

Average RPI Win:	51	WON-LOST	WINNING	LAST 10	STRENGTH OF	OPP. STRENGTH	TEAM	ADJ	CONF.	ADJ CONF.		
Average RPI Loss:	20	RECORD	PCT. RANK	GAMES	SCHEDULE	OF SCHEDULE	RPI	RPI	RPI	RPI		
DIV. I ONLY		8-2-2	.75	32	6-2-2	1	2	2	.70249	1	1	1
DIV. I NON-CONF.		5-1-1	.78571	37	3-1-1	1	1	1	.72824	1	1	1
-----												
TOTALS	RPI 1-25	RPI 26-50		W-L RECORDS		RPI 51-100		RPI 101-150		RPI 150+		
8-2-2	4-1-2	1-1-0		OVERALL		2-0-0		1-0-0		0-0-0		
4-1-1	1-0-1	1-1-0		HOME		2-0-0		0-0-0		0-0-0		
4-1-1	3-1-1	0-0-0		AWAY		0-0-0		1-0-0		0-0-0		
0-0-0	0-0-0	0-0-0		NEUTRAL		0-0-0		0-0-0		0-0-0		
5-1-1	3-1-1	1-0-0		NON-CONFERENCE		1-0-0		0-0-0		0-0-0		
3-0-1	1-0-1	1-0-0		HOME		1-0-0		0-0-0		0-0-0		
2-1-0	2-1-0	0-0-		AWAY		0-0-0		0-0-0		0-0-0		
0-0-0	0-0-0	0-0-0		NEUTRAL		0-0-0		0-0-0		0-0-0		
3-1-1	1-0-1	0-1-0		CONFERENCE		1-0-0		1-0-0		0-0-0		
1-1-0	0-0-0	0-1-0		HOME		1-0-0		0-0-0		0-0-0		
2-0-1	1-0-1	0-0-0		AWAY		0-0-0		1-0-0		0-0-0		
0-0-0	0-0-0	0-0-0		NEUTRAL		0-0-0		0-0-0		0-0-0		
RPI S	Opponent	Score		RPI S	Opponent	Score		RPI S	Opponent	Score		
3 A	Stanford	2	0	26 H	Minnesota	0	1	52 H	Wisconsin	4	0	
12 A	Santa Clara	1	0	48 H	Loyola Marymount	4	2	96 H	Arkansas	4	2	
13 A	West Virginia	0	1									
20 H	Duke	0	0									
22 A	Nebraska	1	1									
23 H	Hofstra	2	1									
24 A	Northwestern	3	0									
LAST 10 GAMES												
24 A	Northwestern	3	0	12 A	Santa Clara	1	0					
147 A	Iowa	5	1	3 A	Stanford	2	0					
22 A	Nebraska	1	1	13 A	West Virginia	0	1					
26 H	Minnesota	0	1	96 H	Arkansas	4	2					
52 H	Wisconsin	4	0	20 H	Duke	0	0					

Non-Div. I Games:

Penn St.

Average RPI Win:	94	WON-LOST RECORD	WINNING PCT. RANK	LAST 10 GAMES	STRENGTH OF SCHEDULE	OPP. STRENGTH OF SCHEDULE	TEAM RPI	ADJ RPI	CONF. RPI	ADJ CONF. RPI				
Average RPI Loss:	17	10-1-1	.875	6	8-1-1	7	39	1	.70197	2	2	2		
DIV. I ONLY		7-1-0	.875	13	5-1-0	24	49	10	.66739	11	2	2		
DIV. I NON-CONF.														
<hr/>														
TOTALS	RPI 1-25	RPI 26-50		W-L RECORDS		RPI 51-100		RPI 101-150		RPI 150+				
10-1-1	3-1-1	1-0-0		OVERALL		2-0-0		1-0-0		3-0-0				
6-0-0	1-0-0	1-0-0		HOME		2-0-0		0-0-0		2-0-0				
3-1-1	1-1-1	0-0-0		AWAY		0-0-0		1-0-0		1-0-0				
1-0-0	1-0-0	0-0-0		NEUTRAL		0-0-0		0-0-0		0-0-0				
7-1-0	1-1-0	1-0-0		NON-CONFERENCE		1-0-0		1-0-0		3-0-0				
4-0-0	0-0-0	1-0-0		HOME		1-0-0		0-0-0		2-0-0				
2-1-0	0-1-0	0-0-		AWAY		0-0-0		1-0-0		1-0-0				
1-0-0	1-0-0	0-0-0		NEUTRAL		0-0-0		0-0-0		0-0-0				
3-0-1	2-0-1	0-0-0		CONFERENCE		1-0-0		0-0-0		0-0-0				
2-0-0	1-0-0	0-0-0		HOME		1-0-0		0-0-0		0-0-0				
1-0-1	1-0-1	0-0-0		AWAY		0-0-0		0-0-0		0-0-0				
0-0-0	0-0-0	0-0-0		NEUTRAL		0-0-0		0-0-0		0-0-0				
RPI	S	Opponent	Score		RPI	S	Opponent	Score		RPI	S	Opponent	Score	
4	H	Clemson	3	1	34	H	Texas A&M	3	1	54	H	UCF	4	0
17	A	Florida	2	3						70	H	Pittsburgh	6	0
19	A	Notre Dame	1	0										
20	A	Duke	0	0										
25	N	Southern California	1	0										

Non-Div. I Games:

Florida St.

Average RPI Win: 78		WON-LOST	WINNING	LAST 10	STRENGTH OF		OPP. STRENGTH	TEAM	ADJ	CONF.	ADJ CONF.
Average RPI Loss: 7		RECORD	PCT. RANK	GAMES	SCHEDULE		OF SCHEDULE	RPI	RPI	RPI	RPI
DIV. I ONLY		9-2-0	.81818	15	8-2-0		9	5	3	.68872	3
DIV. I NON-CONF.		6-2-0	.75	45	5-2-0		6	4	8	.67562	8
TOTALS		RPI 1-25	RPI 26-50		W-L RECORDS		RPI 51-100		RPI 101-150		RPI 150+
9-2-0		2-2-0	2-0-0		OVERALL		3-0-0		1-0-0		1-0-0
4-1-0		1-1-0	2-0-0		HOME		1-0-0		0-0-0		0-0-0
5-1-0		1-1-0	0-0-0		AWAY		2-0-0		1-0-0		1-0-0
0-0-0		0-0-0	0-0-0		NEUTRAL		0-0-0		0-0-0		0-0-0
6-2-0		1-2-0	2-0-0		NON-CONFERENCE		2-0-0		0-0-0		1-0-0
4-1-0		1-1-0	2-0-0		HOME		1-0-0		0-0-0		0-0-0
2-1-0		0-1-0	0-0-		AWAY		1-0-0		0-0-0		1-0-0
0-0-0		0-0-0	0-0-0		NEUTRAL		0-0-0		0-0-0		0-0-0
3-0-0		1-0-0	0-0-0		CONFERENCE		1-0-0		1-0-0		0-0-0
0-0-0		0-0-0	0-0-0		HOME		0-0-0		0-0-0		0-0-0
3-0-0		1-0-0	0-0-0		AWAY		1-0-0		1-0-0		0-0-0
0-0-0		0-0-0	0-0-0		NEUTRAL		0-0-0		0-0-0		0-0-0
RPI S	Opponent	Score		RPI S	Opponent	Score		RPI S	Opponent	Score	
1 H	Penn St.	0	2	41 H	Boston College	4	0	62 A	Cal Poly	1	0
7 H	BYU	1	0	43 H	Oklahoma	2	1	74 A	Utah	4	1
11 A	Arizona	3	2					87 H	UC Davis	1	0
12 A	Santa Clara	0	1								
				LAST 10 GAMES							
				11 A	Arizona	3	2	43 H	Oklahoma	2	1
				108 A	Arizona St.	2	0	1 H	Penn St.	0	2
				74 A	Utah	4	1	7 H	BYU	1	0
				12 A	Santa Clara	0	1	62 A	Cal Poly	1	0
				87 H	UC Davis	1	0	41 H	Boston College	4	0

Non-Div. I Games:

Stanford

Average RPI Win:	109	WON-LOST RECORD	WINNING PCT. RANK	LAST 10 GAMES	STRENGTH OF SCHEDULE	OPP. STRENGTH OF SCHEDULE	TEAM RPI	ADJ RPI	CONF. RPI	ADJ CONF. RPI		
Average RPI Loss:	2											
DIV. I ONLY		9-1-1	.86364	11	8-1-1	18	32	4	.68172	4	2	2
DIV. I NON-CONF.		6-0-1	.92857	6	5-0-1	8	45	3	.70063	3	2	2
<hr/>												
TOTALS	RPI 1-25		RPI 26-50		W-L RECORDS		RPI 51-100		RPI 101-150		RPI 150+	
9-1-1	2-1-1		1-0-0		OVERALL		0-0-0		4-0-0		2-0-0	
5-0-1	2-0-1		1-0-0		HOME		0-0-0		2-0-0		0-0-0	
4-1-0	0-1-0		0-0-0		AWAY		0-0-0		2-0-0		2-0-0	
0-0-0	0-0-0		0-0-0		NEUTRAL		0-0-0		0-0-0		0-0-0	
6-0-1	1-0-1		1-0-0		NON-CONFERENCE		0-0-0		3-0-0		1-0-0	
3-0-1	1-0-1		1-0-0		HOME		0-0-0		1-0-0		0-0-0	
3-0-0	0-0-0		0-0-		AWAY		0-0-0		2-0-0		1-0-0	
0-0-0	0-0-0		0-0-0		NEUTRAL		0-0-0		0-0-0		0-0-0	
3-1-0	1-1-0		0-0-0		CONFERENCE		0-0-0		1-0-0		1-0-0	
2-0-0	1-0-0		0-0-0		HOME		0-0-0		1-0-0		0-0-0	
1-1-0	0-1-0		0-0-0		AWAY		0-0-0		0-0-0		1-0-0	
0-0-0	0-0-0		0-0-0		NEUTRAL		0-0-0		0-0-0		0-0-0	
<hr/>												
RPI S	Opponent	Score	RPI S	Opponent	Score	RPI S	Opponent	Score	RPI S	Opponent	Score	
2 A	Florida St.	1 3	44 H	UNCW	2 1				110 A	Col. of Charleston	2 0	
9 H	South Fla.	0 0							116 A	Georgia	1 0	
15 H	South Carolina	2 1							118 H	Penn	2 1	
19 H	Notre Dame	1 0							123 H	Wake Forest	2 0	
									179 A	Miami (FL)	2 1	
									256 A	Wofford	5 1	
<hr/>												
LAST 10 GAMES												
			123 H	Wake Forest	2 0	118 H	Penn	2 1				
			179 A	Miami (FL)	2 1	256 A	Wofford	5 1				
			2 A	Florida St.	1 3	116 A	Georgia	1 0				
			19 H	Notre Dame	1 0	44 H	UNCW	2 1				
			9 H	South Fla.	0 0	15 H	South Carolina	2 1				

Non-Div. I Games:

Clemson

Average RPI Win:	99	WON-LOST RECORD	WINNING PCT. RANK	LAST 10 GAMES	STRENGTH OF SCHEDULE	OPP. STRENGTH OF SCHEDULE	TEAM RPI	ADJ RPI	CONF. RPI	ADJ CONF. RPI	
Average RPI Loss:	31	11-1-0	.91667 2	9-1-0	36	33	5	.67797 5	3	3	
DIV. I ONLY		7-0-0	1 1	5-0-0	73	47	7	.67816 7	3	3	
DIV. I NON-CONF.											
<hr/>											
TOTALS	RPI 1-25	RPI 26-50		W-L RECORDS	RPI 51-100		RPI 101-150		RPI 150+		
11-1-0	1-0-0	3-1-0		OVERALL	2-0-0		2-0-0		3-0-0		
7-0-0	1-0-0	1-0-0		HOME	2-0-0		1-0-0		2-0-0		
4-1-0	0-0-0	2-1-0		AWAY	0-0-0		1-0-0		1-0-0		
0-0-0	0-0-0	0-0-0		NEUTRAL	0-0-0		0-0-0		0-0-0		
7-0-0	0-0-0	2-0-0		NON-CONFERENCE	1-0-0		1-0-0		3-0-0		
5-0-0	0-0-0	1-0-0		HOME	1-0-0		1-0-0		2-0-0		
2-0-0	0-0-0	1-0-		AWAY	0-0-0		0-0-0		1-0-0		
0-0-0	0-0-0	0-0-0		NEUTRAL	0-0-0		0-0-0		0-0-0		
4-1-0	1-0-0	1-1-0		CONFERENCE	1-0-0		1-0-0		0-0-0		
2-0-0	1-0-0	0-0-0		HOME	1-0-0		0-0-0		0-0-0		
2-1-0	0-0-0	1-1-0		AWAY	0-0-0		1-0-0		0-0-0		
0-0-0	0-0-0	0-0-0		NEUTRAL	0-0-0		0-0-0		0-0-0		
<hr/>											
RPI S	Opponent	Score	RPI S	Opponent	Score	RPI S	Opponent	Score	RPI S	Opponent	Score
17 H	Florida	3 2	29 H	South Ala.	2 1	53 H	LSU	3 2	113 A	Alabama	2 1
			31 A	Missouri	1 2	68 H	Samford	2 0	126 H	Furman	2 0
			33 A	Long Beach St.	1 0				158 H	Old Dominion	1 0
			45 A	Tennessee	3 1				176 A	UC Irvine	1 0
									270 H	UAB	4 0
<hr/>											
LAST 10 GAMES											
			113 A	Alabama	2 1	31 A	Missouri	1 2			
			17 H	Florida	3 2	158 H	Old Dominion	1 0			
			53 H	LSU	3 2	68 H	Samford	2 0			
			45 A	Tennessee	3 1	126 H	Furman	2 0			
			29 H	South Ala.	2 1	270 H	UAB	4 0			

Non-Div. I Games:

Auburn



BYU

BYU				Through Games Of Sunday, October 4, 2015										
Average RPI Win:		92	WON-LOST	WINNING	LAST 10	STRENGTH OF	OPP. STRENGTH	TEAM	ADJ	CONF.	ADJ CONF.			
Average RPI Loss:		3	RECORD	PCT. RANK	GAMES	SCHEDULE	OF SCHEDULE	RPI	RPI	RPI	RPI			
DIV. I ONLY			10-1-1	.875	6	9-0-1	38	14	8	.67412	7	8	8	
DIV. I NON-CONF.			8-1-1	.85	22	7-0-1	10	9	5	.69115	4	8	8	
<hr/>														
TOTALS		RPI 1-25		RPI 26-50		W-L RECORDS		RPI 51-100		RPI 101-150		RPI 150+		
10-1-1		2-1-0		1-0-0		OVERALL		2-0-1		4-0-0		1-0-0		
5-0-0		0-0-0		0-0-0		HOME		2-0-0		2-0-0		1-0-0		
4-1-1		1-1-0		1-0-0		AWAY		0-0-1		2-0-0		0-0-0		
1-0-0		1-0-0		0-0-0		NEUTRAL		0-0-0		0-0-0		0-0-0		
8-1-1		2-1-0		1-0-0		NON-CONFERENCE		2-0-1		2-0-0		1-0-0		
5-0-0		0-0-0		0-0-0		HOME		2-0-0		2-0-0		1-0-0		
2-1-1		1-1-0		1-0-		AWAY		0-0-1		0-0-0		0-0-0		
1-0-0		1-0-0		0-0-0		NEUTRAL		0-0-0		0-0-0		0-0-0		
2-0-0		0-0-0		0-0-0		CONFERENCE		0-0-0		2-0-0		0-0-0		
0-0-0		0-0-0		0-0-0		HOME		0-0-0		0-0-0		0-0-0		
2-0-0		0-0-0		0-0-0		AWAY		0-0-0		2-0-0		0-0-0		
0-0-0		0-0-0		0-0-0		NEUTRAL		0-0-0		0-0-0		0-0-0		
RPI	S	Opponent	Score		RPI	S	Opponent	Score		RPI	S	Opponent	Score	
3	A	Stanford	0	1	33	A	Long Beach St.	2	1	62	A	Cal Poly	1	1
21	N	California	2	0						107	H	Colorado	2	0
22	A	Nebraska	2	0						66	H	Oregon St.	1	0
										74	H	Utah	2	0
										140	A	Gonzaga	1	0
										148	A	Portland	2	1
										184	H	UNLV	2	0
<hr/>														
LAST 10 GAMES														
					148	A	Portland	2	1	184	H	UNLV	2	0
					140	A	Gonzaga	1	0	127	H	Utah St.	1	0
					33	A	Long Beach St.	2	1	74	H	Utah	2	0
					62	A	Cal Poly	1	1	22	A	Nebraska	2	0
					66	H	Oregon St.	1	0	107	H	Colorado	2	0

Non-Div. I Games:

BYU

BYU

Average RPI Win:	98	WON-LOST RECORD	WINNING PCT. RANK	LAST 10 GAMES	STRENGTH OF SCHEDULE	OPP. STRENGTH OF SCHEDULE	TEAM RPI	ADJ RPI	CONF. RPI	ADJ CONF. RPI				
Average RPI Loss:	10													
DIV. I ONLY		11-1-1	.88462	5	8-1-1	41	7	7	.67357	8	2	2		
DIV. I NON-CONF.		8-0-1	.94444	3	5-0-1	36	19	4	.68849	5	2	2		
<hr/>														
TOTALS	RPI 1-25	RPI 26-50		W-L RECORDS		RPI 51-100		RPI 101-150		RPI 150+				
11-1-1	2-1-0	1-0-1		OVERALL		3-0-0		2-0-0		3-0-0				
5-1-1	0-1-0	1-0-1		HOME		1-0-0		2-0-0		1-0-0				
5-0-0	1-0-0	0-0-0		AWAY		2-0-0		0-0-0		2-0-0				
1-0-0	1-0-0	0-0-0		NEUTRAL		0-0-0		0-0-0		0-0-0				
<hr/>														
8-0-1	1-0-0	1-0-1		NON-CONFERENCE		2-0-0		2-0-0		2-0-0				
4-0-1	0-0-0	1-0-1		HOME		0-0-0		2-0-0		1-0-0				
3-0-0	0-0-0	0-0-		AWAY		2-0-0		0-0-0		1-0-0				
1-0-0	1-0-0	0-0-0		NEUTRAL		0-0-0		0-0-0		0-0-0				
<hr/>														
3-1-0	1-1-0	0-0-0		CONFERENCE		1-0-0		0-0-0		1-0-0				
1-1-0	0-1-0	0-0-0		HOME		1-0-0		0-0-0		0-0-0				
2-0-0	1-0-0	0-0-0		AWAY		0-0-0		0-0-0		1-0-0				
0-0-0	0-0-0	0-0-0		NEUTRAL		0-0-0		0-0-0		0-0-0				
<hr/>														
RPI S	Opponent		Score		RPI S	Opponent		Score		RPI S	Opponent		Score	
10 H	North Carolina		1 2		45 H	Tennessee		1 1		51 A	Georgetown		2 1	
13 N	West Virginia		2 1		50 H	James Madison		2 1		55 A	Indiana		2 1	
20 A	Duke		4 2							78 H	Syracuse		3 1	
												124 H	UNCG	
												143 H	Longwood	
												163 A	VCU	
												171 A	North Carolina St.	
												207 H	Davidson	
					LAST 10 GAMES									
					143 H	Longwood		4 2		51 A	Georgetown		2 1	
					20 A	Duke		4 2		207 H	Davidson		2 1	
					78 H	Syracuse		3 1		163 A	VCU		3 0	
					171 A	North Carolina St.		3 0		124 H	UNCG		2 0	
					10 H	North Carolina		1 2		45 H	Tennessee		1 1	

Non-Div. I Games:

Virginia Tech



Average RPI Win:	127	WON-LOST RECORD	WINNING PCT. RANK	LAST 10 GAMES	STRENGTH OF SCHEDULE	OPP. STRENGTH OF SCHEDULE	TEAM RPI	ADJ RPI	CONF. RPI	ADJ CONF. RPI	
Average RPI Loss:	39										
DIV. I ONLY	10-2-1	.80769	18	7-2-1	11	84	9	.66698	9	5	5
DIV. I NON-CONF.	7-1-1	.83333	24	4-1-1	15	99	14	.65779	14	6	6
<hr/>											
TOTALS	RPI 1-25	RPI 26-50		W-L RECORDS		RPI 51-100		RPI 101-150		RPI 150+	
10-2-1	1-0-1	1-2-0		OVERALL		3-0-0		2-0-0		3-0-0	
5-0-0	1-0-0	0-0-0		HOME		1-0-0		1-0-0		2-0-0	
4-2-1	0-0-1	1-2-0		AWAY		1-0-0		1-0-0		1-0-0	
1-0-0	0-0-0	0-0-0		NEUTRAL		1-0-0		0-0-0		0-0-0	
7-1-1	0-0-1	1-1-0		NON-CONFERENCE		1-0-0		2-0-0		3-0-0	
3-0-0	0-0-0	0-0-0		HOME		0-0-0		1-0-0		2-0-0	
3-1-1	0-0-1	1-0-		AWAY		0-0-0		1-0-0		1-0-0	
1-0-0	0-0-0	0-0-0		NEUTRAL		1-0-0		0-0-0		0-0-0	
3-1-0	1-0-0	0-1-0		CONFERENCE		2-0-0		0-0-0		0-0-0	
2-0-0	1-0-0	0-0-0		HOME		1-0-0		0-0-0		0-0-0	
1-1-0	0-0-0	0-1-0		AWAY		1-0-0		0-0-0		0-0-0	
0-0-0	0-0-0	0-0-0		NEUTRAL		0-0-0		0-0-0		0-0-0	
RPI S	Opponent	Score		RPI S	Opponent	Score		RPI S	Opponent	Score	
4 A	Clemson	0	0	29 A	South Ala.	2	1	77 N	Troy	1	0
16 H	UConn	1	0	32 A	Texas Tech	1	2	88 H	Temple	1	0
				46 A	Cincinnati	0	1	99 A	East Carolina	2	1

Non-Div. I Games:

South Fla.

Average RPI Win: 97		WON-LOST RECORD		WINNING PCT. RANK		LAST 10 GAMES		STRENGTH OF SCHEDULE		OPP. STRENGTH OF SCHEDULE		TEAM RPI		ADJ RPI		CONF. RPI		ADJ CONF. RPI	
DIV. I ONLY		11-0-1		.95833 1		9-0-1		127		1		11		.66532 10		2		2	
DIV. I NON-CONF.		7-0-1		.9375 4		5-0-1		193		2		27		.63811 24		2		2	
TOTALS		RPI 1-25		RPI 26-50		W-L RECORDS		RPI 51-100		RPI 101-150		RPI 150+							
11-0-1		3-0-1		1-0-0		OVERALL		3-0-0		1-0-0		3-0-0							
5-0-0		0-0-0		1-0-0		HOME		2-0-0		0-0-0		2-0-0							
4-0-0		2-0-0		0-0-0		AWAY		1-0-0		1-0-0		0-0-0							
2-0-1		1-0-1		0-0-0		NEUTRAL		0-0-0		0-0-0		1-0-0							
7-0-1		2-0-1		0-0-0		NON-CONFERENCE		2-0-0		0-0-0		3-0-0							
3-0-0		0-0-0		0-0-0		HOME		1-0-0		0-0-0		2-0-0							
2-0-0		1-0-0		0-0-		AWAY		1-0-0		0-0-0		0-0-0							
2-0-1		1-0-1		0-0-0		NEUTRAL		0-0-0		0-0-0		1-0-0							
4-0-0		1-0-0		1-0-0		CONFERENCE		1-0-0		1-0-0		0-0-0							
2-0-0		0-0-0		1-0-0		HOME		1-0-0		0-0-0		0-0-0							
2-0-0		1-0-0		0-0-0		AWAY		0-0-0		1-0-0		0-0-0							
0-0-0		0-0-0		0-0-0		NEUTRAL		0-0-0		0-0-0		0-0-0							
RPI	S	Opponent		Score		RPI	S	Opponent		Score		RPI	S	Opponent		Score			
8	A	Virginia Tech		2 1		41	H	Boston College		2 0		58	A	Texas		2 0			
21	N	California		1 1								71	H	UCLA		3 1			
22	A	Nebraska		3 0								78	H	Syracuse		3 1			
25	N	Southern California		2 1															

Non-Div. I Games:

North Carolina

Average RPI Win:	101	WON-LOST RECORD	WINNING PCT. RANK	LAST 10 GAMES	STRENGTH OF SCHEDULE	OPP. STRENGTH OF SCHEDULE	TEAM RPI	ADJ RPI	CONF. RPI	ADJ CONF. RPI		
DIV. I ONLY		8-2-1	.77273	25	7-2-1	13	37	10	.66526	11	4	4
DIV. I NON-CONF.		6-1-1	.8125	30	5-1-1	39	63	21	.64129	20	4	4
<hr/>												
TOTALS	RPI 1-25		RPI 26-50		W-L RECORDS		RPI 51-100		RPI 101-150		RPI 150+	
8-2-1	3-1-0		0-0-1		OVERALL		1-1-0		1-0-0		3-0-0	
4-2-1	3-1-0		0-0-1		HOME		0-1-0		0-0-0		1-0-0	
2-0-0	0-0-0		0-0-0		AWAY		0-0-0		1-0-0		1-0-0	
2-0-0	0-0-0		0-0-0		NEUTRAL		1-0-0		0-0-0		1-0-0	
6-1-1	1-0-0		0-0-1		NON-CONFERENCE		1-1-0		1-0-0		3-0-0	
2-1-1	1-0-0		0-0-1		HOME		0-1-0		0-0-0		1-0-0	
2-0-0	0-0-0		0-0-		AWAY		0-0-0		1-0-0		1-0-0	
2-0-0	0-0-0		0-0-0		NEUTRAL		1-0-0		0-0-0		1-0-0	
2-1-0	2-1-0		0-0-0		CONFERENCE		0-0-0		0-0-0		0-0-0	
2-1-0	2-1-0		0-0-0		HOME		0-0-0		0-0-0		0-0-0	
0-0-0	0-0-0		0-0-0		AWAY		0-0-0		0-0-0		0-0-0	
0-0-0	0-0-0		0-0-0		NEUTRAL		0-0-0		0-0-0		0-0-0	
<hr/>												
RPI S	Opponent	Score	RPI S	Opponent	Score	RPI S	Opponent	Score	RPI S	Opponent	Score	
3	H Stanford	2 3	32	H Texas Tech	1 1	61	N San Diego St.	1 0	103	A UC Riverside	2 1	
12	H Santa Clara	2 1				98	H Pepperdine	0 1	187	N Stephen F. Austin	3 0	
14	H Washington	1 0							201	H Abilene Christian	4 0	
21	H California	1 0							208	A Northern Ariz.	4 0	
<hr/>												
LAST 10 GAMES												
3	H Stanford	2 3	32	H Texas Tech	1 1							
21	H California	1 0	187	N Stephen F. Austin	3 0							
14	H Washington	1 0	61	N San Diego St.	1 0							
103	A UC Riverside	2 1	208	A Northern Ariz.	4 0							
98	H Pepperdine	0 1	12	H Santa Clara	2 1							

**Non-Div. I Games:**

Arizona

Average RPI Win: 76		WON-LOST	WINNING	LAST 10	STRENGTH OF		OPP. STRENGTH	TEAM	ADJ	CONF.	ADJ CONF.
Average RPI Loss: 27		RECORD	PCT. RANK	GAMES	SCHEDULE		OF SCHEDULE	RPI	RPI	RPI	RPI
DIV. I ONLY		7-4-0	.63636	85	6-4-0		2	18	12	.66377	12
DIV. I NON-CONF.		7-3-0	.7	60	6-3-0		2	7	6	.68277	6
TOTALS		RPI 1-25	RPI 26-50		W-L RECORDS		RPI 51-100		RPI 101-150		RPI 150+
7-4-0		2-3-0	1-0-0		OVERALL		2-1-0		1-0-0		1-0-0
3-2-0		1-1-0	1-0-0		HOME		0-1-0		1-0-0		0-0-0
3-2-0		0-2-0	0-0-0		AWAY		2-0-0		0-0-0		1-0-0
1-0-0		1-0-0	0-0-0		NEUTRAL		0-0-0		0-0-0		0-0-0
7-3-0		2-3-0	1-0-0		NON-CONFERENCE		2-0-0		1-0-0		1-0-0
3-1-0		1-1-0	1-0-0		HOME		0-0-0		1-0-0		0-0-0
3-2-0		0-2-0	0-0-		AWAY		2-0-0		0-0-0		1-0-0
1-0-0		1-0-0	0-0-0		NEUTRAL		0-0-0		0-0-0		0-0-0
0-1-0		0-0-0	0-0-0		CONFERENCE		0-1-0		0-0-0		0-0-0
0-1-0		0-0-0	0-0-0		HOME		0-1-0		0-0-0		0-0-0
0-0-0		0-0-0	0-0-0		AWAY		0-0-0		0-0-0		0-0-0
0-0-0		0-0-0	0-0-0		NEUTRAL		0-0-0		0-0-0		0-0-0
RPI S	Opponent	Score		RPI S	Opponent	Score		RPI S	Opponent	Score	
1 H	Penn St.	0	1	43 H	Oklahoma	2	0	67 A	Kansas	1	0
3 H	Stanford	1	0					76 H	San Francisco	0	1
11 A	Arizona	1	2					87 A	UC Davis	2	0
19 A	Notre Dame	1	2								
24 N	Northwestern	1	0								
LAST 10 GAMES											
76 H	San Francisco	0	1	43 H	Oklahoma	2	0				
176 A	UC Irvine	4	0	67 A	Kansas	1	0				
3 H	Stanford	1	0	24 N	Northwestern	1	0				
133 H	CSUN	3	1	19 A	Notre Dame	1	2				
1 H	Penn St.	0	1	11 A	Arizona	1	2				

Non-Div. I Games:

Santa Clara

West Virginia

Through Games Of Sunday, October 4, 2015

Average RPI Win:	124	WON-LOST RECORD	WINNING PCT. RANK	LAST 10 GAMES	STRENGTH OF SCHEDULE	OPP. STRENGTH OF SCHEDULE	TEAM RPI	ADJ RPI	CONF. RPI	ADJ CONF. RPI					
Average RPI Loss:	8														
DIV. I ONLY		11-1-0	.91667	2	10-0-0	69	44	13	.66217	13	6	6			
DIV. I NON-CONF.		9-1-0	.9	8	8-0-0	85	34	17	.65177	17	5	5			
<hr/>															
TOTALS	RPI 1-25			RPI 26-50	W-L RECORDS		RPI 51-100			RPI 101-150		RPI 150+			
11-1-0	1-1-0			1-0-0	OVERALL		3-0-0			2-0-0		4-0-0			
8-0-0	1-0-0			0-0-0	HOME		2-0-0			2-0-0		3-0-0			
2-0-0	0-0-0			1-0-0	AWAY		1-0-0			0-0-0		0-0-0			
1-1-0	0-1-0			0-0-0	NEUTRAL		0-0-0			0-0-0		1-0-0			
9-1-0	1-1-0			1-0-0	NON-CONFERENCE		1-0-0			2-0-0		4-0-0			
6-0-0	1-0-0			0-0-0	HOME		0-0-0			2-0-0		3-0-0			
2-0-0	0-0-0			1-0-	AWAY		1-0-0			0-0-0		0-0-0			
1-1-0	0-1-0			0-0-0	NEUTRAL		0-0-0			0-0-0		1-0-0			
2-0-0	0-0-0			0-0-0	CONFERENCE		2-0-0			0-0-0		0-0-0			
2-0-0	0-0-0			0-0-0	HOME		2-0-0			0-0-0		0-0-0			
0-0-0	0-0-0			0-0-0	AWAY		0-0-0			0-0-0		0-0-0			
0-0-0	0-0-0			0-0-0	NEUTRAL		0-0-0			0-0-0		0-0-0			
<hr/>															
RPI S	Opponent	Score		RPI S	Opponent	Score		RPI S	Opponent	Score		RPI S	Opponent	Score	
1 H	Penn St.	1	0	37 A	Ohio St.	2	0	58 H	Texas	2	0	130 H	FGCU	1	0
8 N	Virginia Tech	1	2					73 A	Maryland	1	0	143 H	Longwood	4	0
								80 H	TCU	2	1	177 H	Duquesne	5	0
												178 H	Buffalo	1	0
												242 N	SIUE	2	0
												246 H	Villanova	8	0
<hr/>															
				LAST 10 GAMES											
				80 H	TCU	2	1	37 A	Ohio St.	2	0				
				58 H	Texas	2	0	246 H	Villanova	8	0				
				130 H	FGCU	1	0	1 H	Penn St.	1	0				
				178 H	Buffalo	1	0	177 H	Duquesne	5	0				
				143 H	Longwood	4	0	73 A	Maryland	1	0				

Non-Div. I Games:

West Virginia

Average RPI Win:		90	WON-LOST		WINNING	LAST 10		STRENGTH OF		OPP. STRENGTH	TEAM	ADJ		CONF.	ADJ CONF.
Average RPI Loss:		19	RECORD		PCT. RANK	GAMES		SCHEDULE		OF SCHEDULE	RPI	RPI		RPI	RPI
DIV. I ONLY			9-2-1		.79167	21		27		28	14	.65238		14	4
DIV. I NON-CONF.			7-1-1		.83333	24		34		48	16	.65183		16	4
TOTALS		RPI 1-25		RPI 26-50		W-L RECORDS		RPI 51-100		RPI 101-150		RPI 150+			
9-2-1		1-1-0		1-1-0		OVERALL		3-0-0		3-0-1		1-0-0			
6-0-0		1-0-0		1-0-0		HOME		3-0-0		1-0-0		0-0-0			
1-2-1		0-1-0		0-1-0		AWAY		0-0-0		1-0-1		0-0-0			
2-0-0		0-0-0		0-0-0		NEUTRAL		0-0-0		1-0-0		1-0-0			
7-1-1		0-0-0		1-1-0		NON-CONFERENCE		2-0-0		3-0-1		1-0-0			
4-0-0		0-0-0		1-0-0		HOME		2-0-0		1-0-0		0-0-0			
1-1-1		0-0-0		0-0-		AWAY		0-0-0		1-0-1		0-0-0			
2-0-0		0-0-0		0-0-0		NEUTRAL		0-0-0		1-0-0		1-0-0			
2-1-0		1-1-0		0-0-0		CONFERENCE		1-0-0		0-0-0		0-0-0			
2-0-0		1-0-0		0-0-0		HOME		1-0-0		0-0-0		0-0-0			
0-1-0		0-1-0		0-0-0		AWAY		0-0-0		0-0-0		0-0-0			
0-0-0		0-0-0		0-0-0		NEUTRAL		0-0-0		0-0-0		0-0-0			
RPI S	Opponent	Score		RPI S	Opponent	Score		RPI S	Opponent	Score		RPI S	Opponent	Score	
11 A	Arizona	0	1	27 A	Kentucky	0	1	60 H	Seattle	3	0	101 A	Louisville	2	1
25 H	Southern California	1	0	30 H	Illinois	2	1	64 H	Michigan	1	0	133 N	CSUN	3	1
								71 H	UCLA	2	1	140 A	Gonzaga	2	2
												148 H	Portland	2	1
												176 N	UC Irvine	2	0
				LAST 10 GAMES											
	25 H	Southern California	1 0		176 N	UC Irvine	2 0								
	71 H	UCLA	2 1		133 N	CSUN	3 1								
	11 A	Arizona	0 1		64 H	Michigan	1 0								
	140 A	Gonzaga	2 2		30 H	Illinois	2 1								
	148 H	Portland	2 1		60 H	Seattle	3 0								

Non-Div. I Games:

Washington

Average RPI Win:	107	WON-LOST	WINNING	LAST 10	STRENGTH OF	OPP. STRENGTH	TEAM	ADJ	CONF.	ADJ CONF.									
Average RPI Loss:	4	RECORD	PCT. RANK	GAMES	SCHEDULE	OF SCHEDULE	RPI	RPI	RPI	RPI									
DIV. I ONLY		10-1-1	.875	6	8-1-1	73	15	15	.65055	15	3	3							
DIV. I NON-CONF.		6-1-0	.85714	18	4-1-0	37	32	13	.65837	13	3	3							
<hr/>																			
TOTALS	RPI 1-25	RPI 26-50		W-L RECORDS		RPI 51-100		RPI 101-150		RPI 150+									
10-1-1	0-1-0	4-0-0		OVERALL		0-0-1		3-0-0		3-0-0									
7-0-0	0-0-0	3-0-0		HOME		0-0-0		2-0-0		2-0-0									
3-1-1	0-1-0	1-0-0		AWAY		0-0-1		1-0-0		1-0-0									
0-0-0	0-0-0	0-0-0		NEUTRAL		0-0-0		0-0-0		0-0-0									
<hr/>																			
6-1-0	0-1-0	2-0-0		NON-CONFERENCE		0-0-0		1-0-0		3-0-0									
5-0-0	0-0-0	2-0-0		HOME		0-0-0		1-0-0		2-0-0									
1-1-0	0-1-0	0-0-		AWAY		0-0-0		0-0-0		1-0-0									
0-0-0	0-0-0	0-0-0		NEUTRAL		0-0-0		0-0-0		0-0-0									
<hr/>																			
4-0-1	0-0-0	2-0-0		CONFERENCE		0-0-1		2-0-0		0-0-0									
2-0-0	0-0-0	1-0-0		HOME		0-0-0		1-0-0		0-0-0									
2-0-1	0-0-0	1-0-0		AWAY		0-0-1		1-0-0		0-0-0									
0-0-0	0-0-0	0-0-0		NEUTRAL		0-0-0		0-0-0		0-0-0									
<hr/>																			
RPI S	Opponent	Score	RPI S	Opponent	Score	RPI S	Opponent	Score	RPI S	Opponent	Score								
4	A	Clemson	1	2	31	A	Missouri	1	0	96	A	Arkansas	2	2	113	H	Alabama	3	0
					34	H	Texas A&M	2	1						114	H	Coastal Caro.	3	2
					38	H	Northeastern	4	1						116	A	Georgia	3	1
					43	H	Oklahoma	2	1						152	H	Colgate	2	0
															181	A	Charlotte	4	1
															250	H	Kennesaw St.	6	0
<hr/>																			
LAST 10 GAMES																			
					96	A	Arkansas	2	2	116	A	Georgia	3	1					
					113	H	Alabama	3	0	181	A	Charlotte	4	1					
					34	H	Texas A&M	2	1	152	H	Colgate	2	0					
					31	A	Missouri	1	0	114	H	Coastal Caro.	3	2					
					250	H	Kennesaw St.	6	0	4	A	Clemson	1	2					

**Non-Div. I Games:**

South Carolina

[illegible]

**Non-Div. I Games:**

UConn



Average RPI Win: 102		WON-LOST RECORD		WINNING PCT. RANK		LAST 10 GAMES		STRENGTH OF SCHEDULE		OPP. STRENGTH OF SCHEDULE		TEAM RPI		ADJ RPI		CONF. RPI		ADJ CONF. RPI					
Average RPI Loss: 25																							
DIV. I ONLY		8-3-1		.70833 44		7-2-1		19		13		17		.64401 17		3		3					
DIV. I NON-CONF.		6-1-0		.85714 18		5-0-0		100		12		22		.6395 22		3		3					
TOTALS		RPI 1-25		RPI 26-50		W-L RECORDS		RPI 51-100		RPI 101-150		RPI 150+											
8-3-1		1-1-0		1-2-1		OVERALL		2-0-0		2-0-0		2-0-0											
3-1-1		1-0-0		1-1-1		HOME		0-0-0		1-0-0		0-0-0											
5-2-0		0-1-0		0-1-0		AWAY		2-0-0		1-0-0		2-0-0											
0-0-0		0-0-0		0-0-0		NEUTRAL		0-0-0		0-0-0		0-0-0											
6-1-0		1-0-0		0-1-0		NON-CONFERENCE		1-0-0		2-0-0		2-0-0											
2-0-0		1-0-0		0-0-0		HOME		0-0-0		1-0-0		0-0-0											
4-1-0		0-0-0		0-0-		AWAY		1-0-0		1-0-0		2-0-0											
0-0-0		0-0-0		0-0-0		NEUTRAL		0-0-0		0-0-0		0-0-0											
2-2-1		0-1-0		1-1-1		CONFERENCE		1-0-0		0-0-0		0-0-0											
1-1-1		0-0-0		1-1-1		HOME		0-0-0		0-0-0		0-0-0											
1-1-0		0-1-0		0-0-0		AWAY		1-0-0		0-0-0		0-0-0											
0-0-0		0-0-0		0-0-0		NEUTRAL		0-0-0		0-0-0		0-0-0											
RPI	S	Opponent		Score		RPI	S	Opponent		Score		RPI	S	Opponent		Score							
2	H	Florida St.		3	2	27	H	Kentucky		1	1	54	A	UCF		2	0	102	H	Oklahoma St.	3	2	
5	A	Auburn		2	3	34	H	Texas A&M		1	2	65	A	Vanderbilt		3	2	145	A	FIU	6	1	
						37	A	Ohio St.		0	1							179	A	Miami (FL)	4	2	
						39	H	Ole Miss		4	1							228	A	Jacksonville	4	0	
LAST 10 GAMES																							
						27	H	Kentucky		1	1	228	A	Jacksonville		4	0						
						5	A	Auburn		2	3	34	H	Texas A&M		1	2						
						65	A	Vanderbilt		3	2	102	H	Oklahoma St.		3	2						
						145	A	FIU		6	1	2	H	Florida St.		3	2						
						39	H	Ole Miss		4	1	179	A	Miami (FL)		4	2						

Non-Div. I Games:

Florida

Average RPI Win:	81	WON-LOST RECORD	WINNING PCT. RANK	LAST 10 GAMES	STRENGTH OF SCHEDULE	OPP. STRENGTH OF SCHEDULE	TEAM RPI	ADJ RPI	CONF. RPI	ADJ CONF. RPI				
DIV. I ONLY		8-1-1	.85	13	8-1-1	96	3	18	.64201	18	2	2		
DIV. I NON-CONF.		6-0-1	.92857	6	6-0-1	108	15	15	.65231	15	2	2		
<hr/>														
TOTALS	RPI 1-25	RPI 26-50		W-L RECORDS		RPI 51-100		RPI 101-150		RPI 150+				
8-1-1	1-1-0	1-0-0		OVERALL		4-0-1		1-0-0		1-0-0				
7-1-0	1-1-0	1-0-0		HOME		3-0-0		1-0-0		1-0-0				
1-0-1	0-0-0	0-0-0		AWAY		1-0-1		0-0-0		0-0-0				
0-0-0	0-0-0	0-0-0		NEUTRAL		0-0-0		0-0-0		0-0-0				
6-0-1	0-0-0	1-0-0		NON-CONFERENCE		3-0-1		1-0-0		1-0-0				
5-0-0	0-0-0	1-0-0		HOME		2-0-0		1-0-0		1-0-0				
1-0-1	0-0-0	0-0-		AWAY		1-0-1		0-0-0		0-0-0				
0-0-0	0-0-0	0-0-0		NEUTRAL		0-0-0		0-0-0		0-0-0				
2-1-0	1-1-0	0-0-0		CONFERENCE		1-0-0		0-0-0		0-0-0				
2-1-0	1-1-0	0-0-0		HOME		1-0-0		0-0-0		0-0-0				
0-0-0	0-0-0	0-0-0		AWAY		0-0-0		0-0-0		0-0-0				
0-0-0	0-0-0	0-0-0		NEUTRAL		0-0-0		0-0-0		0-0-0				
RPI	S	Opponent	Score		RPI	S	Opponent	Score		RPI	S	Opponent	Score	
19	H	Notre Dame	1	2	44	H	UNCW	8	0	62	H	Cal Poly	2	0
20	H	Duke	1	0						71	A	UCLA	2	1
										78	H	Syracuse	5	0
										98	A	Pepperdine	2	2
										100	H	Delaware	6	1
LAST 10 GAMES														
					20	H	Duke	1	0	98	A	Pepperdine	2	2
					19	H	Notre Dame	1	2	71	A	UCLA	2	1
					78	H	Syracuse	5	0	100	H	Delaware	6	1
					158	H	Old Dominion	3	0	62	H	Cal Poly	2	0
					115	H	Harvard	3	0	44	H	UNCW	8	0

Non-Div. I Games:

Virginia

Average RPI Win:		85	WON-LOST RECORD		WINNING PCT. RANK		LAST 10 GAMES		STRENGTH OF SCHEDULE		OPP. STRENGTH OF SCHEDULE		TEAM RPI		ADJ RPI		CONF. RPI		ADJ CONF. RPI					
DIV. I ONLY			8-3-1		.70833		44		6-3-1		23		11		19		.64186		19		2		2	
DIV. I NON-CONF.			7-0-1		.9375		4		5-0-1		79		16		11		.66821		10		2		2	
TOTALS		RPI 1-25		RPI 26-50		W-L RECORDS		RPI 51-100		RPI 101-150		RPI 150+												
8-3-1		2-2-0		1-0-0		OVERALL		2-0-0		2-0-0		1-1-1												
6-1-0		1-1-0		0-0-0		HOME		2-0-0		2-0-0		1-0-0												
2-2-1		1-1-0		1-0-0		AWAY		0-0-0		0-0-0		0-1-1												
0-0-0		0-0-0		0-0-0		NEUTRAL		0-0-0		0-0-0		0-0-0												
7-0-1		1-0-0		1-0-0		NON-CONFERENCE		2-0-0		2-0-0		1-0-1												
6-0-0		1-0-0		0-0-0		HOME		2-0-0		2-0-0		1-0-0												
1-0-1		0-0-0		1-0-		AWAY		0-0-0		0-0-0		0-0-1												
0-0-0		0-0-0		0-0-0		NEUTRAL		0-0-0		0-0-0		0-0-0												
1-3-0		1-2-0		0-0-0		CONFERENCE		0-0-0		0-0-0		0-1-0												
0-1-0		0-1-0		0-0-0		HOME		0-0-0		0-0-0		0-0-0												
1-2-0		1-1-0		0-0-0		AWAY		0-0-0		0-0-0		0-1-0												
0-0-0		0-0-0		0-0-0		NEUTRAL		0-0-0		0-0-0		0-0-0												
RPI	S	Opponent		Score		RPI	S	Opponent		Score		RPI	S	Opponent		Score		RPI	S	Opponent		Score		
2	H	Florida St.		0	1	36	A	Michigan St.		2	0	55	H	Indiana		2	0	146	H	Valparaiso		6	0	
4	A	Clemson		0	1							64	H	Michigan		2	0	148	H	Portland		2	0	
12	H	Santa Clara		2	1													157	A	Western Mich.		2	2	
18	A	Virginia		2	1													179	A	Miami (FL)		0	1	
																		204	H	Toledo		3	0	
						LAST 10 GAMES																		
						179	A	Miami (FL)		0	1	55	H	Indiana		2	0							
						2	H	Florida St.		0	1	36	A	Michigan St.		2	0							
						18	A	Virginia		2	1	157	A	Western Mich.		2	2							
						4	A	Clemson		0	1	148	H	Portland		2	0							
						64	H	Michigan		2	0	12	H	Santa Clara		2	1							

Non-Div. I Games:

Notre Dame

D  
u  
k  
e

Duke				Through Games Of Sunday, October 4, 2015										
Average RPI Win: 108		WON-LOST RECORD	WINNING PCT. RANK	LAST 10 GAMES		STRENGTH OF SCHEDULE	OPP. STRENGTH OF SCHEDULE	TEAM RPI	ADJ RPI		CONF. RPI	ADJ CONF. RPI		
Average RPI Loss: 25														
DIV. I ONLY		6-4-3	.57692	124	4-4-2	6	9	21	.6374	20	2	2		
DIV. I NON-CONF.		6-2-1	.72222	50	4-2-0	21	13	23	.64066	21	2	2		
<hr/>														
TOTALS		RPI 1-25		RPI 26-50		W-L RECORDS		RPI 51-100		RPI 101-150		RPI 150+		
6-4-3		1-3-2		0-0-1		OVERALL		3-1-0		0-0-0		2-0-0		
3-2-1		1-2-1		0-0-0		HOME		2-0-0		0-0-0		0-0-0		
1-2-2		0-1-1		0-0-1		AWAY		1-1-0		0-0-0		0-0-0		
2-0-0		0-0-0		0-0-0		NEUTRAL		0-0-0		0-0-0		2-0-0		
6-2-1		1-1-1		0-0-0		NON-CONFERENCE		3-1-0		0-0-0		2-0-0		
3-1-0		1-1-0		0-0-0		HOME		2-0-0		0-0-0		0-0-0		
1-1-1		0-0-1		0-0-		AWAY		1-1-0		0-0-0		0-0-0		
2-0-0		0-0-0		0-0-0		NEUTRAL		0-0-0		0-0-0		2-0-0		
0-2-2		0-2-1		0-0-1		CONFERENCE		0-0-0		0-0-0		0-0-0		
0-1-1		0-1-1		0-0-0		HOME		0-0-0		0-0-0		0-0-0		
0-1-1		0-1-0		0-0-1		AWAY		0-0-0		0-0-0		0-0-0		
0-0-0		0-0-0		0-0-0		NEUTRAL		0-0-0		0-0-0		0-0-0		
RPI	S	Opponent	Score		RPI	S	Opponent	Score		RPI	S	Opponent	Score	
1	A	Penn St.	0	0	41	A	Boston College	1	1	53	A	LSU	0	1
2	H	Florida St.	0	0						56	H	William & Mary	2	0
8	H	Virginia Tech	2	4						68	A	Samford	2	1
18	A	Virginia	0	1						82	H	Appalachian St.	6	0
21	H	California	1	3										
25	H	Southern California	1	0										
<hr/>														
LAST 10 GAMES														
8	H	Virginia Tech	2	4	53	A	LSU	0	1					
18	A	Virginia	0	1	68	A	Samford	2	1					
41	A	Boston College	1	1	21	H	California	1	3					
2	H	Florida St.	0	0	25	H	Southern California	1	0					
82	H	Appalachian St.	6	0	56	H	William & Mary	2	0					

D  
u  
k  
e

Non-Div. I Games:

Duke

Average RPI Win: 110		WON-LOST	WINNING	LAST 10	STRENGTH OF	OPP. STRENGTH	TEAM	ADJ	CONF.	ADJ CONF.				
Average RPI Loss: 42		RECORD	PCT. RANK	GAMES	SCHEDULE	OF SCHEDULE	RPI	RPI	RPI	RPI				
DIV. I ONLY		7-3-2	.66667	67	6-2-2	17	41	22	.63618	21	4	4		
DIV. I NON-CONF.		6-1-2	.77778	42	5-0-2	7	40	9	.67057	9	4	4		
<hr/>														
TOTALS		RPI 1-25	RPI 26-50		W-L RECORDS		RPI 51-100		RPI 101-150		RPI 150+			
7-3-2		1-2-1	0-0-0		OVERALL		2-0-1		3-1-0		1-0-0			
3-0-0		0-0-0	0-0-0		HOME		1-0-0		2-0-0		0-0-0			
4-2-1		1-1-0	0-0-0		AWAY		1-0-1		1-1-0		1-0-0			
0-1-1		0-1-1	0-0-0		NEUTRAL		0-0-0		0-0-0		0-0-0			
6-1-2		1-1-1	0-0-0		NON-CONFERENCE		2-0-1		2-0-0		1-0-0			
3-0-0		0-0-0	0-0-0		HOME		1-0-0		2-0-0		0-0-0			
3-0-1		1-0-0	0-0-		AWAY		1-0-1		0-0-0		1-0-0			
0-1-1		0-1-1	0-0-0		NEUTRAL		0-0-0		0-0-0		0-0-0			
1-2-0		0-1-0	0-0-0		CONFERENCE		0-0-0		1-1-0		0-0-0			
0-0-0		0-0-0	0-0-0		HOME		0-0-0		0-0-0		0-0-0			
1-2-0		0-1-0	0-0-0		AWAY		0-0-0		1-1-0		0-0-0			
0-0-0		0-0-0	0-0-0		NEUTRAL		0-0-0		0-0-0		0-0-0			
RPI	S	Opponent	Score		RPI	S	Opponent	Score		RPI	S	Opponent	Score	
7	N	BYU	0	2						103	H	UC Riverside	1	0
10	N	North Carolina	1	1						107	A	Colorado	1	2
11	A	Arizona	0	1						108	A	Arizona St.	1	0
20	A	Duke	3	1						132	H	St. Mary's (CA)	2	0
										273	A	Hawaii	5	1
<hr/>														
LAST 10 GAMES														
		108 A Arizona St.	1	0			132 H St. Mary's (CA)	2	0					
		11 A Arizona	0	1			103 H UC Riverside	1	0					
		107 A Colorado	1	2			20 A Duke	3	1					
		62 A Cal Poly	0	0			10 N North Carolina	1	1					
		76 A San Francisco	2	0			61 H San Diego St.	2	0					

Non-Div. I Games:

California

## Nebraska

Through Games Of Sunday, October 4, 2015

Average RPI Win: 83		WON-LOST	WINNING	LAST 10	STRENGTH OF		OPP. STRENGTH	TEAM	ADJ	CONF.	ADJ CONF.
Average RPI Loss: 36		RECORD	PCT. RANK	GAMES	SCHEDULE		OF SCHEDULE	RPI	RPI	RPI	RPI
DIV. I ONLY		5-4-2	.54545	134	4		10	24	.63156	22	1
DIV. I NON-CONF.		4-2-0	.66667	76	3		31	12	.66602	12	1
TOTALS		RPI 1-25	RPI 26-50		W-L RECORDS		RPI 51-100		RPI 101-150		RPI 150+
5-4-2		0-2-1	2-0-1		OVERALL		2-2-0		0-0-0		1-0-0
3-2-1		0-2-1	1-0-0		HOME		1-0-0		0-0-0		1-0-0
2-2-1		0-0-0	1-0-1		AWAY		1-2-0		0-0-0		0-0-0
0-0-0		0-0-0	0-0-0		NEUTRAL		0-0-0		0-0-0		0-0-0
4-2-0		0-2-0	1-0-0		NON-CONFERENCE		2-0-0		0-0-0		1-0-0
2-2-0		0-2-0	0-0-0		HOME		1-0-0		0-0-0		1-0-0
2-0-0		0-0-0	1-0-		AWAY		1-0-0		0-0-0		0-0-0
0-0-0		0-0-0	0-0-0		NEUTRAL		0-0-0		0-0-0		0-0-0
1-2-2		0-0-1	1-0-1		CONFERENCE		0-2-0		0-0-0		0-0-0
1-0-1		0-0-1	1-0-0		HOME		0-0-0		0-0-0		0-0-0
0-2-1		0-0-0	0-0-1		AWAY		0-2-0		0-0-0		0-0-0
0-0-0		0-0-0	0-0-0		NEUTRAL		0-0-0		0-0-0		0-0-0
RPI S	Opponent	Score		RPI S	Opponent	Score		RPI S	Opponent	Score	
1 H	Penn St.	1	1	31 A	Missouri	1	0	59 A	DePaul	3	1
7 H	BYU	0	2	36 A	Michigan St.	0	0	63 A	Purdue	1	2
10 H	North Carolina	0	3	37 H	Ohio St.	2	0	64 A	Michigan	0	2
								67 H	Kansas	3	0
LAST 10 GAMES											
63 A	Purdue	1	2	31 A	Missouri	1	0	221 H	Central Mich.	4	3
37 H	Ohio St.	2	0	10 H	North Carolina	0	3				
1 H	Penn St.	1	1	59 A	DePaul	3	1				
36 A	Michigan St.	0	0	7 H	BYU	0	2				
64 A	Michigan	0	2								

Non-Div. I Games:

Nebraska

Average RPI Win: 131		WON-LOST	WINNING	LAST 10	STRENGTH OF		OPP. STRENGTH	TEAM	ADJ	CONF.	ADJ CONF.
Average RPI Loss: 34		RECORD	PCT. RANK	GAMES	SCHEDULE		OF SCHEDULE	RPI	RPI	RPI	RPI
DIV. I ONLY		9-4-0	.69231	54	14		89	20	.63127	23	7
DIV. I NON-CONF.		6-3-0	.66667	76	17		53	34	.61306	35	7
TOTALS		RPI 1-25	RPI 26-50		W-L RECORDS		RPI 51-100		RPI 101-150		RPI 150+
9-4-0		0-2-0	0-1-0		OVERALL		3-1-0		4-0-0		2-0-0
5-1-0		0-0-0	0-1-0		HOME		1-0-0		3-0-0		1-0-0
3-2-0		0-1-0	0-0-0		AWAY		1-1-0		1-0-0		1-0-0
1-1-0		0-1-0	0-0-0		NEUTRAL		1-0-0		0-0-0		0-0-0
6-3-0		0-2-0	0-0-0		NON-CONFERENCE		2-1-0		2-0-0		2-0-0
4-0-0		0-0-0	0-0-0		HOME		1-0-0		2-0-0		1-0-0
1-2-0		0-1-0	0-0-		AWAY		0-1-0		0-0-0		1-0-0
1-1-0		0-1-0	0-0-0		NEUTRAL		1-0-0		0-0-0		0-0-0
3-1-0		0-0-0	0-1-0		CONFERENCE		1-0-0		2-0-0		0-0-0
1-1-0		0-0-0	0-1-0		HOME		0-0-0		1-0-0		0-0-0
2-0-0		0-0-0	0-0-0		AWAY		1-0-0		1-0-0		0-0-0
0-0-0		0-0-0	0-0-0		NEUTRAL		0-0-0		0-0-0		0-0-0
RPI S	Opponent	Score	RPI S	Opponent	Score	RPI S	Opponent	Score	RPI S	Opponent	Score
1 A	Penn St.	1 2	44 H	UNCW	1 2	56 A	William & Mary	2 1	106 H	Fairleigh Dickinson	4 3
6 N	Rutgers	0 1				83 A	Boston U.	1 2	110 H	Col. of Charleston	5 1
						91 H	Fordham	3 1	117 A	Elon	2 0
						97 N	Central Conn. St.	4 0	138 H	Columbia	2 0
									227 A	Yale	5 4
									238 H	Stony Brook	2 1
LAST 10 GAMES											
			110 H	Col. of Charleston	5 1	83 A	Boston U.	1 2			
			44 H	UNCW	1 2	238 H	Stony Brook	2 1			
			117 A	Elon	2 0	97 N	Central Conn. St.	4 0			
			56 A	William & Mary	2 1	227 A	Yale	5 4			
			91 H	Fordham	3 1	106 H	Fairleigh Dickinson	4 3			

Non-Div. I Games:

Hofstra

Average RPI Win:		133	WON-LOST RECORD		WINNING PCT. RANK		LAST 10 GAMES		STRENGTH OF SCHEDULE		OPP. STRENGTH OF SCHEDULE		TEAM RPI		ADJ RPI		CONF. RPI		ADJ CONF. RPI				
DIV. I ONLY			9-2-2		.76923 27		6-2-2		54		25		23		.62834 24		1 1						
DIV. I NON-CONF.			6-1-1		.8125 30		3-1-1		83		109		32		.61535 34		1 1						
TOTALS		RPI 1-25		RPI 26-50		W-L RECORDS		RPI 51-100		RPI 101-150		RPI 150+											
9-2-2		1-2-0		0-0-1		OVERALL		3-0-1		3-0-0		2-0-0											
5-1-1		1-1-0		0-0-1		HOME		1-0-0		2-0-0		1-0-0											
3-0-1		0-0-0		0-0-0		AWAY		1-0-1		1-0-0		1-0-0											
1-1-0		0-1-0		0-0-0		NEUTRAL		1-0-0		0-0-0		0-0-0											
6-1-1		0-1-0		0-0-1		NON-CONFERENCE		1-0-0		3-0-0		2-0-0											
3-0-1		0-0-0		0-0-1		HOME		0-0-0		2-0-0		1-0-0											
2-0-0		0-0-0		0-0-		AWAY		0-0-0		1-0-0		1-0-0											
1-1-0		0-1-0		0-0-0		NEUTRAL		1-0-0		0-0-0		0-0-0											
3-1-1		1-1-0		0-0-0		CONFERENCE		2-0-1		0-0-0		0-0-0											
2-1-0		1-1-0		0-0-0		HOME		1-0-0		0-0-0		0-0-0											
1-0-1		0-0-0		0-0-0		AWAY		1-0-1		0-0-0		0-0-0											
0-0-0		0-0-0		0-0-0		NEUTRAL		0-0-0		0-0-0		0-0-0											
RPI	S	Opponent		Score		RPI	S	Opponent		Score		RPI	S	Opponent		Score		RPI	S	Opponent		Score	
1	H	Penn St.		0	3	31	H	Missouri		0	0	55	A	Indiana		1	1	107	A	Colorado		1	0
6	H	Rutgers		1	0							63	A	Purdue		1	0	146	H	Valparaiso		2	0
12	N	Santa Clara		0	1							73	H	Maryland		2	0	150	H	Saint Louis		2	1
												83	N	Boston U.		2	0	274	A	Colorado St.		2	1
																		293	H	North Dakota		2	0
						LAST 10 GAMES																	
						1	H	Penn St.		0	3	107	A	Colorado		1	0						
						6	H	Rutgers		1	0	274	A	Colorado St.		2	1						
						73	H	Maryland		2	0	31	H	Missouri		0	0						
						55	A	Indiana		1	1	150	H	Saint Louis		2	1						
						63	A	Purdue		1	0	12	N	Santa Clara		0	1						

**Non-Div. I Games:**

Northwestern



Average RPI Win: 115		WON-LOST RECORD		WINNING PCT. RANK		LAST 10 GAMES		STRENGTH OF SCHEDULE		OPP. STRENGTH OF SCHEDULE		TEAM RPI		ADJ RPI		CONF. RPI		ADJ CONF. RPI	
DIV. I ONLY		7-4-1		.625 95		6-3-1		16		20		26		.62701 25		4		4	
DIV. I NON-CONF.		5-3-1		.61111 102		4-2-1		33		10		40		.60345 39		4		4	
TOTALS		RPI 1-25		RPI 26-50		W-L RECORDS		RPI 51-100		RPI 101-150		RPI 150+							
7-4-1		0-4-0		2-0-1		OVERALL		1-0-0		2-0-0		2-0-0							
2-0-1		0-0-0		0-0-1		HOME		1-0-0		0-0-0		1-0-0							
4-2-0		0-2-0		1-0-0		AWAY		0-0-0		2-0-0		1-0-0							
1-2-0		0-2-0		1-0-0		NEUTRAL		0-0-0		0-0-0		0-0-0							
5-3-1		0-3-0		1-0-1		NON-CONFERENCE		0-0-0		2-0-0		2-0-0							
1-0-1		0-0-0		0-0-1		HOME		0-0-0		0-0-0		1-0-0							
3-1-0		0-1-0		0-0-		AWAY		0-0-0		2-0-0		1-0-0							
1-2-0		0-2-0		1-0-0		NEUTRAL		0-0-0		0-0-0		0-0-0							
2-1-0		0-1-0		1-0-0		CONFERENCE		1-0-0		0-0-0		0-0-0							
1-0-0		0-0-0		0-0-0		HOME		1-0-0		0-0-0		0-0-0							
1-1-0		0-1-0		1-0-0		AWAY		0-0-0		0-0-0		0-0-0							
0-0-0		0-0-0		0-0-0		NEUTRAL		0-0-0		0-0-0		0-0-0							
RPI	S	Opponent		Score		RPI	S	Opponent		Score		RPI	S	Opponent		Score			
2	N	Florida St.		0	1	32	N	Texas Tech		1	0	66	H	Oregon St.		2	1		
10	N	North Carolina		1	2	33	H	Long Beach St.		0	0			103 A UC Riverside		2	0		
14	A	Washington		0	1	35	A	Washington St.		1	0			132 A St. Mary's (CA)		2	0		
20	A	Duke		0	1									192 H San Diego		2	1		
														248 A Pacific		3	1		
LAST 10 GAMES																			
		14 A Washington		0	1	33	H	Long Beach St.		0	0								
		35 A Washington St.		1	0	192	H	San Diego		2	1								
		66 H Oregon St.		2	1	10	N	North Carolina		1	2								
		132 A St. Mary's (CA)		2	0	20	A	Duke		0	1								
		248 A Pacific		3	1	103	A	UC Riverside		2	0								

Non-Div. I Games:

Southern California

Average RPI Win:	112	WON-LOST RECORD	WINNING PCT. RANK	LAST 10 GAMES	STRENGTH OF SCHEDULE	OPP. STRENGTH OF SCHEDULE	TEAM RPI	ADJ RPI	CONF. RPI	ADJ CONF. RPI				
DIV. I ONLY		9-2-2	.76923	27	7-2-1	66	21	25	.62608	26	1	1		
DIV. I NON-CONF.		5-1-2	.75	45	3-1-1	105	73	47	.59583	47	1	1		
<hr/>														
TOTALS	RPI 1-25	RPI 26-50		W-L RECORDS		RPI 51-100		RPI 101-150		RPI 150+				
9-2-2	1-0-0	1-0-1		OVERALL		3-2-1		0-0-0		4-0-0				
5-0-1	0-0-0	0-0-0		HOME		2-0-1		0-0-0		3-0-0				
3-2-1	1-0-0	1-0-1		AWAY		1-2-0		0-0-0		0-0-0				
1-0-0	0-0-0	0-0-0		NEUTRAL		0-0-0		0-0-0		1-0-0				
<hr/>														
5-1-2	0-0-0	0-0-1		NON-CONFERENCE		1-1-1		0-0-0		4-0-0				
3-0-1	0-0-0	0-0-0		HOME		0-0-1		0-0-0		3-0-0				
1-1-1	0-0-0	0-1-		AWAY		1-1-0		0-0-0		0-0-0				
1-0-0	0-0-0	0-0-0		NEUTRAL		0-0-0		0-0-0		1-0-0				
<hr/>														
4-1-0	1-0-0	1-0-0		CONFERENCE		2-1-0		0-0-0		0-0-0				
2-0-0	0-0-0	0-0-0		HOME		2-0-0		0-0-0		0-0-0				
2-1-0	1-0-0	1-0-0		AWAY		0-1-0		0-0-0		0-0-0				
0-0-0	0-0-0	0-0-0		NEUTRAL		0-0-0		0-0-0		0-0-0				
<hr/>														
RPI	S	Opponent	Score		RPI	S	Opponent	Score		RPI	S	Opponent	Score	
1	A	Penn St.	1	0	32	A	Texas Tech	0	0	52	A	Wisconsin	0	1
					37	A	Ohio St.	2	1	53	A	LSU	0	1
										55	H	Indiana	3	1
										63	H	Purdue	3	1
										67	H	Kansas	0	0
										95	A	Marquette	2	1
<hr/>														
LAST 10 GAMES														
					52	A	Wisconsin	0	1	251	H	Omaha	9	1
					55	H	Indiana	3	1	155	H	New Mexico	1	0
					63	H	Purdue	3	1	32	A	Texas Tech	0	0
					1	A	Penn St.	1	0	95	A	Marquette	2	1
					37	A	Ohio St.	2	1	53	A	LSU	0	1

Non-Div. I Games:

Minnesota

Average RPI Win:	111	WON-LOST RECORD	WINNING PCT. RANK	LAST 10 GAMES	STRENGTH OF SCHEDULE	OPP. STRENGTH OF SCHEDULE	TEAM RPI	ADJ RPI	CONF. RPI	ADJ CONF. RPI				
DIV. I ONLY		9-2-2	.76923	27	7-1-2	70	12	27	.62561	27	3	3		
DIV. I NON-CONF.		6-1-1	.8125	30	4-0-1	86	28	30	.62686	30	3	3		
<hr/>														
TOTALS	RPI 1-25	RPI 26-50		W-L RECORDS		RPI 51-100		RPI 101-150		RPI 150+				
9-2-2	1-0-1	1-1-0		OVERALL		2-1-1		3-0-0		2-0-0				
7-2-1	1-0-0	0-1-0		HOME		2-1-1		2-0-0		2-0-0				
2-0-1	0-0-1	1-0-0		AWAY		0-0-0		1-0-0		0-0-0				
0-0-0	0-0-0	0-0-0		NEUTRAL		0-0-0		0-0-0		0-0-0				
6-1-1	1-0-0	0-0-0		NON-CONFERENCE		1-1-1		2-0-0		2-0-0				
6-1-1	1-0-0	0-0-0		HOME		1-1-1		2-0-0		2-0-0				
0-0-0	0-0-0	0-0-		AWAY		0-0-0		0-0-0		0-0-0				
0-0-0	0-0-0	0-0-0		NEUTRAL		0-0-0		0-0-0		0-0-0				
3-1-1	0-0-1	1-1-0		CONFERENCE		1-0-0		1-0-0		0-0-0				
1-1-0	0-0-0	0-1-0		HOME		1-0-0		0-0-0		0-0-0				
2-0-1	0-0-1	1-0-0		AWAY		0-0-0		1-0-0		0-0-0				
0-0-0	0-0-0	0-0-0		NEUTRAL		0-0-0		0-0-0		0-0-0				
RPI	S	Opponent	Score		RPI	S	Opponent	Score		RPI	S	Opponent	Score	
14	H	Washington	1	0	31	H	Missouri	1	3	52	H	Wisconsin	0	0
17	A	Florida	1	1	39	A	Ole Miss	4	2	61	H	San Diego St.	0	2
										89	H	Butler	4	1
										96	H	Arkansas	2	1
										101	H	Louisville	1	0
										113	A	Alabama	1	0
										124	H	UNCG	3	0
										204	H	Toledo	7	0
										215	H	Ohio	3	0
					LAST 10 GAMES									
										17	A	Florida	1	1
										52	H	Wisconsin	0	0
										96	H	Arkansas	2	1
										39	A	Ole Miss	4	2
										31	H	Missouri	1	3
										215	H	Ohio	3	0
										89	H	Butler	4	1
										101	H	Louisville	1	0
										113	A	Alabama	1	0
										204	H	Toledo	7	0

**Non-Div. I Games:**

Kentucky

Average RPI Win:	126	WON-LOST RECORD	WINNING PCT. RANK	LAST 10 GAMES	STRENGTH OF SCHEDULE	OPP. STRENGTH OF SCHEDULE	TEAM RPI	ADJ RPI	CONF. RPI	ADJ CONF. RPI	
Average RPI Loss:	154										
DIV. I ONLY	11-1-0	.91667	2	9-1-0	169	38	30	.62471	28	10	10
DIV. I NON-CONF.	8-1-0	.88889	9	6-1-0	158	35	33	.618	32	10	10
<hr/>											
TOTALS	RPI 1-25	RPI 26-50		W-L RECORDS	RPI 51-100		RPI 101-150		RPI 150+		
11-1-0	0-0-0	1-0-0		OVERALL	4-0-0		1-0-0		5-1-0		
4-0-0	0-0-0	0-0-0		HOME	1-0-0		1-0-0		2-0-0		
4-1-0	0-0-0	1-0-0		AWAY	2-0-0		0-0-0		1-1-0		
3-0-0	0-0-0	0-0-0		NEUTRAL	1-0-0		0-0-0		2-0-0		
<hr/>											
8-1-0	0-0-0	1-0-0		NON-CONFERENCE	2-0-0		1-0-0		4-1-0		
2-0-0	0-0-0	0-0-0		HOME	0-0-0		1-0-0		1-0-0		
3-1-0	0-0-0	1-0-		AWAY	1-0-0		0-0-0		1-1-0		
3-0-0	0-0-0	0-0-0		NEUTRAL	1-0-0		0-0-0		2-0-0		
<hr/>											
3-0-0	0-0-0	0-0-0		CONFERENCE	2-0-0		0-0-0		1-0-0		
2-0-0	0-0-0	0-0-0		HOME	1-0-0		0-0-0		1-0-0		
1-0-0	0-0-0	0-0-0		AWAY	1-0-0		0-0-0		0-0-0		
0-0-0	0-0-0	0-0-0		NEUTRAL	0-0-0		0-0-0		0-0-0		
<hr/>											
RPI S	Opponent	Score	RPI S	Opponent	Score	RPI S	Opponent	Score	RPI S	Opponent	Score
			41 A	Boston College	2 1	78 A	Syracuse	1 0	106 H	Fairleigh Dickinson	3 1
						84 N	Campbell	1 0	151 N	Richmond	3 0
						89 A	Butler	1 0	152 N	Colgate	1 0
						95 H	Marquette	3 0	154 A	Brown	1 2
									165 H	Seton Hall	3 0
									191 H	Towson	1 0
									238 A	Stony Brook	1 0
<hr/>											
			LAST 10 GAMES								
			95 H	Marquette	3 0	84 N	Campbell	1 0			
			89 A	Butler	1 0	41 A	Boston College	2 1			
			165 H	Seton Hall	3 0	154 A	Brown	1 2			
			106 H	Fairleigh Dickinson	3 1	152 N	Colgate	1 0			
			151 N	Richmond	3 0	78 A	Syracuse	1 0			

Non-Div. I Games:

St. John's (NY)

Average RPI Win:		187	WON-LOST RECORD		WINNING PCT. RANK		LAST 10 GAMES		STRENGTH OF SCHEDULE		OPP. STRENGTH OF SCHEDULE		TEAM RPI		ADJ RPI		CONF. RPI		ADJ CONF. RPI					
DIV. I ONLY			9-2-1		.79167		21		7-2-1		39		156		28		.6243		29		13		13	
DIV. I NON-CONF.			6-2-1		.72222		50		4-2-1		46		117		38		.60693		38		14		14	
TOTALS		RPI 1-25		RPI 26-50		W-L RECORDS		RPI 51-100		RPI 101-150		RPI 150+												
9-2-1		0-2-0		0-0-0		OVERALL		2-0-1		1-0-0		6-0-0												
1-1-1		0-1-0		0-0-0		HOME		0-0-1		0-0-0		1-0-0												
6-1-0		0-1-0		0-0-0		AWAY		2-0-0		1-0-0		3-0-0												
2-0-0		0-0-0		0-0-0		NEUTRAL		0-0-0		0-0-0		2-0-0												
6-2-1		0-2-0		0-0-0		NON-CONFERENCE		1-0-1		1-0-0		4-0-0												
1-1-1		0-1-0		0-0-0		HOME		0-0-1		0-0-0		1-0-0												
3-1-0		0-1-0		0-0-		AWAY		1-0-0		1-0-0		1-0-0												
2-0-0		0-0-0		0-0-0		NEUTRAL		0-0-0		0-0-0		2-0-0												
3-0-0		0-0-0		0-0-0		CONFERENCE		1-0-0		0-0-0		2-0-0												
0-0-0		0-0-0		0-0-0		HOME		0-0-0		0-0-0		0-0-0												
3-0-0		0-0-0		0-0-0		AWAY		1-0-0		0-0-0		2-0-0												
0-0-0		0-0-0		0-0-0		NEUTRAL		0-0-0		0-0-0		0-0-0												
RPI	S	Opponent		Score		RPI	S	Opponent		Score		RPI	S	Opponent		Score								
5	A	Auburn		1	2					68	A	Samford	3	2	119	A	Mississippi St.	1	0					
9	H	South Fla.		1	2					77	A	Troy	2	1	205	N	Louisiana Tech	1	0					
										95	H	Marquette	1	1	223	N	UT Martin	7	0					
															226	A	La.-Lafayette	2	1					
															243	H	Austin Peay	2	1					
															245	A	La.-Monroe	3	2					
															280	A	Southern Miss.	4	0					
LAST 10 GAMES																								
						245	A	La.-Monroe	3	2	5	A	Auburn	1	2									
						226	A	La.-Lafayette	2	1	243	H	Austin Peay	2	1									
						77	A	Troy	2	1	9	H	South Fla.	1	2									
						280	A	Southern Miss.	4	0	223	N	UT Martin	7	0									
						95	H	Marquette	1	1	205	N	Louisiana Tech	1	0									

Non-Div. I Games:

South Ala.

Average RPI Win: 132		WON-LOST	WINNING	LAST 10	STRENGTH OF		OPP. STRENGTH	TEAM	ADJ	CONF.	ADJ CONF.						
Average RPI Loss: 39		RECORD	PCT. RANK	GAMES	SCHEDULE		OF SCHEDULE	RPI	RPI	RPI	RPI						
DIV. I ONLY		8-2-2	.75	32	6-2-2		46	45	29	.62333	30	1	1				
DIV. I NON-CONF.		6-1-0	.85714	18	4-1-0		41	152	20	.63869	23	1	1				
-----																	
TOTALS		RPI 1-25		RPI 26-50		W-L RECORDS		RPI 51-100		RPI 101-150		RPI 150+					
8-2-2		1-1-0		0-0-1		OVERALL		2-1-1		2-0-0		3-0-0					
6-0-1		1-0-0		0-0-1		HOME		2-0-0		1-0-0		2-0-0					
2-2-1		0-1-0		0-0-0		AWAY		0-1-1		1-0-0		1-0-0					
0-0-0		0-0-0		0-0-0		NEUTRAL		0-0-0		0-0-0		0-0-0					
6-1-0		0-1-0		0-0-0		NON-CONFERENCE		1-0-0		2-0-0		3-0-0					
4-0-0		0-0-0		0-0-0		HOME		1-0-0		1-0-0		2-0-0					
2-1-0		0-1-0		0-0-		AWAY		0-0-0		1-0-0		1-0-0					
0-0-0		0-0-0		0-0-0		NEUTRAL		0-0-0		0-0-0		0-0-0					
2-1-2		1-0-0		0-0-1		CONFERENCE		1-1-1		0-0-0		0-0-0					
2-0-1		1-0-0		0-0-1		HOME		1-0-0		0-0-0		0-0-0					
0-1-1		0-0-0		0-0-0		AWAY		0-1-1		0-0-0		0-0-0					
0-0-0		0-0-0		0-0-0		NEUTRAL		0-0-0		0-0-0		0-0-0					
RPI	S	Opponent		Score		RPI	S	Opponent		Score		RPI	S	Opponent		Score	
6	H	Rutgers		2 1		37	H	Ohio St.		1 1		55	A	Indiana		0 0	
14	A	Washington		1 2								63	A	Purdue		1 3	
												73	H	Maryland		2 1	
												80	H	TCU		5 2	
												148	A	Portland		1 0	
												150	H	Saint Louis		3 1	
												164	A	Illinois St.		1 0	
												213	H	Oakland		4 1	
												218	H	Northern Ky.		1 0	
-----																	
LAST 10 GAMES																	
37 H Ohio St.						218 H Northern Ky.											
73 H Maryland						148 A Portland											
6 H Rutgers						14 A Washington											
63 A Purdue						150 H Saint Louis											
55 A Indiana						80 H TCU											

Non-Div. I Games:

Illinois

Average RPI Win: 43		WON-LOST RECORD		WINNING PCT. RANK		LAST 10 GAMES		STRENGTH OF SCHEDULE		OPP. STRENGTH OF SCHEDULE		TEAM RPI		ADJ RPI		CONF. RPI		ADJ CONF. RPI	
DIV. I ONLY		5-3-4		.58333 121		4-3-3		15		6		31		.62305 31		3		3	
DIV. I NON-CONF.		2-2-3		.5 156		1-2-2		74		3		73		.56315 72		3		3	
TOTALS		RPI 1-25		RPI 26-50		W-L RECORDS		RPI 51-100		RPI 101-150		RPI 150+							
5-3-4		1-2-1		2-0-0		OVERALL		2-1-1		0-0-2		0-0-0							
3-2-2		1-2-0		1-0-0		HOME		1-0-1		0-0-1		0-0-0							
2-0-2		0-0-1		1-0-0		AWAY		1-0-0		0-0-1		0-0-0							
0-1-0		0-0-0		0-0-0		NEUTRAL		0-1-0		0-0-0		0-0-0							
2-2-3		0-1-1		0-0-0		NON-CONFERENCE		2-1-1		0-0-1		0-0-0							
1-1-2		0-1-0		0-0-0		HOME		1-0-1		0-0-1		0-0-0							
1-0-1		0-0-1		0-0-		AWAY		1-0-0		0-0-0		0-0-0							
0-1-0		0-0-0		0-0-0		NEUTRAL		0-1-0		0-0-0		0-0-0							
3-1-1		1-1-0		2-0-0		CONFERENCE		0-0-0		0-0-1		0-0-0							
2-1-0		1-1-0		1-0-0		HOME		0-0-0		0-0-0		0-0-0							
1-0-1		0-0-0		1-0-0		AWAY		0-0-0		0-0-1		0-0-0							
0-0-0		0-0-0		0-0-0		NEUTRAL		0-0-0		0-0-0		0-0-0							
RPI	S	Opponent		Score		RPI	S	Opponent		Score		RPI	S	Opponent		Score			
5	H	Auburn		2 1		27	A	Kentucky		3 1		55	N	Indiana		0 1			
15	H	South Carolina		0 1		39	H	Ole Miss		2 1		63	A	Purdue		3 2			
22	H	Nebraska		0 1								66	H	Oregon St.		0 0			
24	A	Northwestern		0 0								80	H	TCU		2 0			
						LAST 10 GAMES													
						39 H Ole Miss 2 1						5 H Auburn 2 1							
						119 A Mississippi St. 1 1						24 A Northwestern 0 0							
						27 A Kentucky 3 1						66 H Oregon St. 0 0							
						15 H South Carolina 0 1						63 A Purdue 3 2							
						22 H Nebraska 0 1						55 N Indiana 0 1							

Non-Div. I Games:

Missouri

[illegible]

**Non-Div. I Games:**

Texas Tech



[illegible]

**Non-Div. I Games:**

Long Beach St.

Average RPI Win:	133	WON-LOST	WINNING	LAST 10	STRENGTH OF	OPP. STRENGTH	TEAM	ADJ	CONF.	ADJ CONF.		
Average RPI Loss:	44	RECORD	PCT. RANK	GAMES	SCHEDULE	OF SCHEDULE	RPI	RPI	RPI	RPI		
DIV. I ONLY		10-3-0	.76923	27	7-3-0	84	43	33	.61241	34	3	3
DIV. I NON-CONF.		7-1-0	.875	13	4-1-0	81	97	24	.6334	26	3	3
<hr/>												
TOTALS	RPI 1-25	RPI 26-50		W-L RECORDS		RPI 51-100		RPI 101-150		RPI 150+		
10-3-0	1-2-0	1-0-0		OVERALL		1-0-0		3-1-0		4-0-0		
7-0-0	0-0-0	1-0-0		HOME		1-0-0		1-0-0		4-0-0		
3-3-0	1-2-0	0-0-0		AWAY		0-0-0		2-1-0		0-0-0		
0-0-0	0-0-0	0-0-0		NEUTRAL		0-0-0		0-0-0		0-0-0		
<hr/>												
7-1-0	0-1-0	1-0-0		NON-CONFERENCE		0-0-0		2-0-0		4-0-0		
5-0-0	0-0-0	1-0-0		HOME		0-0-0		0-0-0		4-0-0		
2-1-0	0-1-0	0-0-		AWAY		0-0-0		2-0-0		0-0-0		
0-0-0	0-0-0	0-0-0		NEUTRAL		0-0-0		0-0-0		0-0-0		
<hr/>												
3-2-0	1-1-0	0-0-0		CONFERENCE		1-0-0		1-1-0		0-0-0		
2-0-0	0-0-0	0-0-0		HOME		1-0-0		1-0-0		0-0-0		
1-2-0	1-1-0	0-0-0		AWAY		0-0-0		0-1-0		0-0-0		
0-0-0	0-0-0	0-0-0		NEUTRAL		0-0-0		0-0-0		0-0-0		
<hr/>												
RPI S	Opponent	Score		RPI S	Opponent	Score		RPI S	Opponent	Score		
2 A	Florida St.	1	3	49 H	North Texas	2	1	65 H	Vanderbilt	1	0	
15 A	South Carolina	1	2									
17 A	Florida	2	1									
<hr/>												
				LAST 10 GAMES								
				119 H Mississippi St.		4	0	139 A Dayton		3	1	
				116 A Georgia		1	2	17 A Florida		2	1	
				15 A South Carolina		1	2	201 H Abilene Christian		4	1	
				49 H North Texas		2	1	2 A Florida St.		1	3	
				65 H Vanderbilt		1	0	161 H Fla. Atlantic		2	0	

Non-Div. I Games:

Texas A&amp;M

Average RPI Win: 121		WON-LOST RECORD		WINNING PCT. RANK		LAST 10 GAMES		STRENGTH OF SCHEDULE		OPP. STRENGTH OF SCHEDULE		TEAM RPI		ADJ RPI		CONF. RPI		ADJ CONF. RPI	
DIV. I ONLY		9-2-0		.81818 15		8-2-0		129		40		36		.61102 35		4		4	
DIV. I NON-CONF.		7-1-0		.875 13		6-1-0		128		64		31		.62216 31		4		4	
TOTALS		RPI 1-25		RPI 26-50		W-L RECORDS		RPI 51-100		RPI 101-150		RPI 150+							
9-2-0		0-1-0		1-0-0		OVERALL		2-0-0		3-1-0		3-0-0							
5-1-0		0-1-0		1-0-0		HOME		1-0-0		2-0-0		1-0-0							
4-1-0		0-0-0		0-0-0		AWAY		1-0-0		1-1-0		2-0-0							
0-0-0		0-0-0		0-0-0		NEUTRAL		0-0-0		0-0-0		0-0-0							
7-1-0		0-0-0		1-0-0		NON-CONFERENCE		1-0-0		2-1-0		3-0-0							
4-0-0		0-0-0		1-0-0		HOME		0-0-0		2-0-0		1-0-0							
3-1-0		0-0-0		0-0-		AWAY		1-0-0		0-1-0		2-0-0							
0-0-0		0-0-0		0-0-0		NEUTRAL		0-0-0		0-0-0		0-0-0							
2-1-0		0-1-0		0-0-0		CONFERENCE		1-0-0		1-0-0		0-0-0							
1-1-0		0-1-0		0-0-0		HOME		1-0-0		0-0-0		0-0-0							
1-0-0		0-0-0		0-0-0		AWAY		0-0-0		1-0-0		0-0-0							
0-0-0		0-0-0		0-0-0		NEUTRAL		0-0-0		0-0-0		0-0-0							
RPI	S	Opponent		Score		RPI	S	Opponent		Score		RPI	S	Opponent		Score			
25	H	Southern California		0 1		42	H	Cal St. Fullerton		2 1		60	A	Seattle		3 1			
												71	H	UCLA		4 2			
												102	H	Oklahoma St.		2 1			
												108	A	Arizona St.		2 1			
												140	H	Gonzaga		3 0			
												148	A	Portland		0 2			
												166	H	Idaho		3 1			
												197	A	Montana		1 0			
												199	A	Boise St.		2 1			
LAST 10 GAMES																			

Non-Div. I Games:

Washington St.

Average RPI Win:		137	WON-LOST RECORD		WINNING PCT. RANK		LAST 10 GAMES		STRENGTH OF SCHEDULE		OPP. STRENGTH OF SCHEDULE		TEAM RPI		ADJ RPI		CONF. RPI		ADJ CONF. RPI					
DIV. I ONLY			6-2-3		.68182		60		5-2-3		29		78		34		.61078		36		1		1	
DIV. I NON-CONF.			4-1-2		.71429		56		3-1-2		51		138		42		.59948		43		1		1	
TOTALS		RPI 1-25		RPI 26-50		W-L RECORDS		RPI 51-100		RPI 101-150		RPI 150+												
6-2-3		0-2-1		0-0-0		OVERALL		1-0-1		3-0-0		2-0-1												
4-1-2		0-1-1		0-0-0		HOME		1-0-1		2-0-0		1-0-0												
2-1-1		0-1-0		0-0-0		AWAY		0-0-0		1-0-0		1-0-1												
0-0-0		0-0-0		0-0-0		NEUTRAL		0-0-0		0-0-0		0-0-0												
4-1-2		0-1-0		0-0-0		NON-CONFERENCE		0-0-1		2-0-0		2-0-1												
2-1-1		0-1-0		0-0-0		HOME		0-0-1		1-0-0		1-0-0												
2-0-1		0-0-0		0-0-		AWAY		0-0-0		1-0-0		1-0-1												
0-0-0		0-0-0		0-0-0		NEUTRAL		0-0-0		0-0-0		0-0-0												
2-1-1		0-1-1		0-0-0		CONFERENCE		1-0-0		1-0-0		0-0-0												
2-0-1		0-0-1		0-0-0		HOME		1-0-0		1-0-0		0-0-0												
0-1-0		0-1-0		0-0-0		AWAY		0-0-0		0-0-0		0-0-0												
0-0-0		0-0-0		0-0-0		NEUTRAL		0-0-0		0-0-0		0-0-0												
RPI	S	Opponent		Score		RPI	S	Opponent		Score		RPI	S	Opponent		Score								
6	A	Rutgers		0 1								129	A	Baylor		2 1								
19	H	Notre Dame		0 2								139	H	Dayton		2 1								
22	H	Nebraska		0 0								147	H	Iowa		2 1								
												155	H	New Mexico		1 0								
												190	A	Niagara		2 0								
												213	A	Oakland		1 1								
LAST 10 GAMES																								
6	A	Rutgers		0 1		76	H	San Francisco		1 1														
64	H	Michigan		3 0		19	H	Notre Dame		0 2														
22	H	Nebraska		0 0		139	H	Dayton		2 1														
147	H	Iowa		2 1		213	A	Oakland		1 1														
155	H	New Mexico		1 0		129	A	Baylor		2 1														

**Non-Div. I Games:**

Michigan St.

Average RPI Win:	136	WON-LOST	WINNING	LAST 10	STRENGTH OF	OPP. STRENGTH	TEAM	ADJ	CONF.	ADJ CONF.		
Average RPI Loss:	20	RECORD	PCT. RANK	GAMES	SCHEDULE	OF SCHEDULE	RPI	RPI	RPI	RPI		
DIV. I ONLY		6-3-3	.625	95	4-3-3	30	29	38	.60711	37	1	1
DIV. I NON-CONF.		5-1-1	.78571	37	3-1-1	45	37	25	.6339	25	1	1
<hr/>												
TOTALS	RPI 1-25	RPI 26-50		W-L RECORDS		RPI 51-100		RPI 101-150		RPI 150+		
6-3-3	1-2-0	0-1-1		OVERALL		0-0-2		3-0-0		2-0-0		
4-2-1	1-1-0	0-1-0		HOME		0-0-1		1-0-0		2-0-0		
2-1-2	0-1-0	0-0-1		AWAY		0-0-1		2-0-0		0-0-0		
0-0-0	0-0-0	0-0-0		NEUTRAL		0-0-0		0-0-0		0-0-0		
<hr/>												
5-1-1	1-1-0	0-0-0		NON-CONFERENCE		0-0-1		2-0-0		2-0-0		
4-1-0	1-1-0	0-0-0		HOME		0-0-0		1-0-0		2-0-0		
1-0-1	0-0-0	0-0-		AWAY		0-0-1		1-0-0		0-0-0		
0-0-0	0-0-0	0-0-0		NEUTRAL		0-0-0		0-0-0		0-0-0		
<hr/>												
1-2-2	0-1-0	0-1-1		CONFERENCE		0-0-1		1-0-0		0-0-0		
0-1-1	0-0-0	0-1-0		HOME		0-0-1		0-0-0		0-0-0		
1-1-1	0-1-0	0-0-1		AWAY		0-0-0		1-0-0		0-0-0		
0-0-0	0-0-0	0-0-0		NEUTRAL		0-0-0		0-0-0		0-0-0		
<hr/>												
RPI S	Opponent	Score		RPI S	Opponent	Score		RPI S	Opponent	Score		
13 H	West Virginia	0	2	26 H	Minnesota	1	2	52 H	Wisconsin	0	0	
17 H	Florida	1	0	30 A	Illinois	1	1	58 A	Texas	0	0	
22 A	Nebraska	0	2									
<hr/>												
				LAST 10 GAMES								
				30 A Illinois		1	1	206 H Bucknell		2	0	
				22 A Nebraska		0	2	13 H West Virginia		0	2	
				147 A Iowa		3	1	145 H FIU		3	1	
				52 H Wisconsin		0	0	58 A Texas		0	0	
				26 H Minnesota		1	2	139 A Dayton		2	1	

**Non-Div. I Games:**

Ohio St.

Average RPI Win:		150	WON-LOST RECORD		WINNING PCT. RANK		LAST 10 GAMES		STRENGTH OF SCHEDULE		OPP. STRENGTH OF SCHEDULE		TEAM RPI	ADJ RPI		CONF. RPI	ADJ CONF. RPI		
DIV. I ONLY			9-4-1		.67857	64	6-3-1		25		136		37	.60663	38	7	7		
DIV. I NON-CONF.			7-3-0		.7	60	4-2-0		49		136		44	.59653	46	7	7		
TOTALS		RPI 1-25		RPI 26-50		W-L RECORDS		RPI 51-100		RPI 101-150		RPI 150+							
9-4-1	0-1-0	1-1-0		OVERALL		1-2-0		4-0-1		3-0-0									
5-1-0	0-0-0	1-0-0		HOME		1-1-0		3-0-0		0-0-0									
4-3-1	0-1-0	0-1-0		AWAY		0-1-0		1-0-1		3-0-0									
0-0-0	0-0-0	0-0-0		NEUTRAL		0-0-0		0-0-0		0-0-0									
7-3-0	0-1-0	0-1-0		NON-CONFERENCE		1-1-0		3-0-0		3-0-0									
3-1-0	0-0-0	0-0-0		HOME		1-1-0		2-0-0		0-0-0									
4-2-0	0-1-0	0-0-		AWAY		0-0-0		1-0-0		3-0-0									
0-0-0	0-0-0	0-0-0		NEUTRAL		0-0-0		0-0-0		0-0-0									
2-1-1	0-0-0	1-0-0		CONFERENCE		0-1-0		1-0-1		0-0-0									
2-0-0	0-0-0	1-0-0		HOME		0-0-0		1-0-0		0-0-0									
0-1-1	0-0-0	0-0-0		AWAY		0-1-0		0-0-1		0-0-0									
0-0-0	0-0-0	0-0-0		NEUTRAL		0-0-0		0-0-0		0-0-0									
RPI	S	Opponent		Score		RPI	S	Opponent		Score		RPI	S	Opponent		Score			
15	A	South Carolina		1	4	41	A	Boston College		0	1	56	A	William & Mary		1	3		
						44	H	UNCW		3	2	72	H	Dartmouth		1	3		
												83	H	Boston U.		2	1		
															110	H	Col. of Charleston	2	1
															117	A	Elon	0	0
															120	H	Maine	3	0
															126	A	Furman	3	1
															136	H	Saint Joseph's	2	1
															188	A	New Hampshire	1	0
															247	A	Rhode Island	2	0
															297	A	UMass Lowell	6	1
LAST 10 GAMES																			
						44	H	UNCW		3	2	72	H	Dartmouth		1	3		
						110	H	Col. of Charleston		2	1	247	A	Rhode Island		2	0		
						56	A	William & Mary		1	3	41	A	Boston College		0	1		
						117	A	Elon		0	0	120	H	Maine		3	0		
						188	A	New Hampshire		1	0	83	H	Boston U.		2	1		

Non-Div. I Games:

Northeastern

Average RPI Win: 139		WON-LOST	WINNING	LAST 10	STRENGTH OF		OPP. STRENGTH	TEAM	ADJ		CONF.	ADJ CONF.			
Average RPI Loss: 25		RECORD	PCT. RANK	GAMES	SCHEDULE		OF SCHEDULE	RPI	RPI		RPI	RPI			
DIV. I ONLY		8-3-2	.69231	54	6-3-1		48	72	39	.60454	39	3			
DIV. I NON-CONF.		6-0-2	.875	13	4-0-1		78	148	26	.63081	27	3			
TOTALS		RPI 1-25	RPI 26-50		W-L RECORDS		RPI 51-100		RPI 101-150		RPI 150+				
8-3-2		0-1-0	0-2-0		OVERALL		2-0-1		3-0-1		3-0-0				
7-1-1		0-0-0	0-1-0		HOME		1-0-1		3-0-0		3-0-0				
1-2-1		0-1-0	0-1-0		AWAY		1-0-0		0-0-1		0-0-0				
0-0-0		0-0-0	0-0-0		NEUTRAL		0-0-0		0-0-0		0-0-0				
6-0-2		0-0-0	0-0-0		NON-CONFERENCE		1-0-1		2-0-1		3-0-0				
5-0-1		0-0-0	0-0-0		HOME		0-0-1		2-0-0		3-0-0				
1-0-1		0-0-0	0-0-		AWAY		1-0-0		0-0-1		0-0-0				
0-0-0		0-0-0	0-0-0		NEUTRAL		0-0-0		0-0-0		0-0-0				
2-3-0		0-1-0	0-2-0		CONFERENCE		1-0-0		1-0-0		0-0-0				
2-1-0		0-0-0	0-1-0		HOME		1-0-0		1-0-0		0-0-0				
0-2-0		0-1-0	0-1-0		AWAY		0-0-0		0-0-0		0-0-0				
0-0-0		0-0-0	0-0-0		NEUTRAL		0-0-0		0-0-0		0-0-0				
RPI S	Opponent	Score		RPI S	Opponent	Score		RPI S	Opponent	Score		RPI S	Opponent	Score	
17 A	Florida	1	4	27 H	Kentucky	2	4	53 H	LSU	2	0	101 H	Louisville	2	1
				31 A	Missouri	1	2	54 H	UCF	2	2	111 H	Little Rock	1	0
								69 A	Memphis	2	1	113 H	Alabama	3	2
												130 A	FGCU	0	0
												199 H	Boise St.	4	0
												226 H	La.-Lafayette	3	1
												243 H	Austin Peay	5	0
LAST 10 GAMES															
31 A	Missouri	1	2	101 H	Louisville	2	1	27 H	Kentucky	2	4	111 H	Little Rock	1	0
53 H	LSU	2	0	54 H	UCF	2	2	69 A	Memphis	2	1	199 H	Boise St.	4	0
113 H	Alabama	3	2	101 H	Louisville	2	1	27 H	Kentucky	2	4	111 H	Little Rock	1	0
69 A	Memphis	2	1	54 H	UCF	2	2	69 A	Memphis	2	1	199 H	Boise St.	4	0
17 A	Florida	1	4	101 H	Louisville	2	1	27 H	Kentucky	2	4	111 H	Little Rock	1	0

Non-Div. I Games:

Ole Miss

Average RPI Win:	185	WON-LOST	WINNING	LAST 10	STRENGTH OF	OPP. STRENGTH	TEAM	ADJ	CONF.	ADJ CONF.		
Average RPI Loss:	94	RECORD	PCT. RANK	GAMES	SCHEDULE	OF SCHEDULE	RPI	RPI	RPI	RPI		
DIV. I ONLY		9-1-3	.80769	18	7-0-3	103	135	40	.60308	40	12	12
DIV. I NON-CONF.		7-1-1	.83333	24	5-0-1	109	199	39	.60275	40	12	12
-----												
TOTALS	RPI 1-25	RPI 26-50		W-L RECORDS		RPI 51-100		RPI 101-150		RPI 150+		
9-1-3	0-0-0	1-0-1		OVERALL		0-1-2		2-0-0		6-0-0		
4-0-1	0-0-0	1-0-1		HOME		0-0-0		1-0-0		2-0-0		
5-1-2	0-0-0	0-0-0		AWAY		0-1-2		1-0-0		4-0-0		
0-0-0	0-0-0	0-0-0		NEUTRAL		0-0-0		0-0-0		0-0-0		
7-1-1	0-0-0	1-0-0		NON-CONFERENCE		0-1-1		1-0-0		5-0-0		
3-0-0	0-0-0	1-0-0		HOME		0-0-0		0-0-0		2-0-0		
4-1-1	0-0-0	0-0-		AWAY		0-1-1		1-0-0		3-0-0		
0-0-0	0-0-0	0-0-0		NEUTRAL		0-0-0		0-0-0		0-0-0		
2-0-2	0-0-0	0-0-1		CONFERENCE		0-0-1		1-0-0		1-0-0		
1-0-1	0-0-0	0-0-1		HOME		0-0-0		1-0-0		0-0-0		
1-0-1	0-0-0	0-0-0		AWAY		0-0-1		0-0-0		1-0-0		
0-0-0	0-0-0	0-0-0		NEUTRAL		0-0-0		0-0-0		0-0-0		
RPI	S	Opponent	Score	RPI	S	Opponent	Score	RPI	S	Opponent	Score	
				49	H	North Texas	0 0	82	A	Appalachian St.	0 0	
				50	H	James Madison	1 0	86	A	UTEP	1 1	
								94	A	Monmouth	0 1	
										109	H Rice	1 0
										134	A ETSU	2 1
										163	A VCU	1 0
										215	H Ohio	3 2
										224	A UTSA	2 1
										231	A IUPUI	2 1
										249	A Indiana St.	2 0
										287	H Eastern Ky.	5 1
-----												
LAST 10 GAMES												
				86	A	UTEP	1 1	82	A	Appalachian St.	0 0	
				224	A	UTSA	2 1	134	A	ETSU	2 1	
				109	H	Rice	1 0	287	H	Eastern Ky.	5 1	
				49	H	North Texas	0 0	215	H	Ohio	3 2	
				50	H	James Madison	1 0	249	A	Indiana St.	2 0	

Non-Div. I Games:

Marshall



[illegible]

**Non-Div. I Games:**

Boston College

Average RPI Win:		136	WON-LOST RECORD		WINNING PCT. RANK	25	LAST 10 GAMES		STRENGTH OF SCHEDULE		OPP. STRENGTH OF SCHEDULE	TEAM RPI	ADJ RPI	CONF. RPI	ADJ CONF. RPI						
Average RPI Loss:		34																			
DIV. I ONLY			8-2-1		.77273	25	7-2-1		121	53	44	.60114	42	9	9						
DIV. I NON-CONF.			8-1-1		.85	22	7-1-1		138	55	35	.61544	33	9	9						
TOTALS		RPI 1-25		RPI 26-50		W-L RECORDS		RPI 51-100		RPI 101-150		RPI 150+									
8-2-1		0-0-0		1-2-0		OVERALL		3-0-0		1-0-1		3-0-0									
6-0-0		0-0-0		1-0-0		HOME		2-0-0		1-0-0		2-0-0									
2-2-1		0-0-0		0-2-0		AWAY		1-0-0		0-0-1		1-0-0									
0-0-0		0-0-0		0-0-0		NEUTRAL		0-0-0		0-0-0		0-0-0									
8-1-1		0-0-0		1-1-0		NON-CONFERENCE		3-0-0		1-0-1		3-0-0									
6-0-0		0-0-0		1-0-0		HOME		2-0-0		1-0-0		2-0-0									
2-1-1		0-0-0		0-0-		AWAY		1-0-0		0-0-1		1-0-0									
0-0-0		0-0-0		0-0-0		NEUTRAL		0-0-0		0-0-0		0-0-0									
0-1-0		0-0-0		0-1-0		CONFERENCE		0-0-0		0-0-0		0-0-0									
0-0-0		0-0-0		0-0-0		HOME		0-0-0		0-0-0		0-0-0									
0-1-0		0-0-0		0-1-0		AWAY		0-0-0		0-0-0		0-0-0									
0-0-0		0-0-0		0-0-0		NEUTRAL		0-0-0		0-0-0		0-0-0									
RPI	S	Opponent		Score		RPI	S	Opponent		Score		RPI	S	Opponent		Score					
						33	A	Long Beach St.	0	1		74	A	Utah	3	1	130	H	FGCU	4	3
						35	A	Washington St.	1	2		75	H	Liberty	1	0	140	A	Gonzaga	1	1
						48	H	Loyola Marymount	2	0		92	H	George Washington	4	1	184	H	UNLV	1	0
																	192	H	San Diego	6	3
																	291	A	Idaho St.	4	2
LAST 10 GAMES																					
						33	A	Long Beach St.	0	1		184	H	UNLV	1	0					
						192	H	San Diego	6	3		130	H	FGCU	4	3					
						48	H	Loyola Marymount	2	0		74	A	Utah	3	1					
						35	A	Washington St.	1	2		291	A	Idaho St.	4	2					
						140	A	Gonzaga	1	1		92	H	George Washington	4	1					

Non-Div. I Games:

Cal St. Fullerton

Average RPI Win: 137		WON-LOST RECORD	WINNING PCT. RANK		LAST 10 GAMES	STRENGTH OF SCHEDULE	OPP. STRENGTH OF SCHEDULE	TEAM RPI	ADJ RPI		CONF. RPI	ADJ CONF. RPI					
Average RPI Loss: 39																	
DIV. I ONLY		8-4-1	.65385	75	3-0-1	51	30	42	.60044	43	6	6					
DIV. I NON-CONF.		6-4-0	.6	105	2-0-0	42	21	54	.59139	54	5	5					
<hr/>																	
TOTALS		RPI 1-25		RPI 26-50		W-L RECORDS		RPI 51-100		RPI 101-150		RPI 150+					
8-4-1		0-3-0		1-0-1		OVERALL		0-0-0		3-1-0		4-0-0					
5-0-1		0-0-0		1-0-1		HOME		0-0-0		2-0-0		2-0-0					
3-4-0		0-3-0		0-0-0		AWAY		0-0-0		1-1-0		2-0-0					
0-0-0		0-0-0		0-0-0		NEUTRAL		0-0-0		0-0-0		0-0-0					
6-4-0		0-3-0		1-0-0		NON-CONFERENCE		0-0-0		2-1-0		3-0-0					
4-0-0		0-0-0		1-0-0		HOME		0-0-0		2-0-0		1-0-0					
2-4-0		0-3-0		0-0-		AWAY		0-0-0		0-1-0		2-0-0					
0-0-0		0-0-0		0-0-0		NEUTRAL		0-0-0		0-0-0		0-0-0					
2-0-1		0-0-0		0-0-1		CONFERENCE		0-0-0		1-0-0		1-0-0					
1-0-1		0-0-0		0-0-1		HOME		0-0-0		0-0-0		1-0-0					
1-0-0		0-0-0		0-0-0		AWAY		0-0-0		1-0-0		0-0-0					
0-0-0		0-0-0		0-0-0		NEUTRAL		0-0-0		0-0-0		0-0-0					
RPI	S	Opponent		Score		RPI	S	Opponent		Score		RPI	S	Opponent		Score	
3	A	Stanford		1	2	32	H	Texas Tech		0	0	102	A	Oklahoma St.		2	0
12	A	Santa Clara		0	2	47	H	Tulsa		2	1	108	H	Arizona St.		2	0
15	A	South Carolina		1	2							111	H	Little Rock		4	0
												126	A	Furman		1	2
												160	A	Oral Roberts		2	1
												164	A	Illinois St.		1	0
												182	H	Iowa St.		3	0
												224	H	UTSA		8	1
<hr/>																	
LAST 10 GAMES																	
160	A	Oral Roberts		2	1	47	H	Tulsa		2	1						
164	A	Illinois St.		1	0	3	A	Stanford		1	2						
182	H	Iowa St.		3	0	12	A	Santa Clara		0	2						
32	H	Texas Tech		0	0	224	H	UTSA		8	1						
108	H	Arizona St.		2	0	111	H	Little Rock		4	0						

Non-Div. I Games:

Oklahoma

Average RPI Win: 138		WON-LOST RECORD		WINNING PCT. RANK		LAST 10 GAMES		STRENGTH OF SCHEDULE		OPP. STRENGTH OF SCHEDULE		TEAM RPI		ADJ RPI		CONF. RPI		ADJ CONF. RPI	
DIV. I ONLY		9-4-1		.67857 64		8-1-1		58		52		43		.59834 44		7		7	
DIV. I NON-CONF.		7-3-0		.7 60		6-0-0		77		67		50		.59354 52		7		7	
TOTALS		RPI 1-25		RPI 26-50		W-L RECORDS		RPI 51-100		RPI 101-150		RPI 150+							
9-4-1		1-2-0		0-1-0		OVERALL		2-1-1		2-0-0		4-0-0							
3-0-1		0-0-0		0-0-0		HOME		1-0-1		1-0-0		1-0-0							
5-4-0		1-2-0		0-1-0		AWAY		1-1-0		1-0-0		2-0-0							
1-0-0		0-0-0		0-0-0		NEUTRAL		0-0-0		0-0-0		1-0-0							
7-3-0		0-2-0		0-0-0		NON-CONFERENCE		2-1-0		1-0-0		4-0-0							
2-0-0		0-0-0		0-0-0		HOME		1-0-0		0-0-0		1-0-0							
4-3-0		0-2-0		0-0-		AWAY		1-1-0		1-0-0		2-0-0							
1-0-0		0-0-0		0-0-0		NEUTRAL		0-0-0		0-0-0		1-0-0							
2-1-1		1-0-0		0-1-0		CONFERENCE		0-0-1		1-0-0		0-0-0							
1-0-1		0-0-0		0-0-0		HOME		0-0-1		1-0-0		0-0-0							
1-1-0		1-0-0		0-1-0		AWAY		0-0-0		0-0-0		0-0-0							
0-0-0		0-0-0		0-0-0		NEUTRAL		0-0-0		0-0-0		0-0-0							
RPI S	Opponent		Score		RPI S	Opponent		Score		RPI S	Opponent		Score		RPI S	Opponent		Score	
4 A	Clemson		1	2	38 A	Northeastern		2	3	82 A	Appalachian St.		2	3	112 H	Drexel		3	2
18 A	Virginia		0	8						84 H	Campbell		2	0	123 A	Wake Forest		2	1
23 A	Hofstra		2	1						99 A	East Carolina		2	0	151 H	Richmond		4	0
										100 H	Delaware		2	2	158 A	Old Dominion		2	1
															209 A	George Mason		1	0
															284 N	UMBC		2	1
				LAST 10 GAMES															
					38 A	Northeastern		2	3	99 A	East Carolina		2	0					
					23 A	Hofstra		2	1	84 H	Campbell		2	0					
					100 H	Delaware		2	2	151 H	Richmond		4	0					
					112 H	Drexel		3	2	284 N	UMBC		2	1					
					123 A	Wake Forest		2	1	209 A	George Mason		1	0					

Non-Div. I Games:

UNCW

[illegible]

**Non-Div. I Games:**

Tennessee

Average RPI Win:		126	WON-LOST RECORD		WINNING PCT. RANK		LAST 10 GAMES		STRENGTH OF SCHEDULE		OPP. STRENGTH OF SCHEDULE		TEAM RPI		ADJ RPI		CONF. RPI		ADJ CONF. RPI					
DIV. I ONLY			8-2-4		.71429		43		6-1-3		77		71		47		.59702		46		5		5	
DIV. I NON-CONF.			5-2-3		.65		86		3-1-2		84		110		59		.57548		58		6		6	
TOTALS		RPI 1-25		RPI 26-50				W-L RECORDS				RPI 51-100				RPI 101-150				RPI 150+				
8-2-4		1-0-0		0-0-1				OVERALL				3-1-0				0-1-2				4-0-1				
4-1-2		1-0-0		0-0-1				HOME				3-1-0				0-0-1				0-0-0				
4-1-2		0-0-0		0-0-0				AWAY				0-0-0				0-1-1				4-0-1				
0-0-0		0-0-0		0-0-0				NEUTRAL				0-0-0				0-0-0				0-0-0				
5-2-3		0-0-0		0-0-1				NON-CONFERENCE				2-1-0				0-1-1				3-0-1				
2-1-2		0-0-0		0-0-1				HOME				2-1-0				0-0-1				0-0-0				
3-1-1		0-0-0		0-0-				AWAY				0-0-0				0-1-0				3-0-1				
0-0-0		0-0-0		0-0-0				NEUTRAL				0-0-0				0-0-0				0-0-0				
3-0-1		1-0-0		0-0-0				CONFERENCE				1-0-0				0-0-1				1-0-0				
2-0-0		1-0-0		0-0-0				HOME				1-0-0				0-0-0				0-0-0				
1-0-1		0-0-0		0-0-0				AWAY				0-0-0				0-0-1				1-0-0				
0-0-0		0-0-0		0-0-0				NEUTRAL				0-0-0				0-0-0				0-0-0				
RPI	S	Opponent		Score		RPI	S	Opponent		Score		RPI	S	Opponent		Score		RPI	S	Opponent		Score		
9	H	South Fla.		1 0		33	H	Long Beach St.		2 2		54	H	UCF		2 0		105	H	Lipscomb		0 0		
												59	H	DePaul		1 2		107	A	Colorado		0 1		
												65	H	Vanderbilt		1 0		131	A	SMU		2 2		
												93	H	Providence		1 0		153	A	Colorado Col.		2 1		
																		177	A	Duquesne		3 2		
																		194	A	Houston		1 0		
																		220	A	Xavier		0 0		
																		265	A	Saint Francis (PA)		2 0		
						LAST 10 GAMES																		
						54	H	UCF		2 0		33	H	Long Beach St.		2 2								
						9	H	South Fla.		1 0		177	A	Duquesne		3 2								
						194	A	Houston		1 0		265	A	Saint Francis (PA)		2 0								
						131	A	SMU		2 2		153	A	Colorado Col.		2 1								
						220	A	Xavier		0 0		107	A	Colorado		0 1								

Non-Div. I Games:

Cincinnati

Average RPI Win: 200		WON-LOST RECORD		WINNING PCT. RANK		LAST 10 GAMES		STRENGTH OF SCHEDULE		OPP. STRENGTH OF SCHEDULE		TEAM RPI		ADJ RPI		CONF. RPI		ADJ CONF. RPI	
DIV. I ONLY		10-1-1		.875 6		8-1-1		167		149		46		.59547 47		5		5	
DIV. I NON-CONF.		8-1-0		.88889 9		6-1-0		163		194		45		.59519 49		6		6	
TOTALS		RPI 1-25		RPI 26-50		W-L RECORDS		RPI 51-100		RPI 101-150		RPI 150+							
10-1-1		0-0-0		0-1-0		OVERALL		0-0-1		2-0-0		8-0-0							
8-0-1		0-0-0		0-0-0		HOME		0-0-1		1-0-0		7-0-0							
2-1-0		0-0-0		0-1-0		AWAY		0-0-0		1-0-0		1-0-0							
0-0-0		0-0-0		0-0-0		NEUTRAL		0-0-0		0-0-0		0-0-0							
8-1-0		0-0-0		0-1-0		NON-CONFERENCE		0-0-0		1-0-0		7-0-0							
6-0-0		0-0-0		0-0-0		HOME		0-0-0		0-0-0		6-0-0							
2-1-0		0-0-0		0-0-		AWAY		0-0-0		1-0-0		1-0-0							
0-0-0		0-0-0		0-0-0		NEUTRAL		0-0-0		0-0-0		0-0-0							
2-0-1		0-0-0		0-0-0		CONFERENCE		0-0-1		1-0-0		1-0-0							
2-0-1		0-0-0		0-0-0		HOME		0-0-1		1-0-0		1-0-0							
0-0-0		0-0-0		0-0-0		AWAY		0-0-0		0-0-0		0-0-0							
0-0-0		0-0-0		0-0-0		NEUTRAL		0-0-0		0-0-0		0-0-0							
RPI	S	Opponent		Score		RPI	S	Opponent		Score		RPI	S	Opponent		Score			
				43	A	Oklahoma	1	2	69	H	Memphis	0	0	131	H	SMU	2	1	
														144	A	Missouri St.	3	0	
														160	A	Oral Roberts	2	1	
														193	H	Mercer	2	0	
														194	H	Houston	1	0	
														200	H	Central Ark.	2	0	
														210	H	McNeese St.	3	0	
														242	H	SIUE	2	0	
														249	H	Indiana St.	1	0	
														277	H	Incarnate Word	4	0	
LAST 10 GAMES																			
				194	H	Houston	1	0	277	H	Incarnate Word	4	0						
				131	H	SMU	2	1	249	H	Indiana St.	1	0						
				69	H	Memphis	0	0	200	H	Central Ark.	2	0						
				160	A	Oral Roberts	2	1	144	A	Missouri St.	3	0						
				43	A	Oklahoma	1	2	210	H	McNeese St.	3	0						

Non-Div. I Games: Mo. Southern St. 3 1

Tulsa

Average RPI Win:		165	WON-LOST		WINNING		LAST 10		STRENGTH OF		OPP. STRENGTH		TEAM	ADJ		CONF.		ADJ CONF.						
Average RPI Loss:		16	RECORD		PCT. RANK		GAMES		SCHEDULE		OF SCHEDULE		RPI	RPI		RPI		RPI						
DIV. I ONLY			8-3-1		.70833		44		8-1-1		100		42		49		.59336		48		8		8	
DIV. I NON-CONF.			6-3-1		.65		86		6-1-1		60		25		46		.59752		44		8		8	
TOTALS		RPI 1-25		RPI 26-50		W-L RECORDS		RPI 51-100		RPI 101-150		RPI 150+												
8-3-1		0-2-0		1-1-0		OVERALL		0-0-1		2-0-0		5-0-0												
7-0-0		0-0-0		1-0-0		HOME		0-0-0		2-0-0		4-0-0												
1-2-1		0-1-0		0-1-0		AWAY		0-0-1		0-0-0		1-0-0												
0-1-0		0-1-0		0-0-0		NEUTRAL		0-0-0		0-0-0		0-0-0												
6-3-1		0-2-0		1-1-0		NON-CONFERENCE		0-0-1		1-0-0		4-0-0												
5-0-0		0-0-0		1-0-0		HOME		0-0-0		1-0-0		3-0-0												
1-2-1		0-1-0		0-0-		AWAY		0-0-1		0-0-0		1-0-0												
0-1-0		0-1-0		0-0-0		NEUTRAL		0-0-0		0-0-0		0-0-0												
2-0-0		0-0-0		0-0-0		CONFERENCE		0-0-0		1-0-0		1-0-0												
2-0-0		0-0-0		0-0-0		HOME		0-0-0		1-0-0		1-0-0												
0-0-0		0-0-0		0-0-0		AWAY		0-0-0		0-0-0		0-0-0												
0-0-0		0-0-0		0-0-0		NEUTRAL		0-0-0		0-0-0		0-0-0												
RPI	S	Opponent		Score		RPI	S	Opponent		Score		RPI	S	Opponent		Score								
1	A	Penn St.		2	4	33	H	Long Beach St.		1	0	74	A	Utah		2	2							
6	N	Rutgers		0	2	42	A	Cal St. Fullerton		0	2			103 H UC Riverside		1	0							
														132 H St. Mary's (CA)		2	1							
														159 A Weber St.		3	2							
														204 H Toledo		1	0							
														206 H Bucknell		3	0							
														235 H Detroit		5	1							
														248 H Pacific		2	0							
LAST 10 GAMES																								
						248	H	Pacific		2	0	103	H	UC Riverside		1	0							
						132	H	St. Mary's (CA)		2	1	33	H	Long Beach St.		1	0							
						42	A	Cal St. Fullerton		0	2	204	H	Toledo		1	0							
						74	A	Utah		2	2	235	H	Detroit		5	1							
						159	A	Weber St.		3	2	206	H	Bucknell		3	0							

Non-Div. I Games:

Loyola Marymount



Average RPI Win: 191		WON-LOST	WINNING	LAST 10	STRENGTH OF		OPP. STRENGTH	TEAM	ADJ	CONF.	ADJ CONF.
Average RPI Loss: 51		RECORD	PCT. RANK	GAMES	SCHEDULE		OF SCHEDULE	RPI	RPI	RPI	RPI
DIV. I ONLY		10-2-1	.80769	18	7-2-1		139	121	48	.59313	49
DIV. I NON-CONF.		8-2-0	.8	34	5-2-0		183	129	58	.57516	59
TOTALS		RPI 1-25	RPI 26-50		W-L RECORDS		RPI 51-100		RPI 101-150		RPI 150+
10-2-1	0-0-0	0-1-1		OVERALL		1-1-0		1-0-0		8-0-0	
5-1-0	0-0-0	0-0-0		HOME		0-1-0		1-0-0		4-0-0	
4-1-1	0-0-0	0-1-1		AWAY		1-0-0		0-0-0		3-0-0	
1-0-0	0-0-0	0-0-0		NEUTRAL		0-0-0		0-0-0		1-0-0	
8-2-0	0-0-0	0-1-0		NON-CONFERENCE		1-1-0		0-0-0		7-0-0	
3-1-0	0-0-0	0-0-0		HOME		0-1-0		0-0-0		3-0-0	
4-1-0	0-0-0	0-0-		AWAY		1-0-0		0-0-0		3-0-0	
1-0-0	0-0-0	0-0-0		NEUTRAL		0-0-0		0-0-0		1-0-0	
2-0-1	0-0-0	0-0-1		CONFERENCE		0-0-0		1-0-0		1-0-0	
2-0-0	0-0-0	0-0-0		HOME		0-0-0		1-0-0		1-0-0	
0-0-1	0-0-0	0-0-1		AWAY		0-0-0		0-0-0		0-0-0	
0-0-0	0-0-0	0-0-0		NEUTRAL		0-0-0		0-0-0		0-0-0	
RPI S	Opponent	Score	RPI S	Opponent	Score	RPI S	Opponent	Score	RPI S	Opponent	Score
34 A	Texas A&M	1 2	67 H	Kansas	1 2	145 H	FIU	1 0	160 H	Oral Roberts	1 0
40 A	Marshall	0 0	80 A	TCU	1 0	161 H	Fla. Atlantic	2 1	184 A	UNLV	1 0
						194 H	Houston	3 0	201 A	Abilene Christian	3 0
						244 N	Southern Utah	2 1	266 H	Lamar	6 0
						277 A	Incarnate Word	2 0			
LAST 10 GAMES											
145 H	FIU	1 0	80 A	TCU	1 0	266 H	Lamar	6 0	194 H	Houston	3 0
161 H	Fla. Atlantic	2 1	201 A	Abilene Christian	3 0	67 H	Kansas	1 2			
40 A	Marshall	0 0									
34 A	Texas A&M	1 2									
160 H	Oral Roberts	1 0									

Non-Div. I Games:

North Texas

[illegible]

**Non-Div. I Games:**

James Madison

[illegible]

**Non-Div. I Games:**

Georgetown

Average RPI Win:	100	WON-LOST	WINNING	LAST 10	STRENGTH OF	OPP. STRENGTH	TEAM	ADJ	CONF.	ADJ CONF.	
Average RPI Loss:	84	RECORD	PCT. RANK	GAMES	SCHEDULE	OF SCHEDULE	RPI	RPI	RPI	RPI	
DIV. I ONLY	6-4-3	.57692	124	4-3-3	27	57	51	.58965	52	1	1
DIV. I NON-CONF.	3-3-2	.5	156	1-2-2	57	167	95	.5438	94	1	1
<hr/>											
TOTALS	RPI 1-25	RPI 26-50		W-L RECORDS		RPI 51-100		RPI 101-150		RPI 150+	
6-4-3	0-1-0	1-0-2		OVERALL		2-2-0		1-0-0		2-1-1	
6-1-0	0-0-0	1-0-0		HOME		2-0-0		1-0-0		2-1-0	
0-3-3	0-1-0	0-0-2		AWAY		0-2-0		0-0-0		0-0-1	
0-0-0	0-0-0	0-0-0		NEUTRAL		0-0-0		0-0-0		0-0-0	
3-3-2	0-0-0	0-0-1		NON-CONFERENCE		0-2-0		1-0-0		2-1-1	
3-1-0	0-0-0	0-0-0		HOME		0-0-0		1-0-0		2-1-0	
0-2-2	0-0-0	0-1-		AWAY		0-2-0		0-0-0		0-0-1	
0-0-0	0-0-0	0-0-0		NEUTRAL		0-0-0		0-0-0		0-0-0	
3-1-1	0-1-0	1-0-1		CONFERENCE		2-0-0		0-0-0		0-0-0	
3-0-0	0-0-0	1-0-0		HOME		2-0-0		0-0-0		0-0-0	
0-1-1	0-1-0	0-0-1		AWAY		0-0-0		0-0-0		0-0-0	
0-0-0	0-0-0	0-0-0		NEUTRAL		0-0-0		0-0-0		0-0-0	
RPI	S	Opponent	Score	RPI	S	Opponent	Score	RPI	S	Opponent	Score
1	A	Penn St.	0 4	26	H	Minnesota	1 0	55	H	Indiana	3 0
				27	A	Kentucky	0 0	63	H	Purdue	1 0
				37	A	Ohio St.	0 0	71	A	UCLA	1 2
								98	A	Pepperdine	0 2

Non-Div. I Games:

Wisconsin

Average RPI Win: 89		WON-LOST RECORD		WINNING PCT. RANK		LAST 10 GAMES		STRENGTH OF SCHEDULE		OPP. STRENGTH OF SCHEDULE		TEAM RPI		ADJ RPI		CONF. RPI		ADJ CONF. RPI	
DIV. I ONLY		7-3-3		.65385 75		5-3-2		91		19		54		.58922 53		3		3	
DIV. I NON-CONF.		6-0-2		.875 13		4-0-1		82		42		18		.6449 18		3		3	
TOTALS		RPI 1-25		RPI 26-50		W-L RECORDS		RPI 51-100		RPI 101-150		RPI 150+							
7-3-3		1-1-0		1-1-0		OVERALL		3-0-2		1-1-0		1-0-1							
6-0-3		1-0-0		1-0-0		HOME		3-0-2		1-0-0		0-0-1							
1-3-0		0-1-0		0-1-0		AWAY		0-0-0		0-1-0		1-0-0							
0-0-0		0-0-0		0-0-0		NEUTRAL		0-0-0		0-0-0		0-0-0							
6-0-2		1-0-0		1-0-0		NON-CONFERENCE		3-0-1		0-0-0		1-0-1							
5-0-2		1-0-0		1-0-0		HOME		3-0-1		0-0-0		0-0-1							
1-0-0		0-0-0		0-0-		AWAY		0-0-0		0-0-0		1-0-0							
0-0-0		0-0-0		0-0-0		NEUTRAL		0-0-0		0-0-0		0-0-0							
1-3-1		0-1-0		0-1-0		CONFERENCE		0-0-1		1-1-0		0-0-0							
1-0-1		0-0-0		0-0-0		HOME		0-0-1		1-0-0		0-0-0							
0-3-0		0-1-0		0-1-0		AWAY		0-0-0		0-1-0		0-0-0							
0-0-0		0-0-0		0-0-0		NEUTRAL		0-0-0		0-0-0		0-0-0							
RPI	S	Opponent		Score		RPI	S	Opponent		Score		RPI	S	Opponent		Score			
5	A	Auburn		2 3		26	H	Minnesota		1 0		113	A	Alabama		2 3			
20	H	Duke		1 0		39	A	Ole Miss		0 2		65	H	Vanderbilt		0 0			
												79	H	Western Ky.		4 1			
												81	H	Ball St.		1 1			
												95	H	Marquette		5 1			
LAST 10 GAMES																			
65	H	Vanderbilt		0 0		20	H	Duke		1 0									
39	A	Ole Miss		0 2		113	A	Alabama		2 3									
5	A	Auburn		2 3		55	H	Indiana		4 0									
95	H	Marquette		5 1		81	H	Ball St.		1 1									
116	H	Georgia		4 3		26	H	Minnesota		1 0									

Non-Div. I Games:

LSU

U  
C  
F

UCF				Through Games Of Sunday, October 4, 2015													
Average RPI Win: 132		WON-LOST	WINNING	LAST 10	STRENGTH OF		OPP. STRENGTH		TEAM	ADJ		CONF.	ADJ CONF.				
Average RPI Loss: 36		RECORD	PCT. RANK	GAMES	SCHEDULE		OF SCHEDULE		RPI	RPI		RPI	RPI				
DIV. I ONLY		6-5-1	.54167	140	5-4-1		26		26	53	.58794	54	5	5			
DIV. I NON-CONF.		5-2-1	.6875	68	4-1-1		53		11	36	.61249	36	6	6			
TOTALS		RPI 1-25		RPI 26-50		W-L RECORDS		RPI 51-100		RPI 101-150		RPI 150+					
6-5-1		0-3-0		0-1-1		OVERALL		2-1-0		2-0-0		2-0-0					
4-2-0		0-2-0		0-0-0		HOME		2-0-0		1-0-0		1-0-0					
2-3-1		0-1-0		0-1-1		AWAY		0-1-0		1-0-0		1-0-0					
0-0-0		0-0-0		0-0-0		NEUTRAL		0-0-0		0-0-0		0-0-0					
5-2-1		0-2-0		0-0-1		NON-CONFERENCE		1-0-0		2-0-0		2-0-0					
3-1-0		0-1-0		0-0-0		HOME		1-0-0		1-0-0		1-0-0					
2-1-1		0-1-0		0-1-		AWAY		0-0-0		1-0-0		1-0-0					
0-0-0		0-0-0		0-0-0		NEUTRAL		0-0-0		0-0-0		0-0-0					
1-3-0		0-1-0		0-1-0		CONFERENCE		1-1-0		0-0-0		0-0-0					
1-1-0		0-1-0		0-0-0		HOME		1-0-0		0-0-0		0-0-0					
0-2-0		0-0-0		0-1-0		AWAY		0-1-0		0-0-0		0-0-0					
0-0-0		0-0-0		0-0-0		NEUTRAL		0-0-0		0-0-0		0-0-0					
RPI	S	Opponent		Score		RPI	S	Opponent		Score		RPI	S	Opponent		Score	
2	A	Florida St.		0	4	39	A	Ole Miss		2	2	51	H	Georgetown		3	1
16	H	UConn		2	3	46	A	Cincinnati		0	2	88	H	Temple		1	0
17	H	Florida		0	2							99	A	East Carolina		0	1
														228 H Jacksonville		3	0
						LAST 10 GAMES											
						46	A	Cincinnati		0	2	2	A	Florida St.		0	4
						99	A	East Carolina		0	1	102	H	Oklahoma St.		2	1
						16	H	UConn		2	3	39	A	Ole Miss		2	2
						88	H	Temple		1	0	179	A	Miami (FL)		4	3
						51	H	Georgetown		3	1	145	A	FIU		1	0

U  
C  
F

Non-Div. I Games:

UCF

Average RPI Win:		83	WON-LOST RECORD		WINNING PCT. RANK		LAST 10 GAMES		STRENGTH OF SCHEDULE		OPP. STRENGTH OF SCHEDULE		TEAM RPI		ADJ RPI		CONF. RPI		ADJ CONF. RPI				
Average RPI Loss:		32																					
DIV. I ONLY			3-5-5		.42308 202		2-4-4		5		65		55		.58502 55		1		1				
DIV. I NON-CONF.			3-3-2		.5 156		2-2-1		4		77		43		.60102 42		1		1				
TOTALS		RPI 1-25		RPI 26-50		W-L RECORDS		RPI 51-100		RPI 101-150		RPI 150+											
3-5-5		0-2-1		1-1-1		OVERALL		1-2-1		1-0-1		0-0-1											
0-1-5		0-1-1		0-0-1		HOME		0-0-1		0-0-1		0-0-1											
0-4-0		0-1-0		0-1-0		AWAY		0-2-0		0-0-0		0-0-0											
3-0-0		0-0-0		1-0-0		NEUTRAL		1-0-0		1-0-0		0-0-0											
3-3-2		0-2-0		1-0-0		NON-CONFERENCE		1-1-1		1-0-0		0-0-1											
0-1-2		0-1-0		0-0-0		HOME		0-0-1		0-0-0		0-0-1											
0-2-0		0-1-0		0-0-		AWAY		0-1-0		0-0-0		0-0-0											
3-0-0		0-0-0		1-0-0		NEUTRAL		1-0-0		1-0-0		0-0-0											
0-2-3		0-0-1		0-1-1		CONFERENCE		0-1-0		0-0-1		0-0-0											
0-0-3		0-0-1		0-0-1		HOME		0-0-0		0-0-1		0-0-0											
0-2-0		0-0-0		0-1-0		AWAY		0-1-0		0-0-0		0-0-0											
0-0-0		0-0-0		0-0-0		NEUTRAL		0-0-0		0-0-0		0-0-0											
RPI	S	Opponent		Score		RPI	S	Opponent		Score		RPI	S	Opponent		Score							
8	H	Virginia Tech		1	2	26	A	Minnesota		1	3	52	A	Wisconsin		0	3	129	N	Baylor	1	0	
19	A	Notre Dame		0	2	30	H	Illinois		0	0	53	A	LSU		0	4	147	H	Iowa	0	0	
24	H	Northwestern		1	1	31	N	Missouri		1	0	81	H	Ball St.		1	1	242	H	SIUE	0	0	

Non-Div. I Games:

Indiana





Average RPI Win: 160		WON-LOST	WINNING		LAST 10	STRENGTH OF		OPP. STRENGTH	TEAM	ADJ	CONF.	ADJ CONF.		
Average RPI Loss: 94		RECORD	PCT. RANK		GAMES	SCHEDULE		OF SCHEDULE	RPI	RPI	RPI	RPI		
DIV. I ONLY		7-3-0	.7	52	7-3-0	88		128	57	.5805	57	11	11	
DIV. I NON-CONF.		5-3-0	.625	92	5-3-0	115		115	76	.55488	76	11	11	
TOTALS		RPI 1-25	RPI 26-50		W-L RECORDS		RPI 51-100		RPI 101-150		RPI 150+			
7-3-0		0-1-0	0-0-0		OVERALL		3-1-0		1-0-0		3-1-0			
4-3-0		0-1-0	0-0-0		HOME		1-1-0		1-0-0		2-1-0			
3-0-0		0-0-0	0-0-0		AWAY		2-0-0		0-0-0		1-0-0			
0-0-0		0-0-0	0-0-0		NEUTRAL		0-0-0		0-0-0		0-0-0			
5-3-0		0-1-0	0-0-0		NON-CONFERENCE		2-1-0		1-0-0		2-1-0			
3-3-0		0-1-0	0-0-0		HOME		1-1-0		1-0-0		1-1-0			
2-0-0		0-0-0	0-0-		AWAY		1-0-0		0-0-0		1-0-0			
0-0-0		0-0-0	0-0-0		NEUTRAL		0-0-0		0-0-0		0-0-0			
2-0-0		0-0-0	0-0-0		CONFERENCE		1-0-0		0-0-0		1-0-0			
1-0-0		0-0-0	0-0-0		HOME		0-0-0		0-0-0		1-0-0			
1-0-0		0-0-0	0-0-0		AWAY		1-0-0		0-0-0		0-0-0			
0-0-0		0-0-0	0-0-0		NEUTRAL		0-0-0		0-0-0		0-0-0			
RPI	S	Opponent	Score		RPI	S	Opponent	Score		RPI	S	Opponent	Score	
6	H	Rutgers	0 3							121	H	La Salle	4 1	
							56 H William & Mary	2 1		177	H	Duquesne	2 3	
							72 A Dartmouth	3 2		227	H	Yale	3 0	
							91 A Fordham	2 1		246	A	Villanova	3 1	
							100 H Delaware	0 1		304	H	Howard	6 0	
LAST 10 GAMES														
							72 A Dartmouth	3 2						
							227 H Yale	3 0						
							56 H William & Mary	2 1						
							121 H La Salle	4 1						
							246 A Villanova	3 1						
							100 H Delaware	0 1						
							177 H Duquesne	2 3						
							6 H Rutgers	0 3						
							91 A Fordham	2 1						
							304 H Howard	6 0						

Non-Div. I Games:

Princeton

T  
e  
x  
a  
s

Texas					Through Games Of Sunday, October 4, 2015										
Average RPI Win: 130		WON-LOST RECORD	WINNING PCT. RANK	LAST 10 GAMES		STRENGTH OF SCHEDULE	OPP. STRENGTH OF SCHEDULE	TEAM RPI	ADJ		CONF. RPI	ADJ CONF. RPI			
Average RPI Loss: 57									RPI	RPI					
DIV. I ONLY		4-3-4	.54545	134	3-3-4	32	62	59	.58043	58	6	6			
DIV. I NON-CONF.		3-2-3	.5625	126	2-2-3	44	70	61	.57385	60	5	5			
<hr/>															
TOTALS		RPI 1-25		RPI 26-50		W-L RECORDS		RPI 51-100		RPI 101-150		RPI 150+			
4-3-4		0-2-0		0-0-1		OVERALL		2-0-1		0-1-2		2-0-0			
1-1-3		0-1-0		0-0-1		HOME		0-0-1		0-0-1		1-0-0			
2-2-1		0-1-0		0-0-0		AWAY		2-0-0		0-1-1		0-0-0			
1-0-0		0-0-0		0-0-0		NEUTRAL		0-0-0		0-0-0		1-0-0			
<hr/>															
3-2-3		0-1-0		0-0-1		NON-CONFERENCE		1-0-1		0-1-1		2-0-0			
1-1-3		0-1-0		0-0-1		HOME		0-0-1		0-0-1		1-0-0			
1-1-0		0-0-0		0-0-		AWAY		1-0-0		0-1-0		0-0-0			
1-0-0		0-0-0		0-0-0		NEUTRAL		0-0-0		0-0-0		1-0-0			
<hr/>															
1-1-1		0-1-0		0-0-0		CONFERENCE		1-0-0		0-0-1		0-0-0			
0-0-0		0-0-0		0-0-0		HOME		0-0-0		0-0-0		0-0-0			
1-1-1		0-1-0		0-0-0		AWAY		1-0-0		0-0-1		0-0-0			
0-0-0		0-0-0		0-0-0		NEUTRAL		0-0-0		0-0-0		0-0-0			
<hr/>															
RPI S	Opponent	Score		RPI S	Opponent	Score		RPI S	Opponent	Score		RPI S	Opponent	Score	
10 H	North Carolina	0	2	37 H	Ohio St.	0	0	66 H	Oregon St.	1	1	102 A	Oklahoma St.	0	0
13 A	West Virginia	0	2					67 A	Kansas	2	1	111 H	Little Rock	0	0
								71 A	UCLA	2	1	149 A	UC Santa Barbara	0	2
												179 N	Miami (FL)	1	0
												201 H	Abilene Christian	2	1
<hr/>															
				LAST 10 GAMES											
				102 A	Oklahoma St.	0	0	66 H	Oregon St.	1	1				
				67 A	Kansas	2	1	71 A	UCLA	2	1				
				13 A	West Virginia	0	2	149 A	UC Santa Barbara	0	2				
				111 H	Little Rock	0	0	37 H	Ohio St.	0	0				
				201 H	Abilene Christian	2	1	10 H	North Carolina	0	2				

T  
e  
x  
a  
s

Non-Div. I Games:

Texas



Average RPI Win: 167		WON-LOST	WINNING	LAST 10	STRENGTH OF		OPP. STRENGTH	TEAM	ADJ		CONF.	ADJ CONF.			
Average RPI Loss: 25		RECORD	PCT. RANK	GAMES	SCHEDULE		OF SCHEDULE	RPI	RPI		RPI	RPI			
DIV. I ONLY		6-2-3	.68182	60	6-1-3		79	152	60	.57921	60	28	28		
DIV. I NON-CONF.		5-2-1	.6875	68	5-1-1		26	88	37	.61247	37	27	27		
TOTALS		RPI 1-25	RPI 26-50		W-L RECORDS		RPI 51-100		RPI 101-150		RPI 150+				
6-2-3	0-1-0	0-1-0		OVERALL		2-0-0		1-0-0		3-0-3					
2-1-0	0-0-0	0-1-0		HOME		1-0-0		0-0-0		1-0-0					
2-1-3	0-1-0	0-0-0		AWAY		0-0-0		1-0-0		1-0-3					
2-0-0	0-0-0	0-0-0		NEUTRAL		1-0-0		0-0-0		1-0-0					
5-2-1	0-1-0	0-1-0		NON-CONFERENCE		2-0-0		1-0-0		2-0-1					
2-1-0	0-0-0	0-1-0		HOME		1-0-0		0-0-0		1-0-0					
1-1-1	0-1-0	0-0-		AWAY		0-0-0		1-0-0		0-0-1					
2-0-0	0-0-0	0-0-0		NEUTRAL		1-0-0		0-0-0		1-0-0					
1-0-2	0-0-0	0-0-0		CONFERENCE		0-0-0		0-0-0		1-0-2					
0-0-0	0-0-0	0-0-0		HOME		0-0-0		0-0-0		0-0-0					
1-0-2	0-0-0	0-0-0		AWAY		0-0-0		0-0-0		1-0-2					
0-0-0	0-0-0	0-0-0		NEUTRAL		0-0-0		0-0-0		0-0-0					
RPI S	Opponent	Score		RPI S	Opponent	Score		RPI S	Opponent	Score		RPI S	Opponent	Score	
14 A	Washington	0	3	35 H	Washington St.	1	3	63 N	Purdue	2	0	140 A	Gonzaga	1	0
								65 H	Vanderbilt	3	1	166 A	Idaho	0	0
												173 A	Utah Valley	1	1
												174 N	Creighton	3	2
												185 A	UMKC	0	0
												232 H	Oregon	1	0
												327 A	Chicago St.	5	0
				LAST 10 GAMES											
				185 A	UMKC	0	0	63 N	Purdue	2	0				
				327 A	Chicago St.	5	0	140 A	Gonzaga	1	0				
				173 A	Utah Valley	1	1	65 H	Vanderbilt	3	1				
				166 A	Idaho	0	0	14 A	Washington	0	3				
				174 N	Creighton	3	2	232 H	Oregon	1	0				

Non-Div. I Games:

Seattle

Average RPI Win:	156	WON-LOST	WINNING	LAST 10	STRENGTH OF	OPP. STRENGTH	TEAM	ADJ	CONF.	ADJ CONF.			
Average RPI Loss:	80	RECORD	PCT. RANK	GAMES	SCHEDULE	OF SCHEDULE	RPI	RPI	RPI	RPI			
DIV. I ONLY	7-4-0	.63636	85	6-4-0	71	102	61	.57771	61	16	16		
DIV. I NON-CONF.	4-3-0	.57143	116	3-3-0	12	51	41	.60236	41	15	15		
<hr/>													
TOTALS	RPI 1-25	RPI 26-50		W-L RECORDS		RPI 51-100		RPI 101-150		RPI 150+			
7-4-0	0-2-0	1-0-0		OVERALL		0-1-0		2-0-0		4-1-0			
5-0-0	0-0-0	0-0-0		HOME		0-0-0		1-0-0		4-0-0			
2-3-0	0-1-0	1-0-0		AWAY		0-1-0		1-0-0		0-1-0			
0-1-0	0-1-0	0-0-0		NEUTRAL		0-0-0		0-0-0		0-0-0			
<hr/>													
4-3-0	0-2-0	1-0-0		NON-CONFERENCE		0-1-0		1-0-0		2-0-0			
3-0-0	0-0-0	0-0-0		HOME		0-0-0		1-0-0		2-0-0			
1-2-0	0-1-0	1-0-		AWAY		0-1-0		0-0-0		0-0-0			
0-1-0	0-1-0	0-0-0		NEUTRAL		0-0-0		0-0-0		0-0-0			
<hr/>													
3-1-0	0-0-0	0-0-0		CONFERENCE		0-0-0		1-0-0		2-1-0			
2-0-0	0-0-0	0-0-0		HOME		0-0-0		0-0-0		2-0-0			
1-1-0	0-0-0	0-0-0		AWAY		0-0-0		1-0-0		0-1-0			
0-0-0	0-0-0	0-0-0		NEUTRAL		0-0-0		0-0-0		0-0-0			
<hr/>													
RPI S	Opponent	Score		RPI S	Opponent	Score		RPI S	Opponent	Score			
11 N	Arizona	0	1	27 A	Kentucky	2	0	87 A	UC Davis	0	1		
21 A	California	0	2										
<hr/>													
				LAST 10 GAMES									
				259 H Nevada				4	0	192 H San Diego		4	3
				184 H UNLV				3	0	130 H FGCU		1	0
				127 A Utah St.				2	0	11 N Arizona		0	1
				199 A Boise St.				1	2	21 A California		0	2
				87 A UC Davis				0	1	27 A Kentucky		2	0

**Non-Div. I Games:**

San Diego St.

Average RPI Win:	198	WON-LOST RECORD	WINNING PCT. RANK	LAST 10 GAMES	STRENGTH OF SCHEDULE	OPP. STRENGTH OF SCHEDULE	TEAM RPI	ADJ RPI	CONF. RPI	ADJ CONF. RPI	
Average RPI Loss:	36										
DIV. I ONLY		5-3-5	.57692 124	5-2-3	55	64	63	.57531 62	9	9	
DIV. I NON-CONF.		4-2-5	.59091 112	4-1-3	30	36	53	.59282 53	9	9	
<hr/>											
TOTALS	RPI 1-25	RPI 26-50		W-L RECORDS	RPI 51-100		RPI 101-150		RPI 150+		
5-3-5	0-2-2	0-0-0		OVERALL	0-1-2		1-0-1		4-0-0		
2-1-2	0-1-2	0-0-0		HOME	0-0-0		1-0-0		1-0-0		
2-2-3	0-1-0	0-0-0		AWAY	0-1-2		0-0-1		2-0-0		
1-0-0	0-0-0	0-0-0		NEUTRAL	0-0-0		0-0-0		1-0-0		
<hr/>											
4-2-5	0-2-2	0-0-0		NON-CONFERENCE	0-0-2		1-0-1		3-0-0		
2-1-2	0-1-2	0-0-0		HOME	0-0-0		1-0-0		1-0-0		
1-1-3	0-1-0	0-0-		AWAY	0-0-2		0-0-1		1-0-0		
1-0-0	0-0-0	0-0-0		NEUTRAL	0-0-0		0-0-0		1-0-0		
<hr/>											
1-1-0	0-0-0	0-0-0		CONFERENCE	0-1-0		0-0-0		1-0-0		
0-0-0	0-0-0	0-0-0		HOME	0-0-0		0-0-0		0-0-0		
1-1-0	0-0-0	0-0-0		AWAY	0-1-0		0-0-0		1-0-0		
0-0-0	0-0-0	0-0-0		NEUTRAL	0-0-0		0-0-0		0-0-0		
<hr/>											
RPI S	Opponent	Score	RPI S	Opponent	Score	RPI S	Opponent	Score	RPI S	Opponent	Score
3 H	Stanford	0 1				76 A	San Francisco	0 0	132 A	St. Mary's (CA)	1 1
7 H	BYU	1 1				87 A	UC Davis	0 1	139 H	Dayton	4 1
18 A	Virginia	0 2				98 A	Pepperdine	1 1	151 N	Richmond	2 1
21 H	California	0 0							169 H	San Jose St.	2 1
									258 A	Fresno St.	4 0
									273 A	Hawaii	7 2
<hr/>											
			LAST 10 GAMES								
			273 A	Hawaii	7 2	139 H	Dayton	4 1			
			87 A	UC Davis	0 1	169 H	San Jose St.	2 1			
			98 A	Pepperdine	1 1	258 A	Fresno St.	4 0			
			7 H	BYU	1 1	3 H	Stanford	0 1			
			21 H	California	0 0	151 N	Richmond	2 1			

Non-Div. I Games:

Cal Poly

Average RPI Win: 155		WON-LOST	WINNING	LAST 10	STRENGTH OF	OPP. STRENGTH	TEAM	ADJ	CONF.	ADJ CONF.							
Average RPI Loss: 39		RECORD	PCT. RANK	GAMES	SCHEDULE	OF SCHEDULE	RPI	RPI	RPI	RPI							
DIV. I ONLY		7-5-0	.58333	121	5-5-0	64	46	62	.57403	63	1	1					
DIV. I NON-CONF.		5-2-0	.71429	56	3-2-0	171	106	74	.55655	75	1	1					
<hr/>																	
TOTALS		RPI 1-25	RPI 26-50		W-L RECORDS		RPI 51-100		RPI 101-150		RPI 150+						
7-5-0		1-1-0	1-2-0		OVERALL		0-2-0		1-0-0		4-0-0						
6-2-0		1-1-0	1-1-0		HOME		0-0-0		1-0-0		3-0-0						
1-2-0		0-0-0	0-1-0		AWAY		0-1-0		0-0-0		1-0-0						
0-1-0		0-0-0	0-0-0		NEUTRAL		0-1-0		0-0-0		0-0-0						
5-2-0		0-0-0	0-1-0		NON-CONFERENCE		0-1-0		1-0-0		4-0-0						
4-1-0		0-0-0	0-1-0		HOME		0-0-0		1-0-0		3-0-0						
1-0-0		0-0-0	0-0-		AWAY		0-0-0		0-0-0		1-0-0						
0-1-0		0-0-0	0-0-0		NEUTRAL		0-1-0		0-0-0		0-0-0						
2-3-0		1-1-0	1-1-0		CONFERENCE		0-1-0		0-0-0		0-0-0						
2-1-0		1-1-0	1-0-0		HOME		0-0-0		0-0-0		0-0-0						
0-2-0		0-0-0	0-1-0		AWAY		0-1-0		0-0-0		0-0-0						
0-0-0		0-0-0	0-0-0		NEUTRAL		0-0-0		0-0-0		0-0-0						
RPI	S	Opponent		Score		RPI	S	Opponent		Score		RPI	S	Opponent		Score	
22	H	Nebraska		2 1		26	A	Minnesota		1 3		52	A	Wisconsin		0 1	
24	H	Northwestern		0 1		30	H	Illinois		3 1		60	N	Seattle		0 2	
						31	H	Missouri		2 3							
<hr/>																	
LAST 10 GAMES																	
22	H	Nebraska		2 1		60	N	Seattle		0 2							
52	A	Wisconsin		0 1		197	A	Montana		3 1							
26	A	Minnesota		1 3		272	H	Evansville		1 0							
30	H	Illinois		3 1		31	H	Missouri		2 3							
24	H	Northwestern		0 1		129	H	Baylor		2 1							

Non-Div. I Games:

Purdue

Average RPI Win: 156		WON-LOST	WINNING	LAST 10	STRENGTH OF	OPP. STRENGTH	TEAM	ADJ	CONF.	ADJ CONF.				
Average RPI Loss: 41		RECORD	PCT. RANK	GAMES	SCHEDULE	OF SCHEDULE	RPI	RPI	RPI	RPI				
DIV. I ONLY		8-4-1	.65385	75	6-3-1	125	17	64	.57166	64	1	1		
DIV. I NON-CONF.		5-3-0	.625	92	3-2-0	220	41	120	.52881	121	1	1		
<hr/>														
TOTALS		RPI 1-25	RPI 26-50		W-L RECORDS		RPI 51-100		RPI 101-150		RPI 150+			
8-4-1		1-2-1	0-1-0		OVERALL		1-1-0		2-0-0		4-0-0			
6-1-0		1-0-0	0-0-0		HOME		0-1-0		1-0-0		4-0-0			
1-3-1		0-2-1	0-1-0		AWAY		1-0-0		0-0-0		0-0-0			
1-0-0		0-0-0	0-0-0		NEUTRAL		0-0-0		1-0-0		0-0-0			
5-3-0		0-2-0	0-0-0		NON-CONFERENCE		0-1-0		1-0-0		4-0-0			
4-1-0		0-0-0	0-0-0		HOME		0-1-0		0-0-0		4-0-0			
0-2-0		0-2-0	0-0-		AWAY		0-0-0		0-0-0		0-0-0			
1-0-0		0-0-0	0-0-0		NEUTRAL		0-0-0		1-0-0		0-0-0			
3-1-1		1-0-1	0-1-0		CONFERENCE		1-0-0		1-0-0		0-0-0			
2-0-0		1-0-0	0-0-0		HOME		0-0-0		1-0-0		0-0-0			
1-1-1		0-0-1	0-1-0		AWAY		1-0-0		0-0-0		0-0-0			
0-0-0		0-0-0	0-0-0		NEUTRAL		0-0-0		0-0-0		0-0-0			
RPI	S	Opponent	Score		RPI	S	Opponent	Score		RPI	S	Opponent	Score	
6	A	Rutgers	1	1	36	A	Michigan St.	0	3	73	A	Maryland	1	0
14	A	Washington	0	1						95	H	Marquette	1	2
19	A	Notre Dame	0	2										
22	H	Nebraska	2	0										

Non-Div. I Games:

Michigan



Average RPI Win:	142	WON-LOST RECORD	WINNING PCT. RANK	LAST 10 GAMES	STRENGTH OF SCHEDULE	OPP. STRENGTH OF SCHEDULE	TEAM RPI	ADJ RPI	CONF. RPI	ADJ CONF. RPI	
Average RPI Loss:	56										
DIV. I ONLY	5-5-3	.5	158	4-3-3	24	92	65	.57064	65	3	3
DIV. I NON-CONF.	4-3-1	.5625	126	3-1-1	29	163	64	.57104	63	3	3
<hr/>											
TOTALS	RPI 1-25	RPI 26-50		W-L RECORDS	RPI 51-100		RPI 101-150		RPI 150+		
5-5-3	0-1-0	0-2-1		OVERALL	1-1-1		3-1-0		1-0-1		
4-2-2	0-1-0	0-0-1		HOME	1-0-0		2-1-0		1-0-1		
1-3-1	0-0-0	0-2-0		AWAY	0-1-1		1-0-0		0-0-0		
0-0-0	0-0-0	0-0-0		NEUTRAL	0-0-0		0-0-0		0-0-0		
<hr/>											
4-3-1	0-0-0	0-1-0		NON-CONFERENCE	1-1-0		2-1-0		1-0-1		
3-1-1	0-0-0	0-0-0		HOME	1-0-0		1-1-0		1-0-1		
1-2-0	0-0-0	0-0-		AWAY	0-1-0		1-0-0		0-0-0		
0-0-0	0-0-0	0-0-0		NEUTRAL	0-0-0		0-0-0		0-0-0		
<hr/>											
1-2-2	0-1-0	0-1-1		CONFERENCE	0-0-1		1-0-0		0-0-0		
1-1-1	0-1-0	0-0-1		HOME	0-0-0		1-0-0		0-0-0		
0-1-1	0-0-0	0-1-0		AWAY	0-0-1		0-0-0		0-0-0		
0-0-0	0-0-0	0-0-0		NEUTRAL	0-0-0		0-0-0		0-0-0		
<hr/>											
RPI	S	Opponent	Score	RPI	S	Opponent	Score	RPI	S	Opponent	Score
17	H	Florida	2 3	34	A	Texas A&M	0 1	53	A	LSU	0 0
				45	H	Tennessee	1 1	60	A	Seattle	1 3
				46	A	Cincinnati	0 1	72	H	Dartmouth	1 0
										Lipscomb	2 0
										Mississippi St.	2 1
										Miami (OH)	0 1
										Gonzaga	3 2
										High Point	1 1
										Evansville	2 1
<hr/>											
				LAST 10 GAMES							
				53	A	LSU	0 0	168	H	High Point	1 1
				45	H	Tennessee	1 1	119	H	Mississippi St.	2 1
				17	H	Florida	2 3	105	H	Lipscomb	2 0
				272	H	Evansville	2 1	72	H	Dartmouth	1 0
				34	A	Texas A&M	0 1	60	A	Seattle	1 3

Non-Div. I Games:

Vanderbilt

Average RPI Win: 131		WON-LOST	WINNING	LAST 10	STRENGTH OF	OPP. STRENGTH	TEAM	ADJ	CONF.	ADJ CONF.					
Average RPI Loss: 35		RECORD	PCT. RANK	GAMES	SCHEDULE	OF SCHEDULE	RPI	RPI	RPI	RPI					
DIV. I ONLY		5-3-3	.59091	118	4-3-3	93	31	69	.5705	66	4	4			
DIV. I NON-CONF.		4-1-3	.6875	68	3-1-3	117	24	56	.58658	56	4	4			
<hr/>															
TOTALS		RPI 1-25	RPI 26-50		W-L RECORDS		RPI 51-100		RPI 101-150		RPI 150+				
5-3-3		0-2-0	0-0-1		OVERALL		2-1-1		2-0-0		1-0-1				
3-1-0		0-0-0	0-0-0		HOME		1-1-0		1-0-0		1-0-0				
2-2-3		0-2-0	0-0-1		AWAY		1-0-1		1-0-0		0-0-1				
0-0-0		0-0-0	0-0-0		NEUTRAL		0-0-0		0-0-0		0-0-0				
4-1-3		0-1-0	0-0-1		NON-CONFERENCE		2-0-1		1-0-0		1-0-1				
2-0-0		0-0-0	0-0-0		HOME		1-0-0		0-0-0		1-0-0				
2-1-3		0-1-0	0-1-		AWAY		1-0-1		1-0-0		0-0-1				
0-0-0		0-0-0	0-0-0		NEUTRAL		0-0-0		0-0-0		0-0-0				
1-2-0		0-1-0	0-0-0		CONFERENCE		0-1-0		1-0-0		0-0-0				
1-1-0		0-0-0	0-0-0		HOME		0-1-0		1-0-0		0-0-0				
0-1-0		0-1-0	0-0-0		AWAY		0-0-0		0-0-0		0-0-0				
0-0-0		0-0-0	0-0-0		NEUTRAL		0-0-0		0-0-0		0-0-0				
RPI S	Opponent	Score		RPI S	Opponent	Score		RPI S	Opponent	Score		RPI S	Opponent	Score	
7 A	BYU	0	1	31 A	Missouri	0	0	58 A	Texas	1	1	107 H	Colorado	2	0
25 A	Southern California	1	2					67 A	Kansas	1	0	148 A	Portland	2	1
								74 H	Utah	0	1	192 A	San Diego	0	0
								76 H	San Francisco	2	1	258 H	Fresno St.	3	0
<hr/>															
				LAST 10 GAMES											
				107 H Colorado				2	0	58 A Texas				1	1
				74 H Utah				0	1	67 A Kansas				1	0
				25 A Southern California				1	2	31 A Missouri				0	0
				192 A San Diego				0	0	76 H San Francisco				2	1
				7 A BYU				0	1	258 H Fresno St.				3	0

Non-Div. I Games:

Oregon St.

Average RPI Win:		132	WON-LOST RECORD		WINNING PCT. RANK		LAST 10 GAMES		STRENGTH OF SCHEDULE		OPP. STRENGTH OF SCHEDULE		TEAM RPI		ADJ RPI		CONF. RPI		ADJ CONF. RPI				
Average RPI Loss:		78																					
DIV. I ONLY			6-5-1		.54167 140		6-4-0		57		50		71		.56825 67		6		6				
DIV. I NON-CONF.			5-4-1		.55 148		5-3-0		31		46		57		.58156 57		5		5				
TOTALS		RPI 1-25		RPI 26-50		W-L RECORDS		RPI 51-100		RPI 101-150		RPI 150+											
6-5-1		0-2-0		1-0-1		OVERALL		1-2-0		1-0-0		3-1-0											
1-3-0		0-1-0		0-0-0		HOME		0-2-0		0-0-0		1-0-0											
5-2-1		0-1-0		1-0-1		AWAY		1-0-0		1-0-0		2-1-0											
0-0-0		0-0-0		0-0-0		NEUTRAL		0-0-0		0-0-0		0-0-0											
5-4-1		0-2-0		1-0-1		NON-CONFERENCE		1-1-0		1-0-0		2-1-0											
1-2-0		0-1-0		0-0-0		HOME		0-1-0		0-0-0		1-0-0											
4-2-1		0-1-0		1-1-		AWAY		1-0-0		1-0-0		1-1-0											
0-0-0		0-0-0		0-0-0		NEUTRAL		0-0-0		0-0-0		0-0-0											
1-1-0		0-0-0		0-0-0		CONFERENCE		0-1-0		0-0-0		1-0-0											
0-1-0		0-0-0		0-0-0		HOME		0-1-0		0-0-0		0-0-0											
1-0-0		0-0-0		0-0-0		AWAY		0-0-0		0-0-0		1-0-0											
0-0-0		0-0-0		0-0-0		NEUTRAL		0-0-0		0-0-0		0-0-0											
RPI	S	Opponent		Score		RPI	S	Opponent		Score		RPI	S	Opponent		Score							
12	H	Santa Clara		0	1	26	A	Minnesota		0	0	58	H	Texas		1	2	131	A	SMU		2	1
22	A	Nebraska		0	3	49	A	North Texas		2	1	66	H	Oregon St.		0	1	153	A	Colorado Col.		2	1

Non-Div. I Games:

Kansas

Average RPI Win: 183		WON-LOST	WINNING	LAST 10	STRENGTH OF	OPP. STRENGTH	TEAM	ADJ	CONF.	ADJ CONF.							
Average RPI Loss: 43		RECORD	PCT. RANK	GAMES	SCHEDULE	OF SCHEDULE	RPI	RPI	RPI	RPI							
DIV. I ONLY		9-4-0	.69231	54	7-3-0	140	81	67	.56803	68	19	19					
DIV. I NON-CONF.		5-4-0	.55556	134	3-3-0	93	23	72	.55995	73	18	18					
<hr/>																	
TOTALS		RPI 1-25		RPI 26-50		W-L RECORDS		RPI 51-100		RPI 101-150		RPI 150+					
9-4-0		0-2-0		0-1-0		OVERALL		1-0-0		3-1-0		5-0-0					
6-3-0		0-1-0		0-1-0		HOME		1-0-0		3-1-0		2-0-0					
3-1-0		0-1-0		0-0-0		AWAY		0-0-0		0-0-0		3-0-0					
0-0-0		0-0-0		0-0-0		NEUTRAL		0-0-0		0-0-0		0-0-0					
5-4-0		0-2-0		0-1-0		NON-CONFERENCE		1-0-0		2-1-0		2-0-0					
4-3-0		0-1-0		0-1-0		HOME		1-0-0		2-1-0		1-0-0					
1-1-0		0-1-0		0-0-		AWAY		0-0-0		0-0-0		1-0-0					
0-0-0		0-0-0		0-0-0		NEUTRAL		0-0-0		0-0-0		0-0-0					
4-0-0		0-0-0		0-0-0		CONFERENCE		0-0-0		1-0-0		3-0-0					
2-0-0		0-0-0		0-0-0		HOME		0-0-0		1-0-0		1-0-0					
2-0-0		0-0-0		0-0-0		AWAY		0-0-0		0-0-0		2-0-0					
0-0-0		0-0-0		0-0-0		NEUTRAL		0-0-0		0-0-0		0-0-0					
RPI	S	Opponent		Score		RPI	S	Opponent		Score		RPI	S	Opponent		Score	
5	A	Auburn		0	2	29	H	South Ala.		2	3	69	H	Memphis		5	1
20	H	Duke		1	2							114	H	Coastal Caro.		2	1
												116	H	Georgia		0	1
												123	H	Wake Forest		2	1
												126	H	Furman		2	0
												193	A	Mercer		1	0
												199	H	Boise St.		2	0
												250	A	Kennesaw St.		5	2
												256	H	Wofford		1	0
												313	A	Citadel		5	0

Non-Div. I Games:

Samford

Average RPI Win:	177	WON-LOST	WINNING	LAST 10	STRENGTH OF	OPP. STRENGTH	TEAM	ADJ	CONF.	ADJ CONF.		
Average RPI Loss:	62	RECORD	PCT. RANK	GAMES	SCHEDULE	OF SCHEDULE	RPI	RPI	RPI	RPI		
DIV. I ONLY		7-3-2	.66667	67	6-2-2	118	76	66	.56725	69	5	5
DIV. I NON-CONF.		5-3-1	.61111	102	4-2-1	149	68	90	.54564	90	6	6
-----												
TOTALS	RPI 1-25	RPI 26-50		W-L RECORDS		RPI 51-100		RPI 101-150		RPI 150+		
7-3-2	0-0-0	0-1-1		OVERALL		0-2-1		3-0-0		4-0-0		
6-1-0	0-0-0	0-1-0		HOME		0-0-0		3-0-0		3-0-0		
1-2-1	0-0-0	0-0-1		AWAY		0-2-0		0-0-0		1-0-0		
0-0-1	0-0-0	0-0-0		NEUTRAL		0-0-1		0-0-0		0-0-0		
5-3-1	0-0-0	0-1-0		NON-CONFERENCE		0-2-1		2-0-0		3-0-0		
4-1-0	0-0-0	0-1-0		HOME		0-0-0		2-0-0		2-0-0		
1-2-0	0-0-0	0-0-		AWAY		0-2-0		0-0-0		1-0-0		
0-0-1	0-0-0	0-0-0		NEUTRAL		0-0-1		0-0-0		0-0-0		
2-0-1	0-0-0	0-0-1		CONFERENCE		0-0-0		1-0-0		1-0-0		
2-0-0	0-0-0	0-0-0		HOME		0-0-0		1-0-0		1-0-0		
0-0-1	0-0-0	0-0-1		AWAY		0-0-0		0-0-0		0-0-0		
0-0-0	0-0-0	0-0-0		NEUTRAL		0-0-0		0-0-0		0-0-0		
RPI S	Opponent	Score	RPI S	Opponent	Score	RPI S	Opponent	Score	RPI S	Opponent	Score	
			39 H	Ole Miss	1 2	68 A	Samford	1 5	113 H	Alabama	1 0	
			47 A	Tulsa	0 0	72 N	Dartmouth	1 1	131 H	SMU	2 0	
						79 A	Western Ky.	1 2	140 H	Gonzaga	1 0	
									166 H	Idaho	4 3	
									194 H	Houston	2 1	
									223 H	UT Martin	1 0	
									270 A	UAB	1 0	
			LAST 10 GAMES									
			131 H	SMU	2 0	79 A	Western Ky.	1 2				
			194 H	Houston	2 1	166 H	Idaho	4 3				
			140 H	Gonzaga	1 0	223 H	UT Martin	1 0				
			47 A	Tulsa	0 0	72 N	Dartmouth	1 1				
			39 H	Ole Miss	1 2	270 A	UAB	1 0				

Non-Div. I Games:

Memphis

Average RPI Win: 162		WON-LOST RECORD		WINNING PCT. RANK		LAST 10 GAMES		STRENGTH OF SCHEDULE		OPP. STRENGTH OF SCHEDULE		TEAM RPI		ADJ RPI		CONF. RPI		ADJ CONF. RPI					
DIV. I ONLY		9-2-1		.79167		21		8-2-0		221		58		68		.56696		70		2		2	
DIV. I NON-CONF.		6-1-1		.8125		30		5-1-0		280		94		96		.54236		96		2		2	
TOTALS		RPI 1-25		RPI 26-50		W-L RECORDS		RPI 51-100		RPI 101-150		RPI 150+											
9-2-1		0-1-0		0-0-0		OVERALL		1-0-0		3-0-0		5-1-1											
5-0-0		0-0-0		0-0-0		HOME		1-0-0		2-0-0		2-0-0											
3-2-0		0-1-0		0-0-0		AWAY		0-0-0		1-0-0		2-1-0											
1-0-1		0-0-0		0-0-0		NEUTRAL		0-0-0		0-0-0		1-0-1											
6-1-1		0-0-0		0-0-0		NON-CONFERENCE		1-0-0		1-0-0		4-1-1											
3-0-0		0-0-0		0-0-0		HOME		1-0-0		1-0-0		1-0-0											
2-1-0		0-0-0		0-0-		AWAY		0-0-0		0-0-0		2-1-0											
1-0-1		0-0-0		0-0-0		NEUTRAL		0-0-0		0-0-0		1-0-1											
3-1-0		0-1-0		0-0-0		CONFERENCE		0-0-0		2-0-0		1-0-0											
2-0-0		0-0-0		0-0-0		HOME		0-0-0		1-0-0		1-0-0											
1-1-0		0-1-0		0-0-0		AWAY		0-0-0		1-0-0		0-0-0											
0-0-0		0-0-0		0-0-0		NEUTRAL		0-0-0		0-0-0		0-0-0											
RPI	S	Opponent		Score		RPI	S	Opponent		Score		RPI	S	Opponent		Score							
2	A	Florida St.		0 6								75	H	Liberty		2 1							
												101	A	Louisville		1 0							
												121	H	La Salle		3 1							
												123	H	Wake Forest		2 1							
												153	A	Colorado Col.		1 0							
												171	H	North Carolina St.		2 0							
												172	A	Northern Colo.		0 1							
												202	A	Akron		3 0							
												246	H	Villanova		2 0							
												265	N	Saint Francis (PA)		1 1							
												268	N	Robert Morris		6 0							
LAST 10 GAMES																							
	2	A	Florida St.	0	6	75	H	Liberty	2	1													
	101	A	Louisville	1	0	121	H	La Salle	3	1													
	123	H	Wake Forest	2	1	246	H	Villanova	2	0													
	171	H	North Carolina St.	2	0	153	A	Colorado Col.	1	0													
	202	A	Akron	3	0	172	A	Northern Colo.	0	1													

Non-Div. I Games:

Pittsburgh

U  
C  
L  
A

UCLA

Average RPI Win: 209		WON-LOST	WINNING	LAST 10	STRENGTH OF		OPP. STRENGTH	TEAM	ADJ		CONF.	ADJ CONF.	
Average RPI Loss: 61		RECORD	PCT. RANK	GAMES	SCHEDULE		OF SCHEDULE	RPI	RPI		RPI	RPI	
DIV. I ONLY		7-2-2	.72727	39	6-2-2		151	142	74	.56573	72	11	11
DIV. I NON-CONF.		7-1-1	.83333	24	6-1-1		159	183	55	.58728	55	11	11
TOTALS		RPI 1-25	RPI 26-50		W-L RECORDS		RPI 51-100		RPI 101-150		RPI 150+		
7-2-2		0-0-0	1-0-0		OVERALL		0-2-1		1-0-0		5-0-1		
3-1-0		0-0-0	0-0-0		HOME		0-1-0		0-0-0		3-0-0		
3-1-1		0-0-0	1-0-0		AWAY		0-1-0		0-0-0		2-0-1		
1-0-1		0-0-0	0-0-0		NEUTRAL		0-0-1		1-0-0		0-0-0		
7-1-1		0-0-0	1-0-0		NON-CONFERENCE		0-1-1		1-0-0		5-0-0		
3-0-0		0-0-0	0-0-0		HOME		0-0-0		0-0-0		3-0-0		
3-1-0		0-0-0	1-0-		AWAY		0-1-0		0-0-0		2-0-0		
1-0-1		0-0-0	0-0-0		NEUTRAL		0-0-1		1-0-0		0-0-0		
0-1-1		0-0-0	0-0-0		CONFERENCE		0-1-0		0-0-0		0-0-1		
0-1-0		0-0-0	0-0-0		HOME		0-1-0		0-0-0		0-0-0		
0-0-1		0-0-0	0-0-0		AWAY		0-0-0		0-0-0		0-0-1		
0-0-0		0-0-0	0-0-0		NEUTRAL		0-0-0		0-0-0		0-0-0		
RPI	S	Opponent	Score	RPI	S	Opponent	Score	RPI	S	Opponent	Score		
38	A	Northeastern	3 1	57	H	Princeton	2 3	120	N	Maine	3 0		
				65	A	Vanderbilt	0 1	154	A	Brown	0 0		
				69	N	Memphis	1 1	222	H	Vermont	6 0		
								236	A	Albany (NY)	2 0		
								253	A	Marist	2 0		
								296	H	Sacred Heart	6 0		
								297	H	UMass Lowell	4 1		
LAST 10 GAMES													
57	H	Princeton	2 3	38	A	Northeastern	3 1						
120	N	Maine	3 0	222	H	Vermont	6 0						
154	A	Brown	0 0	236	A	Albany (NY)	2 0						
297	H	UMass Lowell	4 1	69	N	Memphis	1 1						
296	H	Sacred Heart	6 0	65	A	Vanderbilt	0 1						

Non-Div. I Games:

Dartmouth



Average RPI Win: 151		WON-LOST RECORD	WINNING PCT. RANK	LAST 10 GAMES	STRENGTH OF SCHEDULE	OPP. STRENGTH OF SCHEDULE	TEAM RPI	ADJ RPI	CONF. RPI	ADJ CONF. RPI				
Average RPI Loss: 38														
DIV. I ONLY		5-7-0	.41667 208	3-7-0	12	75	72	.56487 73	1	1				
DIV. I NON-CONF.		5-3-0	.625 92	3-3-0	20	126	48	.59402 51	1	1				
<hr/>														
TOTALS		RPI 1-25	RPI 26-50		W-L RECORDS		RPI 51-100		RPI 101-150		RPI 150+			
5-7-0		0-3-0	0-2-0		OVERALL		0-2-0		4-0-0		1-0-0			
4-4-0		0-2-0	0-1-0		HOME		0-1-0		3-0-0		1-0-0			
1-3-0		0-1-0	0-1-0		AWAY		0-1-0		1-0-0		0-0-0			
0-0-0		0-0-0	0-0-0		NEUTRAL		0-0-0		0-0-0		0-0-0			
5-3-0		0-1-0	0-1-0		NON-CONFERENCE		0-1-0		4-0-0		1-0-0			
4-2-0		0-1-0	0-1-0		HOME		0-0-0		3-0-0		1-0-0			
1-1-0		0-0-0	0-0-		AWAY		0-1-0		1-0-0		0-0-0			
0-0-0		0-0-0	0-0-0		NEUTRAL		0-0-0		0-0-0		0-0-0			
0-4-0		0-2-0	0-1-0		CONFERENCE		0-1-0		0-0-0		0-0-0			
0-2-0		0-1-0	0-0-0		HOME		0-1-0		0-0-0		0-0-0			
0-2-0		0-1-0	0-1-0		AWAY		0-0-0		0-0-0		0-0-0			
0-0-0		0-0-0	0-0-0		NEUTRAL		0-0-0		0-0-0		0-0-0			
RPI	S	Opponent		Score	RPI	S	Opponent		Score	RPI	S	Opponent		Score
6	H	Rutgers		0 1	30	A	Illinois		1 2	64	H	Michigan		0 1
13	H	West Virginia		0 1	50	H	James Madison		0 1	80	A	TCU		1 2
24	A	Northwestern		0 2										

Non-Div. I Games:

Maryland



Average RPI Win:	188	WON-LOST	WINNING	LAST 10	STRENGTH OF	OPP. STRENGTH	TEAM	ADJ	CONF.	ADJ CONF.	
Average RPI Loss:	71	RECORD	PCT. RANK	GAMES	SCHEDULE	OF SCHEDULE	RPI	RPI	RPI	RPI	
DIV. I ONLY	6-5-1	.54167	140	6-3-1	37	138	75	.56173	75	17	17
DIV. I NON-CONF.	2-5-1	.3125	254	2-3-1	35	72	143	.51383	143	19	19
<hr/>											
TOTALS	RPI 1-25	RPI 26-50		W-L RECORDS		RPI 51-100		RPI 101-150		RPI 150+	
6-5-1	0-0-0	0-2-1		OVERALL		1-2-0		0-1-0		5-0-0	
4-0-1	0-0-0	0-0-1		HOME		1-0-0		0-0-0		3-0-0	
2-4-0	0-0-0	0-2-0		AWAY		0-2-0		0-0-0		2-0-0	
0-1-0	0-0-0	0-0-0		NEUTRAL		0-0-0		0-1-0		0-0-0	
<hr/>											
2-5-1	0-0-0	0-2-1		NON-CONFERENCE		0-2-0		0-1-0		2-0-0	
2-0-1	0-0-0	0-0-1		HOME		0-0-0		0-0-0		2-0-0	
0-4-0	0-0-0	0-0-		AWAY		0-2-0		0-0-0		0-0-0	
0-1-0	0-0-0	0-0-0		NEUTRAL		0-0-0		0-1-0		0-0-0	
<hr/>											
4-0-0	0-0-0	0-0-0		CONFERENCE		1-0-0		0-0-0		3-0-0	
2-0-0	0-0-0	0-0-0		HOME		1-0-0		0-0-0		1-0-0	
2-0-0	0-0-0	0-0-0		AWAY		0-0-0		0-0-0		2-0-0	
0-0-0	0-0-0	0-0-0		NEUTRAL		0-0-0		0-0-0		0-0-0	
<hr/>											
RPI S	Opponent	Score	RPI S	Opponent	Score	RPI S	Opponent	Score	RPI S	Opponent	Score
			42 A	Cal St. Fullerton	0 1	70 A	Pittsburgh	1 2	103 N	UC Riverside	1 3
			45 H	Tennessee	0 0	84 H	Campbell	3 1	158 H	Old Dominion	1 0
			50 A	James Madison	1 2	92 A	George Washington	0 3	163 H	VCU	1 0
									225 H	Charleston So.	2 0
									237 A	Radford	3 2
									260 A	UNC Asheville	1 0
<hr/>											
LAST 10 GAMES											
			260 A	UNC Asheville	1 0	163 H	VCU	1 0			
			84 H	Campbell	3 1	70 A	Pittsburgh	1 2			
			225 H	Charleston So.	2 0	50 A	James Madison	1 2			
			237 A	Radford	3 2	158 H	Old Dominion	1 0			
			92 A	George Washington	0 3	45 H	Tennessee	0 0			

**Non-Div. I Games:**

Liberty

Average RPI Win:		196	WON-LOST RECORD		WINNING PCT. RANK	LAST 10 GAMES	STRENGTH OF SCHEDULE		OPP. STRENGTH OF SCHEDULE	TEAM RPI	ADJ RPI	CONF. RPI	ADJ CONF. RPI				
Average RPI Loss:		44															
DIV. I ONLY			7-2-3	.70833	44	6-2-2	172		99	78	.55982	76	8	8			
DIV. I NON-CONF.			6-2-3	.68182	72	5-2-2	196		135	104	.54003	103	8	8			
TOTALS		RPI 1-25		RPI 26-50		W-L RECORDS		RPI 51-100		RPI 101-150		RPI 150+					
7-2-3		1-1-0		0-0-1		OVERALL		0-1-1		1-0-0		5-0-1					
3-1-2		0-1-0		0-0-0		HOME		0-0-1		1-0-0		2-0-1					
4-1-1		1-0-0		0-0-1		AWAY		0-1-0		0-0-0		3-0-0					
0-0-0		0-0-0		0-0-0		NEUTRAL		0-0-0		0-0-0		0-0-0					
6-2-3		0-1-0		0-0-1		NON-CONFERENCE		0-1-1		1-0-0		5-0-1					
3-1-2		0-1-0		0-0-0		HOME		0-0-1		1-0-0		2-0-1					
3-1-1		0-0-0		0-1-		AWAY		0-1-0		0-0-0		3-0-0					
0-0-0		0-0-0		0-0-0		NEUTRAL		0-0-0		0-0-0		0-0-0					
1-0-0		1-0-0		0-0-0		CONFERENCE		0-0-0		0-0-0		0-0-0					
0-0-0		0-0-0		0-0-0		HOME		0-0-0		0-0-0		0-0-0					
1-0-0		1-0-0		0-0-0		AWAY		0-0-0		0-0-0		0-0-0					
0-0-0		0-0-0		0-0-0		NEUTRAL		0-0-0		0-0-0		0-0-0					
RPI	S	Opponent		Score		RPI	S	Opponent		Score		RPI	S	Opponent		Score	
12	A	Santa Clara		1	0	36	A	Michigan St.		1	1	62	H	Cal Poly		0	0
21	H	California		0	2							66	A	Oregon St.		1	2
														149 H UC Santa Barbara		1	0
														169 A San Jose St.		3	1
														199 H Boise St.		0	0
														213 A Oakland		2	0
														232 A Oregon		1	0
														273 H Hawaii		2	0
														326 H Denver		4	0
LAST 10 GAMES																	
		12 A Santa Clara		1	0			36 A Michigan St.		1	1			273 H Hawaii		2	0
		199 H Boise St.		0	0			326 H Denver		4	0			66 A Oregon St.		1	2
		21 H California		0	2			232 A Oregon		1	0						
		169 A San Jose St.		3	1												
		213 A Oakland		2	0												

Non-Div. I Games:

San Francisco

Average RPI Win: 244		WON-LOST RECORD		WINNING PCT. RANK		LAST 10 GAMES		STRENGTH OF SCHEDULE		OPP. STRENGTH OF SCHEDULE		TEAM RPI		ADJ RPI		CONF. RPI		ADJ CONF. RPI	
DIV. I ONLY		9-3-0		.75 32		8-2-0		164		203		76		.55981 77		13		13	
DIV. I NON-CONF.		7-2-0		.77778 42		6-1-0		219		216		86		.54928 87		14		14	
TOTALS		RPI 1-25		RPI 26-50		W-L RECORDS		RPI 51-100		RPI 101-150		RPI 150+							
9-3-0		0-1-0		0-1-0		OVERALL		0-0-0		0-1-0		9-0-0							
3-1-0		0-0-0		0-1-0		HOME		0-0-0		0-0-0		3-0-0							
5-1-0		0-0-0		0-0-0		AWAY		0-0-0		0-1-0		5-0-0							
1-1-0		0-1-0		0-0-0		NEUTRAL		0-0-0		0-0-0		1-0-0							
7-2-0		0-1-0		0-0-0		NON-CONFERENCE		0-0-0		0-1-0		7-0-0							
3-0-0		0-0-0		0-0-0		HOME		0-0-0		0-0-0		3-0-0							
3-1-0		0-0-0		0-0-		AWAY		0-0-0		0-1-0		3-0-0							
1-1-0		0-1-0		0-0-0		NEUTRAL		0-0-0		0-0-0		1-0-0							
2-1-0		0-0-0		0-1-0		CONFERENCE		0-0-0		0-0-0		2-0-0							
0-1-0		0-0-0		0-1-0		HOME		0-0-0		0-0-0		0-0-0							
2-0-0		0-0-0		0-0-0		AWAY		0-0-0		0-0-0		2-0-0							
0-0-0		0-0-0		0-0-0		NEUTRAL		0-0-0		0-0-0		0-0-0							
RPI	S	Opponent		Score		RPI	S	Opponent		Score		RPI	S	Opponent		Score			
9	N	South Fla.		0 1		29	H	South Ala.		1 2		113	A	Alabama		0 1			
												189	A	Tennessee Tech		3 0			
												205	H	Louisiana Tech		1 0			
												223	H	UT Martin		2 1			
												226	A	La.-Lafayette		1 0			
												243	N	Austin Peay		4 0			
												245	A	La.-Monroe		1 0			
												264	H	Gardner-Webb		2 0			
												289	A	Belmont		2 1			
												309	A	Alabama St.		3 2			
LAST 10 GAMES																			
						226	A	La.-Lafayette		1 0		9	N	South Fla.		0 1			
						245	A	La.-Monroe		1 0		243	N	Austin Peay		4 0			
						29	H	South Ala.		1 2		205	H	Louisiana Tech		1 0			
						289	A	Belmont		2 1		223	H	UT Martin		2 1			
						189	A	Tennessee Tech		3 0		309	A	Alabama St.		3 2			

Non-Div. I Games:

Troy

Average RPI Win: 164		WON-LOST	WINNING	LAST 10	STRENGTH OF		OPP. STRENGTH	TEAM	ADJ		CONF.	ADJ CONF.
Average RPI Loss: 57		RECORD	PCT. RANK	GAMES	SCHEDULE		OF SCHEDULE	RPI	RPI		RPI	RPI
DIV. I ONLY		4-8-1	.34615	253	3		126	77	.55926		78	2
DIV. I NON-CONF.		4-4-1	.5	156	9		186	62	.57057		64	2
TOTALS		RPI 1-25	RPI 26-50		W-L RECORDS		RPI 51-100		RPI 101-150		RPI 150+	
4-8-1		0-4-0	0-1-0		OVERALL		0-1-1		1-1-0		3-1-0	
3-2-1		0-0-0	0-1-0		HOME		0-0-1		1-1-0		2-0-0	
1-6-0		0-4-0	0-0-0		AWAY		0-1-0		0-0-0		1-1-0	
0-0-0		0-0-0	0-0-0		NEUTRAL		0-0-0		0-0-0		0-0-0	
4-4-1		0-1-0	0-1-0		NON-CONFERENCE		0-1-1		1-0-0		3-1-0	
3-1-1		0-0-0	0-1-0		HOME		0-0-1		1-0-0		2-0-0	
1-3-0		0-1-0	0-0-		AWAY		0-1-0		0-0-0		1-1-0	
0-0-0		0-0-0	0-0-0		NEUTRAL		0-0-0		0-0-0		0-0-0	
0-4-0		0-3-0	0-0-0		CONFERENCE		0-0-0		0-1-0		0-0-0	
0-1-0		0-0-0	0-0-0		HOME		0-0-0		0-1-0		0-0-0	
0-3-0		0-3-0	0-0-0		AWAY		0-0-0		0-0-0		0-0-0	
0-0-0		0-0-0	0-0-0		NEUTRAL		0-0-0		0-0-0		0-0-0	
RPI S	Opponent	Score	RPI S	Opponent	Score	RPI S	Opponent	Score	RPI S	Opponent	Score	
8 A	Virginia Tech	1 3	28 H	St. John's (NY)	0 1	85 H	Cornell	0 0	101 H	Louisville	0 1	
10 A	North Carolina	1 3				93 A	Providence	0 1	112 H	Drexel	3 2	
16 A	UConn	0 1							152 H	Colgate	2 1	
18 A	Virginia	0 5							156 A	Massachusetts	6 0	
									178 A	Buffalo	0 1	
									236 H	Albany (NY)	2 1	
LAST 10 GAMES												
	101 H Louisville	0 1		152 H Colgate	2 1							
	8 A Virginia Tech	1 3		85 H Cornell	0 0							
	10 A North Carolina	1 3		178 A Buffalo	0 1							
	18 A Virginia	0 5		16 A UConn	0 1							
	112 H Drexel	3 2		236 H Albany (NY)	2 1							

Non-Div. I Games:

Syracuse

Average RPI Win:	184	WON-LOST	WINNING	LAST 10	STRENGTH OF	OPP. STRENGTH	TEAM	ADJ	CONF.	ADJ CONF.		
Average RPI Loss:	96	RECORD	PCT. RANK	GAMES	SCHEDULE	OF SCHEDULE	RPI	RPI	RPI	RPI		
DIV. I ONLY	6-3-3	.625	95	5-2-3	94	163	79	.55769	79	12	12	
DIV. I NON-CONF.	4-2-2	.625	92	3-1-2	64	193	65	.56884	66	12	12	
<hr/>												
TOTALS	RPI 1-25	RPI 26-50		W-L RECORDS		RPI 51-100		RPI 101-150		RPI 150+		
6-3-3	0-0-0	0-0-0		OVERALL		1-1-1		0-2-1		5-0-1		
3-2-1	0-0-0	0-0-0		HOME		1-0-0		0-2-1		2-0-0		
2-1-2	0-0-0	0-0-0		AWAY		0-1-1		0-0-0		2-0-1		
1-0-0	0-0-0	0-0-0		NEUTRAL		0-0-0		0-0-0		1-0-0		
<hr/>												
4-2-2	0-0-0	0-0-0		NON-CONFERENCE		1-1-0		0-1-1		3-0-1		
2-1-1	0-0-0	0-0-0		HOME		1-0-0		0-1-1		1-0-0		
1-1-1	0-0-0	0-0-		AWAY		0-1-0		0-0-0		1-0-1		
1-0-0	0-0-0	0-0-0		NEUTRAL		0-0-0		0-0-0		1-0-0		
<hr/>												
2-1-1	0-0-0	0-0-0		CONFERENCE		0-0-1		0-1-0		2-0-0		
1-1-0	0-0-0	0-0-0		HOME		0-0-0		0-1-0		1-0-0		
1-0-1	0-0-0	0-0-0		AWAY		0-0-1		0-0-0		1-0-0		
0-0-0	0-0-0	0-0-0		NEUTRAL		0-0-0		0-0-0		0-0-0		
<hr/>												
RPI	S	Opponent	Score	RPI	S	Opponent	Score	RPI	S	Opponent	Score	
				53 A LSU				1	4	109 H Rice	1	3
				69 H Memphis				2	1	125 H Miami (OH)	0	4
				86 A UTEP				1	1	146 H Valparaiso	2	2
										186 A Georgia St.	1	1
										187 N Stephen F. Austin	1	0
										193 A Mercer	1	0
										205 H Louisiana Tech	1	0
										223 H UT Martin	3	1
										224 A UTSA	1	0
				LAST 10 GAMES								
224 A UTSA				1	0	186 A Georgia St.				1	1	
86 A UTEP				1	1	193 A Mercer				1	0	
205 H Louisiana Tech				1	0	146 H Valparaiso				2	2	
109 H Rice				1	3	187 N Stephen F. Austin				1	0	
69 H Memphis				2	1	53 A LSU				1	4	

Non-Div. I Games:

Western Ky.

Average RPI Win: 155		WON-LOST RECORD	WINNING PCT. RANK		LAST 10 GAMES		STRENGTH OF SCHEDULE		OPP. STRENGTH OF SCHEDULE		TEAM RPI	ADJ RPI		CONF. RPI	ADJ CONF. RPI
Average RPI Loss: 44			8-5-0 .61538 109		8-2-0		141		24		80	.55712 80		6	6
DIV. I ONLY		8-5-0 .61538 109		8-2-0		141		24		80	.55712 80		6	6	
DIV. I NON-CONF.		6-4-0 .6 105		6-1-0		182		17		103	.54035 102		5	5	
<hr/>															
TOTALS		RPI 1-25		RPI 26-50		W-L RECORDS		RPI 51-100		RPI 101-150		RPI 150+			
8-5-0		0-1-0		0-3-0		OVERALL		1-1-0		2-0-0		5-0-0			
6-1-0		0-0-0		0-1-0		HOME		1-0-0		1-0-0		4-0-0			
2-4-0		0-1-0		0-2-0		AWAY		0-1-0		1-0-0		1-0-0			
0-0-0		0-0-0		0-0-0		NEUTRAL		0-0-0		0-0-0		0-0-0			
6-4-0		0-0-0		0-3-0		NON-CONFERENCE		1-1-0		1-0-0		4-0-0			
4-1-0		0-0-0		0-1-0		HOME		1-0-0		0-0-0		3-0-0			
2-3-0		0-0-0		0-0-		AWAY		0-1-0		1-0-0		1-0-0			
0-0-0		0-0-0		0-0-0		NEUTRAL		0-0-0		0-0-0		0-0-0			
2-1-0		0-1-0		0-0-0		CONFERENCE		0-0-0		1-0-0		1-0-0			
2-0-0		0-0-0		0-0-0		HOME		0-0-0		1-0-0		1-0-0			
0-1-0		0-1-0		0-0-0		AWAY		0-0-0		0-0-0		0-0-0			
0-0-0		0-0-0		0-0-0		NEUTRAL		0-0-0		0-0-0		0-0-0			
RPI	S	Opponent		Score	RPI	S	Opponent		Score	RPI	S	Opponent		Score	
13	A	West Virginia		1 2	30	A	Illinois		2 5	73	H	Maryland		2 1	
					31	A	Missouri		0 2	96	A	Arkansas		0 1	
					49	H	North Texas		0 1						

Non-Div. I Games:

TCU



Average RPI Win:		234	WON-LOST RECORD		WINNING PCT. RANK		LAST 10 GAMES		STRENGTH OF SCHEDULE		OPP. STRENGTH OF SCHEDULE		TEAM RPI		ADJ RPI		CONF. RPI		ADJ CONF. RPI				
Average RPI Loss:		98																					
DIV. I ONLY			8-2-2		.75 32		7-1-2		191		168		82		.55442 81		15		15				
DIV. I NON-CONF.			4-2-2		.625 92		3-1-2		143		173		101		.54054 101		16		16				
TOTALS		RPI 1-25		RPI 26-50		W-L RECORDS		RPI 51-100		RPI 101-150		RPI 150+											
8-2-2		0-0-0		0-0-0		OVERALL		0-1-2		0-1-0		8-0-0											
2-0-0		0-0-0		0-0-0		HOME		0-0-0		0-0-0		2-0-0											
6-1-2		0-0-0		0-0-0		AWAY		0-0-2		0-1-0		6-0-0											
0-1-0		0-0-0		0-0-0		NEUTRAL		0-1-0		0-0-0		0-0-0											
4-2-2		0-0-0		0-0-0		NON-CONFERENCE		0-1-2		0-1-0		4-0-0											
1-0-0		0-0-0		0-0-0		HOME		0-0-0		0-0-0		1-0-0											
3-1-2		0-0-0		0-0-		AWAY		0-0-2		0-1-0		3-0-0											
0-1-0		0-0-0		0-0-0		NEUTRAL		0-1-0		0-0-0		0-0-0											
4-0-0		0-0-0		0-0-0		CONFERENCE		0-0-0		0-0-0		4-0-0											
1-0-0		0-0-0		0-0-0		HOME		0-0-0		0-0-0		1-0-0											
3-0-0		0-0-0		0-0-0		AWAY		0-0-0		0-0-0		3-0-0											
0-0-0		0-0-0		0-0-0		NEUTRAL		0-0-0		0-0-0		0-0-0											
RPI	S	Opponent		Score		RPI	S	Opponent		Score		RPI	S	Opponent		Score		RPI	S	Opponent		Score	

Non-Div. I Games:

Ball St.

Average RPI Win: 183		WON-LOST RECORD		WINNING PCT. RANK		LAST 10 GAMES		STRENGTH OF SCHEDULE		OPP. STRENGTH OF SCHEDULE		TEAM RPI		ADJ RPI		CONF. RPI		ADJ CONF. RPI					
DIV. I ONLY		6-3-3		.625		95		5-2-3		116		124		86		.5529		82		13		13	
DIV. I NON-CONF.		4-3-2		.55556		134		3-2-2		111		123		107		.539		104		14		14	
TOTALS		RPI 1-25		RPI 26-50		W-L RECORDS		RPI 51-100		RPI 101-150		RPI 150+											
6-3-3		0-1-0		1-0-1		OVERALL		0-0-0		1-0-2		4-2-0											
4-1-2		0-0-0		1-0-1		HOME		0-0-0		1-0-1		2-1-0											
1-2-1		0-1-0		0-0-0		AWAY		0-0-0		0-0-1		1-1-0											
1-0-0		0-0-0		0-0-0		NEUTRAL		0-0-0		0-0-0		1-0-0											
4-3-2		0-1-0		1-0-1		NON-CONFERENCE		0-0-0		0-0-1		3-2-0											
2-1-1		0-0-0		1-0-1		HOME		0-0-0		0-0-0		1-1-0											
1-2-1		0-1-0		0-0-		AWAY		0-0-0		0-0-1		1-1-0											
1-0-0		0-0-0		0-0-0		NEUTRAL		0-0-0		0-0-0		1-0-0											
2-0-1		0-0-0		0-0-0		CONFERENCE		0-0-0		1-0-1		1-0-0											
2-0-1		0-0-0		0-0-0		HOME		0-0-0		1-0-1		1-0-0											
0-0-0		0-0-0		0-0-0		AWAY		0-0-0		0-0-0		0-0-0											
0-0-0		0-0-0		0-0-0		NEUTRAL		0-0-0		0-0-0		0-0-0											
RPI	S	Opponent		Score		RPI	S	Opponent		Score		RPI	S	Opponent		Score							
20	A	Duke		0 6		40	H	Marshall		0 0		111	H	Little Rock		1 1							
						44	H	UNCW		3 2		124	A	UNCG		1 1							
												128	H	Texas St.		5 0							
												168	H	High Point		1 0							
												193	A	Mercer		2 1							
												209	A	George Mason		0 1							
												237	H	Radford		0 1							
												278	H	Arkansas St.		2 1							
												284	N	UMBC		1 0							
LAST 10 GAMES																							
						128	H	Texas St.		5 0		40	H	Marshall		0 0							
						111	H	Little Rock		1 1		168	H	High Point		1 0							
						278	H	Arkansas St.		2 1		209	A	George Mason		0 1							
						124	A	UNCG		1 1		284	N	UMBC		1 0							
						20	A	Duke		0 6		193	A	Mercer		2 1							

Non-Div. I Games:

Appalachian St.

Average RPI Win:	134	WON-LOST RECORD	WINNING PCT. RANK	LAST 10 GAMES	STRENGTH OF SCHEDULE	OPP. STRENGTH OF SCHEDULE	TEAM RPI	ADJ RPI	CONF. RPI	ADJ CONF. RPI				
DIV. I ONLY		5-4-3	.54167	140	5-3-2	80	70	86	.5527	83	18	18		
DIV. I NON-CONF.		2-4-2	.375	236	2-3-1	18	20	88	.54944	86	17	17		
<hr/>														
TOTALS	RPI 1-25	RPI 26-50		W-L RECORDS		RPI 51-100		RPI 101-150		RPI 150+				
5-4-3	1-1-0	0-2-0		OVERALL		1-1-1		0-0-1		3-0-1				
4-0-0	1-0-0	0-0-0		HOME		1-0-0		0-0-0		2-0-0				
1-3-3	0-0-0	0-2-0		AWAY		0-1-1		0-0-1		1-0-1				
0-1-0	0-1-0	0-0-0		NEUTRAL		0-0-0		0-0-0		0-0-0				
<hr/>														
2-4-2	1-1-0	0-2-0		NON-CONFERENCE		1-1-1		0-0-1		0-0-0				
2-0-0	1-0-0	0-0-0		HOME		1-0-0		0-0-0		0-0-0				
0-3-2	0-0-0	0-0-		AWAY		0-1-1		0-0-1		0-0-0				
0-1-0	0-1-0	0-0-0		NEUTRAL		0-0-0		0-0-0		0-0-0				
<hr/>														
3-0-1	0-0-0	0-0-0		CONFERENCE		0-0-0		0-0-0		3-0-1				
2-0-0	0-0-0	0-0-0		HOME		0-0-0		0-0-0		2-0-0				
1-0-1	0-0-0	0-0-0		AWAY		0-0-0		0-0-0		1-0-1				
0-0-0	0-0-0	0-0-0		NEUTRAL		0-0-0		0-0-0		0-0-0				
<hr/>														
RPI	S	Opponent	Score		RPI	S	Opponent	Score		RPI	S	Opponent	Score	
23	H	Hofstra	2	1	38	A	Northeastern	1	2	93	H	Providence	2	1
24	N	Northwestern	0	2	41	A	Boston College	1	2	95	A	Marquette	0	3
										97	A	Central Conn. St.	1	1
										121	A	La Salle	0	0
										152	A	Colgate	2	0
										195	H	Loyola Maryland	4	1
										206	H	Bucknell	4	0
										299	A	American	1	1
<hr/>														
LAST 10 GAMES														
195 H Loyola Maryland					4	1	23 H Hofstra					2	1	
152 A Colgate					2	0	97 A Central Conn. St.					1	1	
299 A American					1	1	38 A Northeastern					1	2	
206 H Bucknell					4	0	95 A Marquette					0	3	
93 H Providence					2	1	24 N Northwestern					0	2	

Non-Div. I Games:

Boston U.

Average RPI Win: 218		WON-LOST RECORD	WINNING PCT. RANK	LAST 10 GAMES	STRENGTH OF SCHEDULE	OPP. STRENGTH OF SCHEDULE	TEAM RPI	ADJ RPI		CONF. RPI	ADJ CONF. RPI						
Average RPI Loss: 89																	
DIV. I ONLY		8-4-0	.66667	67	6-4-0	124	198	83	.55249	84	17	17					
DIV. I NON-CONF.		5-3-0	.625	92	3-3-0	132	182	94	.54333	95	19	19					
<hr/>																	
TOTALS		RPI 1-25		RPI 26-50		W-L RECORDS		RPI 51-100		RPI 101-150		RPI 150+					
8-4-0		0-0-0		0-2-0		OVERALL		0-1-0		1-0-0		7-1-0					
6-1-0		0-0-0		0-0-0		HOME		0-0-0		1-0-0		5-1-0					
2-2-0		0-0-0		0-1-0		AWAY		0-1-0		0-0-0		2-0-0					
0-1-0		0-0-0		0-1-0		NEUTRAL		0-0-0		0-0-0		0-0-0					
5-3-0		0-0-0		0-2-0		NON-CONFERENCE		0-0-0		1-0-0		4-1-0					
3-1-0		0-0-0		0-0-0		HOME		0-0-0		1-0-0		2-1-0					
2-1-0		0-0-0		0-0-		AWAY		0-0-0		0-0-0		2-0-0					
0-1-0		0-0-0		0-1-0		NEUTRAL		0-0-0		0-0-0		0-0-0					
3-1-0		0-0-0		0-0-0		CONFERENCE		0-1-0		0-0-0		3-0-0					
3-0-0		0-0-0		0-0-0		HOME		0-0-0		0-0-0		3-0-0					
0-1-0		0-0-0		0-0-0		AWAY		0-1-0		0-0-0		0-0-0					
0-0-0		0-0-0		0-0-0		NEUTRAL		0-0-0		0-0-0		0-0-0					
RPI	S	Opponent		Score		RPI	S	Opponent		Score		RPI	S	Opponent		Score	
28	N	St. John's (NY)		0	1	75	A	Liberty		1	3	134	H	ETSU		2	1
44	A	UNCW		0	2							151	A	Richmond		1	0
												183	A	Western Caro.		2	0
												207	H	Davidson		1	2
												225	H	Charleston So.		1	0
												236	H	Albany (NY)		4	3
												237	H	Radford		3	2
												260	H	UNC Asheville		5	1
												316	H	South Carolina St.		1	0
<hr/>																	
LAST 10 GAMES																	
237	H	Radford		3	2	44	A	UNCW		0	2						
75	A	Liberty		1	3	28	N	St. John's (NY)		0	1						
260	H	UNC Asheville		5	1	183	A	Western Caro.		2	0						
225	H	Charleston So.		1	0	316	H	South Carolina St.		1	0						
134	H	ETSU		2	1	207	H	Davidson		1	2						

Non-Div. I Games:

Campbell

Average RPI Win: 223		WON-LOST RECORD		WINNING PCT. RANK		LAST 10 GAMES		STRENGTH OF SCHEDULE		OPP. STRENGTH OF SCHEDULE		TEAM RPI		ADJ RPI		CONF. RPI		ADJ CONF. RPI	
Average RPI Loss: 0																			
DIV. I ONLY		8-0-3		.86364 11		8-0-2		286		116		85		.55148 85		11		11	
DIV. I NON-CONF.		7-0-2		.88889 9		7-0-1		304		103		105		.53868 106		11		11	
TOTALS		RPI 1-25		RPI 26-50		W-L RECORDS		RPI 51-100		RPI 101-150		RPI 150+							
8-0-3		0-0-0		0-0-0		OVERALL		0-0-1		1-0-1		7-0-1							
4-0-1		0-0-0		0-0-0		HOME		0-0-0		1-0-0		3-0-1							
2-0-2		0-0-0		0-0-0		AWAY		0-0-1		0-0-1		2-0-0							
2-0-0		0-0-0		0-0-0		NEUTRAL		0-0-0		0-0-0		2-0-0							
7-0-2		0-0-0		0-0-0		NON-CONFERENCE		0-0-1		0-0-0		7-0-1							
3-0-1		0-0-0		0-0-0		HOME		0-0-0		0-0-0		3-0-1							
2-0-1		0-0-0		0-0-		AWAY		0-0-1		0-0-0		2-0-0							
2-0-0		0-0-0		0-0-0		NEUTRAL		0-0-0		0-0-0		2-0-0							
1-0-1		0-0-0		0-0-0		CONFERENCE		0-0-0		1-0-1		0-0-0							
1-0-0		0-0-0		0-0-0		HOME		0-0-0		1-0-0		0-0-0							
0-0-1		0-0-0		0-0-0		AWAY		0-0-0		0-0-1		0-0-0							
0-0-0		0-0-0		0-0-0		NEUTRAL		0-0-0		0-0-0		0-0-0							
RPI S	Opponent	Score		RPI S	Opponent	Score		RPI S	Opponent	Score		RPI S	Opponent	Score					
								78 A	Syracuse	0	0	118 A	Penn	0	0				
												138 H	Columbia	1	0				
												165 A	Seton Hall	1	0				
												170 H	Siena	0	0				
												195 H	Loyola Maryland	2	0				
												202 N	Akron	2	0				
												217 N	Cleveland St.	3	0				
												254 H	St. Bonaventure	1	0				
												285 H	Binghamton	1	0				
												324 A	Wagner	2	1				
LAST 10 GAMES																			
								118 A	Penn	0	0	254 H	St. Bonaventure	1	0				
								324 A	Wagner	2	1	78 A	Syracuse	0	0				
								138 H	Columbia	1	0	202 N	Akron	2	0				
								285 H	Binghamton	1	0	217 N	Cleveland St.	3	0				
								165 A	Seton Hall	1	0	195 H	Loyola Maryland	2	0				

Non-Div. I Games:

Cornell

Average RPI Win: 201		WON-LOST	WINNING	LAST 10	STRENGTH OF	OPP. STRENGTH	TEAM	ADJ	CONF.	ADJ CONF.					
Average RPI Loss: 173		RECORD	PCT. RANK	GAMES	SCHEDULE	OF SCHEDULE	RPI	RPI	RPI	RPI					
DIV. I ONLY		8-4-2	.64286	82	6-2-2	102	214	81	.55117	86	12	12			
DIV. I NON-CONF.		7-3-0	.7	60	5-1-0	139	260	81	.54823	88	12	12			
<hr/>															
TOTALS		RPI 1-25		RPI 26-50		W-L RECORDS		RPI 51-100		RPI 101-150		RPI 150+			
8-4-2		0-0-0		0-0-1		OVERALL		0-0-1		1-2-0		7-2-0			
4-2-2		0-0-0		0-0-1		HOME		0-0-1		0-1-0		4-1-0			
4-2-0		0-0-0		0-0-0		AWAY		0-0-0		1-1-0		3-1-0			
0-0-0		0-0-0		0-0-0		NEUTRAL		0-0-0		0-0-0		0-0-0			
<hr/>															
7-3-0		0-0-0		0-0-0		NON-CONFERENCE		0-0-0		1-1-0		6-2-0			
4-2-0		0-0-0		0-0-0		HOME		0-0-0		0-1-0		4-1-0			
3-1-0		0-0-0		0-0-		AWAY		0-0-0		1-0-0		2-1-0			
0-0-0		0-0-0		0-0-0		NEUTRAL		0-0-0		0-0-0		0-0-0			
<hr/>															
1-1-2		0-0-0		0-0-1		CONFERENCE		0-0-1		0-1-0		1-0-0			
0-0-2		0-0-0		0-0-1		HOME		0-0-1		0-0-0		0-0-0			
1-1-0		0-0-0		0-0-0		AWAY		0-0-0		0-1-0		1-0-0			
0-0-0		0-0-0		0-0-0		NEUTRAL		0-0-0		0-0-0		0-0-0			
<hr/>															
RPI	S	Opponent	Score	RPI	S	Opponent	Score	RPI	S	Opponent	Score				
				40	H	Marshall	1 1	79	H	Western Ky.	1 1	104	H	Eastern Wash.	1 2
												128	A	Texas St.	2 1
												145	A	FIU	2 3
												159	H	Weber St.	3 0
												161	A	Fla. Atlantic	2 1
												173	H	Utah Valley	1 0
												175	A	Houston Baptist	2 3
												201	H	Abilene Christian	1 0
												259	A	Nevada	1 0
												261	H	Grand Canyon	4 1
												266	H	Lamar	2 3
												269	A	New Mexico St.	3 1
<hr/>															
LAST 10 GAMES															
				40	H	Marshall	1 1	259	A	Nevada	1 0				
				79	H	Western Ky.	1 1	261	H	Grand Canyon	4 1				
				145	A	FIU	2 3	269	A	New Mexico St.	3 1				
				161	A	Fla. Atlantic	2 1	159	H	Weber St.	3 0				
				173	H	Utah Valley	1 0	266	H	Lamar	2 3				

Non-Div. I Games:

UTEP

Average RPI Win:		173	WON-LOST RECORD		WINNING PCT. RANK	LAST 10 GAMES		STRENGTH OF SCHEDULE		OPP. STRENGTH OF SCHEDULE	TEAM RPI	ADJ RPI	CONF. RPI	ADJ CONF. RPI			
Average RPI Loss:		91															
DIV. I ONLY			8-3-2		.69231	54	6-2-2		174	120	84	.55032	87	9	9		
DIV. I NON-CONF.			7-3-1		.68182	72	5-2-1		201	127	106	.53735	108	9	9		
TOTALS		RPI 1-25		RPI 26-50		W-L RECORDS		RPI 51-100		RPI 101-150		RPI 150+					
8-3-2		0-2-0		0-0-0		OVERALL		2-0-0		2-0-1		4-1-1					
6-2-1		0-1-0		0-0-0		HOME		2-0-0		1-0-1		3-1-0					
1-1-1		0-1-0		0-0-0		AWAY		0-0-0		0-0-0		1-0-1					
1-0-0		0-0-0		0-0-0		NEUTRAL		0-0-0		1-0-0		0-0-0					
7-3-1		0-2-0		0-0-0		NON-CONFERENCE		1-0-0		2-0-0		4-1-1					
5-2-0		0-1-0		0-0-0		HOME		1-0-0		1-0-0		3-1-0					
1-1-1		0-1-0		0-0-		AWAY		0-0-0		0-0-0		1-0-1					
1-0-0		0-0-0		0-0-0		NEUTRAL		0-0-0		1-0-0		0-0-0					
1-0-1		0-0-0		0-0-0		CONFERENCE		1-0-0		0-0-1		0-0-0					
1-0-1		0-0-0		0-0-0		HOME		1-0-0		0-0-1		0-0-0					
0-0-0		0-0-0		0-0-0		AWAY		0-0-0		0-0-0		0-0-0					
0-0-0		0-0-0		0-0-0		NEUTRAL		0-0-0		0-0-0		0-0-0					
RPI	S	Opponent		Score		RPI	S	Opponent		Score		RPI	S	Opponent		Score	
3	A	Stanford		0	1							61	H	San Diego St.		1	0
12	H	Santa Clara		0	2							62	H	Cal Poly		1	0

Non-Div. I Games:

UC Davis

Average RPI Win: 201		WON-LOST	WINNING	LAST 10	STRENGTH OF		OPP. STRENGTH	TEAM	ADJ		CONF.	ADJ CONF.
Average RPI Loss: 85		RECORD	PCT. RANK	GAMES	SCHEDULE		OF SCHEDULE	RPI	RPI		RPI	RPI
DIV. I ONLY		8-5-0	.61538 109	5-5-0	108		139	88	.55011 88		5	5
DIV. I NON-CONF.		8-2-0	.8 34	5-2-0	184		232	69	.56353 71		6	6
TOTALS		RPI 1-25	RPI 26-50		W-L RECORDS		RPI 51-100		RPI 101-150		RPI 150+	
8-5-0		0-2-0	0-0-0		OVERALL		0-1-0		3-1-0		5-1-0	
7-1-0		0-0-0	0-0-0		HOME		0-0-0		3-0-0		4-1-0	
1-4-0		0-2-0	0-0-0		AWAY		0-1-0		0-1-0		1-0-0	
0-0-0		0-0-0	0-0-0		NEUTRAL		0-0-0		0-0-0		0-0-0	
8-2-0		0-0-0	0-0-0		NON-CONFERENCE		0-0-0		3-1-0		5-1-0	
7-1-0		0-0-0	0-0-0		HOME		0-0-0		3-0-0		4-1-0	
1-1-0		0-0-0	0-0-		AWAY		0-0-0		0-1-0		1-0-0	
0-0-0		0-0-0	0-0-0		NEUTRAL		0-0-0		0-0-0		0-0-0	
0-3-0		0-2-0	0-0-0		CONFERENCE		0-1-0		0-0-0		0-0-0	
0-0-0		0-0-0	0-0-0		HOME		0-0-0		0-0-0		0-0-0	
0-3-0		0-2-0	0-0-0		AWAY		0-1-0		0-0-0		0-0-0	
0-0-0		0-0-0	0-0-0		NEUTRAL		0-0-0		0-0-0		0-0-0	
RPI S	Opponent	Score	RPI S	Opponent	Score	RPI S	Opponent	Score	RPI S	Opponent	Score	
9 A	South Fla.	0 1				54 A	UCF	0 1	106 H	Fairleigh Dickinson	3 0	
16 A	UConn	0 1							118 A	Penn	1 2	
									121 H	La Salle	3 0	
									136 H	Saint Joseph's	3 1	
									188 A	New Hampshire	4 0	
									195 H	Loyola Maryland	4 0	
									229 H	Lehigh	2 3	
									262 H	Rider	2 1	
									285 H	Binghamton	4 1	
									311 H	Delaware St.	5 0	
LAST 10 GAMES												
16 A	UConn	0 1	285 H	Binghamton	4 1							
9 A	South Fla.	0 1	188 A	New Hampshire	4 0							
54 A	UCF	0 1	229 H	Lehigh	2 3							
136 H	Saint Joseph's	3 1	118 A	Penn	1 2							
121 H	La Salle	3 0	262 H	Rider	2 1							

Non-Div. I Games:

Temple



Average RPI Win: 223		WON-LOST RECORD		WINNING PCT. RANK		LAST 10 GAMES		STRENGTH OF SCHEDULE		OPP. STRENGTH OF SCHEDULE		TEAM RPI		ADJ RPI		CONF. RPI		ADJ CONF. RPI	
DIV. I ONLY		9-4-1		.67857 64		6-4-0		131		244		89		.54872 89		10		10	
DIV. I NON-CONF.		7-3-1		.68182 72		4-3-0		146		272		98		.54117 99		10		10	
TOTALS		RPI 1-25		RPI 26-50		W-L RECORDS		RPI 51-100		RPI 101-150		RPI 150+							
9-4-1		0-0-0		0-2-0		OVERALL		1-0-0		0-1-0		8-1-1							
6-2-0		0-0-0		0-1-0		HOME		0-0-0		0-1-0		6-0-0							
3-2-1		0-0-0		0-1-0		AWAY		1-0-0		0-0-0		2-1-1							
0-0-0		0-0-0		0-0-0		NEUTRAL		0-0-0		0-0-0		0-0-0							
7-3-1		0-0-0		0-1-0		NON-CONFERENCE		0-0-0		0-1-0		7-1-1							
5-1-0		0-0-0		0-0-0		HOME		0-0-0		0-1-0		5-0-0							
2-2-1		0-0-0		0-0-		AWAY		0-0-0		0-0-0		2-1-1							
0-0-0		0-0-0		0-0-0		NEUTRAL		0-0-0		0-0-0		0-0-0							
2-1-0		0-0-0		0-1-0		CONFERENCE		1-0-0		0-0-0		1-0-0							
1-1-0		0-0-0		0-1-0		HOME		0-0-0		0-0-0		1-0-0							
1-0-0		0-0-0		0-0-0		AWAY		1-0-0		0-0-0		0-0-0							
0-0-0		0-0-0		0-0-0		NEUTRAL		0-0-0		0-0-0		0-0-0							
RPI	S	Opponent		Score		RPI	S	Opponent		Score		RPI	S	Opponent		Score			
				27	A	Kentucky	1	4	93	A	Providence	3	1	135	H	Kent St.	1	2	
				28	H	St. John's (NY)	0	1						211	H	Eastern Mich.	3	0	
														212	H	Milwaukee	1	0	
														216	H	Wright St.	1	0	
														217	A	Cleveland St.	1	1	
														231	A	IUPUI	2	0	
														233	A	Bowling Green	2	0	
														246	H	Villanova	3	0	
														249	A	Indiana St.	2	3	
														272	H	Evansville	2	1	
														290	H	IPFW	2	1	
LAST 10 GAMES																			
				93	A	Providence	3	1	290	H	IPFW	2	1						
				28	H	St. John's (NY)	0	1	135	H	Kent St.	1	2						
				246	H	Villanova	3	0	216	H	Wright St.	1	0						
				27	A	Kentucky	1	4	272	H	Evansville	2	1						
				233	A	Bowling Green	2	0	249	A	Indiana St.	2	3						

Non-Div. I Games:

Butler

Average RPI Win:	200	WON-LOST	WINNING	LAST 10	STRENGTH OF	OPP. STRENGTH	TEAM	ADJ	CONF.	ADJ CONF.	
Average RPI Loss:	123	RECORD	PCT. RANK	GAMES	SCHEDULE	OF SCHEDULE	RPI	RPI	RPI	RPI	
DIV. I ONLY	7-3-1	.68182	60	6-3-1	161	161	90	.54732	90	12	12
DIV. I NON-CONF.	4-3-1	.5625	126	3-3-1	66	161	77	.55319	79	12	12
<hr/>											
TOTALS	RPI 1-25	RPI 26-50		W-L RECORDS	RPI 51-100		RPI 101-150		RPI 150+		
7-3-1	0-0-0	0-0-0		OVERALL	1-1-0		0-1-1		6-1-0		
4-0-1	0-0-0	0-0-0		HOME	0-0-0		0-0-1		4-0-0		
2-2-0	0-0-0	0-0-0		AWAY	0-0-0		0-1-0		2-1-0		
1-1-0	0-0-0	0-0-0		NEUTRAL	1-1-0		0-0-0		0-0-0		
<hr/>											
4-3-1	0-0-0	0-0-0		NON-CONFERENCE	1-1-0		0-1-1		3-1-0		
2-0-1	0-0-0	0-0-0		HOME	0-0-0		0-0-1		2-0-0		
1-2-0	0-0-0	0-0-		AWAY	0-0-0		0-1-0		1-1-0		
1-1-0	0-0-0	0-0-0		NEUTRAL	1-1-0		0-0-0		0-0-0		
<hr/>											
3-0-0	0-0-0	0-0-0		CONFERENCE	0-0-0		0-0-0		3-0-0		
2-0-0	0-0-0	0-0-0		HOME	0-0-0		0-0-0		2-0-0		
1-0-0	0-0-0	0-0-0		AWAY	0-0-0		0-0-0		1-0-0		
0-0-0	0-0-0	0-0-0		NEUTRAL	0-0-0		0-0-0		0-0-0		
<hr/>											
RPI S	Opponent	Score	RPI S	Opponent	Score	RPI S	Opponent	Score	RPI S	Opponent	Score
						55 N	Indiana	0 2	105 H	Lipscomb	2 2
						81 N	Ball St.	1 0	122 A	Murray St.	0 2
									181 H	Charlotte	1 0
									183 H	Western Caro.	1 0
									189 A	Tennessee Tech	1 0
									193 A	Mercer	0 1
									214 H	Jacksonville St.	1 0
									270 A	UAB	2 1
									280 H	Southern Miss.	1 0
						<hr/>					
			LAST 10 GAMES								
			181 H Charlotte			1 0	105 H Lipscomb			2 2	
			270 A UAB			2 1	81 N Ball St.			1 0	
			280 H Southern Miss.			1 0	55 N Indiana			0 2	
			193 A Mercer			0 1	183 H Western Caro.			1 0	
			122 A Murray St.			0 2	214 H Jacksonville St.			1 0	

Non-Div. I Games:

Middle Tenn.

[illegible]

**Non-Div. I Games:**

Fordham

Average RPI Win:	180	WON-LOST	WINNING	LAST 10	STRENGTH OF	OPP. STRENGTH	TEAM	ADJ	CONF.	ADJ CONF.	
Average RPI Loss:	76	RECORD	PCT. RANK	GAMES	SCHEDULE	OF SCHEDULE	RPI	RPI	RPI	RPI	
DIV. I ONLY	7-4-0	.63636	85	6-4-0	149	110	92	.54674	92	14	14
DIV. I NON-CONF.	5-4-0	.55556	134	4-4-0	151	95	123	.52952	118	13	13
<hr/>											
TOTALS	RPI 1-25	RPI 26-50		W-L RECORDS	RPI 51-100		RPI 101-150		RPI 150+		
7-4-0	0-0-0	0-1-0		OVERALL	2-2-0		2-1-0		3-0-0		
4-1-0	0-0-0	0-0-0		HOME	2-0-0		1-1-0		1-0-0		
2-3-0	0-0-0	0-1-0		AWAY	0-2-0		0-0-0		2-0-0		
1-0-0	0-0-0	0-0-0		NEUTRAL	0-0-0		1-0-0		0-0-0		
<hr/>											
5-4-0	0-0-0	0-1-0		NON-CONFERENCE	2-2-0		1-1-0		2-0-0		
3-1-0	0-0-0	0-0-0		HOME	2-0-0		0-1-0		1-0-0		
1-3-0	0-0-0	0-0-		AWAY	0-2-0		0-0-0		1-0-0		
1-0-0	0-0-0	0-0-0		NEUTRAL	0-0-0		1-0-0		0-0-0		
<hr/>											
2-0-0	0-0-0	0-0-0		CONFERENCE	0-0-0		1-0-0		1-0-0		
1-0-0	0-0-0	0-0-0		HOME	0-0-0		1-0-0		0-0-0		
1-0-0	0-0-0	0-0-0		AWAY	0-0-0		0-0-0		1-0-0		
0-0-0	0-0-0	0-0-0		NEUTRAL	0-0-0		0-0-0		0-0-0		
<hr/>											
RPI S	Opponent	Score	RPI S	Opponent	Score	RPI S	Opponent	Score	RPI S	Opponent	Score
			42 A	Cal St. Fullerton	1 4	51 A	Georgetown	1 4	103 N	UC Riverside	1 0
						75 H	Liberty	3 0	112 H	Drexel	0 1
						99 H	East Carolina	3 0	136 H	Saint Joseph's	2 0
						100 A	Delaware	1 3	254 A	St. Bonaventure	2 1
									284 A	UMBC	2 0
									311 H	Delaware St.	2 0
<hr/>											
LAST 10 GAMES											
			254 A	St. Bonaventure	2 1	100 A	Delaware	1 3			
			136 H	Saint Joseph's	2 0	51 A	Georgetown	1 4			
			284 A	UMBC	2 0	112 H	Drexel	0 1			
			311 H	Delaware St.	2 0	99 H	East Carolina	3 0			
			75 H	Liberty	3 0	42 A	Cal St. Fullerton	1 4			

Non-Div. I Games:

George Washington

Average RPI Win: 160		WON-LOST	WINNING	LAST 10	STRENGTH OF		OPP. STRENGTH	TEAM	ADJ	CONF.	ADJ CONF.
Average RPI Loss: 84		RECORD	PCT. RANK	GAMES	SCHEDULE		OF SCHEDULE	RPI	RPI	RPI	RPI
DIV. I ONLY		8-5-0	.61538	109	5-5-0		171	59	97	.54437	93
DIV. I NON-CONF.		7-3-0	.7	60	4-3-0		209	39	79	.55475	77
TOTALS		RPI 1-25	RPI 26-50		W-L RECORDS		RPI 51-100		RPI 101-150		RPI 150+
8-5-0		0-0-0	1-1-0		OVERALL		1-3-0		2-0-0		4-1-0
4-2-0		0-0-0	0-0-0		HOME		1-2-0		1-0-0		2-0-0
4-3-0		0-0-0	1-1-0		AWAY		0-1-0		1-0-0		2-1-0
0-0-0		0-0-0	0-0-0		NEUTRAL		0-0-0		0-0-0		0-0-0
7-3-0		0-0-0	1-1-0		NON-CONFERENCE		1-1-0		2-0-0		3-1-0
4-0-0		0-0-0	0-0-0		HOME		1-0-0		1-0-0		2-0-0
3-3-0		0-0-0	1-0-		AWAY		0-1-0		1-0-0		1-1-0
0-0-0		0-0-0	0-0-0		NEUTRAL		0-0-0		0-0-0		0-0-0
1-2-0		0-0-0	0-0-0		CONFERENCE		0-2-0		0-0-0		1-0-0
0-2-0		0-0-0	0-0-0		HOME		0-2-0		0-0-0		0-0-0
1-0-0		0-0-0	0-0-0		AWAY		0-0-0		0-0-0		1-0-0
0-0-0		0-0-0	0-0-0		NEUTRAL		0-0-0		0-0-0		0-0-0
RPI S	Opponent	Score	RPI S	Opponent	Score	RPI S	Opponent	Score	RPI S	Opponent	Score
			41 A	Boston College	3 2	51 H	Georgetown	1 2	115 A	Harvard	1 0
			46 A	Cincinnati	0 1	78 H	Syracuse	1 0	120 H	Maine	2 1
						83 A	Boston U.	1 2	152 A	Colgate	1 3
						89 H	Butler	1 3	154 A	Brown	2 1
									220 A	Xavier	1 0
									253 H	Marist	2 1
									300 H	Bryant	1 0
LAST 10 GAMES											
			89 H	Butler	1 3	41 A	Boston College	3 2			
			220 A	Xavier	1 0	154 A	Brown	2 1			
			51 H	Georgetown	1 2	152 A	Colgate	1 3			
			115 A	Harvard	1 0	120 H	Maine	2 1			
			83 A	Boston U.	1 2	46 A	Cincinnati	0 1			

Non-Div. I Games:

Providence

Average RPI Win:	214	WON-LOST	WINNING	LAST 10	STRENGTH OF	OPP. STRENGTH	TEAM	ADJ	CONF.	ADJ CONF.		
Average RPI Loss:	219	RECORD	PCT. RANK	GAMES	SCHEDULE	OF SCHEDULE	RPI	RPI	RPI	RPI		
DIV. I ONLY		8-1-2	.81818	15	7-1-2	260	204	96	.54408	94	26	27
DIV. I NON-CONF.		4-1-2	.71429	56	3-1-2	180	180	87	.55101	82	29	29
<hr/>												
TOTALS	RPI 1-25	RPI 26-50		W-L RECORDS		RPI 51-100		RPI 101-150		RPI 150+		
8-1-2	0-0-0	1-0-0		OVERALL		0-0-0		1-0-0		6-1-2		
5-0-1	0-0-0	1-0-0		HOME		0-0-0		1-0-0		3-0-1		
3-1-1	0-0-0	0-0-0		AWAY		0-0-0		0-0-0		3-1-1		
0-0-0	0-0-0	0-0-0		NEUTRAL		0-0-0		0-0-0		0-0-0		
<hr/>												
4-1-2	0-0-0	1-0-0		NON-CONFERENCE		0-0-0		1-0-0		2-1-2		
3-0-1	0-0-0	1-0-0		HOME		0-0-0		1-0-0		1-0-1		
1-1-1	0-0-0	0-0-		AWAY		0-0-0		0-0-0		1-1-1		
0-0-0	0-0-0	0-0-0		NEUTRAL		0-0-0		0-0-0		0-0-0		
<hr/>												
4-0-0	0-0-0	0-0-0		CONFERENCE		0-0-0		0-0-0		4-0-0		
2-0-0	0-0-0	0-0-0		HOME		0-0-0		0-0-0		2-0-0		
2-0-0	0-0-0	0-0-0		AWAY		0-0-0		0-0-0		2-0-0		
0-0-0	0-0-0	0-0-0		NEUTRAL		0-0-0		0-0-0		0-0-0		
<hr/>												
RPI	S	Opponent	Score	RPI	S	Opponent	Score	RPI	S	Opponent	Score	
				40	H	Marshall	1 0					
								106	H	Fairleigh Dickinson	5 3	
								165	H	Seton Hall	0 0	
								170	A	Siena	1 0	
								195	A	Loyola Maryland	2 0	
								219	A	Lafayette	2 3	
								229	A	Lehigh	2 2	
								253	H	Marist	3 1	
								308	H	Canisius	5 0	
								319	H	NJIT	2 0	
								320	A	Iona	3 1	
<hr/>												
				LAST 10 GAMES								
				170	A	Siena	1 0	165	H	Seton Hall	0 0	
				320	A	Iona	3 1	219	A	Lafayette	2 3	
				308	H	Canisius	5 0	106	H	Fairleigh Dickinson	5 3	
				253	H	Marist	3 1	319	H	NJIT	2 0	
				229	A	Lehigh	2 2	195	A	Loyola Maryland	2 0	

Non-Div. I Games:

Monmouth

Average RPI Win: 132		WON-LOST	WINNING	LAST 10	STRENGTH OF		OPP. STRENGTH	TEAM	ADJ	CONF.	ADJ CONF.
Average RPI Loss: 82		RECORD	PCT. RANK	GAMES	SCHEDULE		OF SCHEDULE	RPI	RPI	RPI	RPI
DIV. I ONLY		4-6-3	.42308	202	3-4-3		31	109	98	.54402	95
DIV. I NON-CONF.		3-4-3	.45	192	2-2-3		22	107	85	.55298	80
TOTALS		RPI 1-25	RPI 26-50		W-L RECORDS		RPI 51-100		RPI 101-150		RPI 150+
4-6-3	0-0-0	0-2-1		OVERALL		2-2-0		0-1-0		2-1-2	
3-3-1	0-0-0	0-1-0		HOME		1-1-0		0-1-0		2-0-1	
1-3-2	0-0-0	0-1-1		AWAY		1-1-0		0-0-0		0-1-1	
0-0-0	0-0-0	0-0-0		NEUTRAL		0-0-0		0-0-0		0-0-0	
3-4-3	0-0-0	0-1-1		NON-CONFERENCE		2-2-0		0-1-0		1-0-2	
2-3-1	0-0-0	0-1-0		HOME		1-1-0		0-1-0		1-0-1	
1-1-2	0-0-0	0-1-		AWAY		1-1-0		0-0-0		0-0-1	
0-0-0	0-0-0	0-0-0		NEUTRAL		0-0-0		0-0-0		0-0-0	
1-2-0	0-0-0	0-1-0		CONFERENCE		0-0-0		0-0-0		1-1-0	
1-0-0	0-0-0	0-0-0		HOME		0-0-0		0-0-0		1-0-0	
0-2-0	0-0-0	0-1-0		AWAY		0-0-0		0-0-0		0-1-0	
0-0-0	0-0-0	0-0-0		NEUTRAL		0-0-0		0-0-0		0-0-0	
RPI S	Opponent	Score	RPI S	Opponent	Score	RPI S	Opponent	Score	RPI S	Opponent	Score
			26 H	Minnesota	1 2	53 A	LSU	1 5	148 H	Portland	3 4
			28 A	St. John's (NY)	0 3	64 A	Michigan	2 1	165 A	Seton Hall	0 1
			29 A	South Ala.	1 1	74 H	Utah	0 1	174 H	Creighton	5 1
						83 H	Boston U.	3 0	180 H	South Dakota St.	1 1
									208 H	Northern Ariz.	2 1
									212 A	Milwaukee	1 1
LAST 10 GAMES											
			28 A	St. John's (NY)	0 3	29 A	South Ala.	1 1			
			165 A	Seton Hall	0 1	180 H	South Dakota St.	1 1			
			174 H	Creighton	5 1	208 H	Northern Ariz.	2 1			
			212 A	Milwaukee	1 1	26 H	Minnesota	1 2			
			53 A	LSU	1 5	83 H	Boston U.	3 0			

Non-Div. I Games:

Marquette

Average RPI Win:	159	WON-LOST	WINNING	LAST 10	STRENGTH OF	OPP. STRENGTH	TEAM	ADJ	CONF.	ADJ CONF.	
Average RPI Loss:	61	RECORD	PCT. RANK	GAMES	SCHEDULE	OF SCHEDULE	RPI	RPI	RPI	RPI	
DIV. I ONLY	5-6-1	.45833	186	3-6-1	63	48	95	.544	96	3	3
DIV. I NON-CONF.	4-3-0	.57143	116	2-3-0	65	84	70	.56478	69	3	3
<hr/>											
TOTALS	RPI 1-25	RPI 26-50		W-L RECORDS	RPI 51-100		RPI 101-150		RPI 150+		
5-6-1	0-1-1	0-2-0		OVERALL	1-1-0		1-2-0		3-0-0		
3-3-1	0-0-1	0-1-0		HOME	1-1-0		0-1-0		2-0-0		
2-3-0	0-1-0	0-1-0		AWAY	0-0-0		1-1-0		1-0-0		
0-0-0	0-0-0	0-0-0		NEUTRAL	0-0-0		0-0-0		0-0-0		
4-3-0	0-1-0	0-0-0		NON-CONFERENCE	1-1-0		0-1-0		3-0-0		
3-1-0	0-0-0	0-0-0		HOME	1-1-0		0-0-0		2-0-0		
1-2-0	0-1-0	0-0-		AWAY	0-0-0		0-1-0		1-0-0		
0-0-0	0-0-0	0-0-0		NEUTRAL	0-0-0		0-0-0		0-0-0		
1-3-1	0-0-1	0-2-0		CONFERENCE	0-0-0		1-1-0		0-0-0		
0-2-1	0-0-1	0-1-0		HOME	0-0-0		0-1-0		0-0-0		
1-1-0	0-0-0	0-1-0		AWAY	0-0-0		1-0-0		0-0-0		
0-0-0	0-0-0	0-0-0		NEUTRAL	0-0-0		0-0-0		0-0-0		
RPI S	Opponent	Score	RPI S	Opponent	Score	RPI S	Opponent	Score	RPI S	Opponent	Score
1 A	Penn St.	2 4	27 A	Kentucky	1 2	67 H	Kansas	1 2	109 A	Rice	1 2
15 H	South Carolina	2 2	45 H	Tennessee	0 1	80 H	TCU	1 0	116 A	Georgia	2 1
									119 H	Mississippi St.	1 2
									185 H	UMKC	1 0
									187 H	Stephen F. Austin	4 1
									227 A	Yale	4 1
<hr/>											
LAST 10 GAMES											
15 H South Carolina 2 2						185 H UMKC 1 0					
27 A Kentucky 1 2						45 H Tennessee 0 1					
116 A Georgia 2 1						109 A Rice 1 2					
119 H Mississippi St. 1 2						1 A Penn St. 2 4					
67 H Kansas 1 2						227 A Yale 4 1					

Non-Div. I Games:

Arkansas



Average RPI Win:		250	WON-LOST RECORD		WINNING PCT. RANK		LAST 10 GAMES		STRENGTH OF SCHEDULE		OPP. STRENGTH OF SCHEDULE		TEAM RPI		ADJ RPI		CONF. RPI		ADJ CONF. RPI				
DIV. I ONLY			5-2-2		.66667	67	5-2-2		170		132		93		.54398		97		30		30		
DIV. I NON-CONF.			4-2-2		.625	92	4-2-2		129		108		80		.55044		83		30		30		
TOTALS		RPI 1-25		RPI 26-50		W-L RECORDS		RPI 51-100		RPI 101-150		RPI 150+											
5-2-2		0-2-0		0-0-0		OVERALL		0-0-1		0-0-0		5-0-1											
2-1-1		0-1-0		0-0-0		HOME		0-0-1		0-0-0		2-0-0											
2-0-0		0-0-0		0-0-0		AWAY		0-0-0		0-0-0		2-0-0											
1-1-1		0-1-0		0-0-0		NEUTRAL		0-0-0		0-0-0		1-0-1											
4-2-2		0-2-0		0-0-0		NON-CONFERENCE		0-0-1		0-0-0		4-0-1											
1-1-1		0-1-0		0-0-0		HOME		0-0-1		0-0-0		1-0-0											
2-0-0		0-0-0		0-0-		AWAY		0-0-0		0-0-0		2-0-0											
1-1-1		0-1-0		0-0-0		NEUTRAL		0-0-0		0-0-0		1-0-1											
1-0-0		0-0-0		0-0-0		CONFERENCE		0-0-0		0-0-0		1-0-0											
1-0-0		0-0-0		0-0-0		HOME		0-0-0		0-0-0		1-0-0											
0-0-0		0-0-0		0-0-0		AWAY		0-0-0		0-0-0		0-0-0											
0-0-0		0-0-0		0-0-0		NEUTRAL		0-0-0		0-0-0		0-0-0											
RPI	S	Opponent		Score		RPI	S	Opponent		Score		RPI	S	Opponent		Score							
16	H	UConn		1	2							83	H	Boston U.		1	1	156	N	Massachusetts		1	1
23	N	Hofstra		0	4													170	A	Siena		1	0
																		238	N	Stony Brook		3	1
																		252	A	Fairfield		1	0
																		295	H	LIU Brooklyn		5	1
																		297	H	UMass Lowell		4	0
						LAST 10 GAMES																	
						295	H	LIU Brooklyn		5	1	23	N	Hofstra		0	4						
						297	H	UMass Lowell		4	0	156	N	Massachusetts		1	1						
						16	H	UConn		1	2	252	A	Fairfield		1	0						
						170	A	Siena		1	0	238	N	Stony Brook		3	1						
						83	H	Boston U.		1	1												

Non-Div. I Games:

Central Conn. St.

Average RPI Win: 137		WON-LOST RECORD		WINNING PCT. RANK		LAST 10 GAMES		STRENGTH OF SCHEDULE		OPP. STRENGTH OF SCHEDULE		TEAM RPI		ADJ RPI		CONF. RPI		ADJ CONF. RPI	
DIV. I ONLY		6-4-2		.58333 121		4-4-2		168		35		103		.54324 98		8		8	
DIV. I NON-CONF.		5-3-2		.6 105		3-3-2		119		14		71		.56608 68		8		8	
TOTALS		RPI 1-25		RPI 26-50		W-L RECORDS		RPI 51-100		RPI 101-150		RPI 150+							
6-4-2		1-0-1		0-0-0		OVERALL		1-1-1		1-2-0		3-1-0							
4-2-2		0-0-1		0-0-0		HOME		1-0-1		1-1-0		2-1-0							
1-1-0		1-0-0		0-0-0		AWAY		0-1-0		0-0-0		0-0-0							
1-1-0		0-0-0		0-0-0		NEUTRAL		0-0-0		0-1-0		1-0-0							
5-3-2		1-0-1		0-0-0		NON-CONFERENCE		1-1-1		1-1-0		2-1-0							
3-1-2		0-0-1		0-0-0		HOME		1-0-1		1-0-0		1-1-0							
1-1-0		1-0-0		0-0-		AWAY		0-1-0		0-0-0		0-0-0							
1-1-0		0-0-0		0-0-0		NEUTRAL		0-0-0		0-1-0		1-0-0							
1-1-0		0-0-0		0-0-0		CONFERENCE		0-0-0		0-1-0		1-0-0							
1-1-0		0-0-0		0-0-0		HOME		0-0-0		0-1-0		1-0-0							
0-0-0		0-0-0		0-0-0		AWAY		0-0-0		0-0-0		0-0-0							
0-0-0		0-0-0		0-0-0		NEUTRAL		0-0-0		0-0-0		0-0-0							
RPI	S	Opponent		Score		RPI	S	Opponent		Score		RPI	S	Opponent		Score			
11	A	Arizona		1	0							108	N	Arizona St.		0	5		
18	H	Virginia		2	2							132	H	St. Mary's (CA)		0	1		
												133	H	CSUN		1	0		
												171	N	North Carolina St.		1	0		
												182	H	Iowa St.		0	1		
												204	H	Toledo		3	0		
												248	H	Pacific		1	0		
LAST 10 GAMES																			
						248	H	Pacific		1	0	132	H	St. Mary's (CA)		0	1		
						62	H	Cal Poly		1	1	18	H	Virginia		2	2		
						71	A	UCLA		0	1	204	H	Toledo		3	0		
						11	A	Arizona		1	0	182	H	Iowa St.		0	1		
						108	N	Arizona St.		0	5	52	H	Wisconsin		2	0		

Non-Div. I Games:

Pepperdine

Average RPI Win:	158	WON-LOST	WINNING	LAST 10	STRENGTH OF	OPP. STRENGTH	TEAM	ADJ	CONF.	ADJ CONF.			
Average RPI Loss:	64	RECORD	PCT. RANK	GAMES	SCHEDULE	OF SCHEDULE	RPI	RPI	RPI	RPI			
DIV. I ONLY		7-6-1	.53571	155	6-4-0	104	61	94	.54268	99	5	5	
DIV. I NON-CONF.		5-4-1	.55	148	4-2-0	102	90	92	.54412	93	6	6	
<hr/>													
TOTALS	RPI 1-25	RPI 26-50		W-L RECORDS		RPI 51-100		RPI 101-150		RPI 150+			
7-6-1	0-1-0	0-2-0		OVERALL		1-2-0		1-1-1		5-0-0			
4-2-1	0-1-0	0-1-0		HOME		1-0-0		0-0-1		3-0-0			
3-4-0	0-0-0	0-1-0		AWAY		0-2-0		1-1-0		2-0-0			
0-0-0	0-0-0	0-0-0		NEUTRAL		0-0-0		0-0-0		0-0-0			
5-4-1	0-0-0	0-2-0		NON-CONFERENCE		0-2-0		1-0-1		4-0-0			
3-1-1	0-0-0	0-1-0		HOME		0-0-0		0-0-1		3-0-0			
2-3-0	0-0-0	0-0-		AWAY		0-2-0		1-0-0		1-0-0			
0-0-0	0-0-0	0-0-0		NEUTRAL		0-0-0		0-0-0		0-0-0			
2-2-0	0-1-0	0-0-0		CONFERENCE		1-0-0		0-1-0		1-0-0			
1-1-0	0-1-0	0-0-0		HOME		1-0-0		0-0-0		0-0-0			
1-1-0	0-0-0	0-0-0		AWAY		0-0-0		0-1-0		1-0-0			
0-0-0	0-0-0	0-0-0		NEUTRAL		0-0-0		0-0-0		0-0-0			
<hr/>													
RPI	S	Opponent	Score	RPI	S	Opponent	Score	RPI	S	Opponent	Score		
9	H	South Fla.	1 2	44	H	UNCW	0 2	54	H	UCF	1 0		
				50	A	James Madison	0 1						
								56	A	William & Mary	0 3		
								92	A	George Washington	0 3		
										124	A	UNCG	3 0
										131	A	SMU	1 2
										137	H	Loyola Chicago	0 0
										158	H	Old Dominion	1 0
										181	A	Charlotte	3 2
										183	H	Western Caro.	1 0
										194	A	Houston	2 0
										209	H	George Mason	2 0
<hr/>													
				LAST 10 GAMES									
				54 H UCF 1 0				9 H South Fla. 1 2					
				131 A SMU 1 2				181 A Charlotte 3 2					
				194 A Houston 2 0				183 H Western Caro. 1 0					
				158 H Old Dominion 1 0				124 A UNCG 3 0					
				44 H UNCW 0 2				50 A James Madison 0 1					

**Non-Div. I Games:**

East Carolina

Average RPI Win:		140	WON-LOST RECORD		WINNING PCT. RANK		LAST 10 GAMES		STRENGTH OF SCHEDULE		OPP. STRENGTH OF SCHEDULE		TEAM RPI		ADJ RPI		CONF. RPI		ADJ CONF. RPI			
DIV. I ONLY			5-6-2		.46154 180		3-5-2		60		79		101		.5406 100		7 7					
DIV. I NON-CONF.			5-4-0		.55556 134		3-3-0		94		54		78		.55446 78		7 7					
TOTALS		RPI 1-25		RPI 26-50		W-L RECORDS		RPI 51-100		RPI 101-150		RPI 150+										
5-6-2		0-1-0		0-1-1		OVERALL		2-1-0		0-2-0		3-1-1										
3-2-1		0-0-0		0-1-0		HOME		1-1-0		0-0-0		2-0-1										
2-3-1		0-1-0		0-0-1		AWAY		1-0-0		0-2-0		1-0-0										
0-1-0		0-0-0		0-0-0		NEUTRAL		0-0-0		0-0-0		0-1-0										
5-4-0		0-1-0		0-0-0		NON-CONFERENCE		2-1-0		0-1-0		3-1-0										
3-1-0		0-0-0		0-0-0		HOME		1-1-0		0-0-0		2-0-0										
2-2-0		0-1-0		0-0-		AWAY		1-0-0		0-1-0		1-0-0										
0-1-0		0-0-0		0-0-0		NEUTRAL		0-0-0		0-0-0		0-1-0										
0-2-2		0-0-0		0-1-1		CONFERENCE		0-0-0		0-1-0		0-0-1										
0-1-1		0-0-0		0-1-0		HOME		0-0-0		0-0-0		0-0-1										
0-1-1		0-0-0		0-0-1		AWAY		0-0-0		0-1-0		0-0-0										
0-0-0		0-0-0		0-0-0		NEUTRAL		0-0-0		0-0-0		0-0-0										
RPI	S	Opponent		Score		RPI	S	Opponent		Score		RPI	S	Opponent		Score						
18	A	Virginia		1	6	44	A	UNCW		2	2	51	H	Georgetown		0	2	110	A	Col. of Charleston	0	1
						50	H	James Madison		2	3	57	A	Princeton		1	0	136	A	Saint Joseph's	0	2
												92	H	George Washington		3	1	151	N	Richmond	0	4
																		154	H	Brown	6	1
																		191	H	Towson	1	1
																		195	A	Loyola Maryland	2	1
																		203	H	Army West Point	2	0
LAST 10 GAMES																						
50 H James Madison						2	3	191 H Towson						1	1							
44 A UNCW						2	2	57 A Princeton						1	0							
110 A Col. of Charleston						0	1	154 H Brown						6	1							
136 A Saint Joseph's						0	2	51 H Georgetown						0	2							
92 H George Washington						3	1	18 A Virginia						1	6							

**Non-Div. I Games:**

Delaware

Average RPI Win:	215	WON-LOST RECORD	WINNING PCT. RANK	LAST 10 GAMES	STRENGTH OF SCHEDULE	OPP. STRENGTH OF SCHEDULE	TEAM RPI	ADJ RPI	CONF. RPI	ADJ CONF. RPI		
DIV. I ONLY		6-5-1	.54167	140	5-4-1	99	101	99	.54021	101	2	2
DIV. I NON-CONF.		4-3-1	.5625	126	3-2-1	103	147	97	.54122	98	2	2
<hr/>												
TOTALS	RPI 1-25		RPI 26-50		W-L RECORDS		RPI 51-100		RPI 101-150		RPI 150+	
6-5-1	0-1-0		0-3-0		OVERALL		1-1-0		0-0-1		5-0-0	
4-2-0	0-1-0		0-0-0		HOME		0-1-0		0-0-0		4-0-0	
2-3-1	0-0-0		0-3-0		AWAY		1-0-0		0-0-1		1-0-0	
0-0-0	0-0-0		0-0-0		NEUTRAL		0-0-0		0-0-0		0-0-0	
4-3-1	0-1-0		0-2-0		NON-CONFERENCE		0-0-0		0-0-1		4-0-0	
3-1-0	0-1-0		0-0-0		HOME		0-0-0		0-0-0		3-0-0	
1-2-1	0-0-0		0-0-		AWAY		0-0-0		0-0-1		1-0-0	
0-0-0	0-0-0		0-0-0		NEUTRAL		0-0-0		0-0-0		0-0-0	
2-2-0	0-0-0		0-1-0		CONFERENCE		1-1-0		0-0-0		1-0-0	
1-1-0	0-0-0		0-0-0		HOME		0-1-0		0-0-0		1-0-0	
1-1-0	0-0-0		0-1-0		AWAY		1-0-0		0-0-0		0-0-0	
0-0-0	0-0-0		0-0-0		NEUTRAL		0-0-0		0-0-0		0-0-0	
<hr/>												
RPI S	Opponent	Score	RPI S	Opponent	Score	RPI S	Opponent	Score	RPI S	Opponent	Score	
14 H	Washington	1 2	27 A	Kentucky	0 1	70 H	Pittsburgh	0 1	135 A	Kent St.	2 2	
			39 A	Ole Miss	1 2	78 A	Syracuse	1 0	179 H	Miami (FL)	1 0	
			41 A	Boston College	0 2				216 H	Wright St.	2 1	
									267 H	Southeast Mo. St.	2 0	
									270 A	UAB	1 0	
									281 H	Morehead St.	1 0	
<hr/>												
LAST 10 GAMES												
281 H	Morehead St.	1 0	78 A	Syracuse	1 0							
70 H	Pittsburgh	0 1	270 A	UAB	1 0							
179 H	Miami (FL)	1 0	267 H	Southeast Mo. St.	2 0							
41 A	Boston College	0 2	27 A	Kentucky	0 1							
39 A	Ole Miss	1 2	135 A	Kent St.	2 2							

**Non-Div. I Games:**

Louisville

Average RPI Win: 148		WON-LOST	WINNING	LAST 10	STRENGTH OF	OPP. STRENGTH	TEAM	ADJ	CONF.	ADJ CONF.							
Average RPI Loss: 60		RECORD	PCT. RANK	GAMES	SCHEDULE	OF SCHEDULE	RPI	RPI	RPI	RPI							
DIV. I ONLY		5-6-2	.46154	180	3-5-2	72	49	100	.53875	102	6	6					
DIV. I NON-CONF.		5-3-0	.625	92	3-3-0	120	30	68	.56416	70	5	5					
<hr/>																	
TOTALS		RPI 1-25		RPI 26-50		W-L RECORDS		RPI 51-100		RPI 101-150		RPI 150+					
5-6-2		0-1-0		0-2-1		OVERALL		0-2-1		3-1-0		2-0-0					
3-1-2		0-0-0		0-1-1		HOME		0-0-1		2-0-0		1-0-0					
2-5-0		0-1-0		0-1-0		AWAY		0-2-0		1-1-0		1-0-0					
0-0-0		0-0-0		0-0-0		NEUTRAL		0-0-0		0-0-0		0-0-0					
5-3-0		0-1-0		0-1-0		NON-CONFERENCE		0-1-0		3-0-0		2-0-0					
3-0-0		0-0-0		0-0-0		HOME		0-0-0		2-0-0		1-0-0					
2-3-0		0-1-0		0-0-		AWAY		0-1-0		1-0-0		1-0-0					
0-0-0		0-0-0		0-0-0		NEUTRAL		0-0-0		0-0-0		0-0-0					
0-3-2		0-0-0		0-1-1		CONFERENCE		0-1-1		0-1-0		0-0-0					
0-1-2		0-0-0		0-1-1		HOME		0-0-1		0-0-0		0-0-0					
0-2-0		0-0-0		0-0-0		AWAY		0-1-0		0-1-0		0-0-0					
0-0-0		0-0-0		0-0-0		NEUTRAL		0-0-0		0-0-0		0-0-0					
RPI	S	Opponent		Score		RPI	S	Opponent		Score		RPI	S	Opponent		Score	
17	A	Florida		2	3	32	H	Texas Tech		2	2	54	A	UCF		1	2
						35	A	Washington St.		1	2	58	H	Texas		0	0
						43	H	Oklahoma		0	2	80	A	TCU		0	3

Non-Div. I Games:

Oklahoma St.

Average RPI Win: 209		WON-LOST RECORD		WINNING PCT. RANK		LAST 10 GAMES		STRENGTH OF SCHEDULE		OPP. STRENGTH OF SCHEDULE		TEAM RPI		ADJ RPI		CONF. RPI		ADJ CONF. RPI	
DIV. I ONLY		6-6-0		.5 158		5-5-0		75		113		104		.53818 103		9		9	
DIV. I NON-CONF.		6-5-0		.54545 153		5-4-0		62		104		75		.55712 74		9		9	
TOTALS		RPI 1-25		RPI 26-50		W-L RECORDS		RPI 51-100		RPI 101-150		RPI 150+							
6-6-0		0-3-0		0-1-0		OVERALL		1-1-0		0-0-0		5-1-0							
2-2-0		0-2-0		0-0-0		HOME		0-0-0		0-0-0		2-0-0							
3-3-0		0-1-0		0-1-0		AWAY		0-0-0		0-0-0		3-1-0							
1-1-0		0-0-0		0-0-0		NEUTRAL		1-1-0		0-0-0		0-0-0							
6-5-0		0-3-0		0-1-0		NON-CONFERENCE		1-1-0		0-0-0		5-0-0							
2-2-0		0-2-0		0-0-0		HOME		0-0-0		0-0-0		2-0-0							
3-2-0		0-1-0		0-0-		AWAY		0-0-0		0-0-0		3-0-0							
1-1-0		0-0-0		0-0-0		NEUTRAL		1-1-0		0-0-0		0-0-0							
0-1-0		0-0-0		0-0-0		CONFERENCE		0-0-0		0-0-0		0-1-0							
0-0-0		0-0-0		0-0-0		HOME		0-0-0		0-0-0		0-0-0							
0-1-0		0-0-0		0-0-0		AWAY		0-0-0		0-0-0		0-1-0							
0-0-0		0-0-0		0-0-0		NEUTRAL		0-0-0		0-0-0		0-0-0							
RPI	S	Opponent		Score		RPI	S	Opponent		Score		RPI	S	Opponent		Score			
11	H	Arizona		1	2	48	A	Loyola Marymount		0	1	75	N	Liberty		3	1		
21	A	California		0	1							92	N	George Washington		0	1		
25	H	Southern California		0	2									162 A North Dakota St.		1	0		
														175 H Houston Baptist		2	0		
														176 A UC Irvine		0	1		
														244 H Southern Utah		4	2		
														283 A CSU Bakersfield		3	0		
														312 A South Dakota		2	0		
LAST 10 GAMES																			
162	A	North Dakota St.		1	0	176	A	UC Irvine		0	1	283	A	CSU Bakersfield		3	0		
312	A	South Dakota		2	0	244	H	Southern Utah		4	2	25	H	Southern California		0	2		
11	H	Arizona		1	2	175	H	Houston Baptist		2	0								
48	A	Loyola Marymount		0	1														
21	A	California		0	1														

Non-Div. I Games:

UC Riverside

Average RPI Win:	223	WON-LOST	WINNING	LAST 10	STRENGTH OF	OPP. STRENGTH	TEAM	ADJ	CONF.	ADJ CONF.				
Average RPI Loss:	87	RECORD	PCT. RANK	GAMES	SCHEDULE	OF SCHEDULE	RPI	RPI	RPI	RPI				
DIV. I ONLY	10-1-1	.875	6	8-1-1	297	169	102	.53773	104	21	21			
DIV. I NON-CONF.	5-1-1	.78571	37	3-1-1	272	189	117	.52901	120	20	20			
<hr/>														
TOTALS	RPI 1-25	RPI 26-50		W-L RECORDS		RPI 51-100		RPI 101-150		RPI 150+				
10-1-1	0-0-0	0-0-0		OVERALL		1-1-0		1-0-0		8-0-1				
3-0-1	0-0-0	0-0-0		HOME		0-0-0		0-0-0		3-0-1				
7-0-0	0-0-0	0-0-0		AWAY		1-0-0		1-0-0		5-0-0				
0-1-0	0-0-0	0-0-0		NEUTRAL		0-1-0		0-0-0		0-0-0				
<hr/>														
5-1-1	0-0-0	0-0-0		NON-CONFERENCE		1-1-0		1-0-0		3-0-1				
0-0-1	0-0-0	0-0-0		HOME		0-0-0		0-0-0		0-0-1				
5-0-0	0-0-0	0-0-		AWAY		1-0-0		1-0-0		3-0-0				
0-1-0	0-0-0	0-0-0		NEUTRAL		0-1-0		0-0-0		0-0-0				
<hr/>														
5-0-0	0-0-0	0-0-0		CONFERENCE		0-0-0		0-0-0		5-0-0				
3-0-0	0-0-0	0-0-0		HOME		0-0-0		0-0-0		3-0-0				
2-0-0	0-0-0	0-0-0		AWAY		0-0-0		0-0-0		2-0-0				
0-0-0	0-0-0	0-0-0		NEUTRAL		0-0-0		0-0-0		0-0-0				
<hr/>														
RPI S	Opponent	Score	RPI S	Opponent	Score	RPI S	Opponent	Score	RPI S	Opponent	Score			
						86 A	UTEP	2 1	146 A	Valparaiso	2 1			
						87 N	UC Davis	0 3	159 A	Weber St.	2 1			
									166 H	Idaho	2 1			
									255 H	Portland St.	1 0			
									269 A	New Mexico St.	2 1			
									271 A	Ill.-Chicago	1 0			
									279 H	Sacramento St.	3 1			
									283 H	CSU Bakersfield	1 1			
									291 A	Idaho St.	3 2			
									307 A	Green Bay	4 2			
<hr/>														
			LAST 10 GAMES											
			279 H Sacramento St.			3 1			255 H Portland St.			1 0		
			291 A Idaho St.			3 2			146 A Valparaiso			2 1		
			159 A Weber St.			2 1			166 H Idaho			2 1		
			271 A Ill.-Chicago			1 0			87 N UC Davis			0 3		
			307 A Green Bay			4 2			283 H CSU Bakersfield			1 1		

Non-Div. I Games:

Eastern Wash.



Average RPI Win:	240	WON-LOST	WINNING	LAST 10	STRENGTH OF	OPP. STRENGTH	TEAM	ADJ	CONF.	ADJ CONF.	
Average RPI Loss:	92	RECORD	PCT. RANK	GAMES	SCHEDULE	OF SCHEDULE	RPI	RPI	RPI	RPI	
DIV. I ONLY	7-2-4	.69231	54	6-2-2	215	133	108	.53516	105	25	25
DIV. I NON-CONF.	5-2-4	.63636	91	4-2-2	175	113	108	.5376	107	25	25
<hr/>											
TOTALS	RPI 1-25	RPI 26-50		W-L RECORDS		RPI 51-100		RPI 101-150		RPI 150+	
7-2-4	0-0-0	0-0-2		OVERALL		1-1-1		0-1-0		6-0-1	
5-1-1	0-0-0	0-0-0		HOME		1-0-0		0-1-0		4-0-1	
2-1-3	0-0-0	0-0-2		AWAY		0-1-1		0-0-0		2-0-0	
0-0-0	0-0-0	0-0-0		NEUTRAL		0-0-0		0-0-0		0-0-0	
5-2-4	0-0-0	0-0-2		NON-CONFERENCE		1-1-1		0-1-0		4-0-1	
4-1-1	0-0-0	0-0-0		HOME		1-0-0		0-1-0		3-0-1	
1-1-3	0-0-0	0-2-		AWAY		0-1-1		0-0-0		1-0-0	
0-0-0	0-0-0	0-0-0		NEUTRAL		0-0-0		0-0-0		0-0-0	
2-0-0	0-0-0	0-0-0		CONFERENCE		0-0-0		0-0-0		2-0-0	
1-0-0	0-0-0	0-0-0		HOME		0-0-0		0-0-0		1-0-0	
1-0-0	0-0-0	0-0-0		AWAY		0-0-0		0-0-0		1-0-0	
0-0-0	0-0-0	0-0-0		NEUTRAL		0-0-0		0-0-0		0-0-0	
RPI	S	Opponent	Score	RPI	S	Opponent	Score	RPI	S	Opponent	Score
45	A	Tennessee	0 0	65	A	Vanderbilt	0 2	119	H	Mississippi St.	0 2
46	A	Cincinnati	0 0	81	H	Ball St.	2 0	183	H	Western Caro.	1 1
				90	A	Middle Tenn.	2 2	202	H	Akron	2 0
								214	H	Jacksonville St.	3 0
								250	A	Kennesaw St.	1 0
								301	H	Chattanooga	3 0
								306	H	USC Upstate	2 1
								325	A	Alabama A&M	9 0
<hr/>											
LAST 10 GAMES											
250	A	Kennesaw St.	1 0	306	H	USC Upstate	2 1				
183	H	Western Caro.	1 1	65	A	Vanderbilt	0 2				
202	H	Akron	2 0	301	H	Chattanooga	3 0				
119	H	Mississippi St.	0 2	325	A	Alabama A&M	9 0				
90	A	Middle Tenn.	2 2	214	H	Jacksonville St.	3 0				

**Non-Div. I Games:**

Lipscomb

Average RPI Win:	245	WON-LOST	WINNING	LAST 10	STRENGTH OF	OPP. STRENGTH	TEAM	ADJ	CONF.	ADJ CONF.					
Average RPI Loss:	94	RECORD	PCT. RANK	GAMES	SCHEDULE	OF SCHEDULE	RPI	RPI	RPI	RPI					
DIV. I ONLY	8-5-0	.61538	109	7-3-0	123	245	105	.5349	106	30	30				
DIV. I NON-CONF.	6-5-0	.54545	153	5-3-0	47	233	83	.54999	85	30	30				
<hr/>															
TOTALS	RPI 1-25	RPI 26-50		W-L RECORDS		RPI 51-100		RPI 101-150		RPI 150+					
8-5-0	0-1-0	0-1-0		OVERALL		0-2-0		1-0-0		7-1-0					
5-0-0	0-0-0	0-0-0		HOME		0-0-0		1-0-0		4-0-0					
3-5-0	0-1-0	0-1-0		AWAY		0-2-0		0-0-0		3-1-0					
0-0-0	0-0-0	0-0-0		NEUTRAL		0-0-0		0-0-0		0-0-0					
<hr/>															
6-5-0	0-1-0	0-1-0		NON-CONFERENCE		0-2-0		1-0-0		5-1-0					
4-0-0	0-0-0	0-0-0		HOME		0-0-0		1-0-0		3-0-0					
2-5-0	0-1-0	0-0-		AWAY		0-2-0		0-0-0		2-1-0					
0-0-0	0-0-0	0-0-0		NEUTRAL		0-0-0		0-0-0		0-0-0					
<hr/>															
2-0-0	0-0-0	0-0-0		CONFERENCE		0-0-0		0-0-0		2-0-0					
1-0-0	0-0-0	0-0-0		HOME		0-0-0		0-0-0		1-0-0					
1-0-0	0-0-0	0-0-0		AWAY		0-0-0		0-0-0		1-0-0					
0-0-0	0-0-0	0-0-0		NEUTRAL		0-0-0		0-0-0		0-0-0					
<hr/>															
RPI S	Opponent	Score		RPI S	Opponent	Score		RPI S	Opponent	Score					
23 A	Hofstra	3	4	28 A	St. John's (NY)	1	3	88 A	Temple	0	3				
								94 A	Monmouth	3	5				
								138 H	Columbia	4	1				
								172 A	Northern Colo.	2	0				
								198 H	Hartford	1	0				
								238 A	Stony Brook	0	3				
								262 H	Rider	2	1				
								285 H	Binghamton	1	0				
								288 A	Air Force	3	2				
								296 A	Sacred Heart	4	2				
								322 H	Mt. St. Mary's	3	0				
<hr/>															
LAST 10 GAMES															
322 H Mt. St. Mary's				3		0		296 A Sacred Heart				4		2	
138 H Columbia				4		1		238 A Stony Brook				0		3	
198 H Hartford				1		0		172 A Northern Colo.				2		0	
28 A St. John's (NY)				1		3		288 A Air Force				3		2	
285 H Binghamton				1		0		94 A Monmouth				3		5	

**Non-Div. I Games:**

Fairleigh Dickinson

Average RPI Win:	161	WON-LOST	WINNING	LAST 10	STRENGTH OF	OPP. STRENGTH	TEAM	ADJ	CONF.	ADJ CONF.				
Average RPI Loss:	82	RECORD	PCT. RANK	GAMES	SCHEDULE	OF SCHEDULE	RPI	RPI	RPI	RPI				
DIV. I ONLY		7-4-1	.625	95	6-4-0	182	88	109	.53475	107	4	4		
DIV. I NON-CONF.		6-2-1	.72222	50	5-2-0	204	98	84	.55124	81	4	4		
-----														
TOTALS		RPI 1-25	RPI 26-50		W-L RECORDS		RPI 51-100		RPI 101-150		RPI 150+			
7-4-1		1-2-0	1-0-0		OVERALL		0-1-0		0-0-0		5-1-1			
6-1-0		1-1-0	1-0-0		HOME		0-0-0		0-0-0		4-0-0			
1-3-1		0-1-0	0-0-0		AWAY		0-1-0		0-0-0		1-1-1			
0-0-0		0-0-0	0-0-0		NEUTRAL		0-0-0		0-0-0		0-0-0			
6-2-1		0-2-0	1-0-0		NON-CONFERENCE		0-0-0		0-0-0		5-0-1			
5-1-0		0-1-0	1-0-0		HOME		0-0-0		0-0-0		4-0-0			
1-1-1		0-1-0	0-0-		AWAY		0-0-0		0-0-0		1-0-1			
0-0-0		0-0-0	0-0-0		NEUTRAL		0-0-0		0-0-0		0-0-0			
1-2-0		1-0-0	0-0-0		CONFERENCE		0-1-0		0-0-0		0-1-0			
1-0-0		1-0-0	0-0-0		HOME		0-0-0		0-0-0		0-0-0			
0-2-0		0-0-0	0-0-0		AWAY		0-1-0		0-0-0		0-1-0			
0-0-0		0-0-0	0-0-0		NEUTRAL		0-0-0		0-0-0		0-0-0			
RPI	S	Opponent	Score		RPI	S	Opponent	Score		RPI	S	Opponent	Score	
7	A	BYU	0	2	46	H	Cincinnati	1	0	66	A	Oregon St.	0	2
21	H	California	2	1						153	H	Colorado Col.	3	0
24	H	Northwestern	0	1						155	H	New Mexico	4	0
										182	H	Iowa St.	2	1
										232	A	Oregon	0	1
										246	H	Villanova	3	0
										274	A	Colorado St.	1	1
										326	A	Denver	1	0
-----														
LAST 10 GAMES														
					232	A	Oregon	0	1	66	A	Oregon St.	0	2
					21	H	California	2	1	182	H	Iowa St.	2	1
					246	H	Villanova	3	0	46	H	Cincinnati	1	0
					24	H	Northwestern	0	1	155	H	New Mexico	4	0
					326	A	Denver	1	0	7	A	BYU	0	2

Non-Div. I Games:

Colorado

Average RPI Win: 181		WON-LOST	WINNING	LAST 10	STRENGTH OF		OPP. STRENGTH	TEAM	ADJ	CONF.	ADJ CONF.
Average RPI Loss: 39		RECORD	PCT. RANK	GAMES	SCHEDULE		OF SCHEDULE	RPI	RPI	RPI	RPI
DIV. I ONLY		4-6-0	.4	219	4-6-0		43	51	106	.53463	108
DIV. I NON-CONF.		4-3-0	.57143	116	4-3-0		135	82	102	.53892	105
TOTALS		RPI 1-25	RPI 26-50		W-L RECORDS		RPI 51-100		RPI 101-150		RPI 150+
4-6-0	0-2-0	0-3-0		OVERALL		1-0-0		0-1-0		3-0-0	
3-3-0	0-2-0	0-1-0		HOME		0-0-0		0-0-0		3-0-0	
0-2-0	0-0-0	0-1-0		AWAY		0-0-0		0-1-0		0-0-0	
1-1-0	0-0-0	0-1-0		NEUTRAL		1-0-0		0-0-0		0-0-0	
4-3-0	0-0-0	0-2-0		NON-CONFERENCE		1-0-0		0-1-0		3-0-0	
3-0-0	0-0-0	0-0-0		HOME		0-0-0		0-0-0		3-0-0	
0-2-0	0-0-0	0-0-		AWAY		0-0-0		0-1-0		0-0-0	
1-1-0	0-0-0	0-1-0		NEUTRAL		1-0-0		0-0-0		0-0-0	
0-3-0	0-2-0	0-1-0		CONFERENCE		0-0-0		0-0-0		0-0-0	
0-3-0	0-2-0	0-1-0		HOME		0-0-0		0-0-0		0-0-0	
0-0-0	0-0-0	0-0-0		AWAY		0-0-0		0-0-0		0-0-0	
0-0-0	0-0-0	0-0-0		NEUTRAL		0-0-0		0-0-0		0-0-0	
RPI S	Opponent	Score	RPI S	Opponent	Score	RPI S	Opponent	Score	RPI S	Opponent	Score
3 H	Stanford	0 2	32 N	Texas Tech	0 1	98 N	Pepperdine	5 0	102 A	Oklahoma St.	2 3
21 H	California	0 1	35 H	Washington St.	1 2				184 H	UNLV	6 0
			43 A	Oklahoma	0 2				187 H	Stephen F. Austin	2 0
									255 H	Portland St.	3 0
LAST 10 GAMES											
3 H	Stanford	0 2	21 H	California	0 1						
35 H	Washington St.	1 2	98 N	Pepperdine	5 0						
43 A	Oklahoma	0 2	187 H	Stephen F. Austin	2 0						
102 A	Oklahoma St.	2 3	184 H	UNLV	6 0						
32 N	Texas Tech	0 1	255 H	Portland St.	3 0						

Non-Div. I Games:

Arizona St.

Average RPI Win: 160		WON-LOST	WINNING	LAST 10	STRENGTH OF	OPP. STRENGTH	TEAM	ADJ	CONF.	ADJ CONF.					
Average RPI Loss: 100		RECORD	PCT. RANK	GAMES	SCHEDULE	OF SCHEDULE	RPI	RPI	RPI	RPI					
DIV. I ONLY		6-5-1	.54167	140	5-4-1		109	106	107	.53382	109	12	12		
DIV. I NON-CONF.		4-3-1	.5625	126	3-2-1		166	116	134	.51985	132	12	12		
<hr/>															
TOTALS		RPI 1-25		RPI 26-50		W-L RECORDS		RPI 51-100		RPI 101-150		RPI 150+			
6-5-1		0-0-0		0-2-0		OVERALL		2-0-0		1-2-1		3-1-0			
3-2-1		0-0-0		0-1-0		HOME		1-0-0		1-0-1		1-1-0			
2-3-0		0-0-0		0-1-0		AWAY		1-0-0		0-2-0		1-0-0			
1-0-0		0-0-0		0-0-0		NEUTRAL		0-0-0		0-0-0		1-0-0			
4-3-1		0-0-0		0-1-0		NON-CONFERENCE		1-0-0		0-2-1		3-0-0			
2-1-1		0-0-0		0-1-0		HOME		1-0-0		0-0-1		1-0-0			
1-2-0		0-0-0		0-0-		AWAY		0-0-0		0-2-0		1-0-0			
1-0-0		0-0-0		0-0-0		NEUTRAL		0-0-0		0-0-0		1-0-0			
2-2-0		0-0-0		0-1-0		CONFERENCE		1-0-0		1-0-0		0-1-0			
1-1-0		0-0-0		0-0-0		HOME		0-0-0		1-0-0		0-1-0			
1-1-0		0-0-0		0-1-0		AWAY		1-0-0		0-0-0		0-0-0			
0-0-0		0-0-0		0-0-0		NEUTRAL		0-0-0		0-0-0		0-0-0			
RPI	S	Opponent	Score	RPI	S	Opponent	Score	RPI	S	Opponent	Score	RPI	S	Opponent	Score
				34	H	Texas A&M	2 4	79	A	Western Ky.	3 1	125	A	Miami (OH)	0 2
				40	A	Marshall	0 1	96	H	Arkansas	2 1	131	H	SMU	1 1
												139	A	Dayton	2 5
												145	H	FIU	4 2
												161	H	Fla. Atlantic	2 3
												167	N	Sam Houston St.	2 0
												169	H	San Jose St.	2 1
												303	A	A&M-Corpus Christi	2 0
<hr/>															
LAST 10 GAMES															
				145	H	FIU	4 2	161	H	Fla. Atlantic	2 3				
				40	A	Marshall	0 1	96	H	Arkansas	2 1				
				79	A	Western Ky.	3 1	131	H	SMU	1 1				
				125	A	Miami (OH)	0 2	167	N	Sam Houston St.	2 0				
				139	A	Dayton	2 5	303	A	A&M-Corpus Christi	2 0				

Non-Div. I Games:

Rice

Average RPI Win:		215	WON-LOST RECORD		WINNING PCT. RANK		LAST 10 GAMES		STRENGTH OF SCHEDULE		OPP. STRENGTH OF SCHEDULE		TEAM RPI		ADJ RPI		CONF. RPI		ADJ CONF. RPI				
Average RPI Loss:		79																					
DIV. I ONLY			8-5-0		.61538 109		3-2-0		177		112		110		.53156 110		7 7						
DIV. I NON-CONF.			6-3-0		.66667 76		1-0-0		243		204		146		.51273 146		7 7						
TOTALS		RPI 1-25		RPI 26-50		W-L RECORDS		RPI 51-100		RPI 101-150		RPI 150+											
8-5-0		0-2-0		0-1-0		OVERALL		1-1-0		1-0-0		6-1-0											
5-2-0		0-1-0		0-0-0		HOME		1-1-0		1-0-0		3-0-0											
3-3-0		0-1-0		0-1-0		AWAY		0-0-0		0-0-0		3-1-0											
0-0-0		0-0-0		0-0-0		NEUTRAL		0-0-0		0-0-0		0-0-0											
6-3-0		0-1-0		0-0-0		NON-CONFERENCE		0-1-0		0-0-0		6-1-0											
3-2-0		0-1-0		0-0-0		HOME		0-1-0		0-0-0		3-0-0											
3-1-0		0-0-0		0-0-		AWAY		0-0-0		0-0-0		3-1-0											
0-0-0		0-0-0		0-0-0		NEUTRAL		0-0-0		0-0-0		0-0-0											
2-2-0		0-1-0		0-1-0		CONFERENCE		1-0-0		1-0-0		0-0-0											
2-0-0		0-0-0		0-0-0		HOME		1-0-0		1-0-0		0-0-0											
0-2-0		0-1-0		0-1-0		AWAY		0-0-0		0-0-0		0-0-0											
0-0-0		0-0-0		0-0-0		NEUTRAL		0-0-0		0-0-0		0-0-0											
RPI	S	Opponent		Score		RPI	S	Opponent		Score		RPI	S	Opponent		Score							
4	H	Clemson		0	2	38	A	Northeastern		1	2	91	H	Fordham		0	1	112	H	Drexel	2	1	
23	A	Hofstra		1	5							100	H	Delaware		1	0	163	A	VCU	1	0	
																		225	A	Charleston So.	1	0	
																		237	A	Radford	3	0	
																		241	A	Stetson	1	2	
																		250	H	Kennesaw St.	3	1	
																		313	H	Citadel	5	0	
																		316	H	South Carolina St.	2	1	
LAST 10 GAMES																							
		23	A	Hofstra	1	5			316	H	South Carolina St.	2	1										
		38	A	Northeastern	1	2			225	A	Charleston So.	1	0										
		112	H	Drexel	2	1			241	A	Stetson	1	2										
		100	H	Delaware	1	0			91	H	Fordham	0	1										
		313	H	Citadel	5	0			250	H	Kennesaw St.	3	1										

Non-Div. I Games:

Col. of Charleston

Average RPI Win: 216		WON-LOST	WINNING	LAST 10	STRENGTH OF	OPP. STRENGTH	TEAM	ADJ	CONF.	ADJ CONF.								
Average RPI Loss: 129		RECORD	PCT. RANK	GAMES	SCHEDULE	OF SCHEDULE	RPI	RPI	RPI	RPI								
DIV. I ONLY		6-5-3	.53571	155	4-3-3	81	235	111	.53056	111	13	13						
DIV. I NON-CONF.		5-4-1	.55	148	3-2-1	137	213	132	.51981	133	14	14						
-----																		
TOTALS		RPI 1-25		RPI 26-50		W-L RECORDS		RPI 51-100		RPI 101-150		RPI 150+						
6-5-3		0-0-0		0-2-0		OVERALL		0-0-2		1-2-0		5-1-1						
4-1-1		0-0-0		0-0-0		HOME		0-0-0		1-1-0		3-0-1						
2-4-2		0-0-0		0-2-0		AWAY		0-0-2		0-1-0		2-1-0						
0-0-0		0-0-0		0-0-0		NEUTRAL		0-0-0		0-0-0		0-0-0						
5-4-1		0-0-0		0-2-0		NON-CONFERENCE		0-0-1		1-1-0		4-1-0						
3-1-0		0-0-0		0-0-0		HOME		0-0-0		1-1-0		2-0-0						
2-3-1		0-0-0		0-0-		AWAY		0-0-1		0-0-0		2-1-0						
0-0-0		0-0-0		0-0-0		NEUTRAL		0-0-0		0-0-0		0-0-0						
1-1-2		0-0-0		0-0-0		CONFERENCE		0-0-1		0-1-0		1-0-1						
1-0-1		0-0-0		0-0-0		HOME		0-0-0		0-0-0		1-0-1						
0-1-1		0-0-0		0-0-0		AWAY		0-0-1		0-1-0		0-0-0						
0-0-0		0-0-0		0-0-0		NEUTRAL		0-0-0		0-0-0		0-0-0						
RPI	S	Opponent		Score		RPI	S	Opponent		Score		RPI	S	Opponent		Score		
				39	A	Ole Miss	0	1	58	A	Texas	0	0	122	H	Murray St.	2	1
				43	A	Oklahoma	0	4	82	A	Appalachian St.	1	1	128	A	Texas St.	1	2
														144	H	Missouri St.	1	2
														186	H	Georgia St.	3	0
														189	A	Tennessee Tech	2	1
														200	H	Central Ark.	1	0
														239	H	Ga. Southern	0	0
														282	A	Mississippi Val.	3	1
														289	A	Belmont	0	1
														314	H	Ark.-Pine Bluff	8	0
-----																		
LAST 10 GAMES																		
				239	H	Ga. Southern	0	0	186	H	Georgia St.	3	0					
				82	A	Appalachian St.	1	1	144	H	Missouri St.	1	2					
				128	A	Texas St.	1	2	314	H	Ark.-Pine Bluff	8	0					
				58	A	Texas	0	0	39	A	Ole Miss	0	1					
				282	A	Mississippi Val.	3	1	200	H	Central Ark.	1	0					

Non-Div. I Games:

Little Rock

Average RPI Win:		196	WON-LOST RECORD		WINNING PCT. RANK		LAST 10 GAMES		STRENGTH OF SCHEDULE		OPP. STRENGTH OF SCHEDULE		TEAM RPI		ADJ RPI		CONF. RPI		ADJ CONF. RPI	
DIV. I ONLY			7-6-0		.53846	151	5-5-0		126		98	112		.53049	112		7		7	
DIV. I NON-CONF.			6-3-0		.66667	76	4-2-0		197		76	99		.54058	100		7		7	
TOTALS		RPI 1-25		RPI 26-50		W-L RECORDS		RPI 51-100		RPI 101-150		RPI 150+								
7-6-0		0-1-0		0-2-0		OVERALL		1-1-0		0-1-0		6-1-0								
4-2-0		0-0-0		0-1-0		HOME		0-0-0		0-0-0		4-1-0								
2-4-0		0-1-0		0-1-0		AWAY		1-1-0		0-1-0		1-0-0								
1-0-0		0-0-0		0-0-0		NEUTRAL		0-0-0		0-0-0		1-0-0								
6-3-0		0-1-0		0-0-0		NON-CONFERENCE		1-1-0		0-0-0		5-1-0								
3-1-0		0-0-0		0-0-0		HOME		0-0-0		0-0-0		3-1-0								
2-2-0		0-1-0		0-0-		AWAY		1-1-0		0-0-0		1-0-0								
1-0-0		0-0-0		0-0-0		NEUTRAL		0-0-0		0-0-0		1-0-0								
1-3-0		0-0-0		0-2-0		CONFERENCE		0-0-0		0-1-0		1-0-0								
1-1-0		0-0-0		0-1-0		HOME		0-0-0		0-0-0		1-0-0								
0-2-0		0-0-0		0-1-0		AWAY		0-0-0		0-1-0		0-0-0								
0-0-0		0-0-0		0-0-0		NEUTRAL		0-0-0		0-0-0		0-0-0								
RPI	S	Opponent		Score		RPI	S	Opponent		Score		RPI	S	Opponent		Score				
6	A	Rutgers		0	3	44	A	UNCW		2	3	78	A	Syracuse		2	3			
						50	H	James Madison		0	1	92	A	George Washington		1	0			

Non-Div. I Games:

Drexel



Average RPI Win: 156		WON-LOST	WINNING	LAST 10	STRENGTH OF		OPP. STRENGTH	TEAM	ADJ		CONF.	ADJ CONF.			
Average RPI Loss: 84		RECORD	PCT. RANK	GAMES	SCHEDULE		OF SCHEDULE	RPI	RPI		RPI	RPI			
DIV. I ONLY		4-7-2	.38462	225	3-6-1		40	93	114		.52874	113			
DIV. I NON-CONF.		3-3-2	.5	156	2-2-1		195	151	184		.49357	182			
TOTALS		RPI 1-25	RPI 26-50		W-L RECORDS		RPI 51-100		RPI 101-150		RPI 150+				
4-7-2		0-2-0	0-2-0		OVERALL		2-1-0		0-0-2		2-2-0				
4-2-1		0-1-0	0-1-0		HOME		2-0-0		0-0-1		2-0-0				
0-5-1		0-1-0	0-1-0		AWAY		0-1-0		0-0-1		0-2-0				
0-0-0		0-0-0	0-0-0		NEUTRAL		0-0-0		0-0-0		0-0-0				
3-3-2		0-0-0	0-0-0		NON-CONFERENCE		1-1-0		0-0-2		2-2-0				
3-0-1		0-0-0	0-0-0		HOME		1-0-0		0-0-1		2-0-0				
0-3-1		0-0-0	0-0-		AWAY		0-1-0		0-0-1		0-2-0				
0-0-0		0-0-0	0-0-0		NEUTRAL		0-0-0		0-0-0		0-0-0				
1-4-0		0-2-0	0-2-0		CONFERENCE		1-0-0		0-0-0		0-0-0				
1-2-0		0-1-0	0-1-0		HOME		1-0-0		0-0-0		0-0-0				
0-2-0		0-1-0	0-1-0		AWAY		0-0-0		0-0-0		0-0-0				
0-0-0		0-0-0	0-0-0		NEUTRAL		0-0-0		0-0-0		0-0-0				
RPI S	Opponent	Score		RPI S	Opponent	Score		RPI S	Opponent	Score		RPI S	Opponent	Score	
5	H Auburn	1	2	27	H Kentucky	0	1	53	H LSU	3	2	115	A Harvard	0	0
15	A South Carolina	0	3	39	A Ole Miss	2	3	69	A Memphis	0	1	123	H Wake Forest	0	0
								77	H Troy	1	0	189	A Tennessee Tech	1	2
												214	H Jacksonville St.	2	0
												247	A Rhode Island	0	1
												280	H Southern Miss.	1	0
LAST 10 GAMES															
15	A South Carolina	0	3	5	H Auburn	1	2								
39	A Ole Miss	2	3	53	H LSU	3	2								
214	H Jacksonville St.	2	0	247	A Rhode Island	0	1								
27	H Kentucky	0	1	115	A Harvard	0	0								
280	H Southern Miss.	1	0	189	A Tennessee Tech	1	2								

Non-Div. I Games:

Alabama

Average RPI Win:	235	WON-LOST	WINNING	LAST 10	STRENGTH OF	OPP. STRENGTH	TEAM	ADJ	CONF.	ADJ CONF.		
Average RPI Loss:	95	RECORD	PCT. RANK	GAMES	SCHEDULE	OF SCHEDULE	RPI	RPI	RPI	RPI		
DIV. I ONLY		7-4-0	.63636	85	6-4-0	179	196	113	.52743	114	17	17
DIV. I NON-CONF.		4-4-0	.5	156	3-4-0	162	153	167	.50142	169	19	19
<hr/>												
TOTALS	RPI 1-25	RPI 26-50		W-L RECORDS		RPI 51-100		RPI 101-150		RPI 150+		
7-4-0	0-1-0	0-0-0		OVERALL		0-1-0		1-1-0		6-1-0		
2-0-0	0-0-0	0-0-0		HOME		0-0-0		0-0-0		2-0-0		
4-4-0	0-1-0	0-0-0		AWAY		0-1-0		1-1-0		3-1-0		
1-0-0	0-0-0	0-0-0		NEUTRAL		0-0-0		0-0-0		1-0-0		
<hr/>												
4-4-0	0-1-0	0-0-0		NON-CONFERENCE		0-1-0		0-1-0		4-1-0		
2-0-0	0-0-0	0-0-0		HOME		0-0-0		0-0-0		2-0-0		
2-4-0	0-1-0	0-0-		AWAY		0-1-0		0-1-0		2-1-0		
0-0-0	0-0-0	0-0-0		NEUTRAL		0-0-0		0-0-0		0-0-0		
<hr/>												
3-0-0	0-0-0	0-0-0		CONFERENCE		0-0-0		1-0-0		2-0-0		
0-0-0	0-0-0	0-0-0		HOME		0-0-0		0-0-0		0-0-0		
2-0-0	0-0-0	0-0-0		AWAY		0-0-0		1-0-0		1-0-0		
1-0-0	0-0-0	0-0-0		NEUTRAL		0-0-0		0-0-0		1-0-0		
<hr/>												
RPI S	Opponent	Score		RPI S	Opponent	Score		RPI S	Opponent	Score		
15 A	South Carolina	2	3					68 A	Samford	1	2	
								117 A	Elon	0	1	
								143 A	Longwood	2	1	
								171 H	North Carolina St.	2	1	
								181 A	Charlotte	1	4	
								239 H	Ga. Southern	2	1	
								256 A	Wofford	2	1	
								264 N	Gardner-Webb	1	0	
								270 A	UAB	3	1	
								305 A	Presbyterian	3	1	
								<hr/>				
LAST 10 GAMES												
143 A Longwood				2	1	264 N Gardner-Webb				1	0	
305 A Presbyterian				3	1	270 A UAB				3	1	
171 H North Carolina St.				2	1	15 A South Carolina				2	3	
117 A Elon				0	1	239 H Ga. Southern				2	1	
68 A Samford				1	2	181 A Charlotte				1	4	

Non-Div. I Games:

Coastal Caro.

[illegible]

**Non-Div. I Games:**

Harvard



Average RPI Win: 237		WON-LOST RECORD	WINNING PCT. RANK	LAST 10 GAMES	STRENGTH OF SCHEDULE	OPP. STRENGTH OF SCHEDULE	TEAM RPI	ADJ RPI		CONF. RPI	ADJ CONF. RPI						
Average RPI Loss: 97																	
DIV. I ONLY		7-2-2	.72727 39	6-2-2	281	95	117	.5234	117	7	7						
DIV. I NON-CONF.		7-1-1	.83333 24	6-1-1	313	144	142	.51506	142	7	7						
TOTALS		RPI 1-25		RPI 26-50		W-L RECORDS		RPI 51-100		RPI 101-150		RPI 150+					
7-2-2		0-1-0		0-0-1		OVERALL		0-0-0		1-0-1		6-1-0					
3-1-1		0-1-0		0-0-1		HOME		0-0-0		1-0-0		2-0-0					
4-1-1		0-0-0		0-0-0		AWAY		0-0-0		0-0-1		4-1-0					
0-0-0		0-0-0		0-0-0		NEUTRAL		0-0-0		0-0-0		0-0-0					
7-1-1		0-0-0		0-0-0		NON-CONFERENCE		0-0-0		1-0-1		6-1-0					
3-0-0		0-0-0		0-0-0		HOME		0-0-0		1-0-0		2-0-0					
4-1-1		0-0-0		0-0-		AWAY		0-0-0		0-0-1		4-1-0					
0-0-0		0-0-0		0-0-0		NEUTRAL		0-0-0		0-0-0		0-0-0					
0-1-1		0-1-0		0-0-1		CONFERENCE		0-0-0		0-0-0		0-0-0					
0-1-1		0-1-0		0-0-1		HOME		0-0-0		0-0-0		0-0-0					
0-0-0		0-0-0		0-0-0		AWAY		0-0-0		0-0-0		0-0-0					
0-0-0		0-0-0		0-0-0		NEUTRAL		0-0-0		0-0-0		0-0-0					
RPI	S	Opponent		Score		RPI	S	Opponent		Score		RPI	S	Opponent		Score	
23	H	Hofstra		0 2		38	H	Northeastern		0 0		114	H	Coastal Caro.		1 0	
												124	A	UNCG		1 1	
												171	A	North Carolina St.		0 2	
												181	H	Charlotte		4 2	
												207	A	Davidson		1 0	
												264	A	Gardner-Webb		2 1	
												275	H	North Florida		1 0	
												301	A	Chattanooga		2 0	
												316	A	South Carolina St.		5 0	
LAST 10 GAMES																	
						38	H	Northeastern		0 0		23	H	Hofstra		0 2	
						181	H	Charlotte		4 2		316	A	South Carolina St.		5 0	
						264	A	Gardner-Webb		2 1		275	H	North Florida		1 0	
						124	A	UNCG		1 1		301	A	Chattanooga		2 0	
						114	H	Coastal Caro.		1 0		171	A	North Carolina St.		0 2	

Non-Div. I Games:

Elon

Average RPI Win: 220		WON-LOST RECORD	WINNING PCT. RANK		LAST 10 GAMES	STRENGTH OF SCHEDULE	OPP. STRENGTH OF SCHEDULE	TEAM RPI	ADJ RPI	CONF. RPI	ADJ CONF. RPI										
Average RPI Loss: 60																					
DIV. I ONLY		4-2-3	.61111	115	4-2-3	190	117	118	.52315	118	11	11									
DIV. I NON-CONF.		4-1-2	.71429	56	4-1-2	253	102	116	.52983	117	11	11									
<hr/>																					
TOTALS		RPI 1-25		RPI 26-50		W-L RECORDS		RPI 51-100		RPI 101-150		RPI 150+									
4-2-3		0-1-0		0-0-0		OVERALL		1-0-1		0-1-0		3-0-2									
3-0-2		0-0-0		0-0-0		HOME		1-0-1		0-0-0		2-0-1									
1-2-1		0-1-0		0-0-0		AWAY		0-0-0		0-1-0		1-0-1									
0-0-0		0-0-0		0-0-0		NEUTRAL		0-0-0		0-0-0		0-0-0									
4-1-2		0-1-0		0-0-0		NON-CONFERENCE		1-0-0		0-0-0		3-0-2									
3-0-1		0-0-0		0-0-0		HOME		1-0-0		0-0-0		2-0-1									
1-1-1		0-1-0		0-0-		AWAY		0-0-0		0-0-0		1-0-1									
0-0-0		0-0-0		0-0-0		NEUTRAL		0-0-0		0-0-0		0-0-0									
0-1-1		0-0-0		0-0-0		CONFERENCE		0-0-1		0-1-0		0-0-0									
0-0-1		0-0-0		0-0-0		HOME		0-0-1		0-0-0		0-0-0									
0-1-0		0-0-0		0-0-0		AWAY		0-0-0		0-1-0		0-0-0									
0-0-0		0-0-0		0-0-0		NEUTRAL		0-0-0		0-0-0		0-0-0									
RPI	S	Opponent		Score		RPI	S	Opponent		Score		RPI	S	Opponent		Score					
4	A	Clemson		1	2			85	H	Cornell		0	0	115	A	Harvard		0	2		
								88	H	Temple		2	1	163	H	VCU		1	1		
														165	H	Seton Hall		3	1		
														191	A	Towson		0	0		
														306	A	USC Upstate		1	0		
														322	H	Mt. St. Mary's		3	0		
<hr/>																					
LAST 10 GAMES																					
115 A Harvard						0	2	85 H Cornell						0	0						
191 A Towson						0	0	322 H Mt. St. Mary's						3	0						
163 H VCU						1	1	88 H Temple						2	1						
306 A USC Upstate						1	0	165 H Seton Hall						3	1						
4 A Clemson						1	2														

Non-Div. I Games:

Penn

[illegible]

**Non-Div. I Games:**

Mississippi St.

Average RPI Win: 239		WON-LOST RECORD		WINNING PCT. RANK		LAST 10 GAMES		STRENGTH OF SCHEDULE		OPP. STRENGTH OF SCHEDULE		TEAM RPI		ADJ RPI		CONF. RPI		ADJ CONF. RPI					
DIV. I ONLY		6-4-1		.59091 118		5-4-1		147		233		119		.52295 120		22		22					
DIV. I NON-CONF.		5-4-0		.55556 134		4-4-0		153		202		139		.51742 139		22		22					
TOTALS		RPI 1-25		RPI 26-50		W-L RECORDS		RPI 51-100		RPI 101-150		RPI 150+											
6-4-1		0-0-0		0-1-0		OVERALL		1-2-0		0-0-0		5-1-1											
5-0-0		0-0-0		0-0-0		HOME		1-0-0		0-0-0		4-0-0											
1-3-1		0-0-0		0-1-0		AWAY		0-1-0		0-0-0		1-1-1											
0-1-0		0-0-0		0-0-0		NEUTRAL		0-1-0		0-0-0		0-0-0											
5-4-0		0-0-0		0-1-0		NON-CONFERENCE		1-2-0		0-0-0		4-1-0											
4-0-0		0-0-0		0-0-0		HOME		1-0-0		0-0-0		3-0-0											
1-3-0		0-0-0		0-0-		AWAY		0-1-0		0-0-0		1-1-0											
0-1-0		0-0-0		0-0-0		NEUTRAL		0-1-0		0-0-0		0-0-0											
1-0-1		0-0-0		0-0-0		CONFERENCE		0-0-0		0-0-0		1-0-1											
1-0-0		0-0-0		0-0-0		HOME		0-0-0		0-0-0		1-0-0											
0-0-1		0-0-0		0-0-0		AWAY		0-0-0		0-0-0		0-0-1											
0-0-0		0-0-0		0-0-0		NEUTRAL		0-0-0		0-0-0		0-0-0											
RPI	S	Opponent		Score		RPI	S	Opponent		Score		RPI	S	Opponent		Score							
						38	A	Northeastern	0	3			72	N	Dartmouth	0	3	198	A	Hartford	1	1	
													91	H	Fordham	1	0	240	A	Quinnipiac	1	3	
													93	A	Providence	1	2	247	H	Rhode Island	2	0	
																		252	H	Fairfield	1	0	
																		253	A	Marist	5	0	
																		295	H	LIU Brooklyn	2	1	
																		297	H	UMass Lowell	1	0	
LAST 10 GAMES																							
						198	A	Hartford	1	1	297	H	UMass Lowell	1	0								
						295	H	LIU Brooklyn	2	1	72	N	Dartmouth	0	3								
						240	A	Quinnipiac	1	3	93	A	Providence	1	2								
						253	A	Marist	5	0	247	H	Rhode Island	2	0								
						38	A	Northeastern	0	3	91	H	Fordham	1	0								

Non-Div. I Games:

Maine



Average RPI Win: 157		WON-LOST	WINNING	LAST 10	STRENGTH OF		OPP. STRENGTH	TEAM	ADJ		CONF.	ADJ CONF.			
Average RPI Loss: 89		RECORD	PCT. RANK	GAMES	SCHEDULE		OF SCHEDULE	RPI	RPI		RPI	RPI			
DIV. I ONLY		4-5-2	.45455	192	4-5-1		98	96	122	.52138	121	14	14		
DIV. I NON-CONF.		3-4-2	.44444	193	3-4-1		76	71	118	.53153	113	13	13		
<hr/>															
TOTALS		RPI 1-25		RPI 26-50		W-L RECORDS		RPI 51-100		RPI 101-150		RPI 150+			
4-5-2		0-0-0		1-0-0		OVERALL		0-4-1		1-0-0		2-1-1			
2-0-2		0-0-0		0-0-0		HOME		0-0-1		0-0-0		2-0-1			
2-5-0		0-0-0		1-0-0		AWAY		0-4-0		1-0-0		0-1-0			
0-0-0		0-0-0		0-0-0		NEUTRAL		0-0-0		0-0-0		0-0-0			
<hr/>															
3-4-2		0-0-0		1-0-0		NON-CONFERENCE		0-4-1		1-0-0		1-0-1			
1-0-2		0-0-0		0-0-0		HOME		0-0-1		0-0-0		1-0-1			
2-4-0		0-0-0		1-0-		AWAY		0-4-0		1-0-0		0-0-0			
0-0-0		0-0-0		0-0-0		NEUTRAL		0-0-0		0-0-0		0-0-0			
<hr/>															
1-1-0		0-0-0		0-0-0		CONFERENCE		0-0-0		0-0-0		1-1-0			
1-0-0		0-0-0		0-0-0		HOME		0-0-0		0-0-0		1-0-0			
0-1-0		0-0-0		0-0-0		AWAY		0-0-0		0-0-0		0-1-0			
0-0-0		0-0-0		0-0-0		NEUTRAL		0-0-0		0-0-0		0-0-0			
<hr/>															
RPI	S	Opponent	Score	RPI	S	Opponent	Score	RPI	S	Opponent	Score	RPI	S	Opponent	Score
				50	A	James Madison	2 1	57	A	Princeton	1 4	142	A	Navy	2 0
								70	A	Pittsburgh	1 3	156	A	Massachusetts	0 1
								73	A	Maryland	0 1	165	H	Seton Hall	1 1
								83	H	Boston U.	0 0	207	H	Davidson	1 0
								88	A	Temple	0 3	229	H	Lehigh	2 1
<hr/>															
LAST 10 GAMES															
				88	A	Temple	0 3	207	H	Davidson	1 0				
				57	A	Princeton	1 4	156	A	Massachusetts	0 1				
				50	A	James Madison	2 1	229	H	Lehigh	2 1				
				142	A	Navy	2 0	73	A	Maryland	0 1				
				70	A	Pittsburgh	1 3	165	H	Seton Hall	1 1				

Non-Div. I Games:

La Salle

Average RPI Win:	210	WON-LOST RECORD	WINNING PCT. RANK	LAST 10 GAMES	STRENGTH OF SCHEDULE	OPP. STRENGTH OF SCHEDULE	TEAM RPI	ADJ RPI	CONF. RPI	ADJ CONF. RPI	
Average RPI Loss:	134										
DIV. I ONLY	7-4-0	.63636	85	6-4-0	206	162	121	.52009	122	27	26
DIV. I NON-CONF.	4-4-0	.5	156	3-4-0	114	159	136	.51854	136	26	26
<hr/>											
TOTALS	RPI 1-25	RPI 26-50		W-L RECORDS	RPI 51-100		RPI 101-150		RPI 150+		
7-4-0	0-0-0	0-1-0		OVERALL	1-0-0		1-2-0		5-1-0		
4-1-0	0-0-0	0-0-0		HOME	1-0-0		0-1-0		3-0-0		
3-3-0	0-0-0	0-1-0		AWAY	0-0-0		1-1-0		2-1-0		
0-0-0	0-0-0	0-0-0		NEUTRAL	0-0-0		0-0-0		0-0-0		
<hr/>											
4-4-0	0-0-0	0-1-0		NON-CONFERENCE	1-0-0		1-2-0		2-1-0		
2-1-0	0-0-0	0-0-0		HOME	1-0-0		0-1-0		1-0-0		
2-3-0	0-0-0	0-0-		AWAY	0-0-0		1-1-0		1-1-0		
0-0-0	0-0-0	0-0-0		NEUTRAL	0-0-0		0-0-0		0-0-0		
<hr/>											
3-0-0	0-0-0	0-0-0		CONFERENCE	0-0-0		0-0-0		3-0-0		
2-0-0	0-0-0	0-0-0		HOME	0-0-0		0-0-0		2-0-0		
1-0-0	0-0-0	0-0-0		AWAY	0-0-0		0-0-0		1-0-0		
0-0-0	0-0-0	0-0-0		NEUTRAL	0-0-0		0-0-0		0-0-0		
<hr/>											
RPI S	Opponent	Score	RPI S	Opponent	Score	RPI S	Opponent	Score	RPI S	Opponent	Score
			45 A	Tennessee	0 3	90 H	Middle Tenn.	2 0	111 A	Little Rock	1 2
									119 A	Mississippi St.	2 1
									150 H	Saint Louis	0 2
									205 H	Louisiana Tech	1 0
									223 H	UT Martin	4 3
									231 A	IUPUI	0 3
									267 H	Southeast Mo. St.	4 1
									278 A	Arkansas St.	3 2
									287 A	Eastern Ky.	2 1
<hr/>											
LAST 10 GAMES											
			150 H	Saint Louis	0 2	267 H	Southeast Mo. St.	4 1			
			287 A	Eastern Ky.	2 1	223 H	UT Martin	4 3			
			231 A	IUPUI	0 3	45 A	Tennessee	0 3			
			90 H	Middle Tenn.	2 0	278 A	Arkansas St.	3 2			
			205 H	Louisiana Tech	1 0	111 A	Little Rock	1 2			

Non-Div. I Games:

Murray St.

Average RPI Win:		184	WON-LOST RECORD		WINNING PCT. RANK		LAST 10 GAMES		STRENGTH OF SCHEDULE		OPP. STRENGTH OF SCHEDULE		TEAM RPI		ADJ RPI		CONF. RPI		ADJ CONF. RPI				
DIV. I ONLY			4-7-2		.38462 225		3-6-1		68		73		123		.5196 123		2		2				
DIV. I NON-CONF.			3-4-2		.44444 193		2-3-1		165		60		178		.49733 178		2		2				
TOTALS		RPI 1-25		RPI 26-50		W-L RECORDS		RPI 51-100		RPI 101-150		RPI 150+											
4-7-2		0-2-0		0-1-0		OVERALL		0-3-1		1-1-1		3-0-0											
3-3-0		0-1-0		0-1-0		HOME		0-1-0		1-0-0		2-0-0											
0-3-1		0-1-0		0-0-0		AWAY		0-2-0		0-0-1		0-0-0											
1-1-1		0-0-0		0-0-0		NEUTRAL		0-0-1		0-1-0		1-0-0											
3-4-2		0-0-0		0-1-0		NON-CONFERENCE		0-2-1		1-1-1		2-0-0											
2-2-0		0-0-0		0-1-0		HOME		0-1-0		1-0-0		1-0-0											
0-1-1		0-0-0		0-0-		AWAY		0-1-0		0-0-1		0-0-0											
1-1-1		0-0-0		0-0-0		NEUTRAL		0-0-1		0-1-0		1-0-0											
1-3-0		0-2-0		0-0-0		CONFERENCE		0-1-0		0-0-0		1-0-0											
1-1-0		0-1-0		0-0-0		HOME		0-0-0		0-0-0		1-0-0											
0-2-0		0-1-0		0-0-0		AWAY		0-1-0		0-0-0		0-0-0											
0-0-0		0-0-0		0-0-0		NEUTRAL		0-0-0		0-0-0		0-0-0											
RPI	S	Opponent		Score		RPI	S	Opponent		Score		RPI	S	Opponent		Score							
4	A	Clemson		0 2		44	H	UNCW		1 2		56	N	William & Mary		1 1							
10	H	North Carolina		0 1								68	A	Samford		1 2							
												70	A	Pittsburgh		1 2							
												71	H	UCLA		1 2							
														113 A Alabama		0 0							
														116 H Georgia		4 0							
														130 N FGCU		1 2							
														179 H Miami (FL)		3 0							
														209 H George Mason		1 0							
														232 N Oregon		1 0							
LAST 10 GAMES																							
10 H North Carolina						0 1						130 N FGCU						1 2					
70 A Pittsburgh						1 2						4 A Clemson						0 2					
44 H UNCW						1 2						71 H UCLA						1 2					
179 H Miami (FL)						3 0						232 N Oregon						1 0					
209 H George Mason						1 0						56 N William & Mary						1 1					

**Non-Div. I Games:**

Wake Forest

Average RPI Win:		214	WON-LOST RECORD		WINNING PCT. RANK		LAST 10 GAMES		STRENGTH OF SCHEDULE		OPP. STRENGTH OF SCHEDULE		TEAM RPI		ADJ RPI		CONF. RPI		ADJ CONF. RPI						
Average RPI Loss:		82																							
DIV. I ONLY			3-7-3		.34615 253		3-4-3		34		115		124		.51899 124		19		19						
DIV. I NON-CONF.			2-6-2		.3 257		2-3-2		32		81		147		.51099 147		18		18						
TOTALS		RPI 1-25		RPI 26-50		W-L RECORDS		RPI 51-100		RPI 101-150		RPI 150+													
3-7-3		0-2-0		0-1-0		OVERALL		0-1-1		0-2-2		3-1-0													
1-4-2		0-1-0		0-0-0		HOME		0-1-1		0-2-1		1-0-0													
2-3-1		0-1-0		0-1-0		AWAY		0-0-0		0-0-1		2-1-0													
0-0-0		0-0-0		0-0-0		NEUTRAL		0-0-0		0-0-0		0-0-0													
2-6-2		0-2-0		0-1-0		NON-CONFERENCE		0-1-1		0-1-1		2-1-0													
0-3-2		0-1-0		0-0-0		HOME		0-1-1		0-1-1		0-0-0													
2-3-0		0-1-0		0-0-		AWAY		0-0-0		0-0-0		2-1-0													
0-0-0		0-0-0		0-0-0		NEUTRAL		0-0-0		0-0-0		0-0-0													
1-1-1		0-0-0		0-0-0		CONFERENCE		0-0-0		0-1-1		1-0-0													
1-1-0		0-0-0		0-0-0		HOME		0-0-0		0-1-0		1-0-0													
0-0-1		0-0-0		0-0-0		AWAY		0-0-0		0-0-1		0-0-0													
0-0-0		0-0-0		0-0-0		NEUTRAL		0-0-0		0-0-0		0-0-0													
RPI	S	Opponent		Score		RPI	S	Opponent		Score		RPI	S	Opponent		Score									
2	H	Florida St.		0	6	27	A	Kentucky		0	3	82	H	Appalachian St.		1	1	117	H	Elon	1	1			
8	A	Virginia Tech		0	2							99	H	East Carolina		0	3	126	A	Furman	0	0			
																		134	H	ETSU	1	3			
																		137	H	Loyola Chicago	2	3			
																		168	A	High Point	0	2			
																		171	A	North Carolina St.	2	0			
																		183	H	Western Caro.	2	0			
																		287	A	Eastern Ky.	2	0			
						LAST 10 GAMES																			
						183 H Western Caro.						2	0	126 A Furman						0	0				
						82 H Appalachian St.						1	1	134 H ETSU						1	3				
						2 H Florida St.						0	6	99 H East Carolina						0	3				
						117 H Elon						1	1	8 A Virginia Tech						0	2				
						171 A North Carolina St.						2	0	287 A Eastern Ky.						2	0				

Non-Div. I Games:

UNCG

Average RPI Win:	147	WON-LOST	WINNING	LAST 10	STRENGTH OF	OPP. STRENGTH	TEAM	ADJ	CONF.	ADJ CONF.			
Average RPI Loss:	196	RECORD	PCT. RANK	GAMES	SCHEDULE	OF SCHEDULE	RPI	RPI	RPI	RPI			
DIV. I ONLY		7-4-0	.63636	85	6-4-0	230	107	130	.5187	125	15	15	
DIV. I NON-CONF.		4-3-0	.57143	116	3-3-0	178	86	131	.52466	130	16	16	
<hr/>													
TOTALS	RPI 1-25	RPI 26-50		W-L RECORDS		RPI 51-100		RPI 101-150		RPI 150+			
7-4-0	0-0-0	0-0-0		OVERALL		2-0-0		2-2-0		3-2-0			
2-2-0	0-0-0	0-0-0		HOME		0-0-0		2-2-0		0-0-0			
5-2-0	0-0-0	0-0-0		AWAY		2-0-0		0-0-0		3-2-0			
0-0-0	0-0-0	0-0-0		NEUTRAL		0-0-0		0-0-0		0-0-0			
4-3-0	0-0-0	0-0-0		NON-CONFERENCE		2-0-0		2-2-0		0-1-0			
2-2-0	0-0-0	0-0-0		HOME		0-0-0		2-2-0		0-0-0			
2-1-0	0-0-0	0-0-		AWAY		2-0-0		0-0-0		0-1-0			
0-0-0	0-0-0	0-0-0		NEUTRAL		0-0-0		0-0-0		0-0-0			
3-1-0	0-0-0	0-0-0		CONFERENCE		0-0-0		0-0-0		3-1-0			
0-0-0	0-0-0	0-0-0		HOME		0-0-0		0-0-0		0-0-0			
3-1-0	0-0-0	0-0-0		AWAY		0-0-0		0-0-0		3-1-0			
0-0-0	0-0-0	0-0-0		NEUTRAL		0-0-0		0-0-0		0-0-0			
RPI	S	Opponent	Score	RPI	S	Opponent	Score	RPI	S	Opponent	Score		
						65 A	Vanderbilt	1	0	109 H	Rice	2	0
						79 A	Western Ky.	4	0	130 H	FGCU	1	0
										145 H	FIU	0	1
										146 H	Valparaiso	0	2
										204 A	Toledo	3	1
										211 A	Eastern Mich.	1	0
										221 A	Central Mich.	0	1
										233 A	Bowling Green	2	1
										272 A	Evansville	1	2

Non-Div. I Games:

Miami (OH)

Average RPI Win:	241	WON-LOST	WINNING	LAST 10	STRENGTH OF	OPP. STRENGTH	TEAM	ADJ	CONF.	ADJ CONF.						
Average RPI Loss:	85 <th>RECORD</th> <th>PCT. RANK</th> <th>GAMES</th> <th>SCHEDULE</th> <th>OF SCHEDULE</th> <th>RPI</th> <th>RPI</th> <th>RPI</th> <th>RPI</th>	RECORD	PCT. RANK	GAMES	SCHEDULE	OF SCHEDULE	RPI	RPI	RPI	RPI						
DIV. I ONLY	7-4-1	.625	95	6-3-1	216	131	127	.51849	126	19	19					
DIV. I NON-CONF.	6-3-0	.66667	76	5-2-0	199	141	109	.53528	109	18	18					
<hr/>																
TOTALS	RPI 1-25	RPI 26-50		W-L RECORDS		RPI 51-100		RPI 101-150		RPI 150+						
7-4-1	0-1-0	1-1-0		OVERALL		0-1-0		0-0-1		6-1-0						
4-1-1	0-0-0	1-1-0		HOME		0-0-0		0-0-1		3-0-0						
3-3-0	0-1-0	0-0-0		AWAY		0-1-0		0-0-0		3-1-0						
0-0-0	0-0-0	0-0-0		NEUTRAL		0-0-0		0-0-0		0-0-0						
6-3-0	0-1-0	1-1-0		NON-CONFERENCE		0-0-0		0-0-0		5-1-0						
4-1-0	0-0-0	1-1-0		HOME		0-0-0		0-0-0		3-0-0						
2-2-0	0-1-0	0-0-		AWAY		0-0-0		0-0-0		2-1-0						
0-0-0	0-0-0	0-0-0		NEUTRAL		0-0-0		0-0-0		0-0-0						
1-1-1	0-0-0	0-0-0		CONFERENCE		0-1-0		0-0-1		1-0-0						
0-0-1	0-0-0	0-0-0		HOME		0-0-0		0-0-1		0-0-0						
1-1-0	0-0-0	0-0-0		AWAY		0-1-0		0-0-0		1-0-0						
0-0-0	0-0-0	0-0-0		NEUTRAL		0-0-0		0-0-0		0-0-0						
RPI	S	Opponent	Score		RPI	S	Opponent	Score		RPI	S	Opponent	Score			
5	A	Auburn	0	2	38	H	Northeastern	1	3	68	A	Samford	0	2		
					43	H	Oklahoma	2	1							
												124	H	UNCG	0	0
												207	A	Davidson	2	1
												228	A	Jacksonville	1	2
												250	H	Kennesaw St.	3	0
												275	A	North Florida	1	0
												301	A	Chattanooga	1	0
												305	H	Presbyterian	3	1
												306	H	USC Upstate	1	0
<hr/>																
LAST 10 GAMES																
		68	A	Samford	0	2		124	H	UNCG	0	0				
		228	A	Jacksonville	1	2		301	A	Chattanooga	1	0				
		275	A	North Florida	1	0		207	A	Davidson	2	1				
		305	H	Presbyterian	3	1		306	H	USC Upstate	1	0				
		250	H	Kennesaw St.	3	0		5	A	Auburn	0	2				

Non-Div. I Games: North Greenville 2 0

Furman

Average RPI Win:		190	WON-LOST RECORD		WINNING PCT. RANK		LAST 10 GAMES		STRENGTH OF SCHEDULE		OPP. STRENGTH OF SCHEDULE		TEAM RPI		ADJ RPI		CONF. RPI		ADJ CONF. RPI	
DIV. I ONLY			7-5-1		.57692	124	5-4-1		193		100		129		.5183	127	16		16	
DIV. I NON-CONF.			5-3-1		.61111	102	3-2-1		172		96		112		.53402	110	15		15	
TOTALS		RPI 1-25		RPI 26-50		W-L RECORDS		RPI 51-100		RPI 101-150		RPI 150+								
7-5-1	0-1-0			0-0-0		OVERALL		1-1-0		1-1-1		5-2-0								
4-2-0	0-0-0			0-0-0		HOME		0-1-0		1-0-0		3-1-0								
3-2-1	0-1-0			0-0-0		AWAY		1-0-0		0-0-1		2-1-0								
0-1-0	0-0-0			0-0-0		NEUTRAL		0-0-0		0-1-0		0-0-0								
5-3-1	0-1-0			0-0-0		NON-CONFERENCE		1-0-0		1-1-1		3-1-0								
4-0-0	0-0-0			0-0-0		HOME		0-0-0		1-0-0		3-0-0								
1-2-1	0-1-0			0-0-		AWAY		1-0-0		0-0-1		0-1-0								
0-1-0	0-0-0			0-0-0		NEUTRAL		0-0-0		0-1-0		0-0-0								
2-2-0	0-0-0			0-0-0		CONFERENCE		0-1-0		0-0-0		2-1-0								
0-2-0	0-0-0			0-0-0		HOME		0-1-0		0-0-0		0-1-0								
2-0-0	0-0-0			0-0-0		AWAY		0-0-0		0-0-0		2-0-0								
0-0-0	0-0-0			0-0-0		NEUTRAL		0-0-0		0-0-0		0-0-0								
RPI	S	Opponent		Score		RPI	S	Opponent		Score		RPI	S	Opponent		Score				
7	A	BYU		0 1								140	A	Gonzaga		1 1				
								61 H San Diego St.		0 2				144 H Missouri St.		3 0				
								74 A Utah		2 0				147 N Iowa		1 2				
														155 H New Mexico		0 1				
														169 A San Jose St.		1 0				
														173 A Utah Valley		0 1				
														194 H Houston		2 0				
														200 H Central Ark.		1 0				
														258 A Fresno St.		3 2				
														291 H Idaho St.		5 3				
LAST 10 GAMES																				
						61 H San Diego St.		0 2		169 A San Jose St.		1 0								
						155 H New Mexico		0 1		258 A Fresno St.		3 2								
						74 A Utah		2 0		140 A Gonzaga		1 1								
						291 H Idaho St.		5 3		147 N Iowa		1 2								
						7 A BYU		0 1		194 H Houston		2 0								

Non-Div. I Games:

Utah St.

Average RPI Win: 238		WON-LOST	WINNING	LAST 10	STRENGTH OF		OPP. STRENGTH	TEAM	ADJ		CONF.	ADJ CONF.		
Average RPI Loss: 126		RECORD	PCT. RANK	GAMES	SCHEDULE		OF SCHEDULE	RPI	RPI		RPI	RPI		
DIV. I ONLY		8-3-0	.72727	39	7-3-0		274	172	125	.518	128	13	13	
DIV. I NON-CONF.		6-2-0	.75	45	5-2-0		283	220	145	.51309	145	14	14	
TOTALS		RPI 1-25		RPI 26-50		W-L RECORDS		RPI 51-100		RPI 101-150		RPI 150+		
8-3-0		0-0-0		0-0-0		OVERALL		0-2-0		1-0-0		7-1-0		
5-2-0		0-0-0		0-0-0		HOME		0-1-0		1-0-0		4-1-0		
3-1-0		0-0-0		0-0-0		AWAY		0-1-0		0-0-0		3-0-0		
0-0-0		0-0-0		0-0-0		NEUTRAL		0-0-0		0-0-0		0-0-0		
6-2-0		0-0-0		0-0-0		NON-CONFERENCE		0-1-0		0-0-0		6-1-0		
3-2-0		0-0-0		0-0-0		HOME		0-1-0		0-0-0		3-1-0		
3-0-0		0-0-0		0-0-		AWAY		0-0-0		0-0-0		3-0-0		
0-0-0		0-0-0		0-0-0		NEUTRAL		0-0-0		0-0-0		0-0-0		
2-1-0		0-0-0		0-0-0		CONFERENCE		0-1-0		1-0-0		1-0-0		
2-0-0		0-0-0		0-0-0		HOME		0-0-0		1-0-0		1-0-0		
0-1-0		0-0-0		0-0-0		AWAY		0-1-0		0-0-0		0-0-0		
0-0-0		0-0-0		0-0-0		NEUTRAL		0-0-0		0-0-0		0-0-0		
RPI	S	Opponent		Score	RPI	S	Opponent		Score	RPI	S	Opponent		Score
							82	A Appalachian St.	0 5			111	H Little Rock	2 1
							86	H UTEP	1 2			187	A Stephen F. Austin	4 0
												194	A Houston	2 0
												210	H McNeese St.	0 1
												266	H Lamar	4 2
												269	H New Mexico St.	2 0
												278	H Arkansas St.	3 2
												292	H Prairie View	2 0
												303	A A&M-Corpus Christi	3 1
LAST 10 GAMES														
							111	H Little Rock	2 1			82	A Appalachian St.	0 5
							266	H Lamar	4 2			278	H Arkansas St.	3 2
							269	H New Mexico St.	2 0			303	A A&M-Corpus Christi	3 1
							187	A Stephen F. Austin	4 0			86	H UTEP	1 2
							292	H Prairie View	2 0			210	H McNeese St.	0 1

Non-Div. I Games:

Texas St.



Average RPI Win:		219	WON-LOST RECORD		WINNING PCT. RANK		LAST 10 GAMES		STRENGTH OF SCHEDULE		OPP. STRENGTH OF SCHEDULE		TEAM RPI		ADJ RPI		CONF. RPI		ADJ CONF. RPI		
DIV. I ONLY			7-4-1		.625 95		7-2-1		233		67		126		.51785 129		6		6		
DIV. I NON-CONF.			5-4-1		.55 148		5-2-1		241		58		176		.49773 176		5		5		
TOTALS		RPI 1-25		RPI 26-50		W-L RECORDS		RPI 51-100		RPI 101-150		RPI 150+									
7-4-1		0-1-0		0-1-0		OVERALL		0-2-0		1-0-0		6-0-1									
3-2-0		0-1-0		0-1-0		HOME		0-0-0		1-0-0		2-0-0									
4-1-1		0-0-0		0-0-0		AWAY		0-1-0		0-0-0		4-0-1									
0-1-0		0-0-0		0-0-0		NEUTRAL		0-1-0		0-0-0		0-0-0									
5-4-1		0-1-0		0-1-0		NON-CONFERENCE		0-2-0		0-0-0		5-0-1									
2-2-0		0-1-0		0-1-0		HOME		0-0-0		0-0-0		2-0-0									
3-1-1		0-0-0		0-0-		AWAY		0-1-0		0-0-0		3-0-1									
0-1-0		0-0-0		0-0-0		NEUTRAL		0-1-0		0-0-0		0-0-0									
2-0-0		0-0-0		0-0-0		CONFERENCE		0-0-0		1-0-0		1-0-0									
1-0-0		0-0-0		0-0-0		HOME		0-0-0		1-0-0		0-0-0									
1-0-0		0-0-0		0-0-0		AWAY		0-0-0		0-0-0		1-0-0									
0-0-0		0-0-0		0-0-0		NEUTRAL		0-0-0		0-0-0		0-0-0									
RPI	S	Opponent		Score		RPI	S	Opponent		Score		RPI	S	Opponent		Score					
9	H	South Fla.		1	2	36	H	Michigan St.		1	2	55	N	Indiana		0	1				
												63	A	Purdue		1	2				
														102 H Oklahoma St.		1	0				
														153 A Colorado Col.		2	0				
														167 A Sam Houston St.		1	1				
														182 A Iowa St.		1	0				
														224 H UTSA		8	0				
														277 A Incarnate Word		7	1				
														288 A Air Force		2	1				
														310 H Northern Ill.		2	0				
LAST 10 GAMES																					
153 A Colorado Col.						2	0	182 A Iowa St.						1	0						
288 A Air Force						2	1	102 H Oklahoma St.						1	0						
224 H UTSA						8	0	167 A Sam Houston St.						1	1						
310 H Northern Ill.						2	0	55 N Indiana						0	1						
277 A Incarnate Word						7	1	63 A Purdue						1	2						

**Non-Div. I Games:**

Baylor

Average RPI Win: 183		WON-LOST	WINNING	LAST 10	STRENGTH OF	OPP. STRENGTH	TEAM	ADJ	CONF.	ADJ CONF.							
Average RPI Loss: 84		RECORD	PCT. RANK	GAMES	SCHEDULE	OF SCHEDULE	RPI	RPI	RPI	RPI							
DIV. I ONLY		6-5-2	.53846	151	4-5-1	175	82	128	.51725	130	25	25					
DIV. I NON-CONF.		5-5-1	.5	156	3-5-0	121	66	125	.52762	124	25	25					
<hr/>																	
TOTALS		RPI 1-25		RPI 26-50		W-L RECORDS		RPI 51-100		RPI 101-150		RPI 150+					
6-5-2		0-1-0		0-1-1		OVERALL		0-1-0		4-1-0		2-1-1					
3-1-1		0-0-0		0-0-1		HOME		0-0-0		2-0-0		1-1-0					
0-4-1		0-1-0		0-1-0		AWAY		0-1-0		0-1-0		0-0-1					
3-0-0		0-0-0		0-0-0		NEUTRAL		0-0-0		2-0-0		1-0-0					
5-5-1		0-1-0		0-1-1		NON-CONFERENCE		0-1-0		4-1-0		1-1-0					
2-1-1		0-0-0		0-0-1		HOME		0-0-0		2-0-0		0-1-0					
0-4-0		0-1-0		0-0-		AWAY		0-1-0		0-1-0		0-0-0					
3-0-0		0-0-0		0-0-0		NEUTRAL		0-0-0		2-0-0		1-0-0					
1-0-1		0-0-0		0-0-0		CONFERENCE		0-0-0		0-0-0		1-0-1					
1-0-0		0-0-0		0-0-0		HOME		0-0-0		0-0-0		1-0-0					
0-0-1		0-0-0		0-0-0		AWAY		0-0-0		0-0-0		0-0-1					
0-0-0		0-0-0		0-0-0		NEUTRAL		0-0-0		0-0-0		0-0-0					
RPI	S	Opponent		Score		RPI	S	Opponent		Score		RPI	S	Opponent		Score	
13	A	West Virginia		0 1		39	H	Ole Miss		0 0		61	A	San Diego St.		0 1	
						42	A	Cal St. Fullerton		3 4							

Non-Div. I Games:

FGCU

Average RPI Win: 219		WON-LOST	WINNING	LAST 10	STRENGTH OF		OPP. STRENGTH	TEAM	ADJ		CONF.	ADJ CONF.	
Average RPI Loss: 81		RECORD	PCT. RANK	GAMES	SCHEDULE		OF SCHEDULE	RPI	RPI		RPI	RPI	
DIV. I ONLY		4-6-3	.42308	202	4-4-2		78	118	133	.51653	131	5	5
DIV. I NON-CONF.		3-4-2	.44444	193	3-2-1		170	134	191	.48854	191	6	6
TOTALS		RPI 1-25	RPI 26-50		W-L RECORDS		RPI 51-100		RPI 101-150		RPI 150+		
4-6-3	0-0-0	0-1-2		OVERALL		1-4-0		0-1-1		3-0-0			
4-3-1	0-0-0	0-0-1		HOME		1-3-0		0-0-0		3-0-0			
0-3-2	0-0-0	0-1-1		AWAY		0-1-0		0-1-1		0-0-0			
0-0-0	0-0-0	0-0-0		NEUTRAL		0-0-0		0-0-0		0-0-0			
3-4-2	0-0-0	0-0-1		NON-CONFERENCE		0-3-0		0-1-1		3-0-0			
3-3-0	0-0-0	0-0-0		HOME		0-3-0		0-0-0		3-0-0			
0-1-2	0-0-0	0-1-		AWAY		0-0-0		0-1-1		0-0-0			
0-0-0	0-0-0	0-0-0		NEUTRAL		0-0-0		0-0-0		0-0-0			
1-2-1	0-0-0	0-1-1		CONFERENCE		1-1-0		0-0-0		0-0-0			
1-0-1	0-0-0	0-0-1		HOME		1-0-0		0-0-0		0-0-0			
0-2-0	0-0-0	0-1-0		AWAY		0-1-0		0-0-0		0-0-0			
0-0-0	0-0-0	0-0-0		NEUTRAL		0-0-0		0-0-0		0-0-0			
RPI S	Opponent	Score	RPI S	Opponent	Score	RPI S	Opponent	Score	RPI S	Opponent	Score		
			31 A	Missouri	1 1	67 H	Kansas	1 2	109 A	Rice	1 1		
			46 H	Cincinnati	2 2	69 A	Memphis	0 2	150 A	Saint Louis	0 5		
			47 A	Tulsa	1 2	73 H	Maryland	1 2	167 H	Sam Houston St.	3 1		
						80 H	TCU	0 2	294 H	Northwestern St.	3 0		
						99 H	East Carolina	2 1	317 H	Texas Southern	5 1		
LAST 10 GAMES													
			99 H	East Carolina	2 1	69 A	Memphis	0 2					
			46 H	Cincinnati	2 2	47 A	Tulsa	1 2					
			80 H	TCU	0 2	73 H	Maryland	1 2					
			294 H	Northwestern St.	3 0	109 A	Rice	1 1					
			167 H	Sam Houston St.	3 1	317 H	Texas Southern	5 1					

Non-Div. I Games:

SMU

Average RPI Win: 227		WON-LOST	WINNING	LAST 10	STRENGTH OF		OPP. STRENGTH	TEAM	ADJ	CONF.	ADJ CONF.
Average RPI Loss: 76		RECORD	PCT. RANK	GAMES	SCHEDULE		OF SCHEDULE	RPI	RPI	RPI	RPI
DIV. I ONLY		6-5-2	.53846	151	4-5-1		153	134	132	.51619	132
DIV. I NON-CONF.		5-4-2	.54545	153	3-4-1		198	143	164	.50357	161
TOTALS		RPI 1-25	RPI 26-50		W-L RECORDS		RPI 51-100		RPI 101-150		RPI 150+
6-5-2	0-2-0	0-1-0		OVERALL		1-1-1		1-0-0		4-1-1	
3-2-1	0-1-0	0-0-0		HOME		0-0-1		1-0-0		2-1-0	
3-3-1	0-1-0	0-1-0		AWAY		1-1-0		0-0-0		2-0-1	
0-0-0	0-0-0	0-0-0		NEUTRAL		0-0-0		0-0-0		0-0-0	
5-4-2	0-2-0	0-0-0		NON-CONFERENCE		0-1-1		1-0-0		4-1-1	
3-2-1	0-1-0	0-0-0		HOME		0-0-1		1-0-0		2-1-0	
2-2-1	0-1-0	0-0-0		AWAY		0-1-0		0-0-0		2-0-1	
0-0-0	0-0-0	0-0-0		NEUTRAL		0-0-0		0-0-0		0-0-0	
1-1-0	0-0-0	0-1-0		CONFERENCE		1-0-0		0-0-0		0-0-0	
0-0-0	0-0-0	0-0-0		HOME		0-0-0		0-0-0		0-0-0	
1-1-0	0-0-0	0-1-0		AWAY		1-0-0		0-0-0		0-0-0	
0-0-0	0-0-0	0-0-0		NEUTRAL		0-0-0		0-0-0		0-0-0	
RPI S	Opponent	Score		RPI S	Opponent	Score		RPI S	Opponent	Score	
21 A	California	0	2	48 A	Loyola Marymount	1	2	62 H	Cal Poly	1	1
25 H	Southern California	0	2					87 A	UC Davis	0	1
								98 A	Pepperdine	1	0
								149 H	UC Santa Barbara	2	0
								169 A	San Jose St.	1	1
								199 H	Boise St.	1	2
								259 H	Nevada	1	0
								274 H	Colorado St.	1	0
								276 A	Youngstown St.	1	0
								307 A	Green Bay	3	0
LAST 10 GAMES											
87 A	UC Davis	0	1	98 A	Pepperdine	1	0				
25 H	Southern California	0	2	48 A	Loyola Marymount	1	2				
199 H	Boise St.	1	2	259 H	Nevada	1	0				
21 A	California	0	2	274 H	Colorado St.	1	0				
169 A	San Jose St.	1	1	276 A	Youngstown St.	1	0				

Non-Div. I Games:

St. Mary's (CA)

Average RPI Win: 225		WON-LOST RECORD	WINNING PCT. RANK		LAST 10 GAMES	STRENGTH OF SCHEDULE	OPP. STRENGTH OF SCHEDULE	TEAM RPI	ADJ RPI	CONF. RPI	ADJ CONF. RPI						
Average RPI Loss: 70																	
DIV. I ONLY		7-5-1	.57692	124	5-4-1	197	91	131	.51602	133	9	9					
DIV. I NON-CONF.		7-5-0	.58333	115	5-4-0	233	75	152	.50874	153	9	9					
<hr/>																	
TOTALS		RPI 1-25		RPI 26-50		W-L RECORDS		RPI 51-100		RPI 101-150		RPI 150+					
7-5-1		0-2-0		0-1-0		OVERALL		0-1-1		1-0-0		6-1-0					
4-1-0		0-0-0		0-1-0		HOME		0-0-0		0-0-0		4-0-0					
3-3-1		0-1-0		0-0-0		AWAY		0-1-1		1-0-0		2-1-0					
0-1-0		0-1-0		0-0-0		NEUTRAL		0-0-0		0-0-0		0-0-0					
7-5-0		0-2-0		0-1-0		NON-CONFERENCE		0-1-0		1-0-0		6-1-0					
4-1-0		0-0-0		0-1-0		HOME		0-0-0		0-0-0		4-0-0					
3-3-0		0-1-0		0-0-		AWAY		0-1-0		1-0-0		2-1-0					
0-1-0		0-1-0		0-0-0		NEUTRAL		0-0-0		0-0-0		0-0-0					
0-0-1		0-0-0		0-0-0		CONFERENCE		0-0-1		0-0-0		0-0-0					
0-0-0		0-0-0		0-0-0		HOME		0-0-0		0-0-0		0-0-0					
0-0-1		0-0-0		0-0-0		AWAY		0-0-1		0-0-0		0-0-0					
0-0-0		0-0-0		0-0-0		NEUTRAL		0-0-0		0-0-0		0-0-0					
RPI	S	Opponent		Score		RPI	S	Opponent		Score		RPI	S	Opponent		Score	
12	A	Santa Clara		1	3	32	H	Texas Tech		1	2	87	A	UC Davis		0	0
14	N	Washington		1	3							98	A	Pepperdine		0	1
												148	A	Portland		1	0
												169	A	San Jose St.		4	3
												192	A	San Diego		1	4
												235	H	Detroit		3	0
												244	H	Southern Utah		2	0
												255	H	Portland St.		3	0
												258	A	Fresno St.		2	1
												269	H	New Mexico St.		5	1
<hr/>																	
LAST 10 GAMES																	
192	A	San Diego			1	4	87	A	UC Davis			0	0				
169	A	San Jose St.			4	3	32	H	Texas Tech			1	2				
12	A	Santa Clara			1	3	235	H	Detroit			3	0				
148	A	Portland			1	0	258	A	Fresno St.			2	1				
14	N	Washington			1	3	269	H	New Mexico St.			5	1				

Non-Div. I Games:

CSUN

Average RPI Win:		236	WON-LOST RECORD		WINNING PCT. RANK		LAST 10 GAMES		STRENGTH OF SCHEDULE		OPP. STRENGTH OF SCHEDULE		TEAM RPI		ADJ RPI		CONF. RPI		ADJ CONF. RPI							
DIV. I ONLY			8-4-0		.66667	67	6-4-0		236		173		134		.51491	134		19		19						
DIV. I NON-CONF.			5-4-0		.55556	134	3-4-0		236		179		187		.49039	187		18		18						
TOTALS		RPI 1-25		RPI 26-50		W-L RECORDS		RPI 51-100		RPI 101-150		RPI 150+														
8-4-0		0-0-0		0-1-0		OVERALL		0-1-0		1-1-0		7-1-0														
3-3-0		0-0-0		0-1-0		HOME		0-0-0		0-1-0		3-1-0														
5-1-0		0-0-0		0-0-0		AWAY		0-1-0		1-0-0		4-0-0														
0-0-0		0-0-0		0-0-0		NEUTRAL		0-0-0		0-0-0		0-0-0														
5-4-0		0-0-0		0-1-0		NON-CONFERENCE		0-1-0		0-1-0		5-1-0														
2-3-0		0-0-0		0-1-0		HOME		0-0-0		0-1-0		2-1-0														
3-1-0		0-0-0		0-0-		AWAY		0-1-0		0-0-0		3-0-0														
0-0-0		0-0-0		0-0-0		NEUTRAL		0-0-0		0-0-0		0-0-0														
3-0-0		0-0-0		0-0-0		CONFERENCE		0-0-0		1-0-0		2-0-0														
1-0-0		0-0-0		0-0-0		HOME		0-0-0		0-0-0		1-0-0														
2-0-0		0-0-0		0-0-0		AWAY		0-0-0		1-0-0		1-0-0														
0-0-0		0-0-0		0-0-0		NEUTRAL		0-0-0		0-0-0		0-0-0														
RPI	S	Opponent		Score		RPI	S	Opponent		Score		RPI	S	Opponent		Score										
				40	H			Marshall	1	2			84	A			Campbell	1	2	124	A			UNCG	3	1
																				142	H			Navy	1	6
																				171	H			North Carolina St.	0	2
																				183	H			Western Caro.	3	1
																				189	H			Tennessee Tech	1	0
																				237	A			Radford	3	1
																				263	A			Winthrop	2	1
																				287	H			Eastern Ky.	4	2
																				302	A			VMI	2	0
																				306	A			USC Upstate	2	0
LAST 10 GAMES																										
				302	A			VMI	2	0			183	H			Western Caro.	3	1							
				84	A			Campbell	1	2			124	A			UNCG	3	1							
				263	A			Winthrop	2	1			287	H			Eastern Ky.	4	2							
				40	H			Marshall	1	2			171	H			North Carolina St.	0	2							
				142	H			Navy	1	6			189	H			Tennessee Tech	1	0							

Non-Div. I Games:

ETSU

Average RPI Win: 223		WON-LOST RECORD	WINNING PCT. RANK	LAST 10 GAMES	STRENGTH OF SCHEDULE	OPP. STRENGTH OF SCHEDULE	TEAM RPI	ADJ RPI	CONF. RPI	ADJ CONF. RPI	
Average RPI Loss: 158											
DIV. I ONLY		7-3-2	.66667 67	6-2-2	234	193	136	.51404 135	15	15	
DIV. I NON-CONF.		4-2-2	.625 92	3-1-2	230	174	148	.51087 149	16	16	
TOTALS		RPI 1-25	RPI 26-50		W-L RECORDS		RPI 51-100		RPI 101-150		RPI 150+
7-3-2	0-0-0		0-0-0		OVERALL		1-1-0		0-0-1		6-2-1
4-0-1	0-0-0		0-0-0		HOME		0-0-0		0-0-1		4-0-0
3-3-0	0-0-0		0-0-0		AWAY		1-1-0		0-0-0		2-2-0
0-0-1	0-0-0		0-0-0		NEUTRAL		0-0-0		0-0-0		0-0-1
4-2-2	0-0-0		0-0-0		NON-CONFERENCE		1-1-0		0-0-1		3-1-1
2-0-1	0-0-0		0-0-0		HOME		0-0-0		0-0-1		2-0-0
2-2-0	0-0-0		0-0-		AWAY		1-1-0		0-0-0		1-1-0
0-0-1	0-0-0		0-0-0		NEUTRAL		0-0-0		0-0-0		0-0-1
3-1-0	0-0-0		0-0-0		CONFERENCE		0-0-0		0-0-0		3-1-0
2-0-0	0-0-0		0-0-0		HOME		0-0-0		0-0-0		2-0-0
1-1-0	0-0-0		0-0-0		AWAY		0-0-0		0-0-0		1-1-0
0-0-0	0-0-0		0-0-0		NEUTRAL		0-0-0		0-0-0		0-0-0
RPI S	Opponent	Score	RPI S	Opponent	Score	RPI S	Opponent	Score	RPI S	Opponent	Score
						73 A	Maryland	0 1	101 H	Louisville	2 2
						89 A	Butler	2 1	157 H	Western Mich.	2 1
									178 A	Buffalo	0 1
									188 N	New Hampshire	1 1
									202 A	Akron	3 1
									217 H	Cleveland St.	2 0
									222 A	Vermont	0 1
									287 A	Eastern Ky.	2 1
									300 H	Bryant	6 0
									310 H	Northern Ill.	7 3
LAST 10 GAMES											
						178 A	Buffalo	0 1	310 H	Northern Ill.	7 3
						202 A	Akron	3 1	157 H	Western Mich.	2 1
						287 A	Eastern Ky.	2 1	188 N	New Hampshire	1 1
						217 H	Cleveland St.	2 0	222 A	Vermont	0 1
						89 A	Butler	2 1	101 H	Louisville	2 2

Non-Div. I Games:

Kent St.

Average RPI Win: 216		WON-LOST	WINNING	LAST 10	STRENGTH OF		OPP. STRENGTH	TEAM	ADJ	CONF.	ADJ CONF.
Average RPI Loss: 108		RECORD	PCT. RANK	GAMES	SCHEDULE		OF SCHEDULE	RPI	RPI	RPI	RPI
DIV. I ONLY		6-5-0	.54545	134	5-5-0		152	182	137	.51384	136
DIV. I NON-CONF.		6-3-0	.66667	76	5-3-0		202	190	122	.52823	123
TOTALS		RPI 1-25	RPI 26-50		W-L RECORDS		RPI 51-100		RPI 101-150		RPI 150+
6-5-0	0-0-0	0-1-0		OVERALL		1-3-0		0-0-0		5-1-0	
4-1-0	0-0-0	0-0-0		HOME		1-1-0		0-0-0		3-0-0	
2-4-0	0-0-0	0-1-0		AWAY		0-2-0		0-0-0		2-1-0	
0-0-0	0-0-0	0-0-0		NEUTRAL		0-0-0		0-0-0		0-0-0	
6-3-0	0-0-0	0-1-0		NON-CONFERENCE		1-1-0		0-0-0		5-1-0	
4-0-0	0-0-0	0-0-0		HOME		1-0-0		0-0-0		3-0-0	
2-3-0	0-0-0	0-0-		AWAY		0-1-0		0-0-0		2-1-0	
0-0-0	0-0-0	0-0-0		NEUTRAL		0-0-0		0-0-0		0-0-0	
0-2-0	0-0-0	0-0-0		CONFERENCE		0-2-0		0-0-0		0-0-0	
0-1-0	0-0-0	0-0-0		HOME		0-1-0		0-0-0		0-0-0	
0-1-0	0-0-0	0-0-0		AWAY		0-1-0		0-0-0		0-0-0	
0-0-0	0-0-0	0-0-0		NEUTRAL		0-0-0		0-0-0		0-0-0	
RPI S	Opponent	Score		RPI S	Opponent	Score		RPI S	Opponent	Score	
38 A	Northeastern	1	2	88 A	Temple	1	3	165 A	Seton Hall	2	1
				91 H	Fordham	0	1	178 H	Buffalo	3	1
				92 A	George Washington	0	2	229 A	Lehigh	2	3
				100 H	Delaware	2	0	262 H	Rider	3	0
								295 H	LIU Brooklyn	2	0
								296 A	Sacred Heart	4	2
LAST 10 GAMES											
295 H	LIU Brooklyn	2	0	91 H	Fordham	0	1				
88 A	Temple	1	3	92 A	George Washington	0	2				
100 H	Delaware	2	0	262 H	Rider	3	0				
229 A	Lehigh	2	3	296 A	Sacred Heart	4	2				
165 A	Seton Hall	2	1	38 A	Northeastern	1	2				

Non-Div. I Games:

Saint Joseph's



Average RPI Win:	188	WON-LOST RECORD	WINNING PCT. RANK	LAST 10 GAMES	STRENGTH OF SCHEDULE	OPP. STRENGTH OF SCHEDULE	TEAM RPI	ADJ RPI	CONF. RPI	ADJ CONF. RPI	
DIV. I ONLY		6-4-3	.57692 124	4-4-2	183	155	139	.51343 137	20	20	
DIV. I NON-CONF.		5-3-2	.6 105	3-3-1	156	155	114	.53012 115	21	21	
<hr/>											
TOTALS	RPI 1-25		RPI 26-50	W-L RECORDS		RPI 51-100		RPI 101-150		RPI 150+	
6-4-3	0-0-0		0-0-0	OVERALL		0-1-2		2-0-0		4-3-1	
3-1-1	0-0-0		0-0-0	HOME		0-0-1		1-0-0		2-1-0	
2-2-2	0-0-0		0-0-0	AWAY		0-1-1		1-0-0		1-1-1	
1-1-0	0-0-0		0-0-0	NEUTRAL		0-0-0		0-0-0		1-1-0	
5-3-2	0-0-0		0-0-0	NON-CONFERENCE		0-1-2		1-0-0		4-2-0	
2-1-1	0-0-0		0-0-0	HOME		0-0-1		0-0-0		2-1-0	
2-1-1	0-0-0		0-0-	AWAY		0-1-1		1-0-0		1-0-0	
1-1-0	0-0-0		0-0-0	NEUTRAL		0-0-0		0-0-0		1-1-0	
1-1-1	0-0-0		0-0-0	CONFERENCE		0-0-0		1-0-0		0-1-1	
1-0-0	0-0-0		0-0-0	HOME		0-0-0		1-0-0		0-0-0	
0-1-1	0-0-0		0-0-0	AWAY		0-0-0		0-0-0		0-1-1	
0-0-0	0-0-0		0-0-0	NEUTRAL		0-0-0		0-0-0		0-0-0	
RPI S	Opponent	Score	RPI S	Opponent	Score	RPI S	Opponent	Score	RPI S	Opponent	Score
						52 A	Wisconsin	1 4	124 A	UNCG	3 2
						59 H	DePaul	0 0	144 H	Missouri St.	3 0
						99 A	East Carolina	0 0	164 A	Illinois St.	1 2
									180 N	South Dakota St.	2 1
									203 H	Army West Point	1 0
									208 N	Northern Ariz.	0 3
									211 H	Eastern Mich.	0 1
									212 A	Milwaukee	3 2
									265 H	Saint Francis (PA)	2 0
									272 A	Evansville	0 0

Non-Div. I Games:

Loyola Chicago



Average RPI Win: 154		WON-LOST	WINNING	LAST 10	STRENGTH OF	OPP. STRENGTH	TEAM	ADJ	CONF.	ADJ CONF.		
Average RPI Loss: 94		RECORD	PCT. RANK	GAMES	SCHEDULE	OF SCHEDULE	RPI	RPI	RPI	RPI		
DIV. I ONLY		4-7-0	.36364	240	4-6-0	49	122	141	.51295	139	14	14
DIV. I NON-CONF.		2-7-0	.22222	288	2-6-0	61	89	204	.47729	204	13	13
<hr/>												
TOTALS		RPI 1-25	RPI 26-50		W-L RECORDS		RPI 51-100		RPI 101-150		RPI 150+	
4-7-0		0-0-0	0-3-0		OVERALL		0-1-0		3-2-0		1-1-0	
2-3-0		0-0-0	0-2-0		HOME		0-0-0		1-0-0		1-1-0	
2-4-0		0-0-0	0-1-0		AWAY		0-1-0		2-2-0		0-0-0	
0-0-0		0-0-0	0-0-0		NEUTRAL		0-0-0		0-0-0		0-0-0	
2-7-0		0-0-0	0-3-0		NON-CONFERENCE		0-1-0		2-2-0		0-1-0	
1-3-0		0-0-0	0-2-0		HOME		0-0-0		1-0-0		0-1-0	
1-4-0		0-0-0	0-0-		AWAY		0-1-0		1-2-0		0-0-0	
0-0-0		0-0-0	0-0-0		NEUTRAL		0-0-0		0-0-0		0-0-0	
2-0-0		0-0-0	0-0-0		CONFERENCE		0-0-0		1-0-0		1-0-0	
1-0-0		0-0-0	0-0-0		HOME		0-0-0		0-0-0		1-0-0	
1-0-0		0-0-0	0-0-0		AWAY		0-0-0		1-0-0		0-0-0	
0-0-0		0-0-0	0-0-0		NEUTRAL		0-0-0		0-0-0		0-0-0	
RPI	S	Opponent	Score	RPI	S	Opponent	Score	RPI	S	Opponent	Score	
				34	H	Texas A&M	1 3	62	A	Cal Poly	1 4	
				36	A	Michigan St.	1 2					
				37	H	Ohio St.	1 2					

Non-Div. I Games:

Dayton

Average RPI Win: 238		WON-LOST RECORD	WINNING PCT. RANK		LAST 10 GAMES	STRENGTH OF SCHEDULE	OPP. STRENGTH OF SCHEDULE	TEAM RPI	ADJ RPI	CONF. RPI	ADJ CONF. RPI						
Average RPI Loss: 56																	
DIV. I ONLY		2-6-4	.33333	257	2-5-3	44	85	142	.51274	140	8	8					
DIV. I NON-CONF.		1-5-4	.3	257	1-4-3	48	92	168	.50201	166	8	8					
<hr/>																	
TOTALS		RPI 1-25		RPI 26-50		W-L RECORDS		RPI 51-100		RPI 101-150		RPI 150+					
2-6-4		0-1-1		0-1-1		OVERALL		0-3-0		0-1-1		2-0-1					
2-4-3		0-1-1		0-0-1		HOME		0-2-0		0-1-1		2-0-0					
0-2-1		0-0-0		0-1-0		AWAY		0-1-0		0-0-0		0-0-1					
0-0-0		0-0-0		0-0-0		NEUTRAL		0-0-0		0-0-0		0-0-0					
1-5-4		0-0-1		0-1-1		NON-CONFERENCE		0-3-0		0-1-1		1-0-1					
1-3-3		0-0-1		0-0-1		HOME		0-2-0		0-1-1		1-0-0					
0-2-1		0-0-0		0-0-		AWAY		0-1-0		0-0-0		0-0-1					
0-0-0		0-0-0		0-0-0		NEUTRAL		0-0-0		0-0-0		0-0-0					
1-1-0		0-1-0		0-0-0		CONFERENCE		0-0-0		0-0-0		1-0-0					
1-1-0		0-1-0		0-0-0		HOME		0-0-0		0-0-0		1-0-0					
0-0-0		0-0-0		0-0-0		AWAY		0-0-0		0-0-0		0-0-0					
0-0-0		0-0-0		0-0-0		NEUTRAL		0-0-0		0-0-0		0-0-0					
RPI	S	Opponent		Score		RPI	S	Opponent		Score		RPI	S	Opponent		Score	
7	H	BYU		0 1		35	A	Washington St.		0 3		60	H	Seattle		0 1	
14	H	Washington		2 2		42	H	Cal St. Fullerton		1 1		65	H	Vanderbilt		2 3	
												69	A	Memphis		0 1	

Non-Div. I Games:

Gonzaga

Average RPI Win:	239	WON-LOST RECORD	WINNING PCT. RANK	LAST 10 GAMES	STRENGTH OF SCHEDULE	OPP. STRENGTH OF SCHEDULE	TEAM RPI	ADJ RPI	CONF. RPI	ADJ CONF. RPI		
DIV. I ONLY		6-3-1	.65	80	6-3-1	184	298	135	.512	141	26	27
DIV. I NON-CONF.		4-3-0	.57143	116	4-3-0	154	301	155	.50317	163	29	29
<hr/>												
TOTALS	RPI 1-25	RPI 26-50		W-L RECORDS		RPI 51-100		RPI 101-150		RPI 150+		
6-3-1	0-0-0	0-0-0		OVERALL		0-1-0		0-1-0		6-1-1		
3-1-0	0-0-0	0-0-0		HOME		0-1-0		0-0-0		3-0-0		
3-2-1	0-0-0	0-0-0		AWAY		0-0-0		0-1-0		3-1-1		
0-0-0	0-0-0	0-0-0		NEUTRAL		0-0-0		0-0-0		0-0-0		
<hr/>												
4-3-0	0-0-0	0-0-0		NON-CONFERENCE		0-1-0		0-1-0		4-1-0		
1-1-0	0-0-0	0-0-0		HOME		0-1-0		0-0-0		1-0-0		
3-2-0	0-0-0	0-0-		AWAY		0-0-0		0-1-0		3-1-0		
0-0-0	0-0-0	0-0-0		NEUTRAL		0-0-0		0-0-0		0-0-0		
<hr/>												
2-0-1	0-0-0	0-0-0		CONFERENCE		0-0-0		0-0-0		2-0-1		
2-0-0	0-0-0	0-0-0		HOME		0-0-0		0-0-0		2-0-0		
0-0-1	0-0-0	0-0-0		AWAY		0-0-0		0-0-0		0-0-1		
0-0-0	0-0-0	0-0-0		NEUTRAL		0-0-0		0-0-0		0-0-0		
<hr/>												
RPI	S	Opponent	Score	RPI	S	Opponent	Score	RPI	S	Opponent	Score	
								91	H	Fordham	0	2
								138	A	Columbia	0	1
								170	H	Siena	1	0
								198	A	Hartford	1	0
								219	A	Lafayette	3	0
								222	H	Vermont	1	0
								252	A	Fairfield	1	1
								308	H	Canisius	4	0
								311	A	Delaware St.	1	2
								319	A	NJIT	4	0
<hr/>												
LAST 10 GAMES												
308 H Canisius				4	0	252 A Fairfield				1	1	
311 A Delaware St.				1	2	170 H Siena				1	0	
138 A Columbia				0	1	198 A Hartford				1	0	
219 A Lafayette				3	0	91 H Fordham				0	2	
319 A NJIT				4	0	222 H Vermont				1	0	

Non-Div. I Games:

Manhattan

Average RPI Win: 240		WON-LOST RECORD	WINNING PCT. RANK		LAST 10 GAMES	STRENGTH OF SCHEDULE	OPP. STRENGTH OF SCHEDULE	TEAM RPI	ADJ RPI		CONF. RPI	ADJ CONF. RPI									
Average RPI Loss: 64																					
DIV. I ONLY		7-4-3	.60714	116	5-2-3	199	187	142	.51184	142	18	18									
DIV. I NON-CONF.		6-4-0	.6	105	4-2-0	187	177	137	.51838	137	17	17									
<hr/>																					
TOTALS		RPI 1-25		RPI 26-50		W-L RECORDS		RPI 51-100		RPI 101-150		RPI 150+									
7-4-3		0-1-0		0-1-0		OVERALL		0-1-0		1-1-0		6-0-3									
6-2-1		0-1-0		0-0-0		HOME		0-0-0		0-1-0		6-0-1									
1-2-2		0-0-0		0-1-0		AWAY		0-1-0		1-0-0		0-0-2									
0-0-0		0-0-0		0-0-0		NEUTRAL		0-0-0		0-0-0		0-0-0									
6-4-0		0-1-0		0-1-0		NON-CONFERENCE		0-1-0		1-1-0		5-0-0									
5-2-0		0-1-0		0-0-0		HOME		0-0-0		0-1-0		5-0-0									
1-2-0		0-0-0		0-0-		AWAY		0-1-0		1-0-0		0-0-0									
0-0-0		0-0-0		0-0-0		NEUTRAL		0-0-0		0-0-0		0-0-0									
1-0-3		0-0-0		0-0-0		CONFERENCE		0-0-0		0-0-0		1-0-3									
1-0-1		0-0-0		0-0-0		HOME		0-0-0		0-0-0		1-0-1									
0-0-2		0-0-0		0-0-0		AWAY		0-0-0		0-0-0		0-0-2									
0-0-0		0-0-0		0-0-0		NEUTRAL		0-0-0		0-0-0		0-0-0									
RPI	S	Opponent		Score		RPI	S	Opponent		Score		RPI	S	Opponent		Score					
16	H	UConn		2	4	45	A	Tennessee		0	3	73	A	Maryland		0	2				
												121	H	La Salle		0	2				
												134	A	ETSU		6	1				
												164	H	Illinois St.		4	2				
												195	H	Loyola Maryland		2	2				
												203	A	Army West Point		2	2				
												229	H	Lehigh		1	0				
												257	A	Holy Cross		0	0				
												265	H	Saint Francis (PA)		4	0				
												284	H	UMBC		3	2				
												302	H	VMI		2	1				
												304	H	Howard		5	1				
LAST 10 GAMES																					
195 H Loyola Maryland						2	2	257 A Holy Cross						0	0						
304 H Howard						5	1	229 H Lehigh						1	0						
265 H Saint Francis (PA)						4	0	121 H La Salle						0	2						
203 A Army West Point						2	2	134 A ETSU						6	1						
164 H Illinois St.						4	2	45 A Tennessee						0	3						

Non-Div. I Games:

Navy

Average RPI Win: 245		WON-LOST RECORD	WINNING PCT. RANK		LAST 10 GAMES	STRENGTH OF SCHEDULE	OPP. STRENGTH OF SCHEDULE	TEAM RPI	ADJ RPI		CONF. RPI	ADJ CONF. RPI					
Average RPI Loss: 119																	
DIV. I ONLY		5-5-1	.5	158	5-4-1	95	258	138	.51179	143	17	17					
DIV. I NON-CONF.		4-4-0	.5	156	4-3-0	130	250	157	.50301	164	19	19					
TOTALS		RPI 1-25		RPI 26-50		W-L RECORDS		RPI 51-100		RPI 101-150		RPI 150+					
5-5-1		0-2-0		0-0-0		OVERALL		0-0-0		0-1-0		5-2-1					
3-2-0		0-0-0		0-0-0		HOME		0-0-0		0-1-0		3-1-0					
2-3-1		0-2-0		0-0-0		AWAY		0-0-0		0-0-0		2-1-1					
0-0-0		0-0-0		0-0-0		NEUTRAL		0-0-0		0-0-0		0-0-0					
4-4-0		0-2-0		0-0-0		NON-CONFERENCE		0-0-0		0-0-0		4-2-0					
2-1-0		0-0-0		0-0-0		HOME		0-0-0		0-0-0		2-1-0					
2-3-0		0-2-0		0-0-		AWAY		0-0-0		0-0-0		2-1-0					
0-0-0		0-0-0		0-0-0		NEUTRAL		0-0-0		0-0-0		0-0-0					
1-1-1		0-0-0		0-0-0		CONFERENCE		0-0-0		0-1-0		1-0-1					
1-1-0		0-0-0		0-0-0		HOME		0-0-0		0-1-0		1-0-0					
0-0-1		0-0-0		0-0-0		AWAY		0-0-0		0-0-0		0-0-1					
0-0-0		0-0-0		0-0-0		NEUTRAL		0-0-0		0-0-0		0-0-0					
RPI	S	Opponent		Score		RPI	S	Opponent		Score		RPI	S	Opponent		Score	
8	A	Virginia Tech		2	4							114	H	Coastal Caro.		1	2
13	A	West Virginia		0	4							151	A	Richmond		1	0
												168	H	High Point		1	0
												183	A	Western Caro.		0	1
												263	A	Winthrop		0	0
												276	H	Youngstown St.		0	1
												299	H	American		2	0
												302	A	VMI		3	0
												304	H	Howard		1	0
LAST 10 GAMES																	
		114 H Coastal Caro.		1	2	8	A	Virginia Tech		2	4						
		168 H High Point		1	0	263	A	Winthrop		0	0						
		151 A Richmond		1	0	183	A	Western Caro.		0	1						
		13 A West Virginia		0	4	304	H	Howard		1	0						
		302 A VMI		3	0	276	H	Youngstown St.		0	1						

Non-Div. I Games:

Longwood

Average RPI Win:	234	WON-LOST RECORD	WINNING PCT. RANK	LAST 10 GAMES	STRENGTH OF SCHEDULE	OPP. STRENGTH OF SCHEDULE	TEAM RPI	ADJ RPI	CONF. RPI	ADJ CONF. RPI		
DIV. I ONLY		7-4-1	.625	95	6-3-1	207	215	144	.51104	144	20	20
DIV. I NON-CONF.		6-3-1	.65	86	5-2-1	234	195	144	.51328	144	21	21
<hr/>												
TOTALS	RPI 1-25	RPI 26-50		W-L RECORDS		RPI 51-100		RPI 101-150		RPI 150+		
7-4-1	0-0-0	0-1-0		OVERALL		0-0-0		1-2-0		6-1-1		
3-1-1	0-0-0	0-1-0		HOME		0-0-0		0-0-0		3-0-1		
4-3-0	0-0-0	0-0-0		AWAY		0-0-0		1-2-0		3-1-0		
0-0-0	0-0-0	0-0-0		NEUTRAL		0-0-0		0-0-0		0-0-0		
<hr/>												
6-3-1	0-0-0	0-1-0		NON-CONFERENCE		0-0-0		1-1-0		5-1-1		
2-1-1	0-0-0	0-1-0		HOME		0-0-0		0-0-0		2-0-1		
4-2-0	0-0-0	0-0-		AWAY		0-0-0		1-1-0		3-1-0		
0-0-0	0-0-0	0-0-0		NEUTRAL		0-0-0		0-0-0		0-0-0		
<hr/>												
1-1-0	0-0-0	0-0-0		CONFERENCE		0-0-0		0-1-0		1-0-0		
1-0-0	0-0-0	0-0-0		HOME		0-0-0		0-0-0		1-0-0		
0-1-0	0-0-0	0-0-0		AWAY		0-0-0		0-1-0		0-0-0		
0-0-0	0-0-0	0-0-0		NEUTRAL		0-0-0		0-0-0		0-0-0		
<hr/>												
RPI	S	Opponent	Score	RPI	S	Opponent	Score	RPI	S	Opponent	Score	
				47	H	Tulsa	0 3					
LAST 10 GAMES												
251	A	Omaha	1 0	137	A	Loyola Chicago	0 3					
315	H	Western Ill.	2 0	286	H	UNI	2 1					
242	A	SIUE	0 1	160	H	Oral Roberts	2 2					
111	A	Little Rock	2 1	47	H	Tulsa	0 3					
200	A	Central Ark.	2 1	185	H	UMKC	2 1					

**Non-Div. I Games:**

Missouri St.





Average RPI Win:		240	WON-LOST RECORD		WINNING PCT. RANK		LAST 10 GAMES		STRENGTH OF SCHEDULE		OPP. STRENGTH OF SCHEDULE		TEAM RPI		ADJ RPI		CONF. RPI		ADJ CONF. RPI			
Average RPI Loss:		90																				
DIV. I ONLY			4-4-3		.5 158		4-3-3		130		191		147		.51059 146		23		23			
DIV. I NON-CONF.			2-3-2		.42857 215		2-2-2		16		170		93		.54419 92		23		23			
TOTALS		RPI 1-25		RPI 26-50		W-L RECORDS		RPI 51-100		RPI 101-150		RPI 150+										
4-4-3		0-2-0		0-0-0		OVERALL		0-0-1		1-1-0		3-1-2										
1-1-2		0-0-0		0-0-0		HOME		0-0-0		0-1-0		1-0-2										
3-3-1		0-2-0		0-0-0		AWAY		0-0-1		1-0-0		2-1-0										
0-0-0		0-0-0		0-0-0		NEUTRAL		0-0-0		0-0-0		0-0-0										
2-3-2		0-2-0		0-0-0		NON-CONFERENCE		0-0-1		1-1-0		1-0-1										
0-1-1		0-0-0		0-0-0		HOME		0-0-0		0-1-0		0-0-1										
2-2-1		0-2-0		0-0-		AWAY		0-0-1		1-0-0		1-0-0										
0-0-0		0-0-0		0-0-0		NEUTRAL		0-0-0		0-0-0		0-0-0										
2-1-1		0-0-0		0-0-0		CONFERENCE		0-0-0		0-0-0		2-1-1										
1-0-1		0-0-0		0-0-0		HOME		0-0-0		0-0-0		1-0-1										
1-1-0		0-0-0		0-0-0		AWAY		0-0-0		0-0-0		1-1-0										
0-0-0		0-0-0		0-0-0		NEUTRAL		0-0-0		0-0-0		0-0-0										
RPI	S	Opponent		Score		RPI	S	Opponent		Score		RPI	S	Opponent		Score						
19	A	Notre Dame		0	6							79	A	Western Ky.		2	2	104	H	Eastern Wash.	1	2
24	A	Northwestern		0	2													125	A	Miami (OH)	2	0
																		213	A	Oakland	1	3
																		216	H	Wright St.	1	1
																		233	H	Bowling Green	1	1
																		271	H	Ill.-Chicago	3	1
																		276	A	Youngstown St.	6	0
																		289	A	Belmont	2	1
LAST 10 GAMES																						
						276	A	Youngstown St.	6	0			213	A	Oakland	1	3					
						216	H	Wright St.	1	1			271	H	Ill.-Chicago	3	1					
						233	H	Bowling Green	1	1			289	A	Belmont	2	1					
						104	H	Eastern Wash.	1	2			125	A	Miami (OH)	2	0					
						79	A	Western Ky.	2	2			24	A	Northwestern	0	2					

Non-Div. I Games:

Valparaiso

I  
o  
w  
a

Iowa

Average RPI Win:		158	WON-LOST RECORD		WINNING PCT. RANK		LAST 10 GAMES		STRENGTH OF SCHEDULE		OPP. STRENGTH OF SCHEDULE		TEAM RPI		ADJ RPI		CONF. RPI		ADJ CONF. RPI								
Average RPI Loss:		66																									
DIV. I ONLY			4-8-0		.33333 257		3-7-0		65		69		151		.50993 148		8		8								
DIV. I NON-CONF.			4-6-0		.4 223		3-5-0		59		69		126		.52754 125		8		8								
TOTALS		RPI 1-25		RPI 26-50		W-L RECORDS		RPI 51-100		RPI 101-150		RPI 150+															
4-8-0		0-3-0		1-1-0		OVERALL		1-2-0		0-1-0		2-1-0															
2-5-0		0-1-0		1-1-0		HOME		0-1-0		0-1-0		1-1-0															
2-2-0		0-2-0		0-0-0		AWAY		1-0-0		0-0-0		1-0-0															
0-1-0		0-0-0		0-0-0		NEUTRAL		0-1-0		0-0-0		0-0-0															
4-6-0		0-2-0		1-1-0		NON-CONFERENCE		1-2-0		0-1-0		2-0-0															
2-3-0		0-0-0		1-1-0		HOME		0-1-0		0-1-0		1-0-0															
2-2-0		0-2-0		0-0-		AWAY		1-0-0		0-0-0		1-0-0															
0-1-0		0-0-0		0-0-0		NEUTRAL		0-1-0		0-0-0		0-0-0															
0-2-0		0-1-0		0-0-0		CONFERENCE		0-0-0		0-0-0		0-1-0															
0-2-0		0-1-0		0-0-0		HOME		0-0-0		0-0-0		0-1-0															
0-0-0		0-0-0		0-0-0		AWAY		0-0-0		0-0-0		0-0-0															
0-0-0		0-0-0		0-0-0		NEUTRAL		0-0-0		0-0-0		0-0-0															
RPI	S	Opponent		Score		RPI	S	Opponent		Score		RPI	S	Opponent		Score											
7	H	BYU		1 2		30	H	Illinois		0 1		64	N	Michigan		0 5		133	H	CSUN		0 1					
14	A	Washington		1 2		35	H	Washington St.		2 0		66	H	Oregon St.		1 2		176	H	UC Irvine		3 1					
19	A	Notre Dame		0 2								95	A	Marquette		4 3		192	H	San Diego		0 1					
																		326	A	Denver		2 1					
						LAST 10 GAMES																					
						326 A Denver						2 1		7 H BYU						1 2							
						35 H Washington St.						2 0		192 H San Diego						0 1							
						14 A Washington						1 2		30 H Illinois						0 1							
						133 H CSUN						0 1		64 N Michigan						0 5							
						176 H UC Irvine						3 1		19 A Notre Dame						0 2							

Non-Div. I Games:

Portland



Average RPI Win: 225		WON-LOST	WINNING	LAST 10	STRENGTH OF		OPP. STRENGTH	TEAM	ADJ	CONF.	ADJ CONF.
Average RPI Loss: 107		RECORD	PCT. RANK	GAMES	SCHEDULE		OF SCHEDULE	RPI	RPI	RPI	RPI
DIV. I ONLY		7-4-0	.63636	85	6-4-0		245	129	148	.50877	150
DIV. I NON-CONF.		6-3-0	.66667	76	5-3-0		216	146	121	.52829	122
TOTALS		RPI 1-25	RPI 26-50		W-L RECORDS		RPI 51-100		RPI 101-150		RPI 150+
7-4-0		0-1-0	0-1-0		OVERALL		0-0-0		2-1-0		5-1-0
4-2-0		0-0-0	0-0-0		HOME		0-0-0		1-1-0		3-1-0
3-2-0		0-1-0	0-1-0		AWAY		0-0-0		1-0-0		2-0-0
0-0-0		0-0-0	0-0-0		NEUTRAL		0-0-0		0-0-0		0-0-0
6-3-0		0-1-0	0-1-0		NON-CONFERENCE		0-0-0		2-0-0		4-1-0
4-1-0		0-0-0	0-0-0		HOME		0-0-0		1-0-0		3-1-0
2-2-0		0-1-0	0-0-		AWAY		0-0-0		1-0-0		1-0-0
0-0-0		0-0-0	0-0-0		NEUTRAL		0-0-0		0-0-0		0-0-0
1-1-0		0-0-0	0-0-0		CONFERENCE		0-0-0		0-1-0		1-0-0
0-1-0		0-0-0	0-0-0		HOME		0-0-0		0-1-0		0-0-0
1-0-0		0-0-0	0-0-0		AWAY		0-0-0		0-0-0		1-0-0
0-0-0		0-0-0	0-0-0		NEUTRAL		0-0-0		0-0-0		0-0-0
RPI S	Opponent	Score		RPI S	Opponent	Score		RPI S	Opponent	Score	
24 A	Northwestern	1	2	30 A	Illinois	1	3	122 A	Murray St.	2	0
								131 H	SMU	5	0
								139 H	Dayton	0	1
								234 H	Drake	3	4
								242 A	SIUE	2	1
								247 A	Rhode Island	2	1
								271 H	Ill.-Chicago	4	1
								272 H	Evansville	2	0
								290 H	IPFW	5	0
LAST 10 GAMES											
	122 A	Murray St.	2	0		247 A	Rhode Island	2	1		
	272 H	Evansville	2	0		139 H	Dayton	0	1		
	234 H	Drake	3	4		24 A	Northwestern	1	2		
	242 A	SIUE	2	1		30 A	Illinois	1	3		
	290 H	IPFW	5	0		271 H	Ill.-Chicago	4	1		

Non-Div. I Games:

Saint Louis

Average RPI Win:	192	WON-LOST	WINNING	LAST 10	STRENGTH OF	OPP. STRENGTH	TEAM	ADJ	CONF.	ADJ CONF.	
Average RPI Loss:	69	RECORD	PCT. RANK	GAMES	SCHEDULE	OF SCHEDULE	RPI	RPI	RPI	RPI	
DIV. I ONLY	3-6-1	.35	252	3-6-1	56	114	149	.50842	151	14	14
DIV. I NON-CONF.	2-6-0	.25	277	2-6-0	40	93	183	.49245	184	13	13
<hr/>											
TOTALS	RPI 1-25	RPI 26-50		W-L RECORDS		RPI 51-100		RPI 101-150		RPI 150+	
3-6-1	0-0-0	0-3-0		OVERALL		1-2-0		0-1-0		2-0-1	
2-2-0	0-0-0	0-0-0		HOME		0-1-0		0-1-0		2-0-0	
0-2-1	0-0-0	0-2-0		AWAY		0-0-0		0-0-0		0-0-1	
1-2-0	0-0-0	0-1-0		NEUTRAL		1-1-0		0-0-0		0-0-0	
<hr/>											
2-6-0	0-0-0	0-3-0		NON-CONFERENCE		1-2-0		0-1-0		1-0-0	
1-2-0	0-0-0	0-0-0		HOME		0-1-0		0-1-0		1-0-0	
0-2-0	0-0-0	0-0-		AWAY		0-0-0		0-0-0		0-0-0	
1-2-0	0-0-0	0-1-0		NEUTRAL		1-1-0		0-0-0		0-0-0	
<hr/>											
1-0-1	0-0-0	0-0-0		CONFERENCE		0-0-0		0-0-0		1-0-1	
1-0-0	0-0-0	0-0-0		HOME		0-0-0		0-0-0		1-0-0	
0-0-1	0-0-0	0-0-0		AWAY		0-0-0		0-0-0		0-0-1	
0-0-0	0-0-0	0-0-0		NEUTRAL		0-0-0		0-0-0		0-0-0	
<hr/>											
RPI	S	Opponent	Score	RPI	S	Opponent	Score	RPI	S	Opponent	Score
28	N	St. John's (NY)	0 3	62	N	Cal Poly	1 2	143	H	Longwood	0 1
44	A	UNCW	0 4	84	H	Campbell	0 1	156	A	Massachusetts	2 2
50	A	James Madison	0 1	100	N	Delaware	4 0	177	H	Duquesne	2 1
								299	H	American	2 0
<hr/>											
LAST 10 GAMES											
143	H	Longwood	0 1	156	A	Massachusetts	2 2				
50	A	James Madison	0 1	177	H	Duquesne	2 1				
28	N	St. John's (NY)	0 3	62	N	Cal Poly	1 2				
44	A	UNCW	0 4	100	N	Delaware	4 0				
299	H	American	2 0	84	H	Campbell	0 1				

Non-Div. I Games:

Richmond

Average RPI Win:		209	WON-LOST RECORD		WINNING PCT. RANK		LAST 10 GAMES		STRENGTH OF SCHEDULE		OPP. STRENGTH OF SCHEDULE		TEAM RPI		ADJ RPI		CONF. RPI		ADJ CONF. RPI	
Average RPI Loss:		67																		
DIV. I ONLY			3-7-1		.31818 269		3-6-1		35		144		152		.50737 152		18		18	
DIV. I NON-CONF.			2-5-0		.28571 263		2-4-0		5		56		91		.54446 91		17		17	
TOTALS		RPI 1-25		RPI 26-50		W-L RECORDS		RPI 51-100		RPI 101-150		RPI 150+								
3-7-1		0-2-0		0-2-0		OVERALL		1-2-0		0-0-0		2-1-1								
2-2-0		0-0-0		0-1-0		HOME		1-1-0		0-0-0		1-0-0								
0-4-1		0-2-0		0-0-0		AWAY		0-1-0		0-0-0		0-1-1								
1-1-0		0-0-0		0-1-0		NEUTRAL		0-0-0		0-0-0		1-0-0								
2-5-0		0-2-0		0-2-0		NON-CONFERENCE		1-1-0		0-0-0		1-0-0								
1-1-0		0-0-0		0-1-0		HOME		1-0-0		0-0-0		0-0-0								
0-3-0		0-2-0		0-0-		AWAY		0-1-0		0-0-0		0-0-0								
1-1-0		0-0-0		0-1-0		NEUTRAL		0-0-0		0-0-0		1-0-0								
1-2-1		0-0-0		0-0-0		CONFERENCE		0-1-0		0-0-0		1-1-1								
1-1-0		0-0-0		0-0-0		HOME		0-1-0		0-0-0		1-0-0								
0-1-1		0-0-0		0-0-0		AWAY		0-0-0		0-0-0		0-1-1								
0-0-0		0-0-0		0-0-0		NEUTRAL		0-0-0		0-0-0		0-0-0								
RPI	S	Opponent			Score		RPI	S	Opponent			Score		RPI	S	Opponent			Score	
15	A	South Carolina			0 2		28	N	St. John's (NY)			0 1		78	A	Syracuse			1 2	
16	A	UConn			1 4		41	H	Boston College			0 3		83	H	Boston U.			0 2	
													93	H	Providence			3 1		
</																				

Non-Div. I Games:

Colgate



Average RPI Win:	234	WON-LOST	WINNING	LAST 10	STRENGTH OF	OPP. STRENGTH	TEAM	ADJ	CONF.	ADJ CONF.	
Average RPI Loss:	100	RECORD	PCT. RANK	GAMES	SCHEDULE	OF SCHEDULE	RPI	RPI	RPI	RPI	
DIV. I ONLY	6-6-1	.5	158	5-4-1	134	205	153	.50701	153	16	16
DIV. I NON-CONF.	2-6-1	.27778	268	1-4-1	106	158	216	.4681	215	15	15
<hr/>											
TOTALS	RPI 1-25	RPI 26-50		W-L RECORDS	RPI 51-100		RPI 101-150		RPI 150+		
6-6-1	0-0-0	0-1-0		OVERALL	0-2-0		0-2-0		6-1-1		
4-5-0	0-0-0	0-1-0		HOME	0-2-0		0-1-0		4-1-0		
2-1-1	0-0-0	0-0-0		AWAY	0-0-0		0-1-0		2-0-1		
0-0-0	0-0-0	0-0-0		NEUTRAL	0-0-0		0-0-0		0-0-0		
<hr/>											
2-6-1	0-0-0	0-1-0		NON-CONFERENCE	0-2-0		0-2-0		2-1-1		
2-5-0	0-0-0	0-1-0		HOME	0-2-0		0-1-0		2-1-0		
0-1-1	0-0-0	0-0-		AWAY	0-0-0		0-1-0		0-0-1		
0-0-0	0-0-0	0-0-0		NEUTRAL	0-0-0		0-0-0		0-0-0		
<hr/>											
4-0-0	0-0-0	0-0-0		CONFERENCE	0-0-0		0-0-0		4-0-0		
2-0-0	0-0-0	0-0-0		HOME	0-0-0		0-0-0		2-0-0		
2-0-0	0-0-0	0-0-0		AWAY	0-0-0		0-0-0		2-0-0		
0-0-0	0-0-0	0-0-0		NEUTRAL	0-0-0		0-0-0		0-0-0		
<hr/>											
RPI S	Opponent	Score	RPI S	Opponent	Score	RPI S	Opponent	Score	RPI S	Opponent	Score
			46 H	Cincinnati	1 2	67 H	Kansas	1 2	107 A	Colorado	0 3
						70 H	Pittsburgh	0 1	129 H	Baylor	0 2
									159 A	Weber St.	2 2
									172 H	Northern Colo.	1 0
									182 H	Iowa St.	0 3
									184 A	UNLV	2 1
									230 H	Wyoming	2 1
									259 A	Nevada	1 0
									274 H	Colorado St.	1 0
									283 H	CSU Bakersfield	2 1
<hr/>											
			LAST 10 GAMES								
			184 A	UNLV	2 1	230 H	Wyoming	2 1			
			259 A	Nevada	1 0	274 H	Colorado St.	1 0			
			129 H	Baylor	0 2	159 A	Weber St.	2 2			
			283 H	CSU Bakersfield	2 1	46 H	Cincinnati	1 2			
			67 H	Kansas	1 2	182 H	Iowa St.	0 3			

Non-Div. I Games:

Colorado Col.

Average RPI Win: 162		WON-LOST RECORD		WINNING PCT. RANK		LAST 10 GAMES		STRENGTH OF SCHEDULE		OPP. STRENGTH OF SCHEDULE		TEAM RPI		ADJ RPI		CONF. RPI		ADJ CONF. RPI	
DIV. I ONLY		3-5-2		.4 219		3-5-2		76		175		156		.50641 154		11		11	
DIV. I NON-CONF.		3-4-1		.4375 207		3-4-1		97		192		151		.51026 151		11		11	
TOTALS		RPI 1-25		RPI 26-50		W-L RECORDS		RPI 51-100		RPI 101-150		RPI 150+							
3-5-2		0-1-0		1-0-0		OVERALL		0-2-1		0-1-0		2-1-1							
3-2-2		0-1-0		1-0-0		HOME		0-1-1		0-0-0		2-0-1							
0-3-0		0-0-0		0-0-0		AWAY		0-1-0		0-1-0		0-1-0							
0-0-0		0-0-0		0-0-0		NEUTRAL		0-0-0		0-0-0		0-0-0							
3-4-1		0-1-0		1-0-0		NON-CONFERENCE		0-2-0		0-0-0		2-1-1							
3-2-1		0-1-0		1-0-0		HOME		0-1-0		0-0-0		2-0-1							
0-2-0		0-0-0		0-0-		AWAY		0-1-0		0-0-0		0-1-0							
0-0-0		0-0-0		0-0-0		NEUTRAL		0-0-0		0-0-0		0-0-0							
0-1-1		0-0-0		0-0-0		CONFERENCE		0-0-1		0-1-0		0-0-0							
0-0-1		0-0-0		0-0-0		HOME		0-0-1		0-0-0		0-0-0							
0-1-0		0-0-0		0-0-0		AWAY		0-0-0		0-1-0		0-0-0							
0-0-0		0-0-0		0-0-0		NEUTRAL		0-0-0		0-0-0		0-0-0							
RPI	S	Opponent		Score		RPI	S	Opponent		Score		RPI	S	Opponent		Score			
16	H	UConn		0 1		28	H	St. John's (NY)		2 1		72	H	Dartmouth		0 0			
												93	H	Providence		1 2			
												100	A	Delaware		1 6			

Non-Div. I Games:

Brown

Average RPI Win:	229	WON-LOST RECORD	WINNING PCT. RANK	LAST 10 GAMES	STRENGTH OF SCHEDULE	OPP. STRENGTH OF SCHEDULE	TEAM RPI	ADJ RPI	CONF. RPI	ADJ CONF. RPI						
DIV. I ONLY		5-6-0	.45455	192	5-5-0	144	77	154	.50623	155	16	16				
DIV. I NON-CONF.		2-5-0	.28571	263	2-4-0	90	29	185	.49149	186	15	15				
<hr/>																
TOTALS	RPI 1-25	RPI 26-50		W-L RECORDS		RPI 51-100		RPI 101-150		RPI 150+						
5-6-0	0-1-0	0-3-0		OVERALL		0-0-0		1-1-0		4-1-0						
2-3-0	0-1-0	0-1-0		HOME		0-0-0		0-0-0		2-1-0						
3-3-0	0-0-0	0-2-0		AWAY		0-0-0		1-1-0		2-0-0						
0-0-0	0-0-0	0-0-0		NEUTRAL		0-0-0		0-0-0		0-0-0						
<hr/>																
2-5-0	0-1-0	0-3-0		NON-CONFERENCE		0-0-0		0-1-0		2-0-0						
1-2-0	0-1-0	0-1-0		HOME		0-0-0		0-0-0		1-0-0						
1-3-0	0-0-0	0-0-		AWAY		0-0-0		0-1-0		1-0-0						
0-0-0	0-0-0	0-0-0		NEUTRAL		0-0-0		0-0-0		0-0-0						
<hr/>																
3-1-0	0-0-0	0-0-0		CONFERENCE		0-0-0		1-0-0		2-1-0						
1-1-0	0-0-0	0-0-0		HOME		0-0-0		0-0-0		1-1-0						
2-0-0	0-0-0	0-0-0		AWAY		0-0-0		1-0-0		1-0-0						
0-0-0	0-0-0	0-0-0		NEUTRAL		0-0-0		0-0-0		0-0-0						
<hr/>																
RPI	S	Opponent	Score		RPI	S	Opponent	Score		RPI	S	Opponent	Score			
2	H	Florida St.	1	3	26	A	Minnesota	0	1			107	A	Colorado	0	4
					32	H	Texas Tech	0	1			127	A	Utah St.	1	0
					36	A	Michigan St.	0	1			184	H	UNLV	1	3
												199	A	Boise St.	2	1
												259	H	Nevada	1	0
												269	A	New Mexico St.	1	0
												291	H	Idaho St.	4	1
<hr/>																
LAST 10 GAMES																
					199	A	Boise St.	2	1			184	H	UNLV	1	3
					127	A	Utah St.	1	0			259	H	Nevada	1	0
					36	A	Michigan St.	0	1			107	A	Colorado	0	4
					26	A	Minnesota	0	1			269	A	New Mexico St.	1	0
					291	H	Idaho St.	4	1			32	H	Texas Tech	0	1

Non-Div. I Games:

New Mexico

Average RPI Win:		173	WON-LOST RECORD			WINNING PCT. RANK			LAST 10 GAMES			STRENGTH OF SCHEDULE			OPP. STRENGTH OF SCHEDULE			TEAM RPI			ADJ RPI			CONF. RPI			ADJ CONF. RPI		
Average RPI Loss:		104																											
DIV. I ONLY			4-3-3			.55		131	4-3-3			218			63			155			.50591		156	14			14		
DIV. I NON-CONF.			3-3-2			.5		156	3-3-2			207			59			175			.49816		175	13			13		
TOTALS			RPI 1-25			RPI 26-50			W-L RECORDS			RPI 51-100			RPI 101-150			RPI 150+											
4-3-3			0-1-0			0-0-0			OVERALL			0-1-1			2-0-0			2-1-2											
4-1-1			0-0-0			0-0-0			HOME			0-1-0			2-0-0			2-0-1											
0-2-1			0-1-0			0-0-0			AWAY			0-0-0			0-0-0			0-1-1											
0-0-1			0-0-0			0-0-0			NEUTRAL			0-0-1			0-0-0			0-0-0											
3-3-2			0-1-0			0-0-0			NON-CONFERENCE			0-1-1			1-0-0			2-1-1											
3-1-0			0-0-0			0-0-0			HOME			0-1-0			1-0-0			2-0-0											
0-2-1			0-1-0			0-0-			AWAY			0-0-0			0-0-0			0-1-1											
0-0-1			0-0-0			0-0-0			NEUTRAL			0-0-1			0-0-0			0-0-0											
1-0-1			0-0-0			0-0-0			CONFERENCE			0-0-0			1-0-0			0-0-1											
1-0-1			0-0-0			0-0-0			HOME			0-0-0			1-0-0			0-0-1											
0-0-0			0-0-0			0-0-0			AWAY			0-0-0			0-0-0			0-0-0											
0-0-0			0-0-0			0-0-0			NEUTRAL			0-0-0			0-0-0			0-0-0											
RPI	S	Opponent	Score		RPI	S	Opponent	Score		RPI	S	Opponent	Score		RPI	S	Opponent	Score											
6	A	Rutgers	0	1						78	H	Syracuse	0	6	115	H	Harvard	2	0										
										97	N	Central Conn. St.	1	1	121	H	La Salle	1	0										
															151	H	Richmond	2	2										
															154	H	Brown	1	0										
															188	A	New Hampshire	0	0										
															227	A	Yale	0	1										
															300	H	Bryant	3	0										
LAST 10 GAMES																													
		115	H	Harvard	2		0					151	H	Richmond	2		2												
		154	H	Brown	1		0					121	H	La Salle	1		0												
		300	H	Bryant	3		0					6	A	Rutgers	0		1												
		227	A	Yale	0		1					188	A	New Hampshire	0		0												
		97	N	Central Conn. St.	1		1					78	H	Syracuse	0		6												

Non-Div. I Games:

Massachusetts

Average RPI Win:	253	WON-LOST RECORD	WINNING PCT. RANK	LAST 10 GAMES	STRENGTH OF SCHEDULE	OPP. STRENGTH OF SCHEDULE	TEAM RPI	ADJ RPI	CONF. RPI	ADJ CONF. RPI		
DIV. I ONLY		6-3-2	.63636	85	6-2-2	267	103	158	.50578	157	15	15
DIV. I NON-CONF.		3-2-2	.57143	116	3-1-2	264	78	186	.49183	185	16	16
<hr/>												
TOTALS	RPI 1-25	RPI 26-50		W-L RECORDS		RPI 51-100		RPI 101-150		RPI 150+		
6-3-2	0-0-1	0-0-0		OVERALL		0-2-0		0-1-0		6-0-1		
2-0-2	0-0-1	0-0-0		HOME		0-0-0		0-0-0		2-0-1		
4-3-0	0-0-0	0-0-0		AWAY		0-2-0		0-1-0		4-0-0		
0-0-0	0-0-0	0-0-0		NEUTRAL		0-0-0		0-0-0		0-0-0		
3-2-2	0-0-1	0-0-0		NON-CONFERENCE		0-2-0		0-0-0		3-0-1		
0-0-2	0-0-1	0-0-0		HOME		0-0-0		0-0-0		0-0-1		
3-2-0	0-0-0	0-0-		AWAY		0-2-0		0-0-0		3-0-0		
0-0-0	0-0-0	0-0-0		NEUTRAL		0-0-0		0-0-0		0-0-0		
3-1-0	0-0-0	0-0-0		CONFERENCE		0-0-0		0-1-0		3-0-0		
2-0-0	0-0-0	0-0-0		HOME		0-0-0		0-0-0		2-0-0		
1-1-0	0-0-0	0-0-0		AWAY		0-0-0		0-1-0		1-0-0		
0-0-0	0-0-0	0-0-0		NEUTRAL		0-0-0		0-0-0		0-0-0		
RPI	S	Opponent	Score	RPI	S	Opponent	Score	RPI	S	Opponent	Score	
19	H	Notre Dame	2 2					52	A	Wisconsin	1 2	
								59	A	DePaul	0 2	
										135	A Kent St.	1 2
										164	H Illinois St.	1 1
										204	H Toledo	1 0
										215	A Ohio	3 0
										221	H Central Mich.	1 0
										271	A Ill.-Chicago	3 0
										290	A IPFW	3 0
										315	A Western Ill.	2 0
				LAST 10 GAMES								
				204	H	Toledo	1 0	215	A	Ohio	3 0	
				221	H	Central Mich.	1 0	135	A	Kent St.	1 2	
				164	H	Illinois St.	1 1	19	H	Notre Dame	2 2	
				59	A	DePaul	0 2	271	A	Ill.-Chicago	3 0	
				315	A	Western Ill.	2 0	290	A	IPFW	3 0	

**Non-Div. I Games:**

Western Mich.

Average RPI Win:		251	WON-LOST RECORD		WINNING PCT. RANK		LAST 10 GAMES		STRENGTH OF SCHEDULE		OPP. STRENGTH OF SCHEDULE		TEAM RPI		ADJ RPI		CONF. RPI		ADJ CONF. RPI				
DIV. I ONLY			4-7-0		.36364	240	4-6-0		62		160		157		.50522		158		12				
DIV. I NON-CONF.			2-7-0		.22222	288	2-6-0		50		101		201		.48037		201		12				
TOTALS		RPI 1-25		RPI 26-50			W-L RECORDS			RPI 51-100			RPI 101-150			RPI 150+							
4-7-0		0-2-0		0-1-0			OVERALL			0-3-0			0-0-0			4-1-0							
2-1-0		0-0-0		0-1-0			HOME			0-0-0			0-0-0			2-0-0							
2-6-0		0-2-0		0-0-0			AWAY			0-3-0			0-0-0			2-1-0							
0-0-0		0-0-0		0-0-0			NEUTRAL			0-0-0			0-0-0			0-0-0							
2-7-0		0-2-0		0-1-0			NON-CONFERENCE			0-3-0			0-0-0			2-1-0							
2-1-0		0-0-0		0-1-0			HOME			0-0-0			0-0-0			2-0-0							
0-6-0		0-2-0		0-0-			AWAY			0-3-0			0-0-0			0-1-0							
0-0-0		0-0-0		0-0-0			NEUTRAL			0-0-0			0-0-0			0-0-0							
2-0-0		0-0-0		0-0-0			CONFERENCE			0-0-0			0-0-0			2-0-0							
0-0-0		0-0-0		0-0-0			HOME			0-0-0			0-0-0			0-0-0							
2-0-0		0-0-0		0-0-0			AWAY			0-0-0			0-0-0			2-0-0							
0-0-0		0-0-0		0-0-0			NEUTRAL			0-0-0			0-0-0			0-0-0							
RPI	S	Opponent		Score		RPI	S	Opponent		Score		RPI	S	Opponent		Score		RPI	S	Opponent		Score	
5	A	Auburn		0	1	44	H	UNCW		1	2	56	A	William & Mary		0	3	163	A	VCU		2	4
18	A	Virginia		0	3							75	A	Liberty		0	1	205	A	Louisiana Tech		2	1
												99	A	East Carolina		0	1	209	H	George Mason		3	1
																		280	A	Southern Miss.		1	0
																		308	H	Canisius		3	0
LAST 10 GAMES																							
						99	A	East Carolina		0	1	280	A	Southern Miss.		1	0						
						209	H	George Mason		3	1	205	A	Louisiana Tech		2	1						
						18	A	Virginia		0	3	75	A	Liberty		0	1						
						56	A	William & Mary		0	3	44	H	UNCW		1	2						
						5	A	Auburn		0	1	308	H	Canisius		3	0						

Non-Div. I Games:

Old Dominion

Average RPI Win:	256	WON-LOST	WINNING	LAST 10	STRENGTH OF	OPP. STRENGTH	TEAM	ADJ	CONF.	ADJ CONF.		
Average RPI Loss:	87	RECORD	PCT. RANK	GAMES	SCHEDULE	OF SCHEDULE	RPI	RPI	RPI	RPI		
DIV. I ONLY		4-7-1	.375	232	4-5-1	67	188	159	.50466	159	21	21
DIV. I NON-CONF.		3-4-1	.4375	207	3-2-1	101	85	140	.51727	140	20	20
<hr/>												
TOTALS	RPI 1-25	RPI 26-50		W-L RECORDS		RPI 51-100		RPI 101-150		RPI 150+		
4-7-1	0-2-0	0-1-0		OVERALL		0-1-0		0-1-0		4-2-1		
0-3-1	0-0-0	0-1-0		HOME		0-0-0		0-1-0		0-1-1		
4-3-0	0-1-0	0-0-0		AWAY		0-1-0		0-0-0		4-1-0		
0-1-0	0-1-0	0-0-0		NEUTRAL		0-0-0		0-0-0		0-0-0		
<hr/>												
3-4-1	0-2-0	0-1-0		NON-CONFERENCE		0-1-0		0-0-0		3-0-1		
0-1-1	0-0-0	0-1-0		HOME		0-0-0		0-0-0		0-0-1		
3-2-0	0-1-0	0-0-		AWAY		0-1-0		0-0-0		3-0-0		
0-1-0	0-1-0	0-0-0		NEUTRAL		0-0-0		0-0-0		0-0-0		
<hr/>												
1-3-0	0-0-0	0-0-0		CONFERENCE		0-0-0		0-1-0		1-2-0		
0-2-0	0-0-0	0-0-0		HOME		0-0-0		0-1-0		0-1-0		
1-1-0	0-0-0	0-0-0		AWAY		0-0-0		0-0-0		1-1-0		
0-0-0	0-0-0	0-0-0		NEUTRAL		0-0-0		0-0-0		0-0-0		
<hr/>												
RPI S	Opponent	Score		RPI S	Opponent	Score		RPI S	Opponent	Score		
10 A	North Carolina	0	3	48 H	Loyola Marymount	2	3	86 A	UTEP	0	3	
20 N	Duke	0	4									
<hr/>												
				LAST 10 GAMES								
				166 H Idaho				172 A Northern Colo.				
				104 H Eastern Wash.				293 A North Dakota				
				48 H Loyola Marymount				86 A UTEP				
				199 A Boise St.				269 A New Mexico St.				
				153 H Colorado Col.				261 A Grand Canyon				

Non-Div. I Games:	Westminster (UT)	1	0
-------------------	------------------	---	---

Weber St.

Average RPI Win: 287		WON-LOST	WINNING	LAST 10	STRENGTH OF		OPP. STRENGTH	TEAM	ADJ	CONF.	ADJ CONF.				
Average RPI Loss: 76		RECORD	PCT. RANK	GAMES	SCHEDULE		OF SCHEDULE	RPI	RPI	RPI	RPI				
DIV. I ONLY		5-5-2	.5	158	1-2-0		117	260	160	.50455	160	29	29		
DIV. I NON-CONF.		4-4-2	.5	156	0-1-0		96	254	138	.518	138	28	28		
<hr/>															
TOTALS		RPI 1-25		RPI 26-50		W-L RECORDS		RPI 51-100		RPI 101-150		RPI 150+			
5-5-2		0-0-0		0-3-0		OVERALL		0-1-0		0-0-1		5-1-1			
4-2-1		0-0-0		0-2-0		HOME		0-0-0		0-0-0		4-0-1			
1-3-1		0-0-0		0-1-0		AWAY		0-1-0		0-0-1		1-1-0			
0-0-0		0-0-0		0-0-0		NEUTRAL		0-0-0		0-0-0		0-0-0			
<hr/>															
4-4-2		0-0-0		0-3-0		NON-CONFERENCE		0-1-0		0-0-1		4-0-1			
4-2-1		0-0-0		0-2-0		HOME		0-0-0		0-0-0		4-0-1			
0-2-1		0-0-0		0-0-		AWAY		0-1-0		0-0-1		0-0-0			
0-0-0		0-0-0		0-0-0		NEUTRAL		0-0-0		0-0-0		0-0-0			
<hr/>															
1-1-0		0-0-0		0-0-0		CONFERENCE		0-0-0		0-0-0		1-1-0			
0-0-0		0-0-0		0-0-0		HOME		0-0-0		0-0-0		0-0-0			
1-1-0		0-0-0		0-0-0		AWAY		0-0-0		0-0-0		1-1-0			
0-0-0		0-0-0		0-0-0		NEUTRAL		0-0-0		0-0-0		0-0-0			
<hr/>															
RPI	S	Opponent	Score	RPI	S	Opponent	Score	RPI	S	Opponent	Score	RPI	S	Opponent	Score
				43	H	Oklahoma	1 2	80	A	TCU	0 4	144	A	Missouri St.	2 2
				47	H	Tulsa	1 2					162	A	North Dakota St.	0 1
				49	A	North Texas	0 1					242	H	SIUE	0 0
												249	H	Indiana St.	3 1
												277	H	Incarnate Word	3 1
												282	H	Mississippi Val.	3 0
												312	A	South Dakota	1 0
												314	H	Ark.-Pine Bluff	8 1
<hr/>															
LAST 10 GAMES															
				312	A	South Dakota	1 0	43	H	Oklahoma	1 2				
				47	H	Tulsa	1 2	162	A	North Dakota St.	0 1				
				49	A	North Texas	0 1	144	A	Missouri St.	2 2				
				249	H	Indiana St.	3 1	80	A	TCU	0 4				
				277	H	Incarnate Word	3 1	242	H	SIUE	0 0				

Non-Div. I Games:

Oral Roberts



Average RPI Win: 209		WON-LOST	WINNING	LAST 10	STRENGTH OF		OPP. STRENGTH	TEAM	ADJ	CONF.	ADJ CONF.
Average RPI Loss: 108		RECORD	PCT. RANK	GAMES	SCHEDULE		OF SCHEDULE	RPI	RPI	RPI	RPI
DIV. I ONLY		7-7-0	.5	158	4-6-0		165	123	161	.50421	161
DIV. I NON-CONF.		6-4-0	.6	105	3-3-0		169	175	130	.52352	131
TOTALS		RPI 1-25	RPI 26-50		W-L RECORDS		RPI 51-100		RPI 101-150		RPI 150+
7-7-0		0-0-0	0-3-0		OVERALL		0-1-0		1-0-0		6-3-0
2-3-0		0-0-0	0-0-0		HOME		0-1-0		0-0-0		2-2-0
4-4-0		0-0-0	0-3-0		AWAY		0-0-0		1-0-0		3-1-0
1-0-0		0-0-0	0-0-0		NEUTRAL		0-0-0		0-0-0		1-0-0
6-4-0		0-0-0	0-2-0		NON-CONFERENCE		0-0-0		0-0-0		6-2-0
2-1-0		0-0-0	0-0-0		HOME		0-0-0		0-0-0		2-1-0
3-3-0		0-0-0	0-0-		AWAY		0-0-0		0-0-0		3-1-0
1-0-0		0-0-0	0-0-0		NEUTRAL		0-0-0		0-0-0		1-0-0
1-3-0		0-0-0	0-1-0		CONFERENCE		0-1-0		1-0-0		0-1-0
0-2-0		0-0-0	0-0-0		HOME		0-1-0		0-0-0		0-1-0
1-1-0		0-0-0	0-1-0		AWAY		0-0-0		1-0-0		0-0-0
0-0-0		0-0-0	0-0-0		NEUTRAL		0-0-0		0-0-0		0-0-0
RPI S	Opponent	Score	RPI S	Opponent	Score	RPI S	Opponent	Score	RPI S	Opponent	Score
			32 A	Texas Tech	1 2	86 H	UTEP	1 2	109 A	Rice	3 2
			34 A	Texas A&M	0 2				154 A	Brown	0 1
			49 A	North Texas	1 2				167 N	Sam Houston St.	2 0
									176 H	UC Irvine	0 1
									179 H	Miami (FL)	3 1
									224 H	UTSA	0 1
									228 A	Jacksonville	1 0
									241 A	Stetson	4 1
									267 H	Southeast Mo. St.	2 0
									275 A	North Florida	1 0
LAST 10 GAMES											
			224 H	UTSA	0 1	109 A	Rice	3 2			
			86 H	UTEP	1 2	49 A	North Texas	1 2			
			176 H	UC Irvine	0 1	267 H	Southeast Mo. St.	2 0			
			32 A	Texas Tech	1 2	228 A	Jacksonville	1 0			
			154 A	Brown	0 1	179 H	Miami (FL)	3 1			

Non-Div. I Games:

Fla. Atlantic

Average RPI Win: 233		WON-LOST	WINNING	LAST 10	STRENGTH OF		OPP. STRENGTH	TEAM	ADJ	CONF.	ADJ CONF.
Average RPI Loss: 95		RECORD	PCT. RANK	GAMES	SCHEDULE		OF SCHEDULE	RPI	RPI	RPI	RPI
DIV. I ONLY		6-5-0	.54545	134	6-3-0		187	148	162	.5042	162
DIV. I NON-CONF.		4-5-0	.44444	193	4-3-0		185	150	198	.4818	198
TOTALS		RPI 1-25	RPI 26-50		W-L RECORDS		RPI 51-100		RPI 101-150		RPI 150+
6-5-0	0-0-0	0-1-0		OVERALL		0-2-0		0-1-0		6-1-0	
3-1-0	0-0-0	0-0-0		HOME		0-0-0		0-1-0		3-0-0	
2-4-0	0-0-0	0-1-0		AWAY		0-2-0		0-0-0		2-1-0	
1-0-0	0-0-0	0-0-0		NEUTRAL		0-0-0		0-0-0		1-0-0	
4-5-0	0-0-0	0-1-0		NON-CONFERENCE		0-2-0		0-1-0		4-1-0	
1-1-0	0-0-0	0-0-0		HOME		0-0-0		0-1-0		1-0-0	
2-4-0	0-0-0	0-0-		AWAY		0-2-0		0-0-0		2-1-0	
1-0-0	0-0-0	0-0-0		NEUTRAL		0-0-0		0-0-0		1-0-0	
2-0-0	0-0-0	0-0-0		CONFERENCE		0-0-0		0-0-0		2-0-0	
2-0-0	0-0-0	0-0-0		HOME		0-0-0		0-0-0		2-0-0	
0-0-0	0-0-0	0-0-0		AWAY		0-0-0		0-0-0		0-0-0	
0-0-0	0-0-0	0-0-0		NEUTRAL		0-0-0		0-0-0		0-0-0	
RPI S	Opponent	Score	RPI S	Opponent	Score	RPI S	Opponent	Score	RPI S	Opponent	Score
			26 A	Minnesota	0 3	52 A	Wisconsin	1 2	103 H	UC Riverside	0 1
						87 A	UC Davis	0 2	160 H	Oral Roberts	1 0
									182 A	Iowa St.	3 2
									208 A	Northern Ariz.	3 4
									248 A	Pacific	2 1
									251 H	Omaha	1 0
									261 N	Grand Canyon	2 1
									293 H	North Dakota	1 0
LAST 10 GAMES											
			103 H	UC Riverside	0 1		160 H	Oral Roberts	1 0		
			261 N	Grand Canyon	2 1		251 H	Omaha	1 0		
			208 A	Northern Ariz.	3 4		248 A	Pacific	2 1		
			182 A	Iowa St.	3 2		87 A	UC Davis	0 2		
			293 H	North Dakota	1 0		52 A	Wisconsin	1 2		

Non-Div. I Games: St. Cloud St. 9 0

North Dakota St.

Average RPI Win: 216		WON-LOST RECORD		WINNING PCT. RANK		LAST 10 GAMES		STRENGTH OF SCHEDULE		OPP. STRENGTH OF SCHEDULE		TEAM RPI		ADJ RPI		CONF. RPI		ADJ CONF. RPI	
DIV. I ONLY		4-6-1		.40909 215		3-6-1		107		94		163		.50417 163		14		14	
DIV. I NON-CONF.		2-6-1		.27778 268		1-6-1		88		78		196		.48204 196		13		13	
TOTALS		RPI 1-25		RPI 26-50		W-L RECORDS		RPI 51-100		RPI 101-150		RPI 150+							
4-6-1		0-1-0		0-2-0		OVERALL		0-1-0		0-2-1		4-0-0							
2-4-0		0-1-0		0-2-0		HOME		0-0-0		0-1-0		2-0-0							
2-2-1		0-0-0		0-0-0		AWAY		0-1-0		0-1-1		2-0-0							
0-0-0		0-0-0		0-0-0		NEUTRAL		0-0-0		0-0-0		0-0-0							
2-6-1		0-1-0		0-2-0		NON-CONFERENCE		0-1-0		0-2-1		2-0-0							
2-4-0		0-1-0		0-2-0		HOME		0-0-0		0-1-0		2-0-0							
0-2-1		0-0-0		0-0-		AWAY		0-1-0		0-1-1		0-0-0							
0-0-0		0-0-0		0-0-0		NEUTRAL		0-0-0		0-0-0		0-0-0							
2-0-0		0-0-0		0-0-0		CONFERENCE		0-0-0		0-0-0		2-0-0							
0-0-0		0-0-0		0-0-0		HOME		0-0-0		0-0-0		0-0-0							
2-0-0		0-0-0		0-0-0		AWAY		0-0-0		0-0-0		2-0-0							
0-0-0		0-0-0		0-0-0		NEUTRAL		0-0-0		0-0-0		0-0-0							
RPI	S	Opponent		Score		RPI	S	Opponent		Score		RPI	S	Opponent		Score			
8	H	Virginia Tech		0	3	40	H	Marshall		0	1	75	A	Liberty		0	1		
						50	H	James Madison		0	2			Col. of Charleston		0	1		
														Drexel		0	1		
														Penn		1	1		
														Old Dominion		4	2		
														Duquesne		1	0		
														Davidson		4	2		
														Mt. St. Mary's		6	0		
LAST 10 GAMES																			
				322	H	Mt. St. Mary's		6	0	177	A	Duquesne		1	0				
				118	A	Penn		1	1	207	A	Davidson		4	2				
				75	A	Liberty		0	1	50	H	James Madison		0	2				
				112	A	Drexel		0	1	110	H	Col. of Charleston		0	1				
				8	H	Virginia Tech		0	3	40	H	Marshall		0	1				

Non-Div. I Games:

VCU

Average RPI Win:	156	WON-LOST RECORD	WINNING PCT. RANK	LAST 10 GAMES	STRENGTH OF SCHEDULE	OPP. STRENGTH OF SCHEDULE	TEAM RPI	ADJ RPI	CONF. RPI	ADJ CONF. RPI		
Average RPI Loss:	111											
DIV. I ONLY	4-7-2	.38462	225	3-5-2	82	146	168	.50377	164	20	20	
DIV. I NON-CONF.	3-6-2	.36364	243	2-4-2	75	130	163	.50566	156	21	21	
<hr/>												
TOTALS	RPI 1-25	RPI 26-50		W-L RECORDS	RPI 51-100		RPI 101-150		RPI 150+			
4-7-2	0-0-0	0-3-0		OVERALL	1-1-0		1-1-0		2-2-2			
2-4-1	0-0-0	0-2-0		HOME	0-1-0		1-0-0		1-1-1			
2-3-1	0-0-0	0-1-0		AWAY	1-0-0		0-1-0		1-1-1			
0-0-0	0-0-0	0-0-0		NEUTRAL	0-0-0		0-0-0		0-0-0			
<hr/>												
3-6-2	0-0-0	0-3-0		NON-CONFERENCE	1-1-0		0-1-0		2-1-2			
1-3-1	0-0-0	0-2-0		HOME	0-1-0		0-0-0		1-0-1			
2-3-1	0-0-0	0-0-		AWAY	1-0-0		0-1-0		1-1-1			
0-0-0	0-0-0	0-0-0		NEUTRAL	0-0-0		0-0-0		0-0-0			
<hr/>												
1-1-0	0-0-0	0-0-0		CONFERENCE	0-0-0		1-0-0		0-1-0			
1-1-0	0-0-0	0-0-0		HOME	0-0-0		1-0-0		0-1-0			
0-0-0	0-0-0	0-0-0		AWAY	0-0-0		0-0-0		0-0-0			
0-0-0	0-0-0	0-0-0		NEUTRAL	0-0-0		0-0-0		0-0-0			
<hr/>												
RPI S	Opponent	Score	RPI S	Opponent	Score	RPI S	Opponent	Score	RPI S	Opponent	Score	
30	H	Illinois	0	1	52	A	Wisconsin	1 0	137	H	Loyola Chicago	2 1
37	A	Ohio St.	2	6	80	H	TCU	0 2	142	A	Navy	2 4
43	H	Oklahoma	0	1					157	A	Western Mich.	1 1
									209	A	George Mason	0 2
									211	H	Eastern Mich.	2 2
									212	H	Milwaukee	3 1
									221	A	Central Mich.	1 0
									234	H	Drake	2 3
<hr/>												
LAST 10 GAMES												
234	H	Drake	2	3	43	H	Oklahoma	0 1				
221	A	Central Mich.	1	0	137	H	Loyola Chicago	2 1				
157	A	Western Mich.	1	1	52	A	Wisconsin	1 0				
142	A	Navy	2	4	211	H	Eastern Mich.	2 2				
209	A	George Mason	0	2	80	H	TCU	0 2				

Non-Div. I Games:

Illinois St.

Average RPI Win:	166	WON-LOST	WINNING	LAST 10	STRENGTH OF	OPP. STRENGTH	TEAM	ADJ	CONF.	ADJ CONF.		
Average RPI Loss:	89	RECORD	PCT. RANK	GAMES	SCHEDULE	OF SCHEDULE	RPI	RPI	RPI	RPI		
DIV. I ONLY		2-8-2	.25	289	2-6-2	20	177	164	.50281	165	10	10
DIV. I NON-CONF.		1-6-2	.22222	288	1-4-2	27	217	202	.4802	202	10	10
<hr/>												
TOTALS	RPI 1-25	RPI 26-50		W-L RECORDS		RPI 51-100		RPI 101-150		RPI 150+		
2-8-2	0-0-0	0-2-0		OVERALL		1-3-1		0-2-1		1-1-0		
2-3-0	0-0-0	0-0-0		HOME		1-1-0		0-1-0		1-1-0		
0-4-2	0-0-0	0-2-0		AWAY		0-1-1		0-1-1		0-0-0		
0-1-0	0-0-0	0-0-0		NEUTRAL		0-1-0		0-0-0		0-0-0		
<hr/>												
1-6-2	0-0-0	0-1-0		NON-CONFERENCE		0-2-1		0-2-1		1-1-0		
1-3-0	0-0-0	0-0-0		HOME		0-1-0		0-1-0		1-1-0		
0-2-2	0-0-0	0-0-		AWAY		0-0-1		0-1-1		0-0-0		
0-1-0	0-0-0	0-0-0		NEUTRAL		0-1-0		0-0-0		0-0-0		
<hr/>												
1-2-0	0-0-0	0-1-0		CONFERENCE		1-1-0		0-0-0		0-0-0		
1-0-0	0-0-0	0-0-0		HOME		1-0-0		0-0-0		0-0-0		
0-2-0	0-0-0	0-1-0		AWAY		0-1-0		0-0-0		0-0-0		
0-0-0	0-0-0	0-0-0		NEUTRAL		0-0-0		0-0-0		0-0-0		
<hr/>												
RPI	S	Opponent	Score	RPI	S	Opponent	Score	RPI	S	Opponent	Score	
				28	A	St. John's (NY)	0 3	56	N	William & Mary	1 5	
				50	A	James Madison	0 5	59	A	DePaul	0 1	
								85	H	Cornell	0 1	
								94	A	Monmouth	0 0	
								95	H	Marquette	1 0	
								118	A	Penn	1 3	
								121	A	La Salle	1 1	
								136	H	Saint Joseph's	1 2	
								177	H	Duquesne	1 3	
								236	H	Albany (NY)	1 0	
<hr/>												
LAST 10 GAMES												
				28	A	St. John's (NY)	0 3	59	A	DePaul	0 1	
				236	H	Albany (NY)	1 0	95	H	Marquette	1 0	
				85	H	Cornell	0 1	177	H	Duquesne	1 3	
				136	H	Saint Joseph's	1 2	118	A	Penn	1 3	
				94	A	Monmouth	0 0	121	A	La Salle	1 1	

Non-Div. I Games:

Seton Hall

Average RPI Win:		262	WON-LOST RECORD		WINNING PCT. RANK		LAST 10 GAMES		STRENGTH OF SCHEDULE		OPP. STRENGTH OF SCHEDULE		TEAM RPI		ADJ RPI		CONF. RPI		ADJ CONF. RPI	
DIV. I ONLY			8-4-1		.65385 75		6-3-1		266		178		165		.50261 166		21		21	
DIV. I NON-CONF.			4-3-1		.5625 126		2-2-1		226		187		181		.49526 181		20		20	
TOTALS		RPI 1-25		RPI 26-50		W-L RECORDS		RPI 51-100		RPI 101-150		RPI 150+								
8-4-1		0-0-0		0-1-0		OVERALL		0-1-1		0-1-0		8-1-0								
4-0-1		0-0-0		0-0-0		HOME		0-0-1		0-0-0		4-0-0								
2-4-0		0-0-0		0-1-0		AWAY		0-1-0		0-1-0		2-1-0								
2-0-0		0-0-0		0-0-0		NEUTRAL		0-0-0		0-0-0		2-0-0								
4-3-1		0-0-0		0-1-0		NON-CONFERENCE		0-1-1		0-0-0		4-1-0								
2-0-1		0-0-0		0-0-0		HOME		0-0-1		0-0-0		2-0-0								
0-3-0		0-0-0		0-0-		AWAY		0-1-0		0-0-0		0-1-0								
2-0-0		0-0-0		0-0-0		NEUTRAL		0-0-0		0-0-0		2-0-0								
4-1-0		0-0-0		0-0-0		CONFERENCE		0-0-0		0-1-0		4-0-0								
2-0-0		0-0-0		0-0-0		HOME		0-0-0		0-0-0		2-0-0								
2-1-0		0-0-0		0-0-0		AWAY		0-0-0		0-1-0		2-0-0								
0-0-0		0-0-0		0-0-0		NEUTRAL		0-0-0		0-0-0		0-0-0								
RPI	S	Opponent		Score		RPI	S	Opponent		Score		RPI	S	Opponent		Score				
				35	A	Washington St.	1	3	60	H	Seattle	0	0	104	A	Eastern Wash.	1	2		
									69	A	Memphis	3	4	159	A	Weber St.	1	0		
														199	A	Boise St.	0	1		
														249	N	Indiana St.	3	1		
														255	H	Portland St.	1	0		
														269	H	New Mexico St.	3	0		
														278	N	Arkansas St.	2	0		
														279	H	Sacramento St.	1	0		
														291	A	Idaho St.	2	1		
														312	H	South Dakota	4	1		
				LAST 10 GAMES																
				159 A Weber St.				1	0	279 H Sacramento St.				1	0					
				291 A Idaho St.				2	1	255 H Portland St.				1	0					
				60 H Seattle				0	0	278 N Arkansas St.				2	0					
				312 H South Dakota				4	1	104 A Eastern Wash.				1	2					
				69 A Memphis				3	4	199 A Boise St.				0	1					

**Non-Div. I Games:**

Idaho

Average RPI Win:	246	WON-LOST RECORD	WINNING PCT. RANK	LAST 10 GAMES	STRENGTH OF SCHEDULE	OPP. STRENGTH OF SCHEDULE	TEAM RPI	ADJ RPI	CONF. RPI	ADJ CONF. RPI	
Average RPI Loss:	144										
DIV. I ONLY	7-4-1	.625	95	5-4-1	231	210	166	.5024	167	24	24
DIV. I NON-CONF.	3-3-1	.5	156	1-3-1	212	214	198	.4818	198	24	24
<hr/>											
TOTALS	RPI 1-25	RPI 26-50		W-L RECORDS		RPI 51-100		RPI 101-150		RPI 150+	
7-4-1	0-0-0	0-0-0		OVERALL		0-0-0		0-2-1		7-2-0	
2-1-1	0-0-0	0-0-0		HOME		0-0-0		0-0-1		2-1-0	
5-1-0	0-0-0	0-0-0		AWAY		0-0-0		0-1-0		5-0-0	
0-2-0	0-0-0	0-0-0		NEUTRAL		0-0-0		0-1-0		0-1-0	
<hr/>											
3-3-1	0-0-0	0-0-0		NON-CONFERENCE		0-0-0		0-2-1		3-1-0	
0-0-1	0-0-0	0-0-0		HOME		0-0-0		0-0-1		0-0-0	
3-1-0	0-0-0	0-0-		AWAY		0-0-0		0-1-0		3-0-0	
0-2-0	0-0-0	0-0-0		NEUTRAL		0-0-0		0-1-0		0-1-0	
<hr/>											
4-1-0	0-0-0	0-0-0		CONFERENCE		0-0-0		0-0-0		4-1-0	
2-1-0	0-0-0	0-0-0		HOME		0-0-0		0-0-0		2-1-0	
2-0-0	0-0-0	0-0-0		AWAY		0-0-0		0-0-0		2-0-0	
0-0-0	0-0-0	0-0-0		NEUTRAL		0-0-0		0-0-0		0-0-0	
<hr/>											
RPI S	Opponent	Score	RPI S	Opponent	Score	RPI S	Opponent	Score	RPI S	Opponent	Score
						109 N Rice 0 2					
						129 H Baylor 1 1					
						131 A SMU 1 3					
						161 N Fla. Atlantic 0 2					
						175 H Houston Baptist 0 1					
						200 H Central Ark. 2 1					
						210 A McNeese St. 2 1					
						224 A UTSA 2 1					
						226 A La.-Lafayette 1 0					
						266 A Lamar 1 0					
						292 A Prairie View 4 0					
						303 H A&M-Corpus Christi 1 0					
<hr/>											
			LAST 10 GAMES								
			303 H A&M-Corpus Christi 1 0			266 A Lamar 1 0					
			175 H Houston Baptist 0 1			210 A McNeese St. 2 1					
			200 H Central Ark. 2 1			129 H Baylor 1 1					
			292 A Prairie View 4 0			109 N Rice 0 2					
			131 A SMU 1 3			161 N Fla. Atlantic 0 2					

Non-Div. I Games:

Sam Houston St.

Average RPI Win:	256	WON-LOST	WINNING	LAST 10	STRENGTH OF	OPP. STRENGTH	TEAM	ADJ	CONF.	ADJ CONF.			
Average RPI Loss:	113	RECORD	PCT. RANK	GAMES	SCHEDULE	OF SCHEDULE	RPI	RPI	RPI	RPI			
DIV. I ONLY	7-2-3	.70833	44	6-2-2	293	158	169	.50239	168	17	17		
DIV. I NON-CONF.	5-1-3	.72222	50	4-1-2	295	131	169	.50144	168	19	19		
<hr/>													
TOTALS	RPI 1-25	RPI 26-50		W-L RECORDS		RPI 51-100		RPI 101-150		RPI 150+			
7-2-3	0-0-0	0-0-0		OVERALL		0-1-1		1-1-1		6-0-1			
5-0-1	0-0-0	0-0-0		HOME		0-0-0		1-0-1		4-0-0			
2-2-2	0-0-0	0-0-0		AWAY		0-1-1		0-1-0		2-0-1			
0-0-0	0-0-0	0-0-0		NEUTRAL		0-0-0		0-0-0		0-0-0			
5-1-3	0-0-0	0-0-0		NON-CONFERENCE		0-1-1		1-0-1		4-0-1			
4-0-1	0-0-0	0-0-0		HOME		0-0-0		1-0-1		3-0-0			
1-1-2	0-0-0	0-0-		AWAY		0-1-1		0-0-0		1-0-1			
0-0-0	0-0-0	0-0-0		NEUTRAL		0-0-0		0-0-0		0-0-0			
2-1-0	0-0-0	0-0-0		CONFERENCE		0-0-0		0-1-0		2-0-0			
1-0-0	0-0-0	0-0-0		HOME		0-0-0		0-0-0		1-0-0			
1-1-0	0-0-0	0-0-0		AWAY		0-0-0		0-1-0		1-0-0			
0-0-0	0-0-0	0-0-0		NEUTRAL		0-0-0		0-0-0		0-0-0			
RPI	S	Opponent	Score	RPI	S	Opponent	Score	RPI	S	Opponent	Score		
				65 A Vanderbilt				1	1	116 H Georgia		0	0
				82 A Appalachian St.				0	1	124 H UNCG		2	0
										143 A Longwood		0	1
										191 A Towson		2	2
										241 H Stetson		2	0
										263 H Winthrop		2	0
										264 A Gardner-Webb		2	0
										275 H North Florida		2	0
										306 H USC Upstate		2	0
										322 A Mt. St. Mary's		2	1
LAST 10 GAMES													
143 A Longwood				0	1	263 H Winthrop				2	0		
306 H USC Upstate				2	0	264 A Gardner-Webb				2	0		
65 A Vanderbilt				1	1	241 H Stetson				2	0		
82 A Appalachian St.				0	1	322 A Mt. St. Mary's				2	1		
275 H North Florida				2	0	191 A Towson				2	2		

Non-Div. I Games:

High Point



Average RPI Win: 250		WON-LOST RECORD		WINNING PCT. RANK		LAST 10 GAMES		STRENGTH OF SCHEDULE		OPP. STRENGTH OF SCHEDULE		TEAM RPI		ADJ RPI		CONF. RPI		ADJ CONF. RPI	
DIV. I ONLY		5-5-2		.5 158		4-4-2		145		222		167		.50192 169		16		16	
DIV. I NON-CONF.		2-4-2		.375 236		1-3-2		126		197		195		.48214 195		15		15	
TOTALS		RPI 1-25		RPI 26-50		W-L RECORDS		RPI 51-100		RPI 101-150		RPI 150+							
5-5-2		0-0-0		0-0-0		OVERALL		0-2-0		0-3-2		5-0-0							
1-3-1		0-0-0		0-0-0		HOME		0-1-0		0-2-1		1-0-0							
4-2-1		0-0-0		0-0-0		AWAY		0-1-0		0-1-1		4-0-0							
0-0-0		0-0-0		0-0-0		NEUTRAL		0-0-0		0-0-0		0-0-0							
2-4-2		0-0-0		0-0-0		NON-CONFERENCE		0-2-0		0-2-2		2-0-0							
0-2-1		0-0-0		0-0-0		HOME		0-1-0		0-1-1		0-0-0							
2-2-1		0-0-0		0-0-		AWAY		0-1-0		0-1-1		2-0-0							
0-0-0		0-0-0		0-0-0		NEUTRAL		0-0-0		0-0-0		0-0-0							
3-1-0		0-0-0		0-0-0		CONFERENCE		0-0-0		0-1-0		3-0-0							
1-1-0		0-0-0		0-0-0		HOME		0-0-0		0-1-0		1-0-0							
2-0-0		0-0-0		0-0-0		AWAY		0-0-0		0-0-0		2-0-0							
0-0-0		0-0-0		0-0-0		NEUTRAL		0-0-0		0-0-0		0-0-0							
RPI	S	Opponent		Score	RPI	S	Opponent		Score	RPI	S	Opponent		Score	RPI	S	Opponent		Score
							62	A	Cal Poly	1	2		109	A	Rice	1	2		
							76	H	San Francisco	1	3		127	H	Utah St.	0	1		
													132	H	St. Mary's (CA)	1	1		
													133	H	CSUN	3	4		
													149	A	UC Santa Barbara	1	1		
													199	H	Boise St.	2	1		
													230	A	Wyoming	1	0		
													266	A	Lamar	3	0		
													274	A	Colorado St.	2	0		
													279	A	Sacramento St.	2	1		
LAST 10 GAMES																			
							274	A	Colorado St.	2	0		127	H	Utah St.	0	1		
							230	A	Wyoming	1	0		199	H	Boise St.	2	1		
							133	H	CSUN	3	4		132	H	St. Mary's (CA)	1	1		
							76	H	San Francisco	1	3		279	A	Sacramento St.	2	1		
							62	A	Cal Poly	1	2		149	A	UC Santa Barbara	1	1		

Non-Div. I Games:

San Jose St.

Average RPI Win:	264	WON-LOST	WINNING	LAST 10	STRENGTH OF	OPP. STRENGTH	TEAM	ADJ	CONF.	ADJ CONF.							
Average RPI Loss:	144	RECORD	PCT. RANK	GAMES	SCHEDULE	OF SCHEDULE	RPI	RPI	RPI	RPI							
DIV. I ONLY		5-5-2	.5	158	5-4-1		112	300	170	.50061	170	26	27				
DIV. I NON-CONF.		4-2-2	.625	92	4-1-1		133	283	113	.53064	114	29	29				
<hr/>																	
TOTALS	RPI 1-25	RPI 26-50		W-L RECORDS		RPI 51-100		RPI 101-150		RPI 150+							
5-5-2	0-0-0	0-0-0		OVERALL		0-2-1		0-1-0		5-2-1							
4-2-0	0-0-0	0-0-0		HOME		0-2-0		0-0-0		4-0-0							
1-3-2	0-0-0	0-0-0		AWAY		0-0-1		0-1-0		1-2-1							
0-0-0	0-0-0	0-0-0		NEUTRAL		0-0-0		0-0-0		0-0-0							
<hr/>																	
4-2-2	0-0-0	0-0-0		NON-CONFERENCE		0-1-1		0-0-0		4-1-1							
3-1-0	0-0-0	0-0-0		HOME		0-1-0		0-0-0		3-0-0							
1-1-2	0-0-0	0-0-		AWAY		0-0-1		0-0-0		1-1-1							
0-0-0	0-0-0	0-0-0		NEUTRAL		0-0-0		0-0-0		0-0-0							
<hr/>																	
1-3-0	0-0-0	0-0-0		CONFERENCE		0-1-0		0-1-0		1-1-0							
1-1-0	0-0-0	0-0-0		HOME		0-1-0		0-0-0		1-0-0							
0-2-0	0-0-0	0-0-0		AWAY		0-0-0		0-1-0		0-1-0							
0-0-0	0-0-0	0-0-0		NEUTRAL		0-0-0		0-0-0		0-0-0							
<hr/>																	
RPI	S	Opponent	Score	RPI	S	Opponent	Score	RPI	S	Opponent	Score	RPI	S	Opponent	Score		
								85	A	Cornell	0	0	141	A	Manhattan	0	1
								94	H	Monmouth	0	1	188	H	New Hampshire	2	0
								97	H	Central Conn. St.	0	1	190	A	Niagara	0	2
												198	A	Hartford	1	4	
												222	H	Vermont	3	2	
												257	A	Holy Cross	3	3	
												285	H	Binghamton	1	0	
												295	A	LIU Brooklyn	2	1	
												330	H	Saint Peter's	7	0	
				LAST 10 GAMES													
				141	A	Manhattan	0	1	94	H	Monmouth	0	1				
				330	H	Saint Peter's	7	0	190	A	Niagara	0	2				
				97	H	Central Conn. St.	0	1	285	H	Binghamton	1	0				
				295	A	LIU Brooklyn	2	1	188	H	New Hampshire	2	0				
				222	H	Vermont	3	2	85	A	Cornell	0	0				

Non-Div. I Games:

Siena

Average RPI Win: 173		WON-LOST	WINNING	LAST 10	STRENGTH OF		OPP. STRENGTH	TEAM	ADJ	CONF.	ADJ CONF.						
Average RPI Loss: 88		RECORD	PCT. RANK	GAMES	SCHEDULE		OF SCHEDULE	RPI	RPI	RPI	RPI						
DIV. I ONLY		4-8-0	.33333	257	4-6-0		61	127	171	.50048	171						
DIV. I NON-CONF.		4-5-0	.44444	193	4-3-0		142	166	180	.49543	180						
<hr/>																	
TOTALS		RPI 1-25		RPI 26-50		W-L RECORDS		RPI 51-100		RPI 101-150		RPI 150+					
4-8-0		0-1-0		0-1-0		OVERALL		0-3-0		2-2-0		2-1-0					
2-4-0		0-1-0		0-1-0		HOME		0-1-0		1-1-0		1-0-0					
2-3-0		0-0-0		0-0-0		AWAY		0-1-0		1-1-0		1-1-0					
0-1-0		0-0-0		0-0-0		NEUTRAL		0-1-0		0-0-0		0-0-0					
4-5-0		0-0-0		0-0-0		NON-CONFERENCE		0-2-0		2-2-0		2-1-0					
2-2-0		0-0-0		0-0-0		HOME		0-1-0		1-1-0		1-0-0					
2-2-0		0-0-0		0-0-		AWAY		0-0-0		1-1-0		1-1-0					
0-1-0		0-0-0		0-0-0		NEUTRAL		0-1-0		0-0-0		0-0-0					
0-3-0		0-1-0		0-1-0		CONFERENCE		0-1-0		0-0-0		0-0-0					
0-2-0		0-1-0		0-1-0		HOME		0-0-0		0-0-0		0-0-0					
0-1-0		0-0-0		0-0-0		AWAY		0-1-0		0-0-0		0-0-0					
0-0-0		0-0-0		0-0-0		NEUTRAL		0-0-0		0-0-0		0-0-0					
RPI	S	Opponent		Score	RPI	S	Opponent		Score	RPI	S	Opponent	Score				
8	H	Virginia Tech		0 3	41	H	Boston College		0 1	56	H	William & Mary	0 3	114	A	Coastal Caro.	1 2
										70	A	Pittsburgh	0 2	117	H	Elon	2 0
										98	N	Pepperdine	0 1	124	H	UNCG	0 2
														134	A	ETSU	2 0
														192	A	San Diego	1 2
														207	A	Davidson	2 1
														232	H	Oregon	2 0
<hr/>																	
LAST 10 GAMES																	
					70	A	Pittsburgh		0 2	41	H	Boston College		0 1			
					114	A	Coastal Caro.		1 2	8	H	Virginia Tech		0 3			
					207	A	Davidson		2 1	232	H	Oregon		2 0			
					124	H	UNCG		0 2	134	A	ETSU		2 0			
					56	H	William & Mary		0 3	117	H	Elon		2 0			

Non-Div. I Games:

North Carolina St.

Average RPI Win: 217		WON-LOST RECORD		WINNING PCT. RANK		LAST 10 GAMES		STRENGTH OF SCHEDULE		OPP. STRENGTH OF SCHEDULE		TEAM RPI		ADJ RPI		CONF. RPI		ADJ CONF. RPI	
DIV. I ONLY		8-5-0		.61538 109		6-4-0		228		219		172		.49995 172		21		21	
DIV. I NON-CONF.		5-5-0		.5 156		3-4-0		160		269		190		.48945 190		20		20	
TOTALS		RPI 1-25		RPI 26-50		W-L RECORDS		RPI 51-100		RPI 101-150		RPI 150+							
8-5-0		0-0-0		0-0-0		OVERALL		1-0-0		0-1-0		7-4-0							
5-2-0		0-0-0		0-0-0		HOME		1-0-0		0-1-0		4-1-0							
1-3-0		0-0-0		0-0-0		AWAY		0-0-0		0-0-0		1-3-0							
2-0-0		0-0-0		0-0-0		NEUTRAL		0-0-0		0-0-0		2-0-0							
5-5-0		0-0-0		0-0-0		NON-CONFERENCE		1-0-0		0-1-0		4-4-0							
2-2-0		0-0-0		0-0-0		HOME		1-0-0		0-1-0		1-1-0							
1-3-0		0-0-0		0-0-		AWAY		0-0-0		0-0-0		1-3-0							
2-0-0		0-0-0		0-0-0		NEUTRAL		0-0-0		0-0-0		2-0-0							
3-0-0		0-0-0		0-0-0		CONFERENCE		0-0-0		0-0-0		3-0-0							
3-0-0		0-0-0		0-0-0		HOME		0-0-0		0-0-0		3-0-0							
0-0-0		0-0-0		0-0-0		AWAY		0-0-0		0-0-0		0-0-0							
0-0-0		0-0-0		0-0-0		NEUTRAL		0-0-0		0-0-0		0-0-0							
RPI	S	Opponent		Score		RPI	S	Opponent		Score		RPI	S	Opponent		Score			
								70	H	Pittsburgh	1 0			106	H	Fairleigh Dickinson	0 2		
														153	A	Colorado Col.	0 1		
														159	H	Weber St.	1 0		
														174	A	Creighton	0 3		
														197	H	Montana	3 2		
														230	N	Wyoming	3 1		
														234	H	Drake	2 1		
														251	A	Omaha	0 1		
														267	A	Southeast Mo. St.	1 0		
														274	H	Colorado St.	1 3		
														288	N	Air Force	1 0		
														291	H	Idaho St.	3 0		
LAST 10 GAMES																			
						197	H	Montana	3 2	159	H	Weber St.	1 0						
						251	A	Omaha	0 1	291	H	Idaho St.	3 0						
						174	A	Creighton	0 3	106	H	Fairleigh Dickinson	0 2						
						230	N	Wyoming	3 1	234	H	Drake	2 1						
						274	H	Colorado St.	1 3	267	A	Southeast Mo. St.	1 0						

Non-Div. I Games:

Northern Colo.

Average RPI Win:	226	WON-LOST	WINNING	LAST 10	STRENGTH OF	OPP. STRENGTH	TEAM	ADJ	CONF.	ADJ CONF.			
Average RPI Loss:	144	RECORD	PCT. RANK	GAMES	SCHEDULE	OF SCHEDULE	RPI	RPI	RPI	RPI			
DIV. I ONLY	7-4-1	.625	95	6-3-1	258	147	173	.49985	173	28	28		
DIV. I NON-CONF.	5-4-0	.55556	134	4-3-0	268	121	200	.48062	200	27	27		
<hr/>													
TOTALS	RPI 1-25	RPI 26-50		W-L RECORDS		RPI 51-100		RPI 101-150		RPI 150+			
7-4-1	0-0-0	0-0-0		OVERALL		0-2-1		1-0-0		6-2-0			
5-0-1	0-0-0	0-0-0		HOME		0-0-1		1-0-0		4-0-0			
2-4-0	0-0-0	0-0-0		AWAY		0-2-0		0-0-0		2-2-0			
0-0-0	0-0-0	0-0-0		NEUTRAL		0-0-0		0-0-0		0-0-0			
<hr/>													
5-4-0	0-0-0	0-0-0		NON-CONFERENCE		0-2-0		1-0-0		4-2-0			
5-0-0	0-0-0	0-0-0		HOME		0-0-0		1-0-0		4-0-0			
0-4-0	0-0-0	0-0-		AWAY		0-2-0		0-0-0		0-2-0			
0-0-0	0-0-0	0-0-0		NEUTRAL		0-0-0		0-0-0		0-0-0			
<hr/>													
2-0-1	0-0-0	0-0-0		CONFERENCE		0-0-1		0-0-0		2-0-0			
0-0-1	0-0-0	0-0-0		HOME		0-0-1		0-0-0		0-0-0			
2-0-0	0-0-0	0-0-0		AWAY		0-0-0		0-0-0		2-0-0			
0-0-0	0-0-0	0-0-0		NEUTRAL		0-0-0		0-0-0		0-0-0			
<hr/>													
RPI S	Opponent	Score	RPI S	Opponent	Score	RPI S	Opponent	Score	RPI S	Opponent	Score		
						60 H	Seattle	1	1	127 H	Utah St.	1	0
						61 A	San Diego St.	0	6	184 A	UNLV	3	4
						86 A	UTEP	0	1	185 A	UMKC	1	0
									197 H	Montana	6	2	
									200 H	Central Ark.	2	0	
									244 A	Southern Utah	1	2	
									255 H	Portland St.	1	0	
									291 H	Idaho St.	5	1	
									327 A	Chicago St.	7	1	
			LAST 10 GAMES										
			60 H	Seattle	1	1	327 A	Chicago St.	7	1			
			255 H	Portland St.	1	0	185 A	UMKC	1	0			
			86 A	UTEP	0	1	184 A	UNLV	3	4			
			291 H	Idaho St.	5	1	197 H	Montana	6	2			
			244 A	Southern Utah	1	2	127 H	Utah St.	1	0			

**Non-Div. I Games:**

Utah Valley

Average RPI Win:	246	WON-LOST	WINNING	LAST 10	STRENGTH OF	OPP. STRENGTH	TEAM	ADJ	CONF.	ADJ CONF.		
Average RPI Loss:	116	RECORD	PCT. RANK	GAMES	SCHEDULE	OF SCHEDULE	RPI	RPI	RPI	RPI		
DIV. I ONLY		9-5-0	.64286	82	6-4-0	264	185	175	.49922	174	10	10
DIV. I NON-CONF.		8-3-0	.72727	49	5-2-0	256	239	135	.51879	135	10	10
<hr/>												
TOTALS	RPI 1-25	RPI 26-50		W-L RECORDS		RPI 51-100		RPI 101-150		RPI 150+		
9-5-0	0-0-0	0-0-0		OVERALL		0-3-0		0-0-0		9-2-0		
7-2-0	0-0-0	0-0-0		HOME		0-1-0		0-0-0		7-1-0		
2-2-0	0-0-0	0-0-0		AWAY		0-1-0		0-0-0		2-1-0		
0-1-0	0-0-0	0-0-0		NEUTRAL		0-1-0		0-0-0		0-0-0		
8-3-0	0-0-0	0-0-0		NON-CONFERENCE		0-1-0		0-0-0		8-2-0		
6-1-0	0-0-0	0-0-0		HOME		0-0-0		0-0-0		6-1-0		
2-1-0	0-0-0	0-0-		AWAY		0-0-0		0-0-0		2-1-0		
0-1-0	0-0-0	0-0-0		NEUTRAL		0-1-0		0-0-0		0-0-0		
1-2-0	0-0-0	0-0-0		CONFERENCE		0-2-0		0-0-0		1-0-0		
1-1-0	0-0-0	0-0-0		HOME		0-1-0		0-0-0		1-0-0		
0-1-0	0-0-0	0-0-0		AWAY		0-1-0		0-0-0		0-0-0		
0-0-0	0-0-0	0-0-0		NEUTRAL		0-0-0		0-0-0		0-0-0		
RPI	S	Opponent	Score	RPI	S	Opponent	Score	RPI	S	Opponent	Score	
						59 H DePaul	0 4	172 H Northern Colo.		3 0		
						60 N Seattle	2 3	180 H South Dakota St.		0 1		
						95 A Marquette	1 5	185 A UMKC		1 2		
								197 A Montana		1 0		
								221 H Central Mich.		1 0		
								234 A Drake		3 2		
								246 H Villanova		3 1		
								251 H Omaha		4 0		
								274 H Colorado St.		2 0		
								310 H Northern Ill.		4 1		
								312 H South Dakota		1 0		
<hr/>												
LAST 10 GAMES												
						95 A Marquette	1 5	246 H Villanova		3 1		
						234 A Drake	3 2	59 H DePaul		0 4		
						274 H Colorado St.	2 0	60 N Seattle		2 3		
						172 H Northern Colo.	3 0	180 H South Dakota St.		0 1		
						197 A Montana	1 0	251 H Omaha		4 0		

Non-Div. I Games:

Creighton

Average RPI Win: 227		WON-LOST RECORD		WINNING PCT. RANK		LAST 10 GAMES		STRENGTH OF SCHEDULE		OPP. STRENGTH OF SCHEDULE		TEAM RPI		ADJ RPI		CONF. RPI		ADJ CONF. RPI	
DIV. I ONLY		6-3-1		.65 80		6-3-1		227		290		174		.49856 175		24		24	
DIV. I NON-CONF.		2-2-1		.5 156		2-2-1		285		277		243		.44018 244		24		24	
TOTALS		RPI 1-25		RPI 26-50		W-L RECORDS		RPI 51-100		RPI 101-150		RPI 150+							
6-3-1		0-0-0		0-0-0		OVERALL		1-0-0		0-1-0		5-2-1							
4-0-0		0-0-0		0-0-0		HOME		1-0-0		0-0-0		3-0-0							
2-2-1		0-0-0		0-0-0		AWAY		0-0-0		0-1-0		2-1-1							
0-1-0		0-0-0		0-0-0		NEUTRAL		0-0-0		0-0-0		0-1-0							
2-2-1		0-0-0		0-0-0		NON-CONFERENCE		1-0-0		0-1-0		1-1-1							
2-0-0		0-0-0		0-0-0		HOME		1-0-0		0-0-0		1-0-0							
0-1-1		0-0-0		0-0-		AWAY		0-0-0		0-1-0		0-0-1							
0-1-0		0-0-0		0-0-0		NEUTRAL		0-0-0		0-0-0		0-1-0							
4-1-0		0-0-0		0-0-0		CONFERENCE		0-0-0		0-0-0		4-1-0							
2-0-0		0-0-0		0-0-0		HOME		0-0-0		0-0-0		2-0-0							
2-1-0		0-0-0		0-0-0		AWAY		0-0-0		0-0-0		2-1-0							
0-0-0		0-0-0		0-0-0		NEUTRAL		0-0-0		0-0-0		0-0-0							
RPI S	Opponent	Score		RPI S	Opponent	Score		RPI S	Opponent	Score		RPI S	Opponent	Score					
								86 H	UTEP	3 2		103 A	UC Riverside	0 2					
												167 A	Sam Houston St.	1 0					
												187 A	Stephen F. Austin	1 2					
												196 H	Southeastern La.	1 0					
												244 N	Southern Utah	1 2					
												277 A	Incarnate Word	3 2					
												317 H	Texas Southern	1 0					
												318 H	Nicholls St.	3 1					
												323 A	UTRGV	0 0					
				LAST 10 GAMES															
				187 A Stephen F. Austin 1 2				318 H Nicholls St. 3 1											
				167 A Sam Houston St. 1 0				196 H Southeastern La. 1 0											
				277 A Incarnate Word 3 2				103 A UC Riverside 0 2											
				323 A UTRGV 0 0				86 H UTEP 3 2											
				244 N Southern Utah 1 2				317 H Texas Southern 1 0											

Non-Div. I Games:

Houston Baptist

Average RPI Win:		218	WON-LOST RECORD		WINNING PCT. RANK		LAST 10 GAMES		STRENGTH OF SCHEDULE		OPP. STRENGTH OF SCHEDULE		TEAM RPI		ADJ RPI		CONF. RPI		ADJ CONF. RPI		
DIV. I ONLY			5-6-1		.45833 186		4-5-1		178		60		176		.49855 176		9		9		
DIV. I NON-CONF.			4-6-1		.40909 222		3-5-1		186		50		194		.48355 194		9		9		
TOTALS		RPI 1-25		RPI 26-50		W-L RECORDS		RPI 51-100		RPI 101-150		RPI 150+									
5-6-1		0-3-0		0-1-0		OVERALL		0-0-0		1-2-0		4-0-1									
2-2-0		0-2-0		0-0-0		HOME		0-0-0		1-0-0		1-0-0									
1-3-0		0-0-0		0-1-0		AWAY		0-0-0		0-2-0		1-0-0									
2-1-1		0-1-0		0-0-0		NEUTRAL		0-0-0		0-0-0		2-0-1									
4-6-1		0-3-0		0-1-0		NON-CONFERENCE		0-0-0		0-2-0		4-0-1									
1-2-0		0-2-0		0-0-0		HOME		0-0-0		0-0-0		1-0-0									
1-3-0		0-0-0		0-0-		AWAY		0-0-0		0-2-0		1-0-0									
2-1-1		0-1-0		0-0-0		NEUTRAL		0-0-0		0-0-0		2-0-1									
1-0-0		0-0-0		0-0-0		CONFERENCE		0-0-0		1-0-0		0-0-0									
1-0-0		0-0-0		0-0-0		HOME		0-0-0		1-0-0		0-0-0									
0-0-0		0-0-0		0-0-0		AWAY		0-0-0		0-0-0		0-0-0									
0-0-0		0-0-0		0-0-0		NEUTRAL		0-0-0		0-0-0		0-0-0									
RPI	S	Opponent			Score		RPI	S	Opponent			Score		RPI	S	Opponent			Score		
5	H	Auburn			0 1		34	A	Texas A&M			0 4		103	H	UC Riverside			1 0		
12	H	Santa Clara			0 4									145	A	FIU			0 2		
14	N	Washington			0 2									148	A	Portland			1 3		
														161	A	Fla. Atlantic			1 0		
														201	N	Abilene Christian			0 0		
														259	N	Nevada			1 0		
														274	N	Colorado St.			1 0		
														291	H	Idaho St.			3 1		
LAST 10 GAMES																					
161	A	Fla. Atlantic			1 0		103	H	UC Riverside			1 0									
145	A	FIU			0 2		12	H	Santa Clara			0 4									
14	N	Washington			0 2		259	N	Nevada			1 0									
148	A	Portland			1 3		201	N	Abilene Christian			0 0									
274	N	Colorado St.			1 0		34	A	Texas A&M			0 4									

Non-Div. I Games:

UC Irvine








Average RPI Win:	188	WON-LOST	WINNING	LAST 10	STRENGTH OF	OPP. STRENGTH	TEAM	ADJ	CONF.	ADJ CONF.	
Average RPI Loss:	170	RECORD	PCT. RANK	GAMES	SCHEDULE	OF SCHEDULE	RPI	RPI	RPI	RPI	
DIV. I ONLY	6-5-1	.54167	140	5-4-1	204	176	178	.49756	178	15	15
DIV. I NON-CONF.	4-3-1	.5625	126	3-2-1	211	139	160	.50612	155	16	16
<hr/>											
TOTALS	RPI 1-25	RPI 26-50		W-L RECORDS		RPI 51-100		RPI 101-150		RPI 150+	
6-5-1	0-1-0	0-0-0		OVERALL		1-0-0		2-1-0		3-3-1	
3-1-1	0-0-0	0-0-0		HOME		1-0-0		1-0-0		1-1-1	
3-4-0	0-1-0	0-0-0		AWAY		0-0-0		1-1-0		2-2-0	
0-0-0	0-0-0	0-0-0		NEUTRAL		0-0-0		0-0-0		0-0-0	
<hr/>											
4-3-1	0-1-0	0-0-0		NON-CONFERENCE		1-0-0		1-1-0		2-1-1	
2-0-1	0-0-0	0-0-0		HOME		1-0-0		0-0-0		1-0-1	
2-3-0	0-1-0	0-0-		AWAY		0-0-0		1-1-0		1-1-0	
0-0-0	0-0-0	0-0-0		NEUTRAL		0-0-0		0-0-0		0-0-0	
<hr/>											
2-2-0	0-0-0	0-0-0		CONFERENCE		0-0-0		1-0-0		1-2-0	
1-1-0	0-0-0	0-0-0		HOME		0-0-0		1-0-0		0-1-0	
1-1-0	0-0-0	0-0-0		AWAY		0-0-0		0-0-0		1-1-0	
0-0-0	0-0-0	0-0-0		NEUTRAL		0-0-0		0-0-0		0-0-0	
<hr/>											
RPI S	Opponent	Score		RPI S	Opponent	Score		RPI S	Opponent	Score	
13 A	West Virginia	0 1									
								112 A	Drexel	1 0	
								135 H	Kent St.	1 0	
								136 A	Saint Joseph's	1 3	
								190 H	Niagara	1 1	
								211 A	Eastern Mich.	1 0	
								215 H	Ohio	0 1	
								233 A	Bowling Green	1 2	
								254 A	St. Bonaventure	0 2	
								285 H	Binghamton	3 0	
								308 A	Canisius	2 0	
				LAST 10 GAMES							
				135 H	Kent St.	1 0		233 A	Bowling Green	1 2	
				215 H	Ohio	0 1		211 A	Eastern Mich.	1 0	
				13 A	West Virginia	0 1		78 H	Syracuse	1 0	
				285 H	Binghamton	3 0		254 A	St. Bonaventure	0 2	
				190 H	Niagara	1 1		308 A	Canisius	2 0	

**Non-Div. I Games:**

Buffalo

**Non-Div. I Games:**

 Tie,  Loss,  Non-Conf, S Site, H Home, A Away, N Neutral Page 179

Average RPI Win: 258		WON-LOST	WINNING	LAST 10	STRENGTH OF		OPP. STRENGTH	TEAM	ADJ	CONF.	ADJ CONF.
Average RPI Loss: 143		RECORD	PCT. RANK	GAMES	SCHEDULE		OF SCHEDULE	RPI	RPI	RPI	RPI
DIV. I ONLY		6-4-1	.59091	118	6-3-1		222	236	178	.49606	180
DIV. I NON-CONF.		5-4-1	.55	148	5-3-1		215	242	188	.49021	188
TOTALS		RPI 1-25	RPI 26-50		W-L RECORDS		RPI 51-100		RPI 101-150		RPI 150+
6-4-1	0-0-0	0-0-0		OVERALL		0-1-1		0-1-0		6-2-0	
4-1-0	0-0-0	0-0-0		HOME		0-0-0		0-0-0		4-1-0	
2-2-1	0-0-0	0-0-0		AWAY		0-1-1		0-0-0		2-1-0	
0-1-0	0-0-0	0-0-0		NEUTRAL		0-0-0		0-1-0		0-0-0	
5-4-1	0-0-0	0-0-0		NON-CONFERENCE		0-1-1		0-1-0		5-2-0	
3-1-0	0-0-0	0-0-0		HOME		0-0-0		0-0-0		3-1-0	
2-2-1	0-0-0	0-0-		AWAY		0-1-1		0-0-0		2-1-0	
0-1-0	0-0-0	0-0-0		NEUTRAL		0-0-0		0-1-0		0-0-0	
1-0-0	0-0-0	0-0-0		CONFERENCE		0-0-0		0-0-0		1-0-0	
1-0-0	0-0-0	0-0-0		HOME		0-0-0		0-0-0		1-0-0	
0-0-0	0-0-0	0-0-0		AWAY		0-0-0		0-0-0		0-0-0	
0-0-0	0-0-0	0-0-0		NEUTRAL		0-0-0		0-0-0		0-0-0	
RPI S	Opponent	Score	RPI S	Opponent	Score	RPI S	Opponent	Score	RPI S	Opponent	Score
						67 A	Kansas	0 3	137 N	Loyola Chicago	1 2
						95 A	Marquette	1 1	174 A	Creighton	1 0
									182 H	Iowa St.	0 1
									185 A	UMKC	1 3
									234 A	Drake	2 1
									251 H	Omaha	1 0
									286 H	UNI	1 0
									293 H	North Dakota	1 0
									307 H	Green Bay	2 1
LAST 10 GAMES											
			293 H	North Dakota	1 0		251 H	Omaha	1 0		
			286 H	UNI	1 0		67 A	Kansas	0 3		
			95 A	Marquette	1 1		185 A	UMKC	1 3		
			137 N	Loyola Chicago	1 2		234 A	Drake	2 1		
			174 A	Creighton	1 0		307 H	Green Bay	2 1		

Non-Div. I Games:

South Dakota St.

Average RPI Win: 230		WON-LOST RECORD	WINNING PCT. RANK	LAST 10 GAMES	STRENGTH OF SCHEDULE	OPP. STRENGTH OF SCHEDULE	TEAM RPI	ADJ RPI		CONF. RPI	ADJ CONF. RPI
Average RPI Loss: 115											
DIV. I ONLY		5-7-0	.41667 208	4-6-0	110	184	181	.49519	181	12	12
DIV. I NON-CONF.		4-5-0	.44444 193	3-4-0	38	184	110	.53324	111	12	12
<hr/>											
TOTALS		RPI 1-25	RPI 26-50		W-L RECORDS		RPI 51-100		RPI 101-150		RPI 150+
5-7-0		0-2-0	0-0-0		OVERALL		0-2-0		1-1-0		4-2-0
4-3-0		0-2-0	0-0-0		HOME		0-1-0		1-0-0		3-0-0
1-4-0		0-0-0	0-0-0		AWAY		0-1-0		0-1-0		1-2-0
0-0-0		0-0-0	0-0-0		NEUTRAL		0-0-0		0-0-0		0-0-0
4-5-0		0-2-0	0-0-0		NON-CONFERENCE		0-1-0		1-1-0		3-1-0
3-3-0		0-2-0	0-0-0		HOME		0-1-0		1-0-0		2-0-0
1-2-0		0-0-0	0-0-		AWAY		0-0-0		0-1-0		1-1-0
0-0-0		0-0-0	0-0-0		NEUTRAL		0-0-0		0-0-0		0-0-0
1-2-0		0-0-0	0-0-0		CONFERENCE		0-1-0		0-0-0		1-1-0
1-0-0		0-0-0	0-0-0		HOME		0-0-0		0-0-0		1-0-0
0-2-0		0-0-0	0-0-0		AWAY		0-1-0		0-0-0		0-1-0
0-0-0		0-0-0	0-0-0		NEUTRAL		0-0-0		0-0-0		0-0-0
RPI	S	Opponent		Score		RPI	S	Opponent		Score	
9	H	South Fla.		1	2	90	A	Middle Tenn.		0	1
15	H	South Carolina		1	4	99	H	East Carolina		2	3
						114	H	Coastal Caro.		4	1
						117	A	Elon		2	4
						193	A	Mercer		1	2
						239	H	Ga. Southern		4	3
						263	A	Winthrop		2	0
						264	H	Gardner-Webb		3	2
						270	H	UAB		3	2
						280	A	Southern Miss.		0	1

Non-Div. I Games:

Charlotte

Average RPI Win:	195	WON-LOST	WINNING	LAST 10	STRENGTH OF	OPP. STRENGTH	TEAM	ADJ	CONF.	ADJ CONF.	
Average RPI Loss:	96	RECORD	PCT. RANK	GAMES	SCHEDULE	OF SCHEDULE	RPI	RPI	RPI	RPI	
DIV. I ONLY	5-8-0	.38462	225	3-7-0	101	164	183	.49431	182	6	6
DIV. I NON-CONF.	5-4-0	.55556	134	3-3-0	122	209	124	.52695	126	5	5
<hr/>											
TOTALS	RPI 1-25	RPI 26-50		W-L RECORDS	RPI 51-100		RPI 101-150		RPI 150+		
5-8-0	0-0-0	0-2-0		OVERALL	1-2-0		0-3-0		4-1-0		
0-3-0	0-0-0	0-0-0		HOME	0-1-0		0-1-0		0-1-0		
5-5-0	0-0-0	0-2-0		AWAY	1-1-0		0-2-0		4-0-0		
0-0-0	0-0-0	0-0-0		NEUTRAL	0-0-0		0-0-0		0-0-0		
<hr/>											
5-4-0	0-0-0	0-1-0		NON-CONFERENCE	1-0-0		0-2-0		4-1-0		
0-1-0	0-0-0	0-0-0		HOME	0-0-0		0-0-0		0-1-0		
5-3-0	0-0-0	0-0-		AWAY	1-0-0		0-2-0		4-0-0		
0-0-0	0-0-0	0-0-0		NEUTRAL	0-0-0		0-0-0		0-0-0		
<hr/>											
0-4-0	0-0-0	0-1-0		CONFERENCE	0-2-0		0-1-0		0-0-0		
0-2-0	0-0-0	0-0-0		HOME	0-1-0		0-1-0		0-0-0		
0-2-0	0-0-0	0-1-0		AWAY	0-1-0		0-0-0		0-0-0		
0-0-0	0-0-0	0-0-0		NEUTRAL	0-0-0		0-0-0		0-0-0		
<hr/>											
RPI S	Opponent	Score	RPI S	Opponent	Score	RPI S	Opponent	Score	RPI S	Opponent	Score
			33 A	Long Beach St.	1 2	67 H	Kansas	0 4	107 A	Colorado	1 2
			43 A	Oklahoma	0 3	80 A	TCU	0 5	129 H	Baylor	0 1
						98 A	Pepperdine	1 0	147 A	Iowa	0 1
									153 A	Colorado Col.	3 0
									162 H	North Dakota St.	2 3
									180 A	South Dakota St.	1 0
									234 A	Drake	2 0
									312 A	South Dakota	3 0
<hr/>											
LAST 10 GAMES											
			43 A	Oklahoma	0 3	67 H	Kansas	0 4			
			80 A	TCU	0 5	129 H	Baylor	0 1			
			234 A	Drake	2 0	107 A	Colorado	1 2			
			162 H	North Dakota St.	2 3	153 A	Colorado Col.	3 0			
			147 A	Iowa	0 1	98 A	Pepperdine	1 0			

Non-Div. I Games:

Iowa St.

Average RPI Win: 243		WON-LOST	WINNING	LAST 10	STRENGTH OF		OPP. STRENGTH	TEAM	ADJ	CONF.	ADJ CONF.
Average RPI Loss: 106		RECORD	PCT. RANK	GAMES	SCHEDULE		OF SCHEDULE	RPI	RPI	RPI	RPI
DIV. I ONLY		5-5-2	.5	158	4-5-1		173	202	182	.49419	183
DIV. I NON-CONF.		4-3-2	.55556	134	3-3-1		140	210	133	.51951	134
TOTALS		RPI 1-25	RPI 26-50		W-L RECORDS		RPI 51-100		RPI 101-150		RPI 150+
5-5-2	0-0-0	0-0-0		OVERALL		0-3-0		1-2-1		4-0-1	
2-1-1	0-0-0	0-0-0		HOME		0-1-0		1-0-0		1-0-1	
2-4-1	0-0-0	0-0-0		AWAY		0-2-0		0-2-1		2-0-0	
1-0-0	0-0-0	0-0-0		NEUTRAL		0-0-0		0-0-0		1-0-0	
4-3-2	0-0-0	0-0-0		NON-CONFERENCE		0-3-0		1-0-1		3-0-1	
2-1-1	0-0-0	0-0-0		HOME		0-1-0		1-0-0		1-0-1	
1-2-1	0-0-0	0-0-		AWAY		0-2-0		0-0-1		1-0-0	
1-0-0	0-0-0	0-0-0		NEUTRAL		0-0-0		0-0-0		1-0-0	
1-2-0	0-0-0	0-0-0		CONFERENCE		0-0-0		0-2-0		1-0-0	
0-0-0	0-0-0	0-0-0		HOME		0-0-0		0-0-0		0-0-0	
1-2-0	0-0-0	0-0-0		AWAY		0-0-0		0-2-0		1-0-0	
0-0-0	0-0-0	0-0-0		NEUTRAL		0-0-0		0-0-0		0-0-0	
RPI S	Opponent	Score	RPI S	Opponent	Score	RPI S	Opponent	Score	RPI S	Opponent	Score
						84 H	Campbell	0 2	105 A	Lipscomb	1 1
						90 A	Middle Tenn.	0 1	124 A	UNCG	0 2
						99 A	East Carolina	0 1	134 A	ETSU	1 3
									143 H	Longwood	1 0
									223 N	UT Martin	3 0
									260 A	UNC Asheville	3 0
									263 H	Winthrop	1 1
									287 H	Eastern Ky.	3 0
									302 A	VMI	5 0
LAST 10 GAMES											
						124 A	UNCG	0 2	134 A	ETSU	1 3
						105 A	Lipscomb	1 1	302 A	VMI	5 0
						223 N	UT Martin	3 0	84 H	Campbell	0 2
						99 A	East Carolina	0 1	90 A	Middle Tenn.	0 1
						143 H	Longwood	1 0	260 A	UNC Asheville	3 0

Non-Div. I Games:

Western Caro.

UNLV

UNLV



U  
M  
K  
C

UMKC				Through Games Of Sunday, October 4, 2015												
Average RPI Win:	253	WON-LOST RECORD	WINNING PCT. RANK	LAST 10 GAMES	STRENGTH OF SCHEDULE	OPP. STRENGTH OF SCHEDULE	TEAM RPI	ADJ RPI	CONF. RPI	ADJ CONF. RPI						
DIV. I ONLY		7-4-1	.625 95	5-4-1	257	223	185	.49335 185	28	28						
DIV. I NON-CONF.		6-3-0	.66667 76	4-3-0	258	228	158	.50484 158	27	27						
<hr/>																
TOTALS	RPI 1-25	RPI 26-50		W-L RECORDS	RPI 51-100		RPI 101-150		RPI 150+							
7-4-1	0-0-0	0-0-0		OVERALL	0-1-1		0-2-0		7-1-0							
5-2-1	0-0-0	0-0-0		HOME	0-0-1		0-1-0		5-1-0							
2-2-0	0-0-0	0-0-0		AWAY	0-1-0		0-1-0		2-0-0							
0-0-0	0-0-0	0-0-0		NEUTRAL	0-0-0		0-0-0		0-0-0							
<hr/>																
6-3-0	0-0-0	0-0-0		NON-CONFERENCE	0-1-0		0-2-0		6-0-0							
4-1-0	0-0-0	0-0-0		HOME	0-0-0		0-1-0		4-0-0							
2-2-0	0-0-0	0-0-		AWAY	0-1-0		0-1-0		2-0-0							
0-0-0	0-0-0	0-0-0		NEUTRAL	0-0-0		0-0-0		0-0-0							
<hr/>																
1-1-1	0-0-0	0-0-0		CONFERENCE	0-0-1		0-0-0		1-1-0							
1-1-1	0-0-0	0-0-0		HOME	0-0-1		0-0-0		1-1-0							
0-0-0	0-0-0	0-0-0		AWAY	0-0-0		0-0-0		0-0-0							
0-0-0	0-0-0	0-0-0		NEUTRAL	0-0-0		0-0-0		0-0-0							
<hr/>																
RPI S	Opponent	Score	RPI S	Opponent	Score	RPI S	Opponent	Score	RPI S	Opponent	Score					
						60 H	Seattle	0 0	102 H	Oklahoma St.	1 2					
						96 A	Arkansas	0 1	144 A	Missouri St.	1 2					
									173 H	Utah Valley	0 1					
									174 H	Creighton	2 1					
									180 H	South Dakota St.	3 1					
									223 H	UT Martin	4 1					
									234 A	Drake	1 0					
									315 A	Western Ill.	2 0					
									321 H	Eastern Ill.	1 0					
									327 H	Chicago St.	6 0					
						<hr/>										
									LAST 10 GAMES							
									327 H Chicago St.			6 0	60 H Seattle			0 0
									102 H Oklahoma St.			1 2	173 H Utah Valley			0 1
			321 H Eastern Ill.			1 0	180 H South Dakota St.			3 1						
			96 A Arkansas			0 1	315 A Western Ill.			2 0						
			223 H UT Martin			4 1	144 A Missouri St.			1 2						

U  
M  
K  
C

Non-Div. I Games:

UMKC

Average RPI Win:	261	WON-LOST RECORD	WINNING PCT. RANK	LAST 10 GAMES	STRENGTH OF SCHEDULE	OPP. STRENGTH OF SCHEDULE	TEAM RPI	ADJ RPI	CONF. RPI	ADJ CONF. RPI	
Average RPI Loss:	159										
DIV. I ONLY	8-2-3	.73077	38	5-2-3	308	199	186	.49313	186	13	13
DIV. I NON-CONF.	6-1-2	.77778	42	3-1-2	316	212	182	.49341	183	14	14
<hr/>											
TOTALS	RPI 1-25	RPI 26-50	W-L RECORDS		RPI 51-100	RPI 101-150		RPI 150+			
8-2-3	0-0-0	0-0-0	OVERALL		0-0-1	0-1-0		8-1-2			
4-1-2	0-0-0	0-0-0	HOME		0-0-1	0-0-0		4-1-1			
4-1-1	0-0-0	0-0-0	AWAY		0-0-0	0-1-0		4-0-1			
0-0-0	0-0-0	0-0-0	NEUTRAL		0-0-0	0-0-0		0-0-0			
<hr/>											
6-1-2	0-0-0	0-0-0	NON-CONFERENCE		0-0-1	0-0-0		6-1-1			
2-1-2	0-0-0	0-0-0	HOME		0-0-1	0-0-0		2-1-1			
4-0-0	0-0-0	0-0-	AWAY		0-0-0	0-0-0		4-0-0			
0-0-0	0-0-0	0-0-0	NEUTRAL		0-0-0	0-0-0		0-0-0			
<hr/>											
2-1-1	0-0-0	0-0-0	CONFERENCE		0-0-0	0-1-0		2-0-1			
2-0-0	0-0-0	0-0-0	HOME		0-0-0	0-0-0		2-0-0			
0-1-1	0-0-0	0-0-0	AWAY		0-0-0	0-1-0		0-0-1			
0-0-0	0-0-0	0-0-0	NEUTRAL		0-0-0	0-0-0		0-0-0			
<hr/>											
RPI S	Opponent	Score	RPI S	Opponent	Score	RPI S	Opponent	Score	RPI S	Opponent	Score
						79 H	Western Ky.	1 1	111 A	Little Rock	0 3
									189 H	Tennessee Tech	1 1
									207 H	Davidson	1 3
									214 A	Jacksonville St.	4 0
									226 H	La.-Lafayette	3 1
									228 A	Jacksonville	1 0
									245 H	La.-Monroe	1 0
									250 H	Kennesaw St.	3 2
									278 A	Arkansas St.	1 1
									289 H	Belmont	2 1
									309 A	Alabama St.	5 0
									325 A	Alabama A&M	3 0
<hr/>											
LAST 10 GAMES											
						226 H	La.-Lafayette	3 1	111 A	Little Rock	0 3
						245 H	La.-Monroe	1 0	278 A	Arkansas St.	1 1
						207 H	Davidson	1 3	325 A	Alabama A&M	3 0
						289 H	Belmont	2 1	189 H	Tennessee Tech	1 1
						79 H	Western Ky.	1 1	214 A	Jacksonville St.	4 0

Non-Div. I Games:

Georgia St.

Average RPI Win:		240	WON-LOST RECORD		WINNING PCT. RANK		LAST 10 GAMES		STRENGTH OF SCHEDULE		OPP. STRENGTH OF SCHEDULE		TEAM RPI		ADJ RPI		CONF. RPI		ADJ CONF. RPI				
DIV. I ONLY			5-6-1		.45833 186		5-4-1		166		137		188		.49215 187		24		24				
DIV. I NON-CONF.			1-6-0		.14286 305		1-4-0		71		52		227		.45775 227		24		24				
TOTALS		RPI 1-25		RPI 26-50		W-L RECORDS		RPI 51-100		RPI 101-150		RPI 150+											
5-6-1		0-1-0		0-1-0		OVERALL		0-2-0		0-2-0		5-0-1											
3-1-1		0-0-0		0-0-0		HOME		0-0-0		0-1-0		3-0-1											
2-2-0		0-0-0		0-0-0		AWAY		0-1-0		0-1-0		2-0-0											
0-3-0		0-1-0		0-1-0		NEUTRAL		0-1-0		0-0-0		0-0-0											
1-6-0		0-1-0		0-1-0		NON-CONFERENCE		0-2-0		0-2-0		1-0-0											
1-1-0		0-0-0		0-0-0		HOME		0-0-0		0-1-0		1-0-0											
0-2-0		0-0-0		0-0-		AWAY		0-1-0		0-1-0		0-0-0											
0-3-0		0-1-0		0-1-0		NEUTRAL		0-1-0		0-0-0		0-0-0											
4-0-1		0-0-0		0-0-0		CONFERENCE		0-0-0		0-0-0		4-0-1											
2-0-1		0-0-0		0-0-0		HOME		0-0-0		0-0-0		2-0-1											
2-0-0		0-0-0		0-0-0		AWAY		0-0-0		0-0-0		2-0-0											
0-0-0		0-0-0		0-0-0		NEUTRAL		0-0-0		0-0-0		0-0-0											
RPI	S	Opponent		Score		RPI	S	Opponent		Score		RPI	S	Opponent		Score							
11	N	Arizona		0 3		26	N	Minnesota		0 1		79	N	Western Ky.		0 1							
												96	A	Arkansas		1 4							
														108 A Arizona St.		0 2							
														128 H Texas St.		0 4							
														175 H Houston Baptist		2 1							
														210 A McNeese St.		2 1							
														245 H La.-Monroe		1 0							
														266 A Lamar		1 0							
														294 H Northwestern St.		1 1							
														303 H A&M-Corpus Christi		3 0							
LAST 10 GAMES																							
175 H Houston Baptist						2 1						210 A McNeese St.						2 1					
303 H A&M-Corpus Christi						3 0						266 A Lamar						1 0					
294 H Northwestern St.						1 1						11 N Arizona						0 3					
128 H Texas St.						0 4						108 A Arizona St.						0 2					
245 H La.-Monroe						1 0						79 N Western Ky.						0 1					

**Non-Div. I Games:**

Stephen F. Austin

Average RPI Win: 248		WON-LOST RECORD		WINNING PCT. RANK		LAST 10 GAMES		STRENGTH OF SCHEDULE		OPP. STRENGTH OF SCHEDULE		TEAM RPI		ADJ RPI		CONF. RPI		ADJ CONF. RPI	
DIV. I ONLY		5-5-3		.5 158		4-5-1		181		197		189		.49165 188		22		22	
DIV. I NON-CONF.		2-5-3		.35 247		1-5-1		152		178		215		.4687 214		22		22	
TOTALS		RPI 1-25		RPI 26-50		W-L RECORDS		RPI 51-100		RPI 101-150		RPI 150+							
5-5-3		0-0-0		0-1-0		OVERALL		0-1-0		0-1-1		5-2-2							
3-3-2		0-0-0		0-1-0		HOME		0-1-0		0-0-0		3-1-2							
1-2-0		0-0-0		0-0-0		AWAY		0-0-0		0-1-0		1-1-0							
1-0-1		0-0-0		0-0-0		NEUTRAL		0-0-0		0-0-1		1-0-0							
2-5-3		0-0-0		0-1-0		NON-CONFERENCE		0-1-0		0-1-1		2-2-2							
1-3-2		0-0-0		0-1-0		HOME		0-1-0		0-0-0		1-1-2							
0-2-0		0-0-0		0-0-		AWAY		0-0-0		0-1-0		0-1-0							
1-0-1		0-0-0		0-0-0		NEUTRAL		0-0-0		0-0-1		1-0-0							
3-0-0		0-0-0		0-0-0		CONFERENCE		0-0-0		0-0-0		3-0-0							
2-0-0		0-0-0		0-0-0		HOME		0-0-0		0-0-0		2-0-0							
1-0-0		0-0-0		0-0-0		AWAY		0-0-0		0-0-0		1-0-0							
0-0-0		0-0-0		0-0-0		NEUTRAL		0-0-0		0-0-0		0-0-0							
RPI	S	Opponent		Score		RPI	S	Opponent		Score		RPI	S	Opponent		Score			
						38	H		Northeastern	0	1	88	H		Temple	0	4		
												115	A		Harvard	1	2		
												135	N		Kent St.	1	1		
												156	H		Massachusetts	0	0		
												170	A		Siena	0	2		
												219	H		Lafayette	1	2		
												222	A		Vermont	3	2		
												236	H		Albany (NY)	1	0		
												240	N		Quinnipiac	2	1		
												247	H		Rhode Island	0	0		
												257	H		Holy Cross	2	0		
												285	H		Binghamton	6	0		
LAST 10 GAMES																			
						285	H		Binghamton	6	0	236	H		Albany (NY)	1	0		
						38	H		Northeastern	0	1	222	A		Vermont	3	2		
						115	A		Harvard	1	2	135	N		Kent St.	1	1		
						219	H		Lafayette	1	2	240	N		Quinnipiac	2	1		
						88	H		Temple	0	4	170	A		Siena	0	2		

Non-Div. I Games:

New Hampshire

Average RPI Win: 228		WON-LOST	WINNING	LAST 10	STRENGTH OF		OPP. STRENGTH	TEAM	ADJ		CONF.	ADJ CONF.						
Average RPI Loss: 103		RECORD	PCT. RANK	GAMES	SCHEDULE		OF SCHEDULE	RPI	RPI		RPI	RPI						
DIV. I ONLY		5-4-3	.54167	140	5-2-3		209	192	187	.49088	189	27	26					
DIV. I NON-CONF.		2-4-3	.38889	226	2-2-3		116	207	192	.48475	193	26	26					
TOTALS		RPI 1-25	RPI 26-50		W-L RECORDS		RPI 51-100		RPI 101-150		RPI 150+							
5-4-3		0-0-0	0-0-0		OVERALL		0-2-0		1-2-0		4-0-3							
3-3-1		0-0-0	0-0-0		HOME		0-2-0		1-1-0		2-0-1							
2-1-2		0-0-0	0-0-0		AWAY		0-0-0		0-1-0		2-0-2							
0-0-0		0-0-0	0-0-0		NEUTRAL		0-0-0		0-0-0		0-0-0							
2-4-3		0-0-0	0-0-0		NON-CONFERENCE		0-2-0		1-2-0		1-0-3							
2-3-1		0-0-0	0-0-0		HOME		0-2-0		1-1-0		1-0-1							
0-1-2		0-0-0	0-0-		AWAY		0-0-0		0-1-0		0-0-2							
0-0-0		0-0-0	0-0-0		NEUTRAL		0-0-0		0-0-0		0-0-0							
3-0-0		0-0-0	0-0-0		CONFERENCE		0-0-0		0-0-0		3-0-0							
1-0-0		0-0-0	0-0-0		HOME		0-0-0		0-0-0		1-0-0							
2-0-0		0-0-0	0-0-0		AWAY		0-0-0		0-0-0		2-0-0							
0-0-0		0-0-0	0-0-0		NEUTRAL		0-0-0		0-0-0		0-0-0							
RPI	S	Opponent	Score	RPI	S	Opponent	Score	RPI	S	Opponent	Score	RPI	S	Opponent	Score			
								77	H	Troy	0	3		111	H	Little Rock	1	2
								90	H	Middle Tenn.	0	1		113	H	Alabama	2	1
														134	A	ETSU	0	1
														186	A	Georgia St.	1	1
														193	A	Mercer	0	0
														214	A	Jacksonville St.	2	1
														237	H	Radford	1	0
														287	H	Eastern Ky.	3	0
														289	A	Belmont	1	0
														301	H	Chattanooga	1	1
LAST 10 GAMES																		
								289	A	Belmont	1	0		287	H	Eastern Ky.	3	0
								301	H	Chattanooga	1	1		214	A	Jacksonville St.	2	1
								77	H	Troy	0	3		193	A	Mercer	0	0
								237	H	Radford	1	0		113	H	Alabama	2	1
								186	A	Georgia St.	1	1		134	A	ETSU	0	1

Non-Div. I Games:

Tennessee Tech

Average RPI Win:	256	WON-LOST	WINNING	LAST 10	STRENGTH OF	OPP. STRENGTH	TEAM	ADJ	CONF.	ADJ CONF.		
Average RPI Loss:	134	RECORD	PCT. RANK	GAMES	SCHEDULE	OF SCHEDULE	RPI	RPI	RPI	RPI		
DIV. I ONLY		6-3-2	.63636	85	6-2-2	282	171	190	.4902	190	26	27
DIV. I NON-CONF.		2-3-2	.42857	215	2-2-2	278	122	241	.44314	241	29	29
<hr/>												
TOTALS	RPI 1-25	RPI 26-50		W-L RECORDS		RPI 51-100		RPI 101-150		RPI 150+		
6-3-2	0-0-0	0-1-0		OVERALL		0-0-0		0-1-0		6-1-2		
2-2-1	0-0-0	0-1-0		HOME		0-0-0		0-0-0		2-1-1		
4-1-1	0-0-0	0-0-0		AWAY		0-0-0		0-1-0		4-0-1		
0-0-0	0-0-0	0-0-0		NEUTRAL		0-0-0		0-0-0		0-0-0		
<hr/>												
2-3-2	0-0-0	0-1-0		NON-CONFERENCE		0-0-0		0-1-0		2-1-2		
0-2-1	0-0-0	0-1-0		HOME		0-0-0		0-0-0		0-1-1		
2-1-1	0-0-0	0-0-		AWAY		0-0-0		0-1-0		2-0-1		
0-0-0	0-0-0	0-0-0		NEUTRAL		0-0-0		0-0-0		0-0-0		
<hr/>												
4-0-0	0-0-0	0-0-0		CONFERENCE		0-0-0		0-0-0		4-0-0		
2-0-0	0-0-0	0-0-0		HOME		0-0-0		0-0-0		2-0-0		
2-0-0	0-0-0	0-0-0		AWAY		0-0-0		0-0-0		2-0-0		
0-0-0	0-0-0	0-0-0		NEUTRAL		0-0-0		0-0-0		0-0-0		
<hr/>												
RPI S	Opponent	Score	RPI S	Opponent	Score	RPI S	Opponent	Score	RPI S	Opponent	Score	
			36 H	Michigan St.	0 2				112 A	Drexel	1 2	
									170 H	Siena	2 0	
									178 A	Buffalo	1 1	
									202 H	Akron	0 0	
									240 A	Quinnipiac	4 0	
									252 A	Fairfield	3 1	
									254 H	St. Bonaventure	1 3	
									268 A	Robert Morris	1 0	
									285 A	Binghamton	2 1	
									320 H	Iona	4 3	
<hr/>												
			LAST 10 GAMES									
			320 H	Iona	4 3				240 A	Quinnipiac	4 0	
			252 A	Fairfield	3 1				170 H	Siena	2 0	
			112 A	Drexel	1 2				285 A	Binghamton	2 1	
			254 H	St. Bonaventure	1 3				268 A	Robert Morris	1 0	
			178 A	Buffalo	1 1				202 H	Akron	0 0	

Non-Div. I Games:

Niagara

Average RPI Win:	267	WON-LOST RECORD	WINNING PCT. RANK	LAST 10 GAMES	STRENGTH OF SCHEDULE	OPP. STRENGTH OF SCHEDULE	TEAM RPI	ADJ RPI	CONF. RPI	ADJ CONF. RPI	
Average RPI Loss:	99	6-4-3	.57692 124	6-2-2	242	183	191	.49002 191	7	7	
DIV. I ONLY		6-2-2	.7 60	6-0-1	276	230	166	.50196 167	7	7	
DIV. I NON-CONF.											
<hr/>											
TOTALS	RPI 1-25	RPI 26-50		W-L RECORDS	RPI 51-100		RPI 101-150		RPI 150+		
6-4-3	0-0-0	0-2-0		OVERALL	0-0-1		0-1-1		6-1-1		
2-0-2	0-0-0	0-0-0		HOME	0-0-0		0-0-1		2-0-1		
2-4-1	0-0-0	0-2-0		AWAY	0-0-1		0-1-0		2-1-0		
2-0-0	0-0-0	0-0-0		NEUTRAL	0-0-0		0-0-0		2-0-0		
<hr/>											
6-2-2	0-0-0	0-1-0		NON-CONFERENCE	0-0-0		0-0-1		6-1-1		
2-0-2	0-0-0	0-0-0		HOME	0-0-0		0-0-1		2-0-1		
2-2-0	0-0-0	0-0-		AWAY	0-0-0		0-0-0		2-1-0		
2-0-0	0-0-0	0-0-0		NEUTRAL	0-0-0		0-0-0		2-0-0		
<hr/>											
0-2-1	0-0-0	0-1-0		CONFERENCE	0-0-1		0-1-0		0-0-0		
0-0-0	0-0-0	0-0-0		HOME	0-0-0		0-0-0		0-0-0		
0-2-1	0-0-0	0-1-0		AWAY	0-0-1		0-1-0		0-0-0		
0-0-0	0-0-0	0-0-0		NEUTRAL	0-0-0		0-0-0		0-0-0		
<hr/>											
RPI S	Opponent	Score	RPI S	Opponent	Score	RPI S	Opponent	Score	RPI S	Opponent	Score
			28 A	St. John's (NY)	0 1	100 A	Delaware	1 1	112 A	Drexel	1 3
			50 A	James Madison	1 2				118 H	Penn	0 0
									168 H	High Point	2 2
									195 N	Loyola Maryland	1 0
									206 A	Bucknell	0 1
									246 H	Villanova	1 0
									252 A	Fairfield	2 0
									265 H	Saint Francis (PA)	2 1
									320 A	Iona	1 0
									322 N	Mt. St. Mary's	4 0
<hr/>											
LAST 10 GAMES											
			50 A	James Madison	1 2	100 A	Delaware	1 1			
			118 H	Penn	0 0	112 A	Drexel	1 3			
			265 H	Saint Francis (PA)	2 1	320 A	Iona	1 0			
			195 N	Loyola Maryland	1 0	252 A	Fairfield	2 0			
			322 N	Mt. St. Mary's	4 0	246 H	Villanova	1 0			

Non-Div. I Games:

Towson

Average RPI Win: 151		WON-LOST	WINNING	LAST 10	STRENGTH OF	OPP. STRENGTH	TEAM	ADJ	CONF.	ADJ CONF.				
Average RPI Loss: 66		RECORD	PCT. RANK	GAMES	SCHEDULE	OF SCHEDULE	RPI	RPI	RPI	RPI				
DIV. I ONLY		3-8-2	.30769	274	2-6-2	115	22	195	.48819	192	8	8		
DIV. I NON-CONF.		2-7-2	.27273	275	1-5-2	69	22	177	.49858	173	8	8		
<hr/>														
TOTALS		RPI 1-25	RPI 26-50		W-L RECORDS		RPI 51-100		RPI 101-150		RPI 150+			
3-8-2		0-1-0	0-1-1		OVERALL		0-5-1		2-1-0		1-0-0			
2-2-2		0-0-0	0-0-1		HOME		0-2-1		1-0-0		1-0-0			
1-6-0		0-1-0	0-1-0		AWAY		0-3-0		1-1-0		0-0-0			
0-0-0		0-0-0	0-0-0		NEUTRAL		0-0-0		0-0-0		0-0-0			
2-7-2		0-1-0	0-1-1		NON-CONFERENCE		0-5-1		1-0-0		1-0-0			
2-2-2		0-0-0	0-0-1		HOME		0-2-1		1-0-0		1-0-0			
0-5-0		0-1-0	0-0-		AWAY		0-3-0		0-0-0		0-0-0			
0-0-0		0-0-0	0-0-0		NEUTRAL		0-0-0		0-0-0		0-0-0			
1-1-0		0-0-0	0-0-0		CONFERENCE		0-0-0		1-1-0		0-0-0			
0-0-0		0-0-0	0-0-0		HOME		0-0-0		0-0-0		0-0-0			
1-1-0		0-0-0	0-0-0		AWAY		0-0-0		1-1-0		0-0-0			
0-0-0		0-0-0	0-0-0		NEUTRAL		0-0-0		0-0-0		0-0-0			
RPI	S	Opponent	Score		RPI	S	Opponent	Score		RPI	S	Opponent	Score	
25	A	Southern California	1	2	33	H	Long Beach St.	0	0	51	A	Georgetown	0	1
					42	A	Cal St. Fullerton	3	6	61	A	San Diego St.	3	4
										64	A	Michigan	1	2
										66	H	Oregon St.	0	0
										71	H	UCLA	0	1
										74	H	Utah	1	2
<hr/>														
LAST 10 GAMES														
					42	A	Cal St. Fullerton	3	6	140	A	Gonzaga	1	2
					133	H	CSUN	4	1	148	A	Portland	1	0
					66	H	Oregon St.	0	0	74	H	Utah	1	2
					61	A	San Diego St.	3	4	33	H	Long Beach St.	0	0
					25	A	Southern California	1	2	51	A	Georgetown	0	1

Non-Div. I Games:

San Diego



M  
e  
r  
c  
e  
r

Mercer					Through Games Of Sunday, October 4, 2015															
Average RPI Win:		231	WON-LOST RECORD		WINNING PCT. RANK		LAST 10 GAMES		STRENGTH OF SCHEDULE		OPP. STRENGTH OF SCHEDULE		TEAM RPI		ADJ RPI		CONF. RPI		ADJ CONF. RPI	
DIV. I ONLY			5-5-2		.5 158		5-3-2		205		141		192		.48804 193		19		19	
DIV. I NON-CONF.			3-4-2		.44444 193		3-2-2		147		114		174		.49869 172		18		18	
TOTALS		RPI 1-25		RPI 26-50		W-L RECORDS		RPI 51-100		RPI 101-150		RPI 150+								
5-5-2		0-0-0		0-1-0		OVERALL		1-3-0		0-1-0		4-0-2								
5-3-1		0-0-0		0-0-0		HOME		1-3-0		0-0-0		4-0-1								
0-2-1		0-0-0		0-1-0		AWAY		0-0-0		0-1-0		0-0-1								
0-0-0		0-0-0		0-0-0		NEUTRAL		0-0-0		0-0-0		0-0-0								
3-4-2		0-0-0		0-1-0		NON-CONFERENCE		1-2-0		0-1-0		2-0-2								
3-2-1		0-0-0		0-0-0		HOME		1-2-0		0-0-0		2-0-1								
0-2-1		0-0-0		0-0-		AWAY		0-0-0		0-1-0		0-0-1								
0-0-0		0-0-0		0-0-0		NEUTRAL		0-0-0		0-0-0		0-0-0								
2-1-0		0-0-0		0-0-0		CONFERENCE		0-1-0		0-0-0		2-0-0								
2-1-0		0-0-0		0-0-0		HOME		0-1-0		0-0-0		2-0-0								
0-0-0		0-0-0		0-0-0		AWAY		0-0-0		0-0-0		0-0-0								
0-0-0		0-0-0		0-0-0		NEUTRAL		0-0-0		0-0-0		0-0-0								
RPI	S	Opponent		Score		RPI	S	Opponent		Score		RPI	S	Opponent		Score				
						47	A	Tulsa		0	2	68	H	Samford		0	1			
												79	H	Western Ky.		0	1			
												82	H	Appalachian St.		1	2			
												90	H	Middle Tenn.		1	0			
															102	A	Oklahoma St.		0	2
															181	H	Charlotte		2	1
															189	H	Tennessee Tech		0	0
															264	A	Gardner-Webb		0	0
															270	H	UAB		5	1
															301	H	Chattanooga		6	1
															313	H	Citadel		3	0
					LAST 10 GAMES															
						313	H	Citadel		3	0	68	H	Samford		0	1			
						90	H	Middle Tenn.		1	0	301	H	Chattanooga		6	1			
						270	H	UAB		5	1	189	H	Tennessee Tech		0	0			
						79	H	Western Ky.		0	1	82	H	Appalachian St.		1	2			
						264	A	Gardner-Webb		0	0	181	H	Charlotte		2	1			

M  
e  
r  
c  
e  
r

Non-Div. I Games:

Mercer

Average RPI Win: 254		WON-LOST	WINNING	LAST 10	STRENGTH OF		OPP. STRENGTH	TEAM	ADJ	CONF.	ADJ CONF.						
Average RPI Loss: 80		RECORD	PCT. RANK	GAMES	SCHEDULE		OF SCHEDULE	RPI	RPI	RPI	RPI						
DIV. I ONLY		4-8-0	.33333	257	4-6-0		83	159	193	.4879	194	5	5				
DIV. I NON-CONF.		4-4-0	.5	156	4-2-0		164	208	179	.49685	179	6	6				
TOTALS		RPI 1-25		RPI 26-50		W-L RECORDS		RPI 51-100		RPI 101-150		RPI 150+					
4-8-0		0-0-0		0-3-0		OVERALL		0-3-0		0-2-0		4-0-0					
4-3-0		0-0-0		0-1-0		HOME		0-1-0		0-1-0		4-0-0					
0-5-0		0-0-0		0-2-0		AWAY		0-2-0		0-1-0		0-0-0					
0-0-0		0-0-0		0-0-0		NEUTRAL		0-0-0		0-0-0		0-0-0					
4-4-0		0-0-0		0-1-0		NON-CONFERENCE		0-1-0		0-2-0		4-0-0					
4-1-0		0-0-0		0-0-0		HOME		0-0-0		0-1-0		4-0-0					
0-3-0		0-0-0		0-0-		AWAY		0-1-0		0-1-0		0-0-0					
0-0-0		0-0-0		0-0-0		NEUTRAL		0-0-0		0-0-0		0-0-0					
0-4-0		0-0-0		0-2-0		CONFERENCE		0-2-0		0-0-0		0-0-0					
0-2-0		0-0-0		0-1-0		HOME		0-1-0		0-0-0		0-0-0					
0-2-0		0-0-0		0-1-0		AWAY		0-1-0		0-0-0		0-0-0					
0-0-0		0-0-0		0-0-0		NEUTRAL		0-0-0		0-0-0		0-0-0					
RPI	S	Opponent		Score		RPI	S	Opponent		Score		RPI	S	Opponent		Score	
				46	H Cincinnati	0	1		69	A Memphis	1	2		127	A Utah St.	0	2
				47	A Tulsa	0	1		74	A Utah	1	4		128	H Texas St.	0	2
				49	A North Texas	0	3		99	H East Carolina	0	2		210	H McNeese St.	3	0
														226	H La.-Lafayette	2	0
														277	H Incarnate Word	4	0
														303	H A&M-Corpus Christi	4	0
LAST 10 GAMES																	
				46	H Cincinnati	0	1		47	A Tulsa	0	1					
				99	H East Carolina	0	2		69	A Memphis	1	2					
				226	H La.-Lafayette	2	0		49	A North Texas	0	3					
				303	H A&M-Corpus Christi	4	0		277	H Incarnate Word	4	0					
				210	H McNeese St.	3	0		127	A Utah St.	0	2					

Non-Div. I Games:

Houston

Average RPI Win: 267		WON-LOST	WINNING	LAST 10	STRENGTH OF		OPP. STRENGTH	TEAM	ADJ	CONF.	ADJ CONF.
Average RPI Loss: 107		RECORD	PCT. RANK	GAMES	SCHEDULE		OF SCHEDULE	RPI	RPI	RPI	RPI
DIV. I ONLY		4-6-1	.40909	215	4-5-1		111	237	194	.48788	195
DIV. I NON-CONF.		2-5-0	.28571	263	2-4-0		113	224	226	.4595	225
TOTALS		RPI 1-25	RPI 26-50		W-L RECORDS		RPI 51-100		RPI 101-150		RPI 150+
4-6-1	0-0-0	0-0-0		OVERALL		0-5-0		0-0-1		4-1-0	
2-2-0	0-0-0	0-0-0		HOME		0-2-0		0-0-0		2-0-0	
2-3-1	0-0-0	0-0-0		AWAY		0-3-0		0-0-1		2-0-0	
0-1-0	0-0-0	0-0-0		NEUTRAL		0-0-0		0-0-0		0-1-0	
2-5-0	0-0-0	0-0-0		NON-CONFERENCE		0-4-0		0-0-0		2-1-0	
0-2-0	0-0-0	0-0-0		HOME		0-2-0		0-0-0		0-0-0	
2-2-0	0-0-0	0-0-0		AWAY		0-2-0		0-0-0		2-0-0	
0-1-0	0-0-0	0-0-0		NEUTRAL		0-0-0		0-0-0		0-1-0	
2-1-1	0-0-0	0-0-0		CONFERENCE		0-1-0		0-0-1		2-0-0	
2-0-0	0-0-0	0-0-0		HOME		0-0-0		0-0-0		2-0-0	
0-1-1	0-0-0	0-0-0		AWAY		0-1-0		0-0-1		0-0-0	
0-0-0	0-0-0	0-0-0		NEUTRAL		0-0-0		0-0-0		0-0-0	
RPI S	Opponent	Score	RPI S	Opponent	Score	RPI S	Opponent	Score	RPI S	Opponent	Score
						83 A	Boston U.	1 4	142 A	Navy	2 2
						85 A	Cornell	0 2	191 N	Towson	0 1
						88 A	Temple	0 4	219 H	Lafayette	2 1
						94 H	Monmouth	0 2	265 A	Saint Francis (PA)	2 1
						100 H	Delaware	1 2	284 A	UMBC	2 0
									299 H	American	2 1
LAST 10 GAMES											
						142 A	Navy	2 2	83 A	Boston U.	1 4
						219 H	Lafayette	2 1	299 H	American	2 1
						191 N	Towson	0 1	85 A	Cornell	0 2
						284 A	UMBC	2 0	88 A	Temple	0 4
						265 A	Saint Francis (PA)	2 1	94 H	Monmouth	0 2

Non-Div. I Games:

Loyola Maryland

Average RPI Win: 274		WON-LOST	WINNING	LAST 10	STRENGTH OF		OPP. STRENGTH	TEAM	ADJ	CONF.	ADJ CONF.										
Average RPI Loss: 160		RECORD	PCT. RANK	GAMES	SCHEDULE		OF SCHEDULE	RPI	RPI	RPI	RPI										
DIV. I ONLY		8-3-1	.70833	44	6-3-1		299	249	196	.48687	196	24	24								
DIV. I NON-CONF.		5-1-1	.78571	37	3-1-1		287	274	148	.51087	149	24	24								
<hr/>																					
TOTALS		RPI 1-25		RPI 26-50		W-L RECORDS		RPI 51-100		RPI 101-150		RPI 150+									
8-3-1		0-1-0		0-0-0		OVERALL		0-0-0		0-0-0		8-2-1									
5-0-0		0-0-0		0-0-0		HOME		0-0-0		0-0-0		5-0-0									
3-3-1		0-1-0		0-0-0		AWAY		0-0-0		0-0-0		3-2-1									
0-0-0		0-0-0		0-0-0		NEUTRAL		0-0-0		0-0-0		0-0-0									
<hr/>																					
5-1-1		0-1-0		0-0-0		NON-CONFERENCE		0-0-0		0-0-0		5-0-1									
3-0-0		0-0-0		0-0-0		HOME		0-0-0		0-0-0		3-0-0									
2-1-1		0-1-0		0-0-		AWAY		0-0-0		0-0-0		2-0-1									
0-0-0		0-0-0		0-0-0		NEUTRAL		0-0-0		0-0-0		0-0-0									
<hr/>																					
3-2-0		0-0-0		0-0-0		CONFERENCE		0-0-0		0-0-0		3-2-0									
2-0-0		0-0-0		0-0-0		HOME		0-0-0		0-0-0		2-0-0									
1-2-0		0-0-0		0-0-0		AWAY		0-0-0		0-0-0		1-2-0									
0-0-0		0-0-0		0-0-0		NEUTRAL		0-0-0		0-0-0		0-0-0									
<hr/>																					
RPI	S	Opponent		Score		RPI	S	Opponent		Score		RPI	S	Opponent		Score					
2	A	Florida St.		0	3							175	A	Houston Baptist		0	1				
												201	H	Abilene Christian		1	0				
												210	A	McNeese St.		1	0				
												245	A	La.-Monroe		2	2				
												277	H	Incarnate Word		7	1				
												278	A	Arkansas St.		4	0				
												282	A	Mississippi Val.		5	2				
												298	H	Jackson St.		2	0				
												303	A	A&M-Corpus Christi		1	2				
												317	H	Texas Southern		6	0				
												331	H	Southern U.		5	0				
<hr/>																					
						LAST 10 GAMES															
						201 H Abilene Christian						1	0	303 A A&M-Corpus Christi						1	2
						277 H Incarnate Word						7	1	175 A Houston Baptist						0	1
						210 A McNeese St.						1	0	278 A Arkansas St.						4	0
						317 H Texas Southern						6	0	331 H Southern U.						5	0
						245 A La.-Monroe						2	2	2 A Florida St.						0	3

Non-Div. I Games:

Southeastern La.

Average RPI Win:	225	WON-LOST RECORD	WINNING PCT. RANK	LAST 10 GAMES	STRENGTH OF SCHEDULE	OPP. STRENGTH OF SCHEDULE	TEAM RPI	ADJ RPI	CONF. RPI	ADJ CONF. RPI					
DIV. I ONLY		4-7-2	.38462	225	2-7-1	86	286	197	.48377	197	21	21			
DIV. I NON-CONF.		3-5-1	.38889	226	1-5-0	52	270	162	.5037	160	20	20			
-----															
TOTALS	RPI 1-25	RPI 26-50		W-L RECORDS		RPI 51-100		RPI 101-150		RPI 150+					
4-7-2	0-0-0	0-1-0		OVERALL		0-1-0		1-1-0		3-4-2					
3-3-2	0-0-0	0-1-0		HOME		0-1-0		1-0-0		2-1-2					
1-4-0	0-0-0	0-0-0		AWAY		0-0-0		0-1-0		1-3-0					
0-0-0	0-0-0	0-0-0		NEUTRAL		0-0-0		0-0-0		0-0-0					
3-5-1	0-0-0	0-1-0		NON-CONFERENCE		0-1-0		1-1-0		2-2-1					
2-3-1	0-0-0	0-1-0		HOME		0-1-0		1-0-0		1-1-1					
1-2-0	0-0-0	0-0-		AWAY		0-0-0		0-1-0		1-1-0					
0-0-0	0-0-0	0-0-0		NEUTRAL		0-0-0		0-0-0		0-0-0					
1-2-1	0-0-0	0-0-0		CONFERENCE		0-0-0		0-0-0		1-2-1					
1-0-1	0-0-0	0-0-0		HOME		0-0-0		0-0-0		1-0-1					
0-2-0	0-0-0	0-0-0		AWAY		0-0-0		0-0-0		0-2-0					
0-0-0	0-0-0	0-0-0		NEUTRAL		0-0-0		0-0-0		0-0-0					
RPI	S	Opponent	Score	RPI	S	Opponent	Score	RPI	S	Opponent	Score				
				35	H	Washington St.	0 1	63	H	Purdue	1 3	147	H	Iowa	1 0
												149	A	UC Santa Barbara	0 1
												172	A	Northern Colo.	2 3
												173	A	Utah Valley	2 6
												174	H	Creighton	0 1
												208	H	Northern Ariz.	0 0
												230	H	Wyoming	0 0
												244	H	Southern Utah	2 1
												249	H	Indiana St.	4 3
												259	A	Nevada	1 0
												293	A	North Dakota	1 2
-----															
LAST 10 GAMES															
				172	A	Northern Colo.	2 3	208	H	Northern Ariz.	0 0				
				293	A	North Dakota	1 2	244	H	Southern Utah	2 1				
				149	A	UC Santa Barbara	0 1	147	H	Iowa	1 0				
				174	H	Creighton	0 1	35	H	Washington St.	0 1				
				63	H	Purdue	1 3	173	A	Utah Valley	2 6				

Non-Div. I Games:

Montana

Average RPI Win: 282		WON-LOST	WINNING	LAST 10	STRENGTH OF	OPP. STRENGTH	TEAM	ADJ	CONF.	ADJ CONF.		
Average RPI Loss: 124		RECORD	PCT. RANK	GAMES	SCHEDULE	OF SCHEDULE	RPI	RPI	RPI	RPI		
DIV. I ONLY		8-2-2	.75	32	7-1-2	312	248	198	.48332	198	22	22
DIV. I NON-CONF.		6-2-1	.72222	50	5-1-1	314	280	211	.47089	211	22	22
<hr/>												
TOTALS		RPI 1-25		RPI 26-50		W-L RECORDS		RPI 51-100		RPI 101-150		RPI 150+
8-2-2		0-0-0		0-0-0		OVERALL		0-0-0		0-2-1		8-0-1
5-1-2		0-0-0		0-0-0		HOME		0-0-0		0-1-1		5-0-1
3-1-0		0-0-0		0-0-0		AWAY		0-0-0		0-1-0		3-0-0
0-0-0		0-0-0		0-0-0		NEUTRAL		0-0-0		0-0-0		0-0-0
6-2-1		0-0-0		0-0-0		NON-CONFERENCE		0-0-0		0-2-0		6-0-1
4-1-1		0-0-0		0-0-0		HOME		0-0-0		0-1-0		4-0-1
2-1-0		0-0-0		0-0-		AWAY		0-0-0		0-1-0		2-0-0
0-0-0		0-0-0		0-0-0		NEUTRAL		0-0-0		0-0-0		0-0-0
2-0-1		0-0-0		0-0-0		CONFERENCE		0-0-0		0-0-1		2-0-0
1-0-1		0-0-0		0-0-0		HOME		0-0-0		0-0-1		1-0-0
1-0-0		0-0-0		0-0-0		AWAY		0-0-0		0-0-0		1-0-0
0-0-0		0-0-0		0-0-0		NEUTRAL		0-0-0		0-0-0		0-0-0
RPI	S	Opponent	Score	RPI	S	Opponent	Score	RPI	S	Opponent	Score	

Non-Div. I Games:

Hartford

Average RPI Win:	120	WON-LOST RECORD	WINNING PCT. RANK	LAST 10 GAMES	STRENGTH OF SCHEDULE	OPP. STRENGTH OF SCHEDULE	TEAM RPI	ADJ RPI	CONF. RPI	ADJ CONF. RPI	
DIV. I ONLY	3-7-3	.34615	253	3-4-3	143	97	199	.47812	199	16	16
DIV. I NON-CONF.	2-4-3	.38889	226	2-1-3	89	87	153	.50939	152	15	15
TOTALS	RPI 1-25	RPI 26-50	W-L RECORDS	RPI 51-100	RPI 101-150	RPI 150+					
3-7-3	0-0-0	0-2-0	OVERALL	1-1-2	1-0-0	1-4-1					
2-3-1	0-0-0	0-1-0	HOME	1-0-1	0-0-0	1-2-0					
1-4-2	0-0-0	0-1-0	AWAY	0-1-1	1-0-0	0-2-1					
0-0-0	0-0-0	0-0-0	NEUTRAL	0-0-0	0-0-0	0-0-0					
2-4-3	0-0-0	0-2-0	NON-CONFERENCE	0-1-2	1-0-0	1-1-1					
1-2-1	0-0-0	0-1-0	HOME	0-0-1	0-0-0	1-1-0					
1-2-2	0-0-0	0-0-	AWAY	0-1-1	1-0-0	0-0-1					
0-0-0	0-0-0	0-0-0	NEUTRAL	0-0-0	0-0-0	0-0-0					
1-3-0	0-0-0	0-0-0	CONFERENCE	1-0-0	0-0-0	0-3-0					
1-1-0	0-0-0	0-0-0	HOME	1-0-0	0-0-0	0-1-0					
0-2-0	0-0-0	0-0-0	AWAY	0-0-0	0-0-0	0-2-0					
0-0-0	0-0-0	0-0-0	NEUTRAL	0-0-0	0-0-0	0-0-0					
RPI S	Opponent	Score	RPI S	Opponent	Score	RPI S	Opponent	Score	RPI S	Opponent	Score
			35 H	Washington St.	1 2	61 H	San Diego St.	2 1	132 A	St. Mary's (CA)	2 1
			39 A	Ole Miss	0 4	68 A	Samford	0 2	155 H	New Mexico	1 2
						74 H	Utah	1 1	159 H	Weber St.	2 3
						76 A	San Francisco	0 0	166 H	Idaho	1 0
									169 A	San Jose St.	1 2
									258 A	Fresno St.	1 4
									291 A	Idaho St.	1 1
LAST 10 GAMES											
			155 H	New Mexico	1 2	258 A	Fresno St.	1 4			
			61 H	San Diego St.	2 1	169 A	San Jose St.	1 2			
			76 A	San Francisco	0 0	74 H	Utah	1 1			
			132 A	St. Mary's (CA)	2 1	291 A	Idaho St.	1 1			
			159 H	Weber St.	2 3	166 H	Idaho	1 0			

Non-Div. I Games:

Boise St.

Average RPI Win: 260		WON-LOST	WINNING	LAST 10	STRENGTH OF		OPP. STRENGTH	TEAM	ADJ		CONF.	ADJ CONF.			
Average RPI Loss: 139		RECORD	PCT. RANK	GAMES	SCHEDULE		OF SCHEDULE	RPI	RPI		RPI	RPI			
DIV. I ONLY		6-7-0	.46154	180	5-5-0		186	213	200	.47736	200	24	24		
DIV. I NON-CONF.		3-5-0	.375	236	2-3-0		124	229	203	.4791	203	24	24		
<hr/>															
TOTALS		RPI 1-25		RPI 26-50		W-L RECORDS		RPI 51-100		RPI 101-150		RPI 150+			
6-7-0		0-0-0		0-1-0		OVERALL		0-0-0		0-3-0		6-3-0			
5-1-0		0-0-0		0-0-0		HOME		0-0-0		0-1-0		5-0-0			
1-6-0		0-0-0		0-1-0		AWAY		0-0-0		0-2-0		1-3-0			
0-0-0		0-0-0		0-0-0		NEUTRAL		0-0-0		0-0-0		0-0-0			
<hr/>															
3-5-0		0-0-0		0-1-0		NON-CONFERENCE		0-0-0		0-3-0		3-1-0			
3-1-0		0-0-0		0-0-0		HOME		0-0-0		0-1-0		3-0-0			
0-4-0		0-0-0		0-0-		AWAY		0-0-0		0-2-0		0-1-0			
0-0-0		0-0-0		0-0-0		NEUTRAL		0-0-0		0-0-0		0-0-0			
<hr/>															
3-2-0		0-0-0		0-0-0		CONFERENCE		0-0-0		0-0-0		3-2-0			
2-0-0		0-0-0		0-0-0		HOME		0-0-0		0-0-0		2-0-0			
1-2-0		0-0-0		0-0-0		AWAY		0-0-0		0-0-0		1-2-0			
0-0-0		0-0-0		0-0-0		NEUTRAL		0-0-0		0-0-0		0-0-0			
<hr/>															
RPI	S	Opponent	Score	RPI	S	Opponent	Score	RPI	S	Opponent	Score	RPI	S	Opponent	Score
				47	A	Tulsa	0 2					111	A	Little Rock	0 1
												127	A	Utah St.	0 1
												144	H	Missouri St.	1 2
												167	A	Sam Houston St.	1 2
												173	A	Utah Valley	0 2
												201	A	Abilene Christian	0 1
												210	H	McNeese St.	2 1
												245	H	La.-Monroe	1 0
												266	H	Lamar	6 1
												277	A	Incarnate Word	2 0
												278	H	Arkansas St.	3 2
												282	H	Mississippi Val.	5 2
<hr/>															
LAST 10 GAMES															
				266	H	Lamar	6 1	201	A	Abilene Christian	0 1				
				210	H	McNeese St.	2 1	277	A	Incarnate Word	2 0				
				167	A	Sam Houston St.	1 2	47	A	Tulsa	0 2				
				282	H	Mississippi Val.	5 2	111	A	Little Rock	0 1				
				144	H	Missouri St.	1 2	245	H	La.-Monroe	1 0				

Non-Div. I Games:

Central Ark.



Average RPI Win: 259		WON-LOST	WINNING	LAST 10	STRENGTH OF		OPP. STRENGTH	TEAM	ADJ	CONF.	ADJ CONF.
Average RPI Loss: 73		RECORD	PCT. RANK	GAMES	SCHEDULE		OF SCHEDULE	RPI	RPI	RPI	RPI
DIV. I ONLY		4-7-2	.38462	225	3-5-2		154	157	201	.47502	201
DIV. I NON-CONF.		1-6-1	.1875	296	0-4-1		68	33	208	.47382	207
TOTALS		RPI 1-25	RPI 26-50		W-L RECORDS		RPI 51-100		RPI 101-150		RPI 150+
4-7-2		0-1-0	0-2-0		OVERALL		0-3-0		0-0-0		4-1-2
2-1-1		0-0-0	0-1-0		HOME		0-0-0		0-0-0		2-0-1
1-6-0		0-1-0	0-1-0		AWAY		0-3-0		0-0-0		1-1-0
1-0-1		0-0-0	0-0-0		NEUTRAL		0-0-0		0-0-0		1-0-1
1-6-1		0-1-0	0-2-0		NON-CONFERENCE		0-3-0		0-0-0		1-0-1
0-1-0		0-0-0	0-1-0		HOME		0-0-0		0-0-0		0-0-0
0-5-0		0-1-0	0-0-		AWAY		0-3-0		0-0-0		0-0-0
1-0-1		0-0-0	0-0-0		NEUTRAL		0-0-0		0-0-0		1-0-1
3-1-1		0-0-0	0-0-0		CONFERENCE		0-0-0		0-0-0		3-1-1
2-0-1		0-0-0	0-0-0		HOME		0-0-0		0-0-0		2-0-1
1-1-0		0-0-0	0-0-0		AWAY		0-0-0		0-0-0		1-1-0
0-0-0		0-0-0	0-0-0		NEUTRAL		0-0-0		0-0-0		0-0-0
RPI S	Opponent	Score		RPI S	Opponent	Score		RPI S	Opponent	Score	
11 A	Arizona	0	4	34 A	Texas A&M	1	4	58 A	Texas	1	2
				49 H	North Texas	0	3	80 A	TCU	0	4
								86 A	UTEP	0	1
				LAST 10 GAMES							
				196 A	Southeastern La.	0	1	200 H	Central Ark.	1	0
				318 A	Nicholls St.	4	1	294 H	Northwestern St.	2	0
				303 H	A&M-Corpus Christi	1	1	34 A	Texas A&M	1	4
				58 A	Texas	1	2	49 H	North Texas	0	3
				80 A	TCU	0	4	176 N	UC Irvine	0	0

Non-Div. I Games:

Abilene Christian

Average RPI Win: 247		WON-LOST RECORD	WINNING PCT. RANK		LAST 10 GAMES	STRENGTH OF SCHEDULE	OPP. STRENGTH OF SCHEDULE	TEAM RPI	ADJ RPI	CONF. RPI	ADJ CONF. RPI		
Average RPI Loss: 152													
DIV. I ONLY		4-7-1	.375	232	3-7-0	113	267	202	.47424	202	15	15	
DIV. I NON-CONF.		3-4-1	.4375	207	2-4-0	63	288	154	.50826	154	16	16	
<hr/>													
TOTALS		RPI 1-25		RPI 26-50		W-L RECORDS		RPI 51-100		RPI 101-150		RPI 150+	
4-7-1		0-0-0		0-0-0		OVERALL		0-2-0		0-2-0		4-3-1	
3-2-0		0-0-0		0-0-0		HOME		0-1-0		0-1-0		3-0-0	
1-3-1		0-0-0		0-0-0		AWAY		0-0-0		0-1-0		1-2-1	
0-2-0		0-0-0		0-0-0		NEUTRAL		0-1-0		0-0-0		0-1-0	
3-4-1		0-0-0		0-0-0		NON-CONFERENCE		0-2-0		0-1-0		3-1-1	
2-1-0		0-0-0		0-0-0		HOME		0-1-0		0-0-0		2-0-0	
1-1-1		0-0-0		0-0-		AWAY		0-0-0		0-1-0		1-0-1	
0-2-0		0-0-0		0-0-0		NEUTRAL		0-1-0		0-0-0		0-1-0	
1-3-0		0-0-0		0-0-0		CONFERENCE		0-0-0		0-1-0		1-2-0	
1-1-0		0-0-0		0-0-0		HOME		0-0-0		0-1-0		1-0-0	
0-2-0		0-0-0		0-0-0		AWAY		0-0-0		0-0-0		0-2-0	
0-0-0		0-0-0		0-0-0		NEUTRAL		0-0-0		0-0-0		0-0-0	
RPI	S	Opponent	Score	RPI	S	Opponent	Score	RPI	S	Opponent	Score		
						70 H	Pittsburgh	0	3	105 A	Lipscomb	0	2
						85 N	Cornell	0	2	135 H	Kent St.	1	3
										190 A	Niagara	0	0
										211 A	Eastern Mich.	2	3
										215 H	Ohio	2	0
										217 H	Cleveland St.	4	2
										223 N	UT Martin	1	2
										233 A	Bowling Green	0	3
										254 A	St. Bonaventure	2	1
										300 H	Bryant	4	0
<hr/>													
LAST 10 GAMES													
						215 H	Ohio	2	0	211 A	Eastern Mich.	2	3
						135 H	Kent St.	1	3	233 A	Bowling Green	0	3
						223 N	UT Martin	1	2	85 N	Cornell	0	2
						105 A	Lipscomb	0	2	254 A	St. Bonaventure	2	1
						70 H	Pittsburgh	0	3	217 H	Cleveland St.	4	2

Non-Div. I Games:

Akron

Average RPI Win:	255	WON-LOST RECORD	WINNING PCT. RANK	LAST 10 GAMES	STRENGTH OF SCHEDULE	OPP. STRENGTH OF SCHEDULE	TEAM RPI	ADJ RPI	CONF. RPI	ADJ CONF. RPI		
DIV. I ONLY		4-7-1	.375	232	3-6-1	146	194	204	.47303	203	18	18
DIV. I NON-CONF.		2-6-0	.25	277	1-5-0	168	128	245	.44003	245	17	17
<hr/>												
TOTALS	RPI 1-25	RPI 26-50		W-L RECORDS		RPI 51-100		RPI 101-150		RPI 150+		
4-7-1	0-1-0	0-0-0		OVERALL		0-2-0		0-3-1		4-1-0		
3-1-1	0-0-0	0-0-0		HOME		0-0-0		0-1-1		3-0-0		
1-6-0	0-1-0	0-0-0		AWAY		0-2-0		0-2-0		1-1-0		
0-0-0	0-0-0	0-0-0		NEUTRAL		0-0-0		0-0-0		0-0-0		
2-6-0	0-1-0	0-0-0		NON-CONFERENCE		0-2-0		0-3-0		2-0-0		
2-1-0	0-0-0	0-0-0		HOME		0-0-0		0-1-0		2-0-0		
0-5-0	0-1-0	0-0-		AWAY		0-2-0		0-2-0		0-0-0		
0-0-0	0-0-0	0-0-0		NEUTRAL		0-0-0		0-0-0		0-0-0		
2-1-1	0-0-0	0-0-0		CONFERENCE		0-0-0		0-0-1		2-1-0		
1-0-1	0-0-0	0-0-0		HOME		0-0-0		0-0-1		1-0-0		
1-1-0	0-0-0	0-0-0		AWAY		0-0-0		0-0-0		1-1-0		
0-0-0	0-0-0	0-0-0		NEUTRAL		0-0-0		0-0-0		0-0-0		
RPI	S	Opponent	Score	RPI	S	Opponent	Score	RPI	S	Opponent	Score	
16	A	UConn	0 3					59	A	DePaul	0 3	
								100	A	Delaware	0 2	
								115	H	Harvard	0 1	
								137	A	Loyola Chicago	0 1	
								138	A	Columbia	1 2	
								142	H	Navy	2 2	
								219	A	Lafayette	1 0	
								229	H	Lehigh	2 0	
								257	A	Holy Cross	1 2	
								276	H	Youngstown St.	2 1	
								296	H	Sacred Heart	4 2	
				LAST 10 GAMES								
219 A Lafayette				1	0	229 H Lehigh				2	0	
138 A Columbia				1	2	257 A Holy Cross				1	2	
142 H Navy				2	2	59 A DePaul				0	3	
16 A UConn				0	3	115 H Harvard				0	1	
137 A Loyola Chicago				0	1	276 H Youngstown St.				2	1	

**Non-Div. I Games:**

Army West Point

Average RPI Win:	221	WON-LOST RECORD	WINNING PCT. RANK	LAST 10 GAMES		STRENGTH OF SCHEDULE	OPP. STRENGTH OF SCHEDULE	TEAM RPI	ADJ RPI	CONF. RPI	ADJ CONF. RPI
DIV. I ONLY		4-9-0	.30769 274	3-7-0		89	209	205	.47264 204	15	15
DIV. I NON-CONF.		4-5-0	.44444 193	3-3-0		58	191	127	.52529 127	16	16
<hr/>											
TOTALS	RPI 1-25		RPI 26-50	W-L RECORDS		RPI 51-100		RPI 101-150		RPI 150+	
4-9-0	0-1-0		0-2-0	OVERALL		0-2-0		0-1-0		4-3-0	
2-2-0	0-0-0		0-0-0	HOME		0-1-0		0-1-0		2-0-0	
2-7-0	0-1-0		0-2-0	AWAY		0-1-0		0-0-0		2-3-0	
0-0-0	0-0-0		0-0-0	NEUTRAL		0-0-0		0-0-0		0-0-0	
4-5-0	0-1-0		0-2-0	NON-CONFERENCE		0-1-0		0-0-0		4-1-0	
2-0-0	0-0-0		0-0-0	HOME		0-0-0		0-0-0		2-0-0	
2-5-0	0-1-0		0-0-	AWAY		0-1-0		0-0-0		2-1-0	
0-0-0	0-0-0		0-0-0	NEUTRAL		0-0-0		0-0-0		0-0-0	
0-4-0	0-0-0		0-0-0	CONFERENCE		0-1-0		0-1-0		0-2-0	
0-2-0	0-0-0		0-0-0	HOME		0-1-0		0-1-0		0-0-0	
0-2-0	0-0-0		0-0-0	AWAY		0-0-0		0-0-0		0-2-0	
0-0-0	0-0-0		0-0-0	NEUTRAL		0-0-0		0-0-0		0-0-0	
<hr/>											
RPI S	Opponent	Score	RPI S	Opponent	Score	RPI S	Opponent	Score	RPI S	Opponent	Score
19 A	Notre Dame	0 3	27 A	Kentucky	0 7	81 H	Ball St.	1 3	125 H	Miami (OH)	1 3
			48 A	Loyola Marymount	0 1	98 A	Pepperdine	0 3	157 A	Western Mich.	0 1
									213 H	Oakland	3 1
									216 H	Wright St.	1 0
									218 A	Northern Ky.	2 0
									220 A	Xavier	0 2
									235 A	Detroit	3 2
									310 A	Northern Ill.	0 2

**Non-Div. I Games:**

Toledo

Average RPI Win:	291	WON-LOST	WINNING	LAST 10	STRENGTH OF	OPP. STRENGTH	TEAM	ADJ	CONF.	ADJ CONF.		
Average RPI Loss:	93	RECORD	PCT. RANK	GAMES	SCHEDULE	OF SCHEDULE	RPI	RPI	RPI	RPI		
DIV. I ONLY	9-5-0	.64286	82	7-3-0	296	246	207	.47233	205	12	12	
DIV. I NON-CONF.	7-3-0	.7	60	5-1-0	284	286	189	.49014	189	12	12	
<hr/>												
TOTALS	RPI 1-25	RPI 26-50		W-L RECORDS	RPI 51-100		RPI 101-150		RPI 150+			
9-5-0	0-0-0	0-1-0		OVERALL	0-2-0		0-1-0		9-1-0			
4-1-0	0-0-0	0-0-0		HOME	0-0-0		0-0-0		4-1-0			
5-3-0	0-0-0	0-0-0		AWAY	0-2-0		0-1-0		5-0-0			
0-1-0	0-0-0	0-1-0		NEUTRAL	0-0-0		0-0-0		0-0-0			
<hr/>												
7-3-0	0-0-0	0-1-0		NON-CONFERENCE	0-1-0		0-1-0		7-0-0			
3-0-0	0-0-0	0-0-0		HOME	0-0-0		0-0-0		3-0-0			
4-2-0	0-0-0	0-0-		AWAY	0-1-0		0-1-0		4-0-0			
0-1-0	0-0-0	0-1-0		NEUTRAL	0-0-0		0-0-0		0-0-0			
<hr/>												
2-2-0	0-0-0	0-0-0		CONFERENCE	0-1-0		0-0-0		2-1-0			
1-1-0	0-0-0	0-0-0		HOME	0-0-0		0-0-0		1-1-0			
1-1-0	0-0-0	0-0-0		AWAY	0-1-0		0-0-0		1-0-0			
0-0-0	0-0-0	0-0-0		NEUTRAL	0-0-0		0-0-0		0-0-0			
<hr/>												
RPI S	Opponent	Score	RPI S	Opponent	Score	RPI S	Opponent	Score	RPI S	Opponent	Score	
			29 N	South Ala.	0 1	77 A	Troy	0 1	122 A	Murray St.	0 1	
						79 A	Western Ky.	0 1	158 H	Old Dominion	1 2	
									245 A	La.-Monroe	2 1	
									266 H	Lamar	2 0	
									270 A	UAB	2 1	
									278 A	Arkansas St.	3 1	
									280 H	Southern Miss.	2 0	
									298 A	Jackson St.	2 0	
									318 H	Nicholls St.	4 1	
									329 A	Grambling	7 1	
									331 H	Southern U.	5 0	
<hr/>												
			LAST 10 GAMES									
			79 A	Western Ky.	0 1	280 H	Southern Miss.	2 0				
			158 H	Old Dominion	1 2	270 A	UAB	2 1				
			298 A	Jackson St.	2 0	122 A	Murray St.	0 1				
			331 H	Southern U.	5 0	318 H	Nicholls St.	4 1				
			278 A	Arkansas St.	3 1	329 A	Grambling	7 1				

Non-Div. I Games:

Louisiana Tech

Average RPI Win:	251	WON-LOST	WINNING	LAST 10	STRENGTH OF	OPP. STRENGTH	TEAM	ADJ	CONF.	ADJ CONF.		
Average RPI Loss:	76	RECORD	PCT. RANK	GAMES	SCHEDULE	OF SCHEDULE	RPI	RPI	RPI	RPI		
DIV. I ONLY		6-5-2	.53846	151	5-4-1	275	143	206	.47217	206	18	18
DIV. I NON-CONF.		4-4-1	.5	156	3-3-0	292	142	236	.45073	234	17	17
<hr/>												
TOTALS	RPI 1-25	RPI 26-50		W-L RECORDS		RPI 51-100		RPI 101-150		RPI 150+		
6-5-2	0-0-0	0-3-0		OVERALL		0-1-0		0-0-0		6-1-2		
5-0-0	0-0-0	0-0-0		HOME		0-0-0		0-0-0		5-0-0		
1-5-2	0-0-0	0-3-0		AWAY		0-1-0		0-0-0		1-1-2		
0-0-0	0-0-0	0-0-0		NEUTRAL		0-0-0		0-0-0		0-0-0		
4-4-1	0-0-0	0-3-0		NON-CONFERENCE		0-0-0		0-0-0		4-1-1		
3-0-0	0-0-0	0-0-0		HOME		0-0-0		0-0-0		3-0-0		
1-4-1	0-0-0	0-0-		AWAY		0-0-0		0-0-0		1-1-1		
0-0-0	0-0-0	0-0-0		NEUTRAL		0-0-0		0-0-0		0-0-0		
2-1-1	0-0-0	0-0-0		CONFERENCE		0-1-0		0-0-0		2-0-1		
2-0-0	0-0-0	0-0-0		HOME		0-0-0		0-0-0		2-0-0		
0-1-1	0-0-0	0-0-0		AWAY		0-1-0		0-0-0		0-0-1		
0-0-0	0-0-0	0-0-0		NEUTRAL		0-0-0		0-0-0		0-0-0		
RPI	S	Opponent	Score	RPI	S	Opponent	Score	RPI	S	Opponent	Score	
				33	A	Long Beach St.	0 1	83	A	Boston U.	0 4	
				37	A	Ohio St.	0 2					
				48	A	Loyola Marymount	0 3					

Non-Div. I Games:

Bucknell

[illegible]

**Non-Div. I Games:**

Davidson

Average RPI Win: 224		WON-LOST	WINNING	LAST 10	STRENGTH OF	OPP. STRENGTH	TEAM	ADJ	CONF.	ADJ CONF.									
Average RPI Loss: 166		RECORD	PCT. RANK	GAMES	SCHEDULE	OF SCHEDULE	RPI	RPI	RPI	RPI									
DIV. I ONLY		6-5-1	.54167	140	6-3-1		273	150	203	.4721	208	21	21						
DIV. I NON-CONF.		5-4-0	.55556	134	5-2-0		213	160	170	.49852	174	20	20						
<hr/>																			
TOTALS		RPI 1-25		RPI 26-50		W-L RECORDS		RPI 51-100		RPI 101-150		RPI 150+							
6-5-1		0-1-0		0-0-0		OVERALL		0-1-0		1-0-0		5-3-1							
4-2-0		0-1-0		0-0-0		HOME		0-0-0		0-0-0		4-1-0							
1-3-1		0-0-0		0-0-0		AWAY		0-1-0		0-0-0		1-2-1							
1-0-0		0-0-0		0-0-0		NEUTRAL		0-0-0		1-0-0		0-0-0							
<hr/>																			
5-4-0		0-1-0		0-0-0		NON-CONFERENCE		0-1-0		1-0-0		4-2-0							
4-2-0		0-1-0		0-0-0		HOME		0-0-0		0-0-0		4-1-0							
0-2-0		0-0-0		0-0-		AWAY		0-1-0		0-0-0		0-1-0							
1-0-0		0-0-0		0-0-0		NEUTRAL		0-0-0		1-0-0		0-0-0							
<hr/>																			
1-1-1		0-0-0		0-0-0		CONFERENCE		0-0-0		0-0-0		1-1-1							
0-0-0		0-0-0		0-0-0		HOME		0-0-0		0-0-0		0-0-0							
1-1-1		0-0-0		0-0-0		AWAY		0-0-0		0-0-0		1-1-1							
0-0-0		0-0-0		0-0-0		NEUTRAL		0-0-0		0-0-0		0-0-0							
<hr/>																			
RPI	S	Opponent		Score		RPI	S	Opponent		Score		RPI	S	Opponent		Score			
11	H	Arizona		0 4								95	A	Marquette		1 2			
												137	N	Loyola Chicago		3 0			
												162	H	North Dakota St.		4 3			
												184	H	UNLV		0 1			
												197	A	Montana		0 0			
												213	H	Oakland		2 1			
												255	A	Portland St.		2 1			
												261	A	Grand Canyon		2 3			
												268	H	Robert Morris		6 1			
												279	A	Sacramento St.		0 1			
												309	H	Alabama St.		6 0			
<hr/>																			
LAST 10 GAMES																			
279 A Sacramento St.						0		1		197 A Montana						0		0	
268 H Robert Morris						6		1		255 A Portland St.						2		1	
162 H North Dakota St.						4		3		213 H Oakland						2		1	
137 N Loyola Chicago						3		0		309 H Alabama St.						6		0	
95 A Marquette						1		2		184 H UNLV						0		1	

Non-Div. I Games:

Northern Ariz.



Average RPI Win: 217		WON-LOST RECORD		WINNING PCT. RANK		LAST 10 GAMES		STRENGTH OF SCHEDULE		OPP. STRENGTH OF SCHEDULE		TEAM RPI		ADJ RPI		CONF. RPI		ADJ CONF. RPI			
DIV. I ONLY		5-5-0		.5 158		5-5-0		261		105		209		.47201 209		14		14			
DIV. I NON-CONF.		4-4-0		.5 156		4-4-0		237		112		197		.48186 197		13		13			
TOTALS		RPI 1-25		RPI 26-50		W-L RECORDS		RPI 51-100		RPI 101-150		RPI 150+									
5-5-0		0-0-0		0-1-0		OVERALL		1-1-0		0-2-0		4-1-0									
2-1-0		0-0-0		0-1-0		HOME		1-0-0		0-0-0		1-0-0									
3-4-0		0-0-0		0-0-0		AWAY		0-1-0		0-2-0		3-1-0									
0-0-0		0-0-0		0-0-0		NEUTRAL		0-0-0		0-0-0		0-0-0									
4-4-0		0-0-0		0-1-0		NON-CONFERENCE		1-1-0		0-1-0		3-1-0									
2-1-0		0-0-0		0-1-0		HOME		1-0-0		0-0-0		1-0-0									
2-3-0		0-0-0		0-0-		AWAY		0-1-0		0-1-0		2-1-0									
0-0-0		0-0-0		0-0-0		NEUTRAL		0-0-0		0-0-0		0-0-0									
1-1-0		0-0-0		0-0-0		CONFERENCE		0-0-0		0-1-0		1-0-0									
0-0-0		0-0-0		0-0-0		HOME		0-0-0		0-0-0		0-0-0									
1-1-0		0-0-0		0-0-0		AWAY		0-0-0		0-1-0		1-0-0									
0-0-0		0-0-0		0-0-0		NEUTRAL		0-0-0		0-0-0		0-0-0									
RPI	S	Opponent		Score		RPI	S	Opponent		Score		RPI	S	Opponent		Score					
				44	H	UNCW		0	1	82	H	Appalachian St.		1	0	123	A	Wake Forest		0	1
										99	A	East Carolina		0	2	139	A	Dayton		2	4
																158	A	Old Dominion		1	3
																164	H	Illinois St.		2	0
																254	A	St. Bonaventure		5	0
																284	A	UMBC		3	2
																299	A	American		3	0
LAST 10 GAMES																					
				158	A	Old Dominion		1	3	139	A	Dayton		2	4						
				123	A	Wake Forest		0	1	254	A	St. Bonaventure		5	0						
				164	H	Illinois St.		2	0	284	A	UMBC		3	2						
				82	H	Appalachian St.		1	0	299	A	American		3	0						
				44	H	UNCW		0	1	99	A	East Carolina		0	2						

Non-Div. I Games:

George Mason

Average RPI Win: 240		WON-LOST RECORD		WINNING PCT. RANK		LAST 10 GAMES		STRENGTH OF SCHEDULE		OPP. STRENGTH OF SCHEDULE		TEAM RPI		ADJ RPI		CONF. RPI		ADJ CONF. RPI	
DIV. I ONLY		4-7-0		.36364 240		3-7-0		106		284		210		.47169 210		24		24	
DIV. I NON-CONF.		3-3-0		.5 156		2-3-0		55		284		119		.52908 119		24		24	
TOTALS		RPI 1-25		RPI 26-50		W-L RECORDS		RPI 51-100		RPI 101-150		RPI 150+							
4-7-0		0-0-0		0-1-0		OVERALL		0-0-0		1-0-0		3-6-0							
1-4-0		0-0-0		0-0-0		HOME		0-0-0		0-0-0		1-4-0							
3-3-0		0-0-0		0-1-0		AWAY		0-0-0		1-0-0		2-2-0							
0-0-0		0-0-0		0-0-0		NEUTRAL		0-0-0		0-0-0		0-0-0							
3-3-0		0-0-0		0-1-0		NON-CONFERENCE		0-0-0		1-0-0		2-2-0							
1-1-0		0-0-0		0-0-0		HOME		0-0-0		0-0-0		1-1-0							
2-2-0		0-0-0		0-0-		AWAY		0-0-0		1-0-0		1-1-0							
0-0-0		0-0-0		0-0-0		NEUTRAL		0-0-0		0-0-0		0-0-0							
1-4-0		0-0-0		0-0-0		CONFERENCE		0-0-0		0-0-0		1-4-0							
0-3-0		0-0-0		0-0-0		HOME		0-0-0		0-0-0		0-3-0							
1-1-0		0-0-0		0-0-0		AWAY		0-0-0		0-0-0		1-1-0							
0-0-0		0-0-0		0-0-0		NEUTRAL		0-0-0		0-0-0		0-0-0							
RPI	S	Opponent		Score	RPI	S	Opponent		Score	RPI	S	Opponent		Score					
					47	A	Tulsa		0 3										
												128	A	Texas St.	1 0				
												167	H	Sam Houston St.	1 2				
												187	H	Stephen F. Austin	1 2				
												194	A	Houston	0 3				
												196	H	Southeastern La.	0 1				
												200	A	Central Ark.	1 2				
												226	H	La.-Lafayette	0 1				
												245	A	La.-Monroe	2 1				
												292	H	Prairie View	5 0				
												294	A	Northwestern St.	2 1				
LAST 10 GAMES																			
					294	A	Northwestern St.		2 1			187	H	Stephen F. Austin	1 2				
					200	A	Central Ark.		1 2			167	H	Sam Houston St.	1 2				
					196	H	Southeastern La.		0 1			47	A	Tulsa	0 3				
					194	A	Houston		0 3			128	A	Texas St.	1 0				
					226	H	La.-Lafayette		0 1			245	A	La.-Monroe	2 1				

Non-Div. I Games:

McNeese St.

Average RPI Win: 229		WON-LOST	WINNING	LAST 10	STRENGTH OF		OPP. STRENGTH	TEAM	ADJ		CONF.	ADJ CONF.
Average RPI Loss: 119		RECORD	PCT. RANK	GAMES	SCHEDULE		OF SCHEDULE	RPI	RPI		RPI	RPI
DIV. I ONLY		4-7-1	.375	232	4-5-1		160	174	211		15	15
DIV. I NON-CONF.		3-4-1	.4375	207	3-2-1		205	157	210		16	16
TOTALS		RPI 1-25	RPI 26-50		W-L RECORDS		RPI 51-100		RPI 101-150		RPI 150+	
4-7-1		0-0-0	0-0-0		OVERALL		0-4-0		1-1-0		3-2-1	
3-2-0		0-0-0	0-0-0		HOME		0-0-0		0-1-0		3-1-0	
1-4-1		0-0-0	0-0-0		AWAY		0-3-0		1-0-0		0-1-1	
0-1-0		0-0-0	0-0-0		NEUTRAL		0-1-0		0-0-0		0-0-0	
3-4-1		0-0-0	0-0-0		NON-CONFERENCE		0-3-0		1-0-0		2-1-1	
2-0-0		0-0-0	0-0-0		HOME		0-0-0		0-0-0		2-0-0	
1-3-1		0-0-0	0-0-		AWAY		0-2-0		1-0-0		0-1-1	
0-1-0		0-0-0	0-0-0		NEUTRAL		0-1-0		0-0-0		0-0-0	
1-3-0		0-0-0	0-0-0		CONFERENCE		0-1-0		0-1-0		1-1-0	
1-2-0		0-0-0	0-0-0		HOME		0-0-0		0-1-0		1-1-0	
0-1-0		0-0-0	0-0-0		AWAY		0-1-0		0-0-0		0-0-0	
0-0-0		0-0-0	0-0-0		NEUTRAL		0-0-0		0-0-0		0-0-0	
RPI S	Opponent	Score	RPI S	Opponent	Score	RPI S	Opponent	Score	RPI S	Opponent	Score	
						59 N	DePaul	0 7	125 H	Miami (OH)	0 1	
						64 A	Michigan	1 8	137 A	Loyola Chicago	1 0	
						81 A	Ball St.	1 2	164 A	Illinois St.	2 2	
						89 A	Butler	0 3	178 H	Buffalo	0 1	
									202 H	Akron	3 2	
									235 A	Detroit	0 1	
									271 H	Ill.-Chicago	3 1	
									307 H	Green Bay	2 1	
LAST 10 GAMES												
						125 H	Miami (OH)	0 1	202 H	Akron	3 2	
						81 A	Ball St.	1 2	178 H	Buffalo	0 1	
						307 H	Green Bay	2 1	164 A	Illinois St.	2 2	
						235 A	Detroit	0 1	137 A	Loyola Chicago	1 0	
						271 H	Ill.-Chicago	3 1	59 N	DePaul	0 7	

Non-Div. I Games:

Eastern Mich.

Average RPI Win: 281		WON-LOST RECORD	WINNING PCT. RANK		LAST 10 GAMES	STRENGTH OF SCHEDULE	OPP. STRENGTH OF SCHEDULE	TEAM RPI	ADJ RPI	CONF. RPI	ADJ CONF. RPI	
Average RPI Loss: 130												
DIV. I ONLY		7-3-2	.66667	67	6-2-2	315	179	212	.46808	212	23	23
DIV. I NON-CONF.		3-3-2	.5	156	2-2-2	319	124	266	.42609	265	23	23
<hr/>												
TOTALS		RPI 1-25		RPI 26-50		W-L RECORDS		RPI 51-100		RPI 101-150		RPI 150+
7-3-2		0-0-0		0-0-0		OVERALL		0-1-2		0-1-0		7-1-0
3-1-2		0-0-0		0-0-0		HOME		0-0-2		0-1-0		3-0-0
4-2-0		0-0-0		0-0-0		AWAY		0-1-0		0-0-0		4-1-0
0-0-0		0-0-0		0-0-0		NEUTRAL		0-0-0		0-0-0		0-0-0
<hr/>												
3-3-2		0-0-0		0-0-0		NON-CONFERENCE		0-1-2		0-1-0		3-1-0
1-1-2		0-0-0		0-0-0		HOME		0-0-2		0-1-0		1-0-0
2-2-0		0-0-0		0-0-		AWAY		0-1-0		0-0-0		2-1-0
0-0-0		0-0-0		0-0-0		NEUTRAL		0-0-0		0-0-0		0-0-0
<hr/>												
4-0-0		0-0-0		0-0-0		CONFERENCE		0-0-0		0-0-0		4-0-0
2-0-0		0-0-0		0-0-0		HOME		0-0-0		0-0-0		2-0-0
2-0-0		0-0-0		0-0-0		AWAY		0-0-0		0-0-0		2-0-0
0-0-0		0-0-0		0-0-0		NEUTRAL		0-0-0		0-0-0		0-0-0
<hr/>												
RPI	S	Opponent	Score	RPI	S	Opponent	Score	RPI	S	Opponent	Score	
						52 H Wisconsin	1 1	137 H Loyola Chicago		2 3		
						89 A Butler	0 1	164 A Illinois St.		1 3		
						95 H Marquette	1 1	213 A Oakland		2 1		
								216 A Wright St.		1 0		
								276 H Youngstown St.		4 0		
								307 H Green Bay		3 1		
								310 A Northern Ill.		2 1		
								315 H Western Ill.		1 0		
								327 A Chicago St.		9 0		
<hr/>												
LAST 10 GAMES												
						216 A Wright St.	1 0	276 H Youngstown St.		4 0		
						95 H Marquette	1 1	307 H Green Bay		3 1		
						137 H Loyola Chicago	2 3	52 H Wisconsin		1 1		
						213 A Oakland	2 1	310 A Northern Ill.		2 1		
						327 A Chicago St.	9 0	89 A Butler		0 1		

Non-Div. I Games:

Milwaukee

Average RPI Win: 210		WON-LOST	WINNING	LAST 10	STRENGTH OF		OPP. STRENGTH	TEAM	ADJ	CONF.	ADJ CONF.
Average RPI Loss: 146		RECORD	PCT. RANK	GAMES	SCHEDULE		OF SCHEDULE	RPI	RPI	RPI	RPI
DIV. I ONLY		3-5-5	.42308	202	3-4-3		198	186	213	.46749	213
DIV. I NON-CONF.		1-4-4	.33333	249	1-3-2		181	137	230	.45713	228
TOTALS		RPI 1-25	RPI 26-50		W-L RECORDS		RPI 51-100		RPI 101-150		RPI 150+
3-5-5	0-0-0	0-1-1		OVERALL		0-1-0		1-0-0		2-3-4	
2-2-3	0-0-0	0-0-1		HOME		0-1-0		0-0-0		1-1-2	
1-3-2	0-0-0	0-1-0		AWAY		0-0-0		0-0-0		1-2-2	
0-0-0	0-0-0	0-0-0		NEUTRAL		0-0-0		0-0-0		0-0-0	
1-4-4	0-0-0	0-1-1		NON-CONFERENCE		0-1-0		0-0-0		1-2-3	
1-1-2	0-0-0	0-0-1		HOME		0-1-0		0-0-0		1-0-1	
0-3-2	0-0-0	0-0-		AWAY		0-0-0		0-0-0		0-2-2	
0-0-0	0-0-0	0-0-0		NEUTRAL		0-0-0		0-0-0		0-0-0	
2-1-1	0-0-0	0-0-0		CONFERENCE		0-0-0		1-0-0		1-1-1	
1-1-1	0-0-0	0-0-0		HOME		0-0-0		1-0-0		0-1-1	
1-0-0	0-0-0	0-0-0		AWAY		0-0-0		0-0-0		1-0-0	
0-0-0	0-0-0	0-0-0		NEUTRAL		0-0-0		0-0-0		0-0-0	
RPI S	Opponent	Score		RPI S	Opponent	Score		RPI S	Opponent	Score	
30 A	Illinois	1	4	76 H	San Francisco	0	2	146 H	Valparaiso	3	1
36 H	Michigan St.	1	1					177 H	Duquesne	3	0
								204 A	Toledo	1	3
								208 A	Northern Ariz.	1	2
								212 H	Milwaukee	1	2
								221 H	Central Mich.	2	2
								235 H	Detroit	1	1
								254 A	St. Bonaventure	1	1
								261 A	Grand Canyon	2	2
								307 A	Green Bay	2	0
LAST 10 GAMES											
307 A	Green Bay	2	0	146 H	Valparaiso	3	1				
177 H	Duquesne	3	0	235 H	Detroit	1	1				
212 H	Milwaukee	1	2	208 A	Northern Ariz.	1	2				
76 H	San Francisco	0	2	261 A	Grand Canyon	2	2				
204 A	Toledo	1	3	254 A	St. Bonaventure	1	1				

Non-Div. I Games:

Oakland

Average RPI Win: 279		WON-LOST RECORD		WINNING PCT. RANK		LAST 10 GAMES		STRENGTH OF SCHEDULE		OPP. STRENGTH OF SCHEDULE		TEAM RPI		ADJ RPI		CONF. RPI		ADJ CONF. RPI	
DIV. I ONLY		5-6-1		.45833 186		4-5-1		195		282		215		.46568 214		27		26	
DIV. I NON-CONF.		3-5-0		.375 236		2-4-0		145		251		217		.46795 216		26		26	
TOTALS		RPI 1-25		RPI 26-50		W-L RECORDS		RPI 51-100		RPI 101-150		RPI 150+							
5-6-1		0-0-0		0-0-0		OVERALL		0-2-0		0-2-0		5-2-1							
3-3-0		0-0-0		0-0-0		HOME		0-1-0		0-0-0		3-2-0							
2-3-1		0-0-0		0-0-0		AWAY		0-1-0		0-2-0		2-0-1							
0-0-0		0-0-0		0-0-0		NEUTRAL		0-0-0		0-0-0		0-0-0							
3-5-0		0-0-0		0-0-0		NON-CONFERENCE		0-2-0		0-2-0		3-1-0							
2-2-0		0-0-0		0-0-0		HOME		0-1-0		0-0-0		2-1-0							
1-3-0		0-0-0		0-0-		AWAY		0-1-0		0-2-0		1-0-0							
0-0-0		0-0-0		0-0-0		NEUTRAL		0-0-0		0-0-0		0-0-0							
2-1-1		0-0-0		0-0-0		CONFERENCE		0-0-0		0-0-0		2-1-1							
1-1-0		0-0-0		0-0-0		HOME		0-0-0		0-0-0		1-1-0							
1-0-1		0-0-0		0-0-0		AWAY		0-0-0		0-0-0		1-0-1							
0-0-0		0-0-0		0-0-0		NEUTRAL		0-0-0		0-0-0		0-0-0							
RPI S	Opponent	Score		RPI S	Opponent	Score		RPI S	Opponent	Score		RPI S	Opponent	Score					
								81 H	Ball St.	0	4	105 A	Lipscomb	0	3				
								90 A	Middle Tenn.	0	1	113 A	Alabama	0	2				
												186 H	Georgia St.	0	4				
												189 H	Tennessee Tech	1	2				
												242 A	SIUE	1	0				
												264 H	Gardner-Webb	2	1				
												281 H	Morehead St.	2	1				
												298 A	Jackson St.	1	0				
												309 H	Alabama St.	7	0				
												321 A	Eastern Ill.	0	0				
LAST 10 GAMES																			
						189 H	Tennessee Tech	1	2	321 A	Eastern Ill.	0	0						
						281 H	Morehead St.	2	1	242 A	SIUE	1	0						
						113 A	Alabama	0	2	186 H	Georgia St.	0	4						
						309 H	Alabama St.	7	0	105 A	Lipscomb	0	3						
						298 A	Jackson St.	1	0	90 A	Middle Tenn.	0	1						

Non-Div. I Games:

Jacksonville St.

Average RPI Win: 244		WON-LOST RECORD		WINNING PCT. RANK		LAST 10 GAMES		STRENGTH OF SCHEDULE		OPP. STRENGTH OF SCHEDULE		TEAM RPI		ADJ RPI		CONF. RPI		ADJ CONF. RPI	
DIV. I ONLY		4-7-0		.36364 240		4-6-0		155		201		217		.46522 215		15		15	
DIV. I NON-CONF.		2-5-0		.28571 263		2-4-0		80		185		206		.47655 206		16		16	
TOTALS		RPI 1-25		RPI 26-50		W-L RECORDS		RPI 51-100		RPI 101-150		RPI 150+							
4-7-0		0-0-0		0-2-0		OVERALL		0-1-0		0-0-0		4-4-0							
2-2-0		0-0-0		0-0-0		HOME		0-0-0		0-0-0		2-2-0							
2-5-0		0-0-0		0-2-0		AWAY		0-1-0		0-0-0		2-2-0							
0-0-0		0-0-0		0-0-0		NEUTRAL		0-0-0		0-0-0		0-0-0							
2-5-0		0-0-0		0-2-0		NON-CONFERENCE		0-1-0		0-0-0		2-2-0							
1-1-0		0-0-0		0-0-0		HOME		0-0-0		0-0-0		1-1-0							
1-4-0		0-0-0		0-0-		AWAY		0-1-0		0-0-0		1-1-0							
0-0-0		0-0-0		0-0-0		NEUTRAL		0-0-0		0-0-0		0-0-0							
2-2-0		0-0-0		0-0-0		CONFERENCE		0-0-0		0-0-0		2-2-0							
1-1-0		0-0-0		0-0-0		HOME		0-0-0		0-0-0		1-1-0							
1-1-0		0-0-0		0-0-0		AWAY		0-0-0		0-0-0		1-1-0							
0-0-0		0-0-0		0-0-0		NEUTRAL		0-0-0		0-0-0		0-0-0							
RPI	S	Opponent		Score		RPI	S	Opponent		Score		RPI	S	Opponent		Score			
				27	A	Kentucky	0	3	63	A	Purdue	0	3	157	H	Western Mich.	0	3	
				40	A	Marshall	2	3						178	A	Buffalo	1	0	
														202	A	Akron	0	2	
														217	H	Cleveland St.	0	2	
														220	A	Xavier	2	1	
														235	A	Detroit	0	2	
														268	H	Robert Morris	3	0	
														310	H	Northern Ill.	2	1	
				LAST 10 GAMES															
				202	A	Akron	0	2	157	H	Western Mich.	0	3						
				178	A	Buffalo	1	0	310	H	Northern Ill.	2	1						
				220	A	Xavier	2	1	40	A	Marshall	2	3						
				268	H	Robert Morris	3	0	217	H	Cleveland St.	0	2						
				27	A	Kentucky	0	3	235	A	Detroit	0	2						

**Non-Div. I Games:**

Ohio

Average RPI Win: 245		WON-LOST RECORD		WINNING PCT. RANK		LAST 10 GAMES		STRENGTH OF SCHEDULE		OPP. STRENGTH OF SCHEDULE		TEAM RPI		ADJ RPI		CONF. RPI		ADJ CONF. RPI	
DIV. I ONLY		4-5-1		.45 198		4-5-1		223		180		218		.46521 216		23		23	
DIV. I NON-CONF.		3-4-0		.42857 215		3-4-0		232		145		222		.46362 221		23		23	
TOTALS		RPI 1-25		RPI 26-50		W-L RECORDS		RPI 51-100		RPI 101-150		RPI 150+							
4-5-1		0-0-0		0-0-0		OVERALL		0-2-0		1-1-1		3-2-0							
1-1-0		0-0-0		0-0-0		HOME		0-0-0		0-0-0		1-1-0							
3-4-1		0-0-0		0-0-0		AWAY		0-2-0		1-1-1		2-1-0							
0-0-0		0-0-0		0-0-0		NEUTRAL		0-0-0		0-0-0		0-0-0							
3-4-0		0-0-0		0-0-0		NON-CONFERENCE		0-2-0		1-1-0		2-1-0							
1-0-0		0-0-0		0-0-0		HOME		0-0-0		0-0-0		1-0-0							
2-4-0		0-0-0		0-0-		AWAY		0-2-0		1-1-0		1-1-0							
0-0-0		0-0-0		0-0-0		NEUTRAL		0-0-0		0-0-0		0-0-0							
1-1-1		0-0-0		0-0-0		CONFERENCE		0-0-0		0-0-1		1-1-0							
0-1-0		0-0-0		0-0-0		HOME		0-0-0		0-0-0		0-1-0							
1-0-1		0-0-0		0-0-0		AWAY		0-0-0		0-0-1		1-0-0							
0-0-0		0-0-0		0-0-0		NEUTRAL		0-0-0		0-0-0		0-0-0							
RPI	S	Opponent		Score		RPI	S	Opponent		Score		RPI	S	Opponent		Score			
						81	A	Ball St.		1	2	101	A	Louisville		1	2		
						89	A	Butler		0	1	139	A	Dayton		1	0		
												146	A	Valparaiso		1	1		
												204	A	Toledo		0	1		
												212	H	Milwaukee		0	1		
												271	A	Ill.-Chicago		1	0		
												281	A	Morehead St.		3	1		
												289	H	Belmont		2	0		
LAST 10 GAMES																			
						146	A	Valparaiso		1	1	271	A	Ill.-Chicago		1	0		
						204	A	Toledo		0	1	212	H	Milwaukee		0	1		
						89	A	Butler		0	1	81	A	Ball St.		1	2		
						139	A	Dayton		1	0	281	A	Morehead St.		3	1		
						289	H	Belmont		2	0	101	A	Louisville		1	2		

Non-Div. I Games:

Wright St.



Average RPI Win:	279	WON-LOST RECORD	WINNING PCT. RANK	LAST 10 GAMES	STRENGTH OF SCHEDULE	OPP. STRENGTH OF SCHEDULE	TEAM RPI	ADJ RPI	CONF. RPI	ADJ CONF. RPI	
Average RPI Loss:	169										
DIV. I ONLY	7-4-1	.625	95	6-4-0	303	247	219	.46509	217	23	23
DIV. I NON-CONF.	4-4-1	.5	156	3-4-0	288	241	240	.44375	239	23	23
<hr/>											
TOTALS	RPI 1-25	RPI 26-50		W-L RECORDS		RPI 51-100		RPI 101-150		RPI 150+	
7-4-1	0-0-0	0-0-0		OVERALL		0-1-1		0-1-0		7-2-0	
4-0-1	0-0-0	0-0-0		HOME		0-0-1		0-0-0		4-0-0	
3-3-0	0-0-0	0-0-0		AWAY		0-0-0		0-1-0		3-2-0	
0-1-0	0-0-0	0-0-0		NEUTRAL		0-1-0		0-0-0		0-0-0	
<hr/>											
4-4-1	0-0-0	0-0-0		NON-CONFERENCE		0-1-1		0-1-0		4-2-0	
2-0-1	0-0-0	0-0-0		HOME		0-0-1		0-0-0		2-0-0	
2-3-0	0-0-0	0-0-		AWAY		0-0-0		0-1-0		2-2-0	
0-1-0	0-0-0	0-0-0		NEUTRAL		0-1-0		0-0-0		0-0-0	
<hr/>											
3-0-0	0-0-0	0-0-0		CONFERENCE		0-0-0		0-0-0		3-0-0	
2-0-0	0-0-0	0-0-0		HOME		0-0-0		0-0-0		2-0-0	
1-0-0	0-0-0	0-0-0		AWAY		0-0-0		0-0-0		1-0-0	
0-0-0	0-0-0	0-0-0		NEUTRAL		0-0-0		0-0-0		0-0-0	
<hr/>											
RPI	S	Opponent	Score	RPI	S	Opponent	Score	RPI	S	Opponent	Score
				85 N Cornell 0 3				135 A Kent St. 0 2			
				89 H Butler 1 1				202 A Akron 2 4			
								215 A Ohio 2 0			
								235 H Detroit 1 0			
								254 A St. Bonaventure 2 3			
								276 H Youngstown St. 2 1			
								287 A Eastern Ky. 2 1			
								307 A Green Bay 1 0			
								308 H Canisius 2 0			
								327 H Chicago St. 7 0			

Non-Div. I Games:

Cleveland St.

Average RPI Win:	276	WON-LOST	WINNING		LAST 10	STRENGTH OF		OPP. STRENGTH	TEAM	ADJ	CONF.	ADJ CONF.
Average RPI Loss:	167	RECORD	PCT. RANK	GAMES	SCHEDULE		OF SCHEDULE	RPI	RPI	RPI	RPI	
DIV. I ONLY		7-3-0	.7	52	7-3-0	320	218	214	.46487	218	23	23
DIV. I NON-CONF.		4-3-0	.57143	116	4-3-0	320	225	258	.43207	258	23	23
<hr/>												
TOTALS	RPI 1-25	RPI 26-50		W-L RECORDS		RPI 51-100		RPI 101-150		RPI 150+		
7-3-0	0-0-0	0-1-0		OVERALL		0-0-0		0-0-0		7-2-0		
2-1-0	0-0-0	0-0-0		HOME		0-0-0		0-0-0		2-1-0		
5-2-0	0-0-0	0-1-0		AWAY		0-0-0		0-0-0		5-1-0		
0-0-0	0-0-0	0-0-0		NEUTRAL		0-0-0		0-0-0		0-0-0		
4-3-0	0-0-0	0-1-0		NON-CONFERENCE		0-0-0		0-0-0		4-2-0		
1-1-0	0-0-0	0-0-0		HOME		0-0-0		0-0-0		1-1-0		
3-2-0	0-0-0	0-0-		AWAY		0-0-0		0-0-0		3-1-0		
0-0-0	0-0-0	0-0-0		NEUTRAL		0-0-0		0-0-0		0-0-0		
3-0-0	0-0-0	0-0-0		CONFERENCE		0-0-0		0-0-0		3-0-0		
1-0-0	0-0-0	0-0-0		HOME		0-0-0		0-0-0		1-0-0		
2-0-0	0-0-0	0-0-0		AWAY		0-0-0		0-0-0		2-0-0		
0-0-0	0-0-0	0-0-0		NEUTRAL		0-0-0		0-0-0		0-0-0		
RPI	S	Opponent	Score	RPI	S	Opponent	Score	RPI	S	Opponent	Score	
				30	A	Illinois	0 1					
								204	H	Toledo	0 2	
								225	A	Charleston So.	1 0	
								235	A	Detroit	3 1	
								268	A	Robert Morris	1 2	
								271	H	Ill.-Chicago	2 0	
								276	A	Youngstown St.	3 1	
								290	H	IPFW	3 1	
								313	A	Citadel	4 0	
								321	A	Eastern Ill.	6 0	
LAST 10 GAMES												
				271	H	Ill.-Chicago	2 0	235	A	Detroit	3 1	
				204	H	Toledo	0 2	268	A	Robert Morris	1 2	
				276	A	Youngstown St.	3 1	313	A	Citadel	4 0	
				30	A	Illinois	0 1	321	A	Eastern Ill.	6 0	
				225	A	Charleston So.	1 0	290	H	IPFW	3 1	

Non-Div. I Games:

Northern Ky.

Average RPI Win: 244		WON-LOST	WINNING	LAST 10	STRENGTH OF		OPP. STRENGTH	TEAM	ADJ		CONF.	ADJ CONF.
Average RPI Loss: 210		RECORD	PCT. RANK	GAMES	SCHEDULE		OF SCHEDULE	RPI	RPI		RPI	RPI
DIV. I ONLY		5-4-1	.55	131	5-4-1		256	297	220		.46475	219
DIV. I NON-CONF.		5-1-0	.83333	24	5-1-0		208	313	82		.55014	84
TOTALS		RPI 1-25	RPI 26-50		W-L RECORDS		RPI 51-100		RPI 101-150		RPI 150+	
5-4-1		0-0-0	0-0-0		OVERALL		1-0-0		0-1-0		4-3-1	
2-2-1		0-0-0	0-0-0		HOME		1-0-0		0-1-0		1-1-1	
3-2-0		0-0-0	0-0-0		AWAY		0-0-0		0-0-0		3-2-0	
0-0-0		0-0-0	0-0-0		NEUTRAL		0-0-0		0-0-0		0-0-0	
5-1-0		0-0-0	0-0-0		NON-CONFERENCE		1-0-0		0-1-0		4-0-0	
2-1-0		0-0-0	0-0-0		HOME		1-0-0		0-1-0		1-0-0	
3-0-0		0-0-0	0-0-		AWAY		0-0-0		0-0-0		3-0-0	
0-0-0		0-0-0	0-0-0		NEUTRAL		0-0-0		0-0-0		0-0-0	
0-3-1		0-0-0	0-0-0		CONFERENCE		0-0-0		0-0-0		0-3-1	
0-1-1		0-0-0	0-0-0		HOME		0-0-0		0-0-0		0-1-1	
0-2-0		0-0-0	0-0-0		AWAY		0-0-0		0-0-0		0-2-0	
0-0-0		0-0-0	0-0-0		NEUTRAL		0-0-0		0-0-0		0-0-0	
RPI S	Opponent	Score	RPI S	Opponent	Score	RPI S	Opponent	Score	RPI S	Opponent	Score	
						94 H	Monmouth	3 2	141 H	Manhattan	0 3	
									188 A	New Hampshire	2 1	
									195 A	Loyola Maryland	1 2	
									203 H	Army West Point	0 1	
									206 H	Bucknell	2 2	
									297 A	UMass Lowell	1 0	
									299 A	American	1 2	
									311 A	Delaware St.	1 0	
									330 H	Saint Peter's	5 0	
LAST 10 GAMES												
						203 H	Army West Point	0 1	299 A	American	1 2	
						195 A	Loyola Maryland	1 2	206 H	Bucknell	2 2	
						188 A	New Hampshire	2 1	94 H	Monmouth	3 2	
						297 A	UMass Lowell	1 0	330 H	Saint Peter's	5 0	
						141 H	Manhattan	0 3	311 A	Delaware St.	1 0	

Non-Div. I Games:

Lafayette

Average RPI Win:	249	WON-LOST RECORD	WINNING PCT. RANK	LAST 10 GAMES	STRENGTH OF SCHEDULE	OPP. STRENGTH OF SCHEDULE	TEAM RPI	ADJ RPI	CONF. RPI	ADJ CONF. RPI	
Average RPI Loss:	142										
DIV. I ONLY	4-5-1	.45	198	3-5-1	229	153	216	.46417	220	10	10
DIV. I NON-CONF.	4-3-1	.5625	126	3-3-1	290	149	218	.46586	219	10	10
<hr/>											
TOTALS	RPI 1-25	RPI 26-50		W-L RECORDS	RPI 51-100		RPI 101-150		RPI 150+		
4-5-1	0-0-0	0-0-1		OVERALL	0-3-0		0-0-0		4-2-0		
3-3-1	0-0-0	0-0-1		HOME	0-2-0		0-0-0		3-1-0		
1-2-0	0-0-0	0-0-0		AWAY	0-1-0		0-0-0		1-1-0		
0-0-0	0-0-0	0-0-0		NEUTRAL	0-0-0		0-0-0		0-0-0		
<hr/>											
4-3-1	0-0-0	0-0-1		NON-CONFERENCE	0-1-0		0-0-0		4-2-0		
3-1-1	0-0-0	0-0-1		HOME	0-0-0		0-0-0		3-1-0		
1-2-0	0-0-0	0-0-		AWAY	0-1-0		0-0-0		1-1-0		
0-0-0	0-0-0	0-0-0		NEUTRAL	0-0-0		0-0-0		0-0-0		
<hr/>											
0-2-0	0-0-0	0-0-0		CONFERENCE	0-2-0		0-0-0		0-0-0		
0-2-0	0-0-0	0-0-0		HOME	0-2-0		0-0-0		0-0-0		
0-0-0	0-0-0	0-0-0		AWAY	0-0-0		0-0-0		0-0-0		
0-0-0	0-0-0	0-0-0		NEUTRAL	0-0-0		0-0-0		0-0-0		
<hr/>											
RPI S	Opponent	Score	RPI S	Opponent	Score	RPI S	Opponent	Score	RPI S	Opponent	Score
			46 H Cincinnati	0	0	59 H DePaul	0	4	204 H Toledo	2	0
			63 A Purdue	3	4	215 H Ohio	1	2			
			93 H Providence	0	1	231 H IUPUI	2	0			
			272 A Evansville	3	2						
			281 A Morehead St.	1	2						
			287 H Eastern Ky.	4	0						
			<hr/>								
LAST 10 GAMES											
46 H Cincinnati	0	0	93 H Providence	0	1						
215 H Ohio	1	2	59 H DePaul	0	4						
287 H Eastern Ky.	4	0	204 H Toledo	2	0						
231 H IUPUI	2	0	63 A Purdue	3	4						
281 A Morehead St.	1	2	272 A Evansville	3	2						

Non-Div. I Games: Marian (IN) 5 0

Xavier

Average RPI Win: 237		WON-LOST	WINNING	LAST 10	STRENGTH OF		OPP. STRENGTH	TEAM	ADJ	CONF.	ADJ CONF.
Average RPI Loss: 103		RECORD	PCT. RANK	GAMES	SCHEDULE		OF SCHEDULE	RPI	RPI	RPI	RPI
DIV. I ONLY		3-7-1	.31818	269	3-7-0		136	181	222	.46415	221
DIV. I NON-CONF.		1-5-1	.21429	293	1-5-0		150	119	244	.44046	243
TOTALS		RPI 1-25	RPI 26-50		W-L RECORDS		RPI 51-100		RPI 101-150		RPI 150+
3-7-1		0-1-0	0-0-0		OVERALL		0-3-0		1-0-0		2-3-1
1-3-0		0-0-0	0-0-0		HOME		0-2-0		1-0-0		0-1-0
2-4-1		0-1-0	0-0-0		AWAY		0-1-0		0-0-0		2-2-1
0-0-0		0-0-0	0-0-0		NEUTRAL		0-0-0		0-0-0		0-0-0
1-5-1		0-1-0	0-0-0		NON-CONFERENCE		0-2-0		0-0-0		1-2-1
0-2-0		0-0-0	0-0-0		HOME		0-1-0		0-0-0		0-1-0
1-3-1		0-1-0	0-0-		AWAY		0-1-0		0-0-0		1-1-1
0-0-0		0-0-0	0-0-0		NEUTRAL		0-0-0		0-0-0		0-0-0
2-2-0		0-0-0	0-0-0		CONFERENCE		0-1-0		1-0-0		1-1-0
1-1-0		0-0-0	0-0-0		HOME		0-1-0		1-0-0		0-0-0
1-1-0		0-0-0	0-0-0		AWAY		0-0-0		0-0-0		1-1-0
0-0-0		0-0-0	0-0-0		NEUTRAL		0-0-0		0-0-0		0-0-0
RPI S	Opponent	Score		RPI S	Opponent	Score		RPI S	Opponent	Score	
22 A	Nebraska	3	4					59 H	DePaul	0	1
								64 A	Michigan	1	3
								81 H	Ball St.	1	2
								125 H	Miami (OH)	1	0
								157 A	Western Mich.	0	1
								164 H	Illinois St.	0	1
								174 A	Creighton	0	1
								213 A	Oakland	2	2
								276 A	Youngstown St.	2	0
								310 A	Northern Ill.	2	0
LAST 10 GAMES											
	310 A	Northern Ill.	2	0		81 H	Ball St.	1	2		
	157 A	Western Mich.	0	1		125 H	Miami (OH)	1	0		
	164 H	Illinois St.	0	1		276 A	Youngstown St.	2	0		
	59 H	DePaul	0	1		174 A	Creighton	0	1		
	64 A	Michigan	1	3		22 A	Nebraska	3	4		

Non-Div. I Games:

Central Mich.

Average RPI Win:	245	WON-LOST	WINNING	LAST 10	STRENGTH OF	OPP. STRENGTH	TEAM	ADJ	CONF.	ADJ CONF.	
Average RPI Loss:	162	RECORD	PCT. RANK	GAMES	SCHEDULE	OF SCHEDULE	RPI	RPI	RPI	RPI	
DIV. I ONLY		5-5-1	.5	158	5-4-1	249	212	221	.46401	22	22
DIV. I NON-CONF.		3-4-1	.4375	207	3-3-1	231	222	225	.45883	22	22
<hr/>											
TOTALS	RPI 1-25	RPI 26-50		W-L RECORDS		RPI 51-100		RPI 101-150		RPI 150+	
5-5-1	0-0-0	0-0-0		OVERALL		0-1-0		1-1-0		4-3-1	
2-2-1	0-0-0	0-0-0		HOME		0-0-0		1-0-0		1-2-1	
3-3-0	0-0-0	0-0-0		AWAY		0-1-0		0-1-0		3-1-0	
0-0-0	0-0-0	0-0-0		NEUTRAL		0-0-0		0-0-0		0-0-0	
<hr/>											
3-4-1	0-0-0	0-0-0		NON-CONFERENCE		0-1-0		1-1-0		2-2-1	
1-1-1	0-0-0	0-0-0		HOME		0-0-0		1-0-0		0-1-1	
2-3-0	0-0-0	0-0-		AWAY		0-1-0		0-1-0		2-1-0	
0-0-0	0-0-0	0-0-0		NEUTRAL		0-0-0		0-0-0		0-0-0	
<hr/>											
2-1-0	0-0-0	0-0-0		CONFERENCE		0-0-0		0-0-0		2-1-0	
1-1-0	0-0-0	0-0-0		HOME		0-0-0		0-0-0		1-1-0	
1-0-0	0-0-0	0-0-0		AWAY		0-0-0		0-0-0		1-0-0	
0-0-0	0-0-0	0-0-0		NEUTRAL		0-0-0		0-0-0		0-0-0	
<hr/>											
RPI	S	Opponent	Score	RPI	S	Opponent	Score	RPI	S	Opponent	Score
								135	H	Kent St.	1 0
								141	A	Manhattan	0 1
								170	A	Siena	2 3
								188	H	New Hampshire	2 3
								238	H	Stony Brook	1 0
								240	H	Quinnipiac	1 2
								247	A	Rhode Island	3 2
								253	H	Marist	0 0
								284	A	UMBC	3 2
								320	A	Iona	1 0
<hr/>											
LAST 10 GAMES											
238 H Stony Brook				1	0	284 A UMBC				3	2
247 A Rhode Island				3	2	188 H New Hampshire				2	3
253 H Marist				0	0	240 H Quinnipiac				1	2
72 A Dartmouth				0	6	135 H Kent St.				1	0
170 A Siena				2	3	320 A Iona				1	0

**Non-Div. I Games:**

Vermont

Average RPI Win:	259	WON-LOST RECORD	WINNING PCT. RANK	LAST 10 GAMES	STRENGTH OF SCHEDULE	OPP. STRENGTH OF SCHEDULE	TEAM RPI	ADJ RPI	CONF. RPI	ADJ CONF. RPI		
DIV. I ONLY		4-8-0	.33333	257	3-7-0	137	221	223	.46368	223	27	26
DIV. I NON-CONF.		2-6-0	.25	277	1-5-0	91	125	212	.46982	212	26	26
<hr/>												
TOTALS	RPI 1-25	RPI 26-50		W-L RECORDS		RPI 51-100		RPI 101-150		RPI 150+		
4-8-0	0-0-0	0-1-0		OVERALL		0-3-0		0-1-0		4-3-0		
2-0-0	0-0-0	0-0-0		HOME		0-0-0		0-0-0		2-0-0		
1-6-0	0-0-0	0-0-0		AWAY		0-3-0		0-1-0		1-2-0		
1-2-0	0-0-0	0-1-0		NEUTRAL		0-0-0		0-0-0		1-1-0		
<hr/>												
2-6-0	0-0-0	0-1-0		NON-CONFERENCE		0-3-0		0-0-0		2-2-0		
0-0-0	0-0-0	0-0-0		HOME		0-0-0		0-0-0		0-0-0		
1-4-0	0-0-0	0-0-		AWAY		0-3-0		0-0-0		1-1-0		
1-2-0	0-0-0	0-1-0		NEUTRAL		0-0-0		0-0-0		1-1-0		
<hr/>												
2-2-0	0-0-0	0-0-0		CONFERENCE		0-0-0		0-1-0		2-1-0		
2-0-0	0-0-0	0-0-0		HOME		0-0-0		0-0-0		2-0-0		
0-2-0	0-0-0	0-0-0		AWAY		0-0-0		0-1-0		0-1-0		
0-0-0	0-0-0	0-0-0		NEUTRAL		0-0-0		0-0-0		0-0-0		
<hr/>												
RPI	S	Opponent	Score	RPI	S	Opponent	Score	RPI	S	Opponent	Score	
				29	N	South Ala.	0 7	69	A	Memphis	0 1	
								77	A	Troy	1 2	
								79	A	Western Ky.	1 3	
								122	A	Murray St.	3 4	
								183	N	Western Caro.	0 3	
								185	A	UMKC	1 4	
								202	N	Akron	2 1	
								242	H	SIUE	1 0	
								243	A	Austin Peay	1 3	
								272	A	Evansville	3 2	
								321	H	Eastern Ill.	3 1	
<hr/>												
				LAST 10 GAMES								
				242	H	SIUE	1 0	243	A	Austin Peay	1 3	
				321	H	Eastern Ill.	3 1	122	A	Murray St.	3 4	
				202	N	Akron	2 1	185	A	UMKC	1 4	
				183	N	Western Caro.	0 3	29	N	South Ala.	0 7	
				69	A	Memphis	0 1	77	A	Troy	1 2	

Non-Div. I Games:

UT Martin

Average RPI Win:		161	WON-LOST RECORD		WINNING PCT. RANK		LAST 10 GAMES		STRENGTH OF SCHEDULE		OPP. STRENGTH OF SCHEDULE		TEAM RPI		ADJ RPI		CONF. RPI		ADJ CONF. RPI				
Average RPI Loss:		93																					
DIV. I ONLY			1-10-1		.125 315		1-8-1		33		130		225		.46244 224		12		12				
DIV. I NON-CONF.			0-7-1		.0625 320		0-5-1		19		162		238		.45009 237		12		12				
TOTALS		RPI 1-25		RPI 26-50		W-L RECORDS		RPI 51-100		RPI 101-150		RPI 150+											
1-10-1		0-1-0		0-3-0		OVERALL		0-2-0		0-2-0		1-2-1											
0-3-0		0-0-0		0-1-0		HOME		0-1-0		0-0-0		0-1-0											
1-5-0		0-0-0		0-2-0		AWAY		0-1-0		0-2-0		1-0-0											
0-2-1		0-1-0		0-0-0		NEUTRAL		0-0-0		0-0-0		0-1-1											
0-7-1		0-1-0		0-2-0		NON-CONFERENCE		0-1-0		0-1-0		0-2-1											
0-1-0		0-0-0		0-0-0		HOME		0-0-0		0-0-0		0-1-0											
0-4-0		0-0-0		0-0-		AWAY		0-1-0		0-1-0		0-0-0											
0-2-1		0-1-0		0-0-0		NEUTRAL		0-0-0		0-0-0		0-1-1											
1-3-0		0-0-0		0-1-0		CONFERENCE		0-1-0		0-1-0		1-0-0											
0-2-0		0-0-0		0-1-0		HOME		0-1-0		0-0-0		0-0-0											
1-1-0		0-0-0		0-0-0		AWAY		0-0-0		0-1-0		1-0-0											
0-0-0		0-0-0		0-0-0		NEUTRAL		0-0-0		0-0-0		0-0-0											
RPI	S	Opponent		Score		RPI	S	Opponent		Score		RPI	S	Opponent		Score							
10	N	North Carolina		0	5	32	A	Texas Tech		0	4	79	H	Western Ky.		0	1	129	A	Baylor		0	8
						40	H	Marshall		1	2	80	A	TCU		0	4	145	A	FIU		1	3
						43	A	Oklahoma		1	8							161	A	Fla. Atlantic		1	0
																		167	H	Sam Houston St.		1	2
																		201	N	Abilene Christian		3	5
																		226	N	La.-Lafayette		2	2
LAST 10 GAMES																							
						161	A	Fla. Atlantic		1	0	79	H	Western Ky.		0	1						
						145	A	FIU		1	3	40	H	Marshall		1	2						
						80	A	TCU		0	4	43	A	Oklahoma		1	8						
						129	A	Baylor		0	8	32	A	Texas Tech		0	4						
						226	N	La.-Lafayette		2	2	10	N	North Carolina		0	5						

Non-Div. I Games:

UTSA



Average RPI Win:		264	WON-LOST		WINNING		LAST 10		STRENGTH OF		OPP. STRENGTH		TEAM		ADJ		CONF.		ADJ CONF.	
Average RPI Loss:		122	RECORD		PCT. RANK		GAMES		SCHEDULE		OF SCHEDULE		RPI		RPI		RPI		RPI	
DIV. I ONLY			3-4-2	.44444	200	3-4-2			200			254			224			.46236 225 17 17		
DIV. I NON-CONF.			2-2-2	.5	156	2-2-2			235			311			228			.45673 229 19 19		
TOTALS		RPI 1-25		RPI 26-50			W-L RECORDS			RPI 51-100			RPI 101-150			RPI 150+				
3-4-2		0-0-0		0-0-0			OVERALL			0-2-0			0-1-0			3-1-2				
3-2-1		0-0-0		0-0-0			HOME			0-0-0			0-1-0			3-1-1				
0-2-1		0-0-0		0-0-0			AWAY			0-2-0			0-0-0			0-0-1				
0-0-0		0-0-0		0-0-0			NEUTRAL			0-0-0			0-0-0			0-0-0				
2-2-2		0-0-0		0-0-0			NON-CONFERENCE			0-0-0			0-1-0			2-1-2				
2-2-1		0-0-0		0-0-0			HOME			0-0-0			0-1-0			2-1-1				
0-0-1		0-0-0		0-0-			AWAY			0-0-0			0-0-0			0-0-1				
0-0-0		0-0-0		0-0-0			NEUTRAL			0-0-0			0-0-0			0-0-0				
1-2-0		0-0-0		0-0-0			CONFERENCE			0-2-0			0-0-0			1-0-0				
1-0-0		0-0-0		0-0-0			HOME			0-0-0			0-0-0			1-0-0				
0-2-0		0-0-0		0-0-0			AWAY			0-2-0			0-0-0			0-0-0				
0-0-0		0-0-0		0-0-0			NEUTRAL			0-0-0			0-0-0			0-0-0				
RPI	S	Opponent		Score		RPI	S	Opponent		Score		RPI	S	Opponent		Score				
</																				

Non-Div. I Games:

Charleston So.

Average RPI Win:	283	WON-LOST RECORD	WINNING PCT. RANK	LAST 10 GAMES	STRENGTH OF SCHEDULE	OPP. STRENGTH OF SCHEDULE	TEAM RPI	ADJ RPI	CONF. RPI	ADJ CONF. RPI		
DIV. I ONLY		7-6-1	.53571	155	5-4-1	277	234	226	.46218	226	13	13
DIV. I NON-CONF.		6-3-1	.65	86	4-1-1	326	240	251	.43903	250	14	14
<hr/>												
TOTALS	RPI 1-25	RPI 26-50		W-L RECORDS		RPI 51-100		RPI 101-150		RPI 150+		
7-6-1	0-0-0	0-2-0		OVERALL		0-1-0		0-0-0		7-3-1		
3-3-0	0-0-0	0-1-0		HOME		0-1-0		0-0-0		3-1-0		
3-3-0	0-0-0	0-1-0		AWAY		0-0-0		0-0-0		3-2-0		
1-0-1	0-0-0	0-0-0		NEUTRAL		0-0-0		0-0-0		1-0-1		
<hr/>												
6-3-1	0-0-0	0-1-0		NON-CONFERENCE		0-0-0		0-0-0		6-2-1		
3-1-0	0-0-0	0-0-0		HOME		0-0-0		0-0-0		3-1-0		
2-2-0	0-0-0	0-0-		AWAY		0-0-0		0-0-0		2-1-0		
1-0-1	0-0-0	0-0-0		NEUTRAL		0-0-0		0-0-0		1-0-1		
<hr/>												
1-3-0	0-0-0	0-1-0		CONFERENCE		0-1-0		0-0-0		1-1-0		
0-2-0	0-0-0	0-1-0		HOME		0-1-0		0-0-0		0-0-0		
1-1-0	0-0-0	0-0-0		AWAY		0-0-0		0-0-0		1-1-0		
0-0-0	0-0-0	0-0-0		NEUTRAL		0-0-0		0-0-0		0-0-0		
<hr/>												
RPI	S	Opponent	Score	RPI	S	Opponent	Score	RPI	S	Opponent	Score	
				29	H	South Ala.	1 2	77	H	Troy	0 1	
				39	A	Ole Miss	1 3					
										167	H Sam Houston St.	0 1
										186	A Georgia St.	1 3
										194	A Houston	0 2
										210	A McNeese St.	1 0
										224	N UTSA	2 2
										239	A Ga. Southern	1 0
										280	A Southern Miss.	2 1
										294	H Northwestern St.	1 0
										310	N Northern Ill.	2 1
										318	H Nicholls St.	2 0
										329	H Grambling	5 0
				LAST 10 GAMES								
				239	A	Ga. Southern	1 0	77	H	Troy	0 1	
				194	A	Houston	0 2	29	H	South Ala.	1 2	
				329	H	Grambling	5 0	186	A	Georgia St.	1 3	
				310	N	Northern Ill.	2 1	294	H	Northwestern St.	1 0	
				224	N	UTSA	2 2	210	A	McNeese St.	1 0	

Non-Div. I Games:

La.-Lafayette

Average RPI Win: 233		WON-LOST	WINNING	LAST 10	STRENGTH OF		OPP. STRENGTH	TEAM	ADJ	CONF.	ADJ CONF.
Average RPI Loss: 73		RECORD	PCT. RANK	GAMES	SCHEDULE		OF SCHEDULE	RPI	RPI	RPI	RPI
DIV. I ONLY		3-5-2	.4	219	3-5-2		225	86	227	.46093	227
DIV. I NON-CONF.		3-3-2	.5	156	3-3-2		252	100	205	.477	205
TOTALS		RPI 1-25	RPI 26-50		W-L RECORDS		RPI 51-100		RPI 101-150		RPI 150+
3-5-2	0-1-0	0-0-0		OVERALL		0-3-0		0-1-0		3-0-2	
2-3-0	0-1-0	0-0-0		HOME		0-1-0		0-1-0		2-0-0	
1-2-2	0-0-0	0-0-0		AWAY		0-2-0		0-0-0		1-0-2	
0-0-0	0-0-0	0-0-0		NEUTRAL		0-0-0		0-0-0		0-0-0	
3-3-2	0-1-0	0-0-0		NON-CONFERENCE		0-2-0		0-0-0		3-0-2	
2-2-0	0-1-0	0-0-0		HOME		0-1-0		0-0-0		2-0-0	
1-1-2	0-0-0	0-0-0		AWAY		0-1-0		0-0-0		1-0-2	
0-0-0	0-0-0	0-0-0		NEUTRAL		0-0-0		0-0-0		0-0-0	
0-2-0	0-0-0	0-0-0		CONFERENCE		0-1-0		0-1-0		0-0-0	
0-1-0	0-0-0	0-0-0		HOME		0-0-0		0-1-0		0-0-0	
0-1-0	0-0-0	0-0-0		AWAY		0-1-0		0-0-0		0-0-0	
0-0-0	0-0-0	0-0-0		NEUTRAL		0-0-0		0-0-0		0-0-0	
RPI S	Opponent	Score		RPI S	Opponent	Score		RPI S	Opponent	Score	
23 H	Hofstra	4	5					57 A	Princeton	0	3
								73 A	Maryland	1	5
								96 H	Arkansas	1	4
								115 H	Harvard	0	4
								156 H	Massachusetts	1	0
								198 A	Hartford	1	1
								238 A	Stony Brook	1	1
								246 A	Villanova	1	0
								296 H	Sacred Heart	4	0
LAST 10 GAMES											
198 A	Hartford	1	1	115 H	Harvard	0	4	57 A	Princeton	0	3
73 A	Maryland	1	5	238 A	Stony Brook	1	1	23 H	Hofstra	4	5
246 A	Villanova	1	0	96 H	Arkansas	1	4				
296 H	Sacred Heart	4	0								
156 H	Massachusetts	1	0								

Non-Div. I Games:

Yale

Average RPI Win: 216		WON-LOST	WINNING	LAST 10	STRENGTH OF		OPP. STRENGTH	TEAM	ADJ		CONF.	ADJ CONF.			
Average RPI Loss: 140		RECORD	PCT. RANK	GAMES	SCHEDULE		OF SCHEDULE	RPI	RPI		RPI	RPI			
DIV. I ONLY		2-6-2	.3	280	2-6-2		114	227	229	.46033	228	25	25		
DIV. I NON-CONF.		2-5-1	.3125	254	2-5-1		112	215	218	.46716	217	25	25		
TOTALS		RPI 1-25	RPI 26-50		W-L RECORDS		RPI 51-100		RPI 101-150		RPI 150+				
2-6-2		0-1-0	0-0-0		OVERALL		0-1-0		1-0-1		1-4-1				
2-4-1		0-1-0	0-0-0		HOME		0-0-0		1-0-1		1-3-0				
0-2-1		0-0-0	0-0-0		AWAY		0-1-0		0-0-0		0-1-1				
0-0-0		0-0-0	0-0-0		NEUTRAL		0-0-0		0-0-0		0-0-0				
2-5-1		0-1-0	0-0-0		NON-CONFERENCE		0-1-0		1-0-0		1-3-1				
2-4-0		0-1-0	0-0-0		HOME		0-0-0		1-0-0		1-3-0				
0-1-1		0-0-0	0-0-		AWAY		0-1-0		0-0-0		0-0-1				
0-0-0		0-0-0	0-0-0		NEUTRAL		0-0-0		0-0-0		0-0-0				
0-1-1		0-0-0	0-0-0		CONFERENCE		0-0-0		0-0-1		0-1-0				
0-0-1		0-0-0	0-0-0		HOME		0-0-0		0-0-1		0-0-0				
0-1-0		0-0-0	0-0-0		AWAY		0-0-0		0-0-0		0-1-0				
0-0-0		0-0-0	0-0-0		NEUTRAL		0-0-0		0-0-0		0-0-0				
RPI S	Opponent	Score		RPI S	Opponent	Score		RPI S	Opponent	Score		RPI S	Opponent	Score	
17 H	Florida	0	4					54 A	UCF	0	3	126 H	Furman	2	1
												130 H	FGCU	1	1
												161 H	Fla. Atlantic	0	1
												179 H	Miami (FL)	0	2
												186 H	Georgia St.	0	1
												239 A	Ga. Southern	2	2
												241 A	Stetson	1	2
												305 H	Presbyterian	3	2

Average RPI Win:	208	WON-LOST RECORD	WINNING PCT. RANK	LAST 10 GAMES	STRENGTH OF SCHEDULE	OPP. STRENGTH OF SCHEDULE	TEAM RPI	ADJ RPI	CONF. RPI	ADJ CONF. RPI		
DIV. I ONLY		4-4-3	.5	158	3-4-3	276	165	228	.45941	229	18	18
DIV. I NON-CONF.		4-2-1	.64286	90	3-2-1	267	172	172	.49743	177	17	17
<hr/>												
TOTALS	RPI 1-25	RPI 26-50		W-L RECORDS		RPI 51-100		RPI 101-150		RPI 150+		
4-4-3	0-0-0	0-0-0		OVERALL		1-0-1		1-2-0		2-2-2		
2-0-3	0-0-0	0-0-0		HOME		0-0-1		1-0-0		1-0-2		
2-4-0	0-0-0	0-0-0		AWAY		1-0-0		0-2-0		1-2-0		
0-0-0	0-0-0	0-0-0		NEUTRAL		0-0-0		0-0-0		0-0-0		
4-2-1	0-0-0	0-0-0		NON-CONFERENCE		1-0-1		1-1-0		2-1-0		
2-0-1	0-0-0	0-0-0		HOME		0-0-1		1-0-0		1-0-0		
2-2-0	0-0-0	0-0-		AWAY		1-0-0		0-1-0		1-1-0		
0-0-0	0-0-0	0-0-0		NEUTRAL		0-0-0		0-0-0		0-0-0		
0-2-2	0-0-0	0-0-0		CONFERENCE		0-0-0		0-1-0		0-1-2		
0-0-2	0-0-0	0-0-0		HOME		0-0-0		0-0-0		0-0-2		
0-2-0	0-0-0	0-0-0		AWAY		0-0-0		0-1-0		0-1-0		
0-0-0	0-0-0	0-0-0		NEUTRAL		0-0-0		0-0-0		0-0-0		
RPI	S	Opponent	Score	RPI	S	Opponent	Score	RPI	S	Opponent	Score	
						88 A Temple	3 2			121 A La Salle	1 2	
						94 H Monmouth	2 2			136 H Saint Joseph's	3 2	
										142 A Navy	0 1	
										152 H Colgate	0 0	
										203 A Army West Point	0 2	
										253 A Marist	1 2	
										257 H Holy Cross	0 0	
										285 A Binghamton	4 0	
										322 H Mt. St. Mary's	7 0	

Non-Div. I Games:

Lehigh

W  
Y  
o  
m  
i  
n  
g

Wyoming					Through Games Of Sunday, October 4, 2015							
Average RPI Win: 237 Average RPI Loss: 165		WON-LOST RECORD	WINNING PCT. RANK	LAST 10 GAMES	STRENGTH OF SCHEDULE	OPP. STRENGTH OF SCHEDULE	TEAM RPI	ADJ RPI	CONF. RPI	ADJ CONF. RPI		
DIV. I ONLY		6-3-3	.625	95	6-3-1	314	206	232	.45563	230	16	16
DIV. I NON-CONF.		4-1-3	.6875	68	4-1-1	321	218	223	.46199	223	15	15
-----												
TOTALS		RPI 1-25		RPI 26-50		W-L RECORDS		RPI 51-100		RPI 101-150		RPI 150+
6-3-3		0-0-0		0-0-0		OVERALL		1-0-0		0-0-0		5-3-3
5-1-0		0-0-0		0-0-0		HOME		1-0-0		0-0-0		4-1-0
1-1-2		0-0-0		0-0-0		AWAY		0-0-0		0-0-0		1-1-2
0-1-1		0-0-0		0-0-0		NEUTRAL		0-0-0		0-0-0		0-1-1
4-1-3		0-0-0		0-0-0		NON-CONFERENCE		1-0-0		0-0-0		3-1-3
4-0-0		0-0-0		0-0-0		HOME		1-0-0		0-0-0		3-0-0
0-0-2		0-0-0		0-0-		AWAY		0-0-0		0-0-0		0-0-2
0-1-1		0-0-0		0-0-0		NEUTRAL		0-0-0		0-0-0		0-1-1
2-2-0		0-0-0		0-0-0		CONFERENCE		0-0-0		0-0-0		2-2-0
1-1-0		0-0-0		0-0-0		HOME		0-0-0		0-0-0		1-1-0
1-1-0		0-0-0		0-0-0		AWAY		0-0-0		0-0-0		1-1-0
0-0-0		0-0-0		0-0-0		NEUTRAL		0-0-0		0-0-0		0-0-0
RPI S	Opponent	Score	RPI S	Opponent	Score	RPI S	Opponent	Score	RPI S	Opponent	Score	
						67 H	Kansas	2 1	153 A	Colorado Col.	1 2	
									169 H	San Jose St.	0 1	
									172 N	Northern Colo.	1 3	
									197 A	Montana	0 0	
									234 H	Drake	3 1	
									258 H	Fresno St.	3 0	
									273 A	Hawaii	2 2	
									281 H	Morehead St.	1 0	
									288 A	Air Force	1 0	
									291 H	Idaho St.	3 0	
									326 N	Denver	0 0	
LAST 10 GAMES												
						169 H	San Jose St.	0 1	153 A	Colorado Col.	1 2	
						291 H	Idaho St.	3 0	288 A	Air Force	1 0	
						172 N	Northern Colo.	1 3	258 H	Fresno St.	3 0	
						67 H	Kansas	2 1	281 H	Morehead St.	1 0	
						234 H	Drake	3 1	326 N	Denver	0 0	

Non-Div. I Games:

Wyoming

Average RPI Win: 232		WON-LOST RECORD	WINNING PCT. RANK		LAST 10 GAMES	STRENGTH OF SCHEDULE	OPP. STRENGTH OF SCHEDULE	TEAM RPI	ADJ RPI		CONF. RPI	ADJ CONF. RPI						
Average RPI Loss: 155																		
DIV. I ONLY		4-4-2	.5	158	4-4-1	255	256	230	.45547	231	29	29						
DIV. I NON-CONF.		4-4-1	.5	156	4-4-0	227	265	213	.467	218	28	28						
<hr/>																		
TOTALS		RPI 1-25		RPI 26-50		W-L RECORDS		RPI 51-100		RPI 101-150		RPI 150+						
4-4-2		0-0-0		0-1-0		OVERALL		0-1-0		1-0-0		3-2-2						
2-2-2		0-0-0		0-1-0		HOME		0-1-0		1-0-0		1-0-2						
2-2-0		0-0-0		0-0-0		AWAY		0-0-0		0-0-0		2-2-0						
0-0-0		0-0-0		0-0-0		NEUTRAL		0-0-0		0-0-0		0-0-0						
4-4-1		0-0-0		0-1-0		NON-CONFERENCE		0-1-0		1-0-0		3-2-1						
2-2-1		0-0-0		0-1-0		HOME		0-1-0		1-0-0		1-0-1						
2-2-0		0-0-0		0-0-		AWAY		0-0-0		0-0-0		2-2-0						
0-0-0		0-0-0		0-0-0		NEUTRAL		0-0-0		0-0-0		0-0-0						
0-0-1		0-0-0		0-0-0		CONFERENCE		0-0-0		0-0-0		0-0-1						
0-0-1		0-0-0		0-0-0		HOME		0-0-0		0-0-0		0-0-1						
0-0-0		0-0-0		0-0-0		AWAY		0-0-0		0-0-0		0-0-0						
0-0-0		0-0-0		0-0-0		NEUTRAL		0-0-0		0-0-0		0-0-0						
RPI	S	Opponent		Score		RPI	S	Opponent		Score		RPI	S	Opponent		Score		
				40	H	Marshall	1	2	89	H	Butler	0	2	122	H	Murray St.	3	0
														220	A	Xavier	0	2
														249	A	Indiana St.	2	1
														271	H	Ill.-Chicago	4	1
														272	A	Evansville	1	2
														286	A	UNI	3	2
														290	H	IPFW	2	2
														321	H	Eastern Ill.	0	0
<hr/>																		
LAST 10 GAMES																		
				272	A	Evansville	1	2	290	H	IPFW	2	2					
				220	A	Xavier	0	2	249	A	Indiana St.	2	1					
				286	A	UNI	3	2	122	H	Murray St.	3	0					
				89	H	Butler	0	2	271	H	Ill.-Chicago	4	1					
				40	H	Marshall	1	2	321	H	Eastern Ill.	0	0					

Non-Div. I Games: Marian (IN) 4 1

IUPUI

Average RPI Win: 227		WON-LOST RECORD	WINNING PCT. RANK		LAST 10 GAMES	STRENGTH OF SCHEDULE	OPP. STRENGTH OF SCHEDULE	TEAM RPI	ADJ RPI	CONF. RPI	ADJ CONF. RPI	
Average RPI Loss: 90												
DIV. I ONLY		4-7-0	.36364	240	4-6-0	220	87	233	.45507	232	4	4
DIV. I NON-CONF.		3-5-0	.375	236	3-4-0	260	105	242	.4426	242	4	4
<hr/>												
TOTALS		RPI 1-25		RPI 26-50		W-L RECORDS		RPI 51-100		RPI 101-150		RPI 150+
4-7-0		0-0-0		0-0-0		OVERALL		0-5-0		1-1-0		3-1-0
4-3-0		0-0-0		0-0-0		HOME		0-3-0		1-0-0		3-0-0
0-3-0		0-0-0		0-0-0		AWAY		0-2-0		0-0-0		0-1-0
0-1-0		0-0-0		0-0-0		NEUTRAL		0-0-0		0-1-0		0-0-0
3-5-0		0-0-0		0-0-0		NON-CONFERENCE		0-3-0		0-1-0		3-1-0
3-2-0		0-0-0		0-0-0		HOME		0-2-0		0-0-0		3-0-0
0-2-0		0-0-0		0-0-		AWAY		0-1-0		0-0-0		0-1-0
0-1-0		0-0-0		0-0-0		NEUTRAL		0-0-0		0-1-0		0-0-0
1-2-0		0-0-0		0-0-0		CONFERENCE		0-2-0		1-0-0		0-0-0
1-1-0		0-0-0		0-0-0		HOME		0-1-0		1-0-0		0-0-0
0-1-0		0-0-0		0-0-0		AWAY		0-1-0		0-0-0		0-0-0
0-0-0		0-0-0		0-0-0		NEUTRAL		0-0-0		0-0-0		0-0-0
RPI	S	Opponent	Score	RPI	S	Opponent	Score	RPI	S	Opponent	Score	
						53 H	LSU	1	2	107 H	Colorado	1 0
						60 A	Seattle	0	1	123 N	Wake Forest	0 1
						71 A	UCLA	0	1	171 A	North Carolina St.	0 2
						74 H	Utah	0	2	255 H	Portland St.	1 0
						76 H	San Francisco	0	1	258 H	Fresno St.	1 0
										288 H	Air Force	3 0

Non-Div. I Games:

Oregon



Average RPI Win: 264		WON-LOST RECORD		WINNING PCT. RANK		LAST 10 GAMES		STRENGTH OF SCHEDULE		OPP. STRENGTH OF SCHEDULE		TEAM RPI		ADJ RPI		CONF. RPI		ADJ CONF. RPI	
DIV. I ONLY		5-5-1		.5 158		3-5-1		265		250		231		.4546 233		15		15	
DIV. I NON-CONF.		3-3-1		.5 156		1-3-1		318		278		279		.4082 279		16		16	
TOTALS		RPI 1-25		RPI 26-50		W-L RECORDS		RPI 51-100		RPI 101-150		RPI 150+							
5-5-1		0-0-0		0-0-0		OVERALL		0-2-0		0-1-1		5-2-0							
4-3-0		0-0-0		0-0-0		HOME		0-2-0		0-1-0		4-0-0							
1-2-1		0-0-0		0-0-0		AWAY		0-0-0		0-0-1		1-2-0							
0-0-0		0-0-0		0-0-0		NEUTRAL		0-0-0		0-0-0		0-0-0							
3-3-1		0-0-0		0-0-0		NON-CONFERENCE		0-1-0		0-0-1		3-2-0							
2-1-0		0-0-0		0-0-0		HOME		0-1-0		0-0-0		2-0-0							
1-2-1		0-0-0		0-0-		AWAY		0-0-0		0-0-1		1-2-0							
0-0-0		0-0-0		0-0-0		NEUTRAL		0-0-0		0-0-0		0-0-0							
2-2-0		0-0-0		0-0-0		CONFERENCE		0-1-0		0-1-0		2-0-0							
2-2-0		0-0-0		0-0-0		HOME		0-1-0		0-1-0		2-0-0							
0-0-0		0-0-0		0-0-0		AWAY		0-0-0		0-0-0		0-0-0							
0-0-0		0-0-0		0-0-0		NEUTRAL		0-0-0		0-0-0		0-0-0							
RPI	S	Opponent		Score	RPI	S	Opponent		Score	RPI	S	Opponent		Score	RPI	S	Opponent		Score
							81 H Ball St.		0 1			125 H Miami (OH)		1 2			81 H Ball St.		0 1
							89 H Butler		0 2			146 A Valparaiso		1 1			89 H Butler		0 2
												178 H Buffalo		2 1					
												202 H Akron		3 0					
												235 A Detroit		1 3					
												281 A Morehead St.		1 2					
												290 H IPFW		3 0					
												321 A Eastern Ill.		3 2					
												327 H Chicago St.		4 0					
				LAST 10 GAMES															
							125 H Miami (OH)		1 2			178 H Buffalo		2 1					
							89 H Butler		0 2			202 H Akron		3 0					
							146 A Valparaiso		1 1			81 H Ball St.		0 1					
							321 A Eastern Ill.		3 2			281 A Morehead St.		1 2					
							235 A Detroit		1 3			290 H IPFW		3 0					

Non-Div. I Games: Findlay 4 0

Bowling Green

Average RPI Win: 225		WON-LOST	WINNING	LAST 10	STRENGTH OF		OPP. STRENGTH	TEAM	ADJ		CONF.	ADJ CONF.		
Average RPI Loss: 196		RECORD	PCT. RANK	GAMES	SCHEDULE		OF SCHEDULE	RPI	RPI	RPI	RPI			
DIV. I ONLY		5-7-0	.41667	208	4-6-0		212	255	236	.45258	234	20	20	
DIV. I NON-CONF.		3-7-0	.3	257	2-6-0		210	271	268	.42476	268	21	21	
TOTALS		RPI 1-25		RPI 26-50		W-L RECORDS		RPI 51-100		RPI 101-150		RPI 150+		
5-7-0		0-0-0		0-0-0		OVERALL		0-0-0		1-0-0		4-7-0		
2-4-0		0-0-0		0-0-0		HOME		0-0-0		0-0-0		2-4-0		
3-3-0		0-0-0		0-0-0		AWAY		0-0-0		1-0-0		2-3-0		
0-0-0		0-0-0		0-0-0		NEUTRAL		0-0-0		0-0-0		0-0-0		
3-7-0		0-0-0		0-0-0		NON-CONFERENCE		0-0-0		1-0-0		2-7-0		
1-4-0		0-0-0		0-0-0		HOME		0-0-0		0-0-0		1-4-0		
2-3-0		0-0-0		0-0-		AWAY		0-0-0		1-0-0		1-3-0		
0-0-0		0-0-0		0-0-0		NEUTRAL		0-0-0		0-0-0		0-0-0		
2-0-0		0-0-0		0-0-0		CONFERENCE		0-0-0		0-0-0		2-0-0		
1-0-0		0-0-0		0-0-0		HOME		0-0-0		0-0-0		1-0-0		
1-0-0		0-0-0		0-0-0		AWAY		0-0-0		0-0-0		1-0-0		
0-0-0		0-0-0		0-0-0		NEUTRAL		0-0-0		0-0-0		0-0-0		
RPI	S	Opponent		Score	RPI	S	Opponent		Score	RPI	S	Opponent		Score
										150	A	Saint Louis	4	3
										164	A	Illinois St.	3	2
										172	A	Northern Colo.	1	2
										174	H	Creighton	2	3
										180	H	South Dakota St.	1	2
										182	H	Iowa St.	0	2
										185	H	UMKC	0	1
										230	A	Wyoming	1	3
										248	H	Pacific	2	1
										249	H	Indiana St.	2	1
										251	A	Omaha	1	2
										312	A	South Dakota	6	2
LAST 10 GAMES														
										182	H	Iowa St.	0	2
										150	A	Saint Louis	4	3
										251	A	Omaha	1	2
										230	A	Wyoming	1	3
										172	A	Northern Colo.	1	2
										249	H	Indiana St.	2	1
										164	A	Illinois St.	3	2
										174	H	Creighton	2	3
										180	H	South Dakota St.	1	2
										312	A	South Dakota	6	2

Non-Div. I Games:

Drake

Average RPI Win: 242		WON-LOST	WINNING	LAST 10	STRENGTH OF	OPP. STRENGTH	TEAM	ADJ	CONF.	ADJ CONF.		
Average RPI Loss: 147		RECORD	PCT. RANK	GAMES	SCHEDULE	OF SCHEDULE	RPI	RPI	RPI	RPI		
DIV. I ONLY		4-6-2	.41667	208	3-5-2	219	241	235	.4522	235	23	23
DIV. I NON-CONF.		3-4-1	.4375	207	2-3-1	228	168	221	.46415	220	23	23
<hr/>												
TOTALS		RPI 1-25		RPI 26-50		W-L RECORDS		RPI 51-100		RPI 101-150		RPI 150+
4-6-2		0-0-0		0-1-0		OVERALL		0-1-0		0-1-0		4-3-2
4-2-1		0-0-0		0-0-0		HOME		0-0-0		0-0-0		4-2-1
0-4-1		0-0-0		0-1-0		AWAY		0-1-0		0-1-0		0-1-1
0-0-0		0-0-0		0-0-0		NEUTRAL		0-0-0		0-0-0		0-0-0
3-4-1		0-0-0		0-1-0		NON-CONFERENCE		0-1-0		0-1-0		3-1-1
3-1-1		0-0-0		0-0-0		HOME		0-0-0		0-0-0		3-1-1
0-3-0		0-0-0		0-0-		AWAY		0-1-0		0-1-0		0-0-0
0-0-0		0-0-0		0-0-0		NEUTRAL		0-0-0		0-0-0		0-0-0
1-2-1		0-0-0		0-0-0		CONFERENCE		0-0-0		0-0-0		1-2-1
1-1-0		0-0-0		0-0-0		HOME		0-0-0		0-0-0		1-1-0
0-1-1		0-0-0		0-0-0		AWAY		0-0-0		0-0-0		0-1-1
0-0-0		0-0-0		0-0-0		NEUTRAL		0-0-0		0-0-0		0-0-0
RPI	S	Opponent	Score	RPI	S	Opponent	Score	RPI	S	Opponent	Score	
				48	A	Loyola Marymount	1 5	64	A	Michigan	0 3	
										133	A CSUN	0 3
										204	H Toledo	2 3
										211	H Eastern Mich.	1 0
										213	A Oakland	1 1
										215	H Ohio	2 0
										217	A Cleveland St.	0 1
										218	H Northern Ky.	1 3
										233	H Bowling Green	3 1
										290	H IPFW	0 0
										307	H Green Bay	5 0
<hr/>												
LAST 10 GAMES												
				290	H	IPFW	0 0	218	H	Northern Ky.	1 3	
				307	H	Green Bay	5 0	213	A	Oakland	1 1	
				211	H	Eastern Mich.	1 0	217	A	Cleveland St.	0 1	
				133	A	CSUN	0 3	233	H	Bowling Green	3 1	
				48	A	Loyola Marymount	1 5	64	A	Michigan	0 3	

Non-Div. I Games:

Detroit

Average RPI Win: 248		WON-LOST	WINNING	LAST 10	STRENGTH OF		OPP. STRENGTH	TEAM	ADJ	CONF.	ADJ CONF.
Average RPI Loss: 123		RECORD	PCT. RANK	GAMES	SCHEDULE		OF SCHEDULE	RPI	RPI	RPI	RPI
DIV. I ONLY		6-6-1	.5	158	5-4-1		294	104	237	.4519	236
DIV. I NON-CONF.		5-5-0	.5	156	4-3-0		270	80	214	.46919	213
TOTALS		RPI 1-25	RPI 26-50		W-L RECORDS		RPI 51-100		RPI 101-150		RPI 150+
6-6-1	0-0-0	0-0-0		OVERALL		0-3-0		0-0-0		6-3-1	
3-1-0	0-0-0	0-0-0		HOME		0-1-0		0-0-0		3-0-0	
3-4-1	0-0-0	0-0-0		AWAY		0-2-0		0-0-0		3-2-1	
0-1-0	0-0-0	0-0-0		NEUTRAL		0-0-0		0-0-0		0-1-0	
5-5-0	0-0-0	0-0-0		NON-CONFERENCE		0-3-0		0-0-0		5-2-0	
2-1-0	0-0-0	0-0-0		HOME		0-1-0		0-0-0		2-0-0	
3-3-0	0-0-0	0-0-		AWAY		0-2-0		0-0-0		3-1-0	
0-1-0	0-0-0	0-0-0		NEUTRAL		0-0-0		0-0-0		0-1-0	
1-1-1	0-0-0	0-0-0		CONFERENCE		0-0-0		0-0-0		1-1-1	
1-0-0	0-0-0	0-0-0		HOME		0-0-0		0-0-0		1-0-0	
0-1-1	0-0-0	0-0-0		AWAY		0-0-0		0-0-0		0-1-1	
0-0-0	0-0-0	0-0-0		NEUTRAL		0-0-0		0-0-0		0-0-0	
RPI S	Opponent	Score	RPI S	Opponent	Score	RPI S	Opponent	Score	RPI S	Opponent	Score
						72 H	Dartmouth	0 2	152 N	Colgate	0 2
						78 A	Syracuse	1 2	165 A	Seton Hall	0 1
						84 A	Campbell	3 4	188 A	New Hampshire	0 1
									207 A	Davidson	2 1
									240 A	Quinnipiac	4 1
									247 A	Rhode Island	1 0
									253 H	Marist	2 0
									257 H	Holy Cross	5 0
									284 A	UMBC	1 1
									285 H	Binghamton	2 1
LAST 10 GAMES											
						247 A	Rhode Island	1 0	188 A	New Hampshire	0 1
						165 A	Seton Hall	0 1	285 H	Binghamton	2 1
						240 A	Quinnipiac	4 1	284 A	UMBC	1 1
						72 H	Dartmouth	0 2	257 H	Holy Cross	5 0
						253 H	Marist	2 0	78 A	Syracuse	1 2

Non-Div. I Games:

Albany (NY)

Average RPI Win: 249		WON-LOST	WINNING	LAST 10	STRENGTH OF		OPP. STRENGTH	TEAM	ADJ	CONF.	ADJ CONF.
Average RPI Loss: 160		RECORD	PCT. RANK	GAMES	SCHEDULE		OF SCHEDULE	RPI	RPI	RPI	RPI
DIV. I ONLY		4-7-0	.36364	240	3-6-0		176	268	239	.45169	237
DIV. I NON-CONF.		4-3-0	.57143	116	3-2-0		157	295	159	.5048	159
TOTALS		RPI 1-25	RPI 26-50		W-L RECORDS		RPI 51-100		RPI 101-150		RPI 150+
4-7-0	0-0-0	0-0-0		OVERALL		1-2-0		0-2-0		3-3-0	
2-4-0	0-0-0	0-0-0		HOME		0-1-0		0-2-0		2-1-0	
2-3-0	0-0-0	0-0-0		AWAY		1-1-0		0-0-0		1-2-0	
0-0-0	0-0-0	0-0-0		NEUTRAL		0-0-0		0-0-0		0-0-0	
4-3-0	0-0-0	0-0-0		NON-CONFERENCE		1-0-0		0-2-0		3-1-0	
2-2-0	0-0-0	0-0-0		HOME		0-0-0		0-2-0		2-0-0	
2-1-0	0-0-0	0-0-0		AWAY		1-0-0		0-0-0		1-1-0	
0-0-0	0-0-0	0-0-0		NEUTRAL		0-0-0		0-0-0		0-0-0	
0-4-0	0-0-0	0-0-0		CONFERENCE		0-2-0		0-0-0		0-2-0	
0-2-0	0-0-0	0-0-0		HOME		0-1-0		0-0-0		0-1-0	
0-2-0	0-0-0	0-0-0		AWAY		0-1-0		0-0-0		0-1-0	
0-0-0	0-0-0	0-0-0		NEUTRAL		0-0-0		0-0-0		0-0-0	
RPI S	Opponent	Score	RPI S	Opponent	Score	RPI S	Opponent	Score	RPI S	Opponent	Score
						75 H	Liberty	2 3	110 H	Col. of Charleston	0 3
						82 A	Appalachian St.	1 0	134 H	ETSU	1 3
						84 A	Campbell	2 3	189 A	Tennessee Tech	0 1
									225 A	Charleston So.	0 2
									302 H	VMI	1 0
									304 H	Howard	4 2
									305 H	Presbyterian	1 2
									306 A	USC Upstate	2 1
LAST 10 GAMES											
						75 H	Liberty	2 3	84 A	Campbell	2 3
						189 A	Tennessee Tech	0 1	225 A	Charleston So.	0 2
						306 A	USC Upstate	2 1	305 H	Presbyterian	1 2
						302 H	VMI	1 0	82 A	Appalachian St.	1 0
						110 H	Col. of Charleston	0 3	134 H	ETSU	1 3

Non-Div. I Games: Southern Va. 8 0

Radford



Average RPI Win:	285	WON-LOST	WINNING	LAST 10	STRENGTH OF	OPP. STRENGTH	TEAM	ADJ	CONF.	ADJ CONF.	
Average RPI Loss:	142	RECORD	PCT. RANK	GAMES	SCHEDULE	OF SCHEDULE	RPI	RPI	RPI	RPI	
DIV. I ONLY	5-6-2	.46154	180	5-4-1	270	190	238	.45031	239	13	13
DIV. I NON-CONF.	3-5-1	.38889	226	3-3-0	265	198	257	.43214	257	14	14
<hr/>											
TOTALS	RPI 1-25	RPI 26-50		W-L RECORDS		RPI 51-100		RPI 101-150		RPI 150+	
5-6-2	0-1-0	0-1-0		OVERALL		0-0-0		0-1-1		5-3-1	
3-1-1	0-0-0	0-0-0		HOME		0-0-0		0-0-0		3-1-1	
2-5-1	0-1-0	0-1-0		AWAY		0-0-0		0-1-1		2-2-0	
0-0-0	0-0-0	0-0-0		NEUTRAL		0-0-0		0-0-0		0-0-0	
3-5-1	0-1-0	0-1-0		NON-CONFERENCE		0-0-0		0-1-0		3-2-1	
2-0-1	0-0-0	0-0-0		HOME		0-0-0		0-0-0		2-0-1	
1-5-0	0-1-0	0-0-		AWAY		0-0-0		0-1-0		1-2-0	
0-0-0	0-0-0	0-0-0		NEUTRAL		0-0-0		0-0-0		0-0-0	
2-1-1	0-0-0	0-0-0		CONFERENCE		0-0-0		0-0-1		2-1-0	
1-1-0	0-0-0	0-0-0		HOME		0-0-0		0-0-0		1-1-0	
1-0-1	0-0-0	0-0-0		AWAY		0-0-0		0-0-1		1-0-0	
0-0-0	0-0-0	0-0-0		NEUTRAL		0-0-0		0-0-0		0-0-0	
RPI	S	Opponent	Score	RPI	S	Opponent	Score	RPI	S	Opponent	Score
9	A	South Fla.	0 5	45	A	Tennessee	0 2	111	A	Little Rock	0 0
								114	A	Coastal Caro.	1 2
								181	A	Charlotte	3 4
								226	H	La.-Lafayette	0 1
								228	H	Jacksonville	2 2
								245	H	La.-Monroe	3 0
								263	H	Winthrop	2 0
								275	A	North Florida	0 1
								278	A	Arkansas St.	3 1
								309	A	Alabama St.	10 2
								328	H	Francis Marion	5 1
LAST 10 GAMES											
226	H	La.-Lafayette	0 1	278	A	Arkansas St.	3 1				
275	A	North Florida	0 1	111	A	Little Rock	0 0				
9	A	South Fla.	0 5	245	H	La.-Monroe	3 0				
309	A	Alabama St.	10 2	328	H	Francis Marion	5 1				
263	H	Winthrop	2 0	181	A	Charlotte	3 4				

**Non-Div. I Games:**

Ga. Southern

Quinnipiac

Through Games Of Sunday, October 4, 2015

Average RPI Win:	248	WON-LOST RECORD	WINNING PCT. RANK	LAST 10 GAMES	STRENGTH OF SCHEDULE	OPP. STRENGTH OF SCHEDULE	TEAM RPI	ADJ RPI	CONF. RPI	ADJ CONF. RPI	
DIV. I ONLY		5-5-0	.5 158	5-5-0	237	320	240	.44927 240	26	27	
DIV. I NON-CONF.		4-3-0	.57143 116	4-3-0	246	293	207	.47275 209	29	29	
<hr/>											
TOTALS	RPI 1-25	RPI 26-50		W-L RECORDS	RPI 51-100		RPI 101-150		RPI 150+		
5-5-0	0-0-0	0-0-0		OVERALL	0-0-0		1-0-0		4-5-0		
2-3-0	0-0-0	0-0-0		HOME	0-0-0		1-0-0		1-3-0		
3-1-0	0-0-0	0-0-0		AWAY	0-0-0		0-0-0		3-1-0		
0-1-0	0-0-0	0-0-0		NEUTRAL	0-0-0		0-0-0		0-1-0		
4-3-0	0-0-0	0-0-0		NON-CONFERENCE	0-0-0		1-0-0		3-3-0		
2-1-0	0-0-0	0-0-0		HOME	0-0-0		1-0-0		1-1-0		
2-1-0	0-0-0	0-0-		AWAY	0-0-0		0-0-0		2-1-0		
0-1-0	0-0-0	0-0-0		NEUTRAL	0-0-0		0-0-0		0-1-0		
1-2-0	0-0-0	0-0-0		CONFERENCE	0-0-0		0-0-0		1-2-0		
0-2-0	0-0-0	0-0-0		HOME	0-0-0		0-0-0		0-2-0		
1-0-0	0-0-0	0-0-0		AWAY	0-0-0		0-0-0		1-0-0		
0-0-0	0-0-0	0-0-0		NEUTRAL	0-0-0		0-0-0		0-0-0		
RPI S	Opponent	Score	RPI S	Opponent	Score	RPI S	Opponent	Score	RPI S	Opponent	Score
						120 H Maine 3 1					
						188 N New Hampshire 1 2					
						190 H Niagara 0 4					
						222 A Vermont 2 1					
						236 H Albany (NY) 1 4					
						257 H Holy Cross 2 1					
						262 H Rider 0 2					
						297 A UMass Lowell 1 3					
						311 A Delaware St. 2 0					
						330 A Saint Peter's 4 2					
			LAST 10 GAMES								
			262 H Rider 0 2			190 H Niagara 0 4					
			236 H Albany (NY) 1 4			297 A UMass Lowell 1 3					
			120 H Maine 3 1			330 A Saint Peter's 4 2					
			222 A Vermont 2 1			311 A Delaware St. 2 0					
			188 N New Hampshire 1 2			257 H Holy Cross 2 1					

Non-Div. I Games:

Quinnipiac



Average RPI Win: 240		WON-LOST	WINNING	LAST 10	STRENGTH OF	OPP. STRENGTH	TEAM	ADJ	CONF.	ADJ CONF.							
Average RPI Loss: 176		RECORD	PCT. RANK	GAMES	SCHEDULE	OF SCHEDULE	RPI	RPI	RPI	RPI							
DIV. I ONLY		6-5-0	.54545	134	5-4-0	304	225	241	.44777	241	25	25					
DIV. I NON-CONF.		5-4-0	.55556	134	4-3-0	281	243	224	.4616	224	25	25					
<hr/>																	
TOTALS		RPI 1-25		RPI 26-50		W-L RECORDS		RPI 51-100		RPI 101-150		RPI 150+					
6-5-0		0-0-0		0-0-0		OVERALL		0-1-0		2-0-0		4-4-0					
4-2-0		0-0-0		0-0-0		HOME		0-1-0		2-0-0		2-1-0					
2-3-0		0-0-0		0-0-0		AWAY		0-0-0		0-0-0		2-3-0					
0-0-0		0-0-0		0-0-0		NEUTRAL		0-0-0		0-0-0		0-0-0					
5-4-0		0-0-0		0-0-0		NON-CONFERENCE		0-1-0		2-0-0		3-3-0					
3-2-0		0-0-0		0-0-0		HOME		0-1-0		2-0-0		1-1-0					
2-2-0		0-0-0		0-0-		AWAY		0-0-0		0-0-0		2-2-0					
0-0-0		0-0-0		0-0-0		NEUTRAL		0-0-0		0-0-0		0-0-0					
1-1-0		0-0-0		0-0-0		CONFERENCE		0-0-0		0-0-0		1-1-0					
1-0-0		0-0-0		0-0-0		HOME		0-0-0		0-0-0		1-0-0					
0-1-0		0-0-0		0-0-0		AWAY		0-0-0		0-0-0		0-1-0					
0-0-0		0-0-0		0-0-0		NEUTRAL		0-0-0		0-0-0		0-0-0					
RPI	S	Opponent	Score	RPI	S	Opponent	Score	RPI	S	Opponent	Score						
								51	H	Georgetown	0	4					
										110	H	Col. of Charleston	2	1			
										145	H	FIU	2	0			
										161	H	Fla. Atlantic	1	4			
										168	A	High Point	0	2			
										225	A	Charleston So.	0	3			
										228	H	Jacksonville	2	1			
										275	A	North Florida	1	2			
										313	A	Citadel	4	0			
										316	H	South Carolina St.	8	0			
										328	A	Francis Marion	3	0			
<hr/>																	
LAST 10 GAMES																	
								51	H	Georgetown	0	4	316	H	South Carolina St.	8	0
								110	H	Col. of Charleston	2	1	275	A	North Florida	1	2
								328	A	Francis Marion	3	0	228	H	Jacksonville	2	1
								168	A	High Point	0	2	225	A	Charleston So.	0	3
								313	A	Citadel	4	0	145	H	FIU	2	0

Non-Div. I Games: Embry-Riddle (FL) 2 1

Stetson

S  
I  
U  
E

SIUE		Through Games Of Sunday, October 4, 2015											
Average RPI Win: 269 Average RPI Loss: 153		WON-LOST RECORD	WINNING PCT. RANK	LAST 10 GAMES	STRENGTH OF SCHEDULE	OPP. STRENGTH OF SCHEDULE	TEAM RPI	ADJ RPI	CONF. RPI	ADJ CONF. RPI			
DIV. I ONLY		4-6-3	.42308 202	4-4-2	271	166	243	.44224 242	27	26			
DIV. I NON-CONF.		3-4-2	.44444 193	3-2-1	218	132	209	.47261 210	26	26			
-----													
TOTALS		RPI 1-25	RPI 26-50		W-L RECORDS		RPI 51-100		RPI 101-150		RPI 150+		
4-6-3		0-1-0	0-1-0		OVERALL		0-0-1		1-1-0		3-3-2		
3-2-0		0-0-0	0-0-0		HOME		0-0-0		1-1-0		2-1-0		
1-3-3		0-0-0	0-1-0		AWAY		0-0-1		0-0-0		1-2-2		
0-1-0		0-1-0	0-0-0		NEUTRAL		0-0-0		0-0-0		0-0-0		
3-4-2		0-1-0	0-1-0		NON-CONFERENCE		0-0-1		1-1-0		2-1-1		
2-1-0		0-0-0	0-0-0		HOME		0-0-0		1-1-0		1-0-0		
1-2-2		0-0-0	0-0-		AWAY		0-0-1		0-0-0		1-1-1		
0-1-0		0-1-0	0-0-0		NEUTRAL		0-0-0		0-0-0		0-0-0		
1-2-1		0-0-0	0-0-0		CONFERENCE		0-0-0		0-0-0		1-2-1		
1-1-0		0-0-0	0-0-0		HOME		0-0-0		0-0-0		1-1-0		
0-1-1		0-0-0	0-0-0		AWAY		0-0-0		0-0-0		0-1-1		
0-0-0		0-0-0	0-0-0		NEUTRAL		0-0-0		0-0-0		0-0-0		
RPI S	Opponent	Score	RPI S	Opponent	Score	RPI S	Opponent	Score	RPI S	Opponent	Score		
13 N	West Virginia	0 2	47 A	Tulsa	0 2	55 A	Indiana	0 0	144 H	Missouri St.	1 0		
									150 H	Saint Louis	1 2		
									160 A	Oral Roberts	0 0		
									214 H	Jacksonville St.	0 1		
									223 A	UT Martin	0 1		
									267 A	Southeast Mo. St.	0 0		
									271 A	Ill.-Chicago	0 1		
									289 H	Belmont	1 0		
									315 H	Western Ill.	1 0		
									327 A	Chicago St.	7 0		
-----													
LAST 10 GAMES													
			267 A	Southeast Mo. St.	0 0		289 H	Belmont	1 0				
			144 H	Missouri St.	1 0		214 H	Jacksonville St.	0 1				
			315 H	Western Ill.	1 0		223 A	UT Martin	0 1				
			150 H	Saint Louis	1 2		271 A	Ill.-Chicago	0 1				
			327 A	Chicago St.	7 0		160 A	Oral Roberts	0 0				

Non-Div. I Games:

SIUE

S  
I  
U  
E

Average RPI Win: 278		WON-LOST	WINNING	LAST 10	STRENGTH OF		OPP. STRENGTH	TEAM	ADJ	CONF.	ADJ CONF.							
Average RPI Loss: 140		RECORD	PCT. RANK	GAMES	SCHEDULE		OF SCHEDULE	RPI	RPI	RPI	RPI							
DIV. I ONLY		6-5-0	.54545	134	6-4-0		310	167	242	.44164	243	27	26					
DIV. I NON-CONF.		4-4-0	.5	156	4-3-0		291	164	237	.44834	238	26	26					
-----																		
TOTALS		RPI 1-25		RPI 26-50		W-L RECORDS		RPI 51-100		RPI 101-150		RPI 150+						
6-5-0		0-0-0		0-2-0		OVERALL		0-1-0		0-0-0		6-2-0						
5-1-0		0-0-0		0-0-0		HOME		0-0-0		0-0-0		5-1-0						
1-3-0		0-0-0		0-2-0		AWAY		0-0-0		0-0-0		1-1-0						
0-1-0		0-0-0		0-0-0		NEUTRAL		0-1-0		0-0-0		0-0-0						
4-4-0		0-0-0		0-2-0		NON-CONFERENCE		0-1-0		0-0-0		4-1-0						
3-1-0		0-0-0		0-0-0		HOME		0-0-0		0-0-0		3-1-0						
1-2-0		0-0-0		0-0-		AWAY		0-0-0		0-0-0		1-0-0						
0-1-0		0-0-0		0-0-0		NEUTRAL		0-1-0		0-0-0		0-0-0						
2-1-0		0-0-0		0-0-0		CONFERENCE		0-0-0		0-0-0		2-1-0						
2-0-0		0-0-0		0-0-0		HOME		0-0-0		0-0-0		2-0-0						
0-1-0		0-0-0		0-0-0		AWAY		0-0-0		0-0-0		0-1-0						
0-0-0		0-0-0		0-0-0		NEUTRAL		0-0-0		0-0-0		0-0-0						
RPI	S	Opponent		Score		RPI	S	Opponent		Score		RPI	S	Opponent		Score		
				29	A	South Ala.	1	2	77	N	Troy	0	4	223	H	UT Martin	3	1
				39	A	Ole Miss	0	5						250	H	Kennesaw St.	3	1
														267	H	Southeast Mo. St.	2	0
														270	H	UAB	3	4
														287	A	Eastern Ky.	0	1
														301	A	Chattanooga	1	0
														309	H	Alabama St.	10	2
														315	H	Western Ill.	7	1
-----																		
LAST 10 GAMES																		
				309	H	Alabama St.	10	2	223	H	UT Martin	3	1					
				250	H	Kennesaw St.	3	1	267	H	Southeast Mo. St.	2	0					
				315	H	Western Ill.	7	1	287	A	Eastern Ky.	0	1					
				29	A	South Ala.	1	2	39	A	Ole Miss	0	5					
				77	N	Troy	0	4	301	A	Chattanooga	1	0					

Non-Div. I Games:

Austin Peay

Average RPI Win: 241		WON-LOST	WINNING	LAST 10	STRENGTH OF		OPP. STRENGTH	TEAM	ADJ	CONF.	ADJ CONF.
Average RPI Loss: 169		RECORD	PCT. RANK	GAMES	SCHEDULE		OF SCHEDULE	RPI	RPI	RPI	RPI
DIV. I ONLY		4-6-0	.4	219	4-6-0		244	220	244	.44153	244
DIV. I NON-CONF.		4-3-0	.57143	116	4-3-0		125	255	129	.52478	129
TOTALS		RPI 1-25	RPI 26-50		W-L RECORDS		RPI 51-100		RPI 101-150		RPI 150+
4-6-0	0-0-0	0-1-0		OVERALL		0-0-0		0-2-0		4-3-0	
1-0-0	0-0-0	0-0-0		HOME		0-0-0		0-0-0		1-0-0	
0-5-0	0-0-0	0-0-0		AWAY		0-0-0		0-2-0		0-3-0	
3-1-0	0-0-0	0-1-0		NEUTRAL		0-0-0		0-0-0		3-0-0	
4-3-0	0-0-0	0-1-0		NON-CONFERENCE		0-0-0		0-2-0		4-0-0	
1-0-0	0-0-0	0-0-0		HOME		0-0-0		0-0-0		1-0-0	
0-2-0	0-0-0	0-0-		AWAY		0-0-0		0-2-0		0-0-0	
3-1-0	0-0-0	0-1-0		NEUTRAL		0-0-0		0-0-0		3-0-0	
0-3-0	0-0-0	0-0-0		CONFERENCE		0-0-0		0-0-0		0-3-0	
0-0-0	0-0-0	0-0-0		HOME		0-0-0		0-0-0		0-0-0	
0-3-0	0-0-0	0-0-0		AWAY		0-0-0		0-0-0		0-3-0	
0-0-0	0-0-0	0-0-0		NEUTRAL		0-0-0		0-0-0		0-0-0	
RPI S	Opponent	Score	RPI S	Opponent	Score	RPI S	Opponent	Score	RPI S	Opponent	Score
			49 N	North Texas	1 2				103 A	UC Riverside	2 4
									133 A	CSUN	0 2
									173 H	Utah Valley	2 1
									175 N	Houston Baptist	2 1
									197 A	Montana	1 2
									255 A	Portland St.	1 2
									279 A	Sacramento St.	1 4
									303 N	A&M-Corpus Christi	3 1
									312 N	South Dakota	3 1
LAST 10 GAMES											
			312 N	South Dakota	3 1		197 A	Montana	1 2		
			175 N	Houston Baptist	2 1		279 A	Sacramento St.	1 4		
			173 H	Utah Valley	2 1		255 A	Portland St.	1 2		
			103 A	UC Riverside	2 4		303 N	A&M-Corpus Christi	3 1		
			133 A	CSUN	0 2		49 N	North Texas	1 2		

Non-Div. I Games:

Southern Utah

Average RPI Win:		305	WON-LOST RECORD		WINNING PCT. RANK		LAST 10 GAMES		STRENGTH OF SCHEDULE		OPP. STRENGTH OF SCHEDULE		TEAM RPI		ADJ RPI		CONF. RPI		ADJ CONF. RPI	
DIV. I ONLY			6-8-1		.43333 201		4-5-1		232		303		245		.44144 245		13		13	
DIV. I NON-CONF.			6-4-1		.59091 112		4-1-1		301		321		249		.43939 248		14		14	
TOTALS		RPI 1-25		RPI 26-50		W-L RECORDS		RPI 51-100		RPI 101-150		RPI 150+								
6-8-1		0-0-0		0-1-0		OVERALL		0-1-0		0-0-0		6-6-1								
6-4-1		0-0-0		0-1-0		HOME		0-1-0		0-0-0		6-2-1								
0-4-0		0-0-0		0-0-0		AWAY		0-0-0		0-0-0		0-4-0								
0-0-0		0-0-0		0-0-0		NEUTRAL		0-0-0		0-0-0		0-0-0								
6-4-1		0-0-0		0-0-0		NON-CONFERENCE		0-0-0		0-0-0		6-4-1								
6-2-1		0-0-0		0-0-0		HOME		0-0-0		0-0-0		6-2-1								
0-2-0		0-0-0		0-0-		AWAY		0-0-0		0-0-0		0-2-0								
0-0-0		0-0-0		0-0-0		NEUTRAL		0-0-0		0-0-0		0-0-0								
0-4-0		0-0-0		0-1-0		CONFERENCE		0-1-0		0-0-0		0-2-0								
0-2-0		0-0-0		0-1-0		HOME		0-1-0		0-0-0		0-0-0								
0-2-0		0-0-0		0-0-0		AWAY		0-0-0		0-0-0		0-2-0								
0-0-0		0-0-0		0-0-0		NEUTRAL		0-0-0		0-0-0		0-0-0								
RPI	S	Opponent		Score		RPI	S	Opponent		Score		RPI	S	Opponent		Score				
						29	H	South Ala.		2 3		77	H	Troy		0 1				

Non-Div. I Games:

La.-Monroe

Average RPI Win: 326		WON-LOST RECORD		WINNING PCT. RANK		LAST 10 GAMES		STRENGTH OF SCHEDULE		OPP. STRENGTH OF SCHEDULE		TEAM RPI		ADJ RPI		CONF. RPI		ADJ CONF. RPI	
DIV. I ONLY		1-11-0		.08333 322		1-9-0		53		145		249		.43968 246		10		10	
DIV. I NON-CONF.		1-8-0		.11111 311		1-6-0		70		154		248		.43948 247		10		10	
TOTALS		RPI 1-25		RPI 26-50		W-L RECORDS		RPI 51-100		RPI 101-150		RPI 150+							
1-11-0		0-2-0		0-0-0		OVERALL		0-4-0		0-2-0		1-3-0							
0-3-0		0-0-0		0-0-0		HOME		0-2-0		0-0-0		0-1-0							
1-8-0		0-2-0		0-0-0		AWAY		0-2-0		0-2-0		1-2-0							
0-0-0		0-0-0		0-0-0		NEUTRAL		0-0-0		0-0-0		0-0-0							
1-8-0		0-2-0		0-0-0		NON-CONFERENCE		0-2-0		0-2-0		1-2-0							
0-2-0		0-0-0		0-0-0		HOME		0-1-0		0-0-0		0-1-0							
1-6-0		0-2-0		0-0-		AWAY		0-1-0		0-2-0		1-1-0							
0-0-0		0-0-0		0-0-0		NEUTRAL		0-0-0		0-0-0		0-0-0							
0-3-0		0-0-0		0-0-0		CONFERENCE		0-2-0		0-0-0		0-1-0							
0-1-0		0-0-0		0-0-0		HOME		0-1-0		0-0-0		0-0-0							
0-2-0		0-0-0		0-0-0		AWAY		0-1-0		0-0-0		0-1-0							
0-0-0		0-0-0		0-0-0		NEUTRAL		0-0-0		0-0-0		0-0-0							
RPI	S	Opponent		Score		RPI	S	Opponent		Score		RPI	S	Opponent		Score			
6	A	Rutgers		0	1			51	H	Georgetown		1	5	107	A	Colorado		0	3
13	A	West Virginia		0	8			57	H	Princeton		1	3	112	A	Drexel		0	1
								70	A	Pittsburgh		0	2	174	A	Creighton		1	3
								89	A	Butler		0	3	191	A	Towson		0	1
														227	H	Yale		0	1
														326	A	Denver		2	0
LAST 10 GAMES																			
107	A	Colorado		0	3	174	A	Creighton		1	3								
326	A	Denver		2	0	51	H	Georgetown		1	5								
57	H	Princeton		1	3	89	A	Butler		0	3								
227	H	Yale		0	1	70	A	Pittsburgh		0	2								
13	A	West Virginia		0	8	191	A	Towson		0	1								

Non-Div. I Games:

Villanova

Average RPI Win: 237		WON-LOST RECORD		WINNING PCT. RANK		LAST 10 GAMES		STRENGTH OF SCHEDULE		OPP. STRENGTH OF SCHEDULE		TEAM RPI		ADJ RPI		CONF. RPI		ADJ CONF. RPI	
DIV. I ONLY		3-7-1		.31818 269		3-7-0		194		217		250		.43932 247		14		14	
DIV. I NON-CONF.		3-5-1		.38889 226		3-5-0		249		221		250		.43904 249		13		13	
TOTALS		RPI 1-25		RPI 26-50		W-L RECORDS		RPI 51-100		RPI 101-150		RPI 150+							
3-7-1		0-0-0		0-1-0		OVERALL		0-1-0		1-2-0		2-3-1							
1-4-0		0-0-0		0-1-0		HOME		0-0-0		1-1-0		0-2-0							
2-3-1		0-0-0		0-0-0		AWAY		0-1-0		0-1-0		2-1-1							
0-0-0		0-0-0		0-0-0		NEUTRAL		0-0-0		0-0-0		0-0-0							
3-5-1		0-0-0		0-1-0		NON-CONFERENCE		0-0-0		1-1-0		2-3-1							
1-3-0		0-0-0		0-1-0		HOME		0-0-0		1-0-0		0-2-0							
2-2-1		0-0-0		0-0-		AWAY		0-0-0		0-1-0		2-1-1							
0-0-0		0-0-0		0-0-0		NEUTRAL		0-0-0		0-0-0		0-0-0							
0-2-0		0-0-0		0-0-0		CONFERENCE		0-1-0		0-1-0		0-0-0							
0-1-0		0-0-0		0-0-0		HOME		0-0-0		0-1-0		0-0-0							
0-1-0		0-0-0		0-0-0		AWAY		0-1-0		0-0-0		0-0-0							
0-0-0		0-0-0		0-0-0		NEUTRAL		0-0-0		0-0-0		0-0-0							
RPI	S	Opponent		Score		RPI	S	Opponent		Score		RPI	S	Opponent		Score			
				38	H	Northeastern	0	2	91	A	Fordham	0	1	113	H	Alabama	1	0	
														120	A	Maine	0	2	
														150	H	Saint Louis	1	2	
														188	A	New Hampshire	0	0	
														222	H	Vermont	2	3	
														236	H	Albany (NY)	0	1	
														252	A	Fairfield	1	3	
														297	A	UMass Lowell	4	3	
														300	A	Bryant	4	2	
LAST 10 GAMES																			
				222	H	Vermont	2	3	150	H	Saint Louis	1	2						
				38	H	Northeastern	0	2	91	A	Fordham	0	1						
				252	A	Fairfield	1	3	236	H	Albany (NY)	0	1						
				113	H	Alabama	1	0	120	A	Maine	0	2						
				300	A	Bryant	4	2	297	A	UMass Lowell	4	3						

Non-Div. I Games:

Rhode Island

Average RPI Win: 279		WON-LOST RECORD		WINNING PCT. RANK		LAST 10 GAMES		STRENGTH OF SCHEDULE		OPP. STRENGTH OF SCHEDULE		TEAM RPI		ADJ RPI		CONF. RPI		ADJ CONF. RPI	
DIV. I ONLY		1-8-1		.15 313		1-8-1		92		140		251		.43929 248		8		8	
DIV. I NON-CONF.		1-6-1		.1875 296		1-6-1		118		156		246		.43971 246		8		8	
TOTALS		RPI 1-25		RPI 26-50		W-L RECORDS		RPI 51-100		RPI 101-150		RPI 150+							
1-8-1		0-1-0		0-2-0		OVERALL		0-1-1		0-2-0		1-2-0							
1-3-1		0-1-0		0-1-0		HOME		0-0-1		0-0-0		1-1-0							
0-5-0		0-0-0		0-1-0		AWAY		0-1-0		0-2-0		0-1-0							
0-0-0		0-0-0		0-0-0		NEUTRAL		0-0-0		0-0-0		0-0-0							
1-6-1		0-1-0		0-1-0		NON-CONFERENCE		0-0-1		0-2-0		1-2-0							
1-3-1		0-1-0		0-1-0		HOME		0-0-1		0-0-0		1-1-0							
0-3-0		0-0-0		0-0-		AWAY		0-0-0		0-2-0		0-1-0							
0-0-0		0-0-0		0-0-0		NEUTRAL		0-0-0		0-0-0		0-0-0							
0-2-0		0-0-0		0-1-0		CONFERENCE		0-1-0		0-0-0		0-0-0							
0-0-0		0-0-0		0-0-0		HOME		0-0-0		0-0-0		0-0-0							
0-2-0		0-0-0		0-1-0		AWAY		0-1-0		0-0-0		0-0-0							
0-0-0		0-0-0		0-0-0		NEUTRAL		0-0-0		0-0-0		0-0-0							
RPI	S	Opponent		Score		RPI	S	Opponent		Score		RPI	S	Opponent		Score			
25	H	Southern California		1	3	41	H	Boston College		0	6	87	H	UC Davis		0	0		
						48	A	Loyola Marymount		0	2								
														147 A Iowa		0	1		
														149 A UC Santa Barbara		0	1		
														162 H North Dakota St.		1	2		
														234 A Drake		1	2		
														279 H Sacramento St.		1	0		
LAST 10 GAMES																			
25	H	Southern California		1	3	48	A	Loyola Marymount		0	2								
87	H	UC Davis		0	0	98	A	Pepperdine		0	1								
162	H	North Dakota St.		1	2	149	A	UC Santa Barbara		0	1								
41	H	Boston College		0	6	234	A	Drake		1	2								
279	H	Sacramento St.		1	0	147	A	Iowa		0	1								

Non-Div. I Games:

Pacific



Average RPI Win: 268		WON-LOST RECORD		WINNING PCT. RANK		LAST 10 GAMES		STRENGTH OF SCHEDULE		OPP. STRENGTH OF SCHEDULE		TEAM RPI		ADJ RPI		CONF. RPI		ADJ CONF. RPI	
DIV. I ONLY		5-7-0		.41667 208		5-5-0		259		228		252		.4392 249		20		20	
DIV. I NON-CONF.		5-6-0		.45455 191		5-4-0		254		234		235		.45199 233		21		21	
TOTALS		RPI 1-25		RPI 26-50		W-L RECORDS		RPI 51-100		RPI 101-150		RPI 150+							
5-7-0		0-0-0		0-2-0		OVERALL		1-0-0		0-0-0		4-5-0							
3-2-0		0-0-0		0-1-0		HOME		1-0-0		0-0-0		2-1-0							
2-4-0		0-0-0		0-1-0		AWAY		0-0-0		0-0-0		2-3-0							
0-1-0		0-0-0		0-0-0		NEUTRAL		0-0-0		0-0-0		0-1-0							
5-6-0		0-0-0		0-2-0		NON-CONFERENCE		1-0-0		0-0-0		4-4-0							
3-2-0		0-0-0		0-1-0		HOME		1-0-0		0-0-0		2-1-0							
2-3-0		0-0-0		0-0-		AWAY		0-0-0		0-0-0		2-2-0							
0-1-0		0-0-0		0-0-0		NEUTRAL		0-0-0		0-0-0		0-1-0							
0-1-0		0-0-0		0-0-0		CONFERENCE		0-0-0		0-0-0		0-1-0							
0-0-0		0-0-0		0-0-0		HOME		0-0-0		0-0-0		0-0-0							
0-1-0		0-0-0		0-0-0		AWAY		0-0-0		0-0-0		0-1-0							
0-0-0		0-0-0		0-0-0		NEUTRAL		0-0-0		0-0-0		0-0-0							
RPI	S	Opponent		Score		RPI	S	Opponent		Score		RPI	S	Opponent		Score			
				40	H	Marshall	0	2	89	H	Butler	3	2	160	A	Oral Roberts	1	3	
				47	A	Tulsa	0	1						166	N	Idaho	1	3	
														197	A	Montana	3	4	
														231	H	IUPUI	1	2	
														234	A	Drake	1	2	
														289	H	Belmont	2	1	
														315	A	Western Ill.	2	1	
														321	H	Eastern Ill.	1	0	
														327	A	Chicago St.	6	0	
LAST 10 GAMES																			
				327	A	Chicago St.	6	0	315	A	Western Ill.	2	1						
				160	A	Oral Roberts	1	3	234	A	Drake	1	2						
				47	A	Tulsa	0	1	231	H	IUPUI	1	2						
				321	H	Eastern Ill.	1	0	40	H	Marshall	0	2						
				89	H	Butler	3	2	289	H	Belmont	2	1						

Non-Div. I Games:

Indiana St.

Average RPI Win: 315		WON-LOST	WINNING	LAST 10	STRENGTH OF		OPP. STRENGTH	TEAM	ADJ		CONF.	ADJ CONF.			
Average RPI Loss: 122		RECORD	PCT. RANK	GAMES	SCHEDULE		OF SCHEDULE	RPI	RPI		RPI	RPI			
DIV. I ONLY		4-7-0	.36364	240	3-6-0		208	263	253	.43915	250	25	25		
DIV. I NON-CONF.		3-6-0	.33333	249	2-5-0		206	259	254	.43591	253	25	25		
TOTALS		RPI 1-25	RPI 26-50		W-L RECORDS		RPI 51-100		RPI 101-150		RPI 150+				
4-7-0		0-1-0	0-0-0		OVERALL		0-1-0		0-3-0		4-2-0				
3-2-0		0-0-0	0-0-0		HOME		0-1-0		0-1-0		3-0-0				
1-5-0		0-1-0	0-0-0		AWAY		0-0-0		0-2-0		1-2-0				
0-0-0		0-0-0	0-0-0		NEUTRAL		0-0-0		0-0-0		0-0-0				
3-6-0		0-1-0	0-0-0		NON-CONFERENCE		0-1-0		0-2-0		3-2-0				
2-1-0		0-0-0	0-0-0		HOME		0-1-0		0-0-0		2-0-0				
1-5-0		0-1-0	0-0-		AWAY		0-0-0		0-2-0		1-2-0				
0-0-0		0-0-0	0-0-0		NEUTRAL		0-0-0		0-0-0		0-0-0				
1-1-0		0-0-0	0-0-0		CONFERENCE		0-0-0		0-1-0		1-0-0				
1-1-0		0-0-0	0-0-0		HOME		0-0-0		0-1-0		1-0-0				
0-0-0		0-0-0	0-0-0		AWAY		0-0-0		0-0-0		0-0-0				
0-0-0		0-0-0	0-0-0		NEUTRAL		0-0-0		0-0-0		0-0-0				
RPI S	Opponent	Score		RPI S	Opponent	Score		RPI S	Opponent	Score		RPI S	Opponent	Score	
15 A	South Carolina	0 6						68 H	Samford	2 5		105 H	Lipscomb	0 1	
												110 A	Col. of Charleston	1 3	
												126 A	Furman	0 3	
												186 A	Georgia St.	2 3	
												243 A	Austin Peay	1 3	
												301 H	Chattanooga	1 0	
												313 A	Citadel	3 2	
												319 H	NJIT	6 1	
												325 H	Alabama A&M	12 0	
				LAST 10 GAMES											
				243 A	Austin Peay	1 3		319 H	NJIT	6 1					
				15 A	South Carolina	0 6		105 H	Lipscomb	0 1					
				126 A	Furman	0 3		68 H	Samford	2 5					
				313 A	Citadel	3 2		301 H	Chattanooga	1 0					
				110 A	Col. of Charleston	1 3		186 A	Georgia St.	2 3					

Non-Div. I Games: Clayton St. 1 1

Kennesaw St.



Average RPI Win: 284		WON-LOST	WINNING	LAST 10	STRENGTH OF		OPP. STRENGTH	TEAM	ADJ	CONF.	ADJ CONF.
Average RPI Loss: 168		RECORD	PCT. RANK	GAMES	SCHEDULE		OF SCHEDULE	RPI	RPI	RPI	RPI
DIV. I ONLY		4-6-2	.41667	208	3-5-2		238	265	247	.43837	252
DIV. I NON-CONF.		3-5-1	.38889	226	2-4-1		273	253	269	.41983	270
TOTALS		RPI 1-25	RPI 26-50		W-L RECORDS		RPI 51-100		RPI 101-150		RPI 150+
4-6-2	0-0-0	0-0-0		OVERALL		0-1-0		0-2-1		4-3-1	
2-5-1	0-0-0	0-0-0		HOME		0-1-0		0-1-1		2-3-0	
1-1-1	0-0-0	0-0-0		AWAY		0-0-0		0-1-0		1-0-1	
1-0-0	0-0-0	0-0-0		NEUTRAL		0-0-0		0-0-0		1-0-0	
3-5-1	0-0-0	0-0-0		NON-CONFERENCE		0-1-0		0-2-0		3-2-1	
2-4-0	0-0-0	0-0-0		HOME		0-1-0		0-1-0		2-2-0	
0-1-1	0-0-0	0-0-		AWAY		0-0-0		0-1-0		0-0-1	
1-0-0	0-0-0	0-0-0		NEUTRAL		0-0-0		0-0-0		1-0-0	
1-1-1	0-0-0	0-0-0		CONFERENCE		0-0-0		0-0-1		1-1-0	
0-1-1	0-0-0	0-0-0		HOME		0-0-0		0-0-1		0-1-0	
1-0-0	0-0-0	0-0-0		AWAY		0-0-0		0-0-0		1-0-0	
0-0-0	0-0-0	0-0-0		NEUTRAL		0-0-0		0-0-0		0-0-0	
RPI S	Opponent	Score	RPI S	Opponent	Score	RPI S	Opponent	Score	RPI S	Opponent	Score
						97 H	Central Conn. St.	0 1	112 H	Drexel	1 3
									120 A	Maine	0 1
									141 H	Manhattan	1 1
									190 H	Niagara	1 3
									191 H	Towson	0 2
									238 A	Stony Brook	2 2
									247 H	Rhode Island	3 1
									257 H	Holy Cross	2 1
									300 H	Bryant	1 3
									308 A	Canisius	4 1
									324 N	Wagner	2 1
LAST 10 GAMES											
						190 H	Niagara	1 3	308 A	Canisius	4 1
						257 H	Holy Cross	2 1	141 H	Manhattan	1 1
						247 H	Rhode Island	3 1	238 A	Stony Brook	2 2
						300 H	Bryant	1 3	97 H	Central Conn. St.	0 1
						191 H	Towson	0 2	112 H	Drexel	1 3

Non-Div. I Games:

Fairfield

Average RPI Win: 274		WON-LOST	WINNING	LAST 10	STRENGTH OF	OPP. STRENGTH	TEAM	ADJ	CONF.	ADJ CONF.		
Average RPI Loss: 166		RECORD	PCT. RANK	GAMES	SCHEDULE	OF SCHEDULE	RPI	RPI	RPI	RPI		
DIV. I ONLY		3-7-1	.31818	269	3-6-1	162	304	254	.43795	253	26	27
DIV. I NON-CONF.		1-5-1	.21429	293	1-4-1	144	244	263	.42883	262	29	29
<hr/>												
TOTALS		RPI 1-25		RPI 26-50		W-L RECORDS		RPI 51-100		RPI 101-150		RPI 150+
3-7-1		0-0-0		0-0-0		OVERALL		0-3-0		0-1-0		3-3-1
2-2-0		0-0-0		0-0-0		HOME		0-1-0		0-1-0		2-0-0
1-5-1		0-0-0		0-0-0		AWAY		0-2-0		0-0-0		1-3-1
0-0-0		0-0-0		0-0-0		NEUTRAL		0-0-0		0-0-0		0-0-0
1-5-1		0-0-0		0-0-0		NON-CONFERENCE		0-2-0		0-1-0		1-2-1
1-2-0		0-0-0		0-0-0		HOME		0-1-0		0-1-0		1-0-0
0-3-1		0-0-0		0-0-		AWAY		0-1-0		0-0-0		0-2-1
0-0-0		0-0-0		0-0-0		NEUTRAL		0-0-0		0-0-0		0-0-0
2-2-0		0-0-0		0-0-0		CONFERENCE		0-1-0		0-0-0		2-1-0
1-0-0		0-0-0		0-0-0		HOME		0-0-0		0-0-0		1-0-0
1-2-0		0-0-0		0-0-0		AWAY		0-1-0		0-0-0		1-1-0
0-0-0		0-0-0		0-0-0		NEUTRAL		0-0-0		0-0-0		0-0-0
RPI	S	Opponent	Score	RPI	S	Opponent	Score	RPI	S	Opponent	Score	
						72 H Dartmouth	0 2			120 H Maine	0 5	
						93 A Providence	1 2			222 A Vermont	0 0	
						94 A Monmouth	1 3			229 H Lehigh	2 1	
										236 A Albany (NY)	0 2	
										238 A Stony Brook	0 1	
										262 H Rider	1 0	
										308 A Canisius	1 2	
										330 A Saint Peter's	6 1	
<hr/>												
LAST 10 GAMES												
						94 A Monmouth	1 3			330 A Saint Peter's	6 1	
						222 A Vermont	0 0			308 A Canisius	1 2	
						120 H Maine	0 5			262 H Rider	1 0	
						238 A Stony Brook	0 1			72 H Dartmouth	0 2	
						236 A Albany (NY)	0 2			229 H Lehigh	2 1	

Non-Div. I Games:

Marist

Average RPI Win:	195	WON-LOST RECORD	WINNING PCT. RANK	LAST 10 GAMES	STRENGTH OF SCHEDULE	OPP. STRENGTH OF SCHEDULE	TEAM RPI	ADJ RPI	CONF. RPI	ADJ CONF. RPI			
Average RPI Loss:	192												
DIV. I ONLY	3-6-2	.36364	240	3-5-2	201	270	248	.43684	254	14	14		
DIV. I NON-CONF.	3-4-2	.44444	193	3-3-2	225	281	233	.45051	236	13	13		
<hr/>													
TOTALS	RPI 1-25	RPI 26-50		W-L RECORDS	RPI 51-100		RPI 101-150		RPI 150+				
3-6-2	0-0-0	0-0-0		OVERALL	0-2-0		0-0-0		3-4-2				
2-3-1	0-0-0	0-0-0		HOME	0-1-0		0-0-0		2-2-1				
1-3-1	0-0-0	0-0-0		AWAY	0-1-0		0-0-0		1-2-1				
0-0-0	0-0-0	0-0-0		NEUTRAL	0-0-0		0-0-0		0-0-0				
<hr/>													
3-4-2	0-0-0	0-0-0		NON-CONFERENCE	0-1-0		0-0-0		3-3-2				
2-1-1	0-0-0	0-0-0		HOME	0-0-0		0-0-0		2-1-1				
1-3-1	0-0-0	0-0-		AWAY	0-1-0		0-0-0		1-2-1				
0-0-0	0-0-0	0-0-0		NEUTRAL	0-0-0		0-0-0		0-0-0				
<hr/>													
0-2-0	0-0-0	0-0-0		CONFERENCE	0-1-0		0-0-0		0-1-0				
0-2-0	0-0-0	0-0-0		HOME	0-1-0		0-0-0		0-1-0				
0-0-0	0-0-0	0-0-0		AWAY	0-0-0		0-0-0		0-0-0				
0-0-0	0-0-0	0-0-0		NEUTRAL	0-0-0		0-0-0		0-0-0				
<hr/>													
RPI S	Opponent	Score	RPI S	Opponent	Score	RPI S	Opponent	Score	RPI S	Opponent	Score		
						85 A	Cornell	0	1	178 H	Buffalo	2	0
						92 H	George Washington	1	2	190 A	Niagara	3	1
										202 H	Akron	1	2
										209 H	George Mason	0	5
										213 H	Oakland	1	1
										217 H	Cleveland St.	3	2
										276 A	Youngstown St.	1	2
										285 A	Binghamton	1	2
										308 A	Canisius	1	1
						<hr/>							
			LAST 10 GAMES										
			85 A Cornell			0	1	92 H George Washington			1	2	
			190 A Niagara			3	1	209 H George Mason			0	5	
			217 H Cleveland St.			3	2	276 A Youngstown St.			1	2	
			202 H Akron			1	2	213 H Oakland			1	1	
			178 H Buffalo			2	0	308 A Canisius			1	1	

Non-Div. I Games:

St. Bonaventure

Average RPI Win:	268	WON-LOST RECORD	WINNING PCT. RANK	LAST 10 GAMES	STRENGTH OF SCHEDULE	OPP. STRENGTH OF SCHEDULE	TEAM RPI	ADJ RPI	CONF. RPI	ADJ CONF. RPI	
Average RPI Loss:	138										
DIV. I ONLY	3-9-0	.25	289	3-7-0	150	239	255	.43526	255	21	21
DIV. I NON-CONF.	2-6-0	.25	277	2-4-0	229	181	277	.41685	276	20	20
<hr/>											
TOTALS	RPI 1-25	RPI 26-50		W-L RECORDS	RPI 51-100		RPI 101-150		RPI 150+		
3-9-0	0-0-0	0-1-0		OVERALL	0-1-0		0-3-0		3-4-0		
3-2-0	0-0-0	0-0-0		HOME	0-1-0		0-0-0		3-1-0		
0-7-0	0-0-0	0-1-0		AWAY	0-0-0		0-3-0		0-3-0		
0-0-0	0-0-0	0-0-0		NEUTRAL	0-0-0		0-0-0		0-0-0		
<hr/>											
2-6-0	0-0-0	0-1-0		NON-CONFERENCE	0-1-0		0-2-0		2-2-0		
2-1-0	0-0-0	0-0-0		HOME	0-1-0		0-0-0		2-0-0		
0-5-0	0-0-0	0-0-		AWAY	0-0-0		0-2-0		0-2-0		
0-0-0	0-0-0	0-0-0		NEUTRAL	0-0-0		0-0-0		0-0-0		
<hr/>											
1-3-0	0-0-0	0-0-0		CONFERENCE	0-0-0		0-1-0		1-2-0		
1-1-0	0-0-0	0-0-0		HOME	0-0-0		0-0-0		1-1-0		
0-2-0	0-0-0	0-0-0		AWAY	0-0-0		0-1-0		0-1-0		
0-0-0	0-0-0	0-0-0		NEUTRAL	0-0-0		0-0-0		0-0-0		
<hr/>											
RPI S	Opponent	Score	RPI S	Opponent	Score	RPI S	Opponent	Score	RPI S	Opponent	Score
			33 A	Long Beach St.	0 6	87 H	UC Davis	0 1	104 A	Eastern Wash.	0 1
									108 A	Arizona St.	0 3
									133 A	CSUN	0 3
									166 A	Idaho	0 1
									173 A	Utah Valley	0 1
									208 H	Northern Ariz.	1 2
									232 A	Oregon	0 1
									244 H	Southern Utah	2 1
									273 H	Hawaii	1 0
									288 H	Air Force	1 0
<hr/>											
LAST 10 GAMES											
			244 H	Southern Utah	2 1	104 A	Eastern Wash.	0 1			
			173 A	Utah Valley	0 1	166 A	Idaho	0 1			
			232 A	Oregon	0 1	208 H	Northern Ariz.	1 2			
			288 H	Air Force	1 0	273 H	Hawaii	1 0			
			33 A	Long Beach St.	0 6	87 H	UC Davis	0 1			

Non-Div. I Games:

Portland St.

Average RPI Win: 315		WON-LOST	WINNING	LAST 10	STRENGTH OF		OPP. STRENGTH	TEAM	ADJ	CONF.	ADJ CONF.
Average RPI Loss: 98		RECORD	PCT. RANK	GAMES	SCHEDULE		OF SCHEDULE	RPI	RPI	RPI	RPI
DIV. I ONLY		2-4-3	.38889	224	2-4-3		253	230	256	.43463	19
DIV. I NON-CONF.		1-3-2	.33333	249	1-3-2		245	205	262	.42897	18
TOTALS		RPI 1-25	RPI 26-50		W-L RECORDS		RPI 51-100		RPI 101-150		RPI 150+
2-4-3	0-1-0	0-0-0		OVERALL		0-1-0		0-1-0		2-1-3	
1-3-1	0-1-0	0-0-0		HOME		0-0-0		0-1-0		1-1-1	
1-1-2	0-0-0	0-0-0		AWAY		0-1-0		0-0-0		1-0-2	
0-0-0	0-0-0	0-0-0		NEUTRAL		0-0-0		0-0-0		0-0-0	
1-3-2	0-1-0	0-0-0		NON-CONFERENCE		0-0-0		0-1-0		1-1-2	
0-3-1	0-1-0	0-0-0		HOME		0-0-0		0-1-0		0-1-1	
1-0-1	0-0-0	0-0-		AWAY		0-0-0		0-0-0		1-0-1	
0-0-0	0-0-0	0-0-0		NEUTRAL		0-0-0		0-0-0		0-0-0	
1-1-1	0-0-0	0-0-0		CONFERENCE		0-1-0		0-0-0		1-0-1	
1-0-0	0-0-0	0-0-0		HOME		0-0-0		0-0-0		1-0-0	
0-1-1	0-0-0	0-0-0		AWAY		0-1-0		0-0-0		0-0-1	
0-0-0	0-0-0	0-0-0		NEUTRAL		0-0-0		0-0-0		0-0-0	
RPI S	Opponent	Score		RPI S	Opponent	Score		RPI S	Opponent	Score	
4 H	Clemson	1	5					68 A	Samford	0	1
								114 H	Coastal Caro.	1	2
								207 H	Davidson	1	2
								225 H	Charleston So.	2	2
								264 A	Gardner-Webb	0	0
								301 A	Chattanooga	2	2
								302 H	VMI	1	0
								328 A	Francis Marion	1	0
LAST 10 GAMES											
207 H	Davidson	1	2	302 H	VMI	1	0				
328 A	Francis Marion	1	0	68 A	Samford	0	1				
4 H	Clemson	1	5	301 A	Chattanooga	2	2				
264 A	Gardner-Webb	0	0	114 H	Coastal Caro.	1	2				
225 H	Charleston So.	2	2								

Non-Div. I Games:

Wofford



Average RPI Win:	283	WON-LOST RECORD	WINNING PCT. RANK	LAST 10 GAMES	STRENGTH OF SCHEDULE	OPP. STRENGTH OF SCHEDULE	TEAM RPI	ADJ RPI	CONF. RPI	ADJ CONF. RPI		
Average RPI Loss:	224											
DIV. I ONLY	4-5-3	.45833	186	4-4-2	278	287	257	.43462	257	18	18	
DIV. I NON-CONF.	3-4-1	.4375	207	3-3-0	302	300	283	.40564	282	17	17	
<hr/>												
TOTALS	RPI 1-25	RPI 26-50		W-L RECORDS	RPI 51-100		RPI 101-150		RPI 150+			
4-5-3	0-0-0	0-0-0		OVERALL	0-0-0		0-0-1		4-5-2			
4-0-2	0-0-0	0-0-0		HOME	0-0-0		0-0-1		4-0-1			
0-5-1	0-0-0	0-0-0		AWAY	0-0-0		0-0-0		0-5-1			
0-0-0	0-0-0	0-0-0		NEUTRAL	0-0-0		0-0-0		0-0-0			
<hr/>												
3-4-1	0-0-0	0-0-0		NON-CONFERENCE	0-0-0		0-0-0		3-4-1			
3-0-1	0-0-0	0-0-0		HOME	0-0-0		0-0-0		3-0-1			
0-4-0	0-0-0	0-0-		AWAY	0-0-0		0-0-0		0-4-0			
0-0-0	0-0-0	0-0-0		NEUTRAL	0-0-0		0-0-0		0-0-0			
<hr/>												
1-1-2	0-0-0	0-0-0		CONFERENCE	0-0-0		0-0-1		1-1-1			
1-0-1	0-0-0	0-0-0		HOME	0-0-0		0-0-1		1-0-0			
0-1-1	0-0-0	0-0-0		AWAY	0-0-0		0-0-0		0-1-1			
0-0-0	0-0-0	0-0-0		NEUTRAL	0-0-0		0-0-0		0-0-0			
<hr/>												
RPI	S	Opponent	Score	RPI	S	Opponent	Score	RPI	S	Opponent	Score	
								142	H	Navy	0	0
								170	H	Siena	3	3
								188	A	New Hampshire	0	2
								203	H	Army West Point	2	1
								206	A	Bucknell	0	2
								229	A	Lehigh	0	0
								236	A	Albany (NY)	0	5
								240	A	Quinnipiac	1	2
								252	A	Fairfield	1	2
								297	H	UMass Lowell	4	2
								300	H	Bryant	1	0
								330	H	Saint Peter's	4	0
								<hr/>				
LAST 10 GAMES												
229	A	Lehigh	0	0	142	H	Navy	0	0			
252	A	Fairfield	1	2	203	H	Army West Point	2	1			
330	H	Saint Peter's	4	0	206	A	Bucknell	0	2			
297	H	UMass Lowell	4	2	300	H	Bryant	1	0			
236	A	Albany (NY)	0	5	188	A	New Hampshire	0	2			

Non-Div. I Games:

Holy Cross

Average RPI Win:	239	WON-LOST RECORD	WINNING PCT. RANK	LAST 10 GAMES	STRENGTH OF SCHEDULE	OPP. STRENGTH OF SCHEDULE	TEAM RPI	ADJ RPI	CONF. RPI	ADJ CONF. RPI	
DIV. I ONLY		2-8-1	.22727 299	2-7-1	163	151	259	.43432 258	16	16	
DIV. I NON-CONF.		1-6-0	.14286 305	1-5-0	123	74	253	.43611 252	15	15	
<hr/>											
TOTALS	RPI 1-25	RPI 26-50		W-L RECORDS	RPI 51-100		RPI 101-150		RPI 150+		
2-8-1	0-2-0	0-0-0		OVERALL	0-2-0		0-2-0		2-2-1		
1-3-0	0-0-0	0-0-0		HOME	0-1-0		0-2-0		1-0-0		
1-4-1	0-1-0	0-0-0		AWAY	0-1-0		0-0-0		1-2-1		
0-1-0	0-1-0	0-0-0		NEUTRAL	0-0-0		0-0-0		0-0-0		
<hr/>											
1-6-0	0-2-0	0-0-0		NON-CONFERENCE	0-2-0		0-1-0		1-1-0		
0-2-0	0-0-0	0-0-0		HOME	0-1-0		0-1-0		0-0-0		
1-3-0	0-1-0	0-0-		AWAY	0-1-0		0-0-0		1-1-0		
0-1-0	0-1-0	0-0-0		NEUTRAL	0-0-0		0-0-0		0-0-0		
<hr/>											
1-2-1	0-0-0	0-0-0		CONFERENCE	0-0-0		0-1-0		1-1-1		
1-1-0	0-0-0	0-0-0		HOME	0-0-0		0-1-0		1-0-0		
0-1-1	0-0-0	0-0-0		AWAY	0-0-0		0-0-0		0-1-1		
0-0-0	0-0-0	0-0-0		NEUTRAL	0-0-0		0-0-0		0-0-0		
<hr/>											
RPI S	Opponent	Score	RPI S	Opponent	Score	RPI S	Opponent	Score	RPI S	Opponent	Score
10 A	North Carolina	0 7				62 H	Cal Poly	0 4	127 H	Utah St.	2 3
20 N	Duke	0 5				66 A	Oregon St.	0 3	133 H	CSUN	1 2
									199 H	Boise St.	4 1
									230 A	Wyoming	0 3
									232 A	Oregon	0 1
									274 A	Colorado St.	2 2
									279 A	Sacramento St.	1 0
<hr/>											
			LAST 10 GAMES								
			279 A	Sacramento St.	1 0	199 H	Boise St.	4 1			
			62 H	Cal Poly	0 4	127 H	Utah St.	2 3			
			133 H	CSUN	1 2	230 A	Wyoming	0 3			
			232 A	Oregon	0 1	274 A	Colorado St.	2 2			
			66 A	Oregon St.	0 3	10 A	North Carolina	0 7			

**Non-Div. I Games:**

Fresno St.

Average RPI Win: 213		WON-LOST	WINNING	LAST 10	STRENGTH OF		OPP. STRENGTH	TEAM	ADJ		CONF.	ADJ CONF.	
Average RPI Loss: 137		RECORD	PCT. RANK	GAMES	SCHEDULE		OF SCHEDULE	RPI	RPI		RPI	RPI	
DIV. I ONLY		3-7-2	.33333	257	3-6-1		248	125	261	.43221	259	16	16
DIV. I NON-CONF.		3-4-1	.4375	207	3-3-0		261	120	231	.45609	230	15	15
TOTALS		RPI 1-25	RPI 26-50		W-L RECORDS		RPI 51-100		RPI 101-150		RPI 150+		
3-7-2		0-0-0	0-0-0		OVERALL		1-2-0		0-1-1		2-4-1		
2-3-2		0-0-0	0-0-0		HOME		0-1-0		0-0-1		2-2-1		
1-3-0		0-0-0	0-0-0		AWAY		1-1-0		0-1-0		0-1-0		
0-1-0		0-0-0	0-0-0		NEUTRAL		0-0-0		0-0-0		0-1-0		
3-4-1		0-0-0	0-0-0		NON-CONFERENCE		1-1-0		0-1-1		2-2-0		
2-2-1		0-0-0	0-0-0		HOME		0-1-0		0-0-1		2-1-0		
1-1-0		0-0-0	0-0-		AWAY		1-0-0		0-1-0		0-0-0		
0-1-0		0-0-0	0-0-0		NEUTRAL		0-0-0		0-0-0		0-1-0		
0-3-1		0-0-0	0-0-0		CONFERENCE		0-1-0		0-0-0		0-2-1		
0-1-1		0-0-0	0-0-0		HOME		0-0-0		0-0-0		0-1-1		
0-2-0		0-0-0	0-0-0		AWAY		0-1-0		0-0-0		0-1-0		
0-0-0		0-0-0	0-0-0		NEUTRAL		0-0-0		0-0-0		0-0-0		
RPI S	Opponent	Score	RPI S	Opponent	Score	RPI S	Opponent	Score	RPI S	Opponent	Score		
						61 A	San Diego St.	0 4	132 A	St. Mary's (CA)	0 1		
						86 H	UTEP	0 1	140 H	Gonzaga	1 1		
						87 A	UC Davis	2 1	153 H	Colorado Col.	0 1		
									155 A	New Mexico	0 1		
									176 N	UC Irvine	0 1		
									197 H	Montana	0 1		
									273 H	Hawaii	3 2		
									279 H	Sacramento St.	1 0		
									288 H	Air Force	2 2		
LAST 10 GAMES													
						273 H	Hawaii	3 2	61 A	San Diego St.	0 4		
						279 H	Sacramento St.	1 0	155 A	New Mexico	0 1		
						86 H	UTEP	0 1	288 H	Air Force	2 2		
						87 A	UC Davis	2 1	153 H	Colorado Col.	0 1		
						132 A	St. Mary's (CA)	0 1	176 N	UC Irvine	0 1		

Non-Div. I Games:

Nevada

Average RPI Win:		304	WON-LOST RECORD		WINNING PCT. RANK	LAST 10 GAMES		STRENGTH OF SCHEDULE		OPP. STRENGTH OF SCHEDULE	TEAM RPI	ADJ RPI	CONF. RPI	ADJ CONF. RPI					
Average RPI Loss:		161																	
DIV. I ONLY			8-4-0		.66667	67	6-4-0		329	274	258	.43207	260	17	17				
DIV. I NON-CONF.			6-2-0		.75	45	4-2-0		333	287	290	.39538	291	19	19				
TOTALS		RPI 1-25		RPI 26-50		W-L RECORDS		RPI 51-100		RPI 101-150		RPI 150+							
8-4-0		0-0-0		0-0-0		OVERALL		0-2-0		0-0-0		8-2-0							
5-2-0		0-0-0		0-0-0		HOME		0-1-0		0-0-0		5-1-0							
2-1-0		0-0-0		0-0-0		AWAY		0-1-0		0-0-0		2-0-0							
1-1-0		0-0-0		0-0-0		NEUTRAL		0-0-0		0-0-0		1-1-0							
6-2-0		0-0-0		0-0-0		NON-CONFERENCE		0-0-0		0-0-0		6-2-0							
4-1-0		0-0-0		0-0-0		HOME		0-0-0		0-0-0		4-1-0							
1-0-0		0-0-0		0-0-		AWAY		0-0-0		0-0-0		1-0-0							
1-1-0		0-0-0		0-0-0		NEUTRAL		0-0-0		0-0-0		1-1-0							
2-2-0		0-0-0		0-0-0		CONFERENCE		0-2-0		0-0-0		2-0-0							
1-1-0		0-0-0		0-0-0		HOME		0-1-0		0-0-0		1-0-0							
1-1-0		0-0-0		0-0-0		AWAY		0-1-0		0-0-0		1-0-0							
0-0-0		0-0-0		0-0-0		NEUTRAL		0-0-0		0-0-0		0-0-0							
RPI	S	Opponent		Score	RPI	S	Opponent		Score	RPI	S	Opponent		Score	RPI	S	Opponent		Score
		</																	

Non-Div. I Games:

UNC Asheville

Average RPI Win: 279		WON-LOST RECORD		WINNING PCT. RANK		LAST 10 GAMES		STRENGTH OF SCHEDULE		OPP. STRENGTH OF SCHEDULE		TEAM RPI		ADJ RPI		CONF. RPI		ADJ CONF. RPI	
DIV. I ONLY		4-6-2		.41667 208		2-6-2		279		216		260		.43206 261		28		28	
DIV. I NON-CONF.		3-5-1		.38889 226		1-5-1		222		165		232		.45339 232		27		27	
TOTALS		RPI 1-25		RPI 26-50		W-L RECORDS		RPI 51-100		RPI 101-150		RPI 150+							
4-6-2		0-1-0		0-0-0		OVERALL		0-1-0		0-0-0		4-4-2							
3-1-1		0-0-0		0-0-0		HOME		0-0-0		0-0-0		3-1-1							
1-3-1		0-1-0		0-0-0		AWAY		0-1-0		0-0-0		1-1-1							
0-2-0		0-0-0		0-0-0		NEUTRAL		0-0-0		0-0-0		0-2-0							
3-5-1		0-1-0		0-0-0		NON-CONFERENCE		0-1-0		0-0-0		3-3-1							
3-1-1		0-0-0		0-0-0		HOME		0-0-0		0-0-0		3-1-1							
0-2-0		0-1-0		0-0-		AWAY		0-1-0		0-0-0		0-0-0							
0-2-0		0-0-0		0-0-0		NEUTRAL		0-0-0		0-0-0		0-2-0							
1-1-1		0-0-0		0-0-0		CONFERENCE		0-0-0		0-0-0		1-1-1							
0-0-0		0-0-0		0-0-0		HOME		0-0-0		0-0-0		0-0-0							
1-1-1		0-0-0		0-0-0		AWAY		0-0-0		0-0-0		1-1-1							
0-0-0		0-0-0		0-0-0		NEUTRAL		0-0-0		0-0-0		0-0-0							
RPI	S	Opponent		Score		RPI	S	Opponent		Score		RPI	S	Opponent		Score			
2	A	Florida St.		0 3								159	H	Weber St.		0 1			
												162	N	North Dakota St.		1 2			
												208	H	Northern Ariz.		3 2			
												213	H	Oakland		2 2			
												268	N	Robert Morris		1 2			
												269	A	New Mexico St.		1 2			
												274	H	Colorado St.		2 1			
												283	A	CSU Bakersfield		1 1			
												309	H	Alabama St.		4 0			
												323	A	UTRGV		1 0			
LAST 10 GAMES																			
						268	N	Robert Morris		1 2		269	A	New Mexico St.		1 2			
						2	A	Florida St.		0 3		323	A	UTRGV		1 0			
						86	A	UTEP		1 4		283	A	CSU Bakersfield		1 1			
						309	H	Alabama St.		4 0		162	N	North Dakota St.		1 2			
						213	H	Oakland		2 2		159	H	Weber St.		0 1			

Non-Div. I Games:

Grand Canyon

Average RPI Win: 307		WON-LOST	WINNING		LAST 10	STRENGTH OF		OPP. STRENGTH	TEAM	ADJ	CONF.	ADJ CONF.	
Average RPI Loss: 146		RECORD	PCT. RANK		GAMES	SCHEDULE		OF SCHEDULE	RPI	RPI	RPI	RPI	
DIV. I ONLY		6-4-0	.6	117	6-4-0	321		279	262	.4309	262	26	27
DIV. I NON-CONF.		3-3-0	.5	156	3-3-0	298		256	259	.43153	259	29	29
TOTALS		RPI 1-25	RPI 26-50		W-L RECORDS		RPI 51-100		RPI 101-150		RPI 150+		
6-4-0	0-0-0	0-0-0		OVERALL		0-1-0		0-2-0		6-1-0			
3-0-0	0-0-0	0-0-0		HOME		0-0-0		0-0-0		3-0-0			
3-4-0	0-0-0	0-0-0		AWAY		0-1-0		0-2-0		3-1-0			
0-0-0	0-0-0	0-0-0		NEUTRAL		0-0-0		0-0-0		0-0-0			
3-3-0	0-0-0	0-0-0		NON-CONFERENCE		0-1-0		0-2-0		3-0-0			
1-0-0	0-0-0	0-0-0		HOME		0-0-0		0-0-0		1-0-0			
2-3-0	0-0-0	0-0-		AWAY		0-1-0		0-2-0		2-0-0			
0-0-0	0-0-0	0-0-0		NEUTRAL		0-0-0		0-0-0		0-0-0			
3-1-0	0-0-0	0-0-0		CONFERENCE		0-0-0		0-0-0		3-1-0			
2-0-0	0-0-0	0-0-0		HOME		0-0-0		0-0-0		2-0-0			
1-1-0	0-0-0	0-0-0		AWAY		0-0-0		0-0-0		1-1-0			
0-0-0	0-0-0	0-0-0		NEUTRAL		0-0-0		0-0-0		0-0-0			
RPI S	Opponent	Score	RPI S	Opponent	Score	RPI S	Opponent	Score	RPI S	Opponent	Score		
						88 A	Temple	1 2	106 A	Fairleigh Dickinson	1 2		
									136 A	Saint Joseph's	0 3		
									240 A	Quinnipiac	2 0		
									253 A	Marist	0 1		
									311 H	Delaware St.	3 0		
									319 A	NJIT	1 0		
									320 H	Iona	2 0		
									322 A	Mt. St. Mary's	3 2		
									330 H	Saint Peter's	8 0		
LAST 10 GAMES													
						319 A	NJIT	1 0	320 H	Iona	2 0		
						311 H	Delaware St.	3 0	330 H	Saint Peter's	8 0		
						136 A	Saint Joseph's	0 3	253 A	Marist	0 1		
						88 A	Temple	1 2	240 A	Quinnipiac	2 0		
						106 A	Fairleigh Dickinson	1 2	322 A	Mt. St. Mary's	3 2		

Non-Div. I Games:

Rider

Average RPI Win:	305	WON-LOST	WINNING	LAST 10	STRENGTH OF	OPP. STRENGTH	TEAM	ADJ	CONF.	ADJ CONF.		
Average RPI Loss:	196	RECORD	PCT. RANK	GAMES	SCHEDULE	OF SCHEDULE	RPI	RPI	RPI	RPI		
DIV. I ONLY		4-5-2	.45455	192	4-5-1	285	285	265	.42949	263	17	17
DIV. I NON-CONF.		3-3-1	.5	156	3-3-0	322	276	285	.40386	284	19	19
<hr/>												
TOTALS	RPI 1-25	RPI 26-50		W-L RECORDS		RPI 51-100		RPI 101-150		RPI 150+		
4-5-2	0-0-0	0-0-0		OVERALL		0-0-0		0-1-1		4-4-1		
2-3-1	0-0-0	0-0-0		HOME		0-0-0		0-1-1		2-2-0		
2-2-1	0-0-0	0-0-0		AWAY		0-0-0		0-0-0		2-2-1		
0-0-0	0-0-0	0-0-0		NEUTRAL		0-0-0		0-0-0		0-0-0		
<hr/>												
3-3-1	0-0-0	0-0-0		NON-CONFERENCE		0-0-0		0-1-0		3-2-1		
2-2-0	0-0-0	0-0-0		HOME		0-0-0		0-1-0		2-1-0		
1-1-1	0-0-0	0-0-		AWAY		0-0-0		0-0-0		1-1-1		
0-0-0	0-0-0	0-0-0		NEUTRAL		0-0-0		0-0-0		0-0-0		
<hr/>												
1-2-1	0-0-0	0-0-0		CONFERENCE		0-0-0		0-0-1		1-2-0		
0-1-1	0-0-0	0-0-0		HOME		0-0-0		0-0-1		0-1-0		
1-1-0	0-0-0	0-0-0		AWAY		0-0-0		0-0-0		1-1-0		
0-0-0	0-0-0	0-0-0		NEUTRAL		0-0-0		0-0-0		0-0-0		
<hr/>												
RPI	S	Opponent	Score	RPI	S	Opponent	Score	RPI	S	Opponent	Score	
								134	H	ETSU	1	2
								143	H	Longwood	0	0
								168	A	High Point	0	2
								181	H	Charlotte	0	2
								183	A	Western Caro.	1	1
								239	A	Ga. Southern	0	2
								260	H	UNC Asheville	0	1
								264	A	Gardner-Webb	2	1
								313	H	Citadel	3	0
								316	A	South Carolina St.	2	1
328	H	Francis Marion	2	1								
LAST 10 GAMES												

**Non-Div. I Games:**

Winthrop

Average RPI Win: 303		WON-LOST	WINNING	LAST 10	STRENGTH OF		OPP. STRENGTH	TEAM	ADJ		CONF.	ADJ CONF.	
Average RPI Loss: 162		RECORD	PCT. RANK	GAMES	SCHEDULE		OF SCHEDULE	RPI	RPI		RPI	RPI	
DIV. I ONLY		3-7-2	.33333	257	3-5-2		211	273	263	.42943	264	17	17
DIV. I NON-CONF.		3-4-2	.44444	193	3-2-2		257	266	239	.44323	240	19	19
TOTALS		RPI 1-25	RPI 26-50		W-L RECORDS		RPI 51-100		RPI 101-150		RPI 150+		
3-7-2	0-0-0	0-0-0		OVERALL		0-1-0		0-2-0		3-4-2			
3-3-2	0-0-0	0-0-0		HOME		0-0-0		0-1-0		3-2-2			
0-3-0	0-0-0	0-0-0		AWAY		0-1-0		0-0-0		0-2-0			
0-1-0	0-0-0	0-0-0		NEUTRAL		0-0-0		0-1-0		0-0-0			
3-4-2	0-0-0	0-0-0		NON-CONFERENCE		0-1-0		0-1-0		3-2-2			
3-1-2	0-0-0	0-0-0		HOME		0-0-0		0-1-0		3-0-2			
0-3-0	0-0-0	0-0-		AWAY		0-1-0		0-0-0		0-2-0			
0-0-0	0-0-0	0-0-0		NEUTRAL		0-0-0		0-0-0		0-0-0			
0-3-0	0-0-0	0-0-0		CONFERENCE		0-0-0		0-1-0		0-2-0			
0-2-0	0-0-0	0-0-0		HOME		0-0-0		0-0-0		0-2-0			
0-0-0	0-0-0	0-0-0		AWAY		0-0-0		0-0-0		0-0-0			
0-1-0	0-0-0	0-0-0		NEUTRAL		0-0-0		0-1-0		0-0-0			
RPI	S	Opponent	Score	RPI	S	Opponent	Score	RPI	S	Opponent	Score		

Non-Div. I Games:

Gardner-Webb



Average RPI Win:	309	WON-LOST	WINNING	LAST 10	STRENGTH OF	OPP. STRENGTH	TEAM	ADJ	CONF.	ADJ CONF.	
Average RPI Loss:	145	RECORD	PCT. RANK	GAMES	SCHEDULE	OF SCHEDULE	RPI	RPI	RPI	RPI	
DIV. I ONLY	2-9-1	.20833	303	2-8-0	142	240	267	.42907	265	30	30
DIV. I NON-CONF.	0-9-1	.05	324	0-8-0	56	226	267	.42545	266	30	30
<hr/>											
TOTALS	RPI 1-25	RPI 26-50		W-L RECORDS	RPI 51-100		RPI 101-150		RPI 150+		
2-9-1	0-0-0	0-1-0		OVERALL	0-1-1		0-3-0		2-4-0		
0-3-0	0-0-0	0-1-0		HOME	0-0-0		0-1-0		0-1-0		
2-5-0	0-0-0	0-0-0		AWAY	0-0-0		0-2-0		2-3-0		
0-1-1	0-0-0	0-0-0		NEUTRAL	0-1-1		0-0-0		0-0-0		
<hr/>											
0-9-1	0-0-0	0-1-0		NON-CONFERENCE	0-1-1		0-3-0		0-4-0		
0-3-0	0-0-0	0-1-0		HOME	0-0-0		0-1-0		0-1-0		
0-5-0	0-0-0	0-0-		AWAY	0-0-0		0-2-0		0-3-0		
0-1-1	0-0-0	0-0-0		NEUTRAL	0-1-1		0-0-0		0-0-0		
<hr/>											
2-0-0	0-0-0	0-0-0		CONFERENCE	0-0-0		0-0-0		2-0-0		
0-0-0	0-0-0	0-0-0		HOME	0-0-0		0-0-0		0-0-0		
2-0-0	0-0-0	0-0-0		AWAY	0-0-0		0-0-0		2-0-0		
0-0-0	0-0-0	0-0-0		NEUTRAL	0-0-0		0-0-0		0-0-0		
<hr/>											
RPI S	Opponent	Score	RPI S	Opponent	Score	RPI S	Opponent	Score	RPI S	Opponent	Score
			46 H	Cincinnati	0 2	59 N	DePaul	0 5	137 A	Loyola Chicago	0 2
						70 N	Pittsburgh	1 1	142 A	Navy	0 4
									149 H	UC Santa Barbara	2 3
									177 A	Duquesne	0 3
									191 A	Towson	1 2
									195 H	Loyola Maryland	1 2
									206 A	Bucknell	0 3
									295 A	LIU Brooklyn	2 1
									322 A	Mt. St. Mary's	2 1
<hr/>											
LAST 10 GAMES											
			149 H	UC Santa Barbara	2 3	322 A	Mt. St. Mary's	2 1			
			46 H	Cincinnati	0 2	295 A	LIU Brooklyn	2 1			
			206 A	Bucknell	0 3	142 A	Navy	0 4			
			195 H	Loyola Maryland	1 2	191 A	Towson	1 2			
			59 N	DePaul	0 5	137 A	Loyola Chicago	0 2			

Non-Div. I Games:

Saint Francis (PA)

Average RPI Win: 269		WON-LOST	WINNING	LAST 10	STRENGTH OF		OPP. STRENGTH	TEAM	ADJ		CONF.	ADJ CONF.	
Average RPI Loss: 172		RECORD	PCT. RANK	GAMES	SCHEDULE		OF SCHEDULE	RPI	RPI		RPI	RPI	
DIV. I ONLY		5-8-0	.38462	225	4-6-0		239	292	266	.42752	266	24	24
DIV. I NON-CONF.		3-5-0	.375	236	2-3-0		223	289	252	.43536	254	24	24
<hr/>													
TOTALS		RPI 1-25		RPI 26-50		W-L RECORDS		RPI 51-100		RPI 101-150		RPI 150+	
5-8-0		0-0-0		0-1-0		OVERALL		1-0-0		0-1-0		4-6-0	
3-3-0		0-0-0		0-0-0		HOME		0-0-0		0-0-0		3-3-0	
2-5-0		0-0-0		0-1-0		AWAY		1-0-0		0-1-0		1-3-0	
0-0-0		0-0-0		0-0-0		NEUTRAL		0-0-0		0-0-0		0-0-0	
3-5-0		0-0-0		0-1-0		NON-CONFERENCE		1-0-0		0-1-0		2-3-0	
2-1-0		0-0-0		0-0-0		HOME		0-0-0		0-0-0		2-1-0	
1-4-0		0-0-0		0-0-		AWAY		1-0-0		0-1-0		0-2-0	
0-0-0		0-0-0		0-0-0		NEUTRAL		0-0-0		0-0-0		0-0-0	
2-3-0		0-0-0		0-0-0		CONFERENCE		0-0-0		0-0-0		2-3-0	
1-2-0		0-0-0		0-0-0		HOME		0-0-0		0-0-0		1-2-0	
1-1-0		0-0-0		0-0-0		AWAY		0-0-0		0-0-0		1-1-0	
0-0-0		0-0-0		0-0-0		NEUTRAL		0-0-0		0-0-0		0-0-0	
RPI S	Opponent	Score	RPI S	Opponent	Score	RPI S	Opponent	Score	RPI S	Opponent	Score		
			49 A	North Texas	0 6	86 A	UTEP	3 2	128 A	Texas St.	2 4		
									167 H	Sam Houston St.	0 1		
									169 H	San Jose St.	0 3		
									187 H	Stephen F. Austin	0 1		
									200 A	Central Ark.	1 6		
									205 A	Louisiana Tech	0 2		
									269 A	New Mexico St.	3 4		
									294 A	Northwestern St.	3 1		
									317 H	Texas Southern	5 0		
									318 H	Nicholls St.	1 0		
									332 H	Alcorn	13 0		
LAST 10 GAMES													
			128 A	Texas St.	2 4	167 H	Sam Houston St.	0 1					
			318 H	Nicholls St.	1 0	187 H	Stephen F. Austin	0 1					
			332 H	Alcorn	13 0	200 A	Central Ark.	1 6					
			49 A	North Texas	0 6	294 A	Northwestern St.	3 1					
			269 A	New Mexico St.	3 4	86 A	UTEP	3 2					

Non-Div. I Games: LSU-Alexandria 6 0

Lamar

Average RPI Win: 290		WON-LOST	WINNING	LAST 10	STRENGTH OF		OPP. STRENGTH	TEAM	ADJ	CONF.	ADJ CONF.
Average RPI Loss: 160		RECORD	PCT. RANK	GAMES	SCHEDULE		OF SCHEDULE	RPI	RPI	RPI	RPI
DIV. I ONLY		3-5-2	.4	219	2-5-1		269	280	268	.42548	267
DIV. I NON-CONF.		2-3-1	.41667	219	1-3-0		271	231	256	.43295	256
TOTALS		RPI 1-25	RPI 26-50		W-L RECORDS		RPI 51-100		RPI 101-150		RPI 150+
3-5-2	0-0-0	0-0-0		OVERALL		0-0-0		0-2-0		3-3-2	
3-1-2	0-0-0	0-0-0		HOME		0-0-0		0-0-0		3-1-2	
0-4-0	0-0-0	0-0-0		AWAY		0-0-0		0-2-0		0-2-0	
0-0-0	0-0-0	0-0-0		NEUTRAL		0-0-0		0-0-0		0-0-0	
2-3-1	0-0-0	0-0-0		NON-CONFERENCE		0-0-0		0-1-0		2-2-1	
2-1-1	0-0-0	0-0-0		HOME		0-0-0		0-0-0		2-1-1	
0-2-0	0-0-0	0-0-		AWAY		0-0-0		0-1-0		0-1-0	
0-0-0	0-0-0	0-0-0		NEUTRAL		0-0-0		0-0-0		0-0-0	
1-2-1	0-0-0	0-0-0		CONFERENCE		0-0-0		0-1-0		1-1-1	
1-0-1	0-0-0	0-0-0		HOME		0-0-0		0-0-0		1-0-1	
0-2-0	0-0-0	0-0-0		AWAY		0-0-0		0-1-0		0-1-0	
0-0-0	0-0-0	0-0-0		NEUTRAL		0-0-0		0-0-0		0-0-0	
RPI S	Opponent	Score	RPI S	Opponent	Score	RPI S	Opponent	Score	RPI S	Opponent	Score
									101 A	Louisville	0 2
									122 A	Murray St.	1 4
									161 A	Fla. Atlantic	0 2
									172 H	Northern Colo.	0 1
									242 H	SIUE	0 0
									243 A	Austin Peay	0 2
									272 H	Evansville	1 0
									278 H	Arkansas St.	1 0
									286 H	UNI	3 3
									321 H	Eastern Ill.	5 0
LAST 10 GAMES											
									278 H	Arkansas St.	1 0
									161 A	Fla. Atlantic	0 2
									101 A	Louisville	0 2
									172 H	Northern Colo.	0 1
									272 H	Evansville	1 0
									122 A	Murray St.	1 4
									243 A	Austin Peay	0 2
									321 H	Eastern Ill.	5 0
									242 H	SIUE	0 0
									286 H	UNI	3 3

Non-Div. I Games: Lynn 5 3 Missouri S&T 2 0 Union (TN) 2 0 Southeast Mo. St.

Average RPI Win:	266	WON-LOST RECORD	WINNING PCT. RANK	LAST 10 GAMES	STRENGTH OF SCHEDULE	OPP. STRENGTH OF SCHEDULE	TEAM RPI	ADJ RPI	CONF. RPI	ADJ CONF. RPI	
Average RPI Loss:	208										
DIV. I ONLY	4-7-0	.36364	240	4-6-0	213	313	264	.42531	268	30	30
DIV. I NON-CONF.	4-7-0	.36364	243	4-6-0	221	310	261	.42531	267	30	30
<hr/>											
TOTALS	RPI 1-25	RPI 26-50		W-L RECORDS		RPI 51-100		RPI 101-150		RPI 150+	
4-7-0	0-0-0	0-0-0		OVERALL		0-1-0		0-0-0		4-6-0	
2-2-0	0-0-0	0-0-0		HOME		0-0-0		0-0-0		2-2-0	
1-4-0	0-0-0	0-0-0		AWAY		0-0-0		0-0-0		1-4-0	
1-1-0	0-0-0	0-0-0		NEUTRAL		0-1-0		0-0-0		1-0-0	
4-7-0	0-0-0	0-0-0		NON-CONFERENCE		0-1-0		0-0-0		4-6-0	
2-2-0	0-0-0	0-0-0		HOME		0-0-0		0-0-0		2-2-0	
1-4-0	0-0-0	0-0-		AWAY		0-0-0		0-0-0		1-4-0	
1-1-0	0-0-0	0-0-0		NEUTRAL		0-1-0		0-0-0		1-0-0	
0-0-0	0-0-0	0-0-0		CONFERENCE		0-0-0		0-0-0		0-0-0	
0-0-0	0-0-0	0-0-0		HOME		0-0-0		0-0-0		0-0-0	
0-0-0	0-0-0	0-0-0		AWAY		0-0-0		0-0-0		0-0-0	
0-0-0	0-0-0	0-0-0		NEUTRAL		0-0-0		0-0-0		0-0-0	
RPI S	Opponent	Score	RPI S	Opponent	Score	RPI S	Opponent	Score	RPI S	Opponent	Score
						70 N	Pittsburgh	0 6	177 A	Duquesne	0 2
									190 H	Niagara	0 1
									208 A	Northern Ariz.	1 6
									215 A	Ohio	0 3
									218 H	Northern Ky.	2 1
									261 N	Grand Canyon	2 1
									276 A	Youngstown St.	1 0
									290 H	IPFW	2 3
									304 A	Howard	2 3
									308 H	Canisius	4 1
<hr/>											
LAST 10 GAMES											
			308 H	Canisius	4 1		218 H	Northern Ky.	2 1		
			215 A	Ohio	0 3		290 H	IPFW	2 3		
			276 A	Youngstown St.	1 0		208 A	Northern Ariz.	1 6		
			304 A	Howard	2 3		261 N	Grand Canyon	2 1		
			190 H	Niagara	0 1		70 N	Pittsburgh	0 6		

Non-Div. I Games:

Robert Morris

Average RPI Win: 283		WON-LOST RECORD		WINNING PCT. RANK		LAST 10 GAMES		STRENGTH OF SCHEDULE		OPP. STRENGTH OF SCHEDULE		TEAM RPI		ADJ RPI		CONF. RPI		ADJ CONF. RPI	
DIV. I ONLY		3-9-0		.25 289		3-7-0		156		288		269		.42318 269		28		28	
DIV. I NON-CONF.		1-8-0		.11111 311		1-6-0		98		262		273		.41759 274		27		27	
TOTALS		RPI 1-25		RPI 26-50		W-L RECORDS		RPI 51-100		RPI 101-150		RPI 150+							
3-9-0		0-0-0		0-0-0		OVERALL		0-1-0		0-3-0		3-5-0							
3-5-0		0-0-0		0-0-0		HOME		0-1-0		0-1-0		3-3-0							
0-4-0		0-0-0		0-0-0		AWAY		0-0-0		0-2-0		0-2-0							
0-0-0		0-0-0		0-0-0		NEUTRAL		0-0-0		0-0-0		0-0-0							
1-8-0		0-0-0		0-0-0		NON-CONFERENCE		0-1-0		0-3-0		1-4-0							
1-4-0		0-0-0		0-0-0		HOME		0-1-0		0-1-0		1-2-0							
0-4-0		0-0-0		0-0-		AWAY		0-0-0		0-2-0		0-2-0							
0-0-0		0-0-0		0-0-0		NEUTRAL		0-0-0		0-0-0		0-0-0							
2-1-0		0-0-0		0-0-0		CONFERENCE		0-0-0		0-0-0		2-1-0							
2-1-0		0-0-0		0-0-0		HOME		0-0-0		0-0-0		2-1-0							
0-0-0		0-0-0		0-0-0		AWAY		0-0-0		0-0-0		0-0-0							
0-0-0		0-0-0		0-0-0		NEUTRAL		0-0-0		0-0-0		0-0-0							
RPI	S	Opponent		Score		RPI	S	Opponent		Score		RPI	S	Opponent		Score			

Non-Div. I Games:

New Mexico St.

U  
A  
B

UAB				Through Games Of Sunday, October 4, 2015								
Average RPI Win:	243	WON-LOST RECORD	WINNING PCT. RANK	LAST 10 GAMES	STRENGTH OF SCHEDULE	OPP. STRENGTH OF SCHEDULE	TEAM RPI	ADJ RPI	CONF. RPI	ADJ CONF. RPI		
DIV. I ONLY		1-9-0	.1 318	1-9-0	90	200	270	.41996 270	12	12		
DIV. I NON-CONF.		1-6-0	.14286 305	1-6-0	95	196	255	.43353 255	12	12		
TOTALS		RPI 1-25		RPI 26-50		W-L RECORDS		RPI 51-100		RPI 101-150		RPI 150+
1-9-0		0-1-0		0-0-0		OVERALL		0-2-0		0-2-0		1-4-0
0-5-0		0-0-0		0-0-0		HOME		0-2-0		0-2-0		0-1-0
1-4-0		0-1-0		0-0-0		AWAY		0-0-0		0-0-0		1-3-0
0-0-0		0-0-0		0-0-0		NEUTRAL		0-0-0		0-0-0		0-0-0
1-6-0		0-1-0		0-0-0		NON-CONFERENCE		0-1-0		0-2-0		1-2-0
0-3-0		0-0-0		0-0-0		HOME		0-1-0		0-2-0		0-0-0
1-3-0		0-1-0		0-0-		AWAY		0-0-0		0-0-0		1-2-0
0-0-0		0-0-0		0-0-0		NEUTRAL		0-0-0		0-0-0		0-0-0
0-3-0		0-0-0		0-0-0		CONFERENCE		0-1-0		0-0-0		0-2-0
0-2-0		0-0-0		0-0-0		HOME		0-1-0		0-0-0		0-1-0
0-1-0		0-0-0		0-0-0		AWAY		0-0-0		0-0-0		0-1-0
0-0-0		0-0-0		0-0-0		NEUTRAL		0-0-0		0-0-0		0-0-0
RPI	S	Opponent	Score	RPI	S	Opponent	Score	RPI	S	Opponent	Score	
5	A	Auburn	0 4					69	H	Memphis	0 1	
								90	H	Middle Tenn.	1 2	
								101	H	Louisville	0 1	
								114	H	Coastal Caro.	1 3	
								181	A	Charlotte	2 3	
								193	A	Mercer	1 5	
								205	H	Louisiana Tech	1 2	
								243	A	Austin Peay	4 3	
								301	A	Chattanooga	1 2	
LAST 10 GAMES												
				193	A	Mercer	1 5	205	H	Louisiana Tech	1 2	
				101	H	Louisville	0 1	90	H	Middle Tenn.	1 2	
				114	H	Coastal Caro.	1 3	181	A	Charlotte	2 3	
				69	H	Memphis	0 1	301	A	Chattanooga	1 2	
				5	A	Auburn	0 4	243	A	Austin Peay	4 3	

U  
A  
B

Non-Div. I Games:

UAB

Average RPI Win:	262	WON-LOST RECORD	WINNING PCT. RANK	LAST 10 GAMES	STRENGTH OF SCHEDULE	OPP. STRENGTH OF SCHEDULE	TEAM RPI	ADJ RPI	CONF. RPI	ADJ CONF. RPI		
DIV. I ONLY		2-9-1	.20833	303	1-8-1	138	302	273	.41928	271	23	23
DIV. I NON-CONF.		2-6-1	.27778	268	1-5-1	131	305	247	.4388	251	23	23
<hr/>												
TOTALS	RPI 1-25	RPI 26-50		W-L RECORDS		RPI 51-100		RPI 101-150		RPI 150+		
2-9-1	0-0-0	0-0-0		OVERALL		0-0-0		0-4-0		2-5-1		
1-3-1	0-0-0	0-0-0		HOME		0-0-0		0-1-0		1-2-1		
1-6-0	0-0-0	0-0-0		AWAY		0-0-0		0-3-0		1-3-0		
0-0-0	0-0-0	0-0-0		NEUTRAL		0-0-0		0-0-0		0-0-0		
<hr/>												
2-6-1	0-0-0	0-0-0		NON-CONFERENCE		0-0-0		0-3-0		2-3-1		
1-2-1	0-0-0	0-0-0		HOME		0-0-0		0-1-0		1-1-1		
1-4-0	0-0-0	0-0-		AWAY		0-0-0		0-2-0		1-2-0		
0-0-0	0-0-0	0-0-0		NEUTRAL		0-0-0		0-0-0		0-0-0		
<hr/>												
0-3-0	0-0-0	0-0-0		CONFERENCE		0-0-0		0-1-0		0-2-0		
0-1-0	0-0-0	0-0-0		HOME		0-0-0		0-0-0		0-1-0		
0-2-0	0-0-0	0-0-0		AWAY		0-0-0		0-1-0		0-1-0		
0-0-0	0-0-0	0-0-0		NEUTRAL		0-0-0		0-0-0		0-0-0		
<hr/>												
RPI	S	Opponent	Score	RPI	S	Opponent	Score	RPI	S	Opponent	Score	
								104	H	Eastern Wash.	0	1
								146	A	Valparaiso	1	3
								147	A	Iowa	0	3
								150	A	Saint Louis	1	4
								157	H	Western Mich.	0	3
								211	A	Eastern Mich.	1	3
								216	H	Wright St.	0	1
								218	A	Northern Ky.	0	2
								231	A	IUPUI	1	4
								242	H	SIUE	1	0
								281	A	Morehead St.	2	1
								286	H	UNI	0	0
								<hr/>				
LAST 10 GAMES												
147	A	Iowa	0	3	216	H	Wright St.	0	1			
286	H	UNI	0	0	146	A	Valparaiso	1	3			
211	A	Eastern Mich.	1	3	218	A	Northern Ky.	0	2			
242	H	SIUE	1	0	104	H	Eastern Wash.	0	1			
157	H	Western Mich.	0	3	150	A	Saint Louis	1	4			

Non-Div. I Games:

Ill.-Chicago

Average RPI Win: 178		WON-LOST RECORD		WINNING PCT. RANK		LAST 10 GAMES		STRENGTH OF SCHEDULE		OPP. STRENGTH OF SCHEDULE		TEAM RPI		ADJ RPI		CONF. RPI		ADJ CONF. RPI	
DIV. I ONLY		2-8-2		.25 289		2-6-2		196		211		271		.4192 272		20		20	
DIV. I NON-CONF.		2-7-1		.25 277		2-5-1		217		188		271		.4181 272		21		21	
TOTALS		RPI 1-25		RPI 26-50		W-L RECORDS		RPI 51-100		RPI 101-150		RPI 150+							
2-8-2		0-0-0		0-0-0		OVERALL		0-3-0		1-1-1		1-4-1							
2-2-2		0-0-0		0-0-0		HOME		0-0-0		1-0-1		1-2-1							
0-6-0		0-0-0		0-0-0		AWAY		0-3-0		0-1-0		0-2-0							
0-0-0		0-0-0		0-0-0		NEUTRAL		0-0-0		0-0-0		0-0-0							
2-7-1		0-0-0		0-0-0		NON-CONFERENCE		0-3-0		1-1-0		1-3-1							
2-2-1		0-0-0		0-0-0		HOME		0-0-0		1-0-0		1-2-1							
0-5-0		0-0-0		0-0-		AWAY		0-3-0		0-1-0		0-1-0							
0-0-0		0-0-0		0-0-0		NEUTRAL		0-0-0		0-0-0		0-0-0							
0-1-1		0-0-0		0-0-0		CONFERENCE		0-0-0		0-0-1		0-1-0							
0-0-1		0-0-0		0-0-0		HOME		0-0-0		0-0-1		0-0-0							
0-1-0		0-0-0		0-0-0		AWAY		0-0-0		0-0-0		0-1-0							
0-0-0		0-0-0		0-0-0		NEUTRAL		0-0-0		0-0-0		0-0-0							
RPI	S	Opponent		Score	RPI	S	Opponent		Score	RPI	S	Opponent		Score					
							63	A	Purdue	0	1		125	H	Miami (OH)	2	1		
							65	A	Vanderbilt	1	2		137	H	Loyola Chicago	0	0		
							89	A	Butler	1	2		150	A	Saint Louis	0	2		
													220	H	Xavier	2	3		
													223	H	UT Martin	2	3		
													231	H	IUPUI	2	1		
													267	A	Southeast Mo. St.	0	1		
													286	A	UNI	0	1		
													289	H	Belmont	0	0		
LAST 10 GAMES																			
							231	H	IUPUI	2	1		286	A	UNI	0	1		
							289	H	Belmont	0	0		137	H	Loyola Chicago	0	0		
							89	A	Butler	1	2		65	A	Vanderbilt	1	2		
							63	A	Purdue	0	1		150	A	Saint Louis	0	2		
							125	H	Miami (OH)	2	1		267	A	Southeast Mo. St.	0	1		

Non-Div. I Games:

Evansville



Average RPI Win: 305		WON-LOST RECORD	WINNING PCT. RANK		LAST 10 GAMES	STRENGTH OF SCHEDULE	OPP. STRENGTH OF SCHEDULE	TEAM RPI	ADJ RPI		CONF. RPI	ADJ CONF. RPI							
Average RPI Loss: 126																			
DIV. I ONLY		2-8-1	.22727	299	2-6-1	188	189	272	.41762	273	9	9							
DIV. I NON-CONF.		2-6-1	.27778	268	2-4-1	238	201	275	.41571	277	9	9							
<hr/>																			
TOTALS		RPI 1-25		RPI 26-50		W-L RECORDS		RPI 51-100		RPI 101-150		RPI 150+							
2-8-1		0-2-0		0-0-0		OVERALL		0-2-0		0-1-0		2-3-1							
2-4-1		0-2-0		0-0-0		HOME		0-1-0		0-1-0		2-0-1							
0-4-0		0-0-0		0-0-0		AWAY		0-1-0		0-0-0		0-3-0							
0-0-0		0-0-0		0-0-0		NEUTRAL		0-0-0		0-0-0		0-0-0							
2-6-1		0-2-0		0-0-0		NON-CONFERENCE		0-1-0		0-0-0		2-3-1							
2-2-1		0-2-0		0-0-0		HOME		0-0-0		0-0-0		2-0-1							
0-4-0		0-0-0		0-0-		AWAY		0-1-0		0-0-0		0-3-0							
0-0-0		0-0-0		0-0-0		NEUTRAL		0-0-0		0-0-0		0-0-0							
0-2-0		0-0-0		0-0-0		CONFERENCE		0-1-0		0-1-0		0-0-0							
0-2-0		0-0-0		0-0-0		HOME		0-1-0		0-1-0		0-0-0							
0-0-0		0-0-0		0-0-0		AWAY		0-0-0		0-0-0		0-0-0							
0-0-0		0-0-0		0-0-0		NEUTRAL		0-0-0		0-0-0		0-0-0							
RPI	S	Opponent		Score		RPI	S	Opponent		Score		RPI	S	Opponent		Score			
3	H	Stanford		1	2			62	H	Cal Poly		2	7	149	H	UC Santa Barbara		0	3
21	H	California		1	5			76	A	San Francisco		0	2	184	A	UNLV		1	3
														230	H	Wyoming		2	2
														255	A	Portland St.		0	1
														259	A	Nevada		2	3
														283	H	CSU Bakersfield		2	1
														326	H	Denver		1	0
<hr/>																			
LAST 10 GAMES																			
283	H	CSU Bakersfield			2	1	62	H	Cal Poly			2	7						
76	A	San Francisco			0	2	149	H	UC Santa Barbara			0	3						
255	A	Portland St.			0	1	259	A	Nevada			2	3						
326	H	Denver			1	0	184	A	UNLV			1	3						
230	H	Wyoming			2	2	21	H	California			1	5						

Non-Div. I Games: BYU-Hawaii 2 0

Hawaii

Average RPI Win:		250	WON-LOST RECORD		WINNING PCT. RANK		LAST 10 GAMES		STRENGTH OF SCHEDULE		OPP. STRENGTH OF SCHEDULE		TEAM RPI		ADJ RPI		CONF. RPI		ADJ CONF. RPI		
DIV. I ONLY			3-8-2	.30769	274	2-7-1			241		224		275		.41723	274	16		16		
DIV. I NON-CONF.			3-5-1	.38889	226	2-4-0			190		238		229		.45606	231	15		15		
TOTALS		RPI 1-25		RPI 26-50			W-L RECORDS			RPI 51-100			RPI 101-150			RPI 150+					
3-8-2		0-1-0		0-0-0			OVERALL			0-0-0			0-1-1			3-6-1					
0-2-2		0-1-0		0-0-0			HOME			0-0-0			0-0-1			0-1-1					
2-5-0		0-0-0		0-0-0			AWAY			0-0-0			0-1-0			2-4-0					
1-1-0		0-0-0		0-0-0			NEUTRAL			0-0-0			0-0-0			1-1-0					
3-5-1		0-1-0		0-0-0			NON-CONFERENCE			0-0-0			0-1-1			3-3-0					
0-1-1		0-1-0		0-0-0			HOME			0-0-0			0-0-1			0-0-0					
2-3-0		0-0-0		0-0-			AWAY			0-0-0			0-1-0			2-2-0					
1-1-0		0-0-0		0-0-0			NEUTRAL			0-0-0			0-0-0			1-1-0					
0-3-1		0-0-0		0-0-0			CONFERENCE			0-0-0			0-0-0			0-3-1					
0-1-1		0-0-0		0-0-0			HOME			0-0-0			0-0-0			0-1-1					
0-2-0		0-0-0		0-0-0			AWAY			0-0-0			0-0-0			0-2-0					
0-0-0		0-0-0		0-0-0			NEUTRAL			0-0-0			0-0-0			0-0-0					
RPI	S	Opponent			Score		RPI	S	Opponent			Score		RPI	S	Opponent			Score		
24	H	Northwestern			1 2									107	H	Colorado			1 1		
														132	A	St. Mary's (CA)			0 1		
														153	A	Colorado Col.			0 1		
														169	H	San Jose St.			0 2		
														172	A	Northern Colo.			3 1		
														174	A	Creighton			0 2		
														176	N	UC Irvine			0 1		
														251	A	Omaha			1 0		
														258	H	Fresno St.			2 2		
														261	A	Grand Canyon			1 2		
														288	A	Air Force			2 3		
														326	N	Denver			1 0		
LAST 10 GAMES																					
		174 A Creighton			0 2				288 A Air Force			2 3									
		251 A Omaha			1 0				153 A Colorado Col.			0 1									
		172 A Northern Colo.			3 1				169 H San Jose St.			0 2									
		24 H Northwestern			1 2				258 H Fresno St.			2 2									
		176 N UC Irvine			0 1				132 A St. Mary's (CA)			0 1									

Non-Div. I Games:

Colorado St.

Average RPI Win:	269	WON-LOST	WINNING	LAST 10	STRENGTH OF	OPP. STRENGTH	TEAM	ADJ	CONF.	ADJ CONF.					
Average RPI Loss:	166	RECORD	PCT. RANK	GAMES	SCHEDULE	OF SCHEDULE	RPI	RPI	RPI	RPI					
DIV. I ONLY		3-8-0	.27273	285	2-8-0	185	296	274	.41675	275	25	25			
DIV. I NON-CONF.		2-7-0	.22222	288	1-7-0	214	297	288	.39659	289	25	25			
<hr/>															
TOTALS	RPI 1-25	RPI 26-50		W-L RECORDS		RPI 51-100		RPI 101-150		RPI 150+					
3-8-0	0-0-0	0-0-0		OVERALL		0-0-0		0-4-0		3-4-0					
2-3-0	0-0-0	0-0-0		HOME		0-0-0		0-1-0		2-2-0					
1-5-0	0-0-0	0-0-0		AWAY		0-0-0		0-3-0		1-2-0					
0-0-0	0-0-0	0-0-0		NEUTRAL		0-0-0		0-0-0		0-0-0					
2-7-0	0-0-0	0-0-0		NON-CONFERENCE		0-0-0		0-3-0		2-4-0					
1-3-0	0-0-0	0-0-0		HOME		0-0-0		0-1-0		1-2-0					
1-4-0	0-0-0	0-0-		AWAY		0-0-0		0-2-0		1-2-0					
0-0-0	0-0-0	0-0-0		NEUTRAL		0-0-0		0-0-0		0-0-0					
1-1-0	0-0-0	0-0-0		CONFERENCE		0-0-0		0-1-0		1-0-0					
1-0-0	0-0-0	0-0-0		HOME		0-0-0		0-0-0		1-0-0					
0-1-0	0-0-0	0-0-0		AWAY		0-0-0		0-1-0		0-0-0					
0-0-0	0-0-0	0-0-0		NEUTRAL		0-0-0		0-0-0		0-0-0					
RPI	S	Opponent	Score	RPI	S	Opponent	Score	RPI	S	Opponent	Score	RPI	S	Opponent	Score
										117	A	Elon	0	1	
										126	H	Furman	0	1	
										130	A	FGCU	0	2	
										145	A	FIU	0	2	
										161	H	Fla. Atlantic	0	1	
										168	A	High Point	0	2	
										179	A	Miami (FL)	1	5	
										239	H	Ga. Southern	1	0	
										241	H	Stetson	2	1	
										305	H	Presbyterian	0	1	
										328	A	Francis Marion	4	0	
				LAST 10 GAMES											
				179	A	Miami (FL)	1	5	241	H	Stetson	2	1		
				145	A	FIU	0	2	130	A	FGCU	0	2		
				168	A	High Point	0	2	239	H	Ga. Southern	1	0		
				117	A	Elon	0	1	126	H	Furman	0	1		
				305	H	Presbyterian	0	1	161	H	Fla. Atlantic	0	1		

Non-Div. I Games:

North Florida

Average RPI Win: 247		WON-LOST RECORD		WINNING PCT. RANK		LAST 10 GAMES		STRENGTH OF SCHEDULE		OPP. STRENGTH OF SCHEDULE		TEAM RPI		ADJ RPI		CONF. RPI		ADJ CONF. RPI	
DIV. I ONLY		4-8-0		.33333 257		2-7-0		247		257		277		.41659 276		23		23	
DIV. I NON-CONF.		4-4-0		.5 156		2-3-0		305		211		260		.42915 260		23		23	
TOTALS		RPI 1-25		RPI 26-50		W-L RECORDS		RPI 51-100		RPI 101-150		RPI 150+							
4-8-0		0-0-0		0-0-0		OVERALL		0-0-0		1-2-0		3-6-0							
2-5-0		0-0-0		0-0-0		HOME		0-0-0		0-2-0		2-3-0							
2-3-0		0-0-0		0-0-0		AWAY		0-0-0		1-0-0		1-3-0							
0-0-0		0-0-0		0-0-0		NEUTRAL		0-0-0		0-0-0		0-0-0							
4-4-0		0-0-0		0-0-0		NON-CONFERENCE		0-0-0		1-1-0		3-3-0							
2-3-0		0-0-0		0-0-0		HOME		0-0-0		0-1-0		2-2-0							
2-1-0		0-0-0		0-0-		AWAY		0-0-0		1-0-0		1-1-0							
0-0-0		0-0-0		0-0-0		NEUTRAL		0-0-0		0-0-0		0-0-0							
0-4-0		0-0-0		0-0-0		CONFERENCE		0-0-0		0-1-0		0-3-0							
0-2-0		0-0-0		0-0-0		HOME		0-0-0		0-1-0		0-1-0							
0-2-0		0-0-0		0-0-0		AWAY		0-0-0		0-0-0		0-2-0							
0-0-0		0-0-0		0-0-0		NEUTRAL		0-0-0		0-0-0		0-0-0							
RPI	S	Opponent		Score	RPI	S	Opponent		Score	RPI	S	Opponent		Score					
										132	H	St. Mary's (CA)		0 1					
										143	A	Longwood		1 0					
										146	H	Valparaiso		0 6					
										203	A	Army West Point		1 2					
										212	A	Milwaukee		0 4					
										217	A	Cleveland St.		1 2					
										218	H	Northern Ky.		1 3					
										221	H	Central Mich.		0 2					
										254	H	St. Bonaventure		2 1					
										268	H	Robert Morris		0 1					
										290	H	IPFW		2 1					
										302	A	VMI		1 0					
LAST 10 GAMES																			
										218	H	Northern Ky.		1 3					
										290	H	IPFW		2 1					
										268	H	Robert Morris		0 1					
										221	H	Central Mich.		0 2					
										132	H	St. Mary's (CA)		0 1					
										212	A	Milwaukee		0 4					
										217	A	Cleveland St.		1 2					
										146	H	Valparaiso		0 6					
										254	H	St. Bonaventure		2 1					
										203	A	Army West Point		1 2					

Non-Div. I Games: Findlay 3 2

Youngstown St.

Average RPI Win:		319	WON-LOST RECORD		WINNING PCT. RANK		LAST 10 GAMES		STRENGTH OF SCHEDULE		OPP. STRENGTH OF SCHEDULE		TEAM RPI		ADJ RPI		CONF. RPI		ADJ CONF. RPI		
Average RPI Loss:		160																			
DIV. I ONLY			3-9-1		.26923 288		1-8-1		189		293		279		.4158 277		24		24		
DIV. I NON-CONF.			2-6-0		.25 277		0-5-0		179		267		270		.42028 269		24		24		
TOTALS		RPI 1-25		RPI 26-50		W-L RECORDS		RPI 51-100		RPI 101-150		RPI 150+									
3-9-1		0-0-0		0-2-0		OVERALL		0-0-0		0-1-0		3-6-1									
0-5-1		0-0-0		0-1-0		HOME		0-0-0		0-1-0		0-3-1									
2-4-0		0-0-0		0-1-0		AWAY		0-0-0		0-0-0		2-3-0									
1-0-0		0-0-0		0-0-0		NEUTRAL		0-0-0		0-0-0		1-0-0									
2-6-0		0-0-0		0-2-0		NON-CONFERENCE		0-0-0		0-1-0		2-3-0									
0-3-0		0-0-0		0-1-0		HOME		0-0-0		0-1-0		0-1-0									
1-3-0		0-0-0		0-0-		AWAY		0-0-0		0-0-0		1-2-0									
1-0-0		0-0-0		0-0-0		NEUTRAL		0-0-0		0-0-0		1-0-0									
1-3-1		0-0-0		0-0-0		CONFERENCE		0-0-0		0-0-0		1-3-1									
0-2-1		0-0-0		0-0-0		HOME		0-0-0		0-0-0		0-2-1									
1-1-0		0-0-0		0-0-0		AWAY		0-0-0		0-0-0		1-1-0									
0-0-0		0-0-0		0-0-0		NEUTRAL		0-0-0		0-0-0		0-0-0									
RPI	S	Opponent		Score		RPI	S	Opponent		Score		RPI	S	Opponent		Score					
				47	A	Tulsa		0	4					129	H	Baylor	1	7			
				49	H	North Texas		0	2					160	A	Oral Roberts	1	3			
														175	H	Houston Baptist	2	3			
														194	A	Houston	0	4			
														196	A	Southeastern La.	1	7			
														200	H	Central Ark.	0	2			
														292	H	Prairie View	2	3			
														294	H	Northwestern St.	0	0			
														316	N	South Carolina St.	1	0			
														318	A	Nicholls St.	2	1			
														323	A	UTRGV	1	0			
LAST 10 GAMES																					
				175	H	Houston Baptist		2	3			294	H	Northwestern St.		0	0				
				47	A	Tulsa		0	4			200	H	Central Ark.		0	2				
				160	A	Oral Roberts		1	3			318	A	Nicholls St.		2	1				
				129	H	Baylor		1	7			196	A	Southeastern La.		1	7				
				194	A	Houston		0	4			292	H	Prairie View		2	3				

Non-Div. I Games:

Incarnate Word

Average RPI Win: 298		WON-LOST	WINNING	LAST 10	STRENGTH OF		OPP. STRENGTH	TEAM	ADJ		CONF.	ADJ CONF.	
Average RPI Loss: 189		RECORD	PCT. RANK	GAMES	SCHEDULE		OF SCHEDULE	RPI	RPI		RPI	RPI	
DIV. I ONLY		2-10-1	.19231	308	1-8-1		119	311	278	.41538	278	13	13
DIV. I NON-CONF.		2-7-0	.22222	288	1-5-0		177	320	284	.40212	285	14	14
TOTALS		RPI 1-25	RPI 26-50		W-L RECORDS		RPI 51-100		RPI 101-150		RPI 150+		
2-10-1	0-0-0	0-0-0		OVERALL		0-1-0		0-2-0		2-7-1			
2-4-1	0-0-0	0-0-0		HOME		0-0-0		0-1-0		2-3-1			
0-4-0	0-0-0	0-0-0		AWAY		0-1-0		0-1-0		0-2-0			
0-2-0	0-0-0	0-0-0		NEUTRAL		0-0-0		0-0-0		0-2-0			
2-7-0	0-0-0	0-0-0		NON-CONFERENCE		0-0-0		0-1-0		2-6-0			
2-3-0	0-0-0	0-0-0		HOME		0-0-0		0-1-0		2-2-0			
0-2-0	0-0-0	0-0-		AWAY		0-0-0		0-0-0		0-2-0			
0-2-0	0-0-0	0-0-0		NEUTRAL		0-0-0		0-0-0		0-2-0			
0-3-1	0-0-0	0-0-0		CONFERENCE		0-1-0		0-1-0		0-1-1			
0-1-1	0-0-0	0-0-0		HOME		0-0-0		0-0-0		0-1-1			
0-2-0	0-0-0	0-0-0		AWAY		0-1-0		0-1-0		0-0-0			
0-0-0	0-0-0	0-0-0		NEUTRAL		0-0-0		0-0-0		0-0-0			
RPI	S	Opponent	Score	RPI	S	Opponent	Score	RPI	S	Opponent	Score		
						82 A Appalachian St.	1 2						

Non-Div. I Games:

Arkansas St.

Average RPI Win: 245		WON-LOST RECORD		WINNING PCT. RANK		LAST 10 GAMES		STRENGTH OF SCHEDULE		OPP. STRENGTH OF SCHEDULE		TEAM RPI		ADJ RPI		CONF. RPI		ADJ CONF. RPI	
DIV. I ONLY		3-8-0		.27273 285		3-6-0		203		262		276		.41512 279		21		21	
DIV. I NON-CONF.		1-6-0		.14286 305		1-4-0		296		236		320		.34237 320		20		20	
TOTALS		RPI 1-25		RPI 26-50		W-L RECORDS		RPI 51-100		RPI 101-150		RPI 150+							
3-8-0		0-0-0		0-0-0		OVERALL		0-1-0		0-2-0		3-5-0							
2-2-0		0-0-0		0-0-0		HOME		0-0-0		0-0-0		2-2-0							
1-6-0		0-0-0		0-0-0		AWAY		0-1-0		0-2-0		1-3-0							
0-0-0		0-0-0		0-0-0		NEUTRAL		0-0-0		0-0-0		0-0-0							
1-6-0		0-0-0		0-0-0		NON-CONFERENCE		0-1-0		0-1-0		1-4-0							
0-2-0		0-0-0		0-0-0		HOME		0-0-0		0-0-0		0-2-0							
1-4-0		0-0-0		0-0-		AWAY		0-1-0		0-1-0		1-2-0							
0-0-0		0-0-0		0-0-0		NEUTRAL		0-0-0		0-0-0		0-0-0							
2-2-0		0-0-0		0-0-0		CONFERENCE		0-0-0		0-1-0		2-1-0							
2-0-0		0-0-0		0-0-0		HOME		0-0-0		0-0-0		2-0-0							
0-2-0		0-0-0		0-0-0		AWAY		0-0-0		0-1-0		0-1-0							
0-0-0		0-0-0		0-0-0		NEUTRAL		0-0-0		0-0-0		0-0-0							
RPI	S	Opponent		Score	RPI	S	Opponent		Score	RPI	S	Opponent		Score					
							87	A UC Davis	1 2			104	A Eastern Wash.	1 3					
												149	A UC Santa Barbara	1 3					
												166	A Idaho	0 1					
												169	H San Jose St.	1 2					
												208	H Northern Ariz.	1 0					
												244	H Southern Utah	4 1					
												248	A Pacific	0 1					
												258	H Fresno St.	0 1					
												259	A Nevada	0 1					
												283	A CSU Bakersfield	3 2					
LAST 10 GAMES																			
							259	A Nevada	0 1			166	A Idaho	0 1					
							258	H Fresno St.	0 1			104	A Eastern Wash.	1 3					
							149	A UC Santa Barbara	1 3			244	H Southern Utah	4 1					
							283	A CSU Bakersfield	3 2			208	H Northern Ariz.	1 0					
							169	H San Jose St.	1 2			248	A Pacific	0 1					

Non-Div. I Games: Cal St. East Bay 3 1

Sacramento St.

Average RPI Win: 263		WON-LOST RECORD		WINNING PCT. RANK		LAST 10 GAMES		STRENGTH OF SCHEDULE		OPP. STRENGTH OF SCHEDULE		TEAM RPI		ADJ RPI		CONF. RPI		ADJ CONF. RPI			
DIV. I ONLY		3-7-3		.34615 253		2-7-1		284		207		281		.41123 280		12		12			
DIV. I NON-CONF.		2-4-3		.38889 226		1-4-1		303		237		287		.39909 287		12		12			
TOTALS		RPI 1-25		RPI 26-50		W-L RECORDS		RPI 51-100		RPI 101-150		RPI 150+									
3-7-3		0-0-0		0-1-0		OVERALL		0-1-0		0-1-1		3-4-2									
1-3-0		0-0-0		0-1-0		HOME		0-0-0		0-0-0		1-2-0									
1-4-3		0-0-0		0-0-0		AWAY		0-1-0		0-1-1		1-2-2									
1-0-0		0-0-0		0-0-0		NEUTRAL		0-0-0		0-0-0		1-0-0									
2-4-3		0-0-0		0-1-0		NON-CONFERENCE		0-0-0		0-1-1		2-2-2									
0-2-0		0-0-0		0-1-0		HOME		0-0-0		0-0-0		0-1-0									
1-2-3		0-0-0		0-0-		AWAY		0-0-0		0-1-1		1-1-2									
1-0-0		0-0-0		0-0-0		NEUTRAL		0-0-0		0-0-0		1-0-0									
1-3-0		0-0-0		0-0-0		CONFERENCE		0-1-0		0-0-0		1-2-0									
1-1-0		0-0-0		0-0-0		HOME		0-0-0		0-0-0		1-1-0									
0-2-0		0-0-0		0-0-0		AWAY		0-1-0		0-0-0		0-1-0									
0-0-0		0-0-0		0-0-0		NEUTRAL		0-0-0		0-0-0		0-0-0									
RPI	S	Opponent		Score		RPI	S	Opponent		Score		RPI	S	Opponent		Score					
				29	H	South Ala.		0	4	90	A	Middle Tenn.		0	1	113	A	Alabama		0	1
																119	A	Mississippi St.		0	0
																158	H	Old Dominion		0	1
																181	H	Charlotte		1	0
																205	A	Louisiana Tech		0	2
																226	H	La.-Lafayette		1	2
																245	A	La.-Monroe		0	1
																278	N	Arkansas St.		2	1
																298	A	Jackson St.		1	1
																318	A	Nicholls St.		2	2
																331	A	Southern U.		4	0
LAST 10 GAMES																					
				29	H	South Ala.		0	4	205	A	Louisiana Tech		0	2						
				245	A	La.-Monroe		0	1	181	H	Charlotte		1	0						
				113	A	Alabama		0	1	158	H	Old Dominion		0	1						
				119	A	Mississippi St.		0	0	90	A	Middle Tenn.		0	1						
				331	A	Southern U.		4	0	226	H	La.-Lafayette		1	2						

Non-Div. I Games:

Southern Miss.



Average RPI Win: 271		WON-LOST RECORD		WINNING PCT. RANK		LAST 10 GAMES		STRENGTH OF SCHEDULE		OPP. STRENGTH OF SCHEDULE		TEAM RPI		ADJ RPI		CONF. RPI		ADJ CONF. RPI	
DIV. I ONLY		5-7-1		.42308 202		4-5-1		298		259		280		.41101 281		27		26	
DIV. I NON-CONF.		3-6-1		.35 247		2-4-1		262		285		278		.41175 278		26		26	
TOTALS		RPI 1-25		RPI 26-50		W-L RECORDS		RPI 51-100		RPI 101-150		RPI 150+							
5-7-1		0-0-0		0-0-0		OVERALL		0-1-0		0-1-0		5-5-1							
4-3-0		0-0-0		0-0-0		HOME		0-1-0		0-0-0		4-2-0							
0-4-1		0-0-0		0-0-0		AWAY		0-0-0		0-1-0		0-3-1							
1-0-0		0-0-0		0-0-0		NEUTRAL		0-0-0		0-0-0		1-0-0							
3-6-1		0-0-0		0-0-0		NON-CONFERENCE		0-1-0		0-1-0		3-4-1							
2-3-0		0-0-0		0-0-0		HOME		0-1-0		0-0-0		2-2-0							
0-3-1		0-0-0		0-0-		AWAY		0-0-0		0-1-0		0-2-1							
1-0-0		0-0-0		0-0-0		NEUTRAL		0-0-0		0-0-0		1-0-0							
2-1-0		0-0-0		0-0-0		CONFERENCE		0-0-0		0-0-0		2-1-0							
2-0-0		0-0-0		0-0-0		HOME		0-0-0		0-0-0		2-0-0							
0-1-0		0-0-0		0-0-0		AWAY		0-0-0		0-0-0		0-1-0							
0-0-0		0-0-0		0-0-0		NEUTRAL		0-0-0		0-0-0		0-0-0							
RPI	S	Opponent		Score		RPI	S	Opponent		Score		RPI	S	Opponent		Score			

Non-Div. I Games:

Morehead St.

Average RPI Win:	315	WON-LOST RECORD	WINNING PCT. RANK	LAST 10 GAMES	STRENGTH OF SCHEDULE	OPP. STRENGTH OF SCHEDULE	TEAM RPI	ADJ RPI	CONF. RPI	ADJ CONF. RPI		
Average RPI Loss:	198											
DIV. I ONLY	5-6-1	.45833	186	5-3-1	300	315	283	.41056	282	31	31	
DIV. I NON-CONF.	1-6-0	.14286	305	1-3-0	279	248	311	.35712	309	31	31	
<hr/>												
TOTALS	RPI 1-25	RPI 26-50		W-L RECORDS		RPI 51-100		RPI 101-150		RPI 150+		
5-6-1	0-0-0	0-0-0		OVERALL		0-0-0		0-1-0		5-5-1		
2-2-0	0-0-0	0-0-0		HOME		0-0-0		0-1-0		2-1-0		
3-4-1	0-0-0	0-0-0		AWAY		0-0-0		0-0-0		3-4-1		
0-0-0	0-0-0	0-0-0		NEUTRAL		0-0-0		0-0-0		0-0-0		
1-6-0	0-0-0	0-0-0		NON-CONFERENCE		0-0-0		0-1-0		1-5-0		
1-2-0	0-0-0	0-0-0		HOME		0-0-0		0-1-0		1-1-0		
0-4-0	0-0-0	0-0-		AWAY		0-0-0		0-0-0		0-4-0		
0-0-0	0-0-0	0-0-0		NEUTRAL		0-0-0		0-0-0		0-0-0		
4-0-1	0-0-0	0-0-0		CONFERENCE		0-0-0		0-0-0		4-0-1		
1-0-0	0-0-0	0-0-0		HOME		0-0-0		0-0-0		1-0-0		
3-0-1	0-0-0	0-0-0		AWAY		0-0-0		0-0-0		3-0-1		
0-0-0	0-0-0	0-0-0		NEUTRAL		0-0-0		0-0-0		0-0-0		
RPI	S	Opponent	Score	RPI	S	Opponent	Score	RPI	S	Opponent	Score	
								111	H	Little Rock	1	3
								160	A	Oral Roberts	0	3
								196	H	Southeastern La.	2	5
								200	A	Central Ark.	2	5
								245	A	La.-Monroe	0	3
								278	A	Arkansas St.	0	4
								292	A	Prairie View	6	1
								298	A	Jackson St.	2	2
								314	H	Ark.-Pine Bluff	8	2
								317	A	Texas Southern	3	1
								323	H	UTRGV	2	0
								331	A	Southern U.	4	0
LAST 10 GAMES												
314	H	Ark.-Pine Bluff	8	2	317	A	Texas Southern	3	1			
111	H	Little Rock	1	3	292	A	Prairie View	6	1			
200	A	Central Ark.	2	5	298	A	Jackson St.	2	2			
278	A	Arkansas St.	0	4	331	A	Southern U.	4	0			
323	H	UTRGV	2	0	245	A	La.-Monroe	0	3			

Non-Div. I Games: Delta St. 6 0

Mississippi Val.

Average RPI Win:	293	WON-LOST RECORD	WINNING PCT. RANK	LAST 10 GAMES	STRENGTH OF SCHEDULE	OPP. STRENGTH OF SCHEDULE	TEAM RPI	ADJ RPI	CONF. RPI	ADJ CONF. RPI	
DIV. I ONLY		3-6-2	.36364 240	3-6-1	283	252	282	.40875 283	28	28	
DIV. I NON-CONF.		1-6-1	.1875 296	1-6-0	251	227	296	.38384 297	27	27	
<hr/>											
TOTALS	RPI 1-25	RPI 26-50		W-L RECORDS		RPI 51-100		RPI 101-150		RPI 150+	
3-6-2	0-0-0	0-0-0		OVERALL		0-0-0		0-3-1		3-3-1	
0-3-1	0-0-0	0-0-0		HOME		0-0-0		0-2-0		0-1-1	
3-3-1	0-0-0	0-0-0		AWAY		0-0-0		0-1-1		3-2-0	
0-0-0	0-0-0	0-0-0		NEUTRAL		0-0-0		0-0-0		0-0-0	
1-6-1	0-0-0	0-0-0		NON-CONFERENCE		0-0-0		0-3-1		1-3-0	
0-3-0	0-0-0	0-0-0		HOME		0-0-0		0-2-0		0-1-0	
1-3-1	0-0-0	0-0-		AWAY		0-0-0		0-1-1		1-2-0	
0-0-0	0-0-0	0-0-0		NEUTRAL		0-0-0		0-0-0		0-0-0	
2-0-1	0-0-0	0-0-0		CONFERENCE		0-0-0		0-0-0		2-0-1	
0-0-1	0-0-0	0-0-0		HOME		0-0-0		0-0-0		0-0-1	
2-0-0	0-0-0	0-0-0		AWAY		0-0-0		0-0-0		2-0-0	
0-0-0	0-0-0	0-0-0		NEUTRAL		0-0-0		0-0-0		0-0-0	
RPI S	Opponent	Score	RPI S	Opponent	Score	RPI S	Opponent	Score	RPI S	Opponent	Score
									103 H	UC Riverside	0 3
									104 A	Eastern Wash.	1 1
									140 A	Gonzaga	1 3
									149 H	UC Santa Barbara	0 3
									153 A	Colorado Col.	1 2
									261 H	Grand Canyon	1 1
									269 A	New Mexico St.	2 1
									273 A	Hawaii	1 2
									279 H	Sacramento St.	2 3
									288 A	Air Force	2 1
									323 A	UTRGV	3 0
<hr/>											
LAST 10 GAMES											
			288 A	Air Force	2 1		323 A	UTRGV	3 0		
			153 A	Colorado Col.	1 2		269 A	New Mexico St.	2 1		
			273 A	Hawaii	1 2		261 H	Grand Canyon	1 1		
			103 H	UC Riverside	0 3		149 H	UC Santa Barbara	0 3		
			279 H	Sacramento St.	2 3		140 A	Gonzaga	1 3		

Non-Div. I Games: Humboldt St. 4 0

CSU Bakersfield

UMBC		Through Games Of Sunday, October 4, 2015										
Average RPI Win:	302	WON-LOST RECORD	WINNING PCT. RANK	LAST 10 GAMES	STRENGTH OF SCHEDULE	OPP. STRENGTH OF SCHEDULE	TEAM RPI	ADJ RPI	CONF. RPI	ADJ CONF. RPI		
Average RPI Loss:	164											
DIV. I ONLY		3-8-2	.30769	274	3-6-1	250	261	284	.40824	284	22	22
DIV. I NON-CONF.		2-7-1	.25	277	2-5-0	242	247	286	.40113	286	22	22
<hr/>												
TOTALS		RPI 1-25		RPI 26-50		W-L RECORDS		RPI 51-100		RPI 101-150		RPI 150+
3-8-2		0-0-0		0-1-0		OVERALL		0-2-0		0-1-0		3-4-2
0-4-2		0-0-0		0-0-0		HOME		0-1-0		0-0-0		0-3-2
3-2-0		0-0-0		0-0-0		AWAY		0-0-0		0-1-0		3-1-0
0-2-0		0-0-0		0-1-0		NEUTRAL		0-1-0		0-0-0		0-0-0
<hr/>												
2-7-1		0-0-0		0-1-0		NON-CONFERENCE		0-2-0		0-1-0		2-3-1
0-3-1		0-0-0		0-0-0		HOME		0-1-0		0-0-0		0-2-1
2-2-0		0-0-0		0-0-		AWAY		0-0-0		0-1-0		2-1-0
0-2-0		0-0-0		0-1-0		NEUTRAL		0-1-0		0-0-0		0-0-0
<hr/>												
1-1-1		0-0-0		0-0-0		CONFERENCE		0-0-0		0-0-0		1-1-1
0-1-1		0-0-0		0-0-0		HOME		0-0-0		0-0-0		0-1-1
1-0-0		0-0-0		0-0-0		AWAY		0-0-0		0-0-0		1-0-0
0-0-0		0-0-0		0-0-0		NEUTRAL		0-0-0		0-0-0		0-0-0
<hr/>												
RPI	S	Opponent	Score	RPI	S	Opponent	Score	RPI	S	Opponent	Score	
				44	N	UNCW	1 2	82	N	Appalachian St.	0 1	
								92	H	George Washington	0 2	
										142	A	Navy
											2	3
										195	H	Loyola Maryland
											0	2
										206	H	Bucknell
											1	1
										209	H	George Mason
											2	3
										222	H	Vermont
											2	3
										236	H	Albany (NY)
											1	1
										297	A	UMass Lowell
											2	0
										299	A	American
											2	1
										311	A	Delaware St.
											1	0
										322	A	Mt. St. Mary's
											0	3
<hr/>												
				LAST 10 GAMES								
				311	A	Delaware St.	1 0	222	H	Vermont	2 3	
				322	A	Mt. St. Mary's	0 3	297	A	UMass Lowell	2 0	
				195	H	Loyola Maryland	0 2	236	H	Albany (NY)	1 1	
				44	N	UNCW	1 2	92	H	George Washington	0 2	
				82	N	Appalachian St.	0 1	299	A	American	2 1	

Non-Div. I Games:

UMBC

Average RPI Win: 254		WON-LOST RECORD		WINNING PCT. RANK		LAST 10 GAMES		STRENGTH OF SCHEDULE		OPP. STRENGTH OF SCHEDULE		TEAM RPI		ADJ RPI		CONF. RPI		ADJ CONF. RPI	
DIV. I ONLY		1-10-1		.125 315		0-10-0		120		275		285		.4072 285		22		22	
DIV. I NON-CONF.		1-7-1		.16667 300		0-7-0		136		258		274		.41755 275		22		22	
TOTALS		RPI 1-25		RPI 26-50		W-L RECORDS		RPI 51-100		RPI 101-150		RPI 150+							
1-10-1		0-0-0		0-0-0		OVERALL		0-2-0		0-1-0		1-7-1							
1-3-1		0-0-0		0-0-0		HOME		0-0-0		0-0-0		1-3-1							
0-7-0		0-0-0		0-0-0		AWAY		0-2-0		0-1-0		0-4-0							
0-0-0		0-0-0		0-0-0		NEUTRAL		0-0-0		0-0-0		0-0-0							
1-7-1		0-0-0		0-0-0		NON-CONFERENCE		0-2-0		0-1-0		1-4-1							
1-2-1		0-0-0		0-0-0		HOME		0-0-0		0-0-0		1-2-1							
0-5-0		0-0-0		0-0-		AWAY		0-2-0		0-1-0		0-2-0							
0-0-0		0-0-0		0-0-0		NEUTRAL		0-0-0		0-0-0		0-0-0							
0-3-0		0-0-0		0-0-0		CONFERENCE		0-0-0		0-0-0		0-3-0							
0-1-0		0-0-0		0-0-0		HOME		0-0-0		0-0-0		0-1-0							
0-2-0		0-0-0		0-0-0		AWAY		0-0-0		0-0-0		0-2-0							
0-0-0		0-0-0		0-0-0		NEUTRAL		0-0-0		0-0-0		0-0-0							
RPI	S	Opponent		Score	RPI	S	Opponent		Score	RPI	S	Opponent		Score					
							85	A Cornell	0 1			106	A Fairleigh Dickinson	0 1					
							88	A Temple	1 4			170	A Siena	0 1					
												178	A Buffalo	0 3					
												188	A New Hampshire	0 6					
												190	H Niagara	1 2					
												198	H Hartford	0 1					
												229	H Lehigh	0 4					
												236	A Albany (NY)	1 2					
												254	H St. Bonaventure	2 1					
												308	H Canisius	0 0					
LAST 10 GAMES																			
							106	A Fairleigh Dickinson	0 1			198	H Hartford	0 1					
							88	A Temple	1 4			236	A Albany (NY)	1 2					
							178	A Buffalo	0 3			188	A New Hampshire	0 6					
							170	A Siena	0 1			85	A Cornell	0 1					
							190	H Niagara	1 2			229	H Lehigh	0 4					

Non-Div. I Games:

Binghamton

UNI

Average RPI Win: 302		WON-LOST RECORD		WINNING PCT. RANK		LAST 10 GAMES		STRENGTH OF SCHEDULE		OPP. STRENGTH OF SCHEDULE		TEAM RPI		ADJ RPI		CONF. RPI		ADJ CONF. RPI	
DIV. I ONLY		5-5-3		.5 158		4-5-1		319		289		286		.4049 286		20		20	
DIV. I NON-CONF.		4-4-3		.5 156		3-4-1		324		299		289		.39547 290		21		21	
TOTALS		RPI 1-25		RPI 26-50		W-L RECORDS		RPI 51-100		RPI 101-150		RPI 150+							
5-5-3		0-0-0		0-0-0		OVERALL		0-0-0		0-2-0		5-3-3							
5-1-0		0-0-0		0-0-0		HOME		0-0-0		0-0-0		5-1-0							
0-4-3		0-0-0		0-0-0		AWAY		0-0-0		0-2-0		0-2-3							
0-0-0		0-0-0		0-0-0		NEUTRAL		0-0-0		0-0-0		0-0-0							
4-4-3		0-0-0		0-0-0		NON-CONFERENCE		0-0-0		0-1-0		4-3-3							
4-1-0		0-0-0		0-0-0		HOME		0-0-0		0-0-0		4-1-0							
0-3-3		0-0-0		0-0-		AWAY		0-0-0		0-1-0		0-2-3							
0-0-0		0-0-0		0-0-0		NEUTRAL		0-0-0		0-0-0		0-0-0							
1-1-0		0-0-0		0-0-0		CONFERENCE		0-0-0		0-1-0		1-0-0							
1-0-0		0-0-0		0-0-0		HOME		0-0-0		0-0-0		1-0-0							
0-1-0		0-0-0		0-0-0		AWAY		0-0-0		0-1-0		0-0-0							
0-0-0		0-0-0		0-0-0		NEUTRAL		0-0-0		0-0-0		0-0-0							
RPI	S	Opponent		Score	RPI	S	Opponent		Score	RPI	S	Opponent		Score					
										144	A	Missouri St.	1	2					
										147	A	Iowa	1	2					
										180	A	South Dakota St.	0	1					
										231	H	IUPUI	2	3					
										251	A	Omaha	1	1					
										267	A	Southeast Mo. St.	3	3					
										271	A	Ill.-Chicago	0	0					
										272	H	Evansville	1	0					
										293	H	North Dakota	2	0					
										307	H	Green Bay	1	0					
										312	A	South Dakota	0	1					
										315	H	Western Ill.	3	0					
										321	H	Eastern Ill.	3	0					
LAST 10 GAMES																			
										293	H	North Dakota	2	0					
										271	A	Ill.-Chicago	0	0					
										315	H	Western Ill.	3	0					
										231	H	IUPUI	2	3					
										147	A	Iowa	1	2					
										272	H	Evansville	1	0					
										144	A	Missouri St.	1	2					
										312	A	South Dakota	0	1					
										180	A	South Dakota St.	0	1					
										321	H	Eastern Ill.	3	0					

Non-Div. I Games:

UNI

Average RPI Win: 243		WON-LOST RECORD		WINNING PCT. RANK		LAST 10 GAMES		STRENGTH OF SCHEDULE		OPP. STRENGTH OF SCHEDULE		TEAM RPI		ADJ RPI		CONF. RPI		ADJ CONF. RPI	
DIV. I ONLY		1-11-0		.08333 322		1-9-0		105		276		288		.4025 287		27		26	
DIV. I NON-CONF.		0-8-0		0 325		0-6-0		99		257		294		.39063 293		26		26	
TOTALS		RPI 1-25		RPI 26-50		W-L RECORDS		RPI 51-100		RPI 101-150		RPI 150+							
1-11-0		0-0-0		0-1-0		OVERALL		0-0-0		0-4-0		1-6-0							
1-4-0		0-0-0		0-0-0		HOME		0-0-0		0-3-0		1-1-0							
0-7-0		0-0-0		0-1-0		AWAY		0-0-0		0-1-0		0-5-0							
0-0-0		0-0-0		0-0-0		NEUTRAL		0-0-0		0-0-0		0-0-0							
0-8-0		0-0-0		0-1-0		NON-CONFERENCE		0-0-0		0-3-0		0-4-0							
0-3-0		0-0-0		0-0-0		HOME		0-0-0		0-2-0		0-1-0							
0-5-0		0-0-0		0-0-		AWAY		0-0-0		0-1-0		0-3-0							
0-0-0		0-0-0		0-0-0		NEUTRAL		0-0-0		0-0-0		0-0-0							
1-3-0		0-0-0		0-0-0		CONFERENCE		0-0-0		0-1-0		1-2-0							
1-1-0		0-0-0		0-0-0		HOME		0-0-0		0-1-0		1-0-0							
0-2-0		0-0-0		0-0-0		AWAY		0-0-0		0-0-0		0-2-0							
0-0-0		0-0-0		0-0-0		NEUTRAL		0-0-0		0-0-0		0-0-0							
RPI	S	Opponent		Score		RPI	S	Opponent		Score		RPI	S	Opponent		Score			
				40	A	Marshall	1	5				122	H	Murray St.	1	2			
												124	H	UNCG	0	2			
												134	A	ETSU	2	4			
												135	H	Kent St.	1	2			
												183	A	Western Caro.	0	3			
												189	A	Tennessee Tech	0	3			
												217	H	Cleveland St.	1	2			
												220	A	Xavier	0	4			
												243	H	Austin Peay	1	0			
												260	A	UNC Asheville	1	2			
												281	A	Morehead St.	1	4			
LAST 10 GAMES																			
				135	H	Kent St.	1	2	281	A	Morehead St.	1	4						
				220	A	Xavier	0	4	189	A	Tennessee Tech	0	3						
				40	A	Marshall	1	5	243	H	Austin Peay	1	0						
				134	A	ETSU	2	4	122	H	Murray St.	1	2						
				124	H	UNCG	0	2	217	H	Cleveland St.	1	2						

Non-Div. I Games:

Eastern Ky.





Average RPI Win: 216		WON-LOST RECORD		WINNING PCT. RANK		LAST 10 GAMES		STRENGTH OF SCHEDULE		OPP. STRENGTH OF SCHEDULE		TEAM RPI		ADJ RPI		CONF. RPI		ADJ CONF. RPI					
DIV. I ONLY		2-9-1		.20833 303		1-8-1		210		253		290		.4013 289		27		26					
DIV. I NON-CONF.		1-6-1		.1875 296		0-5-1		148		206		265		.42617 264		26		26					
TOTALS		RPI 1-25		RPI 26-50		W-L RECORDS		RPI 51-100		RPI 101-150		RPI 150+											
2-9-1		0-0-0		0-1-0		OVERALL		0-1-0		1-1-0		1-6-1											
2-3-0		0-0-0		0-0-0		HOME		0-1-0		1-1-0		1-1-0											
0-6-1		0-0-0		0-1-0		AWAY		0-0-0		0-0-0		0-5-1											
0-0-0		0-0-0		0-0-0		NEUTRAL		0-0-0		0-0-0		0-0-0											
1-6-1		0-0-0		0-1-0		NON-CONFERENCE		0-1-0		1-1-0		0-3-1											
1-2-0		0-0-0		0-0-0		HOME		0-1-0		1-1-0		0-0-0											
0-4-1		0-0-0		0-0-		AWAY		0-0-0		0-0-0		0-3-1											
0-0-0		0-0-0		0-0-0		NEUTRAL		0-0-0		0-0-0		0-0-0											
1-3-0		0-0-0		0-0-0		CONFERENCE		0-0-0		0-0-0		1-3-0											
1-1-0		0-0-0		0-0-0		HOME		0-0-0		0-0-0		1-1-0											
0-2-0		0-0-0		0-0-0		AWAY		0-0-0		0-0-0		0-2-0											
0-0-0		0-0-0		0-0-0		NEUTRAL		0-0-0		0-0-0		0-0-0											
RPI	S	Opponent		Score		RPI	S	Opponent		Score		RPI	S	Opponent		Score							
				45	A	Tennessee		0	8	77	H	Troy		1	2	111	H	Little Rock		1	0		
																		146	H	Valparaiso		1	2
																		186	A	Georgia St.		1	2
																		189	H	Tennessee Tech		0	1
																		216	A	Wright St.		0	2
																		242	A	SIUE		0	1
																		249	A	Indiana St.		1	2
																		272	A	Evansville		0	0
																		281	A	Morehead St.		0	1
																		321	H	Eastern Ill.		2	1
LAST 10 GAMES																							
				77	H	Troy		1	2	242	A	SIUE		0	1								
				186	A	Georgia St.		1	2	321	H	Eastern Ill.		2	1								
				45	A	Tennessee		0	8	281	A	Morehead St.		0	1								
				272	A	Evansville		0	0	189	H	Tennessee Tech		0	1								
				146	H	Valparaiso		1	2	216	A	Wright St.		0	2								

Non-Div. I Games:

Belmont

Average RPI Win: 292		WON-LOST RECORD	WINNING PCT. RANK		LAST 10 GAMES	STRENGTH OF SCHEDULE	OPP. STRENGTH OF SCHEDULE	TEAM RPI	ADJ RPI		CONF. RPI	ADJ CONF. RPI		
Average RPI Loss: 191														
DIV. I ONLY		2-8-2	.25	289	2-5-2	217	291	289	.39999	290	29	29		
DIV. I NON-CONF.		1-8-1	.15	301	1-5-1	173	294	293	.39037	294	28	28		
<hr/>														
TOTALS		RPI 1-25		RPI 26-50		W-L RECORDS		RPI 51-100		RPI 101-150		RPI 150+		
2-8-2		0-0-0		0-0-0		OVERALL		0-2-0		0-1-0		2-5-2		
0-2-0		0-0-0		0-0-0		HOME		0-1-0		0-0-0		0-1-0		
2-6-2		0-0-0		0-0-0		AWAY		0-1-0		0-1-0		2-4-2		
0-0-0		0-0-0		0-0-0		NEUTRAL		0-0-0		0-0-0		0-0-0		
1-8-1		0-0-0		0-0-0		NON-CONFERENCE		0-2-0		0-1-0		1-5-1		
0-2-0		0-0-0		0-0-0		HOME		0-1-0		0-0-0		0-1-0		
1-6-1		0-0-0		0-0-		AWAY		0-1-0		0-1-0		1-4-1		
0-0-0		0-0-0		0-0-0		NEUTRAL		0-0-0		0-0-0		0-0-0		
1-0-1		0-0-0		0-0-0		CONFERENCE		0-0-0		0-0-0		1-0-1		
0-0-0		0-0-0		0-0-0		HOME		0-0-0		0-0-0		0-0-0		
1-0-1		0-0-0		0-0-0		AWAY		0-0-0		0-0-0		1-0-1		
0-0-0		0-0-0		0-0-0		NEUTRAL		0-0-0		0-0-0		0-0-0		
RPI	S	Opponent	Score		RPI	S	Opponent	Score		RPI	S	Opponent	Score	
							81 H Ball St.	0	3	150 A Saint Louis		0	5	
							89 A Butler	1	2	157 H Western Mich.		0	3	
										218 A Northern Ky.		1	3	
										231 A IUPUI		2	2	
										233 A Bowling Green		0	3	
										235 A Detroit		0	0	
										268 A Robert Morris		3	2	
										276 A Youngstown St.		1	2	
										315 A Western Ill.		1	0	
										321 A Eastern Ill.		1	3	

Average RPI Win:	0	WON-LOST	WINNING	LAST 10	STRENGTH OF	OPP. STRENGTH	TEAM	ADJ	CONF.	ADJ CONF.	
Average RPI Loss:	162	RECORD	PCT. RANK	GAMES	SCHEDULE	OF SCHEDULE	RPI	RPI	RPI	RPI	
DIV. I ONLY	0-11-1	.04167	328	0-8-1	87	269	292	.39965	291	21	21
DIV. I NON-CONF.	0-7-1	.0625	320	0-4-1	134	235	291	.39725	288	20	20
<hr/>											
TOTALS	RPI 1-25	RPI 26-50		W-L RECORDS	RPI 51-100		RPI 101-150		RPI 150+		
0-11-1	0-0-0	0-1-0		OVERALL	0-0-0		0-3-0		0-7-1		
0-4-1	0-0-0	0-1-0		HOME	0-0-0		0-2-0		0-1-1		
0-7-0	0-0-0	0-0-0		AWAY	0-0-0		0-1-0		0-6-0		
0-0-0	0-0-0	0-0-0		NEUTRAL	0-0-0		0-0-0		0-0-0		
<hr/>											
0-7-1	0-0-0	0-1-0		NON-CONFERENCE	0-0-0		0-2-0		0-4-1		
0-2-1	0-0-0	0-1-0		HOME	0-0-0		0-1-0		0-0-1		
0-5-0	0-0-0	0-0-		AWAY	0-0-0		0-1-0		0-4-0		
0-0-0	0-0-0	0-0-0		NEUTRAL	0-0-0		0-0-0		0-0-0		
<hr/>											
0-4-0	0-0-0	0-0-0		CONFERENCE	0-0-0		0-1-0		0-3-0		
0-2-0	0-0-0	0-0-0		HOME	0-0-0		0-1-0		0-1-0		
0-2-0	0-0-0	0-0-0		AWAY	0-0-0		0-0-0		0-2-0		
0-0-0	0-0-0	0-0-0		NEUTRAL	0-0-0		0-0-0		0-0-0		
<hr/>											
RPI S	Opponent	Score	RPI S	Opponent	Score	RPI S	Opponent	Score	RPI S	Opponent	Score
			42 H	Cal St. Fullerton	2 4				104 H	Eastern Wash.	2 3
									127 A	Utah St.	3 5
									144 H	Missouri St.	1 2
									155 A	New Mexico	1 4
									166 H	Idaho	1 2
									172 A	Northern Colo.	0 3
									173 A	Utah Valley	1 5
									176 A	UC Irvine	1 3
									199 H	Boise St.	1 1
									230 A	Wyoming	0 3
									293 A	North Dakota	2 3
<hr/>											
LAST 10 GAMES											
			230 A	Wyoming	0 3				293 A	North Dakota	2 3
			127 A	Utah St.	3 5				172 A	Northern Colo.	0 3
			173 A	Utah Valley	1 5				104 H	Eastern Wash.	2 3
			199 H	Boise St.	1 1				166 H	Idaho	1 2
			155 A	New Mexico	1 4				42 H	Cal St. Fullerton	2 4

Non-Div. I Games: Westminster (UT) 2 1

Idaho St.

Average RPI Win: 304		WON-LOST	WINNING	LAST 10	STRENGTH OF		OPP. STRENGTH	TEAM	ADJ	CONF.	ADJ CONF.
Average RPI Loss: 197		RECORD	PCT. RANK	GAMES	SCHEDULE		OF SCHEDULE	RPI	RPI	RPI	RPI
DIV. I ONLY		5-4-1	.55	131	5-3-1		326	322	291	.39922	292
DIV. I NON-CONF.		2-3-1	.41667	219	2-2-1		286	268	272	.41897	271
TOTALS		RPI 1-25	RPI 26-50		W-L RECORDS		RPI 51-100		RPI 101-150		RPI 150+
5-4-1	0-0-0	0-0-0		OVERALL		0-0-0		0-1-0		5-3-1	
4-2-0	0-0-0	0-0-0		HOME		0-0-0		0-0-0		4-2-0	
1-2-1	0-0-0	0-0-0		AWAY		0-0-0		0-1-0		1-1-1	
0-0-0	0-0-0	0-0-0		NEUTRAL		0-0-0		0-0-0		0-0-0	
2-3-1	0-0-0	0-0-0		NON-CONFERENCE		0-0-0		0-1-0		2-2-1	
1-1-0	0-0-0	0-0-0		HOME		0-0-0		0-0-0		1-1-0	
1-2-1	0-0-0	0-0-		AWAY		0-0-0		0-1-0		1-1-1	
0-0-0	0-0-0	0-0-0		NEUTRAL		0-0-0		0-0-0		0-0-0	
3-1-0	0-0-0	0-0-0		CONFERENCE		0-0-0		0-0-0		3-1-0	
3-1-0	0-0-0	0-0-0		HOME		0-0-0		0-0-0		3-1-0	
0-0-0	0-0-0	0-0-0		AWAY		0-0-0		0-0-0		0-0-0	
0-0-0	0-0-0	0-0-0		NEUTRAL		0-0-0		0-0-0		0-0-0	
RPI S	Opponent	Score	RPI S	Opponent	Score	RPI S	Opponent	Score	RPI S	Opponent	Score
									128 A	Texas St.	0 2
									167 H	Sam Houston St.	0 4
									210 A	McNeese St.	0 5
									269 H	New Mexico St.	4 1
									277 A	Incarnate Word	3 2
									282 H	Mississippi Val.	1 6
									314 H	Ark.-Pine Bluff	2 0
									323 A	UTRGV	2 2
									329 H	Grambling	8 1
									332 H	Alcorn	10 0
LAST 10 GAMES											
			269 H	New Mexico St.	4 1		332 H	Alcorn	10 0		
			167 H	Sam Houston St.	0 4		282 H	Mississippi Val.	1 6		
			128 A	Texas St.	0 2		329 H	Grambling	8 1		
			277 A	Incarnate Word	3 2		314 H	Ark.-Pine Bluff	2 0		
			323 A	UTRGV	2 2		210 A	McNeese St.	0 5		

Non-Div. I Games: St. Thomas (TX) 1 0

Prairie View

Average RPI Win: 278		WON-LOST RECORD		WINNING PCT. RANK		LAST 10 GAMES		STRENGTH OF SCHEDULE		OPP. STRENGTH OF SCHEDULE		TEAM RPI		ADJ RPI		CONF. RPI		ADJ CONF. RPI	
DIV. I ONLY		4-6-1		.40909 215		4-5-1		316		208		293		.39533 293		21		21	
DIV. I NON-CONF.		2-5-1		.3125 254		2-4-1		294		273		298		.38125 298		20		20	
TOTALS		RPI 1-25		RPI 26-50		W-L RECORDS		RPI 51-100		RPI 101-150		RPI 150+							
4-6-1		0-1-0		0-0-0		OVERALL		0-0-0		0-0-0		4-5-1							
3-2-1		0-0-0		0-0-0		HOME		0-0-0		0-0-0		3-2-1							
1-4-0		0-1-0		0-0-0		AWAY		0-0-0		0-0-0		1-3-0							
0-0-0		0-0-0		0-0-0		NEUTRAL		0-0-0		0-0-0		0-0-0							
2-5-1		0-1-0		0-0-0		NON-CONFERENCE		0-0-0		0-0-0		2-4-1							
1-1-1		0-0-0		0-0-0		HOME		0-0-0		0-0-0		1-1-1							
1-4-0		0-1-0		0-0-		AWAY		0-0-0		0-0-0		1-3-0							
0-0-0		0-0-0		0-0-0		NEUTRAL		0-0-0		0-0-0		0-0-0							
2-1-0		0-0-0		0-0-0		CONFERENCE		0-0-0		0-0-0		2-1-0							
2-1-0		0-0-0		0-0-0		HOME		0-0-0		0-0-0		2-1-0							
0-0-0		0-0-0		0-0-0		AWAY		0-0-0		0-0-0		0-0-0							
0-0-0		0-0-0		0-0-0		NEUTRAL		0-0-0		0-0-0		0-0-0							
RPI	S	Opponent		Score		RPI	S	Opponent		Score		RPI	S	Opponent		Score			
24	A	Northwestern		0 2								159	H	Weber St.		2 3			
												162	A	North Dakota St.		0 1			
												180	A	South Dakota St.		0 1			
												197	H	Montana		2 1			
												251	H	Omaha		1 1			
												286	A	UNI		0 2			
												291	H	Idaho St.		3 2			
												307	H	Green Bay		1 2			
												310	A	Northern Ill.		2 1			
												312	H	South Dakota		4 0			
LAST 10 GAMES																			
286	A	UNI		0 2		291	H	Idaho St.		3 2									
162	A	North Dakota St.		0 1		159	H	Weber St.		2 3									
251	H	Omaha		1 1		197	H	Montana		2 1									
307	H	Green Bay		1 2		180	A	South Dakota St.		0 1									
312	H	South Dakota		4 0		310	A	Northern Ill.		2 1									

Average RPI Win: 315		WON-LOST RECORD		WINNING PCT. RANK		LAST 10 GAMES		STRENGTH OF SCHEDULE		OPP. STRENGTH OF SCHEDULE		TEAM RPI		ADJ RPI		CONF. RPI		ADJ CONF. RPI			
Average RPI Loss: 188																					
DIV. I ONLY		2-7-3		.29167 281		2-6-2		292		229		298		.39148 294		24		24			
DIV. I NON-CONF.		2-4-1		.35714 245		2-3-0		248		261		264		.42714 263		24		24			
TOTALS		RPI 1-25		RPI 26-50		W-L RECORDS		RPI 51-100		RPI 101-150		RPI 150+									
2-7-3		0-0-0		0-1-0		OVERALL		0-0-1		0-1-0		2-5-2									
1-2-0		0-0-0		0-0-0		HOME		0-0-0		0-0-0		1-2-0									
1-5-3		0-0-0		0-1-0		AWAY		0-0-1		0-1-0		1-3-2									
0-0-0		0-0-0		0-0-0		NEUTRAL		0-0-0		0-0-0		0-0-0									
2-4-1		0-0-0		0-1-0		NON-CONFERENCE		0-0-1		0-1-0		2-2-0									
1-0-0		0-0-0		0-0-0		HOME		0-0-0		0-0-0		1-0-0									
1-4-1		0-0-0		0-0-		AWAY		0-0-1		0-1-0		1-2-0									
0-0-0		0-0-0		0-0-0		NEUTRAL		0-0-0		0-0-0		0-0-0									
0-3-2		0-0-0		0-0-0		CONFERENCE		0-0-0		0-0-0		0-3-2									
0-2-0		0-0-0		0-0-0		HOME		0-0-0		0-0-0		0-2-0									
0-1-2		0-0-0		0-0-0		AWAY		0-0-0		0-0-0		0-1-2									
0-0-0		0-0-0		0-0-0		NEUTRAL		0-0-0		0-0-0		0-0-0									
RPI	S	Opponent		Score		RPI	S	Opponent		Score		RPI	S	Opponent		Score					
						34	A	Texas A&M		0 3		53	A	LSU		1 1					
												131	A	SMU		0 3					
												187	A	Stephen F. Austin		1 1					
												201	A	Abilene Christian		0 2					
												210	H	McNeese St.		1 2					
												226	A	La.-Lafayette		0 1					
												245	A	La.-Monroe		1 2					
												266	H	Lamar		1 3					
												277	A	Incarnate Word		0 0					
												298	A	Jackson St.		4 0					
												332	H	Alcorn		10 0					
						LAST 10 GAMES															
						187	A	Stephen F. Austin		1 1		277	A	Incarnate Word		0 0					
						131	A	SMU		0 3		201	A	Abilene Christian		0 2					
						332	H	Alcorn		10 0		210	H	McNeese St.		1 2					
						226	A	La.-Lafayette		0 1		266	H	Lamar		1 3					
						245	A	La.-Monroe		1 2		298	A	Jackson St.		4 0					

Average RPI Win:	323	WON-LOST	WINNING	LAST 10	STRENGTH OF	OPP. STRENGTH	TEAM	ADJ	CONF.	ADJ CONF.		
Average RPI Loss:	146	RECORD	PCT. RANK	GAMES	SCHEDULE	OF SCHEDULE	RPI	RPI	RPI	RPI		
DIV. I ONLY		3-9-0	.25	289	2-8-0	272	231	295	.39073	295	30	30
DIV. I NON-CONF.		3-7-0	.3	257	2-6-0	263	246	281	.40583	280	30	30
<hr/>												
TOTALS	RPI 1-25	RPI 26-50		W-L RECORDS		RPI 51-100		RPI 101-150		RPI 150+		
3-9-0	0-1-0	0-0-0		OVERALL		0-2-0		0-3-0		3-3-0		
1-2-0	0-0-0	0-0-0		HOME		0-0-0		0-0-0		1-2-0		
2-6-0	0-1-0	0-0-0		AWAY		0-2-0		0-2-0		2-1-0		
0-1-0	0-0-0	0-0-0		NEUTRAL		0-0-0		0-1-0		0-0-0		
<hr/>												
3-7-0	0-1-0	0-0-0		NON-CONFERENCE		0-1-0		0-3-0		3-2-0		
1-1-0	0-0-0	0-0-0		HOME		0-0-0		0-0-0		1-1-0		
2-5-0	0-1-0	0-0-		AWAY		0-1-0		0-2-0		2-1-0		
0-1-0	0-0-0	0-0-0		NEUTRAL		0-0-0		0-1-0		0-0-0		
<hr/>												
0-2-0	0-0-0	0-0-0		CONFERENCE		0-1-0		0-0-0		0-1-0		
0-1-0	0-0-0	0-0-0		HOME		0-0-0		0-0-0		0-1-0		
0-1-0	0-0-0	0-0-0		AWAY		0-1-0		0-0-0		0-0-0		
0-0-0	0-0-0	0-0-0		NEUTRAL		0-0-0		0-0-0		0-0-0		
<hr/>												
RPI	S	Opponent	Score	RPI	S	Opponent	Score	RPI	S	Opponent	Score	
9	A	South Fla.	0 5					91	A	Fordham	1 2	
								97	A	Central Conn. St.	1 5	
								120	A	Maine	1 2	
								130	N	FGCU	0 7	
								136	A	Saint Joseph's	0 2	
								170	H	Siena	1 2	
								265	H	Saint Francis (PA)	1 2	
								299	A	American	0 2	
								319	A	NJIT	2 1	
								320	A	Iona	2 0	
								330	H	Saint Peter's	5 2	
<hr/>												
LAST 10 GAMES												
120	A	Maine	1 2	97	A	Central Conn. St.	1 5					
91	A	Fordham	1 2	265	H	Saint Francis (PA)	1 2					
170	H	Siena	1 2	319	A	NJIT	2 1					
299	A	American	0 2	136	A	Saint Joseph's	0 2					
330	H	Saint Peter's	5 2	130	N	FGCU	0 7					

**Non-Div. I Games:**

LIU Brooklyn

Average RPI Win:	289	WON-LOST	WINNING	LAST 10	STRENGTH OF	OPP. STRENGTH	TEAM	ADJ	CONF.	ADJ CONF.	
Average RPI Loss:	175	RECORD	PCT. RANK	GAMES	SCHEDULE	OF SCHEDULE	RPI	RPI	RPI	RPI	
DIV. I ONLY	3-8-0	.27273	285	3-7-0	287	243	300	.39016	296	30	30
DIV. I NON-CONF.	3-6-0	.33333	249	3-5-0	282	245	282	.4058	281	30	30
<hr/>											
TOTALS	RPI 1-25	RPI 26-50		W-L RECORDS		RPI 51-100		RPI 101-150		RPI 150+	
3-8-0	0-0-0	0-0-0		OVERALL		0-1-0		0-2-0		3-5-0	
2-2-0	0-0-0	0-0-0		HOME		0-0-0		0-2-0		2-0-0	
1-6-0	0-0-0	0-0-0		AWAY		0-1-0		0-0-0		1-5-0	
0-0-0	0-0-0	0-0-0		NEUTRAL		0-0-0		0-0-0		0-0-0	
3-6-0	0-0-0	0-0-0		NON-CONFERENCE		0-1-0		0-1-0		3-4-0	
2-1-0	0-0-0	0-0-0		HOME		0-0-0		0-1-0		2-0-0	
1-5-0	0-0-0	0-0-		AWAY		0-1-0		0-0-0		1-4-0	
0-0-0	0-0-0	0-0-0		NEUTRAL		0-0-0		0-0-0		0-0-0	
0-2-0	0-0-0	0-0-0		CONFERENCE		0-0-0		0-1-0		0-1-0	
0-1-0	0-0-0	0-0-0		HOME		0-0-0		0-1-0		0-0-0	
0-1-0	0-0-0	0-0-0		AWAY		0-0-0		0-0-0		0-1-0	
0-0-0	0-0-0	0-0-0		NEUTRAL		0-0-0		0-0-0		0-0-0	
RPI	S	Opponent	Score	RPI	S	Opponent	Score	RPI	S	Opponent	Score
	</										

Non-Div. I Games:

Sacred Heart



Average RPI Win: 288		WON-LOST	WINNING	LAST 10	STRENGTH OF		OPP. STRENGTH	TEAM	ADJ	CONF.	ADJ CONF.						
Average RPI Loss: 183		RECORD	PCT. RANK	GAMES	SCHEDULE		OF SCHEDULE	RPI	RPI	RPI	RPI						
DIV. I ONLY		3-9-0	.25	289	3-7-0		262	251	294	.38995	297	22	22				
DIV. I NON-CONF.		3-7-0	.3	257	3-5-0		255	263	280	.40493	283	22	22				
TOTALS		RPI 1-25	RPI 26-50		W-L RECORDS		RPI 51-100		RPI 101-150		RPI 150+						
3-9-0		0-0-0	0-1-0		OVERALL		0-2-0		0-1-0		3-5-0						
1-5-0		0-0-0	0-1-0		HOME		0-0-0		0-0-0		1-4-0						
2-4-0		0-0-0	0-0-0		AWAY		0-2-0		0-1-0		2-1-0						
0-0-0		0-0-0	0-0-0		NEUTRAL		0-0-0		0-0-0		0-0-0						
3-7-0		0-0-0	0-1-0		NON-CONFERENCE		0-2-0		0-0-0		3-4-0						
1-4-0		0-0-0	0-1-0		HOME		0-0-0		0-0-0		1-3-0						
2-3-0		0-0-0	0-0-		AWAY		0-2-0		0-0-0		2-1-0						
0-0-0		0-0-0	0-0-0		NEUTRAL		0-0-0		0-0-0		0-0-0						
0-2-0		0-0-0	0-0-0		CONFERENCE		0-0-0		0-1-0		0-1-0						
0-1-0		0-0-0	0-0-0		HOME		0-0-0		0-0-0		0-1-0						
0-1-0		0-0-0	0-0-0		AWAY		0-0-0		0-1-0		0-0-0						
0-0-0		0-0-0	0-0-0		NEUTRAL		0-0-0		0-0-0		0-0-0						
RPI	S	Opponent	Score		RPI	S	Opponent	Score		RPI	S	Opponent	Score				
			38	H	Northeastern	1	6	72	A	Dartmouth	1	4	120	A	Maine	0	1
								97	A	Central Conn. St.	0	4	219	H	Lafayette	0	1
													240	H	Quinnipiac	3	1
													247	H	Rhode Island	3	4
													257	A	Holy Cross	2	4
													284	H	UMBC	0	2
													300	A	Bryant	2	0
													311	H	Delaware St.	1	2
													324	A	Wagner	1	0
LAST 10 GAMES																	
			97	A	Central Conn. St.	0	4	120	A	Maine	0	1					
			300	A	Bryant	2	0	284	H	UMBC	0	2					
			324	A	Wagner	1	0	240	H	Quinnipiac	3	1					
			219	H	Lafayette	0	1	72	A	Dartmouth	1	4					
			257	A	Holy Cross	2	4	311	H	Delaware St.	1	2					

Non-Div. I Games:

UMass Lowell

Average RPI Win:		318	WON-LOST RECORD		WINNING PCT. RANK		LAST 10 GAMES		STRENGTH OF SCHEDULE		OPP. STRENGTH OF SCHEDULE		TEAM RPI		ADJ RPI		CONF. RPI		ADJ CONF. RPI	
DIV. I ONLY			2-4-2		.375 232		2-3-1		288		330		296		.38854 298		31		31	
DIV. I NON-CONF.			0-4-1		.1 315		0-3-0		239		317		315		.35175 315		31		31	
TOTALS		RPI 1-25		RPI 26-50		W-L RECORDS		RPI 51-100		RPI 101-150		RPI 150+								
2-4-2		0-0-0		0-0-0		OVERALL		0-0-0		0-0-0		2-4-2								
1-3-2		0-0-0		0-0-0		HOME		0-0-0		0-0-0		1-3-2								
1-1-0		0-0-0		0-0-0		AWAY		0-0-0		0-0-0		1-1-0								
0-0-0		0-0-0		0-0-0		NEUTRAL		0-0-0		0-0-0		0-0-0								
0-4-1		0-0-0		0-0-0		NON-CONFERENCE		0-0-0		0-0-0		0-4-1								
0-3-1		0-0-0		0-0-0		HOME		0-0-0		0-0-0		0-3-1								
0-1-0		0-0-0		0-0-		AWAY		0-0-0		0-0-0		0-1-0								
0-0-0		0-0-0		0-0-0		NEUTRAL		0-0-0		0-0-0		0-0-0								
2-0-1		0-0-0		0-0-0		CONFERENCE		0-0-0		0-0-0		2-0-1								
1-0-1		0-0-0		0-0-0		HOME		0-0-0		0-0-0		1-0-1								
1-0-0		0-0-0		0-0-0		AWAY		0-0-0		0-0-0		1-0-0								
0-0-0		0-0-0		0-0-0		NEUTRAL		0-0-0		0-0-0		0-0-0								
RPI	S	Opponent	Score	RPI	S	Opponent	Score	RPI	S	Opponent	Score	RPI	S	Opponent	Score					
												196	A	Southeastern La.	0 2					
												205	H	Louisiana Tech	0 2					
												214	H	Jacksonville St.	0 1					
												280	H	Southern Miss.	1 1					
												282	H	Mississippi Val.	2 2					
												294	H	Northwestern St.	0 4					
												304	A	Howard	4 3					
												332	H	Alcorn	5 0					
				LAST 10 GAMES																
				214	H	Jacksonville St.	0 1	304	A	Howard	4 3									
				294	H	Northwestern St.	0 4	282	H	Mississippi Val.	2 2									
				280	H	Southern Miss.	1 1	332	H	Alcorn	5 0									
				196	A	Southeastern La.	0 2	205	H	Louisiana Tech	0 2									
Non-Div. I Games:		LSU-Alexandria		3	1	Mississippi Col.		0	2	AUM		4	1	Tex. A&M-Texarkana		1	0			
Jackson St.																				

American

American					Through Games Of Sunday, October 4, 2015							
Average RPI Win:	287	WON-LOST RECORD	WINNING PCT. RANK	LAST 10 GAMES	STRENGTH OF SCHEDULE	OPP. STRENGTH OF SCHEDULE	TEAM RPI	ADJ RPI	CONF. RPI	ADJ CONF. RPI		
DIV. I ONLY		4-7-1	.375	232	4-5-1	313	238	297	.387	299	18	18
DIV. I NON-CONF.		3-5-0	.375	236	3-3-0	325	291	306	.35926	305	17	17
<hr/>												
TOTALS	RPI 1-25	RPI 26-50		W-L RECORDS		RPI 51-100		RPI 101-150		RPI 150+		
4-7-1	0-0-0	0-0-0		OVERALL		0-0-1		0-1-0		4-6-0		
2-2-1	0-0-0	0-0-0		HOME		0-0-1		0-0-0		2-2-0		
2-5-0	0-0-0	0-0-0		AWAY		0-0-0		0-1-0		2-4-0		
0-0-0	0-0-0	0-0-0		NEUTRAL		0-0-0		0-0-0		0-0-0		
3-5-0	0-0-0	0-0-0		NON-CONFERENCE		0-0-0		0-1-0		3-4-0		
1-2-0	0-0-0	0-0-0		HOME		0-0-0		0-0-0		1-2-0		
2-3-0	0-0-0	0-0-		AWAY		0-0-0		0-1-0		2-2-0		
0-0-0	0-0-0	0-0-0		NEUTRAL		0-0-0		0-0-0		0-0-0		
1-2-1	0-0-0	0-0-0		CONFERENCE		0-0-1		0-0-0		1-2-0		
1-0-1	0-0-0	0-0-0		HOME		0-0-1		0-0-0		1-0-0		
0-2-0	0-0-0	0-0-0		AWAY		0-0-0		0-0-0		0-2-0		
0-0-0	0-0-0	0-0-0		NEUTRAL		0-0-0		0-0-0		0-0-0		
RPI	S	Opponent	Score	RPI	S	Opponent	Score	RPI	S	Opponent	Score	
								83	H	Boston U.	1 1	
								143	A	Longwood	0 2	
								151	A	Richmond	0 2	
								152	A	Colgate	1 3	
								195	A	Loyola Maryland	1 2	
								209	H	George Mason	0 3	
								219	H	Lafayette	2 1	
								284	H	UMBC	1 2	
								295	H	LIU Brooklyn	2 0	
								304	A	Howard	1 2	
								311	A	Delaware St.	1 0	
								322	A	Mt. St. Mary's	2 1	
<hr/>												
LAST 10 GAMES												
				219	H	Lafayette	2 1	195	A	Loyola Maryland	1 2	
				295	H	LIU Brooklyn	2 0	83	H	Boston U.	1 1	
				151	A	Richmond	0 2	152	A	Colgate	1 3	
				284	H	UMBC	1 2	311	A	Delaware St.	1 0	
				322	A	Mt. St. Mary's	2 1	304	A	Howard	1 2	

American

Non-Div. I Games:

American

Average RPI Win: 291		WON-LOST RECORD	WINNING PCT. RANK		LAST 10 GAMES	STRENGTH OF SCHEDULE	OPP. STRENGTH OF SCHEDULE	TEAM RPI	ADJ RPI		CONF. RPI	ADJ CONF. RPI	
Average RPI Loss: 198													
DIV. I ONLY		3-8-1	.29167	281	3-6-1	289	264	299	.38639	300	30	30	
DIV. I NON-CONF.		1-8-1	.15	301	1-6-1	247	252	300	.37209	300	30	30	
<hr/>													
TOTALS		RPI 1-25		RPI 26-50		W-L RECORDS		RPI 51-100		RPI 101-150		RPI 150+	
3-8-1		0-0-0		0-0-0		OVERALL		0-1-0		0-1-0		3-6-1	
2-2-0		0-0-0		0-0-0		HOME		0-0-0		0-0-0		2-2-0	
1-6-1		0-0-0		0-0-0		AWAY		0-1-0		0-1-0		1-4-1	
0-0-0		0-0-0		0-0-0		NEUTRAL		0-0-0		0-0-0		0-0-0	
<hr/>													
1-8-1		0-0-0		0-0-0		NON-CONFERENCE		0-1-0		0-1-0		1-6-1	
0-2-0		0-0-0		0-0-0		HOME		0-0-0		0-0-0		0-2-0	
1-6-1		0-0-0		0-0-		AWAY		0-1-0		0-1-0		1-4-1	
0-0-0		0-0-0		0-0-0		NEUTRAL		0-0-0		0-0-0		0-0-0	
<hr/>													
2-0-0		0-0-0		0-0-0		CONFERENCE		0-0-0		0-0-0		2-0-0	
2-0-0		0-0-0		0-0-0		HOME		0-0-0		0-0-0		2-0-0	
0-0-0		0-0-0		0-0-0		AWAY		0-0-0		0-0-0		0-0-0	
0-0-0		0-0-0		0-0-0		NEUTRAL		0-0-0		0-0-0		0-0-0	
<hr/>													
RPI	S	Opponent	Score	RPI	S	Opponent	Score	RPI	S	Opponent	Score		
								93	A	Providence	0	1	
								135	A	Kent St.	0	6	
								154	A	Brown	0	0	
								156	A	Massachusetts	0	3	
								198	A	Hartford	0	5	
								202	A	Akron	0	4	
								247	H	Rhode Island	2	4	
								252	A	Fairfield	3	1	
								257	A	Holy Cross	0	1	
								296	H	Sacred Heart	1	0	
								297	H	UMass Lowell	0	2	
								324	H	Wagner	2	1	
<hr/>													
				LAST 10 GAMES									
				324	H	Wagner	2	1	296	H	Sacred Heart	1	0
				156	A	Massachusetts	0	3	154	A	Brown	0	0
				252	A	Fairfield	3	1	257	A	Holy Cross	0	1
				247	H	Rhode Island	2	4	297	H	UMass Lowell	0	2
				93	A	Providence	0	1	198	A	Hartford	0	5

Non-Div. I Games:

Bryant

Average RPI Win: 298		WON-LOST RECORD		WINNING PCT. RANK		LAST 10 GAMES		STRENGTH OF SCHEDULE		OPP. STRENGTH OF SCHEDULE		TEAM RPI		ADJ RPI		CONF. RPI		ADJ CONF. RPI	
DIV. I ONLY		2-8-2		.25 289		2-6-2		268		281		301		.38548 301		19		19	
DIV. I NON-CONF.		2-6-1		.27778 268		2-4-1		277		290		297		.384 296		18		18	
TOTALS		RPI 1-25		RPI 26-50		W-L RECORDS		RPI 51-100		RPI 101-150		RPI 150+							
2-8-2		0-0-0		0-0-0		OVERALL		0-0-0		0-3-0		2-5-2							
1-3-1		0-0-0		0-0-0		HOME		0-0-0		0-2-0		1-1-1							
1-4-1		0-0-0		0-0-0		AWAY		0-0-0		0-1-0		1-3-1							
0-1-0		0-0-0		0-0-0		NEUTRAL		0-0-0		0-0-0		0-1-0							
2-6-1		0-0-0		0-0-0		NON-CONFERENCE		0-0-0		0-2-0		2-4-1							
1-2-0		0-0-0		0-0-0		HOME		0-0-0		0-1-0		1-1-0							
1-3-1		0-0-0		0-0-		AWAY		0-0-0		0-1-0		1-2-1							
0-1-0		0-0-0		0-0-0		NEUTRAL		0-0-0		0-0-0		0-1-0							
0-2-1		0-0-0		0-0-0		CONFERENCE		0-0-0		0-1-0		0-1-1							
0-1-1		0-0-0		0-0-0		HOME		0-0-0		0-1-0		0-0-1							
0-1-0		0-0-0		0-0-0		AWAY		0-0-0		0-0-0		0-1-0							
0-0-0		0-0-0		0-0-0		NEUTRAL		0-0-0		0-0-0		0-0-0							
RPI	S	Opponent		Score	RPI	S	Opponent		Score	RPI	S	Opponent		Score					
										105	A	Lipscomb	0	3					
										117	H	Elon	0	2					
										126	H	Furman	0	1					
										189	A	Tennessee Tech	1	1					
										193	A	Mercer	1	6					
										243	H	Austin Peay	0	1					
										250	A	Kennesaw St.	0	1					
										256	H	Wofford	2	2					
										260	N	UNC Asheville	2	3					
										264	A	Gardner-Webb	1	2					
										270	H	UAB	2	1					
										325	A	Alabama A&M	4	0					
LAST 10 GAMES																			
										193	A	Mercer	1	6	126	H	Furman	0	1
										264	A	Gardner-Webb	1	2	256	H	Wofford	2	2
										325	A	Alabama A&M	4	0	189	A	Tennessee Tech	1	1
										105	A	Lipscomb	0	3	270	H	UAB	2	1
										117	H	Elon	0	2	260	N	UNC Asheville	2	3

Non-Div. I Games:

Chattanooga

Average RPI Win:	307	WON-LOST	WINNING	LAST 10	STRENGTH OF	OPP. STRENGTH	TEAM	ADJ	CONF.	ADJ CONF.		
Average RPI Loss:	204	RECORD	PCT. RANK	GAMES	SCHEDULE	OF SCHEDULE	RPI	RPI	RPI	RPI		
DIV. I ONLY		4-8-0	.33333	257	3-7-0	295	314	302	.37976	302	19	19
DIV. I NON-CONF.		4-5-0	.44444	193	3-4-0	311	325	292	.39113	292	18	18
<hr/>												
TOTALS	RPI 1-25	RPI 26-50		W-L RECORDS		RPI 51-100		RPI 101-150		RPI 150+		
4-8-0	0-0-0	0-0-0		OVERALL		0-0-0		0-3-0		4-5-0		
3-4-0	0-0-0	0-0-0		HOME		0-0-0		0-2-0		3-2-0		
0-4-0	0-0-0	0-0-0		AWAY		0-0-0		0-1-0		0-3-0		
1-0-0	0-0-0	0-0-0		NEUTRAL		0-0-0		0-0-0		1-0-0		
4-5-0	0-0-0	0-0-0		NON-CONFERENCE		0-0-0		0-2-0		4-3-0		
3-2-0	0-0-0	0-0-0		HOME		0-0-0		0-1-0		3-1-0		
0-3-0	0-0-0	0-0-		AWAY		0-0-0		0-1-0		0-2-0		
1-0-0	0-0-0	0-0-0		NEUTRAL		0-0-0		0-0-0		1-0-0		
0-3-0	0-0-0	0-0-0		CONFERENCE		0-0-0		0-1-0		0-2-0		
0-2-0	0-0-0	0-0-0		HOME		0-0-0		0-1-0		0-1-0		
0-1-0	0-0-0	0-0-0		AWAY		0-0-0		0-0-0		0-1-0		
0-0-0	0-0-0	0-0-0		NEUTRAL		0-0-0		0-0-0		0-0-0		
RPI	S	Opponent	Score	RPI	S	Opponent	Score	RPI	S	Opponent	Score	
</												

Non-Div. I Games:

VMI

Average RPI Win:	196	WON-LOST	WINNING	LAST 10	STRENGTH OF	OPP. STRENGTH	TEAM	ADJ	CONF.	ADJ CONF.	
Average RPI Loss:	191	RECORD	PCT. RANK	GAMES	SCHEDULE	OF SCHEDULE	RPI	RPI	RPI	RPI	
DIV. I ONLY	1-8-2	.18182	309	1-7-2	243	271	303	.37938	303	24	24
DIV. I NON-CONF.	0-5-1	.08333	319	0-4-1	275	249	321	.34385	319	24	24
<hr/>											
TOTALS	RPI 1-25	RPI 26-50		W-L RECORDS	RPI 51-100		RPI 101-150		RPI 150+		
1-8-2	0-0-0	0-0-0		OVERALL	0-0-0		0-2-0		1-6-2		
1-3-1	0-0-0	0-0-0		HOME	0-0-0		0-2-0		1-1-1		
0-4-1	0-0-0	0-0-0		AWAY	0-0-0		0-0-0		0-4-1		
0-1-0	0-0-0	0-0-0		NEUTRAL	0-0-0		0-0-0		0-1-0		
0-5-1	0-0-0	0-0-0		NON-CONFERENCE	0-0-0		0-2-0		0-3-1		
0-2-1	0-0-0	0-0-0		HOME	0-0-0		0-2-0		0-0-1		
0-2-0	0-0-0	0-0-		AWAY	0-0-0		0-0-0		0-2-0		
0-1-0	0-0-0	0-0-0		NEUTRAL	0-0-0		0-0-0		0-1-0		
1-3-1	0-0-0	0-0-0		CONFERENCE	0-0-0		0-0-0		1-3-1		
1-1-0	0-0-0	0-0-0		HOME	0-0-0		0-0-0		1-1-0		
0-2-1	0-0-0	0-0-0		AWAY	0-0-0		0-0-0		0-2-1		
0-0-0	0-0-0	0-0-0		NEUTRAL	0-0-0		0-0-0		0-0-0		
RPI	S	Opponent	Score	RPI	S	Opponent	Score	RPI	S	Opponent	Score
								109	H	Rice	0 2
								128	H	Texas St.	1 3
								167	A	Sam Houston St.	0 1
								184	A	UNLV	0 1
								187	A	Stephen F. Austin	0 3
								194	A	Houston	0 4
								196	H	Southeastern La.	2 1
								201	A	Abilene Christian	1 1
								244	N	Southern Utah	1 3
								318	H	Nicholls St.	1 2
								323	H	UTRGV	2 2
LAST 10 GAMES											
								196	H	Southeastern La.	2 1
								323	H	UTRGV	2 2
								128	H	Texas St.	1 3
								109	H	Rice	0 2
								244	N	Southern Utah	1 3
								318	H	Nicholls St.	1 2
								167	A	Sam Houston St.	0 1
								187	A	Stephen F. Austin	0 3
								201	A	Abilene Christian	1 1
								194	A	Houston	0 4

Non-Div. I Games:

A&amp;M-Corpus Christi

Average RPI Win: 313		WON-LOST RECORD		WINNING PCT. RANK		LAST 10 GAMES		STRENGTH OF SCHEDULE		OPP. STRENGTH OF SCHEDULE		TEAM RPI		ADJ RPI		CONF. RPI		ADJ CONF. RPI	
DIV. I ONLY		6-6-0		.5 158		5-5-0		331		299		306		.37664 304		31		31	
DIV. I NON-CONF.		4-4-0		.5 156		3-3-0		312		275		276		.41778 273		31		31	
TOTALS		RPI 1-25		RPI 26-50		W-L RECORDS		RPI 51-100		RPI 101-150		RPI 150+							
6-6-0		0-0-0		0-0-0		OVERALL		0-1-0		0-2-0		6-3-0							
5-1-0		0-0-0		0-0-0		HOME		0-0-0		0-0-0		5-1-0							
1-5-0		0-0-0		0-0-0		AWAY		0-1-0		0-2-0		1-2-0							
0-0-0		0-0-0		0-0-0		NEUTRAL		0-0-0		0-0-0		0-0-0							
4-4-0		0-0-0		0-0-0		NON-CONFERENCE		0-1-0		0-2-0		4-1-0							
4-0-0		0-0-0		0-0-0		HOME		0-0-0		0-0-0		4-0-0							
0-4-0		0-0-0		0-0-		AWAY		0-1-0		0-2-0		0-1-0							
0-0-0		0-0-0		0-0-0		NEUTRAL		0-0-0		0-0-0		0-0-0							
2-2-0		0-0-0		0-0-0		CONFERENCE		0-0-0		0-0-0		2-2-0							
1-1-0		0-0-0		0-0-0		HOME		0-0-0		0-0-0		1-1-0							
1-1-0		0-0-0		0-0-0		AWAY		0-0-0		0-0-0		1-1-0							
0-0-0		0-0-0		0-0-0		NEUTRAL		0-0-0		0-0-0		0-0-0							
RPI	S	Opponent		Score		RPI	S	Opponent		Score		RPI	S	Opponent		Score			

Non-Div. I Games:

Howard



Average RPI Win:	293	WON-LOST	WINNING	LAST 10	STRENGTH OF	OPP. STRENGTH	TEAM	ADJ	CONF.	ADJ CONF.		
Average RPI Loss:	226	RECORD	PCT. RANK	GAMES	SCHEDULE	OF SCHEDULE	RPI	RPI	RPI	RPI		
DIV. I ONLY		5-6-0	.45455	192	5-5-0	328	310	305	.37266	305	17	17
DIV. I NON-CONF.		4-4-0	.5	156	4-3-0	331	314	323	.3401	322	19	19
<hr/>												
TOTALS	RPI 1-25	RPI 26-50		W-L RECORDS		RPI 51-100		RPI 101-150		RPI 150+		
5-6-0	0-0-0	0-0-0		OVERALL		0-0-0		0-2-0		5-4-0		
2-2-0	0-0-0	0-0-0		HOME		0-0-0		0-1-0		2-1-0		
2-4-0	0-0-0	0-0-0		AWAY		0-0-0		0-1-0		2-3-0		
1-0-0	0-0-0	0-0-0		NEUTRAL		0-0-0		0-0-0		1-0-0		
4-4-0	0-0-0	0-0-0		NON-CONFERENCE		0-0-0		0-1-0		4-3-0		
2-1-0	0-0-0	0-0-0		HOME		0-0-0		0-0-0		2-1-0		
1-3-0	0-0-0	0-0-		AWAY		0-0-0		0-1-0		1-2-0		
1-0-0	0-0-0	0-0-0		NEUTRAL		0-0-0		0-0-0		1-0-0		
1-2-0	0-0-0	0-0-0		CONFERENCE		0-0-0		0-1-0		1-1-0		
0-1-0	0-0-0	0-0-0		HOME		0-0-0		0-1-0		0-0-0		
1-1-0	0-0-0	0-0-0		AWAY		0-0-0		0-0-0		1-1-0		
0-0-0	0-0-0	0-0-0		NEUTRAL		0-0-0		0-0-0		0-0-0		
RPI	S	Opponent	Score	RPI	S	Opponent	Score	RPI	S	Opponent	Score	

Non-Div. I Games:

Presbyterian

Average RPI Win:		316	WON-LOST RECORD		WINNING PCT. RANK		LAST 10 GAMES		STRENGTH OF SCHEDULE		OPP. STRENGTH OF SCHEDULE		TEAM RPI		ADJ RPI		CONF. RPI		ADJ CONF. RPI		
Average RPI Loss:		191																			
DIV. I ONLY			2-9-1	.20833		303	1-8-0		252		307		304		.37145		306	25		25	
DIV. I NON-CONF.			1-8-1	.15		301	0-7-0		259		304		307		.35631		311	25		25	
TOTALS		RPI 1-25		RPI 26-50		W-L RECORDS		RPI 51-100		RPI 101-150		RPI 150+									
2-9-1		0-0-0		0-0-0		OVERALL		0-0-0		0-4-0		2-5-1									
1-3-1		0-0-0		0-0-0		HOME		0-0-0		0-2-0		1-1-1									
1-6-0		0-0-0		0-0-0		AWAY		0-0-0		0-2-0		1-4-0									
0-0-0		0-0-0		0-0-0		NEUTRAL		0-0-0		0-0-0		0-0-0									
1-8-1		0-0-0		0-0-0		NON-CONFERENCE		0-0-0		0-3-0		1-5-1									
1-3-1		0-0-0		0-0-0		HOME		0-0-0		0-2-0		1-1-1									
0-5-0		0-0-0		0-0-		AWAY		0-0-0		0-1-0		0-4-0									
0-0-0		0-0-0		0-0-0		NEUTRAL		0-0-0		0-0-0		0-0-0									
1-1-0		0-0-0		0-0-0		CONFERENCE		0-0-0		0-1-0		1-0-0									
0-0-0		0-0-0		0-0-0		HOME		0-0-0		0-0-0		0-0-0									
1-1-0		0-0-0		0-0-0		AWAY		0-0-0		0-1-0		1-0-0									
0-0-0		0-0-0		0-0-0		NEUTRAL		0-0-0		0-0-0		0-0-0									
RPI	S	Opponent		Score	RPI	S	Opponent		Score	RPI	S	Opponent		Score	RPI	S	Opponent		Score		

Non-Div. I Games:

USC Upstate

Average RPI Win: 310		WON-LOST	WINNING	LAST 10	STRENGTH OF		OPP. STRENGTH	TEAM	ADJ		CONF.	ADJ CONF.			
Average RPI Loss: 210		RECORD	PCT. RANK	GAMES	SCHEDULE		OF SCHEDULE	RPI	RPI		RPI	RPI			
DIV. I ONLY		2-10-0	.16667	311	2-8-0		240	316	307	.36572	307	23	23		
DIV. I NON-CONF.		2-6-0	.25	277	2-4-0		269	315	299	.37511	299	23	23		
TOTALS		RPI 1-25	RPI 26-50		W-L RECORDS		RPI 51-100		RPI 101-150		RPI 150+				
2-10-0		0-0-0	0-0-0		OVERALL		0-0-0		0-2-0		2-8-0				
1-4-0		0-0-0	0-0-0		HOME		0-0-0		0-2-0		1-2-0				
1-6-0		0-0-0	0-0-0		AWAY		0-0-0		0-0-0		1-6-0				
0-0-0		0-0-0	0-0-0		NEUTRAL		0-0-0		0-0-0		0-0-0				
2-6-0		0-0-0	0-0-0		NON-CONFERENCE		0-0-0		0-2-0		2-4-0				
1-2-0		0-0-0	0-0-0		HOME		0-0-0		0-2-0		1-0-0				
1-4-0		0-0-0	0-0-		AWAY		0-0-0		0-0-0		1-4-0				
0-0-0		0-0-0	0-0-0		NEUTRAL		0-0-0		0-0-0		0-0-0				
0-4-0		0-0-0	0-0-0		CONFERENCE		0-0-0		0-0-0		0-4-0				
0-2-0		0-0-0	0-0-0		HOME		0-0-0		0-0-0		0-2-0				
0-2-0		0-0-0	0-0-0		AWAY		0-0-0		0-0-0		0-2-0				
0-0-0		0-0-0	0-0-0		NEUTRAL		0-0-0		0-0-0		0-0-0				
RPI	S	Opponent	Score	RPI	S	Opponent	Score	RPI	S	Opponent	Score	RPI	S	Opponent	Score
										104 H	Eastern Wash.	2		4	
										132 H	St. Mary's (CA)	0		3	
										180 A	South Dakota St.	1		2	
										211 A	Eastern Mich.	1		2	
										212 A	Milwaukee	1		3	
										213 H	Oakland	0		2	
										217 H	Cleveland St.	0		1	
										235 A	Detroit	0		5	
										286 A	UNI	0		1	
										293 A	North Dakota	2		1	
										312 A	South Dakota	3		4	
										327 H	Chicago St.	7		0	
LAST 10 GAMES															
										217 H	Cleveland St.	0		1	
										212 A	Milwaukee	1		3	
										213 H	Oakland	0		2	
										211 A	Eastern Mich.	1		2	
										235 A	Detroit	0		5	
										104 H	Eastern Wash.	2		4	

Non-Div. I Games:

Green Bay

Average RPI Win: 302		WON-LOST	WINNING	LAST 10	STRENGTH OF		OPP. STRENGTH	TEAM	ADJ		CONF.	ADJ CONF.			
Average RPI Loss: 201		RECORD	PCT. RANK	GAMES	SCHEDULE		OF SCHEDULE	RPI	RPI		RPI	RPI			
DIV. I ONLY		3-8-2	.30769	274	2-7-1		311	277	308	.36511	308	26	27		
DIV. I NON-CONF.		2-5-2	.33333	249	1-4-1		329	292	324	.3314	324	29	29		
TOTALS		RPI 1-25		RPI 26-50		W-L RECORDS		RPI 51-100		RPI 101-150		RPI 150+			
3-8-2		0-0-0		0-0-0		OVERALL		0-1-0		0-1-0		3-6-2			
2-2-1		0-0-0		0-0-0		HOME		0-0-0		0-0-0		2-2-1			
1-6-1		0-0-0		0-0-0		AWAY		0-1-0		0-1-0		1-4-1			
0-0-0		0-0-0		0-0-0		NEUTRAL		0-0-0		0-0-0		0-0-0			
2-5-2		0-0-0		0-0-0		NON-CONFERENCE		0-0-0		0-0-0		2-5-2			
1-1-1		0-0-0		0-0-0		HOME		0-0-0		0-0-0		1-1-1			
1-4-1		0-0-0		0-0-		AWAY		0-0-0		0-0-0		1-4-1			
0-0-0		0-0-0		0-0-0		NEUTRAL		0-0-0		0-0-0		0-0-0			
1-3-0		0-0-0		0-0-0		CONFERENCE		0-1-0		0-1-0		1-1-0			
1-1-0		0-0-0		0-0-0		HOME		0-0-0		0-0-0		1-1-0			
0-2-0		0-0-0		0-0-0		AWAY		0-1-0		0-1-0		0-0-0			
0-0-0		0-0-0		0-0-0		NEUTRAL		0-0-0		0-0-0		0-0-0			
RPI	S	Opponent	Score	RPI	S	Opponent	Score	RPI	S	Opponent	Score				
								94	A	Monmouth	0	5			
										141	A	Manhattan	0	4	
										158	A	Old Dominion	0	3	
										178	H	Buffalo	0	2	
										217	A	Cleveland St.	0	2	
										252	H	Fairfield	1	4	
										253	H	Marist	2	1	
										254	H	St. Bonaventure	1	1	
										268	A	Robert Morris	1	4	
										285	A	Binghamton	0	0	
										296	A	Sacred Heart	1	3	
										319	H	NJIT	1	0	
										333	A	Hampton	16	1	
LAST 10 GAMES															
						252	H	Fairfield	1	4	253	H	Marist	2	1
						319	H	NJIT	1	0	94	A	Monmouth	0	5
						296	A	Sacred Heart	1	3	141	A	Manhattan	0	4
						178	H	Buffalo	0	2	268	A	Robert Morris	1	4
						285	A	Binghamton	0	0	217	A	Cleveland St.	0	2

Non-Div. I Games:

Canisius

Average RPI Win: 317		WON-LOST	WINNING	LAST 10	STRENGTH OF		OPP. STRENGTH	TEAM	ADJ		CONF.	ADJ CONF.		
Average RPI Loss: 218		RECORD	PCT. RANK	GAMES	SCHEDULE		OF SCHEDULE	RPI	RPI		RPI	RPI		
DIV. I ONLY		2-8-1	.22727	299	2-7-1		280	326	310	.36422	309	31	31	
DIV. I NON-CONF.		0-7-1	.0625	320	0-6-1		203	302	309	.35843	307	31	31	
<hr/>														
TOTALS		RPI 1-25		RPI 26-50		W-L RECORDS		RPI 51-100		RPI 101-150		RPI 150+		
2-8-1		0-0-0		0-0-0		OVERALL		0-1-0		0-0-0		2-7-1		
1-3-0		0-0-0		0-0-0		HOME		0-1-0		0-0-0		1-2-0		
1-5-1		0-0-0		0-0-0		AWAY		0-0-0		0-0-0		1-5-1		
0-0-0		0-0-0		0-0-0		NEUTRAL		0-0-0		0-0-0		0-0-0		
<hr/>														
0-7-1		0-0-0		0-0-0		NON-CONFERENCE		0-1-0		0-0-0		0-6-1		
0-3-0		0-0-0		0-0-0		HOME		0-1-0		0-0-0		0-2-0		
0-4-1		0-0-0		0-0-		AWAY		0-0-0		0-0-0		0-4-1		
0-0-0		0-0-0		0-0-0		NEUTRAL		0-0-0		0-0-0		0-0-0		
<hr/>														
2-1-0		0-0-0		0-0-0		CONFERENCE		0-0-0		0-0-0		2-1-0		
1-0-0		0-0-0		0-0-0		HOME		0-0-0		0-0-0		1-0-0		
1-1-0		0-0-0		0-0-0		AWAY		0-0-0		0-0-0		1-1-0		
0-0-0		0-0-0		0-0-0		NEUTRAL		0-0-0		0-0-0		0-0-0		
<hr/>														
RPI	S	Opponent		Score	RPI	S	Opponent		Score	RPI	S	Opponent		Score

Non-Div. I Games:

Alabama St.

Average RPI Win:	204	WON-LOST	WINNING	LAST 10	STRENGTH OF	OPP. STRENGTH	TEAM	ADJ	CONF.	ADJ CONF.		
Average RPI Loss:	206	RECORD	PCT. RANK	GAMES	SCHEDULE	OF SCHEDULE	RPI	RPI	RPI	RPI		
DIV. I ONLY		1-9-0	.1	318	1-9-0	235	266	311	.36051	310	15	15
DIV. I NON-CONF.		0-6-0	0	325	0-6-0	174	316	318	.34933	316	16	16
<hr/>												
TOTALS	RPI 1-25	RPI 26-50		W-L RECORDS		RPI 51-100		RPI 101-150		RPI 150+		
1-9-0	0-0-0	0-0-0		OVERALL		0-0-0		0-2-0		1-7-0		
1-3-0	0-0-0	0-0-0		HOME		0-0-0		0-0-0		1-3-0		
0-5-0	0-0-0	0-0-0		AWAY		0-0-0		0-2-0		0-3-0		
0-1-0	0-0-0	0-0-0		NEUTRAL		0-0-0		0-0-0		0-1-0		
<hr/>												
0-6-0	0-0-0	0-0-0		NON-CONFERENCE		0-0-0		0-1-0		0-5-0		
0-2-0	0-0-0	0-0-0		HOME		0-0-0		0-0-0		0-2-0		
0-3-0	0-0-0	0-0-		AWAY		0-0-0		0-1-0		0-2-0		
0-1-0	0-0-0	0-0-0		NEUTRAL		0-0-0		0-0-0		0-1-0		
<hr/>												
1-3-0	0-0-0	0-0-0		CONFERENCE		0-0-0		0-1-0		1-2-0		
1-1-0	0-0-0	0-0-0		HOME		0-0-0		0-0-0		1-1-0		
0-2-0	0-0-0	0-0-0		AWAY		0-0-0		0-1-0		0-1-0		
0-0-0	0-0-0	0-0-0		NEUTRAL		0-0-0		0-0-0		0-0-0		
<hr/>												
RPI	S	Opponent	Score	RPI	S	Opponent	Score	RPI	S	Opponent	Score	
								129	A	Baylor	0	2
								135	A	Kent St.	3	7
								174	A	Creighton	1	4
								204	H	Toledo	2	0
								212	H	Milwaukee	1	2
								215	A	Ohio	1	2
								221	H	Central Mich.	0	2
								226	N	La.-Lafayette	1	2
								251	A	Omaha	1	2
								293	H	North Dakota	1	2
<hr/>												
LAST 10 GAMES												
135 A Kent St.				3	7	215 A Ohio				1	2	
212 H Milwaukee				1	2	221 H Central Mich.				0	2	
251 A Omaha				1	2	204 H Toledo				2	0	
174 A Creighton				1	4	226 N La.-Lafayette				1	2	
293 H North Dakota				1	2	129 A Baylor				0	2	

Non-Div. I Games:	Lewis	2	1
-------------------	-------	---	---

Northern Ill.

Average RPI Win: 253		WON-LOST RECORD		WINNING PCT. RANK		LAST 10 GAMES		STRENGTH OF SCHEDULE		OPP. STRENGTH OF SCHEDULE		TEAM RPI		ADJ RPI		CONF. RPI		ADJ CONF. RPI	
DIV. I ONLY		3-8-1		.29167 281		3-6-1		307		308		309		.35855 311		32		32	
DIV. I NON-CONF.		3-8-1		.29167 262		3-6-1		300		306		303		.35855 306		32		32	
TOTALS		RPI 1-25		RPI 26-50		W-L RECORDS		RPI 51-100		RPI 101-150		RPI 150+							
3-8-1		0-0-0		0-0-0		OVERALL		0-2-0		1-0-0		2-6-1							
2-4-1		0-0-0		0-0-0		HOME		0-0-0		1-0-0		1-4-1							
1-4-0		0-0-0		0-0-0		AWAY		0-2-0		0-0-0		1-2-0							
0-0-0		0-0-0		0-0-0		NEUTRAL		0-0-0		0-0-0		0-0-0							
3-8-1		0-0-0		0-0-0		NON-CONFERENCE		0-2-0		1-0-0		2-6-1							
2-4-1		0-0-0		0-0-0		HOME		0-0-0		1-0-0		1-4-1							
1-4-0		0-0-0		0-0-		AWAY		0-2-0		0-0-0		1-2-0							
0-0-0		0-0-0		0-0-0		NEUTRAL		0-0-0		0-0-0		0-0-0							
0-0-0		0-0-0		0-0-0		CONFERENCE		0-0-0		0-0-0		0-0-0							
0-0-0		0-0-0		0-0-0		HOME		0-0-0		0-0-0		0-0-0							
0-0-0		0-0-0		0-0-0		AWAY		0-0-0		0-0-0		0-0-0							
0-0-0		0-0-0		0-0-0		NEUTRAL		0-0-0		0-0-0		0-0-0							
RPI	S	Opponent		Score	RPI	S	Opponent		Score	RPI	S	Opponent		Score	RPI	S	Opponent		Score
							88	A	Temple	0	5		141	H	Manhattan	2	1		
							92	A	George Washington	0	2		219	H	Lafayette	0	1		
													240	H	Quinnipiac	0	2		
													262	A	Rider	0	3		
													284	H	UMBC	0	1		
													297	A	UMass Lowell	2	1		
													299	H	American	0	1		
													322	H	Mt. St. Mary's	2	1		
													324	H	Wagner	1	1		
													330	A	Saint Peter's	1	2		
LAST 10 GAMES																			
							322	H	Mt. St. Mary's	2	1		330	A	Saint Peter's	1	2		
							324	H	Wagner	1	1		92	A	George Washington	0	2		
							262	A	Rider	0	3		284	H	UMBC	0	1		
							297	A	UMass Lowell	2	1		299	H	American	0	1		
							240	H	Quinnipiac	0	2		141	H	Manhattan	2	1		

Non-Div. I Games:

Delaware St.

Average RPI Win: 312		WON-LOST	WINNING	LAST 10	STRENGTH OF		OPP. STRENGTH	TEAM	ADJ		CONF.	ADJ CONF.				
Average RPI Loss: 209		RECORD	PCT. RANK	GAMES	SCHEDULE		OF SCHEDULE	RPI	RPI		RPI	RPI				
DIV. I ONLY		4-9-0	.30769	274	4-6-0		317	294	313	.35714	312	29	29			
DIV. I NON-CONF.		3-8-0	.27273	275	3-5-0		309	296	310	.3561	312	28	28			
TOTALS		RPI 1-25	RPI 26-50		W-L RECORDS		RPI 51-100		RPI 101-150		RPI 150+					
4-9-0		0-0-0	0-0-0		OVERALL		0-0-0		0-1-0		4-8-0					
3-4-0		0-0-0	0-0-0		HOME		0-0-0		0-1-0		3-3-0					
1-4-0		0-0-0	0-0-0		AWAY		0-0-0		0-0-0		1-4-0					
0-1-0		0-0-0	0-0-0		NEUTRAL		0-0-0		0-0-0		0-1-0					
3-8-0		0-0-0	0-0-0		NON-CONFERENCE		0-0-0		0-1-0		3-7-0					
2-3-0		0-0-0	0-0-0		HOME		0-0-0		0-1-0		2-2-0					
1-4-0		0-0-0	0-0-		AWAY		0-0-0		0-0-0		1-4-0					
0-1-0		0-0-0	0-0-0		NEUTRAL		0-0-0		0-0-0		0-1-0					
1-1-0		0-0-0	0-0-0		CONFERENCE		0-0-0		0-0-0		1-1-0					
1-1-0		0-0-0	0-0-0		HOME		0-0-0		0-0-0		1-1-0					
0-0-0		0-0-0	0-0-0		AWAY		0-0-0		0-0-0		0-0-0					
0-0-0		0-0-0	0-0-0		NEUTRAL		0-0-0		0-0-0		0-0-0					
RPI	S	Opponent	Score	RPI	S	Opponent	Score	RPI	S	Opponent	Score	RPI	S	Opponent	Score	
										103 H	UC Riverside	0		2		
										160 H	Oral Roberts	0		1		
										166 A	Idaho	1		4		
										174 A	Creighton	0		1		
										182 H	Iowa St.	0		3		
										234 H	Drake	2		6		
										244 N	Southern Utah	1		3		
										286 H	UNI	1		0		
										293 A	North Dakota	0		4		
										307 H	Green Bay	4		3		
										323 A	UTRGV	0		1		
										326 H	Denver	4		1		
										327 A	Chicago St.	4		0		
LAST 10 GAMES																
						326 H	Denver	4		1		160 H	Oral Roberts	0		1
						323 A	UTRGV	0		1		103 H	UC Riverside	0		2
						307 H	Green Bay	4		3		286 H	UNI	1		0
						327 A	Chicago St.	4		0		166 A	Idaho	1		4
						293 A	North Dakota	0		4		244 N	Southern Utah	1		3

Non-Div. I Games:

South Dakota



Average RPI Win:	328	WON-LOST	WINNING	LAST 10	STRENGTH OF	OPP. STRENGTH	TEAM	ADJ	CONF.	ADJ CONF.					
Average RPI Loss:	202	RECORD	PCT. RANK	GAMES	SCHEDULE	OF SCHEDULE	RPI	RPI	RPI	RPI					
DIV. I ONLY		1-11-0	.08333	322	1-9-0	214	305	312	.35579	313	19	19			
DIV. I NON-CONF.		1-9-0	.1	315	1-7-0	244	318	316	.34713	318	18	18			
<hr/>															
TOTALS	RPI 1-25	RPI 26-50		W-L RECORDS		RPI 51-100		RPI 101-150		RPI 150+					
1-11-0	0-0-0	0-0-0		OVERALL		0-2-0		0-1-0		1-8-0					
1-5-0	0-0-0	0-0-0		HOME		0-2-0		0-0-0		1-3-0					
0-6-0	0-0-0	0-0-0		AWAY		0-0-0		0-1-0		0-5-0					
0-0-0	0-0-0	0-0-0		NEUTRAL		0-0-0		0-0-0		0-0-0					
1-9-0	0-0-0	0-0-0		NON-CONFERENCE		0-1-0		0-1-0		1-7-0					
1-4-0	0-0-0	0-0-0		HOME		0-1-0		0-0-0		1-3-0					
0-5-0	0-0-0	0-0-		AWAY		0-0-0		0-1-0		0-4-0					
0-0-0	0-0-0	0-0-0		NEUTRAL		0-0-0		0-0-0		0-0-0					
0-2-0	0-0-0	0-0-0		CONFERENCE		0-1-0		0-0-0		0-1-0					
0-1-0	0-0-0	0-0-0		HOME		0-1-0		0-0-0		0-0-0					
0-1-0	0-0-0	0-0-0		AWAY		0-0-0		0-0-0		0-1-0					
0-0-0	0-0-0	0-0-0		NEUTRAL		0-0-0		0-0-0		0-0-0					
RPI	S	Opponent	Score	RPI	S	Opponent	Score	RPI	S	Opponent	Score				
				68 H Samford				0	5	110 A Col. of Charleston				0	5
				91 H Fordham				0	5	193 A Mercer				0	3
										218 H Northern Ky.				0	4
										225 A Charleston So.				0	1
										241 H Stetson				0	4
										250 H Kennesaw St.				2	3
										260 A UNC Asheville				0	4
										263 A Winthrop				0	3
										306 A USC Upstate				0	5
										328 H Francis Marion				4	0
LAST 10 GAMES															
68 H Samford				0	5	193 A Mercer				0	3				
250 H Kennesaw St.				2	3	110 A Col. of Charleston				0	5				
91 H Fordham				0	5	263 A Winthrop				0	3				
241 H Stetson				0	4	328 H Francis Marion				4	0				
218 H Northern Ky.				0	4	225 A Charleston So.				0	1				

Non-Div. I Games:

Citadel

[illegible]

**Non-Div. I Games:**

Ark.-Pine Bluff

Average RPI Win:	321	WON-LOST	WINNING	LAST 10	STRENGTH OF	OPP. STRENGTH	TEAM	ADJ	CONF.	ADJ CONF.		
Average RPI Loss:	223	RECORD	PCT. RANK	GAMES	SCHEDULE	OF SCHEDULE	RPI	RPI	RPI	RPI		
DIV. I ONLY		1-9-0	.1	318	1-9-0	226	324	316	.35251	315	29	29
DIV. I NON-CONF.		1-8-0	.11111	311	1-8-0	189	327	302	.36888	301	28	28
<hr/>												
TOTALS	RPI 1-25	RPI 26-50		W-L RECORDS		RPI 51-100		RPI 101-150		RPI 150+		
1-9-0	0-0-0	0-0-0		OVERALL		0-0-0		0-1-0		1-8-0		
1-4-0	0-0-0	0-0-0		HOME		0-0-0		0-0-0		1-4-0		
0-5-0	0-0-0	0-0-0		AWAY		0-0-0		0-1-0		0-2-0		
0-0-0	0-0-0	0-0-0		NEUTRAL		0-0-0		0-0-0		0-0-0		
<hr/>												
1-8-0	0-0-0	0-0-0		NON-CONFERENCE		0-0-0		0-1-0		1-7-0		
1-3-0	0-0-0	0-0-0		HOME		0-0-0		0-0-0		1-3-0		
0-5-0	0-0-0	0-0-		AWAY		0-0-0		0-1-0		0-4-0		
0-0-0	0-0-0	0-0-0		NEUTRAL		0-0-0		0-0-0		0-0-0		
<hr/>												
0-1-0	0-0-0	0-0-0		CONFERENCE		0-0-0		0-0-0		0-1-0		
0-1-0	0-0-0	0-0-0		HOME		0-0-0		0-0-0		0-1-0		
0-0-0	0-0-0	0-0-0		AWAY		0-0-0		0-0-0		0-0-0		
0-0-0	0-0-0	0-0-0		NEUTRAL		0-0-0		0-0-0		0-0-0		
<hr/>												
RPI	S	Opponent	Score	RPI	S	Opponent	Score	RPI	S	Opponent	Score	
								144	A	Missouri St.	0	2
								157	H	Western Mich.	0	2
								185	H	UMKC	0	2
								212	A	Milwaukee	0	1
								242	A	SIUE	0	1
								243	A	Austin Peay	1	7
								249	H	Indiana St.	1	2
								286	A	UNI	0	3
								290	H	IPFW	0	1
								321	H	Eastern Ill.	3	2
<hr/>												
LAST 10 GAMES												
249	H	Indiana St.	1	2	144	A	Missouri St.	0	2			
290	H	IPFW	0	1	242	A	SIUE	0	1			
185	H	UMKC	0	2	243	A	Austin Peay	1	7			
321	H	Eastern Ill.	3	2	286	A	UNI	0	3			
212	A	Milwaukee	0	1	157	H	Western Mich.	0	2			

**Non-Div. I Games:**

Western Ill.

Average RPI Win: 331		WON-LOST RECORD		WINNING PCT. RANK		LAST 10 GAMES		STRENGTH OF SCHEDULE		OPP. STRENGTH OF SCHEDULE		TEAM RPI		ADJ RPI		CONF. RPI		ADJ CONF. RPI	
Average RPI Loss: 200																			
DIV. I ONLY		1-7-0		.125 315		0-4-0		246		312		314		.35179 316		32		32	
DIV. I NON-CONF.		1-7-0		.125 310		0-4-0		250		308		313		.35179 314		32		32	
TOTALS		RPI 1-25		RPI 26-50		W-L RECORDS		RPI 51-100		RPI 101-150		RPI 150+							
1-7-0		0-0-0		0-0-0		OVERALL		0-1-0		0-2-0		1-4-0							
0-2-0		0-0-0		0-0-0		HOME		0-0-0		0-1-0		0-1-0							
0-4-0		0-0-0		0-0-0		AWAY		0-1-0		0-1-0		0-2-0							
1-1-0		0-0-0		0-0-0		NEUTRAL		0-0-0		0-0-0		1-1-0							
1-7-0		0-0-0		0-0-0		NON-CONFERENCE		0-1-0		0-2-0		1-4-0							
0-2-0		0-0-0		0-0-0		HOME		0-0-0		0-1-0		0-1-0							
0-4-0		0-0-0		0-0-		AWAY		0-1-0		0-1-0		0-2-0							
1-1-0		0-0-0		0-0-0		NEUTRAL		0-0-0		0-0-0		1-1-0							
0-0-0		0-0-0		0-0-0		CONFERENCE		0-0-0		0-0-0		0-0-0							
0-0-0		0-0-0		0-0-0		HOME		0-0-0		0-0-0		0-0-0							
0-0-0		0-0-0		0-0-0		AWAY		0-0-0		0-0-0		0-0-0							
0-0-0		0-0-0		0-0-0		NEUTRAL		0-0-0		0-0-0		0-0-0							
RPI	S	Opponent		Score	RPI	S	Opponent		Score	RPI	S	Opponent		Score					
							84	A	Campbell	0	1	110	A	Col. of Charleston	1	2			
												117	H	Elon	0	5			
												241	A	Stetson	0	8			
												263	H	Winthrop	1	2			
												277	N	Incarnate Word	0	1			
												305	A	Presbyterian	0	2			
												331	N	Southern U.	5	1			
LAST 10 GAMES																			
			110	A	Col. of Charleston	1	2		263	H	Winthrop	1	2						
			241	A	Stetson	0	8		305	A	Presbyterian	0	2						
			331	N	Southern U.	5	1		117	H	Elon	0	5						
									84	A	Campbell	0	1						
									277	N	Incarnate Word	0	1						

Non-Div. I Games:

South Carolina St.

Average RPI Win:  
Average RPI Loss:326  
227WON-LOST  
RECORDWINNING  
PCT. RANKLAST 10  
GAMESSTRENGTH OF  
SCHEDULEOPP. STRENGTH  
OF SCHEDULETEAM  
RPIADJ  
RPICONF.  
RPIADJ CONF.  
RPI

DIV. I ONLY

2-6-0

.25

289

2-5-0

309

323

317

.34908

317

31

31

DIV. I NON-CONF.

1-4-0

.2

295

1-3-0

224

298

295

.38883

295

31

31

TOTALS

RPI 1-25

RPI 26-50

W-L RECORDS

RPI 51-100

RPI 101-150

RPI 150+

2-6-0

0-0-0

0-0-0

OVERALL

0-0-0

0-1-0

2-5-0

1-2-0

0-0-0

0-0-0

HOME

0-0-0

0-0-0

1-2-0

1-4-0

0-0-0

0-0-0

AWAY

0-0-0

0-1-0

1-3-0

0-0-0

0-0-0

0-0-0

NEUTRAL

0-0-0

0-0-0

0-0-0

1-4-0

0-0-0

0-0-0

NON-CONFERENCE

0-0-0

0-1-0

1-3-0

0-0-0

0-0-0

0-0-0

HOME

0-0-0

0-0-0

0-0-0

1-4-0

0-0-0

0-0-

AWAY

0-0-0

0-1-0

1-3-0

0-0-0

0-0-0

0-0-0

NEUTRAL

0-0-0

0-0-0

0-0-0

1-2-0

0-0-0

0-0-0

CONFERENCE

0-0-0

0-0-0

1-2-0

1-2-0

0-0-0

0-0-0

HOME

0-0-0

0-0-0

1-2-0

0-0-0

0-0-0

0-0-0

AWAY

0-0-0

0-0-0

0-0-0

0-0-0

0-0-0

0-0-0

NEUTRAL

0-0-0

0-0-0

0-0-0

RPI	S	Opponent	Score	RPI	S	Opponent	Score	RPI	S	Opponent	Score	RPI	S	Opponent	Score
												131	A	SMU	1 5
												175	A	Houston Baptist	0 1
												196	A	Southeastern La.	0 6
												266	A	Lamar	0 5
												282	H	Mississippi Val.	1 3
												314	H	Ark.-Pine Bluff	0 1
												323	A	UTRGV	1 0
												329	H	Grambling	7 1
LAST 10 GAMES															
												196	A	Southeastern La.	0 6
												131	A	SMU	1 5
												266	A	Lamar	0 5
												175	A	Houston Baptist	0 1

Non-Div. I Games:

St. Thomas (TX)

1

0

Tex. A&amp;M-Texarkana

1

2

LSU-Alexandria

3

4

Texas Southern

Average RPI Win:	322	WON-LOST RECORD	WINNING PCT. RANK	LAST 10 GAMES	STRENGTH OF SCHEDULE	OPP. STRENGTH OF SCHEDULE	TEAM RPI	ADJ RPI	CONF. RPI	ADJ CONF. RPI	
DIV. I ONLY		3-7-1	.31818 269	3-6-1	325	301	318	.34877 318	24	24	
DIV. I NON-CONF.		2-3-1	.41667 219	2-2-1	327	326	308	.36056 304	24	24	
<hr/>											
TOTALS	RPI 1-25		RPI 26-50	W-L RECORDS		RPI 51-100		RPI 101-150		RPI 150+	
3-7-1	0-0-0		0-0-0	OVERALL		0-0-0		0-1-0		3-6-1	
2-2-1	0-0-0		0-0-0	HOME		0-0-0		0-0-0		2-2-1	
1-5-0	0-0-0		0-0-0	AWAY		0-0-0		0-1-0		1-4-0	
0-0-0	0-0-0		0-0-0	NEUTRAL		0-0-0		0-0-0		0-0-0	
2-3-1	0-0-0		0-0-0	NON-CONFERENCE		0-0-0		0-1-0		2-2-1	
2-0-1	0-0-0		0-0-0	HOME		0-0-0		0-0-0		2-0-1	
0-3-0	0-0-0		0-0-	AWAY		0-0-0		0-1-0		0-2-0	
0-0-0	0-0-0		0-0-0	NEUTRAL		0-0-0		0-0-0		0-0-0	
1-4-0	0-0-0		0-0-0	CONFERENCE		0-0-0		0-0-0		1-4-0	
0-2-0	0-0-0		0-0-0	HOME		0-0-0		0-0-0		0-2-0	
1-2-0	0-0-0		0-0-0	AWAY		0-0-0		0-0-0		1-2-0	
0-0-0	0-0-0		0-0-0	NEUTRAL		0-0-0		0-0-0		0-0-0	
RPI	S	Opponent	Score	RPI	S	Opponent	Score	RPI	S	Opponent	Score
								119	A	Mississippi St.	0 4
								175	A	Houston Baptist	1 3
								201	H	Abilene Christian	1 4
								205	A	Louisiana Tech	1 4
								226	A	La.-Lafayette	0 2
								266	A	Lamar	0 1
								277	H	Incarnate Word	1 2
								280	H	Southern Miss.	2 2
								303	A	A&M-Corpus Christi	2 1
								331	H	Southern U.	2 0
								332	H	Alcorn	10 0
<hr/>											
LAST 10 GAMES											
								303	A	A&M-Corpus Christi	2 1
								277	H	Incarnate Word	1 2
								201	H	Abilene Christian	1 4
								266	A	Lamar	0 1
								332	H	Alcorn	10 0
								175	A	Houston Baptist	1 3
								205	A	Louisiana Tech	1 4
								119	A	Mississippi St.	0 4
								331	H	Southern U.	2 0
								280	H	Southern Miss.	2 2

**Non-Div. I Games:**

Nicholls St.

Average RPI Win:	325	WON-LOST	WINNING	LAST 10		STRENGTH OF	OPP. STRENGTH	TEAM	ADJ	CONF.	ADJ CONF.		
Average RPI Loss:	232	RECORD	PCT. RANK	GAMES		SCHEDULE	OF SCHEDULE	RPI	RPI	RPI	RPI		
DIV. I ONLY		2-8-0	.2	307	2-8-0	302	325	321	.33698	319	25	25	
DIV. I NON-CONF.		2-6-0	.25	277	2-6-0	266	329	301	.36728	302	25	25	
<hr/>													
TOTALS	RPI 1-25	RPI 26-50		W-L RECORDS		RPI 51-100		RPI 101-150		RPI 150+			
2-8-0	0-0-0	0-0-0		OVERALL		0-1-0		0-1-0		2-6-0			
1-4-0	0-0-0	0-0-0		HOME		0-0-0		0-1-0		1-3-0			
1-4-0	0-0-0	0-0-0		AWAY		0-1-0		0-0-0		1-3-0			
0-0-0	0-0-0	0-0-0		NEUTRAL		0-0-0		0-0-0		0-0-0			
2-6-0	0-0-0	0-0-0		NON-CONFERENCE		0-1-0		0-1-0		2-4-0			
1-3-0	0-0-0	0-0-0		HOME		0-0-0		0-1-0		1-2-0			
1-3-0	0-0-0	0-0-		AWAY		0-1-0		0-0-0		1-2-0			
0-0-0	0-0-0	0-0-0		NEUTRAL		0-0-0		0-0-0		0-0-0			
0-2-0	0-0-0	0-0-0		CONFERENCE		0-0-0		0-0-0		0-2-0			
0-1-0	0-0-0	0-0-0		HOME		0-0-0		0-0-0		0-1-0			
0-1-0	0-0-0	0-0-0		AWAY		0-0-0		0-0-0		0-1-0			
0-0-0	0-0-0	0-0-0		NEUTRAL		0-0-0		0-0-0		0-0-0			
RPI	S	Opponent	Score	RPI	S	Opponent	Score	RPI	S	Opponent	Score		
						94	A Monmouth	0	2	141	H Manhattan	0	4
										198	A Hartford	0	1
										250	A Kennesaw St.	1	6
										262	H Rider	0	1
										295	H LIU Brooklyn	1	2
										306	H USC Upstate	0	2
										308	A Canisius	0	1
										320	H Iona	4	1
										330	A Saint Peter's	5	1
<hr/>													
LAST 10 GAMES													
						295	H LIU Brooklyn	1	2	250	A Kennesaw St.	1	6
						306	H USC Upstate	0	2	141	H Manhattan	0	4
						262	H Rider	0	1	320	H Iona	4	1
						198	A Hartford	0	1	94	A Monmouth	0	2
						308	A Canisius	0	1	330	A Saint Peter's	5	1

Non-Div. I Games:

NJIT

Average RPI Win: 324		WON-LOST RECORD	WINNING PCT. RANK	LAST 10 GAMES	STRENGTH OF SCHEDULE	OPP. STRENGTH OF SCHEDULE	TEAM RPI	ADJ RPI		CONF. RPI	ADJ CONF. RPI	
Average RPI Loss: 219												
DIV. I ONLY		1-11-0	.08333 322	1-9-0	251	319	320	.33681	320	26	27	
DIV. I NON-CONF.		1-8-0	.11111 311	1-6-0	307	307	326	.30988	327	29	29	
<hr/>												
TOTALS		RPI 1-25		RPI 26-50		W-L RECORDS		RPI 51-100		RPI 101-150		RPI 150+
1-11-0		0-0-0		0-0-0		OVERALL		0-1-0		0-1-0		1-9-0
1-5-0		0-0-0		0-0-0		HOME		0-1-0		0-0-0		1-4-0
0-6-0		0-0-0		0-0-0		AWAY		0-0-0		0-1-0		0-5-0
0-0-0		0-0-0		0-0-0		NEUTRAL		0-0-0		0-0-0		0-0-0
1-8-0		0-0-0		0-0-0		NON-CONFERENCE		0-0-0		0-1-0		1-7-0
1-4-0		0-0-0		0-0-0		HOME		0-0-0		0-0-0		1-4-0
0-4-0		0-0-0		0-0-		AWAY		0-0-0		0-1-0		0-3-0
0-0-0		0-0-0		0-0-0		NEUTRAL		0-0-0		0-0-0		0-0-0
0-3-0		0-0-0		0-0-0		CONFERENCE		0-1-0		0-0-0		0-2-0
0-1-0		0-0-0		0-0-0		HOME		0-1-0		0-0-0		0-0-0
0-2-0		0-0-0		0-0-0		AWAY		0-0-0		0-0-0		0-2-0
0-0-0		0-0-0		0-0-0		NEUTRAL		0-0-0		0-0-0		0-0-0
RPI	S	Opponent	Score	RPI	S	Opponent	Score	RPI	S	Opponent	Score	
								94	H	Monmouth	1	3
								138	A	Columbia	0	1
								190	A	Niagara	3	4
								191	H	Towson	0	1
								198	H	Hartford	0	6
								206	A	Bucknell	0	5
								222	H	Vermont	0	1
								262	A	Rider	0	2
								295	H	LIU Brooklyn	0	2
								296	A	Sacred Heart	2	3
								319	A	NJIT	1	4
								324	H	Wagner	3	0
LAST 10 GAMES												
94 H Monmouth				1	3	262 A Rider				0	2	
190 A Niagara				3	4	191 H Towson				0	1	
296 A Sacred Heart				2	3	198 H Hartford				0	6	
138 A Columbia				0	1	319 A NJIT				1	4	
206 A Bucknell				0	5	324 H Wagner				3	0	

Non-Div. I Games:

Iona



Average RPI Win: 309		WON-LOST RECORD		WINNING PCT. RANK		LAST 10 GAMES		STRENGTH OF SCHEDULE		OPP. STRENGTH OF SCHEDULE		TEAM RPI		ADJ RPI		CONF. RPI		ADJ CONF. RPI	
DIV. I ONLY		2-9-2		.23077 298		2-7-1		318		295		322		.33618 321		27		26	
DIV. I NON-CONF.		2-6-1		.27778 268		2-4-0		308		312		312		.35411 313		26		26	
TOTALS		RPI 1-25		RPI 26-50		W-L RECORDS		RPI 51-100		RPI 101-150		RPI 150+							
2-9-2		0-0-0		0-0-0		OVERALL		0-0-0		0-0-0		2-9-2							
2-2-1		0-0-0		0-0-0		HOME		0-0-0		0-0-0		2-2-1							
0-7-1		0-0-0		0-0-0		AWAY		0-0-0		0-0-0		0-7-1							
0-0-0		0-0-0		0-0-0		NEUTRAL		0-0-0		0-0-0		0-0-0							
2-6-1		0-0-0		0-0-0		NON-CONFERENCE		0-0-0		0-0-0		2-6-1							
2-2-0		0-0-0		0-0-0		HOME		0-0-0		0-0-0		2-2-0							
0-4-1		0-0-0		0-0-		AWAY		0-0-0		0-0-0		0-4-1							
0-0-0		0-0-0		0-0-0		NEUTRAL		0-0-0		0-0-0		0-0-0							
0-3-1		0-0-0		0-0-0		CONFERENCE		0-0-0		0-0-0		0-3-1							
0-0-1		0-0-0		0-0-0		HOME		0-0-0		0-0-0		0-0-1							
0-3-0		0-0-0		0-0-0		AWAY		0-0-0		0-0-0		0-3-0							
0-0-0		0-0-0		0-0-0		NEUTRAL		0-0-0		0-0-0		0-0-0							
RPI	S	Opponent		Score	RPI	S	Opponent		Score	RPI	S	Opponent		Score	RPI	S	Opponent		Score
										185	A	UMKC		0			1		
										214	H	Jacksonville St.		0			0		
										218	H	Northern Ky.		0			6		
										223	A	UT Martin		1			3		
										231	A	IUPUI		0			0		
										233	H	Bowling Green		2			3		
										249	A	Indiana St.		0			1		
										267	A	Southeast Mo. St.		0			5		
										286	A	UNI		0			3		
										289	A	Belmont		1			2		
										290	H	IPFW		3			1		
										315	A	Western Ill.		2			3		
										327	H	Chicago St.		4			1		
LAST 10 GAMES																			
										289	A	Belmont		1			2		
										267	A	Southeast Mo. St.		0			5		
										223	A	UT Martin		1			3		
										327	H	Chicago St.		4			1		
										185	A	UMKC		0			1		
										214	H	Jacksonville St.		0			0		
										233	H	Bowling Green		2			3		
										249	A	Indiana St.		0			1		
										290	H	IPFW		3			1		
										286	A	UNI		0			3		

Non-Div. I Games:

Eastern Ill.

Average RPI Win:	284	WON-LOST RECORD	WINNING PCT. RANK	LAST 10 GAMES	STRENGTH OF SCHEDULE	OPP. STRENGTH OF SCHEDULE	TEAM RPI	ADJ RPI	CONF. RPI	ADJ CONF. RPI	
Average RPI Loss:	219										
DIV. I ONLY	1-12-0	.07692	326	1-9-0	254	306	319	.33604	322	30	30
DIV. I NON-CONF.	1-10-0	.09091	317	1-7-0	240	323	319	.34228	321	30	30
<hr/>											
TOTALS	RPI 1-25	RPI 26-50		W-L RECORDS	RPI 51-100		RPI 101-150		RPI 150+		
1-12-0	0-0-0	0-0-0		OVERALL	0-0-0		0-2-0		1-10-0		
1-5-0	0-0-0	0-0-0		HOME	0-0-0		0-0-0		1-5-0		
0-6-0	0-0-0	0-0-0		AWAY	0-0-0		0-2-0		0-4-0		
0-1-0	0-0-0	0-0-0		NEUTRAL	0-0-0		0-0-0		0-1-0		
<hr/>											
1-10-0	0-0-0	0-0-0		NON-CONFERENCE	0-0-0		0-1-0		1-9-0		
1-4-0	0-0-0	0-0-0		HOME	0-0-0		0-0-0		1-4-0		
0-5-0	0-0-0	0-0-		AWAY	0-0-0		0-1-0		0-4-0		
0-1-0	0-0-0	0-0-0		NEUTRAL	0-0-0		0-0-0		0-1-0		
<hr/>											
0-2-0	0-0-0	0-0-0		CONFERENCE	0-0-0		0-1-0		0-1-0		
0-1-0	0-0-0	0-0-0		HOME	0-0-0		0-0-0		0-1-0		
0-1-0	0-0-0	0-0-0		AWAY	0-0-0		0-1-0		0-0-0		
0-0-0	0-0-0	0-0-0		NEUTRAL	0-0-0		0-0-0		0-0-0		
<hr/>											
RPI S	Opponent	Score	RPI S	Opponent	Score	RPI S	Opponent	Score	RPI S	Opponent	Score
						106 A Fairleigh Dickinson 0 3					
						118 A Penn 0 3					
						163 A VCU 0 6					
						168 H High Point 1 2					
						191 N Towson 0 4					
						206 H Bucknell 0 2					
						229 A Lehigh 0 7					
						262 H Rider 2 3					
						265 H Saint Francis (PA) 1 2					
						284 H UMBC 3 0					
						299 H American 1 2					
						304 A Howard 1 7					
						311 A Delaware St. 1 2					
						<hr/>					
			LAST 10 GAMES								
			106 A Fairleigh Dickinson 0 3			265 H Saint Francis (PA) 1 2					
			311 A Delaware St. 1 2			191 N Towson 0 4					
			163 A VCU 0 6			118 A Penn 0 3					
			304 A Howard 1 7			206 H Bucknell 0 2					
			284 H UMBC 3 0			168 H High Point 1 2					

Non-Div. I Games:

Mt. St. Mary's

UTRGV

UTRGV					Through Games Of Sunday, October 4, 2015										
Average RPI Win: 322		WON-LOST RECORD	WINNING PCT. RANK		LAST 10 GAMES	STRENGTH OF SCHEDULE	OPP. STRENGTH OF SCHEDULE	TEAM RPI	ADJ RPI		CONF. RPI	ADJ CONF. RPI			
Average RPI Loss: 268															
DIV. I ONLY		2-7-3	.29167	281	1-6-3	327	318	323	.32916	323	28	28			
DIV. I NON-CONF.		2-4-3	.38889	226	1-3-3	323	324	305	.35733	308	27	27			
TOTALS		RPI 1-25		RPI 26-50		W-L RECORDS		RPI 51-100		RPI 101-150		RPI 150+			
2-7-3		0-0-0		0-0-0		OVERALL		0-0-0		0-0-0		2-7-3			
2-4-2		0-0-0		0-0-0		HOME		0-0-0		0-0-0		2-4-2			
0-3-1		0-0-0		0-0-0		AWAY		0-0-0		0-0-0		0-3-1			
0-0-0		0-0-0		0-0-0		NEUTRAL		0-0-0		0-0-0		0-0-0			
2-4-3		0-0-0		0-0-0		NON-CONFERENCE		0-0-0		0-0-0		2-4-3			
2-2-2		0-0-0		0-0-0		HOME		0-0-0		0-0-0		2-2-2			
0-2-1		0-0-0		0-0-		AWAY		0-0-0		0-0-0		0-2-1			
0-0-0		0-0-0		0-0-0		NEUTRAL		0-0-0		0-0-0		0-0-0			
0-3-0		0-0-0		0-0-0		CONFERENCE		0-0-0		0-0-0		0-3-0			
0-2-0		0-0-0		0-0-0		HOME		0-0-0		0-0-0		0-2-0			
0-1-0		0-0-0		0-0-0		AWAY		0-0-0		0-0-0		0-1-0			
0-0-0		0-0-0		0-0-0		NEUTRAL		0-0-0		0-0-0		0-0-0			
RPI	S	Opponent	Score	RPI	S	Opponent	Score	RPI	S	Opponent	Score				
								175	H	Houston Baptist	0	0			
								184	A	UNLV	1	4			
								261	H	Grand Canyon	0	1			
								269	A	New Mexico St.	1	2			
								277	H	Incarnate Word	0	1			
								282	A	Mississippi Val.	0	2			
								283	H	CSU Bakersfield	0	3			
								292	H	Prairie View	2	2			
								303	A	A&M-Corpus Christi	2	2			
								312	H	South Dakota	1	0			
								317	H	Texas Southern	0	1			
								331	H	Southern U.	3	0			
LAST 10 GAMES															
						261	H	Grand Canyon	0	1	283	H	CSU Bakersfield	0	3
						269	A	New Mexico St.	1	2	312	H	South Dakota	1	0
						184	A	UNLV	1	4	303	A	A&M-Corpus Christi	2	2
						317	H	Texas Southern	0	1	282	A	Mississippi Val.	0	2
						175	H	Houston Baptist	0	0	292	H	Prairie View	2	2

UTRGV

Non-Div. I Games:

UTRGV

Average RPI Win: 330		WON-LOST RECORD		WINNING PCT. RANK		LAST 10 GAMES		STRENGTH OF SCHEDULE		OPP. STRENGTH OF SCHEDULE		TEAM RPI		ADJ RPI		CONF. RPI		ADJ CONF. RPI	
DIV. I ONLY		1-9-1		.13636 314		0-9-1		301		309		324		.32746 324		30		30	
DIV. I NON-CONF.		1-8-1		.15 301		0-8-1		289		303		322		.33921 323		30		30	
TOTALS		RPI 1-25		RPI 26-50		W-L RECORDS		RPI 51-100		RPI 101-150		RPI 150+							
1-9-1		0-0-0		0-0-0		OVERALL		0-2-0		0-1-0		1-6-1							
0-4-0		0-0-0		0-0-0		HOME		0-1-0		0-1-0		0-2-0							
1-3-1		0-0-0		0-0-0		AWAY		0-0-0		0-0-0		1-3-1							
0-2-0		0-0-0		0-0-0		NEUTRAL		0-1-0		0-0-0		0-1-0							
1-8-1		0-0-0		0-0-0		NON-CONFERENCE		0-2-0		0-1-0		1-5-1							
0-4-0		0-0-0		0-0-0		HOME		0-1-0		0-1-0		0-2-0							
1-2-1		0-0-0		0-0-		AWAY		0-0-0		0-0-0		1-2-1							
0-2-0		0-0-0		0-0-0		NEUTRAL		0-1-0		0-0-0		0-1-0							
0-1-0		0-0-0		0-0-0		CONFERENCE		0-0-0		0-0-0		0-1-0							
0-0-0		0-0-0		0-0-0		HOME		0-0-0		0-0-0		0-0-0							
0-1-0		0-0-0		0-0-0		AWAY		0-0-0		0-0-0		0-1-0							
0-0-0		0-0-0		0-0-0		NEUTRAL		0-0-0		0-0-0		0-0-0							
RPI	S	Opponent		Score	RPI	S	Opponent		Score	RPI	S	Opponent		Score					
							85	H	Cornell	1	2	138	H	Columbia	0	3			
							91	N	Fordham	0	2	198	H	Hartford	0	1			
												238	A	Stony Brook	1	2			
												252	N	Fairfield	1	2			
												297	H	UMass Lowell	0	1			
												300	A	Bryant	1	2			
												311	A	Delaware St.	1	1			
												320	A	Iona	0	3			
												330	A	Saint Peter's	4	2			
LAST 10 GAMES																			
		85	H	Cornell	1	2	300	A	Bryant	1	2								
		198	H	Hartford	0	1	138	H	Columbia	0	3								
		297	H	UMass Lowell	0	1	320	A	Iona	0	3								
		311	A	Delaware St.	1	1	252	N	Fairfield	1	2								
		238	A	Stony Brook	1	2	91	N	Fordham	0	2								

Non-Div. I Games:

Wagner

Average RPI Win:		0	WON-LOST		WINNING		LAST 10		STRENGTH OF		OPP. STRENGTH		TEAM		ADJ		CONF.		ADJ CONF.	
Average RPI Loss:		246	RECORD		PCT. RANK		GAMES		SCHEDULE		OF SCHEDULE		RPI		RPI		RPI		RPI	
DIV. I ONLY			0-7-0		0	329	0-7-0		224		329		325		.31942	325	31	31		
DIV. I NON-CONF.			0-5-0		0	325	0-5-0		167		322		317		.34786	317	31	31		
TOTALS		RPI 1-25		RPI 26-50		W-L RECORDS		RPI 51-100		RPI 101-150		RPI 150+								
0-7-0		0-0-0		0-0-0		OVERALL		0-0-0		0-1-0		0-6-0								
0-4-0		0-0-0		0-0-0		HOME		0-0-0		0-1-0		0-3-0								
0-3-0		0-0-0		0-0-0		AWAY		0-0-0		0-0-0		0-3-0								
0-0-0		0-0-0		0-0-0		NEUTRAL		0-0-0		0-0-0		0-0-0								
0-5-0		0-0-0		0-0-0		NON-CONFERENCE		0-0-0		0-1-0		0-4-0								
0-3-0		0-0-0		0-0-0		HOME		0-0-0		0-1-0		0-2-0								
0-2-0		0-0-0		0-0-		AWAY		0-0-0		0-0-0		0-2-0								
0-0-0		0-0-0		0-0-0		NEUTRAL		0-0-0		0-0-0		0-0-0								
0-2-0		0-0-0		0-0-0		CONFERENCE		0-0-0		0-0-0		0-2-0								
0-1-0		0-0-0		0-0-0		HOME		0-0-0		0-0-0		0-1-0								
0-1-0		0-0-0		0-0-0		AWAY		0-0-0		0-0-0		0-1-0								
0-0-0		0-0-0		0-0-0		NEUTRAL		0-0-0		0-0-0		0-0-0								
RPI	S	Opponent		Score	RPI	S	Opponent		Score	RPI	S	Opponent		Score						
												105	H	Lipscomb	0	9				
												186	H	Georgia St.	0	3				
												250	A	Kennesaw St.	0	12				
												260	A	UNC Asheville	0	6				
												301	H	Chattanooga	0	4				
												304	H	Howard	0	5				
												314	A	Ark.-Pine Bluff	0	5				
				LAST 10 GAMES																
				304	H	Howard	0	5				314	A	Ark.-Pine Bluff	0	5				
				186	H	Georgia St.	0	3				250	A	Kennesaw St.	0	12				
				301	H	Chattanooga	0	4												
				260	A	UNC Asheville	0	6												
				105	H	Lipscomb	0	9												

Non-Div. I Games:

Alabama A&amp;M

[illegible]

**Non-Div. I Games:**

Denver

Average RPI Win:	0	WON-LOST	WINNING	LAST 10	STRENGTH OF	OPP. STRENGTH	TEAM	ADJ	CONF.	ADJ CONF.		
Average RPI Loss:	228	RECORD	PCT. RANK	GAMES	SCHEDULE	OF SCHEDULE	RPI	RPI	RPI	RPI		
DIV. I ONLY		0-11-0	0	329	0-9-0	263	317	326	.31365	327	28	28
DIV. I NON-CONF.		0-8-0	0	325	0-6-0	310	328	329	.27477	329	27	27
<hr/>												
TOTALS	RPI 1-25	RPI 26-50		W-L RECORDS		RPI 51-100		RPI 101-150		RPI 150+		
0-11-0	0-0-0	0-0-0		OVERALL		0-1-0		0-0-0		0-10-0		
0-6-0	0-0-0	0-0-0		HOME		0-1-0		0-0-0		0-5-0		
0-5-0	0-0-0	0-0-0		AWAY		0-0-0		0-0-0		0-5-0		
0-0-0	0-0-0	0-0-0		NEUTRAL		0-0-0		0-0-0		0-0-0		
0-8-0	0-0-0	0-0-0		NON-CONFERENCE		0-0-0		0-0-0		0-8-0		
0-4-0	0-0-0	0-0-0		HOME		0-0-0		0-0-0		0-4-0		
0-4-0	0-0-0	0-0-		AWAY		0-0-0		0-0-0		0-4-0		
0-0-0	0-0-0	0-0-0		NEUTRAL		0-0-0		0-0-0		0-0-0		
0-3-0	0-0-0	0-0-0		CONFERENCE		0-1-0		0-0-0		0-2-0		
0-2-0	0-0-0	0-0-0		HOME		0-1-0		0-0-0		0-1-0		
0-1-0	0-0-0	0-0-0		AWAY		0-0-0		0-0-0		0-1-0		
0-0-0	0-0-0	0-0-0		NEUTRAL		0-0-0		0-0-0		0-0-0		
RPI	S	Opponent	Score	RPI	S	Opponent	Score	RPI	S	Opponent	Score	
				60 H Seattle				0	5	173 H Utah Valley	1	7
										185 A UMKC	0	6
										212 H Milwaukee	0	9
										217 A Cleveland St.	0	7
										233 A Bowling Green	0	4
										242 H SIUE	0	7
										249 H Indiana St.	0	6
										307 A Green Bay	0	7
										312 H South Dakota	0	4
										321 A Eastern Ill.	1	4
<hr/>												
				LAST 10 GAMES								
249 H Indiana St.				0	6	173 H Utah Valley				1	7	
212 H Milwaukee				0	9	60 H Seattle				0	5	
307 A Green Bay				0	7	185 A UMKC				0	6	
242 H SIUE				0	7	321 A Eastern Ill.				1	4	
312 H South Dakota				0	4	217 A Cleveland St.				0	7	

Non-Div. I Games: St. Joseph's (IN) 0 4

Chicago St.

Average RPI Win:	319	WON-LOST	WINNING	LAST 10	STRENGTH OF	OPP. STRENGTH	TEAM	ADJ	CONF.	ADJ CONF.		
Average RPI Loss:	264	RECORD	PCT. RANK	GAMES	SCHEDULE	OF SCHEDULE	RPI	RPI	RPI	RPI		
DIV. I ONLY		2-10-0	.16667	311	1-8-0	323	327	328	.29127	328	32	32
DIV. I NON-CONF.		1-10-0	.09091	317	0-8-0	315	319	328	.29031	328	32	32
<hr/>												
TOTALS	RPI 1-25	RPI 26-50		W-L RECORDS		RPI 51-100		RPI 101-150		RPI 150+		
2-10-0	0-0-0	0-0-0		OVERALL		0-0-0		0-0-0		2-10-0		
0-4-0	0-0-0	0-0-0		HOME		0-0-0		0-0-0		0-4-0		
1-5-0	0-0-0	0-0-0		AWAY		0-0-0		0-0-0		1-5-0		
1-1-0	0-0-0	0-0-0		NEUTRAL		0-0-0		0-0-0		1-1-0		
1-10-0	0-0-0	0-0-0		NON-CONFERENCE		0-0-0		0-0-0		1-10-0		
0-4-0	0-0-0	0-0-0		HOME		0-0-0		0-0-0		0-4-0		
1-5-0	0-0-0	0-0-		AWAY		0-0-0		0-0-0		1-5-0		
0-1-0	0-0-0	0-0-0		NEUTRAL		0-0-0		0-0-0		0-1-0		
1-0-0	0-0-0	0-0-0		CONFERENCE		0-0-0		0-0-0		1-0-0		
0-0-0	0-0-0	0-0-0		HOME		0-0-0		0-0-0		0-0-0		
0-0-0	0-0-0	0-0-0		AWAY		0-0-0		0-0-0		0-0-0		
1-0-0	0-0-0	0-0-0		NEUTRAL		0-0-0		0-0-0		1-0-0		
RPI	S	Opponent	Score	RPI	S	Opponent	Score	RPI	S	Opponent	Score	
								207	A	Davidson	0	7
								239	A	Ga. Southern	1	5
								241	H	Stetson	0	3
								256	H	Wofford	0	1
								260	H	UNC Asheville	0	3
								263	A	Winthrop	1	2
								275	H	North Florida	0	4
								281	N	Morehead St.	3	5
								302	A	VMI	0	3
								305	A	Presbyterian	2	1
								313	A	Citadel	0	4
								333	N	Hampton	9	1
<hr/>												
LAST 10 GAMES												
313	A	Citadel	0	4	207	A	Davidson	0	7			
281	N	Morehead St.	3	5	302	A	VMI	0	3			
241	H	Stetson	0	3	333	N	Hampton	9	1			
239	A	Ga. Southern	1	5	256	H	Wofford	0	1			
260	H	UNC Asheville	0	3	263	A	Winthrop	1	2			

**Non-Div. I Games: Clayton St.**

Francis Marion



Average RPI Win: 0		WON-LOST RECORD		WINNING PCT. RANK		LAST 10 GAMES		STRENGTH OF SCHEDULE		OPP. STRENGTH OF SCHEDULE		TEAM RPI		ADJ RPI		CONF. RPI		ADJ CONF. RPI	
Average RPI Loss: 266		0-6-0		0 329		0-6-0		305		328		330		.29066 329		31		31	
DIV. I ONLY		0-3-0		0 325		0-3-0		161		309		314		.35652 310		31		31	
DIV. I NON-CONF.																			
TOTALS		RPI 1-25		RPI 26-50		W-L RECORDS		RPI 51-100		RPI 101-150		RPI 150+							
0-6-0		0-0-0		0-0-0		OVERALL		0-0-0		0-0-0		0-6-0							
0-2-0		0-0-0		0-0-0		HOME		0-0-0		0-0-0		0-2-0							
0-4-0		0-0-0		0-0-0		AWAY		0-0-0		0-0-0		0-4-0							
0-0-0		0-0-0		0-0-0		NEUTRAL		0-0-0		0-0-0		0-0-0							
0-3-0		0-0-0		0-0-0		NON-CONFERENCE		0-0-0		0-0-0		0-3-0							
0-1-0		0-0-0		0-0-0		HOME		0-0-0		0-0-0		0-1-0							
0-2-0		0-0-0		0-0-		AWAY		0-0-0		0-0-0		0-2-0							
0-0-0		0-0-0		0-0-0		NEUTRAL		0-0-0		0-0-0		0-0-0							
0-3-0		0-0-0		0-0-0		CONFERENCE		0-0-0		0-0-0		0-3-0							
0-1-0		0-0-0		0-0-0		HOME		0-0-0		0-0-0		0-1-0							
0-2-0		0-0-0		0-0-0		AWAY		0-0-0		0-0-0		0-2-0							
0-0-0		0-0-0		0-0-0		NEUTRAL		0-0-0		0-0-0		0-0-0							
RPI	S	Opponent		Score		RPI	S	Opponent		Score		RPI	S	Opponent		Score			
														205 H Louisiana Tech		1		7	
														226 A La.-Lafayette		0		5	
														245 A La.-Monroe		0		6	
														292 A Prairie View		1		8	
														309 H Alabama St.		0		1	
														317 A Texas Southern		1		7	
LAST 10 GAMES																			
		245 A La.-Monroe		0 6				309 H Alabama St.		0 1									
		205 H Louisiana Tech		1 7				292 A Prairie View		1 8									
								317 A Texas Southern		1 7									
								226 A La.-Lafayette		0 5									

Non-Div. I Games:

Grambling

Average RPI Win: 322		WON-LOST RECORD		WINNING PCT. RANK		LAST 10 GAMES		STRENGTH OF SCHEDULE		OPP. STRENGTH OF SCHEDULE		TEAM RPI		ADJ RPI		CONF. RPI		ADJ CONF. RPI	
DIV. I ONLY		2-9-0		.18182 309		2-8-0		330		321		329		.28801 330		26		27	
DIV. I NON-CONF.		2-5-0		.28571 263		2-4-0		332		332		330		.27079 330		29		29	
TOTALS		RPI 1-25		RPI 26-50		W-L RECORDS		RPI 51-100		RPI 101-150		RPI 150+							
2-9-0		0-0-0		0-0-0		OVERALL		0-0-0		0-0-0		2-9-0							
2-4-0		0-0-0		0-0-0		HOME		0-0-0		0-0-0		2-4-0							
0-5-0		0-0-0		0-0-0		AWAY		0-0-0		0-0-0		0-5-0							
0-0-0		0-0-0		0-0-0		NEUTRAL		0-0-0		0-0-0		0-0-0							
2-5-0		0-0-0		0-0-0		NON-CONFERENCE		0-0-0		0-0-0		2-5-0							
2-2-0		0-0-0		0-0-0		HOME		0-0-0		0-0-0		2-2-0							
0-3-0		0-0-0		0-0-		AWAY		0-0-0		0-0-0		0-3-0							
0-0-0		0-0-0		0-0-0		NEUTRAL		0-0-0		0-0-0		0-0-0							
0-4-0		0-0-0		0-0-0		CONFERENCE		0-0-0		0-0-0		0-4-0							
0-2-0		0-0-0		0-0-0		HOME		0-0-0		0-0-0		0-2-0							
0-2-0		0-0-0		0-0-0		AWAY		0-0-0		0-0-0		0-2-0							
0-0-0		0-0-0		0-0-0		NEUTRAL		0-0-0		0-0-0		0-0-0							
RPI	S	Opponent		Score		RPI	S	Opponent		Score		RPI	S	Opponent		Score			
</																			

Non-Div. I Games:

Saint Peter's

Average RPI Win:	332	WON-LOST RECORD	WINNING PCT. RANK	LAST 10 GAMES	STRENGTH OF SCHEDULE	OPP. STRENGTH OF SCHEDULE	TEAM RPI	ADJ RPI	CONF. RPI	ADJ CONF. RPI					
Average RPI Loss:	274														
DIV. I ONLY		1-9-0	.1	318	1-9-0	322	332	331	.27396	331	31	31			
DIV. I NON-CONF.		0-7-0	0	325	0-7-0	317	331	331	.26424	331	31	31			
<hr/>															
TOTALS	RPI 1-25	RPI 26-50		W-L RECORDS		RPI 51-100		RPI 101-150		RPI 150+					
1-9-0	0-0-0	0-0-0		OVERALL		0-0-0		0-0-0		1-9-0					
1-2-0	0-0-0	0-0-0		HOME		0-0-0		0-0-0		1-2-0					
0-6-0	0-0-0	0-0-0		AWAY		0-0-0		0-0-0		0-6-0					
0-1-0	0-0-0	0-0-0		NEUTRAL		0-0-0		0-0-0		0-1-0					
0-7-0	0-0-0	0-0-0		NON-CONFERENCE		0-0-0		0-0-0		0-7-0					
0-1-0	0-0-0	0-0-0		HOME		0-0-0		0-0-0		0-1-0					
0-5-0	0-0-0	0-0-		AWAY		0-0-0		0-0-0		0-5-0					
0-1-0	0-0-0	0-0-0		NEUTRAL		0-0-0		0-0-0		0-1-0					
1-2-0	0-0-0	0-0-0		CONFERENCE		0-0-0		0-0-0		1-2-0					
1-1-0	0-0-0	0-0-0		HOME		0-0-0		0-0-0		1-1-0					
0-1-0	0-0-0	0-0-0		AWAY		0-0-0		0-0-0		0-1-0					
0-0-0	0-0-0	0-0-0		NEUTRAL		0-0-0		0-0-0		0-0-0					
RPI	S	Opponent	Score	RPI	S	Opponent	Score	RPI	S	Opponent	Score	RPI	S	Opponent	Score
										196	A	Southeastern La.	0	5	
										205	A	Louisiana Tech	0	5	
										245	A	La.-Monroe	0	1	
										280	H	Southern Miss.	0	4	
										282	H	Mississippi Val.	0	4	
										304	A	Howard	0	2	
										316	N	South Carolina St.	1	5	
										318	A	Nicholls St.	0	2	
										323	A	UTRGV	0	3	
										332	H	Alcorn	2	1	
				LAST 10 GAMES											
				304	A	Howard	0	2		245	A	La.-Monroe	0	1	
				332	H	Alcorn	2	1		205	A	Louisiana Tech	0	5	
				282	H	Mississippi Val.	0	4		280	H	Southern Miss.	0	4	
				323	A	UTRGV	0	3		196	A	Southeastern La.	0	5	
				316	N	South Carolina St.	1	5		318	A	Nicholls St.	0	2	

Non-Div. I Games:

Southern U.

Average RPI Win: 0		WON-LOST	WINNING	LAST 10	STRENGTH OF		OPP. STRENGTH	TEAM	ADJ	CONF.	ADJ CONF.
Average RPI Loss: 300		RECORD	PCT. RANK	GAMES	SCHEDULE		OF SCHEDULE	RPI	RPI	RPI	RPI
DIV. I ONLY		0-6-0	0	329	0-6-0		332	331	332	.2201	332
DIV. I NON-CONF.		0-3-0	0	325	0-3-0		330	330	332	.22665	332
TOTALS		RPI 1-25	RPI 26-50		W-L RECORDS		RPI 51-100		RPI 101-150		RPI 150+
0-6-0		0-0-0	0-0-0		OVERALL		0-0-0		0-0-0		0-6-0
0-0-0		0-0-0	0-0-0		HOME		0-0-0		0-0-0		0-0-0
0-6-0		0-0-0	0-0-0		AWAY		0-0-0		0-0-0		0-6-0
0-0-0		0-0-0	0-0-0		NEUTRAL		0-0-0		0-0-0		0-0-0
0-3-0		0-0-0	0-0-0		NON-CONFERENCE		0-0-0		0-0-0		0-3-0
0-0-0		0-0-0	0-0-0		HOME		0-0-0		0-0-0		0-0-0
0-3-0		0-0-0	0-0-		AWAY		0-0-0		0-0-0		0-3-0
0-0-0		0-0-0	0-0-0		NEUTRAL		0-0-0		0-0-0		0-0-0
0-3-0		0-0-0	0-0-0		CONFERENCE		0-0-0		0-0-0		0-3-0
0-0-0		0-0-0	0-0-0		HOME		0-0-0		0-0-0		0-0-0
0-3-0		0-0-0	0-0-0		AWAY		0-0-0		0-0-0		0-3-0
0-0-0		0-0-0	0-0-0		NEUTRAL		0-0-0		0-0-0		0-0-0
RPI S	Opponent	Score	RPI S	Opponent	Score	RPI S	Opponent	Score	RPI S	Opponent	Score
									266 A Lamar	0	13
									292 A Prairie View	0	10
									294 A Northwestern St.	0	10
									298 A Jackson St.	0	5
									318 A Nicholls St.	0	10
									331 A Southern U.	1	2
LAST 10 GAMES											
						292 A Prairie View	0	10	266 A Lamar	0	13
						331 A Southern U.	1	2	318 A Nicholls St.	0	10
						298 A Jackson St.	0	5	294 A Northwestern St.	0	10

Non-Div. I Games: Millsaps 0 5

Alcorn

H  
a  
m  
p  
t  
o  
n

Hampton					Through Games Of Sunday, October 4, 2015														
Average RPI Win:	0	WON-LOST	WINNING	LAST 10		STRENGTH OF	OPP. STRENGTH	TEAM	ADJ	CONF.	ADJ CONF.								
Average RPI Loss:	313	RECORD	PCT. RANK	GAMES		SCHEDULE	OF SCHEDULE	RPI	RPI	RPI	RPI								
DIV. I ONLY		0-6-0	0	329	0-6-0	333	333	333	.20145	333	32	32							
DIV. I NON-CONF.		0-5-0	0	325	0-5-0	328	333	333	.21866	333	32	32							
-----																			
TOTALS		RPI 1-25		RPI 26-50		W-L RECORDS		RPI 51-100		RPI 101-150		RPI 150+							
0-6-0		0-0-0		0-0-0		OVERALL		0-0-0		0-0-0		0-6-0							
0-1-0		0-0-0		0-0-0		HOME		0-0-0		0-0-0		0-1-0							
0-3-0		0-0-0		0-0-0		AWAY		0-0-0		0-0-0		0-3-0							
0-2-0		0-0-0		0-0-0		NEUTRAL		0-0-0		0-0-0		0-2-0							
0-5-0		0-0-0		0-0-0		NON-CONFERENCE		0-0-0		0-0-0		0-5-0							
0-1-0		0-0-0		0-0-0		HOME		0-0-0		0-0-0		0-1-0							
0-3-0		0-0-0		0-0-		AWAY		0-0-0		0-0-0		0-3-0							
0-1-0		0-0-0		0-0-0		NEUTRAL		0-0-0		0-0-0		0-1-0							
0-1-0		0-0-0		0-0-0		CONFERENCE		0-0-0		0-0-0		0-1-0							
0-0-0		0-0-0		0-0-0		HOME		0-0-0		0-0-0		0-0-0							
0-0-0		0-0-0		0-0-0		AWAY		0-0-0		0-0-0		0-0-0							
0-1-0		0-0-0		0-0-0		NEUTRAL		0-0-0		0-0-0		0-1-0							
RPI	S	Opponent			Score	RPI	S	Opponent			Score	RPI	S	Opponent			Score		
												302	A	VMI			0	16	
												304	A	Howard			0	17	
												305	N	Presbyterian			0	10	
												308	H	Canisius			1	16	
												328	N	Francis Marion			1	9	
												330	A	Saint Peter's			2	11	
						LAST 10 GAMES													
						330	A	Saint Peter's			2	11	305	N	Presbyterian			0	10
						302	A	VMI			0	16	328	N	Francis Marion			1	9
						304	A	Howard			0	17							
						308	H	Canisius			1	16							

H  
a  
m  
p  
t  
o  
n

Non-Div. I Games:

Hampton