

Average RPI Win:		65	WON-LOST		WINNING		LAST 10		STRENGTH OF		OPP. STRENGTH		TEAM		ADJ		CONF.		ADJ CONF.	
Average RPI Loss:		29	RECORD		PCT. RANK		GAMES		SCHEDULE		OF SCHEDULE		RPI		RPI		RPI		RPI	
DIV. I ONLY			59-12-0		.83099		1		8-2-0		2		3		1		.64601		1	
DIV. I NON-CONF.			31-5-0		.86111		4		7-2-0		9		27		1		.63079		1	
TOTALS		RPI 1-25		RPI 26-50		W-L RECORDS		RPI 51-100		RPI 101-150		RPI 150+								
59-12-0		24-8-0		14-2-0		OVERALL		7-1-0		7-1-0		7-0-0								
30-5-0		10-3-0		7-1-0		HOME		4-0-0		5-1-0		4-0-0								
13-4-0		3-4-0		6-0-0		AWAY		3-0-0		0-0-0		1-0-0								
16-3-0		11-1-0		1-1-0		NEUTRAL		0-1-0		2-0-0		2-0-0								
31-5-0		10-2-0		3-1-0		NON-CONFERENCE		4-1-0		7-1-0		7-0-0								
18-2-0		3-1-0		2-0-0		HOME		4-0-0		5-1-0		4-0-0								
2-0-0		1-0-0		0-0-		AWAY		0-0-0		0-0-0		1-0-0								
11-3-0		6-1-0		1-1-0		NEUTRAL		0-1-0		2-0-0		2-0-0								
28-7-0		14-6-0		11-1-0		CONFERENCE		3-0-0		0-0-0		0-0-0								
12-3-0		7-2-0		5-1-0		HOME		0-0-0		0-0-0		0-0-0								
11-4-0		2-4-0		6-0-0		AWAY		3-0-0		0-0-0		0-0-0								
5-0-0		5-0-0		0-0-0		NEUTRAL		0-0-0		0-0-0		0-0-0								
RPI	S	Opponent		Score		RPI	S	Opponent		Score		RPI	S	Opponent		Score				
3	N	Mississippi St.		6 3		30	H	Florida		14 4		55	N	TCU		2 10				
3	N	Mississippi St.		1 0		30	H	Florida		5 0		67	H	Pepperdine		6 2				
4	A	Georgia		1 3		30	H	Florida		15 2		67	H	Pepperdine		6 3				
4	A	Georgia		3 8		31	H	Missouri		5 2		72	H	Samford		11 6				
4	A	Georgia		3 2		31	H	Missouri		7 2		82	A	South Carolina		6 2				
5	A	Louisville		6 2		31	H	Missouri		2 5		82	A	South Carolina		22 11				
5	N	Louisville		3 1		34	H	Duke		3 0		82	A	South Carolina		9 3				
5	N	Louisville		3 2		34	H	Duke		13 2		95	H	Evansville		5 4				
9	H	Arkansas		3 2		34	N	Duke		5 18										
9	H	Arkansas		12 14		44	A	Alabama		7 4										
9	H	Arkansas		12 2		44	A	Alabama		13 5										
11	H	Auburn		9 5		44	A	Alabama		2 0										
11	H	Auburn		5 2		49	N	Virginia		15 9										
11	H	Auburn		12 6		50	A	Kentucky		7 4										
11	N	Auburn		11 1		50	A	Kentucky		12 4										
13	H	Tennessee		10 4		50	A	Kentucky		16 10										
13	H	Tennessee		6 7																
13	H	Tennessee		4 2																
17	N	Ole Miss		11 10																
18	A	Texas A&M		7 8																
18	A	Texas A&M		7 4																
18	A	Texas A&M		0 7																
19	N	Michigan		8 2																
19	N	Michigan		4 7																
19	N	Michigan		4 1																
21	N	LSU		13 4																
23	H	Illinois St.		3 7																
						LAST 10 GAMES														
						19	N	Michigan		8 2		5	N	Louisville		3 1				
						19	N	Michigan		4 1		34	H	Duke		13 2				
						19	N	Michigan		4 7		34	H	Duke		3 0				
						5	N	Louisville		3 2		34	N	Duke		5 18				
						3	N	Mississippi St.		6 3		24	N	Indiana St.		12 1				

Vanderbilt

RPI	S	Opponent	Score	
23	H	Illinois St.	10	4
23	H	Illinois St.	9	1
24	H	Indiana St.	7	1
24	N	Indiana St.	8	5
24	N	Indiana St.	12	1

Non-Div. I Games:

Average RPI Win: 86		WON-LOST RECORD		WINNING PCT. RANK		LAST 10 GAMES		STRENGTH OF SCHEDULE		OPP. STRENGTH OF SCHEDULE		TEAM RPI		ADJ RPI		CONF. RPI		ADJ CONF. RPI					
DIV. I ONLY		52-11-0		.8254 2		7-3-0		17		25		2		.62605 2		4		4					
DIV. I NON-CONF.		27-6-0		.81818 6		5-3-0		2		22		2		.63035 2		3		3					
TOTALS		RPI 1-25		RPI 26-50		W-L RECORDS		RPI 51-100		RPI 101-150		RPI 150+											
52-11-0		9-5-0		7-3-0		OVERALL		19-2-0		6-1-0		11-0-0											
32-7-0		5-3-0		5-2-0		HOME		11-1-0		5-1-0		6-0-0											
19-4-0		4-2-0		2-1-0		AWAY		7-1-0		1-0-0		5-0-0											
1-0-0		0-0-0		0-0-0		NEUTRAL		1-0-0		0-0-0		0-0-0											
27-6-0		7-4-0		1-0-0		NON-CONFERENCE		8-1-0		6-1-0		5-0-0											
19-5-0		5-3-0		1-0-0		HOME		5-1-0		5-1-0		3-0-0											
8-1-0		2-1-0		0-0-		AWAY		3-0-0		1-0-0		2-0-0											
0-0-0		0-0-0		0-0-0		NEUTRAL		0-0-0		0-0-0		0-0-0											
25-5-0		2-1-0		6-3-0		CONFERENCE		11-1-0		0-0-0		6-0-0											
13-2-0		0-0-0		4-2-0		HOME		6-0-0		0-0-0		3-0-0											
11-3-0		2-1-0		2-1-0		AWAY		4-1-0		0-0-0		3-0-0											
1-0-0		0-0-0		0-0-0		NEUTRAL		1-0-0		0-0-0		0-0-0											
RPI	S	Opponent		Score		RPI	S	Opponent		Score		RPI	S	Opponent		Score							
6	H	Oklahoma St.		6	3	29	H	Oregon St.		3	7	52	H	Arizona		3	1	105	H	Sacramento St.		6	0
7	H	East Carolina		3	0	29	H	Oregon St.		9	7	52	H	Arizona		12	10	105	H	Sacramento St.		1	2
7	H	East Carolina		8	5	29	H	Oregon St.		8	0	52	H	Arizona		10	5	105	H	Sacramento St.		2	1
7	H	East Carolina		7	5	33	H	Baylor		11	6	57	A	LMU (CA)		9	4	113	H	St. John's (NY)		11	1
10	A	Stanford		11	5	36	H	California		6	1	57	H	LMU (CA)		5	0	113	H	St. John's (NY)		3	2
10	A	Stanford		10	7	36	H	California		8	7	57	H	LMU (CA)		6	3	113	H	St. John's (NY)		9	0
10	A	Stanford		2	3	36	H	California		1	4	57	H	LMU (CA)		2	3	115	A	Cal St. Fullerton		8	3
12	A	Georgia Tech		6	0	39	A	Arizona St.		18	3	57	H	LMU (CA)		6	1	180	H	Utah		5	0
12	A	Georgia Tech		8	2	39	A	Arizona St.		7	8	58	A	UC Irvine		7	0	180	H	Utah		6	1
12	A	Georgia Tech		3	4	39	A	Arizona St.		3	2	58	H	UC Irvine		9	3	180	H	Utah		6	4
19	H	Michigan		5	4							67	A	Pepperdine		8	5	195	H	Omaha		5	2
19	H	Michigan		2	4							67	H	Pepperdine		3	2	201	A	CSUN		4	3
19	H	Michigan		2	3							70	A	Oregon		4	2	201	H	CSUN		10	1
19	H	Michigan		5	7							70	A	Oregon		6	5	221	A	Washington St.		6	2
												74	H	Washington		4	0	221	A	Washington St.		10	0
												74	H	Washington		14	2	221	A	Washington St.		13	10
												74	H	Washington		8	3	229	A	Long Beach St.		2	0
												77	A	Southern California		9	2	229	H	Long Beach St.		2	1
												77	A	Southern California		2	7						
												77	A	Southern California		7	1						
						LAST 10 GAMES																	
						19	H	Michigan		2	4												
						19	H	Michigan		5	4												
						19	H	Michigan		2	3												
						57	H	LMU (CA)		6	3												
						57	H	LMU (CA)		6	1												

Non-Div. I Games:

UCLA

RPI	S	Opponent	Score	
77	N	Southern California	7	5

33	H	Baylor	11	6
57	H	LMU (CA)	2	3
195	H	Omaha	5	2
70	A	Oregon	6	5
70	A	Oregon	4	2

U
C
L
A

U
C
L
A

Average RPI Win:		90	WON-LOST RECORD		WINNING PCT. RANK	LAST 10 GAMES		STRENGTH OF SCHEDULE		OPP. STRENGTH OF SCHEDULE	TEAM RPI	ADJ RPI	CONF. RPI	ADJ CONF. RPI					
DIV. I ONLY			52-15-0		.77612	4	6-4-0	13		10	3	.61756	3	1	1				
DIV. I NON-CONF.			29-2-0		.93548	1	5-1-0	97		132	3	.61434	3	1	1				
TOTALS		RPI 1-25		RPI 26-50		W-L RECORDS		RPI 51-100		RPI 101-150		RPI 150+							
52-15-0		21-12-0		7-2-0		OVERALL		8-1-0		4-0-0		12-0-0							
37-5-0		10-3-0		5-1-0		HOME		6-1-0		4-0-0		12-0-0							
10-6-0		7-5-0		2-1-0		AWAY		1-0-0		0-0-0		0-0-0							
5-4-0		4-4-0		0-0-0		NEUTRAL		1-0-0		0-0-0		0-0-0							
29-2-0		5-1-0		2-1-0		NON-CONFERENCE		6-0-0		4-0-0		12-0-0							
26-1-0		4-0-0		2-1-0		HOME		4-0-0		4-0-0		12-0-0							
1-0-0		0-0-0		0-0-0		AWAY		1-0-0		0-0-0		0-0-0							
2-1-0		1-1-0		0-0-0		NEUTRAL		1-0-0		0-0-0		0-0-0							
23-13-0		16-11-0		5-1-0		CONFERENCE		2-1-0		0-0-0		0-0-0							
11-4-0		6-3-0		3-0-0		HOME		2-1-0		0-0-0		0-0-0							
9-6-0		7-5-0		2-1-0		AWAY		0-0-0		0-0-0		0-0-0							
3-3-0		3-3-0		0-0-0		NEUTRAL		0-0-0		0-0-0		0-0-0							
RPI	S	Opponent		Score		RPI	S	Opponent		Score		RPI	S	Opponent		Score			
1	N	Vanderbilt		3 6		30	A	Florida		10 5		61	H	Louisiana Tech		7 3			
1	N	Vanderbilt		0 1		30	A	Florida		2 4		62	H	Central Mich.		7 2			
4	H	Georgia		9 3		30	A	Florida		6 5		72	A	Samford		6 4			
4	H	Georgia		6 5		43	H	Southern Miss.		4 3		75	N	Sam Houston St.		5 4			
4	H	Georgia		19 3		43	H	Southern Miss.		8 1		82	H	South Carolina		24 7			
5	N	Louisville		3 4		43	H	Southern Miss.		0 1		82	H	South Carolina		11 2			
7	H	East Carolina		4 1		44	H	Alabama		6 0		82	H	South Carolina		8 10			
8	N	Texas Tech		4 2		44	H	Alabama		13 3		84	H	Southeastern La.		12 0			
9	A	Arkansas		2 10		44	H	Alabama		9 1		96	H	Little Rock		15 4			
9	A	Arkansas		3 5										230		H	Grambling	18 1	
9	A	Arkansas		5 12										249		H	Texas Southern	5 1	
10	H	Stanford		8 1										267		H	Jackson St.	17 4	
10	H	Stanford		6 2										278		H	Youngstown St.	14 3	
11	H	Auburn		15 2										278		H	Youngstown St.	14 2	
11	H	Auburn		20 15										278		H	Youngstown St.	8 0	
11	H	Auburn		5 6										292		H	Ark.-Pine Bluff	14 1	
11	N	Auburn		5 4										297		H	Mississippi Val.	18 5	
13	A	Tennessee		6 3															
13	A	Tennessee		1 2															
13	A	Tennessee		7 5															
16	H	Miami (FL)		5 2															
17	A	Ole Miss		8 5		LAST 10 GAMES													
17	A	Ole Miss		2 0		5	N	Louisville		3 4		16	H	Miami (FL)		5 2			
17	A	Ole Miss		11 5		1	N	Vanderbilt		3 6		62	H	Central Mich.		7 2			
17	N	Ole Miss		8 1		11	N	Auburn		5 4		204	H	Southern U.		11 6			
18	A	Texas A&M		4 3		10	H	Stanford		8 1		21	N	LSU		2 12			
18	A	Texas A&M		0 1		10	H	Stanford		6 2		1	N	Vanderbilt		0 1			

RPI	S	Opponent	Score	
18	A	Texas A&M	4	0
21	H	LSU	2	11
21	H	LSU	5	10
21	H	LSU	6	5
21	N	LSU	6	5
21	N	LSU	2	12

Non-Div. I Games:

Mississippi State

Mississippi State

Average RPI Win: 89		WON-LOST	WINNING	LAST 10	STRENGTH OF		OPP. STRENGTH	TEAM	ADJ	CONF.	ADJ CONF.
Average RPI Loss: 37		RECORD	PCT. RANK	GAMES	SCHEDULE		OF SCHEDULE	RPI	RPI	RPI	RPI
DIV. I ONLY		46-17-0	.73016	9	7-3-0		14	8	4	.61165	4
DIV. I NON-CONF.		23-7-0	.76667	15	2-2-0		82	92	26	.57833	26
TOTALS		RPI 1-25	RPI 26-50		W-L RECORDS		RPI 51-100		RPI 101-150		RPI 150+
46-17-0		10-11-0	14-3-0		OVERALL		6-2-0		4-0-0		12-1-0
30-5-0		5-2-0	11-2-0		HOME		1-0-0		4-0-0		9-1-0
13-10-0		3-7-0	3-1-0		AWAY		5-2-0		0-0-0		2-0-0
3-2-0		2-2-0	0-0-0		NEUTRAL		0-0-0		0-0-0		1-0-0
23-7-0		1-2-0	3-2-0		NON-CONFERENCE		3-2-0		4-0-0		12-1-0
17-3-0		1-0-0	2-2-0		HOME		1-0-0		4-0-0		9-1-0
5-3-0		0-1-0	1-0-		AWAY		2-2-0		0-0-0		2-0-0
1-1-0		0-1-0	0-0-0		NEUTRAL		0-0-0		0-0-0		1-0-0
23-10-0		9-9-0	11-1-0		CONFERENCE		3-0-0		0-0-0		0-0-0
13-2-0		4-2-0	9-0-0		HOME		0-0-0		0-0-0		0-0-0
8-7-0		3-6-0	2-1-0		AWAY		3-0-0		0-0-0		0-0-0
2-1-0		2-1-0	0-0-0		NEUTRAL		0-0-0		0-0-0		0-0-0
RPI S	Opponent	Score	RPI S	Opponent	Score	RPI S	Opponent	Score	RPI S	Opponent	Score
1 H	Vanderbilt	3 1	30 H	Florida	4 1	71 A	Ga. Southern	3 1	107 H	Mercer	13 3
1 H	Vanderbilt	8 3	30 H	Florida	9 1	71 A	Ga. Southern	4 2	141 H	Dayton	5 1
1 H	Vanderbilt	2 3	30 H	Florida	6 4	71 A	Ga. Southern	7 10	141 H	Dayton	13 1
3 A	Mississippi St.	3 9	31 H	Missouri	3 0	81 A	Jacksonville St.	8 9	141 H	Dayton	10 7
3 A	Mississippi St.	3 19	31 H	Missouri	5 2	81 H	Jacksonville St.	5 1	152 H	Presbyterian	7 6
3 A	Mississippi St.	5 6	31 H	Missouri	4 2	82 A	South Carolina	8 7	152 H	Presbyterian	8 1
9 N	Arkansas	3 1	32 H	Florida St.	1 10	82 A	South Carolina	4 2	152 H	Presbyterian	17 0
11 A	Auburn	11 2	32 H	Florida St.	3 12	82 A	South Carolina	6 1	174 A	Kennesaw St.	7 6
11 A	Auburn	10 8	37 H	Fla. Atlantic	13 0				174 H	Kennesaw St.	11 1
11 A	Auburn	3 4	41 A	Clemson	5 3				209 H	UMass Lowell	12 5
12 A	Georgia Tech	2 11	41 H	Clemson	3 2				209 H	UMass Lowell	13 5
12 H	Georgia Tech	12 2	44 H	Alabama	9 4				209 H	UMass Lowell	6 2
12 N	Georgia Tech	6 8	44 H	Alabama	12 2				232 A	Georgia St.	6 3
13 A	Tennessee	0 3	44 H	Alabama	9 1				232 H	Georgia St.	11 1
13 A	Tennessee	0 2	50 A	Kentucky	10 8				250 H	LIU Brooklyn	0 1
13 A	Tennessee	7 1	50 A	Kentucky	0 5				264 H	Alabama St.	11 3
17 N	Ole Miss	3 5	50 A	Kentucky	7 3				270 N	The Citadel	9 0
18 N	Texas A&M	2 0	LAST 10 GAMES								
21 H	LSU	9 7	32 H	Florida St.	1 10	9 N	Arkansas	3 1			
21 H	LSU	2 0	37 H	Fla. Atlantic	13 0	18 N	Texas A&M	2 0			
21 H	LSU	0 1	32 H	Florida St.	3 12	44 H	Alabama	9 1			
			107 H	Mercer	13 3	44 H	Alabama	12 2			
			17 N	Ole Miss	3 5	44 H	Alabama	9 4			

Non-Div. I Games:

Georgia

Average RPI Win:		91	WON-LOST RECORD		WINNING PCT. RANK		LAST 10 GAMES		STRENGTH OF SCHEDULE		OPP. STRENGTH OF SCHEDULE		TEAM RPI		ADJ RPI		CONF. RPI		ADJ CONF. RPI			
Average RPI Loss:		31																				
DIV. I ONLY			51-18-0		.73913 8		7-3-0		16		21		5		.60369 5		3		3			
DIV. I NON-CONF.			30-7-0		.81081 8		7-3-0		34		28		5		.60335 5		4		4			
TOTALS		RPI 1-25		RPI 26-50		W-L RECORDS		RPI 51-100		RPI 101-150		RPI 150+										
51-18-0		14-7-0		12-8-0		OVERALL		7-3-0		3-0-0		15-0-0										
32-8-0		8-5-0		4-1-0		HOME		6-2-0		0-0-0		14-0-0										
16-4-0		4-0-0		7-4-0		AWAY		1-0-0		3-0-0		1-0-0										
3-6-0		2-2-0		1-3-0		NEUTRAL		0-1-0		0-0-0		0-0-0										
30-7-0		8-4-0		5-2-0		NON-CONFERENCE		2-1-0		0-0-0		15-0-0										
22-3-0		5-2-0		2-0-0		HOME		1-1-0		0-0-0		14-0-0										
5-0-0		1-0-0		2-0-		AWAY		1-0-0		0-0-0		1-0-0										
3-4-0		2-2-0		1-2-0		NEUTRAL		0-0-0		0-0-0		0-0-0										
21-11-0		6-3-0		7-6-0		CONFERENCE		5-2-0		3-0-0		0-0-0										
10-5-0		3-3-0		2-1-0		HOME		5-1-0		0-0-0		0-0-0										
11-4-0		3-0-0		5-4-0		AWAY		0-0-0		3-0-0		0-0-0										
0-2-0		0-0-0		0-1-0		NEUTRAL		0-1-0		0-0-0		0-0-0										
RPI	S	Opponent		Score		RPI	S	Opponent		Score		RPI	S	Opponent		Score						
1	H	Vanderbilt		2	6	27	N	UConn		2	3	54	H	Wake Forest		6	1	101	A	Notre Dame	8	2
1	N	Vanderbilt		2	3	27	N	UConn		3	8	54	H	Wake Forest		10	7	101	A	Notre Dame	3	1
1	N	Vanderbilt		1	3	27	N	UConn		12	2	54	H	Wake Forest		5	4	101	A	Notre Dame	2	0
3	N	Mississippi St.		4	3	32	H	Florida St.		11	0	56	H	Boston College		11	4	154	H	Miami (OH)	6	1
7	A	East Carolina		12	0	32	H	Florida St.		14	1	56	H	Boston College		4	0	161	H	Western Ky.	11	4
7	H	East Carolina		14	1	32	H	Florida St.		3	14	56	H	Boston College		4	6	163	H	James Madison	1	0
11	N	Auburn		5	3	34	A	Duke		2	1	56	N	Boston College		1	5	163	H	James Madison	5	0
12	H	Georgia Tech		0	4	34	A	Duke		8	3	66	H	Xavier		4	5	163	H	James Madison	11	1
12	H	Georgia Tech		1	3	34	A	Duke		8	6	86	H	Morehead St.		10	9	187	H	UIC	5	3
12	H	Georgia Tech		5	4	38	A	Indiana		8	7	90	A	Cincinnati		12	0	196	A	Eastern Ky.	12	8
16	H	Miami (FL)		11	16	38	H	Indiana		9	7							196	H	Eastern Ky.	5	1
16	H	Miami (FL)		7	5	41	A	Clemson		3	6							227	H	Brown	5	4
16	H	Miami (FL)		9	6	41	A	Clemson		1	5							227	H	Brown	13	2
17	H	Ole Miss		10	8	41	A	Clemson		7	4							227	H	Brown	7	0
17	H	Ole Miss		4	3	41	N	Clemson		1	7							279	H	Northern Ky.	11	2
22	A	NC State		6	3	49	A	Virginia		2	10							290	H	Alabama A&M	14	3
22	A	NC State		14	2	49	A	Virginia		15	7							290	H	Alabama A&M	15	3
22	A	NC State		14	10	49	A	Virginia		6	12							290	H	Alabama A&M	32	1
23	H	Illinois St.		11	2	50	A	Kentucky		18	6											
23	H	Illinois St.		4	3	50	H	Kentucky		8	3											
23	H	Illinois St.		2	4			LAST 10 GAMES														
						1	N	Vanderbilt		2	3	7	H	East Carolina		14	1					
						3	N	Mississippi St.		4	3	23	H	Illinois St.		4	3					
						11	N	Auburn		5	3	23	H	Illinois St.		11	2					
						1	N	Vanderbilt		1	3	38	H	Indiana		9	7					
						7	A	East Carolina		12	0	23	H	Illinois St.		2	4					

Non-Div. I Games:

Louisville

Average RPI Win: 63		WON-LOST RECORD		WINNING PCT. RANK		LAST 10 GAMES		STRENGTH OF SCHEDULE		OPP. STRENGTH OF SCHEDULE		TEAM RPI		ADJ RPI		CONF. RPI		ADJ CONF. RPI					
DIV. I ONLY		40-21-0		.65574 33		6-4-0		3		22		6		.60183 6		2		2					
DIV. I NON-CONF.		20-9-0		.68966 48		3-1-0		3		40		6		.60217 6		2		2					
TOTALS		RPI 1-25		RPI 26-50		W-L RECORDS		RPI 51-100		RPI 101-150		RPI 150+											
40-21-0		4-8-0		12-3-0		OVERALL		19-6-0		4-4-0		1-0-0											
19-7-0		1-2-0		4-0-0		HOME		12-2-0		1-3-0		1-0-0											
12-11-0		1-6-0		4-1-0		AWAY		5-3-0		2-1-0		0-0-0											
9-3-0		2-0-0		4-2-0		NEUTRAL		2-1-0		1-0-0		0-0-0											
20-9-0		1-1-0		6-2-0		NON-CONFERENCE		8-2-0		4-4-0		1-0-0											
9-5-0		0-0-0		1-0-0		HOME		6-2-0		1-3-0		1-0-0											
7-3-0		0-1-0		3-0-		AWAY		2-0-0		2-1-0		0-0-0											
4-1-0		1-0-0		2-1-0		NEUTRAL		0-0-0		1-0-0		0-0-0											
20-12-0		3-7-0		6-1-0		CONFERENCE		11-4-0		0-0-0		0-0-0											
10-2-0		1-2-0		3-0-0		HOME		6-0-0		0-0-0		0-0-0											
5-8-0		1-5-0		1-0-0		AWAY		3-3-0		0-0-0		0-0-0											
5-2-0		1-0-0		2-1-0		NEUTRAL		2-1-0		0-0-0		0-0-0											
RPI	S	Opponent		Score		RPI	S	Opponent		Score		RPI	S	Opponent		Score		RPI	S	Opponent		Score	
2	A	UCLA		3	6	26	A	DBU		5	7	55	A	TCU		9	8	103	N	Harvard		2	0
8	A	Texas Tech		4	12	26	H	DBU		6	3	55	A	TCU		7	6	106	H	Iowa		4	5
8	A	Texas Tech		6	5	27	N	UConn		2	5	55	A	TCU		4	7	106	H	Iowa		2	3
8	A	Texas Tech		6	8	27	N	UConn		3	1	55	N	TCU		6	13	106	H	Iowa		5	4
8	A	Texas Tech		2	5	29	A	Oregon St.		5	2	55	N	TCU		7	6	114	A	UTRGV		10	3
8	A	Texas Tech		2	10	29	A	Oregon St.		1	0	55	N	TCU		5	2	114	A	UTRGV		3	1
8	A	Texas Tech		6	8	29	A	Oregon St.		8	7	68	H	Texas		11	10	114	A	UTRGV		2	5
15	H	West Virginia		2	4	33	H	Baylor		16	4	68	H	Texas		10	2	129	H	Central Ark.		4	8
15	H	West Virginia		9	5	33	H	Baylor		5	4	68	H	Texas		15	0	156	H	Missouri St.		13	2
15	H	West Virginia		1	11	33	N	Baylor		5	0	69	A	Kansas		6	7						
15	N	West Virginia		5	2	40	N	Nebraska		6	5	69	A	Kansas		4	5						
19	N	Michigan		3	2	46	A	Oklahoma		10	7	69	A	Kansas		27	6						
						46	H	Oklahoma		6	5	77	A	Southern California		11	6						
						46	N	Oklahoma		5	1	83	A	Wichita St.		1	0						
						46	N	Oklahoma		2	3	83	H	Wichita St.		10	7						
												84	H	Southeastern La.		9	0						
												84	H	Southeastern La.		3	5						
												84	H	Southeastern La.		5	1						
												89	H	Wright St.		4	5						
												89	H	Wright St.		4	0						
				LAST 10 GAMES																			
						8	A	Texas Tech		6	8												
						8	A	Texas Tech		6	5												
						8	A	Texas Tech		6	8												
						27	N	UConn		3	1												
						27	N	UConn		2	5												

Non-Div. I Games:

Oklahoma St.

RPI	S	Opponent	Score	
89	H	Wright St.	17	5
96	H	Little Rock	8	3
97	H	Kansas St.	5	4
97	H	Kansas St.	8	4
97	H	Kansas St.	11	4
40	N	Nebraska	6	5
103	N	Harvard	2	0
55	N	TCU	7	6
15	N	West Virginia	5	2
55	N	TCU	6	13

O
k
l
a
h
o
m
a
s
t
.

O
k
l
a
h
o
m
a
s
t
.

Average RPI Win:		97	WON-LOST RECORD		WINNING PCT. RANK		LAST 10 GAMES		STRENGTH OF SCHEDULE		OPP. STRENGTH OF SCHEDULE		TEAM RPI		ADJ RPI		CONF. RPI		ADJ CONF. RPI				
DIV. I ONLY			47-18-0		.72308		10		19		44		7		.6017		7		5				
DIV. I NON-CONF.			26-12-0		.68421		51		5		57		10		.59698		10		5				
TOTALS		RPI 1-25		RPI 26-50		W-L RECORDS		RPI 51-100		RPI 101-150		RPI 150+											
47-18-0		3-6-0		10-2-0		OVERALL		16-6-0		10-2-0		8-2-0											
27-7-0		1-1-0		7-0-0		HOME		5-2-0		6-2-0		8-2-0											
19-9-0		2-5-0		2-2-0		AWAY		11-2-0		4-0-0		0-0-0											
1-2-0		0-0-0		1-0-0		NEUTRAL		0-2-0		0-0-0		0-0-0											
26-12-0		3-6-0		1-1-0		NON-CONFERENCE		9-2-0		5-1-0		8-2-0											
17-5-0		1-1-0		1-0-0		HOME		3-1-0		4-1-0		8-2-0											
9-7-0		2-5-0		0-0-		AWAY		6-1-0		1-0-0		0-0-0											
0-0-0		0-0-0		0-0-0		NEUTRAL		0-0-0		0-0-0		0-0-0											
21-6-0		0-0-0		9-1-0		CONFERENCE		7-4-0		5-1-0		0-0-0											
10-2-0		0-0-0		6-0-0		HOME		2-1-0		2-1-0		0-0-0											
10-2-0		0-0-0		2-1-0		AWAY		5-1-0		3-0-0		0-0-0											
1-2-0		0-0-0		1-0-0		NEUTRAL		0-2-0		0-0-0		0-0-0											
RPI	S	Opponent		Score		RPI	S	Opponent		Score		RPI	S	Opponent		Score		RPI	S	Opponent		Score	
2	A	UCLA		0	3	27	H	UConn		5	2	51	A	Campbell		12	3	117	A	South Fla.		5	1
2	A	UCLA		5	8	27	H	UConn		9	7	51	A	Campbell		6	7	117	A	South Fla.		13	7
2	A	UCLA		5	7	27	H	UConn		5	1	51	H	Campbell		4	3	117	A	South Fla.		4	0
3	A	Mississippi St.		1	4	34	A	Duke		2	7	51	H	Campbell		10	3	122	H	Air Force		2	3
5	A	Louisville		1	14	34	H	Duke		6	1	73	A	Maryland		3	0	130	H	Radford		6	2
5	H	Louisville		0	12	45	A	Houston		0	2	73	A	Maryland		2	1	130	H	Radford		4	3
14	A	North Carolina		9	5	45	A	Houston		3	1	73	A	Maryland		9	0	130	H	Radford		15	9
17	A	Ole Miss		3	2	45	A	Houston		15	3	80	A	Old Dominion		10	7	131	H	Memphis		5	3
22	H	NC State		9	2	45	N	Houston		13	2	83	A	Wichita St.		6	1	131	H	Memphis		9	10
						48	H	UCF		6	5	83	A	Wichita St.		7	3	131	H	Memphis		19	10
						48	H	UCF		13	8	83	A	Wichita St.		1	3	148	A	UNCW		9	1
						48	H	UCF		7	4	83	N	Wichita St.		5	12	148	H	UNCW		8	5
												83	N	Wichita St.		2	6	160	H	Marist		10	5
												89	H	Wright St.		4	12	160	H	Marist		5	0
												90	A	Cincinnati		6	2	160	H	Marist		4	3
												90	A	Cincinnati		9	4	164	H	Quinnipiac		4	5
												90	A	Cincinnati		6	3	164	H	Quinnipiac		13	3
												98	H	Tulane		8	2	180	H	Utah		7	6
												98	H	Tulane		14	0	207	H	Western Caro.		12	6
												98	H	Tulane		8	9	240	H	Monmouth		5	8
																		240	H	Monmouth		10	0
																		240	H	Monmouth		3	1
LAST 10 GAMES																							
		5	H	Louisville		0	12																
		5	A	Louisville		1	14																
		51	A	Campbell		12	3																
		51	H	Campbell		10	3																
		164	H	Quinnipiac		13	3																

Non-Div. I Games:

East Carolina

RPI	S	Opponent	Score	
99	A	Elon	9	4
99	H	Elon	5	3
22	H	NC State	9	2
164	H	Quinnipiac	4	5
83	N	Wichita St.	5	12
45	N	Houston	13	2
83	N	Wichita St.	2	6

E
a
s
t
C
a
r
o
l
i
n
a

E
a
s
t
C
a
r
o
l
i
n
a

Average RPI Win:		64	WON-LOST		WINNING		LAST 10		STRENGTH OF		OPP. STRENGTH		TEAM	ADJ		CONF.	ADJ CONF.	
Average RPI Loss:		55	RECORD		PCT. RANK		GAMES		SCHEDULE		OF SCHEDULE		RPI	RPI		RPI	RPI	
DIV. I ONLY			46-20-0		.69697		15		7-3-0		11		11		8		.59962	
DIV. I NON-CONF.			25-9-0		.73529		27		5-2-0		12		8		9		.59778	
TOTALS		RPI 1-25		RPI 26-50		W-L RECORDS		RPI 51-100		RPI 101-150		RPI 150+						
46-20-0		11-8-0		11-3-0		OVERALL		16-6-0		3-1-0		5-2-0						
30-7-0		8-1-0		7-1-0		HOME		9-3-0		2-1-0		4-1-0						
10-7-0		1-2-0		3-1-0		AWAY		5-3-0		0-0-0		1-1-0						
6-6-0		2-5-0		1-1-0		NEUTRAL		2-0-0		1-0-0		0-0-0						
25-9-0		4-3-0		6-2-0		NON-CONFERENCE		7-1-0		3-1-0		5-2-0						
19-3-0		3-0-0		5-0-0		HOME		5-1-0		2-1-0		4-1-0						
3-2-0		0-0-0		0-0-		AWAY		2-0-0		0-0-0		1-1-0						
3-4-0		1-3-0		1-1-0		NEUTRAL		0-0-0		1-0-0		0-0-0						
21-11-0		7-5-0		5-1-0		CONFERENCE		9-5-0		0-0-0		0-0-0						
11-4-0		5-1-0		2-1-0		HOME		4-2-0		0-0-0		0-0-0						
7-5-0		1-2-0		3-0-0		AWAY		3-3-0		0-0-0		0-0-0						
3-2-0		1-2-0		0-0-0		NEUTRAL		2-0-0		0-0-0		0-0-0						
RPI	S	Opponent		Score		RPI	S	Opponent		Score		RPI	S	Opponent		Score		
3	N	Mississippi St.		2	4	26	H	DBU		3	0	55	H	TCU		7	2	
6	H	Oklahoma St.		8	6	26	H	DBU		3	2	55	H	TCU		1	3	
6	H	Oklahoma St.		5	6	32	N	Florida St.		4	1	55	H	TCU		8	4	
6	H	Oklahoma St.		8	6	33	H	Baylor		3	2	68	A	Texas		3	0	
6	H	Oklahoma St.		5	2	33	H	Baylor		13	3	68	A	Texas		3	4	
6	H	Oklahoma St.		10	2	33	H	Baylor		10	11	68	A	Texas		3	4	
6	H	Oklahoma St.		12	4	34	A	Duke		6	13	69	H	Kansas		19	4	
9	N	Arkansas		5	4	40	N	Nebraska		1	2	69	H	Kansas		9	13	
15	A	West Virginia		0	2	46	A	Oklahoma		10	6	69	H	Kansas		5	4	
15	A	West Virginia		3	4	46	A	Oklahoma		7	3	69	N	Kansas		7	5	
15	A	West Virginia		3	0	46	A	Oklahoma		8	4	70	H	Oregon		6	4	
15	N	West Virginia		1	5	50	H	Kentucky		19	4	70	H	Oregon		4	9	
15	N	West Virginia		10	3	50	H	Kentucky		7	4	70	H	Oregon		12	11	
15	N	West Virginia		0	2	50	H	Kentucky		10	7	79	A	San Diego St.		12	9	
19	H	Michigan		11	2							79	A	San Diego St.		5	1	
19	H	Michigan		10	3							83	H	Wichita St.		15	10	
19	H	Michigan		8	5							83	H	Wichita St.		15	4	
19	N	Michigan		3	15							83	H	Wichita St.		12	2	
19	N	Michigan		3	5							97	A	Kansas St.		11	4	
												97	A	Kansas St.		4	5	
LAST 10 GAMES																		
		19 N Michigan		3	15													
		32 N Florida St.		4	1													
		9 N Arkansas		5	4													
		19 N Michigan		3	5													
		6 H Oklahoma St.		8	6													

Non-Div. I Games:

Texas Tech

RPI	S	Opponent	Score
97	A	Kansas St.	4 3
97	N	Kansas St.	7 4
6	H	Oklahoma St.	5 6
6	H	Oklahoma St.	8 6
26	H	DBU	3 0
26	H	DBU	3 2
151	H	Army West Point	11 2

Average RPI Win: 85		WON-LOST	WINNING	LAST 10	STRENGTH OF		OPP. STRENGTH	TEAM	ADJ	CONF.	ADJ CONF.
Average RPI Loss: 35		RECORD	PCT. RANK	GAMES	SCHEDULE		OF SCHEDULE	RPI	RPI	RPI	RPI
DIV. I ONLY		46-20-0	.69697	15	5-5-0		12	6	9	.59864	9
DIV. I NON-CONF.		23-7-0	.76667	15	3-2-0		121	117	45	.56287	45
TOTALS		RPI 1-25	RPI 26-50		W-L RECORDS		RPI 51-100		RPI 101-150		RPI 150+
46-20-0		16-12-0	7-3-0		OVERALL		7-4-0		5-1-0		11-0-0
33-7-0		11-4-0	3-0-0		HOME		4-2-0		5-1-0		10-0-0
12-9-0		4-5-0	4-2-0		AWAY		3-2-0		0-0-0		1-0-0
1-4-0		1-3-0	0-1-0		NEUTRAL		0-0-0		0-0-0		0-0-0
23-7-0		0-1-0	0-1-0		NON-CONFERENCE		7-4-0		5-1-0		11-0-0
19-3-0		0-0-0	0-0-0		HOME		4-2-0		5-1-0		10-0-0
4-2-0		0-0-0	0-0-		AWAY		3-2-0		0-0-0		1-0-0
0-2-0		0-1-0	0-1-0		NEUTRAL		0-0-0		0-0-0		0-0-0
23-13-0		16-11-0	7-2-0		CONFERENCE		0-0-0		0-0-0		0-0-0
14-4-0		11-4-0	3-0-0		HOME		0-0-0		0-0-0		0-0-0
8-7-0		4-5-0	4-2-0		AWAY		0-0-0		0-0-0		0-0-0
1-2-0		1-2-0	0-0-0		NEUTRAL		0-0-0		0-0-0		0-0-0
RPI S	Opponent	Score	RPI S	Opponent	Score	RPI S	Opponent	Score	RPI S	Opponent	Score
1 A	Vanderbilt	2 3	31 H	Missouri	4 3	55 H	TCU	3 1	121 H	Northwestern St.	7 10
1 A	Vanderbilt	14 12	31 H	Missouri	3 2	55 H	TCU	6 0	121 H	Northwestern St.	19 2
1 A	Vanderbilt	2 12	31 H	Missouri	2 0	61 H	Louisiana Tech	11 0	131 H	Memphis	10 3
3 H	Mississippi St.	10 2	32 N	Florida St.	0 1	61 H	Louisiana Tech	7 12	139 H	Stony Brook	15 7
3 H	Mississippi St.	5 3	44 A	Alabama	10 2	61 H	Louisiana Tech	4 2	139 H	Stony Brook	3 1
3 H	Mississippi St.	12 5	44 A	Alabama	12 3	68 A	Texas	11 4	139 H	Stony Brook	4 3
4 N	Georgia	1 3	44 A	Alabama	0 10	68 A	Texas	6 7	156 A	Missouri St.	8 2
8 N	Texas Tech	4 5	50 A	Kentucky	9 1	77 A	Southern California	8 6	177 H	Central Conn. St.	11 5
11 A	Auburn	9 6	50 A	Kentucky	3 4	77 A	Southern California	6 3	179 H	Eastern Ill.	12 3
11 A	Auburn	8 0	50 A	Kentucky	5 2	77 A	Southern California	4 6	179 H	Eastern Ill.	15 7
11 A	Auburn	3 6				96 H	Little Rock	7 17	179 H	Eastern Ill.	3 2
13 H	Tennessee	4 3							197 H	Oral Roberts	15 8
13 H	Tennessee	15 3							215 H	Charlotte	9 2
13 H	Tennessee	11 9							230 H	Grambling	17 3
17 H	Ole Miss	5 10							255 H	Western Ill.	11 1
17 H	Ole Miss	5 3							255 H	Western Ill.	8 0
17 H	Ole Miss	3 4							292 H	Ark.-Pine Bluff	16 4
17 H	Ole Miss	14 1									
17 H	Ole Miss	5 13									
17 H	Ole Miss	11 2									
17 N	Ole Miss	5 3									
17 N	Ole Miss	2 3									
18 A	Texas A&M	1 6									
18 A	Texas A&M	2 6									
18 A	Texas A&M	7 3									
21 H	LSU	14 4									
21 H	LSU	2 3									
			LAST 10 GAMES								
			8 N	Texas Tech	4 5	55 H	TCU	6 0			
			32 N	Florida St.	0 1	55 H	TCU	3 1			
			17 H	Ole Miss	14 1	177 H	Central Conn. St.	11 5			
			17 H	Ole Miss	5 13	17 N	Ole Miss	2 3			
			17 H	Ole Miss	11 2	4 N	Georgia	1 3			

Arkansas

RPI	S	Opponent	Score
21	H	LSU	11 6

Non-Div. I Games:

Average RPI Win: 103		WON-LOST	WINNING	LAST 10	STRENGTH OF		OPP. STRENGTH	TEAM	ADJ	CONF.	ADJ CONF.			
Average RPI Loss: 59		RECORD	PCT. RANK	GAMES	SCHEDULE		OF SCHEDULE	RPI	RPI	RPI	RPI			
DIV. I ONLY		45-14-0	.76271	6	6-4-0		49	32	10	.5957	10	4	4	
DIV. I NON-CONF.		23-7-0	.76667	15	4-3-0		40	50	15	.59082	15	3	3	
TOTALS		RPI 1-25	RPI 26-50		W-L RECORDS		RPI 51-100		RPI 101-150		RPI 150+			
45-14-0		1-4-0	8-4-0		OVERALL		16-3-0		11-2-0		9-1-0			
25-8-0		1-2-0	4-2-0		HOME		9-2-0		6-1-0		5-1-0			
17-6-0		0-2-0	4-2-0		AWAY		5-1-0		4-1-0		4-0-0			
3-0-0		0-0-0	0-0-0		NEUTRAL		2-0-0		1-0-0		0-0-0			
23-7-0		0-2-0	3-1-0		NON-CONFERENCE		6-1-0		11-2-0		3-1-0			
15-4-0		0-0-0	3-1-0		HOME		4-1-0		6-1-0		2-1-0			
5-3-0		0-2-0	0-0-		AWAY		0-0-0		4-1-0		1-0-0			
3-0-0		0-0-0	0-0-0		NEUTRAL		2-0-0		1-0-0		0-0-0			
22-7-0		1-2-0	5-3-0		CONFERENCE		10-2-0		0-0-0		6-0-0			
10-4-0		1-2-0	1-1-0		HOME		5-1-0		0-0-0		3-0-0			
12-3-0		0-0-0	4-2-0		AWAY		5-1-0		0-0-0		3-0-0			
0-0-0		0-0-0	0-0-0		NEUTRAL		0-0-0		0-0-0		0-0-0			
RPI	S	Opponent		Score	RPI	S	Opponent		Score	RPI	S	Opponent		Score
2	H	UCLA		3 2	28	H	Fresno St.		2 0	52	H	Arizona		13 5
2	H	UCLA		5 11	28	H	Fresno St.		8 6	52	H	Arizona		13 3
2	H	UCLA		7 10	28	H	Fresno St.		2 7	52	H	Arizona		3 6
3	A	Mississippi St.		2 6	28	H	Fresno St.		9 7	67	N	Pepperdine		6 1
3	A	Mississippi St.		1 8	29	H	Oregon St.		8 5	68	H	Texas		0 4
					29	H	Oregon St.		2 5	68	H	Texas		8 1
					36	A	California		2 18	68	H	Texas		4 2
					36	A	California		10 7	68	H	Texas		9 0
					36	A	California		5 2	70	A	Oregon		5 4
					39	A	Arizona St.		5 6	70	A	Oregon		10 0
					39	A	Arizona St.		6 4	70	A	Oregon		20 5
					39	A	Arizona St.		3 2	74	H	Washington		3 2
										74	H	Washington		8 2
										74	H	Washington		6 1
										75	H	Gonzaga		11 10
										77	A	Southern California		7 4
										77	A	Southern California		8 3
										77	A	Southern California		2 4
										83	N	Wichita St.		5 4

Non-Div. I Games:

Stanford

Average RPI Win: 78		WON-LOST RECORD	WINNING PCT. RANK		LAST 10 GAMES	STRENGTH OF SCHEDULE	OPP. STRENGTH OF SCHEDULE	TEAM RPI	ADJ RPI	CONF. RPI	ADJ CONF. RPI			
Average RPI Loss: 25														
DIV. I ONLY		38-28-0	.57576	80	5-5-0	1	2	11	.59258	11	1	1		
DIV. I NON-CONF.		23-8-0	.74194	25	5-2-0	18	37	7	.59871	7	1	1		
<hr/>														
TOTALS		RPI 1-25		RPI 26-50		W-L RECORDS		RPI 51-100		RPI 101-150		RPI 150+		
38-28-0		15-21-0		4-3-0		OVERALL		9-3-0		5-1-0		5-0-0		
22-10-0		7-6-0		2-1-0		HOME		5-2-0		3-1-0		5-0-0		
14-13-0		7-11-0		2-1-0		AWAY		3-1-0		2-0-0		0-0-0		
2-5-0		1-4-0		0-1-0		NEUTRAL		1-0-0		0-0-0		0-0-0		
23-8-0		4-4-0		2-1-0		NON-CONFERENCE		7-2-0		5-1-0		5-0-0		
13-4-0		0-1-0		0-0-0		HOME		5-2-0		3-1-0		5-0-0		
9-3-0		4-2-0		2-0-		AWAY		1-0-0		2-0-0		0-0-0		
1-1-0		0-1-0		0-0-0		NEUTRAL		1-0-0		0-0-0		0-0-0		
15-20-0		11-17-0		2-2-0		CONFERENCE		2-1-0		0-0-0		0-0-0		
9-6-0		7-5-0		2-1-0		HOME		0-0-0		0-0-0		0-0-0		
5-10-0		3-9-0		0-0-0		AWAY		2-1-0		0-0-0		0-0-0		
1-4-0		1-3-0		0-1-0		NEUTRAL		0-0-0		0-0-0		0-0-0		
RPI	S	Opponent	Score		RPI	S	Opponent	Score		RPI	S	Opponent	Score	
1	A	Vanderbilt	5	9	44	H	Alabama	6	7	60	N	Coastal Caro.	16	7
1	A	Vanderbilt	2	5	44	H	Alabama	5	1	71	H	Ga. Southern	5	7
1	A	Vanderbilt	6	12	44	H	Alabama	17	7	71	H	Ga. Southern	11	2
1	N	Vanderbilt	1	11	44	N	Alabama	3	6	71	H	Ga. Southern	4	3
3	A	Mississippi St.	6	5	48	A	UCF	1	6	81	A	Jacksonville St.	14	2
3	A	Mississippi St.	2	15	48	A	UCF	4	1	81	H	Jacksonville St.	6	11
3	A	Mississippi St.	15	20	48	A	UCF	13	9	82	A	South Carolina	7	5
3	N	Mississippi St.	4	5						82	A	South Carolina	0	4
4	H	Georgia	8	10						82	A	South Carolina	4	2
4	H	Georgia	4	3						90	H	Cincinnati	5	0
4	H	Georgia	2	11						90	H	Cincinnati	5	0
5	N	Louisville	3	5						90	H	Cincinnati	9	5
9	H	Arkansas	6	3										
9	H	Arkansas	6	9										
9	H	Arkansas	0	8										
12	A	Georgia Tech	6	11										
12	A	Georgia Tech	4	1										
12	A	Georgia Tech	6	5										
12	H	Georgia Tech	3	9										
13	H	Tennessee	5	3										
13	H	Tennessee	5	2										
13	H	Tennessee	2	0										
13	N	Tennessee	5	3										
14	A	North Carolina	14	7										
14	A	North Carolina	0	2										
14	A	North Carolina	11	7										
17	H	Ole Miss	3	5										
					LAST 10 GAMES									
					5	N	Louisville	3	5	12	A	Georgia Tech	4	1
					3	N	Mississippi St.	4	5	12	A	Georgia Tech	6	5
					14	A	North Carolina	14	7	60	N	Coastal Caro.	16	7
					14	A	North Carolina	0	2	21	N	LSU	3	4
					14	A	North Carolina	11	7	1	N	Vanderbilt	1	11

Auburn

RPI	S	Opponent	Score	
17	H	Ole Miss	7	4
17	H	Ole Miss	6	5
18	A	Texas A&M	7	0
18	A	Texas A&M	1	4
18	A	Texas A&M	0	4
21	A	LSU	5	4
21	A	LSU	1	5
21	A	LSU	1	7
21	N	LSU	3	4

Non-Div. I Games:

A
u
b
u
r
n

A
u
b
u
r
n

Average RPI Win: 88		WON-LOST	WINNING	LAST 10	STRENGTH OF		OPP. STRENGTH	TEAM	ADJ	CONF.	ADJ CONF.						
Average RPI Loss: 48		RECORD	PCT. RANK	GAMES	SCHEDULE		OF SCHEDULE	RPI	RPI	RPI	RPI						
DIV. I ONLY		43-19-0	.69355	19	6-4-0		23	5	12	.59068	12	3	3				
DIV. I NON-CONF.		21-7-0	.75	22	2-2-0		36	4	21	.58464	21	4	4				
TOTALS		RPI 1-25	RPI 26-50		W-L RECORDS		RPI 51-100		RPI 101-150		RPI 150+						
43-19-0		12-10-0	7-3-0		OVERALL		6-2-0		7-2-0		11-2-0						
26-11-0		6-5-0	4-2-0		HOME		2-0-0		5-2-0		9-2-0						
13-7-0		4-4-0	2-1-0		AWAY		4-2-0		1-0-0		2-0-0						
4-1-0		2-1-0	1-0-0		NEUTRAL		0-0-0		1-0-0		0-0-0						
21-7-0		6-5-0	0-0-0		NON-CONFERENCE		2-0-0		4-1-0		9-1-0						
16-6-0		4-4-0	0-0-0		HOME		2-0-0		3-1-0		7-1-0						
4-1-0		1-1-0	0-0-		AWAY		0-0-0		1-0-0		2-0-0						
1-0-0		1-0-0	0-0-0		NEUTRAL		0-0-0		0-0-0		0-0-0						
22-12-0		6-5-0	7-3-0		CONFERENCE		4-2-0		3-1-0		2-1-0						
10-5-0		2-1-0	4-2-0		HOME		0-0-0		2-1-0		2-1-0						
9-6-0		3-3-0	2-1-0		AWAY		4-2-0		0-0-0		0-0-0						
3-1-0		1-1-0	1-0-0		NEUTRAL		0-0-0		1-0-0		0-0-0						
RPI	S	Opponent		Score		RPI	S	Opponent		Score		RPI	S	Opponent		Score	
2	H	UCLA		4 3		34	A	Duke		15 3		56	A	Boston College		7 0	
2	H	UCLA		2 8		34	A	Duke		14 10		56	A	Boston College		9 1	
2	H	UCLA		0 6		34	A	Duke		4 10		56	A	Boston College		2 9	
4	A	Georgia		2 12		34	N	Duke		5 4		60	H	Coastal Caro.		10 8	
4	H	Georgia		11 2		41	H	Clemson		7 11		65	A	Virginia Tech		2 3	
4	N	Georgia		8 6		41	H	Clemson		8 7		65	A	Virginia Tech		4 3	
5	A	Louisville		3 1		41	H	Clemson		13 8		65	A	Virginia Tech		7 5	
5	A	Louisville		4 0		49	H	Virginia		7 3		71	H	Ga. Southern		7 6	
5	A	Louisville		4 5		49	H	Virginia		8 9							
11	A	Auburn		9 3		49	H	Virginia		6 5							
11	H	Auburn		11 6													
11	H	Auburn		1 4													
11	H	Auburn		5 6													
14	H	North Carolina		10 5													
14	H	North Carolina		4 11													
14	H	North Carolina		11 10													
14	N	North Carolina		2 10													
15	H	West Virginia		5 4													
16	A	Miami (FL)		5 4													
16	A	Miami (FL)		6 9													
16	A	Miami (FL)		5 6													
22	N	NC State		9 2		LAST 10 GAMES											
		11 H Auburn		1 4		22 N NC State						9 2					
		60 H Coastal Caro.		10 8		34 N Duke						5 4					
		11 H Auburn		5 6		101 N Notre Dame						12 6					
		236 H Florida A&M		13 2		193 H Pittsburgh						3 9					
		14 N North Carolina		2 10		193 H Pittsburgh						2 0					

Non-Div. I Games:

Georgia Tech

Average RPI Win:		101	WON-LOST RECORD		WINNING PCT. RANK		LAST 10 GAMES		STRENGTH OF SCHEDULE		OPP. STRENGTH OF SCHEDULE		TEAM RPI		ADJ RPI		CONF. RPI		ADJ CONF. RPI				
DIV. I ONLY			40-21-0		.65574 33		6-4-0		6		17		13		.58897 13		1		1				
DIV. I NON-CONF.			26-4-0		.86667 3		3-2-0		51		145		4		.60676 4		1		1				
TOTALS		RPI 1-25		RPI 26-50				W-L RECORDS				RPI 51-100				RPI 101-150				RPI 150+			
40-21-0		6-14-0		13-5-0				OVERALL				3-1-0				7-1-0				11-0-0			
27-9-0		5-4-0		7-3-0				HOME				3-1-0				2-1-0				10-0-0			
7-10-0		1-9-0		5-1-0				AWAY				0-0-0				1-0-0				0-0-0			
6-2-0		0-1-0		1-1-0				NEUTRAL				0-0-0				4-0-0				1-0-0			
26-4-0		0-1-0		7-2-0				NON-CONFERENCE				1-0-0				7-1-0				11-0-0			
19-2-0		0-0-0		6-1-0				HOME				1-0-0				2-1-0				10-0-0			
1-1-0		0-1-0		0-0-				AWAY				0-0-0				1-0-0				0-0-0			
6-1-0		0-0-0		1-1-0				NEUTRAL				0-0-0				4-0-0				1-0-0			
14-17-0		6-13-0		6-3-0				CONFERENCE				2-1-0				0-0-0				0-0-0			
8-7-0		5-4-0		1-2-0				HOME				2-1-0				0-0-0				0-0-0			
6-9-0		1-8-0		5-1-0				AWAY				0-0-0				0-0-0				0-0-0			
0-1-0		0-1-0		0-0-0				NEUTRAL				0-0-0				0-0-0				0-0-0			
RPI	S	Opponent		Score		RPI	S	Opponent		Score		RPI	S	Opponent		Score		RPI	S	Opponent		Score	
1	A	Vanderbilt		7	6	28	H	Fresno St.		7	10	82	H	South Carolina		15	5	102	N	Troy		11	2
1	A	Vanderbilt		4	10	28	H	Fresno St.		13	9	82	H	South Carolina		2	3	109	N	North Florida		10	2
1	A	Vanderbilt		2	4	28	H	Fresno St.		8	3	82	H	South Carolina		6	3	123	H	Austin Peay		9	4
3	H	Mississippi St.		2	1	30	A	Florida		5	4	86	H	Morehead St.		3	1	136	N	La.-Monroe		7	2
3	H	Mississippi St.		5	7	30	A	Florida		9	10							148	N	UNCW		10	3
3	H	Mississippi St.		3	6	30	A	Florida		8	7							149	A	ETSU		5	1
4	H	Georgia		1	7	31	H	Missouri		8	10							149	H	ETSU		5	6
4	H	Georgia		3	0	31	H	Missouri		2	6							150	H	Gardner-Webb		5	0
4	H	Georgia		2	0	31	H	Missouri		11	5							161	N	Western Ky.		6	3
9	A	Arkansas		3	4	38	H	Indiana		5	1							165	H	Lipscomb		11	2
9	A	Arkansas		3	15	38	H	Indiana		5	3							189	H	Appalachian St.		3	0
9	A	Arkansas		9	11	38	H	Indiana		11	0							189	H	Appalachian St.		6	0
11	A	Auburn		3	5	42	H	Liberty		7	1							189	H	Appalachian St.		2	0
11	A	Auburn		0	2	42	N	Liberty		1	6							203	H	Belmont		6	2
11	A	Auburn		2	5	42	N	Liberty		6	5							222	H	Middle Tenn.		2	0
11	N	Auburn		3	5	50	A	Kentucky		4	2							237	H	Tennessee Tech		15	10
14	A	North Carolina		2	5	50	A	Kentucky		16	1							257	H	UNC Asheville		8	4
17	H	Ole Miss		7	0	50	A	Kentucky		8	2							257	H	UNC Asheville		7	2
17	H	Ole Miss		7	5													279	H	Northern Ky.		18	0
17	H	Ole Miss		4	5																		
						LAST 10 GAMES																	
						14	A	North Carolina		2	5	17	H	Ole Miss		4	5						
						42	N	Liberty		6	5	17	H	Ole Miss		7	5						
						148	N	UNCW		10	3	17	H	Ole Miss		7	0						
						42	N	Liberty		1	6	237	H	Tennessee Tech		15	10						
						11	N	Auburn		3	5	30	A	Florida		5	4						

Non-Div. I Games:

Tennessee

Average RPI Win: 87		WON-LOST	WINNING	LAST 10	STRENGTH OF	OPP. STRENGTH	TEAM	ADJ	CONF.	ADJ CONF.					
Average RPI Loss: 54		RECORD	PCT. RANK	GAMES	SCHEDULE	OF SCHEDULE	RPI	RPI	RPI	RPI					
DIV. I ONLY		46-19-0	.70769	12	8-2-0	27	19	14	.58811	14	3	3			
DIV. I NON-CONF.		25-6-0	.80645	10	4-2-0	45	25	18	.58887	18	4	4			
TOTALS		RPI 1-25	RPI 26-50		W-L RECORDS		RPI 51-100		RPI 101-150		RPI 150+				
46-19-0		8-8-0	8-5-0		OVERALL		12-3-0		12-1-0		6-2-0				
35-8-0		5-6-0	7-1-0		HOME		9-1-0		9-0-0		5-0-0				
7-10-0		1-2-0	0-4-0		AWAY		2-1-0		3-1-0		1-2-0				
4-1-0		2-0-0	1-0-0		NEUTRAL		1-1-0		0-0-0		0-0-0				
25-6-0		2-3-0	2-1-0		NON-CONFERENCE		6-2-0		10-0-0		5-0-0				
24-4-0		2-3-0	2-0-0		HOME		6-1-0		9-0-0		5-0-0				
1-1-0		0-0-0	0-0-		AWAY		0-0-0		1-0-0		0-0-0				
0-1-0		0-0-0	0-0-0		NEUTRAL		0-1-0		0-0-0		0-0-0				
21-13-0		6-5-0	6-4-0		CONFERENCE		6-1-0		2-1-0		1-2-0				
11-4-0		3-3-0	5-1-0		HOME		3-0-0		0-0-0		0-0-0				
6-9-0		1-2-0	0-3-0		AWAY		2-1-0		2-1-0		1-2-0				
4-0-0		2-0-0	1-0-0		NEUTRAL		1-0-0		0-0-0		0-0-0				
RPI	S	Opponent	Score	RPI	S	Opponent	Score	RPI	S	Opponent	Score				
7	H	East Carolina	5 9	34	H	Duke	16 6	51	H	Campbell	4 2	101	A	Notre Dame	3 4
11	H	Auburn	7 11	34	H	Duke	8 7	56	H	Boston College	16 8	101	A	Notre Dame	13 6
11	H	Auburn	7 14	34	H	Duke	1 0	56	H	Boston College	11 10	101	A	Notre Dame	10 1
11	H	Auburn	2 0	41	A	Clemson	4 5	56	H	Boston College	8 7	112	H	Winthrop	13 9
12	A	Georgia Tech	5 10	41	A	Clemson	3 17	56	N	Boston College	13 5	117	H	South Fla.	3 2
12	A	Georgia Tech	11 4	41	A	Clemson	2 3	59	H	VCU	8 11	117	H	South Fla.	5 3
12	A	Georgia Tech	10 11	42	A	Liberty	0 2	60	H	Coastal Caro.	6 1	117	H	South Fla.	2 1
12	N	Georgia Tech	10 2	42	H	Liberty	11 5	65	A	Virginia Tech	7 5	138	H	High Point	7 0
13	H	Tennessee	5 2	42	H	Liberty	16 1	65	A	Virginia Tech	1 4	146	H	Davidson	12 4
16	H	Miami (FL)	8 5	49	H	Virginia	5 4	65	A	Virginia Tech	5 2	148	A	UNCW	11 4
16	H	Miami (FL)	4 6	49	H	Virginia	5 4	66	H	Xavier	14 3	148	H	UNCW	4 3
16	H	Miami (FL)	9 3	49	H	Virginia	5 12	66	H	Xavier	8 3	148	H	UNCW	7 6
16	N	Miami (FL)	7 5	49	N	Virginia	3 2	66	H	Xavier	12 3	150	H	Gardner-Webb	18 8
22	H	NC State	0 11					82	N	South Carolina	2 5	193	A	Pittsburgh	1 7
22	H	NC State	2 11					88	H	UNC Greensboro	17 4	193	A	Pittsburgh	10 6
22	H	NC State	5 3									193	A	Pittsburgh	3 7
												194	H	N.C. A&T	2 1
												209	H	UMass Lowell	14 7
												209	H	UMass Lowell	14 2
												209	H	UMass Lowell	5 0
												244	H	Charleston So.	7 6
				LAST 10 GAMES											
				11	H	Auburn	7 14	148	H	UNCW	7 6				
				11	H	Auburn	2 0	12	N	Georgia Tech	10 2				
				11	H	Auburn	7 11	56	N	Boston College	13 5				
				13	H	Tennessee	5 2	16	N	Miami (FL)	7 5				
				42	H	Liberty	16 1	49	N	Virginia	3 2				

Non-Div. I Games:

North Carolina

Average RPI Win:		105	WON-LOST RECORD		WINNING PCT. RANK		LAST 10 GAMES		STRENGTH OF SCHEDULE		OPP. STRENGTH OF SCHEDULE		TEAM RPI		ADJ RPI		CONF. RPI		ADJ CONF. RPI					
Average RPI Loss:		48																						
DIV. I ONLY			38-22-0		.63333		44		6-4-0		24		34		15		.58648		15		2		2	
DIV. I NON-CONF.			22-9-0		.70968		35		3-2-0		63		119		13		.59312		13		2		2	
TOTALS		RPI 1-25		RPI 26-50		W-L RECORDS		RPI 51-100		RPI 101-150		RPI 150+												
38-22-0		6-6-0		3-7-0		OVERALL		15-8-0		4-0-0		10-1-0												
18-5-0		2-1-0		2-1-0		HOME		3-3-0		4-0-0		7-0-0												
17-15-0		2-3-0		1-6-0		AWAY		11-5-0		0-0-0		3-1-0												
3-2-0		2-2-0		0-0-0		NEUTRAL		1-0-0		0-0-0		0-0-0												
22-9-0		0-2-0		1-3-0		NON-CONFERENCE		7-3-0		4-0-0		10-1-0												
11-0-0		0-0-0		0-0-0		HOME		0-0-0		4-0-0		7-0-0												
11-9-0		0-2-0		1-0-		AWAY		7-3-0		0-0-0		3-1-0												
0-0-0		0-0-0		0-0-0		NEUTRAL		0-0-0		0-0-0		0-0-0												
16-13-0		6-4-0		2-4-0		CONFERENCE		8-5-0		0-0-0		0-0-0												
7-5-0		2-1-0		2-1-0		HOME		3-3-0		0-0-0		0-0-0												
6-6-0		2-1-0		0-3-0		AWAY		4-2-0		0-0-0		0-0-0												
3-2-0		2-2-0		0-0-0		NEUTRAL		1-0-0		0-0-0		0-0-0												
RPI	S	Opponent		Score		RPI	S	Opponent		Score		RPI	S	Opponent		Score		RPI	S	Opponent		Score		
6	A	Oklahoma St.		11	1	29	A	Oregon St.		2	9	55	H	TCU		1	6	135	H	Fordham		6	2	
6	A	Oklahoma St.		5	9	29	A	Oregon St.		2	4	55	H	TCU		5	14	143	H	Kent St.		8	4	
6	A	Oklahoma St.		4	2	29	A	Oregon St.		2	0	55	H	TCU		6	5	143	H	Kent St.		9	7	
6	N	Oklahoma St.		2	5	33	A	Baylor		5	6	65	A	Virginia Tech		7	2	143	H	Kent St.		6	2	
8	H	Texas Tech		2	0	33	A	Baylor		0	12	68	A	Texas		9	8	174	A	Kennesaw St.		3	5	
8	H	Texas Tech		4	3	33	A	Baylor		4	10	68	A	Texas		2	10	178	A	Marshall		15	3	
8	H	Texas Tech		0	3	34	A	Duke		0	4	68	A	Texas		3	2	178	H	Marshall		2	0	
8	N	Texas Tech		5	1	46	H	Oklahoma		1	2	69	H	Kansas		4	3	193	A	Pittsburgh		9	4	
8	N	Texas Tech		3	10	46	H	Oklahoma		12	4	69	H	Kansas		1	0	193	H	Pittsburgh		5	4	
8	N	Texas Tech		2	0	46	H	Oklahoma		5	1	69	H	Kansas		5	6	199	H	Canisius		5	4	
12	A	Georgia Tech		4	5							69	N	Kansas		12	8	218	H	George Washington		10	1	
18	A	Texas A&M		10	11							71	A	Ga. Southern		0	1	218	H	George Washington		13	2	
												71	A	Ga. Southern		5	1	232	A	Georgia St.		8	2	
												71	A	Ga. Southern		3	1	253	H	Towson		8	3	
												73	A	Maryland		8	1	278	H	Youngstown St.		14	1	
												85	A	William & Mary		4	6							
												85	A	William & Mary		9	1							
												85	A	William & Mary		12	2							
												86	A	Morehead St.		6	9							
												86	A	Morehead St.		9	3							
LAST 10 GAMES																								

Non-Div. I Games:

West Virginia

West Virginia

RPI	S	Opponent	Score
97	A	Kansas St.	6 8
97	A	Kansas St.	7 4
97	A	Kansas St.	6 0
8	N	Texas Tech	3 10
8	N	Texas Tech	5 1
69	N	Kansas	12 8
218	H	George Washington	13 2
218	H	George Washington	10 1

Average RPI Win: 122		WON-LOST RECORD		WINNING PCT. RANK		LAST 10 GAMES		STRENGTH OF SCHEDULE		OPP. STRENGTH OF SCHEDULE		TEAM RPI		ADJ RPI		CONF. RPI		ADJ CONF. RPI	
DIV. I ONLY		41-20-0		.67213 27		5-5-0		20		45		16		.58468 16		3		3	
DIV. I NON-CONF.		22-7-0		.75862 20		2-2-0		78		189		31		.57225 31		4		4	
TOTALS		RPI 1-25		RPI 26-50		W-L RECORDS		RPI 51-100		RPI 101-150		RPI 150+							
41-20-0		4-10-0		11-6-0		OVERALL		6-2-0		3-0-0		17-2-0							
25-9-0		2-4-0		5-4-0		HOME		3-0-0		2-0-0		13-1-0							
13-9-0		2-5-0		5-2-0		AWAY		2-1-0		1-0-0		3-1-0							
3-2-0		0-1-0		1-0-0		NEUTRAL		1-1-0		0-0-0		1-0-0							
22-7-0		0-1-0		3-4-0		NON-CONFERENCE		1-1-0		3-0-0		15-1-0							
16-3-0		0-0-0		1-2-0		HOME		0-0-0		2-0-0		13-1-0							
4-3-0		0-1-0		2-0-		AWAY		0-0-0		1-0-0		1-0-0							
2-1-0		0-0-0		0-0-0		NEUTRAL		1-1-0		0-0-0		1-0-0							
19-13-0		4-9-0		8-2-0		CONFERENCE		5-1-0		0-0-0		2-1-0							
9-6-0		2-4-0		4-2-0		HOME		3-0-0		0-0-0		0-0-0							
9-6-0		2-4-0		3-0-0		AWAY		2-1-0		0-0-0		2-1-0							
1-1-0		0-1-0		1-0-0		NEUTRAL		0-0-0		0-0-0		0-0-0							
RPI	S	Opponent		Score		RPI	S	Opponent		Score		RPI	S	Opponent		Score			
3	A	Mississippi St.		2	5	30	A	Florida		1	4	54	A	Wake Forest		7	3		
5	A	Louisville		5	7	30	A	Florida		5	2	54	A	Wake Forest		7	9		
5	A	Louisville		6	9	30	A	Florida		3	9	54	A	Wake Forest		8	4		
5	A	Louisville		16	11	32	H	Florida St.		5	6	62	N	Central Mich.		18	3		
12	H	Georgia Tech		6	5	32	H	Florida St.		4	0	62	N	Central Mich.		5	6		
12	H	Georgia Tech		4	5	32	H	Florida St.		11	0	65	H	Virginia Tech		2	0		
12	H	Georgia Tech		9	6	34	H	Duke		4	3	65	H	Virginia Tech		1	0		
14	A	North Carolina		3	9	34	H	Duke		3	12	65	H	Virginia Tech		4	3		
14	A	North Carolina		6	4	34	H	Duke		5	1								
14	A	North Carolina		5	8	37	A	Fla. Atlantic		16	6								
14	N	North Carolina		5	7	37	H	Fla. Atlantic		4	6								
22	H	NC State		4	6	37	H	Fla. Atlantic		11	4								
22	H	NC State		6	7	48	H	UCF		7	8								
22	H	NC State		3	6	49	A	Virginia		2	1								
						49	A	Virginia		9	6								
						49	A	Virginia		3	1								
						49	N	Virginia		10	3								
LAST 10 GAMES																			
3	A	Mississippi St.		2	5	49	N	Virginia		10	3								
62	N	Central Mich.		18	3	34	H	Duke		5	1								
204	N	Southern U.		12	2	34	H	Duke		3	12								
62	N	Central Mich.		5	6	34	H	Duke		4	3								
14	N	North Carolina		5	7	54	A	Wake Forest		7	9								

Non-Div. I Games:

Miami (FL)

O
l
e
M
i
s
s

Tie,
 Loss,
 Non-Conf,
 S Site, H Home, A Away, N Neutral

Page 26

RPI	S	Opponent	Score	
21	A	LSU	19	15
21	A	LSU	5	1
21	A	LSU	3	8

Non-Div. I Games:

O
l
e
M
i
s
s

O
l
e
M
i
s
s

Average RPI Win: 87		WON-LOST	WINNING	LAST 10	STRENGTH OF		OPP. STRENGTH	TEAM	ADJ	CONF.	ADJ CONF.
Average RPI Loss: 37		RECORD	PCT. RANK	GAMES	SCHEDULE		OF SCHEDULE	RPI	RPI	RPI	RPI
DIV. I ONLY		39-23-1	.62698	51	5-5-0		8	13	18	.58281	18
DIV. I NON-CONF.		22-8-0	.73333	29	2-2-0		43	128	32	.57145	32
TOTALS		RPI 1-25	RPI 26-50		W-L RECORDS		RPI 51-100		RPI 101-150		RPI 150+
39-23-1		9-12-0	9-6-1		OVERALL		8-3-0		5-1-0		8-1-0
24-10-1		8-5-0	1-1-1		HOME		3-2-0		4-1-0		8-1-0
10-9-0		1-5-0	5-3-0		AWAY		4-1-0		0-0-0		0-0-0
5-4-0		0-2-0	3-2-0		NEUTRAL		1-0-0		1-0-0		0-0-0
22-8-0		1-0-0	2-4-0		NON-CONFERENCE		6-2-0		5-1-0		8-1-0
16-4-0		1-0-0	0-0-0		HOME		3-2-0		4-1-0		8-1-0
2-2-0		0-0-0	0-0-		AWAY		2-0-0		0-0-0		0-0-0
4-2-0		0-0-0	2-2-0		NEUTRAL		1-0-0		1-0-0		0-0-0
17-15-1		8-12-0	7-2-1		CONFERENCE		2-1-0		0-0-0		0-0-0
8-6-1		7-5-0	1-1-1		HOME		0-0-0		0-0-0		0-0-0
8-7-0		1-5-0	5-1-0		AWAY		2-1-0		0-0-0		0-0-0
1-2-0		0-2-0	1-0-0		NEUTRAL		0-0-0		0-0-0		0-0-0
RPI S	Opponent	Score	RPI S	Opponent	Score	RPI S	Opponent	Score	RPI S	Opponent	Score
1 H	Vanderbilt	7 0	26 A	DBU	4 5	53 H	Texas St.	3 5	108 H	Incarnate Word	5 6
1 H	Vanderbilt	4 7	30 N	Florida	8 7	55 N	TCU	1 0	135 H	Fordham	3 1
1 H	Vanderbilt	8 7	31 H	Missouri	2 2	68 A	Texas	9 6	135 H	Fordham	4 0
3 H	Mississippi St.	3 4	31 H	Missouri	2 3	75 A	Sam Houston St.	15 5	135 H	Fordham	19 6
3 H	Mississippi St.	0 4	31 H	Missouri	7 3	75 H	Gonzaga	14 2	135 N	Fordham	11 2
3 H	Mississippi St.	1 0	33 N	Baylor	5 2	75 H	Gonzaga	4 6	140 H	Rice	8 3
4 N	Georgia	0 2	34 N	Duke	5 8	75 H	Gonzaga	3 1	159 H	A&M-Corpus Christi	12 2
9 H	Arkansas	3 7	34 N	Duke	1 4	82 A	South Carolina	8 2	176 H	SFA	5 3
9 H	Arkansas	6 2	44 A	Alabama	3 2	82 A	South Carolina	2 3	187 H	UIC	4 0
9 H	Arkansas	6 1	44 A	Alabama	1 2	82 A	South Carolina	6 3	187 H	UIC	3 1
11 H	Auburn	4 1	44 A	Alabama	6 5	94 H	UT Arlington	10 5	187 H	UIC	2 7
11 H	Auburn	0 7	45 A	Houston	1 4				200 H	Abilene Christian	9 3
11 H	Auburn	4 0	45 N	Houston	3 2				214 H	Lamar University	10 7
15 H	West Virginia	11 10	50 A	Kentucky	5 3				220 H	Houston Baptist	12 5
17 A	Ole Miss	2 3	50 A	Kentucky	9 3				293 H	Prairie View	9 1
17 A	Ole Miss	4 5	50 A	Kentucky	17 5						
17 A	Ole Miss	3 13									
17 N	Ole Miss	0 1									
21 A	LSU	6 4									
21 A	LSU	1 2									
21 A	LSU	3 9									
			LAST 10 GAMES								
			34 N	Duke	1 4	4 N	Georgia	0 2			
			15 H	West Virginia	11 10	30 N	Florida	8 7			
			135 N	Fordham	11 2	9 H	Arkansas	6 1			
			34 N	Duke	5 8	9 H	Arkansas	6 2			
			17 N	Ole Miss	0 1	9 H	Arkansas	3 7			

Non-Div. I Games:

Texas A&M

RPI	S	Opponent	Score	
229	A	Long Beach St.	7	8
252	H	Toledo	8	2
270	A	The Citadel	9	1
270	A	The Citadel	2	0
270	A	The Citadel	6	3
275	H	Bowling Green	10	5
287	H	Eastern Mich.	10	1

M
i
c
h
i
g
a
n

M
i
c
h
i
g
a
n

Michigan

Average RPI Win: 131		WON-LOST RECORD		WINNING PCT. RANK		LAST 10 GAMES		STRENGTH OF SCHEDULE		OPP. STRENGTH OF SCHEDULE		TEAM RPI		ADJ RPI		CONF. RPI		ADJ CONF. RPI	
DIV. I ONLY		41-13-0		.75926 7		8-2-0		99		88		20		.58032 20		17		17	
DIV. I NON-CONF.		24-9-0		.72727 30		3-2-0		49		7		8		.59845 8		17		17	
TOTALS		RPI 1-25		RPI 26-50		W-L RECORDS		RPI 51-100		RPI 101-150		RPI 150+							
41-13-0		4-2-0		3-1-0		OVERALL		15-8-0		3-1-0		16-1-0							
13-5-0		3-0-0		1-1-0		HOME		3-3-0		2-1-0		4-0-0							
22-5-0		0-0-0		2-0-0		AWAY		9-4-0		0-0-0		11-1-0							
6-3-0		1-2-0		0-0-0		NEUTRAL		3-1-0		1-0-0		1-0-0							
24-9-0		4-2-0		3-1-0		NON-CONFERENCE		13-6-0		0-0-0		4-0-0							
7-2-0		3-0-0		1-1-0		HOME		2-1-0		0-0-0		1-0-0							
14-4-0		0-0-0		2-0-		AWAY		9-4-0		0-0-0		3-0-0							
3-3-0		1-2-0		0-0-0		NEUTRAL		2-1-0		0-0-0		0-0-0							
17-4-0		0-0-0		0-0-0		CONFERENCE		2-2-0		3-1-0		12-1-0							
6-3-0		0-0-0		0-0-0		HOME		1-2-0		2-1-0		3-0-0							
8-1-0		0-0-0		0-0-0		AWAY		0-0-0		0-0-0		8-1-0							
3-0-0		0-0-0		0-0-0		NEUTRAL		1-0-0		1-0-0		1-0-0							
RPI S	Opponent	Score		RPI S	Opponent	Score		RPI S	Opponent	Score		RPI S	Opponent	Score					
19 N	Michigan	11	7	29 A	Oregon St.	4	1	53 N	Texas St.	6	5	113 H	St. John's (NY)	11	0				
19 N	Michigan	0	6	40 A	Nebraska	10	2	53 N	Texas St.	9	12	113 H	St. John's (NY)	4	2				
19 N	Michigan	6	17	40 H	Nebraska	2	1	66 H	Xavier	1	3	113 H	St. John's (NY)	4	6				
23 H	Illinois St.	7	3	40 H	Nebraska	3	6	66 H	Xavier	5	0	113 N	St. John's (NY)	17	13				
23 H	Illinois St.	17	3					66 H	Xavier	1	8	186 A	Seton Hall	5	1				
23 H	Illinois St.	8	7					66 N	Xavier	9	8	186 A	Seton Hall	11	1				
								69 A	Kansas	6	5	186 A	Seton Hall	3	1				
								73 A	Maryland	3	2	186 N	Seton Hall	10	9				
								73 A	Maryland	8	6	195 A	Omaha	6	2				
								73 A	Maryland	5	3	195 H	Omaha	13	2				
								83 A	Wichita St.	5	7	205 A	Saint Louis	12	11				
								83 A	Wichita St.	3	4	205 A	Saint Louis	9	4				
								90 A	McNeese	11	7	242 A	Butler	8	7				
								90 N	Cincinnati	6	1	242 A	Butler	0	5				
								95 A	Evansville	0	11	242 A	Butler	7	5				
								95 A	Evansville	1	7	245 A	Georgetown	7	3				
								95 A	Evansville	10	4	245 A	Georgetown	7	4				
								96 A	Little Rock	10	8	245 A	Georgetown	14	2				
								96 A	Little Rock	13	8	281 H	Villanova	8	2				
								96 A	Little Rock	12	10	281 H	Villanova	4	1				
												281 H	Villanova	10	1				
LAST 10 GAMES																			
19 N	Michigan	6	17																
19 N	Michigan	11	7																
90 N	Cincinnati	6	1																
29 A	Oregon St.	4	1																
19 N	Michigan	0	6																

Non-Div. I Games:

Creighton

RPI	S	Opponent	Score	
97	H	Kansas St.	2	9
97	H	Kansas St.	4	0
97	H	Kansas St.	11	1
66	N	Xavier	9	8
113	N	St. John's (NY)	17	13
186	N	Seton Hall	10	9
281	H	Villanova	8	2
281	H	Villanova	4	1

C
r
e
i
g
h
t
o
n

C
r
e
i
g
h
t
o
n

Average RPI Win: 78		WON-LOST RECORD		WINNING PCT. RANK		LAST 10 GAMES		STRENGTH OF SCHEDULE		OPP. STRENGTH OF SCHEDULE		TEAM RPI		ADJ RPI		CONF. RPI		ADJ CONF. RPI	
DIV. I ONLY		40-26-0		.60606 63		6-4-0		4		12		21		.5803 21		1		1	
DIV. I NON-CONF.		20-11-0		.64516 66		3-2-0		38		139		67		.54408 67		1		1	
TOTALS		RPI 1-25		RPI 26-50		W-L RECORDS		RPI 51-100		RPI 101-150		RPI 150+							
40-26-0		11-11-0		12-7-0		OVERALL		5-5-0		4-2-0		8-1-0							
30-10-0		5-4-0		9-4-0		HOME		4-2-0		4-0-0		8-0-0							
7-13-0		4-5-0		3-3-0		AWAY		0-3-0		0-1-0		0-1-0							
3-3-0		2-2-0		0-0-0		NEUTRAL		1-0-0		0-1-0		0-0-0							
20-11-0		0-0-0		4-3-0		NON-CONFERENCE		4-5-0		4-2-0		8-1-0							
20-5-0		0-0-0		4-3-0		HOME		4-2-0		4-0-0		8-0-0							
0-5-0		0-0-0		0-0-		AWAY		0-3-0		0-1-0		0-1-0							
0-1-0		0-0-0		0-0-0		NEUTRAL		0-0-0		0-1-0		0-0-0							
20-15-0		11-11-0		8-4-0		CONFERENCE		1-0-0		0-0-0		0-0-0							
10-5-0		5-4-0		5-1-0		HOME		0-0-0		0-0-0		0-0-0							
7-8-0		4-5-0		3-3-0		AWAY		0-0-0		0-0-0		0-0-0							
3-2-0		2-2-0		0-0-0		NEUTRAL		1-0-0		0-0-0		0-0-0							
RPI	S	Opponent		Score		RPI	S	Opponent		Score		RPI	S	Opponent		Score			
1	N	Vanderbilt		4	13	30	H	Florida		11	2	61	H	Louisiana Tech		1	12		
3	A	Mississippi St.		5	6	30	H	Florida		13	1	68	A	Texas		1	8		
3	A	Mississippi St.		10	5	30	H	Florida		9	16	68	A	Texas		6	7		
3	A	Mississippi St.		11	2	31	A	Missouri		5	11	68	A	Texas		4	8		
3	N	Mississippi St.		5	6	31	A	Missouri		1	4	82	N	South Carolina		8	6		
3	N	Mississippi St.		12	2	31	A	Missouri		12	11	84	H	Southeastern La.		6	5		
4	A	Georgia		7	9	32	H	Florida St.		4	6	87	H	Bryant		4	3		
4	A	Georgia		1	0	32	H	Florida St.		4	5	87	H	Bryant		17	8		
4	A	Georgia		0	2	36	H	California		5	4	87	H	Bryant		13	6		
9	A	Arkansas		3	2	36	H	California		2	5	90	H	McNeese		0	2		
9	A	Arkansas		6	11	36	H	California		4	3								
9	A	Arkansas		4	14	43	H	Southern Miss.		8	4								
11	H	Auburn		7	1	43	H	Southern Miss.		6	4								
11	H	Auburn		4	5	44	A	Alabama		5	4								
11	H	Auburn		5	1	44	A	Alabama		1	6								
11	N	Auburn		4	3	44	A	Alabama		5	2								
17	H	Ole Miss		8	3	50	H	Kentucky		2	1								
17	H	Ole Miss		1	5	50	H	Kentucky		16	4								
17	H	Ole Miss		15	19	50	H	Kentucky		7	2								
18	H	Texas A&M		9	3	LAST 10 GAMES													
18	H	Texas A&M		2	1	32	H	Florida St.		4	5	1	N	Vanderbilt		4	13		
18	H	Texas A&M		4	6	32	H	Florida St.		4	6	3	N	Mississippi St.		12	2		
						43	H	Southern Miss.		6	4	11	N	Auburn		4	3		
						43	H	Southern Miss.		8	4	3	N	Mississippi St.		5	6		
						139	H	Stony Brook		17	3	82	N	South Carolina		8	6		

Non-Div. I Games:

LSU

Average RPI Win: 119		WON-LOST	WINNING	LAST 10	STRENGTH OF		OPP. STRENGTH	TEAM	ADJ	CONF.	ADJ CONF.
Average RPI Loss: 43		RECORD	PCT. RANK	GAMES	SCHEDULE		OF SCHEDULE	RPI	RPI	RPI	RPI
DIV. I ONLY		42-19-0	.68852	21	44		40	22	.57815	22	3
DIV. I NON-CONF.		23-5-0	.82143	5	152		142	29	.57697	29	4
TOTALS		RPI 1-25	RPI 26-50		W-L RECORDS		RPI 51-100		RPI 101-150		RPI 150+
42-19-0		5-6-0	6-4-0		OVERALL		11-7-0		7-2-0		13-0-0
23-8-0		0-3-0	6-3-0		HOME		4-2-0		4-0-0		9-0-0
15-7-0		5-2-0	0-0-0		AWAY		6-3-0		2-2-0		2-0-0
4-4-0		0-1-0	0-1-0		NEUTRAL		1-2-0		1-0-0		2-0-0
23-5-0		0-1-0	0-0-0		NON-CONFERENCE		7-4-0		6-0-0		10-0-0
14-2-0		0-0-0	0-0-0		HOME		4-2-0		4-0-0		6-0-0
6-1-0		0-1-0	0-0-		AWAY		3-0-0		1-0-0		2-0-0
3-2-0		0-0-0	0-0-0		NEUTRAL		0-2-0		1-0-0		2-0-0
19-14-0		5-5-0	6-4-0		CONFERENCE		4-3-0		1-2-0		3-0-0
9-6-0		0-3-0	6-3-0		HOME		0-0-0		0-0-0		3-0-0
9-6-0		5-1-0	0-0-0		AWAY		3-3-0		1-2-0		0-0-0
1-2-0		0-1-0	0-1-0		NEUTRAL		1-0-0		0-0-0		0-0-0
RPI S	Opponent	Score	RPI S	Opponent	Score	RPI S	Opponent	Score	RPI S	Opponent	Score
5 H	Louisville	3 6	32 H	Florida St.	5 7	51 A	Campbell	10 1	101 A	Notre Dame	1 4
5 H	Louisville	2 14	32 H	Florida St.	16 0	51 H	Campbell	3 5	101 A	Notre Dame	4 2
5 H	Louisville	10 14	32 H	Florida St.	9 8	51 N	Campbell	4 5	101 A	Notre Dame	4 5
7 A	East Carolina	2 9	32 N	Florida St.	0 11	54 A	Wake Forest	8 9	130 H	Radford	9 3
12 N	Georgia Tech	2 9	41 H	Clemson	8 3	54 A	Wake Forest	4 3	130 H	Radford	6 3
14 A	North Carolina	11 0	41 H	Clemson	3 4	54 A	Wake Forest	3 7	130 H	Radford	6 3
14 A	North Carolina	3 5	41 H	Clemson	6 1	54 N	Wake Forest	6 5	143 N	Kent St.	3 2
14 A	North Carolina	11 2	49 H	Virginia	8 7	56 A	Boston College	6 5	148 A	UNCW	14 7
16 A	Miami (FL)	6 4	49 H	Virginia	3 4	56 A	Boston College	1 3	148 H	UNCW	11 3
16 A	Miami (FL)	7 6	49 H	Virginia	3 0	56 A	Boston College	16 4	170 N	Michigan St.	5 0
16 A	Miami (FL)	6 3				60 A	Coastal Caro.	7 6	193 H	Pittsburgh	21 3
						60 H	Coastal Caro.	6 7	193 H	Pittsburgh	4 3
						64 H	Minnesota	5 4	193 H	Pittsburgh	6 5
						64 H	Minnesota	8 4	194 N	N.C. A&T	12 3
						64 H	Minnesota	3 2	215 A	Charlotte	6 5
						82 N	South Carolina	8 10	237 H	Tennessee Tech	10 6
						99 A	Elon	5 0	253 H	Towson	11 1
						99 H	Elon	21 2	260 H	George Mason	18 3
									269 A	N.C. Central	11 10
									282 H	Bucknell	12 8
									282 H	Bucknell	14 2
									282 H	Bucknell	8 2
LAST 10 GAMES											
7 A	East Carolina	2 9	14 A	North Carolina	11 0						
51 N	Campbell	4 5	14 A	North Carolina	11 2						
12 N	Georgia Tech	2 9	14 A	North Carolina	3 5						
32 N	Florida St.	0 11	41 H	Clemson	8 3						
54 N	Wake Forest	6 5	41 H	Clemson	3 4						

Non-Div. I Games:

NC State

Average RPI Win:		135	WON-LOST RECORD		WINNING PCT. RANK		LAST 10 GAMES		STRENGTH OF SCHEDULE		OPP. STRENGTH OF SCHEDULE		TEAM RPI		ADJ RPI		CONF. RPI		ADJ CONF. RPI					
DIV. I ONLY			36-26-0		.58065		76		5-5-0		21		108		23		.57576		23		6		6	
DIV. I NON-CONF.			20-17-0		.54054		123		2-2-0		4		123		20		.58489		20		6		6	
TOTALS		RPI 1-25		RPI 26-50				W-L RECORDS				RPI 51-100				RPI 101-150				RPI 150+				
36-26-0		4-10-0		3-6-0				OVERALL				6-3-0				4-4-0				19-3-0				
13-5-0		1-2-0		1-0-0				HOME				4-2-0				1-1-0				6-0-0				
20-19-0		2-7-0		1-5-0				AWAY				2-1-0				3-3-0				12-3-0				
3-2-0		1-1-0		1-1-0				NEUTRAL				0-0-0				0-0-0				1-0-0				
20-17-0		2-7-0		2-3-0				NON-CONFERENCE				2-1-0				4-4-0				10-2-0				
7-2-0		0-0-0		1-0-0				HOME				2-1-0				1-1-0				3-0-0				
12-15-0		2-7-0		0-0-				AWAY				0-0-0				3-3-0				7-2-0				
1-0-0		0-0-0		1-0-0				NEUTRAL				0-0-0				0-0-0				0-0-0				
16-9-0		2-3-0		1-3-0				CONFERENCE				4-2-0				0-0-0				9-1-0				
6-3-0		1-2-0		0-0-0				HOME				2-1-0				0-0-0				3-0-0				
8-4-0		0-0-0		1-2-0				AWAY				2-1-0				0-0-0				5-1-0				
2-2-0		1-1-0		0-1-0				NEUTRAL				0-0-0				0-0-0				1-0-0				
RPI	S	Opponent		Score		RPI	S	Opponent		Score		RPI	S	Opponent		Score		RPI	S	Opponent		Score		
1	A	Vanderbilt		4	10	26	A	DBU		9	8	62	H	Central Mich.		2	11	105	H	Sacramento St.		2	1	
1	A	Vanderbilt		7	3	26	A	DBU		4	11	62	H	Central Mich.		7	2	106	A	Iowa		11	6	
1	A	Vanderbilt		1	9	26	A	DBU		3	13	62	H	Central Mich.		5	4	120	A	Northwestern		3	6	
5	A	Louisville		3	4	26	N	DBU		7	9	95	H	Evansville		8	11	129	A	Central Ark.		8	0	
5	A	Louisville		4	2	35	A	Illinois		1	12	95	H	Evansville		11	2	129	A	Central Ark.		4	6	
5	A	Louisville		2	11	35	A	Illinois		2	4	95	H	Evansville		11	4	129	A	Central Ark.		1	4	
20	A	Creighton		7	8	35	A	Illinois		3	14	100	A	Bradley		2	7	129	A	Central Ark.		6	3	
20	A	Creighton		3	17	35	H	Illinois		7	6	100	A	Bradley		1	0	147	H	Milwaukee		3	6	
20	A	Creighton		3	7	38	N	Indiana		8	7	100	A	Bradley		14	1	156	H	Missouri St.		7	1	
24	H	Indiana St.		1	6													156	H	Missouri St.		5	3	
24	H	Indiana St.		1	13													156	H	Missouri St.		7	5	
24	H	Indiana St.		4	3													166	A	Southern Ill.		7	4	
24	N	Indiana St.		10	7													166	A	Southern Ill.		7	6	
24	N	Indiana St.		6	10													166	A	Southern Ill.		8	4	
																		166	N	Southern Ill.		4	1	
																		179	H	Eastern Ill.		3	0	
																		187	A	UIC		1	6	
																		187	H	UIC		4</		

Non-Div. I Games:

Illinois St.

RPI	S	Opponent	Score	
256	A	Valparaiso	13	1
256	A	Valparaiso	12	6
259	A	Southeast Mo. St.	18	6

Illinois St.

I
l
l
i
n
o
i
s
s
t
.

I
l
l
i
n
o
i
s
s
t
.

Average RPI Win: 141		WON-LOST RECORD		WINNING PCT. RANK		LAST 10 GAMES		STRENGTH OF SCHEDULE		OPP. STRENGTH OF SCHEDULE		TEAM RPI		ADJ RPI		CONF. RPI		ADJ CONF. RPI	
DIV. I ONLY		43-18-0		.70492 13		7-3-0		106		53		24		.57556 24		6		6	
DIV. I NON-CONF.		25-9-0		.73529 27		2-2-0		127		49		24		.58054 24		6		6	
TOTALS		RPI 1-25		RPI 26-50		W-L RECORDS		RPI 51-100		RPI 101-150		RPI 150+							
43-18-0		4-6-0		3-5-0		OVERALL		9-2-0		7-0-0		20-5-0							
15-2-0		0-0-0		1-1-0		HOME		2-1-0		2-0-0		10-0-0							
16-13-0		3-3-0		0-4-0		AWAY		5-1-0		4-0-0		4-5-0							
12-3-0		1-3-0		2-0-0		NEUTRAL		2-0-0		1-0-0		6-0-0							
25-9-0		1-4-0		1-2-0		NON-CONFERENCE		4-0-0		7-0-0		12-3-0							
7-1-0		0-0-0		1-1-0		HOME		0-0-0		2-0-0		4-0-0							
11-6-0		1-2-0		0-0-		AWAY		3-0-0		4-0-0		3-3-0							
7-2-0		0-2-0		0-0-0		NEUTRAL		1-0-0		1-0-0		5-0-0							
18-9-0		3-2-0		2-3-0		CONFERENCE		5-2-0		0-0-0		8-2-0							
8-1-0		0-0-0		0-0-0		HOME		2-1-0		0-0-0		6-0-0							
5-7-0		2-1-0		0-3-0		AWAY		2-1-0		0-0-0		1-2-0							
5-1-0		1-1-0		2-0-0		NEUTRAL		1-0-0		0-0-0		1-0-0							
RPI	S	Opponent		Score		RPI	S	Opponent		Score		RPI	S	Opponent		Score			
1	A	Vanderbilt		1	7	26	A	DBU		2	12	78	A	Jacksonville		13	7		
1	N	Vanderbilt		5	8	26	A	DBU		3	7	78	A	Jacksonville		8	3		
1	N	Vanderbilt		1	12	26	A	DBU		1	8	78	A	Jacksonville		7	1		
19	A	Michigan		4	6	26	N	DBU		16	3	90	N	McNeese		6	5		
19	A	Michigan		8	7	26	N	DBU		9	5	95	A	Evansville		8	2		
23	A	Illinois St.		6	1	35	A	Illinois		2	5	95	A	Evansville		2	6		
23	A	Illinois St.		3	4	35	H	Illinois		3	1	95	A	Evansville		6	4		
23	A	Illinois St.		13	1	38	H	Indiana		14	15	95	N	Evansville		7	0		
23	N	Illinois St.		7	10							100	H	Bradley		12	8		
23	N	Illinois St.		10	6							100	H	Bradley		10	2		
												100	H	Bradley		5	9		

Non-Div. I Games:

Indiana St.

RPI	S	Opponent	Score	
256	H	Valparaiso	13	2
270	H	The Citadel	4	2
270	H	The Citadel	8	0
270	H	The Citadel	5	1
284	N	Iona	10	0

Indiana St.

I
n
d
i
a
n
a
S
t
.

I
n
d
i
a
n
a
S
t
.

U
C
S
a
n
t
a
B
a
r
b
a
r
a

UC Santa Barbara

RPI	S	Opponent	Score	
216	A	UC Riverside	2	7
229	H	Long Beach St.	8	4
229	H	Long Beach St.	13	1
229	H	Long Beach St.	8	2
231	A	CSU Bakersfield	4	1
231	H	CSU Bakersfield	6	4
239	H	UC Davis	9	8
239	H	UC Davis	7	0
239	H	UC Davis	4	3
243	A	Hawaii	8	2
243	A	Hawaii	11	1
243	A	Hawaii	6	3

UC Santa Barbara

U
C
S
a
n
t
a
B
a
r
b
a
r
a

U
C
S
a
n
t
a
B
a
r
b
a
r
a

Non-Div. I Games:

DBU

Average RPI Win:	99	WON-LOST	WINNING	LAST 10	STRENGTH OF	OPP. STRENGTH	TEAM	ADJ	CONF.	ADJ CONF.		
Average RPI Loss:	68	RECORD	PCT. RANK	GAMES	SCHEDULE	OF SCHEDULE	RPI	RPI	RPI	RPI		
DIV. I ONLY		39-25-0	.60938	62	6-4-0	33	35	27	.57129	27	5	5
DIV. I NON-CONF.		24-12-0	.66667	57	3-2-0	26	39	16	.59063	16	5	5
<hr/>												
TOTALS	RPI 1-25	RPI 26-50		W-L RECORDS		RPI 51-100		RPI 101-150		RPI 150+		
39-25-0	3-5-0	7-5-0		OVERALL		13-11-0		8-3-0		8-1-0		
12-7-0	0-0-0	0-0-0		HOME		4-3-0		5-3-0		3-1-0		
13-13-0	0-3-0	4-3-0		AWAY		7-7-0		1-0-0		1-0-0		
14-5-0	3-2-0	3-2-0		NEUTRAL		2-1-0		2-0-0		4-0-0		
24-12-0	3-2-0	2-3-0		NON-CONFERENCE		6-6-0		5-0-0		8-1-0		
6-1-0	0-0-0	0-0-0		HOME		1-0-0		2-0-0		3-1-0		
7-7-0	0-0-0	0-0-		AWAY		5-6-0		1-0-0		1-0-0		
11-4-0	3-2-0	2-2-0		NEUTRAL		0-0-0		2-0-0		4-0-0		
15-13-0	0-3-0	5-2-0		CONFERENCE		7-5-0		3-3-0		0-0-0		
6-6-0	0-0-0	0-0-0		HOME		3-3-0		3-3-0		0-0-0		
6-6-0	0-3-0	4-2-0		AWAY		2-1-0		0-0-0		0-0-0		
3-1-0	0-0-0	1-0-0		NEUTRAL		2-1-0		0-0-0		0-0-0		
RPI	S	Opponent	Score	RPI	S	Opponent	Score	RPI	S	Opponent	Score	
5	N	Louisville	2 12	35	N	Illinois	7 4	53	A	Texas St.	3 5	
5	N	Louisville	8 3	38	N	Indiana	6 9	53	A	Texas St.	4 1	
5	N	Louisville	3 2	40	N	Nebraska	16 1	53	A	Texas St.	8 4	
6	N	Oklahoma St.	5 2	40	N	Nebraska	5 8	56	H	Boston College	3 1	
6	N	Oklahoma St.	1 3	45	A	Houston	4 5	60	A	Coastal Caro.	7 10	
7	A	East Carolina	2 5	45	A	Houston	2 1	75	A	Sam Houston St.	5 6	
7	A	East Carolina	7 9	45	A	Houston	9 3	75	A	Sam Houston St.	9 4	
7	A	East Carolina	1 5	45	N	Houston	4 3	75	A	Sam Houston St.	5 8	
				48	A	UCF	3 1	83	H	Wichita St.	2 1	
				48	A	UCF	10 0	83	H	Wichita St.	5 12	
				48	A	UCF	1 2	83	H	Wichita St.	4 0	
				49	A	Virginia	3 6	83	N	Wichita St.	9 7	
								83	N	Wichita St.	8 3	
								87	A	Bryant	11 6	
								90	H	Cincinnati	4 5	
								90	H	Cincinnati	4 10	
								90	H	Cincinnati	5 1	
								90	N	Cincinnati	5 22	
								92	A	Col. of Charleston	7 4	
								92	A	Col. of Charleston	2 7	

Non-Div. I Games:

UConn

RPI	S	Opponent	Score
92	A	Col. of Charleston	6 7
98	A	Tulane	6 8
98	A	Tulane	10 6
98	A	Tulane	8 5

90	N	Cincinnati	5 22
83	N	Wichita St.	8 3
83	N	Wichita St.	9 7
45	N	Houston	4 3
98	A	Tulane	6 8

Average RPI Win: 129		WON-LOST	WINNING	LAST 10	STRENGTH OF		OPP. STRENGTH	TEAM	ADJ	CONF.	ADJ CONF.
Average RPI Loss: 95		RECORD	PCT. RANK	GAMES	SCHEDULE		OF SCHEDULE	RPI	RPI	RPI	RPI
DIV. I ONLY		40-16-1	.71053	11	8-2-0		90	62	28	.5703	28
DIV. I NON-CONF.		17-8-0	.68	52	2-2-0		85	19	23	.58252	23
TOTALS		RPI 1-25	RPI 26-50		W-L RECORDS		RPI 51-100		RPI 101-150		RPI 150+
40-16-1		3-5-0	0-0-0		OVERALL		7-4-0		18-3-0		12-4-1
15-8-1		0-0-0	0-0-0		HOME		2-1-0		7-3-0		6-4-1
18-8-0		2-5-0	0-0-0		AWAY		4-3-0		7-0-0		5-0-0
7-0-0		1-0-0	0-0-0		NEUTRAL		1-0-0		4-0-0		1-0-0
17-8-0		3-5-0	0-0-0		NON-CONFERENCE		3-2-0		4-0-0		7-1-0
6-1-0		0-0-0	0-0-0		HOME		0-0-0		2-0-0		4-1-0
7-7-0		2-5-0	0-0-		AWAY		2-2-0		1-0-0		2-0-0
4-0-0		1-0-0	0-0-0		NEUTRAL		1-0-0		1-0-0		1-0-0
23-8-1		0-0-0	0-0-0		CONFERENCE		4-2-0		14-3-0		5-3-1
9-7-1		0-0-0	0-0-0		HOME		2-1-0		5-3-0		2-3-1
11-1-0		0-0-0	0-0-0		AWAY		2-1-0		6-0-0		3-0-0
3-0-0		0-0-0	0-0-0		NEUTRAL		0-0-0		3-0-0		0-0-0
RPI S	Opponent	Score	RPI S	Opponent	Score	RPI S	Opponent	Score	RPI S	Opponent	Score
10 A	Stanford	0 2				70 A	Oregon	5 1	115 N	Cal St. Fullerton	5 2
10 A	Stanford	6 8				70 A	Oregon	3 5	119 A	Nevada	8 1
10 A	Stanford	7 2				70 A	Oregon	7 8	119 A	Nevada	5 3
10 A	Stanford	7 9				70 A	Oregon	14 2	119 A	Nevada	8 2
13 A	Tennessee	10 7				79 A	San Diego St.	6 11	119 N	Nevada	4 3
13 A	Tennessee	9 13				79 A	San Diego St.	2 0	122 H	Air Force	5 2
13 A	Tennessee	3 8				79 A	San Diego St.	5 4	122 H	Air Force	9 5
25 N	UC Santa Barbara	9 2				79 H	San Diego St.	6 10	122 H	Air Force	13 7
						79 H	San Diego St.	8 3	122 H	Air Force	6 0
						79 H	San Diego St.	10 2	122 H	Air Force	3 4
						97 N	Kansas St.	11 3	125 H	San Francisco	8 6
									126 A	UNLV	7 0
									126 A	UNLV	16 5
									126 A	UNLV	11 4
									126 H	UNLV	3 7
									126 H	UNLV	3 4
									126 H	UNLV	6 4
									126 N	UNLV	11 1
									126 N	UNLV	12 6
									127 A	Cal Poly	16 6
									127 H	Cal Poly	8 6
									155 A	Pacific	17 2
									155 H	Pacific	11 3
									156 N	Missouri St.	3 2
									168 H	New Mexico	10 4
									168 H	New Mexico	6 6
									168 H	New Mexico	2 8
LAST 10 GAMES											
10 A	Stanford	7 9	126 N	UNLV	11 1						
10 A	Stanford	6 8	119 N	Nevada	4 3						
10 A	Stanford	7 2	126 A	UNLV	11 4						
25 N	UC Santa Barbara	9 2	126 A	UNLV	16 5						
126 N	UNLV	12 6	126 A	UNLV	7 0						

Non-Div. I Games:

Fresno St.

RPI	S	Opponent	Score	
182	A	San Jose St.	8	6
182	A	San Jose St.	7	5
182	A	San Jose St.	6	1
182	H	San Jose St.	5	7
182	H	San Jose St.	1	2
182	H	San Jose St.	3	1
231	A	CSU Bakersfield	9	3
231	H	CSU Bakersfield	7	6
266	H	Utah Valley	8	3
266	H	Utah Valley	6	3
266	H	Utah Valley	3	4

Fresno St.

F
r
e
s
n
o
s
t
.

F
r
e
s
n
o
s
t
.

Average RPI Win:		85	WON-LOST RECORD		WINNING PCT. RANK		LAST 10 GAMES		STRENGTH OF SCHEDULE		OPP. STRENGTH OF SCHEDULE		TEAM RPI		ADJ RPI		CONF. RPI		ADJ CONF. RPI	
DIV. I ONLY			36-20-1		.64035 41		4-6-0		32		18		29		.5698 29		4		4	
DIV. I NON-CONF.			14-11-1		.55769 113		1-2-0		15		3		58		.549 58		3		3	
TOTALS		RPI 1-25		RPI 26-50		W-L RECORDS		RPI 51-100		RPI 101-150		RPI 150+								
36-20-1		4-8-0		9-2-0		OVERALL		14-7-1		0-2-0		9-1-0								
17-12-0		2-5-0		2-1-0		HOME		6-6-0		0-0-0		7-0-0								
9-7-0		2-3-0		2-1-0		AWAY		5-1-0		0-2-0		0-0-0								
10-1-1		0-0-0		5-0-0		NEUTRAL		3-0-1		0-0-0		2-1-0								
14-11-1		2-5-0		5-0-0		NON-CONFERENCE		4-3-1		0-2-0		3-1-0								
4-8-0		2-5-0		0-0-0		HOME		1-3-0		0-0-0		1-0-0								
0-2-0		0-0-0		0-0-		AWAY		0-0-0		0-2-0		0-0-0								
10-1-1		0-0-0		5-0-0		NEUTRAL		3-0-1		0-0-0		2-1-0								
22-9-0		2-3-0		4-2-0		CONFERENCE		10-4-0		0-0-0		6-0-0								
13-4-0		0-0-0		2-1-0		HOME		5-3-0		0-0-0		6-0-0								
9-5-0		2-3-0		2-1-0		AWAY		5-1-0		0-0-0		0-0-0								
0-0-0		0-0-0		0-0-0		NEUTRAL		0-0-0		0-0-0		0-0-0								
RPI	S	Opponent		Score		RPI	S	Opponent		Score		RPI	S	Opponent		Score				
2	A	UCLA		7 9		36	H	California		2 3		52	H	Arizona		9 3				
2	A	UCLA		7 3		36	H	California		10 5		52	H	Arizona		15 3				
2	A	UCLA		0 8		36	H	California		3 2		52	H	Arizona		8 4				
6	H	Oklahoma St.		2 5		38	N	Indiana		8 3		60	N	Coastal Caro.		4 4				
6	H	Oklahoma St.		7 8		39	A	Arizona St.		4 3		64	N	Minnesota		13 1				
6	H	Oklahoma St.		0 1		39	A	Arizona St.		1 4		64	N	Minnesota		2 1				
10	A	Stanford		5 2		39	A	Arizona St.		6 4		70	A	Oregon		4 1				
10	A	Stanford		5 8		40	N	Nebraska		8 3		70	A	Oregon		8 5				
15	H	West Virginia		0 2		40	N	Nebraska		17 1		70	A	Oregon		2 3				
15	H	West Virginia		9 2		40	N	Nebraska		5 3		70	H	Oregon		7 6				
15	H	West Virginia		4 2		40	N	Nebraska		8 2		70	H	Oregon		8 12				
20	H	Creighton		1 4								74	A	Washington		1 0				
												74	A	Washington		10 7				
												74	A	Washington		4 3				
												75	H	Gonzaga		3 6				
												75	N	Gonzaga		9 3				
												77	H	Southern California		0 5				
												77	H	Southern California		0 2				
												77	H	Southern California		5 2				
												79	H	San Diego St.		3 4				
LAST 10 GAMES																				
20	H	Creighton		1 4																
90	H	Cincinnati		6 7																
77	H	Southern California		0 5																
77	H	Southern California		5 2																
77	H	Southern California		0 2																

Non-Div. I Games:

Oregon St.

RPI	S	Opponent	Score	
79	H	San Diego St.	8	1
90	H	Cincinnati	6	7
10	A	Stanford	5	2
10	A	Stanford	5	8
172	H	Portland	4	3
70	A	Oregon	2	3
70	A	Oregon	8	5

O
r
e
g
o
n
S
t
.

O
r
e
g
o
n
S
t
.

Average RPI Win: 88		WON-LOST	WINNING	LAST 10	STRENGTH OF		OPP. STRENGTH	TEAM	ADJ	CONF.	ADJ CONF.
Average RPI Loss: 31		RECORD	PCT. RANK	GAMES	SCHEDULE		OF SCHEDULE	RPI	RPI	RPI	RPI
DIV. I ONLY		34-26-0	.56667	95	5		4	30	.56949	30	1
DIV. I NON-CONF.		21-8-0	.72414	32	33		52	30	.57291	30	1
TOTALS		RPI 1-25	RPI 26-50		W-L RECORDS		RPI 51-100		RPI 101-150		RPI 150+
34-26-0		5-17-0	11-5-0		OVERALL		5-1-0		5-3-0		8-0-0
26-11-0		4-5-0	6-3-0		HOME		4-1-0		5-2-0		7-0-0
6-12-0		1-11-0	4-0-0		AWAY		1-0-0		0-1-0		0-0-0
2-3-0		0-1-0	1-2-0		NEUTRAL		0-0-0		0-0-0		1-0-0
21-8-0		2-1-0	3-4-0		NON-CONFERENCE		3-0-0		5-3-0		8-0-0
17-5-0		2-1-0	1-2-0		HOME		2-0-0		5-2-0		7-0-0
2-1-0		0-0-0	1-0-		AWAY		1-0-0		0-1-0		0-0-0
2-2-0		0-0-0	1-2-0		NEUTRAL		0-0-0		0-0-0		1-0-0
13-18-0		3-16-0	8-1-0		CONFERENCE		2-1-0		0-0-0		0-0-0
9-6-0		2-4-0	5-1-0		HOME		2-1-0		0-0-0		0-0-0
4-11-0		1-11-0	3-0-0		AWAY		0-0-0		0-0-0		0-0-0
0-1-0		0-1-0	0-0-0		NEUTRAL		0-0-0		0-0-0		0-0-0
RPI S	Opponent	Score	RPI S	Opponent	Score	RPI S	Opponent	Score	RPI S	Opponent	Score
1 A	Vanderbilt	2 15	26 N	DBU	8 11	78 A	Jacksonville	5 4	109 H	North Florida	1 7
1 A	Vanderbilt	4 14	26 N	DBU	8 9	78 H	Jacksonville	13 8	112 H	Winthrop	28 5
1 A	Vanderbilt	0 5	31 A	Missouri	4 3	78 H	Jacksonville	8 4	112 H	Winthrop	5 3
3 H	Mississippi St.	5 10	31 A	Missouri	2 0	82 H	South Carolina	6 4	112 H	Winthrop	16 4
3 H	Mississippi St.	5 6	31 A	Missouri	5 4	82 H	South Carolina	3 6	117 A	South Fla.	1 6
3 H	Mississippi St.	4 2	32 A	Florida St.	3 1	82 H	South Carolina	9 5	117 H	South Fla.	7 3
4 A	Georgia	1 9	32 H	Florida St.	20 7				128 H	FGCU	2 7
4 A	Georgia	4 6	32 N	Florida St.	4 2				128 H	FGCU	15 0
4 A	Georgia	1 4	37 H	Fla. Atlantic	11 13				151 N	Army West Point	13 5
13 H	Tennessee	4 5	44 H	Alabama	12 3				153 H	Yale	6 5
13 H	Tennessee	7 8	44 H	Alabama	3 1				153 H	Yale	4 3
13 H	Tennessee	10 9	44 H	Alabama	6 3				153 H	Yale	15 1
16 H	Miami (FL)	4 1	48 H	UCF	9 12				229 H	Long Beach St.	5 2
16 H	Miami (FL)	2 5	50 H	Kentucky	10 8				229 H	Long Beach St.	3 1
16 H	Miami (FL)	9 3	50 H	Kentucky	12 8				229 H	Long Beach St.	8 2
17 A	Ole Miss	4 16	50 H	Kentucky	1 5				236 H	Florida A&M	12 1
17 A	Ole Miss	10 12	LAST 10 GAMES								
17 A	Ole Miss	4 12									
18 N	Texas A&M	7 8									
21 A	LSU	1 13									
21 A	LSU	16 9									
21 A	LSU	2 11									
			26 N	DBU	8 9	31 A	Missouri	2 0			
			151 N	Army West Point	13 5	31 A	Missouri	5 4			
			26 N	DBU	8 11	13 H	Tennessee	4 5			
			18 N	Texas A&M	7 8	13 H	Tennessee	7 8			
			31 A	Missouri	4 3	13 H	Tennessee	10 9			

Non-Div. I Games:

Florida

Average RPI Win: 117		WON-LOST RECORD	WINNING PCT. RANK	LAST 10 GAMES	STRENGTH OF SCHEDULE	OPP. STRENGTH OF SCHEDULE	TEAM RPI	ADJ RPI		CONF. RPI	ADJ CONF. RPI
Average RPI Loss: 43											
DIV. I ONLY		34-22-1	.60526 64	3-7-0	37	14	31	.56776	31	1	1
DIV. I NON-CONF.		21-5-0	.80769 9	0	214	163	40	.56535	40	1	1
TOTALS		RPI 1-25	RPI 26-50		W-L RECORDS		RPI 51-100		RPI 101-150		RPI 150+
34-22-1		8-13-1	2-4-0		OVERALL		4-0-0		9-4-0		11-1-0
21-6-0		4-2-0	2-4-0		HOME		4-0-0		3-0-0		8-0-0
11-12-1		4-10-1	0-0-0		AWAY		0-0-0		4-2-0		3-0-0
2-4-0		0-1-0	0-0-0		NEUTRAL		0-0-0		2-2-0		0-1-0
21-5-0		0-0-0	0-0-0		NON-CONFERENCE		1-0-0		9-4-0		11-1-0
12-0-0		0-0-0	0-0-0		HOME		1-0-0		3-0-0		8-0-0
7-2-0		0-0-0	0-0-		AWAY		0-0-0		4-2-0		3-0-0
2-3-0		0-0-0	0-0-0		NEUTRAL		0-0-0		2-2-0		0-1-0
13-17-1		8-13-1	2-4-0		CONFERENCE		3-0-0		0-0-0		0-0-0
9-6-0		4-2-0	2-4-0		HOME		3-0-0		0-0-0		0-0-0
4-10-1		4-10-1	0-0-0		AWAY		0-0-0		0-0-0		0-0-0
0-1-0		0-1-0	0-0-0		NEUTRAL		0-0-0		0-0-0		0-0-0
RPI	S	Opponent	Score	RPI	S	Opponent	Score	RPI	S	Opponent	Score
1	A	Vanderbilt	2 7	30	H	Florida	0 2	82	H	South Carolina	5 2
1	A	Vanderbilt	5 2	30	H	Florida	4 5	82	H	South Carolina	9 7
1	A	Vanderbilt	2 5	30	H	Florida	3 4	82	H	South Carolina	11 0
4	A	Georgia	0 3	50	H	Kentucky	5 4	97	H	Kansas St.	17 2
4	A	Georgia	2 5	50	H	Kentucky	2 4				
4	A	Georgia	2 4	50	H	Kentucky	9 2				
9	A	Arkansas	2 3								
9	A	Arkansas	0 2								
9	A	Arkansas	3 4								
13	A	Tennessee	5 11								
13	A	Tennessee	10 8								
13	A	Tennessee	6 2								
17	H	Ole Miss	2 1								
17	H	Ole Miss	0 3								
17	H	Ole Miss	8 5								
17	N	Ole Miss	1 2								
18	A	Texas A&M	2 2								
18	A	Texas A&M	3 7								
18	A	Texas A&M	3 2								
21	H	LSU	11 12								
21	H	LSU	4 1								
21	H	LSU	11 5								
				LAST 10 GAMES							
				17	N	Ole Miss	1 2	1	A	Vanderbilt	5 2
				30	H	Florida	3 4	1	A	Vanderbilt	2 5
				30	H	Florida	0 2	13	A	Tennessee	10 8
				30	H	Florida	4 5	13	A	Tennessee	6 2
				1	A	Vanderbilt	2 7	13	A	Tennessee	5 11

Non-Div. I Games:

Missouri

Average RPI Win:		106	WON-LOST RECORD		WINNING PCT. RANK		LAST 10 GAMES		STRENGTH OF SCHEDULE		OPP. STRENGTH OF SCHEDULE		TEAM RPI		ADJ RPI		CONF. RPI		ADJ CONF. RPI				
Average RPI Loss:		53																					
DIV. I ONLY			42-23-0		.64615 39		7-3-0		51		15		32		.56594 32		3		3				
DIV. I NON-CONF.			24-9-0		.72727 30		6-2-0		99		9		44		.56388 44		4		4				
TOTALS		RPI 1-25		RPI 26-50		W-L RECORDS		RPI 51-100		RPI 101-150		RPI 150+											
42-23-0		9-8-0		6-5-0		OVERALL		6-7-0		6-1-0		15-2-0											
28-9-0		0-0-0		3-2-0		HOME		6-6-0		4-0-0		15-1-0											
11-10-0		7-6-0		2-2-0		AWAY		0-0-0		2-1-0		0-1-0											
3-4-0		2-2-0		1-1-0		NEUTRAL		0-1-0		0-0-0		0-0-0											
24-9-0		5-2-0		1-4-0		NON-CONFERENCE		1-2-0		4-0-0		13-1-0											
18-4-0		0-0-0		0-2-0		HOME		1-2-0		4-0-0		13-0-0											
4-2-0		4-0-0		0-0-		AWAY		0-0-0		0-0-0		0-1-0											
2-3-0		1-2-0		1-1-0		NEUTRAL		0-0-0		0-0-0		0-0-0											
18-14-0		4-6-0		5-1-0		CONFERENCE		5-5-0		2-1-0		2-1-0											
10-5-0		0-0-0		3-0-0		HOME		5-4-0		0-0-0		2-1-0											
7-8-0		3-6-0		2-1-0		AWAY		0-0-0		2-1-0		0-0-0											
1-1-0		1-0-0		0-0-0		NEUTRAL		0-1-0		0-0-0		0-0-0											
RPI	S	Opponent		Score		RPI	S	Opponent		Score		RPI	S	Opponent		Score		RPI	S	Opponent		Score	
4	A	Georgia		10	1	30	A	Florida		7	20	54	H	Wake Forest		13	2	101	A	Notre Dame		7	1
4	A	Georgia		12	3	30	H	Florida		1	3	54	H	Wake Forest		12	16	101	A	Notre Dame		3	12
5	A	Louisville		0	11	30	N	Florida		2	4	54	H	Wake Forest		9	5	101	A	Notre Dame		3	1
5	A	Louisville		14	3	37	N	Fla. Atlantic		13	7	54	N	Wake Forest		4	7	107	H	Mercer		12	1
5	A	Louisville		1	14	41	H	Clemson		6	2	56	H	Boston College		0	8	107	H	Mercer		5	1
8	N	Texas Tech		1	4	41	H	Clemson		16	2	56	H	Boston College		7	10	107	H	Mercer		9	5
9	N	Arkansas		1	0	41	H	Clemson		6	4	56	H	Boston College		4	3	109	H	North Florida		4	3
16	A	Miami (FL)		6	5	48	H	UCF		7	9	65	H	Virginia Tech		9	8	162	H	Richmond		7	2
16	A	Miami (FL)		0	11	49	A	Virginia		14	2	65	H	Virginia Tech		0	6	162	H	Richmond		8	2
16	A	Miami (FL)		0	4	49	A	Virginia		5	3	65	H	Virginia Tech		5	2	162	H	Richmond		11	1
19	N	Michigan		0	2	49	A	Virginia		3	13	78	H	Jacksonville		2	3	171	H	FIU		9	6
21	A	LSU		6	4							78	H	Jacksonville		3	0	183	A	Stetson		0	1
21	A	LSU		5	4							78	H	Jacksonville		2	3	183	H	Stetson		10	4
22	A	NC State		7	5													183	H	Stetson		9	8
22	A	NC State		8	9													193	H	Pittsburgh		0	10
22	A	NC State		0	16													193	H	Pittsburgh		12	6
22	N	NC State		11	0													193	H	Pittsburgh		15	6
						LAST 10 GAMES																	
8	N	Texas Tech		1	4	4	A	Georgia		10	1	278	H	Youngstown St.		7	4	278	H	Youngstown St.		24	2
19	N	Michigan		0	2	4	A	Georgia		12	3	278	H	Youngstown St.		4	2	278	H	Youngstown St.		4	2
9	N	Arkansas		1	0	37	N	Fla. Atlantic		13	7												
21	A	LSU		5	4	22	N	NC State		11	0												
21	A	LSU		6	4	54	N	Wake Forest		4	7												

Non-Div. I Games:

Florida St.

Average RPI Win: 108		WON-LOST RECORD		WINNING PCT. RANK		LAST 10 GAMES		STRENGTH OF SCHEDULE		OPP. STRENGTH OF SCHEDULE		TEAM RPI		ADJ RPI		CONF. RPI		ADJ CONF. RPI					
DIV. I ONLY		35-19-0		.64815 38		3-7-0		45		30		33		.56496 33		2		2					
DIV. I NON-CONF.		20-9-0		.68966 48		2-2-0		106		71		61		.54656 61		2		2					
TOTALS		RPI 1-25		RPI 26-50		W-L RECORDS		RPI 51-100		RPI 101-150		RPI 150+											
35-19-0		4-7-0		6-3-0		OVERALL		11-7-0		2-2-0		12-0-0											
25-6-0		3-0-0		4-3-0		HOME		5-2-0		2-1-0		11-0-0											
7-8-0		1-5-0		1-0-0		AWAY		5-3-0		0-0-0		0-0-0											
3-5-0		0-2-0		1-0-0		NEUTRAL		1-2-0		0-1-0		1-0-0											
20-9-0		0-2-0		3-2-0		NON-CONFERENCE		3-3-0		2-2-0		12-0-0											
17-3-0		0-0-0		2-2-0		HOME		2-0-0		2-1-0		11-0-0											
1-3-0		0-1-0		1-0-		AWAY		0-2-0		0-0-0		0-0-0											
2-3-0		0-1-0		0-0-0		NEUTRAL		1-1-0		0-1-0		1-0-0											
15-10-0		4-5-0		3-1-0		CONFERENCE		8-4-0		0-0-0		0-0-0											
8-3-0		3-0-0		2-1-0		HOME		3-2-0		0-0-0		0-0-0											
6-5-0		1-4-0		0-0-0		AWAY		5-1-0		0-0-0		0-0-0											
1-2-0		0-1-0		1-0-0		NEUTRAL		0-1-0		0-0-0		0-0-0											
RPI	S	Opponent		Score		RPI	S	Opponent		Score		RPI	S	Opponent		Score		RPI	S	Opponent		Score	
2	A	UCLA		6	11	26	A	DBU		5	1	53	N	Texas St.		5	4	127	H	Cal Poly		14	3
6	A	Oklahoma St.		4	5	26	H	DBU		10	4	55	A	TCU		6	3	127	H	Cal Poly		1	3
6	A	Oklahoma St.		4	16	40	H	Nebraska		4	12	55	A	TCU		12	1	127	H	Cal Poly		3	0
6	N	Oklahoma St.		0	5	40	H	Nebraska		0	2	55	A	TCU		15	2	140	N	Rice		3	6
8	A	Texas Tech		11	10	40	H	Nebraska		10	3	55	N	TCU		2	5	176	H	SFA		10	0
8	A	Texas Tech		2	3	46	H	Oklahoma		5	7	57	N	LMU (CA)		1	3	184	H	Holy Cross		8	5
8	A	Texas Tech		3	13	46	H	Oklahoma		7	3	68	H	Texas		6	8	184	H	Holy Cross		12	0
15	H	West Virginia		12	0	46	H	Oklahoma		3	2	68	H	Texas		6	5	184	H	Holy Cross		8	5
15	H	West Virginia		6	5	46	N	Oklahoma		8	2	69	A	Kansas		8	0	184	H	Holy Cross		6	1
15	H	West Virginia		10	4							69	A	Kansas		8	2	195	N	Omaha		24	6
18	N	Texas A&M		2	5							69	A	Kansas		7	12	200	H	Abilene Christian		6	3
												75	A	Sam Houston St.		7	8	212	H	Cornell		17	0
												75	H	Sam Houston St.		9	6	212	H	Cornell		12	4
												94	A	UT Arlington		1	2	212	H	Cornell		10	3
												94	H	UT Arlington		12	2	249	H	Texas Southern		3	2
												97	H	Kansas St.		4	3	249	H	Texas Southern		13	3
												97	H	Kansas St.		11	6						
												97	H	Kansas St.		3	10						
LAST 10 GAMES																							
	2	A	UCLA		6	11	46	N	Oklahoma		8	2											
	195	N	Omaha		24	6	6	A	Oklahoma St.		4	5											
	57	N	LMU (CA)		1	3	6	A	Oklahoma St.		4	16											
	55	N	TCU		2	5	94	H	UT Arlington		12	2											
	6	N	Oklahoma St.		0	5	97	H	Kansas St.		3	10											

Non-Div. I Games:

Baylor

Duke				Through Games Of 06/26/19															
Average RPI Win: 108		WON-LOST RECORD		WINNING PCT. RANK		LAST 10 GAMES		STRENGTH OF SCHEDULE		OPP. STRENGTH OF SCHEDULE		TEAM RPI		ADJ RPI		CONF. RPI		ADJ CONF. RPI	
DIV. I ONLY		35-27-0		.56452 96		6-4-0		7		29		34		.56491 34		3		3	
DIV. I NON-CONF.		19-11-0		.63333 76		4-2-0		6		105		36		.56804 36		4		4	
TOTALS		RPI 1-25		RPI 26-50		W-L RECORDS		RPI 51-100		RPI 101-150		RPI 150+							
35-27-0		8-14-0		5-3-0		OVERALL		6-6-0		5-1-0		11-3-0							
19-14-0		4-5-0		0-1-0		HOME		4-5-0		3-1-0		8-2-0							
10-11-0		1-8-0		5-2-0		AWAY		2-1-0		1-0-0		1-0-0							
6-2-0		3-1-0		0-0-0		NEUTRAL		0-0-0		1-0-0		2-1-0							
19-11-0		6-3-0		0-2-0		NON-CONFERENCE		1-2-0		4-1-0		8-3-0							
12-6-0		3-0-0		0-1-0		HOME		1-2-0		3-1-0		5-2-0							
2-4-0		0-3-0		0-0-		AWAY		0-0-0		1-0-0		1-0-0							
5-1-0		3-0-0		0-0-0		NEUTRAL		0-0-0		0-0-0		2-1-0							
16-16-0		2-11-0		5-1-0		CONFERENCE		5-4-0		1-0-0		3-0-0							
7-8-0		1-5-0		0-0-0		HOME		3-3-0		0-0-0		3-0-0							
8-7-0		1-5-0		5-1-0		AWAY		2-1-0		0-0-0		0-0-0							
1-1-0		0-1-0		0-0-0		NEUTRAL		0-0-0		1-0-0		0-0-0							
RPI	S	Opponent	Score	RPI	S	Opponent	Score	RPI	S	Opponent	Score	RPI	S	Opponent	Score				
1	A	Vanderbilt	2 13	41	A	Clemson	9 8	51	H	Campbell	6 12	101	N	Notre Dame	10 6				
1	A	Vanderbilt	0 3	41	A	Clemson	9 8	54	H	Wake Forest	8 9	120	H	Northwestern	23 8				
1	N	Vanderbilt	18 5	41	A	Clemson	5 3	54	H	Wake Forest	4 5	120	H	Northwestern	3 5				
5	H	Louisville	6 8	42	A	Liberty	2 3	54	H	Wake Forest	16 2	120	H	Northwestern	5 4				
5	H	Louisville	1 2	42	H	Liberty	3 9	56	A	Boston College	4 1	146	A	Davidson	7 2				
5	H	Louisville	3 8	49	A	Virginia	8 6	56	A	Boston College	8 0	146	H	Davidson	7 3				
7	A	East Carolina	1 6	49	A	Virginia	2 1	56	A	Boston College	0 5	162	H	Richmond	5 2				
7	H	East Carolina	7 2	49	A	Virginia	3 11	59	H	VCU	3 5	188	H	Penn	6 7				
8	H	Texas Tech	13 6					59	H	VCU	2 1	188	H	Penn	1 3				
12	H	Georgia Tech	3 15					65	H	Virginia Tech	9 5	191	N	Penn St.	7 8				
12	H	Georgia Tech	10 4					65	H	Virginia Tech	4 0	191	N	Penn St.	9 2				
12	H	Georgia Tech	10 14					65	H	Virginia Tech	2 6	191	N	Penn St.	14 0				
12	N	Georgia Tech	4 5									193	H	Pittsburgh	10 9				
14	A	North Carolina	7 8									193	H	Pittsburgh	2 0				
14	A	North Carolina	6 16									193	H	Pittsburgh	6 5				
14	A	North Carolina	0 1									269	A	N.C. Central	7 5				
15	H	West Virginia	4 0									269	H	N.C. Central	6 2				
16	A	Miami (FL)	12 3									273	H	Lehigh	8 1				
16	A	Miami (FL)	3 4									273	H	Lehigh	7 0				
16	A	Miami (FL)	1 5									273	H	Lehigh	4 3				
18	N	Texas A&M	8 5	LAST 10 GAMES				18 N Texas A&M 8 5											
18	N	Texas A&M	4 1	1 A Vanderbilt 2 13				12 N Georgia Tech 4 5											
				1 A Vanderbilt 0 3				101 N Notre Dame 10 6											
				1 N Vanderbilt 18 5				16 A Miami (FL) 1 5											
				18 N Texas A&M 4 1				16 A Miami (FL) 12 3											
				15 H West Virginia 4 0															

Non-Div. I Games:

Duke

Average RPI Win:	112	WON-LOST	WINNING	LAST 10	STRENGTH OF	OPP. STRENGTH	TEAM	ADJ	CONF.	ADJ CONF.						
Average RPI Loss:	63	RECORD	PCT. RANK	GAMES	SCHEDULE	OF SCHEDULE	RPI	RPI	RPI	RPI						
DIV. I ONLY		32-20-0	.61538	58	5-5-0	59	28	36	.55937	36	4	4				
DIV. I NON-CONF.		15-9-0	.625	79	1-2-0	90	56	56	.55162	56	3	3				
<hr/>																
TOTALS	RPI 1-25	RPI 26-50		W-L RECORDS		RPI 51-100		RPI 101-150		RPI 150+						
32-20-0	3-6-0	4-3-0		OVERALL		9-7-0		6-2-0		10-2-0						
16-7-0	1-2-0	2-1-0		HOME		4-4-0		2-0-0		7-0-0						
15-8-0	2-4-0	1-2-0		AWAY		5-1-0		4-1-0		3-0-0						
1-5-0	0-0-0	1-0-0		NEUTRAL		0-2-0		0-1-0		0-2-0						
<hr/>																
15-9-0	1-2-0	2-0-0		NON-CONFERENCE		2-3-0		6-2-0		4-2-0						
8-1-0	0-0-0	1-0-0		HOME		1-1-0		2-0-0		4-0-0						
6-3-0	1-2-0	0-0-		AWAY		1-0-0		4-1-0		0-0-0						
1-5-0	0-0-0	1-0-0		NEUTRAL		0-2-0		0-1-0		0-2-0						
<hr/>																
17-11-0	2-4-0	2-3-0		CONFERENCE		7-4-0		0-0-0		6-0-0						
8-6-0	1-2-0	1-1-0		HOME		3-3-0		0-0-0		3-0-0						
9-5-0	1-2-0	1-2-0		AWAY		4-1-0		0-0-0		3-0-0						
0-0-0	0-0-0	0-0-0		NEUTRAL		0-0-0		0-0-0		0-0-0						
<hr/>																
RPI	S	Opponent	Score		RPI	S	Opponent	Score		RPI	S	Opponent	Score			
2	A	UCLA	4	1	29	A	Oregon St.	5	10	52	A	Arizona	10	7		
2	A	UCLA	1	6	29	A	Oregon St.	2	3	52	A	Arizona	2	4		
2	A	UCLA	7	8	29	A	Oregon St.	3	2	52	A	Arizona	7	3		
10	H	Stanford	7	10	39	H	Arizona St.	3	2	55	N	TCU	2	13		
10	H	Stanford	2	5	39	H	Arizona St.	5	6	63	A	Saint Mary's (CA)	9	3		
10	H	Stanford	18	2	47	H	BYU	3	2	63	H	Saint Mary's (CA)	13	1		
21	A	LSU	4	5	47	N	BYU	10	6	63	H	Saint Mary's (CA)	3	10		
21	A	LSU	5	2						67	N	Pepperdine	5	7		
21	A	LSU	3	4						70	H	Oregon	10	5		
										70	H	Oregon	4	12		
										70	H	Oregon	8	7		
										74	A	Washington	4	3		
										74	A	Washington	18	8		
										77	H	Southern California	9	8		
										77	H	Southern California	0	1		
										77	H	Southern California	4	9		
												177	N	Central Conn. St.	4	7
												105	A	Sacramento St.	0	6
												105	H	Sacramento St.	12	4
												120	N	Northwestern	5	9
												125	A	San Francisco	10	5
												125	H	San Francisco	10	7
												127	A	Cal Poly	5	3
												127	A	Cal Poly	5	4
												127	A	Cal Poly	10	2
												177	N	Central Conn. St.	4	7
												180	A	Utah	13	6
												180	A	Utah	6	4
												180	A	Utah	8	4
												182	H	San Jose St.	13	0
												221	H	Washington St.	9	5
												221	H	Washington St.	6	0
												221	H	Washington St.	6	1
												229	H	Long Beach St.	13	5
												229	H	Long Beach St.	10	5
												229	H	Long Beach St.	7	1
												231	N	CSU Bakersfield	3	4
<hr/>																
LAST 10 GAMES																

Non-Div. I Games:

California

Average RPI Win: 142		WON-LOST	WINNING	LAST 10	STRENGTH OF		OPP. STRENGTH	TEAM	ADJ	CONF.	ADJ CONF.
Average RPI Loss: 71		RECORD	PCT. RANK	GAMES	SCHEDULE		OF SCHEDULE	RPI	RPI	RPI	RPI
DIV. I ONLY		41-21-0	.66129	31	7-3-0		65	80	37	.5585	37
DIV. I NON-CONF.		16-12-0	.57143	103	1-2-0		21	59	63	.54498	63
TOTALS		RPI 1-25	RPI 26-50		W-L RECORDS		RPI 51-100		RPI 101-150		RPI 150+
41-21-0		1-3-0	4-7-0		OVERALL		5-5-0		14-4-0		17-2-0
23-10-0		0-1-0	0-4-0		HOME		5-4-0		7-0-0		11-1-0
14-9-0		1-2-0	4-1-0		AWAY		0-1-0		4-4-0		5-1-0
4-2-0		0-0-0	0-2-0		NEUTRAL		0-0-0		3-0-0		1-0-0
16-12-0		1-3-0	2-5-0		NON-CONFERENCE		3-1-0		5-2-0		5-1-0
12-6-0		0-1-0	0-4-0		HOME		3-0-0		4-0-0		5-1-0
3-5-0		1-2-0	2-0-		AWAY		0-1-0		0-2-0		0-0-0
1-1-0		0-0-0	0-1-0		NEUTRAL		0-0-0		1-0-0		0-0-0
25-9-0		0-0-0	2-2-0		CONFERENCE		2-4-0		9-2-0		12-1-0
11-4-0		0-0-0	0-0-0		HOME		2-4-0		3-0-0		6-0-0
11-4-0		0-0-0	2-1-0		AWAY		0-0-0		4-2-0		5-1-0
3-1-0		0-0-0	0-1-0		NEUTRAL		0-0-0		2-0-0		1-0-0
RPI S	Opponent	Score	RPI S	Opponent	Score	RPI S	Opponent	Score	RPI S	Opponent	Score
4 A	Georgia	0 13	30 A	Florida	13 11	61 H	Louisiana Tech	1 2	107 N	Mercer	10 6
16 A	Miami (FL)	4 11	32 N	Florida St.	7 13	61 H	Louisiana Tech	11 3	109 A	North Florida	5 7
16 A	Miami (FL)	6 4	35 H	Illinois	6 7	61 H	Louisiana Tech	3 5	109 A	North Florida	8 9
16 H	Miami (FL)	6 16	35 H	Illinois	3 5	75 A	Sam Houston St.	11 12	128 H	FGCU	11 5
			35 H	Illinois	10 11	80 H	Old Dominion	6 12	133 A	UAB	6 2
			43 A	Southern Miss.	8 5	80 H	Old Dominion	8 7	133 A	UAB	5 6
			43 A	Southern Miss.	7 8	80 H	Old Dominion	2 7	133 A	UAB	9 6
			43 A	Southern Miss.	18 9	90 H	Cincinnati	5 3	134 A	UTSA	8 5
			43 N	Southern Miss.	0 4	90 H	Cincinnati	8 7	134 A	UTSA	6 2
			48 A	UCF	5 3	90 H	Cincinnati	9 0	134 A	UTSA	1 4
			48 H	UCF	10 13				134 N	UTSA	11 4
									134 N	UTSA	6 5
									140 H	Rice	12 7
									140 H	Rice	12 4
									140 H	Rice	4 2
									142 H	Northeastern	2 1
									142 H	Northeastern	9 6
									142 H	Northeastern	7 4
									161 A	Western Ky.	6 4
									161 A	Western Ky.	4 11
									161 A	Western Ky.	8 5
									161 N	Western Ky.	6 1
									164 H	Quinnipiac	7 0
									164 H	Quinnipiac	7 4
									171 H	FIU	4 3
									171 H	FIU	1 0
									171 H	FIU	7 1
			LAST 10 GAMES								
	4 A	Georgia	0 13	161 N	Western Ky.	6 1	164 H	Quinnipiac	7 0		
	107 N	Mercer	10 6	134 N	UTSA	6 5	164 H	Quinnipiac	7 4		
	32 N	Florida St.	7 13	222 H	Middle Tenn.	8 7	171 H	FIU	4 3		
	43 N	Southern Miss.	0 4	222 H	Middle Tenn.	8 7	171 H	FIU	1 0		
	134 N	UTSA	11 4	222 H	Middle Tenn.	5 4	171 H	FIU	7 1		

Non-Div. I Games:

Fla. Atlantic

RPI	S	Opponent	Score	
189	H	Appalachian St.	3	6
215	A	Charlotte	10	6
215	A	Charlotte	12	5
215	A	Charlotte	8	4
222	H	Middle Tenn.	8	7
222	H	Middle Tenn.	8	7
222	H	Middle Tenn.	5	4
240	H	Monmouth	8	5
240	H	Monmouth	9	4
240	H	Monmouth	11	4

Fla. Atlantic

F
l
a
.
A
t
l
a
n
t
i
c

F
l
a
.
A
t
l
a
n
t
i
c

Average RPI Win: 125		WON-LOST RECORD		WINNING PCT. RANK		LAST 10 GAMES		STRENGTH OF SCHEDULE		OPP. STRENGTH OF SCHEDULE		TEAM RPI		ADJ RPI		CONF. RPI		ADJ CONF. RPI	
DIV. I ONLY		37-23-0		.61667 57		4-6-0		55		68		38		.55824 38		7		7	
DIV. I NON-CONF.		19-14-0		.57576 101		1-3-0		30		58		49		.55732 49		7		7	
TOTALS		RPI 1-25		RPI 26-50		W-L RECORDS		RPI 51-100		RPI 101-150		RPI 150+							
37-23-0		3-7-0		2-4-0		OVERALL		10-7-0		8-3-0		14-2-0							
21-5-0		0-1-0		0-0-0		HOME		6-2-0		4-1-0		11-1-0							
11-13-0		3-5-0		1-3-0		AWAY		3-3-0		2-1-0		2-1-0							
5-5-0		0-1-0		1-1-0		NEUTRAL		1-2-0		2-1-0		1-0-0							
19-14-0		1-6-0		1-2-0		NON-CONFERENCE		6-4-0		5-2-0		6-0-0							
10-3-0		0-1-0		0-0-0		HOME		4-1-0		1-1-0		5-0-0							
4-8-0		1-4-0		0-0-0		AWAY		1-2-0		2-1-0		0-0-0							
5-3-0		0-1-0		1-1-0		NEUTRAL		1-1-0		2-0-0		1-0-0							
18-9-0		2-1-0		1-2-0		CONFERENCE		4-3-0		3-1-0		8-2-0							
11-2-0		0-0-0		0-0-0		HOME		2-1-0		3-0-0		6-1-0							
7-5-0		2-1-0		1-2-0		AWAY		2-1-0		0-0-0		2-1-0							
0-2-0		0-0-0		0-0-0		NEUTRAL		0-1-0		0-1-0		0-0-0							
RPI S	Opponent	Score		RPI S	Opponent	Score		RPI S	Opponent	Score		RPI S	Opponent	Score					
5 A	Louisville	7	9	27 N	UConn	9	6	60 A	Coastal Caro.	5	6	106 H	Iowa	3	2				
5 H	Louisville	7	8	29 N	Oregon St.	3	8	64 H	Minnesota	7	1	106 H	Iowa	13	1				
13 A	Tennessee	0	11	35 A	Illinois	0	4	64 H	Minnesota	7	6	106 H	Iowa	7	1				
13 A	Tennessee	1	5	35 A	Illinois	1	3	64 H	Minnesota	3	7	106 N	Iowa	2	4				
13 A	Tennessee	3	5	35 A	Illinois	9	2	64 N	Minnesota	4	9	116 H	Ball St.	14	3				
19 A	Michigan	5	6	50 A	Kentucky	2	5	73 A	Maryland	0	2	116 N	Ball St.	9	3				
19 A	Michigan	10	8					73 A	Maryland	20	5	131 A	Memphis	6	0				
19 A	Michigan	10	4					73 A	Maryland	19	4	131 A	Memphis	6	1				
23 N	Illinois St.	7	8					74 N	Washington	1	0	131 A	Memphis	3	6				
24 A	Indiana St.	15	14					89 H	Wright St.	4	15	142 N	Northeastern	6	4				
								90 A	Cincinnati	5	7	143 H	Kent St.	8	9				
								90 H	Cincinnati	7	1	170 A	Michigan St.	3	5				
								93 N	San Diego	3	5	170 A	Michigan St.	11	2				
								95 A	Evansville	5	0	170 A	Michigan St.	13	4				
								95 H	Evansville	6	5	187 N	UIC	9	5				
								95 H	Evansville	9	3	190 H	Rutgers	7	5				
								95 H	Evansville	5	1	190 H	Rutgers	11	4				
												190 H	Rutgers	13	3				
												191 H	Penn St.	0	3				
												191 H	Penn St.	3	2				
												191 H	Penn St.	5	3				
												199 H	Canisius	5	2				
												199 H	Canisius	18	6				
												199 H	Canisius	16	5				
												199 H	Canisius	12	1				
												216 H	Purdue	7	6				
												242 H	Butler	9	3				

Non-Div. I Games:

Indiana

Average RPI Win: 116		WON-LOST	WINNING	LAST 10	STRENGTH OF		OPP. STRENGTH	TEAM	ADJ		CONF.	ADJ CONF.
Average RPI Loss: 63		RECORD	PCT. RANK	GAMES	SCHEDULE		OF SCHEDULE	RPI	RPI		RPI	RPI
DIV. I ONLY		38-19-0	.66667	29	84		26	39	.5575		4	4
DIV. I NON-CONF.		21-6-0	.77778	13	176		51	41	.56452		3	3
TOTALS		RPI 1-25	RPI 26-50		W-L RECORDS		RPI 51-100		RPI 101-150		RPI 150+	
38-19-0		2-4-0	3-7-0		OVERALL		13-5-0		8-1-0		12-2-0	
27-7-0		2-4-0	1-2-0		HOME		8-0-0		6-0-0		10-1-0	
10-10-0		0-0-0	2-3-0		AWAY		5-5-0		1-1-0		2-1-0	
1-2-0		0-0-0	0-2-0		NEUTRAL		0-0-0		1-0-0		0-0-0	
21-6-0		0-0-0	1-4-0		NON-CONFERENCE		5-0-0		8-1-0		7-1-0	
18-1-0		0-0-0	0-0-0		HOME		5-0-0		6-0-0		7-1-0	
2-3-0		0-0-0	1-0-		AWAY		0-0-0		1-1-0		0-0-0	
1-2-0		0-0-0	0-2-0		NEUTRAL		0-0-0		1-0-0		0-0-0	
17-13-0		2-4-0	2-3-0		CONFERENCE		8-5-0		0-0-0		5-1-0	
9-6-0		2-4-0	1-2-0		HOME		3-0-0		0-0-0		3-0-0	
8-7-0		0-0-0	1-1-0		AWAY		5-5-0		0-0-0		2-1-0	
0-0-0		0-0-0	0-0-0		NEUTRAL		0-0-0		0-0-0		0-0-0	
RPI S	Opponent	Score	RPI S	Opponent	Score	RPI S	Opponent	Score	RPI S	Opponent	Score	
2 H	UCLA	2 3	29 H	Oregon St.	4 6	52 A	Arizona	10 7	101 H	Notre Dame	10 1	
2 H	UCLA	3 18	29 H	Oregon St.	3 4	52 H	Arizona	17 16	101 H	Notre Dame	20 7	
2 H	UCLA	8 7	29 H	Oregon St.	4 1	52 H	Arizona	8 3	101 H	Notre Dame	16 5	
10 H	Stanford	6 5	36 A	California	6 5	52 H	Arizona	8 2	111 H	New Mexico St.	7 3	
10 H	Stanford	4 6	36 A	California	2 3	66 H	Xavier	12 0	115 A	Cal St. Fullerton	6 4	
10 H	Stanford	2 3	40 A	Nebraska	5 8	66 H	Xavier	8 3	124 H	California Baptist	15 9	
			40 A	Nebraska	15 6	66 H	Xavier	11 6	126 A	UNLV	9 10	
			40 A	Nebraska	1 2	67 H	Pepperdine	4 3	126 H	UNLV	9 2	
			43 N	Southern Miss.	3 15	70 A	Oregon	4 5	139 N	Stony Brook	13 5	
			43 N	Southern Miss.	12 13	70 A	Oregon	7 3	170 H	Michigan St.	8 5	
						70 A	Oregon	12 2	170 H	Michigan St.	13 2	
						74 A	Washington	9 10	170 H	Michigan St.	8 0	
						74 A	Washington	6 10	180 A	Utah	3 6	
						74 A	Washington	11 6	180 A	Utah	8 5	
						77 A	Southern California	11 8	180 A	Utah	11 6	
						77 A	Southern California	6 10	221 H	Washington St.	8 7	
						77 A	Southern California	3 7	221 H	Washington St.	6 5	
						93 H	San Diego	12 2	221 H	Washington St.	6 0	
									229 H	Long Beach St.	9 14	
									239 H	UC Davis	17 2	
									239 H	UC Davis	13 3	
									239 H	UC Davis	3 2	
									277 H	Seattle U	12 5	
LAST 10 GAMES												
			43 N	Southern Miss.	12 13	10 H	Stanford	6 5				
			139 N	Stony Brook	13 5	36 A	California	2 3				
			43 N	Southern Miss.	3 15	36 A	California	6 5				
			10 H	Stanford	2 3	40 A	Nebraska	5 8				
			10 H	Stanford	4 6	40 A	Nebraska	1 2				

Non-Div. I Games:

Arizona St.

Average RPI Win: 102		WON-LOST RECORD		WINNING PCT. RANK		LAST 10 GAMES		STRENGTH OF SCHEDULE		OPP. STRENGTH OF SCHEDULE		TEAM RPI		ADJ RPI		CONF. RPI		ADJ CONF. RPI					
DIV. I ONLY		35-26-0		.57377		84		5-5-0		28		23		41		.55634		41		3		3	
DIV. I NON-CONF.		19-10-0		.65517		62		2-2-0		114		73		73		.53882		72		4		4	
TOTALS		RPI 1-25		RPI 26-50		W-L RECORDS		RPI 51-100		RPI 101-150		RPI 150+											
35-26-0		8-8-0		1-6-0		OVERALL		12-6-0		5-5-0		9-1-0											
21-12-0		5-2-0		0-3-0		HOME		4-2-0		5-4-0		7-1-0											
10-12-0		2-6-0		0-3-0		AWAY		6-2-0		0-1-0		2-0-0											
4-2-0		1-0-0		1-0-0		NEUTRAL		2-2-0		0-0-0		0-0-0											
19-10-0		0-3-0		1-0-0		NON-CONFERENCE		5-3-0		4-3-0		9-1-0											
13-5-0		0-1-0		0-0-0		HOME		2-1-0		4-2-0		7-1-0											
3-4-0		0-2-0		0-0-		AWAY		1-1-0		0-1-0		2-0-0											
3-1-0		0-0-0		1-0-0		NEUTRAL		2-1-0		0-0-0		0-0-0											
16-16-0		8-5-0		0-6-0		CONFERENCE		7-3-0		1-2-0		0-0-0											
8-7-0		5-1-0		0-3-0		HOME		2-1-0		1-2-0		0-0-0											
7-8-0		2-4-0		0-3-0		AWAY		5-1-0		0-0-0		0-0-0											
1-1-0		1-0-0		0-0-0		NEUTRAL		0-1-0		0-0-0		0-0-0											
RPI	S	Opponent		Score		RPI	S	Opponent		Score		RPI	S	Opponent		Score							
4	A	Georgia		2	3	32	A	Florida St.		2	6	54	H	Wake Forest		2	9						
4	H	Georgia		3	5	32	A	Florida St.		2	16	54	H	Wake Forest		5	1						
5	H	Louisville		4	7	32	A	Florida St.		4	6	54	H	Wake Forest		2	4						
5	H	Louisville		6	3	34	H	Duke		8	9	56	A	Boston College		3	4						
5	H	Louisville		5	1	34	H	Duke		3	5	56	A	Boston College		6	2						
5	N	Louisville		7	1	34	H	Duke		8	9	56	A	Boston College		7	2						
12	A	Georgia Tech		11	7	35	N	Illinois		8	4	56	N	Boston College		6	8						
12	A	Georgia Tech		8	13					60	A	Coastal Caro.		14	3	149	H	ETSU		14	3		
12	A	Georgia Tech		7	8					60	H	Coastal Caro.		8	5	150	A	Gardner-Webb		7	9		
14	H	North Carolina		5	4					65	A	Virginia Tech		6	4	150	H	Gardner-Webb		10	2		
14	H	North Carolina		3	2					65	A	Virginia Tech		14	1	152	H	Presbyterian		7	8		
14	H	North Carolina		17	3					65	A	Virginia Tech		12	9	173	A	Furman		3	1		
17	A	Ole Miss		1	6					81	N	Jacksonville St.		2	9	173	H	Furman		2	0		
22	A	NC State		1	6					82	A	South Carolina		3	14	215	A	Charlotte		8	5		
22	A	NC State		4	3					82	H	South Carolina		4	5	215	H	Charlotte		7	6		
22	A	NC State		3	8					82	N	South Carolina		11	5	237	H	Tennessee Tech		7	4		
										92	H	Col. of Charleston		13	1	251	H	VMI		8	6		
										92	N	Col. of Charleston		4	1	251	H	VMI		11	6		
																251	H	VMI		8	2		
																270	H	The Citadel		17	3		
LAST 10 GAMES																							
						81	N	Jacksonville St.		2	9	54	H	Wake Forest		5	14						
						17	A	Ole Miss		1	6	54	H	Wake Forest		10	9						
						35	N	Illinois		8	4	54	H	Wake Forest		4	3						
						5	N	Louisville		7	1	60	A	Coastal Caro.		14	3						
						56	N	Boston College		5	7	22	A	NC State		3	8						

Non-Div. I Games:

Clemson

Liberty

Liberty

RPI	S	Opponent	Score	
206	H	Hofstra	9	1
206	H	Hofstra	1	0
208	H	Maine	7	0
208	H	Maine	7	1
208	H	Maine	3	2
224	H	NJIT	2	9
224	H	NJIT	8	2
224	H	NJIT	8	1
233	H	Delaware	11	0
233	H	Delaware	5	4
233	H	Delaware	8	1
241	A	North Ala.	3	6
241	A	North Ala.	16	2
241	A	North Ala.	8	5

Liberty

L
i
b
e
r
t
y

L
i
b
e
r
t
y

RPI	S	Opponent	Score	
184	H	Holy Cross	5	3
184	H	Holy Cross	4	1
192	N	Nicholls St.	5	0
204	H	Southern U.	8	3
215	H	Charlotte	7	1
215	H	Charlotte	14	3
215	H	Charlotte	8	6
216	H	Purdue	4	2
216	H	Purdue	7	6
216	H	Purdue	16	7
222	A	Middle Tenn.	11	3
222	A	Middle Tenn.	7	1
222	A	Middle Tenn.	6	5

Southern Miss.

S
o
u
t
h
e
r
n
M
i
s
s
.

S
o
u
t
h
e
r
n
M
i
s
s
.

Average RPI Win: 123		WON-LOST RECORD		WINNING PCT. RANK		LAST 10 GAMES		STRENGTH OF SCHEDULE		OPP. STRENGTH OF SCHEDULE		TEAM RPI		ADJ RPI		CONF. RPI		ADJ CONF. RPI					
DIV. I ONLY		30-26-0		.53571 125		4-6-0		15		16		44		.55461 44		1		1					
DIV. I NON-CONF.		22-3-0		.88 2		2-0-0		147		213		22		.58356 22		1		1					
TOTALS		RPI 1-25		RPI 26-50		W-L RECORDS		RPI 51-100		RPI 101-150		RPI 150+											
30-26-0		6-19-0		0-3-0		OVERALL		6-1-0		8-2-0		10-1-0											
20-13-0		3-9-0		0-0-0		HOME		4-1-0		3-2-0		10-1-0											
9-13-0		2-10-0		0-3-0		AWAY		2-0-0		5-0-0		0-0-0											
1-0-0		1-0-0		0-0-0		NEUTRAL		0-0-0		0-0-0		0-0-0											
22-3-0		0-0-0		0-0-0		NON-CONFERENCE		4-0-0		8-2-0		10-1-0											
15-3-0		0-0-0		0-0-0		HOME		2-0-0		3-2-0		10-1-0											
7-0-0		0-0-0		0-0-		AWAY		2-0-0		5-0-0		0-0-0											
0-0-0		0-0-0		0-0-0		NEUTRAL		0-0-0		0-0-0		0-0-0											
8-23-0		6-19-0		0-3-0		CONFERENCE		2-1-0		0-0-0		0-0-0											
5-10-0		3-9-0		0-0-0		HOME		2-1-0		0-0-0		0-0-0											
2-13-0		2-10-0		0-3-0		AWAY		0-0-0		0-0-0		0-0-0											
1-0-0		1-0-0		0-0-0		NEUTRAL		0-0-0		0-0-0		0-0-0											
RPI	S	Opponent		Score		RPI	S	Opponent		Score		RPI	S	Opponent		Score							
1	H	Vanderbilt		0 2		30	A	Florida		1 3		72	A	Samford		21 2		102	A	Troy		7 3	
1	H	Vanderbilt		5 13		30	A	Florida		3 6		72	H	Samford		4 2		102	H	Troy		4 8	
1	H	Vanderbilt		4 7		30	A	Florida		3 12		81	A	Jacksonville St.		6 3		104	A	South Alabama		6 1	
3	A	Mississippi St.		3 13								81	H	Jacksonville St.		13 2		104	A	South Alabama		10 5	
3	A	Mississippi St.		1 9								82	H	South Carolina		4 1		104	A	South Alabama		7 3	
3	A	Mississippi St.		0 6								82	H	South Carolina		9 0		116	H	Ball St.		7 1	
4	A	Georgia		2 12								82	H	South Carolina		4 5		116	H	Ball St.		5 8	
4	A	Georgia		1 9														116	H	Ball St.		6 0	
4	A	Georgia		4 9														133	A	UAB		3 2	
9	H	Arkansas		3 12														133	H	UAB		4 3	
9	H	Arkansas		2 10														152	H	Presbyterian		1 4	
9	H	Arkansas		10 0														152	H	Presbyterian		7 2	
11	A	Auburn		1 5														152	H	Presbyterian		9 4	
11	A	Auburn		7 17														181	H	South Dakota St.		5 4	
11	A	Auburn		7 6														208	H	Maine		16 0	
11	N	Auburn		6 3														222	H	Middle Tenn.		2 0	
17	A	Ole Miss		0 1														241	H	North Ala.		4 1	
17	A	Ole Miss		8 6														241	H	North Ala.		8 0	
17	A	Ole Miss		2 12														279	H	Northern Ky.		10 1	
18	H	Texas A&M		2 3														279	H	Northern Ky.		15 1	
18	H	Texas A&M		5 6														279	H	Northern Ky.		9 4	
18	H	Texas A&M		2 1		LAST 10 GAMES																	
21	H	LSU		6 1		4	A	Georgia		1 9		18	H	Texas A&M		2 1							
21	H	LSU		2 5		4	A	Georgia		2 12		18	H	Texas A&M		2 3							
21	H	LSU		4 5		4	A	Georgia		4 9		102	A	Troy		7 3							
						72	H	Samford		4 2		11	A	Auburn		7 17							
						18	H	Texas A&M		5 6		11	A	Auburn		7 6							

Non-Div. I Games:

Alabama

Average RPI Win: 98		WON-LOST	WINNING	LAST 10	STRENGTH OF		OPP. STRENGTH	TEAM	ADJ	CONF.	ADJ CONF.
Average RPI Loss: 69		RECORD	PCT. RANK	GAMES	SCHEDULE		OF SCHEDULE	RPI	RPI	RPI	RPI
DIV. I ONLY		32-24-0	.57143	87	4-6-0		35	31	45	.55143	45
DIV. I NON-CONF.		20-10-0	.66667	57	1-1-0		39	33	38	.56583	38
TOTALS		RPI 1-25	RPI 26-50		W-L RECORDS		RPI 51-100		RPI 101-150		RPI 150+
32-24-0		2-4-0	4-6-0		OVERALL		12-7-0		8-7-0		6-0-0
19-10-0		2-2-0	1-2-0		HOME		7-4-0		5-2-0		4-0-0
12-8-0		0-0-0	3-3-0		AWAY		4-1-0		3-4-0		2-0-0
1-6-0		0-2-0	0-1-0		NEUTRAL		1-2-0		0-1-0		0-0-0
20-10-0		1-1-0	2-1-0		NON-CONFERENCE		5-5-0		6-3-0		6-0-0
13-4-0		1-0-0	0-0-0		HOME		3-2-0		5-2-0		4-0-0
6-2-0		0-0-0	2-0-		AWAY		1-1-0		1-0-0		2-0-0
1-4-0		0-1-0	0-0-0		NEUTRAL		1-2-0		0-1-0		0-0-0
12-14-0		1-3-0	2-5-0		CONFERENCE		7-2-0		2-4-0		0-0-0
6-6-0		1-2-0	1-2-0		HOME		4-2-0		0-0-0		0-0-0
6-6-0		0-0-0	1-2-0		AWAY		3-0-0		2-4-0		0-0-0
0-2-0		0-1-0	0-1-0		NEUTRAL		0-0-0		0-0-0		0-0-0
RPI S	Opponent	Score	RPI S	Opponent	Score	RPI S	Opponent	Score	RPI S	Opponent	Score
7 H	East Carolina	3 15	26 A	DBU	8 6	52 H	Arizona	2 1	117 A	South Fla.	3 4
7 H	East Carolina	1 3	26 A	DBU	2 0	52 H	Arizona	9 7	117 A	South Fla.	7 1
7 H	East Carolina	2 0	26 A	DBU	4 8	52 H	Arizona	4 9	117 A	South Fla.	3 5
7 N	East Carolina	2 13	27 H	UConn	1 2	53 N	Texas St.	4 9	121 H	Northwestern St.	5 3
18 H	Texas A&M	4 1	27 H	UConn	5 4	55 N	TCU	6 10	121 H	Northwestern St.	5 4
18 N	Texas A&M	2 3	27 H	UConn	3 9	75 A	Sam Houston St.	12 7	121 H	Northwestern St.	1 2
			27 N	UConn	3 4	75 H	Sam Houston St.	2 1	126 H	UNLV	9 2
			48 A	UCF	0 8	75 N	Sam Houston St.	9 3	126 H	UNLV	2 0
			48 A	UCF	2 0	83 A	Wichita St.	13 5	131 A	Memphis	3 7
			48 A	UCF	10 11	83 A	Wichita St.	7 4	131 A	Memphis	4 6
						83 A	Wichita St.	7 3	131 A	Memphis	4 3
						90 A	McNeese	0 1	134 H	UTSA	4 2
						90 H	Cincinnati	2 3	140 A	Rice	8 2
						90 H	Cincinnati	3 1	140 H	Rice	3 5
						90 H	Cincinnati	8 4	140 N	Rice	1 2
						90 H	McNeese	5 13	151 H	Army West Point	6 3
						98 H	Tulane	7 9	151 H	Army West Point	9 7
						98 H	Tulane	12 7	151 H	Army West Point	3 2
						98 H	Tulane	5 2	171 H	FIU	5 4
									176 A	SFA	16 1
									214 A	Lamar University	8 7
LAST 10 GAMES											
	7 N	East Carolina	2	13		140 N	Rice	1	2		
	27 N	UConn	3	4		98 H	Tulane	5	2		
	48 A	UCF	10	11		98 H	Tulane	7	9		
	48 A	UCF	2	0		98 H	Tulane	12	7		
	48 A	UCF	0	8		126 H	UNLV	9	2		

Non-Div. I Games:

Houston

Average RPI Win: 110		WON-LOST	WINNING	LAST 10	STRENGTH OF		OPP. STRENGTH	TEAM	ADJ		CONF.	ADJ CONF.		
Average RPI Loss: 61		RECORD	PCT. RANK	GAMES	SCHEDULE		OF SCHEDULE	RPI	RPI		RPI	RPI		
DIV. I ONLY		33-23-0	.58929	73	3-7-0		70	24	46	.55119	46	2		
DIV. I NON-CONF.		22-7-0	.75862	20	0		187	64	43	.5639	43	2		
TOTALS		RPI 1-25	RPI 26-50		W-L RECORDS		RPI 51-100		RPI 101-150		RPI 150+			
33-23-0		2-8-0	2-4-0		OVERALL		14-6-0		5-2-0		10-3-0			
17-8-0		0-4-0	1-0-0		HOME		5-2-0		3-0-0		8-2-0			
15-11-0		1-3-0	1-3-0		AWAY		9-3-0		2-1-0		2-1-0			
1-4-0		1-1-0	0-1-0		NEUTRAL		0-1-0		0-1-0		0-0-0			
22-7-0		0-0-0	1-1-0		NON-CONFERENCE		6-1-0		5-2-0		10-3-0			
13-2-0		0-0-0	1-0-0		HOME		1-0-0		3-0-0		8-2-0			
9-4-0		0-0-0	0-0-		AWAY		5-1-0		2-1-0		2-1-0			
0-1-0		0-0-0	0-0-0		NEUTRAL		0-0-0		0-1-0		0-0-0			
11-16-0		2-8-0	1-3-0		CONFERENCE		8-5-0		0-0-0		0-0-0			
4-6-0		0-4-0	0-0-0		HOME		4-2-0		0-0-0		0-0-0			
6-7-0		1-3-0	1-2-0		AWAY		4-2-0		0-0-0		0-0-0			
1-3-0		1-1-0	0-1-0		NEUTRAL		0-1-0		0-0-0		0-0-0			
RPI	S	Opponent	Score		RPI	S	Opponent	Score		RPI	S	Opponent	Score	
6	A	Oklahoma St.	5	6	26	A	DBU	2	7	55	H	TCU	4	6
6	H	Oklahoma St.	7	10	26	H	DBU	4	2	55	H	TCU	2	4
6	N	Oklahoma St.	3	2	33	A	Baylor	7	5	55	H	TCU	7	6
6	N	Oklahoma St.	1	5	33	A	Baylor	3	7	55	N	TCU	3	15
8	H	Texas Tech	6	10	33	A	Baylor	2	3	64	A	Minnesota	5	2
8	H	Texas Tech	4	8	33	N	Baylor	2	8	64	A	Minnesota	2	1
8	H	Texas Tech	3	7						64	A	Minnesota	1	8
15	A	West Virginia	2	1						68	A	Texas	13	0
15	A	West Virginia	4	12						68	A	Texas	4	6
15	A	West Virginia	1	5						68	A	Texas	4	2
										69	H	Kansas	4	3
										69	H	Kansas	5	1
										69	H	Kansas	10	5
										79	A	San Diego St.	1	0
										83	A	Wichita St.	9	4
										93	A	San Diego	6	1
										94	H	UT Arlington	9	1
										97	A	Kansas St.	6	3
										97	A	Kansas St.	8	4
										97	A	Kansas St.	2	5
										249	H	Texas Southern		
										292	H	Ark.-Pine Bluff	8	0
LAST 10 GAMES														
					55	N	TCU	3	15	6	H	Oklahoma St.	7	10
					33	N	Baylor	2	8	6	N	Oklahoma St.	3	2
					68	A	Texas	13	0	6	N	Oklahoma St.	1	5
					68	A	Texas	4	6	8	H	Texas Tech	4	8
					68	A	Texas	4	2	8	H	Texas Tech	3	7

Non-Div. I Games:

Oklahoma

Average RPI Win:	144	WON-LOST RECORD	WINNING PCT. RANK	LAST 10 GAMES	STRENGTH OF SCHEDULE	OPP. STRENGTH OF SCHEDULE	TEAM RPI	ADJ RPI	CONF. RPI	ADJ CONF. RPI		
DIV. I ONLY		36-17-0	.67925	25	5-5-0	142	115	47	.55096	47	9	9
DIV. I NON-CONF.		17-7-0	.70833	36	1-1-0	210	136	54	.55324	54	10	10
<hr/>												
TOTALS	RPI 1-25	RPI 26-50		W-L RECORDS		RPI 51-100		RPI 101-150		RPI 150+		
36-17-0	0-0-0	0-2-0		OVERALL		12-10-0		8-2-0		16-3-0		
17-4-0	0-0-0	0-0-0		HOME		7-3-0		5-1-0		5-0-0		
15-9-0	0-0-0	0-1-0		AWAY		5-5-0		0-0-0		10-3-0		
4-4-0	0-0-0	0-1-0		NEUTRAL		0-2-0		3-1-0		1-0-0		
17-7-0	0-0-0	0-2-0		NON-CONFERENCE		3-2-0		6-1-0		8-2-0		
6-0-0	0-0-0	0-0-0		HOME		1-0-0		3-0-0		2-0-0		
7-5-0	0-0-0	0-0-		AWAY		2-2-0		0-0-0		5-2-0		
4-2-0	0-0-0	0-1-0		NEUTRAL		0-0-0		3-1-0		1-0-0		
19-10-0	0-0-0	0-0-0		CONFERENCE		9-8-0		2-1-0		8-1-0		
11-4-0	0-0-0	0-0-0		HOME		6-3-0		2-1-0		3-0-0		
8-4-0	0-0-0	0-0-0		AWAY		3-3-0		0-0-0		5-1-0		
0-2-0	0-0-0	0-0-0		NEUTRAL		0-2-0		0-0-0		0-0-0		
RPI S	Opponent	Score	RPI S	Opponent	Score	RPI S	Opponent	Score	RPI S	Opponent	Score	
			36 A	California	2 3	57 A	LMU (CA)	10 3	118 N	Ohio St.	5 1	
			36 N	California	6 10	57 A	LMU (CA)	8 5	120 N	Northwestern	4 3	
						57 A	LMU (CA)	1 5	120 N	Northwestern	2 3	
						57 N	LMU (CA)	1 4	120 N	Northwestern	11 2	
						63 H	Saint Mary's (CA)	10 6	125 H	San Francisco	1 9	
						63 H	Saint Mary's (CA)	11 0	125 H	San Francisco	17 9	
						63 H	Saint Mary's (CA)	5 3	125 H	San Francisco	20 3	
						67 H	Pepperdine	13 7	147 H	Milwaukee	14 6	
						67 H	Pepperdine	0 7	147 H	Milwaukee	5 3	
						67 H	Pepperdine	4 2	147 H	Milwaukee	11 8	
						70 H	Oregon	7 3	155 A	Pacific	12 1	
						74 A	Washington	4 0	155 A	Pacific	11 7	
						74 A	Washington	7 3	155 A	Pacific	5 0	
						74 A	Washington	0 1	159 A	A&M-Corpus Christi	6 2	
						75 H	Gonzaga	2 4	172 H	Portland	3 1	
						75 H	Gonzaga	7 4	172 H	Portland	11 1	
						75 H	Gonzaga	2 4	172 H	Portland	10 1	
						75 N	Gonzaga	1 3	180 A	Utah	6 8	
						79 A	San Diego St.	5 10	180 A	Utah	10 3	
						93 A	San Diego	5 6	197 N	Oral Roberts	8 3	
									214 A	Lamar University	4 0	
									214 A	Lamar University	4 2	
									214 A	Lamar University	1 3	
									266 A	Utah Valley	14 13	
									266 H	Utah Valley	5 1	
									276 A	Santa Clara	2 4	
									276 A	Santa Clara	7 5	
LAST 10 GAMES												
			75 N	Gonzaga	1 3							
			57 N	LMU (CA)	1 4							
			276 A	Santa Clara	3 1							
			276 A	Santa Clara	7 5							
			276 A	Santa Clara	2 4							

Non-Div. I Games:

BYU

RPI	S	Opponent	Score		RPI	S	Opponent	Score	
93	A	San Diego	5	15	276	A	Santa Clara	3	1
93	A	San Diego	17	4	280	H	Niagara	11	5
180	A	Utah	10	3					
125	H	San Francisco	17	9					
125	H	San Francisco	1	9					
125	H	San Francisco	20	3					
79	A	San Diego St.	5	10					

UCF

Average RPI Win:		115	WON-LOST		WINNING	LAST 10	STRENGTH OF		OPP. STRENGTH	TEAM	ADJ		CONF.	ADJ CONF.			
Average RPI Loss:		72	RECORD		PCT. RANK	GAMES	SCHEDULE		OF SCHEDULE	RPI	RPI		RPI	RPI			
DIV. I ONLY			36-22-0		.62069	53	7-3-0		56	41	48	.55019	48	5	5		
DIV. I NON-CONF.			23-7-0		.76667	15	3-0-0		77	54	34	.57051	34	5	5		
TOTALS		RPI 1-25		RPI 26-50		W-L RECORDS		RPI 51-100		RPI 101-150		RPI 150+					
36-22-0		2-5-0		6-4-0		OVERALL		10-9-0		8-2-0		10-2-0					
23-12-0		1-2-0		3-4-0		HOME		4-2-0		6-2-0		9-2-0					
11-8-0		1-3-0		3-0-0		AWAY		5-5-0		1-0-0		1-0-0					
2-2-0		0-0-0		0-0-0		NEUTRAL		1-2-0		1-0-0		0-0-0					
23-7-0		2-2-0		3-1-0		NON-CONFERENCE		5-2-0		3-0-0		10-2-0					
16-7-0		1-2-0		0-1-0		HOME		4-2-0		2-0-0		9-2-0					
7-0-0		1-0-0		3-0-		AWAY		1-0-0		1-0-0		1-0-0					
0-0-0		0-0-0		0-0-0		NEUTRAL		0-0-0		0-0-0		0-0-0					
13-15-0		0-3-0		3-3-0		CONFERENCE		5-7-0		5-2-0		0-0-0					
7-5-0		0-0-0		3-3-0		HOME		0-0-0		4-2-0		0-0-0					
4-8-0		0-3-0		0-0-0		AWAY		4-5-0		0-0-0		0-0-0					
2-2-0		0-0-0		0-0-0		NEUTRAL		1-2-0		1-0-0		0-0-0					
RPI	S	Opponent		Score		RPI	S	Opponent		Score		RPI	S	Opponent		Score	
7	A	East Carolina		8	13	27	H	UConn		0	10	59	H	VCU		3	4
7	A	East Carolina		5	6	27	H	UConn		1	3	59	H	VCU		8	2
7	A	East Carolina		4	7	27	H	UConn		2	1	59	H	VCU		10	9
11	H	Auburn		9	13	30	A	Florida		12	9	78	A	Jacksonville		8	2
11	H	Auburn		6	1	32	A	Florida St.		9	7	78	H	Jacksonville		5	8
11	H	Auburn		1	4	37	A	Fla. Atlantic		13	10	78	H	Jacksonville		3	0
16	A	Miami (FL)		8	7	37	H	Fla. Atlantic		3	5	78	H	Jacksonville		6	4
						45	H	Houston		0	2	83	A	Wichita St.		4	6
						45	H	Houston		11	10	83	A	Wichita St.		6	8
						45	H	Houston		8	0	83	A	Wichita St.		11	3
												90	A	Cincinnati		3	8
												90	A	Cincinnati		15	0
												90	A	Cincinnati		6	7
												90	N	Cincinnati		6	10
												98	A	Tulane		2	6
												98	A	Tulane		4	2
												98	A	Tulane		5	2
												98	N	Tulane		2	5
												98	N	Tulane		6	2

Non-Div. I Games:

UCF

Average RPI Win: 133		WON-LOST	WINNING	LAST 10	STRENGTH OF		OPP. STRENGTH	TEAM	ADJ	CONF.	ADJ CONF.				
Average RPI Loss: 40		RECORD	PCT. RANK	GAMES	SCHEDULE		OF SCHEDULE	RPI	RPI	RPI	RPI				
DIV. I ONLY		32-24-0	.57143	87	6-4-0		29	39	49	.54994	49	3	3		
DIV. I NON-CONF.		18-6-0	.75	22	2-0-0		137	206	59	.54861	59	4	4		
TOTALS		RPI 1-25	RPI 26-50		W-L RECORDS		RPI 51-100		RPI 101-150		RPI 150+				
32-24-0		5-13-0	4-5-0		OVERALL		5-3-0		3-2-0		15-1-0				
23-10-0		2-4-0	4-4-0		HOME		2-1-0		1-0-0		14-1-0				
9-9-0		3-6-0	0-1-0		AWAY		3-1-0		2-1-0		1-0-0				
0-5-0		0-3-0	0-0-0		NEUTRAL		0-1-0		0-1-0		0-0-0				
18-6-0		0-1-0	2-1-0		NON-CONFERENCE		3-2-0		1-1-0		12-1-0				
16-2-0		0-0-0	2-0-0		HOME		2-1-0		1-0-0		11-1-0				
2-1-0		0-0-0	0-0-		AWAY		1-0-0		0-0-0		1-0-0				
0-3-0		0-1-0	0-0-0		NEUTRAL		0-1-0		0-1-0		0-0-0				
14-18-0		5-12-0	2-4-0		CONFERENCE		2-1-0		2-1-0		3-0-0				
7-8-0		2-4-0	2-4-0		HOME		0-0-0		0-0-0		3-0-0				
7-8-0		3-6-0	0-0-0		AWAY		2-1-0		2-1-0		0-0-0				
0-2-0		0-2-0	0-0-0		NEUTRAL		0-0-0		0-0-0		0-0-0				
RPI	S	Opponent	Score	RPI	S	Opponent	Score	RPI	S	Opponent	Score	RPI	S	Opponent	Score
1	N	Vanderbilt	9 15	27	H	UConn	6 3	55	N	TCU	4 9	101	A	Notre Dame	6 5
5	H	Louisville	12 6	32	H	Florida St.	2 14	59	A	VCU	3 2	101	A	Notre Dame	2 5
5	H	Louisville	7 15	32	H	Florida St.	3 5	59	H	VCU	8 7	101	A	Notre Dame	12 7
5	H	Louisville	10 2	32	H	Florida St.	13 3	65	A	Virginia Tech	4 8	115	N	Cal St. Fullerton	5 6
12	A	Georgia Tech	5 6	34	H	Duke	1 2	65	A	Virginia Tech	8 6	130	H	Radford	6 3
12	A	Georgia Tech	3 7	34	H	Duke	6 8	65	A	Virginia Tech	5 3	162	H	Richmond	5 1
12	A	Georgia Tech	9 8	34	H	Duke	11 3	80	H	Old Dominion	4 2	163	A	James Madison	9 3
14	A	North Carolina	12 5	42	A	Liberty	5 14	85	H	William & Mary	3 9	163	H	James Madison	2 1
14	A	North Carolina	4 5	42	H	Liberty	6 3					186	H	Seton Hall	0 3
14	A	North Carolina	4 5									186	H	Seton Hall	4 0
14	N	North Carolina	2 3									193	H	Pittsburgh	5 2
16	H	Miami (FL)	1 2									193	H	Pittsburgh	13 3
16	H	Miami (FL)	6 9									193	H	Pittsburgh	7 5
16	H	Miami (FL)	1 3									248	H	Wagner	18 9
16	N	Miami (FL)	3 10									248	H	Wagner	14 0
22	A	NC State	7 8									251	H	VMI	9 0
22	A	NC State	0 3									263	H	Norfolk St.	14 4
22	A	NC State	4 3									281	H	Villanova	10 2
												281	H	Villanova	7 3
												281	H	Villanova	7 2
												289	H	Longwood	13 4
LAST 10 GAMES															
		16 N Miami (FL)	3 10			59 H VCU	8 7								
		14 N North Carolina	2 3			5 H Louisville	12 6								
		65 A Virginia Tech	4 8			5 H Louisville	10 2								
		65 A Virginia Tech	5 3			5 H Louisville	7 15								
		65 A Virginia Tech	8 6			59 A VCU	3 2								

Non-Div. I Games:

Virginia

Average RPI Win: 124		WON-LOST	WINNING	LAST 10	STRENGTH OF		OPP. STRENGTH	TEAM	ADJ	CONF.	ADJ CONF.						
Average RPI Loss: 20		RECORD	PCT. RANK	GAMES	SCHEDULE		OF SCHEDULE	RPI	RPI	RPI	RPI						
DIV. I ONLY		26-29-0	.47273	177	4-6-0		9	7	50	.54745	50	1	1				
DIV. I NON-CONF.		19-6-0	.76	19	2-0-0		70	89	19	.58573	19	1	1				
<hr/>																	
TOTALS		RPI 1-25		RPI 26-50		W-L RECORDS		RPI 51-100		RPI 101-150		RPI 150+					
26-29-0		5-22-0		3-4-0		OVERALL		3-3-0		3-0-0		12-0-0					
16-15-0		3-14-0		1-0-0		HOME		2-1-0		0-0-0		10-0-0					
10-14-0		2-8-0		2-4-0		AWAY		1-2-0		3-0-0		2-0-0					
0-0-0		0-0-0		0-0-0		NEUTRAL		0-0-0		0-0-0		0-0-0					
19-6-0		1-5-0		1-0-0		NON-CONFERENCE		2-1-0		3-0-0		12-0-0					
14-2-0		1-1-0		1-0-0		HOME		2-1-0		0-0-0		10-0-0					
5-4-0		0-4-0		0-0-		AWAY		0-0-0		3-0-0		2-0-0					
0-0-0		0-0-0		0-0-0		NEUTRAL		0-0-0		0-0-0		0-0-0					
7-23-0		4-17-0		2-4-0		CONFERENCE		1-2-0		0-0-0		0-0-0					
2-13-0		2-13-0		0-0-0		HOME		0-0-0		0-0-0		0-0-0					
5-10-0		2-4-0		2-4-0		AWAY		1-2-0		0-0-0		0-0-0					
0-0-0		0-0-0		0-0-0		NEUTRAL		0-0-0		0-0-0		0-0-0					
RPI	S	Opponent		Score		RPI	S	Opponent		Score		RPI	S	Opponent		Score	
1	H	Vanderbilt		4 7		30	A	Florida		8 10		56	H	Boston College		3 12	
1	H	Vanderbilt		4 12		30	A	Florida		8 12		66	H	Xavier		16 3	
1	H	Vanderbilt		10 16		30	A	Florida		5 1		82	A	South Carolina		6 2	
4	H	Georgia		3 7		31	A	Missouri		2 9		82	A	South Carolina		4 5	
4	H	Georgia		5 0		31	A	Missouri		4 5		82	A	South Carolina		3 11	
4	H	Georgia		8 10		31	A	Missouri		4 2		86	H	Morehead St.		7 0	
5	A	Louisville		3 8		38	H	Indiana		5 2							
5	H	Louisville		6 18													
8	A	Texas Tech		4 19													
8	A	Texas Tech		4 7													
8	A	Texas Tech		7 10													
9	H	Arkansas		1 9													
9	H	Arkansas		2 5													
9	H	Arkansas		4 3													
13	H	Tennessee		1 16													
13	H	Tennessee		2 4													
13	H	Tennessee		2 8													
17	A	Ole Miss		4 1													
17	A	Ole Miss		2 8													
17	A	Ole Miss		4 2													
18	H	Texas A&M		5 17													
18	H	Texas A&M		3 9													
18	H	Texas A&M		3 5													
19	H	Michigan		7 4													
21	A	LSU		4 16													
21	A	LSU		1 2													
21	A	LSU		2 7													
LAST 10 GAMES																	
		1 H Vanderbilt		4 7				82 A South Carolina		3 11							
		1 H Vanderbilt		4 12				82 A South Carolina		4 5							
		1 H Vanderbilt		10 16				38 H Indiana		5 2							
		19 H Michigan		7 4				9 H Arkansas		4 3							
		82 A South Carolina		6 2				9 H Arkansas		1 9							

Non-Div. I Games:

Kentucky

Average RPI Win:		167	WON-LOST RECORD		WINNING PCT. RANK		LAST 10 GAMES		STRENGTH OF SCHEDULE		OPP. STRENGTH OF SCHEDULE		TEAM RPI		ADJ RPI		CONF. RPI		ADJ CONF. RPI	
DIV. I ONLY			37-21-0		.63793 42		8-2-0		80		170		51		.54728 51		20		19	
DIV. I NON-CONF.			15-14-0		.51724 140		2-2-0		7		107		51		.55527 51		19		19	
TOTALS		RPI 1-25		RPI 26-50		W-L RECORDS		RPI 51-100		RPI 101-150		RPI 150+								
37-21-0		3-5-0		1-0-0		OVERALL		3-6-0		10-6-0		20-4-0								
19-7-0		1-2-0		0-0-0		HOME		0-0-0		2-2-0		16-3-0								
12-13-0		1-3-0		1-0-0		AWAY		2-5-0		6-4-0		2-1-0								
6-1-0		1-0-0		0-0-0		NEUTRAL		1-1-0		2-0-0		2-0-0								
15-14-0		3-5-0		1-0-0		NON-CONFERENCE		3-6-0		0-2-0		8-1-0								
7-4-0		1-2-0		0-0-0		HOME		0-0-0		0-1-0		6-1-0								
5-9-0		1-3-0		1-0-		AWAY		2-5-0		0-1-0		1-0-0								
3-1-0		1-0-0		0-0-0		NEUTRAL		1-1-0		0-0-0		1-0-0								
22-7-0		0-0-0		0-0-0		CONFERENCE		0-0-0		10-4-0		12-3-0								
12-3-0		0-0-0		0-0-0		HOME		0-0-0		2-1-0		10-2-0								
7-4-0		0-0-0		0-0-0		AWAY		0-0-0		6-3-0		1-1-0								
3-0-0		0-0-0		0-0-0		NEUTRAL		0-0-0		2-0-0		1-0-0								
RPI	S	Opponent		Score		RPI	S	Opponent		Score		RPI	S	Opponent		Score				
7	A	East Carolina		3	10	34	A	Duke		12	6	59	N	VCU		7	8			
7	A	East Carolina		3	4							60	A	Coastal Caro.		2	11			
7	H	East Carolina		7	6							73	N	Maryland		10	6			
7	H	East Carolina		3	12							80	A	Old Dominion		3	4			
14	A	North Carolina		2	4							85	A	William & Mary		2	5			
22	A	NC State		5	3							85	A	William & Mary		5	14			
22	H	NC State		1	10							85	A	William & Mary		1	4			
22	N	NC State		5	4							88	A	UNC Greensboro		7	4			
												99	A	Elon		15	7			
														138 A High Point		8	6			
														138 A High Point		8	2			
														138 A High Point		13	8			
														148 A UNCW		1	3			
														148 H UNCW		1	5			
														150 A Gardner-Webb		11	3			
														150 A Gardner-Webb		10	5			
														150 A Gardner-Webb		8	9			
														152 H Presbyterian		5	3			
														152 H Presbyterian		11	4			
														152 H Presbyterian		3	2			
														164 N Quinnipiac		9	8			
														185 H Fairfield		3	2			
														185 H Fairfield		11	6			
														185 H Fairfield		6	3			
														234 A USC Upstate		7	8			
														234 A USC Upstate		9	6			
														244 H Charleston So.		14	0			
														244 H Charleston So.		4	1			
LAST 10 GAMES																				
	7	H	East Carolina		3	12		112	N	Winthrop		13	5		185	H	Fairfield			
	7	A	East Carolina		3	10		244	N	Charleston So.		20	7		234	A	USC Upstate			
	164	N	Quinnipiac		9	8		289	H	Longwood		11	0		234	A	USC Upstate			
	22	N	NC State		5	4		289	H	Longwood		13	9		244	H	Charleston So.			
	112	N	Winthrop		8	6		289	H	Longwood		12	1		244	H	Charleston So.			

Non-Div. I Games:

Campbell

RPI	S	Opponent	Score	
244	H	Charleston So.	3	9
244	N	Charleston So.	20	7
245	H	Georgetown	9	5
245	H	Georgetown	7	4
245	H	Georgetown	7	4
257	H	UNC Asheville	0	3
257	H	UNC Asheville	6	3
257	H	UNC Asheville	21	1
269	A	N.C. Central	3	1
269	H	N.C. Central	4	7
289	H	Longwood	11	0
289	H	Longwood	13	9
289	H	Longwood	12	1

Campbell

C
a
m
p
b
e
l
l

C
a
m
p
b
e
l
l

Average RPI Win: 128		WON-LOST RECORD	WINNING PCT. RANK	LAST 10 GAMES	STRENGTH OF SCHEDULE	OPP. STRENGTH OF SCHEDULE	TEAM RPI	ADJ RPI		CONF. RPI	ADJ CONF. RPI				
Average RPI Loss: 62															
DIV. I ONLY		32-24-0	.57143	87	10-0-0	47	52	52	.54639	52	4	4			
DIV. I NON-CONF.		17-9-0	.65385	63	5-0-0	69	152	60	.54774	60	3	3			
<hr/>															
TOTALS		RPI 1-25		RPI 26-50		W-L RECORDS		RPI 51-100		RPI 101-150		RPI 150+			
32-24-0		1-5-0		2-11-0		OVERALL		12-2-0		5-3-0		12-3-0			
22-10-0		0-0-0		1-3-0		HOME		12-1-0		3-3-0		6-3-0			
10-14-0		1-5-0		1-8-0		AWAY		0-1-0		2-0-0		6-0-0			
0-0-0		0-0-0		0-0-0		NEUTRAL		0-0-0		0-0-0		0-0-0			
17-9-0		0-0-0		1-2-0		NON-CONFERENCE		4-2-0		5-3-0		7-2-0			
11-6-0		0-0-0		0-0-0		HOME		4-1-0		3-3-0		4-2-0			
6-3-0		0-0-0		1-0-		AWAY		0-1-0		2-0-0		3-0-0			
0-0-0		0-0-0		0-0-0		NEUTRAL		0-0-0		0-0-0		0-0-0			
15-15-0		1-5-0		1-9-0		CONFERENCE		8-0-0		0-0-0		5-1-0			
11-4-0		0-0-0		1-3-0		HOME		8-0-0		0-0-0		2-1-0			
4-11-0		1-5-0		0-6-0		AWAY		0-0-0		0-0-0		3-0-0			
0-0-0		0-0-0		0-0-0		NEUTRAL		0-0-0		0-0-0		0-0-0			
RPI	S	Opponent	Score	RPI	S	Opponent	Score	RPI	S	Opponent	Score	RPI	S	Opponent	Score
2	A	UCLA	5 10	29	A	Oregon St.	3 9	70	H	Oregon	28 7	110	A	Grand Canyon	14 13
2	A	UCLA	10 12	29	A	Oregon St.	3 15	70	H	Oregon	9 8	110	H	Grand Canyon	9 11
2	A	UCLA	1 3	29	A	Oregon St.	4 8	70	H	Oregon	17 6	111	H	New Mexico St.	14 10
10	A	Stanford	6 3	36	H	California	7 10	74	H	Washington	7 4	111	H	New Mexico St.	13 15
10	A	Stanford	3 13	36	H	California	4 2	74	H	Washington	14 2	140	A	Rice	16 5
10	A	Stanford	5 13	36	H	California	3 7	74	H	Washington	9 3	147	H	Milwaukee	4 10
				39	A	Arizona St.	16 17	75	H	Sam Houston St.	16 2	147	H	Milwaukee	12 11
				39	A	Arizona St.	3 8	75	H	Sam Houston St.	14 7	147	H	Milwaukee	14 6
				39	A	Arizona St.	2 8	77	H	Southern California	12 4	168	H	New Mexico	4 5
				39	H	Arizona St.	7 10	77	H	Southern California	8 5	170	H	Michigan St.	5 9
				45	A	Houston	7 9	79	A	San Diego St.	4 6	180	H	Utah	10 21
				45	A	Houston	1 2	92	H	Col. of Charleston	6 10	180	H	Utah	8 0
				45	A	Houston	9 4	92	H	Col. of Charleston	7 5	180	H	Utah	18 7
								92	H	Col. of Charleston	7 5	191	A	Penn St.	15 5
												191	A	Penn St.	9 5
												191	A	Penn St.	11 2
												209	H	UMass Lowell	20 5
												209	H	UMass Lowell	19 4
												209	H	UMass Lowell	12 4
												209	H	UMass Lowell	18 4
												221	A	Washington St.	21 4
												221	A	Washington St.	10 4
												221	A	Washington St.	15 7
				LAST 10 GAMES											
				221	A	Washington St.	15 7	191	A	Penn St.	11 2				
				221	A	Washington St.	10 4	75	H	Sam Houston St.	16 2				
				221	A	Washington St.	21 4	75	H	Sam Houston St.	14 7				
				191	A	Penn St.	9 5	77	H	Southern California	8 5				
				191	A	Penn St.	15 5	77	H	Southern California	12 4				

Non-Div. I Games:

Arizona

Average RPI Win: 125		WON-LOST RECORD		WINNING PCT. RANK		LAST 10 GAMES		STRENGTH OF SCHEDULE		OPP. STRENGTH OF SCHEDULE		TEAM RPI		ADJ RPI		CONF. RPI		ADJ CONF. RPI					
DIV. I ONLY		36-20-0		.64286 40		5-5-0		109		69		53		.54586 53		10		10					
DIV. I NON-CONF.		16-8-0		.66667 57		0		55		21		39		.56566 39		8		8					
TOTALS		RPI 1-25		RPI 26-50		W-L RECORDS		RPI 51-100		RPI 101-150		RPI 150+											
36-20-0		2-1-0		2-3-0		OVERALL		8-5-0		14-8-0		10-3-0											
19-8-0		0-0-0		1-2-0		HOME		3-1-0		7-3-0		8-2-0											
14-8-0		1-0-0		0-0-0		AWAY		5-3-0		6-4-0		2-1-0											
3-4-0		1-1-0		1-1-0		NEUTRAL		0-1-0		1-1-0		0-0-0											
16-8-0		2-1-0		2-3-0		NON-CONFERENCE		3-0-0		6-3-0		3-1-0											
8-4-0		0-0-0		1-2-0		HOME		1-0-0		3-1-0		3-1-0											
5-2-0		1-0-0		0-0-		AWAY		2-0-0		2-2-0		0-0-0											
3-2-0		1-1-0		1-1-0		NEUTRAL		0-0-0		1-0-0		0-0-0											
20-12-0		0-0-0		0-0-0		CONFERENCE		5-5-0		8-5-0		7-2-0											
11-4-0		0-0-0		0-0-0		HOME		2-1-0		4-2-0		5-1-0											
9-6-0		0-0-0		0-0-0		AWAY		3-3-0		4-2-0		2-1-0											
0-2-0		0-0-0		0-0-0		NEUTRAL		0-1-0		0-1-0		0-0-0											
RPI	S	Opponent		Score		RPI	S	Opponent		Score		RPI	S	Opponent		Score		RPI	S	Opponent		Score	
18	A	Texas A&M		5	3	27	H	UConn		4	8	60	N	Coastal Caro.		4	13	102	H	Troy		6	7
20	N	Creighton		5	6	27	H	UConn		1	4	68	H	Texas		7	6	102	H	Troy		3	7
20	N	Creighton		12	9	27	H	UConn		5	3	71	A	Ga. Southern		8	2	102	H	Troy		8	7
						33	N	Baylor		4	5	71	A	Ga. Southern		0	12	104	A	South Alabama		7	10
						45	N	Houston		9	4	71	A	Ga. Southern		14	4	104	A	South Alabama		0	1
												90	A	McNeese		18	10	104	A	South Alabama		8	2
												90	A	McNeese		5	3	108	A	Incarnate Word		1	6
												94	H	UT Arlington		10	9	108	H	Incarnate Word		7	4
												94	H	UT Arlington		13	11	119	H	Nevada		0	4
												94	H	UT Arlington		3	5	132	A	Louisiana		13	9
												96	A	Little Rock		13	9	132	A	Louisiana		3	2
												96	A	Little Rock		5	9	132	A	Louisiana		10	8
												96	A	Little Rock		3	4	134	A	UTSA		5	8
																		134	A	UTSA		8	3
																		134	H	UTSA		14	1
																		136	H	La.-Monroe		13	1
																		136	H	La.-Monroe		5	1
																		136	H	La.-Monroe		6	5
																		136	N	La.-Monroe		0	8
																		140	A	Rice		5	0
																		140	H	Rice		7	6
																		140	N	Rice		1	0
																		156	H	Missouri St.		10	0
																		159	H	A&M-Corpus Christi		5	12
																		167	H	Arkansas St.		16	14
																		167	H	Arkansas St.		5	3
																		167	H	Arkansas St.		7	6
				LAST 10 GAMES																			
				60 N Coastal Caro.				4	13	96 A Little Rock				13	9	156 H Missouri St.				10	0		
				136 N La.-Monroe				0	8	96 A Little Rock				5	9	159 H A&M-Corpus Christi				5	12		
				94 H UT Arlington				13	11	96 A Little Rock				3	4	167 H Arkansas St.				16	14		
				94 H UT Arlington				10	9	232 H Georgia St.				12	2	167 H Arkansas St.				5	3		
				94 H UT Arlington				3	5	232 H Georgia St.				5	1	167 H Arkansas St.				7	6		

Non-Div. I Games:

Texas St.

**T
e
x
a
s
s
t
.**

Texts.

Texas St.

Average RPI Win: 116		WON-LOST	WINNING	LAST 10	STRENGTH OF		OPP. STRENGTH	TEAM	ADJ		CONF.	ADJ CONF.
Average RPI Loss: 62		RECORD	PCT. RANK	GAMES	SCHEDULE		OF SCHEDULE	RPI	RPI		RPI	RPI
DIV. I ONLY		31-26-0	.54386	119	4-6-0		42	36	54		.54515	54
DIV. I NON-CONF.		16-9-0	.64	70	1-1-0		100	155	70		.54312	70
TOTALS		RPI 1-25	RPI 26-50		W-L RECORDS		RPI 51-100		RPI 101-150		RPI 150+	
31-26-0		3-7-0	6-7-0		OVERALL		6-6-0		4-4-0		12-2-0	
19-10-0		3-3-0	1-1-0		HOME		5-3-0		3-2-0		7-1-0	
9-15-0		0-3-0	4-6-0		AWAY		1-3-0		0-2-0		4-1-0	
3-1-0		0-1-0	1-0-0		NEUTRAL		0-0-0		1-0-0		1-0-0	
16-9-0		0-0-0	1-2-0		NON-CONFERENCE		2-4-0		3-2-0		10-1-0	
11-3-0		0-0-0	1-1-0		HOME		1-1-0		2-0-0		7-1-0	
3-6-0		0-0-0	0-0-		AWAY		1-3-0		0-2-0		2-0-0	
2-0-0		0-0-0	0-0-0		NEUTRAL		0-0-0		1-0-0		1-0-0	
15-17-0		3-7-0	5-5-0		CONFERENCE		4-2-0		1-2-0		2-1-0	
8-7-0		3-3-0	0-0-0		HOME		4-2-0		1-2-0		0-0-0	
6-9-0		0-3-0	4-5-0		AWAY		0-0-0		0-0-0		2-1-0	
1-1-0		0-1-0	1-0-0		NEUTRAL		0-0-0		0-0-0		0-0-0	
RPI S	Opponent	Score	RPI S	Opponent	Score	RPI S	Opponent	Score	RPI S	Opponent	Score	
5 A	Louisville	4 5	32 A	Florida St.	2 13	56 H	Boston College	3 5	101 H	Notre Dame	7 4	
5 A	Louisville	1 6	32 A	Florida St.	16 12	56 H	Boston College	13 3	101 H	Notre Dame	4 7	
5 A	Louisville	7 10	32 A	Florida St.	5 9	56 H	Boston College	22 9	101 H	Notre Dame	7 8	
16 H	Miami (FL)	4 8	32 N	Florida St.	7 4	60 A	Coastal Caro.	8 14	130 A	Radford	6 8	
16 H	Miami (FL)	3 7	34 A	Duke	5 4	60 A	Coastal Caro.	9 10	138 A	High Point	5 7	
16 H	Miami (FL)	9 7	34 A	Duke	9 8	65 H	Virginia Tech	8 3	138 H	High Point	14 9	
22 H	NC State	9 8	34 A	Duke	2 16	65 H	Virginia Tech	9 10	146 H	Davidson	11 8	
22 H	NC State	7 3	35 H	Illinois	2 5	65 H	Virginia Tech	8 7	150 N	Gardner-Webb	9 7	
22 H	NC State	3 4	41 A	Clemson	3 4	88 A	UNC Greensboro	5 9	164 H	Quinnipiac	6 8	
22 N	NC State	5 6	41 A	Clemson	14 5	88 H	UNC Greensboro	2 1	164 H	Quinnipiac	15 5	
			41 A	Clemson	9 10	99 A	Elon	13 7	173 H	Furman	5 1	
			42 A	Liberty	3 9	99 H	Elon	3 6	173 H	Furman	11 2	
			42 H	Liberty	6 2				173 N	Furman	13 7	
									189 A	Appalachian St.	10 6	
									189 H	Appalachian St.	5 4	
									193 A	Pittsburgh	20 8	
									193 A	Pittsburgh	7 6	
									193 A	Pittsburgh	3 8	
									215 A	Charlotte	18 6	
									215 H	Charlotte	14 6	
									245 H	Georgetown	5 3	
									247 H	Sacred Heart	14 1	
LAST 10 GAMES												
			22 N	NC State	5 6	130 A	Radford	6 8				
			32 N	Florida St.	7 4	16 H	Miami (FL)	9 7				
			41 A	Clemson	14 5	16 H	Miami (FL)	4 8				
			41 A	Clemson	9 10	16 H	Miami (FL)	3 7				
			41 A	Clemson	3 4	146 H	Davidson	11 8				

Non-Div. I Games:

Wake Forest

TCU

Average RPI Win: 109		WON-LOST RECORD		WINNING PCT. RANK		LAST 10 GAMES		STRENGTH OF SCHEDULE		OPP. STRENGTH OF SCHEDULE		TEAM RPI		ADJ RPI		CONF. RPI		ADJ CONF. RPI					
Average RPI Loss: 64																							
DIV. I ONLY		34-28-0		.54839 113		5-5-0		48		27		55		.54429 55		2		2					
DIV. I NON-CONF.		20-13-0		.60606 89		2-2-0		140		88		89		.52876 89		2		2					
TOTALS		RPI 1-25		RPI 26-50		W-L RECORDS		RPI 51-100		RPI 101-150		RPI 150+											
34-28-0		6-10-0		7-6-0		OVERALL		7-6-0		3-3-0		11-3-0											
16-11-0		1-2-0		0-4-0		HOME		5-2-0		3-1-0		7-2-0											
9-12-0		3-5-0		2-2-0		AWAY		1-4-0		0-0-0		3-1-0											
9-5-0		2-3-0		5-0-0		NEUTRAL		1-0-0		0-2-0		1-0-0											
20-13-0		1-3-0		3-2-0		NON-CONFERENCE		2-2-0		3-3-0		11-3-0											
11-4-0		0-0-0		0-1-0		HOME		1-0-0		3-1-0		7-2-0											
3-6-0		0-2-0		0-0-		AWAY		0-2-0		0-0-0		3-1-0											
6-3-0		1-1-0		3-0-0		NEUTRAL		1-0-0		0-2-0		1-0-0											
14-15-0		5-7-0		4-4-0		CONFERENCE		5-4-0		0-0-0		0-0-0											
5-7-0		1-2-0		0-3-0		HOME		4-2-0		0-0-0		0-0-0											
6-6-0		3-3-0		2-1-0		AWAY		1-2-0		0-0-0		0-0-0											
3-2-0		1-2-0		2-0-0		NEUTRAL		0-0-0		0-0-0		0-0-0											
RPI	S	Opponent		Score		RPI	S	Opponent		Score		RPI	S	Opponent		Score		RPI	S	Opponent		Score	
1	N	Vanderbilt		10	2	26	A	DBU		6	11	68	H	Texas		3	2	110	H	Grand Canyon		1	4
6	H	Oklahoma St.		8	9	26	H	DBU		3	9	68	H	Texas		1	13	110	H	Grand Canyon		17	9
6	H	Oklahoma St.		7	4	33	H	Baylor		3	6	68	H	Texas		12	8	110	H	Grand Canyon		6	5
6	H	Oklahoma St.		6	7	33	H	Baylor		1	12	69	H	Kansas		7	4	114	H	UTRGV		6	2
6	N	Oklahoma St.		2	5	33	H	Baylor		2	15	69	H	Kansas		4	3	115	N	Cal St. Fullerton		0	2
6	N	Oklahoma St.		13	6	33	N	Baylor		5	2	69	H	Kansas		1	3	140	N	Rice		2	12
6	N	Oklahoma St.		6	7	36	N	California		13	2	93	A	San Diego		6	9	176	H	SFA		19	3
8	A	Texas Tech		3	1	45	N	Houston		10	6	94	A	UT Arlington		3	6	177	N	Central Conn. St.		9	5
8	A	Texas Tech		2	7	46	A	Oklahoma		6	4	94	H	UT Arlington		3	2	186	H	Seton Hall		3	7
8	A	Texas Tech		4	8	46	A	Oklahoma		4	2	94	N	UT Arlington		5	3	186	H	Seton Hall		8	6
9	A	Arkansas		0	6	46	A	Oklahoma		6	7	97	A	Kansas St.		8	1	186	H	Seton Hall		5	1
9	A	Arkansas		1	3	46	N	Oklahoma		15	3	97	A	Kansas St.		10	11	200	A	Abilene Christian		11	6
15	A	West Virginia		6	1	49	N	Virginia		9	4	97	A	Kansas St.		4	7	200	H	Abilene Christian		12	4
15	A	West Virginia		14	5													214	H	Lamar University		5	10
15	A	West Virginia		5	6													229	A	Long Beach St.		10	4
18	N	Texas A&M		0	1													229	A	Long Beach St.		3	14
																		229	A	Long Beach St.		4	1
																		287	H	Eastern Mich.		16	4
																		287	H	Eastern Mich.		12	2
																		287	H	Eastern Mich.		12	1
LAST 10 GAMES																							
						9	A	Arkansas		0	6	6	N	Oklahoma St.		13	6						
						177	N	Central Conn. St.		9	5	33	N	Baylor		5	2						
								9		A	Arkansas	1	3	46	N	Oklahoma		15	3				
						36	N	California		13	2	6	N	Oklahoma St.		2	5						
						6	N	Oklahoma St.		6	7	8	A	Texas Tech		4	8						

Non-Div. I Games:

TCU

Average RPI Win: 121		WON-LOST	WINNING	LAST 10	STRENGTH OF		OPP. STRENGTH	TEAM	ADJ	CONF.	ADJ CONF.
Average RPI Loss: 69		RECORD	PCT. RANK	GAMES	SCHEDULE		OF SCHEDULE	RPI	RPI	RPI	RPI
DIV. I ONLY		31-27-0	.53448	129	7-3-0		50	37	56	.54413	56
DIV. I NON-CONF.		17-8-0	.68	52	1-0-0		234	219	92	.52777	92
TOTALS		RPI 1-25	RPI 26-50		W-L RECORDS		RPI 51-100		RPI 101-150		RPI 150+
31-27-0		4-10-0	6-6-0		OVERALL		4-5-0		6-2-0		11-4-0
13-11-0		2-4-0	2-4-0		HOME		0-0-0		4-1-0		5-2-0
15-13-0		1-5-0	3-2-0		AWAY		4-3-0		1-1-0		6-2-0
3-3-0		1-1-0	1-0-0		NEUTRAL		0-2-0		1-0-0		0-0-0
17-8-0		0-0-0	1-1-0		NON-CONFERENCE		1-2-0		4-1-0		11-4-0
7-2-0		0-0-0	0-0-0		HOME		0-0-0		2-0-0		5-2-0
9-4-0		0-0-0	1-0-		AWAY		1-0-0		1-1-0		6-2-0
1-2-0		0-0-0	0-0-0		NEUTRAL		0-2-0		1-0-0		0-0-0
14-19-0		4-10-0	5-5-0		CONFERENCE		3-3-0		2-1-0		0-0-0
6-9-0		2-4-0	2-4-0		HOME		0-0-0		2-1-0		0-0-0
6-9-0		1-5-0	2-1-0		AWAY		3-3-0		0-0-0		0-0-0
2-1-0		1-1-0	1-0-0		NEUTRAL		0-0-0		0-0-0		0-0-0
RPI S	Opponent	Score	RPI S	Opponent	Score	RPI S	Opponent	Score	RPI S	Opponent	Score
5 A	Louisville	0 4	27 A	UConn	1 3	54 A	Wake Forest	3 13	101 H	Notre Dame	9 8
5 A	Louisville	4 11	32 A	Florida St.	10 7	54 A	Wake Forest	9 22	101 H	Notre Dame	10 1
5 A	Louisville	6 4	32 A	Florida St.	8 0	54 A	Wake Forest	5 3	101 H	Notre Dame	5 11
5 N	Louisville	5 1	32 A	Florida St.	3 4	65 A	Virginia Tech	8 15	103 H	Harvard	2 1
12 H	Georgia Tech	9 2	34 H	Duke	0 8	65 A	Virginia Tech	5 2	142 A	Northeastern	2 4
12 H	Georgia Tech	0 7	34 H	Duke	1 4	65 A	Virginia Tech	2 1	142 N	Northeastern	5 3
12 H	Georgia Tech	1 9	34 H	Duke	5 0	87 A	Bryant	10 5	145 A	Rhode Island	2 1
14 A	North Carolina	8 16	41 H	Clemson	3 2	95 N	Evansville	3 4	145 H	Rhode Island	4 0
14 A	North Carolina	7 8	41 H	Clemson	5 9	95 N	Evansville	0 4	164 H	Quinnipiac	11 5
14 A	North Carolina	10 11	41 H	Clemson	1 8				169 H	Massachusetts	2 6
14 N	North Carolina	5 13	41 N	Clemson	7 5				184 H	Holy Cross	11 4
22 H	NC State	5 6	50 A	Kentucky	12 3				196 A	Eastern Ky.	13 2
22 H	NC State	3 1							196 A	Eastern Ky.	6 4
22 H	NC State	4 16							208 H	Maine	19 16
			LAST 10 GAMES						209 H	UMass Lowell	6 5
			14 N	North Carolina	5 13	101 H	Notre Dame	10 1	211 H	Hartford	4 7
			5 N	Louisville	5 1	208 H	Maine	19 16	246 H	Siena	7 5
			41 N	Clemson	7 5	65 A	Virginia Tech	5 2	265 A	Bethune-Cookman	7 8
			101 H	Notre Dame	5 11	65 A	Virginia Tech	8 15	265 A	Bethune-Cookman	4 8
			101 H	Notre Dame	9 8	65 A	Virginia Tech	2 1	265 A	Bethune-Cookman	14 5
									267 A	Jackson St.	9 5
									267 A	Jackson St.	11 2
									267 A	Jackson St.	7 3

Non-Div. I Games:

Boston College

Average RPI Win: 136		WON-LOST	WINNING	LAST 10	STRENGTH OF		OPP. STRENGTH	TEAM	ADJ		CONF.	ADJ CONF.
Average RPI Loss: 81		RECORD	PCT. RANK	GAMES	SCHEDULE		OF SCHEDULE	RPI	RPI		RPI	RPI
DIV. I ONLY		34-25-0	.57627	79	60		83	57	.54354		9	9
DIV. I NON-CONF.		16-13-0	.55172	114	67		23	69	.544		10	10
TOTALS		RPI 1-25	RPI 26-50		W-L RECORDS		RPI 51-100		RPI 101-150		RPI 150+	
34-25-0		2-5-0	3-2-0		OVERALL		10-12-0		4-2-0		15-4-0	
17-11-0		1-2-0	1-2-0		HOME		5-4-0		0-0-0		10-3-0	
13-14-0		1-3-0	0-0-0		AWAY		3-8-0		4-2-0		5-1-0	
4-0-0		0-0-0	2-0-0		NEUTRAL		2-0-0		0-0-0		0-0-0	
16-13-0		2-5-0	1-0-0		NON-CONFERENCE		3-5-0		2-1-0		8-2-0	
8-5-0		1-2-0	0-0-0		HOME		2-1-0		0-0-0		5-2-0	
7-8-0		1-3-0	0-0-		AWAY		1-4-0		2-1-0		3-0-0	
1-0-0		0-0-0	1-0-0		NEUTRAL		0-0-0		0-0-0		0-0-0	
18-12-0		0-0-0	2-2-0		CONFERENCE		7-7-0		2-1-0		7-2-0	
9-6-0		0-0-0	1-2-0		HOME		3-3-0		0-0-0		5-1-0	
6-6-0		0-0-0	0-0-0		AWAY		2-4-0		2-1-0		2-1-0	
3-0-0		0-0-0	1-0-0		NEUTRAL		2-0-0		0-0-0		0-0-0	
RPI S	Opponent	Score	RPI S	Opponent	Score	RPI S	Opponent	Score	RPI S	Opponent	Score	
2 A	UCLA	1 6	33 N	Baylor	3 1	58 H	UC Irvine	7 3	125 A	San Francisco	2 1	
2 A	UCLA	3 2	47 H	BYU	5 8	63 A	Saint Mary's (CA)	4 6	125 A	San Francisco	2 3	
2 A	UCLA	0 5	47 H	BYU	5 1	63 A	Saint Mary's (CA)	5 4	125 A	San Francisco	6 5	
2 A	UCLA	3 6	47 H	BYU	3 10	63 A	Saint Mary's (CA)	0 5	132 A	Louisiana	4 1	
2 H	UCLA	4 9	47 N	BYU	4 1	63 N	Saint Mary's (CA)	3 2	132 A	Louisiana	7 3	
25 H	UC Santa Barbara	2 7				63 N	Saint Mary's (CA)	4 2	132 A	Louisiana	0 5	
25 H	UC Santa Barbara	9 7				67 A	Pepperdine	5 1	155 H	Pacific	7 1	
						67 A	Pepperdine	0 5	155 H	Pacific	6 5	
						67 A	Pepperdine	0 2	155 H	Pacific	2 5	
						70 A	Oregon	0 6	172 A	Portland	2 1	
						70 A	Oregon	3 4	172 A	Portland	3 5	
						70 A	Oregon	6 7	172 A	Portland	10 3	
						75 H	Gonzaga	1 4	205 H	Saint Louis	1 7	
						75 H	Gonzaga	0 1	205 H	Saint Louis	7 5	
						75 H	Gonzaga	8 1	205 H	Saint Louis	3 1	
						77 A	Southern California	14 5	216 A	UC Riverside	5 1	
						77 H	Southern California	2 3	216 H	UC Riverside	5 4	
						79 A	San Diego St.	2 4	221 H	Washington St.	3 2	
						79 H	San Diego St.	5 1	229 A	Long Beach St.	6 5	
						93 H	San Diego	3 2	229 H	Long Beach St.	2 4	
									231 A	CSU Bakersfield	15 9	
									231 H	CSU Bakersfield	8 3	
									276 H	Santa Clara	6 5	
									276 H	Santa Clara	7 3	
									276 H	Santa Clara	2 1	
LAST 10 GAMES			2 A	UCLA	3 6							
			2 A	UCLA	1 6							
			2 A	UCLA	3 2							
			33 N	Baylor	3 1							
			63 N	Saint Mary's (CA)	4 2							

Non-Div. I Games:

LMU (CA)

RPI	S	Opponent	Score
93	H	San Diego	10 4
93	H	San Diego	8 11
63	N	Saint Mary's (CA)	3 2
47	N	BYU	4 1
75	H	Gonzaga	1 4
75	H	Gonzaga	8 1
75	H	Gonzaga	0 1

Average RPI Win: 173		WON-LOST	WINNING	LAST 10	STRENGTH OF		OPP. STRENGTH	TEAM	ADJ		CONF.	ADJ CONF.
Average RPI Loss: 90		RECORD	PCT. RANK	GAMES	SCHEDULE		OF SCHEDULE	RPI	RPI		RPI	RPI
DIV. I ONLY		37-17-0	.68519	22	7-3-0		196	92	58		14	14
DIV. I NON-CONF.		20-9-0	.68966	48	1-1-0		184	24	52		12	12
TOTALS		RPI 1-25	RPI 26-50		W-L RECORDS		RPI 51-100		RPI 101-150		RPI 150+	
37-17-0		0-5-0	0-0-0		OVERALL		6-4-0		10-6-0		21-2-0	
21-5-0		0-1-0	0-0-0		HOME		5-1-0		4-3-0		12-0-0	
16-12-0		0-4-0	0-0-0		AWAY		1-3-0		6-3-0		9-2-0	
0-0-0		0-0-0	0-0-0		NEUTRAL		0-0-0		0-0-0		0-0-0	
20-9-0		0-2-0	0-0-0		NON-CONFERENCE		6-4-0		6-3-0		8-0-0	
10-3-0		0-1-0	0-0-0		HOME		5-1-0		2-1-0		3-0-0	
10-6-0		0-1-0	0-0-		AWAY		1-3-0		4-2-0		5-0-0	
0-0-0		0-0-0	0-0-0		NEUTRAL		0-0-0		0-0-0		0-0-0	
17-8-0		0-3-0	0-0-0		CONFERENCE		0-0-0		4-3-0		13-2-0	
11-2-0		0-0-0	0-0-0		HOME		0-0-0		2-2-0		9-0-0	
6-6-0		0-3-0	0-0-0		AWAY		0-0-0		2-1-0		4-2-0	
0-0-0		0-0-0	0-0-0		NEUTRAL		0-0-0		0-0-0		0-0-0	
RPI S	Opponent	Score	RPI S	Opponent	Score	RPI S	Opponent	Score	RPI S	Opponent	Score	
2 A	UCLA	3 9				57 A	LMU (CA)	3 7	106 A	Iowa	15 4	
2 H	UCLA	0 7				74 H	Washington	2 1	106 A	Iowa	3 6	
25 A	UC Santa Barbara	2 3				74 H	Washington	6 4	106 A	Iowa	0 1	
25 A	UC Santa Barbara	1 4				74 H	Washington	5 9	113 H	St. John's (NY)	3 4	
25 A	UC Santa Barbara	1 10				77 A	Southern California	12 9	113 H	St. John's (NY)	3 0	
						77 H	Southern California	7 4	113 H	St. John's (NY)	3 0	
						79 A	San Diego St.	3 9	115 A	Cal St. Fullerton	7 3	
						79 H	San Diego St.	6 5	115 A	Cal St. Fullerton	3 4	
						93 A	San Diego	1 4	115 A	Cal St. Fullerton	7 4	
						93 H	San Diego	17 7	115 H	Cal St. Fullerton	4 10	
									127 H	Cal Poly	3 8	
									127 H	Cal Poly	8 0	
									127 H	Cal Poly	7 3	
									140 A	Rice	11 4	
									140 A	Rice	11 5	
									140 A	Rice	7 0	
									156 A	Missouri St.	4 1	
									156 A	Missouri St.	3 2	
									201 H	CSUN	7 1	
									201 H	CSUN	2 0	
									201 H	CSUN	4 3	
									216 A	UC Riverside	1 3	
									216 A	UC Riverside	22 7	
									216 A	UC Riverside	11 4	
									221 H	Washington St.	5 1	
									221 H	Washington St.	4 1	
									221 H	Washington St.	8 4	
LAST 10 GAMES												
216 A	UC Riverside	22 7	239 H	UC Davis	5 2	216 A	UC Riverside	22 7	216 A	UC Riverside	11 4	
216 A	UC Riverside	1 3	239 H	UC Davis	10 2	216 A	UC Riverside	11 4	216 A	UC Riverside	11 4	
216 A	UC Riverside	11 4	2 H	UCLA	0 7	221 H	Washington St.	5 1	221 H	Washington St.	4 1	
77 H	Southern California	7 4	127 H	Cal Poly	3 8	221 H	Washington St.	4 1	221 H	Washington St.	8 4	
239 H	UC Davis	10 4	127 H	Cal Poly	8 0	221 H	Washington St.	8 4	221 H	Washington St.	8 4	

Non-Div. I Games:

UC Irvine

RPI	S	Opponent	Score	
229	H	Long Beach St.	4	1
229	H	Long Beach St.	9	4
229	H	Long Beach St.	4	0
239	H	UC Davis	10	4
239	H	UC Davis	10	2
239	H	UC Davis	5	2
243	A	Hawaii	2	10
243	A	Hawaii	4	0
243	A	Hawaii	8	5
266	A	Utah Valley	17	4
266	A	Utah Valley	17	4
266	A	Utah Valley	15	0

UC Irvine

U
C
I
r
v
i
n
e

U
C
I
r
v
i
n
e

Non-Div. I Games:

Tie, Loss, Non-Conf,S Site, H Home, A Away, N Neutral Page 85

RPI	S	Opponent	Score	
225	A	Saint Joseph's	4	0
225	A	Saint Joseph's	13	3
234	A	USC Upstate	14	2
234	A	USC Upstate	7	4
251	A	VMI	11	2
251	H	VMI	15	2
253	H	Towson	6	0
254	A	La Salle	11	2
254	A	La Salle	9	6
254	A	La Salle	28	4
260	A	George Mason	9	4
260	A	George Mason	15	2
260	A	George Mason	3	2
263	A	Norfolk St.	12	4
289	A	Longwood	12	6

VCU

V
C
U

Average RPI Win:	114	WON-LOST RECORD	WINNING PCT. RANK	LAST 10 GAMES	STRENGTH OF SCHEDULE	OPP. STRENGTH OF SCHEDULE	TEAM RPI	ADJ RPI	CONF. RPI	ADJ CONF. RPI		
Average RPI Loss:	92											
DIV. I ONLY		36-26-1	.57937	77	7-3-0	69	61	61	.53969	60	10	10
DIV. I NON-CONF.		16-12-1	.56897	105	1-2-0	13	14	48	.56159	48	8	8
<hr/>												
TOTALS	RPI 1-25	RPI 26-50		W-L RECORDS		RPI 51-100		RPI 101-150		RPI 150+		
36-26-1	1-4-0	3-4-1		OVERALL		11-9-0		13-5-0		8-4-0		
19-11-0	0-1-0	3-1-0		HOME		6-3-0		5-3-0		5-3-0		
10-12-0	1-2-0	0-3-0		AWAY		1-4-0		6-2-0		2-1-0		
7-3-1	0-1-0	0-0-1		NEUTRAL		4-2-0		2-0-0		1-0-0		
16-12-1	1-4-0	3-4-1		NON-CONFERENCE		6-3-0		3-1-0		3-0-0		
12-3-0	0-1-0	3-1-0		HOME		5-1-0		2-0-0		2-0-0		
2-7-0	1-2-0	0-0-		AWAY		0-1-0		1-1-0		0-0-0		
2-2-1	0-1-0	0-0-1		NEUTRAL		1-1-0		0-0-0		1-0-0		
20-14-0	0-0-0	0-0-0		CONFERENCE		5-6-0		10-4-0		5-4-0		
7-8-0	0-0-0	0-0-0		HOME		1-2-0		3-3-0		3-3-0		
8-5-0	0-0-0	0-0-0		AWAY		1-3-0		5-1-0		2-1-0		
5-1-0	0-0-0	0-0-0		NEUTRAL		3-1-0		2-0-0		0-0-0		
RPI S	Opponent	Score	RPI S	Opponent	Score	RPI S	Opponent	Score	RPI S	Opponent	Score	
11 N	Auburn	7 16	27 H	UConn	10 7	51 H	Campbell	11 2	102 H	Troy	8 10	
12 A	Georgia Tech	8 10	29 N	Oregon St.	4 4	53 N	Texas St.	13 4	102 H	Troy	9 7	
14 A	North Carolina	1 6	35 A	Illinois	2 4	54 H	Wake Forest	10 9	102 H	Troy	4 2	
22 A	NC State	7 6	35 A	Illinois	1 4	54 H	Wake Forest	14 8	104 A	South Alabama	9 4	
22 H	NC State	6 7	35 H	Illinois	11 3	59 H	VCU	10 8	104 A	South Alabama	14 5	
			38 H	Indiana	6 5	71 H	Ga. Southern	9 7	104 A	South Alabama	4 8	
			41 A	Clemson	5 8	71 H	Ga. Southern	2 9	132 H	Louisiana	7 9	
			41 H	Clemson	3 14	71 H	Ga. Southern	12 13	132 H	Louisiana	0 10	
						71 N	Ga. Southern	9 7	132 H	Louisiana	11 9	
						73 H	Maryland	7 2	136 A	La.-Monroe	15 7	
						74 N	Washington	5 2	136 A	La.-Monroe	14 2	
						92 A	Col. of Charleston	5 8	136 A	La.-Monroe	13 3	
						92 H	Col. of Charleston	6 13	136 N	La.-Monroe	26 10	
						93 N	San Diego	5 8	136 N	La.-Monroe	10 6	
						94 A	UT Arlington	3 6	143 H	Kent St.	8 2	
						94 A	UT Arlington	8 6	148 A	UNCW	4 5	
						94 N	UT Arlington	8 9	148 A	UNCW	10 5	
						94 N	UT Arlington	14 13	148 H	UNCW	9 2	
						96 A	Little Rock	5 8	167 H	Arkansas St.	6 0	
						96 A	Little Rock	0 14	167 H	Arkansas St.	2 4	
									167 H	Arkansas St.	3 7	
			LAST 10 GAMES						170 H	Michigan St.	13 0	
			12 A	Georgia Tech	8 10	136 N	La.-Monroe	26 10	170 H	Michigan St.	12 5	
			236 N	Florida A&M	9 4	94 N	UT Arlington	14 13	189 H	Appalachian St.	6 18	
			11 N	Auburn	7 16	53 N	Texas St.	13 4	189 H	Appalachian St.	9 6	
			71 N	Ga. Southern	9 7	94 N	UT Arlington	8 9	189 H	Appalachian St.	19 3	
			136 N	La.-Monroe	10 6	189 H	Appalachian St.	9 6	232 A	Georgia St.	6 5	

Non-Div. I Games:

Coastal Caro.

RPI	S	Opponent	Score	
232	A	Georgia St.	11	15
232	A	Georgia St.	27	2
236	N	Florida A&M	9	4

Coastal Caro.

C
o
a
s
t
a
l
C
a
r
o
.

C
o
a
s
t
a
l
C
a
r
o
.

[illegible]

Non-Div. I Games:

Louisiana Tech

RPI	S	Opponent	Score	
171	A	FIU	3	0
178	H	Marshall	3	7
178	H	Marshall	19	6
178	H	Marshall	11	1
178	N	Marshall	4	6
222	A	Middle Tenn.	5	1
222	A	Middle Tenn.	10	5
222	A	Middle Tenn.	1	4
297	H	Mississippi Val.	21	1

Louisiana Tech

L
o
u
i
s
i
a
n
a
T
e
c
h

L
o
u
i
s
i
a
n
a
T
e
c
h

Average RPI Win:		206	WON-LOST RECORD		WINNING PCT. RANK	LAST 10 GAMES		STRENGTH OF SCHEDULE		OPP. STRENGTH OF SCHEDULE	TEAM RPI	ADJ RPI	CONF. RPI	ADJ CONF. RPI			
Average RPI Loss:		128															
DIV. I ONLY			44-13-0		.77193	5	8-2-0		269	207	60	.53876	62	23	23		
DIV. I NON-CONF.			19-8-0		.7037	38	2-2-0		283	131	106	.52093	109	24	24		
TOTALS		RPI 1-25		RPI 26-50		W-L RECORDS		RPI 51-100		RPI 101-150		RPI 150+					
44-13-0		2-4-0		0-0-0		OVERALL		0-0-0		8-5-0		34-4-0					
13-1-0		0-0-0		0-0-0		HOME		0-0-0		2-1-0		11-0-0					
19-9-0		1-3-0		0-0-0		AWAY		0-0-0		4-4-0		14-2-0					
12-3-0		1-1-0		0-0-0		NEUTRAL		0-0-0		2-0-0		9-2-0					
19-8-0		2-4-0		0-0-0		NON-CONFERENCE		0-0-0		3-2-0		14-2-0					
2-0-0		0-0-0		0-0-0		HOME		0-0-0		0-0-0		2-0-0					
8-5-0		1-3-0		0-0-		AWAY		0-0-0		3-2-0		4-0-0					
9-3-0		1-1-0		0-0-0		NEUTRAL		0-0-0		0-0-0		8-2-0					
25-5-0		0-0-0		0-0-0		CONFERENCE		0-0-0		5-3-0		20-2-0					
11-1-0		0-0-0		0-0-0		HOME		0-0-0		2-1-0		9-0-0					
11-4-0		0-0-0		0-0-0		AWAY		0-0-0		1-2-0		10-2-0					
3-0-0		0-0-0		0-0-0		NEUTRAL		0-0-0		2-0-0		1-0-0					
RPI	S	Opponent		Score		RPI	S	Opponent		Score		RPI	S	Opponent		Score	
3	A	Mississippi St.		2	7							101	A	Notre Dame		17	7
16	N	Miami (FL)		6	5							102	A	Troy		2	3
16	N	Miami (FL)		3	18							102	A	Troy		6	7
23	A	Illinois St.		4	5							102	A	Troy		5	3
23	A	Illinois St.		2	7							102	A	Troy		5	2
23	A	Illinois St.		11	2							116	H	Ball St.		5	0
												116	H	Ball St.		0	10
												116	H	Ball St.		5	4
												116	N	Ball St.		6	0
												116	N	Ball St.		8	2
												143	A	Kent St.		4	12
												143	A	Kent St.		4	10
												143	A	Kent St.		7	4
												154	H	Miami (OH)		6	2
												154	H	Miami (OH)		10	3
												154	H	Miami (OH)		11	4
												170	A	Michigan St.		8	6
												170	H	Michigan St.		10	2
												193	N	Pittsburgh		4	3
												206	N	Hofstra		24	7
												214	A	Lamar University		10	6
												214	A	Lamar University		4	2
												219	A	Ohio		6	2
												219	A	Ohio		5	3
												219	A	Ohio		11	12
												219	N	Ohio		18	9
												223	H	Western Mich.		6	1
Non-Div. I Games:		Grand Valley St.		6	2	Concordia (MI)		3	2	Cornerstone		10	5	Davenport		19	26
														Central Mich.			

RPI	S	Opponent	Score	
223	H	Western Mich.	5	4
223	H	Western Mich.	11	8
226	H	Northern Ill.	6	4
226	H	Northern Ill.	14	10
226	H	Northern Ill.	5	2
242	N	Butler	1	5
252	A	Toledo	3	4
252	A	Toledo	18	3
252	A	Toledo	7	1
271	A	Oakland	24	10
271	H	Oakland	14	3
275	A	Bowling Green	6	2
275	A	Bowling Green	4	0
275	A	Bowling Green	7	3
281	N	Villanova	7	13
281	N	Villanova	9	1
287	A	Eastern Mich.	8	7
287	A	Eastern Mich.	3	1
287	A	Eastern Mich.	11	1
293	N	Prairie View	12	3
293	N	Prairie View	15	2
294	N	Mt. St. Mary's	13	1
299	N	Saint Peter's	21	2
299	N	Saint Peter's	14	4

Central Mich.

C
e
n
t
r
a
l
M
i
c
h
.

C
e
n
t
r
a
l
M
i
c
h
.

Average RPI Win: 152		WON-LOST	WINNING	LAST 10	STRENGTH OF		OPP. STRENGTH	TEAM	ADJ		CONF.	ADJ CONF.
Average RPI Loss: 81		RECORD	PCT. RANK	GAMES	SCHEDULE		OF SCHEDULE	RPI	RPI		RPI	RPI
DIV. I ONLY		35-22-0	.61404	60	7-3-0		143	104	63		.53816	63
DIV. I NON-CONF.		16-10-0	.61538	83	1-0-0		231	93	101		.52631	101
TOTALS		RPI 1-25	RPI 26-50		W-L RECORDS		RPI 51-100		RPI 101-150		RPI 150+	
35-22-0		1-1-0	1-5-0		OVERALL		10-9-0		5-6-0		18-1-0	
22-3-0		1-0-0	0-1-0		HOME		4-2-0		2-0-0		15-0-0	
11-17-0		0-1-0	1-4-0		AWAY		4-5-0		3-6-0		3-1-0	
2-2-0		0-0-0	0-0-0		NEUTRAL		2-2-0		0-0-0		0-0-0	
16-10-0		1-1-0	1-2-0		NON-CONFERENCE		0-3-0		5-3-0		9-1-0	
9-1-0		1-0-0	0-1-0		HOME		0-0-0		2-0-0		6-0-0	
7-9-0		0-1-0	1-0-		AWAY		0-3-0		3-3-0		3-1-0	
0-0-0		0-0-0	0-0-0		NEUTRAL		0-0-0		0-0-0		0-0-0	
19-12-0		0-0-0	0-3-0		CONFERENCE		10-6-0		0-3-0		9-0-0	
13-2-0		0-0-0	0-0-0		HOME		4-2-0		0-0-0		9-0-0	
4-8-0		0-0-0	0-3-0		AWAY		4-2-0		0-3-0		0-0-0	
2-2-0		0-0-0	0-0-0		NEUTRAL		2-2-0		0-0-0		0-0-0	
RPI S	Opponent	Score	RPI S	Opponent	Score	RPI S	Opponent	Score	RPI S	Opponent	Score	
25 A	UC Santa Barbara	3 6	36 A	California	10 3	57 H	LMU (CA)	6 4	105 A	Sacramento St.	6 3	
25 H	UC Santa Barbara	7 6	36 A	California	1 13	57 H	LMU (CA)	4 5	105 H	Sacramento St.	10 1	
			36 H	California	3 9	57 H	LMU (CA)	5 0	119 A	Nevada	5 6	
			47 A	BYU	6 10	57 H	LMU (CA)	2 4	119 H	Nevada	6 5	
			47 A	BYU	0 11	57 N	LMU (CA)	2 3	125 A	San Francisco	0 2	
			47 A	BYU	3 5	67 A	Pepperdine	7 5	125 A	San Francisco	2 4	
						67 A	Pepperdine	4 0	125 A	San Francisco	9 10	
						67 A	Pepperdine	5 8	127 A	Cal Poly	8 2	
						70 A	Oregon	2 3	127 A	Cal Poly	7 1	
						70 A	Oregon	4 5	127 A	Cal Poly	2 6	
						70 A	Oregon	2 6	127 A	Cal Poly	3 8	
						75 A	Gonzaga	17 3	155 H	Pacific	1 0	
						75 A	Gonzaga	3 12	155 H	Pacific	12 7	
						75 A	Gonzaga	12 0	155 H	Pacific	5 3	
						75 N	Gonzaga	7 3	172 H	Portland	1 0	
						75 N	Gonzaga	4 3	172 H	Portland	4 2	
						93 H	San Diego	6 3	172 H	Portland	2 1	
						93 H	San Diego	20 0	182 A	San Jose St.	3 7	
						93 H	San Diego	5 8	182 H	San Jose St.	14 1	
									221 H	Washington St.	9 1	
									221 H	Washington St.	6 3	
									221 H	Washington St.	8 1	
									221 H	Washington St.	14 8	
									266 A	Utah Valley	10 1	
									266 A	Utah Valley	13 1	
									266 A	Utah Valley	8 3	
									276 H	Santa Clara	9 2	
									276 H	Santa Clara		
LAST 10 GAMES												
			57 N	LMU (CA)	2 4	67 A	Pepperdine	7 5				
			75 N	Gonzaga	4 3	67 A	Pepperdine	5 8				
			57 N	LMU (CA)	2 3	105 A	Sacramento St.	6 3				
			75 N	Gonzaga	7 3	276 H	Santa Clara	9 4				
			67 A	Pepperdine	4 0	276 H	Santa Clara	8 1				

Non-Div. I Games:

Saint Mary's (CA)

RPI	S	Opponent	Score	
276	H	Santa Clara	8	1
276	H	Santa Clara	9	4
285	H	Rider	5	2

Saint Mary's (CA)

S
a
i
n
t
M
a
r
y
'
s
(
C
A
)

S
a
i
n
t
M
a
r
y
'
s
(
C
A
)

Average RPI Win: 120		WON-LOST	WINNING	LAST 10	STRENGTH OF		OPP. STRENGTH	TEAM	ADJ		CONF.	ADJ CONF.
Average RPI Loss: 63		RECORD	PCT. RANK	GAMES	SCHEDULE		OF SCHEDULE	RPI	RPI		RPI	RPI
DIV. I ONLY		27-27-0	.5	147	38		65	64	.538		64	7
DIV. I NON-CONF.		9-16-0	.36	218	74		55	155	.49287		155	7
TOTALS		RPI 1-25	RPI 26-50		W-L RECORDS		RPI 51-100		RPI 101-150		RPI 150+	
27-27-0		1-5-0	7-12-0		OVERALL		3-5-0		7-3-0		9-2-0	
12-7-0		0-0-0	4-5-0		HOME		2-1-0		3-1-0		3-0-0	
11-12-0		1-5-0	2-4-0		AWAY		0-1-0		2-1-0		6-1-0	
4-8-0		0-0-0	1-3-0		NEUTRAL		1-3-0		2-1-0		0-1-0	
9-16-0		0-3-0	2-6-0		NON-CONFERENCE		1-4-0		0-1-0		6-2-0	
4-3-0		0-0-0	1-2-0		HOME		0-0-0		0-1-0		3-0-0	
4-7-0		0-3-0	1-0-		AWAY		0-1-0		0-0-0		3-1-0	
1-6-0		0-0-0	0-2-0		NEUTRAL		1-3-0		0-0-0		0-1-0	
18-11-0		1-2-0	5-6-0		CONFERENCE		2-1-0		7-2-0		3-0-0	
8-4-0		0-0-0	3-3-0		HOME		2-1-0		3-0-0		0-0-0	
7-5-0		1-2-0	1-2-0		AWAY		0-0-0		2-1-0		3-0-0	
3-2-0		0-0-0	1-1-0		NEUTRAL		0-0-0		2-1-0		0-0-0	
RPI S	Opponent	Score	RPI S	Opponent	Score	RPI S	Opponent	Score	RPI S	Opponent	Score	
19 A	Michigan	3 5	26 A	DBU	0 9	67 A	Pepperdine	12 13	106 N	Iowa	3 0	
19 A	Michigan	6 4	26 A	DBU	9 7	73 H	Maryland	9 3	118 H	Ohio St.	5 4	
19 A	Michigan	0 8	26 A	DBU	5 7	73 H	Maryland	3 7	118 H	Ohio St.	11 2	
22 A	NC State	4 8	29 N	Oregon St.	1 13	73 H	Maryland	2 1	118 H	Ohio St.	3 2	
22 A	NC State	2 3	29 N	Oregon St.	1 2	74 N	Washington	5 7	118 N	Ohio St.	9 6	
22 A	NC State	4 5	35 H	Illinois	3 13	75 N	Gonzaga	5 6	118 N	Ohio St.	6 8	
			35 H	Illinois	5 4	75 N	Gonzaga	8 5	120 A	Northwestern	3 10	
			35 H	Illinois	2 4	93 N	San Diego	5 6	120 A	Northwestern	6 5	
			38 A	Indiana	1 7				120 A	Northwestern	5 4	
			38 A	Indiana	7 3				147 H	Milwaukee	4 5	
			38 A	Indiana	6 7				168 N	New Mexico	1 11	
			38 N	Indiana	9 4				181 H	South Dakota St.	5 0	
			40 H	Nebraska	1 10				181 H	South Dakota St.	5 1	
			40 H	Nebraska	3 2				191 A	Penn St.	8 6	
			40 H	Nebraska	5 2				191 A	Penn St.	7 5	
			40 N	Nebraska	2 8				191 A	Penn St.	5 1	
			46 H	Oklahoma	1 2				229 A	Long Beach St.	6 2	
			46 H	Oklahoma	8 1				229 A	Long Beach St.	4 6	
			46 H	Oklahoma	2 5				229 A	Long Beach St.	19 6	
									262 H	North Dakota St.	4 3	
									277 A	Seattle U	3 2	
LAST 10 GAMES												
			118 N	Ohio St.	6 8				120 A	Northwestern	6 5	
			118 N	Ohio St.	9 6				120 A	Northwestern	3 10	
			106 N	Iowa	3 0				120 A	Northwestern	5 4	
			38 N	Indiana	9 4				73 H	Maryland	2 1	
			40 N	Nebraska	2 8				73 H	Maryland	9 3	

Non-Div. I Games: St. Scholastica 14 4 Augsburg 9 3

Minnesota

Average RPI Win:	126	WON-LOST	WINNING	LAST 10	STRENGTH OF	OPP. STRENGTH	TEAM	ADJ	CONF.	ADJ CONF.	
Average RPI Loss:	45	RECORD	PCT. RANK	GAMES	SCHEDULE	OF SCHEDULE	RPI	RPI	RPI	RPI	
DIV. I ONLY	26-27-0	.49057	159	2-8-0	22	46	65	.53788	65	3	3
DIV. I NON-CONF.	17-6-0	.73913	26	0-2-0	31	211	25	.58026	25	4	4
<hr/>											
TOTALS	RPI 1-25	RPI 26-50		W-L RECORDS		RPI 51-100		RPI 101-150		RPI 150+	
26-27-0	2-8-0	3-11-0		OVERALL		6-7-0		5-0-0		10-1-0	
14-15-0	2-5-0	1-6-0		HOME		4-4-0		3-0-0		4-0-0	
10-12-0	0-3-0	2-5-0		AWAY		1-3-0		2-0-0		5-1-0	
2-0-0	0-0-0	0-0-0		NEUTRAL		1-0-0		0-0-0		1-0-0	
17-6-0	0-1-0	0-2-0		NON-CONFERENCE		4-3-0		5-0-0		8-0-0	
10-4-0	0-1-0	0-1-0		HOME		3-2-0		3-0-0		4-0-0	
5-2-0	0-0-0	0-0-		AWAY		0-1-0		2-0-0		3-0-0	
2-0-0	0-0-0	0-0-0		NEUTRAL		1-0-0		0-0-0		1-0-0	
9-21-0	2-7-0	3-9-0		CONFERENCE		2-4-0		0-0-0		2-1-0	
4-11-0	2-4-0	1-5-0		HOME		1-2-0		0-0-0		0-0-0	
5-10-0	0-3-0	2-4-0		AWAY		1-2-0		0-0-0		2-1-0	
0-0-0	0-0-0	0-0-0		NEUTRAL		0-0-0		0-0-0		0-0-0	
RPI	S	Opponent	Score	RPI	S	Opponent	Score	RPI	S	Opponent	Score
12	H	Georgia Tech	5 7	32	A	Florida St.	8 9	54	A	Wake Forest	3 8
12	H	Georgia Tech	3 4	32	A	Florida St.	6 0	54	A	Wake Forest	10 9
12	H	Georgia Tech	3 2	32	A	Florida St.	2 5	54	A	Wake Forest	7 8
14	H	North Carolina	2 5	34	A	Duke	0 4	56	H	Boston College	1 2
14	H	North Carolina	5 7	34	A	Duke	6 2	56	H	Boston College	15 8
14	H	North Carolina	4 1	34	A	Duke	5 9	56	H	Boston College	2 5
15	H	West Virginia	2 7	41	H	Clemson	9 12	75	N	Sam Houston St.	3 2
16	A	Miami (FL)	0 1	41	H	Clemson	4 6	80	A	Old Dominion	2 3
16	A	Miami (FL)	0 2	41	H	Clemson	1 14	87	H	Bryant	2 4
16	A	Miami (FL)	3 4	42	A	Liberty	3 4	87	H	Bryant	2 1
				42	H	Liberty	1 6	87	H	Bryant	4 6
				49	H	Virginia	6 8	88	H	UNC Greensboro	2 1
				49	H	Virginia	3 5	88	H	UNC Greensboro	12 4
				49	H	Virginia	8 4				
<hr/>											
LAST 10 GAMES											
49	H	Virginia	8 4	56	H	Boston College	15 8				
49	H	Virginia	3 5	56	H	Boston College	1 2				
49	H	Virginia	6 8	80	A	Old Dominion	2 3				
15	H	West Virginia	2 7	16	A	Miami (FL)	0 2				
56	H	Boston College	2 5	16	A	Miami (FL)	0 1				

Non-Div. I Games:

Virginia Tech

Average RPI Win: 152		WON-LOST	WINNING	LAST 10	STRENGTH OF		OPP. STRENGTH	TEAM	ADJ		CONF.	ADJ CONF.
Average RPI Loss: 89		RECORD	PCT. RANK	GAMES	SCHEDULE		OF SCHEDULE	RPI	RPI		RPI	RPI
DIV. I ONLY		27-31-0	.46552	183	6-4-0		31	159	66		17	17
DIV. I NON-CONF.		13-25-0	.34211	223	2-2-0		14	116	107		17	17
TOTALS		RPI 1-25	RPI 26-50		W-L RECORDS		RPI 51-100		RPI 101-150		RPI 150+	
27-31-0		3-5-0	0-4-0		OVERALL		6-10-0		4-7-0		14-5-0	
9-5-0		0-0-0	0-0-0		HOME		2-2-0		0-0-0		7-3-0	
15-21-0		3-4-0	0-4-0		AWAY		3-6-0		3-5-0		6-2-0	
3-5-0		0-1-0	0-0-0		NEUTRAL		1-2-0		1-2-0		1-0-0	
13-25-0		1-3-0	0-4-0		NON-CONFERENCE		6-10-0		1-5-0		5-3-0	
3-3-0		0-0-0	0-0-0		HOME		2-2-0		0-0-0		1-1-0	
9-19-0		1-3-0	0-0-0		AWAY		3-6-0		1-4-0		4-2-0	
1-3-0		0-0-0	0-0-0		NEUTRAL		1-2-0		0-1-0		0-0-0	
14-6-0		2-2-0	0-0-0		CONFERENCE		0-0-0		3-2-0		9-2-0	
6-2-0		0-0-0	0-0-0		HOME		0-0-0		0-0-0		6-2-0	
6-2-0		2-1-0	0-0-0		AWAY		0-0-0		2-1-0		2-0-0	
2-2-0		0-1-0	0-0-0		NEUTRAL		0-0-0		1-1-0		1-0-0	
RPI S	Opponent	Score	RPI S	Opponent	Score	RPI S	Opponent	Score	RPI S	Opponent	Score	
5 A	Louisville	5 4	39 A	Arizona St.	0 12	68 A	Texas	5 6	110 A	Grand Canyon	18 25	
14 A	North Carolina	3 8	39 A	Arizona St.	3 8	68 A	Texas	5 6	110 A	Grand Canyon	2 7	
14 A	North Carolina	3 14	39 A	Arizona St.	6 11	68 A	Texas	5 6	110 A	Grand Canyon	0 6	
14 A	North Carolina	3 12	50 A	Kentucky	3 16	72 A	Samford	7 10	110 A	Grand Canyon	7 3	
20 A	Creighton	8 1				72 A	Samford	7 1	111 N	New Mexico St.	4 6	
20 A	Creighton	0 5				72 A	Samford	9 10	113 A	St. John's (NY)	8 9	
20 A	Creighton	3 1				89 A	Wright St.	9 8	113 A	St. John's (NY)	8 1	
20 N	Creighton	8 9				89 H	Wright St.	0 10	113 A	St. John's (NY)	11 8	
						89 N	Wright St.	2 12	113 N	St. John's (NY)	0 2	
						90 A	Cincinnati	1 2	113 N	St. John's (NY)	11 3	
						90 A	Cincinnati	11 2	118 A	Ohio St.	5 8	
						90 N	Cincinnati	4 10	154 A	Miami (OH)	13 4	
						90 N	Cincinnati	10 2	154 H	Miami (OH)	4 7	
						95 H	Evansville	2 10	165 A	Lipscomb	10 1	
						95 H	Evansville	5 2	165 A	Lipscomb	7 6	
						95 H	Evansville	11 8	165 A	Lipscomb	4 2	
									186 H	Seton Hall	3 11	
									186 H	Seton Hall	7 5	
									186 H	Seton Hall	1 3	
									186 N	Seton Hall	2 1	
									196 A	Eastern Ky.	3 5	
									216 A	Purdue	3 4	
									242 H	Butler	6 5	
									242 H	Butler	13 8	
									245 H	Georgetown	1 0	
									245 H	Georgetown	9 4	
									245 H	Georgetown	7 4	
LAST 10 GAMES			20 N	Creighton	8 9	90 N	Cincinnati	4 10	242 H	Butler	6 5	
			113 N	St. John's (NY)	11 3	90 A	Cincinnati	11 2	242 H	Butler	13 8	
			186 N	Seton Hall	2 1	216 A	Purdue	3 4	245 H	Georgetown	1 0	
			113 N	St. John's (NY)	0 2	281 A	Villanova	6 1	245 H	Georgetown	9 4	
			90 N	Cincinnati	10 2	281 A	Villanova	7 6	245 H	Georgetown	7 4	

Non-Div. I Games:

Xavier

RPI	S	Opponent	Score	
279	H	Northern Ky.	5	2
281	A	Villanova	6	1
281	A	Villanova	7	6

Xavier

X
a
v
i
e
r

X
a
v
i
e
r

Average RPI Win: 138		WON-LOST	WINNING	LAST 10	STRENGTH OF		OPP. STRENGTH	TEAM	ADJ	CONF.	ADJ CONF.
Average RPI Loss: 72		RECORD	PCT. RANK	GAMES	SCHEDULE		OF SCHEDULE	RPI	RPI	RPI	RPI
DIV. I ONLY		24-25-0	.4898 161	5-5-0	26		103	67	.53692 67	9	9
DIV. I NON-CONF.		10-12-0	.45455 174	1-1-0	1		38	57	.5509 57	10	10
TOTALS		RPI 1-25	RPI 26-50	W-L RECORDS	RPI 51-100		RPI 101-150	RPI 150+			
24-25-0		0-9-0	2-3-0	OVERALL	9-6-0		3-3-0	10-4-0			
12-9-0		0-3-0	0-0-0	HOME	6-4-0		0-1-0	6-1-0			
9-15-0		0-5-0	1-3-0	AWAY	2-2-0		3-2-0	3-3-0			
3-1-0		0-1-0	1-0-0	NEUTRAL	1-0-0		0-0-0	1-0-0			
10-12-0		0-9-0	1-1-0	NON-CONFERENCE	2-1-0		2-1-0	5-0-0			
5-4-0		0-3-0	0-0-0	HOME	1-0-0		0-1-0	4-0-0			
2-7-0		0-5-0	0-0-	AWAY	0-1-0		2-0-0	0-0-0			
3-1-0		0-1-0	1-0-0	NEUTRAL	1-0-0		0-0-0	1-0-0			
14-13-0		0-0-0	1-2-0	CONFERENCE	7-5-0		1-2-0	5-4-0			
7-5-0		0-0-0	0-0-0	HOME	5-4-0		0-0-0	2-1-0			
7-8-0		0-0-0	1-2-0	AWAY	2-1-0		1-2-0	3-3-0			
0-0-0		0-0-0	0-0-0	NEUTRAL	0-0-0		0-0-0	0-0-0			
RPI S	Opponent	Score	RPI S	Opponent	Score	RPI S	Opponent	Score	RPI S	Opponent	Score
1 A	Vanderbilt	3 6	36 N	California	7 5	57 H	LMU (CA)	2 0	115 A	Cal St. Fullerton	11 4
1 A	Vanderbilt	2 6	39 A	Arizona St.	3 4	57 H	LMU (CA)	1 5	125 A	San Francisco	10 1
2 A	UCLA	2 3	47 A	BYU	2 4	57 H	LMU (CA)	5 0	125 A	San Francisco	2 4
2 H	UCLA	5 8	47 A	BYU	7 0	63 H	Saint Mary's (CA)	0 4	125 A	San Francisco	6 9
10 N	Stanford	1 6	47 A	BYU	7 13	63 H	Saint Mary's (CA)	5 7	127 A	Cal Poly	6 5
25 A	UC Santa Barbara	2 3				63 H	Saint Mary's (CA)	8 5	127 H	Cal Poly	7 13
25 A	UC Santa Barbara	4 9				64 H	Minnesota	13 12	155 A	Pacific	2 3
25 H	UC Santa Barbara	2 8				75 H	Gonzaga	3 1	155 A	Pacific	7 3
25 H	UC Santa Barbara	3 5				75 H	Gonzaga	4 2	155 A	Pacific	3 13
						75 H	Gonzaga	2 3	172 A	Portland	12 7
						77 A	Southern California	2 5	172 A	Portland	1 2
						83 N	Wichita St.	13 8	172 A	Portland	4 3
						93 A	San Diego	10 5	201 H	CSUN	9 5
						93 A	San Diego	8 7	231 N	CSU Bakersfield	11 0
						93 A	San Diego	1 5	239 H	UC Davis	4 0
									239 H	UC Davis	15 3
									239 H	UC Davis	1 0
									276 H	Santa Clara	5 4
									276 H	Santa Clara	10 1
									276 H	Santa Clara	2 5
LAST 10 GAMES											
			63 H	Saint Mary's (CA)	0 4	172 A	Portland	12 7			
			63 H	Saint Mary's (CA)	5 7	172 A	Portland	4 3			
			63 H	Saint Mary's (CA)	8 5	127 A	Cal Poly	6 5			
			25 A	UC Santa Barbara	4 9	125 A	San Francisco	10 1			
			172 A	Portland	1 2	125 A	San Francisco	2 4			

Non-Div. I Games:

Pepperdine

Average RPI Win: 92		WON-LOST RECORD		WINNING PCT. RANK		LAST 10 GAMES		STRENGTH OF SCHEDULE		OPP. STRENGTH OF SCHEDULE		TEAM RPI		ADJ RPI		CONF. RPI		ADJ CONF. RPI											
DIV. I ONLY		27-27-0		.5 147		3-7-0		29		20		68		.53691 68		2		2											
DIV. I NON-CONF.		20-11-0		.64516 66		1-1-0		44		15		42		.56413 42		2		2											
TOTALS		RPI 1-25		RPI 26-50		W-L RECORDS		RPI 51-100		RPI 101-150		RPI 150+																	
27-27-0		8-11-0		2-3-0		OVERALL		6-8-0		6-3-0		5-2-0																	
21-11-0		7-5-0		1-2-0		HOME		5-2-0		3-1-0		5-1-0																	
6-16-0		1-6-0		1-1-0		AWAY		1-6-0		3-2-0		0-1-0																	
0-0-0		0-0-0		0-0-0		NEUTRAL		0-0-0		0-0-0		0-0-0																	
20-11-0		5-5-0		0-0-0		NON-CONFERENCE		4-1-0		6-3-0		5-2-0																	
16-4-0		4-2-0		0-0-0		HOME		4-0-0		3-1-0		5-1-0																	
4-7-0		1-3-0		0-0-		AWAY		0-1-0		3-2-0		0-1-0																	
0-0-0		0-0-0		0-0-0		NEUTRAL		0-0-0		0-0-0		0-0-0																	
7-16-0		3-6-0		2-3-0		CONFERENCE		2-7-0		0-0-0		0-0-0																	
5-7-0		3-3-0		1-2-0		HOME		1-2-0		0-0-0		0-0-0																	
2-9-0		0-3-0		1-1-0		AWAY		1-5-0		0-0-0		0-0-0																	
0-0-0		0-0-0		0-0-0		NEUTRAL		0-0-0		0-0-0		0-0-0																	
RPI	S	Opponent		Score		RPI	S	Opponent		Score		RPI	S	Opponent		Score													
6	A	Oklahoma St.		10 11		33	A	Baylor		8 6		53	A	Texas St.		6 7		108	A	Incarnate Word		2 3							
6	A	Oklahoma St.		2 10		33	A	Baylor		5 6		55	A	TCU		2 3		108	H	Incarnate Word		9 0							
6	A	Oklahoma St.		0 15		46	H	Oklahoma		6 4		55	A	TCU		13 1		114	H	UTRGV		4 3							
8	H	Texas Tech		4 3		46	H	Oklahoma		0 13		55	A	TCU		8 12		132	A	Louisiana		6 8							
8	H	Texas Tech		0 3		46	H	Oklahoma		2 4		66	H	Xavier		6 5		132	A	Louisiana		3 1							
8	H	Texas Tech		4 3								66	H	Xavier		6 5		132	A	Louisiana		6 5							
9	H	Arkansas		4 11								66	H	Xavier		6 5		134	H	UTSA		7 10							
9	H	Arkansas		7 6								69	A	Kansas		2 4		140	A	Rice		11 4							
10	A	Stanford		0 9								69	A	Kansas		0 1		140	H	Rice		3 1							
10	A	Stanford		1 8								69	A	Kansas		6 10		159	A	A&M-Corpus Christi		2 8							
10	A	Stanford		4 0								75	H	Sam Houston St.		10 3		214	H	Lamar University		7 2							
10	A	Stanford		2 4								97	H	Kansas St.		4 6		216	H	Purdue		0 4							
15	H	West Virginia		8 9								97	H	Kansas St.		10 2		216	H	Purdue		13 6							
15	H	West Virginia		10 2								97	H	Kansas St.		0 2		216	H	Purdue		7 2							
15	H	West Virginia		2 3														216	H	Purdue		3 0							
18	H	Texas A&M		6 9														249	H	Texas Southern		17 3							
21	H	LSU		8 1																									
21	H	LSU		8 4																									
21	H	LSU		7 6																									
						LAST 10 GAMES																							
						46 H Oklahoma						0 13						69 A Kansas						0 1					
						46 H Oklahoma						6 4						69 A Kansas						2 4					
						46 H Oklahoma						2 4						159 A A&M-Corpus Christi						2 8					
						108 H Incarnate Word						9 0						15 H West Virginia						10 2					
						69 A Kansas						6 10						15 H West Virginia						8 9					

Non-Div. I Games:

Texas

Kansas

RPI	S	Opponent	Score
267	H	Jackson St.	7 8

Kansas

Average RPI Win: 111		WON-LOST	WINNING	LAST 10	STRENGTH OF		OPP. STRENGTH	TEAM	ADJ		CONF.	ADJ CONF.
Average RPI Loss: 65		RECORD	PCT. RANK	GAMES	SCHEDULE		OF SCHEDULE	RPI	RPI		RPI	RPI
DIV. I ONLY		27-29-0	.48214	165	34		42	70	.53679		70	4
DIV. I NON-CONF.		16-9-0	.64	70	25		98	27	.5779		27	3
TOTALS		RPI 1-25	RPI 26-50		W-L RECORDS		RPI 51-100		RPI 101-150		RPI 150+	
27-29-0		1-7-0	6-10-0		OVERALL		10-7-0		0-0-0		10-5-0	
13-13-0		0-5-0	4-6-0		HOME		8-2-0		0-0-0		1-0-0	
14-16-0		1-2-0	2-4-0		AWAY		2-5-0		0-0-0		9-5-0	
0-0-0		0-0-0	0-0-0		NEUTRAL		0-0-0		0-0-0		0-0-0	
16-9-0		1-2-0	2-3-0		NON-CONFERENCE		8-0-0		0-0-0		5-4-0	
10-2-0		0-0-0	2-2-0		HOME		7-0-0		0-0-0		1-0-0	
6-7-0		1-2-0	0-0-		AWAY		1-0-0		0-0-0		4-4-0	
0-0-0		0-0-0	0-0-0		NEUTRAL		0-0-0		0-0-0		0-0-0	
11-20-0		0-5-0	4-7-0		CONFERENCE		2-7-0		0-0-0		5-1-0	
3-11-0		0-5-0	2-4-0		HOME		1-2-0		0-0-0		0-0-0	
8-9-0		0-0-0	2-3-0		AWAY		1-5-0		0-0-0		5-1-0	
0-0-0		0-0-0	0-0-0		NEUTRAL		0-0-0		0-0-0		0-0-0	
RPI S	Opponent	Score	RPI S	Opponent	Score	RPI S	Opponent	Score	RPI S	Opponent	Score	
2 H	UCLA	2 4	28 H	Fresno St.	5 3	52 A	Arizona	6 17	172 A	Portland	3 5	
2 H	UCLA	5 6	28 H	Fresno St.	8 7	52 A	Arizona	8 9	172 H	Portland	4 1	
8 A	Texas Tech	11 12	28 H	Fresno St.	1 5	52 A	Arizona	7 28	180 A	Utah	6 3	
8 A	Texas Tech	4 6	28 H	Fresno St.	2 14	57 H	LMU (CA)	4 3	180 A	Utah	9 6	
8 A	Texas Tech	9 4	29 A	Oregon St.	6 7	57 H	LMU (CA)	6 0	180 A	Utah	9 4	
10 H	Stanford	0 10	29 A	Oregon St.	12 8	57 H	LMU (CA)	7 6	182 A	San Jose St.	3 4	
10 H	Stanford	5 20	29 H	Oregon St.	5 8	63 H	Saint Mary's (CA)	3 2	216 A	UC Riverside	1 3	
10 H	Stanford	4 5	29 H	Oregon St.	3 2	63 H	Saint Mary's (CA)	6 2	221 A	Washington St.	21 3	
			29 H	Oregon St.	1 4	63 H	Saint Mary's (CA)	5 4	221 A	Washington St.	7 8	
			36 A	California	7 8	74 H	Washington	3 19	221 A	Washington St.	11 8	
			36 A	California	5 10	74 H	Washington	3 9	243 A	Hawaii	8 7	
			36 A	California	12 4	74 H	Washington	1 0	243 A	Hawaii	4 3	
			39 H	Arizona St.	2 12	75 A	Gonzaga	7 6	243 A	Hawaii	3 1	
			39 H	Arizona St.	5 4	75 H	Gonzaga	10 3	243 A	Hawaii	6 7	
			39 H	Arizona St.	3 7	77 A	Southern California	2 8	266 A	Utah Valley	12 9	
			47 A	BYU	3 7	77 A	Southern California	6 10				
						77 A	Southern California	10 7				
LAST 10 GAMES												
	2 H UCLA	5 6		77 A Southern California	6 10							
	2 H UCLA	2 4		75 H Gonzaga	10 3							
	216 A UC Riverside	1 3		29 H Oregon St.	3 2							
	77 A Southern California	2 8		29 H Oregon St.	5 8							
	77 A Southern California	10 7		29 H Oregon St.	1 4							

Non-Div. I Games:

Oregon

Average RPI Win:		135	WON-LOST		WINNING		LAST 10		STRENGTH OF		OPP. STRENGTH		TEAM	ADJ		CONF.	ADJ CONF.	
Average RPI Loss:		94	RECORD		PCT. RANK		GAMES		SCHEDULE		OF SCHEDULE		RPI	RPI		RPI	RPI	
DIV. I ONLY			35-24-0		.59322		71		7-3-0		107		58		71		.53676	
DIV. I NON-CONF.			14-11-0		.56		109		0-1-0		89		17		98		.52674	
TOTALS		RPI 1-25		RPI 26-50		W-L RECORDS		RPI 51-100		RPI 101-150		RPI 150+						
35-24-0		3-7-0		0-0-0		OVERALL		10-7-0		8-5-0		14-5-0						
18-10-0		2-4-0		0-0-0		HOME		4-4-0		3-1-0		9-1-0						
14-13-0		1-3-0		0-0-0		AWAY		5-2-0		3-4-0		5-4-0						
3-1-0		0-0-0		0-0-0		NEUTRAL		1-1-0		2-0-0		0-0-0						
14-11-0		3-7-0		0-0-0		NON-CONFERENCE		2-1-0		2-0-0		7-3-0						
10-6-0		2-4-0		0-0-0		HOME		1-1-0		1-0-0		6-1-0						
4-5-0		1-3-0		0-0-		AWAY		1-0-0		1-0-0		1-2-0						
0-0-0		0-0-0		0-0-0		NEUTRAL		0-0-0		0-0-0		0-0-0						
21-13-0		0-0-0		0-0-0		CONFERENCE		8-6-0		6-5-0		7-2-0						
8-4-0		0-0-0		0-0-0		HOME		3-3-0		2-1-0		3-0-0						
10-8-0		0-0-0		0-0-0		AWAY		4-2-0		2-4-0		4-2-0						
3-1-0		0-0-0		0-0-0		NEUTRAL		1-1-0		2-0-0		0-0-0						
RPI	S	Opponent		Score		RPI	S	Opponent		Score		RPI	S	Opponent		Score		
4	H	Georgia		10	7				53	H	Texas St.	12	0	102	A	Troy	11	3
4	H	Georgia		2	4				53	H	Texas St.	4	14	102	A	Troy	4	5
4	H	Georgia		1	3				53	H	Texas St.	2	8	102	A	Troy	3	10
11	A	Auburn		3	4				60	A	Coastal Caro.	13	12	102	N	Troy	1	0
11	A	Auburn		2	11				60	A	Coastal Caro.	7	9	104	H	South Alabama	9	2
11	A	Auburn		7	5				60	A	Coastal Caro.	9	2	104	H	South Alabama	16	12
12	A	Georgia Tech		6	7				60	N	Coastal Caro.	7	9	104	H	South Alabama	2	6
15	H	West Virginia		1	0				92	A	Col. of Charleston	8	0	107	A	Mercer	7	3
15	H	West Virginia		1	5				92	H	Col. of Charleston	3	1	107	H	Mercer	13	3
15	H	West Virginia		1	3				92	H	Col. of Charleston	1	5	132	N	Louisiana	6	5
									94	A	UT Arlington	15	8	136	A	La.-Monroe	2	4
									94	A	UT Arlington	5	3	136	A	La.-Monroe	5	8
									94	A	UT Arlington	5	12	136	A	La.-Monroe	9	8
									96	H	Little Rock	10	11	152	H	Presbyterian	10	5
									96	H	Little Rock	7	6	167	H	Arkansas St.	17	6
									96	H	Little Rock	15	10	167	H	Arkansas St.	11	6
									96	N	Little Rock	10	3	167	H	Arkansas St.	10	6
														174	A	Kennesaw St.	10	11
														174	H	Kennesaw St.	7	2
														189	A	Appalachian St.	3	0
														189	A	Appalachian St.	6	2
														189	A	Appalachian St.	5	9
														232	A	Georgia St.	7	15
														232	A	Georgia St.	4	3
														232	A	Georgia St.	7	2
														244	A	Charleston So.	2	3
														244	H	Charleston So.	7	4
				LAST 10 GAMES														
				60	N	Coastal Caro.	7	9	232	A	Georgia St.	7	2	232	A	Georgia St.	7	15
				102	N	Troy	1	0	232	A	Georgia St.	4	3	232	A	Georgia St.	4	3
				96	N	Little Rock	10	3	174	A	Kennesaw St.	10	11	232	A	Georgia St.	7	2
				132	N	Louisiana	6	5	167	H	Arkansas St.	11	6	244	A	Charleston So.	2	3
				232	A	Georgia St.	7	15	167	H	Arkansas St.	17	6	244	H	Charleston So.	7	4

Non-Div. I Games:

Ga. Southern

RPI	S	Opponent	Score	
257	H	UNC Asheville	14	0
257	H	UNC Asheville	9	14
257	H	UNC Asheville	5	1
270	A	The Citadel	6	2
270	H	The Citadel	5	3

Ga. Southern

G
a
.
S
o
u
t
h
e
r
n

G
a
.
S
o
u
t
h
e
r
n

Average RPI Win: 179		WON-LOST RECORD	WINNING PCT. RANK	LAST 10 GAMES	STRENGTH OF SCHEDULE	OPP. STRENGTH OF SCHEDULE	TEAM RPI	ADJ RPI	CONF. RPI	ADJ CONF. RPI					
Average RPI Loss: 113															
DIV. I ONLY		41-19-0	.68333	23	6-4-0	195	117	72	.53503	72	16	16			
DIV. I NON-CONF.		20-12-0	.625	79	0-1-0	226	66	123	.511	123	18	18			
<hr/>															
TOTALS		RPI 1-25		RPI 26-50		W-L RECORDS		RPI 51-100		RPI 101-150		RPI 150+			
41-19-0		0-2-0		0-2-0		OVERALL		6-2-0		9-10-0		26-3-0			
25-7-0		0-1-0		0-1-0		HOME		5-2-0		1-1-0		19-2-0			
14-10-0		0-1-0		0-1-0		AWAY		1-0-0		7-7-0		6-1-0			
2-2-0		0-0-0		0-0-0		NEUTRAL		0-0-0		1-2-0		1-0-0			
<hr/>															
20-12-0		0-2-0		0-2-0		NON-CONFERENCE		3-2-0		3-4-0		14-2-0			
13-7-0		0-1-0		0-1-0		HOME		2-2-0		1-1-0		10-2-0			
7-5-0		0-1-0		0-0-		AWAY		1-0-0		2-3-0		4-0-0			
0-0-0		0-0-0		0-0-0		NEUTRAL		0-0-0		0-0-0		0-0-0			
<hr/>															
21-7-0		0-0-0		0-0-0		CONFERENCE		3-0-0		6-6-0		12-1-0			
12-0-0		0-0-0		0-0-0		HOME		3-0-0		0-0-0		9-0-0			
7-5-0		0-0-0		0-0-0		AWAY		0-0-0		5-4-0		2-1-0			
2-2-0		0-0-0		0-0-0		NEUTRAL		0-0-0		1-2-0		1-0-0			
<hr/>															
RPI	S	Opponent	Score		RPI	S	Opponent	Score		RPI	S	Opponent	Score		
1	A	Vanderbilt	6	11	44	A	Alabama	2	4	66	H	Xavier	10	7	
3	H	Mississippi St.	4	6	44	H	Alabama	2	21	66	H	Xavier	1	7	
										66	H	Xavier	10	9	
										81	A	Jacksonville St.	5	3	
										81	H	Jacksonville St.	5	11	
										88	H	UNC Greensboro	7	3	
										88	H	UNC Greensboro	3	2	
										88	H	UNC Greensboro	14	0	
										117	A	South Fla.	1	4	
										117	A	South Fla.	4	7	
										117	A	South Fla.	7	3	
										133	A	UAB	0	9	
										133	H	UAB	2	7	
										137	A	Wofford	11	4	
										137	A	Wofford	6	1	
										137	A	Wofford	5	8	
										137	N	Wofford	2	5	
										149	A	ETSU	5	1	
										149	A	ETSU	9	1	
										149	A	ETSU	1	2	
										173	H	Furman	14	4	
										173	H	Furman	8	4	
										173	H	Furman	3	0	
										174	H	Kennesaw St.	3	2	
										174	H	Kennesaw St.	6	3	
										174	H	Kennesaw St.	6	5	
										202	H	UT Martin	1	3	
										202	H	UT Martin	6	3	
<hr/>															
LAST 10 GAMES					LAST 10 GAMES					LAST 10 GAMES			LAST 10 GAMES		

Non-Div. I Games:

Samford

RPI	S	Opponent	Score	
202	H	UT Martin	14	4
207	H	Western Caro.	4	2
207	H	Western Caro.	5	3
207	H	Western Caro.	16	4
207	N	Western Caro.	5	4
208	H	Maine	4	6
208	H	Maine	4	0
208	H	Maine	5	2
232	A	Georgia St.	13	2
232	A	Georgia St.	2	1
232	A	Georgia St.	8	6
241	H	North Ala.	9	1
251	A	VMI	4	0
251	A	VMI	13	4
251	A	VMI	4	5
264	A	Alabama St.	10	5
264	H	Alabama St.	8	3
270	H	The Citadel	10	3
270	H	The Citadel	8	4
270	H	The Citadel	6	2
290	H	Alabama A&M	4	2

Samford

S
a
m
f
o
r
d

S
a
m
f
o
r
d

Average RPI Win: 130		WON-LOST	WINNING	LAST 10	STRENGTH OF		OPP. STRENGTH	TEAM	ADJ		CONF.	ADJ CONF.
Average RPI Loss: 74		RECORD	PCT. RANK	GAMES	SCHEDULE		OF SCHEDULE	RPI	RPI		RPI	RPI
DIV. I ONLY		29-29-0	.5 147	6-4-0	41		77	73	.53403 73		7	7
DIV. I NON-CONF.		16-15-0	.51613 142	1-0-0	57		76	85	.53156 85		7	7
TOTALS		RPI 1-25	RPI 26-50		W-L RECORDS		RPI 51-100		RPI 101-150		RPI 150+	
29-29-0		0-11-0	4-3-0		OVERALL		7-5-0		7-6-0		11-4-0	
11-15-0		0-10-0	1-2-0		HOME		2-0-0		4-2-0		4-1-0	
16-11-0		0-0-0	2-1-0		AWAY		4-4-0		3-3-0		7-3-0	
2-3-0		0-1-0	1-0-0		NEUTRAL		1-1-0		0-1-0		0-0-0	
16-15-0		0-7-0	0-0-0		NON-CONFERENCE		6-3-0		1-2-0		9-3-0	
6-8-0		0-7-0	0-0-0		HOME		2-0-0		0-0-0		4-1-0	
9-6-0		0-0-0	0-0-0		AWAY		3-2-0		1-2-0		5-2-0	
1-1-0		0-0-0	0-0-0		NEUTRAL		1-1-0		0-0-0		0-0-0	
13-14-0		0-4-0	4-3-0		CONFERENCE		1-2-0		6-4-0		2-1-0	
5-7-0		0-3-0	1-2-0		HOME		0-0-0		4-2-0		0-0-0	
7-5-0		0-0-0	2-1-0		AWAY		1-2-0		2-1-0		2-1-0	
1-2-0		0-1-0	1-0-0		NEUTRAL		0-0-0		0-1-0		0-0-0	
RPI S	Opponent	Score	RPI S	Opponent	Score	RPI S	Opponent	Score	RPI S	Opponent	Score	
7 H	East Carolina	0 3	35 A	Illinois	4 2	51 N	Campbell	6 10	106 H	Iowa	10 8	
7 H	East Carolina	0 9	35 A	Illinois	8 4	59 A	VCU	4 3	106 H	Iowa	8 4	
7 H	East Carolina	1 2	35 A	Illinois	1 5	59 H	VCU	10 5	106 H	Iowa	8 6	
15 H	West Virginia	1 8	35 N	Illinois	6 2	59 N	VCU	5 3	118 H	Ohio St.	1 5	
19 H	Michigan	1 13	38 H	Indiana	4 19	60 A	Coastal Caro.	2 7	118 H	Ohio St.	9 10	
19 H	Michigan	4 10	38 H	Indiana	5 20	64 A	Minnesota	3 9	118 H	Ohio St.	14 8	
19 H	Michigan	7 10	38 H	Indiana	2 0	64 A	Minnesota	7 3	118 N	Ohio St.	2 3	
19 N	Michigan	4 10				64 A	Minnesota	1 2	120 A	Northwestern	12 10	
20 H	Creighton	3 5				85 A	William & Mary	1 8	120 A	Northwestern	7 13	
20 H	Creighton	2 3				85 H	William & Mary	16 10	120 A	Northwestern	13 8	
20 H	Creighton	6 8				99 A	Elon	11 4	132 A	Louisiana	4 2	
						99 A	Elon	12 4	132 A	Louisiana	1 2	
									132 A	Louisiana	3 4	
									163 A	James Madison	6 5	
									163 H	James Madison	1 14	
									183 A	Stetson	7 12	
									183 A	Stetson	7 0	
									183 A	Stetson	8 4	
									191 A	Penn St.	5 2	
									191 A	Penn St.	6 4	
									191 A	Penn St.	7 10	
									208 H	Maine	5 3	
									208 H	Maine	9 6	
									208 H	Maine	4 0	
									233 A	Delaware	11 6	
									233 H	Delaware	11 6	
									260 A	George Mason	5 9	
			LAST 10 GAMES									
			19 N	Michigan	4 10	106 H	Iowa	8 6				
			118 N	Ohio St.	2 3	163 A	James Madison	6 5				
			35 N	Illinois	6 2	64 A	Minnesota	1 2				
			106 H	Iowa	10 8	64 A	Minnesota	3 9				
			106 H	Iowa	8 4	64 A	Minnesota	7 3				

Non-Div. I Games:

Maryland

RPI	S	Opponent	Score
281	A	Villanova	5 2

Maryland

Average RPI Win: 152		WON-LOST	WINNING	LAST 10	STRENGTH OF		OPP. STRENGTH	TEAM	ADJ	CONF.	ADJ CONF.
Average RPI Loss: 44		RECORD	PCT. RANK	GAMES	SCHEDULE		OF SCHEDULE	RPI	RPI	RPI	RPI
DIV. I ONLY		28-24-0	.53846	123	5-5-0		66	56	74	.53347	74
DIV. I NON-CONF.		16-7-0	.69565	43	2-0-0		119	207	55	.55196	55
TOTALS		RPI 1-25	RPI 26-50		W-L RECORDS		RPI 51-100		RPI 101-150		RPI 150+
28-24-0		0-6-0	3-9-0		OVERALL		7-8-0		5-0-0		13-1-0
16-8-0		0-0-0	3-8-0		HOME		3-0-0		5-0-0		5-0-0
8-14-0		0-6-0	0-0-0		AWAY		3-7-0		0-0-0		5-1-0
4-2-0		0-0-0	0-1-0		NEUTRAL		1-1-0		0-0-0		3-0-0
16-7-0		0-0-0	1-3-0		NON-CONFERENCE		2-4-0		5-0-0		8-0-0
8-2-0		0-0-0	1-2-0		HOME		0-0-0		5-0-0		2-0-0
4-3-0		0-0-0	0-0-		AWAY		1-3-0		0-0-0		3-0-0
4-2-0		0-0-0	0-1-0		NEUTRAL		1-1-0		0-0-0		3-0-0
12-17-0		0-6-0	2-6-0		CONFERENCE		5-4-0		0-0-0		5-1-0
8-6-0		0-0-0	2-6-0		HOME		3-0-0		0-0-0		3-0-0
4-11-0		0-6-0	0-0-0		AWAY		2-4-0		0-0-0		2-1-0
0-0-0		0-0-0	0-0-0		NEUTRAL		0-0-0		0-0-0		0-0-0
RPI S	Opponent	Score	RPI S	Opponent	Score	RPI S	Opponent	Score	RPI S	Opponent	Score
2 A	UCLA	0 4	29 H	Oregon St.	0 1	52 A	Arizona	3 9	111 H	New Mexico St.	10 7
2 A	UCLA	3 8	29 H	Oregon St.	7 10	52 A	Arizona	2 14	124 H	California Baptist	3 2
2 A	UCLA	2 14	29 H	Oregon St.	3 4	52 A	Arizona	4 7	127 H	Cal Poly	9 3
10 A	Stanford	2 3	36 H	California	8 18	58 A	UC Irvine	4 6	127 H	Cal Poly	11 7
10 A	Stanford	2 8	36 H	California	3 4	58 A	UC Irvine	9 5	127 H	Cal Poly	5 0
10 A	Stanford	1 6	38 N	Indiana	0 1	58 A	UC Irvine	1 2	172 A	Portland	8 3
			39 H	Arizona St.	6 11	60 N	Coastal Caro.	2 5	172 H	Portland	10 8
			39 H	Arizona St.	10 6	64 N	Minnesota	7 5	180 H	Utah	4 2
			39 H	Arizona St.	10 9	70 A	Oregon	19 3	180 H	Utah	5 4
			47 H	BYU	0 4	70 A	Oregon	0 1	180 H	Utah	12 5
			47 H	BYU	1 0	70 A	Oregon	9 3	221 A	Washington St.	7 2
			47 H	BYU	3 7	75 A	Gonzaga	4 5	221 A	Washington St.	10 2
						77 H	Southern California	4 3	221 A	Washington St.	2 13
						77 H	Southern California	7 1	276 A	Santa Clara	11 1
						77 H	Southern California	3 2	277 A	Seattle U	6 3
									277 H	Seattle U	6 1
									286 N	Northern Colo.	11 1
									286 N	Northern Colo.	25 8
									286 N	Northern Colo.	3 2
LAST 10 GAMES											
			36 H	California	3 4	111 H	New Mexico St.	10 7			
			36 H	California	8 18	180 H	Utah	4 2			
			2 A	UCLA	2 14	180 H	Utah	5 4			
			2 A	UCLA	0 4	180 H	Utah	12 5			
			2 A	UCLA	3 8	172 H	Portland	10 8			

Non-Div. I Games:

Washington

Average RPI Win: 124		WON-LOST RECORD		WINNING PCT. RANK		LAST 10 GAMES		STRENGTH OF SCHEDULE		OPP. STRENGTH OF SCHEDULE		TEAM RPI		ADJ RPI		CONF. RPI		ADJ CONF. RPI					
DIV. I ONLY		31-24-0		.56364 97		6-4-0		119		72		75		.53285 75		9		9					
DIV. I NON-CONF.		12-13-0		.48 156		3-1-0		224		6		142		.49984 142		10		10					
TOTALS		RPI 1-25		RPI 26-50		W-L RECORDS		RPI 51-100		RPI 101-150		RPI 150+											
31-24-0		1-3-0		6-2-0		OVERALL		8-11-0		3-0-0		13-8-0											
13-6-0		0-0-0		0-0-0		HOME		4-4-0		3-0-0		6-2-0											
16-13-0		1-3-0		5-1-0		AWAY		3-4-0		0-0-0		7-5-0											
2-5-0		0-0-0		1-1-0		NEUTRAL		1-3-0		0-0-0		0-1-0											
12-13-0		1-3-0		3-1-0		NON-CONFERENCE		2-3-0		0-0-0		6-6-0											
5-2-0		0-0-0		0-0-0		HOME		1-1-0		0-0-0		4-1-0											
6-8-0		1-3-0		3-0-		AWAY		0-1-0		0-0-0		2-4-0											
1-3-0		0-0-0		0-1-0		NEUTRAL		1-1-0		0-0-0		0-1-0											
19-11-0		0-0-0		3-1-0		CONFERENCE		6-8-0		3-0-0		7-2-0											
8-4-0		0-0-0		0-0-0		HOME		3-3-0		3-0-0		2-1-0											
10-5-0		0-0-0		2-1-0		AWAY		3-3-0		0-0-0		5-1-0											
1-2-0		0-0-0		1-0-0		NEUTRAL		0-2-0		0-0-0		0-0-0											
RPI	S	Opponent		Score		RPI	S	Opponent		Score		RPI	S	Opponent		Score		RPI	S	Opponent		Score	
10	A	Stanford		10	11	29	A	Oregon St.		6	3	57	A	LMU (CA)		4	1	125	H	San Francisco		15	8
18	A	Texas A&M		1	3	29	N	Oregon St.		3	9	57	A	LMU (CA)		1	8	125	H	San Francisco		12	3
18	A	Texas A&M		6	4	43	A	Southern Miss.		4	2	57	A	LMU (CA)		1	0	125	H	San Francisco		14	3
18	A	Texas A&M		2	14	43	A	Southern Miss.		10	8	63	H	Saint Mary's (CA)		0	12	155	H	Pacific		9	7
						47	A	BYU		4	2	63	H	Saint Mary's (CA)		3	17	155	H	Pacific		0	6
						47	A	BYU		4	7	63	H	Saint Mary's (CA)		12	3	155	H	Pacific		3	0
						47	A	BYU		4	2	63	N	Saint Mary's (CA)		3	4	168	N	New Mexico		4	6
						47	N	BYU		3	1	63	N	Saint Mary's (CA)		3	7	172	A	Portland		19	3
												64	N	Minnesota		5	8	172	A	Portland		4	3
												64	N	Minnesota		6	5	172	A	Portland		4	2
												67	A	Pepperdine		2	4	180	A	Utah		5	3
												67	A	Pepperdine		1	3	201	A	CSUN		12	15
												67	A	Pepperdine		3	2	201	A	CSUN		4	7
												70	A	Oregon		3	10	201	A	CSUN		0	3
												70	H	Oregon		6	7	201	A	CSUN		10	8
												74	H	Washington		5	4	214	H	Lamar University		22	4
												93	H	San Diego		15	3	214	H	Lamar University		16	0
												93	H	San Diego		11	9	214	H	Lamar University		7	6
												93	H	San Diego		2	4	221	A	Washington St.		10	12
																		221	H	Washington St.		5	9
																		221	H	Washington St.		8	5
																		276	A	Santa Clara		10	2
																		276	A	Santa Clara		0	4
																		276	A	Santa Clara		6	5
LAST 10 GAMES																							
						63	N	Saint Mary's (CA)		3	4	57	A	LMU (CA)		1	0	276	A	Santa Clara		0	4
						47	N	BYU		3	1	70	A	Oregon		3	10	276	A	Santa Clara		6	5
						63	N	Saint Mary's (CA)		3	7	214	H	Lamar University		22	4						
						57	A	LMU (CA)		4	1	214	H	Lamar University		16	0						
						57	A	LMU (CA)		1	8	214	H	Lamar University		7	6						

Non-Div. I Games:

Gonzaga

Average RPI Win: 136		WON-LOST	WINNING	LAST 10	STRENGTH OF		OPP. STRENGTH	TEAM	ADJ		CONF.	ADJ CONF.
Average RPI Loss: 88		RECORD	PCT. RANK	GAMES	SCHEDULE		OF SCHEDULE	RPI	RPI		RPI	RPI
DIV. I ONLY		31-25-0	.55357	104	4-6-0		76	74	75		.53285	75
DIV. I NON-CONF.		11-13-0	.45833	172	0-2-0		37	2	103		.52429	103
TOTALS		RPI 1-25	RPI 26-50		W-L RECORDS		RPI 51-100		RPI 101-150		RPI 150+	
31-25-0		0-2-0	5-5-0		OVERALL		4-7-0		8-7-0		14-4-0	
18-8-0		0-1-0	4-2-0		HOME		2-1-0		7-3-0		5-1-0	
11-12-0		0-0-0	0-2-0		AWAY		2-5-0		1-3-0		8-2-0	
2-5-0		0-1-0	1-1-0		NEUTRAL		0-1-0		0-1-0		1-1-0	
11-13-0		0-2-0	5-5-0		NON-CONFERENCE		0-5-0		4-1-0		2-0-0	
7-4-0		0-1-0	4-2-0		HOME		0-0-0		3-1-0		0-0-0	
2-6-0		0-0-0	0-0-0		AWAY		0-4-0		1-0-0		1-0-0	
2-3-0		0-1-0	1-1-0		NEUTRAL		0-1-0		0-0-0		1-0-0	
20-12-0		0-0-0	0-0-0		CONFERENCE		4-2-0		4-6-0		12-4-0	
11-4-0		0-0-0	0-0-0		HOME		2-1-0		4-2-0		5-1-0	
9-6-0		0-0-0	0-0-0		AWAY		2-1-0		0-3-0		7-2-0	
0-2-0		0-0-0	0-0-0		NEUTRAL		0-0-0		0-1-0		0-1-0	
RPI S	Opponent	Score	RPI S	Opponent	Score	RPI S	Opponent	Score	RPI S	Opponent	Score	
3 N	Mississippi St.	4 5	27 H	UConn	6 5	52 A	Arizona	7 14	108 H	Incarnate Word	13 8	
18 H	Texas A&M	5 15	27 H	UConn	4 9	52 A	Arizona	2 16	108 H	Incarnate Word	2 8	
			27 H	UConn	8 5	61 A	Louisiana Tech	0 7	108 H	Incarnate Word	10 4	
			33 A	Baylor	6 9	65 N	Virginia Tech	2 3	108 N	Incarnate Word	2 3	
			33 H	Baylor	8 7	68 A	Texas	3 10	121 H	Northwestern St.	11 5	
			37 H	Fla. Atlantic	12 11	84 A	Southeastern La.	14 5	121 H	Northwestern St.	5 4	
			40 N	Nebraska	11 10	84 A	Southeastern La.	0 3	121 H	Northwestern St.	4 9	
			45 A	Houston	1 2	84 A	Southeastern La.	11 7	129 A	Central Ark.	1 4	
			45 H	Houston	7 12	90 H	McNeese	5 4	129 A	Central Ark.	2 6	
			45 N	Houston	3 9	90 H	McNeese	3 4	129 A	Central Ark.	1 6	
						90 H	McNeese	6 3	132 H	Louisiana	9 8	
									132 H	Louisiana	9 2	
									132 H	Louisiana	7 5	
									140 A	Rice	10 9	
									140 H	Rice	5 11	
									158 A	New Orleans	6 2	
									158 A	New Orleans	4 6	
									158 A	New Orleans	8 2	
									159 H	A&M-Corpus Christi	4 8	
									159 H	A&M-Corpus Christi	12 2	
									159 H	A&M-Corpus Christi	11 5	
									159 N	A&M-Corpus Christi	1 2	
									176 A	SFA	6 3	
									176 A	SFA	4 2	
									176 A	SFA	7 12	
									183 A	Stetson	4 3	
									214 H	Lamar University	8 4	
			LAST 10 GAMES									
			108 N	Incarnate Word	2 3	52 A	Arizona	2 16				
			159 N	A&M-Corpus Christi	1 2	52 A	Arizona	7 14				
			121 H	Northwestern St.	4 9	84 A	Southeastern La.	14 5				
			121 H	Northwestern St.	5 4	84 A	Southeastern La.	11 7				
			121 H	Northwestern St.	11 5	84 A	Southeastern La.	0 3				

Non-Div. I Games:

Sam Houston St.

RPI	S	Opponent	Score	
214	H	Lamar University	15	6
214	H	Lamar University	6	5
220	A	Houston Baptist	7	4
220	A	Houston Baptist	17	5
220	A	Houston Baptist	6	3
228	N	Manhattan	12	7

Sam Houston St.

S
a
m
H
o
u
s
t
o
n
S
t
.

S
a
m
H
o
u
s
t
o
n
S
t
.

Average RPI Win:		98	WON-LOST RECORD		WINNING PCT. RANK	LAST 10 GAMES		STRENGTH OF SCHEDULE		OPP. STRENGTH OF SCHEDULE	TEAM RPI	ADJ RPI	CONF. RPI	ADJ CONF. RPI			
DIV. I ONLY			25-29-1		.46364	185		5-5-0		18	38	77	.53241	77	4	4	
DIV. I NON-CONF.			12-13-0		.48	156		1-1-0		10	77	90	.52814	90	3	3	
TOTALS		RPI 1-25		RPI 26-50		W-L RECORDS		RPI 51-100		RPI 101-150		RPI 150+					
25-29-1		4-10-0		6-3-0		OVERALL		4-9-0		4-4-0		7-3-1					
16-15-1		4-8-0		2-1-0		HOME		3-3-0		2-2-0		5-1-1					
9-13-0		0-1-0		4-2-0		AWAY		1-6-0		2-2-0		2-2-0					
0-1-0		0-1-0		0-0-0		NEUTRAL		0-0-0		0-0-0		0-0-0					
12-13-0		2-5-0		0-0-0		NON-CONFERENCE		2-3-0		4-4-0		4-1-0					
8-9-0		2-4-0		0-0-0		HOME		1-2-0		2-2-0		3-1-0					
4-4-0		0-1-0		0-0-		AWAY		1-1-0		2-2-0		1-0-0					
0-0-0		0-0-0		0-0-0		NEUTRAL		0-0-0		0-0-0		0-0-0					
13-16-1		2-5-0		6-3-0		CONFERENCE		2-6-0		0-0-0		3-2-1					
8-6-1		2-4-0		2-1-0		HOME		2-1-0		0-0-0		2-0-1					
5-9-0		0-0-0		4-2-0		AWAY		0-5-0		0-0-0		1-2-0					
0-1-0		0-1-0		0-0-0		NEUTRAL		0-0-0		0-0-0		0-0-0					
RPI	S	Opponent		Score		RPI	S	Opponent		Score		RPI	S	Opponent		Score	
2	H	UCLA		2	9	29	A	Oregon St.		2	5	52	A	Arizona		4	12
2	H	UCLA		1	7	29	A	Oregon St.		2	0	52	A	Arizona		5	8
2	H	UCLA		7	2	29	A	Oregon St.		5	0	57	A	LMU (CA)		3	2
2	N	UCLA		5	7	36	A	California		8	9	57	H	LMU (CA)		5	14
6	H	Oklahoma St.		6	11	36	A	California		9	4	58	A	UC Irvine		4	7
9	H	Arkansas		6	8	36	A	California		1	0	58	H	UC Irvine		9	12
9	H	Arkansas		3	6	39	H	Arizona St.		8	11	67	H	Pepperdine		5	2
9	H	Arkansas		6	4	39	H	Arizona St.		10	6	70	H	Oregon		8	2
10	H	Stanford		4	7	39	H	Arizona St.		7	3	70	H	Oregon		7	10
10	H	Stanford		3	8							70	H	Oregon		10	6
10	H	Stanford		4	2							74	A	Washington		1	7
19	H	Michigan		4	1							74	A	Washington		3	4
25	A	UC Santa Barbara		4	10							74	A	Washington		2	3
25	H	UC Santa Barbara		1	2												

Non-Div. I Games:

Southern California

Average RPI Win: 153		WON-LOST	WINNING	LAST 10	STRENGTH OF		OPP. STRENGTH	TEAM	ADJ	CONF.	ADJ CONF.
Average RPI Loss: 99		RECORD	PCT. RANK	GAMES	SCHEDULE		OF SCHEDULE	RPI	RPI	RPI	RPI
DIV. I ONLY		32-27-0	.54237	121	64		120	78	.53235	78	13
DIV. I NON-CONF.		17-14-0	.54839	117	46		60	65	.54462	65	15
TOTALS		RPI 1-25	RPI 26-50		W-L RECORDS		RPI 51-100		RPI 101-150		RPI 150+
32-27-0		0-3-0	6-9-0		OVERALL		4-2-0		3-7-0		19-6-0
19-8-0		0-3-0	2-3-0		HOME		3-0-0		1-0-0		13-2-0
11-17-0		0-0-0	3-5-0		AWAY		1-2-0		2-7-0		5-3-0
2-2-0		0-0-0	1-1-0		NEUTRAL		0-0-0		0-0-0		1-1-0
17-14-0		0-3-0	3-7-0		NON-CONFERENCE		4-2-0		2-2-0		8-0-0
10-5-0		0-3-0	0-2-0		HOME		3-0-0		1-0-0		6-0-0
7-9-0		0-0-0	3-0-		AWAY		1-2-0		1-2-0		2-0-0
0-0-0		0-0-0	0-0-0		NEUTRAL		0-0-0		0-0-0		0-0-0
15-13-0		0-0-0	3-2-0		CONFERENCE		0-0-0		1-5-0		11-6-0
9-3-0		0-0-0	2-1-0		HOME		0-0-0		0-0-0		7-2-0
4-8-0		0-0-0	0-0-0		AWAY		0-0-0		1-5-0		3-3-0
2-2-0		0-0-0	1-1-0		NEUTRAL		0-0-0		0-0-0		1-1-0
RPI S	Opponent	Score	RPI S	Opponent	Score	RPI S	Opponent	Score	RPI S	Opponent	Score
24 H	Indiana St.	1 7	30 A	Florida	8 13	81 H	Jacksonville St.	2 1	109 A	North Florida	3 11
24 H	Indiana St.	3 8	30 A	Florida	4 8	81 H	Jacksonville St.	5 2	109 A	North Florida	10 8
24 H	Indiana St.	7 13	30 H	Florida	4 5	81 H	Jacksonville St.	16 7	109 A	North Florida	2 3
			32 A	Florida St.	0 3	88 A	UNC Greensboro	4 5	117 H	South Fla.	8 7
			32 A	Florida St.	3 2	88 A	UNC Greensboro	3 13	123 A	Austin Peay	3 8
			32 A	Florida St.	3 2	88 A	UNC Greensboro	8 4	123 A	Austin Peay	11 3
			42 H	Liberty	7 4				123 A	Austin Peay	1 12
			42 H	Liberty	1 4				128 A	FGCU	1 2
			42 H	Liberty	8 3				128 A	FGCU	1 3
			42 N	Liberty	9 6				128 A	FGCU	1 12
			42 N	Liberty	2 5				165 H	Lipscomb	5 4
			48 A	UCF	0 3				165 H	Lipscomb	3 2
			48 A	UCF	8 5				165 H	Lipscomb	6 5
			48 A	UCF	4 6				165 N	Lipscomb	12 11
			48 H	UCF	2 8				174 A	Kennesaw St.	0 10
									174 A	Kennesaw St.	10 13
									174 A	Kennesaw St.	9 6
									183 H	Stetson	6 1
									183 H	Stetson	13 0
									183 H	Stetson	2 1
									183 N	Stetson	1 6
									224 A	NJIT	5 2
									224 A	NJIT	6 5
									224 A	NJIT	2 5
									227 H	Brown	11 2
									227 H	Brown	6 2
									227 H	Brown	15 0
LAST 10 GAMES			42 N	Liberty	2 5	174 A	Kennesaw St.	0 10			
			183 N	Stetson	1 6	174 A	Kennesaw St.	9 6			
			42 N	Liberty	9 6	183 H	Stetson	6 1			
			165 N	Lipscomb	12 11	183 H	Stetson	2 1			
			174 A	Kennesaw St.	10 13	183 H	Stetson	13 0			

Non-Div. I Games:

Jacksonville

Jacksonville

[illegible]

Non-Div. I Games:

San Diego St.

S
a
n
D
i
e
g
o
s
t
.

S
a
n
D
i
e
g
o
S
t
.

San Diego St.

Average RPI Win: 144		WON-LOST	WINNING	LAST 10	STRENGTH OF		OPP. STRENGTH	TEAM	ADJ		CONF.	ADJ CONF.			
Average RPI Loss: 114		RECORD	PCT. RANK	GAMES	SCHEDULE		OF SCHEDULE	RPI	RPI		RPI	RPI			
DIV. I ONLY		35-21-0	.625	52	7-3-0		122	99	80	.53195	80	11	11		
DIV. I NON-CONF.		19-5-0	.79167	12	1-0-0		159	104	37	.56664	37	11	11		
TOTALS		RPI 1-25	RPI 26-50		W-L RECORDS		RPI 51-100		RPI 101-150		RPI 150+				
35-21-0		0-1-0	2-5-0		OVERALL		10-2-0		5-8-0		18-5-0				
22-10-0		0-1-0	0-0-0		HOME		6-1-0		1-5-0		15-3-0				
13-9-0		0-0-0	2-5-0		AWAY		4-1-0		4-2-0		3-1-0				
0-2-0		0-0-0	0-0-0		NEUTRAL		0-0-0		0-1-0		0-1-0				
19-5-0		0-1-0	0-1-0		NON-CONFERENCE		8-1-0		1-2-0		10-0-0				
14-3-0		0-1-0	0-0-0		HOME		4-0-0		1-2-0		9-0-0				
5-2-0		0-0-0	0-0-		AWAY		4-1-0		0-0-0		1-0-0				
0-0-0		0-0-0	0-0-0		NEUTRAL		0-0-0		0-0-0		0-0-0				
16-16-0		0-0-0	2-4-0		CONFERENCE		2-1-0		4-6-0		8-5-0				
8-7-0		0-0-0	0-0-0		HOME		2-1-0		0-3-0		6-3-0				
8-7-0		0-0-0	2-4-0		AWAY		0-0-0		4-2-0		2-1-0				
0-2-0		0-0-0	0-0-0		NEUTRAL		0-0-0		0-1-0		0-1-0				
RPI S	Opponent	Score		RPI S	Opponent	Score		RPI S	Opponent	Score		RPI S	Opponent	Score	
7	H East Carolina	7	10	37	A Fla. Atlantic	7	8	51	H Campbell	4	3	133	A UAB	5	6
				37	A Fla. Atlantic	7	2	59	A VCU	7	5	133	A UAB	14	7
				37	A Fla. Atlantic	12	6	59	H VCU	6	5	133	A UAB	9	5
				43	A Southern Miss.	0	11	61	H Louisiana Tech	2	4	134	A UTSA	10	6
				43	A Southern Miss.	4	14	61	H Louisiana Tech	14	6	134	A UTSA	14	13
				43	A Southern Miss.	0	9	61	H Louisiana Tech	7	3	134	A UTSA	3	4
				49	A Virginia	2	4	65	H Virginia Tech	3	2	134	N UTSA	2	3
								85	A William & Mary	4	2	138	H High Point	5	7
								85	H William & Mary	6	3	138	H High Point	4	5
								97	A Kansas St.	8	2	138	H High Point	7	0
								97	A Kansas St.	2	6	140	H Rice	2	11
								97	A Kansas St.	5	0	140	H Rice	10	14
												140	H Rice	1	3
												161	A Western Ky.	7	8
												161	A Western Ky.	15	1
												161	A Western Ky.	12	10
												161	N Western Ky.	4	7
												171	H FIU	7	2
												171	H FIU	6	12
												171	H FIU	8	6
												175	H Binghamton	12	9
												175	H Binghamton	2	1
												178	H Marshall	9	8
												178	H Marshall	6	3
												178	H Marshall	6	5
												190	H Rutgers	3	2
												190	H Rutgers	12	5
LAST 10 GAMES				134	N UTSA	2	3	251	A VMI	17	8	178	H Marshall	9	8
				161	N Western Ky.	4	7	178	H Marshall	9	8	178	H Marshall	6	3
				161	A Western Ky.	12	10	178	H Marshall	6	3	178	H Marshall	6	5
				161	A Western Ky.	7	8	178	H Marshall	6	5	190	H Rutgers	3	2
				161	A Western Ky.	15	1	61	H Louisiana Tech	7	3	190	H Rutgers	12	5

Non-Div. I Games:

Old Dominion

RPI	S	Opponent	Score	
190	H	Rutgers	12	2
215	H	Charlotte	7	8
215	H	Charlotte	8	11
215	H	Charlotte	10	0
235	H	Princeton	15	1
235	H	Princeton	3	1
251	A	VMI	17	8
251	H	VMI	5	0
263	H	Norfolk St.	11	0

Average RPI Win:	163	WON-LOST RECORD	WINNING PCT. RANK	LAST 10 GAMES	STRENGTH OF SCHEDULE	OPP. STRENGTH OF SCHEDULE	TEAM RPI	ADJ RPI	CONF. RPI	ADJ CONF. RPI				
DIV. I ONLY		39-23-0	.62903	48	8-2-0	135	137	81	.53171	81	18	18		
DIV. I NON-CONF.		14-15-0	.48276	153	2-2-0	131	18	136	.5021	136	21	21		
<hr/>														
TOTALS	RPI 1-25	RPI 26-50		W-L RECORDS		RPI 51-100		RPI 101-150		RPI 150+				
39-23-0	2-4-0	2-2-0		OVERALL		4-5-0		8-0-0		23-12-0				
20-11-0	1-1-0	0-1-0		HOME		2-2-0		2-0-0		15-7-0				
14-12-0	1-3-0	0-1-0		AWAY		1-3-0		5-0-0		7-5-0				
5-0-0	0-0-0	2-0-0		NEUTRAL		1-0-0		1-0-0		1-0-0				
<hr/>														
14-15-0	2-4-0	2-2-0		NON-CONFERENCE		1-4-0		4-0-0		5-5-0				
8-8-0	1-1-0	0-1-0		HOME		0-1-0		2-0-0		5-5-0				
4-7-0	1-3-0	0-0-		AWAY		1-3-0		2-0-0		0-0-0				
2-0-0	0-0-0	2-0-0		NEUTRAL		0-0-0		0-0-0		0-0-0				
<hr/>														
25-8-0	0-0-0	0-0-0		CONFERENCE		3-1-0		4-0-0		18-7-0				
12-3-0	0-0-0	0-0-0		HOME		2-1-0		0-0-0		10-2-0				
10-5-0	0-0-0	0-0-0		AWAY		0-0-0		3-0-0		7-5-0				
3-0-0	0-0-0	0-0-0		NEUTRAL		1-0-0		1-0-0		1-0-0				
<hr/>														
RPI	S	Opponent	Score		RPI	S	Opponent	Score		RPI	S	Opponent	Score	
4	A	Georgia	1	5	35	N	Illinois	7	5	72	A	Samford	11	5
4	H	Georgia	9	8	41	N	Clemson	9	2	72	H	Samford	3	5
11	A	Auburn	11	6	44	A	Alabama	2	13	78	A	Jacksonville	2	5
11	H	Auburn	2	14	44	H	Alabama	3	6	78	A	Jacksonville	1	2
17	A	Ole Miss	2	16						78	A	Jacksonville	7	16
17	A	Ole Miss	4	19						86	H	Morehead St.	6	2
										86	H	Morehead St.	11	3
										86	H	Morehead St.	0	5
										86	N	Morehead St.	10	3
			</											

Non-Div. I Games:

Jacksonville St.

RPI	S	Opponent	Score	
216	H	Purdue	3	0
216	H	Purdue	4	0
216	H	Purdue	5	9
237	H	Tennessee Tech	12	10
237	H	Tennessee Tech	5	3
237	H	Tennessee Tech	8	7
238	H	SIUE	3	2
238	H	SIUE	4	3
238	H	SIUE	6	2
241	H	North Ala.	12	10
241	H	North Ala.	1	2
241	H	North Ala.	14	1
259	A	Southeast Mo. St.	8	7
259	A	Southeast Mo. St.	8	9
259	A	Southeast Mo. St.	4	3
264	H	Alabama St.	5	9

Jacksonville St.

J
a
c
k
s
o
n
v
i
l
l
e
s
t
.

J
a
c
k
s
o
n
v
i
l
l
e
s
t
.

Average RPI Win:		132	WON-LOST		WINNING		LAST 10		STRENGTH OF		OPP. STRENGTH		TEAM	ADJ		CONF.	ADJ CONF.	
Average RPI Loss:		36	RECORD		PCT. RANK		GAMES		SCHEDULE		OF SCHEDULE		RPI	RPI		RPI	RPI	
DIV. I ONLY			28-28-0		.5	147	4-6-0		40		9		82	.53162		82	1	1
DIV. I NON-CONF.			20-5-0		.8	11	1-1-0		228		134		71	.54137		71	1	1
TOTALS		RPI 1-25		RPI 26-50		W-L RECORDS		RPI 51-100		RPI 101-150		RPI 150+						
28-28-0		6-15-0		8-10-0		OVERALL		0-0-0		1-1-0		13-2-0						
18-15-0		2-10-0		5-2-0		HOME		0-0-0		1-1-0		10-2-0						
7-11-0		2-4-0		3-7-0		AWAY		0-0-0		0-0-0		2-0-0						
3-2-0		2-1-0		0-1-0		NEUTRAL		0-0-0		0-0-0		1-0-0						
20-5-0		2-0-0		4-2-0		NON-CONFERENCE		0-0-0		1-1-0		13-2-0						
14-4-0		0-0-0		3-1-0		HOME		0-0-0		1-1-0		10-2-0						
3-0-0		0-0-0		1-0-		AWAY		0-0-0		0-0-0		2-0-0						
3-1-0		2-0-0		0-1-0		NEUTRAL		0-0-0		0-0-0		1-0-0						
8-23-0		4-15-0		4-8-0		CONFERENCE		0-0-0		0-0-0		0-0-0						
4-11-0		2-10-0		2-1-0		HOME		0-0-0		0-0-0		0-0-0						
4-11-0		2-4-0		2-7-0		AWAY		0-0-0		0-0-0		0-0-0						
0-1-0		0-1-0		0-0-0		NEUTRAL		0-0-0		0-0-0		0-0-0						
RPI	S	Opponent		Score		RPI	S	Opponent		Score		RPI	S	Opponent		Score		
1	H	Vanderbilt		11	22	30	A	Florida		6	3	112	H	Winthrop		8	6	
1	H	Vanderbilt		3	9	30	A	Florida		5	9	150	H	Gardner-Webb		2	10	
1	H	Vanderbilt		2	6	30	A	Florida		4	6	173	A	Furman		12	7	
3	A	Mississippi St.		10	8	31	A	Missouri		0	11	173	H	Furman		4	7	
3	A	Mississippi St.		2	11	31	A	Missouri		2	5	189	H	Appalachian St.		3	1	
3	A	Mississippi St.		7	24	31	A	Missouri		7	9	194	H	N.C. A&T		0	2	
4	H	Georgia		2	4	41	A	Clemson		5	4	215	H	Charlotte		5	4	
4	H	Georgia		1	6	41	H	Clemson		14	3	234	H	USC Upstate		1	0	
4	H	Georgia		7	8	41	N	Clemson		5	11	244	N	Charleston So.		10	3	
11	H	Auburn		4	0	42	H	Liberty		5	6	256	H	Valparaiso		12	6	
11	H	Auburn		2	4	42	H	Liberty		3	2	256	H	Valparaiso		9	2	
11	H	Auburn		5	7	42	H	Liberty		13	7	256	H	Valparaiso		3	2	
13	A	Tennessee		3	6	44	A	Alabama		1	4	266	H	Utah Valley		10	3	
13	A	Tennessee		3	2	44	A	Alabama		0	9	266	H	Utah Valley		6	5	
13	A	Tennessee		5	15	44	A	Alabama		5	4	266	H	Utah Valley		15	3	
14	N	North Carolina		5	2	50	H	Kentucky		5	4	270	A	The Citadel		10	9	
18	H	Texas A&M		2	8	50	H	Kentucky		11	3	270	H	The Citadel		9	0	
18	H	Texas A&M		3	6	50	H	Kentucky		2	6							
18	H	Texas A&M		3	2													
21	N	LSU		6	8													
22	N	NC State		10	8													
LAST 10 GAMES																		
21	N	LSU		6	8	50	H	Kentucky		2	6							
3	A	Mississippi St.		10	8	50	H	Kentucky		11	3							
3	A	Mississippi St.		2	11	50	H	Kentucky		5	4							
3	A	Mississippi St.		7	24	173	H	Furman		4	7							
234	H	USC Upstate		1	0	1	H	Vanderbilt		2	6							

Non-Div. I Games:

South Carolina

Average RPI Win: 115		WON-LOST	WINNING	LAST 10	STRENGTH OF		OPP. STRENGTH	TEAM	ADJ	CONF.	ADJ CONF.
Average RPI Loss: 63		RECORD	PCT. RANK	GAMES	SCHEDULE		OF SCHEDULE	RPI	RPI	RPI	RPI
DIV. I ONLY		28-31-0	.47458	173	6-4-0		36	33	83	.52943	83
DIV. I NON-CONF.		17-14-0	.54839	117	1-0-0		71	45	81	.53323	81
TOTALS		RPI 1-25	RPI 26-50		W-L RECORDS		RPI 51-100		RPI 101-150		RPI 150+
28-31-0		5-8-0	3-9-0		OVERALL		5-8-0		7-5-0		8-1-0
16-11-0		3-3-0	2-5-0		HOME		2-0-0		4-3-0		5-0-0
8-15-0		0-4-0	1-2-0		AWAY		3-7-0		2-2-0		2-0-0
4-5-0		2-1-0	0-2-0		NEUTRAL		0-1-0		1-0-0		1-1-0
17-14-0		2-6-0	0-1-0		NON-CONFERENCE		4-3-0		3-3-0		8-1-0
11-4-0		2-1-0	0-1-0		HOME		2-0-0		2-2-0		5-0-0
4-7-0		0-4-0	0-0-		AWAY		2-2-0		0-1-0		2-0-0
2-3-0		0-1-0	0-0-0		NEUTRAL		0-1-0		1-0-0		1-1-0
11-17-0		3-2-0	3-8-0		CONFERENCE		1-5-0		4-2-0		0-0-0
5-7-0		1-2-0	2-4-0		HOME		0-0-0		2-1-0		0-0-0
4-8-0		0-0-0	1-2-0		AWAY		1-5-0		2-1-0		0-0-0
2-2-0		2-0-0	0-2-0		NEUTRAL		0-0-0		0-0-0		0-0-0
RPI S	Opponent	Score		RPI S	Opponent	Score		RPI S	Opponent	Score	
6 A	Oklahoma St.	7	10	27 A	UConn	0	4	67 N	Pepperdine	8	13
6 H	Oklahoma St.	0	1	27 A	UConn	12	5	69 A	Kansas	9	1
7 H	East Carolina	1	6	27 A	UConn	1	2	69 H	Kansas	3	2
7 H	East Carolina	3	1	27 N	UConn	3	8	90 A	Cincinnati	9	11
7 H	East Carolina	3	7	27 N	UConn	7	9	90 A	Cincinnati	4	10
7 N	East Carolina	6	2	45 H	Houston	5	13	90 A	Cincinnati	1	5
7 N	East Carolina	12	5	45 H	Houston	4	7	94 A	UT Arlington	8	6
8 A	Texas Tech	10	15	45 H	Houston	3	7	94 A	UT Arlington	2	5
8 A	Texas Tech	2	12	46 H	Oklahoma	4	9	97 A	Kansas St.	2	7
8 A	Texas Tech	4	15	48 H	UCF	3	11	97 H	Kansas St.	8	5
10 N	Stanford	4	5	48 H	UCF	8	6	98 A	Tulane	4	8
20 H	Creighton	4	3	48 H	UCF	6	4	98 A	Tulane	6	12
20 H	Creighton	7	5					98 A	Tulane	12	11
				LAST 10 GAMES							
				27 N	UConn	3	8	117 A	South Fla.	0	2
				7 N	East Carolina	12	5	117 A	South Fla.	7	6
				27 N	UConn	7	9	197 A	Oral Roberts	4	2
				7 N	East Carolina	6	2	7 H	East Carolina	3	7
				117 A	South Fla.	7	3	7 H	East Carolina	3	1

Non-Div. I Games:

Wichita St.

Average RPI Win:		146	WON-LOST RECORD		WINNING PCT. RANK		LAST 10 GAMES		STRENGTH OF SCHEDULE		OPP. STRENGTH OF SCHEDULE		TEAM RPI		ADJ RPI		CONF. RPI		ADJ CONF. RPI				
DIV. I ONLY			33-27-0		.55	110	5-5-0		78		113		84		.52919		84	12		12			
DIV. I NON-CONF.			9-14-0		.3913	203	0		48		41		135		.50211		135	13		13			
TOTALS		RPI 1-25		RPI 26-50			W-L RECORDS			RPI 51-100			RPI 101-150			RPI 150+							
33-27-0		1-4-0		0-0-0			OVERALL			4-6-0			13-11-0			15-6-0							
14-13-0		0-0-0		0-0-0			HOME			2-6-0			7-6-0			5-1-0							
16-12-0		1-4-0		0-0-0			AWAY			2-0-0			4-4-0			9-4-0							
3-2-0		0-0-0		0-0-0			NEUTRAL			0-0-0			2-1-0			1-1-0							
9-14-0		1-4-0		0-0-0			NON-CONFERENCE			1-4-0			6-6-0			1-0-0							
5-7-0		0-0-0		0-0-0			HOME			0-4-0			4-3-0			1-0-0							
4-7-0		1-4-0		0-0-			AWAY			1-0-0			2-3-0			0-0-0							
0-0-0		0-0-0		0-0-0			NEUTRAL			0-0-0			0-0-0			0-0-0							
24-13-0		0-0-0		0-0-0			CONFERENCE			3-2-0			7-5-0			14-6-0							
9-6-0		0-0-0		0-0-0			HOME			2-2-0			3-3-0			4-1-0							
12-5-0		0-0-0		0-0-0			AWAY			1-0-0			2-1-0			9-4-0							
3-2-0		0-0-0		0-0-0			NEUTRAL			0-0-0			2-1-0			1-1-0							
RPI	S	Opponent		Score		RPI	S	Opponent		Score		RPI	S	Opponent		Score		RPI	S	Opponent		Score	
3	A	Mississippi St.		0	12							61	H	Louisiana Tech		8	13	102	A	Troy		19	4
6	A	Oklahoma St.		0	9							61	H	Louisiana Tech		11	15	102	A	Troy		3	8
6	A	Oklahoma St.		5	3							61	H	Louisiana Tech		8	12	102	A	Troy		2	5
6	A	Oklahoma St.		1	5							75	H	Sam Houston St.		7	11	104	A	South Alabama		1	0
21	A	LSU		5	6							75	H	Sam Houston St.		5	14	104	H	South Alabama		4	14
												75	H	Sam Houston St.		3	0	108	A	Incarnate Word		5	3
												90	A	McNeese		12	3	108	A	Incarnate Word		8	6
												90	H	McNeese		4	3	108	A	Incarnate Word		2	7
												98	A	Tulane		10	3	121	H	Northwestern St.		5	3
												98	H	Tulane		14	15	121	H	Northwestern St.		1	3
																		121	H	Northwestern St.		8	1
																		121	N	Northwestern St.		6	4
																		129	H	Central Ark.		3	2
																		129	H	Central Ark.		1	3
																		129	H	Central Ark.		2	3
																		129	N	Central Ark.		3	6
																		129	N	Central Ark.		9	3
																		132	A	Louisiana		2	8
																		132	H	Louisiana		8	9
																		136	H	La.-Monroe		7	1
																		136	H	La.-Monroe		10	3
																		139	H	Stony Brook		8	0
																		139	H	Stony Brook		7	2
																		139	H	Stony Brook		4	7
																		158	A	New Orleans		7	1
																		158	A	New Orleans		4	7
																		158	A	New Orleans		7	6

Non-Div. I Games:

Southeastern La.

RPI	S	Opponent	Score	
159	A	A&M-Corpus Christi	3	0
159	A	A&M-Corpus Christi	3	5
159	A	A&M-Corpus Christi	12	2
176	A	SFA	5	1
176	A	SFA	11	3
176	A	SFA	2	4
176	N	SFA	0	5
176	N	SFA	4	3
192	A	Nicholls St.	11	1
192	H	Nicholls St.	1	4
192	H	Nicholls St.	3	1
200	H	Abilene Christian	12	9
200	H	Abilene Christian	8	3
200	H	Abilene Christian	14	1
214	A	Lamar University	6	4
214	A	Lamar University	4	3
214	A	Lamar University	9	13
295	H	Alcorn	13	3

Southeastern La.

S
o
u
t
h
e
a
s
t
e
r
n
L
a
.

S
o
u
t
h
e
a
s
t
e
r
n
L
a
.

Average RPI Win:	149	WON-LOST RECORD	WINNING PCT. RANK	LAST 10 GAMES	STRENGTH OF SCHEDULE	OPP. STRENGTH OF SCHEDULE	TEAM RPI	ADJ RPI	CONF. RPI	ADJ CONF. RPI				
DIV. I ONLY		33-22-0	.6	68	7-3-0	110	160	85	.52856	85	15	15		
DIV. I NON-CONF.		19-8-0	.7037	38	1-0-0	56	178	33	.57083	33	14	14		
<hr/>														
TOTALS	RPI 1-25	RPI 26-50		W-L RECORDS		RPI 51-100		RPI 101-150		RPI 150+				
33-22-0	1-2-0	1-0-0		OVERALL		9-7-0		7-3-0		15-10-0				
16-11-0	1-2-0	0-0-0		HOME		7-4-0		1-2-0		7-3-0				
15-9-0	0-0-0	1-0-0		AWAY		1-2-0		6-0-0		7-7-0				
2-2-0	0-0-0	0-0-0		NEUTRAL		1-1-0		0-1-0		1-0-0				
19-8-0	1-2-0	1-0-0		NON-CONFERENCE		5-3-0		3-0-0		9-3-0				
11-4-0	1-2-0	0-0-0		HOME		4-1-0		0-0-0		6-1-0				
8-4-0	0-0-0	1-0-		AWAY		1-2-0		3-0-0		3-2-0				
0-0-0	0-0-0	0-0-0		NEUTRAL		0-0-0		0-0-0		0-0-0				
14-14-0	0-0-0	0-0-0		CONFERENCE		4-4-0		4-3-0		6-7-0				
5-7-0	0-0-0	0-0-0		HOME		3-3-0		1-2-0		1-2-0				
7-5-0	0-0-0	0-0-0		AWAY		0-0-0		3-0-0		4-5-0				
2-2-0	0-0-0	0-0-0		NEUTRAL		1-1-0		0-1-0		1-0-0				
RPI	S	Opponent	Score		RPI	S	Opponent	Score		RPI	S	Opponent	Score	
15	H	West Virginia	1	9	49	A	Virginia	9	3	51	H	Campbell	5	2
15	H	West Virginia	2	12						138	A	High Point	8	6
15	H	West Virginia	6	4						51	H	Campbell	14	5
										138	A	High Point	6	2
										59	A	VCU	7	3
										142	H	Northeastern	4	9
										73	A	Maryland	10	16
										142	H	Northeastern	15	4
										73	H	Maryland	8	1
										142	H	Northeastern	6	7
										80	A	Old Dominion	3	6
										148	A	UNCW	3	2
										80	H	Old Dominion	2	4
										148	A	UNCW	8	1
										148	A	UNCW	3	2
										92	H	Col. of Charleston	5	4
										148	N	UNCW	1	5
										92	H	Col. of Charleston	4	3
										160	H	Marist	4	3
										92	H	Col. of Charleston	5	1
										160	H	Marist	8	3
										92	N	Col. of Charleston	1	0
										160	H	Marist	3	2
										162	A	Richmond	2	12
										99	H	Elon	2	8
										163	H	James Madison	3	5
										99	H	Elon	9	11
										163	H	James Madison	7	1
										99	H	Elon	2	11
										163	H	James Madison	1	3
										163	N	James Madison	2	1
										206	A	Hofstra	11	4
										206	A	Hofstra	12	2
										206	A	Hofstra	3	4
										218	A	George Washington	4	8
										218	H	George Washington	2	1
										225	A	Saint Joseph's	9	8
										233	A	Delaware	2	3
										92	H	Col. of Charleston	5	4
										233	A	Delaware	8	9
										92	H	Col. of Charleston	4	3
										233	A	Delaware	0	1
<hr/>														
LAST 10 GAMES														
					99	N	Elon	2	9	206	A	Hofstra	12	2
					148	N	UNCW	1	5	206	A	Hofstra	3	4
										225	A	Saint Joseph's	9	8
										92	H	Col. of Charleston	5	4
										92	H	Col. of Charleston	4	3

Non-Div. I Games:

William & Mary

RPI	S	Opponent	Score	
247	H	Sacred Heart	12	3
247	H	Sacred Heart	3	7
253	A	Towson	7	0
253	A	Towson	5	2
253	A	Towson	3	4
260	A	George Mason	5	1
263	A	Norfolk St.	17	2
263	H	Norfolk St.	16	6

William & Mary

W
i
l
l
i
a
m
&
M
a
r
y

W
i
l
l
i
a
m
&
M
a
r
y

Average RPI Win: 207		WON-LOST	WINNING	LAST 10	STRENGTH OF		OPP. STRENGTH	TEAM	ADJ		CONF.	ADJ CONF.			
Average RPI Loss: 141		RECORD	PCT. RANK	GAMES	SCHEDULE		OF SCHEDULE	RPI	RPI		RPI	RPI			
DIV. I ONLY		40-21-0	.65574	33	7-3-0		206	200	86		.52808	18			
DIV. I NON-CONF.		18-8-0	.69231	44	1-0-0		240	209	86		.53084	21			
TOTALS		RPI 1-25	RPI 26-50		W-L RECORDS		RPI 51-100		RPI 101-150		RPI 150+				
40-21-0		1-3-0	0-1-0		OVERALL		1-3-0		3-2-0		35-12-0				
26-2-0		1-1-0	0-0-0		HOME		0-0-0		1-0-0		24-1-0				
11-17-0		0-2-0	0-1-0		AWAY		1-2-0		1-2-0		9-10-0				
3-2-0		0-0-0	0-0-0		NEUTRAL		0-1-0		1-0-0		2-1-0				
18-8-0		1-3-0	0-1-0		NON-CONFERENCE		0-0-0		1-0-0		16-4-0				
12-1-0		1-1-0	0-0-0		HOME		0-0-0		1-0-0		10-0-0				
6-7-0		0-2-0	0-0-		AWAY		0-0-0		0-0-0		6-4-0				
0-0-0		0-0-0	0-0-0		NEUTRAL		0-0-0		0-0-0		0-0-0				
22-13-0		0-0-0	0-0-0		CONFERENCE		1-3-0		2-2-0		19-8-0				
14-1-0		0-0-0	0-0-0		HOME		0-0-0		0-0-0		14-1-0				
5-10-0		0-0-0	0-0-0		AWAY		1-2-0		1-2-0		3-6-0				
3-2-0		0-0-0	0-0-0		NEUTRAL		0-1-0		1-0-0		2-1-0				
RPI	S	Opponent	Score		RPI	S	Opponent	Score		RPI	S	Opponent	Score		
5	A	Louisville	9	10	50	A	Kentucky	0	7	81	A	Jacksonville St.	5	0	
13	A	Tennessee	1	3						123	A	Austin Peay	4	3	
15	H	West Virginia	9	6						81	A	Jacksonville St.	3	11	
15	H	West Virginia	3	9						81	A	Jacksonville St.	2	6	
										81	N	Jacksonville St.	3	10	
										123	N	Austin Peay	9	4	
										141	H	Dayton	8	5	
										166	A	Southern Ill.	8	9	
										166	A	Southern Ill.	7	0	
										166	A	Southern Ill.	4	5	
										173	A	Furman	11	16	
										173	A	Furman	6	3	
										173	A	Furman	6	5	
										178	A	Marshall	5	4	
										178	A	Marshall	8	2	
										179	H	Eastern Ill.	11	8	
										179	H	Eastern Ill.	4	5	
										179	H	Eastern Ill.	10	8	
										196	H	Eastern Ky.	7	2	
										196	H	Eastern Ky.	7	5	
										196	H	Eastern Ky.	15	4	
										196	N	Eastern Ky.	11	3	
										196	N	Eastern Ky.	1	4	
										198	H	Murray St.	5	4	
										198	H	Murray St.	7	5	
										198	H	Murray St.	5	4	
										198	N	Murray St.	2	1	
										202	A	UT Martin	4	5	
										202	A	UT Martin	6	2	
LAST 10 GAMES				LAST 10 GAMES				LAST 10 GAMES				LAST 10 GAMES			
123	N	Austin Peay	9	4	259	H	Southeast Mo. St.	8	7	198	H	Murray St.	7	5	
81	N	Jacksonville St.	3	10	259	H	Southeast Mo. St.	8	3	198	H	Murray St.	5	4	
196	N	Eastern Ky.	11	3	259	H	Southeast Mo. St.	13	9	198	N	Murray St.	2	1	
198	N	Murray St.	2	1	141	H	Dayton	8	5	202	A	UT Martin	4	5	
196	N	Eastern Ky.	1	4	237	A	Tennessee Tech	7	8	202	A	UT Martin	6	2	

Non-Div. I Games:

Morehead St.

RPI	S	Opponent	Score	
202	A	UT Martin	0	2
203	A	Belmont	3	4
203	A	Belmont	0	2
203	A	Belmont	4	3
215	A	Charlotte	5	3
219	A	Ohio	3	12
224	H	NJIT	21	5
224	H	NJIT	11	7
237	A	Tennessee Tech	7	8
237	A	Tennessee Tech	2	3
237	A	Tennessee Tech	10	8
238	H	SIUE	11	9
238	H	SIUE	10	1
238	H	SIUE	11	9
259	H	Southeast Mo. St.	8	7
259	H	Southeast Mo. St.	8	3
259	H	Southeast Mo. St.	13	9
264	H	Alabama St.	9	2
264	H	Alabama St.	7	4
271	H	Oakland	4	3
271	H	Oakland	13	12
271	H	Oakland	11	0
271	H	Oakland	16	3
290	H	Alabama A&M	11	5
290	H	Alabama A&M	19	0

Morehead St.

M
o
r
e
h
e
a
d
S
t
.

M
o
r
e
h
e
a
d
S
t
.

Average RPI Win:		204	WON-LOST RECORD		WINNING PCT. RANK		LAST 10 GAMES		STRENGTH OF SCHEDULE		OPP. STRENGTH OF SCHEDULE		TEAM RPI		ADJ RPI		CONF. RPI		ADJ CONF. RPI										
DIV. I ONLY			40-20-0		.66667 29		6-4-0		213		217		87		.52666 87		28		28										
DIV. I NON-CONF.			19-13-0		.59375 94		0-1-0		182		84		78		.53509 78		29		29										
TOTALS		RPI 1-25		RPI 26-50		W-L RECORDS		RPI 51-100		RPI 101-150		RPI 150+																	
40-20-0		0-3-0		0-1-0		OVERALL		4-3-0		3-2-0		33-11-0																	
14-7-0		0-0-0		0-1-0		HOME		0-1-0		0-2-0		14-3-0																	
23-10-0		0-3-0		0-0-0		AWAY		4-2-0		3-0-0		16-5-0																	
3-3-0		0-0-0		0-0-0		NEUTRAL		0-0-0		0-0-0		3-3-0																	
19-13-0		0-3-0		0-1-0		NON-CONFERENCE		4-3-0		3-2-0		12-4-0																	
5-4-0		0-0-0		0-1-0		HOME		0-1-0		0-2-0		5-0-0																	
13-8-0		0-3-0		0-0-		AWAY		4-2-0		3-0-0		6-3-0																	
1-1-0		0-0-0		0-0-0		NEUTRAL		0-0-0		0-0-0		1-1-0																	
21-7-0		0-0-0		0-0-0		CONFERENCE		0-0-0		0-0-0		21-7-0																	
9-3-0		0-0-0		0-0-0		HOME		0-0-0		0-0-0		9-3-0																	
10-2-0		0-0-0		0-0-0		AWAY		0-0-0		0-0-0		10-2-0																	
2-2-0		0-0-0		0-0-0		NEUTRAL		0-0-0		0-0-0		2-2-0																	
RPI	S	Opponent		Score		RPI	S	Opponent		Score		RPI	S	Opponent		Score													
21	A	LSU		6	13	27	H	UConn		6	11	56	H	Boston College		5	10	112	A	Winthrop		9	4						
21	A	LSU		3	4							65	A	Virginia Tech		1	2	137	A	Wofford		12	11						
21	A	LSU		8	17							65	A	Virginia Tech		6	4	142	H	Northeastern		6	7						
												65	A	Virginia Tech		4	2	145	A	Rhode Island		2	0						
												99	A	Elon		6	5	145	H	Rhode Island		12	16						
												99	A	Elon		0	1	162	A	Richmond		8	10						
												99	A	Elon		6	4	164	A	Quinnipiac		14	5						
																		164	H	Quinnipiac		8	6						
																		164	N	Quinnipiac		5	2						
																		177	A	Central Conn. St.		16	4						
																		177	A	Central Conn. St.		7	2						
																		177	A	Central Conn. St.		15	4						
																		177	H	Central Conn. St.		14	4						
																		177	H	Central Conn. St.		5	6						
																		177	H	Central Conn. St.		12	3						
																		177	N	Central Conn. St.		3	1						
																		177	N	Central Conn. St.		1	3						
																		177	N	Central Conn. St.		2	3						
																		200	A	Abilene Christian		11	1						
																		200	A	Abilene Christian		8	7						
																		200	A	Abilene Christian		6	8						
																		209	A	UMass Lowell		2	3						
																		211	A	Hartford		23	3						
																		211	H	Hartford		8	5						
																		211	H	Hartford		15	4						
																		211	H	Hartford		15	6						
																		227	A	Brown		11	7						

Non-Div. I Games:

Bryant

RPI	S	Opponent	Score	
227	A	Brown	14	6
227	H	Brown	15	2
247	A	Sacred Heart	14	4
247	A	Sacred Heart	2	3
247	A	Sacred Heart	13	0
247	N	Sacred Heart	4	0
248	A	Wagner	8	6
248	A	Wagner	3	2
248	A	Wagner	5	4
250	A	LIU Brooklyn	10	2
250	A	LIU Brooklyn	4	5
250	A	LIU Brooklyn	4	2
250	H	LIU Brooklyn	3	2
250	H	LIU Brooklyn	18	3
250	H	LIU Brooklyn	5	7
252	N	Toledo	2	6
291	H	Fairleigh Dickinson	19	6
291	H	Fairleigh Dickinson	13	0
291	H	Fairleigh Dickinson	12	11
294	H	Mt. St. Mary's	9	10
294	H	Mt. St. Mary's	5	1
294	H	Mt. St. Mary's	4	1

Bryant

B
r
y
a
n
t

B
r
y
a
n
t

Average RPI Win:	178	WON-LOST RECORD	WINNING PCT. RANK	LAST 10 GAMES		STRENGTH OF SCHEDULE	OPP. STRENGTH OF SCHEDULE	TEAM RPI	ADJ RPI	CONF. RPI	ADJ CONF. RPI				
DIV. I ONLY		34-20-0	.62963	47	5-5-0	131	165	88	.52664	88	16	16			
DIV. I NON-CONF.		19-8-0	.7037	38	1-0-0	95	169	53	.55464	53	18	18			
<hr/>															
TOTALS	RPI 1-25		RPI 26-50		W-L RECORDS		RPI 51-100		RPI 101-150		RPI 150+				
34-20-0	0-1-0		0-0-0		OVERALL		5-8-0		9-6-0		20-5-0				
24-7-0	0-0-0		0-0-0		HOME		4-2-0		3-2-0		17-3-0				
9-10-0	0-1-0		0-0-0		AWAY		1-6-0		6-2-0		2-1-0				
1-3-0	0-0-0		0-0-0		NEUTRAL		0-0-0		0-2-0		1-1-0				
19-8-0	0-1-0		0-0-0		NON-CONFERENCE		5-5-0		3-1-0		11-1-0				
17-2-0	0-0-0		0-0-0		HOME		4-2-0		2-0-0		11-0-0				
2-5-0	0-1-0		0-0-		AWAY		1-3-0		1-1-0		0-0-0				
0-1-0	0-0-0		0-0-0		NEUTRAL		0-0-0		0-0-0		0-1-0				
15-12-0	0-0-0		0-0-0		CONFERENCE		0-3-0		6-5-0		9-4-0				
7-5-0	0-0-0		0-0-0		HOME		0-0-0		1-2-0		6-3-0				
7-5-0	0-0-0		0-0-0		AWAY		0-3-0		5-1-0		2-1-0				
1-2-0	0-0-0		0-0-0		NEUTRAL		0-0-0		0-2-0		1-0-0				
RPI	S	Opponent	Score	RPI	S	Opponent	Score	RPI	S	Opponent	Score	RPI	S	Opponent	Score
14	A	North Carolina	4 17					51	H	Campbell	4 7	107	A	Mercer	5 3
								54	A	Wake Forest	1 2	107	A	Mercer	1 8
								54	H	Wake Forest	9 5	107	A	Mercer	9 4
								65	A	Virginia Tech	4 12	107	N	Mercer	5 9
								65	A	Virginia Tech	1 2	112	A	Winthrop	3 6
								72	A	Samford	3 7	112	H	Winthrop	9 3
								72	A	Samford	0 14	137	H	Wofford	10 18
								72	A	Samford	2 3	137	H	Wofford	5 14
								78	H	Jacksonville	13 3	137	H	Wofford	1 0
								78	H	Jacksonville	5 4	138	A	High Point	6 2
								78	H	Jacksonville	4 8	138	H	High Point	11 3
								99	A	Elon	9 8	149	A	ETSU	4 2
								99	H	Elon	4 3	149	A	ETSU	5 4
												149	A	ETSU	7 4
												149	N	ETSU	2 4
												164	H	Quinnipiac	8 2
												164	H	Quinnipiac	12 5
												173	H	Furman	3 10
												173	H	Furman	2 1
												173	H	Furman	11 9
												188	H	Penn	6 5
												188	H	Penn	5 3
												188	H	Penn	10 7
												194	N	N.C. A&T	5 8
												207	H	Western Caro.	4 24
												207	H	Western Caro.	7 5
												207	H	Western Caro.	1 2
				LAST 10 GAMES											
						107 N Mercer	5 9								
						251 N VMI	4 2								
						149 N ETSU	2 4								
						137 H Wofford	5 14								
						137 H Wofford	10 18								
						137 H Wofford	1 0								
						112 H Winthrop	9 3								
						251 A VMI	13 3								
						251 A VMI	6 1								
						251 A VMI	5 6								

Non-Div. I Games:

UNC Greensboro

RPI	S	Opponent	Score	
235	H	Princeton	6	2
235	H	Princeton	3	2
235	H	Princeton	5	3
235	H	Princeton	5	3
251	A	VMI	13	3
251	A	VMI	6	1
251	A	VMI	5	6
251	N	VMI	4	2
260	H	George Mason	8	0
260	H	George Mason	4	2
270	H	The Citadel	16	10
270	H	The Citadel	8	3
270	H	The Citadel	6	5

UNC Greensboro

U
N
C
G
r
e
e
n
s
b
o
r
o

U
N
C
G
r
e
e
n
s
b
o
r
o

RPI	S	Opponent	Score	
271	H	Oakland	11	3
271	N	Oakland	11	3
271	N	Oakland	28	10
271	N	Oakland	4	3
275	H	Bowling Green	8	5
278	A	Youngstown St.	4	5
278	A	Youngstown St.	8	3
278	A	Youngstown St.	9	7
278	H	Youngstown St.	7	1
278	H	Youngstown St.	18	8
278	H	Youngstown St.	8	10
279	A	Northern Ky.	3	6
279	A	Northern Ky.	9	1
279	A	Northern Ky.	6	7
279	H	Northern Ky.	5	0
279	H	Northern Ky.	16	7
279	H	Northern Ky.	9	1
279	N	Northern Ky.	15	3

Wright St.

W
r
i
g
h
t
S
t
.

W
r
i
g
h
t
S
t
.

RPI	S	Opponent	Score	
159	N	A&M-Corpus Christi	7	2
176	H	SFA	6	1
176	H	SFA	5	1
176	H	SFA	2	0
184	H	Holy Cross	4	1
184	H	Holy Cross	13	0
192	H	Nicholls St.	5	4
192	H	Nicholls St.	7	6
200	A	Abilene Christian	7	6
200	A	Abilene Christian	10	4
200	A	Abilene Christian	3	9
214	H	Lamar University	6	4
214	H	Lamar University	1	2
214	H	Lamar University	6	1
220	A	Houston Baptist	16	6
220	A	Houston Baptist	2	6
220	A	Houston Baptist	5	1
293	H	Prairie View	4	1
295	H	Alcorn	8	1

McNeese

McNeese

McNeese

Average RPI Win:		126	WON-LOST RECORD		WINNING PCT. RANK		LAST 10 GAMES		STRENGTH OF SCHEDULE		OPP. STRENGTH OF SCHEDULE		TEAM RPI		ADJ RPI		CONF. RPI		ADJ CONF. RPI	
DIV. I ONLY			31-31-0		.5 147		6-4-0		58		64		90		.52587 90		5		5	
DIV. I NON-CONF.			14-20-0		.41176 193		2-4-0		125		137		179		.47997 179		5		5	
TOTALS		RPI 1-25		RPI 26-50		W-L RECORDS		RPI 51-100		RPI 101-150		RPI 150+								
31-31-0		0-9-0		9-8-0		OVERALL		7-6-0		6-2-0		9-6-0								
16-12-0		0-4-0		3-1-0		HOME		5-4-0		0-0-0		8-3-0								
10-16-0		0-3-0		4-7-0		AWAY		0-1-0		5-2-0		1-3-0								
5-3-0		0-2-0		2-0-0		NEUTRAL		2-1-0		1-0-0		0-0-0								
14-20-0		0-6-0		2-4-0		NON-CONFERENCE		2-4-0		1-0-0		9-6-0								
10-6-0		0-1-0		1-0-0		HOME		1-2-0		0-0-0		8-3-0								
3-11-0		0-3-0		1-0-		AWAY		0-1-0		1-0-0		1-3-0								
1-3-0		0-2-0		0-0-0		NEUTRAL		1-1-0		0-0-0		0-0-0								
17-11-0		0-3-0		7-4-0		CONFERENCE		5-2-0		5-2-0		0-0-0								
6-6-0		0-3-0		2-1-0		HOME		4-2-0		0-0-0		0-0-0								
7-5-0		0-0-0		3-3-0		AWAY		0-0-0		4-2-0		0-0-0								
4-0-0		0-0-0		2-0-0		NEUTRAL		1-0-0		1-0-0		0-0-0								
RPI	S	Opponent		Score		RPI	S	Opponent		Score		RPI	S	Opponent		Score				
5	H	Louisville	0	12	27	A	UConn	1	5	66	H	Xavier	2	11	117	A	South Fla.	4	1	
7	H	East Carolina	4	9	27	A	UConn	5	4	66	H	Xavier	2	1	117	A	South Fla.	6	5	
7	H	East Carolina	2	6	27	A	UConn	10	4	66	N	Xavier	2	10	117	A	South Fla.	2	4	
7	H	East Carolina	3	6	27	N	UConn	22	5	66	N	Xavier	10	4	118	A	Ohio St.	9	5	
11	A	Auburn	0	5	29	A	Oregon St.	7	6	83	H	Wichita St.	5	1	131	A	Memphis	4	11	
11	A	Auburn	5	9	37	A	Fla. Atlantic	3	5	83	H	Wichita St.	10	4	131	A	Memphis	4	2	
11	A	Auburn	0	5	37	A	Fla. Atlantic	0	9	83	H	Wichita St.	11	9	131	A	Memphis	7	4	
19	N	Michigan	4	10	37	A	Fla. Atlantic	7	8	89	A	Wright St.	4	10	131	N	Memphis	11	6	
20	N	Creighton	1	6	38	A	Indiana	1	7	89	H	Wright St.	3	8	154	A	Miami (OH)	6	7	
					38	H	Indiana	7	5	98	H	Tulane	4	19	154	H	Miami (OH)	15	5	
					45	A	Houston	1	3	98	H	Tulane	1	8	154	H	Miami (OH)	8	12	
					45	A	Houston	4	8	98	H	Tulane	7	6	196	H	Eastern Ky.	5	2	
					45	A	Houston	3	2	98	N	Tulane	8	4	220	A	Houston Baptist	5	4	
					48	H	UCF	0	15						220	A	Houston Baptist	4	5	
					48	H	UCF	8	3						220	A	Houston Baptist	1	2	
					48	H	UCF	7	6						275	H	Bowling Green	4	3	
					48	N	UCF	10	6						275	H	Bowling Green	4	3	
															275	H	Bowling Green	4	3	
															279	H	Northern Ky.	6	5	
															279	H	Northern Ky.	14	6	
															280	H	Niagara	7	8	
															280	H	Niagara	5	0	
															280	H	Niagara	1	2	
LAST 10 GAMES																				
20	N	Creighton	1	6	98	N	Tulane	8	4	280	H	Niagara	1	2						
19	N	Michigan	4	10	131	N	Memphis	11	6											
29	A	Oregon St.	7	6	66	N	Xavier	2	10											
27	N	UConn	22	5	66	N	Xavier	10	4											
48	N	UCF	10	6	66	H	Xavier	2	11											

Non-Div. I Games:

Cincinnati

Average RPI Win:	177	WON-LOST RECORD		WINNING PCT. RANK		LAST 10 GAMES		STRENGTH OF SCHEDULE		OPP. STRENGTH OF SCHEDULE		TEAM RPI		ADJ RPI		CONF. RPI		ADJ CONF. RPI
DIV. I ONLY		36-21-0		.63158	45	8-2-0		153		125		92		.52534	92	15		15
DIV. I NON-CONF.		20-11-0		.64516	66	2-0-0		126		101		80		.53329	80	14		14
<hr/>																		
TOTALS		RPI 1-25		RPI 26-50		W-L RECORDS		RPI 51-100		RPI 101-150		RPI 150+						
36-21-0		0-0-0		3-5-0		OVERALL		5-10-0		3-4-0		25-2-0						
24-9-0		0-0-0		3-3-0		HOME		2-3-0		1-2-0		18-1-0						
12-9-0		0-0-0		0-1-0		AWAY		3-6-0		2-1-0		7-1-0						
0-3-0		0-0-0		0-1-0		NEUTRAL		0-1-0		0-1-0		0-0-0						
20-11-0		0-0-0		3-5-0		NON-CONFERENCE		4-4-0		0-0-0		13-2-0						
16-5-0		0-0-0		3-3-0		HOME		1-1-0		0-0-0		12-1-0						
4-5-0		0-0-0		0-0-		AWAY		3-3-0		0-0-0		1-1-0						
0-1-0		0-0-0		0-1-0		NEUTRAL		0-0-0		0-0-0		0-0-0						
16-10-0		0-0-0		0-0-0		CONFERENCE		1-6-0		3-4-0		12-0-0						
8-4-0		0-0-0		0-0-0		HOME		1-2-0		1-2-0		6-0-0						
8-4-0		0-0-0		0-0-0		AWAY		0-3-0		2-1-0		6-0-0						
0-2-0		0-0-0		0-0-0		NEUTRAL		0-1-0		0-1-0		0-0-0						
RPI	S	Opponent	Score	RPI	S	Opponent	Score	RPI	S	Opponent	Score	RPI	S	Opponent	Score			
				26	H	DBU	4 14	52	A	Arizona	5 7	142	A	Northeastern	0 7			
				26	H	DBU	2 6	52	A	Arizona	5 7	142	A	Northeastern	7 5			
				26	H	DBU	4 3	52	A	Arizona	10 6	142	A	Northeastern	7 1			
				27	H	UConn	4 7	60	A	Coastal Caro.	13 6	142	N	Northeastern	7 8			
				27	H	UConn	7 2	60	H	Coastal Caro.	8 5	148	H	UNCW	10 3			
				27	H	UConn	7 6	71	A	Ga. Southern	5 1	148	H	UNCW	4 14			
				41	A	Clemson	1 13	71	A	Ga. Southern	1 3	148	H	UNCW	5 6			
				41	N	Clemson	1 4	71	H	Ga. Southern	0 8	163	A	James Madison	6 5			
								85	A	William & Mary	4 5	163	A	James Madison	10 8			
								85	A	William & Mary	3 4	163	A	James Madison	5 1			
								85	A	William & Mary	1 5	173	H	Furman	13 3			
								85	N	William & Mary	0 1	173	H	Furman	2 1			
								99	H	Elon	3 1	173	H	Furman	3 1			
								99	H	Elon	2 7	194	H	N.C. A&T	8 1			
								99	H	Elon	6 8	194	H	N.C. A&T	0 2			
												194	H	N.C. A&T	5 4			
												206	H	Hofstra	16 0			
												206	H	Hofstra	9 0			
												206	H	Hofstra	7 4			
												233	A	Delaware	5 2			
												233	A	Delaware	5 0			
												233	A	Delaware	10 7			
												244	A	Charleston So.	1 9			
												244	A	Charleston So.	9 2			
												244	H	Charleston So.	7 5			
												244	H	Charleston So.	9 7			
												253	H	Towson	4 2			

Non-Div. I Games:

Col. of Charleston

RPI	S	Opponent	Score	
253	H	Towson	5	3
253	H	Towson	10	9
257	H	UNC Asheville	9	0
257	H	UNC Asheville	12	3
257	H	UNC Asheville	6	5
270	H	The Citadel	9	8
270	H	The Citadel	11	1

Col. of Charleston

C
o
l
.
o
f
C
h
a
r
l
e
s
t
o
n

C
o
l
.
o
f
C
h
a
r
l
e
s
t
o
n

Average RPI Win:	135	WON-LOST RECORD	WINNING PCT. RANK	LAST 10 GAMES	STRENGTH OF SCHEDULE	OPP. STRENGTH OF SCHEDULE	TEAM RPI	ADJ RPI	CONF. RPI	ADJ CONF. RPI		
DIV. I ONLY		32-21-0	.60377	65	7-3-0	115	118	93	.52434	93	9	9
DIV. I NON-CONF.		18-8-0	.69231	44	2-0-0	149	124	76	.53739	75	10	10
<hr/>												
TOTALS	RPI 1-25	RPI 26-50		W-L RECORDS		RPI 51-100		RPI 101-150		RPI 150+		
32-21-0	0-0-0	3-3-0		OVERALL		9-10-0		7-2-0		13-6-0		
20-12-0	0-0-0	2-2-0		HOME		3-3-0		6-2-0		9-5-0		
9-9-0	0-0-0	0-1-0		AWAY		4-7-0		1-0-0		4-1-0		
3-0-0	0-0-0	1-0-0		NEUTRAL		2-0-0		0-0-0		0-0-0		
<hr/>												
18-8-0	0-0-0	1-2-0		NON-CONFERENCE		5-2-0		5-1-0		7-3-0		
11-6-0	0-0-0	0-1-0		HOME		2-1-0		4-1-0		5-3-0		
4-2-0	0-0-0	0-0-		AWAY		1-1-0		1-0-0		2-0-0		
3-0-0	0-0-0	1-0-0		NEUTRAL		2-0-0		0-0-0		0-0-0		
<hr/>												
14-13-0	0-0-0	2-1-0		CONFERENCE		4-8-0		2-1-0		6-3-0		
9-6-0	0-0-0	2-1-0		HOME		1-2-0		2-1-0		4-2-0		
5-7-0	0-0-0	0-0-0		AWAY		3-6-0		0-0-0		2-1-0		
0-0-0	0-0-0	0-0-0		NEUTRAL		0-0-0		0-0-0		0-0-0		
<hr/>												
RPI S	Opponent	Score	RPI S	Opponent	Score	RPI S	Opponent	Score	RPI S	Opponent	Score	
			38 N	Indiana	5 3	55 H	TCU	9 6	113 H	St. John's (NY)	2 1	
			39 A	Arizona St.	2 12	57 A	LMU (CA)	11 8	113 H	St. John's (NY)	9 3	
			46 H	Oklahoma	1 6	57 A	LMU (CA)	2 3	113 H	St. John's (NY)	5 7	
			47 H	BYU	4 17	57 A	LMU (CA)	4 10	115 H	Cal St. Fullerton	6 2	
			47 H	BYU	15 5	58 A	UC Irvine	7 17	124 A	California Baptist	5 4	
			47 H	BYU	6 5	58 H	UC Irvine	4 1	124 H	California Baptist	5 4	
						60 N	Coastal Caro.	8 5	125 H	San Francisco	4 10	
						63 A	Saint Mary's (CA)	8 5	125 H	San Francisco	6 4	
						63 A	Saint Mary's (CA)	3 6	125 H	San Francisco	10 3	
						63 A	Saint Mary's (CA)	0 20	155 H	Pacific	4 2	
						64 N	Minnesota	6 5	155 H	Pacific	7 16	
						67 H	Pepperdine	7 8	155 H	Pacific	12 3	
						67 H	Pepperdine	5 1	156 H	Missouri St.	14 4	
						67 H	Pepperdine	5 10	172 H	Portland	0 20	
						75 A	Gonzaga	9 11	172 H	Portland	10 2	
						75 A	Gonzaga	3 15	172 H	Portland	4 3	
						75 A	Gonzaga	4 2	180 H	Utah	5 6	
						79 A	San Diego St.	4 2	216 A	UC Riverside	31 3	
						79 H	San Diego St.	2 4	216 H	UC Riverside	7 6	
									229 A	Long Beach St.	4 0	
									229 H	Long Beach St.	4 5	
			LAST 10 GAMES						243 H	Hawaii	2 5	
			124 H	California Baptist	5 4	276 A	Santa Clara	8 6	248 H	Wagner	15 9	
			155 H	Pacific	4 2	276 A	Santa Clara	2 5	248 H	Wagner	3 1	
			155 H	Pacific	7 16	276 A	Santa Clara	14 6	248 H	Wagner	14 0	
			155 H	Pacific	12 3	63 A	Saint Mary's (CA)	8 5	276 A	Santa Clara	8 6	
			58 H	UC Irvine	4 1	63 A	Saint Mary's (CA)	3 6	276 A	Santa Clara	14 6	

Non-Div. I Games:

San Diego

San Diego

Average RPI Win:		144	WON-LOST RECORD		WINNING PCT. RANK	LAST 10 GAMES		STRENGTH OF SCHEDULE		OPP. STRENGTH OF SCHEDULE	TEAM RPI	ADJ RPI	CONF. RPI	ADJ CONF. RPI			
Average RPI Loss:		102															
DIV. I ONLY			32-26-0		.55172	105	3-7-0		130	85	94	.52404	94	10	10		
DIV. I NON-CONF.			14-12-0		.53846	124	0-1-0		135	80	93	.52748	93	8	8		
TOTALS		RPI 1-25		RPI 26-50		W-L RECORDS		RPI 51-100		RPI 101-150		RPI 150+					
32-26-0		0-1-0		2-3-0		OVERALL		7-11-0		9-4-0		14-7-0					
14-9-0		0-0-0		1-1-0		HOME		5-6-0		6-0-0		2-2-0					
17-14-0		0-1-0		1-2-0		AWAY		1-3-0		3-3-0		12-5-0					
1-3-0		0-0-0		0-0-0		NEUTRAL		1-2-0		0-1-0		0-0-0					
14-12-0		0-1-0		2-3-0		NON-CONFERENCE		2-3-0		2-1-0		8-4-0					
5-4-0		0-0-0		1-1-0		HOME		2-1-0		0-0-0		2-2-0					
9-7-0		0-1-0		1-0-		AWAY		0-1-0		2-1-0		6-2-0					
0-1-0		0-0-0		0-0-0		NEUTRAL		0-1-0		0-0-0		0-0-0					
18-14-0		0-0-0		0-0-0		CONFERENCE		5-8-0		7-3-0		6-3-0					
9-5-0		0-0-0		0-0-0		HOME		3-5-0		6-0-0		0-0-0					
8-7-0		0-0-0		0-0-0		AWAY		1-2-0		1-2-0		6-3-0					
1-2-0		0-0-0		0-0-0		NEUTRAL		1-1-0		0-1-0		0-0-0					
RPI	S	Opponent		Score		RPI	S	Opponent		Score		RPI	S	Opponent		Score	
18	A	Texas A&M		5	10	26	A	DBU		9	0	53	A	Texas St.		5	3
						26	H	DBU		1	7	53	A	Texas St.		9	10
						33	A	Baylor		2	12	53	A	Texas St.		11	13
						33	H	Baylor		2	1	55	A	TCU		2	3
						46	A	Oklahoma		1	9	55	H	TCU		6	3
												55	N	TCU		3	5
												60	H	Coastal Caro.		6	8
												60	H	Coastal Caro.		6	3
												60	N	Coastal Caro.		9	8
												60	N	Coastal Caro.		13	14
												71	H	Ga. Southern		3	5
												71	H	Ga. Southern		8	15
												71	H	Ga. Southern		12	5
												83	H	Wichita St.		5	2
												83	H	Wichita St.		6	8
												96	H	Little Rock		7	9
												96	H	Little Rock		3	13
												96	H	Little Rock		11	1

Non-Div. I Games:

UT Arlington

RPI	S	Opponent	Score	
232	A	Georgia St.	14	6
232	A	Georgia St.	4	2
232	A	Georgia St.	4	3
277	A	Seattle U	6	5
277	A	Seattle U	2	1
277	A	Seattle U	3	1
292	H	Ark.-Pine Bluff	10	2

UT Arlington

U
T
A
r
l
i
n
g
t
o
n

U
T
A
r
l
i
n
g
t
o
n

Average RPI Win: 108		WON-LOST	WINNING	LAST 10	STRENGTH OF		OPP. STRENGTH	TEAM	ADJ	CONF.	ADJ CONF.
Average RPI Loss: 94		RECORD	PCT. RANK	GAMES	SCHEDULE		OF SCHEDULE	RPI	RPI	RPI	RPI
DIV. I ONLY		24-29-0	.45283	190	3-7-0		53	70	95	.52363	95
DIV. I NON-CONF.		13-17-0	.43333	186	0-2-0		50	45	105	.52289	105
TOTALS		RPI 1-25	RPI 26-50		W-L RECORDS		RPI 51-100		RPI 101-150		RPI 150+
24-29-0		4-7-0	2-6-0		OVERALL		8-3-0		3-4-0		7-9-0
11-8-0		3-3-0	2-2-0		HOME		0-0-0		2-1-0		4-2-0
11-19-0		1-3-0	0-3-0		AWAY		6-3-0		1-3-0		3-7-0
2-2-0		0-1-0	0-1-0		NEUTRAL		2-0-0		0-0-0		0-0-0
13-17-0		2-2-0	0-4-0		NON-CONFERENCE		5-3-0		3-4-0		3-4-0
6-4-0		2-1-0	0-1-0		HOME		0-0-0		2-1-0		2-1-0
5-13-0		0-1-0	0-0-		AWAY		3-3-0		1-3-0		1-3-0
2-0-0		0-0-0	0-0-0		NEUTRAL		2-0-0		0-0-0		0-0-0
11-12-0		2-5-0	2-2-0		CONFERENCE		3-0-0		0-0-0		4-5-0
5-4-0		1-2-0	2-1-0		HOME		0-0-0		0-0-0		2-1-0
6-6-0		1-2-0	0-0-0		AWAY		3-0-0		0-0-0		2-4-0
0-2-0		0-1-0	0-1-0		NEUTRAL		0-0-0		0-0-0		0-0-0
RPI S	Opponent	Score	RPI S	Opponent	Score	RPI S	Opponent	Score	RPI S	Opponent	Score
1 A	Vanderbilt	4 5	26 H	DBU	8 3	56 N	Boston College	4 3	106 H	Iowa	7 18
20 H	Creighton	11 0	26 H	DBU	11 5	56 N	Boston College	4 0	106 H	Iowa	6 0
20 H	Creighton	4 10	26 H	DBU	3 4	66 A	Xavier	8 11	106 H	Iowa	3 1
20 H	Creighton	7 1	26 N	DBU	2 9	66 A	Xavier	10 2	107 A	Mercer	4 5
23 A	Illinois St.	11 8	38 A	Indiana	1 5	66 A	Xavier	2 5	107 A	Mercer	6 7
23 A	Illinois St.	2 11	38 A	Indiana	3 9	96 A	Little Rock	5 7	107 A	Mercer	7 2
23 A	Illinois St.	4 11	38 A	Indiana	5 6	96 A	Little Rock	3 1	123 A	Austin Peay	2 10
24 H	Indiana St.	4 6	38 H	Indiana	0 5	96 A	Little Rock	10 5	156 H	Missouri St.	4 3
24 H	Indiana St.	6 2				100 A	Bradley	6 4	156 H	Missouri St.	9 10
24 H	Indiana St.	2 8				100 A	Bradley	1 0	156 H	Missouri St.	4 3
24 N	Indiana St.	0 7				100 A	Bradley	4 2	166 A	Southern Ill.	2 5
									166 A	Southern Ill.	1 4
									166 A	Southern Ill.	6 8
									196 A	Eastern Ky.	0 2
									198 A	Murray St.	16 12
									198 H	Murray St.	4 6
									202 A	UT Martin	4 8
									202 H	UT Martin	6 3
									203 A	Belmont	4 6
									238 H	SIUE	9 5
									256 A	Valparaiso	4 2
									256 A	Valparaiso	8 1
									256 A	Valparaiso	2 6
			LAST 10 GAMES								
			26 N	DBU	2 9	203 A	Belmont	4 6			
			24 N	Indiana St.	0 7	156 H	Missouri St.	4 3			
			23 A	Illinois St.	4 11	156 H	Missouri St.	9 10			
			23 A	Illinois St.	11 8	156 H	Missouri St.	4 3			
			23 A	Illinois St.	2 11	198 H	Murray St.	4 6			

Non-Div. I Games:

Evansville

Average RPI Win: 133		WON-LOST	WINNING	LAST 10	STRENGTH OF		OPP. STRENGTH	TEAM	ADJ	CONF.	ADJ CONF.
Average RPI Loss: 88		RECORD	PCT. RANK	GAMES	SCHEDULE		OF SCHEDULE	RPI	RPI	RPI	RPI
DIV. I ONLY		29-28-0	.50877	142	7-3-0		62	98	96	.52246	96
DIV. I NON-CONF.		10-15-0	.4	195	1-0-0		27	112	130	.50376	130
TOTALS		RPI 1-25	RPI 26-50		W-L RECORDS		RPI 51-100		RPI 101-150		RPI 150+
29-28-0		1-6-0	0-0-0		OVERALL		8-9-0		10-10-0		10-3-0
16-12-0		0-3-0	0-0-0		HOME		5-4-0		4-3-0		7-2-0
11-14-0		1-3-0	0-0-0		AWAY		3-4-0		4-6-0		3-1-0
2-2-0		0-0-0	0-0-0		NEUTRAL		0-1-0		2-1-0		0-0-0
10-15-0		1-6-0	0-0-0		NON-CONFERENCE		1-4-0		4-2-0		4-3-0
6-8-0		0-3-0	0-0-0		HOME		1-3-0		1-0-0		4-2-0
3-7-0		1-3-0	0-0-		AWAY		0-1-0		2-2-0		0-1-0
1-0-0		0-0-0	0-0-0		NEUTRAL		0-0-0		1-0-0		0-0-0
19-13-0		0-0-0	0-0-0		CONFERENCE		7-5-0		6-8-0		6-0-0
10-4-0		0-0-0	0-0-0		HOME		4-1-0		3-3-0		3-0-0
8-7-0		0-0-0	0-0-0		AWAY		3-3-0		2-4-0		3-0-0
1-2-0		0-0-0	0-0-0		NEUTRAL		0-1-0		1-1-0		0-0-0
RPI S	Opponent	Score	RPI S	Opponent	Score	RPI S	Opponent	Score	RPI S	Opponent	Score
3 A	Mississippi St.	4 15				53 H	Texas St.	9 5	102 H	Troy	4 3
6 A	Oklahoma St.	3 8				53 H	Texas St.	9 13	102 H	Troy	5 11
9 A	Arkansas	17 7				53 H	Texas St.	4 3	102 H	Troy	4 3
17 A	Ole Miss	8 11				60 H	Coastal Caro.	8 5	102 N	Troy	4 5
20 H	Creighton	10 12				60 H	Coastal Caro.	14 0	102 N	Troy	6 5
20 H	Creighton	8 10				61 A	Louisiana Tech	4 5	104 A	South Alabama	8 9
20 H	Creighton	8 13				61 H	Louisiana Tech	3 5	104 A	South Alabama	2 7
						71 A	Ga. Southern	10 15	104 A	South Alabama	1 8
						71 A	Ga. Southern	6 7	121 A	Northwestern St.	5 7
						71 A	Ga. Southern	11 10	121 A	Northwestern St.	0 1
						71 N	Ga. Southern	3 10	121 A	Northwestern St.	7 5
						94 A	UT Arlington	1 11	129 A	Central Ark.	5 1
						94 A	UT Arlington	13 3	129 H	Central Ark.	4 2
						94 A	UT Arlington	9 7	129 N	Central Ark.	5 1
						95 H	Evansville	1 3	132 H	Louisiana	2 4
						95 H	Evansville	7 5	132 H	Louisiana	4 1
						95 H	Evansville	5 10	132 H	Louisiana	10 16
									136 A	La.-Monroe	2 5
									136 A	La.-Monroe	4 2
									136 A	La.-Monroe	7 3
									167 A	Arkansas St.	2 1
									167 A	Arkansas St.	8 0
									167 A	Arkansas St.	13 9
									181 H	South Dakota St.	4 9
									181 H	South Dakota St.	10 3
									181 H	South Dakota St.	6 8
									181 H	South Dakota St.	7 6
			LAST 10 GAMES								
			102 N	Troy	4 5	167 A	Arkansas St.	2 1			
			71 N	Ga. Southern	3 10	129 N	Central Ark.	5 1			
			102 N	Troy	6 5	53 H	Texas St.	9 13			
			167 A	Arkansas St.	13 9	53 H	Texas St.	9 5			
			167 A	Arkansas St.	8 0	53 H	Texas St.	4 3			

Non-Div. I Games:

Little Rock

RPI	S	Opponent	Score	
197	A	Oral Roberts	3	4
197	H	Oral Roberts	6	5
232	H	Georgia St.	3	2
232	H	Georgia St.	6	2
232	H	Georgia St.	9	1
292	H	Ark.-Pine Bluff	12	3

Little Rock

L
i
t
t
l
e
R
o
c
k

L
i
t
t
l
e
R
o
c
k

Average RPI Win: 117		WON-LOST	WINNING	LAST 10	STRENGTH OF		OPP. STRENGTH	TEAM	ADJ	CONF.	ADJ CONF.
Average RPI Loss: 62		RECORD	PCT. RANK	GAMES	SCHEDULE		OF SCHEDULE	RPI	RPI	RPI	RPI
DIV. I ONLY		25-33-0	.43103	206	3-7-0		25	51	97	.52229	97
DIV. I NON-CONF.		17-15-0	.53125	132	1-0-0		61	159	88	.52942	88
TOTALS		RPI 1-25	RPI 26-50		W-L RECORDS		RPI 51-100		RPI 101-150		RPI 150+
25-33-0		3-10-0	3-7-0		OVERALL		6-10-0		4-3-0		9-3-0
14-12-0		2-4-0	1-3-0		HOME		4-3-0		2-1-0		5-1-0
8-17-0		1-5-0	2-3-0		AWAY		2-6-0		0-1-0		3-2-0
3-4-0		0-1-0	0-1-0		NEUTRAL		0-1-0		2-1-0		1-0-0
17-15-0		1-2-0	1-3-0		NON-CONFERENCE		2-4-0		4-3-0		9-3-0
9-5-0		0-0-0	0-1-0		HOME		2-2-0		2-1-0		5-1-0
5-8-0		1-2-0	1-0-		AWAY		0-2-0		0-1-0		3-2-0
3-2-0		0-0-0	0-1-0		NEUTRAL		0-0-0		2-1-0		1-0-0
8-18-0		2-8-0	2-4-0		CONFERENCE		4-6-0		0-0-0		0-0-0
5-7-0		2-4-0	1-2-0		HOME		2-1-0		0-0-0		0-0-0
3-9-0		0-3-0	1-2-0		AWAY		2-4-0		0-0-0		0-0-0
0-2-0		0-1-0	0-0-0		NEUTRAL		0-1-0		0-0-0		0-0-0
RPI S	Opponent	Score	RPI S	Opponent	Score	RPI S	Opponent	Score	RPI S	Opponent	Score
6 A	Oklahoma St.	4 5	28 N	Fresno St.	3 11	55 H	TCU	11 10	114 H	UTRGV	5 6
6 A	Oklahoma St.	4 11	31 A	Missouri	2 17	55 H	TCU	1 8	114 H	UTRGV	7 1
6 A	Oklahoma St.	4 8	33 A	Baylor	6 11	55 H	TCU	7 4	114 H	UTRGV	3 1
8 H	Texas Tech	4 11	33 A	Baylor	3 4	68 A	Texas	2 0	124 A	California Baptist	6 7
8 H	Texas Tech	3 4	33 A	Baylor	10 3	68 A	Texas	2 10	125 N	San Francisco	11 5
8 H	Texas Tech	5 4	40 A	Nebraska	5 0	68 A	Texas	6 4	125 N	San Francisco	7 0
8 N	Texas Tech	4 7	40 H	Nebraska	0 7	69 A	Kansas	4 6	125 N	San Francisco	1 3
15 H	West Virginia	8 6	46 H	Oklahoma	3 6	69 A	Kansas	6 9	180 N	Utah	6 4
15 H	West Virginia	4 7	46 H	Oklahoma	5 2	69 A	Kansas	0 10	195 A	Omaha	9 2
15 H	West Virginia	0 6	46 H	Oklahoma	4 8	69 N	Kansas	14 15	195 H	Omaha	7 2
20 A	Creighton	1 11				79 A	San Diego St.	7 10	199 H	Canisius	3 15
20 A	Creighton	9 2				80 H	Old Dominion	0 5	199 H	Canisius	6 5
20 A	Creighton	0 4				80 H	Old Dominion	6 2	201 A	CSUN	11 5
						80 H	Old Dominion	2 8	201 A	CSUN	2 4
						83 A	Wichita St.	5 8	201 A	CSUN	8 10
						83 H	Wichita St.	7 2	201 A	CSUN	6 5
									226 H	Northern Ill.	9 6
									226 H	Northern Ill.	8 3
									249 H	Texas Southern	11 5
LAST 10 GAMES											
			69 N	Kansas	14 15	15 H	West Virginia	4 7			
			8 N	Texas Tech	4 7	15 H	West Virginia	8 6			
			69 A	Kansas	4 6	15 H	West Virginia	0 6			
			69 A	Kansas	6 9	249 H	Texas Southern	11 5			
			69 A	Kansas	0 10	33 A	Baylor	10 3			

Non-Div. I Games:

Kansas St.

Average RPI Win: 142		WON-LOST RECORD	WINNING PCT. RANK	LAST 10 GAMES	STRENGTH OF SCHEDULE	OPP. STRENGTH OF SCHEDULE	TEAM RPI	ADJ RPI	CONF. RPI	ADJ CONF. RPI				
Average RPI Loss: 79														
DIV. I ONLY		32-26-0	.55172	105	4-6-0	71	73	98	.5222	98	5	5		
DIV. I NON-CONF.		19-13-0	.59375	94	1-0-0	150	165	133	.5032	133	5	5		
<hr/>														
TOTALS		RPI 1-25		RPI 26-50		W-L RECORDS		RPI 51-100		RPI 101-150		RPI 150+		
32-26-0		2-7-0		4-7-0		OVERALL		6-4-0		6-2-0		14-6-0		
22-14-0		1-5-0		2-4-0		HOME		3-2-0		5-0-0		11-3-0		
7-9-0		1-2-0		1-2-0		AWAY		3-1-0		1-2-0		1-2-0		
3-3-0		0-0-0		1-1-0		NEUTRAL		0-1-0		0-0-0		2-1-0		
19-13-0		1-5-0		0-0-0		NON-CONFERENCE		2-1-0		2-1-0		14-6-0		
15-9-0		1-5-0		0-0-0		HOME		1-1-0		2-0-0		11-3-0		
2-3-0		0-0-0		0-0-		AWAY		1-0-0		0-1-0		1-2-0		
2-1-0		0-0-0		0-0-0		NEUTRAL		0-0-0		0-0-0		2-1-0		
13-13-0		1-2-0		4-7-0		CONFERENCE		4-3-0		4-1-0		0-0-0		
7-5-0		0-0-0		2-4-0		HOME		2-1-0		3-0-0		0-0-0		
5-6-0		1-2-0		1-2-0		AWAY		2-1-0		1-1-0		0-0-0		
1-2-0		0-0-0		1-1-0		NEUTRAL		0-1-0		0-0-0		0-0-0		
RPI	S	Opponent		Score	RPI	S	Opponent		Score	RPI	S	Opponent		Score
7	A	East Carolina		2 8	27	H	UConn		6 10	83	H	Wichita St.		11 12
7	A	East Carolina		0 14	27	H	UConn		8 6	83	H	Wichita St.		8 4
7	A	East Carolina		9 8	27	H	UConn		5 8	83	H	Wichita St.		12 6
17	H	Ole Miss		3 6	45	A	Houston		9 7	84	A	Southeastern La.		15 14
17	H	Ole Miss		4 6	45	A	Houston		7 12	84	H	Southeastern La.		3 10
17	H	Ole Miss		13 12	45	A	Houston		2 5	90	A	Cincinnati		6 7
25	H	UC Santa Barbara		6 16	48	H	UCF		2 5	90	A	Cincinnati		8 1
25	H	UC Santa Barbara		4 7	48	H	UCF		2 4	90	A	Cincinnati		19 4
25	H	UC Santa Barbara		7 8	48	H	UCF		6 2	90	H	McNeese		9 3
					48	N	UCF		5 2	90	N	Cincinnati		4 8
					48	N	UCF		2 6					
					LAST 10 GAMES									
					48	N	UCF		2 6	27	H	UConn		5 8
					90	N	Cincinnati		4 8	104	H	South Alabama		11 1
					48	N	UCF		5 2	45	A	Houston		2 5
					27	H	UConn		8 6	45	A	Houston		9 7
					27	H	UConn		6 10	45	A	Houston		7 12

Non-Div. I Games:

Tulane

RPI	S	Opponent	Score	
261	N	Dartmouth	5	1

Tulane

T
u
l
a
n
e

T
u
l
a
n
e

Average RPI Win: 166		WON-LOST RECORD		WINNING PCT. RANK		LAST 10 GAMES		STRENGTH OF SCHEDULE		OPP. STRENGTH OF SCHEDULE		TEAM RPI		ADJ RPI		CONF. RPI		ADJ CONF. RPI	
DIV. I ONLY		33-24-0		.57895 78		5-5-0		111		143		100		.51921 99		15		15	
DIV. I NON-CONF.		11-17-0		.39286 201		0		83		122		181		.47943 181		14		14	
TOTALS		RPI 1-25		RPI 26-50		W-L RECORDS		RPI 51-100		RPI 101-150		RPI 150+							
33-24-0		0-4-0		0-1-0		OVERALL		8-9-0		7-5-0		18-5-0							
16-15-0		0-2-0		0-1-0		HOME		1-7-0		4-3-0		11-2-0							
13-7-0		0-2-0		0-0-0		AWAY		6-2-0		1-0-0		6-3-0							
4-2-0		0-0-0		0-0-0		NEUTRAL		1-0-0		2-2-0		1-0-0							
11-17-0		0-4-0		0-1-0		NON-CONFERENCE		2-8-0		1-1-0		8-3-0							
6-13-0		0-2-0		0-1-0		HOME		1-7-0		0-1-0		5-2-0							
4-4-0		0-2-0		0-0-		AWAY		1-1-0		1-0-0		2-1-0							
1-0-0		0-0-0		0-0-0		NEUTRAL		0-0-0		0-0-0		1-0-0							
22-7-0		0-0-0		0-0-0		CONFERENCE		6-1-0		6-4-0		10-2-0							
10-2-0		0-0-0		0-0-0		HOME		0-0-0		4-2-0		6-0-0							
9-3-0		0-0-0		0-0-0		AWAY		5-1-0		0-0-0		4-2-0							
3-2-0		0-0-0		0-0-0		NEUTRAL		1-0-0		2-2-0		0-0-0							
RPI S	Opponent		Score		RPI S	Opponent		Score		RPI S	Opponent		Score		RPI S	Opponent		Score	
7 A	East Carolina		3	5	42 H	Liberty		1	13	51 H	Campbell		7	15	138 A	High Point		10	8
7 H	East Carolina		4	9						54 A	Wake Forest		6	3	138 H	High Point		2	6
22 A	NC State		2	21						54 H	Wake Forest		7	13	142 H	Northeastern		4	2
22 H	NC State		0	5						73 H	Maryland		4	11	142 H	Northeastern		3	0
										73 H	Maryland		4	12	142 H	Northeastern		6	5
										85 A	William & Mary		11	9	142 N	Northeastern		8	6
										85 A	William & Mary		11	2	148 H	UNCW		2	1
										85 A	William & Mary		8	2	148 H	UNCW		5	7
										85 N	William & Mary		9	2	148 H	UNCW		1	2
										87 H	Bryant		4	6	148 N	UNCW		5	6
										87 H	Bryant		5	6	148 N	UNCW		3	8
										87 H	Bryant		1	0	148 N	UNCW		4	1
										88 A	UNC Greensboro		3	4	163 H	James Madison		3	1
										88 H	UNC Greensboro		8	9	163 H	James Madison		8	3
										92 A	Col. of Charleston		7	2	163 H	James Madison		5	4
										92 A	Col. of Charleston		1	3	164 N	Quinnipiac		11	1
										92 A	Col. of Charleston		8	6	194 H	N.C. A&T		2	3
															206 A	Hofstra		1	4
															206 A	Hofstra		6	3
															206 A	Hofstra		7	0
															207 A	Western Caro.		12	11
															207 A	Western Caro.		2	5
															207 A	Western Caro.		6	2
															210 H	Lafayette		5	1
															210 H	Lafayette		9	1
															210 H	Lafayette		8	0
															233 H	Delaware		4	1
LAST 10 GAMES				LAST 10 GAMES				LAST 10 GAMES				LAST 10 GAMES				LAST 10 GAMES			
148 N UNCW				5	6	148 H UNCW				2	1	207 A Western Caro.				6	2		
148 N UNCW				4	1	148 H UNCW				1	2	210 H Lafayette				5	1		
85 N William & Mary				9	2	148 H UNCW				5	7	210 H Lafayette				9	1		
142 N Northeastern				8	6	206 A Hofstra				1	4	210 H Lafayette				8	0		
148 N UNCW				3	8	206 A Hofstra				7	0	233 H Delaware				4	1		

Non-Div. I Games:

Elon

Elon

En

Elon

RPI	S	Opponent	Score	
261	N	Dartmouth	2	6
261	N	Dartmouth	10	2
261	N	Dartmouth	6	3

Bradley

B
r
a
d
l
e
y

B
r
a
d
l
e
y

Average RPI Win: 133		WON-LOST	WINNING	LAST 10	STRENGTH OF	OPP. STRENGTH	TEAM	ADJ	CONF.	ADJ CONF.				
Average RPI Loss: 98		RECORD	PCT. RANK	GAMES	SCHEDULE	OF SCHEDULE	RPI	RPI	RPI	RPI				
DIV. I ONLY		31-29-0	.51667	139	5-5-0	77	111	102	.51748	102	10	10		
DIV. I NON-CONF.		13-13-0	.5	144	0-1-0	19	173	102	.52481	102	8	8		
<hr/>														
TOTALS		RPI 1-25		RPI 26-50		W-L RECORDS		RPI 51-100		RPI 101-150		RPI 150+		
31-29-0		0-1-0		1-2-0		OVERALL		13-16-0		7-5-0		10-5-0		
17-14-0		0-0-0		0-1-0		HOME		6-6-0		4-3-0		7-4-0		
12-12-0		0-0-0		1-1-0		AWAY		6-8-0		2-2-0		3-1-0		
2-3-0		0-1-0		0-0-0		NEUTRAL		1-2-0		1-0-0		0-0-0		
<hr/>														
13-13-0		0-1-0		1-2-0		NON-CONFERENCE		6-8-0		0-2-0		6-0-0		
9-7-0		0-0-0		0-1-0		HOME		4-5-0		0-1-0		5-0-0		
4-5-0		0-0-0		1-0-		AWAY		2-3-0		0-1-0		1-0-0		
0-1-0		0-1-0		0-0-0		NEUTRAL		0-0-0		0-0-0		0-0-0		
<hr/>														
18-16-0		0-0-0		0-0-0		CONFERENCE		7-8-0		7-3-0		4-5-0		
8-7-0		0-0-0		0-0-0		HOME		2-1-0		4-2-0		2-4-0		
8-7-0		0-0-0		0-0-0		AWAY		4-5-0		2-1-0		2-1-0		
2-2-0		0-0-0		0-0-0		NEUTRAL		1-2-0		1-0-0		0-0-0		
<hr/>														
RPI	S	Opponent	Score		RPI	S	Opponent	Score		RPI	S	Opponent	Score	
13	N	Tennessee	2	11	43	A	Southern Miss.	2	12	53	A	Texas St.	7	6
					44	A	Alabama	8	4	53	A	Texas St.	7	8
					44	H	Alabama	3	7	53	A	Texas St.	7	3
										60	A	Coastal Caro.	7	9
										60	A	Coastal Caro.	10	8
										60	A	Coastal Caro.	2	4
										61	A	Louisiana Tech	7	5
										61	A	Louisiana Tech	4	11
										61	A	Louisiana Tech	4	3
										62	H	Central Mich.	2	5
										62	H	Central Mich.	3	5
										62	H	Central Mich.	3	2
										62	H	Central Mich.	7	6
										71	H	Ga. Southern	3	11
										71	H	Ga. Southern	5	4
										71	H	Ga. Southern	10	3
										71	N	Ga. Southern	0	1
										72	A	Samford	3	4
										72	H	Samford	5	15
										81	A	Jacksonville St.	5	9
								</						

Non-Div. I Games:

Troy

RPI	S	Opponent	Score	
81	H	Jacksonville St.	7	9
84	H	Southeastern La.	5	2
84	H	Southeastern La.	4	19
84	H	Southeastern La.	8	3
96	A	Little Rock	3	4
96	A	Little Rock	11	5
96	A	Little Rock	3	4
96	N	Little Rock	5	4
96	N	Little Rock	5	6
104	A	South Alabama	6	2
104	A	South Alabama	2	8
43	A	Southern Miss.	2	12
136	H	La.-Monroe	10	4
136	H	La.-Monroe	6	14

T
r
o
y

T
r
o
y

Average RPI Win: 184		WON-LOST RECORD	WINNING PCT. RANK	LAST 10 GAMES	STRENGTH OF SCHEDULE	OPP. STRENGTH OF SCHEDULE	TEAM RPI	ADJ RPI	CONF. RPI	ADJ CONF. RPI				
Average RPI Loss: 152														
DIV. I ONLY		27-16-0	.62791 49	5-5-0	216	199	103	.51735 103	21	21				
DIV. I NON-CONF.		11-9-0	.55 116	0-4-0	111	172	74	.53751 73	16	16				
<hr/>														
TOTALS		RPI 1-25	RPI 26-50		W-L RECORDS		RPI 51-100		RPI 101-150		RPI 150+			
27-16-0		0-1-0	0-1-0		OVERALL		0-1-0		6-3-0		21-10-0			
9-4-0		0-0-0	0-0-0		HOME		0-0-0		0-0-0		9-4-0			
12-7-0		0-0-0	0-0-0		AWAY		0-1-0		5-3-0		7-3-0			
6-5-0		0-1-0	0-1-0		NEUTRAL		0-0-0		1-0-0		5-3-0			
<hr/>														
11-9-0		0-1-0	0-1-0		NON-CONFERENCE		0-1-0		6-3-0		5-3-0			
1-0-0		0-0-0	0-0-0		HOME		0-0-0		0-0-0		1-0-0			
6-4-0		0-0-0	0-0-		AWAY		0-1-0		5-3-0		1-0-0			
4-5-0		0-1-0	0-1-0		NEUTRAL		0-0-0		1-0-0		3-3-0			
<hr/>														
16-7-0		0-0-0	0-0-0		CONFERENCE		0-0-0		0-0-0		16-7-0			
8-4-0		0-0-0	0-0-0		HOME		0-0-0		0-0-0		8-4-0			
6-3-0		0-0-0	0-0-0		AWAY		0-0-0		0-0-0		6-3-0			
2-0-0		0-0-0	0-0-0		NEUTRAL		0-0-0		0-0-0		2-0-0			
<hr/>														
RPI	S	Opponent	Score		RPI	S	Opponent	Score		RPI	S	Opponent	Score	
6	N	Oklahoma St.	0	2	27	N	UConn	2	10	56	A	Boston College	1	2
										130	A	Radford	7	6
										130	A	Radford	5	4
										130	A	Radford	9	2
										130	A	Radford	7	13
										137	A	Wofford	5	6
										137	A	Wofford	0	8
										137	A	Wofford	5	4
										137	A	Wofford	6	1
										142	N	Northeastern	4	3
										151	N	Army West Point	3	8
										153	H	Yale	7	8
										153	H	Yale	3	0
										153	H	Yale	10	8
										157	H	Columbia	9	11
										157	H	Columbia	6	4
										157	H	Columbia	10	9
										157	N	Columbia	3	1
										157	N	Columbia	8	6
										169	N	Massachusetts	9	10
										184	H	Holy Cross	7	6
186	N	Seton Hall	6	2										
186	N	Seton Hall	4	7										
188	A	Penn	12	9										
188	A	Penn	12	16										
188	A	Penn	8	6										
190	N	Rutgers	7	6										
209	A	UMass Lowell	8	4										
<hr/>														
LAST 10 GAMES														
27	N	UConn	2	10	227	A	Brown	7	2	188	A	Penn	12	9
6	N	Oklahoma St.	0	2	227	A	Brown	3	5	188	A	Penn	12	16
151	N	Army West Point	3	8	227	A	Brown	7	4	188	A	Penn	8	6
157	N	Columbia	8	6	56	A	Boston College	1	2	190	N	Rutgers	7	6
157	N	Columbia	3	1	157	H	Columbia	10	9	209	A	UMass Lowell	8	4

Non-Div. I Games:

Harvard

RPI	S	Opponent	Score
212	H	Cornell	0 2
212	H	Cornell	8 6
212	H	Cornell	7 1
225	N	Saint Joseph's	5 3
227	A	Brown	7 4
227	A	Brown	7 2
227	A	Brown	3 5
235	H	Princeton	12 0
235	H	Princeton	5 3
235	H	Princeton	9 16
261	A	Dartmouth	7 15
261	A	Dartmouth	11 3
261	A	Dartmouth	2 1

Harvard

South
Alabama

South Alabama

Average RPI Win:	196	WON-LOST	WINNING	LAST 10	STRENGTH OF	OPP. STRENGTH	TEAM	ADJ	CONF.	ADJ CONF.		
Average RPI Loss:	135	RECORD	PCT. RANK	GAMES	SCHEDULE	OF SCHEDULE	RPI	RPI	RPI	RPI		
DIV. I ONLY		40-25-0	.61538	58	7-3-0	192	198	105	.51713	105	24	24
DIV. I NON-CONF.		16-15-0	.51613	142	1-2-0	153	154	138	.50116	138	25	25
TOTALS	RPI 1-25	RPI 26-50		W-L RECORDS		RPI 51-100		RPI 101-150		RPI 150+		
40-25-0	2-5-0	1-1-0		OVERALL		0-2-0		12-7-0		25-10-0		
22-7-0	0-0-0	1-0-0		HOME		0-1-0		6-4-0		15-2-0		
11-17-0	1-5-0	1-0-0		AWAY		0-1-0		2-3-0		8-7-0		
7-1-0	1-0-0	0-0-0		NEUTRAL		0-0-0		4-0-0		2-1-0		
16-15-0	2-5-0	1-1-0		NON-CONFERENCE		0-2-0		1-2-0		12-5-0		
14-3-0	0-0-0	1-0-0		HOME		0-1-0		1-0-0		12-2-0		
1-12-0	1-5-0	0-0-		AWAY		0-1-0		0-2-0		0-3-0		
1-0-0	1-0-0	0-0-0		NEUTRAL		0-0-0		0-0-0		0-0-0		
24-10-0	0-0-0	0-0-0		CONFERENCE		0-0-0		11-5-0		13-5-0		
8-4-0	0-0-0	0-0-0		HOME		0-0-0		5-4-0		3-0-0		
10-5-0	0-0-0	0-0-0		AWAY		0-0-0		2-1-0		8-4-0		
6-1-0	0-0-0	0-0-0		NEUTRAL		0-0-0		4-0-0		2-1-0		
RPI S	Opponent	Score		RPI S	Opponent	Score		RPI S	Opponent	Score		
2 A	UCLA	1	2	36 A	California	4	12	63 A	Saint Mary's (CA)	1	10	
2 A	UCLA	0	6	36 H	California	6	0	63 H	Saint Mary's (CA)	3	6	
2 A	UCLA	2	1									
10 A	Stanford	3	12									
10 A	Stanford	0	11									
23 A	Illinois St.	1	2									
25 N	UC Santa Barbara	6	4									
				LAST 10 GAMES								
10 A	Stanford	3	12	111 N	New Mexico St.	6	4	110 H	Grand Canyon	2	1	
25 N	UC Santa Barbara	6	4	114 N	UTRGV	6	2	110 H	Grand Canyon	3	2	
10 A	Stanford	0	11	266 N	Utah Valley	6	4	110 H	Grand Canyon	2	5	
110 N	Grand Canyon	5	4	231 N	CSU Bakersfield	7	3	110 N	Grand Canyon	4	3	
110 N	Grand Canyon	4	3	266 N	Utah Valley	2	4	110 N	Grand Canyon	5	4	
								111 H	New Mexico St.	2	3	
								111 H	New Mexico St.	4	3	
								111 H	New Mexico St.	4	12	
								111 N	New Mexico St.	6	4	
								114 H	UTRGV	5	4	
								114 H	UTRGV	3	5	
								114 H	UTRGV	7	1	
								114 N	UTRGV	6	2	
								119 A	Nevada	2	6	
								119 H	Nevada	4	3	
								124 A	California Baptist	5	6	
								124 A	California Baptist	21	10	
								124 A	California Baptist	1	0	
								125 A	San Francisco	2	3	
								155 A	Pacific	3	6	
								155 A	Pacific	3	11	
								155 H	Pacific	2	6	
								155 H	Pacific	5	2	
								182 H	San Jose St.	7	2	
								231 H	CSU Bakersfield	4	3	
								231 H	CSU Bakersfield	10	7	
								231 H	CSU Bakersfield	5	4	

Non-Div. I Games:

Sacramento St.

RPI	S	Opponent	Score	
231	N	CSU Bakersfield	7	3
239	H	UC Davis	8	2
253	H	Towson	12	2
253	H	Towson	13	4
253	H	Towson	5	0
253	H	Towson	1	0
262	H	North Dakota St.	8	3
262	H	North Dakota St.	1	9
262	H	North Dakota St.	2	1
266	A	Utah Valley	4	14
266	A	Utah Valley	5	4
266	A	Utah Valley	2	6
266	N	Utah Valley	2	4
266	N	Utah Valley	6	4
276	A	Santa Clara	0	11
277	A	Seattle U	6	2
277	A	Seattle U	9	3
277	A	Seattle U	2	4
285	H	Rider	5	4
285	H	Rider	6	3
285	H	Rider	7	0
286	A	Northern Colo.	6	8
286	A	Northern Colo.	15	10
286	A	Northern Colo.	12	2
288	A	Chicago St.	7	5
288	A	Chicago St.	10	1
288	A	Chicago St.	13	3

Sacramento St.

S
a
c
r
a
m
e
n
t
o
s
t
.

Average RPI Win: 136		WON-LOST RECORD		WINNING PCT. RANK		LAST 10 GAMES		STRENGTH OF SCHEDULE		OPP. STRENGTH OF SCHEDULE		TEAM RPI		ADJ RPI		CONF. RPI		ADJ CONF. RPI				
DIV. I ONLY		29-24-0		.54717 114		2-8-0		133		86		106		.51708 106		7		7				
DIV. I NON-CONF.		16-10-0		.61538 83		0-1-0		174		150		95		.52705 95		7		7				
TOTALS		RPI 1-25		RPI 26-50		W-L RECORDS		RPI 51-100		RPI 101-150		RPI 150+										
29-24-0		2-2-0		6-5-0		OVERALL		4-8-0		3-1-0		14-8-0										
17-7-0		0-1-0		5-1-0		HOME		3-1-0		1-0-0		8-4-0										
9-14-0		2-1-0		0-3-0		AWAY		1-6-0		2-1-0		4-3-0										
3-3-0		0-0-0		1-1-0		NEUTRAL		0-1-0		0-0-0		2-1-0										
16-10-0		2-2-0		0-0-0		NON-CONFERENCE		4-4-0		1-0-0		9-4-0										
9-3-0		0-1-0		0-0-0		HOME		3-1-0		1-0-0		5-1-0										
5-6-0		2-1-0		0-0-		AWAY		1-3-0		0-0-0		2-2-0										
2-1-0		0-0-0		0-0-0		NEUTRAL		0-0-0		0-0-0		2-1-0										
13-14-0		0-0-0		6-5-0		CONFERENCE		0-4-0		2-1-0		5-4-0										
8-4-0		0-0-0		5-1-0		HOME		0-0-0		0-0-0		3-3-0										
4-8-0		0-0-0		0-3-0		AWAY		0-3-0		2-1-0		2-1-0										
1-2-0		0-0-0		1-1-0		NEUTRAL		0-1-0		0-0-0		0-0-0										
RPI	S	Opponent		Score		RPI	S	Opponent		Score		RPI	S	Opponent		Score						
6	A	Oklahoma St.		4	5	35	H	Illinois		3	1	58	H	UC Irvine		6	3	118	A	Ohio St.	1	5
6	A	Oklahoma St.		5	4	35	H	Illinois		2	1	58	H	UC Irvine		4	15	118	A	Ohio St.	11	4
6	A	Oklahoma St.		3	2	35	H	Illinois		8	4	58	H	UC Irvine		1	0	118	A	Ohio St.	4	2
23	H	Illinois St.		6	11	38	A	Indiana		1	7	64	N	Minnesota		0	3	147	H	Milwaukee	5	4
						38	A	Indiana		1	13	73	A	Maryland		8	10	170	H	Michigan St.	4	9
						38	A	Indiana		2	3	73	A	Maryland		6	8	170	H	Michigan St.	7	5
						38	N	Indiana		4	2	73	A	Maryland		4	8	170	H	Michigan St.	5	7
						40	H	Nebraska		2	3	95	A	Evansville		18	7	178	N	Marshall	10	0
						40	H	Nebraska		3	2	95	A	Evansville		0	6	190	H	Rutgers	9	5
						40	H	Nebraska		17	9	95	A	Evansville		1	3	190	H	Rutgers	3	15
						40	N	Nebraska		1	11	100	A	Bradley		1	3	190	H	Rutgers	6	1
												100	H	Bradley		4	2	193	N	Pittsburgh	10	1
																		201	H	CSUN	5	4
																		201	H	CSUN	5	8
																		201	H	CSUN	3	1
																		216	A	Purdue	10	4
																		216	A	Purdue	5	9
																		216	A	Purdue	6	3
																		226	H	Northern Ill.	8	6
																		243	A	Hawaii	1	7
																		243	A	Hawaii	6	4
																		243	A	Hawaii	7	8
																		243	A	Hawaii	10	8
																		255	H	Western Ill.	8	7
																		260	N	George Mason	2	7
																		288	H	Chicago St.	5	4
				LAST 10 GAMES																		
				64	N	Minnesota		0	3	73	A	Maryland		6	8	243	A	Hawaii	10	8		
				40	N	Nebraska		1	11	170	H	Michigan St.		5	7	255	H	Western Ill.	8	7		
				38	N	Indiana		4	2	170	H	Michigan St.		4	9	260	N	George Mason	2	7		
				73	A	Maryland		8	10	170	H	Michigan St.		7	5	288	H	Chicago St.	5	4		
				73	A	Maryland		4	8	58	H	UC Irvine		4	15							

Non-Div. I Games: Simpson 7 2 Clarke 3 2

Iowa

Average RPI Win: 186		WON-LOST	WINNING	LAST 10	STRENGTH OF		OPP. STRENGTH	TEAM	ADJ	CONF.	ADJ CONF.
Average RPI Loss: 105		RECORD	PCT. RANK	GAMES	SCHEDULE		OF SCHEDULE	RPI	RPI	RPI	RPI
DIV. I ONLY		35-29-0	.54688	117	6-4-0		95	169	107	.51654	107
DIV. I NON-CONF.		15-18-0	.45455	174	0-2-0		124	165	169	.48613	169
TOTALS		RPI 1-25	RPI 26-50		W-L RECORDS		RPI 51-100		RPI 101-150		RPI 150+
35-29-0	0-6-0	0-4-0		OVERALL		7-7-0		7-2-0		21-10-0	
18-13-0	0-4-0	0-0-0		HOME		5-5-0		3-0-0		10-4-0	
11-14-0	0-2-0	0-3-0		AWAY		0-1-0		1-2-0		10-6-0	
6-2-0	0-0-0	0-1-0		NEUTRAL		2-1-0		3-0-0		1-0-0	
15-18-0	0-6-0	0-4-0		NON-CONFERENCE		2-3-0		0-0-0		13-5-0	
11-8-0	0-4-0	0-0-0		HOME		2-2-0		0-0-0		9-2-0	
4-9-0	0-2-0	0-0-0		AWAY		0-1-0		0-0-0		4-3-0	
0-1-0	0-0-0	0-1-0		NEUTRAL		0-0-0		0-0-0		0-0-0	
20-11-0	0-0-0	0-0-0		CONFERENCE		5-4-0		7-2-0		8-5-0	
7-5-0	0-0-0	0-0-0		HOME		3-3-0		3-0-0		1-2-0	
7-5-0	0-0-0	0-0-0		AWAY		0-0-0		1-2-0		6-3-0	
6-1-0	0-0-0	0-0-0		NEUTRAL		2-1-0		3-0-0		1-0-0	
RPI S	Opponent	Score	RPI S	Opponent	Score	RPI S	Opponent	Score	RPI S	Opponent	Score
4 A	Georgia	3 13	32 A	Florida St.	5 9	71 A	Ga. Southern	3 13	137 A	Wofford	2 11
12 A	Georgia Tech	1 7	32 A	Florida St.	1 12	71 H	Ga. Southern	3 7	137 A	Wofford	1 4
12 H	Georgia Tech	8 14	32 A	Florida St.	1 5	72 H	Samford	7 2	137 A	Wofford	4 1
24 H	Indiana St.	3 7	37 N	Fla. Atlantic	6 10	72 H	Samford	1 0	137 N	Wofford	9 5
24 H	Indiana St.	7 12				72 H	Samford	2 7	137 N	Wofford	12 8
24 H	Indiana St.	4 9				72 N	Samford	0 11	149 H	ETSU	6 0
						72 N	Samford	4 3	149 H	ETSU	6 3
						88 H	UNC Greensboro	8 1	149 H	ETSU	5 4
						88 H	UNC Greensboro	4 9	149 N	ETSU	11 7
						88 H	UNC Greensboro	3 5	173 A	Furman	7 8
						88 N	UNC Greensboro	9 5	173 A	Furman	3 5
						95 H	Evansville	7 6	173 A	Furman	8 3
						95 H	Evansville	5 4	173 N	Furman	11 2
						95 H	Evansville	2 7	174 A	Kennesaw St.	5 8
									174 H	Kennesaw St.	7 0
									175 H	Binghamton	10 3
									175 H	Binghamton	7 10
									175 H	Binghamton	4 6
									203 A	Belmont	4 10
									203 A	Belmont	4 2
									203 A	Belmont	5 4
									207 H	Western Caro.	6 2
									207 H	Western Caro.	3 4
									207 H	Western Caro.	7 11
									232 A	Georgia St.	2 4
									232 H	Georgia St.	14 11
									236 A	Florida A&M	10 7
LAST 10 GAMES			37 N	Fla. Atlantic	6 10	149 N	ETSU	11 7	207 H	Western Caro.	3 4
			4 A	Georgia	3 13	88 N	UNC Greensboro	9 5	207 H	Western Caro.	7 11
			137 N	Wofford	9 5	72 N	Samford	0 11	232 A	Georgia St.	2 4
			137 N	Wofford	12 8	173 N	Furman	11 2	232 H	Georgia St.	14 11
			72 N	Samford	4 3	173 A	Furman	3 5	236 A	Florida A&M	10 7

Non-Div. I Games:

Mercer

RPI	S	Opponent	Score	
236	A	Florida A&M	7	6
236	H	Florida A&M	5	1
236	H	Florida A&M	16	3
251	A	VMI	3	0
251	A	VMI	2	1
251	A	VMI	15	6
270	A	The Citadel	10	3
270	A	The Citadel	10	0
270	A	The Citadel	5	8
283	H	Savannah St.	8	1
290	H	Alabama A&M	8	7
290	H	Alabama A&M	10	1
290	H	Alabama A&M	21	0

Mercer

M
e
r
c
e
r

M
e
r
c
e
r

Average RPI Win:		165	WON-LOST RECORD		WINNING PCT. RANK		LAST 10 GAMES		STRENGTH OF SCHEDULE		OPP. STRENGTH OF SCHEDULE		TEAM RPI		ADJ RPI		CONF. RPI		ADJ CONF. RPI				
DIV. I ONLY			37-22-0		.62712 50		5-5-0		194		138		108		.51607 108		12		12				
DIV. I NON-CONF.			17-8-0		.68 52		0-1-0		276		157		157		.49257 157		13		13				
TOTALS		RPI 1-25		RPI 26-50		W-L RECORDS		RPI 51-100		RPI 101-150		RPI 150+											
37-22-0		1-0-0		0-1-0		OVERALL		9-10-0		6-4-0		21-7-0											
21-10-0		0-0-0		0-1-0		HOME		4-4-0		3-1-0		14-4-0											
11-9-0		1-0-0		0-0-0		AWAY		4-4-0		2-2-0		4-3-0											
5-3-0		0-0-0		0-0-0		NEUTRAL		1-2-0		1-1-0		3-0-0											
17-8-0		1-0-0		0-1-0		NON-CONFERENCE		3-4-0		2-2-0		11-1-0											
12-4-0		0-0-0		0-1-0		HOME		3-2-0		1-0-0		8-1-0											
2-3-0		1-0-0		0-0-		AWAY		0-2-0		0-1-0		1-0-0											
3-1-0		0-0-0		0-0-0		NEUTRAL		0-0-0		1-1-0		2-0-0											
20-14-0		0-0-0		0-0-0		CONFERENCE		6-6-0		4-2-0		10-6-0											
9-6-0		0-0-0		0-0-0		HOME		1-2-0		2-1-0		6-3-0											
9-6-0		0-0-0		0-0-0		AWAY		4-2-0		2-1-0		3-3-0											
2-2-0		0-0-0		0-0-0		NEUTRAL		1-2-0		0-0-0		1-0-0											
RPI	S	Opponent		Score		RPI	S	Opponent		Score		RPI	S	Opponent		Score		RPI	S	Opponent		Score	
18	A	Texas A&M		6	5	31	H	Missouri		7	11	53	A	Texas St.		4	7	101	N	Notre Dame		15	7
												53	H	Texas St.		6	1	101	N	Notre Dame		1	2
												68	A	Texas		0	9	114	H	UTRGV		6	4
												68	H	Texas		3	2	121	A	Northwestern St.		12	9
												75	A	Sam Houston St.		4	10	121	A	Northwestern St.		6	5
												75	A	Sam Houston St.		8	2	121	A	Northwestern St.		6	7
												75	A	Sam Houston St.		8	13	129	H	Central Ark.		4	5
												75	N	Sam Houston St.		3	2	129	H	Central Ark.		14	6
												84	H	Southeastern La.		3	5	129	H	Central Ark.		10	7
												84	H	Southeastern La.		6	8	134	A	UTSA		4	6
												84	H	Southeastern La.		7	2	158	H	New Orleans		5	2
												90	A	McNeese		8	6	158	H	New Orleans		3	2
												90	A	McNeese		4	1	158	H	New Orleans		15	7
												90	A	McNeese		6	5	159	H	A&M-Corpus Christi		6	11
												90	N	McNeese		1	2	159	H	A&M-Corpus Christi		6	13
												90	N	McNeese		3	5	159	H	A&M-Corpus Christi		6	5
												94	H	UT Arlington		6	2	159	N	A&M-Corpus Christi		5	4
												94	H	UT Arlington		3	7	169	H	Massachusetts		19	4
												94	H	UT Arlington		2	3	192	A	Nicholls St.		6	4
																		192	A	Nicholls St.		3	7
																		192	A	Nicholls St.		7	4
																		200	A	Abilene Christian		3	9
																		200	A	Abilene Christian		4	2
																		200	A	Abilene Christian		5	6
																		206	H	Hofstra		11	1
																		206	H	Hofstra		12	1
																		206	H	Hofstra		9	1

Non-Div. I Games:

Incarnate Word

RPI	S	Opponent	Score	
206	H	Hofstra	2	3
220	H	Houston Baptist	4	3
220	H	Houston Baptist	6	3
220	H	Houston Baptist	6	8
287	N	Eastern Mich.	4	0
287	N	Eastern Mich.	8	3
292	H	Ark.-Pine Bluff	15	11
292	H	Ark.-Pine Bluff	12	1
292	H	Ark.-Pine Bluff	9	3
293	A	Prairie View	14	3
293	H	Prairie View	16	3

Incarnate Word

I
n
c
a
r
n
a
t
e
W
o
r
d

I
n
c
a
r
n
a
t
e
W
o
r
d

[illegible]

Non-Div. I Games:

North Florida

RPI	S	Opponent	Score	
223	H	Western Mich.	10	4
224	H	NJIT	5	2
224	H	NJIT	4	0
224	H	NJIT	8	3
236	A	Florida A&M	13	7
236	H	Florida A&M	10	2
236	H	Florida A&M	4	0
236	H	Florida A&M	9	1
241	A	North Ala.	4	8
241	A	North Ala.	10	4
265	A	Bethune-Cookman	3	1
265	H	Bethune-Cookman	2	6

North Florida

N
o
r
t
h
F
l
o
r
i
d
a

N
o
r
t
h
F
l
o
r
i
d
a

Average RPI Win: 179		WON-LOST	WINNING	LAST 10	STRENGTH OF		OPP. STRENGTH	TEAM	ADJ	CONF.	ADJ CONF.							
Average RPI Loss: 93		RECORD	PCT. RANK	GAMES	SCHEDULE		OF SCHEDULE	RPI	RPI	RPI	RPI							
DIV. I ONLY		36-24-0	.6	68	6-4-0		166	151	110	.51586	110							
DIV. I NON-CONF.		15-13-0	.53571	128	1-0-0		120	5	109	.52147	108							
TOTALS		RPI 1-25	RPI 26-50		W-L RECORDS		RPI 51-100		RPI 101-150		RPI 150+							
36-24-0		0-1-0	0-3-0		OVERALL		8-6-0		9-12-0		19-2-0							
18-12-0		0-1-0	0-3-0		HOME		4-2-0		4-5-0		10-1-0							
15-9-0		0-0-0	0-0-0		AWAY		4-3-0		3-5-0		8-1-0							
3-3-0		0-0-0	0-0-0		NEUTRAL		0-1-0		2-2-0		1-0-0							
15-13-0		0-1-0	0-3-0		NON-CONFERENCE		8-6-0		4-1-0		3-2-0							
8-7-0		0-1-0	0-3-0		HOME		4-2-0		3-0-0		1-1-0							
7-5-0		0-0-0	0-0-		AWAY		4-3-0		1-1-0		2-1-0							
0-1-0		0-0-0	0-0-0		NEUTRAL		0-1-0		0-0-0		0-0-0							
21-11-0		0-0-0	0-0-0		CONFERENCE		0-0-0		5-11-0		16-0-0							
10-5-0		0-0-0	0-0-0		HOME		0-0-0		1-5-0		9-0-0							
8-4-0		0-0-0	0-0-0		AWAY		0-0-0		2-4-0		6-0-0							
3-2-0		0-0-0	0-0-0		NEUTRAL		0-0-0		2-2-0		1-0-0							
RPI	S	Opponent	Score		RPI	S	Opponent	Score		RPI	S	Opponent	Score					
10	H	Stanford	4	14	35	H	Illinois	3	6	52	A	Arizona	11	9				
					35	H	Illinois	2	9	52	H	Arizona	13	14				
					35	H	Illinois	2	5	55	A	TCU	9	17				
										55	A	TCU	4	1				
										55	A	TCU	5	6				
										66	H	Xavier	6	0				
										66	H	Xavier	7	2				
										66	H	Xavier	25	18				
										66	H	Xavier	3	7				
										77	A	Southern California	1	7				
										77	A	Southern California	4	2				
										77	A	Southern California	7	3				
										83	H	Wichita St.	9	1				
										83	N	Wichita St.	7	8				
												105	A	Sacramento St.	5	2		
												105	A	Sacramento St.	1	2		
												105	A	Sacramento St.	2	3		
												105	N	Sacramento St.	4	5		
												105	N	Sacramento St.	3	4		
												111	A	New Mexico St.	7	4		
												111	A	New Mexico St.	2	9		
												111	A	New Mexico St.	4	9		
												111	N	New Mexico St.	8	3		
												114	H	UTRGV	5	8		
												114	H	UTRGV	7	9		
												114	H	UTRGV	2	3		
												114	N	UTRGV	5	0		
												115	A	Cal St. Fullerton	3	11		
												116	H	Ball St.	12	2		
												119	A	Nevada	8	2		
												119	H	Nevada	3	2		
												124	H	California Baptist	3	0		
												124	H	California Baptist	0	8		
												124	H	California Baptist	1	4		
												126	H	UNLV	11	5		
												168	A	New Mexico	9	7		
												168	A	New Mexico	8	9		
												180	H	Utah	11	2		
												216	A	UC Riverside	10	7		
												216	H	UC Riverside	3	5		
												231	H	CSU Bakersfield	6	4		
				LAST 10 GAMES														
				105	N	Sacramento St.	4	5	105	A	Sacramento St.	2	3	168	A	New Mexico	8	9
				105	N	Sacramento St.	3	4	105	A	Sacramento St.	1	2	180	H	Utah	11	2
				111	N	New Mexico St.	8	3	105	A	Sacramento St.	5	2	216	A	UC Riverside	10	7
				114	N	UTRGV	5	0	216	A	UC Riverside	10	7	216	H	UC Riverside	3	5
				231	N	CSU Bakersfield	11	2	286	H	Northern Colo.	13	2	231	H	CSU Bakersfield	6	4

Non-Div. I Games:

Grand Canyon

Grand Canyon

RPI	S	Opponent	Score	
249	H	Texas Southern	20	2
249	H	Texas Southern	24	8
249	H	Texas Southern	38	6
249	H	Texas Southern	16	3
254	H	La Salle	6	1
254	H	La Salle	8	9
254	H	La Salle	7	3
254	H	La Salle	16	5
266	A	Utah Valley	9	10
266	A	Utah Valley	12	11
266	A	Utah Valley	14	0
266	N	Utah Valley	7	1
277	A	Seattle U	21	7
277	A	Seattle U	16	3
277	A	Seattle U	17	5
286	H	Northern Colo.	19	9
286	H	Northern Colo.	10	9
286	H	Northern Colo.	5	0
288	A	Chicago St.	9	2
288	A	Chicago St.	3	7
288	A	Chicago St.	12	0

New Mexico St.

N
e
w
M
e
x
i
c
o
S
t
.

N
e
w
M
e
x
i
c
o
S
t
.

W
i
n
t
h
r
o
p

Winthrop

RPI	S	Opponent	Score	
244	H	Charleston So.	13	5
244	H	Charleston So.	9	1
244	H	Charleston So.	7	6
252	H	Toledo	4	5
252	H	Toledo	7	8
252	H	Toledo	17	3
257	A	UNC Asheville	9	1
257	A	UNC Asheville	4	3
257	A	UNC Asheville	2	12
260	H	George Mason	7	0
260	H	George Mason	3	1
270	A	The Citadel	4	1
270	H	The Citadel	8	1
289	A	Longwood	12	4
289	A	Longwood	10	3
289	A	Longwood	9	3

Winthrop

W
i
n
t
h
r
o
p

W
i
n
t
h
r
o
p

Average RPI Win:	184	WON-LOST	WINNING	LAST 10	STRENGTH OF	OPP. STRENGTH	TEAM	ADJ	CONF.	ADJ CONF.				
Average RPI Loss:	128	RECORD	PCT. RANK	GAMES	SCHEDULE	OF SCHEDULE	RPI	RPI	RPI	RPI				
DIV. I ONLY		31-23-0	.57407	81	6-4-0	163	191	113	.51426	113	17	17		
DIV. I NON-CONF.		21-12-0	.63636	72	1-0-0	167	246	77	.53607	77	17	17		
<hr/>														
TOTALS	RPI 1-25	RPI 26-50		W-L RECORDS		RPI 51-100		RPI 101-150		RPI 150+				
31-23-0	1-6-0	0-0-0		OVERALL		7-7-0		1-0-0		22-10-0				
20-4-0	0-0-0	0-0-0		HOME		4-2-0		1-0-0		15-2-0				
9-17-0	1-5-0	0-0-0		AWAY		2-4-0		0-0-0		6-8-0				
2-2-0	0-1-0	0-0-0		NEUTRAL		1-1-0		0-0-0		1-0-0				
21-12-0	0-3-0	0-0-0		NON-CONFERENCE		5-4-0		1-0-0		15-5-0				
15-1-0	0-0-0	0-0-0		HOME		3-0-0		1-0-0		11-1-0				
6-11-0	0-3-0	0-0-		AWAY		2-4-0		0-0-0		4-4-0				
0-0-0	0-0-0	0-0-0		NEUTRAL		0-0-0		0-0-0		0-0-0				
10-11-0	1-3-0	0-0-0		CONFERENCE		2-3-0		0-0-0		7-5-0				
5-3-0	0-0-0	0-0-0		HOME		1-2-0		0-0-0		4-1-0				
3-6-0	1-2-0	0-0-0		AWAY		0-0-0		0-0-0		2-4-0				
2-2-0	0-1-0	0-0-0		NEUTRAL		1-1-0		0-0-0		1-0-0				
<hr/>														
RPI	S	Opponent	Score		RPI	S	Opponent	Score		RPI	S	Opponent	Score	
2	A	UCLA	2	3						58	A	UC Irvine	0	3
2	A	UCLA	0	9						58	A	UC Irvine	4	3
2	A	UCLA	1	11						58	A	UC Irvine	0	3
20	A	Creighton	0	11						66	H	Xavier	8	11
20	A	Creighton	6	4						66	H	Xavier	1	8
20	A	Creighton	2	4						66	H	Xavier	9	8
20	N	Creighton	13	17						66	N	Xavier	3	11
										66	N	Xavier	2	0
										69	H	Kansas	11	3
										69	H	Kansas	3	1
										69	H	Kansas	1	0
										93	A	San Diego	1	2
										93	A	San Diego	3	9
										93	A	San Diego	7	5
											</			

Non-Div. I Games:

St. John's (NY)

RPI	S	Opponent	Score	
281	N	Villanova	24	6
284	A	Iona	7	1
284	H	Iona	6	1
291	A	Fairleigh Dickinson	4	5
291	H	Fairleigh Dickinson	11	4
299	H	Saint Peter's	7	5

St. John's (NY)

S
t
.
J
o
h
n
.
s
(
N
Y
)

S
t
.
J
o
h
n
.
s
(
N
Y
)

RPI	S	Opponent	Score	
220	H	Houston Baptist	6	0
231	A	CSU Bakersfield	8	7
231	A	CSU Bakersfield	2	7
231	A	CSU Bakersfield	1	8
262	H	North Dakota St.	6	4
262	H	North Dakota St.	8	3
266	H	Utah Valley	2	1
266	H	Utah Valley	12	2
266	H	Utah Valley	6	5
277	H	Seattle U	15	7
277	H	Seattle U	7	6
277	H	Seattle U	7	3
286	H	Northern Colo.	3	2
286	H	Northern Colo.	11	1
286	H	Northern Colo.	10	0
288	H	Chicago St.	5	4
288	H	Chicago St.	0	1
288	H	Chicago St.	8	1

UTRGV

U
T
R
G
V

U
T
R
G
V

Average RPI Win: 148		WON-LOST RECORD		WINNING PCT. RANK		LAST 10 GAMES		STRENGTH OF SCHEDULE		OPP. STRENGTH OF SCHEDULE		TEAM RPI		ADJ RPI		CONF. RPI		ADJ CONF. RPI				
DIV. I ONLY		27-26-0		.50943 140		8-2-0		87		90		115		.51367 115		14		14				
DIV. I NON-CONF.		10-15-0		.4 195		1-0-0		11		10		117		.51351 117		12		12				
TOTALS		RPI 1-25		RPI 26-50		W-L RECORDS		RPI 51-100		RPI 101-150		RPI 150+										
27-26-0		2-6-0		2-2-0		OVERALL		5-7-0		3-1-0		15-10-0										
11-15-0		2-5-0		0-1-0		HOME		3-5-0		1-0-0		5-4-0										
12-9-0		0-0-0		0-0-0		AWAY		1-2-0		2-1-0		9-6-0										
4-2-0		0-1-0		2-1-0		NEUTRAL		1-0-0		0-0-0		1-0-0										
10-15-0		1-4-0		2-2-0		NON-CONFERENCE		3-5-0		1-0-0		3-4-0										
5-9-0		1-3-0		0-1-0		HOME		2-3-0		1-0-0		1-2-0										
1-4-0		0-0-0		0-0-		AWAY		0-2-0		0-0-0		1-2-0										
4-2-0		0-1-0		2-1-0		NEUTRAL		1-0-0		0-0-0		1-0-0										
17-11-0		1-2-0		0-0-0		CONFERENCE		2-2-0		2-1-0		12-6-0										
6-6-0		1-2-0		0-0-0		HOME		1-2-0		0-0-0		4-2-0										
11-5-0		0-0-0		0-0-0		AWAY		1-0-0		2-1-0		8-4-0										
0-0-0		0-0-0		0-0-0		NEUTRAL		0-0-0		0-0-0		0-0-0										
RPI	S	Opponent		Score		RPI	S	Opponent		Score		RPI	S	Opponent		Score						
1	N	Vanderbilt		9	14	28	N	Fresno St.		2	5	55	N	TCU		2	0	110	H	Grand Canyon	11	3
2	H	UCLA		3	8	39	H	Arizona St.		4	6	58	A	UC Irvine		10	4	127	A	Cal Poly	3	5
10	H	Stanford		1	8	46	N	Oklahoma		8	6	58	H	UC Irvine		4	7	127	A	Cal Poly	16	2
10	H	Stanford		3	4	49	N	Virginia		6	5	58	H	UC Irvine		3	7	127	A	Cal Poly	16	6
10	H	Stanford		6	5							58	H	UC Irvine		4	3	156	N	Missouri St.	7	0
25	H	UC Santa Barbara		9	7							67	H	Pepperdine		4	11	163	H	James Madison	12	3
25	H	UC Santa Barbara		7	8							77	A	Southern California		5	6	163	H	James Madison	0	1
25	H	UC Santa Barbara		6	7							77	H	Southern California		10	4	163	H	James Madison	0	2
												79	H	San Diego St.		7	2	168	A	New Mexico	11	18
												79	H	San Diego St.		7	13	168	A	New Mexico	4	6
												79	H	San Diego St.		1	6	168	A	New Mexico	13	7
												93	A	San Diego		2	6	201	A	CSUN	13	10
																		201	A	CSUN	9	2
																		201	A	CSUN	0	1
																		216	A	UC Riverside	3	8
																		216	A	UC Riverside	13	5
																		216	A	UC Riverside	11	8
																		229	A	Long Beach St.	4	3
																		229	A	Long Beach St.	5	1
																		229	A	Long Beach St.	8	3
																		229	H	Long Beach St.	6	2
																		229	H	Long Beach St.	6	1
																		229	H	Long Beach St.	6	0
																		239	H	UC Davis	11	9
																		239	H	UC Davis	2	3
																		239	H	UC Davis	1	3
																		243	A	Hawaii	5	2
				LAST 10 GAMES																		
				201 A CSUN				9 2				229 H Long Beach St.				6 0						
				201 A CSUN				13 10				216 A UC Riverside				3 8						
				201 A CSUN				0 1				216 A UC Riverside				13 5						
				229 H Long Beach St.				6 1				216 A UC Riverside				11 8						
				229 H Long Beach St.				6 2				110 H Grand Canyon				11 3						

Non-Div. I Games:

Cal St. Fullerton

RPI	S	Opponent	Score	
243	A	Hawaii	6	8
243	A	Hawaii	1	3

Cal St. Fullerton

C
a
l
S
t
.
F
u
l
l
e
r
t
o
n

C
a
l
S
t
.
F
u
l
l
e
r
t
o
n

Average RPI Win: 218		WON-LOST	WINNING	LAST 10	STRENGTH OF		OPP. STRENGTH	TEAM	ADJ	CONF.	ADJ CONF.
Average RPI Loss: 113		RECORD	PCT. RANK	GAMES	SCHEDULE		OF SCHEDULE	RPI	RPI	RPI	RPI
DIV. I ONLY		36-19-0	.65455	37	8-2-0		239	233	116	.51325	116
DIV. I NON-CONF.		14-12-0	.53846	124	0		242	187	158	.49217	158
TOTALS		RPI 1-25	RPI 26-50		W-L RECORDS		RPI 51-100		RPI 101-150		RPI 150+
36-19-0		0-1-0	1-5-0		OVERALL		1-5-0		4-2-0		30-6-0
21-1-0		0-0-0	0-0-0		HOME		0-0-0		2-0-0		19-1-0
6-12-0		0-0-0	1-4-0		AWAY		1-2-0		0-2-0		4-4-0
9-6-0		0-1-0	0-1-0		NEUTRAL		0-3-0		2-0-0		7-1-0
14-12-0		0-1-0	1-5-0		NON-CONFERENCE		0-1-0		3-2-0		10-3-0
6-0-0		0-0-0	0-0-0		HOME		0-0-0		1-0-0		5-0-0
1-8-0		0-0-0	1-0-		AWAY		0-0-0		0-2-0		0-2-0
7-4-0		0-1-0	0-1-0		NEUTRAL		0-1-0		2-0-0		5-1-0
22-7-0		0-0-0	0-0-0		CONFERENCE		1-4-0		1-0-0		20-3-0
15-1-0		0-0-0	0-0-0		HOME		0-0-0		1-0-0		14-1-0
5-4-0		0-0-0	0-0-0		AWAY		1-2-0		0-0-0		4-2-0
2-2-0		0-0-0	0-0-0		NEUTRAL		0-2-0		0-0-0		2-0-0
RPI S	Opponent	Score		RPI S	Opponent	Score		RPI S	Opponent	Score	
10 N	Stanford	1	2	38 A	Indiana	3	14	62 A	Central Mich.	0	5
				38 N	Indiana	3	9	62 A	Central Mich.	10	0
				44 A	Alabama	8	5	62 A	Central Mich.	4	5
				44 A	Alabama	1	7	62 N	Central Mich.	0	6
				44 A	Alabama	0	6	62 N	Central Mich.	2	8
				48 A	UCF	8	9	69 N	Kansas	1	6
				LAST 10 GAMES							
				226 N	Northern Ill.	8	7	252 H	Toledo	7	6
				62 N	Central Mich.	0	6	252 H	Toledo	10	1
				62 N	Central Mich.	2	8	219 H	Ohio	6	5
				226 N	Northern Ill.	10	4	219 H	Ohio	5	0
				252 H	Toledo	11	8	219 H	Ohio	4	2
								101 N	Notre Dame	2	0
								101 N	Notre Dame	6	2
								110 A	Grand Canyon	2	12
								141 A	Dayton	4	5
								141 H	Dayton	11	6
								143 H	Kent St.	9	8
								154 A	Miami (OH)	3	2
								154 A	Miami (OH)	6	1
								154 A	Miami (OH)	5	7
								216 A	Purdue	3	9
								216 H	Purdue	6	0
								219 H	Ohio	5	0
								219 H	Ohio	6	5
								219 H	Ohio	4	2
								223 H	Western Mich.	8	5
								223 H	Western Mich.	20	15
								223 H	Western Mich.	10	3
								225 N	Saint Joseph's	7	5
								226 A	Northern Ill.	5	7
								226 A	Northern Ill.	4	1
								226 A	Northern Ill.	6	2
								226 N	Northern Ill.	10	4
								226 N	Northern Ill.	8	7
								231 N	CSU Bakersfield	10	6
								231 N	CSU Bakersfield	6	7
								242 H	Butler	12	5
								244 A	Charleston So.	4	12

Non-Div. I Games: Manchester 12 4 Ind.-Kokomo 12 5

Ball St.

RPI	S	Opponent	Score	
244	N	Charleston So.	3	1
245	N	Georgetown	6	4
252	H	Toledo	11	8
252	H	Toledo	7	6
252	H	Toledo	10	1
256	H	Valparaiso	14	8
275	H	Bowling Green	4	2
275	H	Bowling Green	3	2
275	H	Bowling Green	2	1
287	H	Eastern Mich.	11	5
287	H	Eastern Mich.	5	7
287	H	Eastern Mich.	3	2
294	N	Mt. St. Mary's	12	9
298	H	Purdue Fort Wayne	12	11
298	H	Purdue Fort Wayne	11	6

B
a
l
l
S
t
.

B
a
l
l
S
t
.

Average RPI Win: 152		WON-LOST	WINNING	LAST 10	STRENGTH OF		OPP. STRENGTH	TEAM	ADJ	CONF.	ADJ CONF.
Average RPI Loss: 67		RECORD	PCT. RANK	GAMES	SCHEDULE		OF SCHEDULE	RPI	RPI	RPI	RPI
DIV. I ONLY		26-27-0	.49057	159	67		66	117	.51288	117	5
DIV. I NON-CONF.		18-11-0	.62069	82	118		146	94	.52723	94	5
TOTALS		RPI 1-25	RPI 26-50		W-L RECORDS		RPI 51-100		RPI 101-150		RPI 150+
26-27-0		0-6-0	7-7-0		OVERALL		4-9-0		3-4-0		12-1-0
20-12-0		0-3-0	4-3-0		HOME		4-5-0		1-1-0		11-0-0
6-15-0		0-3-0	3-4-0		AWAY		0-4-0		2-3-0		1-1-0
0-0-0		0-0-0	0-0-0		NEUTRAL		0-0-0		0-0-0		0-0-0
18-11-0		0-3-0	2-3-0		NON-CONFERENCE		2-2-0		2-2-0		12-1-0
16-4-0		0-0-0	2-2-0		HOME		2-1-0		1-1-0		11-0-0
2-7-0		0-3-0	0-0-		AWAY		0-1-0		1-1-0		1-1-0
0-0-0		0-0-0	0-0-0		NEUTRAL		0-0-0		0-0-0		0-0-0
8-16-0		0-3-0	5-4-0		CONFERENCE		2-7-0		1-2-0		0-0-0
4-8-0		0-3-0	2-1-0		HOME		2-4-0		0-0-0		0-0-0
4-8-0		0-0-0	3-3-0		AWAY		0-3-0		1-2-0		0-0-0
0-0-0		0-0-0	0-0-0		NEUTRAL		0-0-0		0-0-0		0-0-0
RPI S	Opponent	Score	RPI S	Opponent	Score	RPI S	Opponent	Score	RPI S	Opponent	Score
7	H East Carolina	7 13	27	A UConn	3 2	72	H Samford	4 1	109	A North Florida	2 7
7	H East Carolina	0 4	27	A UConn	3 1	72	H Samford	7 4	109	H North Florida	3 5
7	H East Carolina	1 5	27	A UConn	2 4	72	H Samford	3 7	128	A FGCU	6 1
14	A North Carolina	3 5	30	A Florida	3 7	78	A Jacksonville	7 8	128	H FGCU	15 4
14	A North Carolina	2 3	30	H Florida	6 1	83	H Wichita St.	6 7	131	A Memphis	0 1
14	A North Carolina	1 2	42	H Liberty	4 5	83	H Wichita St.	2 0	131	A Memphis	3 9
			42	H Liberty	4 2	83	H Wichita St.	3 7	131	A Memphis	10 7
			42	H Liberty	4 6	90	H Cincinnati	5 6	183	A Stetson	9 10
			45	H Houston	1 7	90	H Cincinnati	4 2	183	H Stetson	6 4
			45	H Houston	4 3	90	H Cincinnati	1 4	223	H Western Mich.	10 9
			45	H Houston	5 3	98	A Tulane	11 20	223	H Western Mich.	7 6
			48	A UCF	0 5	98	A Tulane	2 9	223	H Western Mich.	9 6
			48	A UCF	1 4	98	A Tulane	4 6	261	H Dartmouth	7 3
			48	A UCF	6 3				261	H Dartmouth	16 1
									261	H Dartmouth	4 1
									265	A Bethune-Cookman	7 4
									265	H Bethune-Cookman	12 2
									270	H The Citadel	12 9
									270	H The Citadel	9 1
									270	H The Citadel	7 2
LAST 10 GAMES											
			83	H Wichita St.	3 7	27	A UConn	2 4			
			83	H Wichita St.	2 0	30	A Florida	3 7			
			83	H Wichita St.	6 7	131	A Memphis	3 9			
			27	A UConn	3 2	131	A Memphis	0 1			
			27	A UConn	3 1	131	A Memphis	10 7			

Non-Div. I Games:

South Fla.

O h i o s t .

Ohio St.

RPI	S	Opponent	Score	
216	A	Purdue	6	1
216	A	Purdue	13	11
216	A	Purdue	7	0
219	A	Ohio	10	8
243	H	Hawaii	7	5
243	H	Hawaii	6	4
243	H	Hawaii	6	5
243	H	Hawaii	3	15
252	H	Toledo	9	4
265	A	Bethune-Cookman	3	4
265	A	Bethune-Cookman	6	0
265	A	Bethune-Cookman	3	8
265	A	Bethune-Cookman	16	9
278	A	Youngstown St.	7	4
279	H	Northern Ky.	10	8

O
h
i
o
s
t
.

O
h
i
o
s
t
.

Average RPI Win: 143		WON-LOST RECORD	WINNING PCT. RANK	LAST 10 GAMES	STRENGTH OF SCHEDULE	OPP. STRENGTH OF SCHEDULE	TEAM RPI	ADJ RPI	CONF. RPI	ADJ CONF. RPI							
Average RPI Loss: 107																	
DIV. I ONLY		30-26-0	.53571	125	5-5-0	151	79	119	.51105	119	8	8					
DIV. I NON-CONF.		15-8-0	.65217	65	1-1-0	219	97	96	.52688	96	9	9					
<hr/>																	
TOTALS		RPI 1-25		RPI 26-50		W-L RECORDS		RPI 51-100		RPI 101-150		RPI 150+					
30-26-0		0-1-0		2-4-0		OVERALL		5-5-0		8-11-0		15-5-0					
14-12-0		0-0-0		2-3-0		HOME		2-2-0		5-4-0		5-3-0					
14-11-0		0-1-0		0-0-0		AWAY		2-3-0		3-6-0		9-1-0					
2-3-0		0-0-0		0-1-0		NEUTRAL		1-0-0		0-1-0		1-1-0					
15-8-0		0-1-0		2-0-0		NON-CONFERENCE		2-1-0		3-3-0		8-3-0					
8-3-0		0-0-0		2-0-0		HOME		1-0-0		2-1-0		3-2-0					
6-4-0		0-1-0		0-0-		AWAY		1-1-0		1-2-0		4-0-0					
1-1-0		0-0-0		0-0-0		NEUTRAL		0-0-0		0-0-0		1-1-0					
15-18-0		0-0-0		0-4-0		CONFERENCE		3-4-0		5-8-0		7-2-0					
6-9-0		0-0-0		0-3-0		HOME		1-2-0		3-3-0		2-1-0					
8-7-0		0-0-0		0-0-0		AWAY		1-2-0		2-4-0		5-1-0					
1-2-0		0-0-0		0-1-0		NEUTRAL		1-0-0		0-1-0		0-0-0					
RPI	S	Opponent		Score		RPI	S	Opponent		Score		RPI	S	Opponent		Score	
25	A	UC Santa Barbara		1	2	28	H	Fresno St.		3	5	53	A	Texas St.		4	0
						28	H	Fresno St.		2	8	63	A	Saint Mary's (CA)		5	6
						28	H	Fresno St.		1	8	63	H	Saint Mary's (CA)		6	5
						28	N	Fresno St.		3	4	79	A	San Diego St.		6	5
						29	H	Oregon St.		7	6	79	A	San Diego St.		1	3
						29	H	Oregon St.		8	7	79	A	San Diego St.		5	8
												79	H	San Diego St.		8	7
												79	H	San Diego St.		2	6
												79	H	San Diego St.		3	11
												79	N	San Diego St.		6	4
		</															

Non-Div. I Games:

Nevada

RPI	S	Opponent	Score
180	N	Utah	3 6
182	A	San Jose St.	3 2
182	A	San Jose St.	3 2
182	A	San Jose St.	3 1
221	H	Washington St.	1 3
221	H	Washington St.	2 16
221	H	Washington St.	8 1
229	A	Long Beach St.	1 0
229	A	Long Beach St.	5 3
229	A	Long Beach St.	3 2
239	A	UC Davis	5 4
239	H	UC Davis	7 3

Nevada

Average RPI Win:		128	WON-LOST	WINNING	LAST 10	STRENGTH OF		OPP. STRENGTH	TEAM	ADJ	CONF.	ADJ CONF.
Average RPI Loss:		85	RECORD	PCT. RANK	GAMES	SCHEDULE		OF SCHEDULE	RPI	RPI	RPI	RPI
DIV. I ONLY			23-27-0	.46	187	5-5-0		100	54	120	.51053	120
DIV. I NON-CONF.			12-14-0	.46154	165	0-1-0		73	48	99	.52663	99
TOTALS		RPI 1-25	RPI 26-50		W-L RECORDS		RPI 51-100		RPI 101-150		RPI 150+	
23-27-0		2-5-0	5-8-0		OVERALL		2-4-0		4-4-0		10-6-0	
11-8-0		1-0-0	2-1-0		HOME		2-4-0		0-1-0		6-2-0	
10-17-0		1-5-0	1-5-0		AWAY		0-0-0		4-3-0		4-4-0	
2-2-0		0-0-0	2-2-0		NEUTRAL		0-0-0		0-0-0		0-0-0	
12-14-0		2-2-0	3-7-0		NON-CONFERENCE		0-0-0		1-4-0		6-1-0	
6-1-0		1-0-0	0-0-0		HOME		0-0-0		0-1-0		5-0-0	
4-11-0		1-2-0	1-0-		AWAY		0-0-0		1-3-0		1-1-0	
2-2-0		0-0-0	2-2-0		NEUTRAL		0-0-0		0-0-0		0-0-0	
11-13-0		0-3-0	2-1-0		CONFERENCE		2-4-0		3-0-0		4-5-0	
5-7-0		0-0-0	2-1-0		HOME		2-4-0		0-0-0		1-2-0	
6-6-0		0-3-0	0-0-0		AWAY		0-0-0		3-0-0		3-3-0	
0-0-0		0-0-0	0-0-0		NEUTRAL		0-0-0		0-0-0		0-0-0	
RPI S	Opponent	Score	RPI S	Opponent	Score	RPI S	Opponent	Score	RPI S	Opponent	Score	
12 A	Georgia Tech	1 12	31 A	Missouri	4 9	64 H	Minnesota	10 3	101 A	Notre Dame	2 6	
12 A	Georgia Tech	2 9	31 A	Missouri	11 16	64 H	Minnesota	4 5	101 H	Notre Dame	4 12	
12 A	Georgia Tech	5 1	31 A	Missouri	2 3	64 H	Minnesota	5 6	118 A	Ohio St.	13 5	
19 A	Michigan	1 4	34 A	Duke	5 3	73 H	Maryland	13 7	118 A	Ohio St.	10 4	
19 A	Michigan	2 3	34 A	Duke	8 23	73 H	Maryland	8 13	118 A	Ohio St.	7 2	
19 A	Michigan	1 10	34 A	Duke	4 5	73 H	Maryland	10 12	143 A	Kent St.	1 12	
23 H	Illinois St.	6 3	36 N	California	9 5				143 A	Kent St.	5 11	
			40 H	Nebraska	4 6				147 A	Milwaukee	6 1	
			40 H	Nebraska	10 2				170 A	Michigan St.	3 2	
			40 H	Nebraska	4 2				170 A	Michigan St.	3 8	
			47 N	BYU	2 11				170 A	Michigan St.	2 8	
			47 N	BYU	3 2				182 H	San Jose St.	6 5	
			47 N	BYU	3 4				182 H	San Jose St.	1 0	
									182 H	San Jose St.	6 0	
									187 A	UIC	2 4	
									187 H	UIC	6 1	
									190 A	Rutgers	4 5	
									190 A	Rutgers	4 0	
									190 A	Rutgers	5 3	
									216 H	Purdue	7 9	
									216 H	Purdue	2 1	
									216 H	Purdue	2 5	
									288 A	Chicago St.	13 1	
									288 H	Chicago St.	11 6	
			LAST 10 GAMES									
			64 H	Minnesota	5 6	190 A	Rutgers	4 0				
			64 H	Minnesota	10 3	190 A	Rutgers	5 3				
			64 H	Minnesota	4 5	40 H	Nebraska	4 6				
			101 H	Notre Dame	4 12	40 H	Nebraska	10 2				
			190 A	Rutgers	4 5	40 H	Nebraska	4 2				

Non-Div. I Games: MacMurray 9 0

Northwestern

Average RPI Win:		150	WON-LOST RECORD		WINNING PCT. RANK	LAST 10 GAMES		STRENGTH OF SCHEDULE		OPP. STRENGTH OF SCHEDULE	TEAM RPI	ADJ RPI	CONF. RPI	ADJ CONF. RPI			
DIV. I ONLY			29-25-0		.53704	124	4-6-0		123		141	121	.51048	121	12	12	
DIV. I NON-CONF.			14-8-0		.63636	72	2-0-0		86		177	64	.5447	64	13	13	
TOTALS		RPI 1-25		RPI 26-50		W-L RECORDS		RPI 51-100		RPI 101-150		RPI 150+					
29-25-0		2-1-0		1-2-0		OVERALL		8-7-0		2-5-0		16-10-0					
20-8-0		1-0-0		0-0-0		HOME		5-2-0		2-2-0		12-4-0					
9-15-0		1-1-0		1-2-0		AWAY		3-4-0		0-2-0		4-6-0					
0-2-0		0-0-0		0-0-0		NEUTRAL		0-1-0		0-1-0		0-0-0					
14-8-0		2-1-0		1-2-0		NON-CONFERENCE		4-1-0		1-2-0		6-2-0					
10-3-0		1-0-0		0-0-0		HOME		3-1-0		1-0-0		5-2-0					
4-5-0		1-1-0		1-0-		AWAY		1-0-0		0-2-0		1-0-0					
0-0-0		0-0-0		0-0-0		NEUTRAL		0-0-0		0-0-0		0-0-0					
15-17-0		0-0-0		0-0-0		CONFERENCE		4-6-0		1-3-0		10-8-0					
10-5-0		0-0-0		0-0-0		HOME		2-1-0		1-2-0		7-2-0					
5-10-0		0-0-0		0-0-0		AWAY		2-4-0		0-0-0		3-6-0					
0-2-0		0-0-0		0-0-0		NEUTRAL		0-1-0		0-1-0		0-0-0					
RPI	S	Opponent		Score		RPI	S	Opponent		Score		RPI	S	Opponent		Score	
9	A	Arkansas		2	19	45	A	Houston		3	5	61	A	Louisiana Tech		8	4
9	A	Arkansas		10	7	45	A	Houston		2	1	61	H	Louisiana Tech		3	1
21	H	LSU		3	1	45	A	Houston		4	5	75	A	Sam Houston St.		4	5
												75	A	Sam Houston St.		5	11
												75	A	Sam Houston St.		9	4
												84	A	Southeastern La.		3	1
												84	A	Southeastern La.		1	8
												84	A	Southeastern La.		3	5
												84	N	Southeastern La.		4	6
												90	H	McNeese		6	5
												90	H	McNeese		6	0
												90	H	McNeese		4	7
												96	H	Little Rock		5	7
												96	H	Little Rock		1	0
												96	H	Little Rock		7	5
LAST 10 GAMES																	
						84	N	Southeastern La.		4	6	108	H	Incarnate Word		9	12
						129	N	Central Ark.		0	2	108	H	Incarnate Word		5	6
						75	A	Sam Houston St.		9	4	108	H	Incarnate Word		7	6
						75	A	Sam Houston St.		4	5	230	H	Grambling		5	4
						75	A	Sam Houston St.		5	11	230	H	Grambling		11	2
												220	A	Houston Baptist		7	5
												220	A	Houston Baptist		2	12

Non-Div. I Games: LSU-Alexandria 6 3

Northwestern St.

RPI	S	Opponent	Score	
220	A	Houston Baptist	2	10
230	H	Grambling	5	4
230	H	Grambling	6	7
230	H	Grambling	11	2
297	H	Mississippi Val.	11	0
297	H	Mississippi Val.	9	0

Northwestern St.

N
o
r
t
h
w
e
s
t
e
r
n
s
t
.

N
o
r
t
h
w
e
s
t
e
r
n
s
t
.

RPI	S	Opponent	Score	
266	H	Utah Valley	16	15
266	H	Utah Valley	12	9
286	A	Northern Colo.	4	5
286	A	Northern Colo.	16	4
286	H	Northern Colo.	6	0
286	H	Northern Colo.	9	6

Air Force

A
i
r
F
o
r
c
e

A
i
r
F
o
r
c
e

Average RPI Win: 182		WON-LOST	WINNING	LAST 10	STRENGTH OF		OPP. STRENGTH	TEAM	ADJ	CONF.	ADJ CONF.
Average RPI Loss: 124		RECORD	PCT. RANK	GAMES	SCHEDULE		OF SCHEDULE	RPI	RPI	RPI	RPI
DIV. I ONLY		32-25-0	.5614	99	5-5-0		147	163	123	.50941	123
DIV. I NON-CONF.		11-11-0	.5	144	1-0-0		122	32	137	.50161	137
TOTALS		RPI 1-25	RPI 26-50		W-L RECORDS		RPI 51-100		RPI 101-150		RPI 150+
32-25-0		1-3-0	0-3-0		OVERALL		5-8-0		0-0-0		26-11-0
19-11-0		0-0-0	0-3-0		HOME		5-6-0		0-0-0		14-2-0
11-12-0		1-3-0	0-0-0		AWAY		0-0-0		0-0-0		10-9-0
2-2-0		0-0-0	0-0-0		NEUTRAL		0-2-0		0-0-0		2-0-0
11-11-0		1-3-0	0-3-0		NON-CONFERENCE		3-2-0		0-0-0		7-3-0
9-5-0		0-0-0	0-3-0		HOME		3-2-0		0-0-0		6-0-0
2-6-0		1-3-0	0-0-		AWAY		0-0-0		0-0-0		1-3-0
0-0-0		0-0-0	0-0-0		NEUTRAL		0-0-0		0-0-0		0-0-0
21-14-0		0-0-0	0-0-0		CONFERENCE		2-6-0		0-0-0		19-8-0
10-6-0		0-0-0	0-0-0		HOME		2-4-0		0-0-0		8-2-0
9-6-0		0-0-0	0-0-0		AWAY		0-0-0		0-0-0		9-6-0
2-2-0		0-0-0	0-0-0		NEUTRAL		0-2-0		0-0-0		2-0-0
RPI S	Opponent	Score	RPI S	Opponent	Score	RPI S	Opponent	Score	RPI S	Opponent	Score
1 A	Vanderbilt	7 6	50 H	Kentucky	4 8	78 H	Jacksonville	3 11	161 A	Western Ky.	5 3
13 A	Tennessee	4 9	50 H	Kentucky	1 11	78 H	Jacksonville	8 3	161 H	Western Ky.	20 12
24 A	Indiana St.	2 3	50 H	Kentucky	5 12	78 H	Jacksonville	12 1	165 A	Lipscomb	8 9
24 A	Indiana St.	1 8				81 H	Jacksonville St.	5 14	165 H	Lipscomb	12 11
						81 H	Jacksonville St.	3 4	166 A	Southern Ill.	2 3
						81 H	Jacksonville St.	8 13	166 H	Southern Ill.	12 9
						81 N	Jacksonville St.	4 8	179 A	Eastern Ill.	6 3
						86 H	Morehead St.	3 4	179 A	Eastern Ill.	13 9
						86 H	Morehead St.	7 6	179 A	Eastern Ill.	29 5
						86 H	Morehead St.	9 1	196 A	Eastern Ky.	8 1
						86 N	Morehead St.	4 9	196 A	Eastern Ky.	3 9
						95 H	Evansville	10 2	196 A	Eastern Ky.	3 11
						100 H	Bradley	3 5	196 N	Eastern Ky.	9 7
									198 A	Murray St.	0 4
									198 A	Murray St.	2 0
									198 A	Murray St.	3 11
									198 H	Murray St.	3 8
									202 A	UT Martin	3 6
									202 A	UT Martin	5 4
									202 A	UT Martin	22 11
									202 N	UT Martin	12 2
									203 H	Belmont	11 3
									203 H	Belmont	3 11
									203 H	Belmont	14 2
									222 A	Middle Tenn.	1 7
									222 H	Middle Tenn.	10 3
									226 H	Northern Ill.	15 3
LAST 10 GAMES			86 N	Morehead St.	4 9	81 H	Jacksonville St.	5 14	203 H	Belmont	14 2
			81 N	Jacksonville St.	4 8	81 H	Jacksonville St.	3 4	222 A	Middle Tenn.	1 7
			196 N	Eastern Ky.	9 7	161 H	Western Ky.	20 12	222 H	Middle Tenn.	10 3
			202 N	UT Martin	12 2	179 A	Eastern Ill.	6 3	226 H	Northern Ill.	15 3
			81 H	Jacksonville St.	8 13	179 A	Eastern Ill.	29 5			

Non-Div. I Games:

Austin Peay

RPI	S	Opponent	Score	
226	H	Northern Ill.	8	3
237	H	Tennessee Tech	10	4
237	H	Tennessee Tech	8	1
237	H	Tennessee Tech	6	0
238	H	SIUE	7	1
238	H	SIUE	6	1
238	H	SIUE	13	11
259	A	Southeast Mo. St.	4	7
259	A	Southeast Mo. St.	10	2
259	A	Southeast Mo. St.	4	2

Austin Peay

[illegible]

Non-Div. I Games:

California Baptist

RPI	S	Opponent	Score	
226	H	Northern Ill.	8	4
226	H	Northern Ill.	4	2
231	H	CSU Bakersfield	6	0
231	H	CSU Bakersfield	4	1
231	H	CSU Bakersfield	8	2
243	H	Hawaii	2	6
266	H	Utah Valley	2	0
266	H	Utah Valley	10	0
266	H	Utah Valley	9	2
277	A	Seattle U	12	10
277	A	Seattle U	1	11
277	A	Seattle U	4	2
286	A	Northern Colo.	11	5
286	A	Northern Colo.	1	6
286	A	Northern Colo.	19	4
288	H	Chicago St.	9	3
288	H	Chicago St.	10	3
288	H	Chicago St.	13	2
291	H	Fairleigh Dickinson	5	1

California Baptist
p
t
i
s
t

C
a
l
i
f
o
r
n
i
a
B
a
p
t
i
s
t

Average RPI Win:		166	WON-LOST	WINNING	LAST 10	STRENGTH OF		OPP. STRENGTH	TEAM	ADJ		CONF.	ADJ CONF.
Average RPI Loss:		92	RECORD	PCT. RANK	GAMES	SCHEDULE		OF SCHEDULE	RPI	RPI		RPI	RPI
DIV. I ONLY			30-26-0	.53571	125	4-6-0		139	121	125		9	9
DIV. I NON-CONF.			15-14-0	.51724	140	2-3-0		206	144	178		10	10
TOTALS		RPI 1-25	RPI 26-50		W-L RECORDS		RPI 51-100		RPI 101-150		RPI 150+		
30-26-0		0-2-0	1-5-0		OVERALL		9-12-0		1-2-0		19-5-0		
20-9-0		0-1-0	0-1-0		HOME		6-3-0		1-1-0		13-3-0		
9-15-0		0-1-0	1-4-0		AWAY		2-7-0		0-1-0		6-2-0		
1-2-0		0-0-0	0-0-0		NEUTRAL		1-2-0		0-0-0		0-0-0		
15-14-0		0-2-0	0-3-0		NON-CONFERENCE		2-4-0		1-2-0		12-3-0		
12-5-0		0-1-0	0-1-0		HOME		0-0-0		1-1-0		11-2-0		
2-7-0		0-1-0	0-0-		AWAY		1-2-0		0-1-0		1-1-0		
1-2-0		0-0-0	0-0-0		NEUTRAL		1-2-0		0-0-0		0-0-0		
15-12-0		0-0-0	1-2-0		CONFERENCE		7-8-0		0-0-0		7-2-0		
8-4-0		0-0-0	0-0-0		HOME		6-3-0		0-0-0		2-1-0		
7-8-0		0-0-0	1-2-0		AWAY		1-5-0		0-0-0		5-1-0		
0-0-0		0-0-0	0-0-0		NEUTRAL		0-0-0		0-0-0		0-0-0		
RPI S	Opponent	Score	RPI S	Opponent	Score	RPI S	Opponent	Score	RPI S	Opponent	Score		
10 A	Stanford	3 8	28 A	Fresno St.	6 8	57 H	LMU (CA)	5 6	105 H	Sacramento St.	3 2		
10 H	Stanford	1 11	36 A	California	7 10	57 H	LMU (CA)	3 2	119 A	Nevada	3 7		
			36 H	California	5 10	57 H	LMU (CA)	1 2	119 H	Nevada	1 8		
			47 A	BYU	3 20	63 H	Saint Mary's (CA)	10 9	155 A	Pacific	6 13		
			47 A	BYU	9 1	63 H	Saint Mary's (CA)	4 2	155 A	Pacific	6 3		
			47 A	BYU	9 17	63 H	Saint Mary's (CA)	2 0	155 A	Pacific	9 4		
						67 H	Pepperdine	4 2	172 H	Portland	5 4		
						67 H	Pepperdine	1 10	172 H	Portland	2 20		
						67 H	Pepperdine	9 6	172 H	Portland	2 1		
						75 A	Gonzaga	3 14	182 H	San Jose St.	12 6		
						75 A	Gonzaga	3 12	182 H	San Jose St.	6 3		
						75 A	Gonzaga	8 15	201 H	CSUN	6 3		
						79 A	San Diego St.	9 8	201 H	CSUN	6 2		
						79 A	San Diego St.	3 6	201 H	CSUN	9 10		
						79 A	San Diego St.	4 8	216 H	UC Riverside	8 2		
						93 A	San Diego	4 6	216 H	UC Riverside	4 3		
						93 A	San Diego	10 4	231 H	CSU Bakersfield	12 1		
						93 A	San Diego	3 10	231 H	CSU Bakersfield	2 0		
						97 N	Kansas St.	3 1	231 H	CSU Bakersfield	3 2		
						97 N	Kansas St.	0 7	239 A	UC Davis	19 14		
									239 A	UC Davis	2 3		
									239 H	UC Davis	2 4		
									276 A	Santa Clara	6 4		
									276 A	Santa Clara	10 0		
									276 A	Santa Clara	4 1		
									285 H	Rider	5 4		
									285 H	Rider	5 0		
LAST 10 GAMES			201 H	CSUN	6 2								
			201 H	CSUN	6 3								
			201 H	CSUN	9 10								
			239 A	UC Davis	2 3								
			47 A	BYU	9 17								

Non-Div. I Games:

San Francisco

RPI	S	Opponent	Score	
97	N	Kansas St.	5	11
47	A	BYU	9	1
47	A	BYU	3	20
36	H	California	5	10
67	H	Pepperdine	1	10
67	H	Pepperdine	4	2

S
a
n
F
r
a
n
c
i
s
c
o

S
a
n
F
r
a
n
c
i
s
c
o

UNLV

Average RPI Win: 138		WON-LOST RECORD		WINNING PCT. RANK		LAST 10 GAMES		STRENGTH OF SCHEDULE		OPP. STRENGTH OF SCHEDULE		TEAM RPI		ADJ RPI		CONF. RPI		ADJ CONF. RPI					
DIV. I ONLY		29-29-0		.5 147		4-6-0		92		96		126		.50782 126		8		8					
DIV. I NON-CONF.		13-11-0		.54167 120		0		151		99		134		.50273 134		9		9					
TOTALS		RPI 1-25		RPI 26-50		W-L RECORDS		RPI 51-100		RPI 101-150		RPI 150+											
29-29-0		2-3-0		3-9-0		OVERALL		5-2-0		6-5-0		13-10-0											
19-12-0		1-1-0		1-3-0		HOME		4-2-0		2-1-0		11-5-0											
8-15-0		1-2-0		2-4-0		AWAY		0-0-0		3-4-0		2-5-0											
2-2-0		0-0-0		0-2-0		NEUTRAL		1-0-0		1-0-0		0-0-0											
13-11-0		2-3-0		1-3-0		NON-CONFERENCE		2-1-0		0-1-0		8-3-0											
12-4-0		1-1-0		1-0-0		HOME		2-1-0		0-0-0		8-2-0											
1-7-0		1-2-0		0-0-		AWAY		0-0-0		0-1-0		0-1-0											
0-0-0		0-0-0		0-0-0		NEUTRAL		0-0-0		0-0-0		0-0-0											
16-18-0		0-0-0		2-6-0		CONFERENCE		3-1-0		6-4-0		5-7-0											
7-8-0		0-0-0		0-3-0		HOME		2-1-0		2-1-0		3-3-0											
7-8-0		0-0-0		2-1-0		AWAY		0-0-0		3-3-0		2-4-0											
2-2-0		0-0-0		0-2-0		NEUTRAL		1-0-0		1-0-0		0-0-0											
RPI	S	Opponent		Score		RPI	S	Opponent		Score		RPI	S	Opponent		Score							
10	A	Stanford		2	1	28	A	Fresno St.		7	3	79	H	San Diego St.		4	11	110	A	Grand Canyon		5	11
10	A	Stanford		2	3	28	A	Fresno St.		4	6	79	H	San Diego St.		5	1	119	A	Nevada		5	16
10	A	Stanford		5	6	28	A	Fresno St.		4	3	79	H	San Diego St.		5	4	119	A	Nevada		7	4
25	H	UC Santa Barbara		9	8	28	H	Fresno St.		5	16	79	N	San Diego St.		9	3	119	A	Nevada		8	16
25	H	UC Santa Barbara		2	13	28	H	Fresno St.		4	11	100	H	Bradley		4	2	119	H	Nevada		7	6
						28	H	Fresno St.		0	7	100	H	Bradley		5	8	119	H	Nevada		6	7
						28	N	Fresno St.		1	11	100	H	Bradley		3	2	119	H	Nevada		8	5
						28	N	Fresno St.		6	12							119	H	Nevada		6	5
						39	A	Arizona St.		2	9							119	N	Nevada		6	5
						39	H	Arizona St.		10	9							122	A	Air Force		5	11
						45	A	Houston		2	9							122	A	Air Force		9	6
						45	A	Houston		0	2							122	A	Air Force		7	1
																		168	A	New Mexico		18	8
																		168	A	New Mexico		2	3
																		168	A	New Mexico		4	2
																		168	H	New Mexico		2	3
																		168	H	New Mexico		4	7
																		168	H	New Mexico		8	0
																		180	H	Utah		7	16
																		182	A	San Jose St.		1	2
																		182	A	San Jose St.		5	6
																		182	A	San Jose St.		6	7
																		182	H	San Jose St.		9	4
																		182	H	San Jose St.		4	3
																		182	H	San Jose St.		3	7
																		201	H	CSUN		6	5
																		216	A	UC Riverside		7	11
																		216	H	UC Riverside		12	7
				LAST 10 GAMES																			
						28	N	Fresno St.		6	12	28	H	Fresno St.		5	16	182	H	San Jose St.		4	3
						119	N	Nevada		6	5	28	H	Fresno St.		0	7	182	H	San Jose St.		3	7
						28	N	Fresno St.		1	11	168	A	New Mexico		2	3	201	H	CSUN		6	5
						79	N	San Diego St.		9	3	168	A	New Mexico		18	8	216	A	UC Riverside		7	11
						28	H	Fresno St.		4	11	168	A	New Mexico		4	2	216	H	UC Riverside		12	7

Non-Div. I Games:

UNLV

RPI	S	Opponent	Score	
216	H	UC Riverside	11	7
221	H	Washington St.	12	7
221	H	Washington St.	17	3
231	H	CSU Bakersfield	6	1
277	H	Seattle U	0	4
277	H	Seattle U	8	5
277	H	Seattle U	11	10

U
N
L
V

U
N
L
V

UNLV

Cal Poly

Cal Poly

Average RPI Win: 185		WON-LOST RECORD		WINNING PCT. RANK		LAST 10 GAMES		STRENGTH OF SCHEDULE		OPP. STRENGTH OF SCHEDULE		TEAM RPI		ADJ RPI		CONF. RPI		ADJ CONF. RPI	
Average RPI Loss: 126		34-21-0		.61818 54		4-6-0		209		132		128		.50647 128		13		13	
DIV. I ONLY		18-12-0		.6 91		0		257		130		185		.47849 185		15		15	
DIV. I NON-CONF.																			
TOTALS		RPI 1-25		RPI 26-50		W-L RECORDS		RPI 51-100		RPI 101-150		RPI 150+							
34-21-0		0-3-0		3-3-0		OVERALL		3-0-0		1-6-0		27-9-0							
27-8-0		0-1-0		2-1-0		HOME		3-0-0		0-2-0		22-4-0							
7-11-0		0-2-0		1-2-0		AWAY		0-0-0		1-3-0		5-4-0							
0-2-0		0-0-0		0-0-0		NEUTRAL		0-0-0		0-1-0		0-1-0							
18-12-0		0-3-0		1-2-0		NON-CONFERENCE		0-0-0		0-3-0		17-4-0							
16-7-0		0-1-0		0-0-0		HOME		0-0-0		0-2-0		16-4-0							
2-5-0		0-2-0		1-0-		AWAY		0-0-0		0-1-0		1-0-0							
0-0-0		0-0-0		0-0-0		NEUTRAL		0-0-0		0-0-0		0-0-0							
16-9-0		0-0-0		2-1-0		CONFERENCE		3-0-0		1-3-0		10-5-0							
11-1-0		0-0-0		2-1-0		HOME		3-0-0		0-0-0		6-0-0							
5-6-0		0-0-0		0-0-0		AWAY		0-0-0		1-2-0		4-4-0							
0-2-0		0-0-0		0-0-0		NEUTRAL		0-0-0		0-1-0		0-1-0							
RPI S	Opponent	Score		RPI S	Opponent	Score		RPI S	Opponent	Score		RPI S	Opponent	Score					
16 A	Miami (FL)	9	13	30 A	Florida	0	15	78 H	Jacksonville	12	1	109 A	North Florida	5	2				
16 A	Miami (FL)	4	13	30 A	Florida	7	2	78 H	Jacksonville	2	1	109 A	North Florida	4	7				
16 H	Miami (FL)	1	10	37 A	Fla. Atlantic	5	11	78 H	Jacksonville	3	1	109 A	North Florida	8	14				
				42 H	Liberty	7	4					109 N	North Florida	5	10				
				42 H	Liberty	2	4					117 A	South Fla.	4	15				
				42 H	Liberty	10	9					117 H	South Fla.	1	6				
												118 H	Ohio St.	0	2				
												164 H	Quinnipiac	4	9				
												164 H	Quinnipiac	9	8				
												164 H	Quinnipiac	6	5				
												165 H	Lipscomb	5	3				
												165 H	Lipscomb	6	2				
												165 H	Lipscomb	10	9				
												171 A	FIU	11	6				
												171 H	FIU	3	0				
												174 A	Kennesaw St.	6	4				
												174 A	Kennesaw St.	0	4				
												174 A	Kennesaw St.	8	4				
												183 A	Stetson	1	2				
												183 A	Stetson	3	5				
												183 N	Stetson	5	7				
												190 H	Rutgers	11	3				
												190 H	Rutgers	1	4				
												190 H	Rutgers	4	1				
												224 A	NJIT	4	8				
												224 A	NJIT	4	3				
												224 A	NJIT	4	8				
												183 A	Stetson	3	5				
												224 A	NJIT	4	3				
												183 A	Stetson	1	2				
												224 A	NJIT	6	1				
						LAST 10 GAMES													
						109 N	North Florida	5	10			224 A	NJIT	6	1				
						183 N	Stetson	5	7			224 A	NJIT	4	3				
						42 H	Liberty	10	9			224 A	NJIT	4	8				
						42 H	Liberty	2	4			183 A	Stetson	3	5				
						42 H	Liberty	7	4			183 A	Stetson	1	2				

Non-Div. I Games:

FGCU

RPI	S	Opponent	Score	
241	H	North Ala.	6	5
241	H	North Ala.	7	2
241	H	North Ala.	6	3
246	H	Siena	18	8
246	H	Siena	8	0
246	H	Siena	17	6
246	H	Siena	1	2
250	H	LIU Brooklyn	9	1
250	H	LIU Brooklyn	10	1
250	H	LIU Brooklyn	10	0
253	H	Towson	20	3
253	H	Towson	5	2
253	H	Towson	6	3
265	H	Bethune-Cookman	12	5
265	H	Bethune-Cookman	3	6
265	H	Bethune-Cookman	23	3

FGCU

F
G
C
U

F
G
C
U

Average RPI Win:		152	WON-LOST RECORD		WINNING PCT. RANK		LAST 10 GAMES		STRENGTH OF SCHEDULE		OPP. STRENGTH OF SCHEDULE		TEAM RPI		ADJ RPI		CONF. RPI		ADJ CONF. RPI										
Average RPI Loss:		129																											
DIV. I ONLY			32-27-0		.54237 121		6-4-0		156		116		129		.50642 129		12		12										
DIV. I NON-CONF.			10-14-0		.41667 192		0-1-0		196		106		211		.46425 211		13		13										
TOTALS		RPI 1-25		RPI 26-50		W-L RECORDS		RPI 51-100		RPI 101-150		RPI 150+																	
32-27-0		3-2-0		0-1-0		OVERALL		9-9-0		2-2-0		18-13-0																	
18-11-0		2-2-0		0-1-0		HOME		6-4-0		0-0-0		10-4-0																	
11-13-0		1-0-0		0-0-0		AWAY		2-2-0		1-2-0		7-9-0																	
3-3-0		0-0-0		0-0-0		NEUTRAL		1-3-0		1-0-0		1-0-0																	
10-14-0		3-2-0		0-1-0		NON-CONFERENCE		1-5-0		0-0-0		6-6-0																	
6-8-0		2-2-0		0-1-0		HOME		1-3-0		0-0-0		3-2-0																	
4-5-0		1-0-0		0-0-		AWAY		0-1-0		0-0-0		3-4-0																	
0-1-0		0-0-0		0-0-0		NEUTRAL		0-1-0		0-0-0		0-0-0																	
22-13-0		0-0-0		0-0-0		CONFERENCE		8-4-0		2-2-0		12-7-0																	
12-3-0		0-0-0		0-0-0		HOME		5-1-0		0-0-0		7-2-0																	
7-8-0		0-0-0		0-0-0		AWAY		2-1-0		1-2-0		4-5-0																	
3-2-0		0-0-0		0-0-0		NEUTRAL		1-2-0		1-0-0		1-0-0																	
RPI	S	Opponent		Score		RPI	S	Opponent		Score		RPI	S	Opponent		Score		RPI	S	Opponent		Score							
6	A	Oklahoma St.		8	4	31	H	Missouri		0	4	75	H	Sam Houston St.		6	1	108	A	Incarnate Word		6	14						
23	H	Illinois St.		0	8							75	H	Sam Houston St.		4	1	108	A	Incarnate Word		7	10						
23	H	Illinois St.		3	6							75	H	Sam Houston St.		6	2	108	A	Incarnate Word		5	4						
23	H	Illinois St.		6	4							84	A	Southeastern La.		2	3	121	N	Northwestern St.		2	0						
23	H	Illinois St.		4	1							84	A	Southeastern La.		3	1	156	A	Missouri St.		7	9						
												84	A	Southeastern La.		3	2	156	A	Missouri St.		3	15						
												84	N	Southeastern La.		6	3	159	A	A&M-Corpus Christi		4	5						
												84	N	Southeastern La.		3	9	159	A	A&M-Corpus Christi		8	9						
												90	H	McNeese		1	2	159	A	A&M-Corpus Christi		6	7						
												90	H	McNeese		4	2	167	A	Arkansas St.		4	6						
												90	H	McNeese		5	1	167	H	Arkansas St.		6	9						
												90	N	McNeese		2	4	176	H	SFA		7	0						
												96	A	Little Rock		2	4	176	H	SFA		1	3						
												96	H	Little Rock		1	5	176	H	SFA		9	3						
												96	N	Little Rock		1	5	176	N	SFA		11	0						
												100	H	Bradley		13	9	181	H	South Dakota St.		5	7						
												100	H	Bradley		3	4	181	H	South Dakota St.		8	3						
												100	H	Bradley		2	5	192	H	Nicholls St.		4	3						
																		192	H	Nicholls St.		5	0						
																		192	H	Nicholls St.		1	2						
																		197	H	Oral Roberts		9	3						
																		200	H	Abilene Christian		4	1						
																		200	H	Abilene Christian		10	4						
																		200	H	Abilene Christian		11	3						
																		214	A	Lamar University		4	3						
																		214	A	Lamar University		2	3						
																		214	A	Lamar University		7	2						
																		96	N	Little Rock		1	5						
																		200	H	Abilene Christian		10	4						
LAST 10 GAMES																													
						84	N	Southeastern La.		6	3	214	A	Lamar University		4	3	214	A	Lamar University		2	3						
						90	N	McNeese		2	4	214	A	Lamar University		2	3	214	A	Lamar University		7	2						
						84	N	Southeastern La.		3	9	214	A	Lamar University		7	2	214	A	Lamar University		4	3						
						176	N	SFA		11	0	96	N	Little Rock		1	5	214	A	Lamar University		2	3						
						121	N	Northwestern St.		2	0	200	H	Abilene Christian		10	4	214	A	Lamar University		7	2						

Non-Div. I Games:

Central Ark.

Central Ark.

RPI	S	Opponent	Score	
234	H	USC Upstate	3	4
234	H	USC Upstate	3	1
244	A	Charleston So.	9	6
244	A	Charleston So.	7	1
244	A	Charleston So.	6	5
244	N	Charleston So.	8	1
244	N	Charleston So.	3	8
251	A	VMI	14	5
251	H	VMI	7	5
257	A	UNC Asheville	8	2
257	A	UNC Asheville	7	4
257	A	UNC Asheville	18	3
282	N	Bucknell	17	4
282	N	Bucknell	9	1
289	H	Longwood	11	6
289	H	Longwood	10	6
289	H	Longwood	5	4

Radford

R
a
d
f
o
r
d

R
a
d
f
o
r
d

Average RPI Win: 118		WON-LOST	WINNING	LAST 10	STRENGTH OF		OPP. STRENGTH	TEAM	ADJ	CONF.	ADJ CONF.
Average RPI Loss: 91		RECORD	PCT. RANK	GAMES	SCHEDULE		OF SCHEDULE	RPI	RPI	RPI	RPI
DIV. I ONLY		28-31-0	.47458	173	6-4-0		94	57	132	.50483	132
DIV. I NON-CONF.		12-14-0	.46154	165	0		47	12	116	.51375	116
TOTALS		RPI 1-25	RPI 26-50		W-L RECORDS		RPI 51-100		RPI 101-150		RPI 150+
28-31-0		1-0-0	1-1-0		OVERALL		12-21-0		6-5-0		8-4-0
16-15-0		0-0-0	1-0-0		HOME		6-10-0		3-1-0		6-4-0
10-14-0		0-0-0	0-1-0		AWAY		6-10-0		3-3-0		1-0-0
2-2-0		1-0-0	0-0-0		NEUTRAL		0-1-0		0-1-0		1-0-0
12-14-0		1-0-0	1-1-0		NON-CONFERENCE		8-12-0		1-0-0		1-1-0
8-8-0		0-0-0	1-0-0		HOME		6-7-0		1-0-0		0-1-0
3-6-0		0-0-0	0-0-0		AWAY		2-5-0		0-0-0		1-0-0
1-0-0		1-0-0	0-0-0		NEUTRAL		0-0-0		0-0-0		0-0-0
16-17-0		0-0-0	0-0-0		CONFERENCE		4-9-0		5-5-0		7-3-0
8-7-0		0-0-0	0-0-0		HOME		0-3-0		2-1-0		6-3-0
7-8-0		0-0-0	0-0-0		AWAY		4-5-0		3-3-0		0-0-0
1-2-0		0-0-0	0-0-0		NEUTRAL		0-1-0		0-1-0		1-0-0
RPI S	Opponent	Score		RPI S	Opponent	Score		RPI S	Opponent	Score	
21 N	LSU	6	5	43 A	Southern Miss.	6	7	53 H	Texas St.	2	3
				43 H	Southern Miss.	6	5	53 H	Texas St.	8	10
								53 H	Texas St.	9	13
								57 H	LMU (CA)	1	4
								57 H	LMU (CA)	5	0
								57 H	LMU (CA)	3	7
								60 A	Coastal Caro.	9	7
								60 A	Coastal Caro.	9	11
								60 A	Coastal Caro.	10	0
								61 A	Louisiana Tech	2	3
								61 H	Louisiana Tech	3	11
								68 H	Texas	8	6
								68 H	Texas	1	3
								68 H	Texas	5	6
								71 N	Ga. Southern	5	6
								73 H	Maryland	2	1
								73 H	Maryland	2	4
								73 H	Maryland	4	3
								75 A	Sam Houston St.	5	7
								75 A	Sam Houston St.	8	9
				LAST 10 GAMES							
				102 N	Troy	7	10				
				71 N	Ga. Southern	5	6				
				189 N	Appalachian St.	6	2				
				136 A	La.-Monroe	19	8				
				136 A	La.-Monroe	13	9				
								102 A	Troy	4	5
								102 A	Troy	4	3
								102 A	Troy	6	10
								102 N	Troy	7	10
								104 H	South Alabama	2	9
								104 H	South Alabama	8	4
								104 H	South Alabama	4	1
								121 H	Northwestern St.	8	3
								136 A	La.-Monroe	13	9
								136 A	La.-Monroe	19	8
								136 A	La.-Monroe	3	6
								158 H	New Orleans	3	10
								167 H	Arkansas St.	14	5
								167 H	Arkansas St.	6	12
								167 H	Arkansas St.	6	1
								189 H	Appalachian St.	7	4
								189 H	Appalachian St.	5	6
								189 H	Appalachian St.	5	6
								189 N	Appalachian St.	6	2
								192 A	Nicholls St.	3	1
								232 H	Georgia St.	2	0
								232 H	Georgia St.	16	6
								232 H	Georgia St.	11	5

Non-Div. I Games:

Louisiana

RPI	S	Opponent	Score	
75	A	Sam Houston St.	2	9
84	A	Southeastern La.	9	8
84	H	Southeastern La.	8	2
90	A	McNeese	16	10
90	H	McNeese	3	6
94	A	UT Arlington	5	9
94	A	UT Arlington	3	7
94	A	UT Arlington	8	9
96	A	Little Rock	4	2
96	A	Little Rock	16	10
96	A	Little Rock	1	4
98	A	Tulane	3	7
98	H	Tulane	7	6

136	A	La.-Monroe	3	6
232	H	Georgia St.	11	5
232	H	Georgia St.	16	6
232	H	Georgia St.	2	0
60	A	Coastal Caro.	9	11

L
o
u
i
s
i
a
n
a

L
o
u
i
s
i
a
n
a

Average RPI Win: 152		WON-LOST RECORD		WINNING PCT. RANK		LAST 10 GAMES		STRENGTH OF SCHEDULE		OPP. STRENGTH OF SCHEDULE		TEAM RPI		ADJ RPI		CONF. RPI		ADJ CONF. RPI									
DIV. I ONLY		27-29-0		.48214 165		7-3-0		88		102		133		.5047 133		11		11									
DIV. I NON-CONF.		15-11-0		.57692 99		1-1-0		79		77		84		.53272 84		11		11									
TOTALS		RPI 1-25		RPI 26-50		W-L RECORDS		RPI 51-100		RPI 101-150		RPI 150+															
27-29-0		1-5-0		3-5-0		OVERALL		3-7-0		5-3-0		15-9-0															
18-13-0		0-1-0		1-3-0		HOME		2-3-0		4-3-0		11-3-0															
9-16-0		1-4-0		2-2-0		AWAY		1-4-0		1-0-0		4-6-0															
0-0-0		0-0-0		0-0-0		NEUTRAL		0-0-0		0-0-0		0-0-0															
15-11-0		1-5-0		0-2-0		NON-CONFERENCE		2-2-0		4-1-0		8-1-0															
11-5-0		0-1-0		0-1-0		HOME		1-1-0		3-1-0		7-1-0															
4-6-0		1-4-0		0-0-		AWAY		1-1-0		1-0-0		1-0-0															
0-0-0		0-0-0		0-0-0		NEUTRAL		0-0-0		0-0-0		0-0-0															
12-18-0		0-0-0		3-3-0		CONFERENCE		1-5-0		1-2-0		7-8-0															
7-8-0		0-0-0		1-2-0		HOME		1-2-0		1-2-0		4-2-0															
5-10-0		0-0-0		2-1-0		AWAY		0-3-0		0-0-0		3-6-0															
0-0-0		0-0-0		0-0-0		NEUTRAL		0-0-0		0-0-0		0-0-0															
RPI	S	Opponent		Score		RPI	S	Opponent		Score		RPI	S	Opponent		Score											
3	A	Mississippi St.		2	3	37	H	Fla. Atlantic		6	5	61	A	Louisiana Tech		2	5	102	A	Troy		7	6				
11	A	Auburn		6	4	37	H	Fla. Atlantic		2	6	61	A	Louisiana Tech		6	7	102	H	Troy		8	6				
11	H	Auburn		5	13	37	H	Fla. Atlantic		6	9	61	A	Louisiana Tech		2	3	130	H	Radford		11	8				
17	A	Ole Miss		1	2	43	A	Southern Miss.		13	10	72	A	Samford		7	2	130	H	Radford		5	1				
17	A	Ole Miss		9	15	43	A	Southern Miss.		5	10	72	H	Samford		9	0	130	H	Radford		7	8				
17	A	Ole Miss		4	13	43	A	Southern Miss.		3	2	80	H	Old Dominion		5	9	134	H	UTSA		7	3				
						44	A	Alabama		3	4	80	H	Old Dominion		6	5	134	H	UTSA		1	12				
						44	H	Alabama		2	3	80	H	Old Dominion		7	14	134	H	UTSA		1	4				
												81	A	Jacksonville St.		3	5	161	A	Western Ky.		3	5				
												81	H	Jacksonville St.		3	5	161	A	Western Ky.		5	6				
																		161	A	Western Ky.		4	5				
																		171	A	FIU		11	4				
																		171	A	FIU		9	14				
																		171	A	FIU		4	3				
																		178	H	Marshall		10	15				
																		178	H	Marshall		9	1				
																		178	H	Marshall		6	5				
																		184	H	Holy Cross		8	2				
																		184	H	Holy Cross		6	2				
																		184	H	Holy Cross		20	6				
																		215	H	Charlotte		9	5				
																		215	H	Charlotte		4	3				
																		215	H	Charlotte		4	5				
																		222	A	Middle Tenn.		10	8				
																		222	A	Middle Tenn.		3	7				
																		222	A	Middle Tenn.		2	9				
																		238	H	SIUE		5	3				
LAST 10 GAMES																											
				43	A	Southern Miss.		13	10	215	H	Charlotte		9	5	215	H	Charlotte		4	5	222	A	Middle Tenn.		10	8
				43	A	Southern Miss.		5	10	215	H	Charlotte		4	5	222	A	Middle Tenn.		3	7	222	A	Middle Tenn.		2	9
				43	A	Southern Miss.		3	2	11	A	Auburn		6	4	222	A	Middle Tenn.		2	9	222	A	Middle Tenn.		2	9
				81	A	Jacksonville St.		3	5	171	A	FIU		11	4	222	A	Middle Tenn.		2	9	222	A	Middle Tenn.		2	9
				215	H	Charlotte		4	3	171	A	FIU		4	3	238	H	SIUE		5	3	238	H	SIUE		5	3

Non-Div. I Games:

UAB

RPI	S	Opponent	Score	
238	H	SIUE	13	5
238	H	SIUE	8	3
264	A	Alabama St.	10	6
264	H	Alabama St.	12	9
290	H	Alabama A&M	8	16

UAB

U
A
B

U
A
B

Average RPI Win:		148	WON-LOST RECORD		WINNING PCT. RANK		LAST 10 GAMES		STRENGTH OF SCHEDULE		OPP. STRENGTH OF SCHEDULE		TEAM RPI		ADJ RPI		CONF. RPI		ADJ CONF. RPI				
DIV. I ONLY		28-30-0		.48276 163		5-5-0		82		95		134		.50463 134		11		11					
DIV. I NON-CONF.		13-12-0		.52 135		0		103		81		129		.50511 128		11		11					
TOTALS		RPI 1-25		RPI 26-50		W-L RECORDS		RPI 51-100		RPI 101-150		RPI 150+											
28-30-0		0-3-0		3-7-0		OVERALL		6-11-0		5-2-0		14-7-0											
16-16-0		0-0-0		3-4-0		HOME		4-7-0		1-0-0		8-5-0											
10-12-0		0-3-0		0-1-0		AWAY		1-4-0		4-2-0		5-2-0											
2-2-0		0-0-0		0-2-0		NEUTRAL		1-0-0		0-0-0		1-0-0											
13-12-0		0-3-0		0-2-0		NON-CONFERENCE		4-6-0		1-0-0		8-1-0											
10-7-0		0-0-0		0-1-0		HOME		3-5-0		1-0-0		6-1-0											
3-5-0		0-3-0		0-0-		AWAY		1-1-0		0-0-0		2-0-0											
0-0-0		0-0-0		0-0-0		NEUTRAL		0-0-0		0-0-0		0-0-0											
15-18-0		0-0-0		3-5-0		CONFERENCE		2-5-0		4-2-0		6-6-0											
6-9-0		0-0-0		3-3-0		HOME		1-2-0		0-0-0		2-4-0											
7-7-0		0-0-0		0-0-0		AWAY		0-3-0		4-2-0		3-2-0											
2-2-0		0-0-0		0-2-0		NEUTRAL		1-0-0		0-0-0		1-0-0											
RPI	S	Opponent		Score		RPI	S	Opponent		Score		RPI	S	Opponent		Score							
11	A	Auburn		0	6	31	H	Missouri		11	12	53	A	Texas St.		1	14	108	H	Incarnate Word		6	4
11	A	Auburn		3	8	37	H	Fla. Atlantic		2	6	53	H	Texas St.		8	5	133	A	UAB		12	1
11	A	Auburn		0	5	37	H	Fla. Atlantic		4	1	53	H	Texas St.		3	8	133	A	UAB		4	1
						37	H	Fla. Atlantic		5	8	61	A	Louisiana Tech		7	8	133	A	UAB		3	7
						37	N	Fla. Atlantic		5	6	61	A	Louisiana Tech		3	6	140	A	Rice		4	2
						37	N	Fla. Atlantic		4	11	61	A	Louisiana Tech		2	4	140	A	Rice		9	3
						43	H	Southern Miss.		6	5	68	A	Texas		10	7	140	A	Rice		6	8
						43	H	Southern Miss.		12	2	80	H	Old Dominion		4	3	159	A	A&M-Corpus Christi		16	4
						43	H	Southern Miss.		6	14	80	H	Old Dominion		13	14	159	H	A&M-Corpus Christi		10	7
						45	A	Houston		2	4	80	H	Old Dominion		6	10	161	H	Western Ky.		17	12
												80	N	Old Dominion		3	2	161	H	Western Ky.		2	4
												90	H	McNeese		3	12	161	H	Western Ky.		3	5
												90	H	McNeese		5	16	161	N	Western Ky.		15	8
												90	H	McNeese		5	2	178	A	Marshall		2	3
												100	H	Bradley		2	3	178	A	Marshall		11	7
												100	H	Bradley		3	4	214	H	Lamar University		25	2
												100	H	Bradley		7	2	215	A	Charlotte		4	5
																		215	A	Charlotte		5	2
																		215	A	Charlotte		4	3
																		220	A	Houston Baptist		14	6
																		220	H	Houston Baptist		11	8
																		222	H	Middle Tenn.		4	9
																		222	H	Middle Tenn.		10	4
																		222	H	Middle Tenn.		4	7
																		261	H	Dartmouth		3	4
																		261	H	Dartmouth		12	3
																		261	H	Dartmouth		9	5

Non-Div. I Games:

UTSA

RPI	S	Opponent	Score	
261	H	Dartmouth	10	0

UTSA

U
T
S
A

U
T
S
A

Average RPI Win: 215		WON-LOST	WINNING	LAST 10	STRENGTH OF		OPP. STRENGTH	TEAM	ADJ	CONF.	ADJ CONF.
Average RPI Loss: 152		RECORD	PCT. RANK	GAMES	SCHEDULE		OF SCHEDULE	RPI	RPI	RPI	RPI
DIV. I ONLY		38-24-0	.6129	61	7-3-0		268	209	135	.50301	135
DIV. I NON-CONF.		19-15-0	.55882	112	0-2-0		296	236	189	.47686	189
TOTALS		RPI 1-25	RPI 26-50		W-L RECORDS		RPI 51-100		RPI 101-150		RPI 150+
38-24-0		0-5-0	0-0-0		OVERALL		2-2-0		7-5-0		29-12-0
17-4-0		0-0-0	0-0-0		HOME		0-0-0		0-0-0		17-4-0
17-18-0		0-4-0	0-0-0		AWAY		1-2-0		5-5-0		11-7-0
4-2-0		0-1-0	0-0-0		NEUTRAL		1-0-0		2-0-0		1-1-0
19-15-0		0-5-0	0-0-0		NON-CONFERENCE		0-0-0		2-2-0		17-8-0
8-1-0		0-0-0	0-0-0		HOME		0-0-0		0-0-0		8-1-0
11-12-0		0-4-0	0-0-		AWAY		0-0-0		2-2-0		9-6-0
0-2-0		0-1-0	0-0-0		NEUTRAL		0-0-0		0-0-0		0-1-0
19-9-0		0-0-0	0-0-0		CONFERENCE		2-2-0		5-3-0		12-4-0
9-3-0		0-0-0	0-0-0		HOME		0-0-0		0-0-0		9-3-0
6-6-0		0-0-0	0-0-0		AWAY		1-2-0		3-3-0		2-1-0
4-0-0		0-0-0	0-0-0		NEUTRAL		1-0-0		2-0-0		1-0-0
RPI S	Opponent	Score	RPI S	Opponent	Score	RPI S	Opponent	Score	RPI S	Opponent	Score
15 A	West Virginia	2 6				59 A	VCU	0 3	109 A	North Florida	3 4
18 A	Texas A&M	6 19				59 A	VCU	11 1	109 A	North Florida	8 5
18 A	Texas A&M	0 4				59 A	VCU	3 8	109 A	North Florida	4 7
18 A	Texas A&M	1 3				59 N	VCU	2 1	109 A	North Florida	8 6
18 N	Texas A&M	2 11							141 A	Dayton	8 4
									141 A	Dayton	4 3
									141 A	Dayton	4 17
									141 N	Dayton	4 2
									141 N	Dayton	4 3
									145 A	Rhode Island	3 5
									145 A	Rhode Island	8 9
									145 A	Rhode Island	2 0
									157 H	Columbia	3 2
									162 N	Richmond	7 6
									185 A	Fairfield	5 6
									205 H	Saint Louis	4 7
									205 H	Saint Louis	3 1
									205 H	Saint Louis	1 4
									206 H	Hofstra	4 3
									206 H	Hofstra	4 3
									209 A	UMass Lowell	2 3
									209 A	UMass Lowell	2 8
									209 A	UMass Lowell	9 2
									212 N	Cornell	0 1
									213 A	Albany (NY)	7 5
									225 H	Saint Joseph's	2 0
									225 H	Saint Joseph's	6 0
LAST 10 GAMES			LAST 10 GAMES			LAST 10 GAMES			LAST 10 GAMES		
18 N	Texas A&M	2 11	162 N	Richmond	7 6	209 A	UMass Lowell	9 2	212 N	Cornell	0 1
15 A	West Virginia	2 6	141 A	Dayton	8 4	213 A	Albany (NY)	7 5	225 H	Saint Joseph's	2 0
141 N	Dayton	4 3	141 A	Dayton	4 3	225 H	Saint Joseph's	6 0			
141 N	Dayton	4 2	141 A	Dayton	4 17						
59 N	VCU	2 1	254 H	La Salle	7 2						

Non-Div. I Games:

Fordham

RPI	S	Opponent	Score	
225	H	Saint Joseph's	4	3
228	H	Manhattan	9	0
246	A	Siena	0	12
246	H	Siena	5	4
247	A	Sacred Heart	8	2
247	H	Sacred Heart	12	3
248	H	Wagner	2	3
253	A	Towson	0	8
253	A	Towson	6	1
254	H	La Salle	7	2
254	H	La Salle	5	0
254	H	La Salle	11	1
260	A	George Mason	2	1
260	A	George Mason	6	3
260	A	George Mason	2	3
274	H	St. Bonaventure	0	1
274	H	St. Bonaventure	8	1
274	H	St. Bonaventure	8	2
284	H	Iona	5	1
284	H	Iona	9	2
291	A	Fairleigh Dickinson	22	10
296	A	UMES	4	1
296	A	UMES	4	6
296	A	UMES	7	2
296	A	UMES	2	1
299	A	Saint Peter's	8	5

Fordham

F
o
r
d
h
a
m

F
o
r
d
h
a
m

Average RPI Win:	151	WON-LOST RECORD	WINNING PCT. RANK	LAST 10 GAMES	STRENGTH OF SCHEDULE	OPP. STRENGTH OF SCHEDULE	TEAM RPI	ADJ RPI	CONF. RPI	ADJ CONF. RPI	
Average RPI Loss:	90	27-31-0	.46552 183	5-5-0	86	110	136	.5023 136	10	10	
DIV. I ONLY		12-12-0	.5 144	0	72	160	115	.51409 115	8	8	
DIV. I NON-CONF.											
<hr/>											
TOTALS	RPI 1-25	RPI 26-50		W-L RECORDS		RPI 51-100		RPI 101-150		RPI 150+	
27-31-0	0-3-0	0-1-0		OVERALL		9-17-0		5-6-0		13-4-0	
13-13-0	0-0-0	0-0-0		HOME		6-10-0		2-2-0		5-1-0	
8-14-0	0-2-0	0-1-0		AWAY		1-5-0		1-3-0		6-3-0	
6-4-0	0-1-0	0-0-0		NEUTRAL		2-2-0		2-1-0		2-0-0	
12-12-0	0-3-0	0-1-0		NON-CONFERENCE		2-5-0		2-2-0		8-1-0	
7-4-0	0-0-0	0-0-0		HOME		1-3-0		1-0-0		5-1-0	
2-6-0	0-2-0	0-0-		AWAY		1-2-0		0-1-0		1-0-0	
3-2-0	0-1-0	0-0-0		NEUTRAL		0-0-0		1-1-0		2-0-0	
15-19-0	0-0-0	0-0-0		CONFERENCE		7-12-0		3-4-0		5-3-0	
6-9-0	0-0-0	0-0-0		HOME		5-7-0		1-2-0		0-0-0	
6-8-0	0-0-0	0-0-0		AWAY		0-3-0		1-2-0		5-3-0	
3-2-0	0-0-0	0-0-0		NEUTRAL		2-2-0		1-0-0		0-0-0	
<hr/>											
RPI S	Opponent	Score	RPI S	Opponent	Score	RPI S	Opponent	Score	RPI S	Opponent	Score
3 A	Mississippi St.	8 21	43 A	Southern Miss.	4 5	53 A	Texas St.	5 6	102 A	Troy	4 10
13 N	Tennessee	2 7				53 A	Texas St.	1 5	102 A	Troy	14 6
21 A	LSU	7 12				53 A	Texas St.	1 13	102 A	Troy	4 15
						53 N	Texas St.	8 0	104 N	South Alabama	12 7
						60 H	Coastal Caro.	3 13	109 N	North Florida	7 4
						60 H	Coastal Caro.	7 15	121 A	Northwestern St.	0 15
						60 H	Coastal Caro.	2 14	121 H	Northwestern St.	8 4
						60 N	Coastal Caro.	10 26	122 N	Air Force	0 1
						60 N	Coastal Caro.	6 10	132 H	Louisiana	8 19
						61 A	Louisiana Tech	9 4	132 H	Louisiana	9 13
						61 H	Louisiana Tech	0 5	132 H	Louisiana	6 3
						71 H	Ga. Southern	8 9	151 N	Army West Point	10 3
						71 H	Ga. Southern	8 5	161 N	Western Ky.	4 3
						71 H	Ga. Southern	4 2	167 A	Arkansas St.	11 4
						84 A	Southeastern La.	3 10	167 A	Arkansas St.	3 4
						84 A	Southeastern La.	1 7	167 A	Arkansas St.	4 2
						90 H	McNeese	12 13	189 A	Appalachian St.	2 3
						90 H	McNeese	10 5	189 A	Appalachian St.	8 10
						90 H	McNeese	2 10	204 A	Southern U.	5 4
						94 H	UT Arlington	2 10	204 H	Southern U.	10 6
LAST 10 GAMES											
						60 N	Coastal Caro.	6 10	232 A	Georgia St.	10 3
						60 N	Coastal Caro.	10 26	232 A	Georgia St.	9 3
						94 N	UT Arlington	18 5	232 A	Georgia St.	16 8
						53 N	Texas St.	8 0	238 H	SIUE	12 3
						104 N	South Alabama	12 7	238 H	SIUE	4 12
									238 H	SIUE	4 1
									267 H	Jackson St.	10 1

Non-Div. I Games:

La.-Monroe

RPI	S	Opponent	Score		RPI	S	Opponent	Score	
94	H	UT Arlington	6	3	295	H	Alcorn	11	4
94	H	UT Arlington	8	0					
94	N	UT Arlington	18	5					
96	H	Little Rock	3	7					
96	H	Little Rock	5	2					
96	H	Little Rock	2	4					
132	H	Louisiana	8	19					
132	H	Louisiana	9	13					
132	H	Louisiana	6	3					
102	A	Troy	4	10					
102	A	Troy	14	6					

W
o
f
f
o
r
d

Wofford

RPI	S	Opponent	Score	
207	A	Western Caro.	7	4
210	H	Lafayette	7	6
210	H	Lafayette	12	1
210	H	Lafayette	13	3
219	H	Ohio	4	6
219	H	Ohio	5	2
219	H	Ohio	2	0
234	A	USC Upstate	13	6
234	H	USC Upstate	3	1
236	A	Florida A&M	14	11
236	A	Florida A&M	1	2
236	A	Florida A&M	4	9
244	N	Charleston So.	3	4
251	H	VMI	4	5
251	H	VMI	15	4
251	H	VMI	19	4
251	N	VMI	12	7
257	A	UNC Asheville	12	1
257	H	UNC Asheville	14	2
270	A	The Citadel	8	1
270	A	The Citadel	17	7
270	A	The Citadel	4	3
296	H	UMES	13	5
296	H	UMES	9	0

Wofford

W
o
f
f
o
r
d

W
o
f
f
o
r
d

H
i
g
h
P
o
i
n
t

High Point

RPI	S	Opponent	Score	
244	H	Charleston So.	5	6
257	H	UNC Asheville	11	3
257	H	UNC Asheville	9	4
257	H	UNC Asheville	10	2
257	N	UNC Asheville	2	0
269	A	N.C. Central	10	1
269	H	N.C. Central	6	4
289	H	Longwood	3	1
289	H	Longwood	8	7
289	H	Longwood	12	2

High Point

[illegible]

Non-Div. I Games:

Stony Brook

S
t
o
n
y
B
r
o
o
k

RPI	S	Opponent	Score	
213	H	Albany (NY)	8	3
213	H	Albany (NY)	3	4
228	A	Manhattan	1	2
247	A	Sacred Heart	8	1
247	H	Sacred Heart	4	1
247	H	Sacred Heart	12	9
248	A	Wagner	6	5
248	A	Wagner	4	2
250	A	LIU Brooklyn	6	7
250	H	LIU Brooklyn	9	3
258	A	UMBC	11	3
258	A	UMBC	6	8
258	A	UMBC	3	2
258	H	UMBC	8	5
258	H	UMBC	9	3
258	H	UMBC	4	3
284	A	Iona	11	7
284	H	Iona	8	12
284	H	Iona	4	2

S
t
o
n
y
B
r
o
o
k

Stony Brook

Average RPI Win: 117		WON-LOST	WINNING	LAST 10	STRENGTH OF		OPP. STRENGTH	TEAM	ADJ	CONF.	ADJ CONF.
Average RPI Loss: 97		RECORD	PCT. RANK	GAMES	SCHEDULE		OF SCHEDULE	RPI	RPI	RPI	RPI
DIV. I ONLY		26-33-0	.44068	201	5-5-0		63	81	140	.50044	140
DIV. I NON-CONF.		10-15-0	.4	195	1-0-0		41	30	150	.49432	150
TOTALS		RPI 1-25	RPI 26-50		W-L RECORDS		RPI 51-100		RPI 101-150		RPI 150+
26-33-0		0-1-0	6-9-0		OVERALL		9-10-0		3-3-0		8-10-0
15-16-0		0-0-0	3-4-0		HOME		3-7-0		3-3-0		6-2-0
6-14-0		0-1-0	1-3-0		AWAY		4-2-0		0-0-0		1-8-0
5-3-0		0-0-0	2-2-0		NEUTRAL		2-1-0		0-0-0		1-0-0
10-15-0		0-1-0	4-3-0		NON-CONFERENCE		2-10-0		2-1-0		2-0-0
5-11-0		0-0-0	1-3-0		HOME		0-7-0		2-1-0		2-0-0
2-3-0		0-1-0	1-0-		AWAY		1-2-0		0-0-0		0-0-0
3-1-0		0-0-0	2-0-0		NEUTRAL		1-1-0		0-0-0		0-0-0
16-18-0		0-0-0	2-6-0		CONFERENCE		7-0-0		1-2-0		6-10-0
10-5-0		0-0-0	2-1-0		HOME		3-0-0		1-2-0		4-2-0
4-11-0		0-0-0	0-3-0		AWAY		3-0-0		0-0-0		1-8-0
2-2-0		0-0-0	0-2-0		NEUTRAL		1-0-0		0-0-0		1-0-0
RPI S	Opponent	Score	RPI S	Opponent	Score	RPI S	Opponent	Score	RPI S	Opponent	Score
18 A	Texas A&M	3 8	33 N	Baylor	6 3	52 H	Arizona	5 16	134 H	UTSA	2 4
			37 A	Fla. Atlantic	4 12	53 A	Texas St.	6 7	134 H	UTSA	8 6
			37 A	Fla. Atlantic	2 4	53 H	Texas St.	0 5	134 H	UTSA	3 9
			37 A	Fla. Atlantic	7 12	53 N	Texas St.	0 1	145 H	Rhode Island	7 6
			43 H	Southern Miss.	7 2	55 N	TCU	12 2	145 H	Rhode Island	15 3
			43 H	Southern Miss.	4 0	58 H	UC Irvine	5 11	145 H	Rhode Island	1 2
			43 H	Southern Miss.	3 6	58 H	UC Irvine	0 7	161 A	Western Ky.	3 6
			43 N	Southern Miss.	4 6	58 H	UC Irvine	4 11	161 A	Western Ky.	4 6
			43 N	Southern Miss.	0 6	61 H	Louisiana Tech	3 2	161 A	Western Ky.	5 9
			45 A	Houston	5 3	61 H	Louisiana Tech	4 2	171 H	FIU	8 5
			45 H	Houston	2 8	61 H	Louisiana Tech	3 1	171 H	FIU	2 5
			45 N	Houston	2 1	61 N	Louisiana Tech	4 3	171 H	FIU	7 13
			46 H	Oklahoma	8 17	68 A	Texas	1 3	178 A	Marshall	4 5
			46 H	Oklahoma	8 1	68 H	Texas	4 11	178 A	Marshall	3 4
			46 H	Oklahoma	0 6	75 A	Sam Houston St.	11 5	178 A	Marshall	4 5
						75 H	Sam Houston St.	9 10	178 N	Marshall	6 3
						80 A	Old Dominion	14 10	214 H	Lamar University	12 5
						80 A	Old Dominion	11 2	215 A	Charlotte	19 4
						80 A	Old Dominion	3 1	215 A	Charlotte	5 6
									215 A	Charlotte	0 4
									222 H	Middle Tenn.	7 2
									222 H	Middle Tenn.	7 5
									222 H	Middle Tenn.	10 4
									293 H	Prairie View	25 5
			LAST 10 GAMES								
			43 N	Southern Miss.	0 6	178 A	Marshall	3 4			
			178 N	Marshall	6 3	178 A	Marshall	4 5			
			61 N	Louisiana Tech	4 3	45 N	Houston	2 1			
			43 N	Southern Miss.	4 6	43 H	Southern Miss.	7 2			
			178 A	Marshall	4 5	43 H	Southern Miss.	4 0			

Non-Div. I Games:

Rice

Average RPI Win: 215		WON-LOST RECORD	WINNING PCT. RANK	LAST 10 GAMES	STRENGTH OF SCHEDULE	OPP. STRENGTH OF SCHEDULE	TEAM RPI	ADJ RPI	CONF. RPI	ADJ CONF. RPI				
Average RPI Loss: 135														
DIV. I ONLY		32-26-1	.55085 109	5-5-0	182	222	141	.50005 141	19	20				
DIV. I NON-CONF.		13-16-1	.45 177	0-1-0	162	234	174	.48469 174	22	22				
<hr/>														
TOTALS		RPI 1-25	RPI 26-50		W-L RECORDS		RPI 51-100		RPI 101-150		RPI 150+			
32-26-1		0-6-0	0-0-0		OVERALL		0-2-0		6-7-0		26-11-1			
14-11-0		0-0-0	0-0-0		HOME		0-1-0		3-2-0		11-8-0			
14-13-1		0-6-0	0-0-0		AWAY		0-1-0		0-3-0		14-3-1			
4-2-0		0-0-0	0-0-0		NEUTRAL		0-0-0		3-2-0		1-0-0			
13-16-1		0-6-0	0-0-0		NON-CONFERENCE		0-2-0		2-3-0		11-5-1			
8-5-0		0-0-0	0-0-0		HOME		0-1-0		2-0-0		6-4-0			
4-11-1		0-6-0	0-0-		AWAY		0-1-0		0-3-0		4-1-1			
1-0-0		0-0-0	0-0-0		NEUTRAL		0-0-0		0-0-0		1-0-0			
19-10-0		0-0-0	0-0-0		CONFERENCE		0-0-0		4-4-0		15-6-0			
6-6-0		0-0-0	0-0-0		HOME		0-0-0		1-2-0		5-4-0			
10-2-0		0-0-0	0-0-0		AWAY		0-0-0		0-0-0		10-2-0			
3-2-0		0-0-0	0-0-0		NEUTRAL		0-0-0		3-2-0		0-0-0			
RPI	S	Opponent	Score		RPI	S	Opponent	Score		RPI	S	Opponent	Score	
1	A	Vanderbilt	1	5						116	A	Ball St.	6	11
1	A	Vanderbilt	3	11						116	H	Ball St.	5	4
1	A	Vanderbilt	0	2						118	A	Ohio St.	2	4
4	A	Georgia	1	13						135	H	Fordham	3	4
4	A	Georgia	1	5						135	H	Fordham	17	4
4	A	Georgia	7	10						135	H	Fordham	4	8
										135	N	Fordham	3	4
										135	N	Fordham	2	4
										143	A	Kent St.	6	9
										143	H	Kent St.	12	5
										145	N	Rhode Island	5	2
										146	N	Davidson	7	3
										146	N	Davidson	5	2
										162	H	Richmond	8	7
										162	H	Richmond	3	11
										162	H	Richmond	5	17
										169	H	Massachusetts	2	9
										169	H	Massachusetts	11	2
										169	H	Massachusetts	6	0
										186	N	Seton Hall	2	1
										196	A	Eastern Ky.	17	5
										199	H	Canisius	6	2
										199	H	Canisius	1	2
										199	H	Canisius	17	13
										205	A	Saint Louis	3	4
										205	A	Saint Louis	4	2
										205	A	Saint Louis	3	2
LAST 10 GAMES														
					135	N	Fordham	3	4	135	H	Fordham	4	8
					146	N	Davidson	5	2	135	H	Fordham	3	4
					135	N	Fordham	2	4	135	H	Fordham	17	4
					146	N	Davidson	7	3	86	A	Morehead St.	5	8
					145	N	Rhode Island	5	2	254	A	La Salle	9	7

Non-Div. I Games:

Dayton

RPI	S	Opponent	Score	
219	A	Ohio	12	5
219	H	Ohio	2	4
219	H	Ohio	15	5
225	H	Saint Joseph's	6	7
225	H	Saint Joseph's	11	6
225	H	Saint Joseph's	2	1
242	H	Butler	6	1
252	A	Toledo	12	9
252	H	Toledo	9	10
254	A	La Salle	7	6
254	A	La Salle	9	5
254	A	La Salle	9	7
260	A	George Mason	6	4
260	A	George Mason	13	3
260	A	George Mason	0	2
274	A	St. Bonaventure	9	0
274	A	St. Bonaventure	8	7
274	A	St. Bonaventure	8	0
275	A	Bowling Green	8	12
275	H	Bowling Green	6	3
287	A	Eastern Mich.	4	1
287	H	Eastern Mich.	2	10
291	A	Fairleigh Dickinson	3	3
298	H	Purdue Fort Wayne	9	3

Dayton

D
a
y
t
o
n

D
a
y
t
o
n

Average RPI Win: 165		WON-LOST	WINNING	LAST 10	STRENGTH OF		OPP. STRENGTH	TEAM	ADJ	CONF.	ADJ CONF.
Average RPI Loss: 126		RECORD	PCT. RANK	GAMES	SCHEDULE		OF SCHEDULE	RPI	RPI	RPI	RPI
DIV. I ONLY		28-29-0	.49123	157	6-4-0		158	133	142	.49976	142
DIV. I NON-CONF.		14-15-0	.48276	153	0		177	113	132	.50356	132
TOTALS		RPI 1-25	RPI 26-50		W-L RECORDS		RPI 51-100		RPI 101-150		RPI 150+
28-29-0	0-0-0	2-7-0		OVERALL		6-8-0		1-5-0		19-9-0	
11-7-0	0-0-0	0-0-0		HOME		2-2-0		0-1-0		9-4-0	
11-14-0	0-0-0	0-4-0		AWAY		3-4-0		1-2-0		7-4-0	
6-8-0	0-0-0	2-3-0		NEUTRAL		1-2-0		0-2-0		3-1-0	
14-15-0	0-0-0	2-7-0		NON-CONFERENCE		2-1-0		0-2-0		10-5-0	
4-2-0	0-0-0	0-0-0		HOME		1-0-0		0-1-0		3-1-0	
6-7-0	0-0-0	0-0-		AWAY		1-0-0		0-0-0		5-3-0	
4-6-0	0-0-0	2-3-0		NEUTRAL		0-1-0		0-1-0		2-1-0	
14-14-0	0-0-0	0-0-0		CONFERENCE		4-7-0		1-3-0		9-4-0	
7-5-0	0-0-0	0-0-0		HOME		1-2-0		0-0-0		6-3-0	
5-7-0	0-0-0	0-0-0		AWAY		2-4-0		1-2-0		2-1-0	
2-2-0	0-0-0	0-0-0		NEUTRAL		1-1-0		0-1-0		1-0-0	
RPI S	Opponent	Score	RPI S	Opponent	Score	RPI S	Opponent	Score	RPI S	Opponent	Score
			27 A	UConn	2 6	56 H	Boston College	4 2	103 N	Harvard	3 4
			27 N	UConn	4 7	56 N	Boston College	3 5	145 H	Rhode Island	0 8
			31 N	Missouri	4 3	85 A	William & Mary	7 6	148 A	UNCW	4 7
			35 N	Illinois	4 5	85 A	William & Mary	9 4	148 A	UNCW	3 4
			35 N	Illinois	8 1	85 A	William & Mary	4 15	148 A	UNCW	5 4
			37 A	Fla. Atlantic	4 7	87 A	Bryant	7 6	148 N	UNCW	6 8
			37 A	Fla. Atlantic	6 9	92 H	Col. of Charleston	1 7	163 H	James Madison	6 1
			37 A	Fla. Atlantic	1 2	92 H	Col. of Charleston	7 0	163 H	James Madison	5 4
			38 N	Indiana	4 6	92 H	Col. of Charleston	5 7	163 H	James Madison	8 9
						92 N	Col. of Charleston	8 7	163 N	James Madison	9 7
						99 A	Elon	2 4	181 N	South Dakota St.	13 7
						99 A	Elon	0 3	181 N	South Dakota St.	12 9
						99 A	Elon	5 6	184 H	Holy Cross	8 7
						99 N	Elon	6 8	184 H	Holy Cross	6 3
									184 H	Holy Cross	1 0
									184 H	Holy Cross	4 8
									206 H	Hofstra	1 7
									206 H	Hofstra	7 3
									206 H	Hofstra	5 1
									209 A	UMass Lowell	3 2
									211 A	Hartford	9 8
									220 A	Houston Baptist	14 8
									220 A	Houston Baptist	2 5
									220 A	Houston Baptist	3 9
									233 H	Delaware	3 7
									233 H	Delaware	13 4
									233 H	Delaware	16 8
LAST 10 GAMES											
			99 N	Elon	6 8	253 A	Towson	6 3			
			92 N	Col. of Charleston	8 7	253 A	Towson	6 4			
			163 N	James Madison	9 7	163 H	James Madison	5 4			
			148 N	UNCW	6 8	163 H	James Madison	8 9			
			253 A	Towson	6 11	163 H	James Madison	6 1			

Non-Div. I Games:

Northeastern

Northeastern

RPI	S	Opponent	Score	
244	A	Charleston So.	9	1
252	H	Toledo	6	3
252	H	Toledo	11	5
252	H	Toledo	5	2
270	A	The Citadel	11	2
275	A	Bowling Green	18	9
275	A	Bowling Green	2	6
275	A	Bowling Green	4	3
278	A	Youngstown St.	3	4
278	H	Youngstown St.	10	5
287	A	Eastern Mich.	9	7
287	A	Eastern Mich.	5	4
287	A	Eastern Mich.	4	0

Kent St.

K
e
n
t
S
t
.

K
e
n
t
S
t
.

Average RPI Win: 236		WON-LOST RECORD	WINNING PCT. RANK	LAST 10 GAMES	STRENGTH OF SCHEDULE	OPP. STRENGTH OF SCHEDULE	TEAM RPI	ADJ RPI		CONF. RPI	ADJ CONF. RPI	
Average RPI Loss: 173												
DIV. I ONLY		39-17-0	.69643	17	7-3-0	275	260	144	.4996	144	25	25
DIV. I NON-CONF.		18-8-0	.69231	44	2-0-0	292	281	161	.48992	161	26	26
<hr/>												
TOTALS		RPI 1-25		RPI 26-50		W-L RECORDS		RPI 51-100		RPI 101-150		RPI 150+
39-17-0		0-0-0		0-0-0		OVERALL		0-0-0		1-5-0		38-12-0
20-6-0		0-0-0		0-0-0		HOME		0-0-0		0-0-0		20-6-0
15-7-0		0-0-0		0-0-0		AWAY		0-0-0		0-3-0		15-4-0
4-4-0		0-0-0		0-0-0		NEUTRAL		0-0-0		1-2-0		3-2-0
18-8-0		0-0-0		0-0-0		NON-CONFERENCE		0-0-0		1-5-0		17-3-0
10-2-0		0-0-0		0-0-0		HOME		0-0-0		0-0-0		10-2-0
7-4-0		0-0-0		0-0-		AWAY		0-0-0		0-3-0		7-1-0
1-2-0		0-0-0		0-0-0		NEUTRAL		0-0-0		1-2-0		0-0-0
21-9-0		0-0-0		0-0-0		CONFERENCE		0-0-0		0-0-0		21-9-0
10-4-0		0-0-0		0-0-0		HOME		0-0-0		0-0-0		10-4-0
8-3-0		0-0-0		0-0-0		AWAY		0-0-0		0-0-0		8-3-0
3-2-0		0-0-0		0-0-0		NEUTRAL		0-0-0		0-0-0		3-2-0
RPI	S	Opponent	Score	RPI	S	Opponent	Score	RPI	S	Opponent	Score	
										122 N	Air Force	2 7
										122 N	Air Force	4 6
										122 N	Air Force	2 1
										150 A	Gardner-Webb	0 1
										150 A	Gardner-Webb	3 5
										150 A	Gardner-Webb	2 3
										151 A	Army West Point	2 5
										151 A	Army West Point	5 2
										151 H	Army West Point	3 0
										151 H	Army West Point	5 7
										151 H	Army West Point	3 11
										151 N	Army West Point	4 2
										151 N	Army West Point	3 4
										151 N	Army West Point	2 6
										169 H	Massachusetts	0 3
										169 H	Massachusetts	12 4
										177 H	Central Conn. St.	5 2
										184 A	Holy Cross	0 4
										184 A	Holy Cross	6 1
										184 H	Holy Cross	4 3
										184 H	Holy Cross	3 1
										184 H	Holy Cross	1 4
LAST 10 GAMES										210 A	Lafayette	11 9
										210 A	Lafayette	10 1
										210 A	Lafayette	24 13
										210 H	Lafayette	3 1
										210 H	Lafayette	2 5
										273 H	Lehigh	12 2
										210 H	Lafayette	2 5

Non-Div. I Games:

Navy

RPI	S	Opponent	Score	
210	N	Lafayette	3	0
210	N	Lafayette	10	2
212	H	Cornell	5	1
212	H	Cornell	2	1
212	H	Cornell	2	3
245	A	Georgetown	12	3
245	H	Georgetown	17	3
258	A	UMBC	3	9
258	H	UMBC	13	4
260	A	George Mason	18	12
268	H	Coppin St.	5	3
268	H	Coppin St.	5	4
272	H	Delaware St.	11	3
273	A	Lehigh	4	1
273	A	Lehigh	3	0
273	A	Lehigh	4	16
273	H	Lehigh	2	0
273	H	Lehigh	12	2
281	A	Villanova	5	1
281	A	Villanova	14	3
282	A	Bucknell	3	1
282	H	Bucknell	9	4
282	H	Bucknell	6	3
282	H	Bucknell	11	10
282	H	Bucknell	15	2
289	A	Longwood	8	2
289	A	Longwood	4	0

Navy

N
a
v
y

RPI	S	Opponent	Score	
294	A	Mt. St. Mary's	8	4
294	H	Mt. St. Mary's	11	7

N
a
v
y

N
a
v
y

Navy

Average RPI Win: 167		WON-LOST	WINNING	LAST 10	STRENGTH OF		OPP. STRENGTH	TEAM	ADJ	CONF.	ADJ CONF.
Average RPI Loss: 138		RECORD	PCT. RANK	GAMES	SCHEDULE		OF SCHEDULE	RPI	RPI	RPI	RPI
DIV. I ONLY		24-29-0	.45283	190	6-4-0		121	172	145	.49925	145
DIV. I NON-CONF.		9-18-0	.33333	224	0-1-0		132	67	170	.48591	170
TOTALS		RPI 1-25	RPI 26-50		W-L RECORDS		RPI 51-100		RPI 101-150		RPI 150+
24-29-0	0-0-0	1-4-0		OVERALL		3-5-0		5-11-0		15-9-0	
8-8-0	0-0-0	0-1-0		HOME		0-2-0		2-1-0		6-4-0	
13-17-0	0-0-0	0-1-0		AWAY		3-3-0		3-8-0		7-5-0	
3-4-0	0-0-0	1-2-0		NEUTRAL		0-0-0		0-2-0		2-0-0	
9-18-0	0-0-0	1-4-0		NON-CONFERENCE		3-5-0		2-6-0		3-3-0	
0-5-0	0-0-0	0-1-0		HOME		0-2-0		0-0-0		0-2-0	
7-11-0	0-0-0	0-0-		AWAY		3-3-0		2-6-0		2-1-0	
2-2-0	0-0-0	1-2-0		NEUTRAL		0-0-0		0-0-0		1-0-0	
15-11-0	0-0-0	0-0-0		CONFERENCE		0-0-0		3-5-0		12-6-0	
8-3-0	0-0-0	0-0-0		HOME		0-0-0		2-1-0		6-2-0	
6-6-0	0-0-0	0-0-0		AWAY		0-0-0		1-2-0		5-4-0	
1-2-0	0-0-0	0-0-0		NEUTRAL		0-0-0		0-2-0		1-0-0	
RPI S	Opponent	Score	RPI S	Opponent	Score	RPI S	Opponent	Score	RPI S	Opponent	Score
			27 A	UConn	1 2	56 A	Boston College	0 4	114 A	UTRGV	3 15
			27 H	UConn	4 5	56 H	Boston College	1 2	114 A	UTRGV	6 7
			31 N	Missouri	4 12	83 A	Wichita St.	13 8	114 A	UTRGV	5 9
			31 N	Missouri	8 6	83 A	Wichita St.	6 1	114 A	UTRGV	1 8
			31 N	Missouri	0 7	83 A	Wichita St.	7 8	135 H	Fordham	0 2
						83 A	Wichita St.	1 5	135 H	Fordham	9 8
						87 A	Bryant	16 12	135 H	Fordham	5 3
						87 H	Bryant	0 2	140 A	Rice	3 15
									140 A	Rice	6 7
									140 A	Rice	2 1
									141 N	Dayton	2 5
									142 A	Northeastern	8 0
									146 A	Davidson	2 10
									146 A	Davidson	4 0
									146 A	Davidson	2 7
									146 N	Davidson	2 4
									162 H	Richmond	2 1
									162 H	Richmond	6 3
									162 H	Richmond	4 3
									164 A	Quinnipiac	5 4
									169 H	Massachusetts	5 3
									169 H	Massachusetts	8 3
									184 H	Holy Cross	3 7
									205 A	Saint Louis	7 4
									205 A	Saint Louis	4 6
									205 A	Saint Louis	6 18
									205 N	Saint Louis	2 1
LAST 10 GAMES			146 N	Davidson	2 4	254 A	La Salle	5 7			
			141 N	Dayton	2 5	27 H	UConn	4 5			
			205 N	Saint Louis	2 1	169 H	Massachusetts	8 3			
			254 A	La Salle	6 2	169 H	Massachusetts	5 3			
			254 A	La Salle	13 3	205 A	Saint Louis	7 4			

Non-Div. I Games:

Rhode Island

RPI	S	Opponent	Score	
209	A	UMass Lowell	17	6
211	N	Hartford	10	7
218	A	George Washington	3	4
218	A	George Washington	19	1
218	A	George Washington	6	1
247	A	Sacred Heart	1	9
247	H	Sacred Heart	5	6
254	A	La Salle	5	7
254	A	La Salle	13	3
254	A	La Salle	6	2
260	H	George Mason	1	3
260	H	George Mason	1	3
260	H	George Mason	7	6

Rhode Island

R
h
o
d
e
I
s
l
a
n
d

R
h
o
d
e
I
s
l
a
n
d

[illegible]

Non-Div. I Games:

Davidson

RPI	S	Opponent	Score	
241	H	North Ala.	5	2
241	H	North Ala.	13	1
252	H	Toledo	11	5
252	H	Toledo	3	2
252	H	Toledo	5	13
253	H	Towson	13	5
253	H	Towson	4	1
253	H	Towson	15	3
254	H	La Salle	6	0
254	H	La Salle	11	3
254	H	La Salle	16	8
269	A	N.C. Central	9	10
269	H	N.C. Central	6	9
274	A	St. Bonaventure	15	3
274	A	St. Bonaventure	10	1
274	A	St. Bonaventure	2	1

Davidson

D
a
v
i
d
s
o
n

D
a
v
i
d
s
o
n

Milwaukee

RPI	S	Opponent	Score	
278	H	Youngstown St.	22	2
278	H	Youngstown St.	18	6
278	N	Youngstown St.	12	3
279	A	Northern Ky.	6	2
279	A	Northern Ky.	5	3
279	A	Northern Ky.	15	12
279	H	Northern Ky.	15	2
279	H	Northern Ky.	9	8
279	H	Northern Ky.	4	2
279	N	Northern Ky.	9	1
281	N	Villanova	7	4

Milwaukee

M
i
l
w
a
u
k
e
e

M
i
l
w
a
u
k
e
e

UNCW

Average RPI Win: 174		WON-LOST RECORD		WINNING PCT. RANK		LAST 10 GAMES		STRENGTH OF SCHEDULE		OPP. STRENGTH OF SCHEDULE		TEAM RPI		ADJ RPI		CONF. RPI		ADJ CONF. RPI			
DIV. I ONLY		32-31-0		.50794 146		6-4-0		145		123		148		.49785 148		15		15			
DIV. I NON-CONF.		16-18-0		.47059 162		0-2-0		161		102		175		.48433 175		14		14			
TOTALS		RPI 1-25		RPI 26-50		W-L RECORDS		RPI 51-100		RPI 101-150		RPI 150+									
32-31-0		0-9-0		0-0-0		OVERALL		10-8-0		4-3-0		18-11-0									
17-16-0		0-4-0		0-0-0		HOME		2-4-0		2-1-0		13-7-0									
11-13-0		0-4-0		0-0-0		AWAY		5-3-0		1-2-0		5-4-0									
4-2-0		0-1-0		0-0-0		NEUTRAL		3-1-0		1-0-0		0-0-0									
16-18-0		0-9-0		0-0-0		NON-CONFERENCE		3-2-0		1-2-0		12-5-0									
12-9-0		0-4-0		0-0-0		HOME		2-1-0		0-0-0		10-4-0									
4-8-0		0-4-0		0-0-		AWAY		1-1-0		1-2-0		2-1-0									
0-1-0		0-1-0		0-0-0		NEUTRAL		0-0-0		0-0-0		0-0-0									
16-13-0		0-0-0		0-0-0		CONFERENCE		7-6-0		3-1-0		6-6-0									
5-7-0		0-0-0		0-0-0		HOME		0-3-0		2-1-0		3-3-0									
7-5-0		0-0-0		0-0-0		AWAY		4-2-0		0-0-0		3-3-0									
4-1-0		0-0-0		0-0-0		NEUTRAL		3-1-0		1-0-0		0-0-0									
RPI	S	Opponent		Score		RPI	S	Opponent		Score		RPI	S	Opponent		Score					
7	A	East Carolina		5	8			51	A	Campbell		5	1	131	A	Memphis		8	10		
7	H	East Carolina		1	9			51	H	Campbell		3	1	131	A	Memphis		4	7		
13	N	Tennessee		3	10			60	A	Coastal Caro.		2	9	131	A	Memphis		15	6		
14	A	North Carolina		6	7			60	H	Coastal Caro.		5	10	142	H	Northeastern		7	4		
14	A	North Carolina		3	4			60	H	Coastal Caro.		5	4	142	H	Northeastern		4	3		
14	H	North Carolina		4	11			85	H	William & Mary		2	3	142	H	Northeastern		4	5		
22	A	NC State		3	11			85	H	William & Mary		2	3	142	N	Northeastern		8	6		
22	H	NC State		7	14			85	H	William & Mary		1	8	163	H	James Madison		7	4		
24	H	Indiana St.		0	1			85	N	William & Mary		5	1	163	H	James Madison		4	0		
								92	A	Col. of Charleston		3	10	163	H	James Madison		0	2		
								92	A	Col. of Charleston		14	4	174	A	Kennesaw St.		5	2		
								92	A	Col. of Charleston		6	5	174	A	Kennesaw St.		12	4		
								99	A	Elon		2	1	174	A	Kennesaw St.		8	9		
								99	A	Elon		1	2	178	H	Marshall		0	1		
								99	A	Elon		7	5	206	A	Hofstra		8	9		
								99	N	Elon		8	3	206	A	Hofstra		3	7		
								99	N	Elon		6	5	206	A	Hofstra		4	6		
								99	N	Elon		1	4	225	H	Saint Joseph's		10	8		
													225	H	Saint Joseph's		2	4			
													233	H	Delaware		10	2			
													233	H	Delaware		5	7			
													233	H	Delaware		5	9			
													246	H	Siena		10	3			
													246	H	Siena		2	1			
													246	H	Siena		7	2			
													251	H	VMI		5	2			
													251	H	VMI		5	3			
				LAST 10 GAMES																	
				13	N	Tennessee		3	10	99	N	Elon		8	3	246	H	Siena		10	3
				14	A	North Carolina		6	7	142	N	Northeastern		8	6	246	H	Siena		2	1
				99	N	Elon		6	5	163	H	James Madison		4	0	246	H	Siena		7	2
				99	N	Elon		1	4	163	H	James Madison		7	4	251	H	VMI		5	2
				85	N	William & Mary		5	1	163	H	James Madison		0	2	251	H	VMI		5	3

Non-Div. I Games:

UNCW




RPI	S	Opponent	Score	
252	H	Toledo	3	5
252	H	Toledo	13	5
253	A	Towson	8	4
253	A	Towson	11	6
253	A	Towson	3	1
256	H	Valparaiso	4	3
256	H	Valparaiso	8	10
256	H	Valparaiso	10	8
284	H	Iona	11	4

UNCW

U
N
C
W

U
N
C
W

Non-Div. I Games:

 Tie,  Loss,  Non-Conf, S Site, H Home, A Away, N Neutral Page 245

RPI	S	Opponent	Score	
248	H	Wagner	6	1
250	H	LIU Brooklyn	7	2
250	H	LIU Brooklyn	7	2
250	H	LIU Brooklyn	10	3
251	A	VMI	14	3
251	A	VMI	0	6
251	A	VMI	6	7
257	A	UNC Asheville	10	8
257	H	UNC Asheville	7	6
270	A	The Citadel	4	0
270	A	The Citadel	3	1
270	A	The Citadel	9	0
284	H	Iona	14	4
284	H	Iona	14	3
284	H	Iona	4	3

ETSU

E
T
S
U

E
T
S
U

[illegible]

Non-Div. I Games:	Limestone	11	9
-------------------	-----------	----	---

Gardner-Webb

RPI	S	Opponent	Score	
207	H	Western Caro.	3	4
215	A	Charlotte	11	4
234	A	USC Upstate	19	11
234	A	USC Upstate	7	6
234	A	USC Upstate	9	7
244	A	Charleston So.	8	3
244	A	Charleston So.	3	10
244	A	Charleston So.	6	8
257	H	UNC Asheville	2	3
257	H	UNC Asheville	11	4
257	H	UNC Asheville	14	6
289	H	Longwood	2	3
289	H	Longwood	9	5
289	H	Longwood	7	9

Gardner-Webb

G
a
r
d
n
e
r
-
W
e
b
b

G
a
r
d
n
e
r
-
W
e
b
b

Average RPI Win: 211		WON-LOST RECORD		WINNING PCT. RANK		LAST 10 GAMES		STRENGTH OF SCHEDULE		OPP. STRENGTH OF SCHEDULE		TEAM RPI		ADJ RPI		CONF. RPI		ADJ CONF. RPI				
Average RPI Loss: 160																						
DIV. I ONLY		35-26-0		.57377 84		6-4-0		233		229		151		.49605 151		25		25				
DIV. I NON-CONF.		16-14-0		.53333 129		2-2-0		255		174		171		.48573 171		26		26				
TOTALS		RPI 1-25		RPI 26-50		W-L RECORDS		RPI 51-100		RPI 101-150		RPI 150+										
35-26-0		0-2-0		0-4-0		OVERALL		1-0-0		7-5-0		27-15-0										
12-8-0		0-0-0		0-0-0		HOME		0-0-0		1-2-0		11-6-0										
15-12-0		0-2-0		0-3-0		AWAY		0-0-0		2-1-0		13-6-0										
8-6-0		0-0-0		0-1-0		NEUTRAL		1-0-0		4-2-0		3-3-0										
16-14-0		0-2-0		0-4-0		NON-CONFERENCE		1-0-0		2-2-0		13-6-0										
5-4-0		0-0-0		0-0-0		HOME		0-0-0		0-1-0		5-3-0										
7-6-0		0-2-0		0-0-		AWAY		0-0-0		0-0-0		7-1-0										
4-4-0		0-0-0		0-1-0		NEUTRAL		1-0-0		2-1-0		1-2-0										
19-12-0		0-0-0		0-0-0		CONFERENCE		0-0-0		5-3-0		14-9-0										
7-4-0		0-0-0		0-0-0		HOME		0-0-0		1-1-0		6-3-0										
8-6-0		0-0-0		0-0-0		AWAY		0-0-0		2-1-0		6-5-0										
4-2-0		0-0-0		0-0-0		NEUTRAL		0-0-0		2-1-0		2-1-0										
RPI	S	Opponent		Score		RPI	S	Opponent		Score		RPI	S	Opponent		Score						
8	A	Texas Tech		2	11	30	N	Florida		5	13	98	N	Tulane		7	6	103	N	Harvard	8	3
21	A	LSU		5	6	45	A	Houston		7	9							122	N	Air Force	17	2
						45	A	Houston		3	6							136	N	La.-Monroe	3	10
						45	A	Houston		2	3							139	H	Stony Brook	4	13
																		144	A	Navy	0	3
																		144	A	Navy	7	5
																		144	A	Navy	11	3
																		144	H	Navy	2	5
																		144	H	Navy	5	2
																		144	N	Navy	4	3
																		144	N	Navy	2	4
																		144	N	Navy	6	2
																		157	H	Columbia	12	15
																		160	H	Marist	5	11
																		176	A	SFA	8	5
																		176	A	SFA	5	4
																		184	A	Holy Cross	3	4
																		184	A	Holy Cross	3	0
																		184	A	Holy Cross	3	4
																		184	A	Holy Cross	2	4
																		184	H	Holy Cross	8	5
																		184	N	Holy Cross	4	6
																		184	N	Holy Cross	5	3
																		184	N	Holy Cross	5	1
																		206	H	Hofstra	9	5
																		210	A	Lafayette	16	7
																		210	A	Lafayette	1	5
LAST 10 GAMES																						
				30	N	Florida		5	13	144	N	Navy	6	2	184	N	Holy Cross	5	3			
				8	A	Texas Tech		2	11	184	N	Holy Cross	5	3	184	N	Holy Cross	5	1			
				103	N	Harvard		8	3	184	N	Holy Cross	4	6	206	H	Hofstra	9	5			
				144	N	Navy		4	3	184	N	Holy Cross	5	1	210	A	Lafayette	16	7			
				144	N	Navy		2	4	281	H	Villanova	23	11	210	A	Lafayette	1	5			

Non-Div. I Games:

Army West Point

RPI	S	Opponent	Score	
210	H	Lafayette	3	6
210	H	Lafayette	4	2
210	H	Lafayette	10	2
212	H	Cornell	1	4
219	A	Ohio	11	2
219	A	Ohio	8	6
219	A	Ohio	0	1
225	N	Saint Joseph's	2	3
225	N	Saint Joseph's	11	5
228	H	Manhattan	12	6
228	H	Manhattan	4	1
246	A	Siena	6	1
247	H	Sacred Heart	12	1
273	A	Lehigh	8	7
273	A	Lehigh	3	2
273	H	Lehigh	3	2
273	H	Lehigh	14	0
273	H	Lehigh	6	13
281	H	Villanova	23	11
282	A	Bucknell	4	3
282	A	Bucknell	6	7
282	A	Bucknell	16	9
282	H	Bucknell	0	2
282	H	Bucknell	11	1
289	A	Longwood	12	2
289	A	Longwood	10	3
291	N	Fairleigh Dickinson	5	10

Army West Point

A
r
m
y
W
e
s
t
P
o
i
n
t

A
r
m
y
W
e
s
t
P
o
i
n
t

Average RPI Win: 193		WON-LOST	WINNING	LAST 10	STRENGTH OF		OPP. STRENGTH	TEAM	ADJ	CONF.	ADJ CONF.						
Average RPI Loss: 125		RECORD	PCT. RANK	GAMES	SCHEDULE		OF SCHEDULE	RPI	RPI	RPI	RPI						
DIV. I ONLY		30-29-0	.50847	144	6-4-0		197	153	152	.49493	152	20	19				
DIV. I NON-CONF.		13-16-0	.44828	180	1-0-0		181	96	144	.49889	144	19	19				
<hr/>																	
TOTALS		RPI 1-25		RPI 26-50		W-L RECORDS		RPI 51-100		RPI 101-150		RPI 150+					
30-29-0		0-3-0		2-2-0		OVERALL		0-4-0		11-10-0		17-10-0					
16-7-0		0-0-0		0-0-0		HOME		0-0-0		9-6-0		7-1-0					
13-17-0		0-3-0		2-2-0		AWAY		0-4-0		1-2-0		10-6-0					
1-5-0		0-0-0		0-0-0		NEUTRAL		0-0-0		1-2-0		0-3-0					
13-16-0		0-3-0		2-2-0		NON-CONFERENCE		0-1-0		4-2-0		7-8-0					
7-1-0		0-0-0		0-0-0		HOME		0-0-0		3-0-0		4-1-0					
6-12-0		0-3-0		2-0-		AWAY		0-1-0		1-2-0		3-4-0					
0-3-0		0-0-0		0-0-0		NEUTRAL		0-0-0		0-0-0		0-3-0					
17-13-0		0-0-0		0-0-0		CONFERENCE		0-3-0		7-8-0		10-2-0					
9-6-0		0-0-0		0-0-0		HOME		0-0-0		6-6-0		3-0-0					
7-5-0		0-0-0		0-0-0		AWAY		0-3-0		0-0-0		7-2-0					
1-2-0		0-0-0		0-0-0		NEUTRAL		0-0-0		1-2-0		0-0-0					
RPI	S	Opponent		Score		RPI	S	Opponent		Score		RPI	S	Opponent		Score	
4	A	Georgia		0	17	41	A	Clemson		8	7	51	A	Campbell		3	5
4	A	Georgia		6	7	44	A	Alabama		4	9	51	A	Campbell		2	3
4	A	Georgia		1	8	44	A	Alabama		2	7	51	A	Campbell		4	11
						44	A	Alabama		4	1	71	A	Ga. Southern		5	10

Non-Div. I Games:

Presbyterian

RPI	S	Opponent	Score	
193	A	Pittsburgh	9	7
193	A	Pittsburgh	5	7
227	H	Brown	3	4
227	H	Brown	5	4
227	H	Brown	5	4
232	A	Georgia St.	13	4
232	H	Georgia St.	11	7
234	A	USC Upstate	8	0
234	A	USC Upstate	5	4
234	A	USC Upstate	4	3
244	A	Charleston So.	5	10
244	A	Charleston So.	15	6
244	A	Charleston So.	6	4
257	H	UNC Asheville	6	2
257	H	UNC Asheville	7	2
257	H	UNC Asheville	4	2
269	A	N.C. Central	9	3
269	H	N.C. Central	6	5
289	A	Longwood	10	1
289	A	Longwood	13	11
289	A	Longwood	5	6

Presbyterian

P
r
e
s
b
y
t
e
r
i
a
n

P
r
e
s
b
y
t
e
r
i
a
n

Average RPI Win: 194		WON-LOST	WINNING	LAST 10	STRENGTH OF		OPP. STRENGTH	TEAM	ADJ	CONF.	ADJ CONF.
Average RPI Loss: 143		RECORD	PCT. RANK	GAMES	SCHEDULE		OF SCHEDULE	RPI	RPI	RPI	RPI
DIV. I ONLY		18-23-0	.43902	203	7-3-0		164	206	153	.49475	153
DIV. I NON-CONF.		6-15-0	.28571	249	0-2-0		80	185	162	.48969	162
TOTALS		RPI 1-25	RPI 26-50		W-L RECORDS		RPI 51-100		RPI 101-150		RPI 150+
18-23-0	0-0-0	0-5-0		OVERALL		0-0-0		2-5-0		16-13-0	
5-5-0	0-0-0	0-0-0		HOME		0-0-0		0-0-0		5-5-0	
13-18-0	0-0-0	0-5-0		AWAY		0-0-0		2-5-0		11-8-0	
0-0-0	0-0-0	0-0-0		NEUTRAL		0-0-0		0-0-0		0-0-0	
6-15-0	0-0-0	0-5-0		NON-CONFERENCE		0-0-0		1-3-0		5-7-0	
1-1-0	0-0-0	0-0-0		HOME		0-0-0		0-0-0		1-1-0	
5-14-0	0-0-0	0-0-		AWAY		0-0-0		1-3-0		4-6-0	
0-0-0	0-0-0	0-0-0		NEUTRAL		0-0-0		0-0-0		0-0-0	
12-8-0	0-0-0	0-0-0		CONFERENCE		0-0-0		1-2-0		11-6-0	
4-4-0	0-0-0	0-0-0		HOME		0-0-0		0-0-0		4-4-0	
8-4-0	0-0-0	0-0-0		AWAY		0-0-0		1-2-0		7-2-0	
0-0-0	0-0-0	0-0-0		NEUTRAL		0-0-0		0-0-0		0-0-0	
RPI S	Opponent	Score	RPI S	Opponent	Score	RPI S	Opponent	Score	RPI S	Opponent	Score
			30 A	Florida	5 6				103 A	Harvard	8 7
			30 A	Florida	1 15				103 A	Harvard	0 3
			30 A	Florida	3 4				103 A	Harvard	8 10
			48 A	UCF	5 7				111 A	New Mexico St.	6 19
			48 A	UCF	1 8				111 A	New Mexico St.	6 14
									111 A	New Mexico St.	4 2
									111 A	New Mexico St.	6 13
									157 H	Columbia	1 4
									157 H	Columbia	2 3
									157 H	Columbia	2 8
									158 A	New Orleans	4 1
									158 A	New Orleans	7 8
									158 A	New Orleans	8 6
									164 A	Quinnipiac	8 12
									164 H	Quinnipiac	11 2
									183 A	Stetson	7 3
									183 A	Stetson	5 7
									183 A	Stetson	13 3
									185 A	Fairfield	9 10
									188 A	Penn	6 5
									188 A	Penn	9 7
									188 A	Penn	8 0
									211 A	Hartford	7 11
									212 H	Cornell	2 0
									212 H	Cornell	0 3
									212 H	Cornell	7 2
									227 A	Brown	11 3
			LAST 10 GAMES								
			235 H	Princeton	10 1				247 A	Sacred Heart	10 13
			235 H	Princeton	5 4				188 A	Penn	8 0
			261 A	Dartmouth	4 0				188 A	Penn	9 7
			261 A	Dartmouth	7 4				188 A	Penn	6 5
			261 A	Dartmouth	5 7				164 A	Quinnipiac	8 12

Non-Div. I Games:

Yale

RPI	S	Opponent	Score	
227	A	Brown	7	8
227	A	Brown	15	3
235	H	Princeton	10	1
235	H	Princeton	5	4
247	A	Sacred Heart	10	13
247	H	Sacred Heart	8	9
261	A	Dartmouth	7	4
261	A	Dartmouth	4	0
261	A	Dartmouth	5	7

Average RPI Win: 223		WON-LOST RECORD	WINNING PCT. RANK	LAST 10 GAMES	STRENGTH OF SCHEDULE	OPP. STRENGTH OF SCHEDULE	TEAM RPI	ADJ RPI	CONF. RPI	ADJ CONF. RPI				
Average RPI Loss: 154														
DIV. I ONLY		37-19-0	.66071	32	4-6-0	280	218	154	.49427	154	23	23		
DIV. I NON-CONF.		21-6-0	.77778	13	1-0-0	291	184	112	.51966	112	24	24		
<hr/>														
TOTALS		RPI 1-25		RPI 26-50		W-L RECORDS		RPI 51-100		RPI 101-150		RPI 150+		
37-19-0		0-1-0		0-0-0		OVERALL		4-5-0		4-3-0		29-10-0		
19-6-0		0-0-0		0-0-0		HOME		1-1-0		1-2-0		17-3-0		
14-9-0		0-1-0		0-0-0		AWAY		2-4-0		2-1-0		10-3-0		
4-4-0		0-0-0		0-0-0		NEUTRAL		1-0-0		1-0-0		2-4-0		
<hr/>														
21-6-0		0-1-0		0-0-0		NON-CONFERENCE		4-2-0		0-0-0		17-3-0		
12-1-0		0-0-0		0-0-0		HOME		1-1-0		0-0-0		11-0-0		
6-3-0		0-1-0		0-0-		AWAY		2-1-0		0-0-0		4-1-0		
3-2-0		0-0-0		0-0-0		NEUTRAL		1-0-0		0-0-0		2-2-0		
<hr/>														
16-13-0		0-0-0		0-0-0		CONFERENCE		0-3-0		4-3-0		12-7-0		
7-5-0		0-0-0		0-0-0		HOME		0-0-0		1-2-0		6-3-0		
8-6-0		0-0-0		0-0-0		AWAY		0-3-0		2-1-0		6-2-0		
1-2-0		0-0-0		0-0-0		NEUTRAL		0-0-0		1-0-0		0-2-0		
<hr/>														
RPI	S	Opponent	Score		RPI	S	Opponent	Score		RPI	S	Opponent	Score	
5	A	Louisville	1	6						62	A	Central Mich.	4	11
										62	A	Central Mich.	2	6
										62	A	Central Mich.	3	10
										66	A	Xavier	7	4
										66	H	Xavier	4	13
										89	N	Wright St.	7	6
										90	A	Cincinnati	5	15
										90	A	Cincinnati	12	8
										90	H	Cincinnati	7	6

Non-Div. I Games:

Miami (OH)

RPI	S	Opponent	Score	
252	A	Toledo	3	2
271	H	Oakland	10	2
271	H	Oakland	5	3
271	H	Oakland	14	3
274	H	St. Bonaventure	8	0
274	H	St. Bonaventure	18	10
274	H	St. Bonaventure	7	6
275	A	Bowling Green	12	4
275	A	Bowling Green	10	8
275	A	Bowling Green	15	2
278	H	Youngstown St.	6	3
278	H	Youngstown St.	9	1
278	H	Youngstown St.	5	2
278	H	Youngstown St.	11	1
279	A	Northern Ky.	16	1
279	H	Northern Ky.	7	3
287	H	Eastern Mich.	13	3
287	H	Eastern Mich.	7	6
287	H	Eastern Mich.	7	6

Miami (OH)

M
i
a
m
i
(
O
H
)

M
i
a
m
i
(
O
H
)

Average RPI Win: 179		WON-LOST	WINNING	LAST 10	STRENGTH OF		OPP. STRENGTH	TEAM	ADJ	CONF.	ADJ CONF.				
Average RPI Loss: 98		RECORD	PCT. RANK	GAMES	SCHEDULE		OF SCHEDULE	RPI	RPI	RPI	RPI				
DIV. I ONLY		23-26-0	.46939	181	2-8-0		137	164	155	.49401	155	9	9		
DIV. I NON-CONF.		13-10-0	.56522	107	0-2-0		222	251	145	.49704	145	10	10		
<hr/>															
TOTALS		RPI 1-25		RPI 26-50		W-L RECORDS		RPI 51-100		RPI 101-150		RPI 150+			
23-26-0		0-0-0		0-5-0		OVERALL		5-10-0		6-8-0		12-3-0			
13-10-0		0-0-0		0-4-0		HOME		2-1-0		4-3-0		7-2-0			
10-16-0		0-0-0		0-1-0		AWAY		3-9-0		2-5-0		5-1-0			
0-0-0		0-0-0		0-0-0		NEUTRAL		0-0-0		0-0-0		0-0-0			
13-10-0		0-0-0		0-2-0		NON-CONFERENCE		0-0-0		5-6-0		8-2-0			
9-3-0		0-0-0		0-1-0		HOME		0-0-0		3-1-0		6-1-0			
4-7-0		0-0-0		0-0-		AWAY		0-0-0		2-5-0		2-1-0			
0-0-0		0-0-0		0-0-0		NEUTRAL		0-0-0		0-0-0		0-0-0			
10-16-0		0-0-0		0-3-0		CONFERENCE		5-10-0		1-2-0		4-1-0			
4-7-0		0-0-0		0-3-0		HOME		2-1-0		1-2-0		1-1-0			
6-9-0		0-0-0		0-0-0		AWAY		3-9-0		0-0-0		3-0-0			
0-0-0		0-0-0		0-0-0		NEUTRAL		0-0-0		0-0-0		0-0-0			
RPI	S	Opponent	Score	RPI	S	Opponent	Score	RPI	S	Opponent	Score	RPI	S	Opponent	Score
				28	A	Fresno St.	3 11	57	A	LMU (CA)	1 7	105	A	Sacramento St.	2 5
				28	H	Fresno St.	2 17	57	A	LMU (CA)	5 6	105	A	Sacramento St.	6 2
				47	H	BYU	1 12	57	A	LMU (CA)	5 2	105	H	Sacramento St.	11 3
				47	H	BYU	0 5	63	A	Saint Mary's (CA)	3 5	105	H	Sacramento St.	6 3
				47	H	BYU	7 11	63	A	Saint Mary's (CA)	0 1	119	A	Nevada	2 9
								63	A	Saint Mary's (CA)	7 12	122	H	Air Force	2 6
								67	H	Pepperdine	3 7	122	H	Air Force	5 3
								67	H	Pepperdine	3 2	124	A	California Baptist	3 10
								67	H	Pepperdine	13 3	124	A	California Baptist	2 3
								75	A	Gonzaga	6 0	124	A	California Baptist	0 6
								75	A	Gonzaga	7 9	124	A	California Baptist	11 5
								75	A	Gonzaga	0 3	125	H	San Francisco	4 9
								93	A	San Diego	3 12	125	H	San Francisco	3 6
								93	A	San Diego	16 7	125	H	San Francisco	13 6
								93	A	San Diego	2 4	172	H	Portland	3 6
												172	H	Portland	6 5
												182	A	San Jose St.	8 1
												239	A	UC Davis	11 9
												239	A	UC Davis	0 7
												239	H	UC Davis	13 8
												276	A	Santa Clara	13 3
												276	A	Santa Clara	9 8
												276	A	Santa Clara	1 0
				172	H	Portland	6 5	93	A	San Diego	3 12	277	H	Seattle U	6 5
				172	H	Portland	3 6	47	H	BYU	0 5	277	H	Seattle U	9 6
				119	A	Nevada	2 9	47	H	BYU	1 12	277	H	Seattle U	1 8
				93	A	San Diego	2 4	47	H	BYU	7 11	277	H	Seattle U	9 3
				93	A	San Diego	16 7	28	A	Fresno St.	3 11	288	H	Chicago St.	9 3

Non-Div. I Games:

Pacific

RPI	S	Opponent	Score	
288	H	Chicago St.	7	2
288	H	Chicago St.	4	1

Pacific

P
a
c
i
f
i
c

P
a
c
i
f
i
c

Average RPI Win: 150		WON-LOST	WINNING	LAST 10	STRENGTH OF		OPP. STRENGTH	TEAM	ADJ	CONF.	ADJ CONF.
Average RPI Loss: 73		RECORD	PCT. RANK	GAMES	SCHEDULE		OF SCHEDULE	RPI	RPI	RPI	RPI
DIV. I ONLY		20-36-0	.35714	246	5-5-0		46	89	156	.49391	156
DIV. I NON-CONF.		9-23-0	.28125	251	0-1-0		22	103	166	.4876	166
TOTALS		RPI 1-25	RPI 26-50		W-L RECORDS		RPI 51-100		RPI 101-150		RPI 150+
20-36-0		2-9-0	3-7-0		OVERALL		1-12-0		2-2-0		12-6-0
11-12-0		2-2-0	2-2-0		HOME		0-7-0		2-0-0		5-1-0
7-19-0		0-7-0	1-3-0		AWAY		1-5-0		0-0-0		5-4-0
2-5-0		0-0-0	0-2-0		NEUTRAL		0-0-0		0-2-0		2-1-0
9-23-0		0-5-0	1-5-0		NON-CONFERENCE		0-7-0		2-2-0		6-4-0
4-7-0		0-1-0	0-1-0		HOME		0-4-0		2-0-0		2-1-0
4-13-0		0-4-0	1-0-		AWAY		0-3-0		0-0-0		3-3-0
1-3-0		0-0-0	0-1-0		NEUTRAL		0-0-0		0-2-0		1-0-0
11-13-0		2-4-0	2-2-0		CONFERENCE		1-5-0		0-0-0		6-2-0
7-5-0		2-1-0	2-1-0		HOME		0-3-0		0-0-0		3-0-0
3-6-0		0-3-0	0-0-0		AWAY		1-2-0		0-0-0		2-1-0
1-2-0		0-0-0	0-1-0		NEUTRAL		0-0-0		0-0-0		1-1-0
RPI S	Opponent	Score	RPI S	Opponent	Score	RPI S	Opponent	Score	RPI S	Opponent	Score
6 A	Oklahoma St.	2 13	26 H	DBU	6 0	53 A	Texas St.	0 10	115 N	Cal St. Fullerton	0 7
9 H	Arkansas	2 8	26 H	DBU	4 3	58 H	UC Irvine	1 4	119 N	Nevada	4 16
23 A	Illinois St.	5 7	26 H	DBU	1 6	58 H	UC Irvine	2 3	129 H	Central Ark.	15 3
23 A	Illinois St.	1 7	26 N	DBU	0 1	69 A	Kansas	6 11	129 H	Central Ark.	9 7
23 A	Illinois St.	3 5	28 N	Fresno St.	2 3	69 H	Kansas	5 9	158 H	New Orleans	8 3
24 H	Indiana St.	6 5	31 A	Missouri	2 6	83 H	Wichita St.	4 9	158 H	New Orleans	12 20
24 H	Indiana St.	0 12	31 H	Missouri	6 14	93 A	San Diego	4 14	158 H	New Orleans	6 1
24 H	Indiana St.	1 0	46 A	Oklahoma	2 11	95 A	Evansville	3 4	166 A	Southern Ill.	2 4
25 A	UC Santa Barbara	3 7	46 A	Oklahoma	11 8	95 A	Evansville	3 4	166 A	Southern Ill.	10 5
25 A	UC Santa Barbara	3 5	46 A	Oklahoma	1 6	95 A	Evansville	10 9	166 A	Southern Ill.	13 4
25 A	UC Santa Barbara	1 11				100 H	Bradley	5 6	166 N	Southern Ill.	9 10
						100 H	Bradley	9 16	167 A	Arkansas St.	4 16
						100 H	Bradley	9 10	167 A	Arkansas St.	2 14
									167 A	Arkansas St.	4 6
									180 N	Utah	6 2
									197 A	Oral Roberts	11 2
									198 A	Murray St.	15 10
									256 H	Valparaiso	5 4
									256 H	Valparaiso	11 4
									256 H	Valparaiso	8 6
									256 N	Valparaiso	7 1
									259 A	Southeast Mo. St.	8 2
LAST 10 GAMES											
			166 N	Southern Ill.	9 10	256 H	Valparaiso	5 4			
			26 N	DBU	0 1	95 A	Evansville	3 4			
			256 N	Valparaiso	7 1	95 A	Evansville	10 9			
			256 H	Valparaiso	8 6	95 A	Evansville	3 4			
			256 H	Valparaiso	11 4	83 H	Wichita St.	4 9			

Non-Div. I Games:

Missouri St.

Average RPI Win: 183		WON-LOST RECORD	WINNING PCT. RANK	LAST 10 GAMES	STRENGTH OF SCHEDULE	OPP. STRENGTH OF SCHEDULE	TEAM RPI	ADJ RPI	CONF. RPI	ADJ CONF. RPI	
Average RPI Loss: 134											
DIV. I ONLY		19-23-0	.45238 193	3-7-0	172	187	157	.49251 157	21	21	
DIV. I NON-CONF.		6-13-0	.31579 238	1-1-0	84	127	153	.49358 153	16	16	
TOTALS		RPI 1-25	RPI 26-50		W-L RECORDS		RPI 51-100		RPI 101-150		RPI 150+
19-23-0		1-0-0	0-4-0		OVERALL		0-0-0		3-12-0		15-7-0
8-4-0		0-0-0	0-0-0		HOME		0-0-0		0-0-0		8-4-0
11-17-0		1-0-0	0-4-0		AWAY		0-0-0		3-10-0		7-3-0
0-2-0		0-0-0	0-0-0		NEUTRAL		0-0-0		0-2-0		0-0-0
6-13-0		1-0-0	0-4-0		NON-CONFERENCE		0-0-0		2-8-0		3-1-0
2-1-0		0-0-0	0-0-0		HOME		0-0-0		0-0-0		2-1-0
4-12-0		1-0-0	0-0-		AWAY		0-0-0		2-8-0		1-0-0
0-0-0		0-0-0	0-0-0		NEUTRAL		0-0-0		0-0-0		0-0-0
13-10-0		0-0-0	0-0-0		CONFERENCE		0-0-0		1-4-0		12-6-0
6-3-0		0-0-0	0-0-0		HOME		0-0-0		0-0-0		6-3-0
7-5-0		0-0-0	0-0-0		AWAY		0-0-0		1-2-0		6-3-0
0-2-0		0-0-0	0-0-0		NEUTRAL		0-0-0		0-2-0		0-0-0
RPI S	Opponent	Score		RPI S	Opponent	Score		RPI S	Opponent	Score	
16 A	Miami (FL)	4	2	46 A	Oklahoma	1	9	103 A	Harvard	4	6
				46 A	Oklahoma	2	6	103 A	Harvard	11	9
				46 A	Oklahoma	0	9	103 A	Harvard	9	10
				46 A	Oklahoma	3	12	103 N	Harvard	1	3
								103 N	Harvard	6	8
								109 A	North Florida	4	11
								109 A	North Florida	4	6
								109 A	North Florida	11	7
								109 A	North Florida	2	1
								113 A	St. John's (NY)	7	22
								127 A	Cal Poly	4	5
								127 A	Cal Poly	6	13
								127 A	Cal Poly	2	3
								127 A	Cal Poly	1	2
								135 A	Fordham	2	3
								151 A	Army West Point	15	12
								153 A	Yale	8	2
								153 A	Yale	4	1
								153 A	Yale	3	2
								188 A	Penn	4	0
								188 A	Penn	1	13
								188 A	Penn	2	5
								190 H	Rutgers	5	8
								212 H	Cornell	13	8
								212 H	Cornell	3	4
								212 H	Cornell	3	0
								227 H	Brown	9	6
LAST 10 GAMES				103 N	Harvard	6	8	151 A	Army West Point	15	12
				103 N	Harvard	1	3	103 A	Harvard	9	10
				188 A	Penn	4	0	103 A	Harvard	4	6
				188 A	Penn	2	5	103 A	Harvard	11	9
				188 A	Penn	1	13	190 H	Rutgers	5	8

Non-Div. I Games:

Columbia

RPI	S	Opponent	Score	
227	H	Brown	5	8
227	H	Brown	11	3
228	H	Manhattan	7	2
235	A	Princeton	2	1
235	A	Princeton	6	8
235	A	Princeton	8	2
240	H	Monmouth	1	0
261	H	Dartmouth	1	23
261	H	Dartmouth	23	9
261	H	Dartmouth	11	1

Columbia

C
o
l
u
m
b
i
a

C
o
l
u
m
b
i
a

New
Orleans

New Orleans

New Orleans

[illegible]

Non-Div. I Games:	Houston-Victoria	8	5	Houston-Victoria	8	1
-------------------	------------------	---	---	------------------	---	---

A&M-Corpus Christi

RPI	S	Opponent	Score	
220	H	Houston Baptist	0	14
220	H	Houston Baptist	6	2
220	H	Houston Baptist	9	7
249	H	Texas Southern	8	2
287	H	Eastern Mich.	8	2
287	H	Eastern Mich.	7	2
287	H	Eastern Mich.	12	4
293	A	Prairie View	17	9
293	H	Prairie View	8	5

A
&
M
-
C
o
r
p
u
s
C
h
r
i
s
t
i

A
&
M
-
C
o
r
p
u
s
C
h
r
i
s
t
i

A&M-Corpus Christi

Average RPI Win: 219		WON-LOST RECORD		WINNING PCT. RANK		LAST 10 GAMES		STRENGTH OF SCHEDULE		OPP. STRENGTH OF SCHEDULE		TEAM RPI		ADJ RPI		CONF. RPI		ADJ CONF. RPI	
DIV. I ONLY		27-26-0		.50943 140		5-5-0		214		274		160		.49206 160		29		29	
DIV. I NON-CONF.		12-15-0		.44444 181		0		52		242		75		.5374 74		27		27	
TOTALS		RPI 1-25		RPI 26-50		W-L RECORDS		RPI 51-100		RPI 101-150		RPI 150+							
27-26-0		0-3-0		0-0-0		OVERALL		0-5-0		0-1-0		27-17-0							
8-5-0		0-0-0		0-0-0		HOME		0-0-0		0-0-0		8-5-0							
16-19-0		0-3-0		0-0-0		AWAY		0-5-0		0-1-0		16-10-0							
3-2-0		0-0-0		0-0-0		NEUTRAL		0-0-0		0-0-0		3-2-0							
12-15-0		0-3-0		0-0-0		NON-CONFERENCE		0-5-0		0-1-0		12-6-0							
0-1-0		0-0-0		0-0-0		HOME		0-0-0		0-0-0		0-1-0							
9-14-0		0-3-0		0-0-		AWAY		0-5-0		0-1-0		9-5-0							
3-0-0		0-0-0		0-0-0		NEUTRAL		0-0-0		0-0-0		3-0-0							
15-11-0		0-0-0		0-0-0		CONFERENCE		0-0-0		0-0-0		15-11-0							
8-4-0		0-0-0		0-0-0		HOME		0-0-0		0-0-0		8-4-0							
7-5-0		0-0-0		0-0-0		AWAY		0-0-0		0-0-0		7-5-0							
0-2-0		0-0-0		0-0-0		NEUTRAL		0-0-0		0-0-0		0-2-0							
RPI	S	Opponent		Score		RPI	S	Opponent		Score		RPI	S	Opponent		Score			
7	A	East Carolina		0	5					59	A	VCU	1	8	113	A	St. John's (NY)	3	7
7	A	East Carolina		5	10					59	A	VCU	3	9	151	A	Army West Point	11	5
7	A	East Carolina		3	4					85	A	William & Mary	2	3	152	N	Presbyterian	7	5
										85	A	William & Mary	3	8	152	N	Presbyterian	14	10
										85	A	William & Mary	3	4	152	N	Presbyterian	9	4
												162	A	Richmond	10	5			
												162	A	Richmond	11	1			
												162	A	Richmond	8	2			
												175	A	Binghamton	11	5			
												184	A	Holy Cross	7	5			
												185	A	Fairfield	6	9			
												185	A	Fairfield	2	4			
												185	A	Fairfield	11	2			
												194	A	N.C. A&T	8	4			
												194	A	N.C. A&T	8	9			
												194	A	N.C. A&T	7	1			
												199	H	Canisius	2	4			
												199	H	Canisius	6	8			
												199	H	Canisius	8	3			
												209	A	UMass Lowell	4	10			
												211	A	Hartford	3	8			
												213	H	Albany (NY)	2	10			
												228	A	Manhattan	4	14			
												228	A	Manhattan	11	4			
												228	A	Manhattan	6	4			
												228	N	Manhattan	2	6			
												240	A	Monmouth	6	1			
LAST 10 GAMES																			
				240	N	Monmouth	11	13	285	A	Rider	3	1	228	A	Manhattan	4	14	
				228	N	Manhattan	2	6	285	A	Rider	1	5	228	A	Manhattan	11	4	
				246	H	Siena	11	14	285	A	Rider	2	9	228	A	Manhattan	6	4	
				246	H	Siena	14	10	299	H	Saint Peter's	6	4	228	N	Manhattan	2	6	
				246	H	Siena	15	2	299	H	Saint Peter's	20	1	240	A	Monmouth	6	1	

Non-Div. I Games:

Marist

RPI	S	Opponent	Score	
240	A	Monmouth	4	3
240	A	Monmouth	6	5
240	N	Monmouth	11	13
246	H	Siena	15	2
246	H	Siena	14	10
246	H	Siena	11	14
272	A	Delaware St.	1	6
272	A	Delaware St.	1	3
272	A	Delaware St.	12	2
280	H	Niagara	5	3
280	H	Niagara	3	5
280	H	Niagara	19	3
285	A	Rider	3	1
285	A	Rider	2	9
285	A	Rider	1	5
299	H	Saint Peter's	6	4
299	H	Saint Peter's	20	1
299	H	Saint Peter's	6	2

Marist

Average RPI Win: 165		WON-LOST	WINNING	LAST 10	STRENGTH OF		OPP. STRENGTH	TEAM	ADJ	CONF.	ADJ CONF.
Average RPI Loss: 110		RECORD	PCT. RANK	GAMES	SCHEDULE		OF SCHEDULE	RPI	RPI	RPI	RPI
DIV. I ONLY		26-29-1	.47321	176	3-7-0		148	91	161	.49187	161
DIV. I NON-CONF.		9-14-0	.3913	203	0-1-0		185	87	222	.45899	222
TOTALS		RPI 1-25	RPI 26-50		W-L RECORDS		RPI 51-100		RPI 101-150		RPI 150+
26-29-1		0-3-0	1-5-0		OVERALL		3-4-0		8-9-0		14-8-1
17-10-1		0-0-0	1-3-0		HOME		1-2-0		6-4-0		9-1-1
8-14-0		0-2-0	0-1-0		AWAY		1-2-0		2-2-0		5-7-0
1-5-0		0-1-0	0-1-0		NEUTRAL		1-0-0		0-3-0		0-0-0
9-14-0		0-3-0	0-2-0		NON-CONFERENCE		0-0-0		0-7-0		9-2-0
7-6-0		0-0-0	0-1-0		HOME		0-0-0		0-4-0		7-1-0
2-5-0		0-2-0	0-0-		AWAY		0-0-0		0-1-0		2-1-0
0-3-0		0-1-0	0-0-0		NEUTRAL		0-0-0		0-2-0		0-0-0
17-15-1		0-0-0	1-3-0		CONFERENCE		3-4-0		8-2-0		5-6-1
10-4-1		0-0-0	1-2-0		HOME		1-2-0		6-0-0		2-0-1
6-9-0		0-0-0	0-0-0		AWAY		1-2-0		2-1-0		3-6-0
1-2-0		0-0-0	0-1-0		NEUTRAL		1-0-0		0-1-0		0-0-0
RPI S	Opponent	Score	RPI S	Opponent	Score	RPI S	Opponent	Score	RPI S	Opponent	Score
1 A	Vanderbilt	4 5	37 H	Fla. Atlantic	11 4	61 A	Louisiana Tech	5 4	109 N	North Florida	2 9
5 A	Louisville	4 11	37 H	Fla. Atlantic	4 6	61 A	Louisiana Tech	1 6	123 A	Austin Peay	12 20
13 N	Tennessee	3 6	37 H	Fla. Atlantic	5 8	61 A	Louisiana Tech	3 8	123 H	Austin Peay	3 5
			37 N	Fla. Atlantic	1 6	80 H	Old Dominion	1 15	131 H	Memphis	6 9
			50 A	Kentucky	0 15	80 H	Old Dominion	8 7	131 H	Memphis	4 10
			50 H	Kentucky	4 15	80 H	Old Dominion	10 12	131 H	Memphis	4 12
						80 N	Old Dominion	7 4	133 H	UAB	5 3
									133 H	UAB	6 5
									133 H	UAB	5 4
									134 A	UTSA	12 17
									134 A	UTSA	4 2
									134 A	UTSA	5 3
									134 N	UTSA	8 15
									136 N	La.-Monroe	3 4
									140 H	Rice	6 4
									140 H	Rice	6 3
									140 H	Rice	9 5
									165 A	Lipscomb	1 3
									171 A	FIU	5 4
									171 A	FIU	1 2
									171 A	FIU	15 1
									178 A	Marshall	7 11
									178 A	Marshall	2 8
									178 A	Marshall	16 11
									179 H	Eastern Ill.	10 9
									179 H	Eastern Ill.	5 4
									179 H	Eastern Ill.	1 8
LAST 10 GAMES			LAST 10 GAMES			LAST 10 GAMES			LAST 10 GAMES		
134 N	UTSA	8 15	80 H	Old Dominion	1 15	123 A	Austin Peay	12 20	179 H	Eastern Ill.	10 9
37 N	Fla. Atlantic	1 6	61 A	Louisiana Tech	3 8	61 A	Louisiana Tech	1 6	179 H	Eastern Ill.	5 4
80 N	Old Dominion	7 4	61 A	Louisiana Tech	5 4	61 A	Louisiana Tech	5 4	179 H	Eastern Ill.	1 8
80 H	Old Dominion	10 12									
80 H	Old Dominion	8 7									

Non-Div. I Games:

Western Ky.

Western Ky.

Average RPI Win: 198		WON-LOST RECORD	WINNING PCT. RANK	LAST 10 GAMES	STRENGTH OF SCHEDULE	OPP. STRENGTH OF SCHEDULE	TEAM RPI	ADJ RPI	CONF. RPI	ADJ CONF. RPI				
Average RPI Loss: 137														
DIV. I ONLY		28-25-1	.52778 131	3-7-0	176	208	162	.49168 162	19	20				
DIV. I NON-CONF.		14-15-1	.48333 152	0-4-0	211	224	192	.47514 192	22	22				
<hr/>														
TOTALS		RPI 1-25	RPI 26-50		W-L RECORDS		RPI 51-100		RPI 101-150		RPI 150+			
28-25-1		1-0-0	0-6-0		OVERALL		5-3-0		2-6-0		20-10-1			
19-9-1		0-0-0	0-0-0		HOME		4-1-0		0-0-0		15-8-1			
8-14-0		1-0-0	0-6-0		AWAY		0-2-0		2-4-0		5-2-0			
1-2-0		0-0-0	0-0-0		NEUTRAL		1-0-0		0-2-0		0-0-0			
<hr/>														
14-15-1		1-0-0	0-6-0		NON-CONFERENCE		2-2-0		0-0-0		11-7-1			
10-6-1		0-0-0	0-0-0		HOME		2-0-0		0-0-0		8-6-1			
4-9-0		1-0-0	0-0-		AWAY		0-2-0		0-0-0		3-1-0			
0-0-0		0-0-0	0-0-0		NEUTRAL		0-0-0		0-0-0		0-0-0			
<hr/>														
14-10-0		0-0-0	0-0-0		CONFERENCE		3-1-0		2-6-0		9-3-0			
9-3-0		0-0-0	0-0-0		HOME		2-1-0		0-0-0		7-2-0			
4-5-0		0-0-0	0-0-0		AWAY		0-0-0		2-4-0		2-1-0			
1-2-0		0-0-0	0-0-0		NEUTRAL		1-0-0		0-2-0		0-0-0			
<hr/>														
RPI	S	Opponent	Score		RPI	S	Opponent	Score		RPI	S	Opponent	Score	
12	A	Georgia Tech	7	1	32	A	Florida St.	1	11	59	H	VCU	8	5
					32	A	Florida St.	2	7	59	H	VCU	5	4
					32	A	Florida St.	2	8	59	H	VCU	3	16
					34	A	Duke	2	5	59	N	VCU	6	2
					42	A	Liberty	0	7	65	A	Virginia Tech	1	10
					49	A	Virginia	1	5	65	A	Virginia Tech	6	8
										85	H	William & Mary	12	2
										87	H	Bryant	10	8

Non-Div. I Games:

Richmond

RPI	S	Opponent	Score	
260	H	George Mason	15	2
263	H	Norfolk St.	11	1
272	H	Delaware St.	7	9
274	A	St. Bonaventure	9	3
274	A	St. Bonaventure	0	5
274	A	St. Bonaventure	6	1
275	H	Bowling Green	8	6
275	H	Bowling Green	16	2
275	H	Bowling Green	4	3
285	H	Rider	10	1
285	H	Rider	6	1
285	H	Rider	3	6

Richmond

R
i
c
h
m
o
n
d

R
i
c
h
m
o
n
d

Average RPI Win:		209	WON-LOST RECORD		WINNING PCT. RANK		LAST 10 GAMES		STRENGTH OF SCHEDULE		OPP. STRENGTH OF SCHEDULE		TEAM RPI		ADJ RPI		CONF. RPI		ADJ CONF. RPI										
Average RPI Loss:		112																											
DIV. I ONLY			31-26-0		.54386 119		3-7-0		200		158		163		.49069 163		15		15										
DIV. I NON-CONF.			20-11-0		.64516 66		1-1-0		208		198		122		.51111 122		14		14										
TOTALS		RPI 1-25		RPI 26-50		W-L RECORDS		RPI 51-100		RPI 101-150		RPI 150+																	
31-26-0		0-3-0		0-2-0		OVERALL		3-9-0		6-7-0		22-5-0																	
22-11-0		0-0-0		0-1-0		HOME		0-4-0		2-1-0		20-5-0																	
9-13-0		0-3-0		0-1-0		AWAY		3-4-0		4-5-0		2-0-0																	
0-2-0		0-0-0		0-0-0		NEUTRAL		0-1-0		0-1-0		0-0-0																	
20-11-0		0-3-0		0-2-0		NON-CONFERENCE		1-1-0		4-2-0		15-3-0																	
15-6-0		0-0-0		0-1-0		HOME		0-1-0		2-1-0		13-3-0																	
5-5-0		0-3-0		0-0-		AWAY		1-0-0		2-1-0		2-0-0																	
0-0-0		0-0-0		0-0-0		NEUTRAL		0-0-0		0-0-0		0-0-0																	
11-15-0		0-0-0		0-0-0		CONFERENCE		2-8-0		2-5-0		7-2-0																	
7-5-0		0-0-0		0-0-0		HOME		0-3-0		0-0-0		7-2-0																	
4-8-0		0-0-0		0-0-0		AWAY		2-4-0		2-4-0		0-0-0																	
0-2-0		0-0-0		0-0-0		NEUTRAL		0-1-0		0-1-0		0-0-0																	
RPI	S	Opponent		Score		RPI	S	Opponent		Score		RPI	S	Opponent		Score													
5	A	Louisville		0	5	49	A	Virginia		1	2	73	A	Maryland		14	1	115	A	Cal St. Fullerton		2	0						
5	A	Louisville		1	11	49	H	Virginia		3	9	73	H	Maryland		5	6	115	A	Cal St. Fullerton		1	0						
5	A	Louisville		0	1							85	A	William & Mary		3	1	115	A	Cal St. Fullerton		3	12						
												85	A	William & Mary		1	7	138	H	High Point		2	0						
												85	A	William & Mary		5	3	138	H	High Point		6	8						
												85	N	William & Mary		1	2	138	H	High Point		11	0						
												92	H	Col. of Charleston		5	6	142	A	Northeastern		4	5						
												92	H	Col. of Charleston		1	5	142	A	Northeastern		1	6						
												92	H	Col. of Charleston		8	10	142	A	Northeastern		9	8						
												99	A	Elon		1	3	142	N	Northeastern		7	9						
												99	A	Elon		4	5	148	A	UNCW		2	0						
												99	A	Elon		3	8	148	A	UNCW		0	4						
																		148	A	UNCW		4	7						
																		162	H	Richmond		1	3						
																		185	H	Fairfield		4	2						
																		185	H	Fairfield		2	9						
																		206	H	Hofstra		8	6						
																		206	H	Hofstra		5	10						
																		206	H	Hofstra		4	3						
																		210	H	Lafayette		6	9						
																		210	H	Lafayette		5	3						
																		210	H	Lafayette		14	4						
																		233	H	Delaware		7	4						
																		233	H	Delaware		11	2						
																		233	H	Delaware		3	5						
																		251	A	VMI		9	8						
																		251	H	VMI		5	4						
						LAST 10 GAMES																							
						142 N Northeastern						7	9	73 H Maryland						5	6	233 H Delaware						7	4
						85 N William & Mary						1	2	142 A Northeastern						4	5	233 H Delaware						11	2
						148 A UNCW						0	4	142 A Northeastern						9	8	233 H Delaware						3	5
						148 A UNCW						4	7	142 A Northeastern						1	6	251 A VMI						9	8
						148 A UNCW						2	0	260 A George Mason						4	3	251 H VMI						5	4

Non-Div. I Games:

James Madison

RPI	S	Opponent	Score	
253	H	Towson	6	5
253	H	Towson	1	0
253	H	Towson	5	2
260	A	George Mason	4	3
260	H	George Mason	10	7
263	H	Norfolk St.	6	5
263	H	Norfolk St.	12	2
263	H	Norfolk St.	16	5
273	H	Lehigh	10	1
273	H	Lehigh	7	6
274	H	St. Bonaventure	5	1
274	H	St. Bonaventure	7	4
289	H	Longwood	3	1

James Madison

J
a
m
e
s
M
a
d
i
s
o
n

J
a
m
e
s
M
a
d
i
s
o
n

Average RPI Win: 225		WON-LOST RECORD		WINNING PCT. RANK		LAST 10 GAMES		STRENGTH OF SCHEDULE		OPP. STRENGTH OF SCHEDULE		TEAM RPI		ADJ RPI		CONF. RPI		ADJ CONF. RPI									
Average RPI Loss: 146																											
DIV. I ONLY		30-29-0		.50847 144		8-2-0		210		257		164		.49053 164		29		29									
DIV. I NON-CONF.		10-22-0		.3125 239		1-2-0		64		210		159		.49188 159		27		27									
TOTALS		RPI 1-25		RPI 26-50		W-L RECORDS		RPI 51-100		RPI 101-150		RPI 150+															
30-29-0		1-1-0		0-2-0		OVERALL		1-9-0		1-3-0		27-14-0															
12-5-0		0-0-0		0-0-0		HOME		0-1-0		0-1-0		12-3-0															
15-20-0		1-1-0		0-2-0		AWAY		1-5-0		1-2-0		12-10-0															
3-4-0		0-0-0		0-0-0		NEUTRAL		0-3-0		0-0-0		3-1-0															
10-22-0		1-1-0		0-2-0		NON-CONFERENCE		1-9-0		1-3-0		7-7-0															
2-3-0		0-0-0		0-0-0		HOME		0-1-0		0-1-0		2-1-0															
8-15-0		1-1-0		0-0-		AWAY		1-5-0		1-2-0		5-5-0															
0-4-0		0-0-0		0-0-0		NEUTRAL		0-3-0		0-0-0		0-1-0															
20-7-0		0-0-0		0-0-0		CONFERENCE		0-0-0		0-0-0		20-7-0															
10-2-0		0-0-0		0-0-0		HOME		0-0-0		0-0-0		10-2-0															
7-5-0		0-0-0		0-0-0		AWAY		0-0-0		0-0-0		7-5-0															
3-0-0		0-0-0		0-0-0		NEUTRAL		0-0-0		0-0-0		3-0-0															
RPI	S	Opponent		Score		RPI	S	Opponent		Score		RPI	S	Opponent		Score		RPI	S	Opponent		Score					
7	A	East Carolina		3	13	37	A	Fla. Atlantic		4	7	51	N	Campbell		8	9	128	A	FGCU		5	6				
7	A	East Carolina		5	4	37	A	Fla. Atlantic		0	7	54	A	Wake Forest		8	6	128	A	FGCU		8	9				
												54	A	Wake Forest		5	15	128	A	FGCU		9	4				
												56	A	Boston College		5	11	145	H	Rhode Island		4	5				
												87	A	Bryant		6	8	153	A	Yale		2	11				
												87	H	Bryant		5	14	153	H	Yale		12	8				
												87	N	Bryant		2	5	162	A	Richmond		6	5				
												88	A	UNC Greensboro		2	8	169	A	Massachusetts		9	16				
												88	A	UNC Greensboro		5	12	177	A	Central Conn. St.		9	10				
												99	N	Elon		1	11	177	H	Central Conn. St.		6	5				
																		185	A	Fairfield		0	3				
																		185	A	Fairfield		7	8				
																		185	A	Fairfield		15	11				
																		185	N	Fairfield		6	4				
																		185	N	Fairfield		6	5				
																		199	H	Canisius		1	3				
																		199	H	Canisius		2	9				
																		199	H	Canisius		10	9				
																		211	A	Hartford		10	3				
																		228	H	Manhattan		6	0				
																		228	H	Manhattan		18	3				
																		228	H	Manhattan		7	5				
																		228	N	Manhattan		11	6				
																		246	A	Siena		4	3				
																		246	A	Siena		4	5				
																		246	A	Siena		2	3				
																		252	N	Toledo		8	9				
LAST 10 GAMES				7	A	East Carolina		3	13	185	N	Fairfield		6	4	228	H	Manhattan		18	3	246	A	Siena		4	3
				51	N	Campbell		8	9	228	H	Manhattan		7	5	246	A	Siena		4	5	246	A	Siena		2	3
				185	N	Fairfield		6	5	228	H	Manhattan		6	0	246	A	Siena		2	3	252	N	Toledo		8	9
				228	N	Manhattan		11	6	185	A	Fairfield		15	11												

Non-Div. I Games:

Quinnipiac

Average RPI Win: 194		WON-LOST	WINNING	LAST 10	STRENGTH OF		OPP. STRENGTH	TEAM	ADJ	CONF.	ADJ CONF.
Average RPI Loss: 112		RECORD	PCT. RANK	GAMES	SCHEDULE		OF SCHEDULE	RPI	RPI	RPI	RPI
DIV. I ONLY		30-25-0	.54545	118	5-5-0		201	144	165	.48993	165
DIV. I NON-CONF.		16-13-0	.55172	114	0		251	147	206	.46957	204
TOTALS		RPI 1-25	RPI 26-50		W-L RECORDS		RPI 51-100		RPI 101-150		RPI 150+
30-25-0		0-2-0	1-3-0		OVERALL		0-7-0		5-7-0		24-6-0
24-9-0		0-0-0	0-1-0		HOME		0-3-0		4-1-0		20-4-0
6-13-0		0-1-0	1-2-0		AWAY		0-3-0		1-6-0		4-1-0
0-3-0		0-1-0	0-0-0		NEUTRAL		0-1-0		0-0-0		0-1-0
16-13-0		0-2-0	0-1-0		NON-CONFERENCE		0-3-0		3-3-0		13-4-0
13-8-0		0-0-0	0-1-0		HOME		0-3-0		2-0-0		11-4-0
3-4-0		0-1-0	0-0-0		AWAY		0-0-0		1-3-0		2-0-0
0-1-0		0-1-0	0-0-0		NEUTRAL		0-0-0		0-0-0		0-0-0
14-12-0		0-0-0	1-2-0		CONFERENCE		0-4-0		2-4-0		11-2-0
11-1-0		0-0-0	0-0-0		HOME		0-0-0		2-1-0		9-0-0
3-9-0		0-0-0	1-2-0		AWAY		0-3-0		0-3-0		2-1-0
0-2-0		0-0-0	0-0-0		NEUTRAL		0-1-0		0-0-0		0-1-0
RPI S	Opponent	Score	RPI S	Opponent	Score	RPI S	Opponent	Score	RPI S	Opponent	Score
1 N	Vanderbilt	1 15	42 A	Liberty	9 1	66 H	Xavier	6 7	109 H	North Florida	1 0
13 A	Tennessee	2 11	42 A	Liberty	0 11	66 H	Xavier	2 4	109 H	North Florida	1 0
			42 A	Liberty	3 5	66 H	Xavier	1 10	109 H	North Florida	4 8
			50 H	Kentucky	2 6	78 A	Jacksonville	5 6	118 A	Ohio St.	9 3
						78 A	Jacksonville	4 5	118 A	Ohio St.	6 7
						78 A	Jacksonville	2 3	118 A	Ohio St.	3 14
						78 N	Jacksonville	11 12	123 A	Austin Peay	11 12
									123 H	Austin Peay	9 8
									128 A	FGCU	3 5
									128 A	FGCU	2 6
									128 A	FGCU	9 10
									131 H	Memphis	3 2
									161 H	Western Ky.	3 1
									174 H	Kennesaw St.	6 3
									174 H	Kennesaw St.	13 2
									174 H	Kennesaw St.	4 3
									183 H	Stetson	5 3
									183 H	Stetson	3 2
									183 H	Stetson	9 8
									183 N	Stetson	5 6
									202 H	UT Martin	3 7
									203 A	Belmont	18 3
									203 H	Belmont	1 10
									211 H	Hartford	7 0
									211 H	Hartford	9 8
									222 A	Middle Tenn.	8 6
									222 H	Middle Tenn.	12 10
			LAST 10 GAMES			42 A	Liberty	0 11	203 H	Belmont	1 10
			183 N	Stetson	5 6	42 A	Liberty	3 5	211 H	Hartford	9 8
			78 N	Jacksonville	11 12	42 A	Liberty	9 1	222 A	Middle Tenn.	8 6
			241 H	North Ala.	4 3	109 H	North Florida	1 0	222 H	Middle Tenn.	12 10
			241 H	North Ala.	4 0	109 H	North Florida	4 8			
			241 H	North Ala.	6 2						

Non-Div. I Games:

Lipscomb

RPI	S	Opponent	Score	
223	H	Western Mich.	13	5
223	H	Western Mich.	5	17
224	A	NJIT	10	5
224	A	NJIT	7	4
224	A	NJIT	1	5
237	H	Tennessee Tech	4	1
241	H	North Ala.	4	3
241	H	North Ala.	4	0
241	H	North Ala.	6	2
249	H	Texas Southern	17	2
249	H	Texas Southern	11	5
249	H	Texas Southern	11	1
252	H	Toledo	12	6
256	H	Valparaiso	6	8
256	H	Valparaiso	6	0

Lipscomb

L
i
p
s
c
o
m
b

L
i
p
s
c
o
m
b

Average RPI Win:	163	WON-LOST	WINNING	LAST 10	STRENGTH OF	OPP. STRENGTH	TEAM	ADJ	CONF.	ADJ CONF.	
Average RPI Loss:	110	RECORD	PCT. RANK	GAMES	SCHEDULE	OF SCHEDULE	RPI	RPI	RPI	RPI	
DIV. I ONLY	26-29-0	.47273	177	4-6-0	140	127	166	.4899	166	6	6
DIV. I NON-CONF.	19-11-0	.63333	76	1-0-0	173	236	87	.52984	87	6	6
<hr/>											
TOTALS	RPI 1-25	RPI 26-50		W-L RECORDS		RPI 51-100		RPI 101-150		RPI 150+	
26-29-0	0-8-0	2-5-0		OVERALL		6-4-0		2-2-0		16-10-0	
19-9-0	0-3-0	2-2-0		HOME		5-1-0		1-0-0		11-3-0	
5-18-0	0-3-0	0-3-0		AWAY		0-3-0		1-2-0		4-7-0	
2-2-0	0-2-0	0-0-0		NEUTRAL		1-0-0		0-0-0		1-0-0	
<hr/>											
19-11-0	0-0-0	1-3-0		NON-CONFERENCE		2-1-0		2-2-0		14-5-0	
14-2-0	0-0-0	1-0-0		HOME		2-1-0		1-0-0		10-1-0	
5-9-0	0-0-0	0-0-		AWAY		0-0-0		1-2-0		4-4-0	
0-0-0	0-0-0	0-0-0		NEUTRAL		0-0-0		0-0-0		0-0-0	
<hr/>											
7-18-0	0-8-0	1-2-0		CONFERENCE		4-3-0		0-0-0		2-5-0	
5-7-0	0-3-0	1-2-0		HOME		3-0-0		0-0-0		1-2-0	
0-9-0	0-3-0	0-0-0		AWAY		0-3-0		0-0-0		0-3-0	
2-2-0	0-2-0	0-0-0		NEUTRAL		1-0-0		0-0-0		1-0-0	
<hr/>											
RPI	S	Opponent	Score	RPI	S	Opponent	Score	RPI	S	Opponent	Score
23	H	Illinois St.	6 7	26	H	DBU	1 12	86	H	Morehead St.	5 4
23	H	Illinois St.	4 7	26	H	DBU	3 2	86	H	Morehead St.	9 8
23	H	Illinois St.	4 8	26	H	DBU	6 11	86	H	Morehead St.	0 7
23	N	Illinois St.	1 4	35	A	Illinois	4 5	95	H	Evansville	5 2
24	A	Indiana St.	4 7	35	A	Illinois	4 5	95	H	Evansville	8 6
24	A	Indiana St.	2 7	35	A	Illinois	5 14	95	H	Evansville	4 1
24	A	Indiana St.	3 6	35	H	Illinois	12 3	100	A	Bradley	1 7
24	N	Indiana St.	1 4					100	A	Bradley	0 8
								100	A	Bradley	4 14
								100	N	Bradley	7 4

Non-Div. I Games:

Southern Ill.

RPI	S	Opponent	Score	
256	A	Valparaiso	1	4
259	A	Southeast Mo. St.	9	11
259	H	Southeast Mo. St.	4	1

Southern Ill.

S
o
u
t
h
e
r
n
I
l
l
.

S
o
u
t
h
e
r
n
I
l
l
.

Average RPI Win: 164		WON-LOST	WINNING	LAST 10	STRENGTH OF		OPP. STRENGTH	TEAM	ADJ	CONF.	ADJ CONF.
Average RPI Loss: 93		RECORD	PCT. RANK	GAMES	SCHEDULE		OF SCHEDULE	RPI	RPI	RPI	RPI
DIV. I ONLY		26-29-0	.47273	177	3-7-0		168	94	167	.48974	167
DIV. I NON-CONF.		15-10-0	.6	91	1-0-0		253	115	131	.5036	131
TOTALS		RPI 1-25	RPI 26-50		W-L RECORDS		RPI 51-100		RPI 101-150		RPI 150+
26-29-0		1-1-0	0-2-0		OVERALL		2-16-0		9-7-0		14-3-0
16-12-0		1-0-0	0-0-0		HOME		0-6-0		4-4-0		11-2-0
10-17-0		0-1-0	0-2-0		AWAY		2-10-0		5-3-0		3-1-0
0-0-0		0-0-0	0-0-0		NEUTRAL		0-0-0		0-0-0		0-0-0
15-10-0		1-1-0	0-2-0		NON-CONFERENCE		0-3-0		2-2-0		12-2-0
11-2-0		1-0-0	0-0-0		HOME		0-0-0		1-1-0		9-1-0
4-8-0		0-1-0	0-0-0		AWAY		0-3-0		1-1-0		3-1-0
0-0-0		0-0-0	0-0-0		NEUTRAL		0-0-0		0-0-0		0-0-0
11-19-0		0-0-0	0-0-0		CONFERENCE		2-13-0		7-5-0		2-1-0
5-10-0		0-0-0	0-0-0		HOME		0-6-0		3-3-0		2-1-0
6-9-0		0-0-0	0-0-0		AWAY		2-7-0		4-2-0		0-0-0
0-0-0		0-0-0	0-0-0		NEUTRAL		0-0-0		0-0-0		0-0-0
RPI S	Opponent	Score	RPI S	Opponent	Score	RPI S	Opponent	Score	RPI S	Opponent	Score
17 A	Ole Miss	3 15	31 A	Missouri	4 14	53 A	Texas St.	14 16	102 A	Troy	9 3
17 H	Ole Miss	6 5	31 A	Missouri	1 16	53 A	Texas St.	3 5	102 A	Troy	10 6
						53 A	Texas St.	6 7	102 A	Troy	10 4
						60 A	Coastal Caro.	0 6	104 H	South Alabama	8 1
						60 A	Coastal Caro.	4 2	104 H	South Alabama	6 11
						60 A	Coastal Caro.	7 3	104 H	South Alabama	6 0
						61 A	Louisiana Tech	4 9	129 A	Central Ark.	9 6
						61 A	Louisiana Tech	4 5	129 H	Central Ark.	6 4
						61 A	Louisiana Tech	6 8	131 A	Memphis	9 11
						71 A	Ga. Southern	6 11	131 H	Memphis	4 7
						71 A	Ga. Southern	6 10	132 A	Louisiana	1 6
						71 A	Ga. Southern	6 17	132 A	Louisiana	12 6
						94 H	UT Arlington	3 5	132 A	Louisiana	5 14
						94 H	UT Arlington	3 4	136 H	La.-Monroe	4 11
						94 H	UT Arlington	3 9	136 H	La.-Monroe	4 3
						96 H	Little Rock	1 2	136 H	La.-Monroe	2 4
						96 H	Little Rock	0 8	156 H	Missouri St.	16 4
						96 H	Little Rock	9 13	156 H	Missouri St.	14 2
									156 H	Missouri St.	6 4
									166 H	Southern Ill.	3 4
									176 A	SFA	7 6
									176 A	SFA	2 4
									176 A	SFA	11 2
						71 A	Ga. Southern	6 17	189 H	Appalachian St.	27 8
						71 A	Ga. Southern	6 10	189 H	Appalachian St.	10 2
						189 H	Appalachian St.	4 7	189 H	Appalachian St.	4 7
						189 H	Appalachian St.	27 8	256 H	Valparaiso	4 1
						189 H	Appalachian St.	10 2			

Non-Div. I Games:

Arkansas St.

Arkansas St.

RPI	S	Opponent	Score	
216	H	UC Riverside	10	18
216	H	UC Riverside	10	9
280	H	Niagara	3	5
280	H	Niagara	13	3
280	H	Niagara	7	4
280	H	Niagara	5	3

New Mexico

N
e
w
M
e
x
i
c
o

N
e
w
M
e
x
i
c
o

Average RPI Win:	177	WON-LOST RECORD	WINNING PCT. RANK	LAST 10 GAMES	STRENGTH OF SCHEDULE	OPP. STRENGTH OF SCHEDULE	TEAM RPI	ADJ RPI	CONF. RPI	ADJ CONF. RPI	
DIV. I ONLY	18-27-0	.4	222	3-7-0	97	231	169	.48905	169	19	20
DIV. I NON-CONF.	10-13-0	.43478	184	1-1-0	93	245	114	.51546	114	22	22
<hr/>											
TOTALS	RPI 1-25	RPI 26-50		W-L RECORDS		RPI 51-100		RPI 101-150		RPI 150+	
18-27-0	0-0-0	0-1-0		OVERALL		1-3-0		5-9-0		12-14-0	
7-7-0	0-0-0	0-1-0		HOME		0-0-0		1-1-0		6-5-0	
9-19-0	0-0-0	0-0-0		AWAY		1-3-0		3-8-0		5-8-0	
2-1-0	0-0-0	0-0-0		NEUTRAL		0-0-0		1-0-0		1-1-0	
<hr/>											
10-13-0	0-0-0	0-1-0		NON-CONFERENCE		1-0-0		3-4-0		6-8-0	
2-1-0	0-0-0	0-1-0		HOME		0-0-0		0-0-0		2-0-0	
6-11-0	0-0-0	0-0-		AWAY		1-0-0		2-4-0		3-7-0	
2-1-0	0-0-0	0-0-0		NEUTRAL		0-0-0		1-0-0		1-1-0	
<hr/>											
8-14-0	0-0-0	0-0-0		CONFERENCE		0-3-0		2-5-0		6-6-0	
5-6-0	0-0-0	0-0-0		HOME		0-0-0		1-1-0		4-5-0	
3-8-0	0-0-0	0-0-0		AWAY		0-3-0		1-4-0		2-1-0	
0-0-0	0-0-0	0-0-0		NEUTRAL		0-0-0		0-0-0		0-0-0	
<hr/>											
RPI S	Opponent	Score	RPI S	Opponent	Score	RPI S	Opponent	Score	RPI S	Opponent	Score
			27 H	UConn	7 10	56 A	Boston College	6 2	103 N	Harvard	10 9
						59 A	VCU	1 3	108 A	Incarnate Word	4 19
						59 A	VCU	2 5	114 A	UTRGV	1 4
						59 A	VCU	2 7	114 A	UTRGV	14 11
									114 A	UTRGV	6 12
									141 A	Dayton	2 11
									141 A	Dayton	0 6
									141 A	Dayton	9 2
									144 A	Navy	3 0
									144 A	Navy	4 12
									145 A	Rhode Island	3 5
									145 A	Rhode Island	3 8
									146 H	Davidson	1 2
									146 H	Davidson	2 1
									159 A	A&M-Corpus Christi	9 12
									164 H	Quinnipiac	16 9
									174 A	Kennesaw St.	2 12
									174 A	Kennesaw St.	0 9
									174 A	Kennesaw St.	7 12
									177 A	Central Conn. St.	2 1
									177 N	Central Conn. St.	1 0
									184 A	Holy Cross	2 11
									185 H	Fairfield	6 3
									205 H	Saint Louis	4 9
									205 H	Saint Louis	7 6
									205 H	Saint Louis	17 8
									208 A	Maine	6 5
<hr/>											
			LAST 10 GAMES								
			225 H	Saint Joseph's	5 8	145 A	Rhode Island	3 5	185 H	Fairfield	6 3
			225 H	Saint Joseph's	4 8	146 H	Davidson	1 2	205 H	Saint Louis	4 9
			225 H	Saint Joseph's	0 2	146 H	Davidson	2 1	205 H	Saint Louis	7 6
			185 H	Fairfield	6 3	211 A	Hartford	4 5	205 H	Saint Louis	17 8
			145 A	Rhode Island	3 8	254 A	La Salle	5 2	208 A	Maine	6 5

Non-Div. I Games:

Massachusetts

RPI	S	Opponent	Score	
208	A	Maine	1	4
208	A	Maine	7	5
211	A	Hartford	4	5
213	N	Albany (NY)	6	7
218	H	George Washington	2	4
218	H	George Washington	8	0
218	H	George Washington	10	4
225	H	Saint Joseph's	4	8
225	H	Saint Joseph's	5	8
225	H	Saint Joseph's	0	2
254	A	La Salle	5	6
254	A	La Salle	9	6
254	A	La Salle	5	2

Massachusetts

M
a
s
s
a
c
h
u
s
e
t
t
s

M
a
s
s
a
c
h
u
s
e
t
t
s

M
i
c
h
i
g
a
n
s
t
.

Michigan St.

Average RPI Win: 161		WON-LOST RECORD	WINNING PCT. RANK	LAST 10 GAMES	STRENGTH OF SCHEDULE	OPP. STRENGTH OF SCHEDULE	TEAM RPI	ADJ RPI	CONF. RPI	ADJ CONF. RPI				
Average RPI Loss: 115														
DIV. I ONLY		23-32-0	.41818 210	3-7-0	85	145	171	.48876 171	11	11				
DIV. I NON-CONF.		11-14-0	.44 182	0-2-0	76	214	149	.49476 149	11	11				
<hr/>														
TOTALS		RPI 1-25	RPI 26-50		W-L RECORDS		RPI 51-100		RPI 101-150		RPI 150+			
23-32-0		0-3-0	2-6-0		OVERALL		4-5-0		4-7-0		13-11-0			
13-15-0		0-1-0	2-1-0		HOME		1-2-0		2-5-0		8-6-0			
9-16-0		0-2-0	0-5-0		AWAY		3-3-0		2-2-0		4-4-0			
1-1-0		0-0-0	0-0-0		NEUTRAL		0-0-0		0-0-0		1-1-0			
11-14-0		0-3-0	0-2-0		NON-CONFERENCE		2-1-0		1-4-0		8-4-0			
7-6-0		0-1-0	0-0-0		HOME		0-0-0		1-3-0		6-2-0			
3-7-0		0-2-0	0-0-		AWAY		2-1-0		0-1-0		1-1-0			
1-1-0		0-0-0	0-0-0		NEUTRAL		0-0-0		0-0-0		1-1-0			
12-18-0		0-0-0	2-4-0		CONFERENCE		2-4-0		3-3-0		5-7-0			
6-9-0		0-0-0	2-1-0		HOME		1-2-0		1-2-0		2-4-0			
6-9-0		0-0-0	0-3-0		AWAY		1-2-0		2-1-0		3-3-0			
0-0-0		0-0-0	0-0-0		NEUTRAL		0-0-0		0-0-0		0-0-0			
RPI	S	Opponent	Score		RPI	S	Opponent	Score		RPI	S	Opponent	Score	
8	A	Texas Tech	6	9	32	A	Florida St.	6	9	61	H	Louisiana Tech	2	5
16	A	Miami (FL)	10	18	37	A	Fla. Atlantic	0	1	61	H	Louisiana Tech	0	3
16	H	Miami (FL)	8	10	37	A	Fla. Atlantic	1	7	61	H	Louisiana Tech	5	4
					37	A	Fla. Atlantic	3	4	80	A	Old Dominion	6	8
					43	H	Southern Miss.	6	4	80	A	Old Dominion	12	6
					43	H	Southern Miss.	16	6	80	A	Old Dominion	2	7
					43	H	Southern Miss.	7	15	81	A	Jacksonville St.	1	3
					45	A	Houston	4	5	81	A	Jacksonville St.	2	1
										81	A	Jacksonville St.	5	2

Non-Div. I Games:

FIU

RPI	S	Opponent	Score	
222	A	Middle Tenn.	1	3
222	A	Middle Tenn.	7	3
222	A	Middle Tenn.	10	6
236	H	Florida A&M	2	3
236	H	Florida A&M	8	6
265	A	Bethune-Cookman	7	4
265	H	Bethune-Cookman	2	0
265	H	Bethune-Cookman	9	2

FIU

F
I
U

F
I
U

Average RPI Win:	201	WON-LOST	WINNING	LAST 10	STRENGTH OF	OPP. STRENGTH	TEAM	ADJ	CONF.	ADJ CONF.	
Average RPI Loss:	97	RECORD	PCT. RANK	GAMES	SCHEDULE	OF SCHEDULE	RPI	RPI	RPI	RPI	
DIV. I ONLY	25-27-0	.48077	169	3-7-0	207	131	172	.48846	172	9	9
DIV. I NON-CONF.	18-8-0	.69231	44	0-3-0	274	196	108	.5218	107	10	10
<hr/>											
TOTALS	RPI 1-25	RPI 26-50		W-L RECORDS		RPI 51-100		RPI 101-150		RPI 150+	
25-27-0	0-0-0	1-4-0		OVERALL		4-15-0		2-3-0		18-5-0	
11-9-0	0-0-0	0-0-0		HOME		3-8-0		0-0-0		8-1-0	
11-18-0	0-0-0	0-4-0		AWAY		1-7-0		2-3-0		8-4-0	
3-0-0	0-0-0	1-0-0		NEUTRAL		0-0-0		0-0-0		2-0-0	
18-8-0	0-0-0	1-1-0		NON-CONFERENCE		1-3-0		1-1-0		15-3-0	
7-1-0	0-0-0	0-0-0		HOME		1-1-0		0-0-0		6-0-0	
8-7-0	0-0-0	0-0-		AWAY		0-2-0		1-1-0		7-3-0	
3-0-0	0-0-0	1-0-0		NEUTRAL		0-0-0		0-0-0		2-0-0	
7-19-0	0-0-0	0-3-0		CONFERENCE		3-12-0		1-2-0		3-2-0	
4-8-0	0-0-0	0-0-0		HOME		2-7-0		0-0-0		2-1-0	
3-11-0	0-0-0	0-3-0		AWAY		1-5-0		1-2-0		1-1-0	
0-0-0	0-0-0	0-0-0		NEUTRAL		0-0-0		0-0-0		0-0-0	
RPI	S	Opponent	Score	RPI	S	Opponent	Score	RPI	S	Opponent	Score
				29	A	Oregon St.	3 4	57	H	LMU (CA)	1 2
				29	N	Oregon St.	5 1	57	H	LMU (CA)	3 10
				47	A	BYU	1 3	57	H	LMU (CA)	5 3
				47	A	BYU	1 10	63	A	Saint Mary's (CA)	0 1
				47	A	BYU	1 11	63	A	Saint Mary's (CA)	2 4
								63	A	Saint Mary's (CA)	1 2
								67	H	Pepperdine	7 12
								67	H	Pepperdine	2 1
								67	H	Pepperdine	3 4
								70	A	Oregon	1 4
								70	H	Oregon	5 3
								74	A	Washington	8 10
								74	H	Washington	3 8
								75	H	Gonzaga	3 4
								75	H	Gonzaga	3 19
								75	H	Gonzaga	2 4
								93	A	San Diego	2 10
								93	A	San Diego	3 4
								93	A	San Diego	20 0

Non-Div. I Games:

Portland

RPI	S	Opponent	Score	
286	H	Northern Colo.	4	0

Portland

P
o
r
t
l
a
n
d

P
o
r
t
l
a
n
d

Average RPI Win:	176	WON-LOST RECORD	WINNING PCT. RANK	LAST 10 GAMES	STRENGTH OF SCHEDULE	OPP. STRENGTH OF SCHEDULE	TEAM RPI	ADJ RPI	CONF. RPI	ADJ CONF. RPI	
DIV. I ONLY	26-31-0	.45614	189	6-4-0	128	148	173	.48796	173	16	16
DIV. I NON-CONF.	12-18-0	.4	195	1-0-0	145	109	191	.47519	191	18	18
<hr/>											
TOTALS	RPI 1-25	RPI 26-50		W-L RECORDS	RPI 51-100		RPI 101-150		RPI 150+		
26-31-0	0-0-0	0-2-0		OVERALL	4-16-0		9-8-0		13-5-0		
15-13-0	0-0-0	0-1-0		HOME	2-5-0		5-5-0		8-2-0		
10-14-0	0-0-0	0-1-0		AWAY	2-10-0		4-1-0		4-2-0		
1-4-0	0-0-0	0-0-0		NEUTRAL	0-1-0		0-2-0		1-1-0		
<hr/>											
12-18-0	0-0-0	0-2-0		NON-CONFERENCE	3-11-0		4-2-0		5-3-0		
7-9-0	0-0-0	0-1-0		HOME	2-5-0		2-2-0		3-1-0		
5-7-0	0-0-0	0-0-		AWAY	1-5-0		2-0-0		2-1-0		
0-2-0	0-0-0	0-0-0		NEUTRAL	0-1-0		0-0-0		0-1-0		
<hr/>											
14-13-0	0-0-0	0-0-0		CONFERENCE	1-5-0		5-6-0		8-2-0		
8-4-0	0-0-0	0-0-0		HOME	0-0-0		3-3-0		5-1-0		
5-7-0	0-0-0	0-0-0		AWAY	1-5-0		2-1-0		2-1-0		
1-2-0	0-0-0	0-0-0		NEUTRAL	0-0-0		0-2-0		1-0-0		
<hr/>											
RPI S	Opponent	Score	RPI S	Opponent	Score	RPI S	Opponent	Score	RPI S	Opponent	Score
			41 A	Clemson	0 2	54 A	Wake Forest	1 5	107 H	Mercer	3 8
			41 H	Clemson	1 3	54 A	Wake Forest	2 11	107 H	Mercer	8 7
						54 N	Wake Forest	7 13	107 H	Mercer	5 3
						69 H	Kansas	7 11	107 N	Mercer	2 11
						69 H	Kansas	3 0	112 A	Winthrop	14 5
						69 H	Kansas	1 15	112 H	Winthrop	6 8
						72 A	Samford	4 8	118 H	Ohio St.	11 10
						72 A	Samford	0 3	137 A	Wofford	9 3
						72 A	Samford	4 14	137 A	Wofford	7 3
						82 A	South Carolina	7 4	137 A	Wofford	8 9
						82 H	South Carolina	7 12	149 H	ETSU	4 3
						86 H	Morehead St.	16 11	149 H	ETSU	5 11
						86 H	Morehead St.	5 6	149 H	ETSU	7 8
						86 H	Morehead St.	3 6	149 N	ETSU	5 7
						88 A	UNC Greensboro	9 11	150 A	Gardner-Webb	18 3
						88 A	UNC Greensboro	10 3	150 H	Gardner-Webb	3 5
						88 A	UNC Greensboro	1 2	150 H	Gardner-Webb	7 2
						92 A	Col. of Charleston	3 13	189 H	Appalachian St.	6 5
						92 A	Col. of Charleston	1 2	189 N	Appalachian St.	0 14
						92 A	Col. of Charleston	1 3	207 A	Western Caro.	9 4
									207 A	Western Caro.	4 3
									207 A	Western Caro.	1 5
									207 N	Western Caro.	9 7
									232 A	Georgia St.	8 10
									232 H	Georgia St.	4 3
									234 A	USC Upstate	7 4
									234 H	USC Upstate	5 4
<hr/>											
			LAST 10 GAMES								

Non-Div. I Games:

Furman

RPI	S	Opponent	Score	
251	H	VMI	4	10
251	H	VMI	11	4
251	H	VMI	13	5
257	A	UNC Asheville	3	2
257	H	UNC Asheville	3	4
270	H	The Citadel	5	4
270	H	The Citadel	20	6
270	H	The Citadel	7	2

Average RPI Win: 165		WON-LOST	WINNING	LAST 10	STRENGTH OF		OPP. STRENGTH	TEAM	ADJ	CONF.	ADJ CONF.
Average RPI Loss: 120		RECORD	PCT. RANK	GAMES	SCHEDULE		OF SCHEDULE	RPI	RPI	RPI	RPI
DIV. I ONLY		27-29-0	.48214	165	6-4-0		120	136	174	.48748	174
DIV. I NON-CONF.		16-16-0	.5	144	2-0-0		141	109	176	.48386	176
TOTALS		RPI 1-25	RPI 26-50		W-L RECORDS		RPI 51-100		RPI 101-150		RPI 150+
27-29-0		1-4-0	1-2-0		OVERALL		3-5-0		4-7-0		18-11-0
23-13-0		1-2-0	1-2-0		HOME		3-1-0		3-4-0		15-4-0
4-16-0		0-2-0	0-0-0		AWAY		0-4-0		1-3-0		3-7-0
0-0-0		0-0-0	0-0-0		NEUTRAL		0-0-0		0-0-0		0-0-0
16-16-0		1-4-0	0-0-0		NON-CONFERENCE		1-4-0		2-3-0		12-5-0
16-8-0		1-2-0	0-0-0		HOME		1-0-0		2-2-0		12-4-0
0-8-0		0-2-0	0-0-		AWAY		0-4-0		0-1-0		0-1-0
0-0-0		0-0-0	0-0-0		NEUTRAL		0-0-0		0-0-0		0-0-0
11-13-0		0-0-0	1-2-0		CONFERENCE		2-1-0		2-4-0		6-6-0
7-5-0		0-0-0	1-2-0		HOME		2-1-0		1-2-0		3-0-0
4-8-0		0-0-0	0-0-0		AWAY		0-0-0		1-2-0		3-6-0
0-0-0		0-0-0	0-0-0		NEUTRAL		0-0-0		0-0-0		0-0-0
RPI S	Opponent	Score	RPI S	Opponent	Score	RPI S	Opponent	Score	RPI S	Opponent	Score
4 A	Georgia	1 11	42 H	Liberty	3 5	71 A	Ga. Southern	2 7	107 A	Mercer	0 7
4 H	Georgia	6 7	42 H	Liberty	7 3	71 H	Ga. Southern	11 10	107 H	Mercer	8 5
12 A	Georgia Tech	1 9	42 H	Liberty	10 14	72 A	Samford	2 3	109 A	North Florida	2 3
12 H	Georgia Tech	7 10				72 A	Samford	3 6	109 A	North Florida	9 4
15 H	West Virginia	5 3				72 A	Samford	5 6	109 A	North Florida	0 8
						78 H	Jacksonville	13 10	128 H	FGCU	4 0
						78 H	Jacksonville	6 9	128 H	FGCU	4 6
						78 H	Jacksonville	10 0	128 H	FGCU	4 8
									148 H	UNCW	4 12
									148 H	UNCW	9 8
									148 H	UNCW	2 5
									152 H	Presbyterian	13 5
									152 H	Presbyterian	7 3
									162 H	Richmond	8 9
									165 A	Lipscomb	3 6
									165 A	Lipscomb	2 13
									165 A	Lipscomb	3 4
									169 H	Massachusetts	9 0
									169 H	Massachusetts	12 7
									169 H	Massachusetts	12 2
									175 H	Binghamton	10 1
									175 H	Binghamton	6 12
									183 A	Stetson	2 1
									183 A	Stetson	3 9
									183 A	Stetson	0 4
									187 H	UIC	9 2
									202 H	UT Martin	3 1
			LAST 10 GAMES								
			78 H	Jacksonville	13 10	109 A	North Florida	2 3			
			78 H	Jacksonville	10 0	109 A	North Florida	0 8			
			78 H	Jacksonville	6 9	107 H	Mercer	8 5			
			71 H	Ga. Southern	11 10	42 H	Liberty	7 3			
			109 A	North Florida	9 4	42 H	Liberty	10 14			

Non-Div. I Games:

Kennesaw St.

K
e
n
n
e
s
a
w
S
t
.

Kennesaw
St.

Kennesaw St.

Average RPI Win: 208		WON-LOST	WINNING	LAST 10	STRENGTH OF		OPP. STRENGTH	TEAM	ADJ	CONF.	ADJ CONF.
Average RPI Loss: 159		RECORD	PCT. RANK	GAMES	SCHEDULE		OF SCHEDULE	RPI	RPI	RPI	RPI
DIV. I ONLY		26-24-0	.52	135	5-5-0		229	216	175	.48692	175
DIV. I NON-CONF.		11-13-0	.45833	172	0		218	202	165	.48766	165
TOTALS		RPI 1-25	RPI 26-50		W-L RECORDS		RPI 51-100		RPI 101-150		RPI 150+
26-24-0		0-3-0	0-0-0		OVERALL		0-2-0		3-5-0		23-14-0
8-8-0		0-0-0	0-0-0		HOME		0-0-0		1-2-0		7-6-0
15-11-0		0-0-0	0-0-0		AWAY		0-2-0		2-1-0		13-8-0
3-5-0		0-3-0	0-0-0		NEUTRAL		0-0-0		0-2-0		3-0-0
11-13-0		0-3-0	0-0-0		NON-CONFERENCE		0-2-0		2-1-0		9-7-0
3-3-0		0-0-0	0-0-0		HOME		0-0-0		0-0-0		3-3-0
8-7-0		0-0-0	0-0-		AWAY		0-2-0		2-1-0		6-4-0
0-3-0		0-3-0	0-0-0		NEUTRAL		0-0-0		0-0-0		0-0-0
15-11-0		0-0-0	0-0-0		CONFERENCE		0-0-0		1-4-0		14-7-0
5-5-0		0-0-0	0-0-0		HOME		0-0-0		1-2-0		4-3-0
7-4-0		0-0-0	0-0-0		AWAY		0-0-0		0-0-0		7-4-0
3-2-0		0-0-0	0-0-0		NEUTRAL		0-0-0		0-2-0		3-0-0
RPI S	Opponent	Score	RPI S	Opponent	Score	RPI S	Opponent	Score	RPI S	Opponent	Score
19 N	Michigan	0 10				80 A	Old Dominion	9 12	107 A	Mercer	3 10
19 N	Michigan	2 12				80 A	Old Dominion	1 2	107 A	Mercer	10 7
19 N	Michigan	4 5							107 A	Mercer	6 4
									139 H	Stony Brook	3 6
									139 H	Stony Brook	5 0
									139 H	Stony Brook	6 7
									139 N	Stony Brook	4 5
									139 N	Stony Brook	5 7
									160 H	Marist	5 11
									174 A	Kennesaw St.	12 6
									174 A	Kennesaw St.	1 10
									177 H	Central Conn. St.	3 2
									178 A	Marshall	3 1
									178 A	Marshall	3 4
									191 A	Penn St.	3 5
									208 A	Maine	1 4
									208 A	Maine	2 1
									208 A	Maine	7 2
									208 H	Maine	0 8
									208 H	Maine	4 1
									209 A	UMass Lowell	4 1
									209 A	UMass Lowell	0 4
									209 A	UMass Lowell	2 12
									211 H	Hartford	1 0
									211 H	Hartford	6 2
									211 H	Hartford	12 1
									211 N	Hartford	2 1
			LAST 10 GAMES								
			139 N	Stony Brook	5 7	208 A	Maine	7 2			
			139 N	Stony Brook	4 5	208 A	Maine	2 1			
			211 N	Hartford	10 5	208 A	Maine	1 4			
			213 N	Albany (NY)	18 4	213 H	Albany (NY)	0 4			
			211 N	Hartford	2 1	213 H	Albany (NY)	1 3			

Non-Div. I Games:

Binghamton

RPI	S	Opponent	Score
211	N	Hartford	10 5
212	A	Cornell	8 4
212	H	Cornell	2 5
213	A	Albany (NY)	15 3
213	A	Albany (NY)	3 4
213	A	Albany (NY)	11 1
213	H	Albany (NY)	1 3
213	H	Albany (NY)	0 4
213	N	Albany (NY)	18 4
246	H	Siena	8 1
251	A	VMI	8 4
251	A	VMI	4 2
251	A	VMI	2 1
258	A	UMBC	13 4
258	A	UMBC	7 5
274	H	St. Bonaventure	0 1
280	H	Niagara	16 4
282	A	Bucknell	4 6

Binghamton

Non-Div. I Games:

Tie, Loss, Non-Conf, S Site, H Home, A Away, N Neutral Page 297

RPI	S	Opponent	Score
214	A	Lamar University	4 1
220	H	Houston Baptist	1 0
220	H	Houston Baptist	4 2
220	H	Houston Baptist	6 0
230	H	Grambling	6 2
292	A	Ark.-Pine Bluff	4 2
292	H	Ark.-Pine Bluff	4 6
293	A	Prairie View	8 5

SFA

Average RPI Win:		239	WON-LOST RECORD		WINNING PCT. RANK	LAST 10 GAMES	STRENGTH OF SCHEDULE		OPP. STRENGTH OF SCHEDULE	TEAM RPI	ADJ RPI	CONF. RPI	ADJ CONF. RPI				
Average RPI Loss:		140															
DIV. I ONLY			31-23-0		.57407	81	6-4-0		245	270	177	.48644	177	28	28		
DIV. I NON-CONF.			11-14-0		.44	182	1-2-0		265	261	236	.44898	236	29	29		
TOTALS		RPI 1-25	RPI 26-50		W-L RECORDS		RPI 51-100		RPI 101-150		RPI 150+						
31-23-0	0-1-0		1-1-0		OVERALL		3-8-0		0-2-0		27-11-0						
12-7-0	0-0-0		0-0-0		HOME		0-3-0		0-1-0		12-3-0						
10-11-0	0-1-0		0-1-0		AWAY		1-2-0		0-1-0		9-6-0						
9-5-0	0-0-0		1-0-0		NEUTRAL		2-3-0		0-0-0		6-2-0						
11-14-0	0-1-0		1-1-0		NON-CONFERENCE		0-2-0		0-2-0		10-8-0						
5-2-0	0-0-0		0-0-0		HOME		0-0-0		0-1-0		5-1-0						
1-8-0	0-1-0		0-0-		AWAY		0-0-0		0-1-0		1-5-0						
5-4-0	0-0-0		1-0-0		NEUTRAL		0-2-0		0-0-0		4-2-0						
20-9-0	0-0-0		0-0-0		CONFERENCE		3-6-0		0-0-0		17-3-0						
7-5-0	0-0-0		0-0-0		HOME		0-3-0		0-0-0		7-2-0						
9-3-0	0-0-0		0-0-0		AWAY		1-2-0		0-0-0		8-1-0						
4-1-0	0-0-0		0-0-0		NEUTRAL		2-1-0		0-0-0		2-0-0						
RPI S	Opponent	Score	RPI S	Opponent	Score	RPI S	Opponent	Score	RPI S	Opponent	Score						
9 A	Arkansas	5 11	27 A	UConn	1 9	55 N	TCU	5 9	139 H	Stony Brook	3 9						
			36 N	California	7 4	69 N	Kansas	8 10	144 A	Navy	2 5						
						87 A	Bryant	3 12	164 A	Quinnipiac	5 6						
						87 A	Bryant	6 5	164 H	Quinnipiac	10 9						
						87 A	Bryant	4 14	169 H	Massachusetts	1 2						
						87 H	Bryant	4 15	169 N	Massachusetts	0 1						
						87 H	Bryant	4 16	175 A	Binghamton	2 3						
						87 H	Bryant	2 7	185 A	Fairfield	2 5						
						87 N	Bryant	3 1	211 A	Hartford	3 7						
						87 N	Bryant	3 2	213 A	Albany (NY)	3 7						
						87 N	Bryant	1 3	213 H	Albany (NY)	9 6						
									225 N	Saint Joseph's	2 8						
									246 A	Siena	8 1						
									247 H	Sacred Heart	1 4						
									247 H	Sacred Heart	5 1						
									247 H	Sacred Heart	8 4						
									248 A	Wagner	3 1						
									248 A	Wagner	5 0						
									248 A	Wagner	7 2						
									248 H	Wagner	10 3						
									248 H	Wagner	7 6						
									248 H	Wagner	2 4						
									248 N	Wagner	7 3						
									248 N	Wagner	5 0						
									250 A	LIU Brooklyn	9 2						
									250 A	LIU Brooklyn	6 8						
									250 A	LIU Brooklyn	3 1						
LAST 10 GAMES																	
			55 N	TCU	5 9		248 N	Wagner	7 3								
			36 N	California	7 4		87 N	Bryant	1 3								
			9 A	Arkansas	5 11		248 N	Wagner	5 0								
			87 N	Bryant	3 2		250 A	LIU Brooklyn	9 2								
			87 N	Bryant	3 1		250 A	LIU Brooklyn	6 8								

Non-Div. I Games:

Central Conn. St.

RPI	S	Opponent	Score	
274	N	St. Bonaventure	17	3
274	N	St. Bonaventure	4	3
274	N	St. Bonaventure	9	5
280	N	Niagara	5	4
291	H	Fairleigh Dickinson	8	4
291	H	Fairleigh Dickinson	8	5
291	H	Fairleigh Dickinson	17	3
294	A	Mt. St. Mary's	6	1
294	A	Mt. St. Mary's	9	8
294	A	Mt. St. Mary's	14	9
299	H	Saint Peter's	5	3
299	H	Saint Peter's	9	6
299	H	Saint Peter's	12	4

Central Conn. St.

C
e
n
t
r
a
l
C
o
n
n
.
S
t
.

C
e
n
t
r
a
l
C
o
n
n
.
S
t
.

[illegible]

Non-Div. I Games:

Marshall

RPI	S	Opponent	Score	
219	H	Ohio	4	3
222	H	Middle Tenn.	13	3
222	H	Middle Tenn.	7	0
222	H	Middle Tenn.	5	10
251	A	VMI	7	6
260	N	George Mason	4	9
284	N	Iona	8	3
284	N	Iona	9	8
287	H	Eastern Mich.	8	5
287	H	Eastern Mich.	6	1
287	H	Eastern Mich.	10	3
287	H	Eastern Mich.	25	3

Marshall

M
a
r
s
h
a
l
l

M
a
r
s
h
a
l
l

Average RPI Win: 221		WON-LOST	WINNING	LAST 10	STRENGTH OF		OPP. STRENGTH	TEAM	ADJ	CONF.	ADJ CONF.
Average RPI Loss: 153		RECORD	PCT. RANK	GAMES	SCHEDULE		OF SCHEDULE	RPI	RPI	RPI	RPI
DIV. I ONLY		23-29-0	.44231	200	4-6-0		191	225	178	.48303	179
DIV. I NON-CONF.		10-11-0	.47619	160	3-2-0		195	260	127	.50389	129
TOTALS		RPI 1-25	RPI 26-50		W-L RECORDS		RPI 51-100		RPI 101-150		RPI 150+
23-29-0		0-4-0	0-0-0		OVERALL		2-4-0		0-3-0		21-18-0
6-9-0		0-0-0	0-0-0		HOME		0-0-0		0-3-0		6-6-0
17-19-0		0-4-0	0-0-0		AWAY		2-4-0		0-0-0		15-11-0
0-1-0		0-0-0	0-0-0		NEUTRAL		0-0-0		0-0-0		0-1-0
10-11-0		0-4-0	0-0-0		NON-CONFERENCE		0-0-0		0-0-0		10-7-0
2-1-0		0-0-0	0-0-0		HOME		0-0-0		0-0-0		2-1-0
8-10-0		0-4-0	0-0-		AWAY		0-0-0		0-0-0		8-6-0
0-0-0		0-0-0	0-0-0		NEUTRAL		0-0-0		0-0-0		0-0-0
13-18-0		0-0-0	0-0-0		CONFERENCE		2-4-0		0-3-0		11-11-0
4-8-0		0-0-0	0-0-0		HOME		0-0-0		0-3-0		4-5-0
9-9-0		0-0-0	0-0-0		AWAY		2-4-0		0-0-0		7-5-0
0-1-0		0-0-0	0-0-0		NEUTRAL		0-0-0		0-0-0		0-1-0
RPI S	Opponent	Score	RPI S	Opponent	Score	RPI S	Opponent	Score	RPI S	Opponent	Score
9 A	Arkansas	7 15				81 A	Jacksonville St.	5 6	123 H	Austin Peay	3 6
9 A	Arkansas	3 12				81 A	Jacksonville St.	5 4	123 H	Austin Peay	5 29
9 A	Arkansas	2 3				81 A	Jacksonville St.	5 12	123 H	Austin Peay	9 13
23 A	Illinois St.	0 3				86 A	Morehead St.	8 10	161 A	Western Ky.	9 10
						86 A	Morehead St.	8 11	161 A	Western Ky.	4 5
						86 A	Morehead St.	5 4	161 A	Western Ky.	8 1
									166 H	Southern Ill.	8 9
									196 H	Eastern Ky.	10 9
									196 H	Eastern Ky.	3 7
									196 H	Eastern Ky.	3 4
									198 A	Murray St.	1 3
									198 A	Murray St.	8 3
									198 A	Murray St.	6 14
									202 H	UT Martin	16 5
									202 H	UT Martin	4 9
									202 H	UT Martin	1 4
									202 N	UT Martin	1 2
									203 A	Belmont	7 9
									203 A	Belmont	1 5
									203 A	Belmont	9 6
									204 A	Southern U.	4 2
									204 A	Southern U.	6 1
									204 A	Southern U.	3 5
									204 A	Southern U.	8 10
									237 A	Tennessee Tech	13 12
									237 A	Tennessee Tech	15 5
									237 A	Tennessee Tech	13 2
Non-Div. I Games:			Robert Morris (IL)		10 14	Robert Morris-Peoria		13 2	Lindenwood (IL)		5 2
									Illinois Col.		11 1
									Eastern Ill.		

E
a
s
t
e
r
n
I
l
l
.

Eastern Illinois.

Eastern Ill.

Average RPI Win: 150		WON-LOST RECORD	WINNING PCT. RANK	LAST 10 GAMES	STRENGTH OF SCHEDULE	OPP. STRENGTH OF SCHEDULE	TEAM RPI	ADJ RPI	CONF. RPI	ADJ CONF. RPI				
Average RPI Loss: 62														
DIV. I ONLY		16-33-0	.32653	259	4-6-0	57	43	180	.48297	180	4	4		
DIV. I NON-CONF.		10-9-0	.52632	133	2-1-0	144	151	118	.51273	118	3	3		
<hr/>														
TOTALS		RPI 1-25		RPI 26-50		W-L RECORDS		RPI 51-100		RPI 101-150		RPI 150+		
16-33-0		0-7-0		2-9-0		OVERALL		5-13-0		2-1-0		7-3-0		
9-12-0		0-0-0		2-6-0		HOME		2-5-0		0-0-0		5-1-0		
3-19-0		0-7-0		0-3-0		AWAY		2-7-0		1-1-0		0-1-0		
4-2-0		0-0-0		0-0-0		NEUTRAL		1-1-0		1-0-0		2-1-0		
10-9-0		0-1-0		1-1-0		NON-CONFERENCE		2-4-0		2-1-0		5-2-0		
4-2-0		0-0-0		1-1-0		HOME		0-1-0		0-0-0		3-0-0		
2-5-0		0-1-0		0-0-		AWAY		1-2-0		1-1-0		0-1-0		
4-2-0		0-0-0		0-0-0		NEUTRAL		1-1-0		1-0-0		2-1-0		
6-24-0		0-6-0		1-8-0		CONFERENCE		3-9-0		0-0-0		2-1-0		
5-10-0		0-0-0		1-5-0		HOME		2-4-0		0-0-0		2-1-0		
1-14-0		0-6-0		0-3-0		AWAY		1-5-0		0-0-0		0-0-0		
0-0-0		0-0-0		0-0-0		NEUTRAL		0-0-0		0-0-0		0-0-0		
RPI	S	Opponent		Score	RPI	S	Opponent		Score	RPI	S	Opponent		Score
2	A	UCLA		1 6	29	A	Oregon St.		2 6	52	A	Arizona		7 18
2	A	UCLA		0 5	29	A	Oregon St.		2 3	52	A	Arizona		0 8
2	A	UCLA		4 6	29	A	Oregon St.		0 11	52	A	Arizona		21 10
7	A	East Carolina		6 7	36	H	California		4 8	53	A	Texas St.		3 8
10	A	Stanford		6 7	36	H	California		6 13	70	H	Oregon		6 9
10	A	Stanford		4 7	36	H	California		4 6	70	H	Oregon		3 6
10	A	Stanford		3 7	39	H	Arizona St.		6 3	70	H	Oregon		4 9
					39	H	Arizona St.		6 11	74	A	Washington		4 5
					39	H	Arizona St.		5 8	74	A	Washington		2 4
					47	H	BYU		8 6	74	A	Washington		5 12
					47	H	BYU		3 10	75	H	Gonzaga		3 5
										77	H	Southern California		0 6
										77	H	Southern California		5 4
										77	H	Southern California		5 4
										79	A	San Diego St.		2 3
										89	N	Wright St.		12 8
										93	A	San Diego		6 5
										97	N	Kansas St.		4 6
LAST 10 GAMES														
					239	H	UC Davis		5 1	47	H	BYU		3 10
					239	H	UC Davis		8 0	74	A	Washington		2 4
					221	H	Washington St.		4 8	74	A	Washington		4 5
					221	H	Washington St.		2 1	74	A	Washington		5 12
					221	H	Washington St.		6 4	36	H	California		6 13

Non-Div. I Games:

Utah

Average RPI Win:		223	WON-LOST RECORD		WINNING PCT. RANK		LAST 10 GAMES		STRENGTH OF SCHEDULE		OPP. STRENGTH OF SCHEDULE		TEAM RPI		ADJ RPI		CONF. RPI		ADJ CONF. RPI	
DIV. I ONLY			27-22-0		.55102 108		5-5-0		265		250		181		.48287 181		27		27	
DIV. I NON-CONF.			7-10-0		.41176 193		0-1-0		188		47		147		.49643 147		28		28	
TOTALS		RPI 1-25		RPI 26-50		W-L RECORDS		RPI 51-100		RPI 101-150		RPI 150+								
27-22-0		0-0-0		1-1-0		OVERALL		2-4-0		1-3-0		23-14-0								
6-5-0		0-0-0		0-0-0		HOME		0-0-0		0-0-0		6-5-0								
14-10-0		0-0-0		0-1-0		AWAY		2-4-0		1-1-0		11-4-0								
7-7-0		0-0-0		1-0-0		NEUTRAL		0-0-0		0-2-0		6-5-0								
7-10-0		0-0-0		1-1-0		NON-CONFERENCE		2-4-0		1-3-0		3-2-0								
0-0-0		0-0-0		0-0-0		HOME		0-0-0		0-0-0		0-0-0								
3-6-0		0-0-0		0-0-		AWAY		2-4-0		1-1-0		0-0-0								
4-4-0		0-0-0		1-0-0		NEUTRAL		0-0-0		0-2-0		3-2-0								
20-12-0		0-0-0		0-0-0		CONFERENCE		0-0-0		0-0-0		20-12-0								
6-5-0		0-0-0		0-0-0		HOME		0-0-0		0-0-0		6-5-0								
11-4-0		0-0-0		0-0-0		AWAY		0-0-0		0-0-0		11-4-0								
3-3-0		0-0-0		0-0-0		NEUTRAL		0-0-0		0-0-0		3-3-0								
RPI	S	Opponent	Score	RPI	S	Opponent	Score	RPI	S	Opponent	Score	RPI	S	Opponent	Score					
31	N	Missouri	6 3	64	A	Minnesota	1 5	129	A	Central Ark.	3 8									
44	A	Alabama	4 5	64	A	Minnesota	0 5	129	A	Central Ark.	7 5									
				96	A	Little Rock	8 6	142	N	Northeastern	9 12									
				96	A	Little Rock	9 4	142	N	Northeastern	7 13									
				96	A	Little Rock	6 7	171	N	FIU	4 3									
				96	A	Little Rock	3 10	171	N	FIU	1 4									
								195	A	Omaha	3 0									
								195	A	Omaha	6 4									
								195	A	Omaha	2 5									
								195	H	Omaha	10 12									
								195	H	Omaha	7 11									
								195	H	Omaha	4 9									
								197	A	Oral Roberts	0 1									
								197	A	Oral Roberts	2 1									
								197	A	Oral Roberts	9 8									
								197	H	Oral Roberts	3 5									
								197	H	Oral Roberts	5 4									
								197	N	Oral Roberts	2 5									
								197	N	Oral Roberts	0 4									
								202	N	UT Martin	7 1									
								202	N	UT Martin	15 3									
								202	N	UT Martin	4 5									
								255	A	Western Ill.	6 10									
								255	A	Western Ill.	7 6									
								255	A	Western Ill.	7 4									
								255	H	Western Ill.	11 9									
								255	H	Western Ill.	11 3									

Non-Div. I Games:	Sioux Falls	11	7
--------------------------	--------------------	-----------	----------

South Dakota St.

RPI	S	Opponent	Score	
255	H	Western Ill.	6	7
255	N	Western Ill.	9	5
262	A	North Dakota St.	2	3
262	A	North Dakota St.	2	1
262	A	North Dakota St.	8	1
262	N	North Dakota St.	5	2
262	N	North Dakota St.	2	6
262	N	North Dakota St.	10	9
298	A	Purdue Fort Wayne	5	4
298	A	Purdue Fort Wayne	12	2
298	A	Purdue Fort Wayne	8	0
298	H	Purdue Fort Wayne	7	4
298	H	Purdue Fort Wayne	8	0
298	H	Purdue Fort Wayne	12	2

South Dakota St.

S
o
u
t
h
D
a
k
o
t
a
S
t
.

S
o
u
t
h
D
a
k
o
t
a
S
t
.

Average RPI Win:	150	WON-LOST RECORD	WINNING PCT. RANK	LAST 10 GAMES	STRENGTH OF SCHEDULE	OPP. STRENGTH OF SCHEDULE	TEAM RPI	ADJ RPI	CONF. RPI	ADJ CONF. RPI				
DIV. I ONLY		20-34-0	.37037	237	2-8-0	103	100	182	.48271	182	8	8		
DIV. I NON-CONF.		7-17-0	.29167	243	1-0-0	202	125	238	.4479	238	9	9		
<hr/>														
TOTALS	RPI 1-25	RPI 26-50		W-L RECORDS		RPI 51-100		RPI 101-150		RPI 150+				
20-34-0	0-3-0	2-5-0		OVERALL		2-4-0		7-14-0		9-8-0				
12-10-0	0-0-0	0-3-0		HOME		2-0-0		5-4-0		5-3-0				
8-24-0	0-3-0	2-2-0		AWAY		0-4-0		2-10-0		4-5-0				
0-0-0	0-0-0	0-0-0		NEUTRAL		0-0-0		0-0-0		0-0-0				
7-17-0	0-3-0	0-1-0		NON-CONFERENCE		2-1-0		0-6-0		5-6-0				
4-3-0	0-0-0	0-0-0		HOME		2-0-0		0-0-0		2-3-0				
3-14-0	0-3-0	0-0-		AWAY		0-1-0		0-6-0		3-3-0				
0-0-0	0-0-0	0-0-0		NEUTRAL		0-0-0		0-0-0		0-0-0				
13-17-0	0-0-0	2-4-0		CONFERENCE		0-3-0		7-8-0		4-2-0				
8-7-0	0-0-0	0-3-0		HOME		0-0-0		5-4-0		3-0-0				
5-10-0	0-0-0	2-1-0		AWAY		0-3-0		2-4-0		1-2-0				
0-0-0	0-0-0	0-0-0		NEUTRAL		0-0-0		0-0-0		0-0-0				
RPI	S	Opponent	Score		RPI	S	Opponent	Score		RPI	S	Opponent	Score	
10	A	Stanford	7	15	28	A	Fresno St.	7	5	63	A	Saint Mary's (CA)	1	14
19	A	Michigan	0	1	28	A	Fresno St.	2	1	63	H	Saint Mary's (CA)	7	3
19	A	Michigan	0	3	28	A	Fresno St.	1	3	70	H	Oregon	4	3
					28	H	Fresno St.	1	6	79	A	San Diego St.	6	7
					28	H	Fresno St.	5	7	79	A	San Diego St.	7	9
					28	H	Fresno St.	6	8	79	A	San Diego St.	8	10
					36	A	California	0	13					
								</						

Non-Div. I Games:

San Jose St.

RPI	S	Opponent	Score	
168	H	New Mexico	4	2
172	H	Portland	2	13
192	A	Nicholls St.	5	6
192	A	Nicholls St.	2	3
192	A	Nicholls St.	7	10
216	H	UC Riverside	3	12
216	H	UC Riverside	9	1
216	H	UC Riverside	5	4
276	A	Santa Clara	20	10
276	A	Santa Clara	8	5
276	A	Santa Clara	4	3

San Jose St.

S
a
n
J
o
s
e
S
t
.

S
a
n
J
o
s
e
S
t
.

Average RPI Win:		161	WON-LOST RECORD		WINNING PCT. RANK		LAST 10 GAMES		STRENGTH OF SCHEDULE		OPP. STRENGTH OF SCHEDULE		TEAM RPI		ADJ RPI		CONF. RPI		ADJ CONF. RPI	
DIV. I ONLY			27-32-0		.45763 188		6-4-0		133		124		183		.48195 183		13		13	
DIV. I NON-CONF.			13-18-0		.41935 191		1-0-0		200		86		227		.45439 227		15		15	
TOTALS		RPI 1-25		RPI 26-50		W-L RECORDS		RPI 51-100		RPI 101-150		RPI 150+								
27-32-0		1-2-0		2-8-0		OVERALL		2-7-0		6-2-0		16-13-0								
19-14-0		0-0-0		1-1-0		HOME		1-4-0		5-1-0		12-8-0								
5-15-0		1-1-0		1-5-0		AWAY		0-3-0		0-1-0		3-5-0								
3-3-0		0-1-0		0-2-0		NEUTRAL		1-0-0		1-0-0		1-0-0								
13-18-0		1-2-0		1-4-0		NON-CONFERENCE		1-4-0		1-1-0		9-7-0								
11-11-0		0-0-0		1-1-0		HOME		1-4-0		1-0-0		8-6-0								
2-6-0		1-1-0		0-0-		AWAY		0-0-0		0-1-0		1-1-0								
0-1-0		0-1-0		0-0-0		NEUTRAL		0-0-0		0-0-0		0-0-0								
14-14-0		0-0-0		1-4-0		CONFERENCE		1-3-0		5-1-0		7-6-0								
8-3-0		0-0-0		0-0-0		HOME		0-0-0		4-1-0		4-2-0								
3-9-0		0-0-0		1-2-0		AWAY		0-3-0		0-0-0		2-4-0								
3-2-0		0-0-0		0-2-0		NEUTRAL		1-0-0		1-0-0		1-0-0								
RPI	S	Opponent		Score		RPI	S	Opponent		Score		RPI	S	Opponent		Score				
8	A	Texas Tech		7	5	32	A	Florida St.		8	9	65	H	Virginia Tech		0	5			
8	A	Texas Tech		4	5	32	A	Florida St.		4	10	73	H	Maryland		4	8			
19	N	Michigan		6	16	32	H	Florida St.		1	0	73	H	Maryland		12	7			
						42	A	Liberty		6	12	73	H	Maryland		0	7			
						42	A	Liberty		3	2	75	H	Sam Houston St.		3	4			
						42	A	Liberty		4	15	78	A	Jacksonville		0	13			
						42	N	Liberty		3	6	78	A	Jacksonville		1	6			
						42	N	Liberty		3	4	78	A	Jacksonville		1	2			
						48	A	UCF		2	10	78	N	Jacksonville		6	1			
						48	H	UCF		4	13									

Non-Div. I Games:

Stetson

RPI	S	Opponent	Score	
241	A	North Ala.	13	8
245	H	Georgetown	5	4
246	H	Siena	3	2
246	H	Siena	7	8
246	H	Siena	0	5
247	H	Sacred Heart	4	11
247	H	Sacred Heart	8	5
247	H	Sacred Heart	11	5
265	A	Bethune-Cookman	2	3
265	H	Bethune-Cookman	10	3

Stetson

S
t
e
t
s
o
n

S
t
e
t
s
o
n

Average RPI Win:	209	WON-LOST	WINNING	LAST 10		STRENGTH OF	OPP. STRENGTH	TEAM	ADJ	CONF.	ADJ CONF.			
Average RPI Loss:	128	RECORD	PCT. RANK	GAMES		SCHEDULE	OF SCHEDULE	RPI	RPI	RPI	RPI			
DIV. I ONLY		22-32-0	.40741	217	4-6-0	124	221	184	.48137	184	25	25		
DIV. I NON-CONF.		6-20-0	.23077	267	0-1-0	94	85	221	.45995	221	26	26		
<hr/>														
TOTALS	RPI 1-25	RPI 26-50		W-L RECORDS		RPI 51-100		RPI 101-150		RPI 150+				
22-32-0	0-1-0	0-7-0		OVERALL		0-3-0		4-10-0		18-11-0				
12-6-0	0-0-0	0-0-0		HOME		0-0-0		1-1-0		11-5-0				
8-23-0	0-1-0	0-7-0		AWAY		0-3-0		3-9-0		5-3-0				
2-3-0	0-0-0	0-0-0		NEUTRAL		0-0-0		0-0-0		2-3-0				
6-20-0	0-1-0	0-7-0		NON-CONFERENCE		0-3-0		2-7-0		4-2-0				
3-1-0	0-0-0	0-0-0		HOME		0-0-0		0-0-0		3-1-0				
2-18-0	0-1-0	0-0-		AWAY		0-3-0		2-7-0		0-0-0				
1-1-0	0-0-0	0-0-0		NEUTRAL		0-0-0		0-0-0		1-1-0				
16-12-0	0-0-0	0-0-0		CONFERENCE		0-0-0		2-3-0		14-9-0				
9-5-0	0-0-0	0-0-0		HOME		0-0-0		1-1-0		8-4-0				
6-5-0	0-0-0	0-0-0		AWAY		0-0-0		1-2-0		5-3-0				
1-2-0	0-0-0	0-0-0		NEUTRAL		0-0-0		0-0-0		1-2-0				
<hr/>														
RPI	S	Opponent	Score		RPI	S	Opponent	Score		RPI	S	Opponent	Score	
21	A	LSU	2	9	33	A	Baylor	0	12	56	A	Boston College	4	11
					33	A	Baylor	5	8	90	A	McNeese	0	13
					33	A	Baylor	5	8	90	A	McNeese	1	4
					33	A	Baylor	1	6					
					43	A	Southern Miss.	3	5					
					43	A	Southern Miss.	1	4					
					43	A	Southern Miss.	0	4					

Non-Div. I Games:

Holy Cross

RPI	S	Opponent	Score	
210	A	Lafayette	15	5
210	H	Lafayette	5	1
210	H	Lafayette	10	5
210	H	Lafayette	6	9
211	H	Hartford	12	6
261	H	Dartmouth	16	10
273	A	Lehigh	2	5
273	A	Lehigh	4	0
273	H	Lehigh	5	4
273	H	Lehigh	4	1
273	H	Lehigh	3	5
282	A	Bucknell	13	7
282	A	Bucknell	6	3
282	A	Bucknell	6	3
282	H	Bucknell	6	5
282	H	Bucknell	4	8

Holy Cross

H
O
L
Y
C
R
O
S
S

H
O
L
Y
C
R
O
S
S

Average RPI Win:	213	WON-LOST RECORD	WINNING PCT. RANK	LAST 10 GAMES	STRENGTH OF SCHEDULE	OPP. STRENGTH OF SCHEDULE	TEAM RPI	ADJ RPI	CONF. RPI	ADJ CONF. RPI					
DIV. I ONLY		35-25-0	.58333	75	5-5-0	277	256	185	.48119	185	29	29			
DIV. I NON-CONF.		16-14-0	.53333	129	1-2-0	256	239	151	.4941	151	27	27			
<hr/>															
TOTALS	RPI 1-25	RPI 26-50		W-L RECORDS		RPI 51-100		RPI 101-150		RPI 150+					
35-25-0	0-0-0	1-0-0		OVERALL		0-3-0		3-0-0		31-22-0					
12-6-0	0-0-0	0-0-0		HOME		0-0-0		2-0-0		10-6-0					
18-14-0	0-0-0	1-0-0		AWAY		0-3-0		1-0-0		16-11-0					
5-5-0	0-0-0	0-0-0		NEUTRAL		0-0-0		0-0-0		5-5-0					
<hr/>															
16-14-0	0-0-0	1-0-0		NON-CONFERENCE		0-3-0		3-0-0		12-11-0					
6-1-0	0-0-0	0-0-0		HOME		0-0-0		2-0-0		4-1-0					
10-10-0	0-0-0	1-0-		AWAY		0-3-0		1-0-0		8-7-0					
0-3-0	0-0-0	0-0-0		NEUTRAL		0-0-0		0-0-0		0-3-0					
<hr/>															
19-11-0	0-0-0	0-0-0		CONFERENCE		0-0-0		0-0-0		19-11-0					
6-5-0	0-0-0	0-0-0		HOME		0-0-0		0-0-0		6-5-0					
8-4-0	0-0-0	0-0-0		AWAY		0-0-0		0-0-0		8-4-0					
5-2-0	0-0-0	0-0-0		NEUTRAL		0-0-0		0-0-0		5-2-0					
<hr/>															
RPI	S	Opponent	Score	RPI	S	Opponent	Score	RPI	S	Opponent	Score				
				27	A	UConn	10 3	51	A	Campbell	2 3				
				51	A	Campbell	3 6	135	H	St. John's (NY)	6 5				
				51	A	Campbell	6 11	139	A	Stony Brook	9 1				
				153	H	Yale	10 9								
				160	H	Marist	2 11								
				160	H	Marist	9 6								
				160	H	Marist	4 2								
				163	A	James Madison	2 4								
				163	A	James Madison	9 2								
				164	H	Quinnipiac	8 7								
				164	H	Quinnipiac	11 15								
				164	H	Quinnipiac	3 0								
				164	N	Quinnipiac	4 6								
				164	N	Quinnipiac	5 6								
				169	A	Massachusetts	3 6								
				177	H	Central Conn. St.	5 2								
				191	N	Penn St.	2 4								
				191	N	Penn St.	4 5								
				191	N	Penn St.	5 6								
				199	H	Canisius	3 2								
199	H	Canisius	3 8												
				LAST 10 GAMES				199	H	Canisius	2 9				
				164	N	Quinnipiac	5 6	240	N	Monmouth	6 5	199	N	Canisius	5 0
				199	N	Canisius	5 0	258	A	UMBC	4 5	206	A	Hofstra	9 7
				228	N	Manhattan	11 5	258	A	UMBC	10 4	211	H	Hartford	7 4
				164	N	Quinnipiac	4 6	169	A	Massachusetts	3 6	224	H	NJIT	0 8
				240	N	Monmouth	5 2	164	H	Quinnipiac	11 15	227	A	Brown	3 5

Non-Div. I Games:

Fairfield

RPI	S	Opponent	Score	
227	A	Brown	7	6
227	A	Brown	13	8
227	A	Brown	8	9
228	N	Manhattan	11	5
233	A	Delaware	3	2
233	A	Delaware	8	2
233	A	Delaware	4	7
240	H	Monmouth	4	7
240	H	Monmouth	6	2
240	N	Monmouth	7	1
240	N	Monmouth	6	5
240	N	Monmouth	5	2
246	A	Siena	6	4
246	A	Siena	0	3
246	A	Siena	4	2
247	A	Sacred Heart	6	0
247	H	Sacred Heart	7	0
250	A	LIU Brooklyn	3	4
258	A	UMBC	10	4
258	A	UMBC	4	5
280	A	Niagara	6	5
280	A	Niagara	1	4
280	A	Niagara	0	5
284	A	Iona	3	0
284	A	Iona	3	4
284	A	Iona	3	1
299	A	Saint Peter's	17	1

Fairfield

F
a
i
r
f
i
e
l
d

F
a
i
r
f
i
e
l
d

RPI	S	Opponent	Score	
299	A	Saint Peter's	8	2
299	A	Saint Peter's	7	2

Fairfield

F
a
i
r
f
i
e
l
d

F
a
i
r
f
i
e
l
d

[illegible]

Non-Div. I Games:

Seton Hall

Seton Hall

Average RPI Win:		209	WON-LOST RECORD		WINNING PCT. RANK		LAST 10 GAMES		STRENGTH OF SCHEDULE		OPP. STRENGTH OF SCHEDULE		TEAM RPI		ADJ RPI		CONF. RPI		ADJ CONF. RPI	
DIV. I ONLY			28-23-0		.54902 111		7-3-0		256		193		187		.48039 187		26		26	
DIV. I NON-CONF.			7-12-0		.36842 215		0-2-0		236		42		223		.45878 223		23		23	
TOTALS		RPI 1-25		RPI 26-50		W-L RECORDS		RPI 51-100		RPI 101-150		RPI 150+								
28-23-0		2-5-0		0-1-0		OVERALL		2-5-0		7-2-0		17-10-0								
18-6-0		1-0-0		0-0-0		HOME		1-2-0		3-1-0		13-3-0								
7-16-0		1-5-0		0-0-0		AWAY		0-3-0		2-1-0		4-7-0								
3-1-0		0-0-0		0-1-0		NEUTRAL		1-0-0		2-0-0		0-0-0								
7-12-0		2-5-0		0-1-0		NON-CONFERENCE		0-0-0		1-1-0		4-5-0								
5-1-0		1-0-0		0-0-0		HOME		0-0-0		1-0-0		3-1-0								
2-10-0		1-5-0		0-0-		AWAY		0-0-0		0-1-0		1-4-0								
0-1-0		0-0-0		0-1-0		NEUTRAL		0-0-0		0-0-0		0-0-0								
21-11-0		0-0-0		0-0-0		CONFERENCE		2-5-0		6-1-0		13-5-0								
13-5-0		0-0-0		0-0-0		HOME		1-2-0		2-1-0		10-2-0								
5-6-0		0-0-0		0-0-0		AWAY		0-3-0		2-0-0		3-3-0								
3-0-0		0-0-0		0-0-0		NEUTRAL		1-0-0		2-0-0		0-0-0								
RPI	S	Opponent		Score		RPI	S	Opponent		Score		RPI	S	Opponent		Score				
5	A	Louisville		3	5	38	N	Indiana		5	9	89	A	Wright St.		3	7			
12	A	Georgia Tech		3	6							120	A	Northwestern		1	6			
18	A	Texas A&M		0	4							89	A	Wright St.		2	5			
18	A	Texas A&M		1	3							89	A	Wright St.		3	11			
18	A	Texas A&M		7	2							89	H	Wright St.		3	10			
23	A	Illinois St.		0	4							89	H	Wright St.		1	7			
23	H	Illinois St.		6	1							89	H	Wright St.		6	1			
												89	N	Wright St.		11	6			
												147	A	Milwaukee		10	4			
												147	A	Milwaukee		21	6			
												147	H	Milwaukee		4	2			
												147	H	Milwaukee		4	7			
												147	H	Milwaukee		8	1			
												147	N	Milwaukee		18	10			
												147	N	Milwaukee		6	5			
												174	A	Kennesaw St.		2	9			
												226	A	Northern Ill.		15	10			
												226	H	Northern Ill.		8	3			
												232	A	Georgia St.		5	9			
												238	A	SIUE		4	6			
												238	A	SIUE		2	3			
												271	H	Oakland		3	1			
												271	H	Oakland		4	2			
												271	H	Oakland		7	2			
												271	H	Oakland		7	1			
												271	H	Oakland		2	3			
												271	H	Oakland		1	2			
												278	A	Youngstown St.		5	6			
												278	A	Youngstown St.		3	7			
												278	A	Youngstown St.		8	3			
												278	H	Youngstown St.		13	4			
												278	H	Youngstown St.		10	4			
												278	H	Youngstown St.		4	3			
												279	A	Northern Ky.		20	4			
												279	A	Northern Ky.		6	2			
												279	A	Northern Ky.		2	4			
												278	H	Youngstown St.		13	4			
												278	H	Youngstown St.		10	4			
												278	H	Youngstown St.		4	3			

Non-Div. I Games: Chicago 4 1

UIC

RPI	S	Opponent	Score	
279	A	Northern Ky.	6	2
279	A	Northern Ky.	20	4
279	A	Northern Ky.	2	4
279	H	Northern Ky.	16	2
279	H	Northern Ky.	11	7
279	H	Northern Ky.	6	1
288	H	Chicago St.	7	1
288	H	Chicago St.	4	8
288	H	Chicago St.	5	1

UIC

U
I
C

U
I
C

Average RPI Win:	204	WON-LOST RECORD	WINNING PCT. RANK	LAST 10 GAMES	STRENGTH OF SCHEDULE	OPP. STRENGTH OF SCHEDULE	TEAM RPI	ADJ RPI	CONF. RPI	ADJ CONF. RPI	
DIV. I ONLY	23-18-0	.56098	102	4-6-0	254	244	188	.47977	188	21	21
DIV. I NON-CONF.	12-8-0	.6	91	1-1-0	209	276	104	.5229	104	16	16
TOTALS	RPI 1-25	RPI 26-50	W-L RECORDS		RPI 51-100	RPI 101-150		RPI 150+			
23-18-0	0-0-0	2-0-0	OVERALL		0-3-0	3-3-0		18-12-0			
11-9-0	0-0-0	0-0-0	HOME		0-0-0	1-2-0		10-7-0			
11-9-0	0-0-0	2-0-0	AWAY		0-3-0	2-1-0		7-5-0			
1-0-0	0-0-0	0-0-0	NEUTRAL		0-0-0	0-0-0		1-0-0			
12-8-0	0-0-0	2-0-0	NON-CONFERENCE		0-3-0	2-1-0		8-4-0			
4-1-0	0-0-0	0-0-0	HOME		0-0-0	0-0-0		4-1-0			
7-7-0	0-0-0	2-0-	AWAY		0-3-0	2-1-0		3-3-0			
1-0-0	0-0-0	0-0-0	NEUTRAL		0-0-0	0-0-0		1-0-0			
11-10-0	0-0-0	0-0-0	CONFERENCE		0-0-0	1-2-0		10-8-0			
7-8-0	0-0-0	0-0-0	HOME		0-0-0	1-2-0		6-6-0			
4-2-0	0-0-0	0-0-0	AWAY		0-0-0	0-0-0		4-2-0			
0-0-0	0-0-0	0-0-0	NEUTRAL		0-0-0	0-0-0		0-0-0			
RPI S	Opponent	Score	RPI S	Opponent	Score	RPI S	Opponent	Score	RPI S	Opponent	Score
34	A Duke	3 1	88	A UNC Greensboro	5 6	103	H Harvard	16 12	103	H Harvard	6 8
34	A Duke	7 6	88	A UNC Greensboro	7 10	103	H Harvard	9 12	112	A Winthrop	13 5
									112	A Winthrop	13 4
									112	A Winthrop	1 4
									153	H Yale	5 6
									153	H Yale	0 8
									153	H Yale	7 9
									157	H Columbia	5 2
									157	H Columbia	0 4
									157	H Columbia	13 1
									186	H Seton Hall	5 2
									210	N Lafayette	19 3
									212	A Cornell	6 2
									212	A Cornell	3 4
									212	A Cornell	7 8
									218	A George Washington	4 8
									225	H Saint Joseph's	20 7
									227	H Brown	17 4
									227	H Brown	8 7
									227	H Brown	7 14
									235	H Princeton	1 0
									235	H Princeton	15 9
									235	H Princeton	2 7
									240	H Monmouth	5 8
									254	A La Salle	6 7
LAST 10 GAMES											
157	H Columbia	0 4	212	A Cornell	3 4	235	H Princeton	1 0			
157	H Columbia	5 2	212	A Cornell	6 2	235	H Princeton	15 9			
157	H Columbia	13 1	186	H Seton Hall	5 2	235	H Princeton	2 7			
218	A George Washington	4 8	153	H Yale	0 8	240	H Monmouth	5 8			
212	A Cornell	7 8	153	H Yale	7 9	254	A La Salle	6 7			

Non-Div. I Games:

Penn

RPI	S	Opponent	Score	
261	A	Dartmouth	13	1
261	A	Dartmouth	21	15
261	A	Dartmouth	15	3
273	A	Lehigh	13	2
281	A	Villanova	4	5
291	A	Fairleigh Dickinson	16	2
291	A	Fairleigh Dickinson	8	5
291	H	Fairleigh Dickinson	18	5
291	H	Fairleigh Dickinson	8	4

Penn

P
e
n
n

P
e
n
n

Average RPI Win:	146	WON-LOST	WINNING	LAST 10	STRENGTH OF	OPP. STRENGTH	TEAM	ADJ	CONF.	ADJ CONF.		
Average RPI Loss:	110	RECORD	PCT. RANK	GAMES	SCHEDULE	OF SCHEDULE	RPI	RPI	RPI	RPI		
DIV. I ONLY		22-31-0	.41509	213	2-8-0	132	97	189	.47925	189	10	10
DIV. I NON-CONF.		9-14-0	.3913	203	0-1-0	164	108	197	.47332	197	8	8
<hr/>												
TOTALS	RPI 1-25	RPI 26-50		W-L RECORDS		RPI 51-100		RPI 101-150		RPI 150+		
22-31-0	0-4-0	1-0-0		OVERALL		6-9-0		6-11-0		9-7-0		
13-14-0	0-0-0	0-0-0		HOME		5-5-0		3-5-0		5-4-0		
7-16-0	0-4-0	1-0-0		AWAY		1-4-0		3-5-0		2-3-0		
2-1-0	0-0-0	0-0-0		NEUTRAL		0-0-0		0-1-0		2-0-0		
<hr/>												
9-14-0	0-4-0	1-0-0		NON-CONFERENCE		0-3-0		1-4-0		7-3-0		
5-5-0	0-0-0	0-0-0		HOME		0-1-0		1-2-0		4-2-0		
2-9-0	0-4-0	1-0-		AWAY		0-2-0		0-2-0		1-1-0		
2-0-0	0-0-0	0-0-0		NEUTRAL		0-0-0		0-0-0		2-0-0		
<hr/>												
13-17-0	0-0-0	0-0-0		CONFERENCE		6-6-0		5-7-0		2-4-0		
8-9-0	0-0-0	0-0-0		HOME		5-4-0		2-3-0		1-2-0		
5-7-0	0-0-0	0-0-0		AWAY		1-2-0		3-3-0		1-2-0		
0-1-0	0-0-0	0-0-0		NEUTRAL		0-0-0		0-1-0		0-0-0		
<hr/>												
RPI S	Opponent	Score		RPI S	Opponent	Score		RPI S	Opponent	Score		
13 A	Tennessee	0	6	37 A	Fla. Atlantic	6	3	53 H	Texas St.	3	8	
13 A	Tennessee	0	2					53 H	Texas St.	4	5	
13 A	Tennessee	0	3					53 H	Texas St.	3	0	
16 A	Miami (FL)	1	6					54 A	Wake Forest	4	5	
								54 H	Wake Forest	6	10	
								60 A	Coastal Caro.	18	6	
								60 A	Coastal Caro.	6	9	
								60 A	Coastal Caro.	3	19	
								71 H	Ga. Southern	2	6	
								71 H	Ga. Southern	9	5	
								71 H	Ga. Southern	0	3	
								82 A	South Carolina	1	3	
								94 H	UT Arlington	9	7	
								94 H	UT Arlington	6	0	
								94 H	UT Arlington	8	4	
				LAST 10 GAMES								
				132 N	Louisiana	2	6	104 H	South Alabama	4	5	
				60 A	Coastal Caro.	6	9	104 H	South Alabama	6	13	
				60 A	Coastal Caro.	18	6	104 H	South Alabama	1	4	
				60 A	Coastal Caro.	3	19	167 A	Arkansas St.	7	4	
				257 H	UNC Asheville	7	13	167 A	Arkansas St.	8	27	
								173 A	Furman	5	6	
								173 N	Furman	14	0	
								207 H	Western Caro.	6	3	
								228 H	Manhattan	4	5	
								228 H	Manhattan	5	2	
								228 H	Manhattan	14	5	

Non-Div. I Games:

Appalachian St.

RPI	S	Opponent	Score	
232	H	Georgia St.	6	17
232	H	Georgia St.	9	3
232	H	Georgia St.	0	2
257	A	UNC Asheville	8	2
257	H	UNC Asheville	7	13
269	H	N.C. Central	13	0

Appalachian St.

A
P
P
a
l
a
c
h
i
a
n
S
t
.

A
P
P
a
l
a
c
h
i
a
n
S
t
.

Rutgers

RPI	S	Opponent	Score	
234	A	USC Upstate	4	13
234	A	USC Upstate	8	7
240	H	Monmouth	2	1
242	N	Butler	3	2
248	H	Wagner	11	10
281	H	Villanova	3	4
284	H	Iona	7	3
285	H	Rider	5	4
288	N	Chicago St.	6	2

Rutgers

R
u
t
g
e
r
s

R
u
t
g
e
r
s

[illegible]

Non-Div. I Games:

Penn St.

Average RPI Win:	185	WON-LOST RECORD	WINNING PCT. RANK	LAST 10 GAMES		STRENGTH OF SCHEDULE	OPP. STRENGTH OF SCHEDULE	TEAM RPI	ADJ RPI	CONF. RPI	ADJ CONF. RPI	
DIV. I ONLY		26-28-0	.48148	168	4-6-0	178	178	192	.47875	192	12	12
DIV. I NON-CONF.		13-9-0	.59091	97	1-0-0	191	259	148	.4948	148	13	13
<hr/>												
TOTALS	RPI 1-25	RPI 26-50		W-L RECORDS		RPI 51-100		RPI 101-150		RPI 150+		
26-28-0	0-1-0	0-1-0		OVERALL		2-5-0		2-9-0		22-12-0		
19-11-0	0-0-0	0-0-0		HOME		0-2-0		1-3-0		18-6-0		
6-15-0	0-1-0	0-0-0		AWAY		2-3-0		1-6-0		3-5-0		
1-2-0	0-0-0	0-1-0		NEUTRAL		0-0-0		0-0-0		1-1-0		
13-9-0	0-1-0	0-1-0		NON-CONFERENCE		1-1-0		0-2-0		12-4-0		
11-3-0	0-0-0	0-0-0		HOME		0-1-0		0-1-0		11-1-0		
1-4-0	0-1-0	0-0-		AWAY		1-0-0		0-1-0		0-2-0		
1-2-0	0-0-0	0-1-0		NEUTRAL		0-0-0		0-0-0		1-1-0		
13-19-0	0-0-0	0-0-0		CONFERENCE		1-4-0		2-7-0		10-8-0		
8-8-0	0-0-0	0-0-0		HOME		0-1-0		1-2-0		7-5-0		
5-11-0	0-0-0	0-0-0		AWAY		1-3-0		1-5-0		3-3-0		
0-0-0	0-0-0	0-0-0		NEUTRAL		0-0-0		0-0-0		0-0-0		
RPI S	Opponent	Score	RPI S	Opponent	Score	RPI S	Opponent	Score	RPI S	Opponent	Score	
21 A	LSU	4 5	43 N	Southern Miss.	0 5	84 A	Southeastern La.	1 3	104 A	South Alabama	3 6	
						84 A	Southeastern La.	4 1	108 H	Incarnate Word	4 6	
						84 H	Southeastern La.	1 11	108 H	Incarnate Word	7 3	
						90 A	McNeese	4 5	108 H	Incarnate Word	4 7	
						90 A	McNeese	6 7	121 A	Northwestern St.	2 3	
						98 A	Tulane	5 3	121 A	Northwestern St.	7 9	
						98 H	Tulane	4 7	121 A	Northwestern St.	1 7	
									129 A	Central Ark.	3 4	
									129 A	Central Ark.	0 5	
									129 A	Central Ark.	2 1	
									132 H	Louisiana	1 3	
									158 H	New Orleans	3 2	
									158 H	New Orleans	2 3	
									158 H	New Orleans	9 1	
									159 H	A&M-Corpus Christi	6 3	
									159 H	A&M-Corpus Christi	3 4	
									159 H	A&M-Corpus Christi	5 3	
									166 H	Southern Ill.	7 3	
									166 H	Southern Ill.	3 2	
									166 H	Southern Ill.	5 6	
									176 H	SFA	1 5	
									176 H	SFA	6 3	
									176 H	SFA	13 7	
									182 H	San Jose St.	10 7	
									182 H	San Jose St.	6 5	
									182 H	San Jose St.	3 2	
									184 N	Holy Cross	11 2	
<hr/>												
LAST 10 GAMES												
			200 A	Abilene Christian	2 6			176 H	SFA	1 5		
			200 A	Abilene Christian	4 5			98 A	Tulane	5 3		
			200 A	Abilene Christian	8 10			220 H	Houston Baptist	3 6		
			176 H	SFA	13 7			220 H	Houston Baptist	4 3		
			176 H	SFA	6 3			220 H	Houston Baptist	7 11		

Non-Div. I Games:	LSU-Alexandria	3	0
-------------------	----------------	---	---

Nicholls St.

Nicholls St.

Average RPI Win: 164		WON-LOST	WINNING	LAST 10	STRENGTH OF		OPP. STRENGTH	TEAM	ADJ	CONF.	ADJ CONF.
Average RPI Loss: 76		RECORD	PCT. RANK	GAMES	SCHEDULE		OF SCHEDULE	RPI	RPI	RPI	RPI
DIV. I ONLY		21-34-0	.38182	232	4-6-0		101	67	193	.47824	193
DIV. I NON-CONF.		13-12-0	.52	135	1-1-0		275	269	235	.44938	235
TOTALS		RPI 1-25	RPI 26-50		W-L RECORDS		RPI 51-100		RPI 101-150		RPI 150+
21-34-0		4-10-0	1-8-0		OVERALL		2-5-0		1-6-0		13-5-0
12-14-0		3-4-0	0-0-0		HOME		2-4-0		1-3-0		6-3-0
4-16-0		1-6-0	1-8-0		AWAY		0-0-0		0-1-0		2-1-0
5-4-0		0-0-0	0-0-0		NEUTRAL		0-1-0		0-2-0		5-1-0
13-12-0		0-2-0	0-0-0		NON-CONFERENCE		0-1-0		0-4-0		13-5-0
6-5-0		0-1-0	0-0-0		HOME		0-0-0		0-1-0		6-3-0
2-3-0		0-1-0	0-0-0		AWAY		0-0-0		0-1-0		2-1-0
5-4-0		0-0-0	0-0-0		NEUTRAL		0-1-0		0-2-0		5-1-0
8-22-0		4-8-0	1-8-0		CONFERENCE		2-4-0		1-2-0		0-0-0
6-9-0		3-3-0	0-0-0		HOME		2-4-0		1-2-0		0-0-0
2-13-0		1-5-0	1-8-0		AWAY		0-0-0		0-0-0		0-0-0
0-0-0		0-0-0	0-0-0		NEUTRAL		0-0-0		0-0-0		0-0-0
RPI S	Opponent	Score	RPI S	Opponent	Score	RPI S	Opponent	Score	RPI S	Opponent	Score
12 A	Georgia Tech	0 2	32 A	Florida St.	6 15	54 H	Wake Forest	8 20	101 H	Notre Dame	4 2
12 A	Georgia Tech	7 12	32 A	Florida St.	10 0	54 H	Wake Forest	8 3	101 H	Notre Dame	1 4
12 A	Georgia Tech	9 3	32 A	Florida St.	6 12	54 H	Wake Forest	6 7	101 H	Notre Dame	0 9
14 H	North Carolina	6 10	34 A	Duke	0 2	62 N	Central Mich.	3 4	106 N	Iowa	1 10
14 H	North Carolina	7 3	34 A	Duke	5 6	65 H	Virginia Tech	1 16	143 A	Kent St.	8 9
14 H	North Carolina	7 1	34 A	Duke	9 10	65 H	Virginia Tech	4 11	143 H	Kent St.	4 6
15 A	West Virginia	4 5	49 A	Virginia	5 7	65 H	Virginia Tech	1 0	147 N	Milwaukee	8 9
15 H	West Virginia	4 9	49 A	Virginia	3 13				152 H	Presbyterian	2 1
16 H	Miami (FL)	11 10	49 A	Virginia	2 5				152 H	Presbyterian	7 9
16 H	Miami (FL)	10 13							152 H	Presbyterian	7 5
16 H	Miami (FL)	3 5							178 N	Marshall	2 7
22 A	NC State	5 6							191 A	Penn St.	7 2
22 A	NC State	3 21							191 H	Penn St.	3 7
22 A	NC State	3 4							206 N	Hofstra	1 0
									223 H	Western Mich.	14 3
									234 A	USC Upstate	6 3
									242 N	Butler	4 3
									278 A	Youngstown St.	2 3
									278 H	Youngstown St.	2 4
									278 H	Youngstown St.	16 6
									281 N	Villanova	7 2
									282 N	Bucknell	8 2
									296 H	UMES	11 0
									296 H	UMES	26 2
									299 N	Saint Peter's	17 7
			LAST 10 GAMES								
			12 A	Georgia Tech	9 3	14 H	North Carolina	7 3			
			12 A	Georgia Tech	0 2	14 H	North Carolina	7 1			
			12 A	Georgia Tech	7 12	223 H	Western Mich.	14 3			
			15 H	West Virginia	4 9	32 A	Florida St.	6 12			
			14 H	North Carolina	6 10	32 A	Florida St.	6 15			

Non-Div. I Games:

Pittsburgh

Average RPI Win: 231		WON-LOST RECORD		WINNING PCT. RANK		LAST 10 GAMES		STRENGTH OF SCHEDULE		OPP. STRENGTH OF SCHEDULE		TEAM RPI		ADJ RPI		CONF. RPI		ADJ CONF. RPI					
DIV. I ONLY		29-24-0		.54717 114		6-4-0		253		248		194		.47751 194		30		30					
DIV. I NON-CONF.		12-14-0		.46154 165		0		136		221		152		.49404 152		31		31					
TOTALS		RPI 1-25		RPI 26-50		W-L RECORDS		RPI 51-100		RPI 101-150		RPI 150+											
29-24-0		0-2-0		1-2-0		OVERALL		4-2-0		0-4-0		24-14-0											
12-10-0		0-0-0		0-0-0		HOME		0-0-0		0-2-0		12-8-0											
13-11-0		0-1-0		1-2-0		AWAY		3-2-0		0-2-0		9-4-0											
4-3-0		0-1-0		0-0-0		NEUTRAL		1-0-0		0-0-0		3-2-0											
12-14-0		0-2-0		1-2-0		NON-CONFERENCE		4-2-0		0-4-0		7-4-0											
5-5-0		0-0-0		0-0-0		HOME		0-0-0		0-2-0		5-3-0											
4-8-0		0-1-0		1-0-		AWAY		3-2-0		0-2-0		0-1-0											
3-1-0		0-1-0		0-0-0		NEUTRAL		1-0-0		0-0-0		2-0-0											
17-10-0		0-0-0		0-0-0		CONFERENCE		0-0-0		0-0-0		17-10-0											
7-5-0		0-0-0		0-0-0		HOME		0-0-0		0-0-0		7-5-0											
9-3-0		0-0-0		0-0-0		AWAY		0-0-0		0-0-0		9-3-0											
1-2-0		0-0-0		0-0-0		NEUTRAL		0-0-0		0-0-0		1-2-0											
RPI	S	Opponent		Score		RPI	S	Opponent		Score		RPI	S	Opponent		Score							
14	A	North Carolina		1	2	42	A	Liberty		1	5	82	A	South Carolina		2	0	138	A	High Point		2	3
22	N	NC State		3	12	42	A	Liberty		8	2	88	N	UNC Greensboro		8	5	138	H	High Point		1	8
						42	A	Liberty		0	3	92	A	Col. of Charleston		4	5	146	A	Davidson		10	12
												92	A	Col. of Charleston		1	8	146	H	Davidson		0	8
												92	A	Col. of Charleston		2	0	160	H	Marist		4	8
												99	A	Elon		3	2	160	H	Marist		9	8
																		160	H	Marist		1	7
																		234	A	USC Upstate		3	4
																		234	H	USC Upstate		1	2
																		236	A	Florida A&M		15	3
																		236	A	Florida A&M		0	9
																		236	A	Florida A&M		5	2
																		236	H	Florida A&M		7	9
																		236	H	Florida A&M		9	2
																		236	H	Florida A&M		5	4
																		236	N	Florida A&M		2	6
																		256	H	Valparaiso		11	4
																		263	N	Norfolk St.		2	4
																		265	A	Bethune-Cookman		8	7
																		265	A	Bethune-Cookman		7	2
																		265	A	Bethune-Cookman		3	0
																		265	H	Bethune-Cookman		5	3
																		265	H	Bethune-Cookman		7	4
																		265	H	Bethune-Cookman		2	13
																		269	A	N.C. Central		7	4
																		269	A	N.C. Central		10	3
																		269	A	N.C. Central		3	4
LAST 10 GAMES				LAST 10 GAMES				LAST 10 GAMES				LAST 10 GAMES											
				236	N	Florida A&M	2	6	236	H	Florida A&M	7	9	265	H	Bethune-Cookman	7	4					
				263	N	Norfolk St.	2	4	269	H	N.C. Central	9	2	265	H	Bethune-Cookman	2	13					
				283	N	Savannah St.	5	4	283	A	Savannah St.	8	3	269	A	N.C. Central	7	4					
				236	H	Florida A&M	9	2	283	A	Savannah St.	1	2	269	A	N.C. Central	10	3					
				236	H	Florida A&M	5	4	283	A	Savannah St.	5	1	269	A	N.C. Central	3	4					

Non-Div. I Games:

N.C. A&T

RPI	S	Opponent	Score	
269	H	N.C. Central	6	4
269	H	N.C. Central	9	2
269	H	N.C. Central	4	6
279	N	Northern Ky.	4	3
279	N	Northern Ky.	3	0
280	H	Niagara	6	0
280	H	Niagara	4	3
280	H	Niagara	6	2
283	A	Savannah St.	1	2
283	A	Savannah St.	5	1
283	A	Savannah St.	8	3
283	H	Savannah St.	4	10
283	H	Savannah St.	6	5
283	H	Savannah St.	2	3
283	N	Savannah St.	5	4

N.C. A&T

N
.
C
.
A
&
T

N
.
C
.
A
&
T

Average RPI Win: 246		WON-LOST RECORD		WINNING PCT. RANK		LAST 10 GAMES		STRENGTH OF SCHEDULE		OPP. STRENGTH OF SCHEDULE		TEAM RPI		ADJ RPI		CONF. RPI		ADJ CONF. RPI		
DIV. I ONLY		31-24-1		.5625 98		4-6-0		279		242		195		.47716 195		27		27		
DIV. I NON-CONF.		8-13-1		.38636 207		0-3-0		287		69		228		.45397 228		28		28		
TOTALS		RPI 1-25		RPI 26-50		W-L RECORDS		RPI 51-100		RPI 101-150		RPI 150+								
31-24-1		0-3-0		0-2-0		OVERALL		1-5-0		0-0-0		30-14-1								
11-7-0		0-1-0		0-1-0		HOME		0-1-0		0-0-0		11-4-0								
17-15-1		0-2-0		0-0-0		AWAY		1-4-0		0-0-0		16-9-1								
3-2-0		0-0-0		0-1-0		NEUTRAL		0-0-0		0-0-0		3-1-0								
8-13-1		0-3-0		0-2-0		NON-CONFERENCE		1-5-0		0-0-0		7-3-1								
0-3-0		0-1-0		0-1-0		HOME		0-1-0		0-0-0		0-0-0								
8-9-1		0-2-0		0-0-		AWAY		1-4-0		0-0-0		7-3-1								
0-1-0		0-0-0		0-1-0		NEUTRAL		0-0-0		0-0-0		0-0-0								
23-11-0		0-0-0		0-0-0		CONFERENCE		0-0-0		0-0-0		23-11-0								
11-4-0		0-0-0		0-0-0		HOME		0-0-0		0-0-0		11-4-0								
9-6-0		0-0-0		0-0-0		AWAY		0-0-0		0-0-0		9-6-0								
3-1-0		0-0-0		0-0-0		NEUTRAL		0-0-0		0-0-0		3-1-0								
RPI	S	Opponent		Score		RPI	S	Opponent		Score		RPI	S	Opponent		Score				
2	A	UCLA		2	5	33	N	Baylor		6	24	77	A	Southern California		5	6	181	A South Dakota St.	11 7
20	A	Creighton		2	13	40	H	Nebraska		5	8	77	A	Southern California		0	11	181	A South Dakota St.	9 4
20	H	Creighton		2	6							77	A	Southern California		12	9	181	A South Dakota St.	12 10
												83	A	Wichita St.		2	12	181	H South Dakota St.	0 3
												97	A	Kansas St.		2	7	181	H South Dakota St.	4 6
												97	H	Kansas St.		2	9	181	H South Dakota St.	5 2
														197 A Oral Roberts		7	10			
														197 A Oral Roberts		7	8			
														197 A Oral Roberts		4	2			
														197 H Oral Roberts		8	9			
														197 H Oral Roberts		9	13			
														197 H Oral Roberts		13	3			
														197 N Oral Roberts		0	6			
														197 N Oral Roberts		4	0			
														197 N Oral Roberts		3	2			
														255 A Western Ill.		5	8			
														255 A Western Ill.		0	5			
														255 A Western Ill.		4	3			
														255 H Western Ill.		8	2			
														255 H Western Ill.		4	3			
														255 H Western Ill.		15	5			
														255 N Western Ill.		15	9			
														262 A North Dakota St.		1	2			
														262 A North Dakota St.		2	3			
														262 A North Dakota St.		3	2			
														262 H North Dakota St.		4	1			
														262 H North Dakota St.		7	6			
LAST 10 GAMES																				
33	N	Baylor		6	24	255	N	Western Ill.		15	9	262	A	North Dakota St.		1	2			
2	A	UCLA		2	5	197	H	Oral Roberts		9	13	262	A	North Dakota St.		2	3			
197	N	Oral Roberts		4	0	197	H	Oral Roberts		8	9	262	A	North Dakota St.		3	2			
197	N	Oral Roberts		0	6	197	H	Oral Roberts		13	3	262	H	North Dakota St.		4	1			
197	N	Oral Roberts		3	2	20	A	Creighton		2	13	262	H	North Dakota St.		7	6			

Non-Div. I Games:

Omaha

RPI	S	Opponent	Score	
262	H	North Dakota St.	3	0
276	A	Santa Clara	4	2
276	A	Santa Clara	7	4
276	A	Santa Clara	2	0
276	A	Santa Clara	2	0
277	A	Seattle U	6	8
277	A	Seattle U	0	12
277	A	Seattle U	3	2
277	A	Seattle U	10	8
283	A	Savannah St.	2	0
283	A	Savannah St.	3	3
283	A	Savannah St.	4	5
298	A	Purdue Fort Wayne	13	2
298	A	Purdue Fort Wayne	5	0
298	A	Purdue Fort Wayne	4	2
298	H	Purdue Fort Wayne	26	0
298	H	Purdue Fort Wayne	11	4
298	H	Purdue Fort Wayne	6	1

Omaha

O
m
a
h
a

O
m
a
h
a

[illegible]

Non-Div. I Games:	Kentucky St.	9	3
-------------------	--------------	---	---

Eastern Ky.

RPI	S	Opponent	Score	
238	A	SIUE	2	5
238	A	SIUE	9	1
259	A	Southeast Mo. St.	6	3
259	A	Southeast Mo. St.	2	3
259	A	Southeast Mo. St.	7	5
271	H	Oakland	16	10
271	H	Oakland	2	1
271	H	Oakland	11	6
279	A	Northern Ky.	17	2
279	N	Northern Ky.	11	8
293	N	Prairie View	11	1
296	H	UMES	16	1
296	H	UMES	5	1
296	N	UMES	27	8
296	N	UMES	6	4

Eastern Ky.

E
a
s
t
e
r
n
K
y
.

E
a
s
t
e
r
n
K
y
.

Average RPI Win:		214	WON-LOST RECORD		WINNING PCT. RANK		LAST 10 GAMES		STRENGTH OF SCHEDULE		OPP. STRENGTH OF SCHEDULE		TEAM RPI		ADJ RPI		CONF. RPI		ADJ CONF. RPI	
DIV. I ONLY			29-26-0		.52727 132		6-4-0		218		255		197		.47613 197		27		27	
DIV. I NON-CONF.			9-12-0		.42857 188		0-1-0		92		43		173		.4848 173		28		28	
TOTALS		RPI 1-25		RPI 26-50		W-L RECORDS		RPI 51-100		RPI 101-150		RPI 150+								
29-26-0		0-1-0		2-4-0		OVERALL		1-3-0		0-2-0		26-16-0								
17-11-0		0-0-0		1-3-0		HOME		1-1-0		0-0-0		15-7-0								
9-11-0		0-1-0		1-0-0		AWAY		0-2-0		0-1-0		8-7-0								
3-4-0		0-0-0		0-1-0		NEUTRAL		0-0-0		0-1-0		3-2-0								
9-12-0		0-1-0		2-4-0		NON-CONFERENCE		1-3-0		0-2-0		6-2-0								
8-5-0		0-0-0		1-3-0		HOME		1-1-0		0-0-0		6-1-0								
1-5-0		0-1-0		1-0-		AWAY		0-2-0		0-1-0		0-1-0								
0-2-0		0-0-0		0-1-0		NEUTRAL		0-0-0		0-1-0		0-0-0								
20-14-0		0-0-0		0-0-0		CONFERENCE		0-0-0		0-0-0		20-14-0								
9-6-0		0-0-0		0-0-0		HOME		0-0-0		0-0-0		9-6-0								
8-6-0		0-0-0		0-0-0		AWAY		0-0-0		0-0-0		8-6-0								
3-2-0		0-0-0		0-0-0		NEUTRAL		0-0-0		0-0-0		3-2-0								
RPI	S	Opponent		Score		RPI	S	Opponent		Score		RPI	S	Opponent		Score				
9	A	Arkansas		8	15	26	H	DBU		6	13	83	A	Wichita St.		2	8			
						26	H	DBU		2	6	83	H	Wichita St.		2	4			
						26	H	DBU		8	13	96	A	Little Rock		5	6			
						46	A	Oklahoma		4	2	96	H	Little Rock		4	3			
						46	H	Oklahoma		3	2									
						47	N	BYU		3	8									

Non-Div. I Games:

Oral Roberts

M
u
r
r
a
y
s
t
e

Murray St.

RPI	S	Opponent	Score	
203	N	Belmont	1	8
222	A	Middle Tenn.	5	8
222	H	Middle Tenn.	12	6
237	A	Tennessee Tech	4	10
237	A	Tennessee Tech	14	7
237	A	Tennessee Tech	7	3
238	A	SIUE	9	11
238	A	SIUE	6	11
238	A	SIUE	7	4
259	H	Southeast Mo. St.	6	5
259	H	Southeast Mo. St.	9	5
259	H	Southeast Mo. St.	2	4

Murray St.

M
u
r
r
a
y
S
t
.

M
u
r
r
a
y
S
t
.

Average RPI Win: 220		WON-LOST RECORD	WINNING PCT. RANK	LAST 10 GAMES	STRENGTH OF SCHEDULE	OPP. STRENGTH OF SCHEDULE	TEAM RPI	ADJ RPI	CONF. RPI	ADJ CONF. RPI	
Average RPI Loss: 144											
DIV. I ONLY		24-29-0	.45283 190	2-8-0	247	230	199	.47508 199	29	29	
DIV. I NON-CONF.		6-19-0	.24 264	0-3-0	180	63	214	.46337 213	27	27	
<hr/>											
TOTALS		RPI 1-25		RPI 26-50		W-L RECORDS		RPI 51-100		RPI 101-150	RPI 150+
24-29-0		0-1-0		0-7-0		OVERALL		1-2-0		2-6-0	21-13-0
10-3-0		0-0-0		0-0-0		HOME		0-0-0		1-0-0	9-3-0
14-23-0		0-1-0		0-7-0		AWAY		1-2-0		1-6-0	12-7-0
0-3-0		0-0-0		0-0-0		NEUTRAL		0-0-0		0-0-0	0-3-0
6-19-0		0-1-0		0-7-0		NON-CONFERENCE		1-2-0		2-6-0	3-3-0
1-0-0		0-0-0		0-0-0		HOME		0-0-0		1-0-0	0-0-0
5-19-0		0-1-0		0-0-		AWAY		1-2-0		1-6-0	3-3-0
0-0-0		0-0-0		0-0-0		NEUTRAL		0-0-0		0-0-0	0-0-0
18-10-0		0-0-0		0-0-0		CONFERENCE		0-0-0		0-0-0	18-10-0
9-3-0		0-0-0		0-0-0		HOME		0-0-0		0-0-0	9-3-0
9-4-0		0-0-0		0-0-0		AWAY		0-0-0		0-0-0	9-4-0
0-3-0		0-0-0		0-0-0		NEUTRAL		0-0-0		0-0-0	0-3-0
RPI S	Opponent	Score		RPI S	Opponent	Score		RPI S	Opponent	Score	
15 A	West Virginia	4	5	38 A	Indiana	6	18	89 A	Wright St.	2	3
				38 A	Indiana	5	16	97 A	Kansas St.	5	6
				38 A	Indiana	2	5	97 A	Kansas St.	15	3
				38 A	Indiana	1	12				
				50 A	Kentucky	3	4				
				50 A	Kentucky	3	12				
				50 A	Kentucky	2	10				

Non-Div. I Games:

Canisius

RPI	S	Opponent	Score	
240	H	Monmouth	3	2
246	H	Siena	14	12
246	H	Siena	5	4
246	H	Siena	4	3
269	A	N.C. Central	2	5
269	A	N.C. Central	8	3
269	A	N.C. Central	0	9
280	A	Niagara	10	4
280	A	Niagara	14	4
280	A	Niagara	2	3
280	A	Niagara	9	0
280	N	Niagara	5	6
299	H	Saint Peter's	6	3
299	H	Saint Peter's	10	5
299	H	Saint Peter's	7	5

Canisius

C
a
n
i
s
i
u
s

C
a
n
i
s
i
u
s

Average RPI Win:		184	WON-LOST RECORD		WINNING PCT. RANK		LAST 10 GAMES		STRENGTH OF SCHEDULE		OPP. STRENGTH OF SCHEDULE		TEAM RPI		ADJ RPI		CONF. RPI		ADJ CONF. RPI	
DIV. I ONLY			23-26-0		.46939 181		4-6-0		165		173		200		.47444 200		12		12	
DIV. I NON-CONF.			10-9-0		.52632 133		0-1-0		217		250		210		.46465 210		13		13	
TOTALS		RPI 1-25		RPI 26-50		W-L RECORDS		RPI 51-100		RPI 101-150		RPI 150+								
23-26-0		0-1-0		0-1-0		OVERALL		3-10-0		4-5-0		16-9-0								
19-11-0		0-0-0		0-0-0		HOME		2-6-0		4-2-0		13-3-0								
4-15-0		0-1-0		0-1-0		AWAY		1-4-0		0-3-0		3-6-0								
0-0-0		0-0-0		0-0-0		NEUTRAL		0-0-0		0-0-0		0-0-0								
10-9-0		0-1-0		0-1-0		NON-CONFERENCE		2-5-0		0-0-0		8-2-0								
9-6-0		0-0-0		0-0-0		HOME		1-4-0		0-0-0		8-2-0								
1-3-0		0-1-0		0-0-		AWAY		1-1-0		0-0-0		0-0-0								
0-0-0		0-0-0		0-0-0		NEUTRAL		0-0-0		0-0-0		0-0-0								
13-17-0		0-0-0		0-0-0		CONFERENCE		1-5-0		4-5-0		8-7-0								
10-5-0		0-0-0		0-0-0		HOME		1-2-0		4-2-0		5-1-0								
3-12-0		0-0-0		0-0-0		AWAY		0-3-0		0-3-0		3-6-0								
0-0-0		0-0-0		0-0-0		NEUTRAL		0-0-0		0-0-0		0-0-0								
RPI	S	Opponent		Score		RPI	S	Opponent		Score		RPI	S	Opponent		Score				
18	A	Texas A&M		3	9	33	A	Baylor		3	6	55	A	TCU		4	12			
												55	H	TCU		6	11			
												84	A	Southeastern La.		9	12			
												84	A	Southeastern La.		3	8			
												84	A	Southeastern La.		1	14			
												87	H	Bryant		7	8			
												87	H	Bryant		8	6			
												87	H	Bryant		1	11			
												90	H	McNeese		4	10			
												90	H	McNeese		6	7			
												90	H	McNeese		9	3			
												94	A	UT Arlington		4	2			
												94	H	UT Arlington		0	2			

Non-Div. I Games: Arlington Baptist 11 0 Tex. Permian Basin 13 6 Tex. Permian Basin 6 5 Abilene Christian

RPI	S	Opponent	Score	
230	H	Grambling	7	4
230	H	Grambling	23	5
230	H	Grambling	7	8
287	H	Eastern Mich.	5	6
292	H	Ark.-Pine Bluff	16	7
292	H	Ark.-Pine Bluff	9	7
292	H	Ark.-Pine Bluff	5	4

Abilene Christian

A
b
i
l
e
n
e
C
h
r
i
s
t
i
a
n

A
b
i
l
e
n
e
C
h
r
i
s
t
i
a
n

CSUN

Average RPI Win:	170	WON-LOST	WINNING	LAST 10	STRENGTH OF	OPP. STRENGTH	TEAM	ADJ	CONF.	ADJ CONF.		
Average RPI Loss:	107	RECORD	PCT. RANK	GAMES	SCHEDULE	OF SCHEDULE	RPI	RPI	RPI	RPI		
DIV. I ONLY		23-32-0	.41818	210	4-6-0	155	109	201	.47386	201	14	14
DIV. I NON-CONF.		14-17-0	.45161	176	1-3-0	146	44	163	.48905	163	12	12
<hr/>												
TOTALS	RPI 1-25	RPI 26-50		W-L RECORDS		RPI 51-100		RPI 101-150		RPI 150+		
23-32-0	1-7-0	0-0-0		OVERALL		5-8-0		5-11-0		12-6-0		
16-14-0	1-6-0	0-0-0		HOME		5-4-0		2-3-0		8-1-0		
7-18-0	0-1-0	0-0-0		AWAY		0-4-0		3-8-0		4-5-0		
0-0-0	0-0-0	0-0-0		NEUTRAL		0-0-0		0-0-0		0-0-0		
14-17-0	1-4-0	0-0-0		NON-CONFERENCE		5-5-0		4-6-0		4-2-0		
10-8-0	1-3-0	0-0-0		HOME		5-4-0		1-1-0		3-0-0		
4-9-0	0-1-0	0-0-		AWAY		0-1-0		3-5-0		1-2-0		
0-0-0	0-0-0	0-0-0		NEUTRAL		0-0-0		0-0-0		0-0-0		
9-15-0	0-3-0	0-0-0		CONFERENCE		0-3-0		1-5-0		8-4-0		
6-6-0	0-3-0	0-0-0		HOME		0-0-0		1-2-0		5-1-0		
3-9-0	0-0-0	0-0-0		AWAY		0-3-0		0-3-0		3-3-0		
0-0-0	0-0-0	0-0-0		NEUTRAL		0-0-0		0-0-0		0-0-0		
RPI	S	Opponent	Score	RPI	S	Opponent	Score	RPI	S	Opponent	Score	
2	A	UCLA	1 10					106	A	Iowa	4 5	
2	H	UCLA	3 4					106	A	Iowa	8 5	
19	H	Michigan	2 4					106	A	Iowa	1 3	
19	H	Michigan	1 2					113	H	St. John's (NY)	11 9	
19	H	Michigan	5 2					115	H	Cal St. Fullerton	1 0	
25	H	UC Santa Barbara	7 16					115	H	Cal St. Fullerton	10 13	
25	H	UC Santa Barbara	2 4					115	H	Cal St. Fullerton	2 9	
25	H	UC Santa Barbara	3 5					124	A	California Baptist	7 4	
								124	H	California Baptist	3 4	
								125	A	San Francisco	3 6	
								125	A	San Francisco	10 9	
								125	A	San Francisco	2 6	
								126	A	UNLV	5 6	
								127	A	Cal Poly	2 4	
								127	A	Cal Poly	1 3	
								127	A	Cal Poly	1 2	
								216	H	UC Riverside	25 1	
								216	H	UC Riverside	14 5	
								216	H	UC Riverside	11 6	
								221	A	Washington St.	1 10	
								221	A	Washington St.	5 1	
								221	A	Washington St.	1 3	
								229	A	Long Beach St.	3 2	
								229	A	Long Beach St.	4 7	
								229	A	Long Beach St.	5 6	
								239	A	UC Davis	4 11	
								239	A	UC Davis	5 4	
								239	A	UC Davis	5 4	
								239	A	UC Davis	5 4	
								239	A	UC Davis	5 4	
								239	A	UC Davis	5 4	
								239	A	UC Davis	5 4	
								239	A	UC Davis	5 4	
								239	A	UC Davis	5 4	
								239	A	UC Davis	5 4	
								239	A	UC Davis	5 4	
								239	A	UC Davis	5 4	
								239	A	UC Davis	5 4	
								239	A	UC Davis	5 4	
								239	A	UC Davis	5 4	
								239	A	UC Davis	5 4	
								239	A	UC Davis	5 4	
								239	A	UC Davis	5 4	
								239	A	UC Davis	5 4	
								239	A	UC Davis	5 4	
								239	A	UC Davis	5 4	
								239	A	UC Davis	5 4	
								239	A	UC Davis	5 4	
								239	A	UC Davis	5 4	
								239	A	UC Davis	5 4	
								239	A	UC Davis	5 4	
								239	A	UC Davis	5 4	
								239	A	UC Davis	5 4	
								239	A	UC Davis	5 4	
								239	A	UC Davis	5 4	
								239	A	UC Davis	5 4	
								239	A	UC Davis	5 4	
								239	A	UC Davis	5 4	
								239	A	UC Davis	5 4	
								239	A	UC Davis	5 4	
								239	A	UC Davis	5 4	
								239	A	UC Davis	5 4	
								239	A	UC Davis	5 4	
								239	A	UC Davis	5 4	
								239	A	UC Davis	5 4	
								239	A	UC Davis	5 4	
								239	A	UC Davis	5 4	
								239				

Non-Div. I Games:

CSUN

RPI	S	Opponent	Score	
239	A	UC Davis	8	2
243	H	Hawaii	3	4
243	H	Hawaii	10	2
243	H	Hawaii	6	3
276	H	Santa Clara	7	2
276	H	Santa Clara	2	0
276	H	Santa Clara	14	8

CSUN

C
S
U
N

C
S
U
N

U
T
M
a
r
t
i
n

UT Martin

RPI	S	Opponent	Score	
237	H	Tennessee Tech	8	1
238	A	SIUE	0	6
238	A	SIUE	5	8
238	A	SIUE	2	3
241	N	North Ala.	1	0
241	N	North Ala.	6	7
241	N	North Ala.	1	0
259	A	Southeast Mo. St.	1	0
259	A	Southeast Mo. St.	3	0
259	A	Southeast Mo. St.	1	4
290	A	Alabama A&M	12	3
290	H	Alabama A&M	8	3

UT Martin

U
T
M
a
r
t
i
n

U
T
M
a
r
t
i
n

Average RPI Win: 191		WON-LOST	WINNING	LAST 10	STRENGTH OF		OPP. STRENGTH	TEAM	ADJ		CONF.	ADJ CONF.
Average RPI Loss: 148		RECORD	PCT. RANK	GAMES	SCHEDULE		OF SCHEDULE	RPI	RPI		RPI	RPI
DIV. I ONLY		27-30-0	.47368	175	4-6-0		189	179	204		.47268	203
DIV. I NON-CONF.		8-16-0	.33333	224	2-2-0		230	126	268		.42431	268
TOTALS		RPI 1-25	RPI 26-50		W-L RECORDS		RPI 51-100		RPI 101-150		RPI 150+	
27-30-0		0-5-0	0-0-0		OVERALL		4-4-0		2-4-0		21-17-0	
16-17-0		0-3-0	0-0-0		HOME		3-1-0		1-2-0		12-11-0	
10-10-0		0-1-0	0-0-0		AWAY		1-2-0		1-2-0		8-5-0	
1-3-0		0-1-0	0-0-0		NEUTRAL		0-1-0		0-0-0		1-1-0	
8-16-0		0-5-0	0-0-0		NON-CONFERENCE		1-0-0		1-2-0		6-9-0	
6-12-0		0-3-0	0-0-0		HOME		1-0-0		1-2-0		4-7-0	
2-3-0		0-1-0	0-0-0		AWAY		0-0-0		0-0-0		2-2-0	
0-1-0		0-1-0	0-0-0		NEUTRAL		0-0-0		0-0-0		0-0-0	
19-14-0		0-0-0	0-0-0		CONFERENCE		3-4-0		1-2-0		15-8-0	
10-5-0		0-0-0	0-0-0		HOME		2-1-0		0-0-0		8-4-0	
8-7-0		0-0-0	0-0-0		AWAY		1-2-0		1-2-0		6-3-0	
1-2-0		0-0-0	0-0-0		NEUTRAL		0-1-0		0-0-0		1-1-0	
RPI S	Opponent	Score	RPI S	Opponent	Score	RPI S	Opponent	Score	RPI S	Opponent	Score	
1 N	Vanderbilt	0 3				81 A	Jacksonville St.	0 9	107 H	Mercer	4 5	
13 A	Tennessee	2 6				81 A	Jacksonville St.	4 9	107 H	Mercer	2 4	
23 H	Illinois St.	3 14				81 A	Jacksonville St.	7 1	107 H	Mercer	10 4	
23 H	Illinois St.	11 27				81 N	Jacksonville St.	5 6	123 A	Austin Peay	11 3	
23 H	Illinois St.	6 10				86 H	Morehead St.	3 4	123 A	Austin Peay	3 11	
						86 H	Morehead St.	2 0	123 A	Austin Peay	2 14	
						86 H	Morehead St.	4 3	161 A	Western Ky.	7 8	
						95 H	Evansville	6 4	161 H	Western Ky.	7 12	
									165 A	Lipscomb	10 1	
									165 H	Lipscomb	3 18	
									166 A	Southern Ill.	4 10	
									166 H	Southern Ill.	9 13	
									179 H	Eastern Ill.	9 7	
									179 H	Eastern Ill.	6 9	
									179 H	Eastern Ill.	5 1	
									196 A	Eastern Ky.	8 5	
									196 A	Eastern Ky.	2 3	
									196 A	Eastern Ky.	2 3	
									196 N	Eastern Ky.	8 15	
									198 H	Murray St.	13 11	
									198 H	Murray St.	4 3	
									198 H	Murray St.	9 6	
									198 N	Murray St.	8 1	
									202 A	UT Martin	11 1	
									202 A	UT Martin	5 2	
									202 A	UT Martin	6 5	
									222 A	Middle Tenn.	5 4	
LAST 10 GAMES			LAST 10 GAMES			LAST 10 GAMES			LAST 10 GAMES			
			196 N	Eastern Ky.	8 15	196 A	Eastern Ky.	8 5				
			81 N	Jacksonville St.	5 6	95 H	Evansville	6 4				
			198 N	Murray St.	8 1	107 H	Mercer	2 4				
			196 A	Eastern Ky.	2 3	107 H	Mercer	10 4				
			196 A	Eastern Ky.	2 3	107 H	Mercer	4 5				

Non-Div. I Games:

Belmont

RPI	S	Opponent	Score	
223	H	Western Mich.	2	1
226	H	Northern Ill.	5	7
237	A	Tennessee Tech	6	9
237	A	Tennessee Tech	9	5
237	A	Tennessee Tech	11	7
238	H	SIUE	10	7
238	H	SIUE	1	3
238	H	SIUE	5	3
241	H	North Ala.	4	8
252	H	Toledo	7	10
252	H	Toledo	5	2
259	H	Southeast Mo. St.	1	3
259	H	Southeast Mo. St.	8	7
259	H	Southeast Mo. St.	6	10
275	H	Bowling Green	5	2
275	H	Bowling Green	12	3
275	H	Bowling Green	0	1

Belmont

B
e
l
m
o
n
t

B
e
l
m
o
n
t

Average RPI Win: 239		WON-LOST RECORD		WINNING PCT. RANK		LAST 10 GAMES		STRENGTH OF SCHEDULE		OPP. STRENGTH OF SCHEDULE		TEAM RPI		ADJ RPI		CONF. RPI		ADJ CONF. RPI	
DIV. I ONLY		32-24-0		.57143 87		5-5-0		278		251		205		.47209 204		31		31	
DIV. I NON-CONF.		8-17-0		.32 233		0-3-0		134		83		213		.4638 212		30		30	
TOTALS		RPI 1-25		RPI 26-50		W-L RECORDS		RPI 51-100		RPI 101-150		RPI 150+							
32-24-0		1-3-0		0-1-0		OVERALL		0-0-0		2-7-0		29-13-0							
16-6-0		1-0-0		0-0-0		HOME		0-0-0		0-2-0		15-4-0							
9-15-0		0-2-0		0-1-0		AWAY		0-0-0		2-4-0		7-8-0							
7-3-0		0-1-0		0-0-0		NEUTRAL		0-0-0		0-1-0		7-1-0							
8-17-0		1-3-0		0-1-0		NON-CONFERENCE		0-0-0		2-7-0		5-6-0							
5-4-0		1-0-0		0-0-0		HOME		0-0-0		0-2-0		4-2-0							
2-11-0		0-2-0		0-0-		AWAY		0-0-0		2-4-0		0-4-0							
1-2-0		0-1-0		0-0-0		NEUTRAL		0-0-0		0-1-0		1-0-0							
24-7-0		0-0-0		0-0-0		CONFERENCE		0-0-0		0-0-0		24-7-0							
11-2-0		0-0-0		0-0-0		HOME		0-0-0		0-0-0		11-2-0							
7-4-0		0-0-0		0-0-0		AWAY		0-0-0		0-0-0		7-4-0							
6-1-0		0-0-0		0-0-0		NEUTRAL		0-0-0		0-0-0		6-1-0							
RPI	S	Opponent		Score		RPI	S	Opponent		Score		RPI	S	Opponent		Score			
3	A	Mississippi St.		6	11	43	A	Southern Miss.		3	8	121	A	Northwestern St.		6	13		
16	N	Miami (FL)		2	12							121	A	Northwestern St.		7	5		
21	A	LSU		4	17							121	H	Northwestern St.		3	6		
21	H	LSU		7	2							122	N	Air Force		0	13		
												131	A	Memphis		12	14		
												131	A	Memphis		6	1		
												131	A	Memphis		1	10		
												136	A	La.-Monroe		6	10		
												136	H	La.-Monroe		4	5		
												158	A	New Orleans		4	5		
												158	A	New Orleans		6	9		
												158	H	New Orleans		5	4		
												179	H	Eastern Ill.		1	6		
												179	H	Eastern Ill.		2	4		
												179	H	Eastern Ill.		5	3		
												179	H	Eastern Ill.		10	8		
												192	A	Nicholls St.		2	4		
												192	H	Nicholls St.		6	5		
												214	A	Lamar University		5	6		
												230	A	Grambling		16	21		
												230	A	Grambling		15	3		
												230	A	Grambling		0	12		
												230	H	Grambling		15	13		
												230	H	Grambling		18	8		
												230	H	Grambling		13	8		
												230	N	Grambling		6	5		
												236	N	Florida A&M		6	3		
LAST 10 GAMES																			
16	N	Miami (FL)		2	12	249	N	Texas Southern		10	9								
3	A	Mississippi St.		6	11	292	N	Ark.-Pine Bluff		11	7								
264	N	Alabama St.		15	0	158	A	New Orleans		4	5								
249	N	Texas Southern		7	6	293	A	Prairie View		2	12								
249	N	Texas Southern		6	8	293	A	Prairie View		6	4								

Non-Div. I Games:

Southern U.

Southern U.

Southern U.

Average RPI Win:		201	WON-LOST RECORD		WINNING PCT. RANK		LAST 10 GAMES		STRENGTH OF SCHEDULE		OPP. STRENGTH OF SCHEDULE		TEAM RPI		ADJ RPI		CONF. RPI		ADJ CONF. RPI	
DIV. I ONLY			25-29-0		.46296 186		4-6-0		186		215		203		.472 205		19		20	
DIV. I NON-CONF.			12-16-0		.42857 188		0-1-0		172		255		208		.46601 207		22		22	
TOTALS		RPI 1-25		RPI 26-50		W-L RECORDS		RPI 51-100		RPI 101-150		RPI 150+								
25-29-0		0-2-0		1-2-0		OVERALL		1-2-0		6-10-0		17-13-0								
14-9-0		0-2-0		1-1-0		HOME		0-0-0		3-5-0		10-1-0								
6-14-0		0-0-0		0-1-0		AWAY		1-2-0		3-3-0		2-8-0								
5-6-0		0-0-0		0-0-0		NEUTRAL		0-0-0		0-2-0		5-4-0								
12-16-0		0-2-0		1-2-0		NON-CONFERENCE		1-2-0		0-2-0		10-8-0								
6-5-0		0-2-0		1-1-0		HOME		0-0-0		0-2-0		5-0-0								
1-7-0		0-0-0		0-0-		AWAY		1-2-0		0-0-0		0-4-0								
5-4-0		0-0-0		0-0-0		NEUTRAL		0-0-0		0-0-0		5-4-0								
13-13-0		0-0-0		0-0-0		CONFERENCE		0-0-0		6-8-0		7-5-0								
8-4-0		0-0-0		0-0-0		HOME		0-0-0		3-3-0		5-1-0								
5-7-0		0-0-0		0-0-0		AWAY		0-0-0		3-3-0		2-4-0								
0-2-0		0-0-0		0-0-0		NEUTRAL		0-0-0		0-2-0		0-0-0								
RPI	S	Opponent		Score		RPI	S	Opponent		Score		RPI	S	Opponent		Score				
20	H	Creighton		4	9	31	A	Missouri		3	4	57	A	LMU (CA)		1	3			
20	H	Creighton		11	12	35	H	Illinois		1	4	57	A	LMU (CA)		7	1			
						35	H	Illinois		8	3	57	A	LMU (CA)		5	7			
														113 H St. John's (NY)		3	16			
														113 H St. John's (NY)		2	6			
														135 A Fordham		7	4			
														135 A Fordham		1	3			
														135 A Fordham		4	1			
														141 H Dayton		4	3			
														141 H Dayton		2	4			
														141 H Dayton		2	3			
														145 H Rhode Island		18	6			
														145 H Rhode Island		6	4			
														145 H Rhode Island		4	7			
														145 N Rhode Island		1	2			
														146 A Davidson		5	4			
														146 A Davidson		6	10			
														146 A Davidson		5	6			
														146 N Davidson		0	2			
														154 N Miami (OH)		7	9			
														154 N Miami (OH)		10	3			
														154 N Miami (OH)		9	1			
														154 N Miami (OH)		2	3			
														162 A Richmond		3	11			
														162 A Richmond		9	7			
														162 A Richmond		4	17			
														166 A Southern Ill.		8	19			
														260 H George Mason		16	2			
														260 H George Mason		17	3			
														260 H George Mason		3	0			
														145 H Rhode Island		4	7			
														169 A Massachusetts		8	17			
														169 A Massachusetts		6	7			

Non-Div. I Games: Rockhurst 4 5

Saint Louis

S
a
i
n
t
L
o
u
i
s

RPI	S	Opponent	Score	
183	A	Stetson	2	3
238	A	SIUE	0	2
238	H	SIUE	10	3
245	N	Georgetown	7	6
247	N	Sacred Heart	9	7
255	N	Western Ill.	8	2
255	N	Western Ill.	4	5
255	N	Western Ill.	0	3
259	A	Southeast Mo. St.	4	8
259	H	Southeast Mo. St.	15	6
260	H	George Mason	17	3
260	H	George Mason	16	2
260	H	George Mason	3	0
274	H	St. Bonaventure	5	8
274	H	St. Bonaventure	4	1
274	H	St. Bonaventure	5	0
288	H	Chicago St.	7	3
288	H	Chicago St.	8	3
288	H	Chicago St.	7	5

S
a
i
n
t
L
o
u
i
s

Saint Louis

Average RPI Win: 180		WON-LOST RECORD	WINNING PCT. RANK		LAST 10 GAMES	STRENGTH OF SCHEDULE		OPP. STRENGTH OF SCHEDULE		TEAM RPI	ADJ RPI		CONF. RPI	ADJ CONF. RPI				
Average RPI Loss: 145																		
DIV. I ONLY		18-31-1	.37	241	5-4-1	138		220		206	.47034	206	15	15				
DIV. I NON-CONF.		8-17-1	.32692	231	1-0-1	128		283		207	.46792	206	14	14				
TOTALS		RPI 1-25		RPI 26-50		W-L RECORDS		RPI 51-100		RPI 101-150		RPI 150+						
18-31-1	0-0-0			1-2-0	OVERALL		2-8-0		5-9-0		10-12-1							
8-8-1	0-0-0			0-0-0	HOME		2-4-0		3-0-0		3-4-1							
9-19-0	0-0-0			1-2-0	AWAY		0-3-0		2-9-0		6-5-0							
1-4-0	0-0-0			0-0-0	NEUTRAL		0-1-0		0-0-0		1-3-0							
8-17-1	0-0-0			1-2-0	NON-CONFERENCE		0-1-0		1-7-0		6-7-1							
2-2-1	0-0-0			0-0-0	HOME		0-0-0		0-0-0		2-2-1							
5-11-0	0-0-0			1-0-	AWAY		0-0-0		1-7-0		3-2-0							
1-4-0	0-0-0			0-0-0	NEUTRAL		0-1-0		0-0-0		1-3-0							
10-14-0	0-0-0			0-0-0	CONFERENCE		2-7-0		4-2-0		4-5-0							
6-6-0	0-0-0			0-0-0	HOME		2-4-0		3-0-0		1-2-0							
4-8-0	0-0-0			0-0-0	AWAY		0-3-0		1-2-0		3-3-0							
0-0-0	0-0-0			0-0-0	NEUTRAL		0-0-0		0-0-0		0-0-0							
RPI	S	Opponent	Score		RPI	S	Opponent	Score		RPI	S	Opponent	Score					
			42	A	Liberty	1	9	62	N	Central Mich.	7	24	108	A	Incarnate Word	1	9	
			42	A	Liberty	10	5	85	H	William & Mary	2	12	108	A	Incarnate Word	3	2	
			42	A	Liberty	0	1	85	H	William & Mary	4	3	108	A	Incarnate Word	1	12	
								85	H	William & Mary	4	11	108	A	Incarnate Word	1	11	
								92	A	Col. of Charleston	4	7	113	A	St. John's (NY)	0	9	
								92	A	Col. of Charleston	0	16	113	A	St. John's (NY)	1	9	
								92	A	Col. of Charleston	0	9	135	A	Fordham	3	4	
								99	H	Elon	4	1	135	A	Fordham	3	4	
								99	H	Elon	0	7	142	A	Northeastern	3	7	
								99	H	Elon	3	6	142	A	Northeastern	1	5	
													142	A	Northeastern	7	1	
													148	H	UNCW	9	8	
													148	H	UNCW	6	4	
													148	H	UNCW	7	3	
													151	A	Army West Point	5	9	
													163	A	James Madison	10	5	
													163	A	James Madison	3	4	
													163	A	James Madison	6	8	
													185	H	Fairfield	7	9	
													190	A	Rutgers	6	4	
													193	N	Pittsburgh	0	1	
													228	A	Manhattan	4	1	
													228	H	Manhattan	2	0	
													233	A	Delaware	6	8	
													233	A	Delaware	7	4	
													233	A	Delaware	5	4	
													240	A	Monmouth	2	3	
LAST 10 GAMES				85	H	William & Mary	4	11	233	A	Delaware	5	4	228	H	Manhattan	2	0
				85	H	William & Mary	2	12	247	H	Sacred Heart	11	11	233	A	Delaware	6	8
				85	H	William & Mary	4	3	250	A	LIU Brooklyn	16	8	233	A	Delaware	7	4
				233	A	Delaware	6	8	99	H	Elon	4	1	233	A	Delaware	5	4
				233	A	Delaware	7	4	99	H	Elon	0	7	240	A	Monmouth	2	3

Non-Div. I Games:

Hofstra

Hofstra

Average RPI Win:		168	WON-LOST RECORD		WINNING PCT. RANK		LAST 10 GAMES		STRENGTH OF SCHEDULE		OPP. STRENGTH OF SCHEDULE		TEAM RPI		ADJ RPI		CONF. RPI		ADJ CONF. RPI				
DIV. I ONLY			21-32-0		.39623 224		3-7-0		149		150		207		.46852 207		16		16				
DIV. I NON-CONF.			12-14-0		.46154 165		1-0-0		138		114		164		.48826 164		18		18				
TOTALS		RPI 1-25		RPI 26-50		W-L RECORDS		RPI 51-100		RPI 101-150		RPI 150+											
21-32-0		1-5-0		0-0-0		OVERALL		3-8-0		7-8-0		10-11-0											
11-14-0		1-1-0		0-0-0		HOME		1-2-0		3-4-0		6-7-0											
6-14-0		0-4-0		0-0-0		AWAY		2-4-0		3-4-0		1-2-0											
4-4-0		0-0-0		0-0-0		NEUTRAL		0-2-0		1-0-0		3-2-0											
12-14-0		1-5-0		0-0-0		NON-CONFERENCE		1-3-0		4-2-0		6-4-0											
7-6-0		1-1-0		0-0-0		HOME		1-2-0		2-2-0		3-1-0											
2-6-0		0-4-0		0-0-		AWAY		0-0-0		1-0-0		1-2-0											
3-2-0		0-0-0		0-0-0		NEUTRAL		0-1-0		1-0-0		2-1-0											
9-18-0		0-0-0		0-0-0		CONFERENCE		2-5-0		3-6-0		4-7-0											
4-8-0		0-0-0		0-0-0		HOME		0-0-0		1-2-0		3-6-0											
4-8-0		0-0-0		0-0-0		AWAY		2-4-0		2-4-0		0-0-0											
1-2-0		0-0-0		0-0-0		NEUTRAL		0-1-0		0-0-0		1-1-0											
RPI	S	Opponent		Score		RPI	S	Opponent		Score		RPI	S	Opponent		Score							
7	A	East Carolina		6	12							72	A	Samford		2	4						
12	A	Georgia Tech		1	14							72	A	Samford		3	5						
12	A	Georgia Tech		4	25							72	A	Samford		4	16						
12	A	Georgia Tech		3	16							72	N	Samford		4	5						
24	H	Indiana St.		10	9							88	A	UNC Greensboro		5	7						
24	H	Indiana St.		4	8							88	A	UNC Greensboro		24	4						
												88	A	UNC Greensboro		2	1						
												89	N	Wright St.		3	5						
												99	H	Elon		11	12						
												99	H	Elon		5	2						
												99	H	Elon		2	6						
												101	H	Notre Dame		16	9						
												107	A	Mercer		11	7						
												107	A	Mercer		4	3						
												107	A	Mercer		2	6						
												113	H	St. John's (NY)		2	5						
												113	H	St. John's (NY)		13	4						
												118	N	Ohio St.		8	5						
												137	H	Wofford		4	3						
												137	H	Wofford		5	20						
												137	H	Wofford		4	7						
												149	A	ETSU		9	10						
												149	A	ETSU		3	10						
												149	A	ETSU		4	5						
												150	A	Gardner-Webb		4	3						
												150	H	Gardner-Webb		4	5						
												170	N	Michigan St.		6	4						
												173	H	Furman		3	4						
												173	H	Furman		5	1						
												173	H	Furman		4	9						
												173	N	Furman		7	9						
												178	A	Marshall		9	10						
												180	N	Utah		0	14						
												189	A	Appalachian St.		3	6						
												196	N	Eastern Ky.		9	6						
												251	H	VMI		11	15						
												251	H	VMI		14	5						
												251	H	VMI		8	9						
LAST 10 GAMES																							
173 N Furman						7	9	270 H The Citadel						4	3	189 A Appalachian St.						3	6
72 N Samford						4	5	196 N Eastern Ky.						9	6	196 N Eastern Ky.						9	6
270 N The Citadel						7	3	72 A Samford						2	4	251 H VMI						11	15
270 H The Citadel						1	3	72 A Samford						3	5	251 H VMI						14	5
270 H The Citadel						2	5	72 A Samford						4	16	251 H VMI						8	9

Non-Div. I Games:

Western Caro.

RPI	S	Opponent	Score	
257	A	UNC Asheville	16	4
257	H	UNC Asheville	8	11
270	H	The Citadel	2	5
270	H	The Citadel	1	3
270	H	The Citadel	4	3
270	N	The Citadel	7	3
271	H	Oakland	12	2
271	H	Oakland	21	9
271	H	Oakland	9	8

Western Caro.

W
e
s
t
e
r
n
C
a
r
o
.

W
e
s
t
e
r
n
C
a
r
o
.

Average RPI Win: 195		WON-LOST RECORD		WINNING PCT. RANK		LAST 10 GAMES		STRENGTH OF SCHEDULE		OPP. STRENGTH OF SCHEDULE		TEAM RPI		ADJ RPI		CONF. RPI		ADJ CONF. RPI	
DIV. I ONLY		15-34-0		.30612 268		3-7-0		96		166		208		.46697 208		22		22	
DIV. I NON-CONF.		4-20-0		.16667 287		0-1-0		24		20		193		.4751 193		20		20	
TOTALS		RPI 1-25		RPI 26-50		W-L RECORDS		RPI 51-100		RPI 101-150		RPI 150+							
15-34-0		0-3-0		0-8-0		OVERALL		1-6-0		2-5-0		12-12-0							
9-6-0		0-0-0		0-0-0		HOME		0-0-0		2-1-0		7-5-0							
6-26-0		0-3-0		0-8-0		AWAY		1-6-0		0-4-0		5-5-0							
0-2-0		0-0-0		0-0-0		NEUTRAL		0-0-0		0-0-0		0-2-0							
4-20-0		0-3-0		0-8-0		NON-CONFERENCE		1-6-0		0-1-0		3-2-0							
1-2-0		0-0-0		0-0-0		HOME		0-0-0		0-0-0		1-2-0							
3-18-0		0-3-0		0-0-0		AWAY		1-6-0		0-1-0		2-0-0							
0-0-0		0-0-0		0-0-0		NEUTRAL		0-0-0		0-0-0		0-0-0							
11-14-0		0-0-0		0-0-0		CONFERENCE		0-0-0		2-4-0		9-10-0							
8-4-0		0-0-0		0-0-0		HOME		0-0-0		2-1-0		6-3-0							
3-8-0		0-0-0		0-0-0		AWAY		0-0-0		0-3-0		3-5-0							
0-2-0		0-0-0		0-0-0		NEUTRAL		0-0-0		0-0-0		0-2-0							
RPI	S	Opponent		Score		RPI	S	Opponent		Score		RPI	S	Opponent		Score			
3	A	Mississippi St.		2	9	32	A	Florida St.		0	11	56	A	Boston College		16	19		
3	A	Mississippi St.		8	9	32	A	Florida St.		3	16	72	A	Samford		2	5		
3	A	Mississippi St.		1	5	32	A	Florida St.		5	6	72	A	Samford		0	4		
						32	A	Florida St.		1	9	72	A	Samford		6	4		
						42	A	Liberty		2	3	73	A	Maryland		0	4		
						42	A	Liberty		0	7	73	A	Maryland		6	9		
						42	A	Liberty		1	7	73	A	Maryland		3	5		
						44	A	Alabama		0	16								
								LAST 10 GAMES											
						211	N	Hartford		5	6	56	A	Boston College		16	19		
						209	N	UMass Lowell		0	5	211	A	Hartford		1	3		
						175	H	Binghamton		2	7	211	A	Hartford		4	5		
						175	H	Binghamton		1	2	211	A	Hartford		11	10		
						175	H	Binghamton		4	1	139	H	Stony Brook		9	8		

Non-Div. I Games:

Maine

RPI	S	Opponent	Score	
258	H	UMBC	1	4
258	H	UMBC	2	1
258	H	UMBC	9	2
261	A	Dartmouth	8	7

Maine

M
a
i
n
e

M
a
i
n
e

Average RPI Win:	194	WON-LOST RECORD	WINNING PCT. RANK	LAST 10 GAMES	STRENGTH OF SCHEDULE	OPP. STRENGTH OF SCHEDULE	TEAM RPI	ADJ RPI	CONF. RPI	ADJ CONF. RPI					
DIV. I ONLY		20-36-0	.35714	246	7-3-0	127	190	209	.46659	209	22	22			
DIV. I NON-CONF.		7-22-0	.24138	262	2-0-0	28	129	195	.47371	195	20	20			
<hr/>															
TOTALS	RPI 1-25	RPI 26-50		W-L RECORDS		RPI 51-100		RPI 101-150		RPI 150+					
20-36-0	0-6-0	0-1-0		OVERALL		1-5-0		5-7-0		14-17-0					
12-9-0	0-0-0	0-0-0		HOME		1-0-0		2-4-0		9-5-0					
7-25-0	0-6-0	0-1-0		AWAY		0-5-0		3-2-0		4-11-0					
1-2-0	0-0-0	0-0-0		NEUTRAL		0-0-0		0-1-0		1-1-0					
7-22-0	0-6-0	0-1-0		NON-CONFERENCE		1-5-0		3-5-0		3-5-0					
5-4-0	0-0-0	0-0-0		HOME		1-0-0		2-4-0		2-0-0					
2-18-0	0-6-0	0-0-		AWAY		0-5-0		1-1-0		1-5-0					
0-0-0	0-0-0	0-0-0		NEUTRAL		0-0-0		0-0-0		0-0-0					
13-14-0	0-0-0	0-0-0		CONFERENCE		0-0-0		2-2-0		11-12-0					
7-5-0	0-0-0	0-0-0		HOME		0-0-0		0-0-0		7-5-0					
5-7-0	0-0-0	0-0-0		AWAY		0-0-0		2-1-0		3-6-0					
1-2-0	0-0-0	0-0-0		NEUTRAL		0-0-0		0-1-0		1-1-0					
RPI	S	Opponent	Score	RPI	S	Opponent	Score	RPI	S	Opponent	Score				
4	A	Georgia	2 6	27	A	UConn	4 9	52	A	Arizona	4 12	103	H	Harvard	4 8
4	A	Georgia	5 13					52	A	Arizona	4 18	130	A	Radford	3 8
4	A	Georgia	5 12					52	A	Arizona	4 19	130	A	Radford	7 6
14	A	North Carolina	0 5					52	A	Arizona	5 20	135	H	Fordham	3 2
14	A	North Carolina	7 14					56	A	Boston College	5 6	135	H	Fordham	2 9
14	A	North Carolina	2 14					87	H	Bryant	3 2	135	H	Fordham	8 2
												139	A	Stony Brook	8 1
												139	A	Stony Brook	7 8
												139	A	Stony Brook	6 5
												139	N	Stony Brook	6 7
												142	H	Northeastern	2 3
												145	H	Rhode Island	6 17
												160	H	Marist	10 4
												175	H	Binghamton	12 2
												175	H	Binghamton	4 0
												175	H	Binghamton	1 4
												191	A	Penn St.	6 7
												191	A	Penn St.	2 3
												191	A	Penn St.	1 3
												208	A	Maine	1 5
												208	A	Maine	4 18
												208	A	Maine	3 5
												208	N	Maine	5 0
												211	A	Hartford	3 7
												211	A	Hartford	3 5
												211	A	Hartford	5 3
												211	H	Hartford	3 2

Non-Div. I Games:

UMass Lowell

RPI	S	Opponent	Score	
211	H	Hartford	5	7
211	H	Hartford	0	5
211	N	Hartford	4	6
213	H	Albany (NY)	3	11
213	H	Albany (NY)	2	5
213	H	Albany (NY)	11	8
218	A	George Washington	6	9
218	A	George Washington	12	1
218	A	George Washington	4	5
246	H	Siena	4	2
258	A	UMBC	5	8
258	A	UMBC	8	3
258	A	UMBC	8	2
258	H	UMBC	5	2
258	H	UMBC	4	2
258	H	UMBC	9	2

UMass Lowell

U
M
a
s
s
L
o
w
e
l
l

U
M
a
s
s
L
o
w
e
l
l

Average RPI Win:	236	WON-LOST	WINNING	LAST 10	STRENGTH OF	OPP. STRENGTH	TEAM	ADJ	CONF.	ADJ CONF.							
Average RPI Loss:	164	RECORD	PCT. RANK	GAMES	SCHEDULE	OF SCHEDULE	RPI	RPI	RPI	RPI							
DIV. I ONLY		19-33-0	.36538	244	3-7-0	162	273	210	.46642	210	25	25					
DIV. I NON-CONF.		7-18-0	.28	252	1-2-0	171	267	218	.46139	217	26	26					
<hr/>																	
TOTALS	RPI 1-25	RPI 26-50		W-L RECORDS		RPI 51-100		RPI 101-150		RPI 150+							
19-33-0	0-0-0	0-0-0		OVERALL		0-6-0		1-9-0		18-18-0							
5-8-0	0-0-0	0-0-0		HOME		0-0-0		0-3-0		5-5-0							
13-22-0	0-0-0	0-0-0		AWAY		0-6-0		1-4-0		12-12-0							
1-3-0	0-0-0	0-0-0		NEUTRAL		0-0-0		0-2-0		1-1-0							
<hr/>																	
7-18-0	0-0-0	0-0-0		NON-CONFERENCE		0-6-0		0-3-0		7-9-0							
0-2-0	0-0-0	0-0-0		HOME		0-0-0		0-0-0		0-2-0							
6-15-0	0-0-0	0-0-		AWAY		0-6-0		0-3-0		6-6-0							
1-1-0	0-0-0	0-0-0		NEUTRAL		0-0-0		0-0-0		1-1-0							
<hr/>																	
12-15-0	0-0-0	0-0-0		CONFERENCE		0-0-0		1-6-0		11-9-0							
5-6-0	0-0-0	0-0-0		HOME		0-0-0		0-3-0		5-3-0							
7-7-0	0-0-0	0-0-0		AWAY		0-0-0		1-1-0		6-6-0							
0-2-0	0-0-0	0-0-0		NEUTRAL		0-0-0		0-2-0		0-0-0							
<hr/>																	
RPI	S	Opponent	Score	RPI	S	Opponent	Score	RPI	S	Opponent	Score						
				59		A	VCU	6	7	137		A	Wofford	1	12		
				59		A	VCU	3	6	137		A	Wofford	6	7		
				59		A	VCU	3	7	137		A	Wofford	3	13		
				99		A	Elon	0	8	144		A	Navy	1	3		
				99		A	Elon	1	9	144		A	Navy	5	2		
				99		A	Elon	1	5	144		H	Navy	9	11		
										144		H	Navy	1	10		
										144		H	Navy	13	24		
										144		N	Navy	0	3		
										144		N	Navy	2	10		
										151		A	Army West Point	6	3		
										151		A	Army West Point	2	10		
										151		A	Army West Point	2	4		
										151		H	Army West Point	5	1		
										151		H	Army West Point	7	16		
										163		A	James Madison	9	6		
						163		A	James Madison	3	5						
						163		A	James Madison	4	14						
						184		A	Holy Cross	9	6						
						184		A	Holy Cross	5	10						
						184		A	Holy Cross	1	5						
						184		H	Holy Cross	5	15						
LAST 10 GAMES																	
144		N	Navy	2	10	184		H	Holy Cross	5	15	184		H	Holy Cross	15	4
144		N	Navy	0	3	184		H	Holy Cross	15	4	186		H	Seton Hall	1	7
240		A	Monmouth	4	5	186		H	Seton Hall	1	7	188		N	Penn	3	19
151		H	Army West Point	5	1	285		A	Rider	15	0	190		H	Rutgers	3	9
151		H	Army West Point	7	16	144		A	Navy	1	3	191		A	Penn St.	2	3

Non-Div. I Games:

Lafayette

RPI	S	Opponent	Score	
225	A	Saint Joseph's	3	1
233	N	Delaware	7	5
234	A	USC Upstate	0	5
240	A	Monmouth	4	5
269	A	N.C. Central	1	9
269	A	N.C. Central	16	10
269	A	N.C. Central	2	1
273	A	Lehigh	9	16
273	A	Lehigh	14	2
273	A	Lehigh	4	1
273	A	Lehigh	10	9
273	H	Lehigh	1	12
281	A	Villanova	8	6
282	A	Bucknell	12	4
282	A	Bucknell	2	6
282	H	Bucknell	11	3
282	H	Bucknell	10	5
282	H	Bucknell	6	5
285	A	Rider	15	0

Lafayette

L
a
f
a
y
e
t
t
e

L
a
f
a
y
e
t
t
e

Average RPI Win: 198		WON-LOST	WINNING	LAST 10	STRENGTH OF		OPP. STRENGTH	TEAM	ADJ	CONF.	ADJ CONF.
Average RPI Loss: 160		RECORD	PCT. RANK	GAMES	SCHEDULE		OF SCHEDULE	RPI	RPI	RPI	RPI
DIV. I ONLY		23-34-0	.40351	221	5-5-0		174	238	211	.46608	211
DIV. I NON-CONF.		9-19-0	.32143	232	1-0-0		88	248	198	.47288	198
TOTALS		RPI 1-25	RPI 26-50		W-L RECORDS		RPI 51-100		RPI 101-150		RPI 150+
23-34-0		0-3-0	0-1-0		OVERALL		1-4-0		2-3-0		20-23-0
13-8-0		0-0-0	0-0-0		HOME		0-1-0		2-2-0		11-5-0
7-23-0		0-3-0	0-1-0		AWAY		1-3-0		0-0-0		6-16-0
3-3-0		0-0-0	0-0-0		NEUTRAL		0-0-0		0-1-0		3-2-0
9-19-0		0-3-0	0-1-0		NON-CONFERENCE		1-4-0		0-2-0		8-9-0
5-4-0		0-0-0	0-0-0		HOME		0-1-0		0-1-0		5-2-0
4-14-0		0-3-0	0-0-		AWAY		1-3-0		0-0-0		3-7-0
0-1-0		0-0-0	0-0-0		NEUTRAL		0-0-0		0-1-0		0-0-0
14-15-0		0-0-0	0-0-0		CONFERENCE		0-0-0		2-1-0		12-14-0
8-4-0		0-0-0	0-0-0		HOME		0-0-0		2-1-0		6-3-0
3-9-0		0-0-0	0-0-0		AWAY		0-0-0		0-0-0		3-9-0
3-2-0		0-0-0	0-0-0		NEUTRAL		0-0-0		0-0-0		3-2-0
RPI S	Opponent	Score	RPI S	Opponent	Score	RPI S	Opponent	Score	RPI S	Opponent	Score
25 A	UC Santa Barbara	5 10	27 A	UConn	4 12	56 A	Boston College	7 4	139 H	Stony Brook	6 5
25 A	UC Santa Barbara	0 14				87 A	Bryant	5 8	139 H	Stony Brook	9 5
25 A	UC Santa Barbara	4 6				87 A	Bryant	6 15	139 H	Stony Brook	5 7
						87 A	Bryant	4 15	142 H	Northeastern	8 9
						87 H	Bryant	3 23	145 N	Rhode Island	7 10
									153 H	Yale	11 7
									160 H	Marist	8 3
									164 H	Quinnipiac	3 10
									165 A	Lipscomb	0 7
									165 A	Lipscomb	8 9
									169 H	Massachusetts	5 4
									175 A	Binghamton	0 1
									175 A	Binghamton	2 6
									175 A	Binghamton	1 12
									175 N	Binghamton	1 2
									175 N	Binghamton	5 10
									177 H	Central Conn. St.	7 3
									184 A	Holy Cross	6 12
									185 A	Fairfield	4 7
									200 A	Abilene Christian	7 8
									200 A	Abilene Christian	1 2
									200 A	Abilene Christian	7 11
									208 H	Maine	3 1
									208 H	Maine	10 11
									208 H	Maine	5 4
									208 N	Maine	6 5
									209 A	UMass Lowell	5 0
LAST 10 GAMES			LAST 10 GAMES			LAST 10 GAMES			LAST 10 GAMES		
			213 N	Albany (NY)	5 3	213 A	Albany (NY)	2 10			
			175 N	Binghamton	5 10	213 A	Albany (NY)	1 5			
			209 N	UMass Lowell	6 4	213 A	Albany (NY)	1 2			
			208 N	Maine	6 5	250 H	LIU Brooklyn	16 5			
			175 N	Binghamton	1 2	208 H	Maine	3 1			

Non-Div. I Games:

Hartford

RPI	S	Opponent	Score	
209	A	UMass Lowell	2	3
209	A	UMass Lowell	7	5
209	H	UMass Lowell	5	3
209	H	UMass Lowell	7	3
209	H	UMass Lowell	3	5
209	N	UMass Lowell	6	4
213	A	Albany (NY)	1	2
213	A	Albany (NY)	1	5
213	A	Albany (NY)	2	10
213	H	Albany (NY)	6	5
213	H	Albany (NY)	6	8
213	H	Albany (NY)	7	6
213	N	Albany (NY)	5	3
245	A	Georgetown	14	1
245	A	Georgetown	2	1
245	A	Georgetown	4	2
247	H	Sacred Heart	4	5
250	H	LIU Brooklyn	16	5
258	A	UMBC	2	8
258	A	UMBC	7	4
258	A	UMBC	8	10

Hartford

H
a
r
t
f
o
r
d

H
a
r
t
f
o
r
d

Average RPI Win:	191	WON-LOST	WINNING	LAST 10	STRENGTH OF	OPP. STRENGTH	TEAM	ADJ	CONF.	ADJ CONF.					
Average RPI Loss:	154	RECORD	PCT. RANK	GAMES	SCHEDULE	OF SCHEDULE	RPI	RPI	RPI	RPI					
DIV. I ONLY		14-24-0	.36842	242	6-4-0	185	235	212	.46607	212	21	21			
DIV. I NON-CONF.		6-11-0	.35294	219	1-1-0	62	249	125	.5062	125	16	16			
<hr/>															
TOTALS	RPI 1-25	RPI 26-50		W-L RECORDS		RPI 51-100		RPI 101-150		RPI 150+					
14-24-0	0-0-0	0-3-0		OVERALL		0-3-0		3-4-0		11-14-0					
4-7-0	0-0-0	0-0-0		HOME		0-0-0		0-0-0		4-7-0					
9-17-0	0-0-0	0-3-0		AWAY		0-3-0		2-4-0		7-7-0					
1-0-0	0-0-0	0-0-0		NEUTRAL		0-0-0		1-0-0		0-0-0					
<hr/>															
6-11-0	0-0-0	0-3-0		NON-CONFERENCE		0-3-0		2-2-0		4-3-0					
1-1-0	0-0-0	0-0-0		HOME		0-0-0		0-0-0		1-1-0					
4-10-0	0-0-0	0-0-		AWAY		0-3-0		1-2-0		3-2-0					
1-0-0	0-0-0	0-0-0		NEUTRAL		0-0-0		1-0-0		0-0-0					
<hr/>															
8-13-0	0-0-0	0-0-0		CONFERENCE		0-0-0		1-2-0		7-11-0					
3-6-0	0-0-0	0-0-0		HOME		0-0-0		0-0-0		3-6-0					
5-7-0	0-0-0	0-0-0		AWAY		0-0-0		1-2-0		4-5-0					
0-0-0	0-0-0	0-0-0		NEUTRAL		0-0-0		0-0-0		0-0-0					
<hr/>															
RPI	S	Opponent	Score	RPI	S	Opponent	Score	RPI	S	Opponent	Score				
				33	A	Baylor	0 17	59	A	VCU	1 6	103	A	Harvard	2 0
				33	A	Baylor	4 12	59	A	VCU	3 9	103	A	Harvard	1 7
				33	A	Baylor	3 10	59	A	VCU	0 2	103	A	Harvard	6 8
												135	N	Fordham	1 0
												144	A	Navy	1 5
												144	A	Navy	3 2
												144	A	Navy	1 2
												151	A	Army West Point	4 1
												153	A	Yale	3 0
												153	A	Yale	2 7
												153	A	Yale	0 2
												157	A	Columbia	0 3
												157	A	Columbia	4 3
												157	A	Columbia	8 13
												175	A	Binghamton	5 2
												175	H	Binghamton	4 8
												188	H	Penn	4 3
												188	H	Penn	8 7
												188	H	Penn	2 6
												227	H	Brown	3 7
												227	H	Brown	3 11
												227	H	Brown	1 2
				LAST 10 GAMES								235	H	Princeton	15 9
				274	A	St. Bonaventure	8 9	188	H	Penn	8 7	235	H	Princeton	2 4
				261	A	Dartmouth	1 6	188	H	Penn	4 3	235	H	Princeton	2 7
				261	A	Dartmouth	2 1	188	H	Penn	2 6	235	H	Princeton	2 7
				261	A	Dartmouth	8 6	235	H	Princeton	2 4	253	A	Towson	2 3
				175	A	Binghamton	5 2	235	H	Princeton	15 9	253	A	Towson	4 2

Non-Div. I Games:

Cornell

RPI	S	Opponent	Score	
261	A	Dartmouth	1	6
261	A	Dartmouth	8	6
261	A	Dartmouth	2	1
274	A	St. Bonaventure	8	9
274	H	St. Bonaventure	8	1

Cornell

C
o
r
n
e
l
l

C
o
r
n
e
l
l

Average RPI Win: 224		WON-LOST	WINNING	LAST 10	STRENGTH OF		OPP. STRENGTH	TEAM	ADJ	CONF.	ADJ CONF.				
Average RPI Loss: 213		RECORD	PCT. RANK	GAMES	SCHEDULE		OF SCHEDULE	RPI	RPI	RPI	RPI				
DIV. I ONLY		28-23-0	.54902	111	8-2-0		282	272	213	.46591	213	22	22		
DIV. I NON-CONF.		14-12-0	.53846	124	3-0-0		295	293	224	.4566	224	20	20		
TOTALS		RPI 1-25	RPI 26-50		W-L RECORDS		RPI 51-100		RPI 101-150		RPI 150+				
28-23-0		0-0-0	0-0-0		OVERALL		0-0-0		1-4-0		27-19-0				
13-6-0		0-0-0	0-0-0		HOME		0-0-0		0-1-0		13-5-0				
13-13-0		0-0-0	0-0-0		AWAY		0-0-0		1-3-0		12-10-0				
2-4-0		0-0-0	0-0-0		NEUTRAL		0-0-0		0-0-0		2-4-0				
14-12-0		0-0-0	0-0-0		NON-CONFERENCE		0-0-0		0-2-0		14-10-0				
5-2-0		0-0-0	0-0-0		HOME		0-0-0		0-1-0		5-1-0				
7-8-0		0-0-0	0-0-		AWAY		0-0-0		0-1-0		7-7-0				
2-2-0		0-0-0	0-0-0		NEUTRAL		0-0-0		0-0-0		2-2-0				
14-11-0		0-0-0	0-0-0		CONFERENCE		0-0-0		1-2-0		13-9-0				
8-4-0		0-0-0	0-0-0		HOME		0-0-0		0-0-0		8-4-0				
6-5-0		0-0-0	0-0-0		AWAY		0-0-0		1-2-0		5-3-0				
0-2-0		0-0-0	0-0-0		NEUTRAL		0-0-0		0-0-0		0-2-0				
RPI	S	Opponent	Score	RPI	S	Opponent	Score	RPI	S	Opponent	Score	RPI	S	Opponent	Score
										113 A	St. John's (NY)	4		5	
										135 H	Fordham	5		7	
										139 A	Stony Brook	4		7	
										139 A	Stony Brook	3		8	
										139 A	Stony Brook	4		3	
										160 A	Marist	10		2	
										169 N	Massachusetts	7		6	
										175 A	Binghamton	3		1	
										175 A	Binghamton	4		0	
										175 H	Binghamton	4		3	
										175 H	Binghamton	1		11	
										175 H	Binghamton	3		15	
										175 N	Binghamton	4		18	
										177 A	Central Conn. St.	6		9	
										177 H	Central Conn. St.	7		3	
										208 H	Maine	12		3	
										208 H	Maine	1		16	
										208 H	Maine	19		3	
										209 A	UMass Lowell	8		11	
										209 A	UMass Lowell	11		3	
										209 A	UMass Lowell	5		2	
										211 A	Hartford	5		6	
										211 A	Hartford	8		6	
										211 A	Hartford	6		7	
										211 H	Hartford	10		2	
										211 H	Hartford	5		1	
										211 H	Hartford	2		1	
LAST 10 GAMES										211 A	Hartford	5		6	
										247 A	Sacred Heart	5		3	
										175 A	Binghamton	4		0	
										175 A	Binghamton	3		1	
										250 H	LIU Brooklyn	3		1	
										250 H	LIU Brooklyn	4		2	

Non-Div. I Games:

Albany (NY)

RPI	S	Opponent	Score
211	N	Hartford	3 5
228	A	Manhattan	4 6
228	A	Manhattan	5 2
228	A	Manhattan	3 5
247	A	Sacred Heart	5 3
250	H	LIU Brooklyn	3 1
250	H	LIU Brooklyn	4 2
250	H	LIU Brooklyn	10 1
254	A	La Salle	0 9
254	A	La Salle	6 13
254	A	La Salle	6 5
258	H	UMBC	7 2
258	H	UMBC	4 3
258	H	UMBC	1 7
268	N	Coppin St.	3 15
268	N	Coppin St.	4 0
268	N	Coppin St.	2 6
284	A	Iona	5 4
284	H	Iona	1 13
289	A	Longwood	0 9
289	A	Longwood	13 2
289	A	Longwood	6 8
291	H	Fairleigh Dickinson	8 2
299	A	Saint Peter's	9 7

Albany (NY)

[illegible]

Non-Div. I Games:

Lamar University

RPI	S	Opponent	Score	
250	H	LIU Brooklyn	2	1
250	H	LIU Brooklyn	6	2
293	H	Prairie View	7	6

Lamar University

RPI	S	Opponent	Score	
222	H	Middle Tenn.	4	2
233	H	Delaware	5	4
233	H	Delaware	3	1
233	H	Delaware	5	2
244	H	Charleston So.	9	3
257	H	UNC Asheville	5	2
268	H	Coppin St.	7	3
268	H	Coppin St.	14	4
268	H	Coppin St.	3	9

Charlotte

C
h
a
r
l
o
t
t
e

C
h
a
r
l
o
t
t
e

Average RPI Win:		135	WON-LOST RECORD		WINNING PCT. RANK		LAST 10 GAMES		STRENGTH OF SCHEDULE		OPP. STRENGTH OF SCHEDULE		TEAM RPI		ADJ RPI		CONF. RPI		ADJ CONF. RPI				
DIV. I ONLY			20-36-0		.35714	246	4-6-0		152		139		216		.46456		216	14		14			
DIV. I NON-CONF.			12-20-0		.375	212	1-1-0		143		119		182		.47938		182	12		12			
TOTALS		RPI 1-25		RPI 26-50			W-L RECORDS			RPI 51-100			RPI 101-150			RPI 150+							
20-36-0		2-1-0		1-3-0			OVERALL			3-8-0			7-9-0			7-15-0							
12-12-0		2-1-0		1-3-0			HOME			2-4-0			4-3-0			3-1-0							
8-22-0		0-0-0		0-0-0			AWAY			1-4-0			3-6-0			4-12-0							
0-2-0		0-0-0		0-0-0			NEUTRAL			0-0-0			0-0-0			0-2-0							
12-20-0		0-0-0		1-3-0			NON-CONFERENCE			2-6-0			5-5-0			4-6-0							
6-6-0		0-0-0		1-3-0			HOME			1-2-0			3-1-0			1-0-0							
6-12-0		0-0-0		0-0-			AWAY			1-4-0			2-4-0			3-4-0							
0-2-0		0-0-0		0-0-0			NEUTRAL			0-0-0			0-0-0			0-2-0							
8-16-0		2-1-0		0-0-0			CONFERENCE			1-2-0			2-4-0			3-9-0							
6-6-0		2-1-0		0-0-0			HOME			1-2-0			1-2-0			2-1-0							
2-10-0		0-0-0		0-0-0			AWAY			0-0-0			1-2-0			1-8-0							
0-0-0		0-0-0		0-0-0			NEUTRAL			0-0-0			0-0-0			0-0-0							
RPI	S	Opponent		Score		RPI	S	Opponent		Score		RPI	S	Opponent		Score		RPI	S	Opponent		Score	
25	H	UC Santa Barbara		9	4	40	H	Nebraska		6	21	57	A	LMU (CA)		4	5	110	A	Grand Canyon		5	3
25	H	UC Santa Barbara		4	15	40	H	Nebraska		1	7	57	H	LMU (CA)		1	5	110	H	Grand Canyon		7	10
25	H	UC Santa Barbara		7	2	40	H	Nebraska		10	9	58	H	UC Irvine		3	1	115	H	Cal St. Fullerton		8	11
						40	H	Nebraska		6	10	58	H	UC Irvine		4	11	115	H	Cal St. Fullerton		5	13
												58	H	UC Irvine		7	22	115	H	Cal St. Fullerton		8	3
												70	H	Oregon		3	1	124	A	California Baptist		7	4
												93	A	San Diego		6	7	124	H	California Baptist		5	4
												93	H	San Diego		3	31	124	H	California Baptist		8	3
												98	A	Tulane		10	1	125	A	San Francisco		2	8
												98	A	Tulane		1	10	125	A	San Francisco		3	4
												98	A	Tulane		0	10	126	A	UNLV		7	12
																		126	A	UNLV		7	11
																		126	H	UNLV		11	7
																		127	A	Cal Poly		4	7
																		127	A	Cal Poly		6	5
																		127	A	Cal Poly		3	12
																		168	A	New Mexico		10	11
																		168	A	New Mexico		18	10
																		168	A	New Mexico		9	10
																		182	A	San Jose St.		4	5
																		182	A	San Jose St.		1	9
																		182	A	San Jose St.		12	3
LAST 10 GAMES																							
						58	H	UC Irvine		7	22	127	A	Cal Poly		4	7	201	A	CSUN		1	25
						58	H	UC Irvine		3	1	127	A	Cal Poly		3	12	201	A	CSUN		5	14
						58	H	UC Irvine		4	11	110	H	Grand Canyon		7	10	201	A	CSUN		6	11
						70	H	Oregon		3	1	115	H	Cal St. Fullerton		8	3	229	A	Long Beach St.		1	3
						127	A	Cal Poly		6	5	115	H	Cal St. Fullerton		5	13	229	A	Long Beach St.		1	6

Non-Div. I Games:

UC Riverside

RPI	S	Opponent	Score	
229	A	Long Beach St.	4	6
231	A	CSU Bakersfield	12	1
231	H	CSU Bakersfield	6	3
239	A	UC Davis	6	8
239	A	UC Davis	4	3
239	A	UC Davis	2	10
243	H	Hawaii	3	15
243	H	Hawaii	4	3
243	H	Hawaii	16	5
285	N	Rider	1	5
285	N	Rider	2	4

UC Riverside

[illegible]

Non-Div. I Games:

Purdue

RPI	S	Opponent	Score	
256	H	Valparaiso	5	1
259	H	Southeast Mo. St.	6	2
259	H	Southeast Mo. St.	2	3
259	H	Southeast Mo. St.	8	3
275	H	Bowling Green	9	2
288	H	Chicago St.	10	1
298	H	Purdue Fort Wayne	11	2

Purdue

P
u
r
d
u
e

P
u
r
d
u
e

Average RPI Win:	232	WON-LOST	WINNING	LAST 10	STRENGTH OF	OPP. STRENGTH	TEAM	ADJ	CONF.	ADJ CONF.	
Average RPI Loss:	154	RECORD	PCT. RANK	GAMES	SCHEDULE	OF SCHEDULE	RPI	RPI	RPI	RPI	
DIV. I ONLY	30-24-0	.55556	103	6-4-0	274	224	218	.46409	218	19	20
DIV. I NON-CONF.	19-11-0	.63333	76	2-2-0	293	270	209	.46561	208	22	22
<hr/>											
TOTALS	RPI 1-25	RPI 26-50		W-L RECORDS		RPI 51-100		RPI 101-150		RPI 150+	
30-24-0	0-2-0	0-0-0		OVERALL		2-6-0		2-4-0		26-12-0	
21-11-0	0-0-0	0-0-0		HOME		1-0-0		2-4-0		18-7-0	
9-13-0	0-2-0	0-0-0		AWAY		1-6-0		0-0-0		8-5-0	
0-0-0	0-0-0	0-0-0		NEUTRAL		0-0-0		0-0-0		0-0-0	
19-11-0	0-2-0	0-0-0		NON-CONFERENCE		1-4-0		0-0-0		18-5-0	
15-5-0	0-0-0	0-0-0		HOME		1-0-0		0-0-0		14-5-0	
4-6-0	0-2-0	0-0-		AWAY		0-4-0		0-0-0		4-0-0	
0-0-0	0-0-0	0-0-0		NEUTRAL		0-0-0		0-0-0		0-0-0	
11-13-0	0-0-0	0-0-0		CONFERENCE		1-2-0		2-4-0		8-7-0	
6-6-0	0-0-0	0-0-0		HOME		0-0-0		2-4-0		4-2-0	
5-7-0	0-0-0	0-0-0		AWAY		1-2-0		0-0-0		4-5-0	
0-0-0	0-0-0	0-0-0		NEUTRAL		0-0-0		0-0-0		0-0-0	
RPI S	Opponent	Score	RPI S	Opponent	Score	RPI S	Opponent	Score	RPI S	Opponent	Score
15 A	West Virginia	2 13				59 A	VCU	3 4	145 H	Rhode Island	1 19
15 A	West Virginia	1 10				59 A	VCU	2 1	145 H	Rhode Island	1 6
						59 A	VCU	7 9	145 H	Rhode Island	4 3
						85 A	William & Mary	1 2	146 H	Davidson	5 6
						85 H	William & Mary	8 4	146 H	Davidson	6 5
						98 A	Tulane	6 7	146 H	Davidson	0 3
						98 A	Tulane	2 3	162 A	Richmond	5 3
						98 A	Tulane	6 16	162 A	Richmond	2 9
									162 A	Richmond	4 11
									169 A	Massachusetts	4 10
									169 A	Massachusetts	0 8
									169 A	Massachusetts	4 2
									188 H	Penn	8 4
									209 H	UMass Lowell	1 12
									209 H	UMass Lowell	9 6
									209 H	UMass Lowell	5 4
									225 H	Saint Joseph's	12 18
									225 H	Saint Joseph's	10 4
									225 H	Saint Joseph's	2 4
									228 H	Manhattan	7 6
									228 H	Manhattan	18 7
									228 H	Manhattan	8 12
									245 A	Georgetown	18 6
									245 H	Georgetown	4 14
									253 A	Towson	4 3
									253 H	Towson	13 8
									258 A	UMBC	11 6
<hr/>											
LAST 10 GAMES											
15 A	West Virginia	2 13	162 A	Richmond	2 9	245 A	Georgetown	18 6			
15 A	West Virginia	1 10	162 A	Richmond	4 11	245 H	Georgetown	4 14			
274 H	St. Bonaventure	6 5	162 A	Richmond	5 3	253 A	Towson	4 3			
274 H	St. Bonaventure	10 3	268 H	Coppin St.	12 2	253 H	Towson	13 8			
274 H	St. Bonaventure	11 9	188 H	Penn	8 4	258 A	UMBC	11 6			

Non-Div. I Games:

George Washington

RPI	S	Opponent	Score	
258	H	UMBC	12	14
260	A	George Mason	8	5
260	A	George Mason	16	7
260	A	George Mason	2	13
268	A	Coppin St.	7	1
268	H	Coppin St.	12	2
272	H	Delaware St.	18	1
274	H	St. Bonaventure	10	3
274	H	St. Bonaventure	6	5
274	H	St. Bonaventure	11	9
284	H	Iona	6	2
284	H	Iona	15	7
284	H	Iona	2	8
296	H	UMES	15	3
299	H	Saint Peter's	7	5
299	H	Saint Peter's	9	0
299	H	Saint Peter's	20	0

George Washington

G
e
o
r
g
e
W
a
s
h
i
n
g
t
o
n

G
e
o
r
g
e
W
a
s
h
i
n
g
t
o
n

Ohio

Ohio

RPI	S	Opponent	Score	
223	A	Western Mich.	1	7
223	A	Western Mich.	8	6
223	A	Western Mich.	8	6
226	A	Northern Ill.	1	5
226	A	Northern Ill.	2	5
226	A	Northern Ill.	6	7
226	N	Northern Ill.	3	6
234	A	USC Upstate	2	3
234	A	USC Upstate	7	10
234	A	USC Upstate	2	1
252	H	Toledo	5	2
252	H	Toledo	16	5
252	H	Toledo	8	12
275	H	Bowling Green	12	4
275	H	Bowling Green	3	7
275	H	Bowling Green	12	2
278	A	Youngstown St.	3	2
287	A	Eastern Mich.	6	3
287	A	Eastern Mich.	8	2
287	A	Eastern Mich.	6	1

O
h
i
o

O
h
i
o

Average RPI Win:		163	WON-LOST RECORD		WINNING PCT. RANK		LAST 10 GAMES		STRENGTH OF SCHEDULE		OPP. STRENGTH OF SCHEDULE		TEAM RPI		ADJ RPI		CONF. RPI		ADJ CONF. RPI				
DIV. I ONLY			18-35-0		.33962 255		4-6-0		113		129		220		.46108 220		12		12				
DIV. I NON-CONF.			8-13-0		.38095 209		1-0-0		105		100		196		.47334 196		13		13				
TOTALS		RPI 1-25		RPI 26-50		W-L RECORDS		RPI 51-100		RPI 101-150		RPI 150+											
18-35-0		0-1-0		0-3-0		OVERALL		3-10-0		7-9-0		8-12-0											
14-13-0		0-0-0		0-0-0		HOME		3-6-0		6-5-0		5-2-0											
4-22-0		0-1-0		0-3-0		AWAY		0-4-0		1-4-0		3-10-0											
0-0-0		0-0-0		0-0-0		NEUTRAL		0-0-0		0-0-0		0-0-0											
8-13-0		0-1-0		0-3-0		NON-CONFERENCE		2-5-0		3-4-0		3-0-0											
8-3-0		0-0-0		0-0-0		HOME		2-1-0		3-2-0		3-0-0											
0-10-0		0-1-0		0-0-		AWAY		0-4-0		0-2-0		0-0-0											
0-0-0		0-0-0		0-0-0		NEUTRAL		0-0-0		0-0-0		0-0-0											
10-22-0		0-0-0		0-0-0		CONFERENCE		1-5-0		4-5-0		5-12-0											
6-10-0		0-0-0		0-0-0		HOME		1-5-0		3-3-0		2-2-0											
4-12-0		0-0-0		0-0-0		AWAY		0-0-0		1-2-0		3-10-0											
0-0-0		0-0-0		0-0-0		NEUTRAL		0-0-0		0-0-0		0-0-0											
RPI	S	Opponent		Score		RPI	S	Opponent		Score		RPI	S	Opponent		Score							
18	A	Texas A&M		5	12	26	A	DBU		1	2	53	A	Texas St.		8	17	108	A	Incarnate Word 8 6			
						26	A	DBU		2	12	75	H	Sam Houston St.		5	17	108	A	Incarnate Word 3 6			
						26	A	DBU		1	7	75	H	Sam Houston St.		4	7	108	A	Incarnate Word 3 4			
												75	H	Sam Houston St.		3	6	114	A	UTRGV 0 6			
												90	H	McNeese		6	16	114	H	UTRGV 13 7			
												90	H	Cincinnati		2	1	121	H	Northwestern St. 10 2			
												90	H	McNeese		1	5	121	H	Northwestern St. 12 2			
												90	H	Cincinnati		5	4	121	H	Northwestern St. 5 7			
												90	H	Cincinnati		4	5	129	H	Central Ark. 1 4			
												90	H	McNeese		6	2	129	H	Central Ark. 4 2			
												98	A	Tulane		1	3	129	H	Central Ark. 1 2			
												98	A	Tulane		2	3	134	A	UTSA 8 11			
												98	A	Tulane		2	6	134	H	UTSA 6 14			
														142 H Northeastern				142	H	Northeastern 5 2			
														142 H Northeastern				142	H	Northeastern 8 14			
														142 H Northeastern				142	H	Northeastern 9 3			
														158 A New Orleans				158	A	New Orleans 6 14			
														158 A New Orleans				158	A	New Orleans 5 11			
														158 A New Orleans				158	A	New Orleans 7 8			
														159 A A&M-Corpus Christi				159	A	A&M-Corpus Christi 2 6			
														159 A A&M-Corpus Christi				159	A	A&M-Corpus Christi 7 9			
														159 A A&M-Corpus Christi				159	A	A&M-Corpus Christi 14 0			
														176 A SFA				176	A	SFA 0 6			
														176 A SFA				176	A	SFA 0 1			
														176 A SFA				176	A	SFA 2 4			
														192 A Nicholls St.				192	A	Nicholls St. 6 3			
														192 A Nicholls St.				192	A	Nicholls St. 3 4			
														192 A Nicholls St.				192	A	Nicholls St. 6 3			
														192 A Nicholls St.				192	A	Nicholls St. 3 4			
														249 H Texas Southern				249	H	Texas Southern 6 4			
LAST 10 GAMES																							
						90	H	McNeese		1	5	158	A	New Orleans		7	8	176	A	SFA 0 6			
						90	H	McNeese		6	16	192	A	Nicholls St.		6	3	176	A	SFA 0 1			
						90	H	McNeese		6	2	192	A	Nicholls St.		3	4	176	A	SFA 2 4			
						158	A	New Orleans		5	11	192	A	Nicholls St.		11	7	192	A	Nicholls St. 6 3			
						158	A	New Orleans		6	14	249	H	Texas Southern		6	4	192	A	Nicholls St. 3 4			

Non-Div. I Games:

Houston Baptist

RPI	S	Opponent	Score	
192	A	Nicholls St.	11	7
200	H	Abilene Christian	8	1
200	H	Abilene Christian	5	1
200	H	Abilene Christian	6	21
214	A	Lamar University	1	11
214	H	Lamar University	3	6
249	H	Texas Southern	6	4
293	H	Prairie View	21	5
293	H	Prairie View	10	3

Houston Baptist

H
o
u
s
t
o
n
B
a
p
t
i
s
t

H
o
u
s
t
o
n
B
a
p
t
i
s
t

Average RPI Win:	151	WON-LOST	WINNING	LAST 10	STRENGTH OF	OPP. STRENGTH	TEAM	ADJ	CONF.	ADJ CONF.	
Average RPI Loss:	77	RECORD	PCT. RANK	GAMES	SCHEDULE	OF SCHEDULE	RPI	RPI	RPI	RPI	
DIV. I ONLY	11-42-1	.21296	291	1-9-0	72	50	221	.45738	221	4	4
DIV. I NON-CONF.	8-16-0	.33333	224	0-1-0	192	176	201	.47149	200	3	3
<hr/>											
TOTALS	RPI 1-25	RPI 26-50		W-L RECORDS		RPI 51-100		RPI 101-150		RPI 150+	
11-42-1	0-6-0	0-9-0		OVERALL		4-18-1		2-3-0		5-6-0	
5-14-0	0-6-0	0-0-0		HOME		3-7-0		0-0-0		2-1-0	
6-28-1	0-0-0	0-9-0		AWAY		1-11-1		2-3-0		3-5-0	
0-0-0	0-0-0	0-0-0		NEUTRAL		0-0-0		0-0-0		0-0-0	
<hr/>											
8-16-0	0-0-0	0-0-0		NON-CONFERENCE		2-9-0		2-3-0		4-4-0	
3-1-0	0-0-0	0-0-0		HOME		1-0-0		0-0-0		2-1-0	
5-15-0	0-0-0	0-0-		AWAY		1-9-0		2-3-0		2-3-0	
0-0-0	0-0-0	0-0-0		NEUTRAL		0-0-0		0-0-0		0-0-0	
<hr/>											
3-26-1	0-6-0	0-9-0		CONFERENCE		2-9-1		0-0-0		1-2-0	
2-13-0	0-6-0	0-0-0		HOME		2-7-0		0-0-0		0-0-0	
1-13-1	0-0-0	0-9-0		AWAY		0-2-1		0-0-0		1-2-0	
0-0-0	0-0-0	0-0-0		NEUTRAL		0-0-0		0-0-0		0-0-0	
<hr/>											
RPI	S	Opponent	Score	RPI	S	Opponent	Score	RPI	S	Opponent	Score
2	H	UCLA	0 10	29	A	Oregon St.	3 4	52	H	Arizona	4 21
2	H	UCLA	2 6	29	A	Oregon St.	4 18	52	H	Arizona	4 10
2	H	UCLA	10 13	29	A	Oregon St.	0 2	52	H	Arizona	7 15
10	H	Stanford	5 8	36	A	California	0 6	57	A	LMU (CA)	2 3
10	H	Stanford	1 7	36	A	California	1 6	58	A	UC Irvine	1 4
10	H	Stanford	2 14	36	A	California	5 9	58	A	UC Irvine	1 5
				39	A	Arizona St.	7 8	58	A	UC Irvine	4 8
				39	A	Arizona St.	0 6	63	A	Saint Mary's (CA)	1 9
				39	A	Arizona St.	5 6	63	A	Saint Mary's (CA)	3 6
								63	A	Saint Mary's (CA)	1 8
								63	A	Saint Mary's (CA)	8 14
								70	H	Oregon	8 7
								70	H	Oregon	3 21
								70	H	Oregon	8 11
								74	H	Washington	2 7
								74	H	Washington	13 2
								74	H	Washington	2 10
								75	A	Gonzaga	9 5
								75	A	Gonzaga	5 8
								75	H	Gonzaga	12 10
<hr/>											
				LAST 10 GAMES							
				52 H Arizona				7 15			
				52 H Arizona				4 10			
				52 H Arizona				4 21			
				180 A Utah				8 4			
				180 A Utah				1 2			

Non-Div. I Games:

Washington St.

RPI	S	Opponent	Score	
77	A	Southern California	0	4
77	A	Southern California	1	10
77	A	Southern California	10	10

180	A	Utah	4	6
266	A	Utah Valley	13	20
2	H	UCLA	10	13
2	H	UCLA	0	10
2	H	UCLA	2	6

W
a
s
h
i
n
g
t
o
n
s
t
.

W
a
s
h
i
n
g
t
o
n
s
t
.

Average RPI Win: 166		WON-LOST	WINNING	LAST 10	STRENGTH OF		OPP. STRENGTH	TEAM	ADJ	CONF.	ADJ CONF.
Average RPI Loss: 117		RECORD	PCT. RANK	GAMES	SCHEDULE		OF SCHEDULE	RPI	RPI	RPI	RPI
DIV. I ONLY		18-37-0	.32727	258	2-8-0		141	87	222	.45729	222
DIV. I NON-CONF.		7-18-0	.28	252	0-2-0		170	79	253	.43968	253
TOTALS		RPI 1-25	RPI 26-50		W-L RECORDS		RPI 51-100		RPI 101-150		RPI 150+
18-37-0		0-3-0	0-10-0		OVERALL		2-3-0		6-8-0		10-13-0
13-14-0		0-1-0	0-3-0		HOME		2-3-0		3-1-0		8-6-0
5-23-0		0-2-0	0-7-0		AWAY		0-0-0		3-7-0		2-7-0
0-0-0		0-0-0	0-0-0		NEUTRAL		0-0-0		0-0-0		0-0-0
7-18-0		0-3-0	0-4-0		NON-CONFERENCE		1-1-0		2-3-0		4-7-0
6-6-0		0-1-0	0-0-0		HOME		1-1-0		1-0-0		4-4-0
1-12-0		0-2-0	0-0-		AWAY		0-0-0		1-3-0		0-3-0
0-0-0		0-0-0	0-0-0		NEUTRAL		0-0-0		0-0-0		0-0-0
11-19-0		0-0-0	0-6-0		CONFERENCE		1-2-0		4-5-0		6-6-0
7-8-0		0-0-0	0-3-0		HOME		1-2-0		2-1-0		4-2-0
4-11-0		0-0-0	0-3-0		AWAY		0-0-0		2-4-0		2-4-0
0-0-0		0-0-0	0-0-0		NEUTRAL		0-0-0		0-0-0		0-0-0
RPI S	Opponent	Score	RPI S	Opponent	Score	RPI S	Opponent	Score	RPI S	Opponent	Score
1 A	Vanderbilt	2 5	37 A	Fla. Atlantic	7 8	61 H	Louisiana Tech	1 5	123 A	Austin Peay	3 10
1 H	Vanderbilt	3 15	37 A	Fla. Atlantic	4 5	61 H	Louisiana Tech	4 1	123 H	Austin Peay	7 1
13 A	Tennessee	0 2	37 A	Fla. Atlantic	7 8	61 H	Louisiana Tech	5 10	131 A	Memphis	2 1
			43 H	Southern Miss.	1 7	100 H	Bradley	1 2	131 A	Memphis	6 8
			43 H	Southern Miss.	5 6	100 H	Bradley	1 0	131 A	Memphis	5 7
			43 H	Southern Miss.	3 11				133 H	UAB	9 2
			44 A	Alabama	0 2				133 H	UAB	8 10
			50 A	Kentucky	1 4				133 H	UAB	7 3
			50 A	Kentucky	0 7				134 A	UTSA	4 10
			50 A	Kentucky	4 5				134 A	UTSA	7 4
									134 A	UTSA	9 4
									140 A	Rice	4 10
									140 A	Rice	2 7
									140 A	Rice	5 7
									161 H	Western Ky.	13 4
									161 H	Western Ky.	11 4
									161 H	Western Ky.	13 10
									165 A	Lipscomb	10 12
									165 H	Lipscomb	6 8
									171 H	FIU	3 7
									171 H	FIU	6 10
									171 H	FIU	3 1
									178 A	Marshall	10 5
									178 A	Marshall	3 13
									178 A	Marshall	0 7
									198 A	Murray St.	6 12
									198 H	Murray St.	8 5
LAST 10 GAMES			LAST 10 GAMES			LAST 10 GAMES			LAST 10 GAMES		
			37 A	Fla. Atlantic	7 8				171 H	FIU	3 7
			37 A	Fla. Atlantic	7 8				171 H	FIU	3 1
			37 A	Fla. Atlantic	4 5				237 A	Tennessee Tech	9 10
			1 A	Vanderbilt	2 5				215 A	Charlotte	0 5
			171 H	FIU	6 10				215 A	Charlotte	3 2

Non-Div. I Games:

Middle Tenn.

RPI	S	Opponent	Score	
203	H	Belmont	4	5
215	A	Charlotte	2	4
215	A	Charlotte	0	5
215	A	Charlotte	3	2
226	H	Northern Ill.	2	3
237	A	Tennessee Tech	9	10
237	H	Tennessee Tech	11	4
275	H	Bowling Green	3	2
275	H	Bowling Green	7	0
275	H	Bowling Green	3	4

Middle Tenn.

M
i
d
d
l
e
T
e
n
n
.

M
i
d
d
l
e
T
e
n
n
.

Average RPI Win: 225		WON-LOST	WINNING	LAST 10	STRENGTH OF		OPP. STRENGTH	TEAM	ADJ	CONF.	ADJ CONF.
Average RPI Loss: 164		RECORD	PCT. RANK	GAMES	SCHEDULE		OF SCHEDULE	RPI	RPI	RPI	RPI
DIV. I ONLY		18-31-0	.36735	243	5-5-0		238	239	223	.45656	223
DIV. I NON-CONF.		7-17-0	.29167	243	0-1-0		264	215	249	.44187	249
TOTALS		RPI 1-25	RPI 26-50		W-L RECORDS		RPI 51-100		RPI 101-150		RPI 150+
18-31-0	0-1-0	0-0-0		OVERALL		0-3-0		3-10-0		15-17-0	
6-3-0	0-0-0	0-0-0		HOME		0-0-0		0-0-0		6-3-0	
9-27-0	0-1-0	0-0-0		AWAY		0-3-0		3-10-0		6-13-0	
3-1-0	0-0-0	0-0-0		NEUTRAL		0-0-0		0-0-0		3-1-0	
7-17-0	0-1-0	0-0-0		NON-CONFERENCE		0-0-0		2-5-0		5-11-0	
0-0-0	0-0-0	0-0-0		HOME		0-0-0		0-0-0		0-0-0	
4-16-0	0-1-0	0-0-		AWAY		0-0-0		2-5-0		2-10-0	
3-1-0	0-0-0	0-0-0		NEUTRAL		0-0-0		0-0-0		3-1-0	
11-14-0	0-0-0	0-0-0		CONFERENCE		0-3-0		1-5-0		10-6-0	
6-3-0	0-0-0	0-0-0		HOME		0-0-0		0-0-0		6-3-0	
5-11-0	0-0-0	0-0-0		AWAY		0-3-0		1-5-0		4-3-0	
0-0-0	0-0-0	0-0-0		NEUTRAL		0-0-0		0-0-0		0-0-0	
RPI S	Opponent	Score		RPI S	Opponent	Score		RPI S	Opponent	Score	
19 A	Michigan	5	12					62 A	Central Mich.	4	5
								62 A	Central Mich.	8	11
								62 A	Central Mich.	1	6
								101 A	Notre Dame	12	2
								109 A	North Florida	2	11
								109 A	North Florida	4	10
								109 A	North Florida	10	1
								116 A	Ball St.	3	10
								116 A	Ball St.	15	20
								116 A	Ball St.	5	8
								117 A	South Fla.	9	10
								117 A	South Fla.	6	7
								117 A	South Fla.	6	9
								143 A	Kent St.	11	1
								143 A	Kent St.	5	9
								143 A	Kent St.	3	15
								154 A	Miami (OH)	4	6
								154 A	Miami (OH)	0	5
								154 A	Miami (OH)	6	3
								165 A	Lipscomb	17	5
								165 A	Lipscomb	5	13
								170 A	Michigan St.	2	3
								170 N	Michigan St.	2	5
								193 A	Pittsburgh	3	14
								203 A	Belmont	1	2
								219 H	Ohio	6	8
								219 H	Ohio	6	8
								219 H	Ohio	7	1
								226 H	Northern Ill.	6	12
								226 H	Northern Ill.	10	4
LAST 10 GAMES											
219 H	Ohio	6	8	154 A	Miami (OH)	4	6	219 H	Ohio	6	8
219 H	Ohio	7	1	193 A	Pittsburgh	3	14	219 H	Ohio	6	8
219 H	Ohio	6	8	287 H	Eastern Mich.	7	6	219 H	Ohio	7	1
154 A	Miami (OH)	0	5	287 H	Eastern Mich.	12	2	226 H	Northern Ill.	6	12
154 A	Miami (OH)	6	3	287 H	Eastern Mich.	4	2	226 H	Northern Ill.	10	4

Non-Div. I Games:

Western Mich.

RPI	S	Opponent	Score	
226	H	Northern Ill.	9	4
242	A	Butler	2	1
242	A	Butler	0	10
242	A	Butler	4	7
245	N	Georgetown	22	1
252	A	Toledo	6	3
256	A	Valparaiso	1	11
259	A	Southeast Mo. St.	1	5
259	A	Southeast Mo. St.	4	8
259	A	Southeast Mo. St.	8	9
274	N	St. Bonaventure	8	3
275	A	Bowling Green	5	1
275	A	Bowling Green	3	4
275	A	Bowling Green	4	2
281	N	Villanova	11	2
287	H	Eastern Mich.	12	2
287	H	Eastern Mich.	4	2
287	H	Eastern Mich.	7	6

Western Mich.

W
e
s
t
e
r
n
M
i
c
h
.

W
e
s
t
e
r
n
M
i
c
h
.

Average RPI Win: 213		WON-LOST	WINNING	LAST 10	STRENGTH OF	OPP. STRENGTH	TEAM	ADJ	CONF.	ADJ CONF.					
Average RPI Loss: 152		RECORD	PCT. RANK	GAMES	SCHEDULE	OF SCHEDULE	RPI	RPI	RPI	RPI					
DIV. I ONLY		17-27-1	.38889	230	5-5-0	232	223	224	.45632	224	13	13			
DIV. I NON-CONF.		10-10-1	.5	144	2-0-0	294	288	220	.46017	220	15	15			
TOTALS		RPI 1-25	RPI 26-50		W-L RECORDS		RPI 51-100		RPI 101-150		RPI 150+				
17-27-1	0-0-0		1-2-0		OVERALL	1-4-0		1-8-0		14-13-1					
4-8-0	0-0-0		0-0-0		HOME	1-2-0		1-2-0		2-4-0					
9-16-0	0-0-0		1-2-0		AWAY	0-2-0		0-6-0		8-6-0					
4-3-1	0-0-0		0-0-0		NEUTRAL	0-0-0		0-0-0		4-3-1					
10-10-1	0-0-0		0-0-0		NON-CONFERENCE	0-2-0		0-3-0		10-5-1					
0-0-0	0-0-0		0-0-0		HOME	0-0-0		0-0-0		0-0-0					
6-7-0	0-0-0		0-0-		AWAY	0-2-0		0-3-0		6-2-0					
4-3-1	0-0-0		0-0-0		NEUTRAL	0-0-0		0-0-0		4-3-1					
7-17-0	0-0-0		1-2-0		CONFERENCE	1-2-0		1-5-0		4-8-0					
4-8-0	0-0-0		0-0-0		HOME	1-2-0		1-2-0		2-4-0					
3-9-0	0-0-0		1-2-0		AWAY	0-0-0		0-3-0		2-4-0					
0-0-0	0-0-0		0-0-0		NEUTRAL	0-0-0		0-0-0		0-0-0					
RPI	S	Opponent	Score	RPI	S	Opponent	Score	RPI	S	Opponent	Score				
				42	A	Liberty	2 8	78	H	Jacksonville	5 6	109	A	North Florida	3 8
				42	A	Liberty	1 8	78	H	Jacksonville	2 5	109	A	North Florida	2 5
				42	A	Liberty	9 2	78	H	Jacksonville	5 2	109	A	North Florida	0 4
								86	A	Morehead St.	5 21	128	H	FGCU	1 6
								86	A	Morehead St.	7 11	128	H	FGCU	8 4
												128	H	FGCU	3 4
												149	A	ETSU	2 12
												149	A	ETSU	2 3
												149	A	ETSU	1 8
												165	H	Lipscomb	5 1
												165	H	Lipscomb	4 7
												165	H	Lipscomb	5 10
												174	H	Kennesaw St.	11 13
												174	H	Kennesaw St.	8 18
												174	H	Kennesaw St.	7 6
												183	A	Stetson	3 4
												183	A	Stetson	0 1
												183	A	Stetson	3 1
												185	A	Fairfield	8 0
												186	N	Seton Hall	5 8
												216	N	Purdue	9 3
												216	N	Purdue	8 9
												216	N	Purdue	2 3
												228	A	Manhattan	9 7
												240	A	Monmouth	1 3
												241	A	North Ala.	1 8
												241	A	North Ala.	10 0
LAST 10 GAMES															
				128	H	FGCU	1 6	241	A	North Ala.	1 8	216	N	Purdue	2 3
				128	H	FGCU	3 4	241	A	North Ala.	10 0	228	A	Manhattan	9 7
				128	H	FGCU	8 4	185	A	Fairfield	8 0	240	A	Monmouth	1 3
				299	A	Saint Peter's	18 11	174	H	Kennesaw St.	7 6	241	A	North Ala.	1 8
				241	A	North Ala.	3 8	174	H	Kennesaw St.	8 18	241	A	North Ala.	10 0

Non-Div. I Games:

NJIT

RPI	S	Opponent	Score	
241	A	North Ala.	3	8
263	A	Norfolk St.	11	5
263	A	Norfolk St.	4	3
285	A	Rider	10	16
287	N	Eastern Mich.	9	9
287	N	Eastern Mich.	10	9
287	N	Eastern Mich.	5	4
287	N	Eastern Mich.	10	4
299	A	Saint Peter's	6	2
299	A	Saint Peter's	18	11

NJIT

Average RPI Win:	224	WON-LOST	WINNING	LAST 10	STRENGTH OF	OPP. STRENGTH	TEAM	ADJ	CONF.	ADJ CONF.	
Average RPI Loss:	172	RECORD	PCT. RANK	GAMES	SCHEDULE	OF SCHEDULE	RPI	RPI	RPI	RPI	
DIV. I ONLY	21-28-0	.42857	208	5-5-0	228	246	225	.45628	225	19	20
DIV. I NON-CONF.	8-17-0	.32	233	0-1-0	268	271	275	.41878	275	22	22
<hr/>											
TOTALS	RPI 1-25	RPI 26-50		W-L RECORDS		RPI 51-100		RPI 101-150		RPI 150+	
21-28-0	0-0-0	0-0-0		OVERALL		0-6-0		2-8-0		19-14-0	
8-9-0	0-0-0	0-0-0		HOME		0-4-0		0-0-0		8-5-0	
9-10-0	0-0-0	0-0-0		AWAY		0-0-0		2-6-0		7-4-0	
4-9-0	0-0-0	0-0-0		NEUTRAL		0-2-0		0-2-0		4-5-0	
8-17-0	0-0-0	0-0-0		NON-CONFERENCE		0-3-0		1-3-0		7-11-0	
1-4-0	0-0-0	0-0-0		HOME		0-1-0		0-0-0		1-3-0	
3-4-0	0-0-0	0-0-		AWAY		0-0-0		1-1-0		2-3-0	
4-9-0	0-0-0	0-0-0		NEUTRAL		0-2-0		0-2-0		4-5-0	
13-11-0	0-0-0	0-0-0		CONFERENCE		0-3-0		1-5-0		12-3-0	
7-5-0	0-0-0	0-0-0		HOME		0-3-0		0-0-0		7-2-0	
6-6-0	0-0-0	0-0-0		AWAY		0-0-0		1-5-0		5-1-0	
0-0-0	0-0-0	0-0-0		NEUTRAL		0-0-0		0-0-0		0-0-0	
RPI	S	Opponent	Score	RPI	S	Opponent	Score	RPI	S	Opponent	Score
						59 H VCU	3 9	103 N Harvard		3 5	
						59 H VCU	3 13	116 N Ball St.		5 7	
						59 H VCU	0 4	135 A Fordham		0 6	
						69 N Kansas	5 7	135 A Fordham		0 2	
						85 H William & Mary	8 9	135 A Fordham		3 4	
						98 N Tulane	7 12	141 A Dayton		6 11	
								141 A Dayton		7 6	
								141 A Dayton		1 2	
								148 A UNCW		4 2	
								148 A UNCW		8 10	
								151 N Army West Point		3 2	
								151 N Army West Point		5 11	
								169 A Massachusetts		8 4	
								169 A Massachusetts		8 5	
								169 A Massachusetts		2 0	
								177 N Central Conn. St.		8 2	
								186 N Seton Hall		7 4	
								188 A Penn		7 20	
								210 H Lafayette		1 3	
								218 A George Washington		4 2	
								218 A George Washington		4 10	
								218 A George Washington		18 12	
				LAST 10 GAMES							
				169 A Massachusetts	8 5	59 H VCU	0 4	233 A Delaware		5 6	
				169 A Massachusetts	8 4	59 H VCU	3 9	233 H Delaware		2 6	
				169 A Massachusetts	2 0	274 H St. Bonaventure	7 8	245 N Georgetown		4 8	
				85 H William & Mary	8 9	274 H St. Bonaventure	3 2	251 N VMI		3 9	
				59 H VCU	3 13	274 H St. Bonaventure	3 2	251 N VMI		4 9	

Non-Div. I Games:

Saint Joseph's

RPI	S	Opponent	Score	
254	H	La Salle	6	5
254	H	La Salle	20	7
254	H	La Salle	1	7
260	H	George Mason	14	3
260	H	George Mason	11	5
260	H	George Mason	18	9
261	N	Dartmouth	2	4
273	H	Lehigh	15	20
274	H	St. Bonaventure	3	2
274	H	St. Bonaventure	7	8
274	H	St. Bonaventure	3	2
281	A	Villanova	7	8
281	H	Villanova	4	0
282	A	Bucknell	5	4
282	N	Bucknell	3	2
285	A	Rider	13	7

Saint Joseph's

S
a
i
n
t
J
o
s
e
p
h
'
s

S
a
i
n
t
J
o
s
e
p
h
'
s

Average RPI Win: 215		WON-LOST	WINNING	LAST 10	STRENGTH OF		OPP. STRENGTH	TEAM	ADJ	CONF.	ADJ CONF.
Average RPI Loss: 143		RECORD	PCT. RANK	GAMES	SCHEDULE		OF SCHEDULE	RPI	RPI	RPI	RPI
DIV. I ONLY		20-36-0	.35714	246	5-5-0		180	243	226	.45597	226
DIV. I NON-CONF.		4-22-0	.15385	289	0-1-0		204	217	279	.41439	279
TOTALS		RPI 1-25	RPI 26-50		W-L RECORDS		RPI 51-100		RPI 101-150		RPI 150+
20-36-0	0-1-0	0-0-0		OVERALL		0-8-0		2-15-0		18-12-0	
9-7-0	0-0-0	0-0-0		HOME		0-0-0		2-5-0		7-2-0	
8-22-0	0-1-0	0-0-0		AWAY		0-5-0		0-8-0		8-8-0	
3-7-0	0-0-0	0-0-0		NEUTRAL		0-3-0		0-2-0		3-2-0	
4-22-0	0-1-0	0-0-0		NON-CONFERENCE		0-5-0		0-9-0		4-7-0	
0-2-0	0-0-0	0-0-0		HOME		0-0-0		0-1-0		0-1-0	
3-15-0	0-1-0	0-0-		AWAY		0-2-0		0-8-0		3-4-0	
1-5-0	0-0-0	0-0-0		NEUTRAL		0-3-0		0-0-0		1-2-0	
16-14-0	0-0-0	0-0-0		CONFERENCE		0-3-0		2-6-0		14-5-0	
9-5-0	0-0-0	0-0-0		HOME		0-0-0		2-4-0		7-1-0	
5-7-0	0-0-0	0-0-0		AWAY		0-3-0		0-0-0		5-4-0	
2-2-0	0-0-0	0-0-0		NEUTRAL		0-0-0		0-2-0		2-0-0	
RPI S	Opponent	Score		RPI S	Opponent	Score		RPI S	Opponent	Score	
23 A	Illinois St.	2	10					62 A	Central Mich.	2	5
								62 A	Central Mich.	10	14
								62 A	Central Mich.	4	6
								69 N	Kansas	1	8
								69 N	Kansas	1	3
								69 N	Kansas	2	7
								97 A	Kansas St.	3	8
								97 A	Kansas St.	6	9
								106 A	Iowa	6	8
								116 H	Ball St.	2	6
								116 H	Ball St.	1	4
								116 H	Ball St.	7	5
								116 N	Ball St.	4	10
								116 N	Ball St.	7	8
								123 A	Austin Peay	3	15
								123 A	Austin Peay	3	8
								124 A	California Baptist	4	8
								124 A	California Baptist	2	4
								124 A	California Baptist	7	10
								124 A	California Baptist	0	8
								143 H	Kent St.	3	10
								143 H	Kent St.	10	11
								143 H	Kent St.	17	11
								147 A	Milwaukee	3	5
								147 H	Milwaukee	2	4
								154 A	Miami (OH)	6	3
								154 A	Miami (OH)	13	3
								154 A	Miami (OH)	0	12
								154 N	Miami (OH)	4	0
								166 A	Southern Ill.	17	2
								166 A	Southern Ill.	6	8
								166 A	Southern Ill.	1	3
								187 A	UIC	3	8
								187 H	UIC	10	15
								203 A	Belmont	7	5
LAST 10 GAMES											
				116 N	Ball St.	7	8	275 H	Bowling Green	3	4
				219 N	Ohio	6	3	147 A	Milwaukee	3	5
				116 N	Ball St.	4	10	252 A	Toledo	3	2
				154 N	Miami (OH)	4	0	252 A	Toledo	4	0
				275 H	Bowling Green	7	5	252 A	Toledo	4	5

Non-Div. I Games:

Northern Ill.

RPI	S	Opponent	Score	
219	H	Ohio	5	1
219	H	Ohio	5	2
219	H	Ohio	7	6
219	N	Ohio	6	3
222	A	Middle Tenn.	3	2
223	A	Western Mich.	4	10
223	A	Western Mich.	12	6
223	A	Western Mich.	4	9
252	A	Toledo	3	2
252	A	Toledo	4	0
252	A	Toledo	4	5
256	N	Valparaiso	5	2
256	N	Valparaiso	2	5
256	N	Valparaiso	6	7
275	H	Bowling Green	3	4
275	H	Bowling Green	7	5
287	H	Eastern Mich.	6	3
287	H	Eastern Mich.	4	3
287	H	Eastern Mich.	9	4
288	A	Chicago St.	8	10

Northern Ill.

N
o
r
t
h
e
r
n
I
l
l
.

N
o
r
t
h
e
r
n
I
l
l
.

Average RPI Win: 188		WON-LOST RECORD	WINNING PCT. RANK	LAST 10 GAMES	STRENGTH OF SCHEDULE	OPP. STRENGTH OF SCHEDULE	TEAM RPI	ADJ RPI		CONF. RPI	ADJ CONF. RPI						
Average RPI Loss: 136																	
DIV. I ONLY		12-27-0	.30769 266	3-7-0	126	214	228	.45491	227	21	21						
DIV. I NON-CONF.		3-15-0	.16667 287	0-1-0	17	183	232	.45222	232	16	16						
<hr/>																	
TOTALS		RPI 1-25		RPI 26-50		W-L RECORDS		RPI 51-100		RPI 101-150		RPI 150+					
12-27-0		0-3-0		0-0-0		OVERALL		0-7-0		1-2-0		11-15-0					
5-11-0		0-0-0		0-0-0		HOME		0-2-0		1-2-0		4-7-0					
7-16-0		0-3-0		0-0-0		AWAY		0-5-0		0-0-0		7-8-0					
0-0-0		0-0-0		0-0-0		NEUTRAL		0-0-0		0-0-0		0-0-0					
3-15-0		0-3-0		0-0-0		NON-CONFERENCE		0-7-0		0-0-0		3-5-0					
2-5-0		0-0-0		0-0-0		HOME		0-2-0		0-0-0		2-3-0					
1-10-0		0-3-0		0-0-		AWAY		0-5-0		0-0-0		1-2-0					
0-0-0		0-0-0		0-0-0		NEUTRAL		0-0-0		0-0-0		0-0-0					
9-12-0		0-0-0		0-0-0		CONFERENCE		0-0-0		1-2-0		8-10-0					
3-6-0		0-0-0		0-0-0		HOME		0-0-0		1-2-0		2-4-0					
6-6-0		0-0-0		0-0-0		AWAY		0-0-0		0-0-0		6-6-0					
0-0-0		0-0-0		0-0-0		NEUTRAL		0-0-0		0-0-0		0-0-0					
RPI	S	Opponent		Score		RPI	S	Opponent		Score		RPI	S	Opponent		Score	
5	A	Louisville		0	7							103	H	Harvard		4	7
5	A	Louisville		2	13							103	H	Harvard		5	3
5	A	Louisville		4	5							103	H	Harvard		2	7
												152	A	Presbyterian		4	3
												152	A	Presbyterian		4	5
												152	A	Presbyterian		4	5
												153	H	Yale		3	15
												153	H	Yale		8	7
												153	H	Yale		3	11
												157	A	Columbia		8	5
												157	A	Columbia		6	9
												157	A	Columbia		3	11
												185	H	Fairfield		9	8
												185	H	Fairfield		5	3
												185	H	Fairfield		8	13
												185	H	Fairfield		6	7
												188	A	Penn		14	7
												188	A	Penn		4	17
												188	A	Penn		7	8
												208	H	Maine		5	8
												212	A	Cornell		7	3
												212	A	Cornell		2	1
												212	A	Cornell		11	3
												235	A	Princeton		11	5
												235	A	Princeton		4	5
												235	A	Princeton		1	4
												261	H	Dartmouth		13	6
<hr/>																	
LAST 10 GAMES																	
						103	H	Harvard		2	7	235	A	Princeton		4	5
						103	H	Harvard		5	3	235	A	Princeton		1	4
						103	H	Harvard		4	7	157	A	Columbia		6	9
						208	H	Maine		5	8	157	A	Columbia		3	11
						235	A	Princeton		11	5	157	A	Columbia		8	5

Non-Div. I Games:

Brown

RPI	S	Opponent	Score
261	H	Dartmouth	4 6
261	H	Dartmouth	5 7

Brown

B
r
o
w
n

B
r
o
w
n

Average RPI Win: 239		WON-LOST RECORD		WINNING PCT. RANK		LAST 10 GAMES		STRENGTH OF SCHEDULE		OPP. STRENGTH OF SCHEDULE		TEAM RPI		ADJ RPI		CONF. RPI		ADJ CONF. RPI	
DIV. I ONLY		26-33-0		.44068 201		5-5-0		258		262		229		.45475 228		29		29	
DIV. I NON-CONF.		9-22-0		.29032 247		0		193		258		240		.44768 240		27		27	
TOTALS		RPI 1-25		RPI 26-50		W-L RECORDS		RPI 51-100		RPI 101-150		RPI 150+							
26-33-0		0-4-0		0-0-0		OVERALL		0-2-0		1-1-0		25-26-0							
13-6-0		0-0-0		0-0-0		HOME		0-0-0		1-0-0		12-6-0							
11-23-0		0-4-0		0-0-0		AWAY		0-0-0		0-1-0		11-18-0							
2-4-0		0-0-0		0-0-0		NEUTRAL		0-2-0		0-0-0		2-2-0							
9-22-0		0-4-0		0-0-0		NON-CONFERENCE		0-2-0		1-1-0		8-15-0							
3-4-0		0-0-0		0-0-0		HOME		0-0-0		1-0-0		2-4-0							
6-16-0		0-4-0		0-0-		AWAY		0-0-0		0-1-0		6-11-0							
0-2-0		0-0-0		0-0-0		NEUTRAL		0-2-0		0-0-0		0-0-0							
17-11-0		0-0-0		0-0-0		CONFERENCE		0-0-0		0-0-0		17-11-0							
10-2-0		0-0-0		0-0-0		HOME		0-0-0		0-0-0		10-2-0							
5-7-0		0-0-0		0-0-0		AWAY		0-0-0		0-0-0		5-7-0							
2-2-0		0-0-0		0-0-0		NEUTRAL		0-0-0		0-0-0		2-2-0							
RPI	S	Opponent		Score		RPI	S	Opponent		Score		RPI	S	Opponent		Score			
19	A	Michigan		1	5			65	N	Virginia Tech		3	15	135	A	Fordham		0	9
19	A	Michigan		0	4			75	N	Sam Houston St.		7	12	139	H	Stony Brook		2	1
19	A	Michigan		7	16									151	A	Army West Point		6	12
19	A	Michigan		2	23									151	A	Army West Point		1	4
														157	A	Columbia		2	7
														160	H	Marist		14	4
														160	H	Marist		4	6
														160	H	Marist		4	11
														160	N	Marist		6	2
														164	A	Quinnipiac		0	6
														164	A	Quinnipiac		5	7
														164	A	Quinnipiac		3	18
														164	N	Quinnipiac		6	11
														183	A	Stetson		5	2
														185	N	Fairfield		5	11
														189	A	Appalachian St.		5	4
														189	A	Appalachian St.		5	14
														189	A	Appalachian St.		2	5
														199	A	Canisius		2	3
														199	A	Canisius		5	4
														199	A	Canisius		4	10
														199	N	Canisius		5	3
														206	A	Hofstra		0	2
														206	H	Hofstra		1	4
														213	H	Albany (NY)		6	4
														213	H	Albany (NY)		2	5
														213	H	Albany (NY)		5	3
				LAST 10 GAMES															
				185	N	Fairfield	5	11	164	A	Quinnipiac	5	7	206	A	Hofstra		0	2
				164	N	Quinnipiac	6	11	164	A	Quinnipiac	0	6	206	H	Hofstra		1	4
				160	N	Marist	6	2	299	H	Saint Peter's	15	2	213	H	Albany (NY)		6	4
				199	N	Canisius	5	3	299	H	Saint Peter's	7	6	213	H	Albany (NY)		2	5
				164	A	Quinnipiac	3	18	299	H	Saint Peter's	15	7	213	H	Albany (NY)		5	3

Non-Div. I Games:

Manhattan

RPI	S	Opponent	Score	
218	A	George Washington	6	7
218	A	George Washington	7	18
218	A	George Washington	12	8
224	H	NJIT	7	9
240	A	Monmouth	5	2
240	A	Monmouth	6	2
240	A	Monmouth	2	5
246	H	Siena	8	4
246	H	Siena	2	1
246	H	Siena	10	7
248	A	Wagner	2	3
250	A	LIU Brooklyn	3	2
250	H	LIU Brooklyn	4	6
260	A	George Mason	3	6
260	A	George Mason	3	4
260	A	George Mason	3	2
284	H	Iona	7	4
284	H	Iona	5	2
284	H	Iona	5	0
285	A	Rider	11	4
285	A	Rider	3	5
285	A	Rider	6	3
291	A	Fairleigh Dickinson	12	2
299	H	Saint Peter's	7	6
299	H	Saint Peter's	15	7
299	H	Saint Peter's	15	2

Manhattan

M
a
n
h
a
t
t
a
n

M
a
n
h
a
t
t
a
n

Average RPI Win:		150	WON-LOST RECORD		WINNING PCT. RANK		LAST 10 GAMES		STRENGTH OF SCHEDULE		OPP. STRENGTH OF SCHEDULE		TEAM RPI		ADJ RPI		CONF. RPI		ADJ CONF. RPI		
DIV. I ONLY			14-41-0		.25455 282		3-7-0		74		59		230		.45376 229		14		14		
DIV. I NON-CONF.			6-22-0		.21429 275		0-1-0		16		1		184		.47907 184		12		12		
TOTALS		RPI 1-25		RPI 26-50		W-L RECORDS		RPI 51-100		RPI 101-150		RPI 150+									
14-41-0		1-8-0		1-6-0		OVERALL		4-11-0		0-12-0		8-4-0									
11-18-0		1-1-0		0-0-0		HOME		2-7-0		0-9-0		8-1-0									
3-23-0		0-7-0		1-6-0		AWAY		2-4-0		0-3-0		0-3-0									
0-0-0		0-0-0		0-0-0		NEUTRAL		0-0-0		0-0-0		0-0-0									
6-22-0		1-5-0		1-6-0		NON-CONFERENCE		4-8-0		0-3-0		0-0-0									
3-11-0		1-1-0		0-0-0		HOME		2-7-0		0-3-0		0-0-0									
3-11-0		0-4-0		1-0-		AWAY		2-1-0		0-0-0		0-0-0									
0-0-0		0-0-0		0-0-0		NEUTRAL		0-0-0		0-0-0		0-0-0									
8-19-0		0-3-0		0-0-0		CONFERENCE		0-3-0		0-9-0		8-4-0									
8-7-0		0-0-0		0-0-0		HOME		0-0-0		0-6-0		8-1-0									
0-12-0		0-3-0		0-0-0		AWAY		0-3-0		0-3-0		0-3-0									
0-0-0		0-0-0		0-0-0		NEUTRAL		0-0-0		0-0-0		0-0-0									
RPI	S	Opponent			Score		RPI	S	Opponent			Score		RPI	S	Opponent			Score		
2	A	UCLA			1	2	30	A	Florida			2	8	55	H	TCU			4	10	
2	H	UCLA			0	2	30	A	Florida			2	5	55	H	TCU			1	4	
17	A	Ole Miss			3	5	30	A	Florida			1	3	55	H	TCU			14	3	
17	A	Ole Miss			2	7	36	A	California			1	7	57	A	LMU (CA)			4	2	
17	A	Ole Miss			6	7	36	A	California			5	10	57	H	LMU (CA)			5	6	
19	H	Michigan			8	7	36	A	California			5	13	58	A	UC Irvine			4	9	
25	A	UC Santa Barbara			4	8	39	A	Arizona St.			14	9	58	A	UC Irvine			0	4	
25	A	UC Santa Barbara			2	8							58	A	UC Irvine			1	4		
25	A	UC Santa Barbara			1	13							64	H	Minnesota			2	6		
													64	H	Minnesota			6	19		
													64	H	Minnesota			6	4		
													77	A	Southern California			2	5		
													77	H	Southern California			5	8		
													93	A	San Diego			5	4		
													93	H	San Diego			0	4		

Non-Div. I Games:

Long Beach St.

[illegible]

Non-Div. I Games:	Wiley	3	5	Wiley	8	3
-------------------	-------	---	---	-------	---	---

Grambling

RPI	S	Opponent	Score	
264	N	Alabama St.	3	1
267	A	Jackson St.	2	10
267	H	Jackson St.	2	4
292	A	Ark.-Pine Bluff	10	8
292	A	Ark.-Pine Bluff	14	11
292	A	Ark.-Pine Bluff	19	2
292	H	Ark.-Pine Bluff	5	4
292	H	Ark.-Pine Bluff	4	1
292	H	Ark.-Pine Bluff	11	0
293	A	Prairie View	15	18
293	A	Prairie View	13	11
293	A	Prairie View	9	1
293	H	Prairie View	8	4
293	H	Prairie View	7	10
293	H	Prairie View	7	4
293	N	Prairie View	9	8
295	A	Alcorn	14	7
295	H	Alcorn	8	7
295	N	Alcorn	14	4
297	H	Mississippi Val.	9	7

Grambling

G
r
a
m
b
l
i
n
g

G
r
a
m
b
l
i
n
g

Average RPI Win: 239		WON-LOST	WINNING	LAST 10	STRENGTH OF		OPP. STRENGTH	TEAM	ADJ	CONF.	ADJ CONF.
Average RPI Loss: 129		RECORD	PCT. RANK	GAMES	SCHEDULE		OF SCHEDULE	RPI	RPI	RPI	RPI
DIV. I ONLY		24-35-0	.40678	219	5-5-0		225	219	231	.45279	231
DIV. I NON-CONF.		12-18-0	.4	195	0-1-0		227	223	230	.45332	230
TOTALS		RPI 1-25	RPI 26-50		W-L RECORDS		RPI 51-100		RPI 101-150		RPI 150+
24-35-0		0-2-0	1-2-0		OVERALL		0-3-0		4-21-0		19-7-0
15-10-0		0-1-0	0-1-0		HOME		0-1-0		2-2-0		13-5-0
7-21-0		0-1-0	0-1-0		AWAY		0-1-0		1-16-0		6-2-0
2-4-0		0-0-0	1-0-0		NEUTRAL		0-1-0		1-3-0		0-0-0
12-18-0		0-2-0	1-2-0		NON-CONFERENCE		0-3-0		1-7-0		10-4-0
7-6-0		0-1-0	0-1-0		HOME		0-1-0		0-1-0		7-2-0
3-10-0		0-1-0	0-0-		AWAY		0-1-0		0-5-0		3-2-0
2-2-0		0-0-0	1-0-0		NEUTRAL		0-1-0		1-1-0		0-0-0
12-17-0		0-0-0	0-0-0		CONFERENCE		0-0-0		3-14-0		9-3-0
8-4-0		0-0-0	0-0-0		HOME		0-0-0		2-1-0		6-3-0
4-11-0		0-0-0	0-0-0		AWAY		0-0-0		1-11-0		3-0-0
0-2-0		0-0-0	0-0-0		NEUTRAL		0-0-0		0-2-0		0-0-0
RPI S	Opponent	Score	RPI S	Opponent	Score	RPI S	Opponent	Score	RPI S	Opponent	Score
25 A	UC Santa Barbara	4 6	28 A	Fresno St.	6 7	57 A	LMU (CA)	3 8	105 A	Sacramento St.	3 4
25 H	UC Santa Barbara	1 4	28 H	Fresno St.	3 9	57 H	LMU (CA)	9 15	105 A	Sacramento St.	7 10
			36 N	California	4 3	67 N	Pepperdine	0 11	105 A	Sacramento St.	4 5
									105 N	Sacramento St.	3 7
									110 A	Grand Canyon	3 6
									110 A	Grand Canyon	4 6
									110 A	Grand Canyon	2 12
									110 N	Grand Canyon	2 11
									111 A	New Mexico St.	9 4
									111 A	New Mexico St.	9 12
									111 A	New Mexico St.	1 23
									114 H	UTRGV	7 8
									114 H	UTRGV	8 1
									114 H	UTRGV	7 2
									116 N	Ball St.	6 10
									116 N	Ball St.	7 6
									124 A	California Baptist	2 8
									124 A	California Baptist	1 4
									124 A	California Baptist	0 6
									125 A	San Francisco	2 3
									125 A	San Francisco	1 12
									125 A	San Francisco	0 2
									126 A	UNLV	1 6
									127 A	Cal Poly	0 2
									127 H	Cal Poly	1 7
									216 A	UC Riverside	3 6
									216 H	UC Riverside	1 12
LAST 10 GAMES			105 N	Sacramento St.	3 7	57 H	LMU (CA)	9 15	126 A	UNLV	1 6
			110 N	Grand Canyon	2 11	114 H	UTRGV	7 8	127 A	Cal Poly	0 2
			288 A	Chicago St.	7 1	114 H	UTRGV	7 2	127 H	Cal Poly	1 7
			288 A	Chicago St.	8 2	114 H	UTRGV	8 1	216 A	UC Riverside	3 6
			288 A	Chicago St.	4 3	110 A	Grand Canyon	3 6	216 H	UC Riverside	1 12

Non-Div. I Games:

CSU Bakersfield

RPI	S	Opponent	Score	
243	A	Hawaii	2	0
243	A	Hawaii	5	4
243	A	Hawaii	4	7
243	A	Hawaii	8	4
266	H	Utah Valley	9	6
266	H	Utah Valley	7	6
266	H	Utah Valley	3	5
276	H	Santa Clara	8	4
276	H	Santa Clara	1	3
276	H	Santa Clara	3	1
276	H	Santa Clara	4	2
277	H	Seattle U	7	5
277	H	Seattle U	9	0
277	H	Seattle U	6	7
286	H	Northern Colo.	6	2
286	H	Northern Colo.	7	9
286	H	Northern Colo.	16	4
288	A	Chicago St.	7	1
288	A	Chicago St.	8	2
288	A	Chicago St.	4	3
291	H	Fairleigh Dickinson	12	2
291	H	Fairleigh Dickinson	9	4
291	H	Fairleigh Dickinson	17	2
291	H	Fairleigh Dickinson	5	4

CSU Bakersfield

C
S
U
B
a
k
e
r
s
f
i
e
l
d

C
S
U
B
a
k
e
r
s
f
i
e
l
d

[illegible]

Non-Div. I Games:	Ga. Southwestern	9	5
-------------------	------------------	---	---

Georgia St.

RPI	S	Opponent	Score	
189	A	Appalachian St.	3	9
244	A	Charleston So.	2	5
244	A	Charleston So.	7	6
244	A	Charleston So.	15	6
283	H	Savannah St.	5	1

Georgia St.

G
e
o
r
g
i
a
S
t
.

G
e
o
r
g
i
a
S
t
.

Average RPI Win:	201	WON-LOST	WINNING	LAST 10	STRENGTH OF	OPP. STRENGTH	TEAM	ADJ	CONF.	ADJ CONF.					
Average RPI Loss:	151	RECORD	PCT. RANK	GAMES	SCHEDULE	OF SCHEDULE	RPI	RPI	RPI	RPI					
DIV. I ONLY		18-33-0	.35294	250	4-6-0	183	211	233	.45126	233	15	15			
DIV. I NON-CONF.		9-18-0	.33333	224	1-0-0	207	279	260	.43175	260	14	14			
<hr/>															
TOTALS	RPI 1-25	RPI 26-50		W-L RECORDS		RPI 51-100		RPI 101-150		RPI 150+					
18-33-0	0-0-0	0-3-0		OVERALL		3-8-0		3-7-0		12-15-0					
11-11-0	0-0-0	0-0-0		HOME		3-4-0		0-0-0		8-7-0					
7-21-0	0-0-0	0-3-0		AWAY		0-4-0		3-7-0		4-7-0					
0-1-0	0-0-0	0-0-0		NEUTRAL		0-0-0		0-0-0		0-1-0					
9-18-0	0-0-0	0-3-0		NON-CONFERENCE		0-2-0		0-4-0		9-9-0					
7-6-0	0-0-0	0-0-0		HOME		0-1-0		0-0-0		7-5-0					
2-11-0	0-0-0	0-0-		AWAY		0-1-0		0-4-0		2-3-0					
0-1-0	0-0-0	0-0-0		NEUTRAL		0-0-0		0-0-0		0-1-0					
9-15-0	0-0-0	0-0-0		CONFERENCE		3-6-0		3-3-0		3-6-0					
4-5-0	0-0-0	0-0-0		HOME		3-3-0		0-0-0		1-2-0					
5-10-0	0-0-0	0-0-0		AWAY		0-3-0		3-3-0		2-4-0					
0-0-0	0-0-0	0-0-0		NEUTRAL		0-0-0		0-0-0		0-0-0					
RPI	S	Opponent	Score	RPI	S	Opponent	Score	RPI	S	Opponent	Score				
				42	A	Liberty	4 5	73	A	Maryland	6 11	111	A	New Mexico St.	3 11
				42	A	Liberty	0 11	73	H	Maryland	6 11	111	A	New Mexico St.	3 17
				42	A	Liberty	1 8	85	H	William & Mary	1 0	111	A	New Mexico St.	2 15
								85	H	William & Mary	3 2	111	A	New Mexico St.	4 11
								85	H	William & Mary	9 8	142	A	Northeastern	4 13
								92	H	Col. of Charleston	0 5	142	A	Northeastern	8 16
								92	H	Col. of Charleston	7 10	142	A	Northeastern	7 3
								92	H	Col. of Charleston	2 5	148	A	UNCW	9 5
								99	A	Elon	0 6	148	A	UNCW	7 5
								99	A	Elon	1 4	148	A	UNCW	2 10
								99	A	Elon	1 12	163	A	James Madison	5 3
												163	A	James Madison	2 11
												163	A	James Madison	4 7
												185	H	Fairfield	7 4
												185	H	Fairfield	2 8
												185	H	Fairfield	2 3
												206	H	Hofstra	8 6
												206	H	Hofstra	4 7
												206	H	Hofstra	4 5
												210	N	Lafayette	5 7
												215	A	Charlotte	4 5
												215	A	Charlotte	2 5
												215	A	Charlotte	1 3
												225	A	Saint Joseph's	6 2
												225	H	Saint Joseph's	6 5
												253	A	Towson	10 3
												253	A	Towson	8 10
LAST 10 GAMES															
				92	H	Col. of Charleston	2 5	206	H	Hofstra	4 5	215	A	Charlotte	1 3
				92	H	Col. of Charleston	0 5	258	A	UMBC	15 6	225	A	Saint Joseph's	6 2
				92	H	Col. of Charleston	7 10	148	A	UNCW	2 10	225	H	Saint Joseph's	6 5
				206	H	Hofstra	8 6	148	A	UNCW	9 5	253	A	Towson	10 3
				206	H	Hofstra	4 7	148	A	UNCW	7 5	253	A	Towson	8 10

Non-Div. I Games: Goldey-Beacom 4 0 West Chester 5 4 Goldey-Beacom 15 1

Delaware

Delaware

Average RPI Win:	187	WON-LOST RECORD	WINNING PCT. RANK	LAST 10 GAMES	STRENGTH OF SCHEDULE	OPP. STRENGTH OF SCHEDULE	TEAM RPI	ADJ RPI	CONF. RPI	ADJ CONF. RPI		
DIV. I ONLY		23-30-0	.43396	204	2-8-0	219	186	234	.45117	234	20	19
DIV. I NON-CONF.		13-12-0	.52	135	1-2-0	160	205	180	.47991	180	19	19
<hr/>												
TOTALS	RPI 1-25	RPI 26-50		W-L RECORDS		RPI 51-100		RPI 101-150		RPI 150+		
23-30-0	0-0-0	0-0-0		OVERALL		3-6-0		6-10-0		14-14-0		
15-20-0	0-0-0	0-0-0		HOME		3-5-0		3-8-0		9-7-0		
8-9-0	0-0-0	0-0-0		AWAY		0-1-0		3-2-0		5-6-0		
0-1-0	0-0-0	0-0-0		NEUTRAL		0-0-0		0-0-0		0-1-0		
13-12-0	0-0-0	0-0-0		NON-CONFERENCE		2-5-0		2-2-0		9-5-0		
11-9-0	0-0-0	0-0-0		HOME		2-4-0		1-1-0		8-4-0		
2-3-0	0-0-0	0-0-		AWAY		0-1-0		1-1-0		1-1-0		
0-0-0	0-0-0	0-0-0		NEUTRAL		0-0-0		0-0-0		0-0-0		
10-18-0	0-0-0	0-0-0		CONFERENCE		1-1-0		4-8-0		5-9-0		
4-11-0	0-0-0	0-0-0		HOME		1-1-0		2-7-0		1-3-0		
6-6-0	0-0-0	0-0-0		AWAY		0-0-0		2-1-0		4-5-0		
0-1-0	0-0-0	0-0-0		NEUTRAL		0-0-0		0-0-0		0-1-0		
RPI	S	Opponent	Score	RPI	S	Opponent	Score	RPI	S	Opponent	Score	
						51 H Campbell	8 7	112 H Winthrop			1 9	
						51 H Campbell	6 9	112 H Winthrop			5 6	
						59 H VCU	4 7	112 H Winthrop			19 6	
						59 H VCU	2 14	130 A Radford			4 3	
						69 H Kansas	5 9	130 A Radford			7 6	
						69 H Kansas	6 4	130 A Radford			1 3	
						69 H Kansas	3 5	137 A Wofford			1 3	
						69 H Kansas	4 3	137 H Wofford			6 13	
						82 A South Carolina	0 1	138 H High Point			7 5	
								138 H High Point			1 3	
								138 H High Point			2 4	
								146 A Davidson			9 7	
								146 H Davidson			7 6	
								150 H Gardner-Webb			7 9	
								150 H Gardner-Webb			11 19	
								150 H Gardner-Webb			6 7	
								152 H Presbyterian			0 8	
								152 H Presbyterian			4 5	
								152 H Presbyterian			3 4	
								173 A Furman			4 5	
								173 H Furman			4 7	
								190 H Rutgers			1 0	
								190 H Rutgers			7 8	
								190 H Rutgers			13 4	
								193 H Pittsburgh			3 6	
								194 A N.C. A&T			2 1	
								194 H N.C. A&T			4 3	
LAST 10 GAMES												
						244 A Charleston So.	4 12	190 H Rutgers			7 8	
						112 H Winthrop	1 9	244 A Charleston So.			4 9	
						112 H Winthrop	5 6	244 A Charleston So.			0 9	
						112 H Winthrop	19 6	137 H Wofford			6 13	
						82 A South Carolina	0 1	264 H Alabama St.			8 4	

Non-Div. I Games:

USC Upstate

RPI	S	Opponent	Score	
210	H	Lafayette	5	0
219	H	Ohio	3	2
219	H	Ohio	1	2
219	H	Ohio	10	7
244	A	Charleston So.	0	9
244	A	Charleston So.	4	9
244	A	Charleston So.	4	12
244	H	Charleston So.	11	7
244	N	Charleston So.	2	6
257	A	UNC Asheville	6	7
257	A	UNC Asheville	5	9
257	A	UNC Asheville	10	2
264	H	Alabama St.	9	2
264	H	Alabama St.	8	4
289	A	Longwood	4	2
289	A	Longwood	13	9
289	A	Longwood	16	2

USC Upstate

U
S
C
U
P
S
t
a
t
e

U
S
C
U
P
S
t
a
t
e

Average RPI Win:	215	WON-LOST	WINNING	LAST 10	STRENGTH OF	OPP. STRENGTH	TEAM	ADJ	CONF.	ADJ CONF.					
Average RPI Loss:	169	RECORD	PCT. RANK	GAMES	SCHEDULE	OF SCHEDULE	RPI	RPI	RPI	RPI					
DIV. I ONLY		14-26-0	.35	253	5-5-0	244	236	235	.45093	235	21	21			
DIV. I NON-CONF.		6-14-0	.3	242	2-1-0	225	256	225	.45542	225	16	16			
<hr/>															
TOTALS	RPI 1-25	RPI 26-50		W-L RECORDS		RPI 51-100		RPI 101-150		RPI 150+					
14-26-0	0-0-0	0-0-0		OVERALL		0-6-0		2-3-0		12-17-0					
4-4-0	0-0-0	0-0-0		HOME		0-0-0		0-0-0		4-4-0					
9-20-0	0-0-0	0-0-0		AWAY		0-6-0		2-3-0		7-11-0					
1-2-0	0-0-0	0-0-0		NEUTRAL		0-0-0		0-0-0		1-2-0					
<hr/>															
6-14-0	0-0-0	0-0-0		NON-CONFERENCE		0-6-0		1-1-0		5-7-0					
1-1-0	0-0-0	0-0-0		HOME		0-0-0		0-0-0		1-1-0					
5-13-0	0-0-0	0-0-		AWAY		0-6-0		1-1-0		4-6-0					
0-0-0	0-0-0	0-0-0		NEUTRAL		0-0-0		0-0-0		0-0-0					
<hr/>															
8-12-0	0-0-0	0-0-0		CONFERENCE		0-0-0		1-2-0		7-10-0					
3-3-0	0-0-0	0-0-0		HOME		0-0-0		0-0-0		3-3-0					
4-7-0	0-0-0	0-0-0		AWAY		0-0-0		1-2-0		3-5-0					
1-2-0	0-0-0	0-0-0		NEUTRAL		0-0-0		0-0-0		1-2-0					
<hr/>															
RPI	S	Opponent	Score	RPI	S	Opponent	Score	RPI	S	Opponent	Score				
				80 A Old Dominion				1	3	103 A Harvard				16	9
				80 A Old Dominion				1	15	103 A Harvard				3	5
				88 A UNC Greensboro				3	5	103 A Harvard				0	12
				88 A UNC Greensboro				3	5	113 A St. John's (NY)				2	4
				88 A UNC Greensboro				2	3	113 A St. John's (NY)				3	1
				88 A UNC Greensboro				2	6	153 A Yale				4	5
								153 A Yale				1	10		
								157 H Columbia				8	6		
								157 H Columbia				1	2		
								157 H Columbia				2	8		
								162 A Richmond				1	4		
								186 H Seton Hall				2	7		
								188 A Penn				9	15		
								188 A Penn				0	1		
								188 A Penn				7	2		
								212 A Cornell				4	2		
								212 A Cornell				9	15		
				212 A Cornell				7	2						
				227 H Brown				4	1						
				227 H Brown				5	11						
				227 H Brown				5	4						
				240 A Monmouth				6	11						
				245 A Georgetown				10	6						
				245 A Georgetown				5	0						
				245 A Georgetown				6	9						
				245 A Georgetown				6	10						
				260 A George Mason				5	3						

Non-Div. I Games:

Princeton

RPI	S	Opponent	Score	
260	A	George Mason	0	6
260	A	George Mason	6	7
261	N	Dartmouth	8	2
261	N	Dartmouth	8	10
261	N	Dartmouth	3	23
281	A	Villanova	6	4
285	H	Rider	11	0

Princeton

P
r
i
n
c
e
t
o
n

P
r
i
n
c
e
t
o
n

Average RPI Win:		251	WON-LOST RECORD		WINNING PCT. RANK		LAST 10 GAMES		STRENGTH OF SCHEDULE		OPP. STRENGTH OF SCHEDULE		TEAM RPI		ADJ RPI		CONF. RPI		ADJ CONF. RPI	
DIV. I ONLY			27-34-0		.44262 199		5-5-0		237		265		236		.45085 236		30		30	
DIV. I NON-CONF.			8-23-0		.25806 259		0-2-0		186		252		272		.42045 272		31		31	
TOTALS		RPI 1-25		RPI 26-50		W-L RECORDS		RPI 51-100		RPI 101-150		RPI 150+								
27-34-0		0-1-0		0-2-0		OVERALL		0-3-0		2-9-0		25-19-0								
15-12-0		0-0-0		0-1-0		HOME		0-1-0		2-4-0		13-6-0								
7-17-0		0-1-0		0-1-0		AWAY		0-1-0		0-5-0		7-9-0								
5-5-0		0-0-0		0-0-0		NEUTRAL		0-1-0		0-0-0		5-4-0								
8-23-0		0-1-0		0-2-0		NON-CONFERENCE		0-3-0		2-9-0		6-8-0								
6-9-0		0-0-0		0-1-0		HOME		0-1-0		2-4-0		4-3-0								
2-10-0		0-1-0		0-0-		AWAY		0-1-0		0-5-0		2-2-0								
0-4-0		0-0-0		0-0-0		NEUTRAL		0-1-0		0-0-0		0-3-0								
19-11-0		0-0-0		0-0-0		CONFERENCE		0-0-0		0-0-0		19-11-0								
9-3-0		0-0-0		0-0-0		HOME		0-0-0		0-0-0		9-3-0								
5-7-0		0-0-0		0-0-0		AWAY		0-0-0		0-0-0		5-7-0								
5-1-0		0-0-0		0-0-0		NEUTRAL		0-0-0		0-0-0		5-1-0								
RPI	S	Opponent		Score		RPI	S	Opponent		Score		RPI	S	Opponent		Score				
12	A	Georgia Tech		2	13	30	A	Florida		1	12	60	N	Coastal Caro.		4	9			
						31	H	Missouri		3	5	78	A	Jacksonville		9	10			
												78	H	Jacksonville		2	5			
														Mercer		7	10			
														Mercer		6	7			
														North Florida		1	9			
														North Florida		2	10			
														North Florida		0	4			
														North Florida		7	13			
														Wofford		11	14			
														Wofford		2	1			
														Wofford		9	4			
														FIU		3	2			
														FIU		6	8			
														N.C. A&T		2	9			
														N.C. A&T		4	5			
														N.C. A&T		9	7			
														N.C. A&T		2	5			
														N.C. A&T		9	0			
														N.C. A&T		3	15			
														N.C. A&T		6	2			
														Eastern Ky.		2	11			
														Southern U.		3	6			
														Norfolk St.		5	4			
														Norfolk St.		8	1			
														Norfolk St.		2	7			
														Alabama St.		4	9			
														Alabama St.		8	5			
LAST 10 GAMES																				
60	N	Coastal Caro.		4	9	272	N	Delaware St.		9	8	263	N	Norfolk St.		5	4			
12	A	Georgia Tech		2	13	263	N	Norfolk St.		2	7	263	N	Norfolk St.		8	1			
263	N	Norfolk St.		8	1	272	N	Delaware St.		13	3	263	N	Norfolk St.		2	7			
263	N	Norfolk St.		5	4	194	A	N.C. A&T		2	9	264	A	Alabama St.		4	9			
194	N	N.C. A&T		6	2	194	A	N.C. A&T		4	5	264	A	Alabama St.		8	5			

Non-Div. I Games:

Florida A&M

RPI	S	Opponent	Score	
265	A	Bethune-Cookman	6	3
265	A	Bethune-Cookman	1	7
265	A	Bethune-Cookman	6	7
265	H	Bethune-Cookman	6	4
265	H	Bethune-Cookman	6	5
265	H	Bethune-Cookman	2	8
267	H	Jackson St.	6	5
267	H	Jackson St.	8	11
267	H	Jackson St.	7	6
269	A	N.C. Central	4	7
269	A	N.C. Central	5	8
269	A	N.C. Central	8	9
269	H	N.C. Central	3	0
269	H	N.C. Central	7	6
269	H	N.C. Central	11	1
272	N	Delaware St.	13	3
272	N	Delaware St.	9	8
283	A	Savannah St.	11	7
283	A	Savannah St.	7	5
283	A	Savannah St.	7	5
283	H	Savannah St.	6	3
283	H	Savannah St.	10	0
283	H	Savannah St.	8	6
292	N	Ark.-Pine Bluff	1	11
295	H	Alcorn	11	7
295	H	Alcorn	7	8
295	H	Alcorn	8	7

Florida A&M

F
l
o
r
i
d
a
&
M

F
l
o
r
i
d
a
&
M

Florida A&M

Average RPI Win:	229		WON-LOST RECORD	WINNING PCT. RANK	LAST 10 GAMES		STRENGTH OF SCHEDULE	OPP. STRENGTH OF SCHEDULE	TEAM RPI	ADJ RPI	CONF. RPI	ADJ CONF. RPI			
Average RPI Loss:	143														
DIV. I ONLY			22-32-0	.40741	217	3-7-0	226	189	237	.4498	237	18	18		
DIV. I NON-CONF.			13-11-0	.54167	120	1-1-0	260	201	186	.4783	186	21	21		
TOTALS	RPI 1-25			RPI 26-50		W-L RECORDS		RPI 51-100			RPI 101-150		RPI 150+		
22-32-0	0-3-0			0-1-0		OVERALL		2-4-0			1-8-0		19-16-0		
17-11-0	0-0-0			0-0-0		HOME		2-1-0			1-2-0		14-8-0		
5-21-0	0-3-0			0-1-0		AWAY		0-3-0			0-6-0		5-8-0		
0-0-0	0-0-0			0-0-0		NEUTRAL		0-0-0			0-0-0		0-0-0		
13-11-0	0-3-0			0-1-0		NON-CONFERENCE		0-0-0			1-5-0		12-2-0		
11-2-0	0-0-0			0-0-0		HOME		0-0-0			1-2-0		10-0-0		
2-9-0	0-3-0			0-0-		AWAY		0-0-0			0-3-0		2-2-0		
0-0-0	0-0-0			0-0-0		NEUTRAL		0-0-0			0-0-0		0-0-0		
9-21-0	0-0-0			0-0-0		CONFERENCE		2-4-0			0-3-0		7-14-0		
6-9-0	0-0-0			0-0-0		HOME		2-1-0			0-0-0		4-8-0		
3-12-0	0-0-0			0-0-0		AWAY		0-3-0			0-3-0		3-6-0		
0-0-0	0-0-0			0-0-0		NEUTRAL		0-0-0			0-0-0		0-0-0		
RPI	S	Opponent	Score	RPI	S	Opponent	Score	RPI	S	Opponent	Score	RPI	S	Opponent	Score
1	A	Vanderbilt	10 21	41	A	Clemson	4 7	81	A	Jacksonville St.	3 5	104	A	South Alabama	1 8
13	A	Tennessee	10 15					81	A	Jacksonville St.	10 12	104	A	South Alabama	3 7
22	A	NC State	6 10					81	A	Jacksonville St.	7 8	104	A	South Alabama	2 10
								86	H	Morehead St.	3 2	123	A	Austin Peay	0 6
								86	H	Morehead St.	8 10	123	A	Austin Peay	4 10
								86	H	Morehead St.	8 7	123	A	Austin Peay	1 8
												129	H	Central Ark.	5 11
												129	H	Central Ark.	7 9
												129	H	Central Ark.	3 2
												165	A	Lipscomb	1 4
												179	H	Eastern Ill.	12 13
												179	H	Eastern Ill.	2 13
												179	H	Eastern Ill.	5 15
												196	A	Eastern Ky.	13 8
												196	A	Eastern Ky.	2 8
												196	A	Eastern Ky.	3 9
												198	H	Murray St.	7 14
												198	H	Murray St.	10 4
												198	H	Murray St.	3 7
												202	A	UT Martin	5 7
												202	A	UT Martin	1 8
												202	A	UT Martin	2 6
						LAST 10 GAMES						202	H	Belmont	7 11
						202 A UT Martin	1 8	86	H	Morehead St.	8 10	203	H	Belmont	9 6
						202 A UT Martin	5 7	86	H	Morehead St.	3 2	203	H	Belmont	5 9
						202 A UT Martin	2 6	222	H	Middle Tenn.	10 9	203	H	Belmont	4 11
						13 A Tennessee	10 15	196	A	Eastern Ky.	2 8	222	A	Middle Tenn.	10 9
						86 H Morehead St.	8 7	196	A	Eastern Ky.	3 9	222	H	Middle Tenn.	

Non-Div. I Games:

Tennessee Tech

RPI	S	Opponent	Score	
238	H	SIUE	7	6
238	H	SIUE	12	6
238	H	SIUE	8	9
241	A	North Ala.	7	6
241	H	North Ala.	7	1
255	H	Western Ill.	7	4
255	H	Western Ill.	8	3
255	H	Western Ill.	3	2
256	H	Valparaiso	12	8
259	A	Southeast Mo. St.	13	8
259	A	Southeast Mo. St.	9	3
259	A	Southeast Mo. St.	4	9
278	H	Youngstown St.	7	2
278	H	Youngstown St.	9	2
278	H	Youngstown St.	8	4
290	A	Alabama A&M	23	2
290	H	Alabama A&M	28	8

Tennessee Tech

T
e
n
n
e
s
s
e
e
T
e
c
h

T
e
n
n
e
s
s
e
e
T
e
c
h

S
I
U
E

SIUE

RPI	S	Opponent	Score	
205	A	Saint Louis	3	10
205	H	Saint Louis	2	0
237	A	Tennessee Tech	6	12
237	A	Tennessee Tech	9	8
237	A	Tennessee Tech	6	7
255	A	Western Ill.	15	2
255	H	Western Ill.	13	3
256	H	Valparaiso	4	3
256	H	Valparaiso	16	6
256	H	Valparaiso	0	8
259	H	Southeast Mo. St.	6	8
259	H	Southeast Mo. St.	9	3
259	H	Southeast Mo. St.	3	2

SIUE

S
I
U
E

S
I
U
E

Average RPI Win:		203	WON-LOST RECORD		WINNING PCT. RANK		LAST 10 GAMES		STRENGTH OF SCHEDULE		OPP. STRENGTH OF SCHEDULE		TEAM RPI		ADJ RPI		CONF. RPI		ADJ CONF. RPI				
DIV. I ONLY			19-31-0		.38	233	3-7-0		227		130		239		.44885	239	14		14				
DIV. I NON-CONF.			10-16-0		.38462	208	1-2-0		262		121		251		.44087	251	12		12				
TOTALS		RPI 1-25		RPI 26-50		W-L RECORDS		RPI 51-100		RPI 101-150		RPI 150+											
19-31-0		1-3-0		0-3-0		OVERALL		0-6-0		4-8-0		14-11-0											
14-10-0		0-0-0		0-0-0		HOME		0-0-0		1-5-0		13-5-0											
5-21-0		1-3-0		0-3-0		AWAY		0-6-0		3-3-0		1-6-0											
0-0-0		0-0-0		0-0-0		NEUTRAL		0-0-0		0-0-0		0-0-0											
10-16-0		1-0-0		0-3-0		NON-CONFERENCE		0-3-0		2-4-0		7-6-0											
8-4-0		0-0-0		0-0-0		HOME		0-0-0		1-2-0		7-2-0											
2-12-0		1-0-0		0-0-		AWAY		0-3-0		1-2-0		0-4-0											
0-0-0		0-0-0		0-0-0		NEUTRAL		0-0-0		0-0-0		0-0-0											
9-15-0		0-3-0		0-0-0		CONFERENCE		0-3-0		2-4-0		7-5-0											
6-6-0		0-0-0		0-0-0		HOME		0-0-0		0-3-0		6-3-0											
3-9-0		0-3-0		0-0-0		AWAY		0-3-0		2-1-0		1-2-0											
0-0-0		0-0-0		0-0-0		NEUTRAL		0-0-0		0-0-0		0-0-0											
RPI	S	Opponent		Score		RPI	S	Opponent		Score		RPI	S	Opponent		Score		RPI	S	Opponent		Score	
10	A	Stanford		8	6	39	A	Arizona St.		2	3	58	A	UC Irvine		2	5	105	A	Sacramento St.		2	8
25	A	UC Santa Barbara		0	7	39	A	Arizona St.		2	17	58	A	UC Irvine		2	10	115	A	Cal St. Fullerton		3	2
25	A	UC Santa Barbara		3	4	39	A	Arizona St.		3	13	58	A	UC Irvine		4	10	115	A	Cal St. Fullerton		9	11
25	A	UC Santa Barbara		8	9							67	A	Pepperdine		3	15	115	A	Cal St. Fullerton		3	1
												67	A	Pepperdine		0	1	119	A	Nevada		3	7
												67	A	Pepperdine		0	4	119	H	Nevada		4	5
																		125	A	San Francisco		4	2
																		125	H	San Francisco		3	2
																		125	H	San Francisco		14	19
																		127	H	Cal Poly		5	6
																		127	H	Cal Poly		5	8
																		127	H	Cal Poly		1	5
																		155	A	Pacific		8	13
																		155	H	Pacific		9	11
																		155	H	Pacific		7	0
																		180	A	Utah		0	8
																		180	A	Utah		1	5
																		201	H	CSUN		11	4
																		201	H	CSUN		2	8
																		201	H	CSUN		4	5
																		216	H	UC Riverside		8	6
																		216	H	UC Riverside		3	4
																		216	H	UC Riverside		10	2
																		229	H	Long Beach St.		6	5
																		229	H	Long Beach St.		3	2
																		229	H	Long Beach St.		6	4
																		243	A	Hawaii		5	9
				LAST 10 GAMES																			
				180	A	Utah		1	5	125	H	San Francisco		3	2								
				180	A	Utah		0	8	201	H	CSUN		11	4								
				58	A	UC Irvine		4	10	201	H	CSUN		2	8								
				58	A	UC Irvine		2	5	201	H	CSUN		4	5								
				58	A	UC Irvine		2	10	115	A	Cal St. Fullerton		3	2								

Non-Div. I Games:

UC Davis

RPI	S	Opponent	Score	
243	A	Hawaii	6	13
243	A	Hawaii	6	3
266	H	Utah Valley	4	2
266	H	Utah Valley	7	1
266	H	Utah Valley	7	4
266	H	Utah Valley	9	11
276	A	Santa Clara	0	9
286	H	Northern Colo.	9	2
286	H	Northern Colo.	12	0
286	H	Northern Colo.	11	2

UC Davis

Average RPI Win: 243		WON-LOST RECORD		WINNING PCT. RANK		LAST 10 GAMES		STRENGTH OF SCHEDULE		OPP. STRENGTH OF SCHEDULE		TEAM RPI		ADJ RPI		CONF. RPI		ADJ CONF. RPI	
DIV. I ONLY		27-29-1		.48246 164		7-3-0		285		263		240		.44774 240		29		29	
DIV. I NON-CONF.		13-16-1		.45 177		1-0-0		266		233		215		.46323 214		27		27	
TOTALS		RPI 1-25		RPI 26-50		W-L RECORDS		RPI 51-100		RPI 101-150		RPI 150+							
27-29-1		1-2-0		0-3-0		OVERALL		0-0-0		0-0-0		26-24-1							
10-10-0		0-0-0		0-0-0		HOME		0-0-0		0-0-0		10-10-0							
16-12-1		1-2-0		0-3-0		AWAY		0-0-0		0-0-0		15-7-1							
1-7-0		0-0-0		0-0-0		NEUTRAL		0-0-0		0-0-0		1-7-0							
13-16-1		1-2-0		0-3-0		NON-CONFERENCE		0-0-0		0-0-0		12-11-1							
5-3-0		0-0-0		0-0-0		HOME		0-0-0		0-0-0		5-3-0							
8-9-1		1-2-0		0-0-		AWAY		0-0-0		0-0-0		7-4-1							
0-4-0		0-0-0		0-0-0		NEUTRAL		0-0-0		0-0-0		0-4-0							
14-13-0		0-0-0		0-0-0		CONFERENCE		0-0-0		0-0-0		14-13-0							
5-7-0		0-0-0		0-0-0		HOME		0-0-0		0-0-0		5-7-0							
8-3-0		0-0-0		0-0-0		AWAY		0-0-0		0-0-0		8-3-0							
1-3-0		0-0-0		0-0-0		NEUTRAL		0-0-0		0-0-0		1-3-0							
RPI	S	Opponent		Score		RPI	S	Opponent		Score		RPI	S	Opponent		Score			
7	A	East Carolina		1	3	37	A	Fla. Atlantic		5	8	157	A	Columbia		0	1		
7	A	East Carolina		8	5	37	A	Fla. Atlantic		4	9	160	H	Marist		5	6		
7	A	East Carolina		0	10	37	A	Fla. Atlantic		4	11	160	H	Marist		1	6		
												160	H	Marist		3	4		
												160	N	Marist		13	11		
												162	A	Richmond		6	6		
												185	A	Fairfield		7	4		
												185	A	Fairfield		2	6		
												185	N	Fairfield		5	6		
												185	N	Fairfield		2	5		
												185	N	Fairfield		1	7		
												186	H	Seton Hall		2	12		
												186	H	Seton Hall		3	6		
												188	A	Penn		8	5		
												190	A	Rutgers		1	2		
												191	N	Penn St.		4	6		
												191	N	Penn St.		0	1		
												191	N	Penn St.		0	7		
												199	A	Canisius		2	3		
												199	A	Canisius		1	0		
												199	A	Canisius		12	10		
												206	A	Hofstra		1	4		
												206	H	Hofstra		3	2		
												210	H	Lafayette		5	4		
												224	H	NJIT		3	1		
												228	H	Manhattan		5	2		
												228	H	Manhattan		2	5		
LAST 10 GAMES				LAST 10 GAMES				LAST 10 GAMES				LAST 10 GAMES							
				160	N	Marist	13 11	285	H	Rider	12 0								
				185	N	Fairfield	2 5	284	A	Iona	9 4								
				185	N	Fairfield	5 6	284	A	Iona	6 1								
				285	H	Rider	6 5	284	A	Iona	6 2								
				285	H	Rider	3 5	210	H	Lafayette	5 4								

Non-Div. I Games:

Monmouth

RPI	S	Opponent	Score	
228	H	Manhattan	2	6
235	H	Princeton	11	6
248	H	Wagner	6	2
248	H	Wagner	4	13
260	A	George Mason	7	3
260	A	George Mason	9	3
260	A	George Mason	7	10
273	N	Lehigh	2	8
280	H	Niagara	0	5
280	H	Niagara	9	3
280	H	Niagara	8	3
281	A	Villanova	6	5
284	A	Iona	6	2
284	A	Iona	9	4
284	A	Iona	6	1
285	H	Rider	3	5
285	H	Rider	6	5
285	H	Rider	12	0
289	A	Longwood	17	3
296	A	UMES	3	0
296	A	UMES	11	3
299	A	Saint Peter's	0	3
299	A	Saint Peter's	27	1
299	A	Saint Peter's	18	4

Monmouth

Monmouth

Monmouth

Average RPI Win:	175	WON-LOST RECORD	WINNING PCT. RANK	LAST 10 GAMES		STRENGTH OF SCHEDULE	OPP. STRENGTH OF SCHEDULE	TEAM RPI	ADJ RPI	CONF. RPI	ADJ CONF. RPI	
DIV. I ONLY		16-38-0	.2963	271	4-6-0	188	167	241	.44771	241	13	13
DIV. I NON-CONF.		9-22-0	.29032	247	2-2-0	248	199	252	.44015	252	15	15
<hr/>												
TOTALS	RPI 1-25	RPI 26-50		W-L RECORDS		RPI 51-100		RPI 101-150		RPI 150+		
16-38-0	1-1-0	1-4-0		OVERALL		3-4-0		1-12-0		10-17-0		
8-7-0	0-0-0	1-2-0		HOME		0-0-0		1-1-0		6-4-0		
7-29-0	1-1-0	0-2-0		AWAY		3-4-0		0-11-0		3-11-0		
1-2-0	0-0-0	0-0-0		NEUTRAL		0-0-0		0-0-0		1-2-0		
9-22-0	1-1-0	0-2-0		NON-CONFERENCE		1-3-0		0-8-0		7-8-0		
3-1-0	0-0-0	0-0-0		HOME		0-0-0		0-0-0		3-1-0		
5-19-0	1-1-0	0-0-		AWAY		1-3-0		0-8-0		3-5-0		
1-2-0	0-0-0	0-0-0		NEUTRAL		0-0-0		0-0-0		1-2-0		
7-16-0	0-0-0	1-2-0		CONFERENCE		2-1-0		1-4-0		3-9-0		
5-6-0	0-0-0	1-2-0		HOME		0-0-0		1-1-0		3-3-0		
2-10-0	0-0-0	0-0-0		AWAY		2-1-0		0-3-0		0-6-0		
0-0-0	0-0-0	0-0-0		NEUTRAL		0-0-0		0-0-0		0-0-0		
RPI S	Opponent	Score	RPI S	Opponent	Score	RPI S	Opponent	Score	RPI S	Opponent	Score	
11 A	Auburn	7 8	42 H	Liberty	2 16	72 A	Samford	1 9	102 A	Troy	2 6	
17 A	Ole Miss	10 6	42 H	Liberty	6 3	78 A	Jacksonville	5 10	102 A	Troy	0 5	
			42 H	Liberty	5 8	78 A	Jacksonville	9 7	102 A	Troy	1 3	
			44 A	Alabama	1 4	78 A	Jacksonville	9 2	109 H	North Florida	8 4	
			44 A	Alabama	0 8	81 A	Jacksonville St.	10 12	109 H	North Florida	4 10	
						81 A	Jacksonville St.	2 1	128 A	FGCU	5 6	
						81 A	Jacksonville St.	1 14	128 A	FGCU	2 7	
									128 A	FGCU	3 6	
									131 A	Memphis	11 18	
									131 A	Memphis	2 3	
									146 A	Davidson	2 5	
									146 A	Davidson	1 13	
									146 A	Davidson	4 8	
									165 A	Lipscomb	2 6	
									165 A	Lipscomb	3 4	
									165 A	Lipscomb	0 4	
									174 A	Kennesaw St.	3 8	
									174 A	Kennesaw St.	6 7	
									174 A	Kennesaw St.	1 3	
									183 H	Stetson	6 2	
									183 H	Stetson	1 12	
									183 H	Stetson	8 13	
			LAST 10 GAMES									
			165 A	Lipscomb	3 4	292 A	Ark.-Pine Bluff	9 11	202 N	UT Martin	0 1	
			165 A	Lipscomb	0 4	203 A	Belmont	8 4	202 N	UT Martin	0 1	
			165 A	Lipscomb	2 6	224 H	NJIT	8 3	202 N	UT Martin	7 6	
			11 A	Auburn	7 8	224 H	NJIT	8 1	203 A	Belmont	8 4	
			292 A	Ark.-Pine Bluff	11 3	224 H	NJIT	0 10	224 H	NJIT	0 10	

Non-Div. I Games:

North Ala.

RPI	S	Opponent	Score	
224	H	NJIT	8	3
224	H	NJIT	8	1
237	A	Tennessee Tech	1	7
237	H	Tennessee Tech	6	7
242	H	Butler	8	5
264	A	Alabama St.	8	1
264	H	Alabama St.	14	2
270	A	The Citadel	3	6
270	A	The Citadel	4	7
270	A	The Citadel	3	8
290	H	Alabama A&M	6	5
292	A	Ark.-Pine Bluff	9	11
292	A	Ark.-Pine Bluff	11	3

North Ala.

N
o
r
t
h
A
l
a
.

N
o
r
t
h
A
l
a
.

Average RPI Win: 229		WON-LOST RECORD		WINNING PCT. RANK		LAST 10 GAMES		STRENGTH OF SCHEDULE		OPP. STRENGTH OF SCHEDULE		TEAM RPI		ADJ RPI		CONF. RPI		ADJ CONF. RPI	
DIV. I ONLY		24-26-0		.48 170		5-5-0		291		234		242		.44671 242		17		17	
DIV. I NON-CONF.		18-15-0		.54545 119		2-3-0		298		273		239		.4477 239		17		17	
TOTALS		RPI 1-25		RPI 26-50		W-L RECORDS		RPI 51-100		RPI 101-150		RPI 150+							
24-26-0		1-2-0		0-1-0		OVERALL		1-2-0		2-6-0		20-15-0							
11-7-0		1-2-0		0-0-0		HOME		0-0-0		1-2-0		9-3-0							
8-16-0		0-0-0		0-1-0		AWAY		0-2-0		1-4-0		7-9-0							
5-3-0		0-0-0		0-0-0		NEUTRAL		1-0-0		0-0-0		4-3-0							
18-15-0		0-0-0		0-1-0		NON-CONFERENCE		1-0-0		1-4-0		16-10-0							
7-2-0		0-0-0		0-0-0		HOME		0-0-0		0-0-0		7-2-0							
6-10-0		0-0-0		0-0-		AWAY		0-0-0		1-4-0		5-5-0							
5-3-0		0-0-0		0-0-0		NEUTRAL		1-0-0		0-0-0		4-3-0							
6-11-0		1-2-0		0-0-0		CONFERENCE		0-2-0		1-2-0		4-5-0							
4-5-0		1-2-0		0-0-0		HOME		0-0-0		1-2-0		2-1-0							
2-6-0		0-0-0		0-0-0		AWAY		0-2-0		0-0-0		2-4-0							
0-0-0		0-0-0		0-0-0		NEUTRAL		0-0-0		0-0-0		0-0-0							
RPI	S	Opponent		Score		RPI	S	Opponent		Score		RPI	S	Opponent		Score			
20	H	Creighton		7 8		38	A	Indiana		3 9		62	N	Central Mich.		5 1			
20	H	Creighton		5 0								66	A	Xavier		8 13			
20	H	Creighton		5 7								66	A	Xavier		5 6			
														113	H	St. John's (NY) 1 4			
														113	H	St. John's (NY) 11 7			
														113	H	St. John's (NY) 4 5			
														116	A	Ball St. 5 12			
														122	A	Air Force 7 8			
														122	A	Air Force 10 6			
														122	A	Air Force 7 9			
														141	A	Dayton 1 6			
														158	A	New Orleans 1 2			
														166	H	Southern Ill. 5 4			
														179	A	Eastern Ill. 6 13			
														179	H	Eastern Ill. 0 2			
														186	A	Seton Hall 4 9			
														186	A	Seton Hall 8 9			
														186	A	Seton Hall 5 4			
														190	N	Rutgers 2 3			
														193	N	Pittsburgh 3 4			
														206	N	Hofstra 10 5			
														216	A	Purdue 3 5			
														223	H	Western Mich. 7 4			
														223	H	Western Mich. 10 0			
														223	H	Western Mich. 1 2			
														241	A	North Ala. 5 8			
														245	A	Georgetown 2 6			
														245	A	Georgetown 9 12			
														245	A	Georgetown 3 2			
														281	H	Villanova 17 0			
														281	H	Villanova 1 0			
LAST 10 GAMES																			
245	A	Georgetown		9 12		122	A	Air Force		10 6		241	A	North Ala.		5 8			
245	A	Georgetown		2 6		122	A	Air Force		7 9		245	A	Georgetown		2 6			
245	A	Georgetown		3 2		252	A	Toledo		8 3		245	A	Georgetown		9 12			
179	A	Eastern Ill.		6 13		281	H	Villanova		17 0		245	A	Georgetown		3 2			
122	A	Air Force		7 8		281	H	Villanova		1 0		252	A	Toledo		8 3			

Non-Div. I Games: Anderson (IN) 5 2 Ind.-Kokomo 3 2

Butler

RPI	S	Opponent	Score	
256	A	Valparaiso	9	2
256	A	Valparaiso	6	4
256	A	Valparaiso	2	5
279	A	Northern Ky.	9	2
279	H	Northern Ky.	9	5
281	H	Villanova	1	0
281	H	Villanova	6	8
281	H	Villanova	17	0
285	N	Rider	14	3
285	N	Rider	9	2
285	N	Rider	4	9
290	A	Alabama A&M	6	1
298	H	Purdue Fort Wayne	18	3
298	H	Purdue Fort Wayne	16	0
298	H	Purdue Fort Wayne	7	1
299	N	Saint Peter's	21	7

Butler

B
u
t
l
e
r

B
u
t
l
e
r

Average RPI Win: 174		WON-LOST RECORD		WINNING PCT. RANK		LAST 10 GAMES		STRENGTH OF SCHEDULE		OPP. STRENGTH OF SCHEDULE		TEAM RPI		ADJ RPI		CONF. RPI		ADJ CONF. RPI	
DIV. I ONLY		20-30-0		.4 222		2-8-0		221		171		243		.44559 243		14		14	
DIV. I NON-CONF.		12-14-0		.46154 165		1-0-0		241		216		244		.44559 244		12		12	
TOTALS		RPI 1-25		RPI 26-50		W-L RECORDS		RPI 51-100		RPI 101-150		RPI 150+							
20-30-0		0-3-0		0-0-0		OVERALL		3-5-0		7-8-0		10-14-0							
14-18-0		0-3-0		0-0-0		HOME		2-5-0		4-3-0		8-7-0							
6-12-0		0-0-0		0-0-0		AWAY		1-0-0		3-5-0		2-7-0							
0-0-0		0-0-0		0-0-0		NEUTRAL		0-0-0		0-0-0		0-0-0							
12-14-0		0-0-0		0-0-0		NON-CONFERENCE		2-3-0		4-5-0		6-6-0							
9-11-0		0-0-0		0-0-0		HOME		1-3-0		2-2-0		6-6-0							
3-3-0		0-0-0		0-0-		AWAY		1-0-0		2-3-0		0-0-0							
0-0-0		0-0-0		0-0-0		NEUTRAL		0-0-0		0-0-0		0-0-0							
8-16-0		0-3-0		0-0-0		CONFERENCE		1-2-0		3-3-0		4-8-0							
5-7-0		0-3-0		0-0-0		HOME		1-2-0		2-1-0		2-1-0							
3-9-0		0-0-0		0-0-0		AWAY		0-0-0		1-2-0		2-7-0							
0-0-0		0-0-0		0-0-0		NEUTRAL		0-0-0		0-0-0		0-0-0							
RPI S	Opponent	Score		RPI S	Opponent	Score		RPI S	Opponent	Score		RPI S	Opponent	Score					
25 H	UC Santa Barbara	2	8					58 H	UC Irvine	5	8	106 H	Iowa	8	7				
25 H	UC Santa Barbara	3	6					58 H	UC Irvine	10	2	106 H	Iowa	4	6				
25 H	UC Santa Barbara	1	11					58 H	UC Irvine	0	4	106 H	Iowa	8	10				
								70 H	Oregon	3	4	106 H	Iowa	7	1				
								70 H	Oregon	1	3	115 H	Cal St. Fullerton	2	5				
								70 H	Oregon	7	6	115 H	Cal St. Fullerton	8	6				
								70 H	Oregon	7	8	115 H	Cal St. Fullerton	3	1				
								93 A	San Diego	5	2	118 A	Ohio St.	5	6				
												118 A	Ohio St.	15	3				
												118 A	Ohio St.	4	6				
												118 A	Ohio St.	5	7				
												124 A	California Baptist	6	2				
												127 A	Cal Poly	2	3				
												127 A	Cal Poly	4	12				
												127 A	Cal Poly	4	1				
												172 H	Portland	0	4				
												172 H	Portland	9	5				
												172 H	Portland	4	10				
												172 H	Portland	4	7				
												201 A	CSUN	2	10				
												201 A	CSUN	4	3				
												201 A	CSUN	3	6				
												216 A	UC Riverside	3	4				
												216 A	UC Riverside	15	3				
												216 A	UC Riverside	5	16				
												229 A	Long Beach St.	4	5				
												229 A	Long Beach St.	4	9				
LAST 10 GAMES				229 A	Long Beach St.	4	9	25 H	UC Santa Barbara	2	8	216 A	UC Riverside	3	4				
				229 A	Long Beach St.	4	5	127 A	Cal Poly	4	1	216 A	UC Riverside	15	3				
				229 A	Long Beach St.	0	3	127 A	Cal Poly	2	3	216 A	UC Riverside	5	16				
				25 H	UC Santa Barbara	3	6	127 A	Cal Poly	4	12	229 A	Long Beach St.	4	5				
				25 H	UC Santa Barbara	1	11	124 A	California Baptist	6	2	229 A	Long Beach St.	4	9				

Non-Div. I Games:

Hawaii

RPI	S	Opponent	Score	
229	A	Long Beach St.	0	3
231	H	CSU Bakersfield	4	5
231	H	CSU Bakersfield	4	8
231	H	CSU Bakersfield	7	4
231	H	CSU Bakersfield	0	2
239	H	UC Davis	13	6
239	H	UC Davis	3	6
239	H	UC Davis	9	5
289	H	Longwood	9	1
289	H	Longwood	8	4
289	H	Longwood	9	3
289	H	Longwood	5	4

Hawaii

H
a
w
a
i
i

H
a
w
a
i
i

Average RPI Win: 196		WON-LOST	WINNING	LAST 10	STRENGTH OF		OPP. STRENGTH	TEAM	ADJ		CONF.	ADJ CONF.		
Average RPI Loss: 151		RECORD	PCT. RANK	GAMES	SCHEDULE		OF SCHEDULE	RPI	RPI		RPI	RPI		
DIV. I ONLY		23-36-0	.38983	229	5-5-0		234	177	244	.44497	244	20	19	
DIV. I NON-CONF.		10-17-0	.37037	213	0-1-0		254	170	266	.42692	265	19	19	
<hr/>														
TOTALS		RPI 1-25	RPI 26-50		W-L RECORDS		RPI 51-100		RPI 101-150		RPI 150+			
23-36-0		0-1-0	0-0-0		OVERALL		3-8-0		6-14-0		14-13-0			
14-13-0		0-0-0	0-0-0		HOME		2-1-0		3-6-0		9-6-0			
6-18-0		0-1-0	0-0-0		AWAY		1-5-0		1-5-0		4-7-0			
3-5-0		0-0-0	0-0-0		NEUTRAL		0-2-0		2-3-0		1-0-0			
<hr/>														
10-17-0		0-1-0	0-0-0		NON-CONFERENCE		2-5-0		2-4-0		6-7-0			
8-7-0		0-0-0	0-0-0		HOME		2-1-0		1-2-0		5-4-0			
1-7-0		0-1-0	0-0-		AWAY		0-3-0		0-0-0		1-3-0			
1-3-0		0-0-0	0-0-0		NEUTRAL		0-1-0		1-2-0		0-0-0			
<hr/>														
13-19-0		0-0-0	0-0-0		CONFERENCE		1-3-0		4-10-0		8-6-0			
6-6-0		0-0-0	0-0-0		HOME		0-0-0		2-4-0		4-2-0			
5-11-0		0-0-0	0-0-0		AWAY		1-2-0		1-5-0		3-4-0			
2-2-0		0-0-0	0-0-0		NEUTRAL		0-1-0		1-1-0		1-0-0			
<hr/>														
RPI	S	Opponent	Score		RPI	S	Opponent	Score		RPI	S	Opponent	Score	
14	A	North Carolina	6	7						101	H	Notre Dame	0	7
							51 A Campbell	1	4	101	N	Notre Dame	4	7
							51 A Campbell	9	3	112	A	Winthrop	5	13
							51 A Campbell	0	14	112	A	Winthrop	1	9
							51 N Campbell	7	20	112	A	Winthrop	6	7
							71 A Ga. Southern	4	7	116	H	Ball St.	12	4
							71 H Ga. Southern	3	2	116	N	Ball St.	1	3
							82 N South Carolina	3	10	130	H	Radford	5	6
							92 A Col. of Charleston	5	7	130	H	Radford	1	7
							92 A Col. of Charleston	7	9	130	H	Radford	6	9
							92 H Col. of Charleston	9	1	130	H	Radford	8	3
							92 H Col. of Charleston	2	9	130	N	Radford	1	8
										137	N	Wofford	4	3
										138	A	High Point	4	9
										138	A	High Point	2	8
										138	A	High Point	6	5
										143	H	Kent St.	1	9
										150	H	Gardner-Webb	8	6
										150	H	Gardner-Webb	3	8
										150	H	Gardner-Webb	10	3
										152	H	Presbyterian	4	6
										152	H	Presbyterian	6	15
										152	H	Presbyterian	10	5
										215	A	Charlotte	3	9
										232	H	Georgia St.	5	2
										232	H	Georgia St.	6	15
										232	H	Georgia St.	6	7
<hr/>														
LAST 10 GAMES														
					130	N	Radford	1	8	152	H	Presbyterian	4	6
					51	N	Campbell	7	20	152	H	Presbyterian	10	5
					130	N	Radford	8	3	215	A	Charlotte	3	9
					234	N	USC Upstate	6	2	234	H	USC Upstate	12	4
					152	H	Presbyterian	6	15	234	H	USC Upstate	9	4

Non-Div. I Games:

Charleston So.

RPI	S	Opponent	Score	
234	A	USC Upstate	7	11
234	H	USC Upstate	9	0
234	H	USC Upstate	12	4
234	H	USC Upstate	9	4
234	N	USC Upstate	6	2
254	H	La Salle	4	5
254	H	La Salle	7	3
254	H	La Salle	3	6
257	A	UNC Asheville	3	2
257	A	UNC Asheville	8	2
257	A	UNC Asheville	4	11
270	A	The Citadel	3	4
270	A	The Citadel	1	10
270	H	The Citadel	10	5
270	H	The Citadel	10	5
283	A	Savannah St.	7	6
283	H	Savannah St.	5	3
289	A	Longwood	2	3
289	A	Longwood	6	7
289	A	Longwood	16	3

Charleston So.

C
h
a
r
l
e
s
t
o
n
S
o
.

C
h
a
r
l
e
s
t
o
n
S
o
.

Average RPI Win:		235	WON-LOST RECORD		WINNING PCT. RANK		LAST 10 GAMES		STRENGTH OF SCHEDULE		OPP. STRENGTH OF SCHEDULE		TEAM RPI		ADJ RPI		CONF. RPI		ADJ CONF. RPI	
DIV. I ONLY			22-34-0		.39286 226		5-5-0		212		253		245		.44466 245		17		17	
DIV. I NON-CONF.			15-23-0		.39474 200		3-0-0		239		285		255		.43626 255		17		17	
TOTALS		RPI 1-25		RPI 26-50		W-L RECORDS		RPI 51-100		RPI 101-150		RPI 150+								
22-34-0		0-3-0		0-1-0		OVERALL		0-8-0		4-5-0		18-17-0								
14-11-0		0-3-0		0-0-0		HOME		0-0-0		3-1-0		11-7-0								
6-16-0		0-0-0		0-0-0		AWAY		0-7-0		1-3-0		5-6-0								
2-7-0		0-0-0		0-1-0		NEUTRAL		0-1-0		0-1-0		2-4-0								
15-23-0		0-0-0		0-1-0		NON-CONFERENCE		0-5-0		1-5-0		14-12-0								
9-7-0		0-0-0		0-0-0		HOME		0-0-0		0-1-0		9-6-0								
4-9-0		0-0-0		0-0-		AWAY		0-4-0		1-3-0		3-2-0								
2-7-0		0-0-0		0-1-0		NEUTRAL		0-1-0		0-1-0		2-4-0								
7-11-0		0-3-0		0-0-0		CONFERENCE		0-3-0		3-0-0		4-5-0								
5-4-0		0-3-0		0-0-0		HOME		0-0-0		3-0-0		2-1-0								
2-7-0		0-0-0		0-0-0		AWAY		0-3-0		0-0-0		2-4-0								
0-0-0		0-0-0		0-0-0		NEUTRAL		0-0-0		0-0-0		0-0-0								
RPI	S	Opponent		Score		RPI	S	Opponent		Score		RPI	S	Opponent		Score				
20	H	Creighton		3 7		35	N	Illinois		3 11		51	A	Campbell		5 9				
20	H	Creighton		4 7								51	A	Campbell		4 7				
20	H	Creighton		2 14								51	A	Campbell		4 7				
												54	A	Wake Forest		3 5				
												66	A	Xavier		0 1				
												66	A	Xavier		4 9				
												66	A	Xavier		4 7				
												69	N	Kansas		2 6				
														113 H St. John's (NY)		2 1				
														113 H St. John's (NY)		4 3				
														113 H St. John's (NY)		4 1				
														116 N Ball St.		4 6				
														144 A Navy		3 17				
														144 H Navy		3 12				
														149 A ETSU		5 3				
														149 A ETSU		1 11				
														149 A ETSU		0 4				
														183 A Stetson		4 5				
														186 A Seton Hall		5 6				
														186 A Seton Hall		2 6				
														186 A Seton Hall		1 7				
														205 N Saint Louis		6 7				
														211 H Hartford		1 2				
														211 H Hartford		2 4				
														211 H Hartford		1 14				
														218 A George Washington		14 4				
														218 H George Washington		6 18				
														223 N Western Mich.		1 22				
														225 N Saint Joseph's		8 4				
														235 H Princeton		6 10				
														235 H Princeton		0 5				
														235 H Princeton		10 6				
														235 H Princeton		9 6				
														242 H Butler		6 2				
														242 H Butler		2 3				
														242 H Butler		2 3				
														242 H Butler		2 3				
														242 H Butler		2 3				
														242 H Butler		2 3				
														242 H Butler		2 3				
														242 H Butler		2 3				
														242 H Butler		2 3				
														242 H Butler		2 3				
														242 H Butler		2 3				
														242 H Butler		2 3				
														242 H Butler		2 3				
														242 H Butler		2 3				
														242 H Butler		2 3				
														242 H Butler		2 3				
														242 H Butler		2 3				
														242 H Butler		2 3				
														242 H Butler		2 3				
														242 H Butler		2 3				
														242 H Butler		2 3				
														242 H Butler		2 3				
														242 H Butler		2 3				
														242 H Butler		2 3				
														242 H Butler		2 3				
														242 H Butler		2 3				
														242 H Butler		2 3				
														242 H Butler		2 3				
														242 H Butler		2 3				
														242 H Butler		2 3				
														242 H Butler		2 3				
														242 H Butler		2 3				
														242 H Butler		2 3				
														242 H Butler		2 3				
														242 H Butler		2 3				
														242 H Butler		2 3				

Non-Div. I Games:

Georgetown

RPI	S	Opponent	Score	
242	H	Butler	12	9
247	N	Sacred Heart	5	6
247	N	Sacred Heart	11	0
258	A	UMBC	6	1
258	H	UMBC	4	3
260	A	George Mason	4	7
260	H	George Mason	4	1
268	A	Coppin St.	4	3
268	H	Coppin St.	14	5
281	A	Villanova	4	2
281	A	Villanova	1	3
281	A	Villanova	4	2
285	H	Rider	12	7
285	H	Rider	10	9
294	N	Mt. St. Mary's	2	3
296	H	UMES	13	5
296	H	UMES	4	2

Georgetown

G
e
o
r
g
e
t
o
w
n

G
e
o
r
g
e
t
o
w
n

Average RPI Win:	221	WON-LOST RECORD	WINNING PCT. RANK	LAST 10 GAMES	STRENGTH OF SCHEDULE	OPP. STRENGTH OF SCHEDULE	TEAM RPI	ADJ RPI	CONF. RPI	ADJ CONF. RPI	
Average RPI Loss:	168										
DIV. I ONLY	18-33-0	.35294	250	4-6-0	222	259	246	.44309	246	29	29
DIV. I NON-CONF.	6-21-0	.22222	272	1-3-0	148	241	250	.4413	250	27	27
<hr/>											
TOTALS	RPI 1-25	RPI 26-50		W-L RECORDS	RPI 51-100		RPI 101-150		RPI 150+		
18-33-0	0-0-0	0-3-0		OVERALL	0-1-0		3-9-0		15-20-0		
10-9-0	0-0-0	0-0-0		HOME	0-0-0		2-2-0		8-7-0		
8-24-0	0-0-0	0-3-0		AWAY	0-1-0		1-7-0		7-13-0		
0-0-0	0-0-0	0-0-0		NEUTRAL	0-0-0		0-0-0		0-0-0		
6-21-0	0-0-0	0-3-0		NON-CONFERENCE	0-1-0		3-9-0		3-8-0		
2-5-0	0-0-0	0-0-0		HOME	0-0-0		2-2-0		0-3-0		
4-16-0	0-0-0	0-0-		AWAY	0-1-0		1-7-0		3-5-0		
0-0-0	0-0-0	0-0-0		NEUTRAL	0-0-0		0-0-0		0-0-0		
12-12-0	0-0-0	0-0-0		CONFERENCE	0-0-0		0-0-0		12-12-0		
8-4-0	0-0-0	0-0-0		HOME	0-0-0		0-0-0		8-4-0		
4-8-0	0-0-0	0-0-0		AWAY	0-0-0		0-0-0		4-8-0		
0-0-0	0-0-0	0-0-0		NEUTRAL	0-0-0		0-0-0		0-0-0		
RPI	S	Opponent	Score	RPI	S	Opponent	Score	RPI	S	Opponent	Score
				48	A	UCF	2 3				
				48	A	UCF	1 7				
				48	A	UCF	1 5				

Non-Div. I Games:

Siena

RPI	S	Opponent	Score	
199	A	Canisius	4	5
199	A	Canisius	12	14
199	A	Canisius	3	4
209	A	UMass Lowell	2	4
228	A	Manhattan	4	8
228	A	Manhattan	1	2
228	A	Manhattan	7	10
250	A	LIU Brooklyn	2	13
261	H	Dartmouth	4	6
275	A	Bowling Green	1	3
275	A	Bowling Green	9	7
280	H	Niagara	17	14
280	H	Niagara	7	9
280	H	Niagara	2	1
284	H	Iona	3	2
284	H	Iona	8	7
284	H	Iona	4	1
285	A	Rider	13	4
285	A	Rider	7	2
285	A	Rider	9	8

Siena

S
i
e
n
a

S
i
e
n
a

[illegible]

Non-Div. I Games:

Sacred Heart

Sacred Heart

Average RPI Win:	253	WON-LOST RECORD	WINNING PCT. RANK	LAST 10 GAMES	STRENGTH OF SCHEDULE	OPP. STRENGTH OF SCHEDULE	TEAM RPI	ADJ RPI	CONF. RPI	ADJ CONF. RPI		
DIV. I ONLY		19-32-0	.37255	235	4-6-0	235	281	249	.44242	248	28	28
DIV. I NON-CONF.		7-17-0	.29167	243	0-3-0	169	265	233	.45164	233	29	29
<hr/>												
TOTALS	RPI 1-25	RPI 26-50		W-L RECORDS		RPI 51-100		RPI 101-150		RPI 150+		
19-32-0	0-0-0	0-2-0		OVERALL		1-8-0		1-6-0		17-16-0		
6-12-0	0-0-0	0-0-0		HOME		0-3-0		0-2-0		6-7-0		
12-17-0	0-0-0	0-2-0		AWAY		1-5-0		1-4-0		10-6-0		
1-3-0	0-0-0	0-0-0		NEUTRAL		0-0-0		0-0-0		1-3-0		
7-17-0	0-0-0	0-2-0		NON-CONFERENCE		1-5-0		1-6-0		5-4-0		
3-3-0	0-0-0	0-0-0		HOME		0-0-0		0-2-0		3-1-0		
4-13-0	0-0-0	0-0-		AWAY		1-5-0		1-4-0		2-2-0		
0-1-0	0-0-0	0-0-0		NEUTRAL		0-0-0		0-0-0		0-1-0		
12-15-0	0-0-0	0-0-0		CONFERENCE		0-3-0		0-0-0		12-12-0		
3-9-0	0-0-0	0-0-0		HOME		0-3-0		0-0-0		3-6-0		
8-4-0	0-0-0	0-0-0		AWAY		0-0-0		0-0-0		8-4-0		
1-2-0	0-0-0	0-0-0		NEUTRAL		0-0-0		0-0-0		1-2-0		
RPI	S	Opponent	Score	RPI	S	Opponent	Score	RPI	S	Opponent	Score	
				49	A	Virginia	9 18	87	H	Bryant	6 8	
				49	A	Virginia	0 14	87	H	Bryant	4 5	
								87	H	Bryant	2 3	
								93	A	San Diego	9 15	
								93	A	San Diego	0 14	
								93	A	San Diego	1 3	
								99	A	Elon	6 16	
								99	A	Elon	6 10	
								99	A	Elon	7 6	

Non-Div. I Games:

Wagner

RPI	S	Opponent	Score	
250	H	LIU Brooklyn	6	4
285	H	Rider	9	1
291	A	Fairleigh Dickinson	10	3
291	A	Fairleigh Dickinson	10	2
291	A	Fairleigh Dickinson	14	5
294	A	Mt. St. Mary's	8	9
294	A	Mt. St. Mary's	8	4
294	A	Mt. St. Mary's	8	2
294	H	Mt. St. Mary's	4	0
294	H	Mt. St. Mary's	5	6
294	H	Mt. St. Mary's	9	8
299	A	Saint Peter's	17	6
299	H	Saint Peter's	13	3

Wagner

W
a
g
n
e
r

W
a
g
n
e
r

Average RPI Win: 253		WON-LOST RECORD		WINNING PCT. RANK		LAST 10 GAMES		STRENGTH OF SCHEDULE		OPP. STRENGTH OF SCHEDULE		TEAM RPI		ADJ RPI		CONF. RPI		ADJ CONF. RPI	
DIV. I ONLY		17-33-0		.34 254		5-5-0		215		271		246		.44129 249		31		31	
DIV. I NON-CONF.		1-20-0		.04762 296		0-2-0		29		74		265		.426 266		30		30	
TOTALS		RPI 1-25		RPI 26-50		W-L RECORDS		RPI 51-100		RPI 101-150		RPI 150+							
17-33-0		0-2-0		0-3-0		OVERALL		1-6-0		0-4-0		16-18-0							
7-5-0		0-0-0		0-0-0		HOME		0-0-0		0-0-0		7-5-0							
6-23-0		0-2-0		0-3-0		AWAY		0-3-0		0-4-0		6-11-0							
4-5-0		0-0-0		0-0-0		NEUTRAL		1-3-0		0-0-0		3-2-0							
1-20-0		0-2-0		0-3-0		NON-CONFERENCE		1-6-0		0-4-0		0-5-0							
0-0-0		0-0-0		0-0-0		HOME		0-0-0		0-0-0		0-0-0							
0-17-0		0-2-0		0-0-		AWAY		0-3-0		0-4-0		0-5-0							
1-3-0		0-0-0		0-0-0		NEUTRAL		1-3-0		0-0-0		0-0-0							
16-13-0		0-0-0		0-0-0		CONFERENCE		0-0-0		0-0-0		16-13-0							
7-5-0		0-0-0		0-0-0		HOME		0-0-0		0-0-0		7-5-0							
6-6-0		0-0-0		0-0-0		AWAY		0-0-0		0-0-0		6-6-0							
3-2-0		0-0-0		0-0-0		NEUTRAL		0-0-0		0-0-0		3-2-0							
RPI S	Opponent		Score		RPI S	Opponent		Score		RPI S	Opponent		Score		RPI S	Opponent		Score	
3	A	Mississippi St.	1	5	33	A	Baylor	3	13	68	A	Texas	3	17	111	A	New Mexico St.	8	24
21	A	LSU	5	16	33	A	Baylor	2	3	69	N	Kansas	8	3	111	A	New Mexico St.	6	38
					46	A	Oklahoma	2	10	69	N	Kansas	13	19	111	A	New Mexico St.	3	16
										69	N	Kansas	1	7	111	A	New Mexico St.	2	20
										69	N	Kansas	0	1	159	A	A&M-Corpus Christi	2	8
										97	A	Kansas St.	5	11	165	A	Lipscomb	1	11
										98	A	Tulane	1	13	165	A	Lipscomb	2	17
															165	A	Lipscomb	5	11
															204	A	Southern U.	6	16
															204	A	Southern U.	6	5
															204	A	Southern U.	6	7
															204	H	Southern U.	0	1
															204	H	Southern U.	1	0
															204	H	Southern U.	7	8
															204	N	Southern U.	8	6
															204	N	Southern U.	6	7
															204	N	Southern U.	9	10
															220	A	Houston Baptist	4	6
															230	A	Grambling	7	3
															230	A	Grambling	2	12
															230	A	Grambling	2	6
															230	H	Grambling	4	8
															230	H	Grambling	2	7
															230	H	Grambling	11	8
															267	N	Jackson St.	5	4
															267	N	Jackson St.	6	3
															292	A	Ark.-Pine Bluff	6	3
															292	H	Ark.-Pine Bluff	13	3
															292	H	Ark.-Pine Bluff	11	1
															220	A	Houston Baptist	4	6
Non-Div. I Games:				Wiley				5 1				Huston-Tillotson				15 8			
												Huston-Tillotson				2 3			
												Wiley				11 6			
																Texas Southern			

RPI	S	Opponent	Score	
292	A	Ark.-Pine Bluff	9	6
292	A	Ark.-Pine Bluff	2	14
292	H	Ark.-Pine Bluff	4	6
292	H	Ark.-Pine Bluff	11	1
292	H	Ark.-Pine Bluff	13	3
293	A	Prairie View	34	2
293	A	Prairie View	7	5
293	A	Prairie View	3	5
293	H	Prairie View	7	0
293	H	Prairie View	14	3
293	H	Prairie View	10	4

Texas Southern

T
e
x
a
s
S
o
u
t
h
e
r
n

T
e
x
a
s
S
o
u
t
h
e
r
n

Average RPI Win:	218	WON-LOST RECORD	WINNING PCT. RANK	LAST 10 GAMES	STRENGTH OF SCHEDULE	OPP. STRENGTH OF SCHEDULE	TEAM RPI	ADJ RPI	CONF. RPI	ADJ CONF. RPI							
Average RPI Loss:	193																
DIV. I ONLY	20-33-0	.37736	234	2-8-0	252	279	250	.44086	250	28	28						
DIV. I NON-CONF.	10-19-0	.34483	221	0-4-0	237	278	234	.45055	234	29	29						
<hr/>																	
TOTALS	RPI 1-25	RPI 26-50		W-L RECORDS		RPI 51-100		RPI 101-150		RPI 150+							
20-33-0	1-0-0	0-0-0		OVERALL		2-4-0		1-8-0		16-21-0							
8-10-0	0-0-0	0-0-0		HOME		1-2-0		1-0-0		6-8-0							
11-21-0	1-0-0	0-0-0		AWAY		1-2-0		0-8-0		9-11-0							
1-2-0	0-0-0	0-0-0		NEUTRAL		0-0-0		0-0-0		1-2-0							
<hr/>																	
10-19-0	1-0-0	0-0-0		NON-CONFERENCE		0-0-0		1-8-0		8-11-0							
4-2-0	0-0-0	0-0-0		HOME		0-0-0		1-0-0		3-2-0							
6-17-0	1-0-0	0-0-		AWAY		0-0-0		0-8-0		5-9-0							
0-0-0	0-0-0	0-0-0		NEUTRAL		0-0-0		0-0-0		0-0-0							
<hr/>																	
10-14-0	0-0-0	0-0-0		CONFERENCE		2-4-0		0-0-0		8-10-0							
4-8-0	0-0-0	0-0-0		HOME		1-2-0		0-0-0		3-6-0							
5-4-0	0-0-0	0-0-0		AWAY		1-2-0		0-0-0		4-2-0							
1-2-0	0-0-0	0-0-0		NEUTRAL		0-0-0		0-0-0		1-2-0							
<hr/>																	
RPI	S	Opponent	Score		RPI	S	Opponent	Score		RPI	S	Opponent	Score				
4	A	Georgia	1	0						87	A	Bryant	3	18			
										113	A	St. John's (NY)	10	11			
										87	A	Bryant	7	5			
										128	A	FGCU	1	9			
										87	A	Bryant	2	3			
										128	A	FGCU	1	10			
										87	H	Bryant	5	4			
										128	A	FGCU	0	10			
										87	H	Bryant	2	10			
										139	A	Stony Brook	3	9			
										87	H	Bryant	2	4			
										139	H	Stony Brook	7	6			
										149	A	ETSU	3	10			
										149	A	ETSU	2	7			
										149	A	ETSU	2	7			
										177	H	Central Conn. St.	8	6			
										177	H	Central Conn. St.	2	9			
										177	H	Central Conn. St.	1	3			
										185	H	Fairfield	4	3			
										206	A	Hofstra	10	1			
										206	H	Hofstra	8	16			
										211	A	Hartford	5	16			
										213	A	Albany (NY)	1	3			
										213	A	Albany (NY)	2	4			
										213	A	Albany (NY)	1	10			
										214	A	Lamar University	4	8			
										214	A	Lamar University	2	6			
										214	A	Lamar University	1	2			
										228	A	Manhattan	6	4			
										87	A	Bryant	3	18			
										228	H	Manhattan	2	3			
										206	H	Hofstra	8	16			
										246	H	Siena	13	2			
										213	A	Albany (NY)	1	3			
										247	H	Sacred Heart	3	9			
										213	A	Albany (NY)	2	4			
										247	H	Sacred Heart	10	17			
<hr/>																	
LAST 10 GAMES																	
177 H Central Conn. St.					2	9	87 A Bryant					3	18	228 A Manhattan		6	4
177 H Central Conn. St.					8	6	87 A Bryant					7	5	228 H Manhattan		2	3
177 H Central Conn. St.					1	3	206 H Hofstra					8	16	246 H Siena		13	2
211 A Hartford					5	16	213 A Albany (NY)					1	3	247 H Sacred Heart		3	9
87 A Bryant					2	3	213 A Albany (NY)					2	4	247 H Sacred Heart		10	17

Non-Div. I Games:

LIU Brooklyn

RPI	S	Opponent	Score	
247	H	Sacred Heart	10	3
247	N	Sacred Heart	5	6
247	N	Sacred Heart	3	4
247	N	Sacred Heart	3	2
248	A	Wagner	4	6
248	A	Wagner	5	0
248	A	Wagner	14	8
254	A	La Salle	3	4
281	A	Villanova	3	0
281	A	Villanova	11	3
281	A	Villanova	4	1
284	H	Iona	16	8
285	A	Rider	5	6
291	A	Fairleigh Dickinson	13	8
291	A	Fairleigh Dickinson	5	3
291	A	Fairleigh Dickinson	2	17
294	H	Mt. St. Mary's	5	1
294	H	Mt. St. Mary's	5	9
294	H	Mt. St. Mary's	3	5

LIU Brooklyn

L
I
U
B
r
o
o
k
l
y
n

L
I
U
B
r
o
o
k
l
y
n

V
M
I

VMI

RPI	S	Opponent	Score
207	A	Western Caro.	5 14
207	A	Western Caro.	9 8
207	A	Western Caro.	15 11
225	N	Saint Joseph's	9 3
225	N	Saint Joseph's	9 4
270	A	The Citadel	2 3
270	A	The Citadel	0 1
270	A	The Citadel	9 5
273	H	Lehigh	0 1
273	H	Lehigh	11 1
273	H	Lehigh	13 15
279	H	Northern Ky.	8 3
279	H	Northern Ky.	6 7
289	A	Longwood	14 7

VMI

Average RPI Win: 189		WON-LOST	WINNING	LAST 10	STRENGTH OF		OPP. STRENGTH	TEAM	ADJ	CONF.	ADJ CONF.
Average RPI Loss: 179		RECORD	PCT. RANK	GAMES	SCHEDULE		OF SCHEDULE	RPI	RPI	RPI	RPI
DIV. I ONLY		17-36-0	.32075	261	2-8-0		223	254	252	.44067	252
DIV. I NON-CONF.		13-15-0	.46429	164	1-1-0		221	266	160	.49087	160
TOTALS		RPI 1-25	RPI 26-50		W-L RECORDS		RPI 51-100		RPI 101-150		RPI 150+
17-36-0		0-1-0	0-0-0		OVERALL		2-3-0		5-12-0		10-20-0
5-9-0		0-0-0	0-0-0		HOME		1-2-0		0-1-0		4-6-0
8-26-0		0-1-0	0-0-0		AWAY		0-1-0		5-11-0		3-13-0
4-1-0		0-0-0	0-0-0		NEUTRAL		1-0-0		0-0-0		3-1-0
13-15-0		0-1-0	0-0-0		NON-CONFERENCE		1-1-0		5-6-0		7-7-0
2-2-0		0-0-0	0-0-0		HOME		0-0-0		0-1-0		2-1-0
7-12-0		0-1-0	0-0-		AWAY		0-1-0		5-5-0		2-5-0
4-1-0		0-0-0	0-0-0		NEUTRAL		1-0-0		0-0-0		3-1-0
4-21-0		0-0-0	0-0-0		CONFERENCE		1-2-0		0-6-0		3-13-0
3-7-0		0-0-0	0-0-0		HOME		1-2-0		0-0-0		2-5-0
1-14-0		0-0-0	0-0-0		AWAY		0-0-0		0-6-0		1-8-0
0-0-0		0-0-0	0-0-0		NEUTRAL		0-0-0		0-0-0		0-0-0
RPI S	Opponent	Score		RPI S	Opponent	Score		RPI S	Opponent	Score	
19 A	Michigan	2	8					62 H	Central Mich.	4	3
								62 H	Central Mich.	3	18
								62 H	Central Mich.	1	7
								87 N	Bryant	6	2
								89 A	Wright St.	5	10
								112 A	Winthrop	5	4
								112 A	Winthrop	8	7
								112 A	Winthrop	3	17
								116 A	Ball St.	6	7
								116 A	Ball St.	8	11
								116 A	Ball St.	1	10
								118 A	Ohio St.	4	9
								141 A	Dayton	10	9
								141 H	Dayton	9	12
								143 A	Kent St.	3	6
								143 A	Kent St.	2	5
								143 A	Kent St.	5	11
								146 A	Davidson	5	11
								146 A	Davidson	13	5
								146 A	Davidson	2	3
								148 A	UNCW	5	3
								148 A	UNCW	5	13
								154 H	Miami (OH)	2	3
								154 H	Miami (OH)	7	5
								154 H	Miami (OH)	6	10
								162 A	Richmond	4	6
								164 N	Quinnipiac	9	8
								165 A	Lipscomb	6	12
								170 A	Michigan St.	2	4
								203 A	Belmont	2	5
								203 A	Belmont	10	7
								219 A	Ohio	12	8
LAST 10 GAMES								226 H	Northern Ill.	0	4
								226 H	Northern Ill.	5	4
								242 H	Butler	3	8
								143 A	Kent St.	2	5
								143 A	Kent St.	5	11
116 A	Ball St.	8	11	226 H	Northern Ill.	0	4	165 A	Lipscomb	6	12
116 A	Ball St.	6	7	226 H	Northern Ill.	5	4	170 A	Michigan St.	2	4
116 A	Ball St.	1	10	242 H	Butler	3	8	203 A	Belmont	2	5
298 H	Purdue Fort Wayne	13	8	143 A	Kent St.	2	5	203 A	Belmont	10	7
226 H	Northern Ill.	2	3	143 A	Kent St.	5	11	219 A	Ohio	12	8

Non-Div. I Games:

Toledo

RPI	S	Opponent	Score	
219	A	Ohio	2	5
219	A	Ohio	5	16
223	H	Western Mich.	3	6
226	H	Northern Ill.	5	4
226	H	Northern Ill.	2	3
226	H	Northern Ill.	0	4
242	H	Butler	3	8
271	H	Oakland	19	8
275	A	Bowling Green	6	9
275	A	Bowling Green	5	6
275	A	Bowling Green	6	10
278	A	Youngstown St.	3	5
282	N	Bucknell	15	6
282	N	Bucknell	10	1
282	N	Bucknell	7	8
287	A	Eastern Mich.	5	6
287	A	Eastern Mich.	3	5
287	A	Eastern Mich.	5	6
298	A	Purdue Fort Wayne	11	7
298	H	Purdue Fort Wayne	13	8

Toledo

T
o
l
e
d
o

T
o
l
e
d
o

Average RPI Win: 192		WON-LOST	WINNING	LAST 10	STRENGTH OF		OPP. STRENGTH	TEAM	ADJ		CONF.	ADJ CONF.	
Average RPI Loss: 143		RECORD	PCT. RANK	GAMES	SCHEDULE		OF SCHEDULE	RPI	RPI		RPI	RPI	
DIV. I ONLY		14-39-0	.26415	280	2-8-0		118	202	253	.44045	253	15	15
DIV. I NON-CONF.		7-22-0	.24138	262	1-0-0		113	264	247	.4434	247	14	14
TOTALS		RPI 1-25	RPI 26-50		W-L RECORDS		RPI 51-100		RPI 101-150		RPI 150+		
14-39-0	0-2-0	0-0-0		OVERALL		2-8-0		2-16-0		10-13-0			
9-15-0	0-0-0	0-0-0		HOME		2-4-0		2-6-0		5-5-0			
5-24-0	0-2-0	0-0-0		AWAY		0-4-0		0-10-0		5-8-0			
0-0-0	0-0-0	0-0-0		NEUTRAL		0-0-0		0-0-0		0-0-0			
7-22-0	0-2-0	0-0-0		NON-CONFERENCE		0-1-0		1-11-0		6-8-0			
4-5-0	0-0-0	0-0-0		HOME		0-0-0		1-1-0		3-4-0			
3-17-0	0-2-0	0-0-		AWAY		0-1-0		0-10-0		3-4-0			
0-0-0	0-0-0	0-0-0		NEUTRAL		0-0-0		0-0-0		0-0-0			
7-17-0	0-0-0	0-0-0		CONFERENCE		2-7-0		1-5-0		4-5-0			
5-10-0	0-0-0	0-0-0		HOME		2-4-0		1-5-0		2-1-0			
2-7-0	0-0-0	0-0-0		AWAY		0-3-0		0-0-0		2-4-0			
0-0-0	0-0-0	0-0-0		NEUTRAL		0-0-0		0-0-0		0-0-0			
RPI S	Opponent	Score		RPI S	Opponent	Score		RPI S	Opponent	Score			
15 A	West Virginia	3	8					105 A	Sacramento St.	0	5		
22 A	NC State	1	11					85 H	William & Mary	4	13		
								85 H	William & Mary	2	12		
								85 H	William & Mary	0	1		
								92 A	Col. of Charleston	2	5		
								92 A	Col. of Charleston	3	6		
								92 A	Col. of Charleston	3	20		
								99 H	Elon	1	6		
								99 H	Elon	8	0		
								99 H	Elon	3	6		
								142 H	Northeastern	11	6		
								142 H	Northeastern	4	6		
								146 A	Davidson	3	15		
								146 A	Davidson	5	13		
								146 A	Davidson	1	4		
								148 H	UNCW	1	3		
								148 H	UNCW	4	8		
								148 H	UNCW	6	11		
								163 A	James Madison	0	1		
								163 A	James Madison	5	6		
								163 A	James Madison	2	5		
								174 A	Kennesaw St.	2	5		
								174 A	Kennesaw St.	5	2		
								174 A	Kennesaw St.	5	11		
								191 A	Penn St.	6	4		
								206 A	Hofstra	6	12		
								206 A	Hofstra	8	5		
LAST 10 GAMES													
				142 H	Northeastern	11	6	92 A	Col. of Charleston	2	4		
				142 H	Northeastern	3	6	191 A	Penn St.	6	4		
				142 H	Northeastern	4	6	163 A	James Madison	5	6		
				92 A	Col. of Charleston	9	10	163 A	James Madison	0	1		
				92 A	Col. of Charleston	3	5	163 A	James Madison	2	5		

Non-Div. I Games:

Towson

RPI	S	Opponent	Score
206	A	Hofstra	5 2
212	H	Cornell	2 4
212	H	Cornell	3 2
218	A	George Washington	8 13
218	H	George Washington	3 4
233	H	Delaware	2 1
233	H	Delaware	10 8
233	H	Delaware	3 10
258	A	UMBC	7 2
258	H	UMBC	8 7
260	A	George Mason	2 6
260	H	George Mason	8 3
268	H	Coppin St.	2 5
282	H	Bucknell	8 9

Towson

Average RPI Win: 238		WON-LOST RECORD	WINNING PCT. RANK	LAST 10 GAMES	STRENGTH OF SCHEDULE	OPP. STRENGTH OF SCHEDULE	TEAM RPI	ADJ RPI		CONF. RPI	ADJ CONF. RPI	
Average RPI Loss: 175												
DIV. I ONLY		25-31-0	.44643	196	2-8-0	260	276	255	.44011	254	19	20
DIV. I NON-CONF.		21-11-0	.65625	61	1-0-0	284	297	190	.47628	190	22	22
<hr/>												
TOTALS		RPI 1-25		RPI 26-50		W-L RECORDS		RPI 51-100		RPI 101-150		RPI 150+
25-31-0		0-0-0		0-0-0		OVERALL		0-3-0		2-14-0		23-14-0
17-14-0		0-0-0		0-0-0		HOME		0-3-0		1-5-0		16-6-0
8-17-0		0-0-0		0-0-0		AWAY		0-0-0		1-9-0		7-8-0
0-0-0		0-0-0		0-0-0		NEUTRAL		0-0-0		0-0-0		0-0-0
21-11-0		0-0-0		0-0-0		NON-CONFERENCE		0-0-0		1-3-0		20-8-0
15-4-0		0-0-0		0-0-0		HOME		0-0-0		0-0-0		15-4-0
6-7-0		0-0-0		0-0-		AWAY		0-0-0		1-3-0		5-4-0
0-0-0		0-0-0		0-0-0		NEUTRAL		0-0-0		0-0-0		0-0-0
4-20-0		0-0-0		0-0-0		CONFERENCE		0-3-0		1-11-0		3-6-0
2-10-0		0-0-0		0-0-0		HOME		0-3-0		1-5-0		1-2-0
2-10-0		0-0-0		0-0-0		AWAY		0-0-0		0-6-0		2-4-0
0-0-0		0-0-0		0-0-0		NEUTRAL		0-0-0		0-0-0		0-0-0
RPI	S	Opponent	Score	RPI	S	Opponent	Score	RPI	S	Opponent	Score	
						59 H VCU	2 11			111 A New Mexico St.	9 8	
						59 H VCU	4 28			111 A New Mexico St.	1 6	
						59 H VCU	6 9			111 A New Mexico St.	5 16	
										111 A New Mexico St.	3 7	
										135 A Fordham	1 11	
										135 A Fordham	0 5	
										135 A Fordham	2 7	
										141 H Dayton	7 9	
										141 H Dayton	6 7	
										141 H Dayton	5 9	
										145 H Rhode Island	7 5	
										145 H Rhode Island	3 13	
										145 H Rhode Island	2 6	
										146 A Davidson	0 6	
										146 A Davidson	8 16	
										146 A Davidson	3 11	
										164 H Quinnipiac	0 12	
										164 H Quinnipiac	2 1	
										164 H Quinnipiac	18 8	
										169 H Massachusetts	2 5	
										169 H Massachusetts	6 5	
										169 H Massachusetts	6 9	
										188 H Penn	7 6	
										213 H Albany (NY)	13 6	
										213 H Albany (NY)	9 0	
										213 H Albany (NY)	5 6	
										225 A Saint Joseph's	5 6	
				LAST 10 GAMES								
						145 H Rhode Island	2 6			135 A Fordham	1 11	
						145 H Rhode Island	3 13			141 H Dayton	7 9	
						145 H Rhode Island	7 5			141 H Dayton	5 9	
						135 A Fordham	2 7			141 H Dayton	6 7	
						135 A Fordham	0 5			250 H LIU Brooklyn	4 3	

Non-Div. I Games:

La Salle

RPI	S	Opponent	Score	
225	A	Saint Joseph's	7	1
225	A	Saint Joseph's	7	20
233	A	Delaware	4	2
244	A	Charleston So.	5	4
244	A	Charleston So.	6	3
244	A	Charleston So.	3	7
250	H	LIU Brooklyn	4	3
258	H	UMBC	9	5
272	A	Delaware St.	7	4
272	H	Delaware St.	12	2
273	A	Lehigh	14	6
274	A	St. Bonaventure	5	14
274	A	St. Bonaventure	2	3
274	A	St. Bonaventure	10	5
281	A	Villanova	6	8
281	A	Villanova	0	1
281	H	Villanova	8	7
282	A	Bucknell	7	9
285	H	Rider	7	5
285	H	Rider	11	12
285	H	Rider	3	0
285	H	Rider	6	7
291	H	Fairleigh Dickinson	19	9
296	H	UMES	13	4
299	H	Saint Peter's	24	7
299	H	Saint Peter's	14	4

La Salle

L
a
S
a
l
l
e

L
a
S
a
l
l
e

Average RPI Win: 234		WON-LOST	WINNING	LAST 10	STRENGTH OF		OPP. STRENGTH	TEAM	ADJ	CONF.	ADJ CONF.					
Average RPI Loss: 190		RECORD	PCT. RANK	GAMES	SCHEDULE		OF SCHEDULE	RPI	RPI	RPI	RPI					
DIV. I ONLY		20-31-0	.39216	227	5-5-0		257	278	256	.43965	255	27	27			
DIV. I NON-CONF.		4-15-0	.21053	279	0		232	218	271	.42197	271	28	28			
TOTALS		RPI 1-25	RPI 26-50		W-L RECORDS		RPI 51-100		RPI 101-150		RPI 150+					
20-31-0		0-2-0	0-0-0		OVERALL		0-2-0		0-1-0		20-26-0					
10-7-0		0-0-0	0-0-0		HOME		0-1-0		0-0-0		10-6-0					
8-21-0		0-2-0	0-0-0		AWAY		0-1-0		0-1-0		8-17-0					
2-3-0		0-0-0	0-0-0		NEUTRAL		0-0-0		0-0-0		2-3-0					
4-15-0		0-2-0	0-0-0		NON-CONFERENCE		0-2-0		0-1-0		4-10-0					
0-2-0		0-0-0	0-0-0		HOME		0-1-0		0-0-0		0-1-0					
2-12-0		0-2-0	0-0-		AWAY		0-1-0		0-1-0		2-8-0					
2-1-0		0-0-0	0-0-0		NEUTRAL		0-0-0		0-0-0		2-1-0					
16-16-0		0-0-0	0-0-0		CONFERENCE		0-0-0		0-0-0		16-16-0					
10-5-0		0-0-0	0-0-0		HOME		0-0-0		0-0-0		10-5-0					
6-9-0		0-0-0	0-0-0		AWAY		0-0-0		0-0-0		6-9-0					
0-2-0		0-0-0	0-0-0		NEUTRAL		0-0-0		0-0-0		0-2-0					
RPI	S	Opponent	Score		RPI	S	Opponent	Score		RPI	S	Opponent	Score			
9	A	Arkansas	1	11						100	A	Bradley	0	10		
9	A	Arkansas	0	8						100	H	Bradley	1	4		
												106	A	Iowa	7	8
												166	A	Southern Ill.	1	16
												166	A	Southern Ill.	1	8
												166	A	Southern Ill.	1	6
												181	A	South Dakota St.	9	11
												181	A	South Dakota St.	7	6
												181	A	South Dakota St.	3	11
												181	H	South Dakota St.	6	7
												181	H	South Dakota St.	4	7
												181	H	South Dakota St.	10	6
												181	N	South Dakota St.	5	9
												195	A	Omaha	3	4
												195	A	Omaha	5	15
												195	A	Omaha	2	8
												195	H	Omaha	3	4
												195	H	Omaha	5	0
												195	H	Omaha	8	5
												195	N	Omaha	9	15
												197	A	Oral Roberts	1	11
												197	A	Oral Roberts	9	3
												197	A	Oral Roberts	6	4
												197	H	Oral Roberts	7	3
												197	H	Oral Roberts	8	5
												197	H	Oral Roberts	11	7
												205	N	Saint Louis	3	0
												205	N	Saint Louis	5	4
												205	N	Saint Louis	2	8
LAST 10 GAMES																
				181	N	South Dakota St.	5	9				195	H	Omaha	8	5
				195	N	Omaha	9	15				195	H	Omaha	5	0
				298	A	Purdue Fort Wayne	13	3				195	H	Omaha	3	4
				298	A	Purdue Fort Wayne	4	1				197	A	Oral Roberts	1	11
				298	A	Purdue Fort Wayne	6	8				197	A	Oral Roberts	9	3

Non-Div. I Games: St. Ambrose 13 3 Iowa Wesleyan 16 3

Western Ill.

RPI	S	Opponent	Score	
237	A	Tennessee Tech	2	3
237	A	Tennessee Tech	3	8
237	A	Tennessee Tech	4	7
238	A	SIUE	3	13
238	H	SIUE	2	15
259	A	Southeast Mo. St.	2	14
259	A	Southeast Mo. St.	9	2
259	A	Southeast Mo. St.	5	2
262	A	North Dakota St.	7	8
262	A	North Dakota St.	1	7
262	A	North Dakota St.	7	2
262	H	North Dakota St.	4	5
262	H	North Dakota St.	9	6
262	H	North Dakota St.	1	11
298	A	Purdue Fort Wayne	13	3
298	A	Purdue Fort Wayne	4	1
298	A	Purdue Fort Wayne	6	8
298	H	Purdue Fort Wayne	4	2
298	H	Purdue Fort Wayne	14	4
298	H	Purdue Fort Wayne	10	0

W
e
s
t
e
r
n
I
l
l
.
.

W
e
s
t
e
r
n
I
l
l
.
.

Average RPI Win:	177	WON-LOST	WINNING	LAST 10	STRENGTH OF	OPP. STRENGTH	TEAM	ADJ	CONF.	ADJ CONF.	
Average RPI Loss:	129	RECORD	PCT. RANK	GAMES	SCHEDULE	OF SCHEDULE	RPI	RPI	RPI	RPI	
DIV. I ONLY	14-36-0	.28	275	4-6-0	202	128	258	.43925	256	6	6
DIV. I NON-CONF.	8-20-0	.28571	249	1-1-0	267	244	269	.42343	269	6	6
<hr/>											
TOTALS	RPI 1-25	RPI 26-50		W-L RECORDS		RPI 51-100		RPI 101-150		RPI 150+	
14-36-0	1-5-0	0-3-0		OVERALL		2-7-0		1-4-0		10-17-0	
8-6-0	1-2-0	0-0-0		HOME		1-2-0		0-0-0		6-2-0	
4-28-0	0-3-0	0-3-0		AWAY		1-5-0		1-4-0		2-13-0	
2-2-0	0-0-0	0-0-0		NEUTRAL		0-0-0		0-0-0		2-2-0	
8-20-0	0-0-0	0-0-0		NON-CONFERENCE		0-3-0		1-4-0		7-13-0	
3-2-0	0-0-0	0-0-0		HOME		0-0-0		0-0-0		3-2-0	
3-17-0	0-0-0	0-0-		AWAY		0-3-0		1-4-0		2-10-0	
2-1-0	0-0-0	0-0-0		NEUTRAL		0-0-0		0-0-0		2-1-0	
6-16-0	1-5-0	0-3-0		CONFERENCE		2-4-0		0-0-0		3-4-0	
5-4-0	1-2-0	0-0-0		HOME		1-2-0		0-0-0		3-0-0	
1-11-0	0-3-0	0-3-0		AWAY		1-2-0		0-0-0		0-3-0	
0-1-0	0-0-0	0-0-0		NEUTRAL		0-0-0		0-0-0		0-1-0	
<hr/>											
RPI	S	Opponent	Score	RPI	S	Opponent	Score	RPI	S	Opponent	Score
23	H	Illinois St.	1 13	26	A	DBU	5 10	82	A	South Carolina	2 9
23	H	Illinois St.	6 12	26	A	DBU	1 6	82	A	South Carolina	2 3
23	H	Illinois St.	4 2	26	A	DBU	0 8	82	A	South Carolina	6 12
24	A	Indiana St.	2 13					95	H	Evansville	1 8
24	A	Indiana St.	0 8					95	H	Evansville	6 2
24	A	Indiana St.	5 11					95	H	Evansville	2 4
								100	A	Bradley	1 2
								100	A	Bradley	5 2
								100	A	Bradley	2 13

Non-Div. I Games:

Valparaiso

RPI	S	Opponent	Score	
238	A	SIUE	6	16
242	H	Butler	2	9
242	H	Butler	5	2
242	H	Butler	4	6
288	H	Chicago St.	4	3

Valparaiso

V
a
l
p
a
r
a
i
s
o

V
a
l
p
a
r
a
i
s
o

Average RPI Win:		210	WON-LOST RECORD		WINNING PCT. RANK	LAST 10 GAMES		STRENGTH OF SCHEDULE		OPP. STRENGTH OF SCHEDULE	TEAM RPI	ADJ RPI	CONF. RPI	ADJ CONF. RPI
Average RPI Loss:		141	16-36-0		.30769 266	2-8-0		193		184	259	.4383 257	20	19
DIV. I ONLY			7-17-0		.29167 243	1-1-0		166		208	231	.45318 231	19	19
DIV. I NON-CONF.														
TOTALS		RPI 1-25	RPI 26-50		W-L RECORDS		RPI 51-100		RPI 101-150		RPI 150+			
16-36-0		0-2-0	0-0-0		OVERALL		2-7-0		2-15-0		12-12-0			
9-13-0		0-0-0	0-0-0		HOME		0-0-0		1-7-0		8-6-0			
6-20-0		0-2-0	0-0-0		AWAY		2-7-0		1-7-0		3-4-0			
1-3-0		0-0-0	0-0-0		NEUTRAL		0-0-0		0-1-0		1-2-0			
7-17-0		0-2-0	0-0-0		NON-CONFERENCE		1-5-0		0-4-0		6-6-0			
2-5-0		0-0-0	0-0-0		HOME		0-0-0		0-2-0		2-3-0			
4-10-0		0-2-0	0-0-0		AWAY		1-5-0		0-2-0		3-1-0			
1-2-0		0-0-0	0-0-0		NEUTRAL		0-0-0		0-0-0		1-2-0			
9-19-0		0-0-0	0-0-0		CONFERENCE		1-2-0		2-11-0		6-6-0			
7-8-0		0-0-0	0-0-0		HOME		0-0-0		1-5-0		6-3-0			
2-10-0		0-0-0	0-0-0		AWAY		1-2-0		1-5-0		0-3-0			
0-1-0		0-0-0	0-0-0		NEUTRAL		0-0-0		0-1-0		0-0-0			
RPI S	Opponent	Score	RPI S	Opponent	Score	RPI S	Opponent	Score	RPI S	Opponent	Score	RPI S	Opponent	Score
13 A	Tennessee	2 7				51 A	Campbell	1 21	112 H	Winthrop	3 4			
13 A	Tennessee	4 8				51 A	Campbell	3 0	112 H	Winthrop	12 2			
						51 A	Campbell	3 6	112 H	Winthrop	1 9			
						71 A	Ga. Southern	1 5	130 H	Radford	4 7			
						71 A	Ga. Southern	14 9	130 H	Radford	2 8			
						71 A	Ga. Southern	0 14	130 H	Radford	3 18			
						92 A	Col. of Charleston	5 6	137 A	Wofford	2 14			
						92 A	Col. of Charleston	0 9	137 H	Wofford	1 12			
						92 A	Col. of Charleston	3 12	138 A	High Point	2 10			
									138 A	High Point	4 9			
									138 A	High Point	3 11			
									138 N	High Point	0 2			
									149 A	ETSU	6 7			
									149 H	ETSU	8 10			
									150 A	Gardner-Webb	6 14			
									150 A	Gardner-Webb	4 11			
									150 A	Gardner-Webb	3 2			
									152 A	Presbyterian	2 6			
									152 A	Presbyterian	2 7			
									152 A	Presbyterian	2 4			
									173 A	Furman	4 3			
									173 H	Furman	2 3			
									189 A	Appalachian St.	13 7			
									189 H	Appalachian St.	2 8			
									207 A	Western Caro.	11 8			
									207 H	Western Caro.	4 16			
									215 A	Charlotte	2 5			
LAST 10 GAMES														
			138 N	High Point	0 2	130 H	Radford	4 7						
			150 A	Gardner-Webb	6 14	130 H	Radford	2 8						
			150 A	Gardner-Webb	4 11	130 H	Radford	3 18						
			150 A	Gardner-Webb	3 2	149 H	ETSU	8 10						
			189 A	Appalachian St.	13 7	138 A	High Point	3 11						

Non-Div. I Games:

UNC Asheville

RPI	S	Opponent	Score	
234	H	USC Upstate	9	5
234	H	USC Upstate	7	6
234	H	USC Upstate	2	10
244	H	Charleston So.	2	3
244	H	Charleston So.	2	8
244	H	Charleston So.	11	4
258	N	UMBC	0	12
258	N	UMBC	17	14
258	N	UMBC	2	3
284	H	Iona	7	3
284	H	Iona	9	2
289	H	Longwood	11	8
289	H	Longwood	14	3
289	H	Longwood	11	8

UNC Asheville

U
N
C
A
s
h
e
v
i
l
l
e

U
N
C
A
s
h
e
v
i
l
l
e

Average RPI Win: 241		WON-LOST RECORD	WINNING PCT. RANK		LAST 10 GAMES	STRENGTH OF SCHEDULE	OPP. STRENGTH OF SCHEDULE	TEAM RPI	ADJ RPI		CONF. RPI	ADJ CONF. RPI											
Average RPI Loss: 185																							
DIV. I ONLY		22-31-0	.41509	213	2-8-0	273	266	260	.438	258	22	22											
DIV. I NON-CONF.		16-14-0	.53333	129	2-3-0	263	289	203	.47009	202	20	20											
<hr/>																							
TOTALS		RPI 1-25		RPI 26-50		W-L RECORDS		RPI 51-100		RPI 101-150		RPI 150+											
22-31-0		0-3-0		0-0-0		OVERALL		0-0-0		2-6-0		20-22-0											
9-12-0		0-0-0		0-0-0		HOME		0-0-0		2-2-0		7-10-0											
9-17-0		0-3-0		0-0-0		AWAY		0-0-0		0-4-0		9-10-0											
4-2-0		0-0-0		0-0-0		NEUTRAL		0-0-0		0-0-0		4-2-0											
16-14-0		0-3-0		0-0-0		NON-CONFERENCE		0-0-0		1-1-0		15-10-0											
5-5-0		0-0-0		0-0-0		HOME		0-0-0		1-0-0		4-5-0											
7-7-0		0-3-0		0-0-		AWAY		0-0-0		0-1-0		7-3-0											
4-2-0		0-0-0		0-0-0		NEUTRAL		0-0-0		0-0-0		4-2-0											
6-17-0		0-0-0		0-0-0		CONFERENCE		0-0-0		1-5-0		5-12-0											
4-7-0		0-0-0		0-0-0		HOME		0-0-0		1-2-0		3-5-0											
2-10-0		0-0-0		0-0-0		AWAY		0-0-0		0-3-0		2-7-0											
0-0-0		0-0-0		0-0-0		NEUTRAL		0-0-0		0-0-0		0-0-0											
RPI	S	Opponent		Score		RPI	S	Opponent		Score		RPI	S	Opponent		Score							
16	A	Miami (FL)		2	8							139	A	Stony Brook		5	8						
16	A	Miami (FL)		1	20							139	A	Stony Brook		3	9						
16	A	Miami (FL)		2	3							139	A	Stony Brook		3	4						
												139	H	Stony Brook		3	11						
												139	H	Stony Brook		8	6						
												139	H	Stony Brook		2	3						
												144	A	Navy		4	13						
												144	H	Navy		9	3						
												175	H	Binghamton		4	13						
												175	H	Binghamton		5	7						
												185	H	Fairfield		4	10						
												185	H	Fairfield		5	4						
												208	A	Maine		2	9						
												208	A	Maine		1	2						
												208	A	Maine		4	1						
												209	A	UMass Lowell		2	9						
												209	A	UMass Lowell		2	4						
												209	A	UMass Lowell		2	5						
												209	H	UMass Lowell		8	5						
												209	H	UMass Lowell		3	8						
						209	H	UMass Lowell		2	8												
						211	H	Hartford		4	7												
						211	H	Hartford		8	2												
						211	H	Hartford		10	8												
						213	A	Albany (NY)		3	4												
						213	A	Albany (NY)		2	7												
						213	A	Albany (NY)		7	1												
<hr/>																							
LAST 10 GAMES						LAST 10 GAMES						LAST 10 GAMES											
185 H Fairfield						5	4	209 A UMass Lowell						2	4	211 H Hartford						8	2
185 H Fairfield						4	10	268 H Coppin St.						8	4	211 H Hartford						10	8
245 A Georgetown						3	4	233 H Delaware						6	15	213 A Albany (NY)						3	4
209 A UMass Lowell						2	9	175 H Binghamton						5	7	213 A Albany (NY)						2	7
209 A UMass Lowell						2	5	175 H Binghamton						4	13	213 A Albany (NY)						7	1

Non-Div. I Games:

UMBC

RPI	S	Opponent	Score	
218	A	George Washington	14	12
218	H	George Washington	6	11
233	A	Delaware	7	4
233	H	Delaware	6	15
245	A	Georgetown	3	4
245	H	Georgetown	1	6
253	A	Towson	7	8
253	H	Towson	2	7
254	A	La Salle	5	9
257	N	UNC Asheville	3	2
257	N	UNC Asheville	14	17
257	N	UNC Asheville	12	0
260	H	George Mason	9	3
268	A	Coppin St.	16	2
268	H	Coppin St.	8	4
272	N	Delaware St.	3	2
272	N	Delaware St.	5	6
272	N	Delaware St.	10	5
294	A	Mt. St. Mary's	6	5
294	A	Mt. St. Mary's	9	4
294	A	Mt. St. Mary's	6	5
294	A	Mt. St. Mary's	10	4
296	H	UMES	6	1

UMBC

U
M
B
C

U
M
B
C

Average RPI Win: 209		WON-LOST	WINNING	LAST 10	STRENGTH OF		OPP. STRENGTH	TEAM	ADJ	CONF.	ADJ CONF.
Average RPI Loss: 163		RECORD	PCT. RANK	GAMES	SCHEDULE		OF SCHEDULE	RPI	RPI	RPI	RPI
DIV. I ONLY		21-32-0	.39623	224	249		203	261	.4377	259	18
DIV. I NON-CONF.		11-12-0	.47826	158	288		225	261	.43032	261	21
TOTALS		RPI 1-25	RPI 26-50		W-L RECORDS		RPI 51-100		RPI 101-150		RPI 150+
21-32-0		0-2-0	0-1-0		OVERALL		1-5-0		2-2-0		18-22-0
15-15-0		0-1-0	0-0-0		HOME		1-2-0		2-2-0		12-10-0
6-17-0		0-1-0	0-1-0		AWAY		0-3-0		0-0-0		6-12-0
0-0-0		0-0-0	0-0-0		NEUTRAL		0-0-0		0-0-0		0-0-0
11-12-0		0-2-0	0-1-0		NON-CONFERENCE		0-0-0		1-0-0		10-9-0
10-5-0		0-1-0	0-0-0		HOME		0-0-0		1-0-0		9-4-0
1-7-0		0-1-0	0-0-0		AWAY		0-0-0		0-0-0		1-5-0
0-0-0		0-0-0	0-0-0		NEUTRAL		0-0-0		0-0-0		0-0-0
10-20-0		0-0-0	0-0-0		CONFERENCE		1-5-0		1-2-0		8-13-0
5-10-0		0-0-0	0-0-0		HOME		1-2-0		1-2-0		3-6-0
5-10-0		0-0-0	0-0-0		AWAY		0-3-0		0-0-0		5-7-0
0-0-0		0-0-0	0-0-0		NEUTRAL		0-0-0		0-0-0		0-0-0
RPI S	Opponent	Score	RPI S	Opponent	Score	RPI S	Opponent	Score	RPI S	Opponent	Score
1 A	Vanderbilt	3 11	31 A	Missouri	6 21	81 H	Jacksonville St.	3 4	123 H	Austin Peay	2 4
23 H	Illinois St.	6 18				81 H	Jacksonville St.	9 8	123 H	Austin Peay	2 10
						81 H	Jacksonville St.	7 8	123 H	Austin Peay	7 4
						86 A	Morehead St.	9 13	131 H	Memphis	7 6
						86 A	Morehead St.	3 8	156 H	Missouri St.	2 8
						86 A	Morehead St.	7 8	166 A	Southern Ill.	1 4
									166 H	Southern Ill.	11 9
									167 A	Arkansas St.	4 8
									167 H	Arkansas St.	2 11
									179 A	Eastern Ill.	0 1
									179 A	Eastern Ill.	6 9
									179 A	Eastern Ill.	10 9
									196 H	Eastern Ky.	5 7
									196 H	Eastern Ky.	3 6
									196 H	Eastern Ky.	3 2
									198 A	Murray St.	5 9
									198 A	Murray St.	4 2
									198 A	Murray St.	5 6
									202 H	UT Martin	4 1
									202 H	UT Martin	0 3
									202 H	UT Martin	0 1
									203 A	Belmont	10 6
									203 A	Belmont	7 8
									203 A	Belmont	3 1
									205 A	Saint Louis	6 15
									205 H	Saint Louis	8 4
									216 A	Purdue	3 2
LAST 10 GAMES											
			86 A	Morehead St.	7 8	196 H	Eastern Ky.	3 2			
			86 A	Morehead St.	3 8	203 A	Belmont	3 1			
			86 A	Morehead St.	9 13	203 A	Belmont	10 6			
			196 H	Eastern Ky.	3 6	203 A	Belmont	7 8			
			196 H	Eastern Ky.	5 7	31 A	Missouri	6 21			

Non-Div. I Games: McKendree 4 1 Harris-Stowe 13 0

Southeast Mo. St.

RPI	S	Opponent	Score	
216	A	Purdue	2	6
216	A	Purdue	3	8
223	H	Western Mich.	8	4
223	H	Western Mich.	5	1
223	H	Western Mich.	9	8
237	H	Tennessee Tech	8	13
237	H	Tennessee Tech	3	9
237	H	Tennessee Tech	9	4
238	A	SIUE	2	3
238	A	SIUE	3	9
238	A	SIUE	8	6
255	H	Western Ill.	2	9
255	H	Western Ill.	2	5
255	H	Western Ill.	14	2
298	H	Purdue Fort Wayne	10	1
298	H	Purdue Fort Wayne	12	4
298	H	Purdue Fort Wayne	14	1

Southeast Mo. St.

S
o
u
t
h
e
a
s
t
M
o
.
S
t
.

S
o
u
t
h
e
a
s
t
M
o
.
S
t
.

Average RPI Win: 208		WON-LOST	WINNING	LAST 10	STRENGTH OF		OPP. STRENGTH	TEAM	ADJ		CONF.	ADJ CONF.			
Average RPI Loss: 165		RECORD	PCT. RANK	GAMES	SCHEDULE		OF SCHEDULE	RPI	RPI		RPI	RPI			
DIV. I ONLY		19-35-0	.35185	252	1-9-0		190	247	262	.43716	260	19	20		
DIV. I NON-CONF.		14-16-0	.46667	163	0-1-0		249	274	242	.4475	242	22	22		
TOTALS		RPI 1-25	RPI 26-50		W-L RECORDS		RPI 51-100		RPI 101-150		RPI 150+				
19-35-0		0-1-0	0-0-0		OVERALL		1-6-0		5-8-0		13-20-0				
13-16-0		0-0-0	0-0-0		HOME		1-4-0		2-5-0		10-7-0				
3-19-0		0-1-0	0-0-0		AWAY		0-2-0		2-3-0		1-13-0				
3-0-0		0-0-0	0-0-0		NEUTRAL		0-0-0		1-0-0		2-0-0				
14-16-0		0-1-0	0-0-0		NON-CONFERENCE		1-3-0		1-3-0		12-9-0				
10-7-0		0-0-0	0-0-0		HOME		1-1-0		0-1-0		9-5-0				
1-9-0		0-1-0	0-0-		AWAY		0-2-0		0-2-0		1-4-0				
3-0-0		0-0-0	0-0-0		NEUTRAL		0-0-0		1-0-0		2-0-0				
5-19-0		0-0-0	0-0-0		CONFERENCE		0-3-0		4-5-0		1-11-0				
3-9-0		0-0-0	0-0-0		HOME		0-3-0		2-4-0		1-2-0				
2-10-0		0-0-0	0-0-0		AWAY		0-0-0		2-1-0		0-9-0				
0-0-0		0-0-0	0-0-0		NEUTRAL		0-0-0		0-0-0		0-0-0				
RPI S	Opponent	Score		RPI S	Opponent	Score		RPI S	Opponent	Score		RPI S	Opponent	Score	
22 A	NC State	3	18					59 H	VCU	2	3	106 N	Iowa	7	2
								59 H	VCU	4	9	112 A	Winthrop	1	3
								59 H	VCU	2	15	112 A	Winthrop	0	7
								73 H	Maryland	9	5	135 H	Fordham	1	2
								85 H	William & Mary	1	5	135 H	Fordham	3	6
								88 A	UNC Greensboro	2	4	135 H	Fordham	3	2
								88 A	UNC Greensboro	0	8	141 H	Dayton	3	13
												141 H	Dayton	2	0
												141 H	Dayton	4	6
												144 H	Navy	12	18
												145 A	Rhode Island	6	7
												145 A	Rhode Island	3	1
												145 A	Rhode Island	3	1
												162 A	Richmond	4	19
												162 A	Richmond	2	15
												162 A	Richmond	7	10
												163 A	James Madison	7	10
												163 H	James Madison	3	4
												178 N	Marshall	9	4
												205 A	Saint Louis	3	17
												205 A	Saint Louis	0	3
												205 A	Saint Louis	2	16
												218 H	George Washington	7	16
												218 H	George Washington	13	2
												218 H	George Washington	5	8
												225 A	Saint Joseph's	5	11
												225 A	Saint Joseph's	9	18
LAST 10 GAMES															
				59 H	VCU	2	15	205 A	Saint Louis	0	3				
				59 H	VCU	2	3	163 H	James Madison	3	4				
				59 H	VCU	4	9	135 H	Fordham	1	2				
				205 A	Saint Louis	2	16	135 H	Fordham	3	2				
				205 A	Saint Louis	3	17	135 H	Fordham	3	6				

Non-Div. I Games:

George Mason

RPI	S	Opponent	Score	
225	A	Saint Joseph's	3	14
228	H	Manhattan	2	3
228	H	Manhattan	6	3
228	H	Manhattan	4	3
235	H	Princeton	3	5
235	H	Princeton	6	0
235	H	Princeton	7	6
240	H	Monmouth	3	9
240	H	Monmouth	10	7
240	H	Monmouth	3	7
245	A	Georgetown	1	4
245	H	Georgetown	7	4
253	A	Towson	3	8
253	H	Towson	6	2
258	A	UMBC	3	9
281	N	Villanova	12	5
289	A	Longwood	4	3
289	H	Longwood	4	3
294	H	Mt. St. Mary's	14	13

George Mason

Average RPI Win:	200	WON-LOST RECORD	WINNING PCT. RANK	LAST 10 GAMES		STRENGTH OF SCHEDULE	OPP. STRENGTH OF SCHEDULE	TEAM RPI	ADJ RPI	CONF. RPI	ADJ CONF. RPI	
DIV. I ONLY		15-24-0	.38462	231	4-6-0	263	188	254	.43695	261	21	21
DIV. I NON-CONF.		7-11-0	.38889	206	1-1-0	252	179	212	.4607	219	16	16
<hr/>												
TOTALS	RPI 1-25		RPI 26-50		W-L RECORDS		RPI 51-100		RPI 101-150		RPI 150+	
15-24-0	0-0-0		0-0-0		OVERALL		1-3-0		2-8-0		12-13-0	
3-10-0	0-0-0		0-0-0		HOME		0-0-0		1-2-0		2-8-0	
6-10-0	0-0-0		0-0-0		AWAY		0-0-0		1-6-0		5-4-0	
6-4-0	0-0-0		0-0-0		NEUTRAL		1-3-0		0-0-0		5-1-0	
7-11-0	0-0-0		0-0-0		NON-CONFERENCE		1-3-0		1-6-0		5-2-0	
0-1-0	0-0-0		0-0-0		HOME		0-0-0		0-0-0		0-1-0	
3-7-0	0-0-0		0-0-		AWAY		0-0-0		1-6-0		2-1-0	
4-3-0	0-0-0		0-0-0		NEUTRAL		1-3-0		0-0-0		3-0-0	
8-13-0	0-0-0		0-0-0		CONFERENCE		0-0-0		1-2-0		7-11-0	
3-9-0	0-0-0		0-0-0		HOME		0-0-0		1-2-0		2-7-0	
3-3-0	0-0-0		0-0-0		AWAY		0-0-0		0-0-0		3-3-0	
2-1-0	0-0-0		0-0-0		NEUTRAL		0-0-0		0-0-0		2-1-0	
RPI	S	Opponent	Score	RPI	S	Opponent	Score	RPI	S	Opponent	Score	
						98 N Tulane	1 5			103 H Harvard	1 2	
						100 N Bradley	2 10			103 H Harvard	3 11	
						100 N Bradley	3 6			103 H Harvard	15 7	
						100 N Bradley	6 2			117 A South Fla.	1 16	
										117 A South Fla.	3 7	
										117 A South Fla.	1 4	
										134 A UTSA	5 9	
										134 A UTSA	3 12	
										134 A UTSA	4 3	
										134 A UTSA	0 10	
										153 H Yale	4 7	
										153 H Yale	0 4	
										153 H Yale	7 5	
										157 A Columbia	1 11	
										157 A Columbia	9 23	
										157 A Columbia	23 1	
										164 A Quinnipiac	9 2	
										184 A Holy Cross	10 16	
										188 H Penn	15 21	
										188 H Penn	1 13	
										188 H Penn	3 15	
						LAST 10 GAMES				208 H Maine	7 8	
						212 H Cornell	6 1			212 H Cornell	1 2	
						212 H Cornell	1 2			212 H Cornell	6 1	
						212 H Cornell	6 8			212 H Cornell	6 8	
						208 H Maine	7 8			225 N Saint Joseph's	4 2	
						153 H Yale	0 4			227 A Brown	7 5	

Non-Div. I Games: Wayne St. (MI)

2	3	Middlebury	7	15
---	---	------------	---	----

Dartmouth

Dartmouth

Average RPI Win:	238	WON-LOST RECORD	WINNING PCT. RANK	LAST 10 GAMES	STRENGTH OF SCHEDULE	OPP. STRENGTH OF SCHEDULE	TEAM RPI	ADJ RPI	CONF. RPI	ADJ CONF. RPI		
DIV. I ONLY		17-24-0	.41463	216	6-4-0	271	283	263	.4369	262	27	27
DIV. I NON-CONF.		2-9-0	.18182	284	0	229	254	273	.4203	273	28	28
<hr/>												
TOTALS	RPI 1-25	RPI 26-50		W-L RECORDS		RPI 51-100		RPI 101-150		RPI 150+		
17-24-0	0-0-0	0-0-0		OVERALL		0-1-0		1-4-0		16-19-0		
8-7-0	0-0-0	0-0-0		HOME		0-0-0		0-0-0		8-7-0		
8-13-0	0-0-0	0-0-0		AWAY		0-1-0		1-4-0		7-8-0		
1-4-0	0-0-0	0-0-0		NEUTRAL		0-0-0		0-0-0		1-4-0		
<hr/>												
2-9-0	0-0-0	0-0-0		NON-CONFERENCE		0-1-0		1-4-0		1-4-0		
0-0-0	0-0-0	0-0-0		HOME		0-0-0		0-0-0		0-0-0		
2-7-0	0-0-0	0-0-		AWAY		0-1-0		1-4-0		1-2-0		
0-2-0	0-0-0	0-0-0		NEUTRAL		0-0-0		0-0-0		0-2-0		
<hr/>												
15-15-0	0-0-0	0-0-0		CONFERENCE		0-0-0		0-0-0		15-15-0		
8-7-0	0-0-0	0-0-0		HOME		0-0-0		0-0-0		8-7-0		
6-6-0	0-0-0	0-0-0		AWAY		0-0-0		0-0-0		6-6-0		
1-2-0	0-0-0	0-0-0		NEUTRAL		0-0-0		0-0-0		1-2-0		
<hr/>												
RPI S	Opponent	Score	RPI S	Opponent	Score	RPI S	Opponent	Score	RPI S	Opponent	Score	
						64 A	Minnesota	3 4	105 A	Sacramento St.	9 1	
						105 A	Sacramento St.	1 2				
						105 A	Sacramento St.	3 8				
						114 A	UTRGV	3 8				
						114 A	UTRGV	4 6				
						172 N	Portland	1 2				
						172 N	Portland	5 8				
						181 H	South Dakota St.	1 8				
						181 H	South Dakota St.	1 2				
						181 H	South Dakota St.	3 2				
						181 N	South Dakota St.	2 5				
						181 N	South Dakota St.	6 2				
						181 N	South Dakota St.	9 10				
						195 A	Omaha	1 4				
						195 A	Omaha	6 7				
						195 A	Omaha	0 3				
						195 H	Omaha	2 1				
						195 H	Omaha	3 2				
						195 H	Omaha	2 3				
						197 A	Oral Roberts	3 9				
						197 A	Oral Roberts	3 2				
						197 A	Oral Roberts	3 6				
						181 H	South Dakota St.	1 2				
						181 H	South Dakota St.	1 8				
						181 H	South Dakota St.	3 2				
298 H	Purdue Fort Wayne	11 9										
298 H	Purdue Fort Wayne	20 7										
298 H	Purdue Fort Wayne	5 6										
195 H	Omaha	2 1										
195 H	Omaha	3 2										
195 H	Omaha	2 3										
255 A	Western Ill.	5 4										
255 A	Western Ill.	11 1										

Non-Div. I Games:	Dakota St.	11	0	Concordia-M'head	10	2
--------------------------	-------------------	-----------	----------	-------------------------	-----------	----------

North Dakota St.

RPI	S	Opponent	Score	
255	A	Western Ill.	6	9
255	H	Western Ill.	2	7
255	H	Western Ill.	8	7
255	H	Western Ill.	7	1
286	A	Northern Colo.	11	5
286	A	Northern Colo.	1	3
286	A	Northern Colo.	6	7
298	A	Purdue Fort Wayne	7	0
298	A	Purdue Fort Wayne	17	8
298	A	Purdue Fort Wayne	5	4
298	H	Purdue Fort Wayne	5	6
298	H	Purdue Fort Wayne	20	7
298	H	Purdue Fort Wayne	11	9

North Dakota St.

N
o
r
t
h
D
a
k
o
t
a
S
t
.

N
o
r
t
h
D
a
k
o
t
a
S
t
.

Average RPI Win:	276	WON-LOST	WINNING	LAST 10	STRENGTH OF	OPP. STRENGTH	TEAM	ADJ	CONF.	ADJ CONF.	
Average RPI Loss:	204	RECORD	PCT. RANK	GAMES	SCHEDULE	OF SCHEDULE	RPI	RPI	RPI	RPI	
DIV. I ONLY	24-26-0	.48	170	5-5-0	283	292	264	.43675	263	30	30
DIV. I NON-CONF.	1-14-0	.06667	295	0-1-0	197	238	293	.38225	292	31	31
TOTALS	RPI 1-25	RPI 26-50	W-L RECORDS	RPI 51-100	RPI 101-150	RPI 150+					
24-26-0	0-0-0	0-1-0	OVERALL	0-4-0	0-0-0	24-21-0					
14-9-0	0-0-0	0-0-0	HOME	0-2-0	0-0-0	14-7-0					
8-15-0	0-0-0	0-1-0	AWAY	0-2-0	0-0-0	8-12-0					
2-2-0	0-0-0	0-0-0	NEUTRAL	0-0-0	0-0-0	2-2-0					
1-14-0	0-0-0	0-1-0	NON-CONFERENCE	0-4-0	0-0-0	1-9-0					
0-7-0	0-0-0	0-0-0	HOME	0-2-0	0-0-0	0-5-0					
1-7-0	0-0-0	0-0-	AWAY	0-2-0	0-0-0	1-4-0					
0-0-0	0-0-0	0-0-0	NEUTRAL	0-0-0	0-0-0	0-0-0					
23-12-0	0-0-0	0-0-0	CONFERENCE	0-0-0	0-0-0	23-12-0					
14-2-0	0-0-0	0-0-0	HOME	0-0-0	0-0-0	14-2-0					
7-8-0	0-0-0	0-0-0	AWAY	0-0-0	0-0-0	7-8-0					
2-2-0	0-0-0	0-0-0	NEUTRAL	0-0-0	0-0-0	2-2-0					
RPI S	Opponent	Score	RPI S	Opponent	Score	RPI S	Opponent	Score	RPI S	Opponent	Score
			49 A	Virginia	4 14	59 H	VCU	4 12	162 A	Richmond	1 11
						80 A	Old Dominion	0 11	163 A	James Madison	2 12
						85 A	William & Mary	6 16	163 A	James Madison	5 6
						85 H	William & Mary	2 17	163 A	James Madison	5 16
									164 H	Quinnipiac	1 7
									164 H	Quinnipiac	4 14
									194 N	N.C. A&T	4 2
									224 H	NJIT	3 4
									224 H	NJIT	5 11
									236 N	Florida A&M	4 5
									236 N	Florida A&M	1 8
									236 N	Florida A&M	7 2
									268 A	Coppin St.	8 7
									268 A	Coppin St.	3 5
									268 A	Coppin St.	6 12
									268 H	Coppin St.	4 3
									268 H	Coppin St.	6 0
									268 H	Coppin St.	0 5
									269 A	N.C. Central	4 5
									269 A	N.C. Central	3 6
									269 A	N.C. Central	5 18
									269 H	N.C. Central	5 0
									272 A	Delaware St.	6 16
									272 A	Delaware St.	9 3
									272 A	Delaware St.	7 3
									272 H	Delaware St.	9 0
									272 H	Delaware St.	8 5
LAST 10 GAMES											
									236 N	Florida A&M	1 8
									59 H	VCU	4 12
									296 A	UMES	3 2
									296 A	UMES	7 1
									296 A	UMES	6 5

Non-Div. I Games:

Norfolk St.

RPI	S	Opponent	Score	
272	H	Delaware St.	7	2
272	H	Delaware St.	3	2
272	H	Delaware St.	4	2
272	H	Delaware St.	0	14
283	H	Savannah St.	10	7
283	H	Savannah St.	6	4
283	H	Savannah St.	5	2
289	A	Longwood	10	4
289	H	Longwood	3	5
296	A	UMES	2	3
296	A	UMES	14	18
296	A	UMES	3	2
296	A	UMES	6	5
296	A	UMES	9	6
296	A	UMES	7	1
296	H	UMES	20	4
296	H	UMES	24	5
296	H	UMES	12	8

Norfolk St.

N
o
r
f
o
l
k
S
t
.

N
o
r
f
o
l
k
S
t
.

Average RPI Win: 276		WON-LOST	WINNING	LAST 10	STRENGTH OF		OPP. STRENGTH	TEAM	ADJ	CONF.	ADJ CONF.
Average RPI Loss: 178		RECORD	PCT. RANK	GAMES	SCHEDULE		OF SCHEDULE	RPI	RPI	RPI	RPI
DIV. I ONLY		28-26-0	.51852	137	294		294	265	.43579	264	31
DIV. I NON-CONF.		5-18-0	.21739	274	245		235	285	.39539	285	30
TOTALS		RPI 1-25	RPI 26-50		W-L RECORDS		RPI 51-100		RPI 101-150		RPI 150+
28-26-0	0-1-0	0-0-0		OVERALL		1-4-0		0-6-0		27-15-0	
14-11-0	0-0-0	0-0-0		HOME		0-1-0		0-3-0		14-7-0	
9-12-0	0-1-0	0-0-0		AWAY		1-3-0		0-3-0		8-5-0	
5-3-0	0-0-0	0-0-0		NEUTRAL		0-0-0		0-0-0		5-3-0	
5-18-0	0-1-0	0-0-0		NON-CONFERENCE		1-4-0		0-6-0		4-7-0	
4-8-0	0-0-0	0-0-0		HOME		0-1-0		0-3-0		4-4-0	
1-10-0	0-1-0	0-0-		AWAY		1-3-0		0-3-0		0-3-0	
0-0-0	0-0-0	0-0-0		NEUTRAL		0-0-0		0-0-0		0-0-0	
23-8-0	0-0-0	0-0-0		CONFERENCE		0-0-0		0-0-0		23-8-0	
10-3-0	0-0-0	0-0-0		HOME		0-0-0		0-0-0		10-3-0	
8-2-0	0-0-0	0-0-0		AWAY		0-0-0		0-0-0		8-2-0	
5-3-0	0-0-0	0-0-0		NEUTRAL		0-0-0		0-0-0		5-3-0	
RPI S	Opponent	Score		RPI S	Opponent	Score		RPI S	Opponent	Score	
4 A	Georgia	3	11					72 A	Samford	3	8
								72 H	Samford	5	10
								81 A	Jacksonville St.	9	5
								86 A	Morehead St.	4	7
								86 A	Morehead St.	2	9
								102 A	Troy	7	8
								102 H	Troy	5	20
								104 A	South Alabama	2	14
								104 H	South Alabama	0	13
								133 A	UAB	9	12
								133 H	UAB	6	10
								179 H	Eastern Ill.	6	15
								179 H	Eastern Ill.	4	9
								204 N	Southern U.	0	15
								230 N	Grambling	5	3
								230 N	Grambling	9	15
								230 N	Grambling	5	2
								230 N	Grambling	1	3
								234 A	USC Upstate	2	9
								234 A	USC Upstate	4	8
								236 H	Florida A&M	9	4
								236 H	Florida A&M	5	8
								241 A	North Ala.	2	14
								241 H	North Ala.	1	8
								267 A	Jackson St.	9	1
								267 A	Jackson St.	4	11
								267 A	Jackson St.	7	6
								267 H	Jackson St.	3	2
								267 H	Jackson St.	7	6
								267 H	Jackson St.	6	9
								290 A	Alabama A&M	12	8
								290 A	Alabama A&M	6	13
LAST 10 GAMES											
				204 N	Southern U.	0	15	234 A	USC Upstate	4	8
				230 N	Grambling	5	2	234 A	USC Upstate	2	9
				230 N	Grambling	9	15	133 A	UAB	9	12
				230 N	Grambling	5	3	102 H	Troy	5	20
				293 N	Prairie View	11	4	267 H	Jackson St.	7	6

Non-Div. I Games:

Alabama St.

RPI	S	Opponent	Score	
290	A	Alabama A&M	4	2
290	H	Alabama A&M	4	5
290	H	Alabama A&M	6	5
290	H	Alabama A&M	11	1
292	N	Ark.-Pine Bluff	23	12
293	N	Prairie View	10	9
293	N	Prairie View	11	4
295	A	Alcorn	10	6
295	A	Alcorn	10	5
295	H	Alcorn	13	1
295	H	Alcorn	14	6
295	H	Alcorn	23	15
295	H	Alcorn	21	2
297	A	Mississippi Val.	12	2
297	A	Mississippi Val.	5	4
297	H	Mississippi Val.	12	6
297	H	Mississippi Val.	11	12
297	H	Mississippi Val.	13	3
298	H	Purdue Fort Wayne	7	1
298	H	Purdue Fort Wayne	14	7
298	H	Purdue Fort Wayne	10	9

Alabama St.

A
l
a
b
a
m
a
S
t
.

A
l
a
b
a
m
a
S
t
.

Average RPI Win: 196		WON-LOST RECORD		WINNING PCT. RANK		LAST 10 GAMES		STRENGTH OF SCHEDULE		OPP. STRENGTH OF SCHEDULE		TEAM RPI		ADJ RPI		CONF. RPI		ADJ CONF. RPI	
DIV. I ONLY		17-38-0		.30909 265		1-9-0		203		192		266		.43428 265		30		30	
DIV. I NON-CONF.		7-24-0		.22581 270		0-6-0		111		65		248		.44246 248		31		31	
TOTALS		RPI 1-25		RPI 26-50		W-L RECORDS		RPI 51-100		RPI 101-150		RPI 150+							
17-38-0		0-3-0		0-2-0		OVERALL		2-6-0		4-7-0		11-20-0							
11-15-0		0-0-0		0-0-0		HOME		2-2-0		2-4-0		7-9-0							
6-23-0		0-3-0		0-2-0		AWAY		0-4-0		2-3-0		4-11-0							
0-0-0		0-0-0		0-0-0		NEUTRAL		0-0-0		0-0-0		0-0-0							
7-24-0		0-3-0		0-2-0		NON-CONFERENCE		2-6-0		4-7-0		1-6-0							
5-9-0		0-0-0		0-0-0		HOME		2-2-0		2-4-0		1-3-0							
2-15-0		0-3-0		0-0-		AWAY		0-4-0		2-3-0		0-3-0							
0-0-0		0-0-0		0-0-0		NEUTRAL		0-0-0		0-0-0		0-0-0							
10-14-0		0-0-0		0-0-0		CONFERENCE		0-0-0		0-0-0		10-14-0							
6-6-0		0-0-0		0-0-0		HOME		0-0-0		0-0-0		6-6-0							
4-8-0		0-0-0		0-0-0		AWAY		0-0-0		0-0-0		4-8-0							
0-0-0		0-0-0		0-0-0		NEUTRAL		0-0-0		0-0-0		0-0-0							
RPI	S	Opponent		Score		RPI	S	Opponent		Score		RPI	S	Opponent		Score			
16	A	Miami (FL)		3	9	48	A	UCF		5	6	56	H	Boston College		8	4		
16	A	Miami (FL)		5	13	48	A	UCF		4	5	56	H	Boston College		8	7		
16	A	Miami (FL)		7	12							56	H	Boston College		5	14		
												78	A	Jacksonville		0	5		
												78	H	Jacksonville		5	7		
												83	A	Wichita St.		4	11		
												83	A	Wichita St.		0	7		
												83	A	Wichita St.		0	2		
														128 A FGCU		5	12		
														128 A FGCU		3	23		
														128 A FGCU		6	3		
														171 A FIU		2	9		
														171 A FIU		0	2		
														171 H FIU		4	7		
														183 A Stetson		3	10		
														183 H Stetson		3	2		
														194 A N.C. A&T		4	7		
														194 A N.C. A&T		13	2		
														194 A N.C. A&T		3	5		
														194 H N.C. A&T		7	8		
														194 H N.C. A&T		2	7		
														194 H N.C. A&T		0	3		
														236 A Florida A&M		4	6		
														236 A Florida A&M		8	2		
														236 A Florida A&M		5	6		
														236 H Florida A&M		3	6		
														236 H Florida A&M		7	1		
LAST 10 GAMES				283 A Savannah St.				3	5	16 A Miami (FL)				7	12	236 A Florida A&M			
				283 A Savannah St.				2	3	16 A Miami (FL)				3	9	236 A Florida A&M			
				283 A Savannah St.				6	2	171 A FIU				0	2	236 A Florida A&M			
				48 A UCF				5	6	78 A Jacksonville				0	5	236 H Florida A&M			
				16 A Miami (FL)				5	13	194 A N.C. A&T				4	7	236 H Florida A&M			

Non-Div. I Games:

Bethune-Cookman

RPI	S	Opponent	Score	
236	H	Florida A&M	7	6
269	A	N.C. Central	2	7
269	A	N.C. Central	2	3
269	A	N.C. Central	8	5
269	H	N.C. Central	7	8
269	H	N.C. Central	5	15
269	H	N.C. Central	12	2
283	A	Savannah St.	2	3
283	A	Savannah St.	3	5
283	A	Savannah St.	6	2
283	H	Savannah St.	13	0
283	H	Savannah St.	8	5
283	H	Savannah St.	10	9
290	H	Alabama A&M	4	7
290	H	Alabama A&M	2	8

Bethune-Cookman

B
e
t
h
u
n
e
-
C
o
o
k
m
a
n

B
e
t
h
u
n
e
-
C
o
o
k
m
a
n

Average RPI Win:	201	WON-LOST	WINNING	LAST 10	STRENGTH OF	OPP. STRENGTH	TEAM	ADJ	CONF.	ADJ CONF.		
Average RPI Loss:	133	RECORD	PCT. RANK	GAMES	SCHEDULE	OF SCHEDULE	RPI	RPI	RPI	RPI		
DIV. I ONLY		15-41-0	.26786	278	4-6-0	167	204	267	.43384	266	24	24
DIV. I NON-CONF.		5-21-0	.19231	282	1-0-0	163	149	270	.42204	270	25	25
<hr/>												
TOTALS	RPI 1-25	RPI 26-50		W-L RECORDS		RPI 51-100		RPI 101-150		RPI 150+		
15-41-0	0-0-0	1-4-0		OVERALL		0-10-0		4-16-0		10-11-0		
7-17-0	0-0-0	0-1-0		HOME		0-7-0		3-6-0		4-3-0		
7-22-0	0-0-0	1-3-0		AWAY		0-3-0		0-8-0		6-8-0		
1-2-0	0-0-0	0-0-0		NEUTRAL		0-0-0		1-2-0		0-0-0		
<hr/>												
5-21-0	0-0-0	1-4-0		NON-CONFERENCE		0-10-0		0-2-0		4-5-0		
3-9-0	0-0-0	0-1-0		HOME		0-7-0		0-0-0		3-1-0		
2-12-0	0-0-0	1-0-		AWAY		0-3-0		0-2-0		1-4-0		
0-0-0	0-0-0	0-0-0		NEUTRAL		0-0-0		0-0-0		0-0-0		
<hr/>												
10-20-0	0-0-0	0-0-0		CONFERENCE		0-0-0		4-14-0		6-6-0		
4-8-0	0-0-0	0-0-0		HOME		0-0-0		3-6-0		1-2-0		
5-10-0	0-0-0	0-0-0		AWAY		0-0-0		0-6-0		5-4-0		
1-2-0	0-0-0	0-0-0		NEUTRAL		0-0-0		1-2-0		0-0-0		
<hr/>												
RPI	S	Opponent	Score	RPI	S	Opponent	Score	RPI	S	Opponent	Score	
				28	A	Fresno St.	3 6	58	H	UC Irvine	4 17	
				28	A	Fresno St.	3 8	58	H	UC Irvine	4 17	
				28	A	Fresno St.	4 3	58	H	UC Irvine	0 15	
				47	A	BYU	1 5	63	H	Saint Mary's (CA)	3 8	
				47	H	BYU	13 14	63	H	Saint Mary's (CA)	1 13	
								63	H	Saint Mary's (CA)	1 10	
								70	H	Oregon	9 12	
								82	A	South Carolina	3 10	
								82	A	South Carolina	5 6	
								82	A	South Carolina	3 15	

Non-Div. I Games:

Utah Valley

RPI	S	Opponent	Score	
239	A	UC Davis	1	7
239	A	UC Davis	4	7
239	A	UC Davis	2	4
277	A	Seattle U	6	5
277	A	Seattle U	5	8
277	A	Seattle U	4	2
280	H	Niagara	8	12
280	H	Niagara	8	2
286	A	Northern Colo.	9	6
286	A	Northern Colo.	5	4
286	A	Northern Colo.	10	11
288	H	Chicago St.	6	7
288	H	Chicago St.	16	6
288	H	Chicago St.	3	5

Utah Valley

Average RPI Win: 257		WON-LOST RECORD	WINNING PCT. RANK	LAST 10 GAMES	STRENGTH OF SCHEDULE	OPP. STRENGTH OF SCHEDULE	TEAM RPI	ADJ RPI		CONF. RPI	ADJ CONF. RPI							
Average RPI Loss: 181																		
DIV. I ONLY		23-24-0	.48936 162	4-6-0	286	291	257	.43219	267	31	31							
DIV. I NON-CONF.		5-13-0	.27778 255	1-1-0	60	138	199	.46495	209	30	30							
<hr/>																		
TOTALS		RPI 1-25		RPI 26-50		W-L RECORDS		RPI 51-100		RPI 101-150		RPI 150+						
23-24-0		0-3-0		0-0-0		OVERALL		1-4-0		1-3-0		21-14-0						
10-11-0		0-0-0		0-0-0		HOME		0-3-0		1-2-0		9-6-0						
12-11-0		0-3-0		0-0-0		AWAY		1-1-0		0-1-0		11-6-0						
1-2-0		0-0-0		0-0-0		NEUTRAL		0-0-0		0-0-0		1-2-0						
5-13-0		0-3-0		0-0-0		NON-CONFERENCE		1-4-0		1-3-0		3-3-0						
2-6-0		0-0-0		0-0-0		HOME		0-3-0		1-2-0		1-1-0						
3-7-0		0-3-0		0-0-		AWAY		1-1-0		0-1-0		2-2-0						
0-0-0		0-0-0		0-0-0		NEUTRAL		0-0-0		0-0-0		0-0-0						
18-11-0		0-0-0		0-0-0		CONFERENCE		0-0-0		0-0-0		18-11-0						
8-5-0		0-0-0		0-0-0		HOME		0-0-0		0-0-0		8-5-0						
9-4-0		0-0-0		0-0-0		AWAY		0-0-0		0-0-0		9-4-0						
1-2-0		0-0-0		0-0-0		NEUTRAL		0-0-0		0-0-0		1-2-0						
RPI	S	Opponent		Score		RPI	S	Opponent		Score		RPI	S	Opponent		Score		
3	A	Mississippi St.		4	17							136	A	La.-Monroe		1	10	
16	A	Miami (FL)		1	8							147	H	Milwaukee		1	3	
16	A	Miami (FL)		3	4							147	H	Milwaukee		0	2	
												147	H	Milwaukee		7	5	
												158	A	New Orleans		12	4	
												158	H	New Orleans		2	21	
												192	H	Nicholls St.		6	0	
												230	A	Grambling		4	2	
												230	H	Grambling		10	2	
												236	A	Florida A&M		5	6	
												236	A	Florida A&M		6	7	
												236	A	Florida A&M		11	8	
												249	N	Texas Southern		3	6	
												249	N	Texas Southern		4	5	
												264	A	Alabama St.		2	3	
												264	A	Alabama St.		9	6	
												264	A	Alabama St.		6	7	
												264	H	Alabama St.		11	4	
												264	H	Alabama St.		1	9	
												264	H	Alabama St.		6	7	
												290	A	Alabama A&M		11	6	
												290	A	Alabama A&M		12	5	
												290	A	Alabama A&M		16	3	
												290	H	Alabama A&M		4	5	
												290	H	Alabama A&M		0	5	
												290	H	Alabama A&M		11	6	
												292	N	Ark.-Pine Bluff		14	4	
<hr/>																		
LAST 10 GAMES																		
249	N	Texas Southern		3	6	295	A	Alcorn		2	5	290	A	Alabama A&M		16	3	
292	N	Ark.-Pine Bluff		14	4	295	A	Alcorn		16	8	290	H	Alabama A&M		4	5	
249	N	Texas Southern		4	5	295	A	Alcorn		13	6	290	H	Alabama A&M		0	5	
69	A	Kansas		1	2	264	A	Alabama St.		6	7	290	H	Alabama A&M		11	6	
69	A	Kansas		8	7	264	A	Alabama St.		2	3	292	N	Ark.-Pine Bluff		14	4	
<hr/>																		
Non-Div. I Games:		Rust		15	1	Tougaloo		13	7	Rust		15	4	Rust		10	2	
		Stillman		12	4	Tougaloo		5	1	Tougaloo		5	3	Stillman		Jackson St.	6	0

RPI	S	Opponent	Score	
295	A	Alcorn	2	5
295	A	Alcorn	16	8
295	A	Alcorn	13	6
295	H	Alcorn	13	1
295	H	Alcorn	4	18
295	H	Alcorn	9	4
297	A	Mississippi Val.	13	3
297	A	Mississippi Val.	0	2
297	A	Mississippi Val.	11	1
297	H	Mississippi Val.	5	2
297	H	Mississippi Val.	19	3
297	H	Mississippi Val.	12	2

Jackson St.

J
a
c
k
s
o
n
S
t
.

J
a
c
k
s
o
n
S
t
.

Average RPI Win: 274		WON-LOST RECORD	WINNING PCT. RANK		LAST 10 GAMES	STRENGTH OF SCHEDULE	OPP. STRENGTH OF SCHEDULE	TEAM RPI	ADJ RPI		CONF. RPI	ADJ CONF. RPI
Average RPI Loss: 247												
DIV. I ONLY		24-24-0	.5	147	3-7-0	297	296	268	.432	268	30	30
DIV. I NON-CONF.		6-12-0	.33333	224	0-2-0	246	295	258	.43232	258	31	31
TOTALS		RPI 1-25	RPI 26-50		W-L RECORDS		RPI 51-100		RPI 101-150		RPI 150+	
24-24-0		0-0-0	0-0-0		OVERALL		0-0-0		0-2-0		24-22-0	
11-5-0		0-0-0	0-0-0		HOME		0-0-0		0-0-0		11-5-0	
11-16-0		0-0-0	0-0-0		AWAY		0-0-0		0-2-0		11-14-0	
2-3-0		0-0-0	0-0-0		NEUTRAL		0-0-0		0-0-0		2-3-0	
6-12-0		0-0-0	0-0-0		NON-CONFERENCE		0-0-0		0-2-0		6-10-0	
1-3-0		0-0-0	0-0-0		HOME		0-0-0		0-0-0		1-3-0	
3-8-0		0-0-0	0-0-		AWAY		0-0-0		0-2-0		3-6-0	
2-1-0		0-0-0	0-0-0		NEUTRAL		0-0-0		0-0-0		2-1-0	
18-12-0		0-0-0	0-0-0		CONFERENCE		0-0-0		0-0-0		18-12-0	
10-2-0		0-0-0	0-0-0		HOME		0-0-0		0-0-0		10-2-0	
8-8-0		0-0-0	0-0-0		AWAY		0-0-0		0-0-0		8-8-0	
0-2-0		0-0-0	0-0-0		NEUTRAL		0-0-0		0-0-0		0-2-0	
RPI	S	Opponent	Score	RPI	S	Opponent	Score	RPI	S	Opponent	Score	
								144	A	Navy	3	5
								144	A	Navy	4	5
								213	N	Albany (NY)	0	4
								213	N	Albany (NY)	15	3
								213	N	Albany (NY)	6	2
								215	A	Charlotte	4	14
								215	A	Charlotte	3	7
								215	A	Charlotte	9	3
								218	A	George Washington	2	12
								218	H	George Washington	1	7
								245	A	Georgetown	5	14
								245	H	Georgetown	3	4
								253	A	Towson	5	2
								258	A	UMBC	4	8
								258	H	UMBC	2	16
								263	A	Norfolk St.	5	0
								263	A	Norfolk St.	3	4
								263	A	Norfolk St.	0	6
								263	H	Norfolk St.	5	3
								263	H	Norfolk St.	12	6
								263	H	Norfolk St.	7	8
								272	A	Delaware St.	1	18
								272	A	Delaware St.	2	6
								272	A	Delaware St.	10	5
								272	A	Delaware St.	12	11
								272	A	Delaware St.	1	5
								272	A	Delaware St.	4	5
LAST 10 GAMES								272	A	Delaware St.	1	18
								283	N	Savannah St.	3	7
								272	A	Delaware St.	5	6
								218	A	George Washington	2	12
								296	H	UMES	14	4
								296	H	UMES	9	7
								296	H	UMES	11	7

Non-Div. I Games:

Coppin St.

RPI	S	Opponent	Score	
272	H	Delaware St.	0	10
272	H	Delaware St.	11	5
272	H	Delaware St.	14	4
272	N	Delaware St.	5	6
273	A	Lehigh	3	12
283	A	Savannah St.	8	7
283	A	Savannah St.	10	8
283	A	Savannah St.	3	10
283	A	Savannah St.	11	5
283	N	Savannah St.	3	7
294	A	Mt. St. Mary's	4	2
294	H	Mt. St. Mary's	13	10
296	A	UMES	5	4
296	A	UMES	8	1
296	A	UMES	2	3
296	H	UMES	17	5
296	H	UMES	11	7
296	H	UMES	12	2
296	H	UMES	14	4
296	H	UMES	9	7
296	H	UMES	9	2

Coppin St.

C
o
p
p
i
n
s
t
.

C
o
p
p
i
n
s
t
.

[illegible]

Non-Div. I Games:

N.C. Central

RPI	S	Opponent	Score	
263	H	Norfolk St.	18	5
263	H	Norfolk St.	6	3
265	A	Bethune-Cookman	8	7
265	A	Bethune-Cookman	2	12
265	A	Bethune-Cookman	15	5
265	H	Bethune-Cookman	7	2
265	H	Bethune-Cookman	5	8
265	H	Bethune-Cookman	3	2
272	H	Delaware St.	3	4
272	H	Delaware St.	4	1
283	A	Savannah St.	1	4
283	A	Savannah St.	3	4
283	A	Savannah St.	3	5
283	H	Savannah St.	12	2
283	H	Savannah St.	7	9
283	H	Savannah St.	12	17
289	H	Longwood	9	6

N.C. Central

N
.
C
.
C
e
n
t
r
a
l

N
.
C
.
C
e
n
t
r
a
l

Average RPI Win:		232	WON-LOST RECORD		WINNING PCT. RANK		LAST 10 GAMES		STRENGTH OF SCHEDULE		OPP. STRENGTH OF SCHEDULE		TEAM RPI		ADJ RPI		CONF. RPI		ADJ CONF. RPI			
DIV. I ONLY			12-43-0		.21818 290		2-8-0		105		161		270		.429 270		16		16			
DIV. I NON-CONF.			7-23-0		.23333 266		0-2-0		101		156		256		.43319 256		18		18			
TOTALS		RPI 1-25		RPI 26-50		W-L RECORDS		RPI 51-100		RPI 101-150		RPI 150+										
12-43-0		0-7-0		0-1-0		OVERALL		0-12-0		1-14-0		11-9-0										
10-17-0		0-3-0		0-0-0		HOME		0-2-0		1-10-0		9-2-0										
2-24-0		0-3-0		0-1-0		AWAY		0-10-0		0-4-0		2-6-0										
0-2-0		0-1-0		0-0-0		NEUTRAL		0-0-0		0-0-0		0-1-0										
7-23-0		0-7-0		0-1-0		NON-CONFERENCE		0-6-0		0-6-0		7-3-0										
7-8-0		0-3-0		0-0-0		HOME		0-2-0		0-2-0		7-1-0										
0-14-0		0-3-0		0-0-		AWAY		0-4-0		0-4-0		0-2-0										
0-1-0		0-1-0		0-0-0		NEUTRAL		0-0-0		0-0-0		0-0-0										
5-20-0		0-0-0		0-0-0		CONFERENCE		0-6-0		1-8-0		4-6-0										
3-9-0		0-0-0		0-0-0		HOME		0-0-0		1-8-0		2-1-0										
2-10-0		0-0-0		0-0-0		AWAY		0-6-0		0-0-0		2-4-0										
0-1-0		0-0-0		0-0-0		NEUTRAL		0-0-0		0-0-0		0-1-0										
RPI	S	Opponent		Score		RPI	S	Opponent		Score		RPI	S	Opponent		Score						
4	N	Georgia		0	9	41	A	Clemson		3	17	71	A	Ga. Southern		3	5	107	H	Mercer	8	5
19	H	Michigan		1	9							71	H	Ga. Southern		2	6	107	H	Mercer	3	10
19	H	Michigan		0	2							72	A	Samford		2	6	107	H	Mercer	0	10
19	H	Michigan		3	6							72	A	Samford		3	10	112	A	Winthrop	1	8
24	A	Indiana St.		0	8							72	A	Samford		4	8	112	H	Winthrop	1	4
24	A	Indiana St.		2	4							82	A	South Carolina		0	9	117	A	South Fla.	2	7
24	A	Indiana St.		1	5							82	H	South Carolina		9	10	117	A	South Fla.	9	12
												88	A	UNC Greensboro		3	8	117	A	South Fla.	1	9
												88	A	UNC Greensboro		5	6	137	H	Wofford	7	17
												88	A	UNC Greensboro		10	16	137	H	Wofford	3	4
												92	A	Col. of Charleston		8	9	137	H	Wofford	1	8
												92	A	Col. of Charleston		1	11	143	H	Kent St.	2	11
																		149	H	ETSU	0	4
																		149	H	ETSU	0	9
																		149	H	ETSU	1	3
																		173	A	Furman	4	5
																		173	A	Furman	6	20
																		173	A	Furman	2	7
																		207	A	Western Caro.	3	1
																		207	A	Western Caro.	5	2
																		207	A	Western Caro.	3	4
																		207	N	Western Caro.	3	7
																		241	H	North Ala.	6	3
																		241	H	North Ala.	7	4
																		241	H	North Ala.	8	3
																		244	A	Charleston So.	5	10
																		244	A	Charleston So.	5	10
LAST 10 GAMES																						
																		207	N	Western Caro.	3	7
																		149	H	ETSU	0	9
																		149	H	ETSU	1	3
																		149	H	ETSU	0	4
																		41	A	Clemson	3	17
																		137	H	Wofford	3	4

Non-Div. I Games:

The Citadel

RPI	S	Opponent	Score	
244	H	Charleston So.	10	1
244	H	Charleston So.	4	3
251	H	VMI	1	0
251	H	VMI	3	2
251	H	VMI	5	9
272	H	Delaware St.	1	3
272	H	Delaware St.	9	3
272	H	Delaware St.	5	0

The Citadel

T
h
e
C
i
t
a
d
e
l

T
h
e
C
i
t
a
d
e
l

Oakland

Oakland

RPI	S	Opponent	Score	
279	A	Northern Ky.	4	0
279	A	Northern Ky.	3	14
279	A	Northern Ky.	2	3
279	A	Northern Ky.	8	5
279	A	Northern Ky.	10	11
279	A	Northern Ky.	3	12
279	N	Northern Ky.	8	9
287	A	Eastern Mich.	14	8
287	H	Eastern Mich.	10	9

Oakland

O
a
k
l
a
n
d

O
a
k
l
a
n
d

Average RPI Win:	259	WON-LOST RECORD	WINNING PCT. RANK	LAST 10 GAMES		STRENGTH OF SCHEDULE	OPP. STRENGTH OF SCHEDULE	TEAM RPI	ADJ RPI	CONF. RPI	ADJ CONF. RPI	
Average RPI Loss:	251											
DIV. I ONLY		20-25-0	.44444	197	6-4-0	287	295	272	.42733	272	30	30
DIV. I NON-CONF.		5-10-0	.33333	224	1-0-0	277	280	277	.41639	277	31	31
<hr/>												
TOTALS	RPI 1-25		RPI 26-50		W-L RECORDS		RPI 51-100			RPI 101-150		RPI 150+
20-25-0	0-0-0		0-0-0		OVERALL		0-0-0			0-1-0		20-24-0
9-7-0	0-0-0		0-0-0		HOME		0-0-0			0-0-0		9-7-0
8-14-0	0-0-0		0-0-0		AWAY		0-0-0			0-1-0		8-13-0
3-4-0	0-0-0		0-0-0		NEUTRAL		0-0-0			0-0-0		3-4-0
5-10-0	0-0-0		0-0-0		NON-CONFERENCE		0-0-0			0-1-0		5-9-0
2-2-0	0-0-0		0-0-0		HOME		0-0-0			0-0-0		2-2-0
2-6-0	0-0-0		0-0-		AWAY		0-0-0			0-1-0		2-5-0
1-2-0	0-0-0		0-0-0		NEUTRAL		0-0-0			0-0-0		1-2-0
15-15-0	0-0-0		0-0-0		CONFERENCE		0-0-0			0-0-0		15-15-0
7-5-0	0-0-0		0-0-0		HOME		0-0-0			0-0-0		7-5-0
6-8-0	0-0-0		0-0-0		AWAY		0-0-0			0-0-0		6-8-0
2-2-0	0-0-0		0-0-0		NEUTRAL		0-0-0			0-0-0		2-2-0
RPI	S	Opponent	Score	RPI	S	Opponent	Score	RPI	S	Opponent	Score	

Non-Div. I Games:

Delaware St.

RPI	S	Opponent	Score	
268	H	Coppin St.	5	4
268	H	Coppin St.	5	1
268	H	Coppin St.	11	12
268	H	Coppin St.	18	1
268	H	Coppin St.	6	2
268	N	Coppin St.	6	5
269	A	N.C. Central	1	4
269	A	N.C. Central	4	3
270	A	The Citadel	0	5
270	A	The Citadel	3	1
270	A	The Citadel	3	9
283	N	Savannah St.	5	4
296	A	UMES	10	5
296	A	UMES	6	2
296	A	UMES	9	2
296	H	UMES	8	12
296	H	UMES	15	5
296	H	UMES	11	5

Delaware St.

D
e
l
a
w
a
r
e
s
t
.

D
e
l
a
w
a
r
e
s
t
.

Average RPI Win: 246		WON-LOST	WINNING	LAST 10	STRENGTH OF		OPP. STRENGTH	TEAM	ADJ		CONF.	ADJ CONF.
Average RPI Loss: 185		RECORD	PCT. RANK	GAMES	SCHEDULE		OF SCHEDULE	RPI	RPI		RPI	RPI
DIV. I ONLY		20-28-0	.41667	212	2-8-0		289	267	273		25	25
DIV. I NON-CONF.		11-12-0	.47826	158	1-1-0		299	287	262		26	26
TOTALS		RPI 1-25	RPI 26-50		W-L RECORDS		RPI 51-100		RPI 101-150		RPI 150+	
20-28-0		0-0-0	0-3-0		OVERALL		0-0-0		1-4-0		19-21-0	
9-10-0		0-0-0	0-0-0		HOME		0-0-0		1-2-0		8-8-0	
8-17-0		0-0-0	0-3-0		AWAY		0-0-0		0-2-0		8-12-0	
3-1-0		0-0-0	0-0-0		NEUTRAL		0-0-0		0-0-0		3-1-0	
11-12-0		0-0-0	0-3-0		NON-CONFERENCE		0-0-0		0-0-0		11-9-0	
3-2-0		0-0-0	0-0-0		HOME		0-0-0		0-0-0		3-2-0	
5-9-0		0-0-0	0-0-		AWAY		0-0-0		0-0-0		5-6-0	
3-1-0		0-0-0	0-0-0		NEUTRAL		0-0-0		0-0-0		3-1-0	
9-16-0		0-0-0	0-0-0		CONFERENCE		0-0-0		1-4-0		8-12-0	
6-8-0		0-0-0	0-0-0		HOME		0-0-0		1-2-0		5-6-0	
3-8-0		0-0-0	0-0-0		AWAY		0-0-0		0-2-0		3-6-0	
0-0-0		0-0-0	0-0-0		NEUTRAL		0-0-0		0-0-0		0-0-0	
RPI S	Opponent	Score	RPI S	Opponent	Score	RPI S	Opponent	Score	RPI S	Opponent	Score	
			34 A	Duke	0 7				144 A	Navy	2 12	
			34 A	Duke	3 4				144 A	Navy	0 2	
			34 A	Duke	1 8				144 H	Navy	16 4	
									144 H	Navy	1 4	
									144 H	Navy	0 3	
									151 A	Army West Point	2 3	
									151 A	Army West Point	0 14	
									151 A	Army West Point	13 6	
									151 H	Army West Point	2 3	
									151 H	Army West Point	7 8	
									163 A	James Madison	6 7	
									163 A	James Madison	1 10	
									184 A	Holy Cross	4 5	
									184 A	Holy Cross	1 4	
									184 A	Holy Cross	5 3	
									184 H	Holy Cross	0 4	
									184 H	Holy Cross	5 2	
									188 H	Penn	2 13	
									210 A	Lafayette	12 1	
									210 H	Lafayette	1 4	
									210 H	Lafayette	9 10	
									210 H	Lafayette	16 9	
									210 H	Lafayette	2 14	
									225 A	Saint Joseph's	20 15	
									233 A	Delaware	11 12	
									240 N	Monmouth	8 2	
									251 A	VMI	1 11	
LAST 10 GAMES												
			184 H	Holy Cross	5 2				282 A	Bucknell	5 6	
			184 H	Holy Cross	0 4				282 A	Bucknell	5 6	
			151 H	Army West Point	7 8				144 A	Navy	2 12	
			151 H	Army West Point	2 3				144 A	Navy	0 2	
			299 A	Saint Peter's	6 8				268 H	Coppin St.	12 3	

Non-Div. I Games: Lynchburg 10 9

Lehigh

RPI	S	Opponent	Score	
251	A	VMI	1	0
251	A	VMI	15	13
254	H	La Salle	6	14
268	H	Coppin St.	12	3
282	A	Bucknell	5	6
282	A	Bucknell	5	6
282	H	Bucknell	5	3
282	H	Bucknell	7	6
282	H	Bucknell	6	4
291	A	Fairleigh Dickinson	20	6
291	H	Fairleigh Dickinson	8	3
294	N	Mt. St. Mary's	6	8
294	N	Mt. St. Mary's	9	4
294	N	Mt. St. Mary's	10	5
296	A	UMES	1	5
296	A	UMES	13	1
299	A	Saint Peter's	6	8
299	H	Saint Peter's	13	5

Lehigh

L
e
h
i
g
h

L
e
h
i
g
h

Average RPI Win:	227	WON-LOST RECORD	WINNING PCT. RANK	LAST 10 GAMES	STRENGTH OF SCHEDULE	OPP. STRENGTH OF SCHEDULE	TEAM RPI	ADJ RPI	CONF. RPI	ADJ CONF. RPI				
DIV. I ONLY		13-32-0	.28889	274	2-8-0	211	280	274	.42411	274	19	20		
DIV. I NON-CONF.		7-14-0	.33333	224	1-0-0	272	292	274	.41892	274	22	22		
<hr/>														
TOTALS	RPI 1-25	RPI 26-50		W-L RECORDS		RPI 51-100		RPI 101-150		RPI 150+				
13-32-0	0-0-0	0-0-0		OVERALL		0-0-0		1-8-0		12-24-0				
6-9-0	0-0-0	0-0-0		HOME		0-0-0		0-6-0		6-3-0				
6-17-0	0-0-0	0-0-0		AWAY		0-0-0		1-2-0		5-15-0				
1-6-0	0-0-0	0-0-0		NEUTRAL		0-0-0		0-0-0		1-6-0				
<hr/>														
7-14-0	0-0-0	0-0-0		NON-CONFERENCE		0-0-0		0-0-0		7-14-0				
3-0-0	0-0-0	0-0-0		HOME		0-0-0		0-0-0		3-0-0				
3-8-0	0-0-0	0-0-		AWAY		0-0-0		0-0-0		3-8-0				
1-6-0	0-0-0	0-0-0		NEUTRAL		0-0-0		0-0-0		1-6-0				
<hr/>														
6-18-0	0-0-0	0-0-0		CONFERENCE		0-0-0		1-8-0		5-10-0				
3-9-0	0-0-0	0-0-0		HOME		0-0-0		0-6-0		3-3-0				
3-9-0	0-0-0	0-0-0		AWAY		0-0-0		1-2-0		2-7-0				
0-0-0	0-0-0	0-0-0		NEUTRAL		0-0-0		0-0-0		0-0-0				
<hr/>														
RPI	S	Opponent	Score	RPI	S	Opponent	Score	RPI	S	Opponent	Score			
								135	A	Fordham	1	0		
								135	A	Fordham	1	8		
								135	A	Fordham	2	8		
								141	H	Dayton	0	9		
								141	H	Dayton	0	8		
								141	H	Dayton	7	8		
								146	H	Davidson	3	15		
								146	H	Davidson	1	2		
								146	H	Davidson	1	10		
								154	A	Miami (OH)	0	8		
								154	A	Miami (OH)	10	18		
								154	A	Miami (OH)	6	7		
								162	H	Richmond	5	0		
								162	H	Richmond	1	6		
								162	H	Richmond	3	9		
								163	A	James Madison	1	5		
								163	A	James Madison	4	7		
								175	A	Binghamton	1	0		
								177	N	Central Conn. St.	5	9		
								177	N	Central Conn. St.	3	4		
177	N	Central Conn. St.	3	17										
LAST 10 GAMES								191	A	Penn St.	18	6		
146	H	Davidson	1	2	218	A	George Washington	9	11	205	A	Saint Louis	1	4
146	H	Davidson	1	10	212	H	Cornell	9	8	205	A	Saint Louis	0	5
146	H	Davidson	3	15	225	A	Saint Joseph's	8	7	205	A	Saint Louis	8	5
218	A	George Washington	5	6	225	A	Saint Joseph's	2	3	212	A	Cornell	1	8
218	A	George Washington	3	10	225	A	Saint Joseph's	2	3	212	H	Cornell	9	8

Non-Div. I Games:

St. Bonaventure

RPI	S	Opponent	Score	
218	A	George Washington	3	10
218	A	George Washington	5	6
218	A	George Washington	9	11
223	N	Western Mich.	3	8
225	A	Saint Joseph's	2	3
225	A	Saint Joseph's	8	7
225	A	Saint Joseph's	2	3
254	H	La Salle	14	5
254	H	La Salle	3	2
254	H	La Salle	5	10
278	A	Youngstown St.	0	10
280	A	Niagara	10	6
280	A	Niagara	4	9
280	H	Niagara	9	5
281	N	Villanova	3	16
282	H	Bucknell	11	5
294	N	Mt. St. Mary's	4	5
294	N	Mt. St. Mary's	6	2

St. Bonaventure

S
t
.
B
o
n
a
v
e
n
t
u
r
e

S
t
.
B
o
n
a
v
e
n
t
u
r
e

Bowling Green

Bowling Green

RPI	S	Opponent	Score	
226	A	Northern Ill.	4	3
226	A	Northern Ill.	5	7
246	H	Siena	7	9
246	H	Siena	3	1
252	H	Toledo	6	5
252	H	Toledo	9	6
252	H	Toledo	10	6
271	H	Oakland	6	3
278	H	Youngstown St.	15	5
287	A	Eastern Mich.	1	3
287	A	Eastern Mich.	7	4
287	A	Eastern Mich.	0	4
298	A	Purdue Fort Wayne	10	4
298	H	Purdue Fort Wayne	3	1

Bowling Green

B
o
w
l
i
n
g
G
r
e
e
n

B
o
w
l
i
n
g
G
r
e
e
n

Average RPI Win: 144		WON-LOST	WINNING	LAST 10	STRENGTH OF		OPP. STRENGTH	TEAM	ADJ	CONF.	ADJ CONF.
Average RPI Loss: 132		RECORD	PCT. RANK	GAMES	SCHEDULE		OF SCHEDULE	RPI	RPI	RPI	RPI
DIV. I ONLY		12-40-0	.23077	288	2-8-0		177	142	277	.41982	276
DIV. I NON-CONF.		7-18-0	.28	252	0-1-0		273	204	284	.3961	284
TOTALS		RPI 1-25	RPI 26-50		W-L RECORDS		RPI 51-100		RPI 101-150		RPI 150+
12-40-0		0-2-0	1-2-0		OVERALL		3-13-0		3-3-0		5-20-0
8-23-0		0-1-0	1-2-0		HOME		2-5-0		2-3-0		3-12-0
4-17-0		0-1-0	0-0-0		AWAY		1-8-0		1-0-0		2-8-0
0-0-0		0-0-0	0-0-0		NEUTRAL		0-0-0		0-0-0		0-0-0
7-18-0		0-2-0	0-0-0		NON-CONFERENCE		0-1-0		3-0-0		4-15-0
5-11-0		0-1-0	0-0-0		HOME		0-1-0		2-0-0		3-9-0
2-7-0		0-1-0	0-0-0		AWAY		0-0-0		1-0-0		1-6-0
0-0-0		0-0-0	0-0-0		NEUTRAL		0-0-0		0-0-0		0-0-0
5-22-0		0-0-0	1-2-0		CONFERENCE		3-12-0		0-3-0		1-5-0
3-12-0		0-0-0	1-2-0		HOME		2-4-0		0-3-0		0-3-0
2-10-0		0-0-0	0-0-0		AWAY		1-8-0		0-0-0		1-2-0
0-0-0		0-0-0	0-0-0		NEUTRAL		0-0-0		0-0-0		0-0-0
RPI S	Opponent	Score	RPI S	Opponent	Score	RPI S	Opponent	Score	RPI S	Opponent	Score
10 A	Stanford	1 5	47 H	BYU	4 2	57 A	LMU (CA)	1 2	105 H	Sacramento St.	11 0
10 H	Stanford	1 7	47 H	BYU	1 3	57 A	LMU (CA)	5 6	125 H	San Francisco	0 10
			47 H	BYU	5 7	57 A	LMU (CA)	3 7	125 H	San Francisco	4 6
						63 A	Saint Mary's (CA)	1 8	125 H	San Francisco	1 4
						63 A	Saint Mary's (CA)	4 9	127 A	Cal Poly	7 6
						63 A	Saint Mary's (CA)	2 9	127 H	Cal Poly	5 0
						67 A	Pepperdine	1 10	155 H	Pacific	0 1
						67 A	Pepperdine	4 5	155 H	Pacific	3 13
						67 A	Pepperdine	5 2	155 H	Pacific	8 9
						74 H	Washington	1 11	172 A	Portland	8 3
						75 H	Gonzaga	2 10	172 A	Portland	9 13
						75 H	Gonzaga	5 6	172 A	Portland	3 5
						75 H	Gonzaga	4 0	182 H	San Jose St.	10 20
						93 H	San Diego	6 8	182 H	San Jose St.	3 4
						93 H	San Diego	5 2	182 H	San Jose St.	5 8
						93 H	San Diego	6 14	195 H	Omaha	2 4
									195 H	Omaha	0 2
									195 H	Omaha	4 7
									195 H	Omaha	0 2
									201 A	CSUN	8 14
									201 A	CSUN	0 2
									201 A	CSUN	2 7
						63 A	Saint Mary's (CA)	2 9	221 H	Washington St.	0 10
						10 A	Stanford	1 5	221 H	Washington St.	4 2
						93 H	San Diego	6 8	221 H	Washington St.	3 1
						93 H	San Diego	5 2	221 H	Washington St.	6 10
						93 H	San Diego	6 14	231 A	CSU Bakersfield	3 1
			LAST 10 GAMES								
			47 H	BYU	1 3	63 A	Saint Mary's (CA)	2 9			
			47 H	BYU	5 7	10 A	Stanford	1 5			
			47 H	BYU	4 2	93 H	San Diego	6 8			
			63 A	Saint Mary's (CA)	4 9	93 H	San Diego	5 2			
			63 A	Saint Mary's (CA)	1 8	93 H	San Diego	6 14			

Non-Div. I Games:

Santa Clara

RPI	S	Opponent	Score	
231	A	CSU Bakersfield	1	3
231	A	CSU Bakersfield	4	8
231	A	CSU Bakersfield	2	4
239	H	UC Davis	9	0

Santa Clara

S
a
n
t
a
C
l
a
r
a

S
a
n
t
a
C
l
a
r
a

Average RPI Win:	212	WON-LOST RECORD	WINNING PCT. RANK	LAST 10 GAMES	STRENGTH OF SCHEDULE	OPP. STRENGTH OF SCHEDULE	TEAM RPI	ADJ RPI	CONF. RPI	ADJ CONF. RPI	
Average RPI Loss:	139										
DIV. I ONLY	12-38-0	.24	287	4-6-0	173	212	276	.41832	277	24	24
DIV. I NON-CONF.	4-19-0	.17391	286	0-1-0	117	181	267	.42506	267	25	25
<hr/>											
TOTALS	RPI 1-25	RPI 26-50		W-L RECORDS	RPI 51-100		RPI 101-150		RPI 150+		
12-38-0	0-0-0	0-1-0		OVERALL	0-9-0		3-15-0		9-13-0		
8-17-0	0-0-0	0-0-0		HOME	0-5-0		2-7-0		6-5-0		
4-21-0	0-0-0	0-1-0		AWAY	0-4-0		1-8-0		3-8-0		
0-0-0	0-0-0	0-0-0		NEUTRAL	0-0-0		0-0-0		0-0-0		
<hr/>											
4-19-0	0-0-0	0-1-0		NON-CONFERENCE	0-9-0		1-2-0		3-7-0		
2-8-0	0-0-0	0-0-0		HOME	0-5-0		0-0-0		2-3-0		
2-11-0	0-0-0	0-0-		AWAY	0-4-0		1-2-0		1-4-0		
0-0-0	0-0-0	0-0-0		NEUTRAL	0-0-0		0-0-0		0-0-0		
<hr/>											
8-19-0	0-0-0	0-0-0		CONFERENCE	0-0-0		2-13-0		6-6-0		
6-9-0	0-0-0	0-0-0		HOME	0-0-0		2-7-0		4-2-0		
2-10-0	0-0-0	0-0-0		AWAY	0-0-0		0-6-0		2-4-0		
0-0-0	0-0-0	0-0-0		NEUTRAL	0-0-0		0-0-0		0-0-0		
<hr/>											
RPI S	Opponent	Score	RPI S	Opponent	Score	RPI S	Opponent	Score	RPI S	Opponent	Score
			39 A	Arizona St.	5 12	64 H	Minnesota	2 3	105 H	Sacramento St.	2 6
						74 A	Washington	1 6	105 H	Sacramento St.	4 2
						74 H	Washington	3 6	105 H	Sacramento St.	3 9
						79 A	San Diego St.	5 6	110 A	Grand Canyon	4 14
						79 A	San Diego St.	8 12	110 A	Grand Canyon	0 6
						79 A	San Diego St.	5 11	110 A	Grand Canyon	4 5
						94 H	UT Arlington	1 3	111 H	New Mexico St.	5 17
						94 H	UT Arlington	5 6	111 H	New Mexico St.	3 16
						94 H	UT Arlington	1 2	111 H	New Mexico St.	7 21
									114 A	UTRGV	7 15
									114 A	UTRGV	6 7
									114 A	UTRGV	3 7
									124 H	California Baptist	11 1
									124 H	California Baptist	2 4
									124 H	California Baptist	10 12
									126 A	UNLV	5 8
									126 A	UNLV	4 0
									126 A	UNLV	10 11
									155 A	Pacific	8 1
									155 A	Pacific	6 9
									155 A	Pacific	5 6
									172 A	Portland	1 7
									172 A	Portland	14 16
									172 H	Portland	4 8
									195 H	Omaha	8 10
									195 H	Omaha	2 3
									195 H	Omaha	8 6
<hr/>											
			LAST 10 GAMES								
			286 A	Northern Colo.	4 10	111 H	New Mexico St.	7 21	172 A	Portland	14 16
			286 A	Northern Colo.	5 2	288 H	Chicago St.	13 9	172 H	Portland	4 8
			286 A	Northern Colo.	6 12	288 H	Chicago St.	5 4	195 H	Omaha	8 10
			111 H	New Mexico St.	3 16	288 H	Chicago St.	12 3	195 H	Omaha	2 3
			111 H	New Mexico St.	5 17	74 A	Washington	1 6	195 H	Omaha	8 6

Non-Div. I Games: British Colum. (CAN) 2 1 Lewis-Clark St. 2 5

Seattle U

RPI	S	Opponent	Score	
195	H	Omaha	12	0
231	A	CSU Bakersfield	7	6
231	A	CSU Bakersfield	0	9
231	A	CSU Bakersfield	5	7
266	H	Utah Valley	5	6
266	H	Utah Valley	8	5
266	H	Utah Valley	2	4
286	A	Northern Colo.	6	12
286	A	Northern Colo.	5	2
286	A	Northern Colo.	4	10
288	H	Chicago St.	13	9
288	H	Chicago St.	5	4
288	H	Chicago St.	12	3

Seattle U

S
e
a
t
t
l
e
U

S
e
a
t
t
l
e
U

Average RPI Win: 199		WON-LOST	WINNING	LAST 10	STRENGTH OF		OPP. STRENGTH	TEAM	ADJ	CONF.	ADJ CONF.
Average RPI Loss: 159		RECORD	PCT. RANK	GAMES	SCHEDULE		OF SCHEDULE	RPI	RPI	RPI	RPI
DIV. I ONLY		13-41-0	.24074	286	2-8-0		175	241	278	.41731	278
DIV. I NON-CONF.		6-20-0	.23077	267	0-1-0		139	197	254	.43711	254
TOTALS		RPI 1-25	RPI 26-50		W-L RECORDS		RPI 51-100		RPI 101-150		RPI 150+
13-41-0		0-4-0	0-3-0		OVERALL		2-4-0		2-8-0		9-22-0
11-11-0		0-0-0	0-0-0		HOME		1-2-0		2-3-0		8-6-0
2-29-0		0-4-0	0-3-0		AWAY		1-2-0		0-4-0		1-16-0
0-1-0		0-0-0	0-0-0		NEUTRAL		0-0-0		0-1-0		0-0-0
6-20-0		0-4-0	0-3-0		NON-CONFERENCE		0-0-0		1-2-0		5-11-0
5-2-0		0-0-0	0-0-0		HOME		0-0-0		1-1-0		4-1-0
1-18-0		0-4-0	0-0-0		AWAY		0-0-0		0-1-0		1-10-0
0-0-0		0-0-0	0-0-0		NEUTRAL		0-0-0		0-0-0		0-0-0
7-21-0		0-0-0	0-0-0		CONFERENCE		2-4-0		1-6-0		4-11-0
6-9-0		0-0-0	0-0-0		HOME		1-2-0		1-2-0		4-5-0
1-11-0		0-0-0	0-0-0		AWAY		1-2-0		0-3-0		0-6-0
0-1-0		0-0-0	0-0-0		NEUTRAL		0-0-0		0-1-0		0-0-0
RPI S	Opponent	Score	RPI S	Opponent	Score	RPI S	Opponent	Score	RPI S	Opponent	Score
3 A	Mississippi St.	3 14	32 A	Florida St.	2 4	89 A	Wright St.	1 7	118 H	Ohio St.	4 7
3 A	Mississippi St.	0 8	32 A	Florida St.	4 7	89 A	Wright St.	10 8	143 A	Kent St.	5 10
3 A	Mississippi St.	2 14	32 A	Florida St.	2 24	89 A	Wright St.	8 18	143 H	Kent St.	4 3
15 A	West Virginia	1 14				89 H	Wright St.	3 8	147 A	Milwaukee	6 18
						89 H	Wright St.	5 4	147 A	Milwaukee	2 22
						89 H	Wright St.	7 9	147 A	Milwaukee	5 8
									147 H	Milwaukee	10 11
									147 H	Milwaukee	9 3
									147 H	Milwaukee	4 5
									147 N	Milwaukee	3 12
									154 A	Miami (OH)	1 9
									154 A	Miami (OH)	2 5
									154 A	Miami (OH)	3 6
									154 A	Miami (OH)	1 11
									187 A	UIC	4 13
									187 A	UIC	4 10
									187 A	UIC	3 4
									187 H	UIC	3 8
									187 H	UIC	6 5
									187 H	UIC	7 3
									191 A	Penn St.	15 16
									193 A	Pittsburgh	4 2
									193 A	Pittsburgh	6 16
									193 H	Pittsburgh	3 2
									219 H	Ohio	2 3
									237 A	Tennessee Tech	4 8
									237 A	Tennessee Tech	2 9
			LAST 10 GAMES								
			147 N	Milwaukee	3 12	187 A	UIC	4 13			
			147 H	Milwaukee	9 3	187 A	UIC	4 10			
			147 H	Milwaukee	4 5	187 A	UIC	3 4			
			147 H	Milwaukee	10 11	89 H	Wright St.	7 9			
			118 H	Ohio St.	4 7	89 H	Wright St.	5 4			

Non-Div. I Games:

Youngstown St.

RPI	S	Opponent	Score	
237	A	Tennessee Tech	2	7
252	H	Toledo	5	3
271	H	Oakland	5	7
271	H	Oakland	6	5
271	H	Oakland	0	8
274	H	St. Bonaventure	10	0
275	A	Bowling Green	5	15
279	A	Northern Ky.	6	7
279	A	Northern Ky.	5	13
279	A	Northern Ky.	1	2
279	H	Northern Ky.	8	2
279	H	Northern Ky.	6	7
279	H	Northern Ky.	8	10
287	H	Eastern Mich.	10	4

Youngstown St.

Y
o
u
n
g
s
t
o
w
n
s
t
.

Y
o
u
n
g
s
t
o
w
n
s
t
.

Average RPI Win:	240	WON-LOST RECORD	WINNING PCT. RANK	LAST 10 GAMES		STRENGTH OF SCHEDULE	OPP. STRENGTH OF SCHEDULE	TEAM RPI	ADJ RPI	CONF. RPI	ADJ CONF. RPI
DIV. I ONLY		14-42-0	.25 284	2-8-0		208	226	279	.41493	279	26 26
DIV. I NON-CONF.		1-22-0	.04348 297	0-1-0		155	141	286	.39433	286	23 23
TOTALS	RPI 1-25	RPI 26-50		W-L RECORDS		RPI 51-100		RPI 101-150		RPI 150+	
14-42-0	0-2-0	0-4-0		OVERALL		2-8-0		0-8-0		12-20-0	
10-11-0	0-0-0	0-0-0		HOME		2-1-0		0-3-0		8-7-0	
3-26-0	0-2-0	0-4-0		AWAY		0-6-0		0-4-0		3-10-0	
1-5-0	0-0-0	0-0-0		NEUTRAL		0-1-0		0-1-0		1-3-0	
1-22-0	0-2-0	0-4-0		NON-CONFERENCE		0-3-0		0-1-0		1-12-0	
0-3-0	0-0-0	0-0-0		HOME		0-0-0		0-0-0		0-3-0	
1-16-0	0-2-0	0-0-		AWAY		0-3-0		0-1-0		1-6-0	
0-3-0	0-0-0	0-0-0		NEUTRAL		0-0-0		0-0-0		0-3-0	
13-20-0	0-0-0	0-0-0		CONFERENCE		2-5-0		0-7-0		11-8-0	
10-8-0	0-0-0	0-0-0		HOME		2-1-0		0-3-0		8-4-0	
2-10-0	0-0-0	0-0-0		AWAY		0-3-0		0-3-0		2-4-0	
1-2-0	0-0-0	0-0-0		NEUTRAL		0-1-0		0-1-0		1-0-0	
RPI S Opponent Score	RPI S Opponent Score	RPI S Opponent Score	RPI S Opponent Score								
5 A Louisville 2 11	44 A Alabama 1 15	66 A Xavier 2 5	118 A Ohio St. 8 10								
13 A Tennessee 0 18	44 A Alabama 1 10	89 A Wright St. 0 5	147 A Milwaukee 2 15								
	44 A Alabama 4 9	89 A Wright St. 1 9	147 A Milwaukee 8 9								
	50 A Kentucky 4 5	89 A Wright St. 7 16	147 A Milwaukee 2 4								
		89 H Wright St. 1 9	147 H Milwaukee 3 5								
		89 H Wright St. 7 6	147 H Milwaukee 2 6								
		89 H Wright St. 6 3	147 H Milwaukee 12 15								
		89 N Wright St. 3 15	147 N Milwaukee 1 9								
		90 A Cincinnati 6 14	154 A Miami (OH) 3 7								
		90 A Cincinnati 5 6	154 H Miami (OH) 1 16								
			161 A Western Ky. 2 19								
			161 A Western Ky. 6 9								
			161 A Western Ky. 4 5								
			187 A UIC 2 16								
			187 A UIC 7 11								
			187 A UIC 1 6								
			187 H UIC 4 20								
			187 H UIC 4 2								
			187 H UIC 2 6								
			194 N N.C. A&T 3 4								
			194 N N.C. A&T 0 3								
			196 H Eastern Ky. 2 17								
			196 N Eastern Ky. 8 11								
			242 A Butler 5 9								
			242 H Butler 2 9								
			251 A VMI 3 8								
			251 A VMI 7 6								
LAST 10 GAMES											
147 N Milwaukee 1 9	187 H UIC 4 2	196 H Eastern Ky. 2 17									
89 N Wright St. 3 15	90 A Cincinnati 5 6	196 N Eastern Ky. 8 11									
271 N Oakland 9 8	89 A Wright St. 1 9	242 A Butler 5 9									
187 H UIC 4 20	89 A Wright St. 7 16	242 H Butler 2 9									
187 H UIC 2 6	89 A Wright St. 0 5	251 A VMI 3 8									

Non-Div. I Games:	Miami-Hamilton	9	6
-------------------	----------------	---	---

Northern Ky.

RPI	S	Opponent	Score	
271	H	Oakland	0	4
271	H	Oakland	3	2
271	H	Oakland	5	8
271	H	Oakland	12	3
271	H	Oakland	14	3
271	H	Oakland	11	10
271	N	Oakland	9	8
278	A	Youngstown St.	7	6
278	A	Youngstown St.	10	8
278	A	Youngstown St.	2	8
278	H	Youngstown St.	13	5
278	H	Youngstown St.	7	6
278	H	Youngstown St.	2	1

Northern Ky.

N
o
r
t
h
e
r
n
K
y
.

N
o
r
t
h
e
r
n
K
y
.

Average RPI Win:	210	WON-LOST RECORD	WINNING PCT. RANK	LAST 10 GAMES	STRENGTH OF SCHEDULE	OPP. STRENGTH OF SCHEDULE	TEAM RPI	ADJ RPI	CONF. RPI	ADJ CONF. RPI		
DIV. I ONLY		15-33-0	.3125	264	4-6-0	284	260	280	.4116	280	29	29
DIV. I NON-CONF.		5-17-0	.22727	269	0-1-0	289	231	280	.40153	280	27	27
<hr/>												
TOTALS	RPI 1-25	RPI 26-50		W-L RECORDS		RPI 51-100		RPI 101-150		RPI 150+		
15-33-0	0-0-0	0-1-0		OVERALL		2-1-0		0-0-0		13-31-0		
5-10-0	0-0-0	0-0-0		HOME		0-0-0		0-0-0		5-10-0		
9-21-0	0-0-0	0-1-0		AWAY		2-1-0		0-0-0		7-19-0		
1-2-0	0-0-0	0-0-0		NEUTRAL		0-0-0		0-0-0		1-2-0		
5-17-0	0-0-0	0-1-0		NON-CONFERENCE		2-1-0		0-0-0		3-15-0		
1-1-0	0-0-0	0-0-0		HOME		0-0-0		0-0-0		1-1-0		
4-14-0	0-0-0	0-0-		AWAY		2-1-0		0-0-0		2-12-0		
0-2-0	0-0-0	0-0-0		NEUTRAL		0-0-0		0-0-0		0-2-0		
10-16-0	0-0-0	0-0-0		CONFERENCE		0-0-0		0-0-0		10-16-0		
4-9-0	0-0-0	0-0-0		HOME		0-0-0		0-0-0		4-9-0		
5-7-0	0-0-0	0-0-0		AWAY		0-0-0		0-0-0		5-7-0		
1-0-0	0-0-0	0-0-0		NEUTRAL		0-0-0		0-0-0		1-0-0		
RPI	S	Opponent	Score	RPI	S	Opponent	Score	RPI	S	Opponent	Score	
				47	A	BYU	5 11	90	A	Cincinnati	2 1	160 A Marist 3 19
								90	A	Cincinnati	8 7	160 A Marist 3 5
								90	A	Cincinnati	0 5	160 A Marist 5 3
												164 H Quinnipiac 1 3
												164 H Quinnipiac 1 7
												164 H Quinnipiac 2 7
												168 A New Mexico 4 7
												168 A New Mexico 3 5
												168 A New Mexico 5 3
												168 A New Mexico 3 13
												175 A Binghamton 4 16
												177 N Central Conn. St. 4 5
												180 N Utah 6 10
												185 H Fairfield 5 6
												185 H Fairfield 4 1
												185 H Fairfield 5 0
												194 A N.C. A&T 0 6
												194 A N.C. A&T 3 4
												194 A N.C. A&T 2 6
												199 H Canisius 3 2
												199 H Canisius 4 14
												199 H Canisius 4 10
												199 H Canisius 0 9
												199 N Canisius 6 5
												240 A Monmouth 3 9
												240 A Monmouth 3 8
												240 A Monmouth 5 0
												246 A Siena 9 7
												246 A Siena 1 2
												246 A Siena 4 10
												246 A Siena 3 2
												246 A Siena 4 14
												246 A Siena 9 7
												246 A Siena 1 2
												274 A St. Bonaventure 5 9

Non-Div. I Games:

Niagara

Average RPI Win:	201	WON-LOST	WINNING	LAST 10	STRENGTH OF	OPP. STRENGTH	TEAM	ADJ	CONF.	ADJ CONF.					
Average RPI Loss:	174	RECORD	PCT. RANK	GAMES	SCHEDULE	OF SCHEDULE	RPI	RPI	RPI	RPI					
DIV. I ONLY		13-38-0	.2549	281	2-8-0	220	245	281	.4112	281	17	17			
DIV. I NON-CONF.		9-25-0	.26471	257	1-1-0	258	277	282	.39883	281	17	17			
<hr/>															
TOTALS	RPI 1-25	RPI 26-50		W-L RECORDS		RPI 51-100		RPI 101-150		RPI 150+					
13-38-0	0-3-0	0-3-0		OVERALL		1-4-0		2-5-0		10-23-0					
6-16-0	0-0-0	0-0-0		HOME		0-3-0		0-2-0		6-11-0					
4-13-0	0-3-0	0-3-0		AWAY		0-0-0		1-1-0		3-6-0					
3-9-0	0-0-0	0-0-0		NEUTRAL		1-1-0		1-2-0		1-6-0					
<hr/>															
9-25-0	0-0-0	0-3-0		NON-CONFERENCE		1-2-0		1-3-0		7-17-0					
4-10-0	0-0-0	0-0-0		HOME		0-1-0		0-2-0		4-7-0					
2-7-0	0-0-0	0-0-		AWAY		0-0-0		0-0-0		2-4-0					
3-8-0	0-0-0	0-0-0		NEUTRAL		1-1-0		1-1-0		1-6-0					
<hr/>															
4-13-0	0-3-0	0-0-0		CONFERENCE		0-2-0		1-2-0		3-6-0					
2-6-0	0-0-0	0-0-0		HOME		0-2-0		0-0-0		2-4-0					
2-6-0	0-3-0	0-0-0		AWAY		0-0-0		1-1-0		1-2-0					
0-1-0	0-0-0	0-0-0		NEUTRAL		0-0-0		0-1-0		0-0-0					
<hr/>															
RPI	S	Opponent	Score	RPI	S	Opponent	Score	RPI	S	Opponent	Score				
20	A	Creighton	1 10	49	A	Virginia	2 7	62	N	Central Mich.	1 9	113	A	St. John's (NY)	5 1
20	A	Creighton	2 8	49	A	Virginia	2 10	62	N	Central Mich.	13 7	113	A	St. John's (NY)	1 3
20	A	Creighton	1 4	49	A	Virginia	3 7	66	H	Xavier	1 6	113	N	St. John's (NY)	6 24
								66	H	Xavier	6 7	142	N	Northeastern	5 2
								73	H	Maryland	2 5	144	H	Navy	1 5
												144	H	Navy	3 14
												147	N	Milwaukee	4 7
												151	A	Army West Point	11 23
												186	H	Seton Hall	6 5
												186	H	Seton Hall	5 7
												186	H	Seton Hall	3 6
												188	H	Penn	5 4
												190	A	Rutgers	4 3
												193	N	Pittsburgh	2 7
												210	H	Lafayette	6 8
												223	N	Western Mich.	2 11
												225	A	Saint Joseph's	0 4
												225	H	Saint Joseph's	8 7
												233	A	Delaware	8 4
												233	A	Delaware	3 5
												235	H	Princeton	4 6
												240	H	Monmouth	5 6
												242	A	Butler	0 1
												242	A	Butler	0 17
												242	A	Butler	8 6
												242	A	Butler	0 1
												245	H	Georgetown	3 1
												245	H	Georgetown	2 4

Non-Div. I Games:

Villanova

Villanova

Average RPI Win:	236	WON-LOST RECORD	WINNING PCT. RANK	LAST 10 GAMES		STRENGTH OF SCHEDULE	OPP. STRENGTH OF SCHEDULE	TEAM RPI	ADJ RPI	CONF. RPI	ADJ CONF. RPI	
Average RPI Loss:	181											
DIV. I ONLY		14-33-0	.29787	270	4-6-0	259	258	282	.40959	282	25	25
DIV. I NON-CONF.		8-14-0	.36364	217	1-1-0	280	268	278	.41506	278	26	26
TOTALS	RPI 1-25		RPI 26-50		W-L RECORDS		RPI 51-100		RPI 101-150		RPI 150+	
14-33-0	0-3-0		0-0-0		OVERALL		0-0-0		0-7-0		14-23-0	
9-8-0	0-0-0		0-0-0		HOME		0-0-0		0-1-0		9-7-0	
4-18-0	0-3-0		0-0-0		AWAY		0-0-0		0-4-0		4-11-0	
1-7-0	0-0-0		0-0-0		NEUTRAL		0-0-0		0-2-0		1-5-0	
8-14-0	0-3-0		0-0-0		NON-CONFERENCE		0-0-0		0-2-0		8-9-0	
5-1-0	0-0-0		0-0-0		HOME		0-0-0		0-0-0		5-1-0	
2-6-0	0-3-0		0-0-		AWAY		0-0-0		0-0-0		2-3-0	
1-7-0	0-0-0		0-0-0		NEUTRAL		0-0-0		0-2-0		1-5-0	
6-19-0	0-0-0		0-0-0		CONFERENCE		0-0-0		0-5-0		6-14-0	
4-7-0	0-0-0		0-0-0		HOME		0-0-0		0-1-0		4-6-0	
2-12-0	0-0-0		0-0-0		AWAY		0-0-0		0-4-0		2-8-0	
0-0-0	0-0-0		0-0-0		NEUTRAL		0-0-0		0-0-0		0-0-0	
RPI S Opponent Score			RPI S Opponent Score			RPI S Opponent Score		RPI S Opponent Score				
22 A NC State 2 8								130 N Radford 1 9				
22 A NC State 8 12								130 N Radford 4 17				
22 A NC State 2 14								144 A Navy 10 11				
								144 A Navy 3 6				
								144 A Navy 2 15				
								144 A Navy 4 9				
								144 H Navy 1 3				
								151 A Army West Point 1 11				
								151 A Army West Point 2 0				
								151 H Army West Point 3 4				
								151 H Army West Point 9 16				
								151 H Army West Point 7 6				
								175 H Binghamton 6 4				
								184 A Holy Cross 8 4				
								184 A Holy Cross 5 6				
								184 H Holy Cross 3 6				
								184 H Holy Cross 3 6				
								184 H Holy Cross 7 13				
								186 N Seton Hall 1 12				
								191 A Penn St. 3 9				
								193 N Pittsburgh 2 8				
					LAST 10 GAMES			210 A Lafayette 5 6				
					273 H Lehigh 6 5		294 A Mt. St. Mary's 7 16	210 A Lafayette 3 11				
					273 H Lehigh 6 5		273 A Lehigh 4 6	210 A Lafayette 5 10				
					210 H Lafayette 6 2		273 A Lehigh 6 7	210 H Lafayette 6 2				
					210 H Lafayette 4 12		273 A Lehigh 3 5	210 H Lafayette 4 12				
					254 H La Salle 9 7		144 H Navy 1 3	225 H Saint Joseph's 4 5				

Non-Div. I Games:

Bucknell

Bucknell

Average RPI Win:	245	WON-LOST	WINNING	LAST 10	STRENGTH OF	OPP. STRENGTH	TEAM	ADJ	CONF.	ADJ CONF.		
Average RPI Loss:	237	RECORD	PCT. RANK	GAMES	SCHEDULE	OF SCHEDULE	RPI	RPI	RPI	RPI		
DIV. I ONLY	13-27-1	.32927	257	4-6-0	267	288	283	.40774	283	30	30	
DIV. I NON-CONF.	1-5-1	.21429	275	0	233	284	288	.39152	288	31	31	
<hr/>												
TOTALS	RPI 1-25	RPI 26-50		W-L RECORDS		RPI 51-100		RPI 101-150		RPI 150+		
13-27-1	0-0-0	0-0-0		OVERALL		0-0-0		0-1-0		13-26-1		
8-11-1	0-0-0	0-0-0		HOME		0-0-0		0-0-0		8-11-1		
4-14-0	0-0-0	0-0-0		AWAY		0-0-0		0-1-0		4-13-0		
1-2-0	0-0-0	0-0-0		NEUTRAL		0-0-0		0-0-0		1-2-0		
1-5-1	0-0-0	0-0-0		NON-CONFERENCE		0-0-0		0-1-0		1-4-1		
1-2-1	0-0-0	0-0-0		HOME		0-0-0		0-0-0		1-2-1		
0-3-0	0-0-0	0-0-		AWAY		0-0-0		0-1-0		0-2-0		
0-0-0	0-0-0	0-0-0		NEUTRAL		0-0-0		0-0-0		0-0-0		
12-22-0	0-0-0	0-0-0		CONFERENCE		0-0-0		0-0-0		12-22-0		
7-9-0	0-0-0	0-0-0		HOME		0-0-0		0-0-0		7-9-0		
4-11-0	0-0-0	0-0-0		AWAY		0-0-0		0-0-0		4-11-0		
1-2-0	0-0-0	0-0-0		NEUTRAL		0-0-0		0-0-0		1-2-0		
RPI	S	Opponent	Score	RPI	S	Opponent	Score	RPI	S	Opponent	Score	
								107	A	Mercer	1	8
								194	A	N.C. A&T	5	6
								194	A	N.C. A&T	10	4
								194	A	N.C. A&T	3	2
								194	H	N.C. A&T	3	8
								194	H	N.C. A&T	1	5
								194	H	N.C. A&T	2	1
								194	N	N.C. A&T	4	5
								195	H	Omaha	3	3
								195	H	Omaha	0	2
								195	H	Omaha	5	4
								232	A	Georgia St.	1	5
								236	A	Florida A&M	3	6
								236	A	Florida A&M	0	10
								236	A	Florida A&M	6	8
								236	H	Florida A&M	5	7
								236	H	Florida A&M	7	11
								236	H	Florida A&M	5	7
								244	A	Charleston So.	3	5
								244	H	Charleston So.	6	7
LAST 10 GAMES								263	A	Norfolk St.	2	5
								263	A	Norfolk St.	7	10
194 N N.C. A&T				4	5	265 H Bethune-Cookman	2	6	263 A Norfolk St.	4	6	
272 N Delaware St.				4	5	194 H N.C. A&T	3	8	265 A Bethune-Cookman	9	10	
268 N Coppin St.				7	3	194 H N.C. A&T	2	1	265 A Bethune-Cookman	0	13	
265 H Bethune-Cookman				5	3	194 H N.C. A&T	1	5	265 A Bethune-Cookman	5	8	
265 H Bethune-Cookman				3	2	269 A N.C. Central	2	12	265 H Bethune-Cookman	2	6	

Non-Div. I Games:

Savannah St.

S
a
v
a
n
n
a
h
s
t
.

S
a
v
a
n
n
a
h
s
t
.

Savannah St.

Average RPI Win: 238		WON-LOST	WINNING	LAST 10	STRENGTH OF		OPP. STRENGTH	TEAM	ADJ	CONF.	ADJ CONF.
Average RPI Loss: 195		RECORD	PCT. RANK	GAMES	SCHEDULE		OF SCHEDULE	RPI	RPI	RPI	RPI
DIV. I ONLY		14-38-0	.26923	277	3-7-0		255	285	284	.40702	284
DIV. I NON-CONF.		6-22-0	.21429	275	0-1-0		154	286	259	.43188	259
TOTALS		RPI 1-25	RPI 26-50		W-L RECORDS		RPI 51-100		RPI 101-150		RPI 150+
14-38-0	0-1-0	0-0-0		OVERALL		0-0-0		1-10-0		13-27-0	
5-13-0	0-0-0	0-0-0		HOME		0-0-0		0-2-0		5-11-0	
8-22-0	0-0-0	0-0-0		AWAY		0-0-0		1-8-0		7-14-0	
1-3-0	0-1-0	0-0-0		NEUTRAL		0-0-0		0-0-0		1-2-0	
6-22-0	0-1-0	0-0-0		NON-CONFERENCE		0-0-0		1-10-0		5-11-0	
1-5-0	0-0-0	0-0-0		HOME		0-0-0		0-2-0		1-3-0	
4-14-0	0-0-0	0-0-		AWAY		0-0-0		1-8-0		3-6-0	
1-3-0	0-1-0	0-0-0		NEUTRAL		0-0-0		0-0-0		1-2-0	
8-16-0	0-0-0	0-0-0		CONFERENCE		0-0-0		0-0-0		8-16-0	
4-8-0	0-0-0	0-0-0		HOME		0-0-0		0-0-0		4-8-0	
4-8-0	0-0-0	0-0-0		AWAY		0-0-0		0-0-0		4-8-0	
0-0-0	0-0-0	0-0-0		NEUTRAL		0-0-0		0-0-0		0-0-0	
RPI S	Opponent	Score		RPI S	Opponent	Score		RPI S	Opponent	Score	
24 N	Indiana St.	0	10					113 A	St. John's (NY)	1	6
								113 H	St. John's (NY)	1	7
								135 A	Fordham	2	9
								135 A	Fordham	1	5
								139 A	Stony Brook	2	4
								139 A	Stony Brook	12	8
								139 H	Stony Brook	7	11
								148 A	UNCW	4	11
								149 A	ETSU	4	14
								149 A	ETSU	3	4
								149 A	ETSU	3	14
								164 H	Quinnipiac	2	3
								164 H	Quinnipiac	3	2
								164 H	Quinnipiac	2	10
								178 N	Marshall	3	8
								178 N	Marshall	8	9
								185 H	Fairfield	0	3
								185 H	Fairfield	1	3
								185 H	Fairfield	4	3
								186 H	Seton Hall	3	14
								186 H	Seton Hall	0	7
								186 H	Seton Hall	5	0
								190 A	Rutgers	3	7
								206 N	Hofstra	4	2
								213 A	Albany (NY)	13	1
								213 H	Albany (NY)	4	5
								218 A	George Washington	7	15
LAST 10 GAMES				299 A	Saint Peter's	7	12	240 H	Monmouth	2	6
				299 A	Saint Peter's	9	4	164 H	Quinnipiac	2	3
				299 A	Saint Peter's	6	4	164 H	Quinnipiac	2	10
				240 H	Monmouth	4	9	164 H	Quinnipiac	3	2
				240 H	Monmouth	1	6	113 A	St. John's (NY)	1	6

Non-Div. I Games:

Iona

I
o
n
a

RPI	S	Opponent	Score	
218	A	George Washington	8	2
218	A	George Washington	2	6
228	A	Manhattan	0	5
228	A	Manhattan	2	5
228	A	Manhattan	4	7
240	H	Monmouth	4	9
240	H	Monmouth	1	6
240	H	Monmouth	2	6
246	A	Siena	2	3
246	A	Siena	7	8
246	A	Siena	1	4
250	A	LIU Brooklyn	8	16
257	A	UNC Asheville	2	9
257	A	UNC Asheville	3	7
280	A	Niagara	9	8
280	A	Niagara	14	0
280	A	Niagara	6	9
285	H	Rider	11	4
285	H	Rider	4	2
285	H	Rider	0	8
291	A	Fairleigh Dickinson	5	3
299	A	Saint Peter's	6	4
299	A	Saint Peter's	9	4
299	A	Saint Peter's	7	12

I
o
n
a

Iona

Average RPI Win:	233	WON-LOST RECORD	WINNING PCT. RANK	LAST 10 GAMES	STRENGTH OF SCHEDULE	OPP. STRENGTH OF SCHEDULE	TEAM RPI	ADJ RPI	CONF. RPI	ADJ CONF. RPI				
Average RPI Loss:	209													
DIV. I ONLY	17-36-0	.32075	261	4-6-0	290	277	285	.40484	285	29	29			
DIV. I NON-CONF.	9-20-0	.31034	240	0-1-0	247	275	257	.43305	257	27	27			
<hr/>														
TOTALS	RPI 1-25	RPI 26-50		W-L RECORDS		RPI 51-100		RPI 101-150		RPI 150+				
17-36-0	0-0-0	0-0-0		OVERALL		0-1-0		0-5-0		17-30-0				
7-10-0	0-0-0	0-0-0		HOME		0-0-0		0-0-0		7-10-0				
7-24-0	0-0-0	0-0-0		AWAY		0-1-0		0-5-0		7-18-0				
3-2-0	0-0-0	0-0-0		NEUTRAL		0-0-0		0-0-0		3-2-0				
<hr/>														
9-20-0	0-0-0	0-0-0		NON-CONFERENCE		0-1-0		0-5-0		9-14-0				
3-2-0	0-0-0	0-0-0		HOME		0-0-0		0-0-0		3-2-0				
3-16-0	0-0-0	0-0-		AWAY		0-1-0		0-5-0		3-10-0				
3-2-0	0-0-0	0-0-0		NEUTRAL		0-0-0		0-0-0		3-2-0				
<hr/>														
8-16-0	0-0-0	0-0-0		CONFERENCE		0-0-0		0-0-0		8-16-0				
4-8-0	0-0-0	0-0-0		HOME		0-0-0		0-0-0		4-8-0				
4-8-0	0-0-0	0-0-0		AWAY		0-0-0		0-0-0		4-8-0				
0-0-0	0-0-0	0-0-0		NEUTRAL		0-0-0		0-0-0		0-0-0				
<hr/>														
RPI S	Opponent	Score	RPI S	Opponent	Score	RPI S	Opponent	Score	RPI S	Opponent	Score			
						63 A	Saint Mary's (CA)	2 5	105 A	Sacramento St.	3 6			
						105 A	Sacramento St.	0 7						
						105 A	Sacramento St.	4 5						
						125 A	San Francisco	0 5						
						125 A	San Francisco	4 5						
						160 H	Marist	9 2						
						160 H	Marist	5 1						
						160 H	Marist	1 3						
						162 A	Richmond	1 6						
						162 A	Richmond	1 10						
						162 A	Richmond	6 3						
						164 A	Quinnipiac	9 16						
						164 A	Quinnipiac	1 7						
						164 A	Quinnipiac	4 15						
						186 H	Seton Hall	11 8						
						190 A	Rutgers	4 5						
						210 H	Lafayette	0 15						
						216 N	UC Riverside	5 1						
						216 N	UC Riverside	4 2						
						224 H	NJIT	16 10						
						225 H	Saint Joseph's	7 13						
						LAST 10 GAMES						228 H	Manhattan	4 11
						240 A	Monmouth	5 6	160 H	Marist	9 2	228 H	Manhattan	3 6
						240 A	Monmouth	5 3	228 H	Manhattan	5 3	228 H	Manhattan	5 3
						240 A	Monmouth	0 12	228 H	Manhattan	3 6	233 A	Delaware	1 6
160 H	Marist	1 3	228 H	Manhattan	4 11	235 A	Princeton	0 11						
160 H	Marist	5 1	190 A	Rutgers	4 5	240 A	Monmouth	5 3						

Non-Div. I Games:

Rider

RPI	S	Opponent	Score	
240	A	Monmouth	5	6
240	A	Monmouth	0	12
242	N	Butler	3	14
242	N	Butler	2	9
242	N	Butler	9	4
245	A	Georgetown	7	12
245	A	Georgetown	9	10
246	H	Siena	8	9
246	H	Siena	2	7
246	H	Siena	4	13
248	A	Wagner	1	9
250	H	LIU Brooklyn	6	5
254	A	La Salle	0	3
254	A	La Salle	5	7
254	A	La Salle	7	6
254	A	La Salle	12	11
280	H	Niagara	13	5
280	H	Niagara	9	12
280	H	Niagara	0	1
284	A	Iona	4	11
284	A	Iona	2	4
284	A	Iona	8	0
299	A	Saint Peter's	6	7
299	A	Saint Peter's	14	3
299	A	Saint Peter's	7	0

Rider

R
i
d
e
r

R
i
d
e
r

Non-Div. I Games:	Colorado St.-Pueblo	17	7	MSU Denver	2	15	MSU Denver	6	17	Northern Colo.
-------------------	---------------------	----	---	------------	---	----	------------	---	----	----------------

RPI	S	Opponent	Score	
239	A	UC Davis	2	11
239	A	UC Davis	0	12
262	H	North Dakota St.	5	11
262	H	North Dakota St.	3	1
262	H	North Dakota St.	7	6
266	H	Utah Valley	11	10
266	H	Utah Valley	6	9
266	H	Utah Valley	4	5
277	H	Seattle U	12	6
277	H	Seattle U	2	5
277	H	Seattle U	10	4
288	H	Chicago St.	5	6
288	H	Chicago St.	15	9
288	H	Chicago St.	8	5

Northern Colo.

N
o
r
t
h
e
r
n
C
o
l
o
.

N
o
r
t
h
e
r
n
C
o
l
o
.

Average RPI Win: 207		WON-LOST	WINNING	LAST 10	STRENGTH OF		OPP. STRENGTH	TEAM	ADJ	CONF.	ADJ CONF.
Average RPI Loss: 165		RECORD	PCT. RANK	GAMES	SCHEDULE		OF SCHEDULE	RPI	RPI	RPI	RPI
DIV. I ONLY		9-43-1	.17925	296	0-10-0		230	232	287	.39458	287
DIV. I NON-CONF.		3-22-1	.13462	291	0-1-0		250	191	287	.39306	287
TOTALS		RPI 1-25	RPI 26-50		W-L RECORDS		RPI 51-100		RPI 101-150		RPI 150+
9-43-1	0-1-0	0-0-0		OVERALL		0-6-0		3-9-0		6-27-1	
5-12-0	0-0-0	0-0-0		HOME		0-3-0		0-4-0		5-5-0	
3-25-0	0-1-0	0-0-0		AWAY		0-3-0		2-2-0		1-19-0	
1-6-1	0-0-0	0-0-0		NEUTRAL		0-0-0		1-3-0		0-3-1	
3-22-1	0-1-0	0-0-0		NON-CONFERENCE		0-3-0		2-4-0		1-14-1	
0-2-0	0-0-0	0-0-0		HOME		0-0-0		0-1-0		0-1-0	
2-14-0	0-1-0	0-0-0		AWAY		0-3-0		1-0-0		1-10-0	
1-6-1	0-0-0	0-0-0		NEUTRAL		0-0-0		1-3-0		0-3-1	
6-21-0	0-0-0	0-0-0		CONFERENCE		0-3-0		1-5-0		5-13-0	
5-10-0	0-0-0	0-0-0		HOME		0-3-0		0-3-0		5-4-0	
1-11-0	0-0-0	0-0-0		AWAY		0-0-0		1-2-0		0-9-0	
0-0-0	0-0-0	0-0-0		NEUTRAL		0-0-0		0-0-0		0-0-0	
RPI S	Opponent	Score		RPI S	Opponent	Score		RPI S	Opponent	Score	
19 A	Michigan	1	10					55 A	TCU	2	12
								55 A	TCU	4	16
								55 A	TCU	1	12
								62 H	Central Mich.	1	11
								62 H	Central Mich.	1	3
								62 H	Central Mich.	7	8
								101 N	Notre Dame	4	2
								101 N	Notre Dame	3	11
								108 N	Incarnate Word	3	8
								108 N	Incarnate Word	0	4
								116 A	Ball St.	5	11
								116 A	Ball St.	2	3
								116 A	Ball St.	7	5
								141 A	Dayton	10	2
								141 H	Dayton	1	4
								143 H	Kent St.	7	9
								143 H	Kent St.	4	5
								143 H	Kent St.	0	4
								154 A	Miami (OH)	6	7
								154 A	Miami (OH)	3	13
								154 A	Miami (OH)	6	7
								159 A	A&M-Corpus Christi	2	7
								159 A	A&M-Corpus Christi	2	8
								159 A	A&M-Corpus Christi	4	12
								170 A	Michigan St.	3	5
								178 A	Marshall	3	10
								178 A	Marshall	5	8
								178 A	Marshall	1	6
								178 A	Marshall	3	25
								200 A	Abilene Christian	6	5
								219 H	Ohio	3	6
								219 H	Ohio	2	8
								219 H	Ohio	1	6
LAST 10 GAMES								62 H	Central Mich.	1	11
								19 A	Michigan	1	10
								223 A	Western Mich.	6	7
								223 A	Western Mich.	2	12
								223 A	Western Mich.	2	4
143 H	Kent St.	0	4	62 H	Central Mich.	1	11				
143 H	Kent St.	4	5	19 A	Michigan	1	10				
143 H	Kent St.	7	9	223 A	Western Mich.	6	7				
62 H	Central Mich.	7	8	223 A	Western Mich.	2	12				
62 H	Central Mich.	1	3	223 A	Western Mich.	2	4				

Non-Div. I Games: Northwestern Ohio 13 3 Concordia (MI) 11 6

Eastern Mich.

RPI	S	Opponent	Score	
223	A	Western Mich.	2	12
223	A	Western Mich.	6	7
223	A	Western Mich.	2	4
224	N	NJIT	9	10
224	N	NJIT	9	9
224	N	NJIT	4	5
224	N	NJIT	4	10
226	A	Northern Ill.	3	6
226	A	Northern Ill.	4	9
226	A	Northern Ill.	3	4
252	H	Toledo	5	3
252	H	Toledo	6	5
252	H	Toledo	6	5
271	A	Oakland	9	10
271	H	Oakland	8	14
275	H	Bowling Green	4	7
275	H	Bowling Green	3	1
275	H	Bowling Green	4	0
278	A	Youngstown St.	4	10

Eastern Mich.

E
a
s
t
e
r
n
M
i
c
h
.

E
a
s
t
e
r
n
M
i
c
h
.

Average RPI Win:	231	WON-LOST	WINNING	LAST 10	STRENGTH OF	OPP. STRENGTH	TEAM	ADJ	CONF.	ADJ CONF.				
Average RPI Loss:	176	RECORD	PCT. RANK	GAMES	SCHEDULE	OF SCHEDULE	RPI	RPI	RPI	RPI				
DIV. I ONLY		10-41-0	.19608	293	0-10-0	264	237	288	.39454	288	24	24		
DIV. I NON-CONF.		5-19-0	.20833	280	0-2-0	282	253	289	.38784	289	25	25		
<hr/>														
TOTALS	RPI 1-25	RPI 26-50		W-L RECORDS		RPI 51-100		RPI 101-150		RPI 150+				
10-41-0	0-0-0	0-0-0		OVERALL		0-0-0		2-17-0		8-24-0				
2-13-0	0-0-0	0-0-0		HOME		0-0-0		1-9-0		1-4-0				
5-26-0	0-0-0	0-0-0		AWAY		0-0-0		1-8-0		4-18-0				
3-2-0	0-0-0	0-0-0		NEUTRAL		0-0-0		0-0-0		3-2-0				
<hr/>														
5-19-0	0-0-0	0-0-0		NON-CONFERENCE		0-0-0		0-4-0		5-15-0				
1-2-0	0-0-0	0-0-0		HOME		0-0-0		0-1-0		1-1-0				
1-15-0	0-0-0	0-0-		AWAY		0-0-0		0-3-0		1-12-0				
3-2-0	0-0-0	0-0-0		NEUTRAL		0-0-0		0-0-0		3-2-0				
<hr/>														
5-22-0	0-0-0	0-0-0		CONFERENCE		0-0-0		2-13-0		3-9-0				
1-11-0	0-0-0	0-0-0		HOME		0-0-0		1-8-0		0-3-0				
4-11-0	0-0-0	0-0-0		AWAY		0-0-0		1-5-0		3-6-0				
0-0-0	0-0-0	0-0-0		NEUTRAL		0-0-0		0-0-0		0-0-0				
<hr/>														
RPI	S	Opponent	Score	RPI	S	Opponent	Score	RPI	S	Opponent	Score			
								101	A	Notre Dame	3	6		
								105	H	Sacramento St.	3	13		
								105	H	Sacramento St.	5	7		
								105	H	Sacramento St.	1	10		
								106	A	Iowa	4	5		
								110	H	Grand Canyon	0	3		
								110	H	Grand Canyon	0	7		
								110	H	Grand Canyon	1	10		
								111	H	New Mexico St.	7	3		
								111	H	New Mexico St.	2	9		
								111	H	New Mexico St.	0	12		
								114	A	UTRGV	1	0		
								114	A	UTRGV	4	5		
								114	A	UTRGV	1	8		
								120	A	Northwestern	6	11		
								120	H	Northwestern	1	13		
								124	A	California Baptist	3	9		
								124	A	California Baptist	3	10		
								124	A	California Baptist	2	13		
								155	A	Pacific	3	9		
155	A	Pacific	1	4										
155	A	Pacific	2	7										
LAST 10 GAMES								155	A	Pacific	2	7		
231	H	CSU Bakersfield	1	7	124	A	California Baptist	3	10	158	A	New Orleans	8	16
231	H	CSU Bakersfield	2	8	124	A	California Baptist	2	13	179	A	Eastern Ill.	3	6
231	H	CSU Bakersfield	3	4	179	H	Eastern Ill.	3	8	179	H	Eastern Ill.	3	8
256	A	Valparaiso	3	4	277	A	Seattle U	9	13	187	A	UIC	1	5
124	A	California Baptist	3	9	277	A	Seattle U	4	5	187	A	UIC	8	4

Non-Div. I Games:

Chicago St.

RPI	S	Opponent	Score	
187	A	UIC	1	7
190	N	Rutgers	2	6
205	A	Saint Louis	5	7
205	A	Saint Louis	3	8
205	A	Saint Louis	3	7
216	A	Purdue	1	10
226	H	Northern Ill.	10	8
231	H	CSU Bakersfield	2	8
231	H	CSU Bakersfield	3	4
231	H	CSU Bakersfield	1	7
256	A	Valparaiso	3	4
266	A	Utah Valley	6	16
266	A	Utah Valley	7	6
266	A	Utah Valley	5	3
277	A	Seattle U	3	12
277	A	Seattle U	9	13
277	A	Seattle U	4	5
281	N	Villanova	13	9
281	N	Villanova	12	11
286	A	Northern Colo.	6	5
286	A	Northern Colo.	5	8
286	A	Northern Colo.	9	15
294	N	Mt. St. Mary's	5	3
294	N	Mt. St. Mary's	3	9

Chicago St.

C
h
i
c
a
g
o
s
t
.

C
h
i
c
a
g
o
s
t
.

Longwood

Longwood

RPI	S	Opponent	Score	
243	A	Hawaii	3	9
243	A	Hawaii	1	9
243	A	Hawaii	4	5
243	A	Hawaii	4	8
244	H	Charleston So.	7	6
244	H	Charleston So.	3	2
244	H	Charleston So.	3	16
251	H	VMI	7	14
257	A	UNC Asheville	8	11
257	A	UNC Asheville	3	14
257	A	UNC Asheville	8	11
260	A	George Mason	3	4
260	H	George Mason	3	4
263	A	Norfolk St.	5	3
263	H	Norfolk St.	4	10
269	A	N.C. Central	6	9
296	H	UMES	0	3
296	H	UMES	4	2
296	H	UMES	4	3
296	H	UMES	6	1

Longwood

L
o
n
g
w
o
o
d

L
o
n
g
w
o
o
d

RPI	S	Opponent	Score	
295	A	Alcorn	9	10
295	A	Alcorn	4	8
295	H	Alcorn	7	5
295	H	Alcorn	1	4
295	H	Alcorn	11	2
297	A	Mississippi Val.	1	0
297	A	Mississippi Val.	9	5
297	A	Mississippi Val.	1	0
297	H	Mississippi Val.	6	0
297	H	Mississippi Val.	6	2
297	H	Mississippi Val.	11	6
298	H	Purdue Fort Wayne	5	6
298	H	Purdue Fort Wayne	4	5
298	H	Purdue Fort Wayne	8	9
298	H	Purdue Fort Wayne	2	10

Alabama A&M

A
l
a
b
a
m
a
A
&
M

A
l
a
b
a
m
a
A
&
M

Average RPI Win: 251		WON-LOST RECORD		WINNING PCT. RANK		LAST 10 GAMES		STRENGTH OF SCHEDULE		OPP. STRENGTH OF SCHEDULE		TEAM RPI		ADJ RPI		CONF. RPI		ADJ CONF. RPI	
DIV. I ONLY		15-37-1		.29245 273		3-7-0		292		286		292		.38198 291		28		28	
DIV. I NON-CONF.		6-22-1		.22414 271		0-1-0		286		290		297		.3637 297		29		29	
TOTALS		RPI 1-25		RPI 26-50		W-L RECORDS		RPI 51-100		RPI 101-150		RPI 150+							
15-37-1		0-0-0		0-0-0		OVERALL		0-3-0		1-3-1		14-31-0							
10-16-1		0-0-0		0-0-0		HOME		0-0-0		1-1-1		9-15-0							
4-19-0		0-0-0		0-0-0		AWAY		0-3-0		0-2-0		4-14-0							
1-2-0		0-0-0		0-0-0		NEUTRAL		0-0-0		0-0-0		1-2-0							
6-22-1		0-0-0		0-0-0		NON-CONFERENCE		0-0-0		1-3-1		5-19-0							
5-9-1		0-0-0		0-0-0		HOME		0-0-0		1-1-1		4-8-0							
0-11-0		0-0-0		0-0-		AWAY		0-0-0		0-2-0		0-9-0							
1-2-0		0-0-0		0-0-0		NEUTRAL		0-0-0		0-0-0		1-2-0							
9-15-0		0-0-0		0-0-0		CONFERENCE		0-3-0		0-0-0		9-12-0							
5-7-0		0-0-0		0-0-0		HOME		0-0-0		0-0-0		5-7-0							
4-8-0		0-0-0		0-0-0		AWAY		0-3-0		0-0-0		4-5-0							
0-0-0		0-0-0		0-0-0		NEUTRAL		0-0-0		0-0-0		0-0-0							
RPI	S	Opponent	Score	RPI	S	Opponent	Score	RPI	S	Opponent	Score	RPI	S	Opponent	Score				
							87 A Bryant	11	12	113 A St. John's (NY)	4	11							
							87 A Bryant	6	19	113 H St. John's (NY)	5	4							
							87 A Bryant	0	13	124 A California Baptist	1	5							
										135 H Fordham	10	22							
										141 H Dayton	3	3							
										151 N Army West Point	10	5							
										177 A Central Conn. St.	3	17							
										177 A Central Conn. St.	4	8							
										177 A Central Conn. St.	5	8							
										186 H Seton Hall	6	5							
										186 H Seton Hall	5	10							
										186 H Seton Hall	1	8							
										188 A Penn	5	18							
										188 A Penn	4	8							
										188 H Penn	5	8							
										188 H Penn	2	16							
										213 A Albany (NY)	2	8							
										228 H Manhattan	2	12							
										231 A CSU Bakersfield	2	12							
										231 A CSU Bakersfield	4	5							
										231 A CSU Bakersfield	2	17							
										231 A CSU Bakersfield	4	9							
						LAST 10 GAMES													
						248 H Wagner	3	10	177 A Central Conn. St.	3	17	247 A Sacred Heart	8	6					
						248 H Wagner	5	14	228 H Manhattan	2	12	247 A Sacred Heart	7	3					
						248 H Wagner	2	10	247 A Sacred Heart	13	3	247 A Sacred Heart	13	3					
						177 A Central Conn. St.	4	8	247 A Sacred Heart	7	3	247 H Sacred Heart	6	5					
						177 A Central Conn. St.	5	8	247 A Sacred Heart	8	6	247 H Sacred Heart	6	13					

Non-Div. I Games:

Fairleigh Dickinson

RPI	S	Opponent	Score	
247	H	Sacred Heart	5	12
248	H	Wagner	5	14
248	H	Wagner	3	10
248	H	Wagner	2	10
250	H	LIU Brooklyn	8	13
250	H	LIU Brooklyn	3	5
250	H	LIU Brooklyn	17	2
254	A	La Salle	9	19
261	N	Dartmouth	3	4
261	N	Dartmouth	1	6
273	A	Lehigh	3	8
273	H	Lehigh	6	20
284	H	Iona	3	5
294	A	Mt. St. Mary's	12	9
294	A	Mt. St. Mary's	7	15
294	A	Mt. St. Mary's	3	11
294	H	Mt. St. Mary's	11	10
294	H	Mt. St. Mary's	14	7
294	H	Mt. St. Mary's	14	8
299	H	Saint Peter's	18	8
299	H	Saint Peter's	6	0
299	H	Saint Peter's	1	5
299	H	Saint Peter's	9	1

Fairleigh Dickinson

F
a
i
r
l
e
i
g
h
D
i
c
k
i
n
s
o
n

F
a
i
r
l
e
i
g
h
D
i
c
k
i
n
s
o
n

Average RPI Win:		253	WON-LOST RECORD		WINNING PCT. RANK		LAST 10 GAMES		STRENGTH OF SCHEDULE		OPP. STRENGTH OF SCHEDULE		TEAM RPI		ADJ RPI		CONF. RPI		ADJ CONF. RPI	
DIV. I ONLY			8-42-0		.16 297		2-8-0		272		269		293		.37872 292		31		31	
DIV. I NON-CONF.			3-18-0		.14286 290		1-4-0		116		91		263		.42894 263		30		30	
TOTALS		RPI 1-25		RPI 26-50		W-L RECORDS		RPI 51-100		RPI 101-150		RPI 150+								
8-42-0		0-4-0		0-1-0		OVERALL		0-2-0		0-6-0		8-29-0								
2-12-0		0-0-0		0-0-0		HOME		0-0-0		0-1-0		2-11-0								
5-26-0		0-4-0		0-1-0		AWAY		0-2-0		0-5-0		5-14-0								
1-4-0		0-0-0		0-0-0		NEUTRAL		0-0-0		0-0-0		1-4-0								
3-18-0		0-4-0		0-1-0		NON-CONFERENCE		0-2-0		0-6-0		3-5-0								
1-3-0		0-0-0		0-0-0		HOME		0-0-0		0-1-0		1-2-0								
1-15-0		0-4-0		0-0-		AWAY		0-2-0		0-5-0		1-3-0								
1-0-0		0-0-0		0-0-0		NEUTRAL		0-0-0		0-0-0		1-0-0								
5-24-0		0-0-0		0-0-0		CONFERENCE		0-0-0		0-0-0		5-24-0								
1-9-0		0-0-0		0-0-0		HOME		0-0-0		0-0-0		1-9-0								
4-11-0		0-0-0		0-0-0		AWAY		0-0-0		0-0-0		4-11-0								
0-4-0		0-0-0		0-0-0		NEUTRAL		0-0-0		0-0-0		0-4-0								
RPI	S	Opponent		Score		RPI	S	Opponent		Score		RPI	S	Opponent		Score				
3	A	Mississippi St.		1	14	46	A	Oklahoma		0	8	94	A	UT Arlington		2	10			
9	A	Arkansas		4	16							96	A	Little Rock		3	12			
17	A	Ole Miss		0	25									Incarnate Word		3	9			
17	A	Ole Miss		2	12									Incarnate Word		11	15			
														Incarnate Word		1	12			
														Central Ark.		1	8			
														Central Ark.		3	13			
														Memphis		10	11			
														SFA		6	4			
														SFA		2	4			
														Abilene Christian		7	9			
														Abilene Christian		4	5			
														Abilene Christian		7	16			
														Southern U.		13	16			
														Southern U.		4	16			
														Southern U.		4	9			
														Southern U.		4	10			
														Southern U.		2	21			
														Southern U.		7	11			
														Grambling		4	5			
														Grambling		0	11			
														Grambling		1	4			
														Grambling		2	19			
														Grambling		11	14			
														Grambling		8	10			
														Florida A&M		11	1			
														North Ala.		11	9			
														North Ala.		3	11			
														North Ala.		3	11			
														Texas Southern		3	13			

Non-Div. I Games:

Ark.-Pine Bluff

RPI	S	Opponent	Score	
249	A	Texas Southern	6	4
249	A	Texas Southern	1	11
249	H	Texas Southern	14	2
249	H	Texas Southern	3	6
249	H	Texas Southern	6	9
264	N	Alabama St.	12	23
267	N	Jackson St.	4	14
290	A	Alabama A&M	2	6
290	A	Alabama A&M	13	12
290	A	Alabama A&M	7	3
293	A	Prairie View	2	9
293	A	Prairie View	17	2
293	A	Prairie View	7	9
293	H	Prairie View	8	11
293	H	Prairie View	3	4
295	N	Alcorn	9	10

Ark.-Pine Bluff

A
r
k
.
-
P
i
n
e
B
l
u
f
f

A
r
k
.
-
P
i
n
e
B
l
u
f
f

Average RPI Win: 264		WON-LOST	WINNING	LAST 10	STRENGTH OF		OPP. STRENGTH	TEAM	ADJ	CONF.	ADJ CONF.
Average RPI Loss: 199		RECORD	PCT. RANK	GAMES	SCHEDULE		OF SCHEDULE	RPI	RPI	RPI	RPI
DIV. I ONLY		12-33-0	.26667	279	2-8-0		281	287	291	.37501	293
DIV. I NON-CONF.		0-14-0	0	298	0-2-0		109	182	291	.3745	295
TOTALS		RPI 1-25	RPI 26-50		W-L RECORDS		RPI 51-100		RPI 101-150		RPI 150+
12-33-0	0-1-0	0-0-0		OVERALL		0-3-0		0-3-0		12-26-0	
6-12-0	0-0-0	0-0-0		HOME		0-0-0		0-1-0		6-11-0	
4-15-0	0-1-0	0-0-0		AWAY		0-1-0		0-2-0		4-11-0	
2-6-0	0-0-0	0-0-0		NEUTRAL		0-2-0		0-0-0		2-4-0	
0-14-0	0-1-0	0-0-0		NON-CONFERENCE		0-3-0		0-3-0		0-7-0	
0-3-0	0-0-0	0-0-0		HOME		0-0-0		0-1-0		0-2-0	
0-8-0	0-1-0	0-0-		AWAY		0-1-0		0-2-0		0-4-0	
0-3-0	0-0-0	0-0-0		NEUTRAL		0-2-0		0-0-0		0-1-0	
12-19-0	0-0-0	0-0-0		CONFERENCE		0-0-0		0-0-0		12-19-0	
6-9-0	0-0-0	0-0-0		HOME		0-0-0		0-0-0		6-9-0	
4-7-0	0-0-0	0-0-0		AWAY		0-0-0		0-0-0		4-7-0	
2-3-0	0-0-0	0-0-0		NEUTRAL		0-0-0		0-0-0		2-3-0	
RPI S	Opponent	Score		RPI S	Opponent	Score		RPI S	Opponent	Score	
18 A	Texas A&M	1	9					62 N	Central Mich.	2	15
								62 N	Central Mich.	3	12
								90 A	McNeese	1	4
								108 A	Incarnate Word	3	16
								108 H	Incarnate Word	3	14
								140 A	Rice	5	25
								159 A	A&M-Corpus Christi	5	8
								159 H	A&M-Corpus Christi	9	17
								176 H	SFA	5	8
								196 N	Eastern Ky.	1	11
								204 A	Southern U.	4	26
								204 A	Southern U.	5	8
								204 A	Southern U.	10	6
								204 H	Southern U.	12	2
								204 H	Southern U.	4	6
								204 H	Southern U.	8	12
								214 A	Lamar University	6	7
								220 A	Houston Baptist	5	21
								220 A	Houston Baptist	3	10
								230 A	Grambling	4	8
								230 A	Grambling	10	7
								230 A	Grambling	4	7
								230 H	Grambling	11	13
								230 H	Grambling	1	9
								230 H	Grambling	18	15
								230 N	Grambling	8	9
								249 A	Texas Southern	4	10
								249 A	Texas Southern	3	14
								249 A	Texas Southern	0	7
								249 A	Texas Southern	3	14
								249 H	Texas Southern	5	3
Non-Div. I Games:		Huston-Tillotson	9	3	Texas Col.	13	12	Jarvis Christian	4	10	
		Jarvis Christian	14	7	Houston-Victoria	10	9	Houston-Victoria	4	7	
										Texas Col.	9
										Huston-Tillotson	12

RPI	S	Opponent	Score	
249	H	Texas Southern	2	34
249	H	Texas Southern	5	7
264	N	Alabama St.	9	10
264	N	Alabama St.	4	11
292	A	Ark.-Pine Bluff	11	8
292	A	Ark.-Pine Bluff	4	3
292	H	Ark.-Pine Bluff	9	7
292	H	Ark.-Pine Bluff	2	17
292	H	Ark.-Pine Bluff	9	2
295	H	Alcorn	12	6
295	H	Alcorn	1	12
295	H	Alcorn	9	11
295	N	Alcorn	10	3
295	N	Alcorn	4	1

Prairie View

P
r
a
i
r
i
e
V
i
e
w

P
r
a
i
r
i
e
V
i
e
w

[illegible]

Non-Div. I Games:

Mt. St. Mary's

RPI	S	Opponent	Score	
273	N	Lehigh	4	9
273	N	Lehigh	8	6
273	N	Lehigh	5	10
274	N	St. Bonaventure	2	6
274	N	St. Bonaventure	5	4
281	N	Villanova	19	16
282	H	Bucknell	16	7
288	N	Chicago St.	3	5
288	N	Chicago St.	9	3
291	A	Fairleigh Dickinson	10	11
291	A	Fairleigh Dickinson	8	14
291	A	Fairleigh Dickinson	7	14
291	H	Fairleigh Dickinson	9	12
291	H	Fairleigh Dickinson	15	7
291	H	Fairleigh Dickinson	11	3
296	A	UMES	6	7
296	A	UMES	16	5
296	H	UMES	3	4
296	H	UMES	12	15

Mt. St. Mary's

M
t
.
S
t
.
M
a
r
y
'
s

M
t
.
S
t
.
M
a
r
y
'
s

Average RPI Win:	279	WON-LOST RECORD	WINNING PCT. RANK	LAST 10 GAMES	STRENGTH OF SCHEDULE	OPP. STRENGTH OF SCHEDULE	TEAM RPI	ADJ RPI	CONF. RPI	ADJ CONF. RPI	
Average RPI Loss:	244										
DIV. I ONLY	12-31-0	.27907	276	3-7-0	299	298	295	.3693	295	31	31
DIV. I NON-CONF.	2-7-0	.22222	272	0-1-0	223	240	246	.44348	246	30	30
<hr/>											
TOTALS	RPI 1-25	RPI 26-50		W-L RECORDS	RPI 51-100		RPI 101-150		RPI 150+		
12-31-0	0-0-0	0-0-0		OVERALL	0-2-0		0-1-0		12-28-0		
3-8-0	0-0-0	0-0-0		HOME	0-0-0		0-0-0		3-8-0		
8-19-0	0-0-0	0-0-0		AWAY	0-2-0		0-1-0		8-16-0		
1-4-0	0-0-0	0-0-0		NEUTRAL	0-0-0		0-0-0		1-4-0		
<hr/>											
2-7-0	0-0-0	0-0-0		NON-CONFERENCE	0-2-0		0-1-0		2-4-0		
0-0-0	0-0-0	0-0-0		HOME	0-0-0		0-0-0		0-0-0		
2-7-0	0-0-0	0-0-		AWAY	0-2-0		0-1-0		2-4-0		
0-0-0	0-0-0	0-0-0		NEUTRAL	0-0-0		0-0-0		0-0-0		
<hr/>											
10-24-0	0-0-0	0-0-0		CONFERENCE	0-0-0		0-0-0		10-24-0		
3-8-0	0-0-0	0-0-0		HOME	0-0-0		0-0-0		3-8-0		
6-12-0	0-0-0	0-0-0		AWAY	0-0-0		0-0-0		6-12-0		
1-4-0	0-0-0	0-0-0		NEUTRAL	0-0-0		0-0-0		1-4-0		
<hr/>											
RPI	S	Opponent	Score	RPI	S	Opponent	Score	RPI	S	Opponent	Score
				84 A Southeastern La. 3 13				136 A La.-Monroe 4 11			
				90 A McNeese 1 8				192 A Nicholls St. 5 25			
								192 A Nicholls St. 1 10			
								204 A Southern U. 1 11			
								204 N Southern U. 9 12			
								230 A Grambling 7 8			
								230 H Grambling 7 14			
								230 N Grambling 4 14			
								236 A Florida A&M 7 8			
								236 A Florida A&M 5 4			
								236 A Florida A&M 8 7			
								236 A Florida A&M 7 11			
								264 A Alabama St. 15 23			
								264 A Alabama St. 2 21			
								264 A Alabama St. 6 14			
								264 A Alabama St. 1 13			
								264 H Alabama St. 5 10			
								264 H Alabama St. 6 10			
								267 A Jackson St. 18 4			
								267 A Jackson St. 1 13			
				267 A Jackson St. 4 9							
				267 H Jackson St. 5 2							
				267 H Jackson St. 8 16							
				267 H Jackson St. 6 13							
				290 A Alabama A&M 2 11							
				290 A Alabama A&M 4 1							
				290 A Alabama A&M 5 7							
				290 A Alabama A&M 5 7							
				290 A Alabama A&M 5 7							
				290 A Alabama A&M 5 7							
				290 A Alabama A&M 5 7							
				290 A Alabama A&M 5 7							
				290 A Alabama A&M 5 7							
				290 A Alabama A&M 5 7							
				290 A Alabama A&M 5 7							
				290 A Alabama A&M 5 7							
				290 A Alabama A&M 5 7							
				290 A Alabama A&M 5 7							
				290 A Alabama A&M 5 7							
				290 A Alabama A&M 5 7							
				290 A Alabama A&M 5 7							
				290 A Alabama A&M 5 7							
				290 A Alabama A&M 5 7							
				290 A Alabama A&M 5 7							
				290 A Alabama A&M 5 7							
				290 A Alabama A&M 5 7							
				290 A Alabama A&M 5 7							
				290 A Alabama A&M 5 7							
				290 A Alabama A&M 5 7							
				290 A Alabama A&M 5 7							
				290 A Alabama A&M 5 7							
				290 A Alabama A&M 5 7							
				290 A Alabama A&M 5 7							
				290 A Alabama A&M 5 7							
				290 A Alabama A&M 5 7							
				290 A Alabama A&M 5 7							
				290 A Alabama A&M 5 7							
				290 A Alabama A&M 5 7							
				290 A Alabama A&M 5 7							
				290 A Alabama A&M 5 7							
				290 A Alabama A&M 5 7							
				290 A Alabama A&M 5 7							
				290 A Alabama A&M 5 7							
				290 A Alabama A&M 5 7							
				290 A Alabama A&M 5 7							
				290 A Alabama A&M 5 7							
				290 A Alabama A&M 5 7							
				290 A Alabama A&M 5 7							
				290 A Alabama A&M 5 7							
				290 A Alabama A&M 5 7							
				290 A Alabama A&M 5 7							
				290 A Alabama A&M 5 7							
				290 A Alabama A&M 5 7							
				290 A Alabama A&M 5 7							
				290 A Alabama A&M 5 7							
				290 A Alabama A&M 5 7							
				290 A Alabama A&M 5 7							
				290 A Alabama A&M 5 7							
				290 A Alabama A&M 5 7							
				290 A Alabama A&M 5 7							
				290 A Alabama A&M 5 7							
				290 A Alabama A&M 5 7							
				290 A Alabama A&M 5 7							
				290 A Alabama A&M 5 7							
				290 A Alabama A&M 5 7							
				290 A Alabama A&M 5 7							
				290 A Alabama A&M 5 7							
				290 A Alabama A&M 5 7							
				290 A Alabama A&M 5 7							
				290 A Alabama A&M 5 7							
				290 A Alabama A&M 5 7							
				290 A Alabama A&M 5 7							
				290 A Alabama A&M 5 7							
				290 A Alabama A&M 5 7							
				290 A Alabama A&M 5 7							
				290 A Alabama A&M 5 7							
				290 A Alabama A&M 5 7							
				290 A Alabama A&M 5 7							
				290 A Alabama A&M 5 7							
				290 A Alabama A&M 5 7							
				290 A Alabama A&M 5 7							
				290 A Alabama A&M 5 7							
				290 A Alabama A&M 5 7							
				290 A Alabama A&M 5 7							
				290 A Alabama A&M 5 7							
				290 A Alabama A&M 5 7							
				290 A Alabama A&M 5 7							
				290 A Alabama A&M 5 7							
				290 A Alabama A&M 5 7							
				290 A Alabama A&M 5 7							
				290 A Alabama A&M 5 7							
				290 A Alabama A&M 5 7							
				290 A Alabama A&M 5 7							
				290 A Alabama A&M 5 7							
				290 A Alabama A&M 5 7							
				290 A Alabama A&M 5 7							
				290 A Alabama A&M 5 7							
				290 A Alabama A&M 5 7							
				290 A Alabama A&M 5 7							
				290 A Alabama A&M 5 7							
				290 A Alabama A&							

Non-Div. I Games: Tougaloo 12 4 Tougaloo 6 4

Alcorn

RPI	S	Opponent	Score	
290	H	Alabama A&M	8	4
290	H	Alabama A&M	10	9
292	N	Ark.-Pine Bluff	10	9
293	A	Prairie View	6	12
293	A	Prairie View	11	9
293	A	Prairie View	12	1
293	N	Prairie View	3	10
293	N	Prairie View	1	4
297	A	Mississippi Val.	7	6
297	A	Mississippi Val.	2	3
297	A	Mississippi Val.	14	12
297	H	Mississippi Val.	5	15
297	H	Mississippi Val.	2	9
297	H	Mississippi Val.	2	14

Alcorn

A
l
c
o
r
n

A
l
c
o
r
n

Average RPI Win: 265		WON-LOST RECORD	WINNING PCT. RANK		LAST 10 GAMES	STRENGTH OF SCHEDULE	OPP. STRENGTH OF SCHEDULE	TEAM RPI	ADJ RPI		CONF. RPI	ADJ CONF. RPI
Average RPI Loss: 240												
DIV. I ONLY		10-44-0	.18519	295	0-10-0	288	297	297	.35748	296	30	30
DIV. I NON-CONF.		6-24-0	.2	281	0-4-0	281	294	296	.37121	296	31	31
TOTALS		RPI 1-25	RPI 26-50		W-L RECORDS		RPI 51-100		RPI 101-150		RPI 150+	
10-44-0	0-0-0		0-0-0		OVERALL		0-0-0		1-5-0		9-39-0	
6-16-0	0-0-0		0-0-0		HOME		0-0-0		1-3-0		5-13-0	
4-26-0	0-0-0		0-0-0		AWAY		0-0-0		0-2-0		4-24-0	
0-2-0	0-0-0		0-0-0		NEUTRAL		0-0-0		0-0-0		0-2-0	
6-24-0	0-0-0		0-0-0		NON-CONFERENCE		0-0-0		1-5-0		5-19-0	
3-7-0	0-0-0		0-0-0		HOME		0-0-0		1-3-0		2-4-0	
3-15-0	0-0-0		0-0-		AWAY		0-0-0		0-2-0		3-13-0	
0-2-0	0-0-0		0-0-0		NEUTRAL		0-0-0		0-0-0		0-2-0	
4-20-0	0-0-0		0-0-0		CONFERENCE		0-0-0		0-0-0		4-20-0	
3-9-0	0-0-0		0-0-0		HOME		0-0-0		0-0-0		3-9-0	
1-11-0	0-0-0		0-0-0		AWAY		0-0-0		0-0-0		1-11-0	
0-0-0	0-0-0		0-0-0		NEUTRAL		0-0-0		0-0-0		0-0-0	
RPI	S	Opponent	Score	RPI	S	Opponent	Score	RPI	S	Opponent	Score	
										135 H	Fordham	1 2
										135 H	Fordham	1 4
										135 H	Fordham	6 4
										135 H	Fordham	2 7
										137 A	Wofford	5 13
										137 A	Wofford	0 9
										193 A	Pittsburgh	2 26
										193 A	Pittsburgh	0 11
										196 A	Eastern Ky.	1 16
										196 A	Eastern Ky.	1 5
										196 N	Eastern Ky.	4 6
										196 N	Eastern Ky.	8 27
										218 A	George Washington	3 15
										233 A	Delaware	2 8
										240 H	Monmouth	0 3
										240 H	Monmouth	3 11
										245 A	Georgetown	2 4
										245 A	Georgetown	5 13
										254 A	La Salle	4 13
										258 A	UMBC	1 6
										263 A	Norfolk St.	4 20
										263 A	Norfolk St.	8 12
										263 A	Norfolk St.	5 24
										263 H	Norfolk St.	6 9
										263 H	Norfolk St.	18 14
										263 H	Norfolk St.	3 2
										263 H	Norfolk St.	5 6
LAST 10 GAMES												
										245 A	Georgetown	2 4
										245 A	Georgetown	5 13
										263 H	Norfolk St.	2 3
										263 H	Norfolk St.	1 7
										263 H	Norfolk St.	5 6
										193 A	Pittsburgh	2 26
										193 A	Pittsburgh	0 11
										268 A	Coppin St.	4 14
										268 A	Coppin St.	7 9
										268 A	Coppin St.	7 11

Non-Div. I Games:

UMES

RPI	S	Opponent	Score
263	H	Norfolk St.	1 7
263	H	Norfolk St.	2 3
268	A	Coppin St.	4 14
268	A	Coppin St.	2 12
268	A	Coppin St.	5 17
268	A	Coppin St.	2 9
268	A	Coppin St.	7 11
268	A	Coppin St.	7 9
268	H	Coppin St.	1 8
268	H	Coppin St.	3 2
268	H	Coppin St.	4 5
272	A	Delaware St.	12 8
272	A	Delaware St.	5 15
272	A	Delaware St.	5 11
272	H	Delaware St.	5 10
272	H	Delaware St.	2 9
272	H	Delaware St.	2 6
273	H	Lehigh	5 1
273	H	Lehigh	1 13
289	A	Longwood	1 6
289	A	Longwood	3 4
289	A	Longwood	3 0
289	A	Longwood	2 4
294	A	Mt. St. Mary's	15 12
294	A	Mt. St. Mary's	4 3
294	H	Mt. St. Mary's	5 16
294	H	Mt. St. Mary's	7 6

UMES

U
M
E
S

U
M
E
S

Average RPI Win: 285		WON-LOST	WINNING	LAST 10	STRENGTH OF		OPP. STRENGTH	TEAM	ADJ	CONF.	ADJ CONF.
Average RPI Loss: 229		RECORD	PCT. RANK	GAMES	SCHEDULE		OF SCHEDULE	RPI	RPI	RPI	RPI
DIV. I ONLY		6-25-0	.19355	294	2-8-0		295	299	296	.35699	297
DIV. I NON-CONF.		0-7-0	0	298	0		68	68	281	.39626	283
TOTALS		RPI 1-25	RPI 26-50		W-L RECORDS		RPI 51-100		RPI 101-150		RPI 150+
6-25-0		0-1-0	0-0-0		OVERALL		0-1-0		0-3-0		6-20-0
2-9-0		0-0-0	0-0-0		HOME		0-0-0		0-0-0		2-9-0
4-16-0		0-1-0	0-0-0		AWAY		0-1-0		0-3-0		4-11-0
0-0-0		0-0-0	0-0-0		NEUTRAL		0-0-0		0-0-0		0-0-0
0-7-0		0-1-0	0-0-0		NON-CONFERENCE		0-1-0		0-3-0		0-2-0
0-0-0		0-0-0	0-0-0		HOME		0-0-0		0-0-0		0-0-0
0-7-0		0-1-0	0-0-		AWAY		0-1-0		0-3-0		0-2-0
0-0-0		0-0-0	0-0-0		NEUTRAL		0-0-0		0-0-0		0-0-0
6-18-0		0-0-0	0-0-0		CONFERENCE		0-0-0		0-0-0		6-18-0
2-9-0		0-0-0	0-0-0		HOME		0-0-0		0-0-0		2-9-0
4-9-0		0-0-0	0-0-0		AWAY		0-0-0		0-0-0		4-9-0
0-0-0		0-0-0	0-0-0		NEUTRAL		0-0-0		0-0-0		0-0-0
RPI S	Opponent	Score		RPI S	Opponent	Score		RPI S	Opponent	Score	
3 A	Mississippi St.	5	18					61 A	Louisiana Tech	1	21
									121 A	Northwestern St.	0 11
									121 A	Northwestern St.	0 9
									131 A	Memphis	1 8
									167 A	Arkansas St.	2 4
									167 A	Arkansas St.	0 10
									230 A	Grambling	7 9
									264 A	Alabama St.	12 11
									264 A	Alabama St.	6 12
									264 A	Alabama St.	3 13
									264 H	Alabama St.	2 12
									264 H	Alabama St.	4 5
									267 A	Jackson St.	2 12
									267 A	Jackson St.	3 19
									267 A	Jackson St.	2 5
									267 H	Jackson St.	3 13
									267 H	Jackson St.	1 11
									267 H	Jackson St.	2 0
									290 A	Alabama A&M	2 6
									290 A	Alabama A&M	0 6
									290 A	Alabama A&M	6 11
									290 H	Alabama A&M	0 1
									290 H	Alabama A&M	0 1
									290 H	Alabama A&M	5 9
									295 A	Alcorn	15 5
									295 A	Alcorn	14 2
									295 A	Alcorn	9 2
									295 H	Alcorn	12 14
									230 A	Grambling	7 9
Non-Div. I Games: Delta St. 6 12 Tougaloo 1 0 Tougaloo 13 9 Delta St. 0 8 Mississippi Val.											

MISSISSIPPI VAL.

M
i
s
s
i
s
s
i
p
p
i
v
a
l
.

Mississippi Val.

Average RPI Win:	280	WON-LOST	WINNING	LAST 10	STRENGTH OF	OPP. STRENGTH	TEAM	ADJ	CONF.	ADJ CONF.																		
Average RPI Loss:	221	RECORD	PCT. RANK	GAMES	SCHEDULE	OF SCHEDULE	RPI	RPI	RPI	RPI																		
DIV. I ONLY		6-45-0	.11765	298	2-8-0	276	293	298	.35677	298	27	27																
DIV. I NON-CONF.		4-17-0	.19048	283	0-2-0	285	299	292	.38373	291	28	28																
<hr/>																												
TOTALS	RPI 1-25	RPI 26-50		W-L RECORDS		RPI 51-100		RPI 101-150		RPI 150+																		
6-45-0	0-0-0	0-0-0		OVERALL		0-0-0		0-3-0		6-42-0																		
1-16-0	0-0-0	0-0-0		HOME		0-0-0		0-0-0		1-16-0																		
5-29-0	0-0-0	0-0-0		AWAY		0-0-0		0-3-0		5-26-0																		
0-0-0	0-0-0	0-0-0		NEUTRAL		0-0-0		0-0-0		0-0-0																		
<hr/>																												
4-17-0	0-0-0	0-0-0		NON-CONFERENCE		0-0-0		0-3-0		4-14-0																		
0-2-0	0-0-0	0-0-0		HOME		0-0-0		0-0-0		0-2-0																		
4-15-0	0-0-0	0-0-		AWAY		0-0-0		0-3-0		4-12-0																		
0-0-0	0-0-0	0-0-0		NEUTRAL		0-0-0		0-0-0		0-0-0																		
<hr/>																												
2-28-0	0-0-0	0-0-0		CONFERENCE		0-0-0		0-0-0		2-28-0																		
1-14-0	0-0-0	0-0-0		HOME		0-0-0		0-0-0		1-14-0																		
1-14-0	0-0-0	0-0-0		AWAY		0-0-0		0-0-0		1-14-0																		
0-0-0	0-0-0	0-0-0		NEUTRAL		0-0-0		0-0-0		0-0-0																		
<hr/>																												
RPI	S	Opponent	Score	RPI	S	Opponent	Score	RPI	S	Opponent	Score																	
												116	A	Ball St.	11	12												
												116	A	Ball St.	6	11												
												141	A	Dayton	3	9												
												181	A	South Dakota St.	0	8												
												181	A	South Dakota St.	2	12												
												181	A	South Dakota St.	4	7												
												181	H	South Dakota St.	2	12												
												181	H	South Dakota St.	4	5												
												181	H	South Dakota St.	0	8												
												195	A	Omaha	4	11												
												195	A	Omaha	1	6												
												195	A	Omaha	0	26												
												195	H	Omaha	0	5												
												195	H	Omaha	2	4												
												195	H	Omaha	2	13												
												197	A	Oral Roberts	3	13												
												197	A	Oral Roberts	5	7												
												197	A	Oral Roberts	4	20												
												197	H	Oral Roberts	0	10												
												197	H	Oral Roberts	0	14												
												197	H	Oral Roberts	2	25												
																LAST 10 GAMES								216	A	Purdue	2	11
																								242	A	Butler	1	7
																								242	A	Butler	3	18
																								242	A	Butler	0	16
252	A	Toledo	8	13																								
												181	A	South Dakota St.	2	12												
												252	A	Toledo	8	13												
												181	A	South Dakota St.	4	7												
												262	A	North Dakota St.	9	11												

Non-Div. I Games:	Goshen	11	9
-------------------	--------	----	---

Purdue Fort Wayne

RPI	S	Opponent	Score	
255	A	Western Ill.	4	14
255	A	Western Ill.	0	10
255	A	Western Ill.	2	4
255	H	Western Ill.	1	4
255	H	Western Ill.	3	13
255	H	Western Ill.	8	6
259	A	Southeast Mo. St.	1	14
259	A	Southeast Mo. St.	1	10
259	A	Southeast Mo. St.	4	12
262	A	North Dakota St.	6	5
262	A	North Dakota St.	7	20
262	A	North Dakota St.	9	11
262	H	North Dakota St.	0	7
262	H	North Dakota St.	4	5
262	H	North Dakota St.	8	17
264	A	Alabama St.	1	7
264	A	Alabama St.	9	10
264	A	Alabama St.	7	14
275	A	Bowling Green	1	3
275	H	Bowling Green	4	10
290	A	Alabama A&M	10	2
290	A	Alabama A&M	9	8
290	A	Alabama A&M	5	4
290	A	Alabama A&M	6	5

Purdue Fort Wayne
n
e

P
u
r
d
u
e
F
o
r
t
W
a
y
n
e

Average RPI Win:		275	WON-LOST RECORD		WINNING PCT. RANK		LAST 10 GAMES		STRENGTH OF SCHEDULE		OPP. STRENGTH OF SCHEDULE		TEAM RPI		ADJ RPI		CONF. RPI		ADJ CONF. RPI	
DIV. I ONLY			5-46-0		.09804 299		1-9-0		262		289		299		.35095 299		29		29	
DIV. I NON-CONF.			2-25-0		.07407 294		0-1-0		244		296		299		.35702 299		27		27	
TOTALS		RPI 1-25		RPI 26-50		W-L RECORDS		RPI 51-100		RPI 101-150		RPI 150+								
5-46-0		0-0-0		0-0-0		OVERALL		0-2-0		0-2-0		5-42-0								
4-15-0		0-0-0		0-0-0		HOME		0-0-0		0-1-0		4-14-0								
1-26-0		0-0-0		0-0-0		AWAY		0-0-0		0-1-0		1-25-0								
0-5-0		0-0-0		0-0-0		NEUTRAL		0-2-0		0-0-0		0-3-0								
2-25-0		0-0-0		0-0-0		NON-CONFERENCE		0-2-0		0-2-0		2-21-0								
1-6-0		0-0-0		0-0-0		HOME		0-0-0		0-1-0		1-5-0								
1-14-0		0-0-0		0-0-		AWAY		0-0-0		0-1-0		1-13-0								
0-5-0		0-0-0		0-0-0		NEUTRAL		0-2-0		0-0-0		0-3-0								
3-21-0		0-0-0		0-0-0		CONFERENCE		0-0-0		0-0-0		3-21-0								
3-9-0		0-0-0		0-0-0		HOME		0-0-0		0-0-0		3-9-0								
0-12-0		0-0-0		0-0-0		AWAY		0-0-0		0-0-0		0-12-0								
0-0-0		0-0-0		0-0-0		NEUTRAL		0-0-0		0-0-0		0-0-0								
RPI	S	Opponent	Score	RPI	S	Opponent	Score	RPI	S	Opponent	Score	RPI	S	Opponent	Score					
								62	N	Central Mich.	2	21	113	A	St. John's (NY)	5	7			
								62	N	Central Mich.	4	14	135	H	Fordham	5	8			
													160	A	Marist	4	6			
													160	A	Marist	1	20			
													160	A	Marist	2	6			
													164	A	Quinnipiac	0	2			
													164	A	Quinnipiac	4	5			
													164	A	Quinnipiac	0	13			
													177	A	Central Conn. St.	3	5			
													177	A	Central Conn. St.	6	9			
													177	A	Central Conn. St.	4	12			
													185	H	Fairfield	2	8			
													185	H	Fairfield	2	7			
													185	H	Fairfield	1	17			
													186	H	Seton Hall	1	8			
													193	N	Pittsburgh	7	17			
													199	A	Canisius	3	6			
													199	A	Canisius	5	10			
													199	A	Canisius	5	7			
													206	N	Hofstra	9	14			
													213	H	Albany (NY)	7	9			
													218	A	George Washington	5	7			
													218	A	George Washington	0	20			
													218	A	George Washington	0	9			
													224	H	NJIT	11	18			
													224	H	NJIT	2	6			

Non-Div. I Games:

Saint Peter's

RPI	S	Opponent	Score	
228	A	Manhattan	6	7
228	A	Manhattan	2	15
240	H	Monmouth	3	0
240	H	Monmouth	4	18
240	H	Monmouth	1	27
242	N	Butler	7	21
248	A	Wagner	3	13
248	H	Wagner	6	17
254	A	La Salle	7	24
254	A	La Salle	4	14
273	A	Lehigh	5	13
273	H	Lehigh	8	6
284	H	Iona	4	6
284	H	Iona	12	7
284	H	Iona	4	9
285	H	Rider	0	7
285	H	Rider	7	6
285	H	Rider	3	14
291	A	Fairleigh Dickinson	5	1
291	A	Fairleigh Dickinson	0	6
291	A	Fairleigh Dickinson	8	18
291	A	Fairleigh Dickinson	1	9

Saint Peter's

S
a
i
n
t
P
e
t
e
r
'
s

S
a
i
n
t
P
e
t
e
r
'
s