

Florida

Through Games Of May 29, 2016

Average RPI Win:		90	WON-LOST		WINNING		LAST 15		STRENGTH OF		OPP. STRENGTH		TEAM	ADJ		CONF.	ADJ CONF.						
Average RPI Loss:		25	RECORD		PCT. RANK		GAMES		SCHEDULE		OF SCHEDULE		RPI	RPI		RPI	RPI						
DIV. I ONLY			47-13-0		.78333		4		9-6-0		3		5		1		.63439						
DIV. I NON-CONF.			25-1-0		.96154		1		1-0-0		23		30		1		.65563						
TOTALS		RPI 1-25		RPI 26-50				W-L RECORDS				RPI 51-100				RPI 101-150				RPI 150+			
47-13-0		15-9-0		3-1-0				OVERALL				8-3-0				11-0-0				10-0-0			
29-4-0		7-3-0		3-1-0				HOME				3-0-0				7-0-0				9-0-0			
13-7-0		5-4-0		0-0-0				AWAY				4-3-0				4-0-0				0-0-0			
5-2-0		3-2-0		0-0-0				NEUTRAL				1-0-0				0-0-0				1-0-0			
25-1-0		5-1-0		1-0-0				NON-CONFERENCE				4-0-0				5-0-0				10-0-0			
18-0-0		1-0-0		1-0-0				HOME				3-0-0				4-0-0				9-0-0			
5-1-0		3-1-0		0-0-				AWAY				1-0-0				1-0-0				0-0-0			
2-0-0		1-0-0		0-0-0				NEUTRAL				0-0-0				0-0-0				1-0-0			
22-12-0		10-8-0		2-1-0				CONFERENCE				4-3-0				6-0-0				0-0-0			
11-4-0		6-3-0		2-1-0				HOME				0-0-0				3-0-0				0-0-0			
8-6-0		2-3-0		0-0-0				AWAY				3-3-0				3-0-0				0-0-0			
3-2-0		2-2-0		0-0-0				NEUTRAL				1-0-0				0-0-0				0-0-0			
RPI	S	Opponent		Score		RPI	S	Opponent		Score		RPI	S	Opponent		Score		RPI	S	Opponent		Score	
3	A	Miami (FL)		3	5	27	H	Fla. Atlantic		2	1	61	N	Alabama		5	4	108	H	FGCU		4	2
3	A	Miami (FL)		7	3	37	H	Georgia		6	0	64	A	North Florida		6	2	108	H	FGCU		8	4
3	A	Miami (FL)		5	0	37	H	Georgia		4	1	64	H	North Florida		5	4	108	H	FGCU		12	3
4	H	Texas A&M		10	7	37	H	Georgia		1	2	67	A	Kentucky		4	7	121	A	Arkansas		8	2
4	H	Texas A&M		7	4							67	A	Kentucky		12	5	121	A	Arkansas		9	2
4	H	Texas A&M		7	2							67	A	Kentucky		4	5	121	A	Arkansas		12	8
4	N	Texas A&M		5	12							82	A	Tennessee		9	3	126	H	Missouri		6	2
7	A	LSU		4	5							82	A	Tennessee		7	2	126	H	Missouri		4	3
7	A	LSU		3	7							82	A	Tennessee		2	5	126	H	Missouri		7	5
7	A	LSU		6	2							86	H	Jacksonville		3	1	144	A	UCF		9	5
7	N	LSU		1	0							86	H	Jacksonville		7	2	144	H	UCF		4	0
7	N	LSU		3	5													163	H	Bethune-Cookman		7	1
8	A	South Carolina		1	2													169	H	South Fla.		11	4
8	A	South Carolina		5	4													187	H	Eastern Mich.		12	4
9	H	Vanderbilt		4	2													187	N	Eastern Mich.		8	7
9	H	Vanderbilt		0	5													224	H	Dartmouth		4	3
9	H	Vanderbilt		10	6													224	H	Dartmouth		8	6
11	H	Mississippi St.		8	2													224	H	Dartmouth		7	0
11	H	Mississippi St.		1	2													236	H	Harvard		16	5
11	H	Mississippi St.		4	10													236	H	Harvard		9	2
11	N	Mississippi St.		12	2													236	H	Harvard		3	1
13	A	Florida St.		8	2	LAST 15 GAMES						7	A	LSU		3	7						
13	H	Florida St.		6	0	4	N	Texas A&M		5	12	9	H	Vanderbilt		10	6						
13	N	Florida St.		3	2	7	N	LSU		1	0	9	H	Vanderbilt		0	5						
						11	N	Mississippi St.		12	2												
						61	N	Alabama		5	4												
						7	N	LSU		3	5												

Non-Div. I Games:

Florida

7	A	LSU	6	2
7	A	LSU	4	5

F
l
o
r
i
d
a

F
l
o
r
i
d
a

Average RPI Win:		92	WON-LOST RECORD		WINNING PCT. RANK	LAST 15 GAMES		STRENGTH OF SCHEDULE		OPP. STRENGTH OF SCHEDULE	TEAM RPI	ADJ RPI	CONF. RPI	ADJ CONF. RPI			
Average RPI Loss:		15															
DIV. I ONLY			47-12-0		.79661	2	12-3-0		12	7	2	.63161	2	1	1		
DIV. I NON-CONF.			24-2-0		.92308	2	3-0-0		95	47	2	.6244	2	1	1		
TOTALS		RPI 1-25		RPI 26-50		W-L RECORDS		RPI 51-100		RPI 101-150		RPI 150+					
47-12-0		18-10-0		2-2-0		OVERALL		8-0-0		10-0-0		9-0-0					
33-1-0		8-1-0		1-0-0		HOME		7-0-0		9-0-0		8-0-0					
13-9-0		9-7-0		1-2-0		AWAY		1-0-0		1-0-0		1-0-0					
1-2-0		1-2-0		0-0-0		NEUTRAL		0-0-0		0-0-0		0-0-0					
24-2-0		2-2-0		1-0-0		NON-CONFERENCE		5-0-0		10-0-0		6-0-0					
19-0-0		0-0-0		1-0-0		HOME		4-0-0		9-0-0		5-0-0					
5-2-0		2-2-0		0-0-		AWAY		1-0-0		1-0-0		1-0-0					
0-0-0		0-0-0		0-0-0		NEUTRAL		0-0-0		0-0-0		0-0-0					
23-10-0		16-8-0		1-2-0		CONFERENCE		3-0-0		0-0-0		3-0-0					
14-1-0		8-1-0		0-0-0		HOME		3-0-0		0-0-0		3-0-0					
8-7-0		7-5-0		1-2-0		AWAY		0-0-0		0-0-0		0-0-0					
1-2-0		1-2-0		0-0-0		NEUTRAL		0-0-0		0-0-0		0-0-0					
RPI	S	Opponent		Score		RPI	S	Opponent		Score		RPI	S	Opponent		Score	
3	A	Miami (FL)		4	8	39	A	Boston College		1	6	67	A	Kentucky		9	6
3	A	Miami (FL)		3	6	39	A	Boston College		6	2	67	H	Kentucky		7	6
3	A	Miami (FL)		4	3	39	A	Boston College		1	2	78	H	Xavier		11	1
5	A	Ole Miss		5	6	41	H	Wright St.		9	1	95	H	FIU		7	0
5	A	Ole Miss		4	0							96	H	Notre Dame		4	3
5	A	Ole Miss		2	4							96	H	Notre Dame		8	2
6	H	Clemson		7	2							96	H	Notre Dame		1	0
6	H	Clemson		9	8							99	H	Indiana		9	2
6	H	Clemson		15	2												
6	N	Clemson		3	5												
9	A	Vanderbilt		8	5												
10	H	North Carolina St.		6	1												
10	H	North Carolina St.		4	2												
10	H	North Carolina St.		2	0												
13	A	Florida St.		5	16												
13	A	Florida St.		7	12												
13	A	Florida St.		7	1												
17	H	Virginia		15	0												
17	H	Virginia		11	4												
17	H	Virginia		3	6												
17	N	Virginia		2	7												
19	A	North Carolina		6	0			LAST 15 GAMES									
19	A	North Carolina		2	3	17	N	Virginia		2	7	10	H	North Carolina St.		6	1
19	A	North Carolina		10	6	6	N	Clemson		3	5	10	H	North Carolina St.		4	2
25	A	Wake Forest		9	4	25	N	Wake Forest		9	5	10	H	North Carolina St.		2	0
25	A	Wake Forest		9	2	25	A	Wake Forest		9	4						
25	A	Wake Forest		3	1	25	A	Wake Forest		9	2						

Louisville

RPI	S	Opponent	Score	
25	N	Wake Forest	9	5
25	A	Wake Forest	3	1
99	H	Indiana	9	2

Non-Div. I Games:

L
o
u
i
s
v
i
l
l
e

L
o
u
i
s
v
i
l
l
e

Average RPI Win: 86		WON-LOST RECORD		WINNING PCT. RANK		LAST 15 GAMES		STRENGTH OF SCHEDULE		OPP. STRENGTH OF SCHEDULE		TEAM RPI		ADJ RPI		CONF. RPI		ADJ CONF. RPI	
DIV. I ONLY		43-11-0		.7963 3		12-3-0		6		2		3		.62789 3		1		1	
DIV. I NON-CONF.		20-3-0		.86957 6		3-0-0		25		42		5		.60998 5		1		1	
TOTALS		RPI 1-25		RPI 26-50		W-L RECORDS		RPI 51-100		RPI 101-150		RPI 150+							
43-11-0		16-8-0		3-2-0		OVERALL		4-0-0		12-0-0		8-1-0							
30-6-0		10-5-0		1-1-0		HOME		3-0-0		10-0-0		6-0-0							
11-4-0		4-2-0		2-1-0		AWAY		1-0-0		2-0-0		2-1-0							
2-1-0		2-1-0		0-0-0		NEUTRAL		0-0-0		0-0-0		0-0-0							
20-3-0		1-2-0		1-1-0		NON-CONFERENCE		0-0-0		12-0-0		6-0-0							
18-3-0		1-2-0		1-1-0		HOME		0-0-0		10-0-0		6-0-0							
2-0-0		0-0-0		0-0-		AWAY		0-0-0		2-0-0		0-0-0							
0-0-0		0-0-0		0-0-0		NEUTRAL		0-0-0		0-0-0		0-0-0							
23-8-0		15-6-0		2-1-0		CONFERENCE		4-0-0		0-0-0		2-1-0							
12-3-0		9-3-0		0-0-0		HOME		3-0-0		0-0-0		0-0-0							
9-4-0		4-2-0		2-1-0		AWAY		1-0-0		0-0-0		2-1-0							
2-1-0		2-1-0		0-0-0		NEUTRAL		0-0-0		0-0-0		0-0-0							
RPI	S	Opponent		Score		RPI	S	Opponent		Score		RPI	S	Opponent		Score			
1	H	Florida		0	5	26	A	Duke		14	2	83	H	Pittsburgh		7	6		
1	H	Florida		5	3	26	A	Duke		5	12	83	H	Pittsburgh		8	4		
1	H	Florida		3	7	26	A	Duke		9	0	83	H	Pittsburgh		4	3		
2	H	Louisville		8	4	27	H	Fla. Atlantic		3	4	96	A	Notre Dame		10	2		
2	H	Louisville		6	3	27	H	Fla. Atlantic		5	2								
2	H	Louisville		3	4														
6	H	Clemson		9	8														
6	H	Clemson		5	4														
6	H	Clemson		10	5														
10	N	North Carolina St.		8	7														
13	A	Florida St.		4	2														
13	A	Florida St.		8	5														
13	A	Florida St.		2	3														
13	N	Florida St.		4	5														
17	H	Virginia		9	2														
17	H	Virginia		5	6														
17	H	Virginia		3	7														
19	H	North Carolina		7	4														
19	H	North Carolina		7	3														
19	H	North Carolina		10	4														
20	A	Georgia Tech		17	6														
20	A	Georgia Tech		1	12	LAST 15 GAMES													
20	A	Georgia Tech		12	2	13	N	Florida St.		4	5	83	H	Pittsburgh		8	4		
20	N	Georgia Tech		4	0	10	N	North Carolina St.		8	7	83	H	Pittsburgh		4	3		
						20	N	Georgia Tech		4	0	83	H	Pittsburgh		7	6		
						13	A	Florida St.		2	3								
						13	A	Florida St.		8	5								

Non-Div. I Games: Nova Southeastern 8 3 St. Thomas (FL) 7 6

Miami (FL)

13	A	Florida St.	4	2
108	H	FGCU	8	3

M
i
a
m
i
(
F
L
)

M
i
a
m
i
(
F
L
)

**T
e
x
a
s
A
&
M**

Texas A & M

Texas A&M

5 H Ole Miss	2	3
5 H Ole Miss	11	5

T
e
x
a
s
A
&
M

T
e
x
a
s
A
&
M

Average RPI Win: 105		WON-LOST RECORD		WINNING PCT. RANK		LAST 15 GAMES		STRENGTH OF SCHEDULE		OPP. STRENGTH OF SCHEDULE		TEAM RPI		ADJ RPI		CONF. RPI		ADJ CONF. RPI									
DIV. I ONLY		43-17-0		.71667 14		10-5-0		9		11		5		.60603 5		2		2									
DIV. I NON-CONF.		22-3-0		.88 4		1-1-0		49		89		4		.61392 4		2		2									
TOTALS		RPI 1-25		RPI 26-50		W-L RECORDS		RPI 51-100		RPI 101-150		RPI 150+															
43-17-0		10-12-0		3-1-0		OVERALL		11-3-0		8-1-0		11-0-0															
26-6-0		4-6-0		0-0-0		HOME		8-0-0		7-0-0		7-0-0															
11-9-0		3-4-0		2-1-0		AWAY		3-3-0		0-1-0		3-0-0															
6-2-0		3-2-0		1-0-0		NEUTRAL		0-0-0		1-0-0		1-0-0															
22-3-0		4-2-0		0-0-0		NON-CONFERENCE		5-0-0		2-1-0		11-0-0															
15-2-0		2-2-0		0-0-0		HOME		5-0-0		1-0-0		7-0-0															
4-1-0		1-0-0		0-0-		AWAY		0-0-0		0-1-0		3-0-0															
3-0-0		1-0-0		0-0-0		NEUTRAL		0-0-0		1-0-0		1-0-0															
21-14-0		6-10-0		3-1-0		CONFERENCE		6-3-0		6-0-0		0-0-0															
11-4-0		2-4-0		0-0-0		HOME		3-0-0		6-0-0		0-0-0															
7-8-0		2-4-0		2-1-0		AWAY		3-3-0		0-0-0		0-0-0															
3-2-0		2-2-0		1-0-0		NEUTRAL		0-0-0		0-0-0		0-0-0															
RPI	S	Opponent		Score		RPI	S	Opponent		Score		RPI	S	Opponent		Score											
2	H	Louisville		6	5	37	A	Georgia		6	4	54	H	Southeast Mo. St.		10	2	117	A	Arkansas St.	6	8					
2	H	Louisville		0	4	37	A	Georgia		7	3	54	H	Southeast Mo. St.		6	4	117	H	Arkansas St.	4	3					
2	H	Louisville		4	2	37	A	Georgia		2	13	61	A	Alabama		0	2	119	N	Cincinnati	7	1					
4	A	Texas A&M		5	11	37	N	Georgia		5	1	61	A	Alabama		4	0	121	H	Arkansas	8	7					
4	A	Texas A&M		3	2							61	A	Alabama		2	7	121	H	Arkansas	7	3					
4	A	Texas A&M		1	6							67	H	Kentucky		14	2	121	H	Arkansas	14	9					
4	N	Texas A&M		8	12							67	H	Kentucky		7	5	142	H	Auburn	7	4					
7	H	LSU		7	6							67	H	Kentucky		3	1	142	H	Auburn	6	5					
7	H	LSU		3	6							82	A	Tennessee		10	7	142	H	Auburn	6	4					
7	H	LSU		8	2							82	A	Tennessee		2	3	153	A	UAB	8	1					
8	H	South Carolina		5	9							82	A	Tennessee		6	4	153	A	UAB	5	1					
8	H	South Carolina		1	5							95	H	FIU		7	4	173	N	Ball St.	7	3					
8	H	South Carolina		0	4							95	H	FIU		9	2	198	H	Murray St.	8	3					
8	N	South Carolina		10	4							95	H	FIU		16	5	206	A	Memphis	7	0					
9	N	Vanderbilt		12	9													206	H	Memphis	9	7					
11	A	Mississippi St.		8	5													265	H	UT Martin	8	2					
11	A	Mississippi St.		2	6													271	H	Ark.-Pine Bluff	12	1					
11	A	Mississippi St.		1	3													283	H	Grambling	6	1					
11	N	Mississippi St.		0	2													283	H	Grambling	15	2					
12	A	Coastal Caro.		8	2													283	H	Grambling	7	3					
18	H	Southern Miss.		1	5																						
18	N	Southern Miss.		6	2																						
						LAST 15 GAMES																					
						4 N Texas A&M						8	12	117 A Arkansas St.						6	8						
						9 N Vanderbilt						12	9	67 H Kentucky						7	5						
						8 N South Carolina						10	4	67 H Kentucky						14	2						
						37 N Georgia						5	1														
						4 A Texas A&M						3	2														

Non-Div. I Games:

Ole Miss

4	A	Texas	A&M	5	11
4	A	Texas	A&M	1	6

O
l
e
M
i
s
s

O
l
e
M
i
s
s

Average RPI Win:		93	WON-LOST		WINNING		LAST 15		STRENGTH OF		OPP. STRENGTH		TEAM	ADJ		CONF.		ADJ CONF.						
Average RPI Loss:		35	RECORD		PCT. RANK		GAMES		SCHEDULE		OF SCHEDULE		RPI	RPI		RPI		RPI						
DIV. I ONLY			42-18-0		.7		19		12-3-0		10		1		6		.60489		6		1		1	
DIV. I NON-CONF.			22-4-0		.84615		7		4-2-0		141		29		12		.59168		12		1		1	
TOTALS		RPI 1-25		RPI 26-50				W-L RECORDS				RPI 51-100				RPI 101-150				RPI 150+				
42-18-0		13-12-0		6-2-0				OVERALL				8-3-0				4-0-0				11-1-0				
24-7-0		6-4-0		4-0-0				HOME				3-2-0				2-0-0				9-1-0				
13-11-0		2-8-0		2-2-0				AWAY				5-1-0				2-0-0				2-0-0				
5-0-0		5-0-0		0-0-0				NEUTRAL				0-0-0				0-0-0				0-0-0				
22-4-0		2-1-0		2-0-0				NON-CONFERENCE				3-2-0				4-0-0				11-1-0				
14-2-0		1-0-0		1-0-0				HOME				1-1-0				2-0-0				9-1-0				
7-2-0		0-1-0		1-0-				AWAY				2-1-0				2-0-0				2-0-0				
1-0-0		1-0-0		0-0-0				NEUTRAL				0-0-0				0-0-0				0-0-0				
20-14-0		11-11-0		4-2-0				CONFERENCE				5-1-0				0-0-0				0-0-0				
10-5-0		5-4-0		3-0-0				HOME				2-1-0				0-0-0				0-0-0				
6-9-0		2-7-0		1-2-0				AWAY				3-0-0				0-0-0				0-0-0				
4-0-0		4-0-0		0-0-0				NEUTRAL				0-0-0				0-0-0				0-0-0				
RPI	S	Opponent		Score		RPI	S	Opponent		Score		RPI	S	Opponent		Score		RPI	S	Opponent		Score		
2	A	Louisville		8	9	26	A	Duke		1	2	65	H	Col. of Charleston		4	11	103	A	Western Caro.		10	8	
2	A	Louisville		2	7	26	A	Duke		3	2	65	H	Col. of Charleston		13	4	103	H	Western Caro.		7	6	
2	A	Louisville		2	15	26	A	Duke		3	5	81	A	Ga. Southern		12	1	131	A	Furman		9	7	
2	N	Louisville		5	3	37	A	Georgia		11	6	81	A	Ga. Southern		17	4	131	H	Furman		7	6	
3	A	Miami (FL)		5	10	37	H	Georgia		12	0	81	A	Ga. Southern		6	7	170	H	Winthrop		4	3	
3	A	Miami (FL)		4	5	39	H	Boston College		3	2	83	H	Pittsburgh		14	6	179	H	James Madison		11	2	
3	A	Miami (FL)		8	9	39	H	Boston College		6	1	83	H	Pittsburgh		5	15	179	H	James Madison		6	1	
8	A	South Carolina		1	8	39	H	Boston College		6	2	83	H	Pittsburgh		4	3	179	H	James Madison		10	1	
8	H	South Carolina		4	1							96	A	Notre Dame		6	2	189	H	Wofford		7	0	
8	N	South Carolina		5	0							96	A	Notre Dame		2	1	208	H	Presbyterian		8	4	
10	H	North Carolina St.		2	1							96	A	Notre Dame		11	1	238	H	Charleston So.		3	2	
10	H	North Carolina St.		9	20													240	H	Maine		19	2	
10	H	North Carolina St.		10	5													240	H	Maine		9	4	
13	H	Florida St.		7	3													240	H	Maine		3	4	
13	H	Florida St.		10	3													260	A	The Citadel		12	1	
13	H	Florida St.		2	11													260	A	The Citadel		5	4	
13	N	Florida St.		18	13																			
17	N	Virginia		5	4																			
20	H	Georgia Tech		5	7																			
20	H	Georgia Tech		1	16																			
20	H	Georgia Tech		8	7																			
25	A	Wake Forest		6	5	LAST 15 GAMES																		
25	A	Wake Forest		4	6	13	N	Florida St.		18	13	238	H	Charleston So.		3	2							
25	A	Wake Forest		13	8	25	N	Wake Forest		5	4	81	A	Ga. Southern		17	4							
25	N	Wake Forest		5	4	2	N	Louisville		5	3	81	A	Ga. Southern		6	7							
						17	N	Virginia		5	4													
						96	A	Notre Dame		6	2													

Non-Div. I Games:

Clemson

96 A Notre Dame	11	1
96 A Notre Dame	2	1

C
l
e
m
s
o
n

C
l
e
m
s
o
n

LSU

LSU

1	H	Florida	5	4
1	H	Florida	7	3

L
S
U

L
S
U

Average RPI Win:	125	WON-LOST	WINNING	LAST 15	STRENGTH OF	OPP. STRENGTH	TEAM	ADJ	CONF.	ADJ CONF.		
Average RPI Loss:	23	RECORD	PCT. RANK	GAMES	SCHEDULE	OF SCHEDULE	RPI	RPI	RPI	RPI		
DIV. I ONLY		42-15-0	.73684	10	9-6-0	22	13	8	.59931	8	2	2
DIV. I NON-CONF.		22-4-0	.84615	7	3-0-0	145	81	17	.58189	17	2	2
<hr/>												
TOTALS	RPI 1-25	RPI 26-50		W-L RECORDS		RPI 51-100		RPI 101-150		RPI 150+		
42-15-0	8-10-0	1-2-0		OVERALL		7-3-0		11-0-0		15-0-0		
30-4-0	4-3-0	0-0-0		HOME		3-1-0		10-0-0		13-0-0		
12-7-0	4-3-0	1-2-0		AWAY		4-2-0		1-0-0		2-0-0		
0-4-0	0-4-0	0-0-0		NEUTRAL		0-0-0		0-0-0		0-0-0		
22-4-0	2-3-0	0-0-0		NON-CONFERENCE		0-1-0		5-0-0		15-0-0		
19-1-0	2-0-0	0-0-0		HOME		0-1-0		4-0-0		13-0-0		
3-1-0	0-1-0	0-0-		AWAY		0-0-0		1-0-0		2-0-0		
0-2-0	0-2-0	0-0-0		NEUTRAL		0-0-0		0-0-0		0-0-0		
20-11-0	6-7-0	1-2-0		CONFERENCE		7-2-0		6-0-0		0-0-0		
11-3-0	2-3-0	0-0-0		HOME		3-0-0		6-0-0		0-0-0		
9-6-0	4-2-0	1-2-0		AWAY		4-2-0		0-0-0		0-0-0		
0-2-0	0-2-0	0-0-0		NEUTRAL		0-0-0		0-0-0		0-0-0		
<hr/>												
RPI S	Opponent	Score		RPI S	Opponent	Score		RPI S	Opponent	Score		
1 H	Florida	2	1	37 A	Georgia	3	1	61 A	Alabama	4	2	
1 H	Florida	4	5	37 A	Georgia	3	5	61 A	Alabama	6	4	
4 H	Texas A&M	10	7	37 A	Georgia	4	13	61 A	Alabama	9	7	
4 H	Texas A&M	2	5					65 H	Col. of Charleston	5	6	
4 H	Texas A&M	0	3					67 A	Kentucky	10	5	
4 N	Texas A&M	1	4					67 A	Kentucky	4	5	
5 A	Ole Miss	9	5					67 A	Kentucky	0	6	
5 A	Ole Miss	5	1					82 H	Tennessee	7	6	
5 A	Ole Miss	4	0					82 H	Tennessee	7	4	
5 N	Ole Miss	4	10					82 H	Tennessee	4	3	
6 A	Clemson	1	4									
6 H	Clemson	8	1									
6 N	Clemson	0	5									
9 A	Vanderbilt	6	10									
9 A	Vanderbilt	4	0									
9 A	Vanderbilt	3	6									
12 H	Coastal Caro.	4	2									
19 N	North Carolina	0	15									
<hr/>												
				LAST 15 GAMES								
				4 N Texas A&M				4 H Texas A&M				
				5 N Ole Miss				4 H Texas A&M				
				61 A Alabama				208 H Presbyterian				
				61 A Alabama								
				61 A Alabama								

Non-Div. I Games:

South Carolina

260	H	The Citadel	16	4
4	H	Texas A&M	10	7

S
o
u
t
h
C
a
r
o
l
i
n
a

S
o
u
t
h
C
a
r
o
l
i
n
a

Average RPI Win: 111		WON-LOST RECORD		WINNING PCT. RANK		LAST 15 GAMES		STRENGTH OF SCHEDULE		OPP. STRENGTH OF SCHEDULE		TEAM RPI		ADJ RPI		CONF. RPI		ADJ CONF. RPI	
DIV. I ONLY		43-17-0		.71667 14		8-7-0		15		10		9		.59845 9		2		2	
DIV. I NON-CONF.		23-3-0		.88462 3		1-1-0		168		79		13		.59079 13		2		2	
TOTALS		RPI 1-25		RPI 26-50		W-L RECORDS		RPI 51-100		RPI 101-150		RPI 150+							
43-17-0		7-12-0		3-0-0		OVERALL		8-4-0		14-0-0		11-1-0							
31-5-0		3-4-0		3-0-0		HOME		5-1-0		10-0-0		10-0-0							
9-10-0		3-6-0		0-0-0		AWAY		3-3-0		3-0-0		0-1-0							
3-2-0		1-2-0		0-0-0		NEUTRAL		0-0-0		1-0-0		1-0-0							
23-3-0		0-1-0		0-0-0		NON-CONFERENCE		5-1-0		7-0-0		11-1-0							
20-1-0		0-1-0		0-0-0		HOME		3-0-0		7-0-0		10-0-0							
2-2-0		0-0-0		0-0-0		AWAY		2-1-0		0-0-0		0-1-0							
1-0-0		0-0-0		0-0-0		NEUTRAL		0-0-0		0-0-0		1-0-0							
20-14-0		7-11-0		3-0-0		CONFERENCE		3-3-0		7-0-0		0-0-0							
11-4-0		3-3-0		3-0-0		HOME		2-1-0		3-0-0		0-0-0							
7-8-0		3-6-0		0-0-0		AWAY		1-2-0		3-0-0		0-0-0							
2-2-0		1-2-0		0-0-0		NEUTRAL		0-0-0		1-0-0		0-0-0							
RPI	S	Opponent		Score		RPI	S	Opponent		Score		RPI	S	Opponent		Score			
1	A	Florida		2	4	37	H	Georgia		15	3	67	H	Austin Peay		8	5		
1	A	Florida		5	0	37	H	Georgia		10	3	67	H	Central Ark.		8	6		
1	A	Florida		6	10	37	H	Georgia		10	3	67	H	Morehead St.		6	0		
2	H	Louisville		5	8							73	A	Stanford		8	4		
4	A	Texas A&M		6	1							73	A	Stanford		13	6		
4	A	Texas A&M		0	1							73	A	Stanford		17	1		
4	A	Texas A&M		0	3							78	H	Xavier		8	6		
4	N	Texas A&M		6	5							78	H	Xavier		17	7		
4	N	Texas A&M		3	13							78	H	Xavier		2	0		
5	N	Ole Miss		9	12							82	A	Tennessee		7	0		
7	A	LSU		9	7							82	A	Tennessee		6	1		
7	A	LSU		4	13							82	A	Tennessee		3	5		
7	A	LSU		2	3									132 H Western Ky.		6	1		
8	H	South Carolina		0	4									142 H Auburn		5	2		
8	H	South Carolina		10	6									142 H Auburn		9	3		
8	H	South Carolina		6	3									142 H Auburn		4	3		
11	H	Mississippi St.		4	5									165 A Middle Tenn.		4	7		
11	H	Mississippi St.		1	2									165 H Middle Tenn.		7	4		
11	H	Mississippi St.		12	6									190 H Ill.-Chicago		20	8		
														190 H Ill.-Chicago		6	5		
														190 H Ill.-Chicago		9	0		
														191 N Belmont		8	2		
														194 H Lipscomb		4	3		
														204 H Radford		12	0		
														204 H Radford		13	4		
														212 H Northern Ill.		9	2		
														265 H UT Martin		11	6		
														272 H Eastern Ill.		9	1		
LAST 15 GAMES																			

Non-Div. I Games:

Vanderbilt

142 H Auburn	9	3
142 H Auburn	5	2

V
a
n
d
e
r
b
i
l
l
t

V
a
n
d
e
r
b
i
l
l
t

Average RPI Win: 87		WON-LOST	WINNING	LAST 15	STRENGTH OF		OPP. STRENGTH	TEAM	ADJ	CONF.	ADJ CONF.
Average RPI Loss: 28		RECORD	PCT. RANK	GAMES	SCHEDULE		OF SCHEDULE	RPI	RPI	RPI	RPI
DIV. I ONLY		35-20-0	.63636	55	6-9-0		2	17	10	.59621	10
DIV. I NON-CONF.		19-5-0	.79167	17	0-0-0		15	174	6	.60169	6
TOTALS		RPI 1-25	RPI 26-50		W-L RECORDS		RPI 51-100		RPI 101-150		RPI 150+
35-20-0		12-11-0	7-6-0		OVERALL		6-3-0		1-0-0		9-0-0
23-7-0		5-1-0	7-4-0		HOME		4-2-0		1-0-0		6-0-0
9-10-0		6-8-0	0-2-0		AWAY		0-0-0		0-0-0		3-0-0
3-3-0		1-2-0	0-0-0		NEUTRAL		2-1-0		0-0-0		0-0-0
19-5-0		1-0-0	4-3-0		NON-CONFERENCE		4-2-0		1-0-0		9-0-0
13-2-0		0-0-0	4-1-0		HOME		2-1-0		1-0-0		6-0-0
4-2-0		1-0-0	0-0-0		AWAY		0-0-0		0-0-0		3-0-0
2-1-0		0-0-0	0-0-0		NEUTRAL		2-1-0		0-0-0		0-0-0
16-15-0		11-11-0	3-3-0		CONFERENCE		2-1-0		0-0-0		0-0-0
10-5-0		5-1-0	3-3-0		HOME		2-1-0		0-0-0		0-0-0
5-8-0		5-8-0	0-0-0		AWAY		0-0-0		0-0-0		0-0-0
1-2-0		1-2-0	0-0-0		NEUTRAL		0-0-0		0-0-0		0-0-0
RPI S	Opponent	Score	RPI S	Opponent	Score	RPI S	Opponent	Score	RPI S	Opponent	Score
2 A	Louisville	1 6	26 H	Duke	12 2	61 N	Alabama	2 1	117 H	Morehead St.	7 5
2 A	Louisville	2 4	26 H	Duke	3 2	70 H	Indiana St.	8 3	154 A	Charlotte	7 1
2 A	Louisville	0 2	26 H	Duke	1 2	70 H	Indiana St.	7 11	154 H	Charlotte	7 3
3 N	Miami (FL)	7 8	33 A	UNCW	4 6	71 N	Kent St.	7 5	182 H	Fairfield	4 2
6 A	Clemson	5 10	33 H	UNCW	5 2	76 H	UNCG	8 4	182 H	Fairfield	4 0
6 A	Clemson	1 2	36 A	East Carolina	3 15	80 N	Old Dominion	0 5	207 A	Elon	23 3
6 A	Clemson	20 9	36 H	East Carolina	6 1	96 H	Notre Dame	16 6	261 H	Bucknell	5 2
12 A	Coastal Caro.	13 10	39 H	Boston College	3 2	96 H	Notre Dame	4 8	266 H	Niagara	7 1
13 A	Florida St.	5 8	39 H	Boston College	0 7	96 H	Notre Dame	9 1	287 A	N.C. A&T	9 1
13 N	Florida St.	3 7	39 H	Boston College	0 1				287 H	N.C. A&T	25 1
17 A	Virginia	3 5	41 H	Wright St.	6 1						
17 A	Virginia	5 2	41 H	Wright St.	8 10						
17 A	Virginia	8 7	41 H	Wright St.	8 4						
19 H	North Carolina	10 1									
19 H	North Carolina	6 4									
19 H	North Carolina	4 16									
20 A	Georgia Tech	7 16									
20 A	Georgia Tech	15 6									
20 A	Georgia Tech	8 3									
20 N	Georgia Tech	7 5									
25 H	Wake Forest	6 1									
25 H	Wake Forest	3 2									
25 H	Wake Forest	11 7									
			LAST 15 GAMES								
			20 N	Georgia Tech	7 5	2 A	Louisville	2 4			
			3 N	Miami (FL)	7 8	2 A	Louisville	0 2			
			13 N	Florida St.	3 7	6 A	Clemson	1 2			
			19 H	North Carolina	10 1						
			19 H	North Carolina	4 16						

Non-Div. I Games:

North Carolina St.

19 H North Carolina	6	4
2 A Louisville	1	6

N
o
r
t
h
C
a
r
o
l
i
n
a
S
t
.

N
o
r
t
h
C
a
r
o
l
i
n
a
S
t
.

Average RPI Win: 108		WON-LOST	WINNING	LAST 15	STRENGTH OF		OPP. STRENGTH	TEAM	ADJ	CONF.	ADJ CONF.					
Average RPI Loss: 36		RECORD	PCT. RANK	GAMES	SCHEDULE		OF SCHEDULE	RPI	RPI	RPI	RPI					
DIV. I ONLY		41-16-1	.71552	16	12-3-0		17	8	11	.59314	11					
DIV. I NON-CONF.		18-5-1	.77083	19	1-0-0		206	106	66	.54149	66					
TOTALS		RPI 1-25	RPI 26-50		W-L RECORDS		RPI 51-100		RPI 101-150		RPI 150+					
41-16-1		10-9-0	3-3-0		OVERALL		8-2-1		10-1-0		10-1-0					
24-9-0		2-4-0	3-3-0		HOME		3-1-0		6-0-0		10-1-0					
13-5-0		6-3-0	0-0-0		AWAY		4-1-0		3-1-0		0-0-0					
4-2-1		2-2-0	0-0-0		NEUTRAL		1-0-1		1-0-0		0-0-0					
18-5-1		1-0-0	1-2-0		NON-CONFERENCE		5-1-1		1-1-0		10-1-0					
14-4-0		0-0-0	1-2-0		HOME		3-1-0		0-0-0		10-1-0					
2-1-0		0-0-0	0-0-		AWAY		2-0-0		0-1-0		0-0-0					
2-0-1		1-0-0	0-0-0		NEUTRAL		0-0-1		1-0-0		0-0-0					
23-11-0		9-9-0	2-1-0		CONFERENCE		3-1-0		9-0-0		0-0-0					
10-5-0		2-4-0	2-1-0		HOME		0-0-0		6-0-0		0-0-0					
11-4-0		6-3-0	0-0-0		AWAY		2-1-0		3-0-0		0-0-0					
2-2-0		1-2-0	0-0-0		NEUTRAL		1-0-0		0-0-0		0-0-0					
RPI	S	Opponent	Score		RPI	S	Opponent	Score		RPI	S	Opponent	Score			
1	A	Florida	10	4	27	H	Fla. Atlantic	6	10	58	H	Oral Roberts	1	3		
1	A	Florida	2	8	27	H	Fla. Atlantic	0	4	61	A	Alabama	2	1		
1	A	Florida	2	1	37	H	Georgia	8	11	61	A	Alabama	3	4		
1	N	Florida	2	12	37	H	Georgia	9	2	61	A	Alabama	12	5		
4	H	Texas A&M	6	10	37	H	Georgia	3	1	61	N	Alabama	4	1		
4	H	Texas A&M	3	10	49	H	South Ala.	7	3	69	N	Oklahoma	5	5		
4	H	Texas A&M	5	10						79	A	Southern California	8	7		
5	H	Ole Miss	6	2						85	H	Oregon	9	3		
5	H	Ole Miss	3	1						85	H	Oregon	10	4		
5	H	Ole Miss	5	8						85	H	Oregon	5	2		
5	N	Ole Miss	2	0						91	A	Troy	7	3		
7	A	LSU	2	1								149	N	La.-Monroe	1	0
7	A	LSU	8	11								181	H	Nicholls St.	8	0
7	A	LSU	12	8								181	H	Nicholls St.	5	0
7	N	LSU	2	6								206	H	Memphis	11	1
9	A	Vanderbilt	6	12								214	H	Eastern Ky.	12	16
9	A	Vanderbilt	5	4								219	H	UMass Lowell	4	2
9	A	Vanderbilt	2	1								219	H	UMass Lowell	4	2
18	N	Southern Miss.	13	5								228	H	South Dakota St.	17	4
												228	H	South Dakota St.	15	5
												265	H	UT Martin	14	0
												292	H	Alcorn	14	0
												300	H	Mississippi Val.	16	1
LAST 15 GAMES																
		1 N Florida	2	12			142 A Auburn	16	6							
		7 N LSU	2	6			142 A Auburn	4	0							
		61 N Alabama	4	1			91 A Troy	7	3							
		121 H Arkansas	9	4												
		121 H Arkansas	5	1												

Non-Div. I Games:

Mississippi St.

121 H Arkansas	7	0
142 A Auburn	10	3

M
i
s
s
i
s
s
i
p
p
i
s
t
.

M
i
s
s
i
s
s
i
p
p
i
s
t
.

Average RPI Win:		133	WON-LOST RECORD		WINNING PCT. RANK		LAST 15 GAMES		STRENGTH OF SCHEDULE		OPP. STRENGTH OF SCHEDULE		TEAM RPI		ADJ RPI		CONF. RPI		ADJ CONF. RPI				
DIV. I ONLY			44-15-0		.74576	7		13-2-0		27		70		12		.58984		12		17			
DIV. I NON-CONF.			19-12-0		.6129	79		1-1-0		7		2		30		.56676		30		19			
TOTALS		RPI 1-25		RPI 26-50		W-L RECORDS		RPI 51-100		RPI 101-150		RPI 150+											
44-15-0		3-7-0		4-1-0		OVERALL		6-3-0		9-2-0		22-2-0											
28-7-0		2-3-0		3-1-0		HOME		6-1-0		5-2-0		12-0-0											
12-8-0		1-4-0		1-0-0		AWAY		0-2-0		3-0-0		7-2-0											
4-0-0		0-0-0		0-0-0		NEUTRAL		0-0-0		1-0-0		3-0-0											
19-12-0		3-7-0		4-1-0		NON-CONFERENCE		6-3-0		3-1-0		3-0-0											
17-6-0		2-3-0		3-1-0		HOME		6-1-0		3-1-0		3-0-0											
2-6-0		1-4-0		1-0-		AWAY		0-2-0		0-0-0		0-0-0											
0-0-0		0-0-0		0-0-0		NEUTRAL		0-0-0		0-0-0		0-0-0											
25-3-0		0-0-0		0-0-0		CONFERENCE		0-0-0		6-1-0		19-2-0											
11-1-0		0-0-0		0-0-0		HOME		0-0-0		2-1-0		9-0-0											
10-2-0		0-0-0		0-0-0		AWAY		0-0-0		3-0-0		7-2-0											
4-0-0		0-0-0		0-0-0		NEUTRAL		0-0-0		1-0-0		3-0-0											
RPI	S	Opponent		Score		RPI	S	Opponent		Score		RPI	S	Opponent		Score		RPI	S	Opponent		Score	
5	H	Ole Miss		2	8	26	H	Duke		10	6	56	H	Illinois		12	4	106	H	High Point		2	5
8	A	South Carolina		2	4	33	A	UNCW		6	4	56	H	Illinois		10	4	106	H	High Point		17	5
10	H	North Carolina St.		10	13	33	H	UNCW		4	1	63	H	Marshall		9	3	106	H	High Point		4	0
17	H	Virginia		5	4	35	H	Ohio St.		4	6	65	A	Col. of Charleston		2	4	114	A	Liberty		14	6
19	A	North Carolina		6	3	35	H	Ohio St.		3	2	65	A	Col. of Charleston		4	9	114	A	Liberty		12	3
20	A	Georgia Tech		8	9							65	H	Col. of Charleston		5	3	114	A	Liberty		17	3
20	A	Georgia Tech		2	4							65	H	Col. of Charleston		9	5	114	A	Liberty		17	3
20	A	Georgia Tech		1	9							65	H	Col. of Charleston		9	5	114	N	Liberty		1	0
25	H	Wake Forest		0	11							76	H	UNCG		2	4	119	H	Cincinnati		7	10
25	H	Wake Forest		7	6							76	H	UNCG		7	4	150	H	Stetson		17	5
																		150	H	Stetson		11	2
																		150	H	Stetson		12	2
																		155	H	Gardner-Webb		10	4
																		155	H	Gardner-Webb		16	4
																		155	H	Gardner-Webb		10	6
																		155	N	Gardner-Webb		4	3
																		157	A	Longwood		2	5
																		157	A	Longwood		7	2
																		157	A	Longwood		11	2
																		157	N	Longwood		5	1
																		161	H	Campbell		9	1
																		161	H	Campbell		23	4
																		161	H	Campbell		6	5
																		173	H	Ball St.		12	5
																		204	A	Radford		13	6
																		204	A	Radford		7	2
																		204	A	Radford		7	4
																		204	N	Radford		7	5

TOTALS		RPI 1-25		RPI 26-50		W-L RECORDS		RPI 51-100		RPI 101-150		RPI 150+											
44-15-0		3-7-0		4-1-0		OVERALL		6-3-0		9-2-0		22-2-0											
28-7-0		2-3-0		3-1-0		HOME		6-1-0		5-2-0		12-0-0											
12-8-0		1-4-0		1-0-0		AWAY		0-2-0		3-0-0		7-2-0											
4-0-0		0-0-0		0-0-0		NEUTRAL		0-0-0		1-0-0		3-0-0											
19-12-0		3-7-0		4-1-0		NON-CONFERENCE		6-3-0		3-1-0		3-0-0											
17-6-0		2-3-0		3-1-0		HOME		6-1-0		3-1-0		3-0-0											
2-6-0		1-4-0		1-0-		AWAY		0-2-0		0-0-0		0-0-0											
0-0-0		0-0-0		0-0-0		NEUTRAL		0-0-0		0-0-0		0-0-0											
25-3-0		0-0-0		0-0-0		CONFERENCE		0-0-0		6-1-0		19-2-0											
11-1-0		0-0-0		0-0-0		HOME		0-0-0		2-1-0		9-0-0											
10-2-0		0-0-0		0-0-0		AWAY		0-0-0		3-0-0		7-2-0											
4-0-0		0-0-0		0-0-0		NEUTRAL		0-0-0		1-0-0		3-0-0											
RPI	S	Opponent		Score		RPI	S	Opponent		Score		RPI	S	Opponent		Score		RPI	S	Opponent		Score	
5	H	Ole Miss		2	8	26	H	Duke		10	6	56	H	Illinois		12	4	106	H	High Point		2	5
8	A	South Carolina		2	4	33	A	UNCW		6	4	56	H	Illinois		10	4	106	H	High Point		17	5
10	H	North Carolina St.		10	13	33	H	UNCW		4	1	63	H	Marshall		9	3	106	H	High Point		4	0
17	H	Virginia		5	4	35	H	Ohio St.		4	6	65	A	Col. of Charleston		2	4	114	A	Liberty		14	6
19	A	North Carolina		6	3	35	H	Ohio St.		3	2	65	A	Col. of Charleston		4	9	114	A	Liberty		12	3
20	A	Georgia Tech		8	9							65	H	Col. of Charleston		5	3	114	A	Liberty		17	3
20	A	Georgia Tech		2	4							65	H	Col. of Charleston		9	5	114	A	Liberty		17	3
20	A	Georgia Tech		1	9							65	H	Col. of Charleston		9	5	114	N	Liberty		1	0
25	H	Wake Forest		0	11							76	H	UNCG		2	4	119	H	Cincinnati		7	10
25	H	Wake Forest		7	6							76	H	UNCG		7	4	150	H	Stetson		17	5
																		150	H	Stetson		11	2
																		150	H	Stetson		12	2
																		155	H	Gardner-Webb		10	4
																		155	H	Gardner-Webb		16	4
																		155	H	Gardner-Webb		10	6
																		155	N	Gardner-Webb		4	3
																		157	A	Longwood		2	5
																		157	A	Longwood		7	2
																		157	A	Longwood		11	2
																		157	N	Longwood		5	1
																		161	H	Campbell		9	1
																		161	H	Campbell		23	4
																		161	H	Campbell		6	5
																		173	H	Ball St.		12	5
																		204	A	Radford		13	6
																		204	A	Radford		7	2
																		204	A	Radford		7	4
																		204	N	Radford		7	5

TOTALS		RPI 1-25		RPI 26-50		W-L RECORDS		RPI 51-100		RPI 101-150		RPI 150+											
44-15-0		3-7-0		4-1-0		OVERALL		6-3-0		9-2-0		22-2-0											
28-7-0		2-3-0		3-1-0		HOME		6-1-0		5-2-0		12-0-0											
12-8-0		1-4-0		1-0-0		AWAY		0-2-0		3-0-0		7-2-0											
4-0-0		0-0-0		0-0-0		NEUTRAL		0-0-0		1-0-0		3-0-0											
19-12-0		3-7-0		4-1-0		NON-CONFERENCE		6-3-0		3-1-0		3-0-0											
17-6-0		2-3-0		3-1-0		HOME		6-1-0		3-1-0		3-0-0											
2-6-0		1-4-0		1-0-		AWAY		0-2-0		0-0-0		0-0-0											
0-0-0		0-0-0		0-0-0		NEUTRAL		0-0-0		0-0-0		0-0-0											
25-3-0		0-0-0		0-0-0		CONFERENCE		0-0-0		6-1-0		19-2-0											
11-1-0		0-0-0		0-0-0		HOME		0-0-0		2-1-0		9-0-0											
10-2-0		0-0-0		0-0-0		AWAY		0-0-0		3-0-0		7-2-0											
4-0-0		0-0-0		0-0-0		NEUTRAL		0-0-0		1-0-0		3-0-0											
RPI	S	Opponent		Score		RPI	S	Opponent		Score		RPI	S	Opponent		Score		RPI	S	Opponent		Score	
5	H	Ole Miss		2	8	26	H	Duke		10	6	56	H	Illinois		12	4	106	H	High Point		2	5
8	A	South Carolina		2	4	33	A	UNCW		6	4	56	H	Illinois		10	4	106	H	High Point		17	5
10	H	North Carolina St.		10	13	33	H	UNCW		4	1	63	H	Marshall		9	3	106	H	High Point		4	0
17	H	Virginia		5	4	35	H	Ohio St.		4	6	65	A	Col. of Charleston		2	4	114	A	Liberty		14	6
19	A	North Carolina		6	3	35	H	Ohio St.		3	2	65	A	Col. of Charleston		4	9	114	A	Liberty		12	3
20	A	Georgia Tech		8	9							65	H										

Non-Div. I Games:

Coastal Caro.

161 H Campbell	6	5
161 H Campbell	9	1

RPI	S	Opponent	Score	
208	H	Presbyterian	4	2
208	H	Presbyterian	12	3
208	H	Presbyterian	5	2
238	A	Charleston So.	6	0
238	A	Charleston So.	4	6
238	A	Charleston So.	9	3
239	H	Appalachian St.	17	2
260	H	The Citadel	4	3

C
o
a
s
t
a
l
C
a
r
o
.

C
o
a
s
t
a
l
C
a
r
o
.

Average RPI Win:		92	WON-LOST RECORD		WINNING PCT. RANK	LAST 15 GAMES	STRENGTH OF SCHEDULE		OPP. STRENGTH OF SCHEDULE	TEAM RPI	ADJ RPI	CONF. RPI	ADJ CONF. RPI				
Average RPI Loss:		35															
DIV. I ONLY			37-20-0		.64912	40	8-7-0		5	3	13	.58933	13	1	1		
DIV. I NON-CONF.			18-9-0		.66667	54	3-2-0		72	24	69	.53978	69	1	1		
TOTALS		RPI 1-25		RPI 26-50		W-L RECORDS		RPI 51-100		RPI 101-150		RPI 150+					
37-20-0		13-12-0		2-2-0		OVERALL		7-4-0		9-2-0		6-0-0					
27-9-0		8-5-0		0-0-0		HOME		5-2-0		9-2-0		5-0-0					
7-9-0		2-5-0		2-2-0		AWAY		2-2-0		0-0-0		1-0-0					
3-2-0		3-2-0		0-0-0		NEUTRAL		0-0-0		0-0-0		0-0-0					
18-9-0		1-4-0		0-0-0		NON-CONFERENCE		2-3-0		9-2-0		6-0-0					
17-6-0		1-2-0		0-0-0		HOME		2-2-0		9-2-0		5-0-0					
1-2-0		0-1-0		0-0-		AWAY		0-1-0		0-0-0		1-0-0					
0-1-0		0-1-0		0-0-0		NEUTRAL		0-0-0		0-0-0		0-0-0					
19-11-0		12-8-0		2-2-0		CONFERENCE		5-1-0		0-0-0		0-0-0					
10-3-0		7-3-0		0-0-0		HOME		3-0-0		0-0-0		0-0-0					
6-7-0		2-4-0		2-2-0		AWAY		2-1-0		0-0-0		0-0-0					
3-1-0		3-1-0		0-0-0		NEUTRAL		0-0-0		0-0-0		0-0-0					
RPI	S	Opponent		Score		RPI	S	Opponent		Score		RPI	S	Opponent		Score	
1	A	Florida		0	6	26	A	Duke		4	5	65	H	Col. of Charleston		1	2
1	H	Florida		2	8	26	A	Duke		4	3	65	H	Col. of Charleston		8	3
1	N	Florida		2	3	26	A	Duke		1	3	65	H	Col. of Charleston		11	2
2	H	Louisville		12	7	39	A	Boston College		3	0	83	A	Pittsburgh		10	2
2	H	Louisville		16	5							83	A	Pittsburgh		2	5
2	H	Louisville		1	7							83	A	Pittsburgh		17	4
3	H	Miami (FL)		5	8							86	A	Jacksonville		2	6
3	H	Miami (FL)		2	4							86	H	Jacksonville		3	7
3	H	Miami (FL)		3	2							96	H	Notre Dame		11	6
3	N	Miami (FL)		5	4							96	H	Notre Dame		12	6
6	A	Clemson		3	7							96	H	Notre Dame		7	6
6	A	Clemson		3	10												
6	A	Clemson		11	2												
6	N	Clemson		13	18												
10	H	North Carolina St.		8	5												
10	N	North Carolina St.		7	3												
14	H	Texas Tech		10	1												
14	H	Texas Tech		4	8												
20	H	Georgia Tech		8	3												
20	H	Georgia Tech		8	2												
20	H	Georgia Tech		14	9												
20	N	Georgia Tech		6	1												
25	A	Wake Forest		13	8												
25	A	Wake Forest		0	9												
25	A	Wake Forest		2	4												
						LAST 15 GAMES											
						6	N	Clemson		13	18	26	A	Duke		4	3
						3	N	Miami (FL)		5	4	26	A	Duke		1	3
						20	N	Georgia Tech		6	1	26	A	Duke		4	5
						10	N	North Carolina St.		7	3						
						3	H	Miami (FL)		3	2						

Non-Div. I Games:

Florida St.

3 H Miami (FL)	5	8
3 H Miami (FL)	2	4

F
l
o
r
i
d
a
S
t
.

F
l
o
r
i
d
a
S
t
.

Average RPI Win:		101	WON-LOST RECORD		WINNING PCT. RANK		LAST 15 GAMES		STRENGTH OF SCHEDULE		OPP. STRENGTH OF SCHEDULE		TEAM RPI		ADJ RPI		CONF. RPI		ADJ CONF. RPI				
Average RPI Loss:		84																					
DIV. I ONLY			41-16-0		.7193 12		10-5-0		36		40		14		.58653 14		3		3				
DIV. I NON-CONF.			21-9-0		.7 41		2-0-0		29		31		16		.58227 16		4		4				
TOTALS		RPI 1-25		RPI 26-50		W-L RECORDS		RPI 51-100		RPI 101-150		RPI 150+											
41-16-0		4-2-0		9-3-0		OVERALL		8-4-0		12-7-0		8-0-0											
20-7-0		0-0-0		4-2-0		HOME		5-1-0		8-4-0		3-0-0											
17-6-0		3-2-0		5-1-0		AWAY		2-1-0		3-2-0		4-0-0											
4-3-0		1-0-0		0-0-0		NEUTRAL		1-2-0		1-1-0		1-0-0											
21-9-0		2-1-0		6-3-0		NON-CONFERENCE		3-1-0		5-4-0		5-0-0											
11-4-0		0-0-0		4-2-0		HOME		0-0-0		4-2-0		3-0-0											
7-4-0		1-1-0		2-0-		AWAY		2-1-0		1-1-0		1-0-0											
3-1-0		1-0-0		0-0-0		NEUTRAL		1-0-0		0-1-0		1-0-0											
20-7-0		2-1-0		3-0-0		CONFERENCE		5-3-0		7-3-0		3-0-0											
9-3-0		0-0-0		0-0-0		HOME		5-1-0		4-2-0		0-0-0											
10-2-0		2-1-0		3-0-0		AWAY		0-0-0		2-1-0		3-0-0											
1-2-0		0-0-0		0-0-0		NEUTRAL		0-2-0		1-0-0		0-0-0											
RPI	S	Opponent		Score		RPI	S	Opponent		Score		RPI	S	Opponent		Score							
13	A	Florida St.		8	4	32	A	Oklahoma St.		5	1	59	N	Houston		3	2	115	A	Baylor		6	5
13	A	Florida St.		1	10	32	A	Oklahoma St.		15	5	62	H	West Virginia		4	2	115	A	Baylor		3	4
15	N	UL Lafayette		5	3	32	A	Oklahoma St.		8	2	62	H	West Virginia		2	1	115	A	Baylor		5	0
16	A	TCU		3	1	34	A	Sam Houston St.		11	6	62	H	West Virginia		7	8	121	N	Arkansas		6	10
16	A	TCU		7	3	34	H	Sam Houston St.		8	6	62	N	West Virginia		4	9	128	H	Kansas St.		10	4
16	A	TCU		6	13	34	H	Sam Houston St.		20	3	68	A	California		11	8	128	H	Kansas St.		6	5
						42	H	Cal St. Fullerton		6	5	68	A	California		2	9	128	H	Kansas St.		10	3
						42	H	Cal St. Fullerton		3	7	69	H	Oklahoma		13	7	128	N	Kansas St.		8	5
						42	H	Cal St. Fullerton		1	4	69	H	Oklahoma		5	0	133	H	Texas		1	17
						48	A	New Mexico		5	6	69	H	Oklahoma		6	1	133	H	Texas		13	6
						48	A	New Mexico		7	4	69	N	Oklahoma		4	17	133	H	Texas		4	7
						48	H	New Mexico		14	10	97	A	UT Arlington		6	4	136	A	UNLV		14	6
																		136	A	UNLV		5	8
																		143	H	Milwaukee		12	0
																		143	H	Milwaukee		3	10
																		143	H	Milwaukee		12	3
																		143	H	Milwaukee		9	1
																		146	H	New Mexico St.		6	7
																		146	H	New Mexico St.		14	2
																		188	H	San Diego St.		3	1
																		188	H	San Diego St.		7	2
																		188	H	San Diego St.		10	0
																		200	A	Kansas		10	3
																		200	A	Kansas		9	2
																		200	A	Kansas		6	3
																		218	A	Abilene Christian		7	2
																		218	N	Abilene Christian		5	4
LAST 15 GAMES																							
						69	N	Oklahoma		4	17	200	A	Kansas		6	3						
						62	N	West Virginia		4	9	200	A	Kansas		9	2						
						128	N	Kansas St.		8	5	200	A	Kansas		10	3						
						62	H	West Virginia		7	8												
						62	H	West Virginia		4	2												

Non-Div. I Games:

Texas Tech

62	H	West Virginia	2	1
218	A	Abilene Christian	7	2

T
e
x
a
s
T
e
c
h

T
e
x
a
s
T
e
c
h

Average RPI Win:	115	WON-LOST RECORD	WINNING PCT. RANK	LAST 15 GAMES	STRENGTH OF SCHEDULE	OPP. STRENGTH OF SCHEDULE	TEAM RPI	ADJ RPI	CONF. RPI	ADJ CONF. RPI		
DIV. I ONLY		41-19-0	.68333	27	12-3-0	20	76	15	.58605	15	10	10
DIV. I NON-CONF.		16-10-0	.61538	76	1-1-0	1	40	7	.60146	7	9	9
<hr/>												
TOTALS	RPI 1-25	RPI 26-50		W-L RECORDS		RPI 51-100		RPI 101-150		RPI 150+		
41-19-0	1-4-0	10-5-0		OVERALL		9-5-0		8-3-0		13-2-0		
22-5-0	0-0-0	6-1-0		HOME		1-0-0		4-2-0		11-2-0		
14-11-0	0-1-0	4-4-0		AWAY		7-5-0		2-1-0		1-0-0		
5-3-0	1-3-0	0-0-0		NEUTRAL		1-0-0		2-0-0		1-0-0		
16-10-0	1-4-0	8-4-0		NON-CONFERENCE		2-2-0		0-0-0		5-0-0		
11-1-0	0-0-0	6-1-0		HOME		1-0-0		0-0-0		4-0-0		
4-6-0	0-1-0	2-0-		AWAY		1-2-0		0-0-0		1-0-0		
1-3-0	1-3-0	0-0-0		NEUTRAL		0-0-0		0-0-0		0-0-0		
25-9-0	0-0-0	2-1-0		CONFERENCE		7-3-0		8-3-0		8-2-0		
11-4-0	0-0-0	0-0-0		HOME		0-0-0		4-2-0		7-2-0		
10-5-0	0-0-0	2-1-0		AWAY		6-3-0		2-1-0		0-0-0		
4-0-0	0-0-0	0-0-0		NEUTRAL		1-0-0		2-0-0		1-0-0		
RPI S	Opponent	Score	RPI S	Opponent	Score	RPI S	Opponent	Score	RPI S	Opponent	Score	
7 N	LSU	5 8	29 A	Tulane	3 5	59 A	Houston	2 3	117 A	Arkansas St.	6 7	
14 N	Texas Tech	3 5	29 H	Tulane	9 2	81 A	Ga. Southern	2 3	117 A	Arkansas St.	5 2	
16 N	TCU	1 7	31 A	Louisiana Tech	2 6	81 A	Ga. Southern	13 9	117 A	Arkansas St.	6 1	
18 A	Southern Miss.	2 7	31 H	Louisiana Tech	3 6	81 A	Ga. Southern	6 2	117 N	Arkansas St.	17 10	
24 N	Rice	4 2	34 H	Sam Houston St.	13 3	81 N	Ga. Southern	5 0	117 N	Arkansas St.	7 4	
			34 H	Sam Houston St.	2 1	84 A	New Orleans	17 3	129 H	Little Rock	15 4	
			34 H	Sam Houston St.	6 2	84 H	New Orleans	7 4	129 H	Little Rock	5 10	
			40 A	Southeastern La.	5 16	91 A	Troy	1 4	129 H	Little Rock	1 7	
			40 A	Southeastern La.	5 4	91 A	Troy	4 2	149 H	La.-Monroe	8 2	
			40 H	Southeastern La.	4 1	91 A	Troy	8 3	149 H	La.-Monroe	6 2	
			46 A	Northwestern St.	10 1	97 A	UT Arlington	19 6	149 H	La.-Monroe	6 5	
			46 H	Northwestern St.	4 0	97 A	UT Arlington	6 4	151 H	Texas St.	1 0	
			49 A	South Ala.	6 3	97 A	UT Arlington	1 4	151 H	Texas St.	5 1	
			49 A	South Ala.	2 3	98 A	McNeese St.	2 7	151 H	Texas St.	1 2	
			49 A	South Ala.	5 4				151 N	Texas St.	4 2	
									159 H	Sacred Heart	8 0	
									159 H	Sacred Heart	9 3	
									159 H	Sacred Heart	4 0	
									181 A	Nicholls St.	5 4	
									181 H	Nicholls St.	4 3	
									229 H	Georgia St.	4 2	
									229 H	Georgia St.	4 1	
									229 H	Georgia St.	7 3	
									239 H	Appalachian St.	1 6	
									239 H	Appalachian St.	7 0	
									239 H	Appalachian St.	4 1	
<hr/>												
			LAST 15 GAMES									
			81 N	Ga. Southern	5 0	84 A	New Orleans	17 3	229 H	Georgia St.	7 3	
			117 N	Arkansas St.	17 10	49 A	South Ala.	6 3	239 H	Appalachian St.	1 6	
			151 N	Texas St.	4 2	49 A	South Ala.	5 4	239 H	Appalachian St.	7 0	
			117 N	Arkansas St.	7 4				239 H	Appalachian St.	4 1	
			149 H	La.-Monroe	6 2							

Non-Div. I Games:

UL Lafayette

149 H La.-Monroe	6	5
149 H La.-Monroe	8	2

U
L
L
a
f
a
y
e
t
t
e

U
L
L
a
f
a
y
e
t
t
e

TCU

Average RPI Win: 105 Average RPI Loss: 84		WON-LOST RECORD	WINNING PCT. RANK	LAST 15 GAMES	STRENGTH OF SCHEDULE	OPP. STRENGTH OF SCHEDULE	TEAM RPI	ADJ RPI	CONF. RPI	ADJ CONF. RPI							
DIV. I ONLY		42-15-0	.73684	10	12-3-0	69	26	16	.58313	16	3	3					
DIV. I NON-CONF.		23-5-0	.82143	11	4-0-0	64	18	11	.59449	11	4	4					
<hr/>																	
TOTALS		RPI 1-25		RPI 26-50		W-L RECORDS		RPI 51-100		RPI 101-150		RPI 150+					
42-15-0		5-3-0		4-3-0		OVERALL		12-2-0		13-6-0		8-1-0					
21-7-0		1-3-0		2-1-0		HOME		9-2-0		6-1-0		3-0-0					
14-7-0		2-0-0		1-2-0		AWAY		1-0-0		5-4-0		5-1-0					
7-1-0		2-0-0		1-0-0		NEUTRAL		2-0-0		2-1-0		0-0-0					
23-5-0		4-1-0		2-1-0		NON-CONFERENCE		5-2-0		6-1-0		6-0-0					
11-5-0		0-1-0		2-1-0		HOME		3-2-0		3-1-0		3-0-0					
9-0-0		2-0-0		0-0-		AWAY		1-0-0		3-0-0		3-0-0					
3-0-0		2-0-0		0-0-0		NEUTRAL		1-0-0		0-0-0		0-0-0					
19-10-0		1-2-0		2-2-0		CONFERENCE		7-0-0		7-5-0		2-1-0					
10-2-0		1-2-0		0-0-0		HOME		6-0-0		3-0-0		0-0-0					
5-7-0		0-0-0		1-2-0		AWAY		0-0-0		2-4-0		2-1-0					
4-1-0		0-0-0		1-0-0		NEUTRAL		1-0-0		2-1-0		0-0-0					
RPI	S	Opponent		Score		RPI	S	Opponent		Score		RPI	S	Opponent		Score	
14	H	Texas Tech		13 6		30	H	Gonzaga		3 4		59	N	Houston		10 1	
14	H	Texas Tech		3 7		30	H	Gonzaga		10 2		62	H	West Virginia		7 1	
14	H	Texas Tech		1 3		30	H	Gonzaga		16 1		62	H	West Virginia		14 2	
15	N	UL Lafayette		7 1		32	A	Oklahoma St.		0 9		62	H	West Virginia		10 6	
22	A	Dallas Baptist		2 0		32	A	Oklahoma St.		11 6		62	N	West Virginia		11 10	
22	H	Dallas Baptist		1 9		32	A	Oklahoma St.		7 11		69	H	Oklahoma		12 2	
24	A	Rice		6 4		32	N	Oklahoma St.		13 5		69	H	Oklahoma		2 0	
24	N	Rice		10 0								69	H	Oklahoma		11 3	
												79	H	Southern California		6 16	
												79	H	Southern California		8 3	
												79	H	Southern California		12 11	
												97	A	UT Arlington		17 4	
												97	H	UT Arlington		5 1	
												97	H	UT Arlington		3 4	

Non-Div. I Games:

TCU

TCU

128 H Kansas St.	9	3
128 H Kansas St.	2	1

Through Games Of May 29, 2016

RPI	S	Opponent	Score	
281	H	UTRGV	13	0

TCU

T
C
U

T
C
U

Average RPI Win:		110	WON-LOST		WINNING		LAST 15		STRENGTH OF		OPP. STRENGTH		TEAM	ADJ		CONF.	ADJ CONF.	
Average RPI Loss:		36	RECORD		PCT. RANK		GAMES		SCHEDULE		OF SCHEDULE		RPI	RPI		RPI	RPI	
DIV. I ONLY			37-20-0		.64912		40		12-3-0		13		16		17		.58158	
DIV. I NON-CONF.			17-7-0		.70833		38		2-0-0		103		157		62		.54278	
TOTALS		RPI 1-25		RPI 26-50		W-L RECORDS		RPI 51-100		RPI 101-150		RPI 150+						
37-20-0		11-11-0		4-5-0		OVERALL		6-3-0		1-0-0		15-1-0						
23-10-0		7-5-0		1-2-0		HOME		1-2-0		0-0-0		14-1-0						
11-8-0		3-4-0		3-3-0		AWAY		4-1-0		1-0-0		0-0-0						
3-2-0		1-2-0		0-0-0		NEUTRAL		1-0-0		0-0-0		1-0-0						
17-7-0		0-1-0		1-2-0		NON-CONFERENCE		3-3-0		1-0-0		12-1-0						
13-5-0		0-0-0		1-2-0		HOME		1-2-0		0-0-0		11-1-0						
2-2-0		0-1-0		0-0-		AWAY		1-1-0		1-0-0		0-0-0						
2-0-0		0-0-0		0-0-0		NEUTRAL		1-0-0		0-0-0		1-0-0						
20-13-0		11-10-0		3-3-0		CONFERENCE		3-0-0		0-0-0		3-0-0						
10-5-0		7-5-0		0-0-0		HOME		0-0-0		0-0-0		3-0-0						
9-6-0		3-3-0		3-3-0		AWAY		3-0-0		0-0-0		0-0-0						
1-2-0		1-2-0		0-0-0		NEUTRAL		0-0-0		0-0-0		0-0-0						
RPI	S	Opponent		Score		RPI	S	Opponent		Score		RPI	S	Opponent		Score		
2	A	Louisville		6 3		26	A	Duke		7 6		71	N	Kent St.		8 6		
2	A	Louisville		0 15		26	A	Duke		0 3		74	A	VCU		5 7		
2	A	Louisville		4 11		26	A	Duke		6 0		74	H	VCU		5 11		
2	N	Louisville		7 2		36	H	East Carolina		4 2		80	A	Old Dominion		8 4		
3	A	Miami (FL)		2 9		36	H	East Carolina		1 6		80	H	Old Dominion		4 5		
3	A	Miami (FL)		7 3		36	H	East Carolina		5 8		83	A	Pittsburgh		9 1		
3	A	Miami (FL)		6 5		39	A	Boston College		3 0		83	A	Pittsburgh		5 1		
6	N	Clemson		4 5		39	A	Boston College		4 5		83	A	Pittsburgh		7 6		
10	H	North Carolina St.		7 8		39	A	Boston College		2 3		100	H	William & Mary		16 8		
10	H	North Carolina St.		5 3														
10	H	North Carolina St.		2 5														
12	A	Coastal Caro.		4 5														
19	H	North Carolina		7 4														
19	H	North Carolina		1 8														
19	H	North Carolina		15 9														
20	H	Georgia Tech		6 3														
20	H	Georgia Tech		9 4														
20	H	Georgia Tech		4 5														
25	H	Wake Forest		8 9														
25	H	Wake Forest		4 0														
25	H	Wake Forest		6 4														
25	N	Wake Forest		9 10														
						LAST 15 GAMES												
						2 N Louisville						20 H Georgia Tech						
						25 N Wake Forest						20 H Georgia Tech						
						6 N Clemson						114 A Liberty						
						199 H Virginia Tech												
						199 H Virginia Tech												

Non-Div. I Games:

Virginia

199 H Virginia Tech	8	3
20 H Georgia Tech	4	5

V
i
r
g
i
n
i
a

V
i
r
g
i
n
i
a

Average RPI Win:	107	WON-LOST RECORD	WINNING PCT. RANK	LAST 15 GAMES	STRENGTH OF SCHEDULE	OPP. STRENGTH OF SCHEDULE	TEAM RPI	ADJ RPI	CONF. RPI	ADJ CONF. RPI		
DIV. I ONLY		40-18-0	.68966	24	10-5-0	34	28	18	.58135	18	5	5
DIV. I NON-CONF.		16-8-0	.66667	54	0-0-0	11	15	18	.57848	18	5	5
<hr/>												
TOTALS	RPI 1-25	RPI 26-50		W-L RECORDS		RPI 51-100		RPI 101-150		RPI 150+		
40-18-0	5-3-0	7-8-0		OVERALL		9-4-0		6-1-0		13-2-0		
24-4-0	3-1-0	5-2-0		HOME		2-0-0		5-1-0		9-0-0		
9-10-0	1-0-0	2-4-0		AWAY		2-4-0		0-0-0		4-2-0		
7-4-0	1-2-0	0-2-0		NEUTRAL		5-0-0		1-0-0		0-0-0		
16-8-0	2-2-0	4-5-0		NON-CONFERENCE		4-0-0		3-1-0		3-0-0		
11-2-0	1-0-0	3-1-0		HOME		2-0-0		2-1-0		3-0-0		
2-2-0	1-0-0	1-0-		AWAY		0-0-0		0-0-0		0-0-0		
3-4-0	0-2-0	0-2-0		NEUTRAL		2-0-0		1-0-0		0-0-0		
24-10-0	3-1-0	3-3-0		CONFERENCE		5-4-0		3-0-0		10-2-0		
13-2-0	2-1-0	2-1-0		HOME		0-0-0		3-0-0		6-0-0		
7-8-0	0-0-0	1-2-0		AWAY		2-4-0		0-0-0		4-2-0		
4-0-0	1-0-0	0-0-0		NEUTRAL		3-0-0		0-0-0		0-0-0		
RPI S	Opponent	Score	RPI S	Opponent	Score	RPI S	Opponent	Score	RPI S	Opponent	Score	
5 A	Ole Miss	5 1	27 A	Fla. Atlantic	4 3	61 H	Alabama	9 2	127 H	Samford	8 2	
5 N	Ole Miss	2 6	27 A	Fla. Atlantic	4 9	63 A	Marshall	3 2	127 H	Samford	6 3	
11 N	Mississippi St.	5 13	27 A	Fla. Atlantic	5 9	63 A	Marshall	8 10	127 H	Samford	8 10	
15 H	UL Lafayette	7 2	29 A	Tulane	0 12	63 A	Marshall	14 4	132 H	Western Ky.	13 4	
24 H	Rice	2 1	29 N	Tulane	7 12	63 N	Marshall	3 2	132 H	Western Ky.	12 5	
24 H	Rice	3 4	31 H	Louisiana Tech	7 3	63 N	Marshall	9 3	132 H	Western Ky.	3 0	
24 H	Rice	2 1	31 H	Louisiana Tech	2 0	77 N	Michigan St.	2 0	142 N	Auburn	3 1	
24 N	Rice	3 2	31 H	Louisiana Tech	5 7	80 N	Old Dominion	17 5	153 A	UAB	7 8	
			40 A	Southeastern La.	9 7	84 H	New Orleans	7 4	153 A	UAB	3 5	
			40 H	Southeastern La.	2 4	91 N	Troy	6 2	153 A	UAB	11 0	
			46 H	Northwestern St.	8 5	95 A	FIU	8 13	154 A	Charlotte	9 6	
			46 H	Northwestern St.	15 5	95 A	FIU	5 6	154 A	Charlotte	16 6	
			46 H	Northwestern St.	8 6	95 A	FIU	2 5	154 A	Charlotte	9 1	
			49 A	South Ala.	3 9				165 H	Middle Tenn.	9 5	
			49 N	South Ala.	2 4				165 H	Middle Tenn.	6 4	
									165 H	Middle Tenn.	12 11	
									186 H	UTSA	13 2	
									186 H	UTSA	11 2	
									186 H	UTSA	6 5	
									272 H	Eastern Ill.	6 1	
									272 H	Eastern Ill.	18 1	
									272 H	Eastern Ill.	6 4	
			LAST 15 GAMES									
			24 N	Rice	3 2	31 H	Louisiana Tech	2 0				
			63 N	Marshall	3 2	31 H	Louisiana Tech	7 3				
			63 N	Marshall	9 3	31 H	Louisiana Tech	5 7				
			80 N	Old Dominion	17 5							
			95 A	FIU	8 13							

Non-Div. I Games:

Southern Miss.

95 A FIU	2	5
95 A FIU	5	6

S
o
u
t
h
e
r
n
M
i
s
s
.

S
o
u
t
h
e
r
n
M
i
s
s
.

Average RPI Win:		91	WON-LOST RECORD		WINNING PCT. RANK		LAST 15 GAMES		STRENGTH OF SCHEDULE		OPP. STRENGTH OF SCHEDULE		TEAM RPI		ADJ RPI		CONF. RPI		ADJ CONF. RPI					
DIV. I ONLY			34-21-0		.61818		62		8-7-0		7		14		19		.58049		19		1		1	
DIV. I NON-CONF.			21-4-0		.84		10		4-1-0		9		100		3		.62161		3		1		1	
TOTALS		RPI 1-25		RPI 26-50				W-L RECORDS				RPI 51-100				RPI 101-150				RPI 150+				
34-21-0		5-15-0		9-1-0				OVERALL				6-2-0				4-1-0				10-2-0				
25-9-0		2-5-0		5-0-0				HOME				6-2-0				2-0-0				10-2-0				
8-12-0		2-10-0		4-1-0				AWAY				0-0-0				2-1-0				0-0-0				
1-0-0		1-0-0		0-0-0				NEUTRAL				0-0-0				0-0-0				0-0-0				
21-4-0		1-1-0		6-1-0				NON-CONFERENCE				2-0-0				4-1-0				8-1-0				
17-2-0		0-1-0		5-0-0				HOME				2-0-0				2-0-0				8-1-0				
3-2-0		0-0-0		1-0-				AWAY				0-0-0				2-1-0				0-0-0				
1-0-0		1-0-0		0-0-0				NEUTRAL				0-0-0				0-0-0				0-0-0				
13-17-0		4-14-0		3-0-0				CONFERENCE				4-2-0				0-0-0				2-1-0				
8-7-0		2-4-0		0-0-0				HOME				4-2-0				0-0-0				2-1-0				
5-10-0		2-10-0		3-0-0				AWAY				0-0-0				0-0-0				0-0-0				
0-0-0		0-0-0		0-0-0				NEUTRAL				0-0-0				0-0-0				0-0-0				
RPI	S	Opponent		Score		RPI	S	Opponent		Score		RPI	S	Opponent		Score		RPI	S	Opponent		Score		
2	H	Louisville		3	2	26	A	Duke		11	2	74	H	VCU		11	0	102	A	UCLA		4	0	
2	H	Louisville		0	6	26	A	Duke		8	2	83	H	Pittsburgh		14	2	102	A	UCLA		5	6	
2	H	Louisville		6	10	26	A	Duke		12	2	83	H	Pittsburgh		4	0	102	A	UCLA		14	5	
3	A	Miami (FL)		3	7	32	H	Oklahoma St.		4	3	83	H	Pittsburgh		0	5	103	H	Western Caro.		10	2	
3	A	Miami (FL)		4	10	32	H	Oklahoma St.		7	6	96	H	Notre Dame		8	1	106	H	High Point		8	1	
3	A	Miami (FL)		4	7	32	H	Oklahoma St.		2	1	96	H	Notre Dame		3	0	155	H	Gardner-Webb		11	5	
8	N	South Carolina		15	0	33	A	UNCW		2	6	96	H	Notre Dame		1	3	161	H	Campbell		9	4	
10	A	North Carolina St.		16	4	33	H	UNCW		10	9	100	H	William & Mary		17	2	167	H	Davidson		10	2	
10	A	North Carolina St.		4	6	36	A	East Carolina		17	4							170	H	Winthrop		11	6	
10	A	North Carolina St.		1	10	36	H	East Carolina		9	1							182	H	Fairfield		11	0	
12	H	Coastal Caro.		3	6													182	H	Fairfield		4	3	
17	A	Virginia		8	1													182	H	Fairfield		10	2	
17	A	Virginia		4	7													199	H	Virginia Tech		3	4	
17	A	Virginia		9	15													199	H	Virginia Tech		4	1	
20	H	Georgia Tech		0	6													199	H	Virginia Tech		6	0	
20	H	Georgia Tech		8	0													207	H	Elon		11	6	
20	H	Georgia Tech		2	3													285	H	UNC Asheville		2	3	
25	A	Wake Forest		4	5																			
25	A	Wake Forest		1	6																			
25	A	Wake Forest		2	3																			
						LAST 15 GAMES																		
						10	A	North Carolina St.		1	10	36	H	East Carolina		9	1							
						10	A	North Carolina St.		16	4	2	H	Louisville		6	10							
						10	A	North Carolina St.		4	6	2	H	Louisville		3	2							
						96	H	Notre Dame		8	1													
						96	H	Notre Dame		1	3													

Non-Div. I Games:

North Carolina

96	H	Notre Dame	3	0
33	A	UNCW	2	6

N
o
r
t
h
C
a
r
o
l
i
n
a

N
o
r
t
h
C
a
r
o
l
i
n
a

Average RPI Win: 105		WON-LOST	WINNING	LAST 15	STRENGTH OF		OPP. STRENGTH	TEAM	ADJ	CONF.	ADJ CONF.
Average RPI Loss: 29		RECORD	PCT. RANK	GAMES	SCHEDULE		OF SCHEDULE	RPI	RPI	RPI	RPI
DIV. I ONLY		36-23-0	.61017	69	6-9-0		11	4	20	.57438	20
DIV. I NON-CONF.		22-4-0	.84615	7	2-0-0		70	62	9	.59733	9
TOTALS		RPI 1-25	RPI 26-50		W-L RECORDS		RPI 51-100		RPI 101-150		RPI 150+
36-23-0		10-14-0	4-6-0		OVERALL		5-2-0		4-1-0		13-0-0
23-11-0		5-4-0	2-5-0		HOME		2-1-0		3-1-0		11-0-0
11-9-0		5-7-0	0-1-0		AWAY		3-1-0		1-0-0		2-0-0
2-3-0		0-3-0	2-0-0		NEUTRAL		0-0-0		0-0-0		0-0-0
22-4-0		3-0-0	1-2-0		NON-CONFERENCE		4-1-0		4-1-0		10-0-0
16-3-0		3-0-0	0-1-0		HOME		2-1-0		3-1-0		8-0-0
5-1-0		0-0-0	0-0-		AWAY		2-0-0		1-0-0		2-0-0
1-0-0		0-0-0	1-0-0		NEUTRAL		0-0-0		0-0-0		0-0-0
14-19-0		7-14-0	3-4-0		CONFERENCE		1-1-0		0-0-0		3-0-0
7-8-0		2-4-0	2-4-0		HOME		0-0-0		0-0-0		3-0-0
6-8-0		5-7-0	0-0-0		AWAY		1-1-0		0-0-0		0-0-0
1-3-0		0-3-0	1-0-0		NEUTRAL		0-0-0		0-0-0		0-0-0
RPI S	Opponent	Score	RPI S	Opponent	Score	RPI S	Opponent	Score	RPI S	Opponent	Score
3 H	Miami (FL)	12 1	26 H	Duke	3 2	74 H	VCU	9 1	103 H	Western Caro.	5 4
3 H	Miami (FL)	6 17	26 H	Duke	13 14	81 A	Ga. Southern	6 5	103 H	Western Caro.	4 3
3 H	Miami (FL)	2 12	26 H	Duke	4 10	81 H	Ga. Southern	6 1	103 H	Western Caro.	14 3
3 N	Miami (FL)	0 4	37 A	Georgia	5 13	83 A	Pittsburgh	6 13	142 A	Auburn	4 1
6 A	Clemson	7 5	37 H	Georgia	1 3	83 A	Pittsburgh	6 3	142 H	Auburn	3 14
6 A	Clemson	16 1	37 N	Georgia	6 3	94 A	Mercer	6 5	162 A	Kennesaw St.	13 2
6 A	Clemson	7 8	39 H	Boston College	6 3	94 H	Mercer	8 9	162 H	Kennesaw St.	4 2
10 H	North Carolina St.	16 7	39 H	Boston College	6 7				171 H	UMBC	9 2
10 H	North Carolina St.	6 15	39 H	Boston College	3 8				171 H	UMBC	4 1
10 H	North Carolina St.	3 8	39 N	Boston College	6 0				171 H	UMBC	6 1
10 N	North Carolina St.	5 7							199 H	Virginia Tech	16 8
12 H	Coastal Caro.	4 2							199 H	Virginia Tech	8 3
12 H	Coastal Caro.	9 1							199 H	Virginia Tech	14 4
12 H	Coastal Caro.	9 8							217 H	Western Mich.	13 0
13 A	Florida St.	3 8							229 A	Georgia St.	11 5
13 A	Florida St.	2 8							229 H	Georgia St.	11 6
13 A	Florida St.	9 14							273 H	Purdue	5 2
13 N	Florida St.	1 6							288 H	Savannah St.	21 3
17 A	Virginia	3 6									
17 A	Virginia	4 9									
17 A	Virginia	5 4									
19 A	North Carolina	0 8	LAST 15 GAMES			37 N	Georgia	6 3			
19 A	North Carolina	3 2	10 N	North Carolina St.	5 7	17 A	Virginia	5 4			
19 A	North Carolina	6 0	13 N	Florida St.	1 6	17 A	Virginia	4 9			
			3 N	Miami (FL)	0 4						
			39 N	Boston College	6 0						
			39 H	Boston College	3 8						

Non-Div. I Games:

Georgia Tech

39 H Boston College	6	7
39 H Boston College	6	3

G
e
o
r
g
i
a
T
e
c
h

G
e
o
r
g
i
a
T
e
c
h

Average RPI Win: 109		WON-LOST	WINNING	LAST 15	STRENGTH OF		OPP. STRENGTH	TEAM	ADJ		CONF.	ADJ CONF.					
Average RPI Loss: 76		RECORD	PCT. RANK	GAMES	SCHEDULE		OF SCHEDULE	RPI	RPI		RPI	RPI					
DIV. I ONLY		38-20-0	.65517	38	10-5-0		52	43	21	.56789	21	4	4				
DIV. I NON-CONF.		21-5-0	.80769	16	5-0-0		57	53	8	.59865	8	3	3				
TOTALS		RPI 1-25	RPI 26-50		W-L RECORDS		RPI 51-100		RPI 101-150		RPI 150+						
38-20-0		2-1-0	8-5-0		OVERALL		10-11-0		5-1-0		13-2-0						
23-7-0		0-0-0	6-3-0		HOME		3-1-0		5-1-0		9-2-0						
14-12-0		2-1-0	1-1-0		AWAY		7-10-0		0-0-0		4-0-0						
1-1-0		0-0-0	1-1-0		NEUTRAL		0-0-0		0-0-0		0-0-0						
21-5-0		2-1-0	3-2-0		NON-CONFERENCE		2-1-0		3-0-0		11-1-0						
13-2-0		0-0-0	2-1-0		HOME		1-0-0		3-0-0		7-1-0						
7-2-0		2-1-0	0-0-		AWAY		1-1-0		0-0-0		4-0-0						
1-1-0		0-0-0	1-1-0		NEUTRAL		0-0-0		0-0-0		0-0-0						
17-15-0		0-0-0	5-3-0		CONFERENCE		8-10-0		2-1-0		2-1-0						
10-5-0		0-0-0	4-2-0		HOME		2-1-0		2-1-0		2-1-0						
7-10-0		0-0-0	1-1-0		AWAY		6-9-0		0-0-0		0-0-0						
0-0-0		0-0-0	0-0-0		NEUTRAL		0-0-0		0-0-0		0-0-0						
RPI	S	Opponent		Score		RPI	S	Opponent		Score		RPI	S	Opponent		Score	
24	A	Rice		8	1	29	N	Tulane		10	11	53	A	BYU		11	5
24	A	Rice		3	4	42	H	Cal St. Fullerton		2	0	55	A	Washington		3	6
24	A	Rice		6	2	43	A	Arizona St.		8	0	55	A	Washington		4	8
						43	A	Arizona St.		5	7	55	A	Washington		17	7
						43	H	Arizona St.		2	5	57	H	St. Mary's (CA)		11	5
						43	H	Arizona St.		4	2	68	A	California		7	6
						43	H	Arizona St.		1	5	68	A	California		8	5
						44	H	Oregon St.		6	1	68	A	California		3	0
						44	H	Oregon St.		4	1	73	H	Stanford		4	1
						44	H	Oregon St.		6	5	73	H	Stanford		5	6
						46	H	Northwestern St.		4	1	73	H	Stanford		4	1
						46	H	Northwestern St.		4	6	75	A	Lamar		5	13
						47	N	Nebraska		11	10	79	A	Southern California		8	5
												79	A	Southern California		2	5
												79	A	Southern California		5	8
												85	A	Oregon		5	4
												85	A	Oregon		0	3
												85	A	Oregon		2	4
												93	A	Utah		2	4
												93	A	Utah		3	6
						LAST 15 GAMES											
						183	A	Hawaii		5	3						
						183	A	Hawaii		6	1						
						183	A	Hawaii		11	2						
						218	H	Abilene Christian		8	3						
						218	H	Abilene Christian		12	1						

Non-Div. I Games:

Arizona

		RPI	S	Opponent	Score	
85	A Oregon	5	4	93 A Utah	6	7
85	A Oregon	2	4			
85	A Oregon	0	3			
43	H Arizona St.	1	5			
43	H Arizona St.	4	2			

A
r
i
z
o
n
a

A
r
i
z
o
n
a

Average RPI Win: 130		WON-LOST	WINNING	LAST 15	STRENGTH OF		OPP. STRENGTH	TEAM	ADJ	CONF.	ADJ CONF.
Average RPI Loss: 97		RECORD	PCT. RANK	GAMES	SCHEDULE		OF SCHEDULE	RPI	RPI	RPI	RPI
DIV. I ONLY		41-17-0	.7069	17	12-3-0		73	89	22	.56712	22
DIV. I NON-CONF.		22-12-0	.64706	68	1-1-0		75	41	59	.54467	59
TOTALS		RPI 1-25	RPI 26-50		W-L RECORDS		RPI 51-100		RPI 101-150		RPI 150+
41-17-0		1-2-0	3-2-0		OVERALL		12-4-0		14-7-0		11-2-0
24-9-0		0-1-0	0-1-0		HOME		7-3-0		11-4-0		6-0-0
13-8-0		1-1-0	3-1-0		AWAY		4-1-0		1-3-0		4-2-0
4-0-0		0-0-0	0-0-0		NEUTRAL		1-0-0		2-0-0		1-0-0
22-12-0		1-2-0	3-2-0		NON-CONFERENCE		6-3-0		6-4-0		6-1-0
17-7-0		0-1-0	0-1-0		HOME		5-2-0		6-3-0		6-0-0
5-5-0		1-1-0	3-0-		AWAY		1-1-0		0-1-0		0-1-0
0-0-0		0-0-0	0-0-0		NEUTRAL		0-0-0		0-0-0		0-0-0
19-5-0		0-0-0	0-0-0		CONFERENCE		6-1-0		8-3-0		5-1-0
7-2-0		0-0-0	0-0-0		HOME		2-1-0		5-1-0		0-0-0
8-3-0		0-0-0	0-0-0		AWAY		3-0-0		1-2-0		4-1-0
4-0-0		0-0-0	0-0-0		NEUTRAL		1-0-0		2-0-0		1-0-0
RPI S	Opponent	Score	RPI S	Opponent	Score	RPI S	Opponent	Score	RPI S	Opponent	Score
16 A	TCU	9 1	32 A	Oklahoma St.	7 8	58 H	Oral Roberts	6 1	111 A	Bradley	2 3
16 H	TCU	0 2	32 H	Oklahoma St.	6 7	58 H	Oral Roberts	7 12	111 A	Bradley	4 3
24 A	Rice	2 6	48 A	New Mexico	33 8	58 H	Oral Roberts	4 7	111 A	Bradley	1 2
			48 A	New Mexico	5 2	69 A	Oklahoma	2 12	115 A	Baylor	3 8
			48 A	New Mexico	12 11	70 A	Indiana St.	10 5	115 H	Baylor	6 19
						70 A	Indiana St.	7 6	115 H	Baylor	5 3
						70 A	Indiana St.	3 2	125 H	Southern Ill.	7 4
						72 H	Iowa	4 1	125 H	Southern Ill.	5 2
						72 H	Iowa	7 3	125 H	Southern Ill.	0 7
						72 H	Iowa	5 1	125 N	Southern Ill.	10 8
						87 H	Missouri St.	3 5	137 H	Valparaiso	9 2
						87 H	Missouri St.	7 2	137 H	Valparaiso	1 6
						87 H	Missouri St.	9 5	137 H	Valparaiso	2 1
						87 N	Missouri St.	4 3	137 H	Valparaiso	10 4
						97 A	UT Arlington	7 3	138 H	Evansville	12 2
						97 H	UT Arlington	13 2	138 H	Evansville	6 5
									138 H	Evansville	12 8
									138 N	Evansville	13 6
									149 H	La.-Monroe	6 1
									149 H	La.-Monroe	7 3
									149 H	La.-Monroe	3 6
									184 A	Wichita St.	7 5
									184 A	Wichita St.	3 4
									184 A	Wichita St.	5 4
									194 H	Lipscomb	10 3
									194 H	Lipscomb	6 5
									194 H	Lipscomb	9 1
			LAST 15 GAMES								
			87 N	Missouri St.	4 3	218 H	Abilene Christian	3 2			
			138 N	Evansville	13 6	87 H	Missouri St.	3 5			
			125 N	Southern Ill.	10 8	87 H	Missouri St.	7 2			
			220 N	Illinois St.	9 5						
			184 A	Wichita St.	3 4						

Non-Div. I Games:

Dallas Baptist

184 A Wichita St.	7	5
184 A Wichita St.	5	4

RPI	S	Opponent	Score	
218	A	Abilene Christian	2	3
218	H	Abilene Christian	3	2
220	A	Illinois St.	7	1
220	A	Illinois St.	7	2
220	N	Illinois St.	9	5
275	H	Incarnate Word	17	1
282	H	Texas Southern	15	9

Dallas Baptist

D
a
l
l
a
s
B
a
p
t
i
s
t

D
a
l
l
a
s
B
a
p
t
i
s
t

Average RPI Win:	105	WON-LOST RECORD	WINNING PCT. RANK	LAST 15 GAMES	STRENGTH OF SCHEDULE	OPP. STRENGTH OF SCHEDULE	TEAM RPI	ADJ RPI	CONF. RPI	ADJ CONF. RPI		
DIV. I ONLY		37-18-1	.66964	33	7-8-0	57	79	23	.56628	23	8	8
DIV. I NON-CONF.		24-7-1	.76563	22	2-1-0	46	20	10	.59641	10	13	13
<hr/>												
TOTALS	RPI 1-25	RPI 26-50		W-L RECORDS		RPI 51-100		RPI 101-150		RPI 150+		
37-18-1	0-0-0	3-2-0		OVERALL		16-7-1		12-4-0		6-5-0		
24-6-0	0-0-0	2-2-0		HOME		10-1-0		8-0-0		4-3-0		
10-12-1	0-0-0	0-0-0		AWAY		5-6-1		3-4-0		2-2-0		
3-0-0	0-0-0	1-0-0		NEUTRAL		1-0-0		1-0-0		0-0-0		
<hr/>												
24-7-1	0-0-0	2-0-0		NON-CONFERENCE		14-6-1		7-0-0		1-1-0		
16-2-0	0-0-0	1-0-0		HOME		10-1-0		5-0-0		0-1-0		
5-5-1	0-0-0	0-0-		AWAY		3-5-1		1-0-0		1-0-0		
3-0-0	0-0-0	1-0-0		NEUTRAL		1-0-0		1-0-0		0-0-0		
<hr/>												
13-11-0	0-0-0	1-2-0		CONFERENCE		2-1-0		5-4-0		5-4-0		
8-4-0	0-0-0	1-2-0		HOME		0-0-0		3-0-0		4-2-0		
5-7-0	0-0-0	0-0-0		AWAY		2-1-0		2-4-0		1-2-0		
0-0-0	0-0-0	0-0-0		NEUTRAL		0-0-0		0-0-0		0-0-0		
<hr/>												
RPI S	Opponent	Score	RPI S	Opponent	Score	RPI S	Opponent	Score	RPI S	Opponent	Score	
			28 N	Bryant	16 2	51 H	UConn	9 6	102 A	UCLA	4 3	
			30 H	Gonzaga	6 5	51 H	UConn	5 3	102 H	UCLA	11 6	
			42 H	Cal St. Fullerton	3 6	51 H	UConn	6 2	120 A	UC Irvine	4 5	
			42 H	Cal St. Fullerton	3 2	52 A	Long Beach St.	3 1	120 A	UC Irvine	9 5	
			42 H	Cal St. Fullerton	2 18	52 A	Long Beach St.	0 2	120 A	UC Irvine	10 3	
						52 A	Long Beach St.	4 3	123 N	San Diego	9 3	
						57 A	St. Mary's (CA)	4 3	124 A	Cal Poly	3 4	
						57 H	St. Mary's (CA)	4 7	124 A	Cal Poly	0 7	
						65 A	Col. of Charleston	3 10	124 A	Cal Poly	5 10	
						65 A	Col. of Charleston	6 6	140 H	CSUN	8 2	
						65 A	Col. of Charleston	7 4	140 H	CSUN	5 4	
						66 H	Hartford	7 6	140 H	CSUN	1 0	
						66 H	Hartford	2 1	141 H	San Francisco	6 5	
						66 H	Hartford	7 4	141 H	San Francisco	13 5	
						67 N	Kentucky	11 4	141 H	San Francisco	8 2	
						79 A	Southern California	5 9	141 H	San Francisco	7 3	
						79 H	Southern California	5 2	152 H	UC Riverside	2 1	
						79 H	Southern California	10 1	152 H	UC Riverside	0 6	
						85 A	Oregon	1 3	152 H	UC Riverside	1 3	
						85 A	Oregon	1 0	183 H	Hawaii	5 4	
									183 H	Hawaii	6 3	
									183 H	Hawaii	14 2	
									225 A	UC Davis	3 13	
									225 A	UC Davis	7 3	
									225 A	UC Davis	2 6	
									256 A	CSU Bakersfield	10 4	
									256 H	CSU Bakersfield	4 5	
			LAST 15 GAMES									
			152 H	UC Riverside	0 6							
			152 H	UC Riverside	2 1							
			152 H	UC Riverside	1 3							
			30 H	Gonzaga	6 5							
			120 A	UC Irvine	9 5							

Non-Div. I Games:

UC Santa Barbara

RPI	S	Opponent	Score
120	A	UC Irvine	4 5
120	A	UC Irvine	10 3
85	A	Oregon	1 13
88	H	Nevada	5 4
90	A	Pepperdine	2 6
90	H	Pepperdine	4 3
102	A	UCLA	4 3
42	H	Cal St. Fullerton	3 6
42	H	Cal St. Fullerton	2 18

Average RPI Win: 94		WON-LOST	WINNING	LAST 15	STRENGTH OF		OPP. STRENGTH	TEAM	ADJ	CONF.	ADJ CONF.
Average RPI Loss: 62		RECORD	PCT. RANK	GAMES	SCHEDULE		OF SCHEDULE	RPI	RPI	RPI	RPI
DIV. I ONLY		35-22-0	.61404	68	7-8-0		16	25	24	.56604	24
DIV. I NON-CONF.		13-10-0	.56522	109	0-2-0		3	8	35	.5637	35
TOTALS		RPI 1-25	RPI 26-50		W-L RECORDS		RPI 51-100		RPI 101-150		RPI 150+
35-22-0		4-8-0	8-6-0		OVERALL		8-2-0		5-2-0		10-4-0
21-9-0		3-3-0	4-2-0		HOME		4-1-0		5-1-0		5-2-0
11-7-0		1-2-0	1-3-0		AWAY		4-0-0		0-0-0		5-2-0
3-6-0		0-3-0	3-1-0		NEUTRAL		0-1-0		0-1-0		0-0-0
13-10-0		3-5-0	4-1-0		NON-CONFERENCE		2-2-0		2-2-0		2-0-0
10-6-0		3-3-0	3-1-0		HOME		1-1-0		2-1-0		1-0-0
3-0-0		0-0-0	1-0-		AWAY		1-0-0		0-0-0		1-0-0
0-4-0		0-2-0	0-0-0		NEUTRAL		0-1-0		0-1-0		0-0-0
22-12-0		1-3-0	4-5-0		CONFERENCE		6-0-0		3-0-0		8-4-0
11-3-0		0-0-0	1-1-0		HOME		3-0-0		3-0-0		4-2-0
8-7-0		1-2-0	0-3-0		AWAY		3-0-0		0-0-0		4-2-0
3-2-0		0-1-0	3-1-0		NEUTRAL		0-0-0		0-0-0		0-0-0
RPI S	Opponent	Score	RPI S	Opponent	Score	RPI S	Opponent	Score	RPI S	Opponent	Score
4 H	Texas A&M	4 3	27 H	Fla. Atlantic	3 10	59 A	Houston	7 4	121 N	Arkansas	2 5
15 N	UL Lafayette	2 4	27 H	Fla. Atlantic	9 1	59 H	Houston	0 10	132 H	Western Ky.	3 2
16 H	TCU	4 6	27 N	Fla. Atlantic	6 4	59 N	Houston	6 24	132 H	Western Ky.	9 3
16 N	TCU	0 10	31 A	Louisiana Tech	2 12	75 H	Lamar	7 2	132 H	Western Ky.	5 2
18 A	Southern Miss.	4 3	31 A	Louisiana Tech	5 10	80 H	Old Dominion	6 2	144 H	UCF	13 10
18 A	Southern Miss.	1 2	31 A	Louisiana Tech	3 4	80 H	Old Dominion	3 1	144 H	UCF	0 2
18 A	Southern Miss.	1 2	31 N	Louisiana Tech	10 13	80 H	Old Dominion	8 2	144 H	UCF	4 3
18 N	Southern Miss.	2 3	31 N	Louisiana Tech	13 12	95 A	FIU	2 0	151 A	Texas St.	3 1
21 H	Arizona	4 3	31 N	Louisiana Tech	11 9	95 A	FIU	3 0	151 H	Texas St.	8 4
21 H	Arizona	2 6	34 A	Sam Houston St.	8 3	95 A	FIU	12 1	153 H	UAB	7 3
21 H	Arizona	1 8	34 H	Sam Houston St.	5 3				153 H	UAB	3 0
22 H	Dallas Baptist	6 2	36 H	East Carolina	7 2				153 H	UAB	2 6
			36 H	East Carolina	1 10				154 H	Charlotte	0 1
			36 H	East Carolina	4 1				154 H	Charlotte	12 4
									154 H	Charlotte	5 1
									165 A	Middle Tenn.	0 3
									165 A	Middle Tenn.	1 0
									165 A	Middle Tenn.	6 2
									186 A	UTSA	1 0
									186 A	UTSA	1 6
									186 A	UTSA	9 4
			LAST 15 GAMES								
			18 N	Southern Miss.	2 3	31 A	Louisiana Tech	2 12			
			31 N	Louisiana Tech	10 13	59 N	Houston	6 24			
			31 N	Louisiana Tech	11 9	27 H	Fla. Atlantic	3 10			
			27 N	Fla. Atlantic	6 4						
			31 N	Louisiana Tech	13 12						

Non-Div. I Games:

Rice

31 A Louisiana Tech	5	10
31 A Louisiana Tech	3	4

Wake Forest

Through Games Of May 29, 2016

Average RPI Win: 116		WON-LOST	WINNING	LAST 15	STRENGTH OF		OPP. STRENGTH	TEAM	ADJ	CONF.	ADJ CONF.
Average RPI Loss: 49		RECORD	PCT. RANK	GAMES	SCHEDULE		OF SCHEDULE	RPI	RPI	RPI	RPI
DIV. I ONLY		34-25-0	.57627	87	7-8-0		19	12	25	.56558	25
DIV. I NON-CONF.		19-6-0	.76	23	2-0-0		166	143	24	.56885	24
TOTALS		RPI 1-25	RPI 26-50		W-L RECORDS		RPI 51-100		RPI 101-150		RPI 150+
34-25-0		9-14-0	4-3-0		OVERALL		4-5-0		2-0-0		15-3-0
19-8-0		6-6-0	2-1-0		HOME		1-0-0		1-0-0		9-1-0
12-15-0		2-6-0	1-2-0		AWAY		3-5-0		1-0-0		5-2-0
3-2-0		1-2-0	1-0-0		NEUTRAL		0-0-0		0-0-0		1-0-0
19-6-0		1-1-0	0-0-0		NON-CONFERENCE		3-3-0		2-0-0		13-2-0
11-1-0		0-0-0	0-0-0		HOME		1-0-0		1-0-0		9-1-0
7-5-0		1-1-0	0-0-		AWAY		2-3-0		1-0-0		3-1-0
1-0-0		0-0-0	0-0-0		NEUTRAL		0-0-0		0-0-0		1-0-0
15-19-0		8-13-0	4-3-0		CONFERENCE		1-2-0		0-0-0		2-1-0
8-7-0		6-6-0	2-1-0		HOME		0-0-0		0-0-0		0-0-0
5-10-0		1-5-0	1-2-0		AWAY		1-2-0		0-0-0		2-1-0
2-2-0		1-2-0	1-0-0		NEUTRAL		0-0-0		0-0-0		0-0-0
RPI S	Opponent	Score	RPI S	Opponent	Score	RPI S	Opponent	Score	RPI S	Opponent	Score
2 H	Louisville	1 3	26 H	Duke	3 2	63 A	Marshall	3 1	106 A	High Point	9 2
2 H	Louisville	4 9	26 H	Duke	12 0	76 A	UNCG	3 18	106 H	High Point	8 3
2 H	Louisville	2 9	26 H	Duke	2 3	76 H	UNCG	6 4	154 A	Charlotte	6 7
2 N	Louisville	5 9	26 N	Duke	4 3	79 A	Southern California	1 2	154 H	Charlotte	6 5
6 H	Clemson	5 6	39 A	Boston College	8 9	79 A	Southern California	4 9	167 A	Davidson	7 6
6 H	Clemson	8 13	39 A	Boston College	3 4	79 A	Southern California	5 4	167 H	Davidson	7 4
6 H	Clemson	6 4	39 A	Boston College	8 6	96 A	Notre Dame	15 13	171 H	UMBC	10 8
6 N	Clemson	4 5				96 A	Notre Dame	5 6	174 H	Georgetown	3 1
10 A	North Carolina St.	7 11				96 A	Notre Dame	2 10	195 H	Richmond	17 4
10 A	North Carolina St.	2 3							199 A	Virginia Tech	15 5
10 A	North Carolina St.	1 6							199 A	Virginia Tech	13 20
12 A	Coastal Caro.	11 0							199 A	Virginia Tech	12 6
12 A	Coastal Caro.	6 7							207 A	Elon	4 3
13 H	Florida St.	4 2							225 H	Towson	8 4
13 H	Florida St.	8 13							236 H	Harvard	3 6
13 H	Florida St.	9 0							239 A	Appalachian St.	15 9
17 A	Virginia	9 8							239 N	Appalachian St.	10 7
17 A	Virginia	0 4							257 H	VMI	8 4
17 A	Virginia	4 6							289 H	Mt. St. Mary's	8 2
17 N	Virginia	10 9							295 H	Saint Peter's	8 2
19 H	North Carolina	3 2									
19 H	North Carolina	6 1									
19 H	North Carolina	5 4									
			LAST 15 GAMES								
			6 N	Clemson	4 5	63 A	Marshall	3 1			
			17 N	Virginia	10 9	199 A	Virginia Tech	15 5			
			2 N	Louisville	5 9	199 A	Virginia Tech	13 20			
			26 N	Duke	4 3						
			2 H	Louisville	4 9						

Non-Div. I Games:

Wake Forest

2 H Louisville	2	9
2 H Louisville	1	3

W
a
k
e
F
o
r
e
s
t

W
a
k
e
F
o
r
e
s
t

Duke		Average RPI Win: 117	Average RPI Loss: 43	WON-LOST RECORD	WINNING PCT. RANK	LAST 15 GAMES	STRENGTH OF SCHEDULE	OPP. STRENGTH OF SCHEDULE	TEAM RPI	ADJ RPI	CONF. RPI	ADJ CONF. RPI
DIV. I ONLY		33-22-0	.6	75	11-4-0	14	20	26	.56549	26	1	1
DIV. I NON-CONF.		19-6-0	.76	23	5-0-0	58	233	23	.56941	23	1	1
TOTALS		RPI 1-25	RPI 26-50		W-L RECORDS		RPI 51-100		RPI 101-150		RPI 150+	
33-22-0		10-16-0	1-1-0		OVERALL		5-1-0		2-2-0		15-2-0	
21-12-0		6-9-0	0-1-0		HOME		3-1-0		1-1-0		11-0-0	
11-8-0		4-6-0	0-0-0		AWAY		2-0-0		1-0-0		4-2-0	
1-2-0		0-1-0	1-0-0		NEUTRAL		0-0-0		0-1-0		0-0-0	
19-6-0		0-1-0	1-1-0		NON-CONFERENCE		3-1-0		2-2-0		13-1-0	
15-3-0		0-0-0	0-1-0		HOME		3-1-0		1-1-0		11-0-0	
3-2-0		0-1-0	0-0-		AWAY		0-0-0		1-0-0		2-1-0	
1-1-0		0-0-0	1-0-0		NEUTRAL		0-0-0		0-1-0		0-0-0	
14-16-0		10-15-0	0-0-0		CONFERENCE		2-0-0		0-0-0		2-1-0	
6-9-0		6-9-0	0-0-0		HOME		0-0-0		0-0-0		0-0-0	
8-6-0		4-5-0	0-0-0		AWAY		2-0-0		0-0-0		2-1-0	
0-1-0		0-1-0	0-0-0		NEUTRAL		0-0-0		0-0-0		0-0-0	
RPI S	Opponent	Score	RPI S	Opponent	Score	RPI S	Opponent	Score	RPI S	Opponent	Score	
3 H	Miami (FL)	2 14	35 N	Ohio St.	8 1	68 H	California	2 5	114 A	Liberty	8 7	
3 H	Miami (FL)	12 5	36 H	East Carolina	6 8	68 H	California	6 5	114 H	Liberty	6 1	
3 H	Miami (FL)	0 9				68 H	California	5 4	114 N	Liberty	0 1	
6 H	Clemson	2 3				76 H	UNCG	7 4	122 H	Penn St.	1 2	
6 H	Clemson	5 3				83 A	Pittsburgh	2 1	155 H	Gardner-Webb	4 1	
6 H	Clemson	2 1				83 A	Pittsburgh	7 5	155 H	Gardner-Webb	13 4	
10 A	North Carolina St.	2 1							157 H	Longwood	11 5	
10 A	North Carolina St.	2 3							161 A	Campbell	1 5	
10 A	North Carolina St.	2 12							161 H	Campbell	4 0	
12 A	Coastal Caro.	6 10							167 A	Davidson	13 3	
13 H	Florida St.	3 1							167 H	Davidson	9 2	
13 H	Florida St.	3 4							199 A	Virginia Tech	19 9	
13 H	Florida St.	5 4							199 A	Virginia Tech	3 1	
17 H	Virginia	3 0							199 A	Virginia Tech	2 3	
17 H	Virginia	6 7							203 H	Toledo	6 1	
17 H	Virginia	0 6							203 H	Toledo	3 2	
19 H	North Carolina	2 11							203 H	Toledo	2 1	
19 H	North Carolina	2 12							270 H	Norfolk St.	4 3	
19 H	North Carolina	2 8							278 A	N.C. Central	4 2	
20 A	Georgia Tech	14 13							278 H	N.C. Central	3 0	
20 A	Georgia Tech	2 3							294 H	UMES	9 1	
20 A	Georgia Tech	10 4										
25 A	Wake Forest	2 3	LAST 15 GAMES		25 N	Wake Forest	3 4	157 H	Longwood	11 5		
25 A	Wake Forest	3 2			83 A	Pittsburgh	7 5	155 H	Gardner-Webb	4 1		
25 A	Wake Forest	0 12			83 A	Pittsburgh	2 1	155 H	Gardner-Webb	13 4		
25 N	Wake Forest	3 4			13 H	Florida St.	3 4					
					13 H	Florida St.	3 1					

Non-Div. I Games:

Duke

13	H	Florida St.	5	4
270	H	Norfolk St.	4	3

D
u
k
e

D
u
k
e

Average RPI Win: 129		WON-LOST	WINNING	LAST 15	STRENGTH OF		OPP. STRENGTH	TEAM	ADJ	CONF.	ADJ CONF.
Average RPI Loss: 82		RECORD	PCT. RANK	GAMES	SCHEDULE		OF SCHEDULE	RPI	RPI	RPI	RPI
DIV. I ONLY		38-17-0	.69091	22	103		27	27	.56455	27	5
DIV. I NON-CONF.		16-7-0	.69565	44	73		33	26	.56767	26	5
TOTALS		RPI 1-25	RPI 26-50		W-L RECORDS		RPI 51-100		RPI 101-150		RPI 150+
38-17-0		6-5-0	0-2-0		OVERALL		6-3-0		9-3-0		17-4-0
22-6-0		2-1-0	0-0-0		HOME		0-0-0		8-2-0		12-3-0
13-9-0		4-3-0	0-1-0		AWAY		6-3-0		1-1-0		2-1-0
3-2-0		0-1-0	0-1-0		NEUTRAL		0-0-0		0-0-0		3-0-0
16-7-0		3-2-0	0-1-0		NON-CONFERENCE		0-0-0		6-3-0		7-1-0
10-3-0		0-0-0	0-0-0		HOME		0-0-0		5-2-0		5-1-0
4-4-0		3-2-0	0-0-0		AWAY		0-0-0		1-1-0		0-0-0
2-0-0		0-0-0	0-0-0		NEUTRAL		0-0-0		0-0-0		2-0-0
22-10-0		3-3-0	0-1-0		CONFERENCE		6-3-0		3-0-0		10-3-0
12-3-0		2-1-0	0-0-0		HOME		0-0-0		3-0-0		7-2-0
9-5-0		1-1-0	0-0-0		AWAY		6-3-0		0-0-0		2-1-0
1-2-0		0-1-0	0-1-0		NEUTRAL		0-0-0		0-0-0		1-0-0
RPI S	Opponent	Score	RPI S	Opponent	Score	RPI S	Opponent	Score	RPI S	Opponent	Score
1 A	Florida	1 2	31 N	Louisiana Tech	4 5	63 A	Marshall	10 2	107 H	Rutgers	9 8
3 A	Miami (FL)	2 5	35 A	Ohio St.	2 10	63 A	Marshall	2 7	107 H	Rutgers	3 2
3 A	Miami (FL)	4 3				63 A	Marshall	6 3	107 H	Rutgers	4 5
11 A	Mississippi St.	4 0				80 A	Old Dominion	11 0	108 A	FGCU	2 3
11 A	Mississippi St.	10 6				80 A	Old Dominion	3 1	108 H	FGCU	5 2
18 H	Southern Miss.	3 4				80 A	Old Dominion	10 7	132 H	Western Ky.	4 3
18 H	Southern Miss.	9 5				95 A	FIU	6 7	132 H	Western Ky.	4 1
18 H	Southern Miss.	9 4				95 A	FIU	9 1	132 H	Western Ky.	10 2
24 A	Rice	1 9				95 A	FIU	3 4	139 H	Saint Joseph's	1 0
24 A	Rice	10 3							139 H	Saint Joseph's	4 1
24 N	Rice	4 6							144 A	UCF	5 0
									144 H	UCF	1 3
									153 H	UAB	7 3
									153 H	UAB	5 0
									153 H	UAB	5 3
									154 H	Charlotte	7 12
									154 H	Charlotte	6 7
									154 H	Charlotte	17 8
									154 N	Charlotte	7 5
									165 A	Middle Tenn.	12 1
									165 A	Middle Tenn.	6 8
									165 A	Middle Tenn.	7 2
						24 A	Rice	1 9	174 H	Georgetown	14 2
						35 A	Ohio St.	2 10	174 H	Georgetown	11 13
						186 H	UTSA	3 1	174 H	Georgetown	6 0
									186 H	UTSA	13 5
									186 H	UTSA	3 1

Non-Div. I Games:

Fla. Atlantic

132	H	Western Ky.	4	3
24	A	Rice	10	3

RPI	S	Opponent	Score	
186	H	UTSA	5	4
228	N	South Dakota St.	11	5
228	N	South Dakota St.	4	2
253	H	LIU Brooklyn	4	3
253	H	LIU Brooklyn	5	1
253	H	LIU Brooklyn	17	2

F
l
a
.
A
t
l
a
n
t
i
c

F
l
a
.
A
t
l
a
n
t
i
c

Average RPI Win: 206		WON-LOST RECORD	WINNING PCT. RANK		LAST 15 GAMES	STRENGTH OF SCHEDULE	OPP. STRENGTH OF SCHEDULE	TEAM RPI	ADJ RPI	CONF. RPI	ADJ CONF. RPI						
Average RPI Loss: 140																	
DIV. I ONLY		47-10-0	.82456	1	13-2-0	226	222	28	.56344	28	26	26					
DIV. I NON-CONF.		18-6-0	.75	28	1-0-0	140	154	20	.57698	20	26	26					
<hr/>																	
TOTALS		RPI 1-25		RPI 26-50		W-L RECORDS		RPI 51-100		RPI 101-150		RPI 150+					
47-10-0		0-1-0		1-0-0		OVERALL		2-4-0		3-0-0		41-5-0					
15-3-0		0-0-0		0-0-0		HOME		0-1-0		0-0-0		15-2-0					
24-6-0		0-0-0		1-0-0		AWAY		1-3-0		2-0-0		20-3-0					
8-1-0		0-1-0		0-0-0		NEUTRAL		1-0-0		1-0-0		6-0-0					
18-6-0		0-1-0		1-0-0		NON-CONFERENCE		2-4-0		3-0-0		12-1-0					
3-1-0		0-0-0		0-0-0		HOME		0-1-0		0-0-0		3-0-0					
10-4-0		0-0-0		1-0-		AWAY		1-3-0		2-0-0		6-1-0					
5-1-0		0-1-0		0-0-0		NEUTRAL		1-0-0		1-0-0		3-0-0					
29-4-0		0-0-0		0-0-0		CONFERENCE		0-0-0		0-0-0		29-4-0					
12-2-0		0-0-0		0-0-0		HOME		0-0-0		0-0-0		12-2-0					
14-2-0		0-0-0		0-0-0		AWAY		0-0-0		0-0-0		14-2-0					
3-0-0		0-0-0		0-0-0		NEUTRAL		0-0-0		0-0-0		3-0-0					
RPI	S	Opponent		Score		RPI	S	Opponent		Score		RPI	S	Opponent		Score	
23	N	UC Santa Barbara		2	16	39	A	Boston College		18	6	51	A	UConn		3	6
												60	A	Maryland		3	5
												60	A	Maryland		2	0
												60	A	Maryland		6	8
												66	H	Hartford		8	9
												67	N	Kentucky		7	4
												113	A	Rhode Island		6	5
												122	N	Penn St.		3	1
												148	A	Delaware		16	5
												159	H	Sacred Heart		6	3
												159	H	Sacred Heart		1	3
												159	H	Sacred Heart		3	0
												159	H	Sacred Heart		7	3
												159	N	Sacred Heart		5	1
												160	H	Stony Brook		8	4
												160	H	Stony Brook		14	5
												160	H	Stony Brook		6	2
												167	A	Northeastern		19	2
												180	N	Monmouth		8	4
												180	N	Monmouth		8	5
												188	A	San Diego St.		10	2
												202	A	Central Conn. St.		5	4
												202	A	Central Conn. St.		7	0
												202	A	Central Conn. St.		8	1
												202	A	Central Conn. St.		6	1
												202	H	Central Conn. St.		4	8
												202	H	Central Conn. St.		9	1
												202	H	Central Conn. St.		9	2
												202	H	Central Conn. St.		9	3
												202	N	Central Conn. St.		8	1
												219	A	UMass Lowell		15	4
												235	A	Brown		15	3
												248	A	Fairleigh Dickinson		3	10
<hr/>																	
LAST 15 GAMES																	
						248	N	Fairleigh Dickinson		8	3	219	A	UMass Lowell		15	4
						159	N	Sacred Heart		5	1	202	H	Central Conn. St.		9	3
						202	N	Central Conn. St.		8	1	202	H	Central Conn. St.		4	8
						289	A	Mt. St. Mary's		12	1						
						289	A	Mt. St. Mary's		19	1						

Non-Div. I Games:

Bryant

289	A	Mt. St. Mary's	8	0
289	A	Mt. St. Mary's	6	0

RPI	S	Opponent	Score	
248	A	Fairleigh Dickinson	6	2
248	A	Fairleigh Dickinson	11	9
248	A	Fairleigh Dickinson	19	1
248	N	Fairleigh Dickinson	8	3
253	A	LIU Brooklyn	15	5
253	A	LIU Brooklyn	2	7
253	A	LIU Brooklyn	7	3
253	A	LIU Brooklyn	21	8
253	H	LIU Brooklyn	5	1
253	H	LIU Brooklyn	3	1
254	N	Army West Point	6	1
258	H	Wagner	7	0
258	H	Wagner	5	1
258	H	Wagner	10	4
258	H	Wagner	3	2
274	A	George Mason	12	2
274	A	George Mason	2	3
274	A	George Mason	7	0
289	A	Mt. St. Mary's	12	1
289	A	Mt. St. Mary's	19	1
289	A	Mt. St. Mary's	8	0
289	A	Mt. St. Mary's	6	0

Bryant

B
r
y
a
n
t

B
r
y
a
n
t

Average RPI Win: 116		WON-LOST RECORD		WINNING PCT. RANK		LAST 15 GAMES		STRENGTH OF SCHEDULE		OPP. STRENGTH OF SCHEDULE		TEAM RPI		ADJ RPI		CONF. RPI		ADJ CONF. RPI				
DIV. I ONLY		39-19-0		.67241 29		10-5-0		80		37		29		.56117 29		6		6				
DIV. I NON-CONF.		22-10-0		.6875 45		2-1-0		69		12		33		.5655 33		6		6				
TOTALS		RPI 1-25		RPI 26-50		W-L RECORDS		RPI 51-100		RPI 101-150		RPI 150+										
39-19-0		6-1-0		2-4-0		OVERALL		10-7-0		11-4-0		10-3-0										
23-8-0		3-0-0		2-2-0		HOME		7-2-0		4-2-0		7-2-0										
12-8-0		1-1-0		0-1-0		AWAY		3-3-0		5-2-0		3-1-0										
4-3-0		2-0-0		0-1-0		NEUTRAL		0-2-0		2-0-0		0-0-0										
22-10-0		6-1-0		0-3-0		NON-CONFERENCE		6-2-0		5-2-0		5-2-0										
17-3-0		3-0-0		0-1-0		HOME		6-1-0		3-0-0		5-1-0										
3-6-0		1-1-0		0-0-		AWAY		0-1-0		2-2-0		0-1-0										
2-1-0		2-0-0		0-1-0		NEUTRAL		0-0-0		0-0-0		0-0-0										
17-9-0		0-0-0		2-1-0		CONFERENCE		4-5-0		6-2-0		5-1-0										
6-5-0		0-0-0		2-1-0		HOME		1-1-0		1-2-0		2-1-0										
9-2-0		0-0-0		0-0-0		AWAY		3-2-0		3-0-0		3-0-0										
2-2-0		0-0-0		0-0-0		NEUTRAL		0-2-0		2-0-0		0-0-0										
RPI	S	Opponent		Score		RPI	S	Opponent		Score		RPI	S	Opponent		Score						
7	A	LSU		7	1	36	H	East Carolina		3	0	51	A	UConn		4	9	119	H	Cincinnati	4	7
7	H	LSU		4	1	36	H	East Carolina		3	7	51	A	UConn		14	5	119	H	Cincinnati	1	0
15	A	UL Lafayette		2	9	36	H	East Carolina		5	2	56	H	Illinois		2	5	119	H	Cincinnati	1	2
15	H	UL Lafayette		5	3	40	A	Southeastern La.		4	13	56	H	Illinois		6	5	123	A	San Diego	6	7
18	H	Southern Miss.		12	0	40	H	Southeastern La.		6	7	56	H	Illinois		3	0	131	H	Furman	11	6
18	N	Southern Miss.		12	7	47	N	Nebraska		5	11	59	A	Houston		4	3	131	H	Furman	10	6
21	N	Arizona		11	10					59	A	Houston		2	3	131	H	Furman	8	0		
										59	A	Houston		8	4	133	A	Texas	3	10		
										59	H	Houston		10	4	133	A	Texas	3	2		
										59	H	Houston		6	10	133	A	Texas	5	3		
										59	N	Houston		3	5	144	A	UCF	4	1		
										59	N	Houston		2	6	144	A	UCF	4	3		
										84	A	New Orleans		9	10	144	A	UCF	6	0		
										84	H	New Orleans		5	2	144	N	UCF	5	0		
										90	H	Pepperdine		15	0	144	N	UCF	4	3		
										90	H	Pepperdine		11	0	169	A	South Fla.	4	0		
										90	H	Pepperdine		4	3	169	A	South Fla.	7	1		
																169	A	South Fla.	9	4		
																181	A	Nicholls St.	1	2		
																181	H	Nicholls St.	0	2		
																206	H	Memphis	1	8		
																206	H	Memphis	9	5		
																206	H	Memphis	1	0		
																220	H	Illinois St.	13	0		
																220	H	Illinois St.	9	3		
																220	H	Illinois St.	3	2		
																296	H	Southern U.	14	2		

59	A	Houston	2	3
59	A	Houston	8	4

RPI	S	Opponent	Score	
297	H	Alabama A&M	7	0

T
u
l
a
n
e

T
u
l
a
n
e

Tulane

Average RPI Win: 153		WON-LOST RECORD	WINNING PCT. RANK	LAST 15 GAMES	STRENGTH OF SCHEDULE	OPP. STRENGTH OF SCHEDULE	TEAM RPI	ADJ RPI		CONF. RPI	ADJ CONF. RPI			
Average RPI Loss: 92														
DIV. I ONLY		35-19-0	.64815	43	10-5-0	134	85	30	.56042	30	11	11		
DIV. I NON-CONF.		15-8-0	.65217	65	3-1-0	155	51	31	.56581	31	8	8		
<hr/>														
TOTALS		RPI 1-25	RPI 26-50		W-L RECORDS		RPI 51-100		RPI 101-150		RPI 150+			
35-19-0		1-3-0	0-0-0		OVERALL		9-9-0		7-4-0		18-3-0			
8-2-0		0-0-0	0-0-0		HOME		2-1-0		0-0-0		6-1-0			
23-13-0		1-3-0	0-0-0		AWAY		5-5-0		7-3-0		10-2-0			
4-4-0		0-0-0	0-0-0		NEUTRAL		2-3-0		0-1-0		2-0-0			
15-8-0		1-3-0	0-0-0		NON-CONFERENCE		3-2-0		1-1-0		10-2-0			
1-0-0		0-0-0	0-0-0		HOME		0-0-0		0-0-0		1-0-0			
12-6-0		1-3-0	0-0-		AWAY		3-1-0		1-0-0		7-2-0			
2-2-0		0-0-0	0-0-0		NEUTRAL		0-1-0		0-1-0		2-0-0			
20-11-0		0-0-0	0-0-0		CONFERENCE		6-7-0		6-3-0		8-1-0			
7-2-0		0-0-0	0-0-0		HOME		2-1-0		0-0-0		5-1-0			
11-7-0		0-0-0	0-0-0		AWAY		2-4-0		6-3-0		3-0-0			
2-2-0		0-0-0	0-0-0		NEUTRAL		2-2-0		0-0-0		0-0-0			
RPI	S	Opponent	Score		RPI	S	Opponent	Score		RPI	S	Opponent	Score	
16	A	TCU	4	3						111	N	Bradley	4	5
16	A	TCU	2	10						115	A	Loyola Marymount	9	7
16	A	TCU	1	16						115	A	Loyola Marymount	4	0
23	A	UC Santa Barbara	5	6						115	A	Loyola Marymount	4	1
										121	A	Arkansas	15	10
										123	A	San Diego	8	0
										123	A	San Diego	7	6
										123	A	San Diego	4	10
										141	A	San Francisco	1	9
										141	A	San Francisco	3	5
										141	A	San Francisco	10	2
										177	A	Washington St.	5	2
										177	A	Washington St.	7	4
										177	H	Washington St.	8	0
										185	H	Santa Clara	0	6
										185	H	Santa Clara	3	0
										185	H	Santa Clara	7	4
										186	A	UTSA	12	3
										186	A	UTSA	3	1
										186	A	UTSA	12	4
										213	A	Grand Canyon	11	2
										213	A	Grand Canyon	0	3
										213	A	Grand Canyon	1	7
										213	A	Grand Canyon	21	9
										227	A	Pacific	10	5
										227	A	Pacific	5	3
										227	A	Pacific	6	0
LAST 15 GAMES														
					57	N	St. Mary's (CA)	4	13	123	A	San Diego	7	6
					90	N	Pepperdine	5	4	177	A	Washington St.	5	2
					57	N	St. Mary's (CA)	4	13	115	A	Loyola Marymount	9	7
					53	N	BYU	5	3					
					23	A	UC Santa Barbara	5	6					

Non-Div. I Games:

Gonzaga

123	A	San Diego	4	10
123	A	San Diego	8	0

RPI	S	Opponent	Score	
231	H	Portland	3	0
231	H	Portland	18	1
231	H	Portland	14	5
275	N	Incarnate Word	8	5
282	N	Texas Southern	18	3

Gonzaga

G
o
n
z
a
g
a

G
o
n
z
a
g
a

Average RPI Win:		125	WON-LOST RECORD		WINNING PCT. RANK		LAST 15 GAMES		STRENGTH OF SCHEDULE		OPP. STRENGTH OF SCHEDULE		TEAM RPI		ADJ RPI		CONF. RPI		ADJ CONF. RPI		
DIV. I ONLY				40-18-0	.68966	24	11-4-0		129		42		31		.5598		31	5		5	
DIV. I NON-CONF.				18-5-0	.78261	18	2-0-0		164		117		29		.56736		29	5		5	
TOTALS		RPI 1-25		RPI 26-50		W-L RECORDS		RPI 51-100		RPI 101-150		RPI 150+									
40-18-0		7-5-0		3-0-0		OVERALL		8-7-0		8-2-0		14-4-0									
23-5-0		4-0-0		1-0-0		HOME		7-3-0		3-1-0		8-1-0									
12-11-0		2-3-0		1-0-0		AWAY		1-4-0		5-1-0		3-3-0									
5-2-0		1-2-0		1-0-0		NEUTRAL		0-0-0		0-0-0		3-0-0									
18-5-0		2-1-0		2-0-0		NON-CONFERENCE		3-3-0		6-1-0		5-0-0									
11-2-0		1-0-0		1-0-0		HOME		3-1-0		3-1-0		3-0-0									
5-3-0		1-1-0		1-0-		AWAY		0-2-0		3-0-0		0-0-0									
2-0-0		0-0-0		0-0-0		NEUTRAL		0-0-0		0-0-0		2-0-0									
22-13-0		5-4-0		1-0-0		CONFERENCE		5-4-0		2-1-0		9-4-0									
12-3-0		3-0-0		0-0-0		HOME		4-2-0		0-0-0		5-1-0									
7-8-0		1-2-0		0-0-0		AWAY		1-2-0		2-1-0		3-3-0									
3-2-0		1-2-0		1-0-0		NEUTRAL		0-0-0		0-0-0		1-0-0									
RPI	S	Opponent		Score		RPI	S	Opponent		Score		RPI	S	Opponent		Score					
7	A	LSU		3	6	27	N	Fla. Atlantic		5	4	63	A	Marshall		4	7				
15	A	UL Lafayette		6	3	46	A	Northwestern St.		6	0	63	A	Marshall		4	10				
15	H	UL Lafayette		6	2	46	H	Northwestern St.		5	4	63	A	Marshall		10	6				
18	A	Southern Miss.		3	7							80	H	Old Dominion		12	0				
18	A	Southern Miss.		7	5							80	H	Old Dominion		2	4				
18	A	Southern Miss.		0	2							80	H	Old Dominion		11	4				
24	H	Rice		12	2							84	A	New Orleans		6	9				
24	H	Rice		4	3							95	H	FIU		6	1				
24	H	Rice		10	5							95	H	FIU		0	1				
24	N	Rice		12	13							95	H	FIU		5	0				
24	N	Rice		9	11							97	H	UT Arlington		4	5				
24	N	Rice		13	10							97	H	UT Arlington		12	8				
												97	H	UT Arlington		8	3				
												98	A	McNeese St.		1	3				
												98	H	McNeese St.		9	7				

Non-Div. I Games:

Louisiana Tech

24	H	Rice	10	5
24	H	Rice	4	3

RPI	S	Opponent	Score	
298	N	Prairie View	7	0

L
o
u
i
s
i
a
n
a
T
e
c
h

L
o
u
i
s
i
a
n
a
T
e
c
h

Louisiana Tech

Average RPI Win:		132	WON-LOST RECORD		WINNING PCT. RANK		LAST 15 GAMES		STRENGTH OF SCHEDULE		OPP. STRENGTH OF SCHEDULE		TEAM RPI		ADJ RPI		CONF. RPI		ADJ CONF. RPI	
DIV. I ONLY			36-20-0		.64286 49		10-5-0		82		31		32		.55793 32		3		3	
DIV. I NON-CONF.			18-10-0		.64286 69		3-1-0		122		38		63		.54251 63		4		4	
TOTALS		RPI 1-25		RPI 26-50		W-L RECORDS		RPI 51-100		RPI 101-150		RPI 150+								
36-20-0		4-8-0		2-1-0		OVERALL		7-8-0		12-3-0		11-0-0								
18-7-0		3-4-0		2-1-0		HOME		2-2-0		1-0-0		10-0-0								
15-8-0		1-3-0		0-0-0		AWAY		4-4-0		9-1-0		1-0-0								
3-5-0		0-1-0		0-0-0		NEUTRAL		1-2-0		2-2-0		0-0-0								
18-10-0		2-3-0		2-1-0		NON-CONFERENCE		4-4-0		2-2-0		8-0-0								
13-3-0		1-0-0		2-1-0		HOME		2-2-0		1-0-0		7-0-0								
4-6-0		1-3-0		0-0-		AWAY		2-2-0		0-1-0		1-0-0								
1-1-0		0-0-0		0-0-0		NEUTRAL		0-0-0		1-1-0		0-0-0								
18-10-0		2-5-0		0-0-0		CONFERENCE		3-4-0		10-1-0		3-0-0								
5-4-0		2-4-0		0-0-0		HOME		0-0-0		0-0-0		3-0-0								
11-2-0		0-0-0		0-0-0		AWAY		2-2-0		9-0-0		0-0-0								
2-4-0		0-1-0		0-0-0		NEUTRAL		1-2-0		1-1-0		0-0-0								
RPI	S	Opponent		Score		RPI	S	Opponent		Score		RPI	S	Opponent		Score				
14	H	Texas Tech		2	8	38	H	Michigan		6	3	58	A	Oral Roberts		1	3			
14	H	Texas Tech		5	15	38	H	Michigan		2	4	58	H	Oral Roberts		0	4			
14	H	Texas Tech		1	5	38	H	Michigan		5	4	62	A	West Virginia		8	1			
16	H	TCU		9	0							62	A	West Virginia		3	4			
16	H	TCU		6	11							62	A	West Virginia		4	5			
16	H	TCU		11	7							69	A	Oklahoma		4	3			
16	N	TCU		5	13							69	N	Oklahoma		1	3			
19	A	North Carolina		1	2							69	N	Oklahoma		10	9			
19	A	North Carolina		6	7							69	N	Oklahoma		1	9			
19	A	North Carolina		3	4							70	H	Indiana St.		1	0			
22	A	Dallas Baptist		7	6							70	H	Indiana St.		9	2			
22	H	Dallas Baptist		8	7							70	H	Indiana St.		0	2			
												87	A	Missouri St.		6	5			
												97	A	UT Arlington		5	3			
												97	A	UT Arlington		2	3			
														184 A Wichita St.		17	0			
														200 H Kansas		4	3			
														200 H Kansas		9	2			
														200 H Kansas		8	1			
														218 H Abilene Christian		16	0			
														218 H Abilene Christian		8	4			
														218 H Abilene Christian		8	2			
														275 H Incarnate Word		7	1			
														275 H Incarnate Word		3	2			
														298 H Prairie View		9	0			
														298 H Prairie View		12	0			
						LAST 15 GAMES														
														133 N Texas		8	12			
														16 N TCU		5	13			
														133 N Texas		10	4			
														200 H Kansas		8	1			
														200 H Kansas		9	2			
														69 N Oklahoma		1	3			
														69 N Oklahoma		10	9			
														69 N Oklahoma		1	9			

200	H	Kansas	4	3
58	A	Oral Roberts	1	3

O
k
l
a
h
o
m
a
s
t
.

O
k
l
a
h
o
m
a
s
t
.

UNCW

Average RPI Win: 164		WON-LOST RECORD		WINNING PCT. RANK		LAST 15 GAMES		STRENGTH OF SCHEDULE		OPP. STRENGTH OF SCHEDULE		TEAM RPI		ADJ RPI		CONF. RPI		ADJ CONF. RPI	
DIV. I ONLY		39-17-0		.69643 21		8-7-0		114		109		33		.55732 33		14		14	
DIV. I NON-CONF.		21-9-0		.7 41		1-1-0		55		91		25		.56878 25		15		15	
TOTALS		RPI 1-25		RPI 26-50		W-L RECORDS		RPI 51-100		RPI 101-150		RPI 150+							
39-17-0		2-4-0		0-1-0		OVERALL		8-6-0		8-2-0		21-4-0							
29-3-0		2-1-0		0-0-0		HOME		4-1-0		5-1-0		18-0-0							
8-12-0		0-3-0		0-1-0		AWAY		3-3-0		3-1-0		2-4-0							
2-2-0		0-0-0		0-0-0		NEUTRAL		1-2-0		0-0-0		1-0-0							
21-9-0		2-4-0		0-1-0		NON-CONFERENCE		2-3-0		6-1-0		11-0-0							
19-2-0		2-1-0		0-0-0		HOME		2-0-0		5-1-0		10-0-0							
2-7-0		0-3-0		0-0-		AWAY		0-3-0		1-0-0		1-0-0							
0-0-0		0-0-0		0-0-0		NEUTRAL		0-0-0		0-0-0		0-0-0							
18-8-0		0-0-0		0-0-0		CONFERENCE		6-3-0		2-1-0		10-4-0							
10-1-0		0-0-0		0-0-0		HOME		2-1-0		0-0-0		8-0-0							
6-5-0		0-0-0		0-0-0		AWAY		3-0-0		2-1-0		1-4-0							
2-2-0		0-0-0		0-0-0		NEUTRAL		1-2-0		0-0-0		1-0-0							
RPI S	Opponent		Score		RPI S	Opponent		Score		RPI S	Opponent		Score		RPI S	Opponent		Score	
10 A	North Carolina St.		2	5	36 A	East Carolina		6	9	64 A	North Florida		11	12	103 H	Western Caro.		15	2
10 H	North Carolina St.		6	4						64 A	North Florida		1	13	106 A	High Point		5	1
12 A	Coastal Caro.		1	4						64 A	North Florida		2	3	106 H	High Point		11	6
12 H	Coastal Caro.		4	6						65 H	Col. of Charleston		8	3	122 H	Penn St.		4	5
19 A	North Carolina		9	10						65 H	Col. of Charleston		9	5	122 H	Penn St.		5	1
19 H	North Carolina		6	2						65 H	Col. of Charleston		5	8	122 H	Penn St.		11	2
										65 N	Col. of Charleston		6	1	135 H	St. John's (NY)		16	1
										74 H	VCU		11	4	148 A	Delaware		7	11
										76 H	UNCG		8	4	148 A	Delaware		6	2
										100 A	William & Mary		6	1	148 A	Delaware		12	2
										100 A	William & Mary		2	1	161 A	Campbell		11	4
										100 A	William & Mary		7	4	161 H	Campbell		14	7
										100 N	William & Mary		9	14	167 A	Northeastern		0	3
										100 N	William & Mary		8	9	167 A	Northeastern		4	9
															179 A	James Madison		7	11
															179 A	James Madison		5	3
															179 A	James Madison		6	8
															179 N	James Madison		5	4
															195 H	Richmond		12	9
															207 H	Elon		10	4
															207 H	Elon		12	3
															214 H	Eastern Ky.		10	7
															225 H	Towson		11	4
															225 H	Towson		7	2
															225 H	Towson		6	2
															228 H	South Dakota St.		15	5
															247 H	ETSU		15	5

148	A	Delaware	6	2
148	A	Delaware	12	2

RPI	S	Opponent	Score	
247	H	ETSU	16	11
247	H	ETSU	17	7
249	H	Hofstra	6	5
249	H	Hofstra	18	4
249	H	Hofstra	10	5
284	H	Iona	11	1
284	H	Iona	19	7
284	H	Iona	11	4

UNCW

U
N
C
W

U
N
C
W

Average RPI Win: 154		WON-LOST	WINNING	LAST 15	STRENGTH OF		OPP. STRENGTH	TEAM	ADJ	CONF.	ADJ CONF.
Average RPI Loss: 77		RECORD	PCT. RANK	GAMES	SCHEDULE		OF SCHEDULE	RPI	RPI	RPI	RPI
DIV. I ONLY		41-20-0	.67213	32	12-3-0		123	60	34	.55624	34
DIV. I NON-CONF.		13-13-0	.5	148	1-0-0		74	11	102	.52483	102
TOTALS		RPI 1-25	RPI 26-50		W-L RECORDS		RPI 51-100		RPI 101-150		RPI 150+
41-20-0		1-8-0	3-1-0		OVERALL		7-4-0		9-4-0		21-3-0
22-6-0		0-2-0	2-1-0		HOME		4-0-0		5-2-0		11-1-0
15-13-0		1-6-0	0-0-0		AWAY		3-4-0		1-1-0		10-2-0
4-1-0		0-0-0	1-0-0		NEUTRAL		0-0-0		3-1-0		0-0-0
13-13-0		1-8-0	0-0-0		NON-CONFERENCE		4-1-0		1-2-0		7-2-0
9-4-0		0-2-0	0-0-0		HOME		4-0-0		0-1-0		5-1-0
4-9-0		1-6-0	0-0-0		AWAY		0-1-0		1-1-0		2-1-0
0-0-0		0-0-0	0-0-0		NEUTRAL		0-0-0		0-0-0		0-0-0
28-7-0		0-0-0	3-1-0		CONFERENCE		3-3-0		8-2-0		14-1-0
13-2-0		0-0-0	2-1-0		HOME		0-0-0		5-1-0		6-0-0
11-4-0		0-0-0	0-0-0		AWAY		3-3-0		0-0-0		8-1-0
4-1-0		0-0-0	1-0-0		NEUTRAL		0-0-0		3-1-0		0-0-0
RPI S	Opponent	Score	RPI S	Opponent	Score	RPI S	Opponent	Score	RPI S	Opponent	Score
4 A	Texas A&M	5 0	40 N	Southeastern La.	7 4	59 A	Houston	3 4	104 H	SFA	4 8
14 A	Texas Tech	3 20	46 H	Northwestern St.	2 1	59 H	Houston	4 0	104 H	SFA	7 3
14 A	Texas Tech	6 8	46 H	Northwestern St.	5 7	69 H	Oklahoma	4 3	104 H	SFA	8 6
14 H	Texas Tech	6 11	46 H	Northwestern St.	2 1	69 H	Oklahoma	4 3	104 N	SFA	5 3
15 A	UL Lafayette	1 2				69 H	Oklahoma	7 2	104 N	SFA	8 2
15 A	UL Lafayette	2 6				75 A	Lamar	9 4	104 N	SFA	0 1
15 A	UL Lafayette	3 13				75 A	Lamar	8 9	110 H	Central Ark.	2 0
24 A	Rice	3 5				75 A	Lamar	7 4	110 H	Central Ark.	9 7
24 H	Rice	3 8				84 A	New Orleans	6 7	110 H	Central Ark.	6 3
						84 A	New Orleans	3 4	110 N	Central Ark.	12 2
						84 A	New Orleans	8 4	115 A	Baylor	6 5
									115 H	Baylor	1 5
									133 A	Texas	3 12
									151 H	Texas St.	8 6
									181 A	Nicholls St.	3 1
									181 A	Nicholls St.	12 8
									181 A	Nicholls St.	4 2
									184 A	Wichita St.	15 11
									184 A	Wichita St.	0 2
									184 A	Wichita St.	13 8
									186 H	UTSA	5 8
									192 H	Houston Baptist	5 4
									192 H	Houston Baptist	6 3
									192 H	Houston Baptist	2 1
									218 H	Abilene Christian	6 3
									218 H	Abilene Christian	3 1
									218 H	Abilene Christian	2 1
			LAST 15 GAMES								
			40 N	Southeastern La.	7 4	192 H	Houston Baptist	2 1			
			104 N	SFA	8 2	4 A	Texas A&M	5 0			
			104 N	SFA	0 1	75 A	Lamar	7 4			
			110 N	Central Ark.	12 2						
			104 N	SFA	5 3						

Non-Div. I Games:

Sam Houston St.

192	H	Houston Baptist	5	4
192	H	Houston Baptist	6	3

RPI	S	Opponent	Score	
230	A	A&M-Corpus Christi	6	1
230	A	A&M-Corpus Christi	1	2
230	A	A&M-Corpus Christi	5	3
275	A	Incarnate Word	23	3
275	A	Incarnate Word	12	3
275	A	Incarnate Word	8	2
282	H	Texas Southern	5	0
282	H	Texas Southern	14	0
282	H	Texas Southern	10	3
298	H	Prairie View	16	5

S
a
m
H
o
u
s
t
o
n
S
t
.

S
a
m
H
o
u
s
t
o
n
S
t
.

Average RPI Win:		136	WON-LOST		WINNING		LAST 15		STRENGTH OF		OPP. STRENGTH		TEAM	ADJ		CONF.	ADJ CONF.	
Average RPI Loss:		91	RECORD		PCT. RANK		GAMES		SCHEDULE		OF SCHEDULE		RPI	RPI		RPI	RPI	
DIV. I ONLY			43-18-1		.70161		18		13-2-0		149		64		35		.55527	
DIV. I NON-CONF.			23-8-1		.73438		33		2-0-0		189		73		51		.55339	
TOTALS		RPI 1-25		RPI 26-50		W-L RECORDS		RPI 51-100		RPI 101-150		RPI 150+						
43-18-1		1-1-0		8-3-0		OVERALL		8-8-0		9-3-0		17-3-1						
23-4-0		0-0-0		4-0-0		HOME		3-1-0		5-1-0		11-2-0						
10-10-0		1-1-0		2-1-0		AWAY		1-6-0		2-2-0		4-0-0						
10-4-1		0-0-0		2-2-0		NEUTRAL		4-1-0		2-0-0		2-1-1						
23-8-1		1-1-0		1-2-0		NON-CONFERENCE		2-1-0		7-2-0		12-2-1						
14-1-0		0-0-0		1-0-0		HOME		1-0-0		3-0-0		9-1-0						
4-4-0		1-1-0		0-0-		AWAY		0-1-0		2-2-0		1-0-0						
5-3-1		0-0-0		0-2-0		NEUTRAL		1-0-0		2-0-0		2-1-1						
20-10-0		0-0-0		7-1-0		CONFERENCE		6-7-0		2-1-0		5-1-0						
9-3-0		0-0-0		3-0-0		HOME		2-1-0		2-1-0		2-1-0						
6-6-0		0-0-0		2-1-0		AWAY		1-5-0		0-0-0		3-0-0						
5-1-0		0-0-0		2-0-0		NEUTRAL		3-1-0		0-0-0		0-0-0						
RPI	S	Opponent		Score		RPI	S	Opponent		Score		RPI	S	Opponent		Score		
12	A	Coastal Caro.		2	3	26	N	Duke		1	8	56	A	Illinois		9	1	
12	A	Coastal Caro.		6	4	27	H	Fla. Atlantic		10	2	56	A	Illinois		3	5	
						38	H	Michigan		8	2	56	A	Illinois		0	1	
						38	H	Michigan		7	3	60	A	Maryland		1	2	
						38	H	Michigan		3	2	60	A	Maryland		0	3	
						38	N	Michigan		11	4	60	A	Maryland		4	5	
						38	N	Michigan		8	3	71	A	Kent St.		3	8	
						39	N	Boston College		2	6	72	H	Iowa		6	0	
						50	A	Minnesota		3	2	72	H	Iowa		0	12	
						50	A	Minnesota		3	4	72	H	Iowa		3	0	
						50	A	Minnesota		6	5	72	N	Iowa		4	5	
												72	N	Iowa		8	7	
												77	N	Michigan St.		7	3	
												77	N	Michigan St.		3	2	
												78	H	Xavier		11	6	
												83	N	Pittsburgh		11	8	
LAST 15 GAMES																		
						72	N	Iowa		8	7	50	A	Minnesota		3	4	
						77	N	Michigan St.		7	3	50	A	Minnesota		3	2	
						77	N	Michigan St.		3	2	187	H	Eastern Mich.		2	0	
						72	N	Iowa		4	5							
						38	N	Michigan		11	4							
												255	H	Northwestern		5	4	

Non-Div. I Games:

Ohio St.

Ohio St.

38	N	Michigan	8	3
50	A	Minnesota	6	5

Through Games Of May 29, 2016

RPI	S	Opponent	Score	
255	H	Northwestern	5	2
255	H	Northwestern	5	6
266	N	Niagara	10	7
273	A	Purdue	5	1
273	A	Purdue	3	2
273	A	Purdue	3	1

Ohio St.

O
h
i
o
s
t
.

O
h
i
o
s
t
.

Average RPI Win:		112	WON-LOST RECORD		WINNING PCT. RANK	LAST 15 GAMES		STRENGTH OF SCHEDULE		OPP. STRENGTH OF SCHEDULE	TEAM RPI	ADJ RPI	CONF. RPI	ADJ CONF. RPI					
Average RPI Loss:		94																	
DIV. I ONLY			34-21-1		.61607	66		8-6-1		43	50	36	.55515	36	6	6			
DIV. I NON-CONF.			19-11-0		.63333	71		0-1-0		20	22	32	.5657	32	6	6			
TOTALS		RPI 1-25		RPI 26-50		W-L RECORDS		RPI 51-100		RPI 101-150		RPI 150+							
34-21-1		4-6-0		4-2-0		OVERALL		10-4-0		4-2-1		12-7-0							
20-10-1		1-1-0		2-0-0		HOME		7-4-0		1-1-1		9-4-0							
14-9-0		3-5-0		2-2-0		AWAY		3-0-0		3-1-0		3-1-0							
0-2-0		0-0-0		0-0-0		NEUTRAL		0-0-0		0-0-0		0-2-0							
19-11-0		4-6-0		3-0-0		NON-CONFERENCE		3-2-0		0-1-0		9-2-0							
14-5-0		1-1-0		2-0-0		HOME		3-2-0		0-0-0		8-2-0							
5-6-0		3-5-0		1-0-		AWAY		0-0-0		0-1-0		1-0-0							
0-0-0		0-0-0		0-0-0		NEUTRAL		0-0-0		0-0-0		0-0-0							
15-10-1		0-0-0		1-2-0		CONFERENCE		7-2-0		4-1-1		3-5-0							
6-5-1		0-0-0		0-0-0		HOME		4-2-0		1-1-1		1-2-0							
9-3-0		0-0-0		1-2-0		AWAY		3-0-0		3-0-0		2-1-0							
0-2-0		0-0-0		0-0-0		NEUTRAL		0-0-0		0-0-0		0-2-0							
RPI	S	Opponent		Score		RPI	S	Opponent		Score		RPI	S	Opponent		Score			
10	A	North Carolina St.		1	6	26	A	Duke		8	6	51	A	UConn		4	3		
10	H	North Carolina St.		15	3	29	A	Tulane		0	3	51	A	UConn		3	2		
17	A	Virginia		2	4	29	A	Tulane		7	3	51	A	UConn		11	9		
17	A	Virginia		8	5	29	A	Tulane		2	5	51	H	UConn		3	2		
17	A	Virginia		6	1	33	H	UNCW		9	6	51	H	UConn		1	5		
19	A	North Carolina		1	9	40	H	Southeastern La.		2	1	51	H	UConn		2	1		
19	H	North Carolina		4	17							59	H	Houston		1	6		
24	A	Rice		1	4							59	H	Houston		3	1		
24	A	Rice		10	1							59	H	Houston		5	1		
24	A	Rice		2	7							60	H	Maryland		4	3		
												82	H	Tennessee		2	5		
												86	H	Jacksonville		6	8		
												86	H	Jacksonville		6	3		
												86	H	Jacksonville		13	0		
												169	H	South Fla.		14	7		
												169	H	South Fla.		1	5		
												169	H	South Fla.		5	6		
												169	N	South Fla.		2	4		
												180	H	Monmouth		4	3		
												180	H	Monmouth		5	2		
												180	H	Monmouth		0	4		
												206	A	Memphis		5	6		
												206	A	Memphis		8	1		
												206	A	Memphis		8	2		
												206	N	Memphis		4	5		
												207	A	Elon		7	5		
												207	H	Elon		7	8		
												274	H	George Mason		6	0		
												274	H	George Mason		8	1		
												287	H	N.C. A&T		11	2		
LAST 15 GAMES																			
206 N Memphis						4	5	169 H South Fla.						14	7	207 A Elon			
169 N South Fla.						2	4	19 A North Carolina						1	9	274 H George Mason			
144 A UCF						8	7	51 A UConn						3	2	274 H George Mason			
144 A UCF						7	1							287 H N.C. A&T					
144 A UCF						5	3												

Non-Div. I Games:

East Carolina

169 H South Fla.	5	6
169 H South Fla.	1	5

E
a
s
t
C
a
r
o
l
i
n
a

E
a
s
t
C
a
r
o
l
i
n
a

Average RPI Win: 94		WON-LOST RECORD		WINNING PCT. RANK		LAST 15 GAMES		STRENGTH OF SCHEDULE		OPP. STRENGTH OF SCHEDULE		TEAM RPI		ADJ RPI		CONF. RPI		ADJ CONF. RPI					
DIV. I ONLY		27-30-0		.47368 170		5-10-0		1		15		37		.55501 37		2		2					
DIV. I NON-CONF.		16-10-0		.61538 76		1-1-0		13		72		52		.55337 52		2		2					
TOTALS		RPI 1-25		RPI 26-50		W-L RECORDS		RPI 51-100		RPI 101-150		RPI 150+											
27-30-0		7-17-0		2-2-0		OVERALL		7-7-0		4-2-0		7-2-0											
19-15-0		4-4-0		2-2-0		HOME		6-7-0		2-1-0		5-1-0											
8-13-0		3-11-0		0-0-0		AWAY		1-0-0		2-1-0		2-1-0											
0-2-0		0-2-0		0-0-0		NEUTRAL		0-0-0		0-0-0		0-0-0											
16-10-0		2-3-0		2-2-0		NON-CONFERENCE		3-2-0		2-1-0		7-2-0											
12-7-0		1-1-0		2-2-0		HOME		2-2-0		2-1-0		5-1-0											
4-2-0		1-1-0		0-0-		AWAY		1-0-0		0-0-0		2-1-0											
0-1-0		0-1-0		0-0-0		NEUTRAL		0-0-0		0-0-0		0-0-0											
11-20-0		5-14-0		0-0-0		CONFERENCE		4-5-0		2-1-0		0-0-0											
7-8-0		3-3-0		0-0-0		HOME		4-5-0		0-0-0		0-0-0											
4-11-0		2-10-0		0-0-0		AWAY		0-0-0		2-1-0		0-0-0											
0-1-0		0-1-0		0-0-0		NEUTRAL		0-0-0		0-0-0		0-0-0											
RPI	S	Opponent		Score		RPI	S	Opponent		Score		RPI	S	Opponent		Score		RPI	S	Opponent		Score	
1	A	Florida		1	4	41	H	Wright St.		4	3	61	H	Alabama		12	4	103	H	Western Caro.		6	0
1	A	Florida		0	6	41	H	Wright St.		5	1	61	H	Alabama		7	1	119	H	Cincinnati		7	6
1	A	Florida		2	1	41	H	Wright St.		1	3	61	H	Alabama		7	10	126	A	Missouri		5	2
4	A	Texas A&M		2	10	49	H	South Ala.		1	3	67	H	Kentucky		6	14	126	A	Missouri		7	4
4	A	Texas A&M		0	5							67	H	Kentucky		4	11	126	A	Missouri		0	5
4	A	Texas A&M		1	15							67	H	Kentucky		5	2	132	H	Western Ky.		7	8
5	H	Ole Miss		13	2							81	H	Ga. Southern		5	1	154	A	Charlotte		5	10
5	H	Ole Miss		4	6							81	H	Ga. Southern		3	5	154	A	Charlotte		6	3
5	H	Ole Miss		3	7							81	H	Ga. Southern		4	1	162	A	Kennesaw St.		4	2
5	N	Ole Miss		1	5							82	H	Tennessee		2	5	162	H	Kennesaw St.		2	4
6	A	Clemson		0	12							82	H	Tennessee		4	5	194	H	Lipscomb		1	0
6	H	Clemson		6	11							82	H	Tennessee		10	8	194	H	Lipscomb		9	8
8	H	South Carolina		13	4							94	A	Mercer		7	6	194	H	Lipscomb		8	2
8	H	South Carolina		5	3							94	H	Mercer		1	3	238	H	Charleston So.		5	3
8	H	South Carolina		1	3													238	H	Charleston So.		10	3
9	A	Vanderbilt		3	15																		
9	A	Vanderbilt		3	10																		
9	A	Vanderbilt		3	10																		
11	A	Mississippi St.		11	8																		
11	A	Mississippi St.		2	9																		
11	A	Mississippi St.		1	3																		
20	A	Georgia Tech		3	1	LAST 15 GAMES						126	A	Missouri		0	5						
20	H	Georgia Tech		13	5	5	N	Ole Miss		1	5	103	H	Western Caro.		6	0						
20	N	Georgia Tech		3	6	82	H	Tennessee		2	5	5	H	Ole Miss		13	2						
						82	H	Tennessee		4	5												
						82	H	Tennessee		10	8												
						20	N	Georgia Tech		3	6												

Non-Div. I Games:

Georgia

126 A Missouri	5	2
126 A Missouri	7	4

G
e
o
r
g
i
a

G
e
o
r
g
i
a

M
i
c
h
i
g
a
n

Michigan

56	A	Illinois	1	0
166	H	Oakland	5	6

RPI	S	Opponent	Score	
255	A	Northwestern	10	4
255	A	Northwestern	11	9
255	A	Northwestern	12	3
262	H	Bowling Green	5	0

Michigan

M
i
c
h
i
g
a
n

M
i
c
h
i
g
a
n

Average RPI Win:		139	WON-LOST RECORD		WINNING PCT. RANK		LAST 15 GAMES		STRENGTH OF SCHEDULE		OPP. STRENGTH OF SCHEDULE		TEAM RPI		ADJ RPI		CONF. RPI		ADJ CONF. RPI					
DIV. I ONLY			31-20-0		.60784		71		10-5-0		64		45		39		.55454		39		1		1	
DIV. I NON-CONF.			18-4-0		.81818		12		4-1-0		238		274		55		.54905		55		1		1	
TOTALS		RPI 1-25		RPI 26-50				W-L RECORDS				RPI 51-100				RPI 101-150				RPI 150+				
31-20-0		10-10-0		1-1-0				OVERALL				2-6-0				1-0-0				17-3-0				
11-7-0		6-4-0		0-1-0				HOME				0-1-0				0-0-0				5-1-0				
9-10-0		4-5-0		0-0-0				AWAY				1-5-0				1-0-0				3-0-0				
11-3-0		0-1-0		1-0-0				NEUTRAL				1-0-0				0-0-0				9-2-0				
18-4-0		0-0-0		1-1-0				NON-CONFERENCE				1-1-0				1-0-0				15-2-0				
3-2-0		0-0-0		0-1-0				HOME				0-1-0				0-0-0				3-0-0				
4-0-0		0-0-0		0-0-				AWAY				0-0-0				1-0-0				3-0-0				
11-2-0		0-0-0		1-0-0				NEUTRAL				1-0-0				0-0-0				9-2-0				
13-16-0		10-10-0		0-0-0				CONFERENCE				1-5-0				0-0-0				2-1-0				
8-5-0		6-4-0		0-0-0				HOME				0-0-0				0-0-0				2-1-0				
5-10-0		4-5-0		0-0-0				AWAY				1-5-0				0-0-0				0-0-0				
0-1-0		0-1-0		0-0-0				NEUTRAL				0-0-0				0-0-0				0-0-0				
RPI	S	Opponent		Score		RPI	S	Opponent		Score		RPI	S	Opponent		Score		RPI	S	Opponent		Score		
2	H	Louisville		2	1	28	H	Bryant		6	18	51	H	UConn		4	9	113	A	Rhode Island		2	1	
2	H	Louisville		6	1	35	N	Ohio St.		6	2	70	N	Indiana St.		5	3	167	A	Northeastern		7	6	
2	H	Louisville		2	6							83	A	Pittsburgh		0	5	167	N	Northeastern		8	2	
6	A	Clemson		2	6							83	A	Pittsburgh		6	4	197	N	North Dakota St.		2	4	
6	A	Clemson		1	6							83	A	Pittsburgh		4	5	199	H	Virginia Tech		4	1	
6	A	Clemson		2	3							96	A	Notre Dame		1	4	199	H	Virginia Tech		0	5	
10	A	North Carolina St.		7	0							96	A	Notre Dame		1	4	199	H	Virginia Tech		2	0	
10	A	North Carolina St.		2	3							96	A	Notre Dame		9	11	212	N	Northern Ill.		5	1	
10	A	North Carolina St.		1	0													212	N	Northern Ill.		17	0	
13	H	Florida St.		0	3													212	N	Northern Ill.		2	1	
17	H	Virginia		3	2													212	N	Northern Ill.		5	0	
17	H	Virginia		0	3													221	N	Central Mich.		9	3	
17	H	Virginia		5	4													236	A	Harvard		11	9	
20	A	Georgia Tech		3	6													243	N	Villanova		11	10	
20	A	Georgia Tech		7	6													251	A	Massachusetts		11	5	
20	A	Georgia Tech		8	3													251	H	Massachusetts		2	1	
20	N	Georgia Tech		0	6													255	N	Northwestern		6	3	
25	H	Wake Forest		6	8													266	H	Niagara		9	3	
25	H	Wake Forest		4	3													266	H	Niagara		7	2	
25	H	Wake Forest		9	8													276	N	Butler		10	12	
																		293	N	Chicago St.		7	1	
LAST 15 GAMES																								
		20	N	Georgia Tech		0	6					25	H	Wake Forest		4	3							
		20	A	Georgia Tech		8	3					25	H	Wake Forest		6	8							
		20	A	Georgia Tech		7	6					167	A	Northeastern		7	6							
		20	A	Georgia Tech		3	6																	
		266	H	Niagara		9	3																	

Non-Div. I Games:

Boston College

266	H	Niagara	7	2
25	H	Wake Forest	9	8

B
o
s
t
o
n
C
o
l
l
e
g
e

B
o
s
t
o
n
C
o
l
l
e
g
e

Average RPI Win:		155	WON-LOST RECORD		WINNING PCT. RANK	LAST 15 GAMES	STRENGTH OF SCHEDULE		OPP. STRENGTH OF SCHEDULE	TEAM RPI	ADJ RPI	CONF. RPI	ADJ CONF. RPI
Average RPI Loss:		73											
DIV. I ONLY		39-19-0			.67241	29	105		98	40	.5542	40	12
DIV. I NON-CONF.		14-10-0			.58333	95	52		67	79	.53545	79	10
TOTALS		RPI 1-25	RPI 26-50		W-L RECORDS		RPI 51-100		RPI 101-150		RPI 150+		
39-19-0		2-4-0	5-4-0		OVERALL		11-6-0		2-4-0		19-1-0		
21-7-0		1-2-0	2-0-0		HOME		2-3-0		2-1-0		14-1-0		
14-10-0		1-2-0	3-3-0		AWAY		5-2-0		0-3-0		5-0-0		
4-2-0		0-0-0	0-1-0		NEUTRAL		4-1-0		0-0-0		0-0-0		
14-10-0		2-4-0	3-2-0		NON-CONFERENCE		2-3-0		2-1-0		5-0-0		
10-5-0		1-2-0	2-0-0		HOME		1-2-0		2-1-0		4-0-0		
3-4-0		1-2-0	1-0-		AWAY		0-0-0		0-0-0		1-0-0		
1-1-0		0-0-0	0-0-0		NEUTRAL		1-1-0		0-0-0		0-0-0		
25-9-0		0-0-0	2-2-0		CONFERENCE		9-3-0		0-3-0		14-1-0		
11-2-0		0-0-0	0-0-0		HOME		1-1-0		0-0-0		10-1-0		
11-6-0		0-0-0	2-1-0		AWAY		5-2-0		0-3-0		4-0-0		
3-1-0		0-0-0	0-1-0		NEUTRAL		3-0-0		0-0-0		0-0-0		
RPI S	Opponent	Score	RPI S	Opponent	Score	RPI S	Opponent	Score	RPI S	Opponent	Score		
7 A	LSU	4 11	29 A	Tulane	7 6	60 N	Maryland	1 8	110 A	Central Ark.	5 13		
15 A	UL Lafayette	1 4	29 H	Tulane	13 4	75 A	Lamar	2 1	110 A	Central Ark.	2 3		
15 H	UL Lafayette	16 5	34 N	Sam Houston St.	4 7	75 A	Lamar	5 2	110 A	Central Ark.	2 3		
15 H	UL Lafayette	4 5	36 A	East Carolina	1 2	75 A	Lamar	14 6	149 H	La.-Monroe	5 6		
18 A	Southern Miss.	4 2	46 A	Northwestern St.	2 1	82 N	Tennessee	5 4	149 H	La.-Monroe	2 0		
18 H	Southern Miss.	7 9	46 A	Northwestern St.	2 3	84 A	New Orleans	3 10	149 H	La.-Monroe	8 2		
			46 A	Northwestern St.	8 5	84 H	New Orleans	4 3	181 A	Nicholls St.	14 8		
			49 A	South Ala.	1 2	84 H	New Orleans	9 15	181 H	Nicholls St.	5 6		
			49 H	South Ala.	9 2	84 N	New Orleans	5 4	181 H	Nicholls St.	15 2		
						91 H	Troy	7 2	192 H	Houston Baptist	13 3		
						91 H	Troy	2 3	192 H	Houston Baptist	18 2		
						91 H	Troy	1 5	192 H	Houston Baptist	3 2		
						98 A	McNeese St.	4 0	218 A	Abilene Christian	9 7		
						98 A	McNeese St.	8 7	218 A	Abilene Christian	10 2		
						98 A	McNeese St.	6 7	218 A	Abilene Christian	4 3		
						98 N	McNeese St.	4 1	230 H	A&M-Corpus Christi	5 0		
						98 N	McNeese St.	10 0	230 H	A&M-Corpus Christi	4 0		
									230 H	A&M-Corpus Christi	3 1		
									275 H	Incarnate Word	4 2		
									275 H	Incarnate Word	9 0		
									275 H	Incarnate Word	11 0		
									286 A	Jackson St.	12 8		
									286 H	Jackson St.	15 0		
									292 H	Alcorn	21 0		
									292 H	Alcorn	15 3		
									296 H	Southern U.	18 2		
LAST 15 GAMES													
			34 N	Sam Houston St.	4 7	84 H	New Orleans	4 3					
			98 N	McNeese St.	4 1	84 A	New Orleans	3 10					
			98 N	McNeese St.	10 0	84 H	New Orleans	9 15					
			84 N	New Orleans	5 4								
			110 A	Central Ark.	2 3								

Non-Div. I Games:

Southeastern La.

110 A Central Ark.	2	3
110 A Central Ark.	5	13

S
o
u
t
h
e
a
s
t
e
r
n
L
a
.

S
o
u
t
h
e
a
s
t
e
r
n
L
a
.

Average RPI Win: 179		WON-LOST RECORD		WINNING PCT. RANK		LAST 15 GAMES		STRENGTH OF SCHEDULE		OPP. STRENGTH OF SCHEDULE		TEAM RPI		ADJ RPI		CONF. RPI		ADJ CONF. RPI		
DIV. I ONLY		44-15-0		.74576 7		13-2-0		225		131		41		.55283 41		19		19		
DIV. I NON-CONF.		18-9-0		.66667 54		2-0-0		210		10		50		.5542 50		14		14		
TOTALS		RPI 1-25		RPI 26-50		W-L RECORDS		RPI 51-100		RPI 101-150		RPI 150+								
44-15-0		1-3-0		1-2-0		OVERALL		2-0-0		10-5-0		30-5-0								
17-5-0		0-0-0		0-0-0		HOME		1-0-0		3-1-0		13-4-0								
23-10-0		1-3-0		1-2-0		AWAY		1-0-0		4-4-0		16-1-0								
4-0-0		0-0-0		0-0-0		NEUTRAL		0-0-0		3-0-0		1-0-0								
18-9-0		1-3-0		1-2-0		NON-CONFERENCE		2-0-0		2-2-0		12-2-0								
5-2-0		0-0-0		0-0-0		HOME		1-0-0		0-0-0		4-2-0								
12-7-0		1-3-0		1-0-		AWAY		1-0-0		1-2-0		8-0-0								
1-0-0		0-0-0		0-0-0		NEUTRAL		0-0-0		1-0-0		0-0-0								
26-6-0		0-0-0		0-0-0		CONFERENCE		0-0-0		8-3-0		18-3-0								
12-3-0		0-0-0		0-0-0		HOME		0-0-0		3-1-0		9-2-0								
11-3-0		0-0-0		0-0-0		AWAY		0-0-0		3-2-0		8-1-0								
3-0-0		0-0-0		0-0-0		NEUTRAL		0-0-0		2-0-0		1-0-0								
RPI S	Opponent		Score		RPI S	Opponent		Score		RPI S	Opponent		Score		RPI S	Opponent		Score		
2	A	Louisville	1	9	37	A	Georgia	3	4	78	A	Xavier	8	3	106	A	High Point	4	5	
10	A	North Carolina St.	4	8	37	A	Georgia	1	5	78	H	Xavier	4	1	106	A	High Point	6	11	
10	A	North Carolina St.	10	8	37	A	Georgia	3	1						119	A	Cincinnati	7	5	
10	A	North Carolina St.	1	6											119	N	Cincinnati	6	1	
															137	A	Valparaiso	9	6	
															137	A	Valparaiso	2	3	
															137	A	Valparaiso	7	3	
															137	H	Valparaiso	8	2	
															137	H	Valparaiso	11	10	
															137	N	Valparaiso	7	2	
															143	A	Milwaukee	9	2	
															143	A	Milwaukee	0	2	
															143	H	Milwaukee	1	5	
															143	H	Milwaukee	6	1	
															143	N	Milwaukee	5	1	
															164	A	Miami (OH)	4	0	
															166	A	Oakland	17	1	
															166	A	Oakland	17	9	
															166	H	Oakland	0	3	
															166	H	Oakland	5	2	
															166	H	Oakland	14	4	
					LAST 15 GAMES										187	H	Eastern Mich.	14	0	
					137	N	Valparaiso	7	2		143	H	Milwaukee	6	1	187	H	Eastern Mich.	7	5
					143	N	Milwaukee	5	1		143	H	Milwaukee	1	5	190	A	Ill.-Chicago	12	5
					190	N	Ill.-Chicago	11	3		190	H	Ill.-Chicago	9	4	190	A	Ill.-Chicago	4	3
					190	A	Ill.-Chicago	12	5							190	A	Ill.-Chicago	1	11
					190	A	Ill.-Chicago	1	11							190	H	Ill.-Chicago	9	4

Non-Div. I Games:

Wright St.

Wright St.

190	A	Ill.-Chicago	4	3
234	H	Dayton	14	4

Through Games Of May 29, 2016

RPI	S	Opponent	Score	
190	H	Ill.-Chicago	5	4
190	N	Ill.-Chicago	11	3
203	A	Toledo	14	5
203	A	Toledo	11	5
203	H	Toledo	8	1
203	H	Toledo	3	9
207	A	Elon	11	2
207	A	Elon	10	2
207	A	Elon	9	7
207	A	Elon	13	11
234	A	Dayton	1	0
234	H	Dayton	14	4
244	A	Northern Ky.	5	2
244	A	Northern Ky.	13	3
244	H	Northern Ky.	12	1
244	H	Northern Ky.	4	3
244	H	Northern Ky.	4	6
259	A	Youngstown St.	7	3
259	A	Youngstown St.	10	0
259	H	Youngstown St.	8	0
259	H	Youngstown St.	9	2
259	H	Youngstown St.	9	4
262	H	Bowling Green	6	7

Wright St.

W
r
i
g
h
t
S
t
.

W
r
i
g
h
t
S
t
.

Average RPI Win:		124	WON-LOST RECORD		WINNING PCT. RANK		LAST 15 GAMES		STRENGTH OF SCHEDULE		OPP. STRENGTH OF SCHEDULE		TEAM RPI	ADJ RPI		CONF. RPI	ADJ CONF. RPI						
DIV. I ONLY			35-21-0		.625		57		9-6-0		66		51		42	.55125		42	8	8			
DIV. I NON-CONF.			17-12-0		.58621		93		0-2-0		106		3		90	.53255		90	13	13			
TOTALS		RPI 1-25		RPI 26-50		W-L RECORDS		RPI 51-100		RPI 101-150		RPI 150+											
35-21-0		4-3-0		0-2-0		OVERALL		8-9-0		11-4-0		12-3-0											
23-10-0		0-0-0		0-2-0		HOME		5-5-0		7-1-0		11-2-0											
12-11-0		4-3-0		0-0-0		AWAY		3-4-0		4-3-0		1-1-0											
0-0-0		0-0-0		0-0-0		NEUTRAL		0-0-0		0-0-0		0-0-0											
17-12-0		2-2-0		0-2-0		NON-CONFERENCE		5-6-0		5-1-0		5-1-0											
12-6-0		0-0-0		0-2-0		HOME		4-3-0		4-1-0		4-0-0											
5-6-0		2-2-0		0-0-		AWAY		1-3-0		1-0-0		1-1-0											
0-0-0		0-0-0		0-0-0		NEUTRAL		0-0-0		0-0-0		0-0-0											
18-9-0		2-1-0		0-0-0		CONFERENCE		3-3-0		6-3-0		7-2-0											
11-4-0		0-0-0		0-0-0		HOME		1-2-0		3-0-0		7-2-0											
7-5-0		2-1-0		0-0-0		AWAY		2-1-0		3-3-0		0-0-0											
0-0-0		0-0-0		0-0-0		NEUTRAL		0-0-0		0-0-0		0-0-0											
RPI	S	Opponent		Score		RPI	S	Opponent		Score		RPI	S	Opponent		Score		RPI	S	Opponent		Score	
14	A	Texas Tech		4	1	43	H	Arizona St.		1	2	52	A	Long Beach St.		6	2	102	A	UCLA		14	7
14	A	Texas Tech		5	6	43	H	Arizona St.		3	5	52	A	Long Beach St.		1	2	102	H	UCLA		10	7
14	A	Texas Tech		7	3							52	A	Long Beach St.		2	1	120	A	UC Irvine		0	2
21	A	Arizona		0	2							52	H	Long Beach St.		4	5	120	A	UC Irvine		7	2
23	A	UC Santa Barbara		6	3							52	H	Long Beach St.		4	2	120	A	UC Irvine		6	4
23	A	UC Santa Barbara		18	2							52	H	Long Beach St.		4	5	123	H	San Diego		4	2
23	A	UC Santa Barbara		2	3							60	H	Maryland		4	8	124	A	Cal Poly		3	6
												60	H	Maryland		3	2	124	A	Cal Poly		0	1
												60	H	Maryland		0	1	124	A	Cal Poly		2	1
												73	A	Stanford		4	3	136	H	UNLV		6	0
												73	A	Stanford		1	2	136	H	UNLV		0	2
												73	A	Stanford		0	2	136	H	UNLV		12	4
												79	A	Southern California		2	3	140	H	CSUN		8	5
												79	H	Southern California		1	2	140	H	CSUN		2	1
												99	H	Indiana		3	2	140	H	CSUN		7	4
												99	H	Indiana		8	3	152	H	UC Riverside		6	2
												99	H	Indiana		6	1	152	H	UC Riverside		2	1
																		152	H	UC Riverside		9	2
																		183	H	Hawaii		2	3
																		183	H	Hawaii		8	3
																		183	H	Hawaii		3	6
																		184	H	Wichita St.		7	1
																		184	H	Wichita St.		9	1
																		184	H	Wichita St.		5	0
																		188	A	San Diego St.		2	7
																		188	H	San Diego St.		8	1
																		225	H	UC Davis		13	3
					LAST 15 GAMES																		
						52	A	Long Beach St.		2	1	23	A	UC Santa Barbara		6	3	184	H	Wichita St.		9	1
						52	A	Long Beach St.		1	2	23	A	UC Santa Barbara		18	2	184	H	Wichita St.		5	0
						52	A	Long Beach St.		6	2	23	A	UC Santa Barbara		2	3	188	A	San Diego St.		2	7
						79	H	Southern California		1	2							188	H	San Diego St.		8	1
						183	H	Hawaii		2	3							225	H	UC Davis		13	3

Non-Div. I Games:

Cal St. Fullerton

183	H	Hawaii	8	3
183	H	Hawaii	3	6

RPI	S	Opponent	Score	
225	H	UC Davis	3	2
225	H	UC Davis	10	0
256	A	CSU Bakersfield	8	3

Cal St. Fullerton

C
a
l
S
t
.
F
u
l
l
e
r
t
o
n

C
a
l
S
t
.
F
u
l
l
e
r
t
o
n

Average RPI Win: 98		WON-LOST	WINNING	LAST 15	STRENGTH OF		OPP. STRENGTH	TEAM	ADJ		CONF.	ADJ CONF.
Average RPI Loss: 78		RECORD	PCT. RANK	GAMES	SCHEDULE		OF SCHEDULE	RPI	RPI		RPI	RPI
DIV. I ONLY		34-21-0	.61818	62	9-6-0		55	39	43		4	4
DIV. I NON-CONF.		17-6-0	.73913	31	2-1-0		86	35	22		3	3
TOTALS		RPI 1-25	RPI 26-50		W-L RECORDS		RPI 51-100		RPI 101-150		RPI 150+	
34-21-0		3-2-0	5-3-0		OVERALL		15-11-0		3-4-0		8-1-0	
21-12-0		1-1-0	3-0-0		HOME		11-9-0		0-2-0		6-0-0	
13-9-0		2-1-0	2-3-0		AWAY		4-2-0		3-2-0		2-1-0	
0-0-0		0-0-0	0-0-0		NEUTRAL		0-0-0		0-0-0		0-0-0	
17-6-0		0-0-0	5-0-0		NON-CONFERENCE		5-3-0		1-3-0		6-0-0	
13-3-0		0-0-0	3-0-0		HOME		4-1-0		0-2-0		6-0-0	
4-3-0		0-0-0	2-0-		AWAY		1-2-0		1-1-0		0-0-0	
0-0-0		0-0-0	0-0-0		NEUTRAL		0-0-0		0-0-0		0-0-0	
17-15-0		3-2-0	0-3-0		CONFERENCE		10-8-0		2-1-0		2-1-0	
8-9-0		1-1-0	0-0-0		HOME		7-8-0		0-0-0		0-0-0	
9-6-0		2-1-0	0-3-0		AWAY		3-0-0		2-1-0		2-1-0	
0-0-0		0-0-0	0-0-0		NEUTRAL		0-0-0		0-0-0		0-0-0	
RPI S	Opponent	Score	RPI S	Opponent	Score	RPI S	Opponent	Score	RPI S	Opponent	Score	
21 A	Arizona	5 2	42 A	Cal St. Fullerton	5 3	52 A	Long Beach St.	9 2	102 A	UCLA	2 13	
21 A	Arizona	2 4	42 A	Cal St. Fullerton	2 1	52 A	Long Beach St.	1 3	102 A	UCLA	12 4	
21 A	Arizona	5 1	44 A	Oregon St.	2 3	52 A	Long Beach St.	2 5	102 A	UCLA	10 4	
21 H	Arizona	0 8	44 A	Oregon St.	2 12	55 H	Washington	6 3	123 A	San Diego	4 6	
21 H	Arizona	7 5	44 A	Oregon St.	3 7	55 H	Washington	1 6	123 H	San Diego	3 6	
			48 H	New Mexico	9 5	55 H	Washington	2 4	136 A	UNLV	6 4	
			48 H	New Mexico	7 4	68 H	California	6 4	136 H	UNLV	7 11	
			48 H	New Mexico	1 0	68 H	California	4 0	177 A	Washington St.	10 1	
						68 H	California	4 8	177 A	Washington St.	18 3	
						73 A	Stanford	9 6	177 A	Washington St.	3 9	
						73 A	Stanford	8 7	187 H	Eastern Mich.	8 1	
						73 A	Stanford	3 2	187 H	Eastern Mich.	12 4	
						78 H	Xavier	5 1	187 H	Eastern Mich.	5 4	
						78 H	Xavier	2 1	225 H	UC Davis	4 3	
						78 H	Xavier	5 2	225 H	UC Davis	6 5	
						78 H	Xavier	8 2	225 H	UC Davis	3 2	
						79 H	Southern California	2 6				
						79 H	Southern California	3 2				
						79 H	Southern California	9 31				
						85 H	Oregon	5 4				
LAST 15 GAMES												
			79 H	Southern California	9 31							
			79 H	Southern California	2 6							
			79 H	Southern California	3 2							
			102 A	UCLA	10 4							
			102 A	UCLA	2 13							

Non-Div. I Games:

Arizona St.

	RPI	S	Opponent	Score
102 A UCLA	12	4	85 H Oregon	2 12
123 A San Diego	4	6	85 H Oregon	9 8
			88 H Nevada	5 11
			93 H Utah	5 0
			93 H Utah	1 3
			93 H Utah	7 16
21 A Arizona	5	1		
21 A Arizona	2	4		
21 A Arizona	5	2		

Average RPI Win:	110	WON-LOST RECORD	WINNING PCT. RANK	LAST 15 GAMES	STRENGTH OF SCHEDULE	OPP. STRENGTH OF SCHEDULE	TEAM RPI	ADJ RPI	CONF. RPI	ADJ CONF. RPI		
DIV. I ONLY		35-19-0	.64815	43	8-7-0	121	35	44	.55056	44	4	4
DIV. I NON-CONF.		17-4-0	.80952	14	1-1-0	234	54	44	.55633	44	3	3
<hr/>												
TOTALS	RPI 1-25	RPI 26-50		W-L RECORDS		RPI 51-100		RPI 101-150		RPI 150+		
35-19-0	0-3-0	4-0-0		OVERALL		12-10-0		13-2-0		6-4-0		
17-6-0	0-0-0	3-0-0		HOME		5-4-0		8-1-0		1-1-0		
9-11-0	0-3-0	0-0-0		AWAY		5-6-0		2-0-0		2-2-0		
9-2-0	0-0-0	1-0-0		NEUTRAL		2-0-0		3-1-0		3-1-0		
17-4-0	0-0-0	1-0-0		NON-CONFERENCE		1-0-0		10-2-0		5-2-0		
6-2-0	0-0-0	0-0-0		HOME		0-0-0		5-1-0		1-1-0		
3-0-0	0-0-0	0-0-		AWAY		0-0-0		2-0-0		1-0-0		
8-2-0	0-0-0	1-0-0		NEUTRAL		1-0-0		3-1-0		3-1-0		
18-15-0	0-3-0	3-0-0		CONFERENCE		11-10-0		3-0-0		1-2-0		
11-4-0	0-0-0	3-0-0		HOME		5-4-0		3-0-0		0-0-0		
6-11-0	0-3-0	0-0-0		AWAY		5-6-0		0-0-0		1-2-0		
1-0-0	0-0-0	0-0-0		NEUTRAL		1-0-0		0-0-0		0-0-0		
<hr/>												
RPI	S	Opponent	Score	RPI	S	Opponent	Score	RPI	S	Opponent	Score	
21	A	Arizona	1 6	43	H	Arizona St.	3 2	55	H	Washington	10 1	
21	A	Arizona	5 6	43	H	Arizona St.	7 3	55	H	Washington	2 3	
21	A	Arizona	1 4	43	H	Arizona St.	12 2	55	H	Washington	5 4	
				50	N	Minnesota	8 7	68	A	California	2 6	
								68	A	California	0 5	
								68	A	California	3 5	
								73	H	Stanford	0 6	
								73	H	Stanford	11 4	
								73	H	Stanford	3 2	
								79	A	Southern California	1 10	
								79	A	Southern California	3 1	
								79	A	Southern California	4 1	
								85	A	Oregon	6 7	
								85	A	Oregon	11 10	
								85	H	Oregon	6 3	
								85	H	Oregon	3 6	
								85	H	Oregon	4 7	
								93	A	Utah	7 2	
								93	A	Utah	10 4	
								93	A	Utah	6 7	
				LAST 15 GAMES								
				102	H	UCLA	6 0					
				102	H	UCLA	3 0					
				102	H	UCLA	1 0					
				79	A	Southern California	4 1					
				79	A	Southern California	1 10					
				102	H	UCLA	3 0					
				200	N	Kansas	9 3					
				231	A	Portland	13 6					
				231	N	Portland	5 7					

Non-Div. I Games:

Oregon St.

[illegible]

Average RPI Win: 172		WON-LOST	WINNING	LAST 15	STRENGTH OF		OPP. STRENGTH	TEAM	ADJ		CONF.	ADJ CONF.					
Average RPI Loss: 101		RECORD	PCT. RANK	GAMES	SCHEDULE		OF SCHEDULE	RPI	RPI		RPI	RPI					
DIV. I ONLY		38-17-0	.69091	22	7-8-0		150	151	45	.55002	45	16	16				
DIV. I NON-CONF.		23-10-0	.69697	43	1-2-0		139	135	38	.55849	38	16	16				
<hr/>																	
TOTALS		RPI 1-25		RPI 26-50		W-L RECORDS		RPI 51-100		RPI 101-150		RPI 150+					
38-17-0		0-0-0		1-2-0		OVERALL		5-9-0		10-4-0		22-2-0					
22-4-0		0-0-0		1-1-0		HOME		2-1-0		3-1-0		16-1-0					
14-11-0		0-0-0		0-1-0		AWAY		3-6-0		5-3-0		6-1-0					
2-2-0		0-0-0		0-0-0		NEUTRAL		0-2-0		2-0-0		0-0-0					
<hr/>																	
23-10-0		0-0-0		1-2-0		NON-CONFERENCE		4-5-0		4-2-0		14-1-0					
15-2-0		0-0-0		1-1-0		HOME		2-1-0		1-0-0		11-0-0					
8-8-0		0-0-0		0-0-		AWAY		2-4-0		3-2-0		3-1-0					
0-0-0		0-0-0		0-0-0		NEUTRAL		0-0-0		0-0-0		0-0-0					
<hr/>																	
15-7-0		0-0-0		0-0-0		CONFERENCE		1-4-0		6-2-0		8-1-0					
7-2-0		0-0-0		0-0-0		HOME		0-0-0		2-1-0		5-1-0					
6-3-0		0-0-0		0-0-0		AWAY		1-2-0		2-1-0		3-0-0					
2-2-0		0-0-0		0-0-0		NEUTRAL		0-2-0		2-0-0		0-0-0					
<hr/>																	
RPI	S	Opponent	Score		RPI	S	Opponent	Score		RPI	S	Opponent	Score				
			47	A	Nebraska	2	8	53	A	BYU	4	13	121	A	Arkansas	2	6
			47	H	Nebraska	2	15	53	A	BYU	10	2	128	A	Kansas St.	2	8
			47	H	Nebraska	4	3	53	A	BYU	8	5	128	H	Kansas St.	5	4
								78	A	Xavier	5	6	135	A	St. John's (NY)	8	2
								78	A	Xavier	4	2	135	A	St. John's (NY)	2	6
								78	A	Xavier	4	6	135	A	St. John's (NY)	6	3
								78	N	Xavier	7	8	135	N	St. John's (NY)	4	3
								78	N	Xavier	3	5	147	H	Seton Hall	3	1
								86	H	Jacksonville	4	0	147	H	Seton Hall	7	1
								86	H	Jacksonville	3	4	147	H	Seton Hall	4	5
								86	H	Jacksonville	2	1	147	N	Seton Hall	6	5
								92	A	Fresno St.	1	2	150	A	Stetson	5	1
								92	A	Fresno St.	3	7	150	A	Stetson	4	1
								92	A	Fresno St.	1	2	150	A	Stetson	7	5
													153	H	UAB	4	3
													153	H	UAB	3	1
													153	H	UAB	2	1
													160	H	Stony Brook	5	4
													160	H	Stony Brook	4	0
													160	H	Stony Brook	4	0
													174	H	Georgetown	4	0
													174	H	Georgetown	2	3
													174	H	Georgetown	6	2
													176	H	Omaha	2	1
													176	H	Omaha	2	1
													184	A	Wichita St.	3	7
													198	A	Murray St.	10	5
													198	A	Murray St.	9	4
<hr/>																	
LAST 15 GAMES																	
			78	N	Xavier	7	8	176	H	Omaha	2	1	174	H	Georgetown	6	2
			135	N	St. John's (NY)	4	3	47	H	Nebraska	2	15	176	H	Omaha	2	1
			78	N	Xavier	3	5	78	A	Xavier	4	6	184	A	Wichita St.	3	7
			147	N	Seton Hall	6	5						198	A	Murray St.	10	5
			135	A	St. John's (NY)	2	6						198	A	Murray St.	9	4

Non-Div. I Games:

Creighton

135	A	St. John's (NY)	8	2
135	A	St. John's (NY)	6	3

RPI	S	Opponent	Score	
198	A	Murray St.	7	2
228	H	South Dakota St.	6	5
243	A	Villanova	10	4
243	A	Villanova	9	3
243	A	Villanova	6	5
276	H	Butler	6	4
276	H	Butler	4	3
276	H	Butler	2	1
290	H	North Dakota	7	1
290	H	North Dakota	7	1
290	H	North Dakota	5	0

C
r
e
i
g
h
t
o
n

C
r
e
i
g
h
t
o
n

Average RPI Win:		153	WON-LOST RECORD		WINNING PCT. RANK		LAST 15 GAMES		STRENGTH OF SCHEDULE		OPP. STRENGTH OF SCHEDULE		TEAM RPI		ADJ RPI		CONF. RPI		ADJ CONF. RPI				
DIV. I ONLY				33-24-0		.57895 86		9-6-0		46		101		46		.54977 46		12		12			
DIV. I NON-CONF.				13-12-0		.52 135		2-4-0		24		109		57		.54506 57		10		10			
TOTALS		RPI 1-25		RPI 26-50		W-L RECORDS		RPI 51-100		RPI 101-150		RPI 150+											
33-24-0		1-8-0		2-6-0		OVERALL		6-6-0		8-3-0		16-1-0											
18-7-0		0-1-0		1-3-0		HOME		2-1-0		3-1-0		12-1-0											
13-15-0		1-7-0		1-3-0		AWAY		3-3-0		5-2-0		3-0-0											
2-2-0		0-0-0		0-0-0		NEUTRAL		1-2-0		0-0-0		1-0-0											
13-12-0		1-8-0		0-2-0		NON-CONFERENCE		1-0-0		4-1-0		7-1-0											
7-3-0		0-1-0		0-1-0		HOME		0-0-0		1-0-0		6-1-0											
4-9-0		1-7-0		0-0-		AWAY		0-0-0		3-1-0		0-0-0											
2-0-0		0-0-0		0-0-0		NEUTRAL		1-0-0		0-0-0		1-0-0											
20-12-0		0-0-0		2-4-0		CONFERENCE		5-6-0		4-2-0		9-0-0											
11-4-0		0-0-0		1-2-0		HOME		2-1-0		2-1-0		6-0-0											
9-6-0		0-0-0		1-2-0		AWAY		3-3-0		2-1-0		3-0-0											
0-2-0		0-0-0		0-0-0		NEUTRAL		0-2-0		0-0-0		0-0-0											
RPI	S	Opponent		Score		RPI	S	Opponent		Score		RPI	S	Opponent		Score		RPI	S	Opponent		Score	
4	A	Texas A&M		6	7	31	A	Louisiana Tech		4	5	57	N	St. Mary's (CA)		9	3	104	H	SFA		10	3
7	A	LSU		2	7	31	H	Louisiana Tech		0	6	75	H	Lamar		5	6	104	H	SFA		1	4
15	A	UL Lafayette		0	4	34	A	Sam Houston St.		1	2	75	H	Lamar		5	1	104	H	SFA		4	2
15	H	UL Lafayette		1	10	34	A	Sam Houston St.		1	2	75	H	Lamar		2	0	110	A	Central Ark.		3	2
18	A	Southern Miss.		5	15	34	A	Sam Houston St.		7	5	84	A	New Orleans		4	5	110	A	Central Ark.		3	6
18	A	Southern Miss.		5	8	40	H	Southeastern La.		3	2	84	A	New Orleans		5	6	110	A	Central Ark.		7	5
18	A	Southern Miss.		6	8	40	H	Southeastern La.		5	8	84	A	New Orleans		6	1	117	A	Arkansas St.		8	3
21	A	Arizona		6	4	40	H	Southeastern La.		1	2	84	N	New Orleans		5	6	117	A	Arkansas St.		6	3
21	A	Arizona		1	4					98	A	McNeese St.		8	7	117	A	Arkansas St.		1	4		
								98	A	McNeese St.		1	2	149	A	La.-Monroe		6	2				
								98	A	McNeese St.		7	1	149	H	La.-Monroe		11	2				
								98	N	McNeese St.		0	3	158	H	Alabama St.		8	4				
												158	H	Alabama St.		1	0						
												158	H	Alabama St.		4	2						
												172	H	Sacramento St.		2	4						
												181	A	Nicholls St.		6	3						
												181	A	Nicholls St.		4	1						
												181	A	Nicholls St.		13	4						
												218	H	Abilene Christian		4	3						
												218	H	Abilene Christian		10	9						
												218	H	Abilene Christian		2	0						
												230	H	A&M-Corpus Christi		4	3						
												230	H	A&M-Corpus Christi		4	2						
												230	H	A&M-Corpus Christi		6	5						
												31	A	Louisiana Tech		4	5	256	N	CSU Bakersfield		9	7
																283	H	Grambling		2	1		
																300	H	Mississippi Val.		10	7		

Non-Div. I Games:

Northwestern St.

Northwestern St.

7	A	LSU	2	7
181	A	Nicholls St.	6	3

Through Games Of May 29, 2016

RPI	S	Opponent	Score	
300	H	Mississippi Val.	10	0

Northwestern St.

N
o
r
t
h
w
e
s
t
e
r
n
s
t
.

N
o
r
t
h
w
e
s
t
e
r
n
s
t
.

Average RPI Win: 139		WON-LOST	WINNING	LAST 15	STRENGTH OF		OPP. STRENGTH	TEAM	ADJ	CONF.	ADJ CONF.
Average RPI Loss: 91		RECORD	PCT. RANK	GAMES	SCHEDULE		OF SCHEDULE	RPI	RPI	RPI	RPI
DIV. I ONLY		37-20-0	.64912	40	11-4-0		109	94	47	.54954	47
DIV. I NON-CONF.		21-10-0	.67742	51	2-0-0		85	66	37	.56321	37
TOTALS		RPI 1-25	RPI 26-50		W-L RECORDS		RPI 51-100		RPI 101-150		RPI 150+
37-20-0		0-1-0	3-4-0		OVERALL		11-8-0		9-4-0		14-3-0
21-6-0		0-0-0	1-0-0		HOME		5-1-0		6-2-0		9-3-0
14-11-0		0-0-0	1-4-0		AWAY		6-5-0		3-2-0		4-0-0
2-3-0		0-1-0	1-0-0		NEUTRAL		0-2-0		0-0-0		1-0-0
21-10-0		0-1-0	3-1-0		NON-CONFERENCE		4-4-0		5-2-0		9-2-0
12-3-0		0-0-0	1-0-0		HOME		0-0-0		4-1-0		7-2-0
7-6-0		0-0-0	1-0-		AWAY		4-4-0		1-1-0		1-0-0
2-1-0		0-1-0	1-0-0		NEUTRAL		0-0-0		0-0-0		1-0-0
16-10-0		0-0-0	0-3-0		CONFERENCE		7-4-0		4-2-0		5-1-0
9-3-0		0-0-0	0-0-0		HOME		5-1-0		2-1-0		2-1-0
7-5-0		0-0-0	0-3-0		AWAY		2-1-0		2-1-0		3-0-0
0-2-0		0-0-0	0-0-0		NEUTRAL		0-2-0		0-0-0		0-0-0
RPI S	Opponent	Score	RPI S	Opponent	Score	RPI S	Opponent	Score	RPI S	Opponent	Score
21 N	Arizona	10 11	29 N	Tulane	11 5	52 A	Long Beach St.	9 2	107 A	Rutgers	8 1
			38 A	Michigan	6 10	52 A	Long Beach St.	1 3	107 A	Rutgers	8 4
			38 A	Michigan	1 6	52 A	Long Beach St.	0 1	107 A	Rutgers	2 3
			38 A	Michigan	2 7	56 H	Illinois	4 6	115 H	Loyola Marymount	3 0
			45 A	Creighton	15 2	56 H	Illinois	9 8	115 H	Loyola Marymount	6 4
			45 A	Creighton	3 4	56 H	Illinois	9 7	115 H	Loyola Marymount	7 0
			45 H	Creighton	8 2	65 A	Col. of Charleston	3 7	115 H	Loyola Marymount	5 4
						65 A	Col. of Charleston	4 0	122 H	Penn St.	4 7
						65 A	Col. of Charleston	5 13	122 H	Penn St.	6 0
						70 A	Indiana St.	11 4	122 H	Penn St.	8 1
						70 A	Indiana St.	10 4	123 A	San Diego	5 17
						77 A	Michigan St.	2 4	128 A	Kansas St.	5 1
						77 A	Michigan St.	6 3	128 H	Kansas St.	2 4
						77 A	Michigan St.	7 4	176 A	Omaha	11 6
						77 N	Michigan St.	1 5	176 H	Omaha	8 2
						99 H	Indiana	4 1	181 H	Nicholls St.	6 1
						99 H	Indiana	2 0	181 H	Nicholls St.	1 7
						99 H	Indiana	3 0	181 H	Nicholls St.	4 2
						99 N	Indiana	2 6	184 H	Wichita St.	7 3
									184 H	Wichita St.	5 17
									184 H	Wichita St.	4 0
									200 N	Kansas	3 1
									255 H	Northwestern	3 11
									255 H	Northwestern	8 7
									255 H	Northwestern	3 2
									268 H	Northern Colo.	7 1
									268 H	Northern Colo.	8 0
			LAST 15 GAMES								
			99 N	Indiana	2 6	122 H	Penn St.	6 0			
			77 N	Michigan St.	1 5	122 H	Penn St.	4 7			
			99 H	Indiana	3 0	176 H	Omaha	8 2			
			99 H	Indiana	2 0						
			99 H	Indiana	4 1						

Non-Div. I Games:

Nebraska

45	A	Creighton	15	2
122	H	Penn St.	8	1

RPI	S	Opponent	Score	
273	A	Purdue	9	8
273	A	Purdue	11	6
273	A	Purdue	9	5

Nebraska

N
e
b
r
a
s
k
a

N
e
b
r
a
s
k
a

Average RPI Win:		159	WON-LOST	WINNING	LAST 15	STRENGTH OF		OPP. STRENGTH	TEAM	ADJ	CONF.	ADJ CONF.
Average RPI Loss:		104	RECORD	PCT. RANK	GAMES	SCHEDULE		OF SCHEDULE	RPI	RPI	RPI	RPI
DIV. I ONLY		38-21-0	.64407	46	8-7-0	119		99	48	.54913	48	13
DIV. I NON-CONF.		15-11-0	.57692	101	1-2-0	41		63	42	.55682	42	11
TOTALS		RPI 1-25	RPI 26-50		W-L RECORDS		RPI 51-100		RPI 101-150		RPI 150+	
38-21-0		1-5-0	0-3-0		OVERALL		8-3-0		7-4-0		22-6-0	
16-8-0		1-4-0	0-0-0		HOME		4-2-0		3-1-0		8-1-0	
18-12-0		0-1-0	0-3-0		AWAY		2-1-0		3-2-0		13-5-0	
4-1-0		0-0-0	0-0-0		NEUTRAL		2-0-0		1-1-0		1-0-0	
15-11-0		1-5-0	0-3-0		NON-CONFERENCE		0-0-0		4-1-0		10-2-0	
5-4-0		1-4-0	0-0-0		HOME		0-0-0		1-0-0		3-0-0	
9-6-0		0-1-0	0-0-		AWAY		0-0-0		2-0-0		7-2-0	
1-1-0		0-0-0	0-0-0		NEUTRAL		0-0-0		1-1-0		0-0-0	
23-10-0		0-0-0	0-0-0		CONFERENCE		8-3-0		3-3-0		12-4-0	
11-4-0		0-0-0	0-0-0		HOME		4-2-0		2-1-0		5-1-0	
9-6-0		0-0-0	0-0-0		AWAY		2-1-0		1-2-0		6-3-0	
3-0-0		0-0-0	0-0-0		NEUTRAL		2-0-0		0-0-0		1-0-0	
RPI S	Opponent	Score	RPI S	Opponent	Score	RPI S	Opponent	Score	RPI S	Opponent	Score	
14 A	Texas Tech	10 14	43 A	Arizona St.	5 9	88 A	Nevada	6 7	136 A	UNLV	6 2	
14 H	Texas Tech	4 7	43 A	Arizona St.	0 1	88 A	Nevada	8 3	136 A	UNLV	6 11	
14 H	Texas Tech	6 5	43 A	Arizona St.	4 7	88 A	Nevada	3 2	136 A	UNLV	4 10	
22 H	Dallas Baptist	8 33				88 H	Nevada	9 13	136 H	UNLV	10 5	
22 H	Dallas Baptist	2 5				88 H	Nevada	5 4	136 H	UNLV	5 6	
22 H	Dallas Baptist	11 12				88 H	Nevada	11 17	136 H	UNLV	15 3	
						88 N	Nevada	3 0	141 A	San Francisco	12 3	
						88 N	Nevada	14 4	146 A	New Mexico St.	3 2	
						92 H	Fresno St.	14 13	146 H	New Mexico St.	10 4	
						92 H	Fresno St.	2 1	146 N	New Mexico St.	6 9	
						92 H	Fresno St.	7 4	146 N	New Mexico St.	3 2	
									172 A	Sacramento St.	12 3	
									172 A	Sacramento St.	1 0	
									175 A	Air Force	11 2	
									175 A	Air Force	0 1	
									175 A	Air Force	23 2	
									175 N	Air Force	6 4	
									183 A	Hawaii	7 1	
									183 A	Hawaii	18 0	
									183 A	Hawaii	6 4	
									183 A	Hawaii	3 4	
									184 H	Wichita St.	8 6	
									184 H	Wichita St.	17 7	
									184 H	Wichita St.	8 4	
									185 A	Santa Clara	7 13	
									188 A	San Diego St.	4 2	
									188 A	San Diego St.	6 11	
LAST 15 GAMES			LAST 15 GAMES			LAST 15 GAMES			LAST 15 GAMES			
			88 N	Nevada	14 4	88 H	Nevada	11 17	88 H	Nevada	17 7	
			175 N	Air Force	6 4	88 H	Nevada	5 4	88 H	Nevada	8 4	
			88 N	Nevada	3 0	136 A	UNLV	4 10	185 A	Santa Clara	7 13	
			175 A	Air Force	11 2				188 A	San Diego St.	4 2	
			175 A	Air Force	0 1				188 A	San Diego St.	6 11	

Non-Div. I Games:

New Mexico

175 A Air Force	23	2
88 H Nevada	9	13

RPI	S	Opponent	Score	
188	A	San Diego St.	5	3
188	H	San Diego St.	9	10
188	H	San Diego St.	13	7
188	H	San Diego St.	10	5
213	A	Grand Canyon	10	6
213	A	Grand Canyon	6	5
232	A	San Jose St.	6	2
232	A	San Jose St.	8	9
232	A	San Jose St.	10	3
232	H	San Jose St.	9	6
232	H	San Jose St.	3	2
232	H	San Jose St.	11	1

New Mexico

N
e
w
M
e
x
i
c
o

N
e
w
M
e
x
i
c
o

Average RPI Win:		127	WON-LOST RECORD		WINNING PCT. RANK		LAST 15 GAMES		STRENGTH OF SCHEDULE		OPP. STRENGTH OF SCHEDULE		TEAM RPI		ADJ RPI		CONF. RPI		ADJ CONF. RPI					
DIV. I ONLY			40-20-0		.66667		34		7-8-0		107		78		49		.54868		49		10		10	
DIV. I NON-CONF.			17-9-0		.65385		62		2-0-0		108		75		64		.54208		64		9		9	
TOTALS		RPI 1-25		RPI 26-50		W-L RECORDS		RPI 51-100		RPI 101-150		RPI 150+												
40-20-0		3-3-0		2-1-0		OVERALL		10-7-0		15-1-0		10-8-0												
26-7-0		2-2-0		1-0-0		HOME		7-2-0		12-0-0		4-3-0												
10-9-0		0-1-0		1-1-0		AWAY		2-3-0		1-0-0		6-4-0												
4-4-0		1-0-0		0-0-0		NEUTRAL		1-2-0		2-1-0		0-1-0												
17-9-0		2-1-0		2-1-0		NON-CONFERENCE		4-1-0		5-1-0		4-5-0												
12-3-0		1-0-0		1-0-0		HOME		3-0-0		3-0-0		4-3-0												
3-4-0		0-1-0		1-0-		AWAY		1-1-0		1-0-0		0-1-0												
2-2-0		1-0-0		0-0-0		NEUTRAL		0-0-0		1-1-0		0-1-0												
23-11-0		1-2-0		0-0-0		CONFERENCE		6-6-0		10-0-0		6-3-0												
14-4-0		1-2-0		0-0-0		HOME		4-2-0		9-0-0		0-0-0												
7-5-0		0-0-0		0-0-0		AWAY		1-2-0		0-0-0		6-3-0												
2-2-0		0-0-0		0-0-0		NEUTRAL		1-2-0		1-0-0		0-0-0												
RPI	S	Opponent		Score		RPI	S	Opponent		Score		RPI	S	Opponent		Score								
11	A	Mississippi St.		3	7	37	A	Georgia		3	1	61	A	Alabama		8	2							
15	H	UL Lafayette		3	6	40	A	Southeastern La.		2	9	81	H	Ga. Southern		10	0							
15	H	UL Lafayette		3	2	40	H	Southeastern La.		2	1	81	H	Ga. Southern		9	11							
15	H	UL Lafayette		4	5							81	H	Ga. Southern		3	4							
18	H	Southern Miss.		9	3							81	N	Ga. Southern		0	4							
18	N	Southern Miss.		4	2							84	A	New Orleans		2	8							
												84	H	New Orleans		12	3							
												89	H	Jacksonville St.		8	7							
												89	H	Jacksonville St.		4	2							
												91	A	Troy		0	8							
												91	A	Troy		2	4							
												91	A	Troy		8	3							
												97	H	UT Arlington		4	3							
												97	H	UT Arlington		6	4							
												97	H	UT Arlington		4	3							
												97	N	UT Arlington		3	0							
												97	N	UT Arlington		2	4							
LAST 15 GAMES																								
						97	N	UT Arlington		3	0	15	H	UL Lafayette		3	6							
						81	N	Ga. Southern		0	4	15	H	UL Lafayette		4	5							
						129	N	Little Rock		6	4	15	H	UL Lafayette		3	2							
						97	N	UT Arlington		2	4													
						91	A	Troy		0	8													

117	H	Arkansas St.		3	2
117	H	Arkansas St.		8	2
117	H	Arkansas St.		12	7
119	N	Cincinnati		3	2
129	H	Little Rock		10	6
129	H	Little Rock		13	3
129	H	Little Rock		7	5
129	N	Little Rock		6	4
132	N	Western Ky.		10	11
138	H	Evansville		5	4
138	H	Evansville		18	5
138	H	Evansville		11	0
142	A	Auburn		8	5
149	H	La.-Monroe		13	0
149	H	La.-Monroe		12	2
149	H	La.-Monroe		10	4
151	A	Texas St.		7	3
151	A	Texas St.		6	4
151	A	Texas St.		3	2
158	A	Alabama St.		7	12
158	H	Alabama St.		4	3
165	H	Middle Tenn.		4	7
165	H	Middle Tenn.		3	2
165	H	Middle Tenn.		4	5
181	N	Nicholls St.		4	5
229	A	Georgia St.		2	1
229	A	Georgia St.		4	7

Non-Div. I Games:

South Ala.

South Ala.

91	A	Troy	2	4
91	A	Troy	8	3

Through Games Of May 29, 2016

RPI	S	Opponent	Score	
229	A	Georgia St.	9	3
239	A	Appalachian St.	3	4
239	A	Appalachian St.	3	4
239	A	Appalachian St.	8	1
296	H	Southern U.	7	1
296	H	Southern U.	12	2
296	H	Southern U.	4	5

South Ala.

S
o
u
t
h
A
l
a
.

S
o
u
t
h
A
l
a
.

Average RPI Win: 147		WON-LOST	WINNING	LAST 15	STRENGTH OF		OPP. STRENGTH	TEAM	ADJ		CONF.	ADJ CONF.
Average RPI Loss: 105		RECORD	PCT. RANK	GAMES	SCHEDULE		OF SCHEDULE	RPI	RPI		RPI	RPI
DIV. I ONLY		32-20-0	.61538	67	8-7-0		104	124	50		7	7
DIV. I NON-CONF.		16-11-0	.59259	89	2-1-0		78	213	41		7	7
TOTALS		RPI 1-25	RPI 26-50		W-L RECORDS		RPI 51-100		RPI 101-150		RPI 150+	
32-20-0		0-0-0	3-4-0		OVERALL		11-7-0		3-5-0		15-4-0	
11-6-0		0-0-0	1-2-0		HOME		5-4-0		0-0-0		5-0-0	
18-11-0		0-0-0	2-0-0		AWAY		4-2-0		2-5-0		10-4-0	
3-3-0		0-0-0	0-2-0		NEUTRAL		2-1-0		1-0-0		0-0-0	
16-11-0		0-0-0	0-1-0		NON-CONFERENCE		4-1-0		3-5-0		9-4-0	
5-0-0		0-0-0	0-0-0		HOME		0-0-0		0-0-0		5-0-0	
8-10-0		0-0-0	0-0-		AWAY		2-1-0		2-5-0		4-4-0	
3-1-0		0-0-0	0-1-0		NEUTRAL		2-0-0		1-0-0		0-0-0	
16-9-0		0-0-0	3-3-0		CONFERENCE		7-6-0		0-0-0		6-0-0	
6-6-0		0-0-0	1-2-0		HOME		5-4-0		0-0-0		0-0-0	
10-1-0		0-0-0	2-0-0		AWAY		2-1-0		0-0-0		6-0-0	
0-2-0		0-0-0	0-1-0		NEUTRAL		0-1-0		0-0-0		0-0-0	
RPI S	Opponent	Score	RPI S	Opponent	Score	RPI S	Opponent	Score	RPI S	Opponent	Score	
			35 H	Ohio St.	2 3	56 A	Illinois	3 1	112 A	Seattle	1 4	
			35 H	Ohio St.	5 6	56 A	Illinois	0 2	112 A	Seattle	4 5	
			35 H	Ohio St.	4 3	56 A	Illinois	14 6	112 A	Seattle	12 2	
			38 A	Michigan	8 1	60 H	Maryland	6 4	112 A	Seattle	3 13	
			38 A	Michigan	5 3	60 H	Maryland	2 4	130 A	Utah Valley	6 15	
			38 N	Michigan	2 3	60 H	Maryland	9 5	130 A	Utah Valley	2 3	
			44 N	Oregon St.	7 8	72 H	Iowa	6 3	130 A	Utah Valley	13 5	
						72 H	Iowa	4 1	130 N	Utah Valley	8 2	
						72 H	Iowa	3 6	161 A	Campbell	7 5	
						72 N	Iowa	2 8	161 A	Campbell	3 1	
						87 A	Missouri St.	7 5	161 A	Campbell	7 11	
						87 A	Missouri St.	4 5	197 A	North Dakota St.	4 7	
						87 A	Missouri St.	12 5	197 H	North Dakota St.	10 0	
						93 N	Utah	6 1	200 H	Kansas	12 7	
						93 N	Utah	9 3	200 H	Kansas	19 7	
						99 H	Indiana	8 6	212 H	Northern Ill.	12 10	
						99 H	Indiana	2 3	228 A	South Dakota St.	6 7	
						99 H	Indiana	8 12	228 H	South Dakota St.	7 3	
									229 A	Georgia St.	11 6	
									229 A	Georgia St.	3 0	
									229 A	Georgia St.	3 4	
									255 A	Northwestern	8 0	
									255 A	Northwestern	6 5	
									255 A	Northwestern	10 1	
									273 A	Purdue	14 4	
									273 A	Purdue	3 0	
									273 A	Purdue	4 3	

Non-Div. I Games: Saint Mary's (MN) 9 1 Augsburg 10 3

Minnesota

228	A	South Dakota St.	6	7
273	A	Purdue	3	0

M
i
n
n
e
s
o
t
a

M
i
n
n
e
s
o
t
a

U C o n n

U
C
o
n
n

UConn

169	A	South Fla.	3	2
169	A	South Fla.	7	3

RPI	S	Opponent	Score	
206	A	Memphis	11	9
206	A	Memphis	10	1
206	A	Memphis	2	3
206	N	Memphis	5	9
206	N	Memphis	5	0
206	N	Memphis	6	2
210	H	Yale	8	2
219	A	UMass Lowell	4	2
251	A	Massachusetts	5	9
251	H	Massachusetts	5	0
292	N	Alcorn	25	3

UConn

U
C
o
n
n

U
C
o
n
n

Average RPI Win:		131	WON-LOST RECORD		WINNING PCT. RANK	LAST 15 GAMES		STRENGTH OF SCHEDULE		OPP. STRENGTH OF SCHEDULE	TEAM RPI	ADJ RPI	CONF. RPI	ADJ CONF. RPI			
Average RPI Loss:		98															
DIV. I ONLY			36-20-0		.64286	49	11-4-0		89	84	52	.54734	52	8	8		
DIV. I NON-CONF.			19-10-0		.65517	61	4-1-0		144	39	93	.53101	93	13	13		
TOTALS		RPI 1-25		RPI 26-50		W-L RECORDS		RPI 51-100		RPI 101-150		RPI 150+					
36-20-0		1-2-0		7-5-0		OVERALL		3-4-0		10-3-0		15-6-0					
22-11-0		1-2-0		5-4-0		HOME		1-1-0		6-2-0		9-2-0					
14-9-0		0-0-0		2-1-0		AWAY		2-3-0		4-1-0		6-4-0					
0-0-0		0-0-0		0-0-0		NEUTRAL		0-0-0		0-0-0		0-0-0					
19-10-0		0-0-0		4-2-0		NON-CONFERENCE		3-4-0		3-1-0		9-3-0					
15-6-0		0-0-0		4-2-0		HOME		1-1-0		1-1-0		9-2-0					
4-4-0		0-0-0		0-0-0		AWAY		2-3-0		2-0-0		0-1-0					
0-0-0		0-0-0		0-0-0		NEUTRAL		0-0-0		0-0-0		0-0-0					
17-10-0		1-2-0		3-3-0		CONFERENCE		0-0-0		7-2-0		6-3-0					
7-5-0		1-2-0		1-2-0		HOME		0-0-0		5-1-0		0-0-0					
10-5-0		0-0-0		2-1-0		AWAY		0-0-0		2-1-0		6-3-0					
0-0-0		0-0-0		0-0-0		NEUTRAL		0-0-0		0-0-0		0-0-0					
RPI	S	Opponent		Score		RPI	S	Opponent		Score		RPI	S	Opponent		Score	
23	H	UC Santa Barbara		3 4		42	A	Cal St. Fullerton		2 4		69	A	Oklahoma		6 3	
23	H	UC Santa Barbara		2 0		42	A	Cal St. Fullerton		5 4		69	A	Oklahoma		3 6	
23	H	UC Santa Barbara		1 3		42	A	Cal St. Fullerton		5 4		69	A	Oklahoma		7 3	
						42	H	Cal St. Fullerton		2 1		79	A	Southern California		3 8	
						42	H	Cal St. Fullerton		2 6		79	H	Southern California		4 7	
						42	H	Cal St. Fullerton		1 2		92	A	Fresno St.		5 10	
						43	H	Arizona St.		2 9		92	H	Fresno St.		4 3	
						43	H	Arizona St.		3 1							
						43	H	Arizona St.		5 2							
						47	H	Nebraska		3 1							
						47	H	Nebraska		2 9							
						47	H	Nebraska		1 0							
LAST 15 GAMES																	
						42	H	Cal St. Fullerton		1 2		232	H	San Jose St.		6 2	
						42	H	Cal St. Fullerton		2 1		232	H	San Jose St.		2 0	
						42	H	Cal St. Fullerton		2 6		232	H	San Jose St.		6 2	
						225	A	UC Davis		11 1							
						225	A	UC Davis		14 1							
												178	H	Columbia		4 1	
												178	H	Columbia		6 8	
												178	H	Columbia		7 2	
												178	H	Columbia		8 3	
												183	A	Hawaii		4 3	
												183	A	Hawaii		11 4	
												183	A	Hawaii		3 6	
												188	A	San Diego St.		5 6	

Non-Div. I Games:

Long Beach St.

Long Beach St.

225	A	UC Davis	6	3
115	A	Loyola Marymount	5	4

Through Games Of May 29, 2016

RPI	S	Opponent	Score	
188	H	San Diego St.	4	2
225	A	UC Davis	11	1
225	A	UC Davis	14	1
225	A	UC Davis	6	3
232	H	San Jose St.	6	2
232	H	San Jose St.	2	0
232	H	San Jose St.	6	2

Long Beach St.

L
o
n
g
B
e
a
c
h
S
t
.

L
o
n
g
B
e
a
c
h
S
t
.

BY
Y
U

BYU

93	A	Utah	1	8
141	A	San Francisco	9	3

RPI	S	Opponent	Score	
231	A	Portland	5	3
241	N	Saint Louis	21	7
241	N	Saint Louis	11	3
241	N	Saint Louis	5	0
241	N	Saint Louis	11	7
266	H	Niagara	14	2
266	H	Niagara	14	10
266	H	Niagara	15	3
266	H	Niagara	14	1

Average RPI Win: 185		WON-LOST	WINNING	LAST 15	STRENGTH OF		OPP. STRENGTH	TEAM	ADJ	CONF.	ADJ CONF.				
Average RPI Loss: 120		RECORD	PCT. RANK	GAMES	SCHEDULE		OF SCHEDULE	RPI	RPI	RPI	RPI				
DIV. I ONLY		38-19-0	.66667	34	8-7-0		142	170	54	.54546	54	21	21		
DIV. I NON-CONF.		12-10-0	.54545	119	2-2-0		89	148	80	.53511	80	23	23		
TOTALS		RPI 1-25	RPI 26-50		W-L RECORDS		RPI 51-100		RPI 101-150		RPI 150+				
38-19-0		0-2-0	0-0-0		OVERALL		4-5-0		13-6-0		21-6-0				
17-6-0		0-0-0	0-0-0		HOME		0-0-0		8-2-0		9-4-0				
17-12-0		0-2-0	0-0-0		AWAY		2-4-0		3-4-0		12-2-0				
4-1-0		0-0-0	0-0-0		NEUTRAL		2-1-0		2-0-0		0-0-0				
12-10-0		0-2-0	0-0-0		NON-CONFERENCE		0-3-0		7-4-0		5-1-0				
5-3-0		0-0-0	0-0-0		HOME		0-0-0		5-2-0		0-1-0				
7-7-0		0-2-0	0-0-		AWAY		0-3-0		2-2-0		5-0-0				
0-0-0		0-0-0	0-0-0		NEUTRAL		0-0-0		0-0-0		0-0-0				
26-9-0		0-0-0	0-0-0		CONFERENCE		4-2-0		6-2-0		16-5-0				
12-3-0		0-0-0	0-0-0		HOME		0-0-0		3-0-0		9-3-0				
10-5-0		0-0-0	0-0-0		AWAY		2-1-0		1-2-0		7-2-0				
4-1-0		0-0-0	0-0-0		NEUTRAL		2-1-0		2-0-0		0-0-0				
RPI S	Opponent	Score		RPI S	Opponent	Score		RPI S	Opponent	Score		RPI S	Opponent	Score	
5 A	Ole Miss	4	6					75 A	Lamar	1	2	101 A	Austin Peay	7	3
5 A	Ole Miss	2	10					75 A	Lamar	1	2	101 A	Austin Peay	6	8
								75 A	Lamar	2	5	101 A	Austin Peay	1	6
								89 A	Jacksonville St.	2	6	101 N	Austin Peay	10	4
								89 A	Jacksonville St.	13	6	104 H	SFA	15	6
								89 A	Jacksonville St.	11	2	104 H	SFA	2	3
								89 N	Jacksonville St.	7	11	104 H	SFA	9	5
								89 N	Jacksonville St.	10	7	110 H	Central Ark.	0	1
								89 N	Jacksonville St.	14	8	110 H	Central Ark.	6	0
												110 H	Central Ark.	6	2
												117 A	Arkansas St.	13	8
												117 H	Arkansas St.	4	2
												117 H	Morehead St.	6	5
												117 H	Morehead St.	5	1
												117 H	Morehead St.	5	4
												117 N	Morehead St.	3	0
												125 A	Southern Ill.	5	6
												126 A	Missouri	7	2
												126 A	Missouri	6	13
												191 H	Belmont	5	6
												191 H	Belmont	3	4
												191 H	Belmont	9	2
												193 A	Tennessee Tech	2	7
												193 A	Tennessee Tech	3	4
												193 A	Tennessee Tech	7	1
												198 H	Murray St.	3	4
												198 H	Murray St.	7	4
LAST 15 GAMES															
				89 N	Jacksonville St.	14	8					191 H	Belmont	9	2
				89 N	Jacksonville St.	10	7					104 H	SFA	9	5
				101 N	Austin Peay	10	4					104 H	SFA	15	6
				89 N	Jacksonville St.	7	11								
				117 N	Morehead St.	3	0								

Non-Div. I Games: Harris-Stowe 18 10

Southeast Mo. St.

191 H Belmont	5	6
191 H Belmont	3	4

RPI	S	Opponent	Score	
198	H	Murray St.	10	3
214	A	Eastern Ky.	4	1
214	A	Eastern Ky.	7	3
214	A	Eastern Ky.	2	1
241	A	Saint Louis	10	3
241	H	Saint Louis	8	12
265	A	UT Martin	26	2
265	A	UT Martin	19	6
265	A	UT Martin	15	6
271	A	Ark.-Pine Bluff	10	0
271	A	Ark.-Pine Bluff	9	2
271	A	Ark.-Pine Bluff	8	2
272	H	Eastern Ill.	20	7
272	H	Eastern Ill.	15	1
272	H	Eastern Ill.	12	11
280	H	SIUE	20	11
280	H	SIUE	4	0
280	H	SIUE	9	5
292	A	Alcorn	17	4

Southeast Mo. St.
.
S
t
.

S
o
u
t
h
e
a
s
t
M
o
.
S
t
.

Average RPI Win:	103	WON-LOST RECORD	WINNING PCT. RANK	LAST 15 GAMES	STRENGTH OF SCHEDULE	OPP. STRENGTH OF SCHEDULE	TEAM RPI	ADJ RPI	CONF. RPI	ADJ CONF. RPI		
DIV. I ONLY		32-21-0	.60377	73	8-7-0	71	58	55	.54542	55	4	4
DIV. I NON-CONF.		15-8-0	.65217	65	1-0-0	101	133	68	.54032	68	3	3
<hr/>												
TOTALS	RPI 1-25	RPI 26-50		W-L RECORDS		RPI 51-100		RPI 101-150		RPI 150+		
32-21-0	2-1-0	4-4-0		OVERALL		12-7-0		6-3-0		8-6-0		
20-10-0	2-1-0	1-1-0		HOME		7-3-0		4-1-0		6-4-0		
12-11-0	0-0-0	3-3-0		AWAY		5-4-0		2-2-0		2-2-0		
0-0-0	0-0-0	0-0-0		NEUTRAL		0-0-0		0-0-0		0-0-0		
15-8-0	0-0-0	1-1-0		NON-CONFERENCE		3-1-0		4-2-0		7-4-0		
11-4-0	0-0-0	1-1-0		HOME		3-1-0		2-0-0		5-2-0		
4-4-0	0-0-0	0-0-		AWAY		0-0-0		2-2-0		2-2-0		
0-0-0	0-0-0	0-0-0		NEUTRAL		0-0-0		0-0-0		0-0-0		
17-13-0	2-1-0	3-3-0		CONFERENCE		9-6-0		2-1-0		1-2-0		
9-6-0	2-1-0	0-0-0		HOME		4-2-0		2-1-0		1-2-0		
8-7-0	0-0-0	3-3-0		AWAY		5-4-0		0-0-0		0-0-0		
0-0-0	0-0-0	0-0-0		NEUTRAL		0-0-0		0-0-0		0-0-0		
RPI	S	Opponent	Score	RPI	S	Opponent	Score	RPI	S	Opponent	Score	
21	H	Arizona	6 3	30	H	Gonzaga	6 8	57	H	St. Mary's (CA)	3 0	
21	H	Arizona	7 17	30	H	Gonzaga	2 0	57	H	St. Mary's (CA)	3 1	
21	H	Arizona	8 4	43	A	Arizona St.	3 6	57	H	St. Mary's (CA)	6 1	
				43	A	Arizona St.	4 2	57	H	St. Mary's (CA)	3 5	
				43	A	Arizona St.	6 1	68	A	California	1 7	
				44	A	Oregon St.	3 2	68	A	California	7 4	
				44	A	Oregon St.	1 10	68	A	California	4 2	
				44	A	Oregon St.	4 5	73	H	Stanford	4 0	
								73	H	Stanford	7 8	
								73	H	Stanford	4 3	
								79	A	Southern California	6 0	
								79	A	Southern California	7 3	
								79	A	Southern California	3 4	
								85	H	Oregon	7 4	
								85	H	Oregon	9 6	
								85	H	Oregon	0 2	
								93	A	Utah	5 4	
								93	A	Utah	8 12	
								93	A	Utah	7 21	
				</								

Non-Div. I Games:

Washington

73	H	Stanford	4	3
268	H	Northern Colo.	4	2

W
a
s
h
i
n
g
t
o
n

W
a
s
h
i
n
g
t
o
n

Average RPI Win:	136	WON-LOST RECORD	WINNING PCT. RANK	LAST 15 GAMES	STRENGTH OF SCHEDULE	OPP. STRENGTH OF SCHEDULE	TEAM RPI	ADJ RPI	CONF. RPI	ADJ CONF. RPI		
DIV. I ONLY		28-23-0	.54902	107	9-6-0	47	88	56	.54529	56	7	7
DIV. I NON-CONF.		16-11-0	.59259	89	2-0-0	148	114	71	.53922	71	7	7
<hr/>												
TOTALS	RPI 1-25	RPI 26-50		W-L RECORDS		RPI 51-100		RPI 101-150		RPI 150+		
28-23-0	0-2-0	7-8-0		OVERALL		4-8-0		7-4-0		10-1-0		
13-5-0	0-0-0	5-4-0		HOME		0-0-0		3-1-0		5-0-0		
10-15-0	0-2-0	2-4-0		AWAY		4-6-0		3-3-0		1-0-0		
5-3-0	0-0-0	0-0-0		NEUTRAL		0-2-0		1-0-0		4-1-0		
16-11-0	0-2-0	1-2-0		NON-CONFERENCE		0-3-0		5-3-0		10-1-0		
6-0-0	0-0-0	0-0-0		HOME		0-0-0		1-0-0		5-0-0		
5-8-0	0-2-0	1-0-		AWAY		0-1-0		3-3-0		1-0-0		
5-3-0	0-0-0	0-0-0		NEUTRAL		0-2-0		1-0-0		4-1-0		
12-12-0	0-0-0	6-6-0		CONFERENCE		4-5-0		2-1-0		0-0-0		
7-5-0	0-0-0	5-4-0		HOME		0-0-0		2-1-0		0-0-0		
5-7-0	0-0-0	1-2-0		AWAY		4-5-0		0-0-0		0-0-0		
0-0-0	0-0-0	0-0-0		NEUTRAL		0-0-0		0-0-0		0-0-0		
RPI S	Opponent	Score	RPI S	Opponent	Score	RPI S	Opponent	Score	RPI S	Opponent	Score	
12 A	Coastal Caro.	4 12	29 A	Tulane	5 6	60 A	Maryland	1 3	108 A	FGCU	4 2	
12 A	Coastal Caro.	4 10	29 A	Tulane	0 3	60 A	Maryland	4 2	108 A	FGCU	4 2	
			29 A	Tulane	5 2	60 A	Maryland	5 4	108 A	FGCU	2 3	
			35 H	Ohio St.	1 9	70 A	Indiana St.	4 5	122 H	Penn St.	6 1	
			35 H	Ohio St.	5 3	72 A	Iowa	10 4	122 H	Penn St.	5 0	
			35 H	Ohio St.	1 0	72 A	Iowa	3 4	122 H	Penn St.	3 5	
			38 H	Michigan	11 8	72 A	Iowa	3 4	125 A	Southern Ill.	0 1	
			38 H	Michigan	0 1	76 N	UNCG	4 5	125 A	Southern Ill.	2 3	
			38 H	Michigan	6 3	76 N	UNCG	9 20	125 H	Southern Ill.	6 3	
			47 A	Nebraska	8 9	99 A	Indiana	2 1	126 N	Missouri	6 4	
			47 A	Nebraska	7 9	99 A	Indiana	1 3	150 A	Stetson	4 1	
			47 A	Nebraska	6 4	99 A	Indiana	1 4	212 N	Northern Ill.	5 3	
			50 H	Minnesota	6 14				212 N	Northern Ill.	3 9	
			50 H	Minnesota	1 3				220 A	Illinois St.	8 3	
			50 H	Minnesota	2 0				220 H	Illinois St.	7 1	
									221 N	Central Mich.	9 4	
									241 H	Saint Louis	6 4	
									241 H	Saint Louis	3 1	
									241 H	Saint Louis	6 2	
									243 N	Villanova	4 2	
									272 H	Eastern Ill.	9 7	
									272 N	Eastern Ill.	5 4	
			LAST 15 GAMES									
			38 H	Michigan	6 3	60 A	Maryland	4 2				
			38 H	Michigan	11 8	60 A	Maryland	1 3				
			38 H	Michigan	0 1	125 H	Southern Ill.	6 3				
			99 A	Indiana	1 4							
			99 A	Indiana	1 3							

Non-Div. I Games:

Illinois

99 A Indiana	2	1
60 A Maryland	5	4

I
l
l
i
n
o
i
s

I
l
l
i
n
o
i
s

Average RPI Win: 131		WON-LOST RECORD		WINNING PCT. RANK		LAST 15 GAMES		STRENGTH OF SCHEDULE		OPP. STRENGTH OF SCHEDULE		TEAM RPI		ADJ RPI		CONF. RPI		ADJ CONF. RPI	
DIV. I ONLY		33-23-0		.58929 82		9-6-0		72		104		57		.545 57		11		11	
DIV. I NON-CONF.		12-14-0		.46154 167		0-3-0		39		88		107		.51938 107		8		8	
TOTALS		RPI 1-25		RPI 26-50		W-L RECORDS		RPI 51-100		RPI 101-150		RPI 150+							
33-23-0		1-2-0		4-2-0		OVERALL		8-11-0		9-4-0		11-4-0							
13-9-0		0-1-0		2-1-0		HOME		5-4-0		5-2-0		1-1-0							
14-12-0		1-1-0		0-0-0		AWAY		2-6-0		4-2-0		7-3-0							
6-2-0		0-0-0		2-1-0		NEUTRAL		1-1-0		0-0-0		3-0-0							
12-14-0		1-2-0		0-1-0		NON-CONFERENCE		4-8-0		3-1-0		4-2-0							
6-4-0		0-1-0		0-0-0		HOME		2-1-0		3-1-0		1-1-0							
3-8-0		1-1-0		0-0-		AWAY		2-6-0		0-0-0		0-1-0							
3-2-0		0-0-0		0-1-0		NEUTRAL		0-1-0		0-0-0		3-0-0							
21-9-0		0-0-0		4-1-0		CONFERENCE		4-3-0		6-3-0		7-2-0							
7-5-0		0-0-0		2-1-0		HOME		3-3-0		2-1-0		0-0-0							
11-4-0		0-0-0		0-0-0		AWAY		0-0-0		4-2-0		7-2-0							
3-0-0		0-0-0		2-0-0		NEUTRAL		1-0-0		0-0-0		0-0-0							
RPI	S	Opponent		Score		RPI	S	Opponent		Score		RPI	S	Opponent		Score			
21	A	Arizona		5	11	30	H	Gonzaga		6	5	53	H	BYU		4	5		
23	A	UC Santa Barbara		7	4	30	H	Gonzaga		1	7	53	H	BYU		7	4		
23	H	UC Santa Barbara		3	4	30	H	Gonzaga		2	0	53	H	BYU		5	4		
						30	N	Gonzaga		13	4	55	A	Washington		0	3		
						30	N	Gonzaga		13	4	55	A	Washington		1	3		
						46	N	Northwestern St.		3	9	55	A	Washington		1	6		
												55	A	Washington		5	3		
												73	A	Stanford		1	9		
												82	N	Tennessee		3	6		
												85	A	Oregon		1	2		
												88	A	Nevada		8	5		
												88	H	Nevada		6	1		
												90	H	Pepperdine		6	4		
												90	H	Pepperdine		1	10		
												90	H	Pepperdine		1	3		
												90	N	Pepperdine		8	7		
												92	A	Fresno St.		2	3		
												92	H	Fresno St.		4	6		
												93	H	Utah		7	2		
LAST 15 GAMES																			
						30	N	Gonzaga		13	4	90	H	Pepperdine		6	4		
						30	N	Gonzaga		13	4	90	H	Pepperdine		1	3		
						90	N	Pepperdine		8	7	90	H	Pepperdine		1	10		
						85	A	Oregon		1	2								
						231	A	Portland		5	2								
				</															

Non-Div. I Games:

St. Mary's (CA)

231	A	Portland	7	2
231	A	Portland	7	1

RPI	S	Opponent	Score	
256	N	CSU Bakersfield	10	7

St. Mary's (CA)

S
t
.
M
a
r
y
'
s
(
C
A
)

S
t
.
M
a
r
y
'
s
(
C
A
)

Average RPI Win:	176	WON-LOST RECORD	WINNING PCT. RANK	LAST 15 GAMES		STRENGTH OF SCHEDULE	OPP. STRENGTH OF SCHEDULE	TEAM RPI	ADJ RPI	CONF. RPI	ADJ CONF. RPI
DIV. I ONLY		38-19-0	.66667 34	12-3-0		158	172	58	.54493 58	22	22
DIV. I NON-CONF.		12-10-0	.54545 119	1-0-0		44	5	40	.55813 40	24	24
<hr/>											
TOTALS	RPI 1-25	RPI 26-50		W-L RECORDS		RPI 51-100		RPI 101-150		RPI 150+	
38-19-0	3-1-0	2-0-0		OVERALL		1-5-0		5-3-0		27-10-0	
19-3-0	0-0-0	1-0-0		HOME		1-0-0		3-1-0		14-2-0	
15-13-0	3-1-0	1-0-0		AWAY		0-3-0		2-2-0		9-7-0	
4-3-0	0-0-0	0-0-0		NEUTRAL		0-2-0		0-0-0		4-1-0	
<hr/>											
12-10-0	3-1-0	2-0-0		NON-CONFERENCE		1-5-0		5-3-0		1-1-0	
6-1-0	0-0-0	1-0-0		HOME		1-0-0		3-1-0		1-0-0	
6-7-0	3-1-0	1-0-		AWAY		0-3-0		2-2-0		0-1-0	
0-2-0	0-0-0	0-0-0		NEUTRAL		0-2-0		0-0-0		0-0-0	
<hr/>											
26-9-0	0-0-0	0-0-0		CONFERENCE		0-0-0		0-0-0		26-9-0	
13-2-0	0-0-0	0-0-0		HOME		0-0-0		0-0-0		13-2-0	
9-6-0	0-0-0	0-0-0		AWAY		0-0-0		0-0-0		9-6-0	
4-1-0	0-0-0	0-0-0		NEUTRAL		0-0-0		0-0-0		4-1-0	
<hr/>											
RPI S	Opponent	Score		RPI S	Opponent	Score		RPI S	Opponent	Score	
11 A	Mississippi St.	3	1	32 A	Oklahoma St.	4	0	69 A	Oklahoma	3	12
22 A	Dallas Baptist	12	7	32 H	Oklahoma St.	3	1	69 H	Oklahoma	5	0
22 A	Dallas Baptist	7	4					70 N	Indiana St.	5	9
22 A	Dallas Baptist	1	6					70 N	Indiana St.	2	3
								87 A	Missouri St.	0	5
								89 A	Jacksonville St.	3	8

Non-Div. I Games:

Oral Roberts

176 A Omaha	5	11
176 A Omaha	7	2

RPI	S	Opponent	Score	
205	H	IPFW	15	0
205	N	IPFW	14	3
205	N	IPFW	4	1
205	N	IPFW	5	6
228	A	South Dakota St.	10	8
228	A	South Dakota St.	7	6
228	A	South Dakota St.	5	2
228	H	South Dakota St.	9	1
228	H	South Dakota St.	2	3
228	H	South Dakota St.	13	3
228	N	South Dakota St.	5	2
228	N	South Dakota St.	6	5
267	A	Western Ill.	11	1
267	A	Western Ill.	4	9
267	A	Western Ill.	6	0
267	H	Western Ill.	13	4
267	H	Western Ill.	6	5
267	H	Western Ill.	6	1

O
r
a
l
R
o
b
e
r
t
s

O
r
a
l
R
o
b
e
r
t
s

Average RPI Win:	135	WON-LOST RECORD	WINNING PCT. RANK	LAST 15 GAMES	STRENGTH OF SCHEDULE	OPP. STRENGTH OF SCHEDULE	TEAM RPI	ADJ RPI	CONF. RPI	ADJ CONF. RPI				
DIV. I ONLY		36-23-0	.61017	69	11-4-0	67	57	59	.54492	59	6	6		
DIV. I NON-CONF.		22-10-0	.6875	45	3-0-0	81	48	49	.55468	49	6	6		
<hr/>														
TOTALS	RPI 1-25	RPI 26-50		W-L RECORDS		RPI 51-100		RPI 101-150		RPI 150+				
36-23-0	3-4-0	6-6-0		OVERALL		4-6-0		8-4-0		15-3-0				
23-9-0	1-2-0	2-2-0		HOME		1-0-0		4-2-0		15-3-0				
8-10-0	1-0-0	2-4-0		AWAY		3-5-0		2-1-0		0-0-0				
5-4-0	1-2-0	2-0-0		NEUTRAL		0-1-0		2-1-0		0-0-0				
22-10-0	3-4-0	1-1-0		NON-CONFERENCE		4-2-0		3-2-0		11-1-0				
16-4-0	1-2-0	1-0-0		HOME		1-0-0		2-1-0		11-1-0				
4-3-0	1-0-0	0-0-		AWAY		3-2-0		0-0-0		0-0-0				
2-3-0	1-2-0	0-0-0		NEUTRAL		0-0-0		1-1-0		0-0-0				
14-13-0	0-0-0	5-5-0		CONFERENCE		0-4-0		5-2-0		4-2-0				
7-5-0	0-0-0	1-2-0		HOME		0-0-0		2-1-0		4-2-0				
4-7-0	0-0-0	2-3-0		AWAY		0-3-0		2-1-0		0-0-0				
3-1-0	0-0-0	2-0-0		NEUTRAL		0-1-0		1-0-0		0-0-0				
RPI	S	Opponent	Score		RPI	S	Opponent	Score		RPI	S	Opponent	Score	
4	H	Texas A&M	2	7	29	A	Tulane	4	10	51	A	UConn	2	9
14	N	Texas Tech	2	3	29	A	Tulane	10	6	51	A	UConn	1	4
15	H	UL Lafayette	3	2	29	H	Tulane	3	4	51	A	UConn	2	3
16	N	TCU	1	10	29	H	Tulane	3	2	51	N	UConn	2	7
24	A	Rice	10	0	29	H	Tulane	4	8	61	A	Alabama	3	1
24	H	Rice	4	7	29	N	Tulane	5	3	61	A	Alabama	3	2
24	N	Rice	24	6	29	N	Tulane	6	2	61	A	Alabama	6	7
					34	A	Sam Houston St.	0	4	75	A	Lamar	4	3
					34	H	Sam Houston St.	4	3	98	A	McNeese St.	1	4
					36	A	East Carolina	6	1	98	H	McNeese St.	14	1
					36	A	East Carolina	1	5					
					36	A	East Carolina	1	3					

Non-Div. I Games:

Houston

29	H	Tulane	3	2
29	H	Tulane	4	8

RPI	S	Opponent	Score	
243	H	Villanova	13	1
282	H	Texas Southern	7	1
298	H	Prairie View	8	0

Houston

H
o
u
s
t
o
n

H
o
u
s
t
o
n

Average RPI Win: 94		WON-LOST	WINNING	LAST 15	STRENGTH OF		OPP. STRENGTH	TEAM	ADJ		CONF.	ADJ CONF.
Average RPI Loss: 94		RECORD	PCT. RANK	GAMES	SCHEDULE		OF SCHEDULE	RPI	RPI		RPI	RPI
DIV. I ONLY		30-27-0	.52632	125	6-9-0		21	87	60		.5443	60
DIV. I NON-CONF.		15-14-0	.51724	144	0-1-0		4	94	43		.55639	43
TOTALS		RPI 1-25	RPI 26-50		W-L RECORDS		RPI 51-100		RPI 101-150		RPI 150+	
30-27-0		0-0-0	9-5-0		OVERALL		10-10-0		7-10-0		4-2-0	
15-10-0		0-0-0	5-1-0		HOME		2-2-0		5-5-0		3-2-0	
11-14-0		0-0-0	3-4-0		AWAY		5-6-0		2-4-0		1-0-0	
4-3-0		0-0-0	1-0-0		NEUTRAL		3-2-0		0-1-0		0-0-0	
15-14-0		0-0-0	5-3-0		NON-CONFERENCE		4-3-0		4-7-0		2-1-0	
8-5-0		0-0-0	2-1-0		HOME		1-0-0		4-3-0		1-1-0	
5-8-0		0-0-0	2-0-		AWAY		2-3-0		0-3-0		1-0-0	
2-1-0		0-0-0	1-0-0		NEUTRAL		1-0-0		0-1-0		0-0-0	
15-13-0		0-0-0	4-2-0		CONFERENCE		6-7-0		3-3-0		2-1-0	
7-5-0		0-0-0	3-0-0		HOME		1-2-0		1-2-0		2-1-0	
6-6-0		0-0-0	1-2-0		AWAY		3-3-0		2-1-0		0-0-0	
2-2-0		0-0-0	0-0-0		NEUTRAL		2-2-0		0-0-0		0-0-0	
RPI S	Opponent	Score	RPI S	Opponent	Score	RPI S	Opponent	Score	RPI S	Opponent	Score	
			28 H	Bryant	5 3	56 H	Illinois	3 1	106 H	High Point	2 7	
			28 H	Bryant	0 2	56 H	Illinois	2 4	106 H	High Point	13 5	
			28 H	Bryant	8 6	56 H	Illinois	4 5	106 H	High Point	3 4	
			35 H	Ohio St.	3 0	61 A	Alabama	1 5	107 H	Rutgers	6 0	
			35 H	Ohio St.	2 1	61 A	Alabama	1 3	107 H	Rutgers	5 7	
			35 H	Ohio St.	5 4	61 A	Alabama	9 5	107 H	Rutgers	4 5	
			36 A	East Carolina	3 4	62 A	West Virginia	1 4	113 H	Rhode Island	13 10	
			40 N	Southeastern La.	8 1	72 A	Iowa	1 8	113 H	Rhode Island	1 0	
			42 A	Cal St. Fullerton	1 0	72 A	Iowa	4 1	113 H	Rhode Island	1 2	
			42 A	Cal St. Fullerton	2 3	72 A	Iowa	1 4	114 A	Liberty	4 5	
			42 A	Cal St. Fullerton	8 4	72 N	Iowa	0 11	114 H	Liberty	10 9	
			50 A	Minnesota	5 9	74 A	VCU	7 1	120 A	UC Irvine	5 9	
			50 A	Minnesota	4 2	74 H	VCU	8 1	122 A	Penn St.	8 3	
			50 A	Minnesota	4 6	77 A	Michigan St.	6 3	122 A	Penn St.	0 2	
						77 A	Michigan St.	6 4	122 A	Penn St.	7 1	
						77 A	Michigan St.	3 4	148 A	Delaware	7 12	
						77 N	Michigan St.	3 4	148 N	Delaware	8 10	
						82 N	Tennessee	10 9	179 A	James Madison	19 12	
						99 N	Indiana	5 3	179 H	James Madison	5 2	
						99 N	Indiana	3 0	209 H	George Washington	10 19	
									273 H	Purdue	6 0	
									273 H	Purdue	1 7	
									273 H	Purdue	11 3	
LAST 15 GAMES												
			72 N	Iowa	0 11	107 H	Rutgers	6 0				
			77 N	Michigan St.	3 4	107 H	Rutgers	5 7				
			99 N	Indiana	3 0	107 H	Rutgers	4 5				
			99 N	Indiana	5 3							
			77 A	Michigan St.	6 4							

Non-Div. I Games:

Maryland

77 A Michigan St.	3	4
77 A Michigan St.	6	3

M
a
r
y
l
a
n
d

M
a
r
y
l
a
n
d

Average RPI Win: 122		WON-LOST	WINNING	LAST 15	STRENGTH OF	OPP. STRENGTH	TEAM	ADJ	CONF.	ADJ CONF.				
Average RPI Loss: 46		RECORD	PCT. RANK	GAMES	SCHEDULE	OF SCHEDULE	RPI	RPI	RPI	RPI				
DIV. I ONLY		32-26-0	.55172	103	8-7-0	37	9	61	.54342	61	2	2		
DIV. I NON-CONF.		16-8-0	.66667	54	1-0-0	228	83	119	.51266	119	2	2		
<hr/>														
TOTALS		RPI 1-25	RPI 26-50		W-L RECORDS		RPI 51-100		RPI 101-150		RPI 150+			
32-26-0		6-13-0	1-3-0		OVERALL		10-6-0		6-3-0		9-1-0			
19-12-0		3-6-0	0-1-0		HOME		6-4-0		3-1-0		7-0-0			
9-10-0		3-4-0	1-2-0		AWAY		2-2-0		3-1-0		0-1-0			
4-4-0		0-3-0	0-0-0		NEUTRAL		2-0-0		0-1-0		2-0-0			
16-8-0		0-2-0	0-1-0		NON-CONFERENCE		6-3-0		1-1-0		9-1-0			
12-4-0		0-0-0	0-1-0		HOME		4-3-0		1-0-0		7-0-0			
1-3-0		0-1-0	0-0-		AWAY		1-0-0		0-1-0		0-1-0			
3-1-0		0-1-0	0-0-0		NEUTRAL		1-0-0		0-0-0		2-0-0			
16-18-0		6-11-0	1-2-0		CONFERENCE		4-3-0		5-2-0		0-0-0			
7-8-0		3-6-0	0-0-0		HOME		2-1-0		2-1-0		0-0-0			
8-7-0		3-3-0	1-2-0		AWAY		1-2-0		3-0-0		0-0-0			
1-3-0		0-2-0	0-0-0		NEUTRAL		1-0-0		0-1-0		0-0-0			
RPI	S	Opponent	Score		RPI	S	Opponent	Score		RPI	S	Opponent	Score	
1	N	Florida	4	5	37	A	Georgia	10	7	59	H	Houston	1	3
4	A	Texas A&M	3	4	37	A	Georgia	1	7	59	H	Houston	2	3
4	A	Texas A&M	1	2	37	A	Georgia	4	12	59	H	Houston	7	6
4	A	Texas A&M	7	4	49	H	South Ala.	2	8	60	H	Maryland	5	1
5	H	Ole Miss	2	0						60	H	Maryland	3	1
5	H	Ole Miss	7	2						60	H	Maryland	5	9
5	H	Ole Miss	0	4						67	A	Kentucky	2	3
7	A	LSU	6	0						67	A	Kentucky	2	6
7	A	LSU	4	3						67	A	Kentucky	2	1
7	A	LSU	5	7						67	N	Kentucky	5	2
8	H	South Carolina	4	6						82	H	Tennessee	3	6
8	H	South Carolina	7	9						82	H	Tennessee	7	3
8	H	South Carolina	2	4						82	H	Tennessee	11	3
10	N	North Carolina St.	1	2						91	A	Troy	2	1
11	H	Mississippi St.	4	3						91	H	Troy	5	3
11	H	Mississippi St.	5	12						96	N	Notre Dame	4	0
11	H	Mississippi St.	1	2										
11	N	Mississippi St.	1	4										
18	A	Southern Miss.	2	9										
<hr/>														
LAST 15 GAMES														
		1 N Florida	4	5			121 A Arkansas	7	4					
		11 N Mississippi St.	1	4			121 A Arkansas	10	4					
		67 N Kentucky	5	2			121 A Arkansas	8	6					
		8 H South Carolina	7	9										
		8 H South Carolina	2	4										

Non-Div. I Games:

Alabama

8	H	South Carolina	4	6
127	H	Samford	8	2

A
l
a
b
a
m
a

A
l
a
b
a
m
a

Average RPI Win:	123	WON-LOST RECORD	WINNING PCT. RANK	LAST 15 GAMES	STRENGTH OF SCHEDULE	OPP. STRENGTH OF SCHEDULE	TEAM RPI	ADJ RPI	CONF. RPI	ADJ CONF. RPI		
DIV. I ONLY		36-22-0	.62069	60	12-3-0	108	33	62	.5434	62	3	3
DIV. I NON-CONF.		21-10-0	.67742	51	5-0-0	216	43	95	.53006	95	4	4
<hr/>												
TOTALS	RPI 1-25	RPI 26-50		W-L RECORDS		RPI 51-100		RPI 101-150		RPI 150+		
36-22-0	2-6-0	2-1-0		OVERALL		12-4-0		10-6-0		10-5-0		
20-10-0	0-0-0	2-1-0		HOME		7-2-0		7-5-0		4-2-0		
13-11-0	1-5-0	0-0-0		AWAY		3-2-0		3-1-0		6-3-0		
3-1-0	1-1-0	0-0-0		NEUTRAL		2-0-0		0-0-0		0-0-0		
21-10-0	0-0-0	0-0-0		NON-CONFERENCE		9-2-0		4-3-0		8-5-0		
12-6-0	0-0-0	0-0-0		HOME		7-2-0		1-2-0		4-2-0		
9-4-0	0-0-0	0-0-		AWAY		2-0-0		3-1-0		4-3-0		
0-0-0	0-0-0	0-0-0		NEUTRAL		0-0-0		0-0-0		0-0-0		
15-12-0	2-6-0	2-1-0		CONFERENCE		3-2-0		6-3-0		2-0-0		
8-4-0	0-0-0	2-1-0		HOME		0-0-0		6-3-0		0-0-0		
4-7-0	1-5-0	0-0-0		AWAY		1-2-0		0-0-0		2-0-0		
3-1-0	1-1-0	0-0-0		NEUTRAL		2-0-0		0-0-0		0-0-0		
RPI S	Opponent	Score	RPI S	Opponent	Score	RPI S	Opponent	Score	RPI S	Opponent	Score	
14 A	Texas Tech	1 2	32 H	Oklahoma St.	5 4	60 H	Maryland	4 1	115 H	Baylor	5 1	
14 A	Texas Tech	8 7	32 H	Oklahoma St.	1 8	63 A	Marshall	5 4	115 H	Baylor	10 0	
14 A	Texas Tech	2 4	32 H	Oklahoma St.	4 3	63 H	Marshall	9 8	115 H	Baylor	6 8	
14 N	Texas Tech	9 4				69 A	Oklahoma	12 7	122 A	Penn St.	4 5	
16 A	TCU	2 14				69 A	Oklahoma	6 12	128 H	Kansas St.	2 15	
16 A	TCU	1 7				69 A	Oklahoma	0 1	128 H	Kansas St.	6 8	
16 A	TCU	6 10				69 N	Oklahoma	6 0	128 H	Kansas St.	5 4	
16 N	TCU	10 11				69 N	Oklahoma	11 1	131 H	Furman	8 5	
						80 H	Old Dominion	6 5	131 H	Furman	6 8	
						80 H	Old Dominion	4 3	131 H	Furman	3 7	
						80 H	Old Dominion	4 5	133 H	Texas	9 5	
						83 A	Pittsburgh	10 4	133 H	Texas	11 2	
						83 H	Pittsburgh	1 4	133 H	Texas	14 7	
						100 H	William & Mary	7 6	136 A	UNLV	9 6	
						100 H	William & Mary	8 7	136 A	UNLV	13 1	
						100 H	William & Mary	6 1	136 A	UNLV	9 4	
									183 A	Hawaii	9 2	
									183 A	Hawaii	4 1	
									183 A	Hawaii	2 6	
									183 A	Hawaii	1 4	
									187 H	Eastern Mich.	5 1	
									196 H	Canisius	5 7	
									196 H	Canisius	0 9	
									199 H	Virginia Tech	5 4	
									200 A	Kansas	1 0	
									200 A	Kansas	11 6	
									204 H	Radford	6 2	
<hr/>												
			LAST 15 GAMES									
16 N TCU			10 11			83 A Pittsburgh			10 4			
69 N Oklahoma			11 1			100 H William & Mary			6 1			
14 N Texas Tech			9 4			100 H William & Mary			8 7			
69 N Oklahoma			6 0									
14 A Texas Tech			8 7									

Non-Div. I Games:

West Virginia

14	A	Texas Tech	2	4
14	A	Texas Tech	1	2

RPI	S	Opponent	Score	
238	A	Charleston So.	3	0
238	A	Charleston So.	5	0
238	A	Charleston So.	3	4
259	H	Youngstown St.	13	3

West Virginia

W
e
s
t
V
i
r
g
i
n
i
a

W
e
s
t
V
i
r
g
i
n
i
a

Average RPI Win: 148		WON-LOST RECORD		WINNING PCT. RANK		LAST 15 GAMES		STRENGTH OF SCHEDULE		OPP. STRENGTH OF SCHEDULE		TEAM RPI		ADJ RPI		CONF. RPI		ADJ CONF. RPI	
DIV. I ONLY		34-21-0		.61818 62		11-4-0		93		72		63		.54247 63		5		5	
DIV. I NON-CONF.		11-10-0		.52381 132		0-1-0		111		224		149		.49734 149		5		5	
TOTALS		RPI 1-25		RPI 26-50		W-L RECORDS		RPI 51-100		RPI 101-150		RPI 150+							
34-21-0		1-6-0		3-3-0		OVERALL		6-4-0		5-5-0		19-3-0							
19-9-0		1-3-0		3-3-0		HOME		2-2-0		1-0-0		12-1-0							
13-8-0		0-1-0		0-0-0		AWAY		2-2-0		4-3-0		7-2-0							
2-4-0		0-2-0		0-0-0		NEUTRAL		2-0-0		0-2-0		0-0-0							
11-10-0		0-2-0		0-0-0		NON-CONFERENCE		0-2-0		2-5-0		9-1-0							
10-3-0		0-1-0		0-0-0		HOME		0-1-0		1-0-0		9-1-0							
1-5-0		0-1-0		0-0-		AWAY		0-1-0		1-3-0		0-0-0							
0-2-0		0-0-0		0-0-0		NEUTRAL		0-0-0		0-2-0		0-0-0							
23-11-0		1-4-0		3-3-0		CONFERENCE		6-2-0		3-0-0		10-2-0							
9-6-0		1-2-0		3-3-0		HOME		2-1-0		0-0-0		3-0-0							
12-3-0		0-0-0		0-0-0		AWAY		2-1-0		3-0-0		7-2-0							
2-2-0		0-2-0		0-0-0		NEUTRAL		2-0-0		0-0-0		0-0-0							
RPI S	Opponent	Score		RPI S	Opponent	Score		RPI S	Opponent	Score		RPI S	Opponent	Score					
12 A	Coastal Caro.	3	9	27 H	Fla. Atlantic	2	10	62 A	West Virginia	8	9	114 N	Liberty	3	7				
18 H	Southern Miss.	10	8	27 H	Fla. Atlantic	3	6	62 H	West Virginia	4	5	114 N	Liberty	8	9				
18 H	Southern Miss.	4	14	27 H	Fla. Atlantic	7	2	80 H	Old Dominion	5	3	117 A	Morehead St.	0	13				
18 H	Southern Miss.	2	3	31 H	Louisiana Tech	6	10	80 H	Old Dominion	5	6	117 H	Morehead St.	6	5				
18 N	Southern Miss.	3	9	31 H	Louisiana Tech	7	4	80 H	Old Dominion	4	3	132 A	Western Ky.	14	1				
18 N	Southern Miss.	2	3	31 H	Louisiana Tech	10	4	95 A	FIU	5	10	132 A	Western Ky.	5	2				
25 H	Wake Forest	1	3					95 A	FIU	5	4	132 A	Western Ky.	8	1				
								95 A	FIU	6	5	134 A	Florida A&M	4	20				
								95 A	FIU	5	3	134 A	Florida A&M	11	9				
								95 N	FIU	5	3	134 A	Florida A&M	4	9				
								95 N	FIU	7	6	153 H	UAB	9	5				
												153 H	UAB	5	1				
												153 H	UAB	4	3				
												154 A	Charlotte	7	2				
												154 A	Charlotte	0	5				
												154 A	Charlotte	10	5				
												165 A	Middle Tenn.	6	5				
												165 A	Middle Tenn.	11	1				
												165 A	Middle Tenn.	25	9				
												186 A	UTSA	5	2				
												186 A	UTSA	8	3				
												186 A	UTSA	4	5				
												214 H	Eastern Ky.	6	0				
												214 H	Eastern Ky.	5	4				
												235 H	Brown	2	0				
												235 H	Brown	7	2				
												235 H	Brown	14	0				

Non-Div. I Games:

Marshall

80	H	Old Dominion	4	3
80	H	Old Dominion	5	3

RPI	S	Opponent	Score	
235	H	Brown	3	2
237	H	Ohio	1	4
245	H	Lehigh	6	4
245	H	Lehigh	4	2
245	H	Lehigh	12	6

Marshall

M
a
r
s
h
a
l
l

M
a
r
s
h
a
l
l

Average RPI Win: 173		WON-LOST RECORD		WINNING PCT. RANK		LAST 15 GAMES		STRENGTH OF SCHEDULE		OPP. STRENGTH OF SCHEDULE		TEAM RPI		ADJ RPI		CONF. RPI		ADJ CONF. RPI	
DIV. I ONLY		39-19-0		.67241 29		11-4-0		112		163		64		.54246 64		15		15	
DIV. I NON-CONF.		21-11-0		.65625 59		1-1-0		87		198		86		.53359 86		17		17	
TOTALS		RPI 1-25		RPI 26-50		W-L RECORDS		RPI 51-100		RPI 101-150		RPI 150+							
39-19-0		0-2-0		3-0-0		OVERALL		3-6-0		9-4-0		24-7-0							
26-8-0		0-1-0		3-0-0		HOME		2-3-0		5-0-0		16-4-0							
11-9-0		0-1-0		0-0-0		AWAY		1-3-0		3-2-0		7-3-0							
2-2-0		0-0-0		0-0-0		NEUTRAL		0-0-0		1-2-0		1-0-0							
21-11-0		0-2-0		3-0-0		NON-CONFERENCE		1-4-0		3-1-0		14-4-0							
17-7-0		0-1-0		3-0-0		HOME		1-3-0		2-0-0		11-3-0							
4-4-0		0-1-0		0-0-		AWAY		0-1-0		1-1-0		3-1-0							
0-0-0		0-0-0		0-0-0		NEUTRAL		0-0-0		0-0-0		0-0-0							
18-8-0		0-0-0		0-0-0		CONFERENCE		2-2-0		6-3-0		10-3-0							
9-1-0		0-0-0		0-0-0		HOME		1-0-0		3-0-0		5-1-0							
7-5-0		0-0-0		0-0-0		AWAY		1-2-0		2-1-0		4-2-0							
2-2-0		0-0-0		0-0-0		NEUTRAL		0-0-0		1-2-0		1-0-0							
RPI	S	Opponent		Score		RPI	S	Opponent		Score		RPI	S	Opponent		Score			
1	A	Florida		4	5	33	H	UNCW		3	2	66	H	Hartford		8	9		
1	H	Florida		2	6	33	H	UNCW		12	11	66	H	Hartford		1	2		
						33	H	UNCW		13	1	66	H	Hartford		2	3		
												81	A	Ga. Southern		0	2		
												81	H	Ga. Southern		13	4		
												86	A	Jacksonville		0	8		
												86	A	Jacksonville		2	6		
												86	A	Jacksonville		7	4		
												86	H	Jacksonville		10	6		

Non-Div. I Games:

North Florida

263	A	NJIT	9	2
263	A	NJIT	6	0

RPI	S	Opponent	Score	
209	H	George Washington	10	7
216	H	Quinnipiac	0	3
216	H	Quinnipiac	12	8
216	H	Quinnipiac	6	5
222	H	USC Upstate	15	4
222	H	USC Upstate	10	3
222	H	USC Upstate	13	6
224	H	Dartmouth	8	6
224	H	Dartmouth	17	3
233	H	Penn	17	5
233	H	Penn	2	3
233	H	Penn	5	3
263	A	NJIT	22	2
263	A	NJIT	9	2
263	A	NJIT	6	0
288	A	Savannah St.	7	3
288	H	Savannah St.	7	4

North Florida

N
o
r
t
h
F
l
o
r
i
d
a

N
o
r
t
h
F
l
o
r
i
d
a

Average RPI Win:	125	WON-LOST RECORD	WINNING PCT. RANK	LAST 15 GAMES	STRENGTH OF SCHEDULE	OPP. STRENGTH OF SCHEDULE	TEAM RPI	ADJ RPI	CONF. RPI	ADJ CONF. RPI								
DIV. I ONLY		31-26-1	.5431	113	8-7-0	26	97	65	.54122	65	14	14						
DIV. I NON-CONF.		17-12-1	.58333	95	1-1-0	2	16	15	.58397	15	15	15						
<hr/>																		
TOTALS	RPI 1-25	RPI 26-50		W-L RECORDS		RPI 51-100		RPI 101-150		RPI 150+								
31-26-1	6-6-1	3-4-0		OVERALL		7-6-0		3-1-0		12-9-0								
20-9-1	3-1-1	2-1-0		HOME		6-4-0		3-0-0		6-3-0								
9-15-0	3-5-0	1-2-0		AWAY		0-1-0		0-1-0		5-6-0								
2-2-0	0-0-0	0-1-0		NEUTRAL		1-1-0		0-0-0		1-0-0								
17-12-1	6-6-1	2-1-0		NON-CONFERENCE		4-4-0		0-1-0		5-0-0								
12-5-1	3-1-1	2-1-0		HOME		4-3-0		0-0-0		3-0-0								
5-7-0	3-5-0	0-0-		AWAY		0-1-0		0-1-0		2-0-0								
0-0-0	0-0-0	0-0-0		NEUTRAL		0-0-0		0-0-0		0-0-0								
14-14-0	0-0-0	1-3-0		CONFERENCE		3-2-0		3-0-0		7-9-0								
8-4-0	0-0-0	0-0-0		HOME		2-1-0		3-0-0		3-3-0								
4-8-0	0-0-0	1-2-0		AWAY		0-0-0		0-0-0		3-6-0								
2-2-0	0-0-0	0-1-0		NEUTRAL		1-1-0		0-0-0		1-0-0								
<hr/>																		
RPI	S	Opponent	Score		RPI	S	Opponent	Score		RPI	S	Opponent	Score					
6	A	Clemson	11	4	33	A	UNCW	3	8	74	H	VCU	7	4				
6	A	Clemson	4	13	33	A	UNCW	8	5	74	H	VCU	3	4				
8	A	South Carolina	6	5	33	A	UNCW	5	9	74	H	VCU	1	2				
12	A	Coastal Caro.	5	9	33	N	UNCW	1	6	81	A	Ga. Southern	6	10				
12	A	Coastal Caro.	3	5	47	H	Nebraska	7	3	81	H	Ga. Southern	10	13				
12	H	Coastal Caro.	9	4	47	H	Nebraska	13	5	94	H	Mercer	17	13				
12	H	Coastal Caro.	4	2	47	H	Nebraska	0	4	94	H	Mercer	5	4				
13	A	Florida St.	2	1						94	H	Mercer	6	2				
13	A	Florida St.	3	8						100	H	William & Mary	5	1				
13	A	Florida St.	2	11						100	H	William & Mary	1	6				
23	H	UC Santa Barbara	6	6						100	H	William & Mary	6	0				
23	H	UC Santa Barbara	10	3						100	N	William & Mary	7	2				
23	H	UC Santa Barbara	4	7						100	N	William & Mary	3	10				
					LAST 15 GAMES													
					33 N UNCW					1	6	167 H Northeastern					3	2
					100 N William & Mary					3	10	167 H Northeastern					8	5
					100 N William & Mary					7	2	167 H Northeastern					2	3
					207 N Elon					9	8							
					100 H William & Mary					6	0							

Non-Div. I Games:

Col. of Charleston

100 H William & Mary	1	6
100 H William & Mary	5	1

C
o
l
.
o
f
C
h
a
r
l
e
s
t
o
n

C
o
l
.
o
f
C
h
a
r
l
e
s
t
o
n

Average RPI Win: 187		WON-LOST RECORD		WINNING PCT. RANK		LAST 15 GAMES		STRENGTH OF SCHEDULE		OPP. STRENGTH OF SCHEDULE		TEAM RPI		ADJ RPI		CONF. RPI		ADJ CONF. RPI			
DIV. I ONLY		37-18-0		.67273 28		9-6-0		190		199		66		.54071 66		20		20			
DIV. I NON-CONF.		22-7-0		.75862 27		4-2-0		138		184		19		.57744 19		18		18			
TOTALS		RPI 1-25		RPI 26-50		W-L RECORDS		RPI 51-100		RPI 101-150		RPI 150+									
37-18-0		0-3-0		1-0-0		OVERALL		4-0-0		2-4-0		30-11-0									
15-5-0		0-0-0		0-0-0		HOME		1-0-0		1-0-0		13-5-0									
21-11-0		0-3-0		1-0-0		AWAY		3-0-0		1-3-0		16-5-0									
1-2-0		0-0-0		0-0-0		NEUTRAL		0-0-0		0-1-0		1-1-0									
22-7-0		0-3-0		1-0-0		NON-CONFERENCE		4-0-0		2-0-0		15-4-0									
6-2-0		0-0-0		0-0-0		HOME		1-0-0		1-0-0		4-2-0									
16-5-0		0-3-0		1-0-		AWAY		3-0-0		1-0-0		11-2-0									
0-0-0		0-0-0		0-0-0		NEUTRAL		0-0-0		0-0-0		0-0-0									
15-11-0		0-0-0		0-0-0		CONFERENCE		0-0-0		0-4-0		15-7-0									
9-3-0		0-0-0		0-0-0		HOME		0-0-0		0-0-0		9-3-0									
5-6-0		0-0-0		0-0-0		AWAY		0-0-0		0-3-0		5-3-0									
1-2-0		0-0-0		0-0-0		NEUTRAL		0-0-0		0-1-0		1-1-0									
RPI S	Opponent		Score		RPI S	Opponent		Score		RPI S	Opponent		Score		RPI S	Opponent		Score			
23 A	UC Santa Barbara		1	2	28 A	Bryant		9	8	51 H	UConn		4	3	109 A	Binghamton		9	10		
23 A	UC Santa Barbara		6	7						64 A	North Florida		3	2	109 A	Binghamton		3	5		
23 A	UC Santa Barbara		4	7						64 A	North Florida		2	1	109 A	Binghamton		1	12		
										64 A	North Florida		9	8	109 N	Binghamton		6	9		
															113 A	Rhode Island		7	1		
															113 H	Rhode Island		14	13		
															156 A	Holy Cross		8	4		
															159 H	Sacred Heart		4	7		
															160 H	Stony Brook		9	5		
															160 H	Stony Brook		0	2		
															160 H	Stony Brook		0	9		
															160 N	Stony Brook		2	3		
															160 N	Stony Brook		7	6		
															167 A	Northeastern		3	4		
															171 A	UMBC		6	4		
															171 A	UMBC		4	13		
															171 A	UMBC		6	7		
															182 A	Fairfield		6	3		
															202 A	Central Conn. St.		11	9		
															202 H	Central Conn. St.		10	0		
															204 A	Radford		2	4		
															204 A	Radford		12	0		
															204 A	Radford		3	1		
															210 H	Yale		15	8		
															211 A	Albany (NY)		11	0		
															211 A	Albany (NY)		6	1		
															211 H	Albany (NY)		6	3		
				LAST 15 GAMES																	
				160 N Stony Brook				2	3	202 H Central Conn. St.				10	0	204 A Radford					
				109 N Binghamton				6	9	219 H UMass Lowell				14	10	210 H Yale					
				160 N Stony Brook				7	6	219 H UMass Lowell				17	4	211 A Albany (NY)					
				171 A UMBC				4	13									211 A Albany (NY)			
				171 A UMBC				6	7									211 H Albany (NY)			

Non-Div. I Games:

Hartford

171	A	UMBC	6	4
113	A	Rhode Island	7	1

RPI	S	Opponent	Score	
211	H	Albany (NY)	5	9
211	H	Albany (NY)	7	6
215	A	Manhattan	8	3
216	A	Quinnipiac	11	5
216	H	Quinnipiac	5	7
219	A	UMass Lowell	6	0
219	A	UMass Lowell	5	6
219	A	UMass Lowell	4	3
219	H	UMass Lowell	14	10
219	H	UMass Lowell	23	6
219	H	UMass Lowell	17	4
240	H	Maine	6	5
240	H	Maine	4	1
240	H	Maine	11	4
243	A	Villanova	8	0
243	A	Villanova	11	1
243	A	Villanova	2	1
252	A	Marist	5	3
254	H	Army West Point	4	3
254	H	Army West Point	14	4

Average RPI Win: 132		WON-LOST RECORD		WINNING PCT. RANK		LAST 15 GAMES		STRENGTH OF SCHEDULE		OPP. STRENGTH OF SCHEDULE		TEAM RPI		ADJ RPI		CONF. RPI		ADJ CONF. RPI					
Average RPI Loss: 75																							
DIV. I ONLY		32-25-0		.5614 97		6-9-0		42		22		67		.54034 67		2		2					
DIV. I NON-CONF.		17-9-0		.65385 62		1-2-0		147		177		103		.52234 103		2		2					
TOTALS		RPI 1-25		RPI 26-50		W-L RECORDS		RPI 51-100		RPI 101-150		RPI 150+											
32-25-0		5-10-0		2-2-0		OVERALL		5-4-0		7-6-0		13-3-0											
22-10-0		4-3-0		0-0-0		HOME		3-1-0		6-4-0		9-2-0											
7-12-0		1-6-0		2-1-0		AWAY		2-2-0		1-2-0		1-1-0											
3-3-0		0-1-0		0-1-0		NEUTRAL		0-1-0		0-0-0		3-0-0											
17-9-0		0-3-0		0-1-0		NON-CONFERENCE		1-1-0		3-1-0		13-3-0											
13-4-0		0-1-0		0-0-0		HOME		1-0-0		3-1-0		9-2-0											
1-3-0		0-1-0		0-0-		AWAY		0-1-0		0-0-0		1-1-0											
3-2-0		0-1-0		0-1-0		NEUTRAL		0-0-0		0-0-0		3-0-0											
15-16-0		5-7-0		2-1-0		CONFERENCE		4-3-0		4-5-0		0-0-0											
9-6-0		4-2-0		0-0-0		HOME		2-1-0		3-3-0		0-0-0											
6-9-0		1-5-0		2-1-0		AWAY		2-1-0		1-2-0		0-0-0											
0-1-0		0-0-0		0-0-0		NEUTRAL		0-1-0		0-0-0		0-0-0											
RPI	S	Opponent		Score		RPI	S	Opponent		Score		RPI	S	Opponent		Score		RPI	S	Opponent		Score	
1	H	Florida		5 12		28	N	Bryant		4 7		61	H	Alabama		3 2		101	H	Austin Peay		3 2	
1	H	Florida		7 4		37	A	Georgia		11 4		61	H	Alabama		1 2		117	H	Morehead St.		10 5	
1	H	Florida		5 4		37	A	Georgia		14 6		61	H	Alabama		6 2		119	H	Cincinnati		8 4	
2	A	Louisville		6 7		37	A	Georgia		2 5		61	N	Alabama		2 5		121	H	Arkansas		0 2	
2	H	Louisville		6 9								78	H	Xavier		6 2		121	H	Arkansas		5 4	
5	A	Ole Miss		2 14								82	A	Tennessee		10 2		121	H	Arkansas		0 1	
5	A	Ole Miss		5 7								82	A	Tennessee		5 4		126	H	Missouri		2 1	
5	A	Ole Miss		1 3								82	A	Tennessee		5 14		126	H	Missouri		7 2	
8	H	South Carolina		5 10								99	A	Indiana		2 3		126	H	Missouri		3 9	
8	H	South Carolina		6 0														132	H	Western Ky.		6 14	
8	H	South Carolina		5 4														142	A	Auburn		2 5	
9	A	Vanderbilt		3 0														142	A	Auburn		6 10	
9	A	Vanderbilt		2 3														142	A	Auburn		9 6	
9	A	Vanderbilt		0 3														164	H	Miami (OH)		11 1	
23	N	UC Santa Barbara		4 11														188	A	San Diego St.		6 0	
																		189	A	Wofford		4 5	
																		198	H	Murray St.		11 1	
																		198	N	Murray St.		4 1	
																		214	H	Eastern Ky.		4 5	
																		222	H	USC Upstate		3 1	
																		222	H	USC Upstate		3 0	
																		222	H	USC Upstate		5 3	
																		234	H	Dayton		5 3	
																		234	N	Dayton		15 2	
																		244	H	Northern Ky.		4 5	
																		246	H	Buffalo		14 3	
																		246	H	Buffalo		5 1	
LAST 15 GAMES																							
																		5	A	Ole Miss		1 3	
																		99	A	Indiana		2 3	
																		8	H	South Carolina		5 4	
																			</				

Non-Div. I Games:

Kentucky

5	A	Ole Miss	5	7
5	A	Ole Miss	2	14

RPI	S	Opponent	Score	
246	H	Buffalo	9	8
274	N	George Mason	8	6

Kentucky

K
e
n
t
u
c
k
y

K
e
n
t
u
c
k
y

Average RPI Win:	132	WON-LOST RECORD	WINNING PCT. RANK	LAST 15 GAMES	STRENGTH OF SCHEDULE	OPP. STRENGTH OF SCHEDULE	TEAM RPI	ADJ RPI	CONF. RPI	ADJ CONF. RPI		
DIV. I ONLY		32-21-0	.60377	73	9-6-0	128	23	68	.53969	68	4	4
DIV. I NON-CONF.		17-4-0	.80952	14	4-0-0	248	13	34	.56409	34	3	3
<hr/>												
TOTALS	RPI 1-25	RPI 26-50		W-L RECORDS		RPI 51-100		RPI 101-150		RPI 150+		
32-21-0	1-4-0	5-5-0		OVERALL		6-11-0		11-0-0		9-1-0		
16-10-0	1-4-0	3-1-0		HOME		3-5-0		6-0-0		3-0-0		
16-11-0	0-0-0	2-4-0		AWAY		3-6-0		5-0-0		6-1-0		
0-0-0	0-0-0	0-0-0		NEUTRAL		0-0-0		0-0-0		0-0-0		
17-4-0	1-1-0	1-3-0		NON-CONFERENCE		0-0-0		8-0-0		7-0-0		
7-2-0	1-1-0	0-1-0		HOME		0-0-0		3-0-0		3-0-0		
10-2-0	0-0-0	1-0-		AWAY		0-0-0		5-0-0		4-0-0		
0-0-0	0-0-0	0-0-0		NEUTRAL		0-0-0		0-0-0		0-0-0		
15-17-0	0-3-0	4-2-0		CONFERENCE		6-11-0		3-0-0		2-1-0		
9-8-0	0-3-0	3-0-0		HOME		3-5-0		3-0-0		0-0-0		
6-9-0	0-0-0	1-2-0		AWAY		3-6-0		0-0-0		2-1-0		
0-0-0	0-0-0	0-0-0		NEUTRAL		0-0-0		0-0-0		0-0-0		
RPI S	Opponent	Score	RPI S	Opponent	Score	RPI S	Opponent	Score	RPI S	Opponent	Score	
14 H	Texas Tech	8 11	26 A	Duke	4 5	55 H	Washington	7 1	102 H	UCLA	8 2	
14 H	Texas Tech	9 2	26 A	Duke	5 2	55 H	Washington	2 4	102 H	UCLA	5 3	
21 H	Arizona	5 8	26 A	Duke	5 6	55 H	Washington	4 7	102 H	UCLA	9 1	
21 H	Arizona	6 7	38 H	Michigan	0 5	73 A	Stanford	4 6	124 A	Cal Poly	7 1	
21 H	Arizona	0 3	43 A	Arizona St.	8 4	73 A	Stanford	1 5	124 H	Cal Poly	5 4	
			43 A	Arizona St.	4 6	73 A	Stanford	4 1	133 A	Texas	10 7	
			43 A	Arizona St.	0 4	73 H	Stanford	6 8	133 A	Texas	6 0	
			44 H	Oregon St.	5 3	73 H	Stanford	5 2	133 A	Texas	4 1	
			44 H	Oregon St.	5 0	79 A	Southern California	4 5	133 A	Texas	4 3	
			44 H	Oregon St.	6 2	79 A	Southern California	5 4	141 H	San Francisco	5 4	
						79 A	Southern California	5 18	141 H	San Francisco	7 5	
						85 A	Oregon	3 4	177 A	Washington St.	7 0	
						85 A	Oregon	12 2	177 A	Washington St.	11 5	
						85 A	Oregon	5 11	177 A	Washington St.	1 4	
						93 H	Utah	5 6	255 A	Northwestern	16 0	
						93 H	Utah	3 8	255 A	Northwestern	13 2	
						93 H	Utah	9 2	255 A	Northwestern	15 3	
									255 A	Northwestern	15 0	
									273 H	Purdue	10 0	
									273 H	Purdue	4 0	
									273 H	Purdue	15 5	
LAST 15 GAMES												
			177 A	Washington St.	11 5	255 A	Northwestern	15 3				
			177 A	Washington St.	7 0	255 A	Northwestern	13 2				
			177 A	Washington St.	1 4	255 A	Northwestern	16 0				
			93 H	Utah	5 6							
			93 H	Utah	9 2							

Non-Div. I Games:

California

93	H	Utah	3	8
255	A	Northwestern	15	0

C
a
l
i
f
o
r
n
i
a

C
a
l
i
f
o
r
n
i
a

Average RPI Win:		130	WON-LOST RECORD		WINNING PCT. RANK		LAST 15 GAMES		STRENGTH OF SCHEDULE		OPP. STRENGTH OF SCHEDULE		TEAM RPI		ADJ RPI		CONF. RPI		ADJ CONF. RPI				
Average RPI Loss:		74																					
DIV. I ONLY			30-27-1		.52586 127		10-5-0		33		56		69		.5392 69		3		3				
DIV. I NON-CONF.			17-11-1		.60345 85		3-1-0		54		93		46		.55575 46		4		4				
TOTALS		RPI 1-25		RPI 26-50		W-L RECORDS		RPI 51-100		RPI 101-150		RPI 150+											
30-27-1		2-6-1		2-5-0		OVERALL		5-7-0		11-5-0		10-4-0											
16-9-0		1-0-0		0-1-0		HOME		4-3-0		7-3-0		4-2-0											
10-15-0		0-6-0		0-3-0		AWAY		1-2-0		3-2-0		6-2-0											
4-3-1		1-0-1		2-1-0		NEUTRAL		0-2-0		1-0-0		0-0-0											
17-11-1		1-0-1		0-3-0		NON-CONFERENCE		3-4-0		4-2-0		9-2-0											
8-4-0		1-0-0		0-0-0		HOME		2-2-0		1-0-0		4-2-0											
9-7-0		0-0-0		0-0-		AWAY		1-2-0		3-2-0		5-0-0											
0-0-1		0-0-1		0-0-0		NEUTRAL		0-0-0		0-0-0		0-0-0											
13-16-0		1-6-0		2-2-0		CONFERENCE		2-3-0		7-3-0		1-2-0											
8-5-0		0-0-0		0-1-0		HOME		2-1-0		6-3-0		0-0-0											
1-8-0		0-6-0		0-0-0		AWAY		0-0-0		0-0-0		1-2-0											
4-3-0		1-0-0		2-1-0		NEUTRAL		0-2-0		1-0-0		0-0-0											
RPI	S	Opponent		Score		RPI	S	Opponent		Score		RPI	S	Opponent		Score		RPI	S	Opponent		Score	
11	N	Mississippi St.		5	5	32	H	Oklahoma St.		3	4	52	H	Long Beach St.		6	3	101	A	Austin Peay		7	17
14	A	Texas Tech		0	5	32	N	Oklahoma St.		3	1	52	H	Long Beach St.		3	7	101	A	Austin Peay		11	3
14	A	Texas Tech		1	6	32	N	Oklahoma St.		9	1	52	H	Long Beach St.		3	6	101	A	Austin Peay		4	1
14	A	Texas Tech		7	13	32	N	Oklahoma St.		9	10	58	A	Oral Roberts		0	5	102	A	UCLA		2	4
14	N	Texas Tech		17	4	34	A	Sam Houston St.		2	7	58	H	Oral Roberts		12	3	110	H	Central Ark.		3	0
16	A	TCU		3	11	34	A	Sam Houston St.		3	4	62	H	West Virginia		1	0	115	H	Baylor		7	6
16	A	TCU		2	12	34	A	Sam Houston St.		3	4	62	H	West Virginia		12	6	115	H	Baylor		4	3
16	A	TCU		0	2							62	H	West Virginia		7	12	115	H	Baylor		1	6
22	H	Dallas Baptist		12	2							62	N	West Virginia		1	11	128	H	Kansas St.		12	0
												62	N	West Virginia		0	6	128	H	Kansas St.		3	9
												79	A	Southern California		4	5	128	H	Kansas St.		10	1
												92	A	Fresno St.		3	2	128	N	Kansas St.		13	7
																		129	A	Little Rock		5	2
																		133	H	Texas		6	1
																		133	H	Texas		3	5
																		133	H	Texas		4	3
																		167	H	Northeastern		13	4
																		167	H	Northeastern		3	5
																		167	H	Northeastern		2	3
																		167	H	Northeastern		10	4
																		184	A	Wichita St.		15	7
																		184	H	Wichita St.		4	2
																		200	A	Kansas		2	7
																		200	A	Kansas		8	9
																		200	A	Kansas		17	6
																		218	H	Abilene Christian		7	1
																		256	A	CSU Bakersfield		10	7
LAST 15 GAMES																							
						62	N	West Virginia		1	11	32	N	Oklahoma St.		3	1	200	A	Kansas		2	7
						14	N	Texas Tech		17	4	32	N	Oklahoma St.		9	10	200	A	Kansas		8	9
						128	N	Kansas St.		13	7	32	N	Oklahoma St.		9	1	200	A	Kansas		17	6
						62	N	West Virginia		0	6							218	H	Abilene Christian		7	1
						101	A	Austin Peay		7	17							256	A	CSU Bakersfield		10	7

Non-Div. I Games:

Oklahoma

101	A	Austin Peay	11	3
101	A	Austin Peay	4	1

RPI	S	Opponent	Score	
256	A	CSU Bakersfield	6	4
256	A	CSU Bakersfield	6	3
256	A	CSU Bakersfield	13	0

Oklahoma

O
k
l
a
h
o
m
a

O
k
l
a
h
o
m
a

Average RPI Win:		157	WON-LOST RECORD		WINNING PCT. RANK		LAST 15 GAMES		STRENGTH OF SCHEDULE		OPP. STRENGTH OF SCHEDULE		TEAM RPI		ADJ RPI		CONF. RPI		ADJ CONF. RPI					
Average RPI Loss:		97																						
DIV. I ONLY			35-21-0		.625		57		10-5-0		120		117		70		.53812		70		9		9	
DIV. I NON-CONF.			21-11-0		.65625		59		1-0-0		162		131		67		.5407		67		12		12	
TOTALS		RPI 1-25		RPI 26-50		W-L RECORDS		RPI 51-100		RPI 101-150		RPI 150+												
35-21-0		1-4-0		1-5-0		OVERALL		8-4-0		8-4-0		17-4-0												
13-9-0		0-3-0		0-2-0		HOME		4-1-0		2-1-0		7-2-0												
14-8-0		1-1-0		1-2-0		AWAY		1-1-0		5-3-0		6-1-0												
8-4-0		0-0-0		0-1-0		NEUTRAL		3-2-0		1-0-0		4-1-0												
21-11-0		1-1-0		1-5-0		NON-CONFERENCE		5-2-0		2-1-0		12-2-0												
6-4-0		0-0-0		0-2-0		HOME		1-1-0		0-0-0		5-1-0												
8-5-0		1-1-0		1-0-		AWAY		1-1-0		1-1-0		4-0-0												
7-2-0		0-0-0		0-1-0		NEUTRAL		3-0-0		1-0-0		3-1-0												
14-10-0		0-3-0		0-0-0		CONFERENCE		3-2-0		6-3-0		5-2-0												
7-5-0		0-3-0		0-0-0		HOME		3-0-0		2-1-0		2-1-0												
6-3-0		0-0-0		0-0-0		AWAY		0-0-0		4-2-0		2-1-0												
1-2-0		0-0-0		0-0-0		NEUTRAL		0-2-0		0-0-0		1-0-0												
RPI	S	Opponent		Score		RPI	S	Opponent		Score		RPI	S	Opponent		Score		RPI	S	Opponent		Score		
10	A	North Carolina St.		11	7	32	A	Oklahoma St.		2	9	56	H	Illinois		5	4	111	A	Bradley		6	2	
10	A	North Carolina St.		3	8	32	A	Oklahoma St.		2	0	58	N	Oral Roberts		3	2	111	A	Bradley		4	2	
22	H	Dallas Baptist		6	7	32	A	Oklahoma St.		0	1	58	N	Oral Roberts		9	5	111	A	Bradley		3	5	
22	H	Dallas Baptist		5	10	39	N	Boston College		3	5	72	N	Iowa		11	3	113	N	Rhode Island		8	2	
22	H	Dallas Baptist		2	3	47	H	Nebraska		4	11	87	H	Missouri St.		2	1	125	A	Southern Ill.		6	7	
						47	H	Nebraska		4	10	87	H	Missouri St.		4	2	125	A	Southern Ill.		5	1	
												87	H	Missouri St.		7	6	125	A	Southern Ill.		3	0	
												87	N	Missouri St.		4	12	129	A	Little Rock		7	2	
												87	N	Missouri St.		4	11	129	A	Little Rock		5	6	
												99	A	Indiana		5	1	138	H	Evansville		7	0	
												99	A	Indiana		3	5	138	H	Evansville		2	3	
												99	H	Indiana		5	7	138	H	Evansville		3	0	
																		161	A	Campbell		4	1	
																		167	N	Davidson		7	1	
																		173	A	Ball St.		16	8	
																		184	A	Wichita St.		15	10	
																		184	A	Wichita St.		9	11	
																		184	A	Wichita St.		8	6	
																		184	N	Wichita St.		7	1	
																		220	H	Illinois St.		6	5	
																		220	H	Illinois St.		1	5	
																		220	H	Illinois St.		3	2	
																		224	N	Dartmouth		3	0	
																		242	H	Siena		2	3	
																		242	H	Siena		12	3	
																		242	H	Siena		10	3	
																		243	N	Villanova		5	6	
LAST 15 GAMES																								
						87	N	Missouri St.		4	11	111	A	Bradley		4	2							
						184	N	Wichita St.		7	1	111	A	Bradley		3	5							
						87	N	Missouri St.		4	12	173	A	Ball St.		16	8							
						138	H	Evansville		3	0													
						138	H	Evansville		7	0													

Non-Div. I Games:

Indiana St.

Indiana St.

138 H Evansville	2	3
111 A Bradley	6	2

Through Games Of May 29, 2016

RPI	S	Opponent	Score	
273	A	Purdue	22	4
273	H	Purdue	4	1
276	A	Butler	6	1
276	H	Butler	7	2
276	H	Butler	13	9
293	N	Chicago St.	14	5

Indiana St.

I
n
d
i
a
n
a
S
t
.

I
n
d
i
a
n
a
S
t
.

Average RPI Win: 186		WON-LOST	WINNING	LAST 15	STRENGTH OF		OPP. STRENGTH	TEAM	ADJ		CONF.	ADJ CONF.			
Average RPI Loss: 147		RECORD	PCT. RANK	GAMES	SCHEDULE		OF SCHEDULE	RPI	RPI		RPI	RPI			
DIV. I ONLY		43-14-0	.75439	6	12-3-0		263	155	71	.53759	71	23	23		
DIV. I NON-CONF.		19-8-0	.7037	40	2-1-0		184	32	47	.55559	47	22	22		
TOTALS		RPI 1-25	RPI 26-50		W-L RECORDS		RPI 51-100		RPI 101-150		RPI 150+				
43-14-0		0-2-0	1-0-0		OVERALL		0-3-0		9-1-0		33-8-0				
14-5-0		0-0-0	1-0-0		HOME		0-1-0		3-0-0		10-4-0				
21-4-0		0-0-0	0-0-0		AWAY		0-1-0		4-1-0		17-2-0				
8-5-0		0-2-0	0-0-0		NEUTRAL		0-1-0		2-0-0		6-2-0				
19-8-0		0-2-0	1-0-0		NON-CONFERENCE		0-3-0		9-1-0		9-2-0				
5-2-0		0-0-0	1-0-0		HOME		0-1-0		3-0-0		1-1-0				
10-3-0		0-0-0	0-0-		AWAY		0-1-0		4-1-0		6-1-0				
4-3-0		0-2-0	0-0-0		NEUTRAL		0-1-0		2-0-0		2-0-0				
24-6-0		0-0-0	0-0-0		CONFERENCE		0-0-0		0-0-0		24-6-0				
9-3-0		0-0-0	0-0-0		HOME		0-0-0		0-0-0		9-3-0				
11-1-0		0-0-0	0-0-0		AWAY		0-0-0		0-0-0		11-1-0				
4-2-0		0-0-0	0-0-0		NEUTRAL		0-0-0		0-0-0		4-2-0				
RPI S	Opponent	Score		RPI S	Opponent	Score		RPI S	Opponent	Score		RPI S	Opponent	Score	
10 N	North Carolina St.	5	7	35 H	Ohio St.	8	3	80 N	Old Dominion	0	2	103 H	Western Caro.	5	4
17 N	Virginia	6	8					83 A	Pittsburgh	5	13	103 H	Western Caro.	3	1
								83 H	Pittsburgh	4	9	114 A	Liberty	2	0
												114 A	Liberty	2	4
												114 A	Liberty	6	5
												114 A	Liberty	8	1
												122 A	Penn St.	6	2
												122 H	Penn St.	10	9
												138 N	Evansville	6	3
												143 N	Milwaukee	7	6
												154 A	Charlotte	11	6
												154 A	Charlotte	4	3
												154 A	Charlotte	11	3
												164 H	Miami (OH)	2	5
												164 H	Miami (OH)	4	3
												164 H	Miami (OH)	10	3
												173 N	Ball St.	8	3
												187 A	Eastern Mich.	13	3
												187 A	Eastern Mich.	7	3
												187 A	Eastern Mich.	4	2
												187 N	Eastern Mich.	1	0
												187 N	Eastern Mich.	5	10
												187 N	Eastern Mich.	4	2
												196 H	Canisius	4	5
												203 H	Toledo	2	1
												203 H	Toledo	1	4
												203 H	Toledo	3	0
LAST 15 GAMES				217 N	Western Mich.	7	12	259 A	Youngstown St.	10	11	187 N	Eastern Mich.	4	2
				187 N	Eastern Mich.	4	2	262 A	Bowling Green	8	2	196 H	Canisius	4	5
				187 N	Eastern Mich.	5	10	262 A	Bowling Green	10	1	203 H	Toledo	2	1
				203 N	Toledo	3	2					203 H	Toledo	1	4
				187 N	Eastern Mich.	1	0					203 H	Toledo	3	0

Non-Div. I Games: Lake Erie 9 1

Kent St.

Kent St.

103	H	Western Caro.	3	1
103	H	Western Caro.	5	4

Through Games Of May 29, 2016

RPI	S	Opponent	Score	
203	N	Toledo	3	2
204	A	Radford	8	3
204	A	Radford	7	6
204	A	Radford	6	0
209	N	George Washington	6	4
209	N	George Washington	7	4
217	H	Western Mich.	9	7
217	H	Western Mich.	4	5
217	H	Western Mich.	13	2
217	N	Western Mich.	7	12
221	A	Central Mich.	17	5
221	A	Central Mich.	10	13
221	A	Central Mich.	5	2
237	A	Ohio	6	5
237	A	Ohio	8	0
237	A	Ohio	6	0
246	H	Buffalo	12	2
246	H	Buffalo	5	0
246	H	Buffalo	5	4
259	A	Youngstown St.	10	11
259	H	Youngstown St.	5	2
262	A	Bowling Green	10	1
262	A	Bowling Green	14	0
262	A	Bowling Green	8	2

Kent St.

K
e
n
t
S
t
.

K
e
n
t
S
t
.

Average RPI Win: 126		WON-LOST RECORD		WINNING PCT. RANK		LAST 15 GAMES		STRENGTH OF SCHEDULE		OPP. STRENGTH OF SCHEDULE		TEAM RPI		ADJ RPI		CONF. RPI		ADJ CONF. RPI	
DIV. I ONLY		27-26-0		.50943 139		10-5-0		24		125		72		.53617 72		7		7	
DIV. I NON-CONF.		12-13-0		.48 158		2-0-0		126		193		145		.49883 145		7		7	
TOTALS		RPI 1-25		RPI 26-50		W-L RECORDS		RPI 51-100		RPI 101-150		RPI 150+							
27-26-0		0-3-0		5-7-0		OVERALL		8-9-0		6-6-0		8-1-0							
14-7-0		0-0-0		1-2-0		HOME		6-3-0		3-2-0		4-0-0							
7-15-0		0-3-0		2-4-0		AWAY		1-5-0		3-3-0		1-0-0							
6-4-0		0-0-0		2-1-0		NEUTRAL		1-1-0		0-1-0		3-1-0							
12-13-0		0-3-0		0-0-0		NON-CONFERENCE		0-4-0		4-5-0		8-1-0							
7-2-0		0-0-0		0-0-0		HOME		0-0-0		3-2-0		4-0-0							
2-8-0		0-3-0		0-0-		AWAY		0-3-0		1-2-0		1-0-0							
3-3-0		0-0-0		0-0-0		NEUTRAL		0-1-0		0-1-0		3-1-0							
15-13-0		0-0-0		5-7-0		CONFERENCE		8-5-0		2-1-0		0-0-0							
7-5-0		0-0-0		1-2-0		HOME		6-3-0		0-0-0		0-0-0							
5-7-0		0-0-0		2-4-0		AWAY		1-2-0		2-1-0		0-0-0							
3-1-0		0-0-0		2-1-0		NEUTRAL		1-0-0		0-0-0		0-0-0							
RPI	S	Opponent		Score		RPI	S	Opponent		Score		RPI	S	Opponent		Score			
22	A	Dallas Baptist		1	5	35	A	Ohio St.		0	6	56	H	Illinois		4	3		
22	A	Dallas Baptist		1	4	35	A	Ohio St.		12	0	56	H	Illinois		4	10		
22	A	Dallas Baptist		3	7	35	A	Ohio St.		0	3	56	H	Illinois		4	3		
						35	N	Ohio St.		7	8	60	H	Maryland		8	1		
						35	N	Ohio St.		5	4	60	H	Maryland		4	1		
						38	H	Michigan		9	12	60	H	Maryland		1	4		
						38	H	Michigan		4	8	60	N	Maryland		11	0		
						38	H	Michigan		8	3	70	N	Indiana St.		3	11		
						50	A	Minnesota		6	3	77	H	Michigan St.		5	1		
						50	A	Minnesota		1	4	77	H	Michigan St.		3	1		
						50	A	Minnesota		3	6	77	H	Michigan St.		1	5		
						50	N	Minnesota		8	2	87	A	Missouri St.		1	4		
												87	A	Missouri St.		4	5		
												87	A	Missouri St.		6	8		
												99	A	Indiana		2	8		
												99	A	Indiana		6	5		
												99	A	Indiana		1	7		

Non-Div. I Games:

Grand View

3 0

Point U.

7 1

Northwestern (IA)

28 0

Iowa

122 A Penn St.	4	5
122 A Penn St.	3	2

I
o
w
a

I
o
w
a

Average RPI Win:		117	WON-LOST		WINNING		LAST 15		STRENGTH OF		OPP. STRENGTH		TEAM	ADJ		CONF.	ADJ CONF.
Average RPI Loss:		78	RECORD		PCT. RANK		GAMES		SCHEDULE		OF SCHEDULE		RPI	RPI		RPI	RPI
DIV. I ONLY			31-23-0		.57407 88		10-5-0		102		21		73	.53562 73		4	4
DIV. I NON-CONF.			15-7-0		.68182 48		3-0-0		219		7		85	.53409 85		3	3
TOTALS		RPI 1-25		RPI 26-50		W-L RECORDS		RPI 51-100		RPI 101-150		RPI 150+					
31-23-0		2-4-0		3-6-0		OVERALL		11-7-0		5-3-0		10-3-0					
20-9-0		1-2-0		2-4-0		HOME		8-2-0		1-0-0		8-1-0					
11-14-0		1-2-0		1-2-0		AWAY		3-5-0		4-3-0		2-2-0					
0-0-0		0-0-0		0-0-0		NEUTRAL		0-0-0		0-0-0		0-0-0					
15-7-0		1-2-0		2-1-0		NON-CONFERENCE		1-0-0		3-2-0		8-2-0					
11-3-0		1-2-0		2-1-0		HOME		1-0-0		1-0-0		6-0-0					
4-4-0		0-0-0		0-0-		AWAY		0-0-0		2-2-0		2-2-0					
0-0-0		0-0-0		0-0-0		NEUTRAL		0-0-0		0-0-0		0-0-0					
16-16-0		1-2-0		1-5-0		CONFERENCE		10-7-0		2-1-0		2-1-0					
9-6-0		0-0-0		0-3-0		HOME		7-2-0		0-0-0		2-1-0					
7-10-0		1-2-0		1-2-0		AWAY		3-5-0		2-1-0		0-0-0					
0-0-0		0-0-0		0-0-0		NEUTRAL		0-0-0		0-0-0		0-0-0					
RPI	S	Opponent		Score		RPI	S	Opponent		Score		RPI	S	Opponent		Score	
9	H	Vanderbilt		4	1	42	H	Cal St. Fullerton		2	0	55	A	Washington		8	2
9	H	Vanderbilt		1	4	42	H	Cal St. Fullerton		2	1	55	A	Washington		5	6
9	H	Vanderbilt		2	5	42	H	Cal St. Fullerton		3	4	55	A	Washington		4	1
21	A	Arizona		1	4	43	H	Arizona St.		2	3	57	H	St. Mary's (CA)		1	0
21	A	Arizona		1	4	43	H	Arizona St.		6	9	68	A	California		3	4
21	A	Arizona		6	5	43	H	Arizona St.		7	8	68	A	California		0	9
						44	A	Oregon St.		2	3	68	H	California		11	1
						44	A	Oregon St.		6	0	68	H	California		7	6
						44	A	Oregon St.		4	11	68	H	California		6	1
												79	H	Southern California		5	0
												79	H	Southern California		2	5
												79	H	Southern California		2	4
												85	H	Oregon		10	3
												85	H	Oregon		10	4
												85	H	Oregon		6	2
												93	A	Utah		2	0
												93	A	Utah		5	2
												93	A	Utah		14	9
														UC Davis		3	1
														UC Davis		9	10
														San Jose St.		10	0
														San Jose St.			
LAST 15 GAMES																	
						85	H	Oregon		3	1	93	A	Utah		3	8
						85	H	Oregon		4	2	93	A	Utah		4	2
						85	H	Oregon		2	1	93	A	Utah		7	9
						55	A	Washington		0	4						
						55	A	Washington		8	7						

Non-Div. I Games:

Stanford

55	A	Washington	3	4
225	H	UC Davis	3	1

S
t
a
n
f
o
r
d

S
t
a
n
f
o
r
d

Average RPI Win: 206		WON-LOST RECORD		WINNING PCT. RANK		LAST 15 GAMES		STRENGTH OF SCHEDULE		OPP. STRENGTH OF SCHEDULE		TEAM RPI		ADJ RPI		CONF. RPI		ADJ CONF. RPI					
Average RPI Loss: 127																							
DIV. I ONLY		38-19-0		.66667 34		10-5-0		175		208		74		.53496 74		24		24					
DIV. I NON-CONF.		21-10-0		.67742 51		3-1-0		118		165		48		.55523 48		25		25					
TOTALS		RPI 1-25		RPI 26-50		W-L RECORDS		RPI 51-100		RPI 101-150		RPI 150+											
38-19-0		2-2-0		0-1-0		OVERALL		3-4-0		1-3-0		32-9-0											
19-6-0		1-0-0		0-0-0		HOME		0-2-0		0-0-0		18-4-0											
16-10-0		1-2-0		0-1-0		AWAY		3-2-0		1-2-0		11-3-0											
3-3-0		0-0-0		0-0-0		NEUTRAL		0-0-0		0-1-0		3-2-0											
21-10-0		2-2-0		0-1-0		NON-CONFERENCE		3-4-0		0-0-0		16-3-0											
10-3-0		1-0-0		0-0-0		HOME		0-2-0		0-0-0		9-1-0											
10-6-0		1-2-0		0-0-		AWAY		3-2-0		0-0-0		6-1-0											
1-1-0		0-0-0		0-0-0		NEUTRAL		0-0-0		0-0-0		1-1-0											
17-9-0		0-0-0		0-0-0		CONFERENCE		0-0-0		1-3-0		16-6-0											
9-3-0		0-0-0		0-0-0		HOME		0-0-0		0-0-0		9-3-0											
6-4-0		0-0-0		0-0-0		AWAY		0-0-0		1-2-0		5-2-0											
2-2-0		0-0-0		0-0-0		NEUTRAL		0-0-0		0-1-0		2-1-0											
RPI	S	Opponent		Score		RPI	S	Opponent		Score		RPI	S	Opponent		Score		RPI	S	Opponent		Score	
17	A	Virginia		11	5	33	A	UNCW		4	11	60	A	Maryland		1	8	113	A	Rhode Island		7	3
17	H	Virginia		7	5							60	H	Maryland		1	7	113	A	Rhode Island		3	7
19	A	North Carolina		0	11							65	A	Col. of Charleston		4	3	113	A	Rhode Island		1	5
20	A	Georgia Tech		1	9							65	A	Col. of Charleston		2	1	139	N	Saint Joseph's		1	13
												65	A	Col. of Charleston		4	7	157	A	Longwood		9	10
												80	H	Old Dominion		1	3	157	H	Longwood		5	2
												100	A	William & Mary		12	5	162	A	Kennesaw St.		15	11
																		167	A	Davidson		5	11
																		167	N	Davidson		3	7
																		180	H	Monmouth		4	12
																		195	H	Richmond		4	6
																		195	H	Richmond		2	1
																		195	H	Richmond		4	5
																		208	A	Presbyterian		10	7
																		208	A	Presbyterian		13	2
																		208	A	Presbyterian		3	2
																		209	A	George Washington		8	7
																		209	A	George Washington		3	4
																		209	A	George Washington		3	0
																		209	N	George Washington		12	4
																		209	N	George Washington		5	1
																		214	N	Eastern Ky.		2	12
																		223	H	St. Bonaventure		4	1
																		223	H	St. Bonaventure		3	2
																		223	H	St. Bonaventure		6	5
																		228	N	South Dakota St.		14	8
																		229	A	Georgia St.		8	6
LAST 15 GAMES																							
																		139	N	Saint Joseph's		1	13
																		167	N	Davidson		3	7
																		209	N	George Washington		12	4
																		209	N	George Washington		5	1
																		167	A	Davidson		5	11

Non-Div. I Games:

VCU

208	A	Presbyterian	10	7
208	A	Presbyterian	13	2

RPI	S	Opponent	Score	
234	H	Dayton	3	8
234	H	Dayton	9	2
234	H	Dayton	5	3
241	H	Saint Louis	5	1
241	H	Saint Louis	1	0
241	H	Saint Louis	7	6
252	H	Marist	3	0
252	H	Marist	7	6
252	H	Marist	3	0
257	A	VMI	11	7
257	H	VMI	8	5
258	H	Wagner	3	2
258	H	Wagner	9	5
258	H	Wagner	4	3
270	H	Norfolk St.	4	2
277	A	La Salle	9	1
277	A	La Salle	4	1
277	A	La Salle	2	1

Average RPI Win:	151	WON-LOST RECORD	WINNING PCT. RANK	LAST 15 GAMES	STRENGTH OF SCHEDULE	OPP. STRENGTH OF SCHEDULE	TEAM RPI	ADJ RPI	CONF. RPI	ADJ CONF. RPI				
DIV. I ONLY		35-19-0	.64815	43	6-9-0	131	118	75	.53489	75	12	12		
DIV. I NON-CONF.		10-7-0	.58824	92	0-1-0	99	189	129	.50595	129	10	10		
<hr/>														
TOTALS	RPI 1-25	RPI 26-50		W-L RECORDS		RPI 51-100		RPI 101-150		RPI 150+				
35-19-0	2-1-0	2-7-0		OVERALL		7-3-0		7-3-0		17-5-0				
19-12-0	2-0-0	1-5-0		HOME		7-3-0		3-0-0		6-4-0				
16-5-0	0-1-0	1-2-0		AWAY		0-0-0		4-1-0		11-1-0				
0-2-0	0-0-0	0-0-0		NEUTRAL		0-0-0		0-2-0		0-0-0				
10-7-0	2-1-0	0-0-0		NON-CONFERENCE		3-1-0		1-1-0		4-4-0				
9-5-0	2-0-0	0-0-0		HOME		3-1-0		0-0-0		4-4-0				
1-2-0	0-1-0	0-0-		AWAY		0-0-0		1-1-0		0-0-0				
0-0-0	0-0-0	0-0-0		NEUTRAL		0-0-0		0-0-0		0-0-0				
25-12-0	0-0-0	2-7-0		CONFERENCE		4-2-0		6-2-0		13-1-0				
10-7-0	0-0-0	1-5-0		HOME		4-2-0		3-0-0		2-0-0				
15-3-0	0-0-0	1-2-0		AWAY		0-0-0		3-0-0		11-1-0				
0-2-0	0-0-0	0-0-0		NEUTRAL		0-0-0		0-2-0		0-0-0				
RPI	S	Opponent	Score		RPI	S	Opponent	Score		RPI	S	Opponent	Score	
7	H	LSU	12	11	34	H	Sam Houston St.	4	9	54	H	Southeast Mo. St.	2	1
21	H	Arizona	13	5	34	H	Sam Houston St.	9	8	54	H	Southeast Mo. St.	2	1
24	A	Rice	2	7	34	H	Sam Houston St.	4	7	54	H	Southeast Mo. St.	5	2
					40	H	Southeastern La.	6	14	59	H	Houston	3	4
					40	H	Southeastern La.	2	5	84	H	New Orleans	10	7
					40	H	Southeastern La.	1	2	84	H	New Orleans	7	5
					46	A	Northwestern St.	6	5	84	H	New Orleans	5	1
					46	A	Northwestern St.	0	2	98	H	McNeese St.	4	5
					46	A	Northwestern St.	1	5	98	H	McNeese St.	5	1
										98	H	McNeese St.	0	1
										104	A	SFA	12	0
										104	A	SFA	10	9
										104	A	SFA	13	6
										104	N	SFA	2	5
										110	H	Central Ark.	7	6
										110	H	Central Ark.	19	5
										110	H	Central Ark.	9	2
										110	N	Central Ark.	0	3
										115	A	Baylor	3	6
										133	A	Texas	4	2
										181	H	Nicholls St.	7	2
										181	H	Nicholls St.	14	10
										192	A	Houston Baptist	3	1
										192	A	Houston Baptist	8	6
										192	A	Houston Baptist	8	0
										197	H	North Dakota St.	0	3
										197	H	North Dakota St.	6	7
										197	H	North Dakota St.	7	6
										197	H	North Dakota St.	5	7
										218	A	Abilene Christian	7	5
										218	A	Abilene Christian	8	5
										218	A	Abilene Christian	16	6
										230	A	A&M-Corpus Christi	1	0
										230	A	A&M-Corpus Christi	5	1
										230	A	A&M-Corpus Christi	15	12
										275	A	Incarnate Word	3	1
										275	A	Incarnate Word	20	6
<hr/>														
LAST 15 GAMES														
104 N SFA					2	5	34 H Sam Houston St.					9	8	
110 N Central Ark.					0	3	40 H Southeastern La.					1	2	
104 A SFA					12	0	40 H Southeastern La.					2	5	
104 A SFA					10	9								
104 A SFA					13	6								

Non-Div. I Games:

Lamar

34	H	Sam Houston St.	4	7
34	H	Sam Houston St.	4	9

RPI	S	Opponent	Score	
275	A	Incarnate Word	2	3
281	H	UTRGV	4	1
281	H	UTRGV	4	1
281	H	UTRGV	3	7
298	H	Prairie View	13	3

L
a
m
a
r

L
a
m
a
r

Lamar

94 H Mercer	1	0
103 A Western Caro.	8	5

RPI	S	Opponent	Score	
207	H	Elon	7	3
247	H	ETSU	9	7
247	H	ETSU	13	6
247	H	ETSU	6	5
252	H	Marist	8	6
252	H	Marist	16	3
252	H	Marist	16	4
254	H	Army West Point	4	6
254	H	Army West Point	10	6
254	H	Army West Point	16	2
257	H	VMI	11	6
257	H	VMI	6	1
257	H	VMI	10	4
260	A	The Citadel	7	4
260	A	The Citadel	5	7
260	A	The Citadel	14	1
285	A	UNC Asheville	7	12
287	H	N.C. A&T	6	2
287	N	N.C. A&T	8	9
294	H	UMES	8	2

UNCG

U
N
C
G

U
N
C
G

[illegible]

Non-Div. I Games:

Michigan St.

Michigan St.

60 H Maryland	4	3
60 H Maryland	3	6

Through Games Of May 29, 2016

RPI	S	Opponent	Score	
230	A	A&M-Corpus Christi	9	3
273	A	Purdue	2	5
273	A	Purdue	11	0
273	A	Purdue	5	3
276	N	Butler	9	2

Michigan St.

M
i
c
h
i
g
a
n
s
t
.

M
i
c
h
i
g
a
n
s
t
.

Average RPI Win:		176	WON-LOST RECORD		WINNING PCT. RANK		LAST 15 GAMES		STRENGTH OF SCHEDULE		OPP. STRENGTH OF SCHEDULE		TEAM RPI		ADJ RPI		CONF. RPI		ADJ CONF. RPI				
DIV. I ONLY			30-28-0		.51724 135		13-2-0		77		149		78		.53193 78		16		16				
DIV. I NON-CONF.			13-24-0		.35135 229		0-1-0		79		104		157		.49322 157		16		16				
TOTALS		RPI 1-25		RPI 26-50		W-L RECORDS		RPI 51-100		RPI 101-150		RPI 150+											
30-28-0		0-4-0		4-8-0		OVERALL		0-5-0		9-5-0		17-6-0											
13-6-0		0-0-0		2-2-0		HOME		0-1-0		4-3-0		7-0-0											
13-22-0		0-4-0		0-5-0		AWAY		0-4-0		3-2-0		10-6-0											
4-0-0		0-0-0		2-0-0		NEUTRAL		0-0-0		2-0-0		0-0-0											
13-24-0		0-4-0		0-7-0		NON-CONFERENCE		0-5-0		3-4-0		10-4-0											
6-4-0		0-0-0		0-1-0		HOME		0-1-0		2-2-0		4-0-0											
6-20-0		0-4-0		0-0-		AWAY		0-4-0		0-2-0		6-4-0											
1-0-0		0-0-0		0-0-0		NEUTRAL		0-0-0		1-0-0		0-0-0											
17-4-0		0-0-0		4-1-0		CONFERENCE		0-0-0		6-1-0		7-2-0											
7-2-0		0-0-0		2-1-0		HOME		0-0-0		2-1-0		3-0-0											
7-2-0		0-0-0		0-0-0		AWAY		0-0-0		3-0-0		4-2-0											
3-0-0		0-0-0		2-0-0		NEUTRAL		0-0-0		1-0-0		0-0-0											
RPI	S	Opponent		Score		RPI	S	Opponent		Score		RPI	S	Opponent		Score							
2	A	Louisville		1	11	35	A	Ohio St.		6	11	67	A	Kentucky		2	6	117	H	Morehead St.		7	1
9	A	Vanderbilt		2	5	41	A	Wright St.		1	4	94	A	Mercer		3	5	117	H	Morehead St.		1	3
9	A	Vanderbilt		0	7	41	H	Wright St.		3	8	94	A	Mercer		1	3	117	H	Morehead St.		2	3
9	A	Vanderbilt		3	14	43	A	Arizona St.		1	5	94	A	Mercer		14	18	119	A	Cincinnati		0	4
						43	A	Arizona St.		2	8	99	H	Indiana		0	8	119	A	Cincinnati		2	9
						43	A	Arizona St.		1	2							119	H	Cincinnati		6	3
						43	A	Arizona St.		2	5							119	N	Cincinnati		8	5
						45	H	Creighton		2	4							135	H	St. John's (NY)		11	8
						45	H	Creighton		6	4							135	H	St. John's (NY)		1	0
						45	H	Creighton		6	5							135	H	St. John's (NY)		2	4
						45	N	Creighton		5	3							135	N	St. John's (NY)		9	8
						45	N	Creighton		8	7							147	A	Seton Hall		10	6
																		147	A	Seton Hall		5	3
																		147	A	Seton Hall		10	6
																		164	A	Miami (OH)		2	7
																		164	A	Miami (OH)		2	3
																		164	H	Miami (OH)		12	4
																		173	A	Ball St.		4	5
																		174	A	Georgetown		1	9
																		174	A	Georgetown		3	4
																		174	A	Georgetown		8	5
								LAST 15 GAMES										220	A	Illinois St.		11	5
						45	N	Creighton		8	7	45	H	Creighton		6	4	220	A	Illinois St.		5	6
						45	N	Creighton		5	3	45	H	Creighton		6	5	220	A	Illinois St.		12	1
						135	N	St. John's (NY)		9	8	45	H	Creighton		2	4	221	H	Central Mich.		8	5
						243	H	Villanova		9	0							221	H	Central Mich.		5	0
						243	H	Villanova		15	10							221	H	Central Mich.		7	4

Non-Div. I Games:

Xavier

243	H	Villanova	1	0
164	A	Miami (OH)	2	7

RPI	S	Opponent	Score	
222	A	USC Upstate	8	7
222	A	USC Upstate	6	1
222	A	USC Upstate	3	2
243	H	Villanova	1	0
243	H	Villanova	15	10
243	H	Villanova	9	0
244	A	Northern Ky.	8	1
276	A	Butler	4	1
276	A	Butler	6	2
276	A	Butler	4	1

Xavier

X
a
v
i
e
r

X
a
v
i
e
r

Average RPI Win:		76	WON-LOST RECORD		WINNING PCT. RANK	LAST 15 GAMES		STRENGTH OF SCHEDULE		OPP. STRENGTH OF SCHEDULE	TEAM RPI	ADJ RPI		CONF. RPI	ADJ CONF. RPI		
DIV. I ONLY			28-28-0		.5	148	9-6-0		28		38	79	.53182	79	4	4	
DIV. I NON-CONF.			13-12-0		.52	135	2-0-0		26		27	82	.5345	82	3	3	
TOTALS		RPI 1-25		RPI 26-50		W-L RECORDS		RPI 51-100		RPI 101-150		RPI 150+					
28-28-0		6-7-0		5-3-0		OVERALL		10-11-0		4-4-0		3-3-0					
16-14-0		5-3-0		2-2-0		HOME		8-5-0		0-2-0		1-2-0					
12-13-0		1-4-0		3-1-0		AWAY		2-6-0		4-1-0		2-1-0					
0-1-0		0-0-0		0-0-0		NEUTRAL		0-0-0		0-1-0		0-0-0					
13-12-0		4-6-0		2-0-0		NON-CONFERENCE		4-2-0		2-2-0		1-2-0					
8-7-0		3-2-0		1-0-0		HOME		3-1-0		0-2-0		1-2-0					
5-5-0		1-4-0		1-0-		AWAY		1-1-0		2-0-0		0-0-0					
0-0-0		0-0-0		0-0-0		NEUTRAL		0-0-0		0-0-0		0-0-0					
15-16-0		2-1-0		3-3-0		CONFERENCE		6-9-0		2-2-0		2-1-0					
8-7-0		2-1-0		1-2-0		HOME		5-4-0		0-0-0		0-0-0					
7-8-0		0-0-0		2-1-0		AWAY		1-5-0		2-1-0		2-1-0					
0-1-0		0-0-0		0-0-0		NEUTRAL		0-0-0		0-1-0		0-0-0					
RPI	S	Opponent		Score		RPI	S	Opponent		Score		RPI	S	Opponent		Score	
11	H	Mississippi St.		7	8	42	A	Cal St. Fullerton		2	1	51	H	UConn		4	5
16	A	TCU		16	6	42	H	Cal St. Fullerton		3	2	52	A	Long Beach St.		7	4
16	A	TCU		11	12	43	A	Arizona St.		6	2	52	H	Long Beach St.		8	3
16	A	TCU		3	8	43	A	Arizona St.		2	3	55	H	Washington		4	3
21	H	Arizona		5	8	43	A	Arizona St.		31	9	55	H	Washington		3	7
21	H	Arizona		8	5	44	H	Oregon St.		10	1	55	H	Washington		0	6
21	H	Arizona		5	2	44	H	Oregon St.		1	3	68	H	California		5	4
23	A	UC Santa Barbara		1	10	44	H	Oregon St.		1	4	68	H	California		4	5
23	A	UC Santa Barbara		2	5							68	H	California		18	5
23	H	UC Santa Barbara		9	5							69	H	Oklahoma		5	4
25	H	Wake Forest		9	4							73	A	Stanford		1	0
25	H	Wake Forest		2	1							73	A	Stanford		8	11
25	H	Wake Forest		4	5							73	A	Stanford		1	8
												85	A	Oregon		8	12
												85	A	Oregon		5	8
												85	A	Oregon		3	4
												90	A	Pepperdine		2	3
												90	H	Pepperdine		6	5
												93	H	Utah		5	2
												93	H	Utah		8	14
LAST 15 GAMES																	
43 A Arizona St.						31 9											
43 A Arizona St.						6 2											
43 A Arizona St.						2 3											
42 A Cal St. Fullerton						2 1											
44 H Oregon St.						1 4											

Non-Div. I Games:

Southern California

RPI	S	Opponent	Score
44	H	Oregon St.	10 1
44	H	Oregon St.	1 3
93	H	Utah	6 1
120	A	UC Irvine	8 3
102	A	UCLA	9 0
102	A	UCLA	3 4

[illegible]

Non-Div. I Games:

Old Dominion

165 H Middle Tenn.	6	2
165 H Middle Tenn.	5	10

RPI	S	Opponent	Score	
257	H	VMI	6	5
257	H	VMI	8	2
270	H	Norfolk St.	5	3

Average RPI Win:		141	WON-LOST RECORD		WINNING PCT. RANK		LAST 15 GAMES		STRENGTH OF SCHEDULE		OPP. STRENGTH OF SCHEDULE		TEAM RPI		ADJ RPI		CONF. RPI		ADJ CONF. RPI		
DIV. I ONLY			36-24-0		.6	75	9-6-0		127		41		81		.53105		81	10		10	
DIV. I NON-CONF.			17-9-0		.65385	62	2-3-0		170		4		84		.53435		84	9		9	
TOTALS		RPI 1-25		RPI 26-50		W-L RECORDS		RPI 51-100		RPI 101-150		RPI 150+									
36-24-0		2-7-0		4-3-0		OVERALL		9-4-0		6-4-0		15-6-0									
17-15-0		2-5-0		0-0-0		HOME		4-2-0		1-2-0		10-6-0									
16-8-0		0-1-0		3-3-0		AWAY		4-2-0		4-2-0		5-0-0									
3-1-0		0-1-0		1-0-0		NEUTRAL		1-0-0		1-0-0		0-0-0									
17-9-0		1-4-0		1-2-0		NON-CONFERENCE		5-1-0		0-0-0		10-2-0									
12-5-0		1-3-0		0-0-0		HOME		3-0-0		0-0-0		8-2-0									
5-4-0		0-1-0		1-0-		AWAY		2-1-0		0-0-0		2-0-0									
0-0-0		0-0-0		0-0-0		NEUTRAL		0-0-0		0-0-0		0-0-0									
19-15-0		1-3-0		3-1-0		CONFERENCE		4-3-0		6-4-0		5-4-0									
5-10-0		1-2-0		0-0-0		HOME		1-2-0		1-2-0		2-4-0									
11-4-0		0-0-0		2-1-0		AWAY		2-1-0		4-2-0		3-0-0									
3-1-0		0-1-0		1-0-0		NEUTRAL		1-0-0		1-0-0		0-0-0									
RPI	S	Opponent		Score		RPI	S	Opponent		Score		RPI	S	Opponent		Score					
6	H	Clemson		1	12	37	A	Georgia		1	4	64	A	North Florida		4	13				
6	H	Clemson		7	6	37	A	Georgia		5	3	64	H	North Florida		2	0				
6	H	Clemson		4	17	37	A	Georgia		1	5	65	A	Col. of Charleston		13	10				
15	H	UL Lafayette		3	2	49	A	South Ala.		4	3	65	H	Col. of Charleston		10	6				
15	H	UL Lafayette		2	6	49	A	South Ala.		11	9	91	H	Troy		1	2				
15	H	UL Lafayette		9	13	49	A	South Ala.		0	10	91	H	Troy		7	0				
15	N	UL Lafayette		0	5	49	N	South Ala.		4	0	91	H	Troy		4	8				
20	A	Georgia Tech		1	6							94	A	Mercer		11	10				
20	H	Georgia Tech		5	6							94	H	Mercer		8	5				
												97	A	UT Arlington		6	0				
												97	A	UT Arlington		0	4				
												97	A	UT Arlington		10	6				
												97	N	UT Arlington		6	0				

Non-Div. I Games:

Ga. Southern

229	H	Georgia St.	6	0
229	H	Georgia St.	4	5

RPI	S	Opponent	Score	
239	A	Appalachian St.	8	6
260	A	The Citadel	7	5
260	H	The Citadel	10	2
288	H	Savannah St.	16	1

[illegible]

Non-Div. I Games:

Tennessee

7	H	LSU	7	10
7	H	LSU	3	11

RPI	S	Opponent	Score	
285	H	UNC Asheville	11	0

Tennessee

T
e
n
n
e
s
s
e
e

T
e
n
n
e
s
s
e
e

Average RPI Win:		153	WON-LOST RECORD		WINNING PCT. RANK		LAST 15 GAMES		STRENGTH OF SCHEDULE		OPP. STRENGTH OF SCHEDULE		TEAM RPI		ADJ RPI		CONF. RPI		ADJ CONF. RPI	
DIV. I ONLY			25-26-0		.4902 163		4-11-0		41		48		83		.5307 83		1		1	
DIV. I NON-CONF.			15-8-0		.65217 65		2-3-0		208		277		104		.5222 104		1		1	
TOTALS		RPI 1-25		RPI 26-50		W-L RECORDS		RPI 51-100		RPI 101-150		RPI 150+								
25-26-0		4-13-0		2-4-0		OVERALL		5-5-0		0-2-0		14-2-0								
10-12-0		2-6-0		2-3-0		HOME		1-1-0		0-1-0		5-1-0								
12-13-0		2-7-0		0-0-0		AWAY		4-4-0		0-1-0		6-1-0								
3-1-0		0-0-0		0-1-0		NEUTRAL		0-0-0		0-0-0		3-0-0								
15-8-0		0-0-0		0-1-0		NON-CONFERENCE		3-4-0		0-2-0		12-1-0								
6-3-0		0-0-0		0-0-0		HOME		1-1-0		0-1-0		5-1-0								
6-4-0		0-0-0		0-0-		AWAY		2-3-0		0-1-0		4-0-0								
3-1-0		0-0-0		0-1-0		NEUTRAL		0-0-0		0-0-0		3-0-0								
10-18-0		4-13-0		2-3-0		CONFERENCE		2-1-0		0-0-0		2-1-0								
4-9-0		2-6-0		2-3-0		HOME		0-0-0		0-0-0		0-0-0								
6-9-0		2-7-0		0-0-0		AWAY		2-1-0		0-0-0		2-1-0								
0-0-0		0-0-0		0-0-0		NEUTRAL		0-0-0		0-0-0		0-0-0								
RPI	S	Opponent		Score		RPI	S	Opponent		Score		RPI	S	Opponent		Score				
3	A	Miami (FL)		3	4	26	H	Duke		1	2	62	A	West Virginia		4	1			
3	A	Miami (FL)		6	7	26	H	Duke		5	7	62	H	West Virginia		4	10			
3	A	Miami (FL)		4	8	35	N	Ohio St.		8	11	71	A	Kent St.		9	4			
6	A	Clemson		3	4	39	H	Boston College		5	4	71	H	Kent St.		13	5			
6	A	Clemson		15	5	39	H	Boston College		4	6	84	A	New Orleans		6	13			
6	A	Clemson		6	14	39	H	Boston College		5	0	84	A	New Orleans		5	12			
13	H	Florida St.		2	10							84	A	New Orleans		5	8			
13	H	Florida St.		5	2							96	A	Notre Dame		4	2			
13	H	Florida St.		4	17							96	A	Notre Dame		8	5			
17	H	Virginia		1	5							96	A	Notre Dame		0	5			
17	H	Virginia		1	9									259 A Youngstown St.		17	5			
17	H	Virginia		6	7									259 H Youngstown St.		5	3			
19	A	North Carolina		2	14									266 N Niagara		19	10			
19	A	North Carolina		0	4									266 N Niagara		5	4			
19	A	North Carolina		5	0									283 A Grambling		18	5			
20	H	Georgia Tech		13	6									283 A Grambling		14	6			
20	H	Georgia Tech		3	6									283 A Grambling		16	6			
														294 H UMES		9	1			
														294 H UMES		6	9			
LAST 15 GAMES																				
26	H	Duke		5	7	259	H	Youngstown St.		5	3									
26	H	Duke		1	2	96	A	Notre Dame		0	5									
62	H	West Virginia		4	10	96	A	Notre Dame		8	5									
3	A	Miami (FL)		4	8															
3	A	Miami (FL)		3	4															

Non-Div. I Games:

Pittsburgh

3	A	Miami (FL)	6	7
122	H	Penn St.	6	11

P
i
t
t
s
b
u
r
g
h

P
i
t
t
s
b
u
r
g
h

181	H	Nicholls St.	4	5
15	H	UL Lafayette	3	17

N
e
w
O
r
l
e
a
n
s

N
e
w
O
r
l
e
a
n
s

Average RPI Win:	115	WON-LOST RECORD	WINNING PCT. RANK	LAST 15 GAMES	STRENGTH OF SCHEDULE	OPP. STRENGTH OF SCHEDULE	TEAM RPI	ADJ RPI	CONF. RPI	ADJ CONF. RPI				
DIV. I ONLY		29-26-0	.52727	122	7-8-0	68	34	85	.53028	85	4	4		
DIV. I NON-CONF.		14-9-0	.6087	81	2-2-0	127	19	81	.53491	81	3	3		
<hr/>														
TOTALS	RPI 1-25	RPI 26-50		W-L RECORDS		RPI 51-100		RPI 101-150		RPI 150+				
29-26-0	4-5-0	4-6-0		OVERALL		8-10-0		2-3-0		11-2-0				
19-10-0	4-2-0	1-3-0		HOME		7-3-0		0-0-0		7-2-0				
8-16-0	0-3-0	3-3-0		AWAY		1-7-0		1-3-0		3-0-0				
2-0-0	0-0-0	0-0-0		NEUTRAL		0-0-0		1-0-0		1-0-0				
14-9-0	2-4-0	0-2-0		NON-CONFERENCE		1-2-0		2-0-0		9-1-0				
8-4-0	2-1-0	0-2-0		HOME		1-0-0		0-0-0		5-1-0				
4-5-0	0-3-0	0-0-		AWAY		0-2-0		1-0-0		3-0-0				
2-0-0	0-0-0	0-0-0		NEUTRAL		0-0-0		1-0-0		1-0-0				
15-17-0	2-1-0	4-4-0		CONFERENCE		7-8-0		0-3-0		2-1-0				
11-6-0	2-1-0	1-1-0		HOME		6-3-0		0-0-0		2-1-0				
4-11-0	0-0-0	3-3-0		AWAY		1-5-0		0-3-0		0-0-0				
0-0-0	0-0-0	0-0-0		NEUTRAL		0-0-0		0-0-0		0-0-0				
RPI	S	Opponent	Score		RPI	S	Opponent	Score		RPI	S	Opponent	Score	
11	A	Mississippi St.	3	9	30	H	Gonzaga	7	9	55	A	Washington	6	9
11	A	Mississippi St.	2	5	30	H	Gonzaga	4	5	55	A	Washington	2	0
11	A	Mississippi St.	4	10	43	A	Arizona St.	8	9	55	A	Washington	4	7
21	H	Arizona	3	0	43	A	Arizona St.	4	5	57	H	St. Mary's (CA)	2	1
21	H	Arizona	4	5	43	A	Arizona St.	12	2	68	H	California	11	5
21	H	Arizona	4	2	44	A	Oregon St.	7	4	68	H	California	4	3
23	H	UC Santa Barbara	3	1	44	A	Oregon St.	3	6	68	H	California	2	12
23	H	UC Santa Barbara	0	1	44	A	Oregon St.	6	3	73	A	Stanford	2	4
23	H	UC Santa Barbara	13	1	44	H	Oregon St.	7	6	73	A	Stanford	1	3
					44	H	Oregon St.	10	11	73	A	Stanford	1	2
										77	A	Michigan St.	2	3
										79	H	Southern California	4	3
										79	H	Southern California	12	8
										79	H	Southern California	8	5
										93	H	Utah	9	5
										93	H	Utah	1	4
										93	H	Utah	0	2
										96	A	Notre Dame	3	6
LAST 15 GAMES														
73	A	Stanford	1	3	231	H	Portland	15	4					
73	A	Stanford	2	4	44	A	Oregon St.	6	3					
73	A	Stanford	1	2	44	A	Oregon St.	3	6					
57	H	St. Mary's (CA)	2	1										
21	H	Arizona	4	5										

Non-Div. I Games:

Oregon

21	H	Arizona	4	2
21	H	Arizona	3	0

O
r
e
g
o
n

O
r
e
g
o
n

Average RPI Win:		159	WON-LOST RECORD		WINNING PCT. RANK		LAST 15 GAMES		STRENGTH OF SCHEDULE		OPP. STRENGTH OF SCHEDULE		TEAM RPI		ADJ RPI		CONF. RPI		ADJ CONF. RPI					
DIV. I ONLY			33-22-0		.6		75		7-8-0		132		116		86		.52997		86		15		15	
DIV. I NON-CONF.			19-12-0		.6129		79		1-1-0		129		64		75		.53781		74		17		17	
TOTALS		RPI 1-25		RPI 26-50		W-L RECORDS		RPI 51-100		RPI 101-150		RPI 150+												
33-22-0		2-2-0		2-4-0		OVERALL		3-3-0		9-4-0		17-9-0												
21-7-0		1-0-0		0-0-0		HOME		3-2-0		4-0-0		13-5-0												
12-13-0		1-2-0		2-4-0		AWAY		0-1-0		5-3-0		4-3-0												
0-2-0		0-0-0		0-0-0		NEUTRAL		0-0-0		0-1-0		0-1-0												
19-12-0		2-2-0		2-4-0		NON-CONFERENCE		1-1-0		4-2-0		10-3-0												
12-4-0		1-0-0		0-0-0		HOME		1-1-0		1-0-0		9-3-0												
7-8-0		1-2-0		2-0-		AWAY		0-0-0		3-2-0		1-0-0												
0-0-0		0-0-0		0-0-0		NEUTRAL		0-0-0		0-0-0		0-0-0												
14-10-0		0-0-0		0-0-0		CONFERENCE		2-2-0		5-2-0		7-6-0												
9-3-0		0-0-0		0-0-0		HOME		2-1-0		3-0-0		4-2-0												
5-5-0		0-0-0		0-0-0		AWAY		0-1-0		2-1-0		3-3-0												
0-2-0		0-0-0		0-0-0		NEUTRAL		0-0-0		0-1-0		0-1-0												
RPI	S	Opponent		Score		RPI	S	Opponent		Score		RPI	S	Opponent		Score								
1	A	Florida		2	7	36	A	East Carolina		3	6	64	A	North Florida		6	10							
1	A	Florida		1	3	36	A	East Carolina		8	6	64	H	North Florida		6	2							
13	A	Florida St.		7	3	36	A	East Carolina		0	13	64	H	North Florida		8	0							
13	H	Florida St.		6	2	45	A	Creighton		4	3	64	H	North Florida		4	7							
						45	A	Creighton		0	4	95	H	FIU		2	3							
						45	A	Creighton		1	2	95	H	FIU		10	5							

Non-Div. I Games:

Jacksonville

263	H	NJIT	5	3
263	H	NJIT	11	10

RPI	S	Opponent	Score	
203	H	Toledo	2	1
203	H	Toledo	5	1
222	A	USC Upstate	3	4
222	A	USC Upstate	12	3
222	A	USC Upstate	2	3
238	H	Charleston So.	4	1
263	H	NJIT	5	3
263	H	NJIT	4	2
263	H	NJIT	11	10
289	H	Mt. St. Mary's	14	3
289	H	Mt. St. Mary's	13	2
289	H	Mt. St. Mary's	15	7

Jacksonville

J
a
c
k
s
o
n
v
i
l
l
e

J
a
c
k
s
o
n
v
i
l
l
e

Average RPI Win: 161		WON-LOST	WINNING	LAST 15	STRENGTH OF		OPP. STRENGTH	TEAM	ADJ		CONF.	ADJ CONF.
Average RPI Loss: 96		RECORD	PCT. RANK	GAMES	SCHEDULE		OF SCHEDULE	RPI	RPI		RPI	RPI
DIV. I ONLY		38-21-0	.64407	46	181		96	87	.52981		87	9
DIV. I NON-CONF.		27-6-0	.81818	12	251		71	53	.55229		53	12
TOTALS		RPI 1-25	RPI 26-50		W-L RECORDS		RPI 51-100		RPI 101-150		RPI 150+	
38-21-0		1-3-0	1-3-0		OVERALL		6-4-0		12-8-0		18-3-0	
22-8-0		0-0-0	1-3-0		HOME		4-0-0		4-5-0		13-0-0	
11-10-0		1-2-0	0-0-0		AWAY		0-3-0		6-2-0		4-3-0	
5-3-0		0-1-0	0-0-0		NEUTRAL		2-1-0		2-1-0		1-0-0	
27-6-0		0-0-0	1-3-0		NON-CONFERENCE		4-1-0		8-1-0		14-1-0	
18-3-0		0-0-0	1-3-0		HOME		4-0-0		3-0-0		10-0-0	
8-2-0		0-0-0	0-0-		AWAY		0-0-0		5-1-0		3-1-0	
1-1-0		0-0-0	0-0-0		NEUTRAL		0-1-0		0-0-0		1-0-0	
11-15-0		1-3-0	0-0-0		CONFERENCE		2-3-0		4-7-0		4-2-0	
4-5-0		0-0-0	0-0-0		HOME		0-0-0		1-5-0		3-0-0	
3-8-0		1-2-0	0-0-0		AWAY		0-3-0		1-1-0		1-2-0	
4-2-0		0-1-0	0-0-0		NEUTRAL		2-0-0		2-1-0		0-0-0	
RPI S	Opponent	Score	RPI S	Opponent	Score	RPI S	Opponent	Score	RPI S	Opponent	Score	
22 A	Dallas Baptist	5 9	32 H	Oklahoma St.	5 6	51 N	UConn	4 12	101 A	Austin Peay	11 4	
22 A	Dallas Baptist	2 7	50 H	Minnesota	5 7	58 H	Oral Roberts	5 0	110 A	Central Ark.	12 1	
22 A	Dallas Baptist	5 3	50 H	Minnesota	5 12	70 A	Indiana St.	2 4	110 A	Central Ark.	10 6	
22 N	Dallas Baptist	3 4	50 H	Minnesota	5 4	70 A	Indiana St.	6 7	110 A	Central Ark.	6 5	
						70 A	Indiana St.	1 2	111 A	Bradley	8 3	
						70 N	Indiana St.	12 4	111 A	Bradley	1 2	
						70 N	Indiana St.	11 4	111 N	Bradley	0 10	
						72 H	Iowa	5 4	111 N	Bradley	13 3	
						72 H	Iowa	4 1	111 N	Bradley	3 2	
						72 H	Iowa	8 6	117 H	Arkansas St.	15 11	
									121 A	Arkansas	8 2	
									121 H	Arkansas	14 6	
									125 H	Southern Ill.	8 14	
									125 H	Southern Ill.	10 12	
									125 H	Southern Ill.	4 5	
									126 A	Missouri	9 17	
									126 H	Missouri	16 1	
									138 H	Evansville	5 14	
									138 H	Evansville	1 7	
									138 H	Evansville	10 6	
									184 A	Wichita St.	1 11	
									184 A	Wichita St.	6 1	
									184 A	Wichita St.	2 9	
									200 A	Kansas	1 2	
									200 H	Kansas	18 11	
									206 A	Memphis	8 7	
									206 A	Memphis	7 4	
LAST 15 GAMES												
	22 N	Dallas Baptist	3	4		220 H	Illinois St.	17 5		184 A	Wichita St.	2 9
	111 N	Bradley	3	2		220 H	Illinois St.	9 2		200 A	Kansas	1 2
	70 N	Indiana St.	11	4		121 A	Arkansas	8 2		200 H	Kansas	18 11
	111 N	Bradley	13	3						206 A	Memphis	8 7
	111 N	Bradley	0	10						206 A	Memphis	7 4

Non-Div. I Games:

Missouri St.

Missouri St.

70 N Indiana St.	12	4
220 H Illinois St.	5	2

Through Games Of May 29, 2016

RPI	S	Opponent	Score	
206	A	Memphis	6	4
220	H	Illinois St.	9	2
220	H	Illinois St.	5	2
220	H	Illinois St.	17	5
221	H	Central Mich.	9	1
221	H	Central Mich.	2	0
221	H	Central Mich.	7	1
241	H	Saint Louis	15	4
267	H	Western Ill.	15	3
267	H	Western Ill.	13	4
280	H	SIUE	12	5
280	H	SIUE	11	1
280	H	SIUE	6	2
292	N	Alcorn	13	1

Missouri St.

M
i
s
s
o
u
r
i
s
t
.

M
i
s
s
o
u
r
i
s
t
.

Average RPI Win: 166		WON-LOST RECORD		WINNING PCT. RANK		LAST 15 GAMES		STRENGTH OF SCHEDULE		OPP. STRENGTH OF SCHEDULE		TEAM RPI		ADJ RPI		CONF. RPI		ADJ CONF. RPI	
DIV. I ONLY		37-24-0		.60656 72		11-4-0		166		130		88		.52858 88		13		13	
DIV. I NON-CONF.		13-12-0		.52 135		2-0-0		227		156		153		.4966 153		11		11	
TOTALS		RPI 1-25		RPI 26-50		W-L RECORDS		RPI 51-100		RPI 101-150		RPI 150+							
37-24-0		0-1-0		4-5-0		OVERALL		1-5-0		8-5-0		24-8-0							
16-7-0		0-0-0		1-2-0		HOME		0-1-0		5-2-0		10-2-0							
15-13-0		0-1-0		3-1-0		AWAY		0-4-0		3-3-0		9-4-0							
6-4-0		0-0-0		0-2-0		NEUTRAL		1-0-0		0-0-0		5-2-0							
13-12-0		0-1-0		1-0-0		NON-CONFERENCE		0-2-0		3-4-0		9-5-0							
5-3-0		0-0-0		0-0-0		HOME		0-1-0		3-1-0		2-1-0							
6-7-0		0-1-0		1-0-		AWAY		0-1-0		0-3-0		5-2-0							
2-2-0		0-0-0		0-0-0		NEUTRAL		0-0-0		0-0-0		2-2-0							
24-12-0		0-0-0		3-5-0		CONFERENCE		1-3-0		5-1-0		15-3-0							
11-4-0		0-0-0		1-2-0		HOME		0-0-0		2-1-0		8-1-0							
9-6-0		0-0-0		2-1-0		AWAY		0-3-0		3-0-0		4-2-0							
4-2-0		0-0-0		0-2-0		NEUTRAL		1-0-0		0-0-0		3-0-0							
RPI	S	Opponent		Score		RPI	S	Opponent		Score		RPI	S	Opponent		Score			
23	A	UC Santa Barbara		4	5	43	A	Arizona St.		11	5	57	A	St. Mary's (CA)		1	6		
						48	A	New Mexico		4	5	57	H	St. Mary's (CA)		5	8		
						48	A	New Mexico		13	9	92	A	Fresno St.		4	5		
						48	A	New Mexico		17	11	92	A	Fresno St.		3	8		
						48	H	New Mexico		7	6	92	A	Fresno St.		6	7		
						48	H	New Mexico		2	3	92	N	Fresno St.		25	6		
						48	H	New Mexico		3	8								
						48	N	New Mexico		4	14								
						48	N	New Mexico		0	3								
						LAST 15 GAMES													
						48	N	New Mexico		4	14	136	H	UNLV		8	1		
						175	N	Air Force		12	1	136	H	UNLV		1	7		
						188	N	San Diego St.		5	3	213	A	Grand Canyon		11	10		
						92	N	Fresno St.		25	6								
						48	N	New Mexico		0	3								

Non-Div. I Games:

Nevada

188 N San Diego St.	13	5
136 H UNLV	9	7

RPI	S	Opponent	Score	
188	A	San Diego St.	8	5
188	A	San Diego St.	13	9
188	H	San Diego St.	6	5
188	H	San Diego St.	3	2
188	H	San Diego St.	7	6
188	N	San Diego St.	5	3
188	N	San Diego St.	13	5
213	A	Grand Canyon	11	10
225	A	UC Davis	3	1
225	H	UC Davis	5	4
227	A	Pacific	10	5
232	H	San Jose St.	6	4
232	H	San Jose St.	11	2
232	H	San Jose St.	11	8
255	N	Northwestern	2	4
255	N	Northwestern	1	5
255	N	Northwestern	11	2
255	N	Northwestern	10	6

Nevada

N
e
v
a
d
a

N
e
v
a
d
a

Average RPI Win:	174	WON-LOST	WINNING	LAST 15		STRENGTH OF	OPP. STRENGTH	TEAM	ADJ	CONF.	ADJ CONF.				
Average RPI Loss:	127	RECORD	PCT. RANK	GAMES		SCHEDULE	OF SCHEDULE	RPI	RPI	RPI	RPI				
DIV. I ONLY		34-24-0	.58621	83	6-9-0	101	190	89	.5279	89	21	21			
DIV. I NON-CONF.		12-12-0	.5	148	0-2-0	27	179	100	.52534	100	23	23			
<hr/>															
TOTALS	RPI 1-25	RPI 26-50			W-L RECORDS		RPI 51-100		RPI 101-150		RPI 150+				
34-24-0	0-0-0	0-2-0			OVERALL		4-5-0		10-8-0		20-9-0				
19-9-0	0-0-0	0-0-0			HOME		2-3-0		8-2-0		9-4-0				
13-13-0	0-0-0	0-2-0			AWAY		1-0-0		1-6-0		11-5-0				
2-2-0	0-0-0	0-0-0			NEUTRAL		1-2-0		1-0-0		0-0-0				
<hr/>															
12-12-0	0-0-0	0-2-0			NON-CONFERENCE		2-1-0		6-5-0		4-4-0				
9-4-0	0-0-0	0-0-0			HOME		1-1-0		5-2-0		3-1-0				
3-8-0	0-0-0	0-0-			AWAY		1-0-0		1-3-0		1-3-0				
0-0-0	0-0-0	0-0-0			NEUTRAL		0-0-0		0-0-0		0-0-0				
<hr/>															
22-12-0	0-0-0	0-0-0			CONFERENCE		2-4-0		4-3-0		16-5-0				
10-5-0	0-0-0	0-0-0			HOME		1-2-0		3-0-0		6-3-0				
10-5-0	0-0-0	0-0-0			AWAY		0-0-0		0-3-0		10-2-0				
2-2-0	0-0-0	0-0-0			NEUTRAL		1-2-0		1-0-0		0-0-0				
<hr/>															
RPI	S	Opponent	Score	RPI	S	Opponent	Score	RPI	S	Opponent	Score				
				49	A	South Ala.	7 8	54	H	Southeast Mo. St.	6 13	101	H	Austin Peay	25 12
				49	A	South Ala.	2 4	54	H	Southeast Mo. St.	2 11	101	H	Austin Peay	6 1
								54	H	Southeast Mo. St.	6 2	101	H	Austin Peay	8 5
								54	N	Southeast Mo. St.	11 7	101	N	Austin Peay	12 10
								54	N	Southeast Mo. St.	8 14	117	A	Morehead St.	5 14
								54	N	Southeast Mo. St.	7 10	117	A	Morehead St.	14 15
								58	H	Oral Roberts	8 3	117	A	Morehead St.	6 14
								91	A	Troy	8 7	125	A	Southern Ill.	9 5
								91	H	Troy	0 10	125	A	Southern Ill.	2 3
												125	A	Southern Ill.	3 13
												127	A	Samford	7 10
												127	H	Samford	6 7
												132	H	Western Ky.	9 7
												132	H	Western Ky.	5 4
												132	H	Western Ky.	8 7
												137	H	Valparaiso	4 14
												137	H	Valparaiso	9 3
												137	H	Valparaiso	11 10
												153	H	UAB	11 10
												158	A	Alabama St.	1 4
												158	H	Alabama St.	7 1
												158	H	Alabama St.	5 8
												162	A	Kennesaw St.	2 3
												162	A	Kennesaw St.	10 5
												162	A	Kennesaw St.	9 11
												162	H	Kennesaw St.	10 2
												191	A	Belmont	7 9
<hr/>															
				LAST 15 GAMES											
				54	N	Southeast Mo. St.	8 14	117	A	Morehead St.	5 14	162	A	Kennesaw St.	2 3
				54	N	Southeast Mo. St.	7 10	117	A	Morehead St.	14 15	162	A	Kennesaw St.	10 5
				54	N	Southeast Mo. St.	11 7	117	A	Morehead St.	6 14	162	A	Kennesaw St.	9 11
				101	N	Austin Peay	12 10					162	H	Kennesaw St.	10 2
				265	H	UT Martin	9 5					191	A	Belmont	7 9

Non-Div. I Games:

Jacksonville St.

265	H	UT Martin	4	0
265	H	UT Martin	16	6

RPI	S	Opponent	Score	
191	A	Belmont	26	11
191	A	Belmont	4	2
193	A	Tennessee Tech	15	14
193	A	Tennessee Tech	9	3
193	A	Tennessee Tech	6	7
198	H	Murray St.	22	7
198	H	Murray St.	5	6
198	H	Murray St.	11	4
214	H	Eastern Ky.	13	19
214	H	Eastern Ky.	9	3
214	H	Eastern Ky.	5	7
265	H	UT Martin	9	5
265	H	UT Martin	4	0
265	H	UT Martin	16	6
272	A	Eastern Ill.	4	3
272	A	Eastern Ill.	10	3
272	A	Eastern Ill.	6	4
280	A	SIUE	9	6
280	A	SIUE	13	4
280	A	SIUE	9	7

Jacksonville St.

J
a
c
k
s
o
n
v
i
l
l
e
s
t
.

J
a
c
k
s
o
n
v
i
l
l
e
s
t
.

Average RPI Win:	129	WON-LOST RECORD	WINNING PCT. RANK	LAST 15 GAMES	STRENGTH OF SCHEDULE	OPP. STRENGTH OF SCHEDULE	TEAM RPI	ADJ RPI	CONF. RPI	ADJ CONF. RPI				
DIV. I ONLY		29-24-0	.54717	109	9-6-0	63	91	90	.52783	90	11	11		
DIV. I NON-CONF.		12-11-0	.52174	133	2-1-0	21	37	91	.53171	91	8	8		
<hr/>														
TOTALS	RPI 1-25	RPI 26-50		W-L RECORDS		RPI 51-100		RPI 101-150		RPI 150+				
29-24-0	2-3-0	1-6-0		OVERALL		6-4-0		8-7-0		12-4-0				
19-11-0	2-2-0	0-0-0		HOME		3-1-0		4-5-0		10-3-0				
9-11-0	0-1-0	1-5-0		AWAY		2-2-0		4-2-0		2-1-0				
1-2-0	0-0-0	0-1-0		NEUTRAL		1-1-0		0-0-0		0-0-0				
12-11-0	2-3-0	0-3-0		NON-CONFERENCE		1-1-0		3-3-0		6-1-0				
10-5-0	2-2-0	0-0-0		HOME		1-0-0		1-2-0		6-1-0				
2-6-0	0-1-0	0-0-		AWAY		0-1-0		2-1-0		0-0-0				
0-0-0	0-0-0	0-0-0		NEUTRAL		0-0-0		0-0-0		0-0-0				
17-13-0	0-0-0	1-3-0		CONFERENCE		5-3-0		5-4-0		6-3-0				
9-6-0	0-0-0	0-0-0		HOME		2-1-0		3-3-0		4-2-0				
7-5-0	0-0-0	1-2-0		AWAY		2-1-0		2-1-0		2-1-0				
1-2-0	0-0-0	0-1-0		NEUTRAL		1-1-0		0-0-0		0-0-0				
RPI	S	Opponent	Score		RPI	S	Opponent	Score		RPI	S	Opponent	Score	
4	H	Texas A&M	7	5	29	A	Tulane	0	11	53	H	BYU	4	3
4	H	Texas A&M	0	6	29	A	Tulane	0	15	53	H	BYU	3	0
4	H	Texas A&M	0	4	29	A	Tulane	3	4	53	H	BYU	5	9
23	A	UC Santa Barbara	3	4	30	A	Gonzaga	3	4	53	N	BYU	7	2
23	H	UC Santa Barbara	6	2	30	A	Gonzaga	7	4	57	A	St. Mary's (CA)	10	1
					30	A	Gonzaga	4	11	57	A	St. Mary's (CA)	3	1
					30	N	Gonzaga	4	5	57	A	St. Mary's (CA)	4	6
										57	N	St. Mary's (CA)	7	8
										79	A	Southern California	5	6
										79	H	Southern California	3	2

Non-Div. I Games:

Pepperdine

227	H	Pacific	6	0
140	A	CSUN	3	1

RPI	S	Opponent	Score	
227	H	Pacific	3	0
231	H	Portland	5	4
231	H	Portland	4	0
231	H	Portland	2	3

Pepperdine

P
e
p
p
e
r
d
i
n
e

P
e
p
p
e
r
d
i
n
e

Troy

Average RPI Win:	150	WON-LOST RECORD	WINNING PCT. RANK	LAST 15 GAMES	STRENGTH OF SCHEDULE	OPP. STRENGTH OF SCHEDULE	TEAM RPI	ADJ RPI	CONF. RPI	ADJ CONF. RPI	
DIV. I ONLY		32-26-0	.55172 103	7-8-0	91	93	91	.5263 91	10	10	
DIV. I NON-CONF.		15-11-0	.57692 101	1-2-0	60	105	78	.53551 78	9	9	
<hr/>											
TOTALS	RPI 1-25	RPI 26-50		W-L RECORDS		RPI 51-100		RPI 101-150		RPI 150+	
32-26-0	1-4-0	4-2-0		OVERALL		6-8-0		5-9-0		16-3-0	
18-11-0	1-3-0	2-1-0		HOME		3-5-0		2-2-0		10-0-0	
13-11-0	0-0-0	2-1-0		AWAY		3-2-0		2-6-0		6-2-0	
1-4-0	0-1-0	0-0-0		NEUTRAL		0-1-0		1-1-0		0-1-0	
<hr/>											
15-11-0	0-2-0	2-1-0		NON-CONFERENCE		3-5-0		2-2-0		8-1-0	
10-4-0	0-1-0	0-0-0		HOME		2-3-0		1-0-0		7-0-0	
4-5-0	0-0-0	2-0-		AWAY		1-1-0		0-2-0		1-1-0	
1-2-0	0-1-0	0-0-0		NEUTRAL		0-1-0		1-0-0		0-0-0	
<hr/>											
17-15-0	1-2-0	2-1-0		CONFERENCE		3-3-0		3-7-0		8-2-0	
8-7-0	1-2-0	2-1-0		HOME		1-2-0		1-2-0		3-0-0	
9-6-0	0-0-0	0-0-0		AWAY		2-1-0		2-4-0		5-1-0	
0-2-0	0-0-0	0-0-0		NEUTRAL		0-0-0		0-1-0		0-1-0	
<hr/>											
RPI S	Opponent	Score	RPI S	Opponent	Score	RPI S	Opponent	Score	RPI S	Opponent	Score
11 H	Mississippi St.	3 7	40 A	Southeastern La.	3 2	61 A	Alabama	3 5	117 A	Arkansas St.	3 4
15 H	UL Lafayette	2 4	40 A	Southeastern La.	5 1	61 H	Alabama	1 2	117 A	Arkansas St.	11 1
15 H	UL Lafayette	4 1	40 A	Southeastern La.	2 7	77 N	Michigan St.	0 3	117 A	Arkansas St.	8 1
15 H	UL Lafayette	3 8	49 H	South Ala.	3 8	81 A	Ga. Southern	2 1	117 N	Arkansas St.	12 13
18 N	Southern Miss.	2 6	49 H	South Ala.	4 2	81 A	Ga. Southern	0 7	127 A	Samford	6 20
			49 H	South Ala.	8 0	81 A	Ga. Southern	8 4	127 H	Samford	5 3
						84 H	New Orleans	6 10	129 A	Little Rock	8 11
						84 H	New Orleans	9 4	129 A	Little Rock	9 10
						84 H	New Orleans	9 6	129 A	Little Rock	3 4
						89 A	Jacksonville St.	10 0	142 A	Auburn	2 7
						89 H	Jacksonville St.	7 8	142 N	Auburn	4 3
						97 H	UT Arlington	5 18	149 H	La.-Monroe	2 6
						97 H	UT Arlington	5 2	149 H	La.-Monroe	3 4
						97 H	UT Arlington	2 4	149 H	La.-Monroe	5 3
									151 A	Texas St.	5 3
									151 A	Texas St.	1 4
									151 A	Texas St.	12 8
									151 N	Texas St.	6 11
									153 A	UAB	0 7
									153 H	UAB	2 1
									158 A	Alabama St.	3 1
									158 H	Alabama St.	8 0
			LAST 15 GAMES						229 A	Georgia St.	4 2
			117 N	Arkansas St.	12 13	229 A	Georgia St.	4 2	229 A	Georgia St.	4 2
			151 N	Texas St.	6 11	11 H	Mississippi St.	3 7	229 A	Georgia St.	9 3
			49 H	South Ala.	8 0	142 A	Auburn	2 7	229 A	Georgia St.	16 3
			49 H	South Ala.	4 2				239 H	Appalachian St.	4 3
			49 H	South Ala.	3 8				239 H	Appalachian St.	9 7

Non-Div. I Games:

Troy

Troy

229	A	Georgia St.	16	3
229	A	Georgia St.	9	3

Through Games Of May 29, 2016

RPI	S	Opponent	Score	
239	H	Appalachian St.	3	2
244	H	Northern Ky.	4	2
244	H	Northern Ky.	5	0
244	H	Northern Ky.	6	1
244	H	Northern Ky.	10	3
297	H	Alabama A&M	8	0

Troy

T
r
o
y

T
r
o
y

Average RPI Win: 159		WON-LOST RECORD		WINNING PCT. RANK		LAST 15 GAMES		STRENGTH OF SCHEDULE		OPP. STRENGTH OF SCHEDULE		TEAM RPI		ADJ RPI		CONF. RPI		ADJ CONF. RPI	
DIV. I ONLY		36-22-0		.62069 60		9-6-0		170		102		92		.52542 92		13		13	
DIV. I NON-CONF.		15-11-0		.57692 101		3-2-0		100		70		108		.51932 108		11		11	
TOTALS		RPI 1-25		RPI 26-50		W-L RECORDS		RPI 51-100		RPI 101-150		RPI 150+							
36-22-0		0-3-0		3-3-0		OVERALL		6-3-0		6-5-0		21-8-0							
26-7-0		0-0-0		3-0-0		HOME		5-1-0		4-3-0		14-3-0							
10-13-0		0-3-0		0-3-0		AWAY		1-1-0		2-2-0		7-4-0							
0-2-0		0-0-0		0-0-0		NEUTRAL		0-1-0		0-0-0		0-1-0							
15-11-0		0-3-0		3-0-0		NON-CONFERENCE		3-2-0		2-3-0		7-3-0							
14-4-0		0-0-0		3-0-0		HOME		2-1-0		2-2-0		7-1-0							
1-7-0		0-3-0		0-0-		AWAY		1-1-0		0-1-0		0-2-0							
0-0-0		0-0-0		0-0-0		NEUTRAL		0-0-0		0-0-0		0-0-0							
21-11-0		0-0-0		0-3-0		CONFERENCE		3-1-0		4-2-0		14-5-0							
12-3-0		0-0-0		0-0-0		HOME		3-0-0		2-1-0		7-2-0							
9-6-0		0-0-0		0-3-0		AWAY		0-0-0		2-1-0		7-2-0							
0-2-0		0-0-0		0-0-0		NEUTRAL		0-1-0		0-0-0		0-1-0							
RPI	S	Opponent		Score		RPI	S	Opponent		Score		RPI	S	Opponent		Score			
4	A	Texas A&M		2	3	45	H	Creighton		2	1	52	A	Long Beach St.		3	4		
4	A	Texas A&M		1	12	45	H	Creighton		2	1	52	H	Long Beach St.		10	5		
4	A	Texas A&M		3	4	45	H	Creighton		7	3	57	A	St. Mary's (CA)		6	4		
						48	A	New Mexico		1	2	57	H	St. Mary's (CA)		3	2		
						48	A	New Mexico		13	14	69	H	Oklahoma		2	3		
						48	A	New Mexico		4	7	88	H	Nevada		7	6		
												88	H	Nevada		8	3		
												88	H	Nevada		5	4		
												88	N	Nevada		6	25		
												141	H	San Francisco		3	6		
												141	H	San Francisco		10	1		
												141	H	San Francisco		3	7		
												166	H	Oakland		11	10		
												172	A	Sacramento St.		4	5		
												172	H	Sacramento St.		7	5		
												175	A	Air Force		5	1		
												175	A	Air Force		11	6		
												175	A	Air Force		4	2		
												175	H	Air Force		5	1		
												175	H	Air Force		6	3		
												175	H	Air Force		14	1		
												175	N	Air Force		7	9		
												188	A	San Diego St.		4	5		
												188	A	San Diego St.		3	2		
												188	A	San Diego St.		10	5		
												188	H	San Diego St.		2	4		
												188	H	San Diego St.		1	0		
												188	H	San Diego St.		4	3		
				LAST 15 GAMES															
				88	N	Nevada		6	25	136	A	UNLV		9	1	188	A	San Diego St.	
				175	N	Air Force		7	9	124	H	Cal Poly		9	5	188	A	San Diego St.	
				141	H	San Francisco		3	6	188	H	San Diego St.		4	3	188	H	San Diego St.	
				141	H	San Francisco		3	7							188	H	San Diego St.	
				141	H	San Francisco		10	1							188	H	San Diego St.	

Non-Div. I Games:

Fresno St.

Fresno St.

136	A	UNLV	5	8
136	A	UNLV	7	2

Through Games Of May 29, 2016

RPI	S	Opponent	Score	
227	A	Pacific	6	15
227	H	Pacific	3	7
232	A	San Jose St.	2	3
232	A	San Jose St.	9	4
232	A	San Jose St.	13	4
232	H	San Jose St.	8	6
232	H	San Jose St.	6	0
232	H	San Jose St.	5	7
256	H	CSU Bakersfield	6	4
259	H	Youngstown St.	6	1
259	H	Youngstown St.	11	0
259	H	Youngstown St.	6	5
259	H	Youngstown St.	8	3

Fresno St.

F
r
e
s
n
o
s
t
.

F
r
e
s
n
o
s
t
.

Average RPI Win:	93	WON-LOST RECORD	WINNING PCT. RANK	LAST 15 GAMES	STRENGTH OF SCHEDULE	OPP. STRENGTH OF SCHEDULE	TEAM RPI	ADJ RPI	CONF. RPI	ADJ CONF. RPI									
DIV. I ONLY		25-27-0	.48077	169	10-5-0	45	65	93	.52541	93	4	4							
DIV. I NON-CONF.		6-15-0	.28571	264	1-0-0	98	151	236	.45563	236	3	3							
<hr/>																			
TOTALS	RPI 1-25	RPI 26-50		W-L RECORDS		RPI 51-100		RPI 101-150		RPI 150+									
25-27-0	3-0-0	3-6-0		OVERALL		10-9-0		2-6-0		7-6-0									
13-8-0	3-0-0	1-2-0		HOME		5-2-0		2-3-0		2-1-0									
10-13-0	0-0-0	2-1-0		AWAY		5-7-0		0-1-0		3-4-0									
2-6-0	0-0-0	0-3-0		NEUTRAL		0-0-0		0-2-0		2-1-0									
6-15-0	0-0-0	0-2-0		NON-CONFERENCE		1-3-0		0-5-0		5-5-0									
3-3-0	0-0-0	0-0-0		HOME		1-0-0		0-2-0		2-1-0									
1-7-0	0-0-0	0-0-		AWAY		0-3-0		0-1-0		1-3-0									
2-5-0	0-0-0	0-2-0		NEUTRAL		0-0-0		0-2-0		2-1-0									
19-12-0	3-0-0	3-4-0		CONFERENCE		9-6-0		2-1-0		2-1-0									
10-5-0	3-0-0	1-2-0		HOME		4-2-0		2-1-0		0-0-0									
9-6-0	0-0-0	2-1-0		AWAY		5-4-0		0-0-0		2-1-0									
0-1-0	0-0-0	0-1-0		NEUTRAL		0-0-0		0-0-0		0-0-0									
<hr/>																			
RPI	S	Opponent	Score		RPI	S	Opponent	Score		RPI	S	Opponent	Score						
21	H	Arizona	6	3	43	A	Arizona St.	0	5	53	A	BYU	0	6	102	H	UCLA	6	4
21	H	Arizona	4	2	43	A	Arizona St.	16	7	53	A	BYU	3	14	102	H	UCLA	9	4
21	H	Arizona	7	6	43	A	Arizona St.	3	1	53	H	BYU	8	1	102	H	UCLA	3	10
					44	H	Oregon St.	4	10	55	H	Washington	12	8	128	N	Kansas St.	2	9
					44	H	Oregon St.	2	7	55	H	Washington	21	7	128	N	Kansas St.	4	20
					44	H	Oregon St.	7	6	55	H	Washington	4	5	130	A	Utah Valley	4	10
					44	N	Oregon St.	2	10	57	A	St. Mary's (CA)	2	7	130	H	Utah Valley	11	12
					50	N	Minnesota	3	9	68	A	California	6	5	130	H	Utah Valley	6	7
					50	N	Minnesota	1	6	68	A	California	8	3	152	H	UC Riverside	9	8
										68	A	California	2	9	152	H	UC Riverside	4	0
										73	H	Stanford	2	4	152	H	UC Riverside	3	5
										73	H	Stanford	9	7	173	N	Ball St.	11	5
										73	H	Stanford	8	3	177	A	Washington St.	11	5
										79	A	Southern California	2	5	177	A	Washington St.	3	2
										79	A	Southern California	14	8	177	A	Washington St.	3	4
										79	A	Southern California	1	6	192	A	Houston Baptist	1	2
										85	A	Oregon	2	0	192	A	Houston Baptist	3	7
										85	A	Oregon	4	1	192	A	Houston Baptist	2	0
										85	A	Oregon	5	9	192	A	Houston Baptist	1	4
															200	N	Kansas	4	8
															200	N	Kansas	15	1
					LAST 15 GAMES														
					55	H	Washington	21	7	73	H	Stanford	8	3					
					55	H	Washington	12	8	73	H	Stanford	2	4					
					55	H	Washington	4	5	73	H	Stanford	9	7					
					68	A	California	6	5										
					68	A	California	2	9										

Non-Div. I Games:

Utah

68	A	California	8	3
53	H	BYU	8	1

U
t
a
h

U
t
a
h

Average RPI Win: 168		WON-LOST RECORD		WINNING PCT. RANK		LAST 15 GAMES		STRENGTH OF SCHEDULE		OPP. STRENGTH OF SCHEDULE		TEAM RPI		ADJ RPI		CONF. RPI		ADJ CONF. RPI	
DIV. I ONLY		38-23-0		.62295 59		9-6-0		189		122		94		.52458 94		18		18	
DIV. I NON-CONF.		19-13-0		.59375 86		3-2-0		196		61		110		.51746 110		21		21	
TOTALS		RPI 1-25		RPI 26-50		W-L RECORDS		RPI 51-100		RPI 101-150		RPI 150+							
38-23-0		1-1-0		1-1-0		OVERALL		5-6-0		11-9-0		20-6-0							
19-10-0		0-1-0		0-1-0		HOME		3-1-0		5-3-0		11-4-0							
16-11-0		1-0-0		1-0-0		AWAY		2-5-0		4-4-0		8-2-0							
3-2-0		0-0-0		0-0-0		NEUTRAL		0-0-0		2-2-0		1-0-0							
19-13-0		1-1-0		1-1-0		NON-CONFERENCE		3-5-0		4-3-0		10-3-0							
11-6-0		0-1-0		0-1-0		HOME		3-1-0		3-2-0		5-1-0							
8-7-0		1-0-0		1-0-		AWAY		0-4-0		1-1-0		5-2-0							
0-0-0		0-0-0		0-0-0		NEUTRAL		0-0-0		0-0-0		0-0-0							
19-10-0		0-0-0		0-0-0		CONFERENCE		2-1-0		7-6-0		10-3-0							
8-4-0		0-0-0		0-0-0		HOME		0-0-0		2-1-0		6-3-0							
8-4-0		0-0-0		0-0-0		AWAY		2-1-0		3-3-0		3-0-0							
3-2-0		0-0-0		0-0-0		NEUTRAL		0-0-0		2-2-0		1-0-0							
RPI S	Opponent		Score		RPI S	Opponent		Score		RPI S	Opponent		Score		RPI S	Opponent		Score	
20 A	Georgia Tech		9	8	37 A	Georgia		3	1	65 A	Col. of Charleston		13	17	101 H	Austin Peay		7	10
20 H	Georgia Tech		5	6	37 H	Georgia		6	7	65 A	Col. of Charleston		4	5	101 H	Austin Peay		14	4
										65 A	Col. of Charleston		2	6	101 H	Austin Peay		13	12
										76 A	UNCG		8	2	103 A	Western Caro.		9	8
										76 A	UNCG		0	1	103 A	Western Caro.		7	9
										76 A	UNCG		9	1	103 A	Western Caro.		9	2
										78 H	Xavier		18	14	103 N	Western Caro.		2	3
										78 H	Xavier		5	3	103 N	Western Caro.		9	8
										78 H	Xavier		3	1	103 N	Western Caro.		2	4
										81 A	Ga. Southern		5	8	127 A	Samford		5	11
										81 H	Ga. Southern		10	11	127 A	Samford		5	3
															127 A	Samford		1	3
															131 H	Furman		0	4
															131 H	Furman		8	4
															131 H	Furman		8	7
															131 N	Furman		6	1
															134 A	Florida A&M		22	5
															134 A	Florida A&M		6	7
															134 H	Florida A&M		11	3
															134 H	Florida A&M		7	14
															162 A	Kennesaw St.		9	6
															162 A	Kennesaw St.		10	7
															162 H	Kennesaw St.		11	5
															189 H	Wofford		5	7
															189 H	Wofford		12	7
															189 H	Wofford		14	3
															204 H	Radford		9	2
				LAST 15 GAMES															
				103 N	Western Caro.		2	3	76 A	UNCG		8	2						
				103 N	Western Caro.		2	4	276 A	Butler		3	7						
				103 N	Western Caro.		9	8	276 A	Butler		5	4						
				131 N	Furman		6	1											
				260 N	The Citadel		13	1											

Non-Div. I Games:

Mercer

76	A	UNCG	9	1
76	A	UNCG	0	1

RPI	S	Opponent	Score	
204	H	Radford	10	7
204	H	Radford	8	7
229	A	Georgia St.	3	4
229	H	Georgia St.	6	10
247	A	ETSU	7	5
247	A	ETSU	12	9
247	A	ETSU	9	8
257	H	VMI	3	4
257	H	VMI	7	2
257	H	VMI	10	6
260	H	The Citadel	8	7
260	H	The Citadel	11	4
260	H	The Citadel	8	9
260	N	The Citadel	13	1
276	A	Butler	3	7
276	A	Butler	6	5
276	A	Butler	5	4
288	A	Savannah St.	7	3
288	H	Savannah St.	16	6

18 H Southern Miss.	6	5
153 A UAB	11	4

RPI	S	Opponent	Score	
215	H	Manhattan	6	0
215	H	Manhattan	8	4
220	H	Illinois St.	11	6

Average RPI Win: 138		WON-LOST	WINNING	LAST 15	STRENGTH OF		OPP. STRENGTH	TEAM	ADJ	CONF.	ADJ CONF.			
Average RPI Loss: 66		RECORD	PCT. RANK	GAMES	SCHEDULE		OF SCHEDULE	RPI	RPI	RPI	RPI			
DIV. I ONLY		27-27-0	.5	148	3-12-0		54	29	96	.52434	96	1	1	
DIV. I NON-CONF.		16-10-0	.61538	76	1-5-0		225	191	146	.49855	146	1	1	
TOTALS		RPI 1-25	RPI 26-50		W-L RECORDS		RPI 51-100		RPI 101-150		RPI 150+			
27-27-0		4-17-0	5-0-0		OVERALL		4-3-0		1-1-0		13-6-0			
14-12-0		2-7-0	4-0-0		HOME		2-2-0		1-0-0		5-3-0			
7-12-0		2-10-0	0-0-0		AWAY		1-0-0		0-0-0		4-2-0			
6-3-0		0-0-0	1-0-0		NEUTRAL		1-1-0		0-1-0		4-1-0			
16-10-0		0-2-0	2-0-0		NON-CONFERENCE		3-1-0		1-1-0		10-6-0			
8-5-0		0-2-0	1-0-0		HOME		1-0-0		1-0-0		5-3-0			
2-2-0		0-0-0	0-0-		AWAY		1-0-0		0-0-0		1-2-0			
6-3-0		0-0-0	1-0-0		NEUTRAL		1-1-0		0-1-0		4-1-0			
11-17-0		4-15-0	3-0-0		CONFERENCE		1-2-0		0-0-0		3-0-0			
6-7-0		2-5-0	3-0-0		HOME		1-2-0		0-0-0		0-0-0			
5-10-0		2-10-0	0-0-0		AWAY		0-0-0		0-0-0		3-0-0			
0-0-0		0-0-0	0-0-0		NEUTRAL		0-0-0		0-0-0		0-0-0			
RPI	S	Opponent	Score		RPI	S	Opponent	Score		RPI	S	Opponent	Score	
2	A	Louisville	2	8	30	N	Gonzaga	7	6	61	N	Alabama	0	4
2	A	Louisville	3	4	38	H	Michigan	9	5	77	A	Michigan St.	1	0
2	A	Louisville	0	1	39	H	Boston College	4	1	83	H	Pittsburgh	5	0
3	H	Miami (FL)	2	10	39	H	Boston College	11	9	83	H	Pittsburgh	2	4
6	H	Clemson	1	11	39	H	Boston College	4	1	83	H	Pittsburgh	5	8
6	H	Clemson	2	6						85	H	Oregon	6	3
6	H	Clemson	1	2						99	N	Indiana	5	0
7	H	LSU	2	3										
7	H	LSU	0	1										
10	A	North Carolina St.	1	9										
10	A	North Carolina St.	6	16										
10	A	North Carolina St.	8	4										
13	A	Florida St.	6	11										
13	A	Florida St.	6	7										
13	A	Florida St.	6	12										
19	A	North Carolina	0	3										
19	A	North Carolina	3	1										
19	A	North Carolina	1	8										
25	H	Wake Forest	6	5										
25	H	Wake Forest	13	15										
25	H	Wake Forest	10	2										
					LAST 15 GAMES									
					6	H	Clemson	2	6	7	H	LSU	2	3
					6	H	Clemson	1	11	83	H	Pittsburgh	5	0
					6	H	Clemson	1	2	83	H	Pittsburgh	5	8
					19	A	North Carolina	1	8					
					19	A	North Carolina	3	1					

Non-Div. I Games:

Notre Dame

19	A	North Carolina	0	3
7	H	LSU	0	1

N
o
t
r
e
D
a
m
e

N
o
t
r
e
D
a
m
e

151 H Texas St.	3	4
239 A Appalachian St.	7	5

RPI	S	Opponent	Score	
239	A	Appalachian St.	7	5
275	H	Incarnate Word	10	2
275	H	Incarnate Word	9	3
275	H	Incarnate Word	13	0

UT Arlington

U
T
A
r
l
i
n
g
t
o
n

U
T
A
r
l
i
n
g
t
o
n

Average RPI Win:		123	WON-LOST RECORD		WINNING PCT. RANK		LAST 15 GAMES		STRENGTH OF SCHEDULE		OPP. STRENGTH OF SCHEDULE		TEAM RPI		ADJ RPI		CONF. RPI		ADJ CONF. RPI				
DIV. I ONLY			31-25-0		.55357 100		8-7-0		137		55		98		.52211 98		12		12				
DIV. I NON-CONF.			14-8-0		.63636 70		4-1-0		157		9		60		.54356 60		10		10				
TOTALS		RPI 1-25		RPI 26-50		W-L RECORDS		RPI 51-100		RPI 101-150		RPI 150+											
31-25-0		2-0-0		4-7-0		OVERALL		7-2-0		8-7-0		10-9-0											
16-10-0		1-0-0		3-4-0		HOME		1-0-0		7-4-0		4-2-0											
13-13-0		1-0-0		0-1-0		AWAY		5-2-0		1-3-0		6-7-0											
2-2-0		0-0-0		1-2-0		NEUTRAL		1-0-0		0-0-0		0-0-0											
14-8-0		2-0-0		1-1-0		NON-CONFERENCE		1-1-0		6-3-0		4-3-0											
8-3-0		1-0-0		1-0-0		HOME		1-0-0		5-3-0		0-0-0											
6-5-0		1-0-0		0-0-		AWAY		0-1-0		1-0-0		4-3-0											
0-0-0		0-0-0		0-0-0		NEUTRAL		0-0-0		0-0-0		0-0-0											
17-17-0		0-0-0		3-6-0		CONFERENCE		6-1-0		2-4-0		6-6-0											
8-7-0		0-0-0		2-4-0		HOME		0-0-0		2-1-0		4-2-0											
7-8-0		0-0-0		0-0-0		AWAY		5-1-0		0-3-0		2-4-0											
2-2-0		0-0-0		1-2-0		NEUTRAL		1-0-0		0-0-0		0-0-0											
RPI	S	Opponent		Score		RPI	S	Opponent		Score		RPI	S	Opponent		Score							
7	A	LSU		7	0	31	A	Louisiana Tech		7	9	59	A	Houston		1	14	104	A	SFA		2	11
15	H	UL Lafayette		7	2	31	H	Louisiana Tech		3	1	59	H	Houston		4	1	104	A	SFA		6	12
						40	H	Southeastern La.		0	4	75	A	Lamar		5	4	104	A	SFA		2	8
						40	H	Southeastern La.		7	6	75	A	Lamar		1	5	110	H	Central Ark.		6	4
						40	H	Southeastern La.		7	8	75	A	Lamar		1	0	110	H	Central Ark.		5	3
						40	N	Southeastern La.		1	4	84	A	New Orleans		7	3	110	H	Central Ark.		4	5
						40	N	Southeastern La.		0	10	84	A	New Orleans		6	1	111	H	Bradley		3	5
						46	H	Northwestern St.		2	1	84	A	New Orleans		13	3	111	H	Bradley		3	1
						46	H	Northwestern St.		1	7	84	N	New Orleans		8	4	111	H	Bradley		9	3
						46	H	Northwestern St.		7	8							115	A	Baylor		12	7
						46	N	Northwestern St.		3	0							125	H	Southern Ill.		8	4
								LAST 15 GAMES										125	H	Southern Ill.		5	2
						84	N	New Orleans		8	4	177	A	Washington St.		10	2	125	H	Southern Ill.		1	2
						40	N	Southeastern La.		1	4	110	H	Central Ark.		6	4	149	H	La.-Monroe		4	12
						40	N	Southeastern La.		0	10	110	H	Central Ark.		5	3	149	H	La.-Monroe		11	2
						46	N	Northwestern St.		3	0							177	A	Washington St.		8	2
						177	A	Washington St.		9	12							177	A	Washington St.		9	12
																		177	A	Washington St.		6	2
																		177	A	Washington St.		10	2
																		181	A	Nicholls St.		0	3
																		181	A	Nicholls St.		1	2
																		181	A	Nicholls St.		5	6
																		186	A	UTSA		5	11
																		186	A	UTSA		8	13
																		186	A	UTSA		11	8
																		192	H	Houston Baptist		12	6
																		192	H	Houston Baptist		5	7

Non-Div. I Games:

McNeese St.

177	A	Washington St.	8	2
177	A	Washington St.	6	2

RPI	S	Opponent	Score	
192	H	Houston Baptist	2	3
218	H	Abilene Christian	4	3
218	H	Abilene Christian	3	0
218	H	Abilene Christian	10	6
275	A	Incarnate Word	4	0
275	A	Incarnate Word	7	8
275	A	Incarnate Word	1	0

McNeese St.

M
c
N
e
e
s
e
s
t
.

M
c
N
e
e
s
e
s
t
.

Average RPI Win: 147		WON-LOST RECORD		WINNING PCT. RANK		LAST 15 GAMES		STRENGTH OF SCHEDULE		OPP. STRENGTH OF SCHEDULE		TEAM RPI		ADJ RPI		CONF. RPI		ADJ CONF. RPI	
DIV. I ONLY		32-24-0		.57143 91		7-8-0		153		66		99		.52161 99		7		7	
DIV. I NON-CONF.		16-13-0		.55172 115		1-1-0		177		56		125		.50981 125		7		7	
TOTALS		RPI 1-25		RPI 26-50		W-L RECORDS		RPI 51-100		RPI 101-150		RPI 150+							
32-24-0		0-1-0		3-7-0		OVERALL		10-7-0		5-6-0		14-3-0							
19-6-0		0-0-0		0-0-0		HOME		6-3-0		2-2-0		11-1-0							
10-13-0		0-1-0		2-7-0		AWAY		4-1-0		3-2-0		1-2-0							
3-5-0		0-0-0		1-0-0		NEUTRAL		0-3-0		0-2-0		2-0-0							
16-13-0		0-1-0		0-3-0		NON-CONFERENCE		4-2-0		4-4-0		8-3-0							
9-4-0		0-0-0		0-0-0		HOME		2-1-0		2-2-0		5-1-0							
5-6-0		0-1-0		0-0-		AWAY		2-0-0		2-0-0		1-2-0							
2-3-0		0-0-0		0-0-0		NEUTRAL		0-1-0		0-2-0		2-0-0							
16-11-0		0-0-0		3-4-0		CONFERENCE		6-5-0		1-2-0		6-0-0							
10-2-0		0-0-0		0-0-0		HOME		4-2-0		0-0-0		6-0-0							
5-7-0		0-0-0		2-4-0		AWAY		2-1-0		1-2-0		0-0-0							
1-2-0		0-0-0		1-0-0		NEUTRAL		0-2-0		0-0-0		0-0-0							
RPI S	Opponent		Score		RPI S	Opponent		Score		RPI S	Opponent		Score		RPI S	Opponent		Score	
2 A	Louisville		2	9	42 A	Cal St. Fullerton		1	6	56 H	Illinois		4 1	103 H	Western Caro.		3 2		
					42 A	Cal St. Fullerton		3	8	56 H	Illinois		3 1	103 H	Western Caro.		1	4	
					42 A	Cal St. Fullerton		2	3	56 H	Illinois		1 2	103 H	Western Caro.		9	1	
					47 A	Nebraska		0	3	60 N	Maryland		0 3	107 A	Rutgers		2	3	
					47 A	Nebraska		0	2	60 N	Maryland		3 5	107 A	Rutgers		1	7	
					47 A	Nebraska		1	4	67 H	Kentucky		3 2	107 A	Rutgers		9	2	
					47 N	Nebraska		6 2		70 A	Indiana St.		7 5	119 A	Cincinnati		7	3	
					50 A	Minnesota		3 2		70 H	Indiana St.		5 3	119 H	Cincinnati		0	5	
					50 A	Minnesota		12 8		70 H	Indiana St.		1 5	138 A	Evansville		7	6	
					50 A	Minnesota		6 8		72 H	Iowa		5 6	147 N	Seton Hall		4	6	
										72 H	Iowa		8 2	147 N	Seton Hall		2	7	
										72 H	Iowa		7 1	165 A	Middle Tenn.		14	4	
										77 A	Michigan St.		8 4	165 A	Middle Tenn.		4	5	
										77 A	Michigan St.		3 2	165 A	Middle Tenn.		2	3	
										77 A	Michigan St.		0 9	173 H	Ball St.		4	3	
										78 A	Xavier		8 0	203 H	Toledo		8	0	
										96 N	Notre Dame		0 5	203 H	Toledo		1	3	
														203 H	Toledo		9	6	
														203 H	Toledo		5	1	
														220 N	Illinois St.		14	1	
														255 H	Northwestern		4	3	
														255 H	Northwestern		7	6	
														255 H	Northwestern		2	1	
														273 H	Purdue		3	2	
														273 H	Purdue		10	9	
														273 H	Purdue		7	6	
														276 H	Butler		27	1	
				LAST 15 GAMES															
				60 N	Maryland	0	3	56 H	Illinois	4	1								
				47 N	Nebraska	6	2	56 H	Illinois	3	1								
				60 N	Maryland	3	5	56 H	Illinois	1	2								
				47 A	Nebraska	0	3												
				47 A	Nebraska	0	2												

Non-Div. I Games:

Indiana

47	A	Nebraska	1	4
2	A	Louisville	2	9

RPI	S	Opponent	Score	
276	N	Butler	2	1

Indiana

I
n
d
i
a
n
a

I
n
d
i
a
n
a

Average RPI Win: 165		WON-LOST	WINNING	LAST 15	STRENGTH OF		OPP. STRENGTH	TEAM	ADJ		CONF.	ADJ CONF.
Average RPI Loss: 101		RECORD	PCT. RANK	GAMES	SCHEDULE		OF SCHEDULE	RPI	RPI		RPI	RPI
DIV. I ONLY		29-29-0	.5	148	78		142	100	.5216		14	14
DIV. I NON-CONF.		11-19-0	.36667	220	67		146	161	.4899		15	15
TOTALS		RPI 1-25	RPI 26-50		W-L RECORDS		RPI 51-100		RPI 101-150		RPI 150+	
29-29-0		0-2-0	2-4-0		OVERALL		2-10-0		3-7-0		22-6-0	
13-8-0		0-0-0	0-3-0		HOME		0-1-0		2-2-0		11-2-0	
12-17-0		0-2-0	0-0-0		AWAY		1-6-0		1-5-0		10-4-0	
4-4-0		0-0-0	2-1-0		NEUTRAL		1-3-0		0-0-0		1-0-0	
11-19-0		0-2-0	0-1-0		NON-CONFERENCE		0-7-0		1-6-0		10-3-0	
7-3-0		0-0-0	0-0-0		HOME		0-1-0		0-1-0		7-1-0	
4-13-0		0-2-0	0-0-		AWAY		0-4-0		1-5-0		3-2-0	
0-3-0		0-0-0	0-1-0		NEUTRAL		0-2-0		0-0-0		0-0-0	
18-10-0		0-0-0	2-3-0		CONFERENCE		2-3-0		2-1-0		12-3-0	
6-5-0		0-0-0	0-3-0		HOME		0-0-0		2-1-0		4-1-0	
8-4-0		0-0-0	0-0-0		AWAY		1-2-0		0-0-0		7-2-0	
4-1-0		0-0-0	2-0-0		NEUTRAL		1-1-0		0-0-0		1-0-0	
RPI S	Opponent	Score	RPI S	Opponent	Score	RPI S	Opponent	Score	RPI S	Opponent	Score	
17 A	Virginia	8 16	33 H	UNCW	4 7	51 N	UConn	1 18	114 A	Liberty	4 8	
19 A	North Carolina	2 17	33 H	UNCW	1 6	51 N	UConn	2 3	114 H	Liberty	7 10	
			33 H	UNCW	1 2	62 A	West Virginia	6 7	123 A	San Diego	3 7	
			33 N	UNCW	9 8	62 A	West Virginia	1 6	123 A	San Diego	13 11	
			33 N	UNCW	14 9	62 A	West Virginia	7 8	123 A	San Diego	3 9	
			44 N	Oregon St.	3 12	65 A	Col. of Charleston	1 5	140 A	CSUN	7 11	
						65 A	Col. of Charleston	6 1	140 A	CSUN	3 11	
						65 A	Col. of Charleston	0 6	148 H	Delaware	7 4	
						65 N	Col. of Charleston	10 3	148 H	Delaware	2 4	
						65 N	Col. of Charleston	2 7	148 H	Delaware	10 0	
						74 H	VCU	5 12	154 A	Charlotte	11 0	
						80 A	Old Dominion	1 7	154 A	Charlotte	5 1	
									154 A	Charlotte	3 7	
									156 H	Holy Cross	8 5	
									156 H	Holy Cross	6 5	
									156 H	Holy Cross	12 11	
									167 A	Northeastern	3 0	
									167 A	Northeastern	8 5	
									167 A	Northeastern	2 0	
									167 N	Northeastern	5 1	
									174 H	Georgetown	6 8	
									174 H	Georgetown	10 9	
									174 H	Georgetown	16 2	
									179 A	James Madison	5 8	
									179 A	James Madison	11 4	
									179 A	James Madison	2 0	
									195 H	Richmond	12 8	
			LAST 15 GAMES									
			33 N	UNCW	9 8	65 A	Col. of Charleston	1 5				
			33 N	UNCW	14 9	62 A	West Virginia	1 6				
			65 N	Col. of Charleston	10 3	62 A	West Virginia	6 7				
			167 N	Northeastern	5 1							
			65 N	Col. of Charleston	2 7							

Non-Div. I Games:

William & Mary

65	A	Col. of Charleston	0	6
65	A	Col. of Charleston	6	1

RPI	S	Opponent	Score	
199	A	Virginia Tech	12	8
207	A	Elon	10	5
207	A	Elon	7	13
207	A	Elon	14	7
225	H	Towson	9	1
225	H	Towson	1	9
225	H	Towson	8	7
249	H	Hofstra	14	6
249	H	Hofstra	15	10
270	A	Norfolk St.	3	6
270	H	Norfolk St.	10	6

Average RPI Win:	190	WON-LOST RECORD	WINNING PCT. RANK	LAST 15 GAMES	STRENGTH OF SCHEDULE	OPP. STRENGTH OF SCHEDULE	TEAM RPI	ADJ RPI	CONF. RPI	ADJ CONF. RPI		
DIV. I ONLY		34-23-0	.59649	79	8-7-0	147	174	101	.5214	101	21	21
DIV. I NON-CONF.		11-12-0	.47826	160	1-4-0	91	126	139	.50226	139	23	23
<hr/>												
TOTALS	RPI 1-25	RPI 26-50		W-L RECORDS		RPI 51-100		RPI 101-150		RPI 150+		
34-23-0	0-1-0	0-0-0		OVERALL		4-13-0		6-3-0		24-6-0		
20-8-0	0-0-0	0-0-0		HOME		3-5-0		3-1-0		14-2-0		
12-13-0	0-1-0	0-0-0		AWAY		1-6-0		3-2-0		8-4-0		
2-2-0	0-0-0	0-0-0		NEUTRAL		0-2-0		0-0-0		2-0-0		
11-12-0	0-1-0	0-0-0		NON-CONFERENCE		2-7-0		5-1-0		4-3-0		
7-6-0	0-0-0	0-0-0		HOME		1-4-0		3-1-0		3-1-0		
4-6-0	0-1-0	0-0-		AWAY		1-3-0		2-0-0		1-2-0		
0-0-0	0-0-0	0-0-0		NEUTRAL		0-0-0		0-0-0		0-0-0		
23-11-0	0-0-0	0-0-0		CONFERENCE		2-6-0		1-2-0		20-3-0		
13-2-0	0-0-0	0-0-0		HOME		2-1-0		0-0-0		11-1-0		
8-7-0	0-0-0	0-0-0		AWAY		0-3-0		1-2-0		7-2-0		
2-2-0	0-0-0	0-0-0		NEUTRAL		0-2-0		0-0-0		2-0-0		
RPI	S	Opponent	Score	RPI	S	Opponent	Score	RPI	S	Opponent	Score	
9	A	Vanderbilt	5 8					51	H	UConn	4 19	
								54	H	Southeast Mo. St.	3 7	
								54	H	Southeast Mo. St.	6 1	
								54	H	Southeast Mo. St.	8 6	
								54	N	Southeast Mo. St.	4 10	
								67	A	Kentucky	2 3	
								69	H	Oklahoma	1 4	
								69	H	Oklahoma	17 7	
								69	H	Oklahoma	3 11	
								87	H	Missouri St.	4 11	
								89	A	Jacksonville St.	5 8	
								89	A	Jacksonville St.	1 6	
								89	A	Jacksonville St.	12 25	
								89	N	Jacksonville St.	10 12	
								94	A	Mercer	12 13	
								94	A	Mercer	10 7	
								94	A	Mercer	4 14	

Non-Div. I Games:

Austin Peay

69	H	Oklahoma	3	11
69	H	Oklahoma	1	4

RPI	S	Opponent	Score	
214	H	Eastern Ky.	14	4
214	H	Eastern Ky.	10	1
265	H	UT Martin	7	9
265	H	UT Martin	6	5
265	H	UT Martin	8	3
272	H	Eastern Ill.	13	6
272	H	Eastern Ill.	5	3
272	H	Eastern Ill.	6	3
280	A	SIUE	7	4
280	A	SIUE	12	9
280	A	SIUE	14	3
292	H	Alcorn	12	0

Non-Div. I Games:

U
C
L
AU
C
L
A

[illegible]

[illegible]

Non-Div. I Games:

Western Caro.

189	N	Wofford	10	9
71	A	Kent St.	1	3

RPI	S	Opponent	Score	
247	H	ETSU	15	9
257	A	VMI	21	7
257	A	VMI	7	1
257	A	VMI	14	11
260	A	The Citadel	1	2
260	A	The Citadel	4	6
260	A	The Citadel	11	0
266	H	Niagara	10	2
266	H	Niagara	17	4
285	H	UNC Asheville	0	8

W
e
s
t
e
r
n
C
a
r
o
.

W
e
s
t
e
r
n
C
a
r
o
.

Average RPI Win:		146	WON-LOST RECORD		WINNING PCT. RANK		LAST 15 GAMES		STRENGTH OF SCHEDULE		OPP. STRENGTH OF SCHEDULE		TEAM RPI		ADJ RPI		CONF. RPI		ADJ CONF. RPI			
DIV. I ONLY			30-30-0		.5 148		7-8-0		88		103		104		.52053 104		12		12			
DIV. I NON-CONF.			12-12-0		.5 148		1-3-0		31		102		61		.54334 61		10		10			
TOTALS		RPI 1-25		RPI 26-50		W-L RECORDS		RPI 51-100		RPI 101-150		RPI 150+										
30-30-0		0-2-0		4-7-0		OVERALL		7-9-0		6-6-0		13-6-0										
14-9-0		0-0-0		0-0-0		HOME		4-6-0		1-1-0		9-2-0										
12-18-0		0-2-0		2-4-0		AWAY		2-3-0		4-5-0		4-4-0										
4-3-0		0-0-0		2-3-0		NEUTRAL		1-0-0		1-0-0		0-0-0										
12-12-0		0-2-0		1-1-0		NON-CONFERENCE		2-4-0		5-3-0		4-2-0										
5-2-0		0-0-0		0-0-0		HOME		0-1-0		1-1-0		4-0-0										
6-9-0		0-2-0		0-0-		AWAY		2-3-0		4-2-0		0-2-0										
1-1-0		0-0-0		1-1-0		NEUTRAL		0-0-0		0-0-0		0-0-0										
18-18-0		0-0-0		3-6-0		CONFERENCE		5-5-0		1-3-0		9-4-0										
9-7-0		0-0-0		0-0-0		HOME		4-5-0		0-0-0		5-2-0										
6-9-0		0-0-0		2-4-0		AWAY		0-0-0		0-3-0		4-2-0										
3-2-0		0-0-0		1-2-0		NEUTRAL		1-0-0		1-0-0		0-0-0										
RPI	S	Opponent		Score		RPI	S	Opponent		Score		RPI	S	Opponent		Score						
4	A	Texas A&M		1	21	32	N	Oklahoma St.		2	8	54	A	Southeast Mo. St.		5	9	110	A	Central Ark.	4	5
16	A	TCU		2	3	32	N	Oklahoma St.		5	4	54	A	Southeast Mo. St.		6	15	110	A	Central Ark.	2	3
						34	A	Sam Houston St.		3	7	54	A	Southeast Mo. St.		3	2	110	A	Central Ark.	7	9
						34	A	Sam Houston St.		8	4	75	H	Lamar		6	13	110	N	Central Ark.	10	4
						34	A	Sam Houston St.		6	8	75	H	Lamar		0	12	128	A	Kansas St.	6	5
						34	N	Sam Houston St.		2	8	75	H	Lamar		9	10	128	A	Kansas St.	5	11
						34	N	Sam Houston St.		3	5	75	N	Lamar		5	2	129	H	Little Rock	2	7
						34	N	Sam Houston St.		1	0	84	H	New Orleans		16	6	146	A	New Mexico St.	6	7
						46	A	Northwestern St.		2	4	84	H	New Orleans		11	19	146	A	New Mexico St.	14	7
						46	A	Northwestern St.		4	1	84	H	New Orleans		4	5	146	A	New Mexico St.	8	2
						46	A	Northwestern St.		3	10	97	A	UT Arlington		12	1	146	A	New Mexico St.	5	4
												97	A	UT Arlington		7	13	149	H	La.-Monroe	6	2
												97	H	UT Arlington		5	13	159	H	Sacred Heart	15	1
												98	H	McNeese St.		11	2	159	H	Sacred Heart	7	5
												98	H	McNeese St.		8	2	159	H	Sacred Heart	13	11
												98	H	McNeese St.		12	6	184	A	Wichita St.	2	10
																		184	A	Wichita St.	4	12
																		192	A	Houston Baptist	2	6
																		192	A	Houston Baptist	15	3
																		192	A	Houston Baptist	1	12
																		192	H	Houston Baptist	8	7
																		218	A	Abilene Christian	7	2
																		218	A	Abilene Christian	13	4
																		218	A	Abilene Christian	11	2
																		230	H	A&M-Corpus Christi	7	6
																		230	H	A&M-Corpus Christi	3	2
																		230	H	A&M-Corpus Christi	9	11
				LAST 15 GAMES																		
				34	N	Sam Houston St.		2	8	75	H	Lamar		6	13	218	A	Abilene Christian		13	4	
				34	N	Sam Houston St.		1	0	16	A	TCU		2	3	218	A	Abilene Christian		11	2	
				110	N	Central Ark.		10	4	54	A	Southeast Mo. St.		5	9	230	H	A&M-Corpus Christi		7	6	
				75	N	Lamar		5	2							230	H	A&M-Corpus Christi		3	2	
				34	N	Sam Houston St.		3	5							230	H	A&M-Corpus Christi		9	11	

Non-Div. I Games:

SFA

SFA

75	H	Lamar	0	12
75	H	Lamar	9	10

Through Games Of May 29, 2016

RPI	S	Opponent	Score	
275	H	Incarnate Word	11	1
275	H	Incarnate Word	7	1
275	H	Incarnate Word	4	14
282	H	Texas Southern	17	3

SFA

S
F
A

S
F
A

Average RPI Win: 207		WON-LOST	WINNING	LAST 15	STRENGTH OF		OPP. STRENGTH	TEAM	ADJ	CONF.	ADJ CONF.
Average RPI Loss: 152		RECORD	PCT. RANK	GAMES	SCHEDULE		OF SCHEDULE	RPI	RPI	RPI	RPI
DIV. I ONLY		24-19-0	.55814	99	9-6-0		155	245	105	.52005	105
DIV. I NON-CONF.		9-11-0	.45	179	1-0-0		6	239	45	.55586	45
TOTALS		RPI 1-25	RPI 26-50		W-L RECORDS		RPI 51-100		RPI 101-150		RPI 150+
24-19-0		0-3-0	0-0-0		OVERALL		0-2-0		4-3-0		20-11-0
9-3-0		0-0-0	0-0-0		HOME		0-0-0		1-0-0		8-3-0
12-14-0		0-3-0	0-0-0		AWAY		0-2-0		2-3-0		10-6-0
3-2-0		0-0-0	0-0-0		NEUTRAL		0-0-0		1-0-0		2-2-0
9-11-0		0-3-0	0-0-0		NON-CONFERENCE		0-2-0		4-3-0		5-3-0
1-1-0		0-0-0	0-0-0		HOME		0-0-0		1-0-0		0-1-0
7-9-0		0-3-0	0-0-		AWAY		0-2-0		2-3-0		5-1-0
1-1-0		0-0-0	0-0-0		NEUTRAL		0-0-0		1-0-0		0-1-0
15-8-0		0-0-0	0-0-0		CONFERENCE		0-0-0		0-0-0		15-8-0
8-2-0		0-0-0	0-0-0		HOME		0-0-0		0-0-0		8-2-0
5-5-0		0-0-0	0-0-0		AWAY		0-0-0		0-0-0		5-5-0
2-1-0		0-0-0	0-0-0		NEUTRAL		0-0-0		0-0-0		2-1-0
RPI S	Opponent	Score	RPI S	Opponent	Score	RPI S	Opponent	Score	RPI S	Opponent	Score
2 A	Louisville	2 4				80 A	Old Dominion	4 10	122 N	Penn St.	6 2
2 A	Louisville	0 11				80 A	Old Dominion	6 7	135 A	St. John's (NY)	9 4
2 A	Louisville	1 9							145 A	Navy	0 1
									145 A	Navy	0 1
									145 A	Navy	0 7
									145 A	Navy	4 1
									147 H	Seton Hall	7 4
									174 A	Georgetown	4 0
									174 A	Georgetown	8 4
									174 A	Georgetown	3 4
									174 A	Georgetown	7 3
									178 A	Columbia	4 5
									178 A	Columbia	6 2
									178 A	Columbia	4 8
									178 A	Columbia	7 8
									180 H	Monmouth	3 7
									195 A	Richmond	5 3
									210 A	Yale	3 6
									210 A	Yale	1 6
									210 N	Yale	6 2
									210 N	Yale	2 1
									210 N	Yale	7 8
									224 H	Dartmouth	2 1
									224 H	Dartmouth	9 8
									233 H	Penn	5 1
									233 H	Penn	2 5
									233 H	Penn	3 1
			LAST 15 GAMES								
			210 N	Yale	2 1	178 A	Columbia	4 5	224 H	Dartmouth	2 1
			210 N	Yale	6 2	178 A	Columbia	7 8	224 H	Dartmouth	9 8
			210 N	Yale	7 8	178 A	Columbia	4 8	233 H	Penn	5 1
			250 H	Cornell	3 4				233 H	Penn	2 5
			250 H	Cornell	7 2				233 H	Penn	3 1

Non-Div. I Games:

Princeton

250	A	Cornell	4	3
250	A	Cornell	6	1

RPI	S	Opponent	Score	
233	H	Penn	7	2
235	A	Brown	25	7
235	A	Brown	11	9
236	H	Harvard	14	5
236	H	Harvard	4	1
250	A	Cornell	6	1
250	A	Cornell	4	3
250	H	Cornell	3	4
250	H	Cornell	7	2
269	A	Rider	7	2
279	N	NYIT	1	2

Princeton

P
r
i
n
c
e
t
o
n

P
r
i
n
c
e
t
o
n

Average RPI Win: 181		WON-LOST	WINNING	LAST 15	STRENGTH OF		OPP. STRENGTH	TEAM	ADJ	CONF.	ADJ CONF.
Average RPI Loss: 115		RECORD	PCT. RANK	GAMES	SCHEDULE		OF SCHEDULE	RPI	RPI	RPI	RPI
DIV. I ONLY		32-24-0	.57143	91	6-9-0		111	168	106	.51877	106
DIV. I NON-CONF.		17-12-0	.58621	93	0-3-0		116	185	111	.51665	111
TOTALS		RPI 1-25	RPI 26-50		W-L RECORDS		RPI 51-100		RPI 101-150		RPI 150+
32-24-0		1-5-0	3-2-0		OVERALL		3-3-0		1-3-0		24-11-0
22-9-0		0-1-0	3-1-0		HOME		1-1-0		1-2-0		17-4-0
9-13-0		1-4-0	0-1-0		AWAY		2-2-0		0-0-0		6-6-0
1-2-0		0-0-0	0-0-0		NEUTRAL		0-0-0		0-1-0		1-1-0
17-12-0		0-3-0	3-2-0		NON-CONFERENCE		3-3-0		0-0-0		11-4-0
14-5-0		0-1-0	3-1-0		HOME		1-1-0		0-0-0		10-2-0
3-7-0		0-2-0	0-0-		AWAY		2-2-0		0-0-0		1-2-0
0-0-0		0-0-0	0-0-0		NEUTRAL		0-0-0		0-0-0		0-0-0
15-12-0		1-2-0	0-0-0		CONFERENCE		0-0-0		1-3-0		13-7-0
8-4-0		0-0-0	0-0-0		HOME		0-0-0		1-2-0		7-2-0
6-6-0		1-2-0	0-0-0		AWAY		0-0-0		0-0-0		5-4-0
1-2-0		0-0-0	0-0-0		NEUTRAL		0-0-0		0-1-0		1-1-0
RPI S	Opponent	Score	RPI S	Opponent	Score	RPI S	Opponent	Score	RPI S	Opponent	Score
12 A	Coastal Caro.	5 2	33 A	UNCW	6 11	60 A	Maryland	5 13	114 H	Liberty	10 11
12 A	Coastal Caro.	0 4	33 H	UNCW	1 5	60 A	Maryland	4 3	114 H	Liberty	11 8
12 A	Coastal Caro.	5 17	36 H	East Carolina	5 1	60 A	Maryland	7 2	114 H	Liberty	3 16
19 A	North Carolina	1 8	41 H	Wright St.	5 4	76 A	UNCG	5 13	114 N	Liberty	1 6
25 A	Wake Forest	3 8	41 H	Wright St.	11 6	76 H	UNCG	3 9	155 A	Gardner-Webb	5 2
25 H	Wake Forest	2 9				76 H	UNCG	15 5	155 A	Gardner-Webb	1 3
									155 A	Gardner-Webb	0 9
									157 H	Longwood	3 4
									157 H	Longwood	7 2
									157 H	Longwood	2 1
									157 N	Longwood	13 18
									161 A	Campbell	3 4
									161 A	Campbell	11 1
									161 A	Campbell	3 4
									167 A	Davidson	5 6
									170 H	Winthrop	7 2
									170 H	Winthrop	4 2
									170 H	Winthrop	2 6
									170 N	Winthrop	6 2
									204 H	Radford	7 0
									204 H	Radford	9 5
									204 H	Radford	7 2
									207 A	Elon	8 2
									207 H	Elon	17 16
									234 H	Dayton	10 9
									234 H	Dayton	3 0
									234 H	Dayton	1 5
LAST 15 GAMES			157 N	Longwood	13 18	161 A	Campbell	3 4	207 A	Elon	8 2
			170 N	Winthrop	6 2	161 A	Campbell	3 4	207 H	Elon	17 16
			114 N	Liberty	1 6	25 H	Wake Forest	2 9	234 H	Dayton	10 9
			114 H	Liberty	3 16				234 H	Dayton	3 0
			114 H	Liberty	11 8				234 H	Dayton	1 5

Non-Div. I Games:

High Point

High Point

114 H Liberty	10	11
161 A Campbell	11	1

Through Games Of May 29, 2016

RPI	S	Opponent	Score	
252	H	Marist	6	8
252	H	Marist	4	2
252	H	Marist	9	7
269	H	Rider	4	2
269	H	Rider	10	2
269	H	Rider	6	4
277	H	La Salle	4	0
277	H	La Salle	5	1
278	A	N.C. Central	1	14
285	A	UNC Asheville	11	2
285	A	UNC Asheville	8	0
285	A	UNC Asheville	6	4

High Point

H
i
g
h
P
o
i
n
t

H
i
g
h
P
o
i
n
t

RutgersR
u
t
g
e
r
s

Rutgers

60	A	Maryland	7	5
60	A	Maryland	5	4

RPI	S	Opponent	Score	
295	H	Saint Peter's	10	1

R
u
t
g
e
r
s

R
u
t
g
e
r
s

Rutgers

Average RPI Win:		165	WON-LOST RECORD		WINNING PCT. RANK		LAST 15 GAMES		STRENGTH OF SCHEDULE		OPP. STRENGTH OF SCHEDULE		TEAM RPI		ADJ RPI		CONF. RPI		ADJ CONF. RPI	
DIV. I ONLY			27-32-0		.45763 184		7-8-0		40		134		108		.51838 108		15		15	
DIV. I NON-CONF.			15-18-0		.45455 174		1-1-0		16		69		76		.5374 75		17		17	
TOTALS		RPI 1-25		RPI 26-50		W-L RECORDS		RPI 51-100		RPI 101-150		RPI 150+								
27-32-0		1-6-0		1-1-0		OVERALL		3-9-0		5-7-0		17-9-0								
13-11-0		0-1-0		1-0-0		HOME		2-4-0		3-2-0		7-4-0								
11-18-0		1-5-0		0-1-0		AWAY		0-3-0		2-4-0		8-5-0								
3-3-0		0-0-0		0-0-0		NEUTRAL		1-2-0		0-1-0		2-0-0								
15-18-0		1-6-0		1-1-0		NON-CONFERENCE		1-3-0		3-5-0		9-3-0								
7-5-0		0-1-0		1-0-0		HOME		1-2-0		1-1-0		4-1-0								
8-12-0		1-5-0		0-0-		AWAY		0-0-0		2-4-0		5-2-0								
0-1-0		0-0-0		0-0-0		NEUTRAL		0-1-0		0-0-0		0-0-0								
12-14-0		0-0-0		0-0-0		CONFERENCE		2-6-0		2-2-0		8-6-0								
6-6-0		0-0-0		0-0-0		HOME		1-2-0		2-1-0		3-3-0								
3-6-0		0-0-0		0-0-0		AWAY		0-3-0		0-0-0		3-3-0								
3-2-0		0-0-0		0-0-0		NEUTRAL		1-1-0		0-1-0		2-0-0								
RPI	S	Opponent		Score		RPI	S	Opponent		Score		RPI	S	Opponent		Score				
1	A	Florida		2	4	27	A	Fla. Atlantic		2	5	56	H	Illinois		2	4			
1	A	Florida		4	8	27	H	Fla. Atlantic		3	2	56	H	Illinois		2	4			
1	A	Florida		3	12							56	H	Illinois		3	2			
3	A	Miami (FL)		3	8							64	H	North Florida		10	11			
3	A	Miami (FL)		2	6							64	H	North Florida		4	2			
3	H	Miami (FL)		0	4							64	H	North Florida		3	6			
13	A	Florida St.		11	8							64	N	North Florida		3	2			
												64	N	North Florida		6	12			
												77	N	Michigan St.		6	7			
												86	A	Jacksonville		0	5			
												86	A	Jacksonville		3	4			
												86	A	Jacksonville		3	6			

Non-Div. I Games:

FGCU

162 H Kennesaw St.	7	8
162 H Kennesaw St.	1	7

RPI	S	Opponent	Score	
216	H	Quinnipiac	8	4
216	H	Quinnipiac	9	10
222	A	USC Upstate	18	21
222	A	USC Upstate	3	7
222	A	USC Upstate	15	13
247	A	ETSU	7	4
247	A	ETSU	4	6
247	A	ETSU	11	10
263	H	NJIT	6	5
263	H	NJIT	10	1
263	H	NJIT	4	3

F
G
C
U

F
G
C
U

Average RPI Win: 197		WON-LOST	WINNING	LAST 15	STRENGTH OF		OPP. STRENGTH	TEAM	ADJ		CONF.	ADJ CONF.
Average RPI Loss: 187		RECORD	PCT. RANK	GAMES	SCHEDULE		OF SCHEDULE	RPI	RPI		RPI	RPI
DIV. I ONLY		30-23-0	.56604	95	12-3-0		200	256	109		20	20
DIV. I NON-CONF.		8-18-0	.30769	254	2-1-0		224	290	243		18	18
TOTALS		RPI 1-25	RPI 26-50		W-L RECORDS		RPI 51-100		RPI 101-150		RPI 150+	
30-23-0		0-0-0	0-0-0		OVERALL		4-3-0		0-5-0		26-15-0	
14-1-0		0-0-0	0-0-0		HOME		3-0-0		0-0-0		11-1-0	
13-22-0		0-0-0	0-0-0		AWAY		0-3-0		0-5-0		13-14-0	
3-0-0		0-0-0	0-0-0		NEUTRAL		1-0-0		0-0-0		2-0-0	
8-18-0		0-0-0	0-0-0		NON-CONFERENCE		0-3-0		0-5-0		8-10-0	
3-0-0		0-0-0	0-0-0		HOME		0-0-0		0-0-0		3-0-0	
5-18-0		0-0-0	0-0-		AWAY		0-3-0		0-5-0		5-10-0	
0-0-0		0-0-0	0-0-0		NEUTRAL		0-0-0		0-0-0		0-0-0	
22-5-0		0-0-0	0-0-0		CONFERENCE		4-0-0		0-0-0		18-5-0	
11-1-0		0-0-0	0-0-0		HOME		3-0-0		0-0-0		8-1-0	
8-4-0		0-0-0	0-0-0		AWAY		0-0-0		0-0-0		8-4-0	
3-0-0		0-0-0	0-0-0		NEUTRAL		1-0-0		0-0-0		2-0-0	
RPI S	Opponent	Score	RPI S	Opponent	Score	RPI S	Opponent	Score	RPI S	Opponent	Score	
						66 H	Hartford	5 3	122 A	Penn St.	2 5	
						66 H	Hartford	10 9	148 A	Delaware	4 5	
						66 H	Hartford	12 1	148 A	Delaware	2 4	
						66 N	Hartford	9 6	148 A	Delaware	7 9	
						76 A	UNCG	4 19	148 A	Delaware	2 13	
						76 A	UNCG	2 5	160 H	Stony Brook	7 3	
						76 A	UNCG	9 10	160 H	Stony Brook	11 5	
									160 H	Stony Brook	2 0	
									160 N	Stony Brook	6 3	
									171 A	UMBC	6 4	
									171 A	UMBC	7 5	
									171 A	UMBC	4 5	
									192 A	Houston Baptist	11 9	
									192 A	Houston Baptist	3 4	
									192 A	Houston Baptist	4 11	
									192 A	Houston Baptist	5 8	
									211 A	Albany (NY)	3 2	
									211 A	Albany (NY)	3 4	
									211 A	Albany (NY)	13 5	
									211 H	Albany (NY)	8 6	
									211 H	Albany (NY)	7 4	
									211 H	Albany (NY)	9 4	
									211 N	Albany (NY)	6 3	
									219 A	UMass Lowell	7 8	
									219 A	UMass Lowell	5 0	
									219 A	UMass Lowell	1 2	
									223 A	St. Bonaventure	4 2	
			LAST 15 GAMES									
			160 N	Stony Brook	6 3	211 A	Albany (NY)	3 2	211 N	Albany (NY)	6 3	
			66 N	Hartford	9 6	211 A	Albany (NY)	13 5	219 A	UMass Lowell	7 8	
			211 N	Albany (NY)	6 3	242 A	Siena	7 8	219 A	UMass Lowell	5 0	
			240 H	Maine	7 12				219 A	UMass Lowell	1 2	
			240 H	Maine	4 2				223 A	St. Bonaventure	4 2	

Non-Div. I Games:

Binghamton

Binghamton

240 H Maine	7	3
211 A Albany (NY)	3	4

Through Games Of May 29, 2016

RPI	S	Opponent	Score	
233	A	Penn	0	1
233	A	Penn	2	6
233	A	Penn	7	0
240	A	Maine	2	0
240	A	Maine	6	1
240	A	Maine	8	1
240	H	Maine	4	2
240	H	Maine	7	3
240	H	Maine	7	12
242	A	Siena	7	8
250	A	Cornell	2	3
252	A	Marist	15	7
252	A	Marist	1	6
257	A	VMI	15	10
257	A	VMI	1	2
257	A	VMI	9	15
261	H	Bucknell	14	2
279	H	NYIT	3	2
279	H	NYIT	23	1

Binghamton

B
i
n
g
h
a
m
t
o
n

B
i
n
g
h
a
m
t
o
n

Average RPI Win: 169		WON-LOST	WINNING	LAST 15	STRENGTH OF		OPP. STRENGTH	TEAM	ADJ	CONF.	ADJ CONF.
Average RPI Loss: 78		RECORD	PCT. RANK	GAMES	SCHEDULE		OF SCHEDULE	RPI	RPI	RPI	RPI
DIV. I ONLY		29-27-0	.51786	132	11-4-0		83	147	110	.51747	110
DIV. I NON-CONF.		12-11-0	.52174	133	3-0-0		135	229	143	.50083	143
TOTALS		RPI 1-25	RPI 26-50		W-L RECORDS		RPI 51-100		RPI 101-150		RPI 150+
29-27-0		0-1-0	4-9-0		OVERALL		5-12-0		5-2-0		15-3-0
21-6-0		0-0-0	4-2-0		HOME		0-3-0		4-0-0		13-1-0
6-18-0		0-1-0	0-5-0		AWAY		4-9-0		0-1-0		2-2-0
2-3-0		0-0-0	0-2-0		NEUTRAL		1-0-0		1-1-0		0-0-0
12-11-0		0-1-0	0-3-0		NON-CONFERENCE		1-6-0		2-1-0		9-0-0
9-3-0		0-0-0	0-0-0		HOME		0-3-0		1-0-0		8-0-0
2-7-0		0-1-0	0-0-		AWAY		1-3-0		0-1-0		1-0-0
1-1-0		0-0-0	0-1-0		NEUTRAL		0-0-0		1-0-0		0-0-0
17-16-0		0-0-0	4-6-0		CONFERENCE		4-6-0		3-1-0		6-3-0
12-3-0		0-0-0	4-2-0		HOME		0-0-0		3-0-0		5-1-0
4-11-0		0-0-0	0-3-0		AWAY		3-6-0		0-0-0		1-2-0
1-2-0		0-0-0	0-1-0		NEUTRAL		1-0-0		0-1-0		0-0-0
RPI S	Opponent	Score	RPI S	Opponent	Score	RPI S	Opponent	Score	RPI S	Opponent	Score
9 A	Vanderbilt	6 8	34 A	Sam Houston St.	3 6	54 A	Southeast Mo. St.	1 0	104 H	SFA	5 4
			34 A	Sam Houston St.	7 9	54 A	Southeast Mo. St.	2 6	104 H	SFA	3 2
			34 A	Sam Houston St.	0 2	54 A	Southeast Mo. St.	0 6	104 H	SFA	9 7
			34 N	Sam Houston St.	2 12	69 A	Oklahoma	0 3	104 N	SFA	4 10
			40 H	Southeastern La.	3 2	75 A	Lamar	6 7	129 A	Little Rock	5 6
			40 H	Southeastern La.	3 2	75 A	Lamar	2 9	129 H	Little Rock	6 1
			40 H	Southeastern La.	13 5	75 A	Lamar	5 19	129 N	Little Rock	7 6
			44 A	Oregon St.	2 6	75 N	Lamar	3 0	181 A	Nicholls St.	7 2
			44 A	Oregon St.	1 7	84 A	New Orleans	4 3	181 A	Nicholls St.	2 8
			44 N	Oregon St.	2 6	84 A	New Orleans	3 7	181 A	Nicholls St.	5 6
			46 H	Northwestern St.	5 7	84 A	New Orleans	9 7	192 H	Houston Baptist	11 0
			46 H	Northwestern St.	6 3	87 H	Missouri St.	5 6	192 H	Houston Baptist	8 7
			46 H	Northwestern St.	2 3	87 H	Missouri St.	1 12	192 H	Houston Baptist	2 3
						87 H	Missouri St.	6 10	193 H	Tennessee Tech	14 6
						98 A	McNeese St.	3 5	271 A	Ark.-Pine Bluff	9 0
						98 A	McNeese St.	4 6	271 H	Ark.-Pine Bluff	4 0
						98 A	McNeese St.	5 4	271 H	Ark.-Pine Bluff	4 3
									272 H	Eastern Ill.	4 3
									272 H	Eastern Ill.	9 1
									272 H	Eastern Ill.	4 2
									272 H	Eastern Ill.	6 5
									275 H	Incarnate Word	9 0
						98 A	McNeese St.	4 6	275 H	Incarnate Word	21 10
						98 A	McNeese St.	3 5	275 H	Incarnate Word	20 4
						98 A	McNeese St.	5 4	300 H	Mississippi Val.	11 1
LAST 15 GAMES											
			104 N	SFA	4 10						
			34 N	Sam Houston St.	2 12						
			75 N	Lamar	3 0						
			40 H	Southeastern La.	3 2						
			40 H	Southeastern La.	3 2						

Non-Div. I Games:

Central Ark.

40	H	Southeastern La.	13	5
129	N	Little Rock	7	6

C
e
n
t
r
a
l
A
r
k
.

C
e
n
t
r
a
l
A
r
k
.

Average RPI Win:	158	WON-LOST RECORD	WINNING PCT. RANK	LAST 15 GAMES	STRENGTH OF SCHEDULE	OPP. STRENGTH OF SCHEDULE	TEAM RPI	ADJ RPI	CONF. RPI	ADJ CONF. RPI	
DIV. I ONLY		25-21-0	.54348 112	9-5-0	183	145	111	.51702 111	9	9	
DIV. I NON-CONF.		12-10-0	.54545 119	0-0-0	272	226	155	.49439 155	12	12	
<hr/>											
TOTALS	RPI 1-25	RPI 26-50		W-L RECORDS	RPI 51-100		RPI 101-150		RPI 150+		
25-21-0	2-1-0	1-0-0		OVERALL	5-8-0		5-4-0		12-8-0		
5-4-0	2-1-0	0-0-0		HOME	2-3-0		0-0-0		1-0-0		
10-13-0	0-0-0	0-0-0		AWAY	1-3-0		5-4-0		4-6-0		
10-4-0	0-0-0	1-0-0		NEUTRAL	2-2-0		0-0-0		7-2-0		
12-10-0	0-0-0	1-0-0		NON-CONFERENCE	2-3-0		1-2-0		8-5-0		
1-0-0	0-0-0	0-0-0		HOME	0-0-0		0-0-0		1-0-0		
3-8-0	0-0-0	0-0-		AWAY	1-3-0		1-2-0		1-3-0		
8-2-0	0-0-0	1-0-0		NEUTRAL	1-0-0		0-0-0		6-2-0		
13-11-0	2-1-0	0-0-0		CONFERENCE	3-5-0		4-2-0		4-3-0		
4-4-0	2-1-0	0-0-0		HOME	2-3-0		0-0-0		0-0-0		
7-5-0	0-0-0	0-0-0		AWAY	0-0-0		4-2-0		3-3-0		
2-2-0	0-0-0	0-0-0		NEUTRAL	1-2-0		0-0-0		1-0-0		
RPI S	Opponent	Score	RPI S	Opponent	Score	RPI S	Opponent	Score	RPI S	Opponent	Score
22 H	Dallas Baptist	3 2	30 N	Gonzaga	5 4	70 H	Indiana St.	2 6	101 A	Austin Peay	1 7
22 H	Dallas Baptist	2 1				70 H	Indiana St.	2 4	101 A	Austin Peay	4 8
22 H	Dallas Baptist	3 4				70 H	Indiana St.	5 3	101 A	Austin Peay	9 7
						72 A	Iowa	6 7	125 A	Southern Ill.	2 1
						87 H	Missouri St.	2 1	125 A	Southern Ill.	7 1
						87 H	Missouri St.	3 8	125 A	Southern Ill.	6 1
						87 N	Missouri St.	2 3	138 A	Evansville	0 2
						87 N	Missouri St.	10 0	138 A	Evansville	4 3
						87 N	Missouri St.	3 13	138 A	Evansville	6 7
						96 N	Notre Dame	4 3	184 A	Wichita St.	9 10
						98 A	McNeese St.	1 3	184 A	Wichita St.	8 4
						98 A	McNeese St.	5 3	184 A	Wichita St.	5 7
						98 A	McNeese St.	3 9	184 N	Wichita St.	5 2
									217 N	Western Mich.	3 6
									217 N	Western Mich.	16 5
									220 A	Illinois St.	5 3
									220 A	Illinois St.	10 2
									220 A	Illinois St.	3 4
									224 N	Dartmouth	7 2
									245 N	Lehigh	2 1
									255 A	Northwestern	1 5
									261 N	Bucknell	8 2
									261 N	Bucknell	10 8
									261 N	Bucknell	12 4
									267 H	Western Ill.	6 3
									275 A	Incarnate Word	2 6
									276 A	Butler	1 3
<hr/>											
LAST 15 GAMES											
			87 N	Missouri St.	2 3	70 H	Indiana St.	2 6			
			87 N	Missouri St.	3 13	70 H	Indiana St.	2 4			
			87 N	Missouri St.	10 0	70 H	Indiana St.	5 3			
			184 N	Wichita St.	5 2						
			125 A	Southern Ill.	2 1						
<hr/>											
Non-Div. I Games:	Robert Morris-S'fiel	12 0	Robert Morris-Peoria	9 0	Illinois Col.	17 1	MacMurray	11 2	Bradley		

125	A	Southern Ill.	7	1
125	A	Southern Ill.	6	1

RPI	S	Opponent	Score	
276	A	Butler	9	5
282	N	Texas Southern	7	9

Bradley

B
r
a
d
l
e
y

B
r
a
d
l
e
y

Average RPI Win:		205	WON-LOST RECORD		WINNING PCT. RANK		LAST 15 GAMES		STRENGTH OF SCHEDULE		OPP. STRENGTH OF SCHEDULE		TEAM RPI		ADJ RPI		CONF. RPI		ADJ CONF. RPI	
DIV. I ONLY			37-21-0		.63793 52		9-6-0		217		217		112		.51699 112		28		28	
DIV. I NON-CONF.			14-13-0		.51852 141		1-1-0		151		100		147		.49826 147		27		27	
TOTALS		RPI 1-25		RPI 26-50		W-L RECORDS		RPI 51-100		RPI 101-150		RPI 150+								
37-21-0		0-0-0		3-2-0		OVERALL		2-6-0		4-8-0		28-5-0								
24-4-0		0-0-0		3-1-0		HOME		1-1-0		0-0-0		20-2-0								
11-14-0		0-0-0		0-1-0		AWAY		1-5-0		3-6-0		7-2-0								
2-3-0		0-0-0		0-0-0		NEUTRAL		0-0-0		1-2-0		1-1-0								
14-13-0		0-0-0		3-2-0		NON-CONFERENCE		2-6-0		0-3-0		9-2-0								
13-3-0		0-0-0		3-1-0		HOME		1-1-0		0-0-0		9-1-0								
1-9-0		0-0-0		0-0-		AWAY		1-5-0		0-3-0		0-0-0								
0-1-0		0-0-0		0-0-0		NEUTRAL		0-0-0		0-0-0		0-1-0								
23-8-0		0-0-0		0-0-0		CONFERENCE		0-0-0		4-5-0		19-3-0								
11-1-0		0-0-0		0-0-0		HOME		0-0-0		0-0-0		11-1-0								
10-5-0		0-0-0		0-0-0		AWAY		0-0-0		3-3-0		7-2-0								
2-2-0		0-0-0		0-0-0		NEUTRAL		0-0-0		1-2-0		1-0-0								
RPI	S	Opponent	Score	RPI	S	Opponent	Score	RPI	S	Opponent	Score	RPI	S	Opponent	Score					
				44	A	Oregon St.	4 5	55	A	Washington	4 12	120	A	UC Irvine	4 8					
				50	H	Minnesota	5 4	55	A	Washington	1 3	120	A	UC Irvine	2 3					
				50	H	Minnesota	2 12	55	H	Washington	3 2	120	A	UC Irvine	0 4					
				50	H	Minnesota	13 3	57	A	St. Mary's (CA)	0 1	130	A	Utah Valley	8 9					
				50	H	Minnesota	4 1	57	A	St. Mary's (CA)	2 5	130	A	Utah Valley	5 3					
								57	A	St. Mary's (CA)	5 10	130	A	Utah Valley	1 0					
								57	A	St. Mary's (CA)	4 1	130	N	Utah Valley	0 4					
								85	H	Oregon	4 6	130	N	Utah Valley	8 13					
												146	A	New Mexico St.	5 7					
												146	A	New Mexico St.	10 9					
												146	A	New Mexico St.	5 8					
												146	N	New Mexico St.	12 10					
												166	H	Oakland	2 0					
												166	H	Oakland	7 1					
												166	H	Oakland	10 1					
												166	H	Oakland	4 5					
												172	A	Sacramento St.	6 3					
												172	A	Sacramento St.	3 0					
												172	A	Sacramento St.	3 6					
												172	N	Sacramento St.	5 4					
												177	H	Washington St.	7 4					
												213	H	Grand Canyon	10 3					
												213	H	Grand Canyon	4 1					
												213	H	Grand Canyon	4 8					
												231	H	Portland	4 3					
												231	N	Portland	3 4					
												256	H	CSU Bakersfield	10 4					
LAST 15 GAMES				LAST 15 GAMES				LAST 15 GAMES				LAST 15 GAMES								
				130	N	Utah Valley	0 4	268	H	Northern Colo.	8 1	213	H	Grand Canyon	4 1					
				146	N	New Mexico St.	12 10	268	H	Northern Colo.	4 2	213	H	Grand Canyon	4 8					
				130	N	Utah Valley	8 13	268	H	Northern Colo.	10 3	231	H	Portland	4 3					
				172	N	Sacramento St.	5 4					231	N	Portland	3 4					
				172	A	Sacramento St.	6 3					256	H	CSU Bakersfield	10 4					

Non-Div. I Games:

Seattle

Seattle

172 A Sacramento St.	3	0
172 A Sacramento St.	3	6

Through Games Of May 29, 2016

RPI	S	Opponent	Score	
256	H	CSU Bakersfield	7	3
256	H	CSU Bakersfield	6	3
262	H	Bowling Green	3	0
262	H	Bowling Green	9	3
262	H	Bowling Green	7	0
262	H	Bowling Green	7	0
268	H	Northern Colo.	10	3
268	H	Northern Colo.	4	2
268	H	Northern Colo.	8	1
281	H	UTRGV	6	4
281	H	UTRGV	7	4
281	H	UTRGV	5	3
290	A	North Dakota	2	15
290	A	North Dakota	12	6
290	A	North Dakota	7	5
293	A	Chicago St.	14	1
293	A	Chicago St.	12	2
293	A	Chicago St.	12	4

Seattle

S
e
a
t
t
l
e

S
e
a
t
t
l
e

Average RPI Win:		203	WON-LOST RECORD		WINNING PCT. RANK		LAST 15 GAMES		STRENGTH OF SCHEDULE		OPP. STRENGTH OF SCHEDULE		TEAM RPI		ADJ RPI		CONF. RPI		ADJ CONF. RPI	
DIV. I ONLY			30-25-0		.54545 110		11-4-0		152		196		113		.51685 113		24		24	
DIV. I NON-CONF.			8-19-0		.2963 261		0-3-0		115		85		191		.47764 191		25		25	
TOTALS		RPI 1-25		RPI 26-50		W-L RECORDS		RPI 51-100		RPI 101-150		RPI 150+								
30-25-0		0-3-0		0-2-0		OVERALL		3-7-0		2-2-0		25-11-0								
11-7-0		0-0-0		0-2-0		HOME		2-2-0		0-0-0		9-3-0								
15-17-0		0-3-0		0-0-0		AWAY		1-4-0		2-2-0		12-8-0								
4-1-0		0-0-0		0-0-0		NEUTRAL		0-1-0		0-0-0		4-0-0								
8-19-0		0-3-0		0-2-0		NON-CONFERENCE		1-6-0		0-1-0		7-7-0								
1-5-0		0-0-0		0-2-0		HOME		0-1-0		0-0-0		1-2-0								
7-13-0		0-3-0		0-0-		AWAY		1-4-0		0-1-0		6-5-0								
0-1-0		0-0-0		0-0-0		NEUTRAL		0-1-0		0-0-0		0-0-0								
22-6-0		0-0-0		0-0-0		CONFERENCE		2-1-0		2-1-0		18-4-0								
10-2-0		0-0-0		0-0-0		HOME		2-1-0		0-0-0		8-1-0								
8-4-0		0-0-0		0-0-0		AWAY		0-0-0		2-1-0		6-3-0								
4-0-0		0-0-0		0-0-0		NEUTRAL		0-0-0		0-0-0		4-0-0								
RPI	S	Opponent		Score		RPI	S	Opponent		Score		RPI	S	Opponent		Score				
13	A	Florida St.		1	19	28	H	Bryant		5	6	51	A	UConn		4	14			
13	A	Florida St.		4	23	39	H	Boston College		1	2	60	A	Maryland		10	13			
13	A	Florida St.		1	8							60	A	Maryland		0	1			
												60	A	Maryland		2	1			
												66	A	Hartford		13	14			
												66	H	Hartford		1	7			
												70	N	Indiana St.		2	8			
												74	H	VCU		3	7			
												74	H	VCU		7	3			
												74	H	VCU		5	1			
														170 A Winthrop		7	8			
														170 A Winthrop		4	8			
														170 A Winthrop		11	7			
														201 A Fordham		0	8			
														201 A Fordham		2	4			
														201 A Fordham		3	1			
														201 N Fordham		10	1			
														202 H Central Conn. St.		5	1			
														216 H Quinnipiac		1	2			
														223 H St. Bonaventure		3	1			
														223 H St. Bonaventure		4	1			
														223 H St. Bonaventure		6	3			
														225 A Towson		1	7			
														225 A Towson		7	2			
														225 A Towson		9	4			
														234 H Dayton		6	4			
														234 H Dayton		4	3			
LAST 15 GAMES						51	A	UConn		4	14	225	A	Towson		1	7			
						167	N	Davidson		15	2	251	H	Massachusetts		3	6			
						167	N	Davidson		13	4	251	H	Massachusetts		11	8			
						201	N	Fordham		10	1									
						277	A	La Salle		7	5									
						277	A	La Salle		7	1									

Non-Div. I Games:

Rhode Island

277	A	La Salle	6	0
66	H	Hartford	1	7

RPI	S	Opponent	Score	
234	H	Dayton	5	3
235	A	Brown	10	6
240	A	Maine	6	4
240	A	Maine	0	1
251	H	Massachusetts	3	1
251	H	Massachusetts	11	8
251	H	Massachusetts	3	6
274	A	George Mason	1	2
274	A	George Mason	5	2
274	A	George Mason	4	3
277	A	La Salle	6	0
277	A	La Salle	7	1
277	A	La Salle	7	5

R
h
o
d
e
I
s
l
a
n
d

R
h
o
d
e
I
s
l
a
n
d

Average RPI Win: 152		WON-LOST	WINNING	LAST 15	STRENGTH OF		OPP. STRENGTH	TEAM	ADJ	CONF.	ADJ CONF.
Average RPI Loss: 110		RECORD	PCT. RANK	GAMES	SCHEDULE		OF SCHEDULE	RPI	RPI	RPI	RPI
DIV. I ONLY		31-28-0	.52542	128	94		106	114	.51659	114	17
DIV. I NON-CONF.		16-15-0	.51613	145	28		58	97	.52924	97	19
TOTALS		RPI 1-25	RPI 26-50		W-L RECORDS		RPI 51-100		RPI 101-150		RPI 150+
31-28-0		0-5-0	1-3-0		OVERALL		9-6-0		5-1-0		16-13-0
18-11-0		0-4-0	0-1-0		HOME		6-4-0		2-0-0		10-2-0
7-15-0		0-0-0	0-1-0		AWAY		1-2-0		2-1-0		4-11-0
6-2-0		0-1-0	1-1-0		NEUTRAL		2-0-0		1-0-0		2-0-0
16-15-0		0-1-0	1-3-0		NON-CONFERENCE		9-6-0		2-0-0		4-5-0
10-7-0		0-1-0	0-1-0		HOME		6-4-0		2-0-0		2-1-0
3-7-0		0-0-0	0-0-		AWAY		1-2-0		0-0-0		2-4-0
3-1-0		0-0-0	1-1-0		NEUTRAL		2-0-0		0-0-0		0-0-0
15-13-0		0-4-0	0-0-0		CONFERENCE		0-0-0		3-1-0		12-8-0
8-4-0		0-3-0	0-0-0		HOME		0-0-0		0-0-0		8-1-0
4-8-0		0-0-0	0-0-0		AWAY		0-0-0		2-1-0		2-7-0
3-1-0		0-1-0	0-0-0		NEUTRAL		0-0-0		1-0-0		2-0-0
RPI S	Opponent	Score	RPI S	Opponent	Score	RPI S	Opponent	Score	RPI S	Opponent	Score
12 H	Coastal Caro.	3 12	26 A	Duke	1 6	51 H	UConn	8 5	106 A	High Point	16 3
12 H	Coastal Caro.	3 17	26 H	Duke	7 8	51 H	UConn	5 7	106 A	High Point	8 11
12 H	Coastal Caro.	6 14	26 N	Duke	1 0	51 H	UConn	5 4	106 A	High Point	11 10
12 N	Coastal Caro.	0 1	35 N	Ohio St.	4 5	60 A	Maryland	9 10	106 N	High Point	6 1
17 H	Virginia	3 7				60 H	Maryland	5 4	138 H	Evansville	5 3
						63 N	Marshall	9 8	138 H	Evansville	5 2
						63 N	Marshall	7 3	157 N	Longwood	9 3
						71 H	Kent St.	0 2	161 A	Campbell	3 0
						71 H	Kent St.	5 6	161 A	Campbell	1 2
						71 H	Kent St.	1 8	161 A	Campbell	1 2
						71 H	Kent St.	4 2	169 A	South Fla.	5 6
						80 A	Old Dominion	6 7	169 A	South Fla.	10 11
						80 H	Old Dominion	7 6	169 A	South Fla.	4 0
						100 A	William & Mary	10 7	170 A	Winthrop	5 7
						100 H	William & Mary	8 4	170 A	Winthrop	5 6
									170 A	Winthrop	5 11
									195 A	Richmond	9 10
									199 A	Virginia Tech	22 7
									199 H	Virginia Tech	10 11
									202 H	Central Conn. St.	5 1
									202 H	Central Conn. St.	7 5
									204 H	Radford	14 8
									204 H	Radford	7 2
									204 H	Radford	11 5
									204 N	Radford	11 10
									207 A	Elon	5 10
									208 A	Presbyterian	7 9
LAST 15 GAMES											
			12 N	Coastal Caro.	0 1	204 H	Radford	14 8			
			204 N	Radford	11 10	204 H	Radford	7 2			
			157 N	Longwood	9 3	204 H	Radford	11 5			
			106 N	High Point	6 1						
			106 A	High Point	16 3						

Non-Div. I Games:

Liberty

106 A High Point	11	10
106 A High Point	8	11

RPI	S	Opponent	Score	
208	A	Presbyterian	4	2
208	A	Presbyterian	8	9
238	H	Charleston So.	10	2
238	H	Charleston So.	9	6
238	H	Charleston So.	1	6
285	H	UNC Asheville	6	5
285	H	UNC Asheville	7	6
285	H	UNC Asheville	11	5

Liberty

L
i
b
e
r
t
y

L
i
b
e
r
t
y

Average RPI Win:		153	WON-LOST RECORD		WINNING PCT. RANK	LAST 15 GAMES		STRENGTH OF SCHEDULE		OPP. STRENGTH OF SCHEDULE	TEAM RPI	ADJ RPI	CONF. RPI	ADJ CONF. RPI			
Average RPI Loss:		87															
DIV. I ONLY			26-27-0		.49057	161		113		74	115	.51599	115	11			
DIV. I NON-CONF.			13-13-0		.5	148		93		23	74	.53786	73	8			
TOTALS		RPI 1-25		RPI 26-50		W-L RECORDS		RPI 51-100		RPI 101-150		RPI 150+					
26-27-0		1-2-0		0-7-0		OVERALL		7-10-0		5-4-0		13-4-0					
9-12-0		0-0-0		0-3-0		HOME		2-6-0		2-2-0		5-1-0					
17-15-0		1-2-0		0-4-0		AWAY		5-4-0		3-2-0		8-3-0					
0-0-0		0-0-0		0-0-0		NEUTRAL		0-0-0		0-0-0		0-0-0					
13-13-0		1-2-0		0-4-0		NON-CONFERENCE		4-4-0		1-2-0		7-1-0					
3-3-0		0-0-0		0-0-0		HOME		0-2-0		0-1-0		3-0-0					
10-10-0		1-2-0		0-0-0		AWAY		4-2-0		1-1-0		4-1-0					
0-0-0		0-0-0		0-0-0		NEUTRAL		0-0-0		0-0-0		0-0-0					
13-14-0		0-0-0		0-3-0		CONFERENCE		3-6-0		4-2-0		6-3-0					
6-9-0		0-0-0		0-3-0		HOME		2-4-0		2-1-0		2-1-0					
7-5-0		0-0-0		0-0-0		AWAY		1-2-0		2-1-0		4-2-0					
0-0-0		0-0-0		0-0-0		NEUTRAL		0-0-0		0-0-0		0-0-0					
RPI	S	Opponent		Score		RPI	S	Opponent		Score		RPI	S	Opponent		Score	
16	A	TCU		5	3	30	H	Gonzaga		0	4	52	A	Long Beach St.		4	6
16	A	TCU		0	5	30	H	Gonzaga		1	4	52	H	Long Beach St.		4	5
16	A	TCU		0	1	30	H	Gonzaga		7	9	53	A	BYU		4	7
						47	A	Nebraska		0	3	53	A	BYU		10	5
						47	A	Nebraska		4	6	53	A	BYU		1	4
						47	A	Nebraska		0	7	57	H	St. Mary's (CA)		5	3
						47	A	Nebraska		4	5	57	H	St. Mary's (CA)		3	9
												57	H	St. Mary's (CA)		3	8
												79	A	Southern California		8	0
												79	H	Southern California		3	4
												90	H	Pepperdine		7	0
												90	H	Pepperdine		0	6
												90	H	Pepperdine		8	9
												95	A	FIU		5	4
												95	A	FIU		0	6
												95	A	FIU		10	3
												95	A	FIU		8	4
			</														

Non-Div. I Games:

Loyola Marymount

57 H St. Mary's (CA)	5	3
57 H St. Mary's (CA)	3	9

L
o
y
o
l
a
M
a
r
y
m
o
u
n
t

L
o
y
o
l
a
M
a
r
y
m
o
u
n
t

Average RPI Win: 112		WON-LOST	WINNING	LAST 15	STRENGTH OF		OPP. STRENGTH	TEAM	ADJ		CONF.	ADJ CONF.		
Average RPI Loss: 79		RECORD	PCT. RANK	GAMES	SCHEDULE		OF SCHEDULE	RPI	RPI		RPI	RPI		
DIV. I ONLY		24-29-0	.45283	186	6-9-0		25	54	115		3	3		
DIV. I NON-CONF.		14-13-0	.51852	141	1-1-0		22	87	105		4	4		
TOTALS		RPI 1-25	RPI 26-50		W-L RECORDS		RPI 51-100		RPI 101-150		RPI 150+			
24-29-0		5-5-0	1-4-0		OVERALL		5-11-0		4-7-0		9-2-0			
16-16-0		4-3-0	0-4-0		HOME		2-4-0		1-3-0		9-2-0			
8-11-0		1-1-0	1-0-0		AWAY		3-7-0		3-3-0		0-0-0			
0-2-0		0-1-0	0-0-0		NEUTRAL		0-0-0		0-1-0		0-0-0			
14-13-0		2-1-0	1-1-0		NON-CONFERENCE		3-7-0		1-3-0		7-1-0			
11-9-0		1-0-0	0-1-0		HOME		2-4-0		1-3-0		7-1-0			
3-4-0		1-1-0	1-0-		AWAY		1-3-0		0-0-0		0-0-0			
0-0-0		0-0-0	0-0-0		NEUTRAL		0-0-0		0-0-0		0-0-0			
10-16-0		3-4-0	0-3-0		CONFERENCE		2-4-0		3-4-0		2-1-0			
5-7-0		3-3-0	0-3-0		HOME		0-0-0		0-0-0		2-1-0			
5-7-0		0-0-0	0-0-0		AWAY		2-4-0		3-3-0		0-0-0			
0-2-0		0-1-0	0-0-0		NEUTRAL		0-0-0		0-1-0		0-0-0			
RPI	S	Opponent	Score		RPI	S	Opponent	Score		RPI	S	Opponent	Score	
14	H	Texas Tech	4	3	32	H	Oklahoma St.	1	3	55	H	Washington	2	7
14	H	Texas Tech	5	6	32	H	Oklahoma St.	7	10	55	H	Washington	9	5
14	H	Texas Tech	0	5	32	H	Oklahoma St.	2	6	55	H	Washington	1	7
16	H	TCU	8	5	34	A	Sam Houston St.	5	1	59	A	Houston	2	11
16	H	TCU	3	7	34	H	Sam Houston St.	5	6	59	A	Houston	4	2
16	H	TCU	4	3						59	A	Houston	4	10
16	N	TCU	5	12						62	A	West Virginia	1	5
22	A	Dallas Baptist	19	6						62	A	West Virginia	8	6
22	A	Dallas Baptist	3	5						62	A	West Virginia	0	10
22	H	Dallas Baptist	8	3						69	A	Oklahoma	6	1
										69	A	Oklahoma	6	7
										69	A	Oklahoma	3	4
										75	H	Lamar	6	3
										97	A	UT Arlington	3	6
										97	H	UT Arlington	2	9
										98	H	McNeese St.	7	12

Non-Div. I Games:

Baylor

16 H TCU	3	7
16 H TCU	8	5

B
a
y
l
o
r

B
a
y
l
o
r

Average RPI Win: 187		WON-LOST	WINNING	LAST 15	STRENGTH OF		OPP. STRENGTH	TEAM	ADJ		CONF.	ADJ CONF.		
Average RPI Loss: 135		RECORD	PCT. RANK	GAMES	SCHEDULE		OF SCHEDULE	RPI	RPI		RPI	RPI		
DIV. I ONLY		31-27-0	.53448	119	6-9-0		133	205	117	.51525	117	21	21	
DIV. I NON-CONF.		13-12-0	.52	135	0-2-0		56	201	70	.53975	70	23	23	
TOTALS		RPI 1-25	RPI 26-50		W-L RECORDS		RPI 51-100		RPI 101-150		RPI 150+			
31-27-0		0-3-0	0-2-0		OVERALL		6-8-0		3-1-0		22-13-0			
17-4-0		0-0-0	0-0-0		HOME		4-0-0		2-1-0		11-3-0			
10-20-0		0-3-0	0-2-0		AWAY		2-7-0		0-0-0		8-8-0			
4-3-0		0-0-0	0-0-0		NEUTRAL		0-1-0		1-0-0		3-2-0			
13-12-0		0-3-0	0-2-0		NON-CONFERENCE		3-4-0		1-0-0		9-3-0			
5-1-0		0-0-0	0-0-0		HOME		1-0-0		0-0-0		4-1-0			
5-10-0		0-3-0	0-0-		AWAY		2-4-0		0-0-0		3-1-0			
3-1-0		0-0-0	0-0-0		NEUTRAL		0-0-0		1-0-0		2-1-0			
18-15-0		0-0-0	0-0-0		CONFERENCE		3-4-0		2-1-0		13-10-0			
12-3-0		0-0-0	0-0-0		HOME		3-0-0		2-1-0		7-2-0			
5-10-0		0-0-0	0-0-0		AWAY		0-3-0		0-0-0		5-7-0			
1-2-0		0-0-0	0-0-0		NEUTRAL		0-1-0		0-0-0		1-1-0			
RPI	S	Opponent	Score		RPI	S	Opponent	Score		RPI	S	Opponent	Score	
2	A	Louisville	5	9	35	A	Ohio St.	3	7	54	A	Southeast Mo. St.	1	5
9	A	Vanderbilt	0	6	35	A	Ohio St.	0	1	54	A	Southeast Mo. St.	4	5
10	A	North Carolina St.	5	7						54	A	Southeast Mo. St.	5	6
										54	N	Southeast Mo. St.	0	3
										63	A	Marshall	5	6
										63	H	Marshall	13	0
										67	A	Kentucky	5	10
										78	A	Xavier	1	7
										78	A	Xavier	3	1
										78	A	Xavier	3	2
										82	A	Tennessee	5	6
										89	H	Jacksonville St.	15	14
										89	H	Jacksonville St.	14	5
										89	H	Jacksonville St.	14	6

Non-Div. I Games: West Va. Tech 15 3

Morehead St.

198	A	Murray St.	3	10
9	A	Vanderbilt	0	6

RPI	S	Opponent	Score	
265	H	UT Martin	10	4
265	H	UT Martin	4	6
265	H	UT Martin	26	7
272	A	Eastern Ill.	1	5
272	A	Eastern Ill.	23	7
272	A	Eastern Ill.	2	6
278	A	N.C. Central	4	1
278	A	N.C. Central	24	4
278	A	N.C. Central	4	2
280	A	SIUE	0	2
280	A	SIUE	2	0
280	A	SIUE	11	2

M
o
r
e
h
e
a
d
s
t
.

M
o
r
e
h
e
a
d
s
t
.

Average RPI Win:		145	WON-LOST RECORD		WINNING PCT. RANK		LAST 15 GAMES		STRENGTH OF SCHEDULE		OPP. STRENGTH OF SCHEDULE		TEAM RPI		ADJ RPI		CONF. RPI		ADJ CONF. RPI					
Average RPI Loss:		98																						
DIV. I ONLY			29-29-0		.5		148		9-6-0		84		86		117		.51525		117		10		10	
DIV. I NON-CONF.			14-10-0		.58333		95		3-2-0		77		111		89		.53309		89		9		9	
TOTALS		RPI 1-25		RPI 26-50		W-L RECORDS		RPI 51-100		RPI 101-150		RPI 150+												
29-29-0		2-5-0		1-5-0		OVERALL		4-9-0		10-3-0		12-7-0												
16-11-0		2-2-0		1-2-0		HOME		2-5-0		7-1-0		4-1-0												
9-14-0		0-1-0		0-3-0		AWAY		1-4-0		3-1-0		5-5-0												
4-4-0		0-2-0		0-0-0		NEUTRAL		1-0-0		0-1-0		3-1-0												
14-10-0		1-1-0		1-2-0		NON-CONFERENCE		0-3-0		5-2-0		7-2-0												
8-4-0		1-0-0		1-2-0		HOME		0-1-0		4-1-0		2-0-0												
4-4-0		0-1-0		0-0-		AWAY		0-2-0		1-0-0		3-1-0												
2-2-0		0-0-0		0-0-0		NEUTRAL		0-0-0		0-1-0		2-1-0												
15-19-0		1-4-0		0-3-0		CONFERENCE		4-6-0		5-1-0		5-5-0												
8-7-0		1-2-0		0-0-0		HOME		2-4-0		3-0-0		2-1-0												
5-10-0		0-0-0		0-3-0		AWAY		1-2-0		2-1-0		2-4-0												
2-2-0		0-2-0		0-0-0		NEUTRAL		1-0-0		0-0-0		1-0-0												
RPI	S	Opponent		Score		RPI	S	Opponent		Score		RPI	S	Opponent		Score								
5	A	Ole Miss		3	4	46	H	Northwestern St.		3	6	54	A	Southeast Mo. St.		2	4	117	N	Morehead St.		1	2	
5	H	Ole Miss		8	6	46	H	Northwestern St.		3	8	54	H	Southeast Mo. St.		8	13	125	A	Southern Ill.		7	1	
15	H	UL Lafayette		2	5	46	H	Northwestern St.		4	1	81	H	Ga. Southern		7	9	125	H	Southern Ill.		1	0	
15	H	UL Lafayette		7	6	49	A	South Ala.		7	12	81	H	Ga. Southern		6	5	129	A	Little Rock		15	11	
15	H	UL Lafayette		1	6	49	A	South Ala.		2	8	81	H	Ga. Southern		3	8	129	A	Little Rock		4	9	
15	N	UL Lafayette		4	7	49	A	South Ala.		2	3	87	A	Missouri St.		11	15	129	A	Little Rock		12	10	
15	N	UL Lafayette		10	17							91	H	Troy		1	8	143	H	Milwaukee		7	4	
												91	H	Troy		1	11	143	H	Milwaukee		13	3	
												91	H	Troy		4	3	143	H	Milwaukee		8	1	
												91	N	Troy		13	12	143	H	Milwaukee		2	9	
												97	A	UT Arlington		0	2	149	H	La.-Monroe		12	4	
												97	A	UT Arlington		8	11	149	H	La.-Monroe		8	1	
												97	A	UT Arlington		4	0	149	H	La.-Monroe		5	4	
																		151	H	Texas St.		9	6	
																		151	H	Texas St.		6	1	
																		151	H	Texas St.		3	12	
																		151	N	Texas St.		4	3	
																		153	A	UAB		5	2	
																		153	A	UAB		14	5	
																		153	A	UAB		0	5	
																		176	N	Omaha		3	4	
																		206	A	Memphis		11	5	
																		206	H	Memphis		4	3	
																		229	A	Georgia St.		6	14	
																		229	A	Georgia St.		11	1	
																		229	A	Georgia St.		4	5	
																		239	A	Appalachian St.		9	7	
				LAST 15 GAMES																				
				15	N	UL Lafayette		10	17	5	H	Ole Miss		8	6									
				151	N	Texas St.		4	3	151	H	Texas St.		3	12									
				91	N	Troy		13	12	151	H	Texas St.		9	6									
				15	N	UL Lafayette		4	7															
				129	A	Little Rock		15	11															

Non-Div. I Games:

Arkansas St.

129	A	Little Rock	12	10
129	A	Little Rock	4	9

RPI	S	Opponent	Score	
239	A	Appalachian St.	2	9
239	A	Appalachian St.	4	6
241	N	Saint Louis	9	2
241	N	Saint Louis	5	4
271	H	Ark.-Pine Bluff	8	3

Arkansas St.

A
r
k
a
n
s
a
s
s
t
.

A
r
k
a
n
s
a
s
s
t
.

Average RPI Win:		140	WON-LOST RECORD		WINNING PCT. RANK	LAST 15 GAMES	STRENGTH OF SCHEDULE		OPP. STRENGTH OF SCHEDULE	TEAM RPI	ADJ RPI	CONF. RPI	ADJ CONF. RPI
Average RPI Loss:		81											
DIV. I ONLY			26-30-1		.46491	179	50		71	119	.51493	119	6
DIV. I NON-CONF.			13-18-0		.41935	195	19		74	123	.51087	123	6
TOTALS		RPI 1-25	RPI 26-50		W-L RECORDS		RPI 51-100		RPI 101-150		RPI 150+		
26-30-1		1-5-0	3-7-1		OVERALL		6-9-0		2-4-0		14-5-0		
18-7-0		0-0-0	0-1-0		HOME		5-4-0		1-0-0		12-2-0		
8-14-1		1-4-0	3-4-1		AWAY		1-3-0		1-2-0		2-1-0		
0-9-0		0-1-0	0-2-0		NEUTRAL		0-2-0		0-2-0		0-2-0		
13-18-0		1-5-0	0-5-0		NON-CONFERENCE		3-5-0		1-1-0		8-2-0		
11-2-0		0-0-0	0-1-0		HOME		2-1-0		1-0-0		8-0-0		
2-9-0		1-4-0	0-0-		AWAY		1-3-0		0-0-0		0-0-0		
0-7-0		0-1-0	0-2-0		NEUTRAL		0-1-0		0-1-0		0-2-0		
13-12-1		0-0-0	3-2-1		CONFERENCE		3-4-0		1-3-0		6-3-0		
7-5-0		0-0-0	0-0-0		HOME		3-3-0		0-0-0		4-2-0		
6-5-1		0-0-0	3-2-1		AWAY		0-0-0		1-2-0		2-1-0		
0-2-0		0-0-0	0-0-0		NEUTRAL		0-1-0		0-1-0		0-0-0		
RPI S	Opponent	Score	RPI S	Opponent	Score	RPI S	Opponent	Score	RPI S	Opponent	Score		
2 A	Louisville	1 7	29 A	Tulane	0 1	51 H	UConn	2 4	103 H	Western Caro.	3 1		
5 N	Ole Miss	1 7	29 A	Tulane	7 4	51 H	UConn	3 2	132 N	Western Ky.	2 5		
7 A	LSU	0 4	29 A	Tulane	2 1	51 H	UConn	3 2	144 A	UCF	4 2		
7 A	LSU	5 6	35 A	Ohio St.	0 9	59 H	Houston	0 4	144 A	UCF	7 8		
7 A	LSU	4 12	36 A	East Carolina	3 0	59 H	Houston	1 0	144 A	UCF	1 12		
12 A	Coastal Caro.	10 7	36 A	East Carolina	3 3	59 H	Houston	1 3	144 N	UCF	6 7		
			36 A	East Carolina	4 6	59 N	Houston	1 9	164 H	Miami (OH)	7 2		
			37 A	Georgia	6 7	67 A	Kentucky	4 8	169 H	South Fla.	4 3		
			41 H	Wright St.	5 7	78 A	Xavier	3 6	169 H	South Fla.	3 2		
			41 N	Wright St.	1 6	78 H	Xavier	9 2	169 H	South Fla.	3 5		
			49 N	South Ala.	2 3	78 H	Xavier	4 0	173 N	Ball St.	4 6		
						78 N	Xavier	5 8	173 N	Ball St.	3 4		
						82 A	Tennessee	1 7	196 H	Canisius	4 1		
						99 A	Indiana	5 0	196 H	Canisius	8 7		
						99 H	Indiana	3 7	196 H	Canisius	6 1		
									196 H	Canisius	7 6		
									206 A	Memphis	4 3		
									206 A	Memphis	3 5		
									206 A	Memphis	4 2		
									206 H	Memphis	16 4		
									206 H	Memphis	1 0		
									206 H	Memphis	2 6		
			LAST 15 GAMES			59 H	Houston	1 0	255 H	Northwestern	1 0		
			144 N	UCF	6 7	59 H	Houston	1 3	255 H	Northwestern	6 5		
			59 N	Houston	1 9	144 A	UCF	4 2	255 H	Northwestern	10 3		
			206 A	Memphis	4 3								
			206 A	Memphis	3 5								
			206 A	Memphis	4 2								

Non-Div. I Games:

Cincinnati

103	H	Western Caro.	3	1
59	H	Houston	0	4

C
i
n
c
i
n
n
a
t
i

C
i
n
c
i
n
n
a
t
i

U
C
I
r
v
i
n
e

UC Irvine

23	H	UC Santa Barbara	3	10
79	H	Southern California	3	8

RPI	S	Opponent	Score	
188	A	San Diego St.	1	5
188	H	San Diego St.	2	4
225	A	UC Davis	6	4
225	A	UC Davis	6	9
225	A	UC Davis	11	1
232	A	San Jose St.	11	0
232	A	San Jose St.	3	9
232	A	San Jose St.	5	8
232	A	San Jose St.	3	2
256	A	CSU Bakersfield	7	6
256	H	CSU Bakersfield	9	6

Average RPI Win: 169		WON-LOST	WINNING	LAST 15	STRENGTH OF		OPP. STRENGTH	TEAM	ADJ		CONF.	ADJ CONF.
Average RPI Loss: 39		RECORD	PCT. RANK	GAMES	SCHEDULE		OF SCHEDULE	RPI	RPI		RPI	RPI
DIV. I ONLY		26-29-0	.47273	173	44		24	121	.51286		121	2
DIV. I NON-CONF.		19-6-0	.76	23	261		208	109	.51749		109	2
TOTALS		RPI 1-25	RPI 26-50		W-L RECORDS		RPI 51-100		RPI 101-150		RPI 150+	
26-29-0		3-17-0	2-3-0		OVERALL		3-6-0		5-2-0		13-1-0	
20-14-0		1-5-0	2-2-0		HOME		0-4-0		5-2-0		12-1-0	
3-15-0		0-12-0	0-1-0		AWAY		2-2-0		0-0-0		1-0-0	
3-0-0		2-0-0	0-0-0		NEUTRAL		1-0-0		0-0-0		0-0-0	
19-6-0		2-0-0	2-3-0		NON-CONFERENCE		1-2-0		1-0-0		13-1-0	
15-4-0		0-0-0	2-2-0		HOME		0-1-0		1-0-0		12-1-0	
1-2-0		0-0-0	0-0-		AWAY		0-1-0		0-0-0		1-0-0	
3-0-0		2-0-0	0-0-0		NEUTRAL		1-0-0		0-0-0		0-0-0	
7-23-0		1-17-0	0-0-0		CONFERENCE		2-4-0		4-2-0		0-0-0	
5-10-0		1-5-0	0-0-0		HOME		0-3-0		4-2-0		0-0-0	
2-13-0		0-12-0	0-0-0		AWAY		2-1-0		0-0-0		0-0-0	
0-0-0		0-0-0	0-0-0		NEUTRAL		0-0-0		0-0-0		0-0-0	
RPI S	Opponent	Score	RPI S	Opponent	Score	RPI S	Opponent	Score	RPI S	Opponent	Score	
1 H	Florida	8 12	30 H	Gonzaga	10 15	59 N	Houston	12 3	126 H	Missouri	1 10	
1 H	Florida	2 8	31 H	Louisiana Tech	2 3	61 H	Alabama	4 7	126 H	Missouri	5 8	
1 H	Florida	2 9	32 A	Oklahoma St.	4 5	61 H	Alabama	6 8	126 H	Missouri	7 6	
4 H	Texas A&M	9 5	32 H	Oklahoma St.	7 6	61 H	Alabama	4 10	142 H	Auburn	3 2	
4 H	Texas A&M	8 11	45 H	Creighton	6 2	67 A	Kentucky	1 0	142 H	Auburn	14 7	
4 H	Texas A&M	2 6				67 A	Kentucky	4 5	142 H	Auburn	3 1	
5 A	Ole Miss	9 14				67 A	Kentucky	2 0	149 H	La.-Monroe	3 1	
5 A	Ole Miss	3 7				87 A	Missouri St.	6 14	206 A	Memphis	12 4	
5 A	Ole Miss	7 8				87 H	Missouri St.	2 8	221 H	Central Mich.	9 4	
7 A	LSU	9 10							221 H	Central Mich.	6 1	
7 A	LSU	1 7							221 H	Central Mich.	4 3	
7 A	LSU	4 5							267 H	Western Ill.	3 0	
8 A	South Carolina	6 8							267 H	Western Ill.	3 2	
8 A	South Carolina	2 6							267 H	Western Ill.	9 3	
8 A	South Carolina	6 10							272 H	Eastern Ill.	3 2	
11 A	Mississippi St.	1 5							272 H	Eastern Ill.	5 2	
11 A	Mississippi St.	4 9							272 H	Eastern Ill.	8 10	
11 A	Mississippi St.	0 7							283 H	Grambling	14 4	
14 N	Texas Tech	10 6							283 H	Grambling	3 2	
24 N	Rice	5 2							300 H	Mississippi Val.	21 4	
									300 H	Mississippi Val.	20 0	
LAST 15 GAMES												
11 A	Mississippi St.	4 9	7 A	LSU	1 7							
11 A	Mississippi St.	1 5	7 A	LSU	9 10							
11 A	Mississippi St.	0 7	7 A	LSU	4 5							
87 H	Missouri St.	2 8										
61 H	Alabama	4 7										

Non-Div. I Games:

Arkansas

61 H Alabama	4	10
61 H Alabama	6	8

A
r
k
a
n
s
a
s

A
r
k
a
n
s
a
s

Average RPI Win: 174		WON-LOST RECORD		WINNING PCT. RANK		LAST 15 GAMES		STRENGTH OF SCHEDULE		OPP. STRENGTH OF SCHEDULE		TEAM RPI		ADJ RPI		CONF. RPI		ADJ CONF. RPI	
DIV. I ONLY		28-27-0		.50909 140		5-10-0		100		105		122		.51245 122		7		7	
DIV. I NON-CONF.		16-15-0		.51613 145		1-4-0		42		163		101		.52523 101		7		7	
TOTALS		RPI 1-25		RPI 26-50		W-L RECORDS		RPI 51-100		RPI 101-150		RPI 150+							
28-27-0		0-6-0		3-5-0		OVERALL		7-10-0		3-3-0		15-3-0							
15-11-0		0-3-0		0-0-0		HOME		5-7-0		2-0-0		8-1-0							
10-13-0		0-3-0		3-4-0		AWAY		2-3-0		1-2-0		4-1-0							
3-3-0		0-0-0		0-1-0		NEUTRAL		0-0-0		0-1-0		3-1-0							
16-15-0		0-6-0		2-3-0		NON-CONFERENCE		3-2-0		2-1-0		9-3-0							
9-5-0		0-3-0		0-0-0		HOME		2-1-0		2-0-0		5-1-0							
4-7-0		0-3-0		2-0-		AWAY		1-1-0		0-0-0		1-1-0							
3-3-0		0-0-0		0-1-0		NEUTRAL		0-0-0		0-1-0		3-1-0							
12-12-0		0-0-0		1-2-0		CONFERENCE		4-8-0		1-2-0		6-0-0							
6-6-0		0-0-0		0-0-0		HOME		3-6-0		0-0-0		3-0-0							
6-6-0		0-0-0		1-2-0		AWAY		1-2-0		1-2-0		3-0-0							
0-0-0		0-0-0		0-0-0		NEUTRAL		0-0-0		0-0-0		0-0-0							
RPI	S	Opponent		Score		RPI	S	Opponent		Score		RPI	S	Opponent		Score			
8	A	South Carolina		1	7	26	A	Duke		2	1	105	N	Princeton		2	6		
8	A	South Carolina		5	16	28	N	Bryant		1	3	56	A	Illinois		5	3		
8	A	South Carolina		2	4	33	A	UNCW		2	11	56	A	Illinois		1	6		
16	H	TCU		4	5	33	A	UNCW		1	5	60	H	Maryland		2	0		
16	H	TCU		2	6	33	A	UNCW		5	4	60	H	Maryland		3	8		
16	H	TCU		5	9	47	A	Nebraska		7	4	60	H	Maryland		1	7		
						47	A	Nebraska		0	6	62	H	West Virginia		5	4		
						47	A	Nebraska		1	8	71	A	Kent St.		9	10		
												71	H	Kent St.		2	6		
												72	H	Iowa		0	8		
												72	H	Iowa		2	3		
												72	H	Iowa		5	4		
												77	H	Michigan St.		2	5		
												77	H	Michigan St.		0	7		
												77	H	Michigan St.		7	6		
												83	A	Pittsburgh		11	6		
												83	H	Pittsburgh		7	0		

Non-Div. I Games:

Penn St.

47	A	Nebraska	7	4
83	A	Pittsburgh	11	6

P
e
n
n
s
t
.

P
e
n
n
s
t
.

Average RPI Win:		133	WON-LOST RECORD		WINNING PCT. RANK	LAST 15 GAMES		STRENGTH OF SCHEDULE		OPP. STRENGTH OF SCHEDULE	TEAM RPI	ADJ RPI	CONF. RPI	ADJ CONF. RPI			
Average RPI Loss:		91															
DIV. I ONLY			27-29-0		.48214	166		7-8-0		92	73	123	.51213	123	11	11	
DIV. I NON-CONF.			14-15-0		.48276	157		1-3-0		50	17	106	.51945	106	8	8	
TOTALS		RPI 1-25		RPI 26-50		W-L RECORDS		RPI 51-100		RPI 101-150		RPI 150+					
27-29-0		0-4-0		5-5-0		OVERALL		6-7-0		5-8-0		11-5-0					
13-13-0		0-0-0		4-4-0		HOME		3-3-0		2-3-0		4-3-0					
11-14-0		0-3-0		1-1-0		AWAY		3-3-0		1-5-0		6-2-0					
3-2-0		0-1-0		0-0-0		NEUTRAL		0-1-0		2-0-0		1-0-0					
14-15-0		0-4-0		4-3-0		NON-CONFERENCE		2-2-0		4-3-0		4-3-0					
8-6-0		0-0-0		3-2-0		HOME		2-1-0		1-1-0		2-2-0					
3-7-0		0-3-0		1-0-		AWAY		0-0-0		1-2-0		1-1-0					
3-2-0		0-1-0		0-0-0		NEUTRAL		0-1-0		2-0-0		1-0-0					
13-14-0		0-0-0		1-2-0		CONFERENCE		4-5-0		1-5-0		7-2-0					
5-7-0		0-0-0		1-2-0		HOME		1-2-0		1-2-0		2-1-0					
8-7-0		0-0-0		0-0-0		AWAY		3-3-0		0-3-0		5-1-0					
0-0-0		0-0-0		0-0-0		NEUTRAL		0-0-0		0-0-0		0-0-0					
RPI	S	Opponent		Score		RPI	S	Opponent		Score		RPI	S	Opponent		Score	
9	A	Vanderbilt		4	8	29	H	Tulane		7	6	53	A	BYU		1	13
9	A	Vanderbilt		6	13	30	H	Gonzaga		0	8	53	A	BYU		13	7
9	A	Vanderbilt		1	17	30	H	Gonzaga		6	7	53	A	BYU		2	12
23	N	UC Santa Barbara		3	9	30	H	Gonzaga		10	4	57	H	St. Mary's (CA)		0	9
						42	A	Cal St. Fullerton		2	4	57	H	St. Mary's (CA)		4	0
						43	A	Arizona St.		6	3	57	H	St. Mary's (CA)		1	9
						43	H	Arizona St.		6	4	85	N	Oregon		2	5
						44	H	Oregon St.		2	7	90	A	Pepperdine		7	2
						44	H	Oregon St.		2	5	90	A	Pepperdine		6	4
						47	H	Nebraska		17	5	90	A	Pepperdine		0	8
												100	H	William & Mary		11	13
												100	H	William & Mary		9	3
												100	H	William & Mary		7	3
								LAST 15 GAMES									
						30	H	Gonzaga		10	4	120	A	UC Irvine		3	9
						30	H	Gonzaga		0	8	85	N	Oregon		2	5
						30	H	Gonzaga		6	7	231	A	Portland		7	3
						43	H	Arizona St.		6	4						
						227	A	Pacific		9	5						

Non-Div. I Games:

San Diego

227 A Pacific	3	4
227 A Pacific	8	2

RPI	S	Opponent	Score	
231	A	Portland	9	5
231	A	Portland	7	3

San Diego

S
a
n
D
i
e
g
o

S
a
n
D
i
e
g
o

Average RPI Win: 152		WON-LOST RECORD		WINNING PCT. RANK		LAST 15 GAMES		STRENGTH OF SCHEDULE		OPP. STRENGTH OF SCHEDULE		TEAM RPI		ADJ RPI		CONF. RPI		ADJ CONF. RPI					
DIV. I ONLY		32-25-0		.5614 97		7-8-0		171		107		124		.512 124		8		8					
DIV. I NON-CONF.		20-13-0		.60606 84		2-1-0		247		108		138		.50262 138		13		13					
TOTALS		RPI 1-25		RPI 26-50		W-L RECORDS		RPI 51-100		RPI 101-150		RPI 150+											
32-25-0		3-0-0		3-1-0		OVERALL		2-7-0		6-6-0		18-11-0											
23-8-0		3-0-0		3-1-0		HOME		2-1-0		6-3-0		9-3-0											
9-17-0		0-0-0		0-0-0		AWAY		0-6-0		0-3-0		9-8-0											
0-0-0		0-0-0		0-0-0		NEUTRAL		0-0-0		0-0-0		0-0-0											
20-13-0		0-0-0		1-0-0		NON-CONFERENCE		2-4-0		4-2-0		13-7-0											
14-5-0		0-0-0		1-0-0		HOME		2-1-0		4-2-0		7-2-0											
6-8-0		0-0-0		0-0-0		AWAY		0-3-0		0-0-0		6-5-0											
0-0-0		0-0-0		0-0-0		NEUTRAL		0-0-0		0-0-0		0-0-0											
12-12-0		3-0-0		2-1-0		CONFERENCE		0-3-0		2-4-0		5-4-0											
9-3-0		3-0-0		2-1-0		HOME		0-0-0		2-1-0		2-1-0											
3-9-0		0-0-0		0-0-0		AWAY		0-3-0		0-3-0		3-3-0											
0-0-0		0-0-0		0-0-0		NEUTRAL		0-0-0		0-0-0		0-0-0											
RPI	S	Opponent		Score		RPI	S	Opponent		Score		RPI	S	Opponent		Score							
23	H	UC Santa Barbara		7	0	38	H	Michigan		5	1	52	A	Long Beach St.		1	4	102	H	UCLA		6	2
23	H	UC Santa Barbara		4	3	42	H	Cal St. Fullerton		1	0	52	A	Long Beach St.		0	2	102	H	UCLA		6	7
23	H	UC Santa Barbara		10	5	42	H	Cal St. Fullerton		6	3	52	A	Long Beach St.		3	14	102	H	UCLA		0	19
						42	H	Cal St. Fullerton		1	2	68	A	California		4	5	120	H	UC Irvine		9	1
												68	H	California		1	7	120	H	UC Irvine		17	5
												90	A	Pepperdine		4	12	120	H	UC Irvine		2	11
												90	H	Pepperdine		6	5	140	A	CSUN		1	2
												92	A	Fresno St.		5	9	140	A	CSUN		2	7
												92	H	Fresno St.		7	1	140	A	CSUN		3	5
																		141	H	San Francisco		7	6
																		141	H	San Francisco		10	5
																		141	H	San Francisco		2	1
																		152	A	UC Riverside		6	4
																		152	A	UC Riverside		5	11
																		152	A	UC Riverside		4	6
																		172	A	Sacramento St.		2	3
																		172	A	Sacramento St.		4	0
																		172	A	Sacramento St.		6	4
																		183	A	Hawaii		5	4
																		183	A	Hawaii		5	2
																		183	A	Hawaii		3	6
																		184	A	Wichita St.		0	6
																		184	A	Wichita St.		7	2
																		184	A	Wichita St.		7	6
																		185	A	Santa Clara		1	10
																		185	H	Santa Clara		6	2
																		213	A	Grand Canyon		2	3
LAST 15 GAMES																							
						225	H	UC Davis		10	5	120	H	UC Irvine		17	5	184	A	Wichita St.		7	2
						225	H	UC Davis		5	11	120	H	UC Irvine		2	11	184	A	Wichita St.		7	6
						225	H	UC Davis		2	1	120	H	UC Irvine		9	1	185	A	Santa Clara		1	10
						152	A	UC Riverside		6	4							185	H	Santa Clara		6	2
						152	A	UC Riverside		5	11							213	A	Grand Canyon		2	3

Non-Div. I Games:

Cal Poly

152	A	UC Riverside	4	6
256	A	CSU Bakersfield	6	4

RPI	S	Opponent	Score	
213	A	Grand Canyon	3	16
213	A	Grand Canyon	7	0
225	H	UC Davis	5	11
225	H	UC Davis	10	5
225	H	UC Davis	2	1
227	H	Pacific	19	2
227	H	Pacific	7	6
227	H	Pacific	6	2
227	H	Pacific	6	3
232	H	San Jose St.	7	9
232	H	San Jose St.	5	8
232	H	San Jose St.	7	4
256	A	CSU Bakersfield	6	4
256	H	CSU Bakersfield	8	4

C
a
l
P
o
l
y

C
a
l
P
o
l
y

Average RPI Win:		148	WON-LOST RECORD		WINNING PCT. RANK		LAST 15 GAMES		STRENGTH OF SCHEDULE		OPP. STRENGTH OF SCHEDULE		TEAM RPI		ADJ RPI		CONF. RPI		ADJ CONF. RPI	
DIV. I ONLY			31-25-1		.55263 102		8-7-0		122		113		125		.51189 125		9		9	
DIV. I NON-CONF.			19-13-1		.59091 91		0-1-0		173		128		141		.50179 141		12		12	
TOTALS		RPI 1-25		RPI 26-50		W-L RECORDS		RPI 51-100		RPI 101-150		RPI 150+								
31-25-1		1-3-0		0-0-0		OVERALL		12-7-0		4-10-1		14-5-0								
20-13-1		0-0-0		0-0-0		HOME		8-4-0		1-6-1		11-3-0								
10-10-0		1-2-0		0-0-0		AWAY		4-3-0		2-3-0		3-2-0								
1-2-0		0-1-0		0-0-0		NEUTRAL		0-0-0		1-1-0		0-0-0								
19-13-1		0-0-0		0-0-0		NON-CONFERENCE		8-5-0		1-5-1		10-3-0								
17-7-1		0-0-0		0-0-0		HOME		7-2-0		1-3-1		9-2-0								
2-6-0		0-0-0		0-0-		AWAY		1-3-0		0-2-0		1-1-0								
0-0-0		0-0-0		0-0-0		NEUTRAL		0-0-0		0-0-0		0-0-0								
12-12-0		1-3-0		0-0-0		CONFERENCE		4-2-0		3-5-0		4-2-0								
3-6-0		0-0-0		0-0-0		HOME		1-2-0		0-3-0		2-1-0								
8-4-0		1-2-0		0-0-0		AWAY		3-0-0		2-1-0		2-1-0								
1-2-0		0-1-0		0-0-0		NEUTRAL		0-0-0		1-1-0		0-0-0								
RPI	S	Opponent		Score		RPI	S	Opponent		Score		RPI	S	Opponent		Score				
22	A	Dallas Baptist		2 5				54 H Southeast Mo. St.		6 5		101	A	Austin Peay		6 13				
22	A	Dallas Baptist		4 7				56 A Illinois		3 6		101	H	Austin Peay		10 16				
22	A	Dallas Baptist		7 0				56 H Illinois		1 0		111	H	Bradley		1 2				
22	N	Dallas Baptist		8 10				56 H Illinois		3 2		111	H	Bradley		1 7				
								70 H Indiana St.		1 5		111	H	Bradley		1 6				
								70 H Indiana St.		0 3		117	A	Arkansas St.		0 1				
								70 H Indiana St.		7 6		117	H	Arkansas St.		1 7				
								72 H Iowa		5 7		135	H	St. John's (NY)		2 2				
								72 H Iowa		2 1		135	H	St. John's (NY)		6 3				
								72 H Iowa		6 1		135	H	St. John's (NY)		1 4				
								87 A Missouri St.		12 10		138	A	Evansville		3 4				
								87 A Missouri St.		5 4		138	A	Evansville		4 0				
								87 A Missouri St.		14 8		138	A	Evansville		4 1				
								89 H Jacksonville St.		3 2		138	N	Evansville		4 3				
								89 H Jacksonville St.		13 3		138	N	Evansville		2 3				
								89 H Jacksonville St.		5 9		184	H	Wichita St.		8 5				
								98 A McNeese St.		2 1		184	H	Wichita St.		0 8				
								98 A McNeese St.		2 5		184	H	Wichita St.		4 1				
								98 A McNeese St.		4 8		191	A	Belmont		8 4				
												191	H	Belmont		11 1				
												198	A	Murray St.		3 7				
												198	H	Murray St.		5 4				
												206	H	Memphis		5 3				
												206	H	Memphis		4 7				
												206	H	Memphis		11 5				
												212	H	Northern Ill.		0 1				
												212	H	Northern Ill.		5 2				
LAST 15 GAMES																				
138 N Evansville						2 3						138 A Evansville								
22 N Dallas Baptist						8 10						138 A Evansville								
138 N Evansville						4 3						87 A Missouri St.								
111 H Bradley						1 2														
111 H Bradley						1 7														

Non-Div. I Games:

Southern Ill.

Southern Ill.

111 H Bradley	1	6
138 A Evansville	3	4

Through Games Of May 29, 2016

RPI	S	Opponent	Score	
220	A	Illinois St.	8	6
220	A	Illinois St.	0	1
220	A	Illinois St.	7	3
267	H	Western Ill.	4	1
267	H	Western Ill.	9	0
267	H	Western Ill.	9	0
272	H	Eastern Ill.	10	2

Southern Ill.

S
o
u
t
h
e
r
n
I
l
l
.

S
o
u
t
h
e
r
n
I
l
l
.

Average RPI Win: 166		WON-LOST	WINNING	LAST 15	STRENGTH OF		OPP. STRENGTH	TEAM	ADJ	CONF.	ADJ CONF.				
Average RPI Loss: 60		RECORD	PCT. RANK	GAMES	SCHEDULE		OF SCHEDULE	RPI	RPI	RPI	RPI				
DIV. I ONLY		26-30-0	.46429	180	6-9-0		56	35	126	.51096	126	2	2		
DIV. I NON-CONF.		17-8-0	.68	50	1-1-0		240	249	132	.50505	132	2	2		
TOTALS		RPI 1-25	RPI 26-50		W-L RECORDS		RPI 51-100		RPI 101-150		RPI 150+				
26-30-0		0-16-0	1-2-0		OVERALL		7-5-0		6-4-0		12-3-0				
15-13-0		0-6-0	1-2-0		HOME		5-1-0		2-1-0		7-3-0				
4-13-0		0-9-0	0-0-0		AWAY		2-3-0		2-1-0		0-0-0				
7-4-0		0-1-0	0-0-0		NEUTRAL		0-1-0		2-2-0		5-0-0				
17-8-0		0-0-0	0-0-0		NON-CONFERENCE		3-3-0		2-2-0		12-3-0				
9-4-0		0-0-0	0-0-0		HOME		2-1-0		0-0-0		7-3-0				
1-1-0		0-0-0	0-0-		AWAY		1-1-0		0-0-0		0-0-0				
7-3-0		0-0-0	0-0-0		NEUTRAL		0-1-0		2-2-0		5-0-0				
9-22-0		0-16-0	1-2-0		CONFERENCE		4-2-0		4-2-0		0-0-0				
6-9-0		0-6-0	1-2-0		HOME		3-0-0		2-1-0		0-0-0				
3-12-0		0-9-0	0-0-0		AWAY		1-2-0		2-1-0		0-0-0				
0-1-0		0-1-0	0-0-0		NEUTRAL		0-0-0		0-0-0		0-0-0				
RPI	S	Opponent	Score	RPI	S	Opponent	Score	RPI	S	Opponent	Score				
1	A	Florida	3 4	37	H	Georgia	5 0	54	H	Southeast Mo. St.	2 7	121	A	Arkansas	6 7
1	A	Florida	2 6	37	H	Georgia	2 5	54	H	Southeast Mo. St.	13 6	121	A	Arkansas	8 5
1	A	Florida	5 7	37	H	Georgia	4 7	56	N	Illinois	4 6	121	A	Arkansas	10 1
7	H	LSU	5 9					67	A	Kentucky	1 2	142	H	Auburn	4 3
7	H	LSU	2 15					67	A	Kentucky	9 3	142	H	Auburn	2 0
7	H	LSU	5 7					67	A	Kentucky	2 7	142	H	Auburn	9 11
8	A	South Carolina	1 5					82	H	Tennessee	8 3	147	N	Seton Hall	1 9
8	A	South Carolina	2 9					82	H	Tennessee	6 5	147	N	Seton Hall	4 1
8	A	South Carolina	5 8					82	H	Tennessee	5 4	147	N	Seton Hall	7 0
9	H	Vanderbilt	7 17					87	A	Missouri St.	1 16	147	N	Seton Hall	4 8
9	H	Vanderbilt	6 8					87	H	Missouri St.	17 9	190	H	Ill.-Chicago	10 5
9	H	Vanderbilt	0 2					95	A	FIU	7 6	190	H	Ill.-Chicago	2 4
9	N	Vanderbilt	0 7									190	H	Ill.-Chicago	13 5
11	A	Mississippi St.	2 8									190	H	Ill.-Chicago	7 4
11	A	Mississippi St.	1 3									241	N	Saint Louis	5 3
11	A	Mississippi St.	3 4									249	N	Hofstra	3 2
												249	N	Hofstra	12 2
												249	N	Hofstra	11 4
												249	N	Hofstra	8 0
												259	H	Youngstown St.	8 3
												259	H	Youngstown St.	3 4
												259	H	Youngstown St.	2 3
				LAST 15 GAMES								271	H	Ark.-Pine Bluff	2 0
				9	N	Vanderbilt	0 7	11	A	Mississippi St.	1 3	280	H	SIUE	9 6
				67	A	Kentucky	2 7	11	A	Mississippi St.	3 4	297	H	Alabama A&M	5 3
				67	A	Kentucky	1 2	11	A	Mississippi St.	2 8				
				67	A	Kentucky	9 3								
				37	H	Georgia	2 5								

Non-Div. I Games:

Missouri

37 H Georgia	4	7
37 H Georgia	5	0

M
i
s
s
o
u
r
i

M
i
s
s
o
u
r
i

257	H	VMI	5	6
257	H	VMI	7	0

RPI	S	Opponent	Score	
257	H	VMI	7	0
257	H	VMI	5	6
260	A	The Citadel	11	7
260	A	The Citadel	7	6
260	A	The Citadel	5	4
276	H	Butler	4	3
276	H	Butler	12	2
276	H	Butler	14	1
276	H	Butler	16	1
297	H	Alabama A&M	5	7
297	H	Alabama A&M	18	6

Samford

S
a
m
f
o
r
d

S
a
m
f
o
r
d

Average RPI Win: 140		WON-LOST	WINNING	LAST 15	STRENGTH OF		OPP. STRENGTH	TEAM	ADJ	CONF.	ADJ CONF.
Average RPI Loss: 72		RECORD	PCT. RANK	GAMES	SCHEDULE		OF SCHEDULE	RPI	RPI	RPI	RPI
DIV. I ONLY		26-31-0	.45614	185	58		61	128	.50967	128	3
DIV. I NON-CONF.		18-13-0	.58065	99	83		132	98	.52715	98	4
TOTALS		RPI 1-25	RPI 26-50		W-L RECORDS		RPI 51-100		RPI 101-150		RPI 150+
26-31-0		0-7-0	2-7-0		OVERALL		7-6-0		6-8-0		11-3-0
15-14-0		0-0-0	1-4-0		HOME		0-1-0		6-8-0		8-1-0
9-13-0		0-6-0	1-1-0		AWAY		5-4-0		0-0-0		3-2-0
2-4-0		0-1-0	0-2-0		NEUTRAL		2-1-0		0-0-0		0-0-0
18-13-0		0-0-0	2-4-0		NON-CONFERENCE		4-2-0		3-5-0		9-2-0
10-7-0		0-0-0	1-1-0		HOME		0-1-0		3-5-0		6-0-0
6-4-0		0-0-0	1-0-		AWAY		2-1-0		0-0-0		3-2-0
2-2-0		0-0-0	0-2-0		NEUTRAL		2-0-0		0-0-0		0-0-0
8-18-0		0-7-0	0-3-0		CONFERENCE		3-4-0		3-3-0		2-1-0
5-7-0		0-0-0	0-3-0		HOME		0-0-0		3-3-0		2-1-0
3-9-0		0-6-0	0-0-0		AWAY		3-3-0		0-0-0		0-0-0
0-2-0		0-1-0	0-0-0		NEUTRAL		0-1-0		0-0-0		0-0-0
RPI S	Opponent	Score	RPI S	Opponent	Score	RPI S	Opponent	Score	RPI S	Opponent	Score
14 A	Texas Tech	4 10	32 H	Oklahoma St.	1 2	58 H	Oral Roberts	10 14	103 H	Western Caro.	2 10
14 A	Texas Tech	3 10	32 H	Oklahoma St.	4 5	62 A	West Virginia	8 6	103 H	Western Caro.	2 6
14 A	Texas Tech	5 6	32 H	Oklahoma St.	4 5	62 A	West Virginia	15 2	103 H	Western Caro.	5 7
14 N	Texas Tech	5 8	44 N	Oregon St.	0 14	62 A	West Virginia	4 5	104 H	SFA	5 6
16 A	TCU	3 9	44 N	Oregon St.	5 7	69 A	Oklahoma	9 3	104 H	SFA	11 5
16 A	TCU	1 2	45 A	Creighton	4 5	69 A	Oklahoma	1 10	115 H	Baylor	10 4
16 A	TCU	2 3	45 H	Creighton	8 2	69 A	Oklahoma	0 12	115 H	Baylor	11 7
			47 A	Nebraska	4 2	69 N	Oklahoma	7 13	115 H	Baylor	5 7
			47 H	Nebraska	1 5	72 A	Iowa	1 2	133 H	Texas	5 12
						72 A	Iowa	4 2	133 H	Texas	3 6
						72 A	Iowa	3 2	133 H	Texas	3 2
						93 N	Utah	9 2	143 H	Milwaukee	3 1
						93 N	Utah	20 4	143 H	Milwaukee	1 14
									143 H	Milwaukee	7 0
									152 A	UC Riverside	3 6
									152 A	UC Riverside	8 1
									152 A	UC Riverside	1 0
									152 A	UC Riverside	3 6
									176 H	Omaha	11 3
									184 A	Wichita St.	5 2
									184 H	Wichita St.	9 5
									200 H	Kansas	12 2
									200 H	Kansas	1 4
									200 H	Kansas	8 5
									213 H	Grand Canyon	10 6
									271 H	Ark.-Pine Bluff	15 9
									271 H	Ark.-Pine Bluff	13 8
LAST 15 GAMES			LAST 15 GAMES			LAST 15 GAMES			LAST 15 GAMES		
			69 N	Oklahoma	7 13	200 H	Kansas	1 4			
			14 N	Texas Tech	5 8	69 A	Oklahoma	0 12			
			16 A	TCU	3 9	69 A	Oklahoma	1 10			
			16 A	TCU	1 2						
			16 A	TCU	2 3						

Non-Div. I Games:

Kansas St.

Kansas St.

200	H	Kansas	8	5
200	H	Kansas	12	2

Through Games Of May 29, 2016

RPI	S	Opponent	Score	
271	H	Ark.-Pine Bluff	18	8

Kansas St.

K
a
n
s
a
s
S
t
.

K
a
n
s
a
s
S
t
.

Average RPI Win: 140		WON-LOST	WINNING	LAST 15	STRENGTH OF		OPP. STRENGTH	TEAM	ADJ		CONF.	ADJ CONF.
Average RPI Loss: 115		RECORD	PCT. RANK	GAMES	SCHEDULE		OF SCHEDULE	RPI	RPI		RPI	RPI
DIV. I ONLY		26-28-0	.48148	168	6-9-0		79	141	129		10	10
DIV. I NON-CONF.		9-13-0	.40909	203	2-2-0		68	250	201		9	9
TOTALS		RPI 1-25	RPI 26-50		W-L RECORDS		RPI 51-100		RPI 101-150		RPI 150+	
26-28-0		2-1-0	0-5-0		OVERALL		8-9-0		5-5-0		11-8-0	
14-13-0		0-0-0	0-1-0		HOME		5-4-0		2-2-0		7-6-0	
12-12-0		2-1-0	0-3-0		AWAY		3-4-0		3-2-0		4-2-0	
0-3-0		0-0-0	0-1-0		NEUTRAL		0-1-0		0-1-0		0-0-0	
9-13-0		0-0-0	0-1-0		NON-CONFERENCE		2-5-0		2-2-0		5-5-0	
7-8-0		0-0-0	0-1-0		HOME		1-2-0		1-0-0		5-5-0	
2-4-0		0-0-0	0-0-		AWAY		1-3-0		1-1-0		0-0-0	
0-1-0		0-0-0	0-0-0		NEUTRAL		0-0-0		0-1-0		0-0-0	
17-15-0		2-1-0	0-4-0		CONFERENCE		6-4-0		3-3-0		6-3-0	
7-5-0		0-0-0	0-0-0		HOME		4-2-0		1-2-0		2-1-0	
10-8-0		2-1-0	0-3-0		AWAY		2-1-0		2-1-0		4-2-0	
0-2-0		0-0-0	0-1-0		NEUTRAL		0-1-0		0-0-0		0-0-0	
RPI S	Opponent	Score	RPI S	Opponent	Score	RPI S	Opponent	Score	RPI S	Opponent	Score	
15 A	UL Lafayette	10 5	31 H	Louisiana Tech	4 7	58 A	Oral Roberts	3 4	104 A	SFA	7 2	
15 A	UL Lafayette	7 1	49 A	South Ala.	6 10	58 A	Oral Roberts	2 3	110 A	Central Ark.	1 6	
15 A	UL Lafayette	4 15	49 A	South Ala.	3 13	58 A	Oral Roberts	9 8	110 H	Central Ark.	6 5	
			49 A	South Ala.	5 7	58 A	Oral Roberts	5 14	110 N	Central Ark.	6 7	
			49 N	South Ala.	4 6	69 H	Oklahoma	2 5	117 H	Arkansas St.	10 12	
						70 H	Indiana St.	2 7	117 H	Arkansas St.	11 15	
						70 H	Indiana St.	6 5	117 H	Arkansas St.	9 4	
						81 A	Ga. Southern	2 3	149 A	La.-Monroe	7 6	
						81 A	Ga. Southern	3 2	149 A	La.-Monroe	1 4	
						81 A	Ga. Southern	17 8	149 A	La.-Monroe	17 0	
						81 N	Ga. Southern	4 13	151 A	Texas St.	10 2	
						91 H	Troy	4 3	151 A	Texas St.	7 6	
						91 H	Troy	11 8	151 A	Texas St.	8 7	
						91 H	Troy	10 9	193 H	Tennessee Tech	7 14	
						97 H	UT Arlington	8 21	193 H	Tennessee Tech	2 15	
						97 H	UT Arlington	4 6	193 H	Tennessee Tech	10 5	
						97 H	UT Arlington	5 3	200 H	Kansas	4 2	
									205 H	IPFW	2 4	
									205 H	IPFW	6 9	
									205 H	IPFW	7 9	
									205 H	IPFW	8 6	
									229 H	Georgia St.	15 2	
									229 H	Georgia St.	5 7	
									229 H	Georgia St.	9 7	
									239 A	Appalachian St.	7 8	
									239 A	Appalachian St.	7 8	
									239 A	Appalachian St.	9 3	
			LAST 15 GAMES									
			49 N	South Ala.	4 6	149 A	La.-Monroe	17 0				
			81 N	Ga. Southern	4 13	149 A	La.-Monroe	1 4				
			117 H	Arkansas St.	11 15	97 H	UT Arlington	4 6				
			117 H	Arkansas St.	10 12							
			117 H	Arkansas St.	9 4							

Non-Div. I Games:

Little Rock

110	N	Central Ark.	6	7
149	A	La.-Monroe	7	6

RPI	S	Opponent	Score	
271	H	Ark.-Pine Bluff	7	2
300	H	Mississippi Val.	20	3

Little Rock

L
i
t
t
l
e
R
o
c
k

L
i
t
t
l
e
R
o
c
k

293 A Chicago St.	9	4
293 A Chicago St.	8	3

RPI	S	Opponent	Score	
231	H	Portland	6	4
231	H	Portland	3	10
231	H	Portland	6	8
256	H	CSU Bakersfield	7	4
256	H	CSU Bakersfield	11	5
256	H	CSU Bakersfield	10	1
256	N	CSU Bakersfield	6	4
268	H	Northern Colo.	11	8
268	H	Northern Colo.	6	8
268	H	Northern Colo.	4	2
281	H	UTRGV	16	11
281	H	UTRGV	3	2
281	H	UTRGV	2	4
290	H	North Dakota	3	4
290	H	North Dakota	10	9
290	H	North Dakota	7	13
293	A	Chicago St.	8	3
293	A	Chicago St.	9	4
293	A	Chicago St.	14	2

Utah Valley

U
t
a
h
V
a
l
l
e
y

U
t
a
h
V
a
l
l
e
y

189 H Wofford	5	13
189 H Wofford	2	0

RPI	S	Opponent	Score	
247	A	ETSU	3	6
247	A	ETSU	6	5
247	A	ETSU	9	13
247	N	ETSU	3	0
257	A	VMI	6	10
257	A	VMI	15	4
257	A	VMI	3	1
260	A	The Citadel	12	7
260	A	The Citadel	4	1
260	A	The Citadel	9	6
285	A	UNC Asheville	4	3
285	H	UNC Asheville	8	6

Average RPI Win:		154	WON-LOST RECORD		WINNING PCT. RANK	LAST 15 GAMES		STRENGTH OF SCHEDULE		OPP. STRENGTH OF SCHEDULE	TEAM RPI	ADJ RPI		CONF. RPI	ADJ CONF. RPI				
Average RPI Loss:		68																	
DIV. I ONLY			24-30-0		.44444	190	3-12-0		74	47	132	.50829	132	5	5				
DIV. I NON-CONF.			14-10-0		.58333	95	1-1-0		84	78	72	.53901	72	5	5				
TOTALS		RPI 1-25		RPI 26-50		W-L RECORDS		RPI 51-100		RPI 101-150		RPI 150+							
24-30-0		0-9-0		3-5-0		OVERALL		3-11-0		2-2-0		16-3-0							
15-11-0		0-1-0		1-2-0		HOME		1-5-0		1-1-0		12-2-0							
7-19-0		0-8-0		1-3-0		AWAY		2-6-0		0-1-0		4-1-0							
2-0-0		0-0-0		1-0-0		NEUTRAL		0-0-0		1-0-0		0-0-0							
14-10-0		0-3-0		2-0-0		NON-CONFERENCE		2-3-0		2-2-0		8-2-0							
7-4-0		0-1-0		0-0-0		HOME		0-0-0		1-1-0		6-2-0							
5-6-0		0-2-0		1-0-		AWAY		2-3-0		0-1-0		2-0-0							
2-0-0		0-0-0		1-0-0		NEUTRAL		0-0-0		1-0-0		0-0-0							
10-20-0		0-6-0		1-5-0		CONFERENCE		1-8-0		0-0-0		8-1-0							
8-7-0		0-0-0		1-2-0		HOME		1-5-0		0-0-0		6-0-0							
2-13-0		0-6-0		0-3-0		AWAY		0-3-0		0-0-0		2-1-0							
0-0-0		0-0-0		0-0-0		NEUTRAL		0-0-0		0-0-0		0-0-0							
RPI	S	Opponent		Score		RPI	S	Opponent		Score		RPI	S	Opponent		Score			
2	A	Louisville		2	14	27	A	Fla. Atlantic		3	4	63	H	Marshall		1	14		
2	H	Louisville		0	17	27	A	Fla. Atlantic		2	10	63	H	Marshall		1	8		
9	A	Vanderbilt		1	6	27	A	Fla. Atlantic		1	4	63	H	Marshall		2	5		
18	A	Southern Miss.		0	3	31	H	Louisiana Tech		1	3	67	A	Kentucky		14	6		
18	A	Southern Miss.		5	12	31	H	Louisiana Tech		6	3	80	A	Old Dominion		3	8		
18	A	Southern Miss.		4	13	31	H	Louisiana Tech		9	12	80	A	Old Dominion		8	12		
24	A	Rice		2	5	37	A	Georgia		8	7	80	A	Old Dominion		2	4		
24	A	Rice		3	9	49	N	South Ala.		11	10	82	A	Tennessee		6	0		
24	A	Rice		2	3							89	A	Jacksonville St.		4	5		
												89	A	Jacksonville St.		7	9		
												89	A	Jacksonville St.		7	8		
												95	H	FIU		7	8		
												95	H	FIU		7	8		
												95	H	FIU		3	2		
												191	A	Belmont		10	4		
												191	H	Belmont		3	2		
												194	A	Lipscomb		4	3		
												194	H	Lipscomb		6	0		
												211	H	Albany (NY)		4	7		
												211	H	Albany (NY)		5	3		
												211	H	Albany (NY)		12	2		
												259	H	Youngstown St.		7	8		
												259	H	Youngstown St.		11	1		
												259	H	Youngstown St.		5	3		
				LAST 15 GAMES															
				27	A	Fla. Atlantic		2	10	18	A	Southern Miss.		0	3	259	H	Youngstown St.	
				27	A	Fla. Atlantic		1	4	18	A	Southern Miss.		5	12				
				27	A	Fla. Atlantic		3	4	9	A	Vanderbilt		1	6				
				63	H	Marshall		2	5										
				63	H	Marshall		1	14										

Non-Div. I Games:

Western Ky.

63 H Marshall	1	8
18 A Southern Miss.	4	13

W
e
s
t
e
r
n
K
Y
.

W
e
s
t
e
r
n
K
Y
.

Average RPI Win: 109		WON-LOST RECORD		WINNING PCT. RANK		LAST 15 GAMES		STRENGTH OF SCHEDULE		OPP. STRENGTH OF SCHEDULE		TEAM RPI		ADJ RPI		CONF. RPI		ADJ CONF. RPI	
DIV. I ONLY		25-32-0		.4386 198		5-10-0		31		44		133		.50751 133		3		3	
DIV. I NON-CONF.		12-16-0		.42857 193		1-1-0		80		65		187		.47861 187		4		4	
TOTALS		RPI 1-25		RPI 26-50		W-L RECORDS		RPI 51-100		RPI 101-150		RPI 150+							
25-32-0		5-4-0		3-6-0		OVERALL		3-13-0		7-6-0		7-3-0							
15-19-0		2-1-0		2-5-0		HOME		2-7-0		3-3-0		6-3-0							
7-10-0		2-2-0		0-0-0		AWAY		1-5-0		3-3-0		1-0-0							
3-3-0		1-1-0		1-1-0		NEUTRAL		0-1-0		1-0-0		0-0-0							
12-16-0		0-1-0		2-2-0		NON-CONFERENCE		2-8-0		3-3-0		5-2-0							
10-12-0		0-0-0		2-2-0		HOME		2-7-0		2-1-0		4-2-0							
2-3-0		0-1-0		0-0-		AWAY		0-0-0		1-2-0		1-0-0							
0-1-0		0-0-0		0-0-0		NEUTRAL		0-1-0		0-0-0		0-0-0							
13-16-0		5-3-0		1-4-0		CONFERENCE		1-5-0		4-3-0		2-1-0							
5-7-0		2-1-0		0-3-0		HOME		0-0-0		1-2-0		2-1-0							
5-7-0		2-1-0		0-0-0		AWAY		1-5-0		2-1-0		0-0-0							
3-2-0		1-1-0		1-1-0		NEUTRAL		0-0-0		1-0-0		0-0-0							
RPI	S	Opponent		Score		RPI	S	Opponent		Score		RPI	S	Opponent		Score			
4	A	Texas A&M		4	5	29	H	Tulane		3	5	59	N	Houston		2	3		
14	A	Texas Tech		6	13	29	H	Tulane		2	3	62	A	West Virginia		2	11		
14	A	Texas Tech		17	1	29	H	Tulane		10	3	62	A	West Virginia		7	14		
14	A	Texas Tech		7	4	32	H	Oklahoma St.		0	3	62	A	West Virginia		5	9		
16	H	TCU		5	9	32	H	Oklahoma St.		4	8	68	H	California		0	6		
16	H	TCU		2	0	32	H	Oklahoma St.		3	6	68	H	California		3	4		
16	H	TCU		4	3	32	H	Oklahoma St.		3	6	68	H	California		3	4		
16	N	TCU		2	1	32	N	Oklahoma St.		4	10	68	H	California		1	4		
16	N	TCU		2	8	32	N	Oklahoma St.		4	10	68	H	California		1	4		
						32	N	Oklahoma St.		12	8	68	H	California		7	10		
						34	H	Sam Houston St.		12	3	68	H	California		7	10		
												69	A	Oklahoma		1	6		
												69	A	Oklahoma		5	3		
												69	A	Oklahoma		3	4		
												73	H	Stanford		9	0		
												73	H	Stanford		4	3		
												73	H	Stanford		4	3		
												73	H	Stanford		0	1		
												73	H	Stanford		1	11		
												75	H	Lamar		2	4		

Non-Div. I Games:

Texas

115 H Baylor	7	6
115 H Baylor	1	3

T
e
x
a
s

T
e
x
a
s

Average RPI Win: 223		WON-LOST	WINNING	LAST 15	STRENGTH OF		OPP. STRENGTH	TEAM	ADJ	CONF.	ADJ CONF.
Average RPI Loss: 144		RECORD	PCT. RANK	GAMES	SCHEDULE		OF SCHEDULE	RPI	RPI	RPI	RPI
DIV. I ONLY		31-21-0	.59615	81	8-7-0		197	264	134	.5067	134
DIV. I NON-CONF.		11-14-0	.44	183	1-4-0		18	164	118	.513	118
TOTALS		RPI 1-25	RPI 26-50		W-L RECORDS		RPI 51-100		RPI 101-150		RPI 150+
31-21-0		0-3-0	0-0-0		OVERALL		4-6-0		1-3-0		26-9-0
19-7-0		0-0-0	0-0-0		HOME		3-4-0		1-2-0		15-1-0
11-12-0		0-3-0	0-0-0		AWAY		1-2-0		0-1-0		10-6-0
1-2-0		0-0-0	0-0-0		NEUTRAL		0-0-0		0-0-0		1-2-0
11-14-0		0-3-0	0-0-0		NON-CONFERENCE		4-6-0		1-3-0		6-2-0
8-6-0		0-0-0	0-0-0		HOME		3-4-0		1-2-0		4-0-0
3-8-0		0-3-0	0-0-		AWAY		1-2-0		0-1-0		2-2-0
0-0-0		0-0-0	0-0-0		NEUTRAL		0-0-0		0-0-0		0-0-0
20-7-0		0-0-0	0-0-0		CONFERENCE		0-0-0		0-0-0		20-7-0
11-1-0		0-0-0	0-0-0		HOME		0-0-0		0-0-0		11-1-0
8-4-0		0-0-0	0-0-0		AWAY		0-0-0		0-0-0		8-4-0
1-2-0		0-0-0	0-0-0		NEUTRAL		0-0-0		0-0-0		1-2-0
RPI S	Opponent	Score	RPI S	Opponent	Score	RPI S	Opponent	Score	RPI S	Opponent	Score
3 A	Miami (FL)	3 13				63 H	Marshall	20 4	108 H	FGCU	5 6
3 A	Miami (FL)	7 12				63 H	Marshall	9 11	108 H	FGCU	14 9
3 A	Miami (FL)	2 11				63 H	Marshall	9 4	108 H	FGCU	6 8
						64 A	North Florida	0 15	142 A	Auburn	2 11
						64 H	North Florida	6 9	158 A	Alabama St.	14 8
						86 H	Jacksonville	5 8	163 A	Bethune-Cookman	6 3
						94 A	Mercer	3 11	163 A	Bethune-Cookman	5 6
						94 A	Mercer	14 7	163 A	Bethune-Cookman	5 7
						94 H	Mercer	7 6	163 H	Bethune-Cookman	2 1
						94 H	Mercer	5 22	163 H	Bethune-Cookman	15 3
									163 H	Bethune-Cookman	5 3
									163 N	Bethune-Cookman	2 5
									203 H	Toledo	12 4
									217 H	Western Mich.	9 0
									217 H	Western Mich.	12 5
									217 H	Western Mich.	2 1
									270 N	Norfolk St.	2 4
									278 A	N.C. Central	6 9
									278 A	N.C. Central	5 4
									278 A	N.C. Central	4 0
									278 H	N.C. Central	6 4
									278 H	N.C. Central	16 4
									278 H	N.C. Central	6 3
									278 N	N.C. Central	10 2
									286 A	Jackson St.	9 16
									286 A	Jackson St.	3 4
									286 A	Jackson St.	15 2
			LAST 15 GAMES								
			163 N	Bethune-Cookman	2 5	94 H	Mercer	7 6			
			270 N	Norfolk St.	2 4	278 A	N.C. Central	5 4			
			278 N	N.C. Central	10 2	278 A	N.C. Central	6 9			
			287 H	N.C. A&T	12 2						
			287 H	N.C. A&T	7 2						

Non-Div. I Games:

Florida A&M

287	H	N.C. A&T	20	4
94	H	Mercer	5	22

RPI	S	Opponent	Score	
287	A	N.C. A&T	22	11
287	A	N.C. A&T	17	7
287	A	N.C. A&T	5	3
287	H	N.C. A&T	7	2
287	H	N.C. A&T	12	2
287	H	N.C. A&T	20	4
288	A	Savannah St.	7	2
288	A	Savannah St.	12	5
288	A	Savannah St.	1	2
288	H	Savannah St.	9	6
288	H	Savannah St.	5	10
288	H	Savannah St.	11	4

Florida A&M

F
l
o
r
i
d
a

A
&
M

F
l
o
r
i
d
a

A
&
M

[illegible]

Non-Div. I Games:

St. John's (NY)

45	H	Creighton	3	6
211	H	Albany (NY)	3	2

RPI	S	Opponent	Score	
276	H	Butler	5	13
276	H	Butler	4	3
277	H	La Salle	16	7
277	H	La Salle	15	0
277	H	La Salle	9	2
279	A	NYIT	8	1
279	H	NYIT	15	6
284	A	Iona	5	2
284	H	Iona	13	3
295	H	Saint Peter's	8	9

UNLV

UNLV

92 H Fresno St.	8	5
92 H Fresno St.	2	7

U
N
L
V

U
N
L
V

Average RPI Win: 188		WON-LOST	WINNING	LAST 15	STRENGTH OF		OPP. STRENGTH	TEAM	ADJ	CONF.	ADJ CONF.
Average RPI Loss: 113		RECORD	PCT. RANK	GAMES	SCHEDULE		OF SCHEDULE	RPI	RPI	RPI	RPI
DIV. I ONLY		29-28-0	.50877	144	10-5-0		168	177	137	.50595	137
DIV. I NON-CONF.		9-14-0	.3913	213	1-0-0		121	95	131	.50509	131
TOTALS		RPI 1-25	RPI 26-50		W-L RECORDS		RPI 51-100		RPI 101-150		RPI 150+
29-28-0		1-3-0	2-7-0		OVERALL		1-6-0		5-3-0		20-9-0
12-7-0		0-0-0	1-2-0		HOME		0-0-0		2-0-0		9-5-0
14-19-0		1-3-0	1-3-0		AWAY		1-6-0		2-2-0		9-3-0
3-2-0		0-0-0	0-1-0		NEUTRAL		0-0-0		1-1-0		2-0-0
9-14-0		1-3-0	1-2-0		NON-CONFERENCE		1-6-0		1-1-0		5-2-0
3-1-0		0-0-0	0-0-0		HOME		0-0-0		0-0-0		3-1-0
6-13-0		1-3-0	1-0-		AWAY		1-6-0		1-1-0		2-1-0
0-0-0		0-0-0	0-0-0		NEUTRAL		0-0-0		0-0-0		0-0-0
20-14-0		0-0-0	1-5-0		CONFERENCE		0-0-0		4-2-0		15-7-0
9-6-0		0-0-0	1-2-0		HOME		0-0-0		2-0-0		6-4-0
8-6-0		0-0-0	0-2-0		AWAY		0-0-0		1-1-0		7-3-0
3-2-0		0-0-0	0-1-0		NEUTRAL		0-0-0		1-1-0		2-0-0
RPI S	Opponent	Score	RPI S	Opponent	Score	RPI S	Opponent	Score	RPI S	Opponent	Score
22 A	Dallas Baptist	4 10	31 A	Louisiana Tech	2 7	84 A	New Orleans	0 9	143 A	Milwaukee	7 3
22 A	Dallas Baptist	2 9	31 A	Louisiana Tech	5 7	84 A	New Orleans	8 9	143 A	Milwaukee	5 6
22 A	Dallas Baptist	6 1	31 A	Louisiana Tech	8 3	84 A	New Orleans	3 5	143 H	Milwaukee	7 6
22 A	Dallas Baptist	1 2	41 A	Wright St.	2 8	89 A	Jacksonville St.	14 4	143 H	Milwaukee	5 3
			41 A	Wright St.	10 11	89 A	Jacksonville St.	10 11	143 N	Milwaukee	12 7
			41 H	Wright St.	3 7	89 A	Jacksonville St.	3 9	143 N	Milwaukee	6 9
			41 H	Wright St.	6 9	96 A	Notre Dame	1 3	149 A	La.-Monroe	9 18
			41 H	Wright St.	3 2				149 A	La.-Monroe	9 6
			41 N	Wright St.	2 7				166 A	Oakland	10 4
									166 A	Oakland	11 0
									166 A	Oakland	3 5
									166 H	Oakland	3 2
									166 H	Oakland	17 2
									173 H	Ball St.	2 3
									190 A	Ill.-Chicago	3 5
									190 A	Ill.-Chicago	5 2
									190 H	Ill.-Chicago	2 1
									190 H	Ill.-Chicago	0 5
									190 H	Ill.-Chicago	3 4
									190 N	Ill.-Chicago	4 2
									212 A	Northern Ill.	10 11
									217 A	Western Mich.	8 4
									220 H	Illinois St.	8 6
									244 A	Northern Ky.	16 1
									244 A	Northern Ky.	5 4
									244 A	Northern Ky.	6 4
									244 H	Northern Ky.	4 12
LAST 15 GAMES			LAST 15 GAMES			LAST 15 GAMES			LAST 15 GAMES		
			41 N	Wright St.	2 7	259 H	Youngstown St.	4 0			
			143 N	Milwaukee	12 7	166 H	Oakland	17 2			
			190 N	Ill.-Chicago	4 2	166 H	Oakland	3 2			
			143 N	Milwaukee	6 9						
			244 N	Northern Ky.	10 7						

Non-Div. I Games: Purdue-North Cent. 17 6

Valparaiso

259 H Youngstown St.	7	5
259 H Youngstown St.	6	1

RPI	S	Opponent	Score	
244	H	Northern Ky.	4	9
244	N	Northern Ky.	10	7
259	A	Youngstown St.	6	7
259	A	Youngstown St.	15	7
259	H	Youngstown St.	7	5
259	H	Youngstown St.	4	0
259	H	Youngstown St.	6	1
273	H	Purdue	13	10
293	A	Chicago St.	10	6
293	H	Chicago St.	12	4

Valparaiso

V
a
l
p
a
r
a
i
s
o

V
a
l
p
a
r
a
i
s
o

Average RPI Win: 171		WON-LOST	WINNING	LAST 15	STRENGTH OF		OPP. STRENGTH	TEAM	ADJ		CONF.	ADJ CONF.	
Average RPI Loss: 118		RECORD	PCT. RANK	GAMES	SCHEDULE		OF SCHEDULE	RPI	RPI		RPI	RPI	
DIV. I ONLY		28-27-0	.50909	140	5-10-0		141	137	138	.50535	138	9	9
DIV. I NON-CONF.		17-13-0	.56667	108	1-1-0		209	182	120	.51186	120	12	12
TOTALS		RPI 1-25	RPI 26-50		W-L RECORDS		RPI 51-100		RPI 101-150		RPI 150+		
28-27-0		0-4-0	0-3-0		OVERALL		3-5-0		8-7-0		17-8-0		
15-8-0		0-0-0	0-0-0		HOME		0-1-0		7-3-0		8-4-0		
9-15-0		0-3-0	0-3-0		AWAY		3-3-0		0-3-0		6-3-0		
4-4-0		0-1-0	0-0-0		NEUTRAL		0-1-0		1-1-0		3-1-0		
17-13-0		0-0-0	0-3-0		NON-CONFERENCE		0-2-0		4-3-0		13-5-0		
9-2-0		0-0-0	0-0-0		HOME		0-1-0		4-0-0		5-1-0		
6-9-0		0-0-0	0-0-		AWAY		0-0-0		0-3-0		6-3-0		
2-2-0		0-0-0	0-0-0		NEUTRAL		0-1-0		0-0-0		2-1-0		
11-14-0		0-4-0	0-0-0		CONFERENCE		3-3-0		4-4-0		4-3-0		
6-6-0		0-0-0	0-0-0		HOME		0-0-0		3-3-0		3-3-0		
3-6-0		0-3-0	0-0-0		AWAY		3-3-0		0-0-0		0-0-0		
2-2-0		0-1-0	0-0-0		NEUTRAL		0-0-0		1-1-0		1-0-0		
RPI S	Opponent	Score	RPI S	Opponent	Score	RPI S	Opponent	Score	RPI S	Opponent	Score		
22 A	Dallas Baptist	5 6	49 A	South Ala.	4 5	70 A	Indiana St.	3 2	108 H	FGCU	1 0		
22 A	Dallas Baptist	2 12	49 A	South Ala.	5 18	70 A	Indiana St.	0 7	108 H	FGCU	13 7		
22 A	Dallas Baptist	8 12	49 A	South Ala.	0 11	70 A	Indiana St.	0 3	108 H	FGCU	5 1		
22 N	Dallas Baptist	6 13				71 N	Kent St.	3 6	111 H	Bradley	7 6		
						87 A	Missouri St.	7 1	111 H	Bradley	3 4		
						87 A	Missouri St.	14 5	111 H	Bradley	2 0		
						87 A	Missouri St.	6 10	114 A	Liberty	3 5		
						99 H	Indiana	6 7	114 A	Liberty	2 5		
									125 H	Southern Ill.	4 3		
									125 H	Southern Ill.	1 4		
									125 H	Southern Ill.	0 4		
									125 N	Southern Ill.	3 4		
									125 N	Southern Ill.	3 2		
									132 A	Western Ky.	5 6		
									132 H	Western Ky.	6 2		
									180 N	Monmouth	15 3		
									184 H	Wichita St.	5 6		
									184 H	Wichita St.	7 2		
									184 H	Wichita St.	11 1		
									189 A	Wofford	5 7		
									191 A	Belmont	13 7		
									191 H	Belmont	1 11		
									198 A	Murray St.	2 1		
									198 H	Murray St.	5 1		
									202 N	Central Conn. St.	5 9		
									202 N	Central Conn. St.	5 0		
									212 H	Northern Ill.	5 2		
			LAST 15 GAMES										
			125 N	Southern Ill.	3 2	125 H	Southern Ill.	4 3					
			22 N	Dallas Baptist	6 13	125 H	Southern Ill.	0 4					
			220 N	Illinois St.	4 3	125 H	Southern Ill.	1 4					
			125 N	Southern Ill.	3 4								
			70 A	Indiana St.	0 3								

Non-Div. I Games: Southern Ind. 2 1

Evansville

70	A	Indiana St.	0	7
70	A	Indiana St.	3	2

RPI	S	Opponent	Score	
212	H	Northern Ill.	8	6
212	H	Northern Ill.	11	10
214	A	Eastern Ky.	5	6
214	A	Eastern Ky.	10	2
214	A	Eastern Ky.	4	0
220	H	Illinois St.	6	8
220	H	Illinois St.	4	3
220	H	Illinois St.	0	4
220	N	Illinois St.	4	3
222	A	USC Upstate	5	2
265	A	UT Martin	29	9
280	A	SIUE	10	11
280	H	SIUE	13	2

E
v
a
n
s
v
i
l
l
e

E
v
a
n
s
v
i
l
l
e

Average RPI Win:	210	WON-LOST	WINNING	LAST 15	STRENGTH OF	OPP. STRENGTH	TEAM	ADJ	CONF.	ADJ CONF.	
Average RPI Loss:	151	RECORD	PCT. RANK	GAMES	SCHEDULE	OF SCHEDULE	RPI	RPI	RPI	RPI	
DIV. I ONLY	31-23-0	.57407	88	9-6-0	185	248	139	.50526	139	24	24
DIV. I NON-CONF.	14-12-0	.53846	123	1-1-0	179	221	140	.50194	140	25	25
<hr/>											
TOTALS	RPI 1-25	RPI 26-50		W-L RECORDS		RPI 51-100		RPI 101-150		RPI 150+	
31-23-0	0-0-0	0-3-0		OVERALL		1-1-0		3-5-0		27-14-0	
10-11-0	0-0-0	0-0-0		HOME		0-0-0		1-4-0		9-7-0	
14-8-0	0-0-0	0-2-0		AWAY		0-0-0		1-1-0		13-5-0	
7-4-0	0-0-0	0-1-0		NEUTRAL		1-1-0		1-0-0		5-2-0	
<hr/>											
14-12-0	0-0-0	0-3-0		NON-CONFERENCE		0-1-0		2-3-0		12-5-0	
4-5-0	0-0-0	0-0-0		HOME		0-0-0		0-2-0		4-3-0	
5-5-0	0-0-0	0-0-		AWAY		0-0-0		1-1-0		4-2-0	
5-2-0	0-0-0	0-1-0		NEUTRAL		0-1-0		1-0-0		4-0-0	
<hr/>											
17-11-0	0-0-0	0-0-0		CONFERENCE		1-0-0		1-2-0		15-9-0	
6-6-0	0-0-0	0-0-0		HOME		0-0-0		1-2-0		5-4-0	
9-3-0	0-0-0	0-0-0		AWAY		0-0-0		0-0-0		9-3-0	
2-2-0	0-0-0	0-0-0		NEUTRAL		1-0-0		0-0-0		1-2-0	
<hr/>											
RPI S	Opponent	Score	RPI S	Opponent	Score	RPI S	Opponent	Score	RPI S	Opponent	Score
			27 A	Fla. Atlantic	0 1	74 N	VCU	13 1	107 A	Rutgers	1 11
			27 A	Fla. Atlantic	1 4	77 N	Michigan St.	7 8	107 H	Rutgers	4 6
			38 N	Michigan	1 5				113 H	Rhode Island	1 5
									113 H	Rhode Island	8 3
									113 H	Rhode Island	2 4
									130 N	Utah Valley	6 5
									148 A	Delaware	9 4
									148 H	Delaware	2 11
									159 H	Sacred Heart	5 6
									167 H	Davidson	7 8
									167 H	Davidson	0 3
									167 H	Davidson	10 1
									167 N	Davidson	4 8
									167 N	Davidson	4 6
									169 A	South Fla.	8 7
									169 A	South Fla.	3 13
									169 A	South Fla.	3 7
									180 A	Monmouth	7 3
									180 H	Monmouth	14 2
									185 A	Santa Clara	11 9
									195 A	Richmond	6 5
									195 A	Richmond	2 4
									195 A	Richmond	7 3
									196 H	Canisius	3 4
									196 H	Canisius	1 2
									201 H	Fordham	14 3
									201 H	Fordham	10 0

Non-Div. I Games:

Saint Joseph's

223 H St. Bonaventure	2	7
223 H St. Bonaventure	4	1

RPI	S	Opponent	Score	
201	H	Fordham	7	6
201	N	Fordham	7	6
217	N	Western Mich.	17	8
221	N	Central Mich.	5	2
223	H	St. Bonaventure	4	1
223	H	St. Bonaventure	0	2
223	H	St. Bonaventure	2	7
225	N	UC Davis	10	8
241	A	Saint Louis	3	2
241	A	Saint Louis	3	2
241	A	Saint Louis	6	22
243	H	Villanova	8	0
243	H	Villanova	8	3
251	A	Massachusetts	3	1
251	A	Massachusetts	17	7
251	A	Massachusetts	6	1
261	H	Bucknell	6	5
264	A	Lafayette	9	4
269	N	Rider	5	3
277	A	La Salle	10	2
277	A	La Salle	14	2
277	A	La Salle	2	3

Saint Joseph's

S
a
i
n
t
J
o
s
e
p
h
'
s

S
a
i
n
t
J
o
s
e
p
h
'
s

Average RPI Win: 176		WON-LOST RECORD		WINNING PCT. RANK		LAST 15 GAMES		STRENGTH OF SCHEDULE		OPP. STRENGTH OF SCHEDULE		TEAM RPI		ADJ RPI		CONF. RPI		ADJ CONF. RPI	
DIV. I ONLY		33-22-0		.6 75		8-7-0		255		110		140		.50492 140		8		8	
DIV. I NON-CONF.		22-9-0		.70968 36		1-4-0		296		142		150		.49707 150		13		13	
TOTALS		RPI 1-25		RPI 26-50		W-L RECORDS		RPI 51-100		RPI 101-150		RPI 150+							
33-22-0		0-3-0		0-3-0		OVERALL		6-3-0		6-2-0		21-11-0							
21-7-0		0-0-0		0-0-0		HOME		5-3-0		4-0-0		12-4-0							
12-15-0		0-3-0		0-3-0		AWAY		1-0-0		2-2-0		9-7-0							
0-0-0		0-0-0		0-0-0		NEUTRAL		0-0-0		0-0-0		0-0-0							
22-9-0		0-0-0		0-0-0		NON-CONFERENCE		5-1-0		2-0-0		15-8-0							
12-4-0		0-0-0		0-0-0		HOME		4-1-0		1-0-0		7-3-0							
10-5-0		0-0-0		0-0-		AWAY		1-0-0		1-0-0		8-5-0							
0-0-0		0-0-0		0-0-0		NEUTRAL		0-0-0		0-0-0		0-0-0							
11-13-0		0-3-0		0-3-0		CONFERENCE		1-2-0		4-2-0		6-3-0							
9-3-0		0-0-0		0-0-0		HOME		1-2-0		3-0-0		5-1-0							
2-10-0		0-3-0		0-3-0		AWAY		0-0-0		1-2-0		1-2-0							
0-0-0		0-0-0		0-0-0		NEUTRAL		0-0-0		0-0-0		0-0-0							
RPI S	Opponent	Score		RPI S	Opponent	Score		RPI S	Opponent	Score		RPI S	Opponent	Score					
23 A	UC Santa Barbara	0	1	42 A	Cal St. Fullerton	4	7	51 H	UConn	12	4	102 A	UCLA	4	1				
23 A	UC Santa Barbara	2	8	42 A	Cal St. Fullerton	5	8	51 H	UConn	2	1	102 H	UCLA	20	12				
23 A	UC Santa Barbara	4	5	42 A	Cal St. Fullerton	1	2	52 H	Long Beach St.	4	2	120 A	UC Irvine	8	2				
								52 H	Long Beach St.	0	12	120 A	UC Irvine	6	7				
								52 H	Long Beach St.	3	6	120 A	UC Irvine	1	4				
								90 A	Pepperdine	3	0	124 H	Cal Poly	2	1				
								90 H	Pepperdine	1	3	124 H	Cal Poly	5	3				
								100 H	William & Mary	11	7	124 H	Cal Poly	7	2				
								100 H	William & Mary	11	3	152 A	UC Riverside	4	6				
												152 A	UC Riverside	0	6				
												152 A	UC Riverside	7	2				
												183 H	Hawaii	9	3				
												183 H	Hawaii	2	1				
												183 H	Hawaii	5	6				
												192 H	Houston Baptist	7	1				
												192 H	Houston Baptist	6	3				
												192 H	Houston Baptist	7	2				
												192 H	Houston Baptist	2	0				
												209 A	George Washington	4	2				
												209 A	George Washington	9	3				
												209 A	George Washington	6	5				
												225 H	UC Davis	11	8				
												225 H	UC Davis	4	2				
												225 H	UC Davis	5	4				
												231 A	Portland	2	1				
												231 A	Portland	2	1				
												231 A	Portland	5	6				
				LAST 15 GAMES															
				120 A	UC Irvine	6	7	90 H	Pepperdine	1	3								
				120 A	UC Irvine	8	2	225 H	UC Davis	4	2								
				120 A	UC Irvine	1	4	225 H	UC Davis	11	8								
				273 A	Purdue	0	8												
				273 A	Purdue	6	0												

Non-Div. I Games:

CSUN

273	A	Purdue	0	1
273	A	Purdue	0	5

RPI	S	Opponent	Score	
231	A	Portland	3	7
256	A	CSU Bakersfield	7	5
256	H	CSU Bakersfield	3	5
256	H	CSU Bakersfield	5	8
268	H	Northern Colo.	6	0
268	H	Northern Colo.	4	2
268	H	Northern Colo.	5	3
268	H	Northern Colo.	2	3
273	A	Purdue	0	8
273	A	Purdue	6	0
273	A	Purdue	0	1
273	A	Purdue	0	5
274	A	George Mason	1	0

[illegible]

Non-Div. I Games:

San Francisco

53	H	BYU	6	5
88	A	Nevada	5	6

RPI	S	Opponent	Score	
232	A	San Jose St.	6	3
232	H	San Jose St.	4	3

S
a
n
F
r
a
n
c
i
s
c
o

S
a
n
F
r
a
n
c
i
s
c
o

San Francisco

Auburn

Average RPI Win: 129		WON-LOST	WINNING	LAST 15	STRENGTH OF		OPP. STRENGTH	TEAM	ADJ	CONF.	ADJ CONF.
Average RPI Loss: 68		RECORD	PCT. RANK	GAMES	SCHEDULE		OF SCHEDULE	RPI	RPI	RPI	RPI
DIV. I ONLY		23-33-0	.41071	218	5-10-0		18	46	142	.50432	142
DIV. I NON-CONF.		14-11-0	.56	112	2-1-0		104	242	159	.49169	159
TOTALS		RPI 1-25	RPI 26-50		W-L RECORDS		RPI 51-100		RPI 101-150		RPI 150+
23-33-0		3-15-0	0-1-0		OVERALL		9-7-0		2-5-0		9-5-0
19-16-0		2-8-0	0-1-0		HOME		7-3-0		1-0-0		9-4-0
3-14-0		1-6-0	0-0-0		AWAY		1-2-0		1-5-0		0-1-0
1-3-0		0-1-0	0-0-0		NEUTRAL		1-2-0		0-0-0		0-0-0
14-11-0		1-2-0	0-1-0		NON-CONFERENCE		3-3-0		1-0-0		9-5-0
13-7-0		0-1-0	0-1-0		HOME		3-1-0		1-0-0		9-4-0
1-1-0		1-0-0	0-0-0		AWAY		0-0-0		0-0-0		0-1-0
0-3-0		0-1-0	0-0-0		NEUTRAL		0-2-0		0-0-0		0-0-0
9-22-0		2-13-0	0-0-0		CONFERENCE		6-4-0		1-5-0		0-0-0
6-9-0		2-7-0	0-0-0		HOME		4-2-0		0-0-0		0-0-0
2-13-0		0-6-0	0-0-0		AWAY		1-2-0		1-5-0		0-0-0
1-0-0		0-0-0	0-0-0		NEUTRAL		1-0-0		0-0-0		0-0-0
RPI S	Opponent	Score	RPI S	Opponent	Score	RPI S	Opponent	Score	RPI S	Opponent	Score
4 H	Texas A&M	9 7	49 H	South Ala.	5 8	58 H	Oral Roberts	18 11	121 A	Arkansas	7 14
4 H	Texas A&M	10 12				58 H	Oral Roberts	10 1	121 A	Arkansas	1 3
4 H	Texas A&M	8 12				58 H	Oral Roberts	7 8	121 A	Arkansas	2 3
5 A	Ole Miss	4 6				61 A	Alabama	2 6	126 A	Missouri	0 2
5 A	Ole Miss	4 7				61 A	Alabama	3 4	126 A	Missouri	11 9
5 A	Ole Miss	5 6				61 A	Alabama	8 1	126 A	Missouri	3 4
7 H	LSU	6 8				61 N	Alabama	10 1	134 H	Florida A&M	11 2
7 H	LSU	5 10				67 H	Kentucky	10 6	153 H	UAB	4 1
7 H	LSU	8 5				67 H	Kentucky	5 2	158 H	Alabama St.	11 0
9 A	Vanderbilt	3 9				67 H	Kentucky	6 9	158 H	Alabama St.	11 2
9 A	Vanderbilt	3 4				77 N	Michigan St.	0 3	162 A	Kennesaw St.	5 6
9 A	Vanderbilt	2 5				82 H	Tennessee	2 0	162 H	Kennesaw St.	3 7
11 H	Mississippi St.	0 4				82 H	Tennessee	4 13	172 H	Sacramento St.	6 7
11 H	Mississippi St.	6 16				82 H	Tennessee	7 6	172 H	Sacramento St.	5 6
11 H	Mississippi St.	3 10				91 H	Troy	7 2	172 H	Sacramento St.	10 5
18 N	Southern Miss.	1 3				91 N	Troy	3 4	229 H	Georgia St.	7 4
20 A	Georgia Tech	14 3							296 H	Southern U.	7 0
20 H	Georgia Tech	1 4							296 H	Southern U.	5 6
									296 H	Southern U.	18 6
									297 H	Alabama A&M	15 1
									297 H	Alabama A&M	5 0
LAST 15 GAMES											
9 A	Vanderbilt	3 4	162 H	Kennesaw St.	3 7						
9 A	Vanderbilt	3 9	91 H	Troy	7 2						
9 A	Vanderbilt	2 5	61 A	Alabama	8 1						
153 H	UAB	4 1									
11 H	Mississippi St.	3 10									

Non-Div. I Games:

Auburn

11 H Mississippi St.	6	16
11 H Mississippi St.	0	4

A
u
b
u
r
n

A
u
b
u
r
n

Average RPI Win: 193		WON-LOST RECORD		WINNING PCT. RANK		LAST 15 GAMES		STRENGTH OF SCHEDULE		OPP. STRENGTH OF SCHEDULE		TEAM RPI		ADJ RPI		CONF. RPI		ADJ CONF. RPI		
DIV. I ONLY		29-26-0		.52727 122		10-5-0		208		171		143		.50421 143		19		19		
DIV. I NON-CONF.		11-13-0		.45833 170		1-1-0		183		123		128		.50666 128		14		14		
TOTALS		RPI 1-25		RPI 26-50		W-L RECORDS		RPI 51-100		RPI 101-150		RPI 150+								
29-26-0		1-3-0		2-3-0		OVERALL		0-2-0		4-9-0		22-9-0								
10-6-0		0-0-0		1-1-0		HOME		0-0-0		1-1-0		8-4-0								
17-15-0		1-3-0		1-1-0		AWAY		0-1-0		2-7-0		13-3-0								
2-5-0		0-0-0		0-1-0		NEUTRAL		0-1-0		1-1-0		1-2-0								
11-13-0		1-3-0		0-0-0		NON-CONFERENCE		0-2-0		2-5-0		8-3-0								
2-1-0		0-0-0		0-0-0		HOME		0-0-0		0-0-0		2-1-0								
8-9-0		1-3-0		0-0-		AWAY		0-1-0		2-5-0		5-0-0								
1-3-0		0-0-0		0-0-0		NEUTRAL		0-1-0		0-0-0		1-2-0								
18-13-0		0-0-0		2-3-0		CONFERENCE		0-0-0		2-4-0		14-6-0								
8-5-0		0-0-0		1-1-0		HOME		0-0-0		1-1-0		6-3-0								
9-6-0		0-0-0		1-1-0		AWAY		0-0-0		0-2-0		8-3-0								
1-2-0		0-0-0		0-1-0		NEUTRAL		0-0-0		1-1-0		0-0-0								
RPI S	Opponent		Score		RPI S	Opponent		Score		RPI S	Opponent		Score		RPI S	Opponent		Score		
14 A	Texas Tech		3	12	41 A	Wright St.		1	6	71 N	Kent St.		6	7	117 A	Arkansas St.		1	8	
14 A	Texas Tech		0	12	41 A	Wright St.		5	1	72 A	Iowa		1	9	117 A	Arkansas St.		9	2	
14 A	Texas Tech		10	3	41 H	Wright St.		2	9						117 A	Arkansas St.		4	7	
14 A	Texas Tech		1	9	41 H	Wright St.		2	0						117 A	Arkansas St.		3	13	
					41 N	Wright St.		1	5						128 A	Kansas St.		1	3	
															128 A	Kansas St.		14	1	
															128 A	Kansas St.		0	7	
															137 A	Valparaiso		3	5	
															137 A	Valparaiso		6	7	
															137 H	Valparaiso		6	5	
															137 H	Valparaiso		3	7	
															137 N	Valparaiso		7	12	
															137 N	Valparaiso		9	6	
															163 N	Bethune-Cookman		11	0	
															166 A	Oakland		5	6	
															166 A	Oakland		8	4	
															166 A	Oakland		7	3	
															166 H	Oakland		8	0	
															166 H	Oakland		5	9	
															173 N	Ball St.		3	9	
															173 N	Ball St.		5	11	
						LAST 15 GAMES									190 A	Ill.-Chicago		5	6	
						41 N	Wright St.		1	5	41 A	Wright St.		5	1	190 A	Ill.-Chicago		7	2
						137 N	Valparaiso		7	12	41 A	Wright St.		1	6	190 A	Ill.-Chicago		3	10
						137 N	Valparaiso		9	6	244 A	Northern Ky.		7	3	190 H	Ill.-Chicago		5	1
						166 A	Oakland		5	6						190 H	Ill.-Chicago		2	3
						166 A	Oakland		8	4						212 A	Northern Ill.		7	6
Non-Div. I Games:		MSOE		15 6		Edgewood		7 5		Wis.-Parkside		12 2		Milwaukee						

166	A	Oakland	7	3
212	H	Northern Ill.	3	7

RPI	S	Opponent	Score	
212	H	Northern Ill.	3	7
220	A	Illinois St.	8	5
220	A	Illinois St.	4	3
220	A	Illinois St.	4	1
220	H	Illinois St.	4	3
244	A	Northern Ky.	7	3
244	A	Northern Ky.	5	4
244	H	Northern Ky.	6	0
244	H	Northern Ky.	8	0
244	H	Northern Ky.	0	3
259	A	Youngstown St.	22	3
259	A	Youngstown St.	10	3
259	A	Youngstown St.	1	0
259	H	Youngstown St.	6	0
259	H	Youngstown St.	4	3
293	A	Chicago St.	12	9
293	H	Chicago St.	6	2

M
i
l
w
a
u
k
e
e

M
i
l
w
a
u
k
e
e

UCF

Average RPI Win:		178	WON-LOST RECORD		WINNING PCT. RANK		LAST 15 GAMES		STRENGTH OF SCHEDULE		OPP. STRENGTH OF SCHEDULE		TEAM RPI		ADJ RPI		CONF. RPI		ADJ CONF. RPI			
Average RPI Loss:		68	26-33-0		.44068 197		5-10-0		60		83		144		.50372 144		6		6			
DIV. I ONLY			17-15-0		.53125 129		1-0-0		32		125		96		.52976 96		6		6			
DIV. I NON-CONF.																						
TOTALS		RPI 1-25		RPI 26-50		W-L RECORDS		RPI 51-100		RPI 101-150		RPI 150+										
26-33-0		1-8-0		1-9-0		OVERALL		3-8-0		3-1-0		18-7-0										
18-12-0		0-2-0		0-7-0		HOME		2-0-0		2-1-0		14-2-0										
7-17-0		1-6-0		1-0-0		AWAY		1-7-0		0-0-0		4-4-0										
1-4-0		0-0-0		0-2-0		NEUTRAL		0-1-0		1-0-0		0-1-0										
17-15-0		1-8-0		1-1-0		NON-CONFERENCE		2-3-0		0-0-0		13-3-0										
14-4-0		0-2-0		0-1-0		HOME		2-0-0		0-0-0		12-1-0										
3-9-0		1-6-0		1-0-		AWAY		0-2-0		0-0-0		1-1-0										
0-2-0		0-0-0		0-0-0		NEUTRAL		0-1-0		0-0-0		0-1-0										
9-18-0		0-0-0		0-8-0		CONFERENCE		1-5-0		3-1-0		5-4-0										
4-8-0		0-0-0		0-6-0		HOME		0-0-0		2-1-0		2-1-0										
4-8-0		0-0-0		0-0-0		AWAY		1-5-0		0-0-0		3-3-0										
1-2-0		0-0-0		0-2-0		NEUTRAL		0-0-0		1-0-0		0-0-0										
RPI	S	Opponent		Score		RPI	S	Opponent		Score		RPI	S	Opponent		Score						
1	A	Florida		0	4	27	A	Fla. Atlantic		3	1	51	A	UConn		3	4	119	H	Cincinnati	12	1
1	H	Florida		5	9	27	H	Fla. Atlantic		0	5	51	A	UConn		8	15	119	H	Cincinnati	2	4
3	A	Miami (FL)		4	8	29	H	Tulane		1	4	51	A	UConn		0	3	119	H	Cincinnati	8	7
3	H	Miami (FL)		2	5	29	H	Tulane		0	6	59	A	Houston		3	4	119	N	Cincinnati	7	6
13	A	Florida St.		4	5	29	H	Tulane		3	4	59	A	Houston		2	1	151	N	Texas St.	1	2
13	A	Florida St.		2	7	29	N	Tulane		3	4	59	A	Houston		0	1	163	A	Bethune-Cookman	3	17
24	A	Rice		2	0	29	N	Tulane		0	5	64	A	North Florida		3	4	163	H	Bethune-Cookman	12	7
24	A	Rice		3	4	36	H	East Carolina		7	8	64	H	North Florida		5	4	169	A	South Fla.	4	5
24	A	Rice		10	13	36	H	East Carolina		1	7	77	N	Michigan St.		2	6	169	A	South Fla.	9	2
						36	H	East Carolina		3	5	86	A	Jacksonville		3	8	169	A	South Fla.	0	4
												86	H	Jacksonville		6	3	169	H	South Fla.	4	6
																		169	H	South Fla.	6	5
																		169	H	South Fla.	4	0
																		206	A	Memphis	1	6
																		206	A	Memphis	9	2
																		206	A	Memphis	7	1
																		230	A	A&M-Corpus Christi	4	3
																		235	H	Brown	6	4
																		235	H	Brown	2	0
																		235	H	Brown	5	15
																		242	H	Siena	11	2
																		242	H	Siena	10	9
																		242	H	Siena	15	0
																		250	H	Cornell	8	3
																		250	H	Cornell	4	3
																		250	H	Cornell	16	0
																		253	H	LIU Brooklyn	12	7
LAST 15 GAMES																						
						29	N	Tulane		0	5	51	A	UConn		8	15	242	H	Siena	15	0
						119	N	Cincinnati		7	6	51	A	UConn		3	4	250	H	Cornell	8	3
						29	N	Tulane		3	4	86	H	Jacksonville		6	3	250	H	Cornell	4	3
						36	H	East Carolina		7	8							250	H	Cornell	16	0
						36	H	East Carolina		1	7							253	H	LIU Brooklyn	12	7

Non-Div. I Games:

UCF

UCF

36	H	East Carolina	3	5
51	A	UConn	0	3

Through Games Of May 29, 2016

RPI	S	Opponent	Score	
253	H	LIU Brooklyn	5	2
253	H	LIU Brooklyn	4	3

UCF

U
C
F

U
C
F

Average RPI Win: 228		WON-LOST RECORD	WINNING PCT. RANK		LAST 15 GAMES	STRENGTH OF SCHEDULE	OPP. STRENGTH OF SCHEDULE	TEAM RPI	ADJ RPI		CONF. RPI	ADJ CONF. RPI
Average RPI Loss: 195												
DIV. I ONLY		41-14-1	.74107	9	11-3-0	285	259	145	.50344	145	27	27
DIV. I NON-CONF.		22-7-1	.75	28	1-0-0	284	271	134	.50442	134	29	29
TOTALS		RPI 1-25		RPI 26-50		W-L RECORDS		RPI 51-100		RPI 101-150		RPI 150+
41-14-1		0-0-0		0-0-0		OVERALL		0-0-0		4-1-0		37-13-1
21-8-1		0-0-0		0-0-0		HOME		0-0-0		4-1-0		17-7-1
14-3-0		0-0-0		0-0-0		AWAY		0-0-0		0-0-0		14-3-0
6-3-0		0-0-0		0-0-0		NEUTRAL		0-0-0		0-0-0		6-3-0
22-7-1		0-0-0		0-0-0		NON-CONFERENCE		0-0-0		4-1-0		18-6-1
12-5-1		0-0-0		0-0-0		HOME		0-0-0		4-1-0		8-4-1
8-1-0		0-0-0		0-0-		AWAY		0-0-0		0-0-0		8-1-0
2-1-0		0-0-0		0-0-0		NEUTRAL		0-0-0		0-0-0		2-1-0
19-7-0		0-0-0		0-0-0		CONFERENCE		0-0-0		0-0-0		19-7-0
9-3-0		0-0-0		0-0-0		HOME		0-0-0		0-0-0		9-3-0
6-2-0		0-0-0		0-0-0		AWAY		0-0-0		0-0-0		6-2-0
4-2-0		0-0-0		0-0-0		NEUTRAL		0-0-0		0-0-0		4-2-0
RPI	S	Opponent	Score	RPI	S	Opponent	Score	RPI	S	Opponent	Score	
										105 H Princeton	1	4
										105 H Princeton	7	0
										105 H Princeton	1	0
										105 H Princeton	1	0
										107 H Rutgers	3	2
										156 H Holy Cross	2	4
										156 H Holy Cross	1	3
										156 H Holy Cross	4	2
										156 H Holy Cross	9	0
										156 N Holy Cross	2	3
										156 N Holy Cross	1	0
										156 N Holy Cross	2	1
										171 A UMBC	4	5
										171 H UMBC	4	6
										174 A Georgetown	6	5
										175 N Air Force	3	1
										175 N Air Force	5	0
										175 N Air Force	5	10
										202 H Central Conn. St.	2	9
										202 H Central Conn. St.	1	8
										202 H Central Conn. St.	2	3
				LAST 15 GAMES						210 H Yale	11	4
				156 N Holy Cross	1	0	261 A Bucknell	4	6	210 H Yale	3	2
				156 N Holy Cross	2	3	261 A Bucknell	2	0	210 H Yale	2	2
				156 N Holy Cross	2	1	261 A Bucknell	7	4	210 H Yale	8	2
				261 N Bucknell	13	6				225 A Towson	6	5
				261 N Bucknell	5	3				245 H Lehigh	2	9

Non-Div. I Games: Chestnut Hill 13 1

Navy

261 N Bucknell	3	9
261 A Bucknell	15	0

RPI	S	Opponent	Score	
245	H	Lehigh	3	0
245	H	Lehigh	3	0
245	H	Lehigh	10	3
246	H	Buffalo	6	2
254	H	Army West Point	3	2
254	H	Army West Point	7	3
254	H	Army West Point	3	1
254	H	Army West Point	6	2
261	A	Bucknell	4	6
261	A	Bucknell	15	0
261	A	Bucknell	7	4
261	A	Bucknell	2	0
261	N	Bucknell	5	3
261	N	Bucknell	13	6
261	N	Bucknell	3	9
263	H	NJIT	7	3
263	H	NJIT	4	0
264	A	Lafayette	19	6
264	A	Lafayette	7	0
264	A	Lafayette	8	4
264	A	Lafayette	5	7
274	A	George Mason	13	9
287	A	N.C. A&T	6	1
287	A	N.C. A&T	14	8
287	A	N.C. A&T	11	4
291	A	Delaware St.	16	4
291	H	Delaware St.	20	4

N
a
v
y

N
a
v
y

Navy

RPI	S	Opponent	Score	
294	A	UMES	16	4
294	H	UMES	11	2

N
a
v
y

N
a
v
y

Navy

Average RPI Win:		203	WON-LOST RECORD		WINNING PCT. RANK		LAST 15 GAMES		STRENGTH OF SCHEDULE		OPP. STRENGTH OF SCHEDULE		TEAM RPI		ADJ RPI		CONF. RPI		ADJ CONF. RPI		
Average RPI Loss:		133																			
DIV. I ONLY			34-23-0		.59649 79		10-5-0		231		198		146		.50306 146		28		28		
DIV. I NON-CONF.			12-14-0		.46154 167		0-1-0		160		44		160		.49114 160		27		27		
TOTALS		RPI 1-25		RPI 26-50		W-L RECORDS		RPI 51-100		RPI 101-150		RPI 150+									
34-23-0		1-3-0		1-3-0		OVERALL		0-0-0		6-10-0		26-7-0									
15-9-0		0-0-0		0-1-0		HOME		0-0-0		4-6-0		11-2-0									
16-9-0		1-3-0		0-1-0		AWAY		0-0-0		2-0-0		13-5-0									
3-5-0		0-0-0		1-1-0		NEUTRAL		0-0-0		0-4-0		2-0-0									
12-14-0		1-3-0		1-3-0		NON-CONFERENCE		0-0-0		3-5-0		7-3-0									
6-6-0		0-0-0		0-1-0		HOME		0-0-0		1-3-0		5-2-0									
5-5-0		1-3-0		0-0-		AWAY		0-0-0		2-0-0		2-1-0									
1-3-0		0-0-0		1-1-0		NEUTRAL		0-0-0		0-2-0		0-0-0									
22-9-0		0-0-0		0-0-0		CONFERENCE		0-0-0		3-5-0		19-4-0									
9-3-0		0-0-0		0-0-0		HOME		0-0-0		3-3-0		6-0-0									
11-4-0		0-0-0		0-0-0		AWAY		0-0-0		0-0-0		11-4-0									
2-2-0		0-0-0		0-0-0		NEUTRAL		0-0-0		0-2-0		2-0-0									
RPI	S	Opponent			Score		RPI	S	Opponent			Score		RPI	S	Opponent			Score		
14	A	Texas Tech			7 6		48	A	New Mexico			4 10		104	H	SFA			2 8		
14	A	Texas Tech			2 14		48	H	New Mexico			2 3		104	H	SFA			7 14		
21	A	Arizona			8 11		48	N	New Mexico			9 6		104	H	SFA			7 6		
21	A	Arizona			7 8		48	N	New Mexico			2 3		104	H	SFA			4 5		
														112	H	Seattle			8 5		
														112	H	Seattle			7 5		
														112	H	Seattle			9 10		
														112	N	Seattle			10 12		
														115	A	Baylor			9 5		
														115	A	Baylor			7 4		
														123	N	San Diego			1 5		
														123	N	San Diego			1 10		
														130	H	Utah Valley			7 4		
														130	H	Utah Valley			4 7		
														130	H	Utah Valley			1 6		
														130	N	Utah Valley			2 3		
														152	A	UC Riverside			2 8		
														152	A	UC Riverside			4 2		
														152	A	UC Riverside			6 5		
														172	H	Sacramento St.			14 4		
														172	H	Sacramento St.			13 6		
														172	H	Sacramento St.			6 2		
														172	N	Sacramento St.			5 4		
														213	A	Grand Canyon			5 4		
														213	A	Grand Canyon			7 6		
														213	A	Grand Canyon			4 3		
														225	H	Towson			17 3		
							LAST 15 GAMES														
							112 N Seattle		10 12		290 A North Dakota		7 2								
							172 N Sacramento St.		5 4		290 A North Dakota		4 0								
							256 N CSU Bakersfield		11 6		290 A North Dakota		6 0								
							130 N Utah Valley		2 3												
							268 A Northern Colo.		3 6												

Non-Div. I Games:

New Mexico St.

268	A	Northern Colo.	18	16
268	A	Northern Colo.	10	6

RPI	S	Opponent	Score	
225	H	Towson	9	8
225	H	Towson	8	5
240	H	Maine	3	13
240	H	Maine	7	3
240	H	Maine	1	3
240	H	Maine	3	2
256	A	CSU Bakersfield	5	4
256	A	CSU Bakersfield	6	7
256	A	CSU Bakersfield	2	8
256	N	CSU Bakersfield	11	6
268	A	Northern Colo.	18	16
268	A	Northern Colo.	10	6
268	A	Northern Colo.	3	6
281	A	UTRGV	7	3
281	A	UTRGV	3	9
281	A	UTRGV	12	3
290	A	North Dakota	6	0
290	A	North Dakota	4	0
290	A	North Dakota	7	2
293	H	Chicago St.	17	5
293	H	Chicago St.	11	4
293	H	Chicago St.	8	2

New Mexico St.

New Mexico St.

New Mexico St.

Average RPI Win:	208	WON-LOST	WINNING	LAST 15	STRENGTH OF	OPP. STRENGTH	TEAM	ADJ	CONF.	ADJ CONF.	
Average RPI Loss:	114	RECORD	PCT. RANK	GAMES	SCHEDULE	OF SCHEDULE	RPI	RPI	RPI	RPI	
DIV. I ONLY	38-20-0	.65517	38	7-8-0	268	169	147	.50295	147	16	16
DIV. I NON-CONF.	28-10-0	.73684	32	2-0-0	280	211	117	.51311	117	16	16
<hr/>											
TOTALS	RPI 1-25	RPI 26-50		W-L RECORDS		RPI 51-100		RPI 101-150		RPI 150+	
38-20-0	0-0-0	1-4-0		OVERALL		4-6-0		5-6-0		28-4-0	
23-6-0	0-0-0	0-0-0		HOME		0-3-0		3-1-0		20-2-0	
8-9-0	0-0-0	1-2-0		AWAY		1-3-0		0-2-0		6-2-0	
7-5-0	0-0-0	0-2-0		NEUTRAL		3-0-0		2-3-0		2-0-0	
28-10-0	0-0-0	0-1-0		NON-CONFERENCE		4-3-0		3-4-0		21-2-0	
18-2-0	0-0-0	0-0-0		HOME		0-0-0		1-0-0		17-2-0	
3-5-0	0-0-0	0-0-		AWAY		1-3-0		0-2-0		2-0-0	
7-3-0	0-0-0	0-1-0		NEUTRAL		3-0-0		2-2-0		2-0-0	
10-10-0	0-0-0	1-3-0		CONFERENCE		0-3-0		2-2-0		7-2-0	
5-4-0	0-0-0	0-0-0		HOME		0-3-0		2-1-0		3-0-0	
5-4-0	0-0-0	1-2-0		AWAY		0-0-0		0-0-0		4-2-0	
0-2-0	0-0-0	0-1-0		NEUTRAL		0-0-0		0-1-0		0-0-0	
RPI	S	Opponent	Score	RPI	S	Opponent	Score	RPI	S	Opponent	Score
				35	N	Ohio St.	3 9	72	N	Iowa	7 1
				45	A	Creighton	1 3	78	H	Xavier	6 10
				45	A	Creighton	1 7	78	H	Xavier	6 10
				45	A	Creighton	5 4	78	H	Xavier	3 5
				45	N	Creighton	5 6	95	A	FIU	1 5
								95	A	FIU	1 10
								95	A	FIU	2 1
								95	A	FIU	3 8
								99	N	Indiana	6 4
								99	N	Indiana	7 2

Non-Div. I Games:

Seton Hall

263	A	NJIT	9	3
135	H	St. John's (NY)	7	0

RPI	S	Opponent	Score	
253	H	LIU Brooklyn	6	1
254	A	Army West Point	9	4
254	H	Army West Point	11	0
254	H	Army West Point	2	8
258	H	Wagner	9	2
263	A	NJIT	9	3
263	H	NJIT	9	2
264	H	Lafayette	5	1
269	H	Rider	10	4
276	A	Butler	5	2
276	A	Butler	7	6
276	A	Butler	8	2
284	H	Iona	5	4
288	N	Savannah St.	4	3
295	H	Saint Peter's	8	1
295	H	Saint Peter's	5	4

S
e
t
o
n
H
a
l
l

S
e
t
o
n
H
a
l
l

Average RPI Win: 187		WON-LOST	WINNING	LAST 15	STRENGTH OF		OPP. STRENGTH	TEAM	ADJ	CONF.	ADJ CONF.
Average RPI Loss: 140		RECORD	PCT. RANK	GAMES	SCHEDULE		OF SCHEDULE	RPI	RPI	RPI	RPI
DIV. I ONLY		31-22-0	.58491	84	8-7-0		199	185	148	.50198	148
DIV. I NON-CONF.		21-8-0	.72414	35	2-1-0		181	261	83	.53449	83
TOTALS		RPI 1-25	RPI 26-50		W-L RECORDS		RPI 51-100		RPI 101-150		RPI 150+
31-22-0	0-0-0	1-3-0		OVERALL		3-6-0		7-2-0		20-11-0	
18-12-0	0-0-0	1-3-0		HOME		1-0-0		4-1-0		12-8-0	
11-9-0	0-0-0	0-0-0		AWAY		1-6-0		3-1-0		7-2-0	
2-1-0	0-0-0	0-0-0		NEUTRAL		1-0-0		0-0-0		1-1-0	
21-8-0	0-0-0	0-1-0		NON-CONFERENCE		2-1-0		7-2-0		12-4-0	
14-4-0	0-0-0	0-1-0		HOME		1-0-0		4-1-0		9-2-0	
5-3-0	0-0-0	0-0-		AWAY		0-1-0		3-1-0		2-1-0	
2-1-0	0-0-0	0-0-0		NEUTRAL		1-0-0		0-0-0		1-1-0	
10-14-0	0-0-0	1-2-0		CONFERENCE		1-5-0		0-0-0		8-7-0	
4-8-0	0-0-0	1-2-0		HOME		0-0-0		0-0-0		3-6-0	
6-6-0	0-0-0	0-0-0		AWAY		1-5-0		0-0-0		5-1-0	
0-0-0	0-0-0	0-0-0		NEUTRAL		0-0-0		0-0-0		0-0-0	
RPI S	Opponent	Score	RPI S	Opponent	Score	RPI S	Opponent	Score	RPI S	Opponent	Score
			28 H	Bryant	5 16	60 H	Maryland	12 7	109 H	Binghamton	9 7
			33 H	UNCW	2 6	60 N	Maryland	10 8	109 H	Binghamton	4 2
			33 H	UNCW	11 7	65 A	Col. of Charleston	2 3	109 H	Binghamton	5 4
			33 H	UNCW	2 12	65 A	Col. of Charleston	2 15	109 H	Binghamton	13 2
						65 A	Col. of Charleston	4 14	139 A	Saint Joseph's	11 2
						80 A	Old Dominion	4 10	139 H	Saint Joseph's	4 9
						100 A	William & Mary	4 2	150 A	Stetson	6 1
						100 A	William & Mary	4 7	150 A	Stetson	2 5
						100 A	William & Mary	0 10	150 A	Stetson	12 10
									167 H	Northeastern	1 6
									167 H	Northeastern	3 6
									167 H	Northeastern	0 14
									179 H	James Madison	16 6
									179 H	James Madison	12 14
									179 H	James Madison	3 7
									182 H	Fairfield	4 3
									182 H	Fairfield	22 6
									182 H	Fairfield	11 6
									199 N	Virginia Tech	7 6
									207 H	Elon	16 12
									207 H	Elon	6 7
									207 H	Elon	9 3
									215 N	Manhattan	2 10
									219 H	UMass Lowell	4 2
									219 H	UMass Lowell	3 5
									225 A	Towson	9 6
									225 A	Towson	9 10

Non-Div. I Games: Wilmington (DE) 7 0

Delaware

225	A	Towson	9	10
207	H	Elon	16	12

RPI	S	Opponent	Score	
225	A	Towson	6	1
242	H	Siena	11	4
242	H	Siena	2	9
242	H	Siena	6	2
245	A	Lehigh	7	16
249	A	Hofstra	8	4
249	A	Hofstra	13	3
249	A	Hofstra	8	4
277	A	La Salle	4	2
277	H	La Salle	22	1
291	A	Delaware St.	19	8
291	H	Delaware St.	8	3
291	H	Delaware St.	4	2

Delaware

D
e
l
a
w
a
r
e

D
e
l
a
w
a
r
e

Average RPI Win: 137		WON-LOST	WINNING	LAST 15	STRENGTH OF		OPP. STRENGTH	TEAM	ADJ	CONF.	ADJ CONF.
Average RPI Loss: 87		RECORD	PCT. RANK	GAMES	SCHEDULE		OF SCHEDULE	RPI	RPI	RPI	RPI
DIV. I ONLY		20-35-0	.36364	241	5-10-0		35	90	149	.50154	149
DIV. I NON-CONF.		10-15-0	.4	206	1-2-0		8	76	94	.53009	94
TOTALS		RPI 1-25	RPI 26-50		W-L RECORDS		RPI 51-100		RPI 101-150		RPI 150+
20-35-0		1-6-0	1-9-0		OVERALL		6-5-0		6-10-0		6-5-0
11-10-0		0-0-0	0-2-0		HOME		1-2-0		4-4-0		6-2-0
9-24-0		1-5-0	1-7-0		AWAY		5-3-0		2-6-0		0-3-0
0-1-0		0-1-0	0-0-0		NEUTRAL		0-0-0		0-0-0		0-0-0
10-15-0		1-3-0	1-6-0		NON-CONFERENCE		1-1-0		5-5-0		2-0-0
5-4-0		0-0-0	0-2-0		HOME		0-0-0		3-2-0		2-0-0
5-10-0		1-2-0	1-0-		AWAY		1-1-0		2-3-0		0-0-0
0-1-0		0-1-0	0-0-0		NEUTRAL		0-0-0		0-0-0		0-0-0
10-20-0		0-3-0	0-3-0		CONFERENCE		5-4-0		1-5-0		4-5-0
6-6-0		0-0-0	0-0-0		HOME		1-2-0		1-2-0		4-2-0
4-14-0		0-3-0	0-3-0		AWAY		4-2-0		0-3-0		0-3-0
0-0-0		0-0-0	0-0-0		NEUTRAL		0-0-0		0-0-0		0-0-0
RPI S	Opponent	Score	RPI S	Opponent	Score	RPI S	Opponent	Score	RPI S	Opponent	Score
11 N	Mississippi St.	0 1	31 A	Louisiana Tech	4 14	81 H	Ga. Southern	2 1	103 A	Western Caro.	16 10
15 A	UL Lafayette	2 6	31 H	Louisiana Tech	1 7	81 H	Ga. Southern	1 4	103 A	Western Caro.	11 6
15 A	UL Lafayette	2 8	40 A	Southeastern La.	0 2	81 H	Ga. Southern	1 13	103 A	Western Caro.	7 15
15 A	UL Lafayette	5 6	40 A	Southeastern La.	2 8	91 A	Troy	4 3	104 A	SFA	2 6
22 A	Dallas Baptist	3 7	40 A	Southeastern La.	6 5	91 A	Troy	3 5	117 A	Arkansas St.	1 8
22 A	Dallas Baptist	6 3	46 A	Northwestern St.	2 11	91 A	Troy	6 2	117 A	Arkansas St.	4 12
22 A	Dallas Baptist	1 6	46 H	Northwestern St.	2 6	97 A	UT Arlington	3 2	117 A	Arkansas St.	4 5
			49 A	South Ala.	0 13	97 A	UT Arlington	4 8	121 A	Arkansas	1 3
			49 A	South Ala.	4 10	97 A	UT Arlington	8 3	127 H	Samford	6 4
			49 A	South Ala.	2 12	98 A	McNeese St.	12 4	127 H	Samford	2 10
						98 A	McNeese St.	2 11	127 H	Samford	5 2
									129 H	Little Rock	0 17
									129 H	Little Rock	6 7
									129 H	Little Rock	4 1
									137 H	Valparaiso	6 9
									137 H	Valparaiso	18 9
									151 A	Texas St.	5 7
									151 A	Texas St.	2 3
									151 A	Texas St.	1 6
									181 H	Nicholls St.	3 1
									229 H	Georgia St.	3 7
									229 H	Georgia St.	5 3
									229 H	Georgia St.	14 0
									239 H	Appalachian St.	4 5
									239 H	Appalachian St.	10 5
									239 H	Appalachian St.	6 2
									286 H	Jackson St.	10 7
			LAST 15 GAMES								
			15 A	UL Lafayette	2 6	91 A	Troy	6 2			
			15 A	UL Lafayette	5 6	91 A	Troy	3 5			
			15 A	UL Lafayette	2 8	31 A	Louisiana Tech	4 14			
			129 H	Little Rock	6 7						
			129 H	Little Rock	0 17						

Non-Div. I Games:

La.-Monroe

129	H	Little Rock	4	1
91	A	Troy	4	3

L
a
.
-
M
o
n
r
o
e

L
a
.
-
M
o
n
r
o
e

Average RPI Win: 193		WON-LOST RECORD		WINNING PCT. RANK		LAST 15 GAMES		STRENGTH OF SCHEDULE		OPP. STRENGTH OF SCHEDULE		TEAM RPI		ADJ RPI		CONF. RPI		ADJ CONF. RPI	
DIV. I ONLY		29-29-0		.5 148		9-6-0		105		140		150		.50078 150		15		15	
DIV. I NON-CONF.		16-17-0		.48485 155		0-1-0		107		122		167		.48797 167		17		17	
TOTALS		RPI 1-25		RPI 26-50		W-L RECORDS		RPI 51-100		RPI 101-150		RPI 150+							
29-29-0		0-6-0		0-3-0		OVERALL		4-6-0		3-4-0		22-10-0							
18-15-0		0-0-0		0-3-0		HOME		1-3-0		1-2-0		16-7-0							
7-14-0		0-6-0		0-0-0		AWAY		1-3-0		1-2-0		5-3-0							
4-0-0		0-0-0		0-0-0		NEUTRAL		2-0-0		1-0-0		1-0-0							
16-17-0		0-6-0		0-3-0		NON-CONFERENCE		1-1-0		1-2-0		14-5-0							
14-10-0		0-0-0		0-3-0		HOME		0-1-0		1-2-0		13-4-0							
2-7-0		0-6-0		0-0-		AWAY		1-0-0		0-0-0		1-1-0							
0-0-0		0-0-0		0-0-0		NEUTRAL		0-0-0		0-0-0		0-0-0							
13-12-0		0-0-0		0-0-0		CONFERENCE		3-5-0		2-2-0		8-5-0							
4-5-0		0-0-0		0-0-0		HOME		1-2-0		0-0-0		3-3-0							
5-7-0		0-0-0		0-0-0		AWAY		0-3-0		1-2-0		4-2-0							
4-0-0		0-0-0		0-0-0		NEUTRAL		2-0-0		1-0-0		1-0-0							
RPI	S	Opponent		Score		RPI	S	Opponent		Score		RPI	S	Opponent		Score			
3	A	Miami (FL)		2	4	45	H	Creighton		1	5	56	H	Illinois		1	4		
12	A	Coastal Caro.		2	11	45	H	Creighton		5	7	64	A	North Florida		0	5		
12	A	Coastal Caro.		5	17	45	H	Creighton		1	4	64	A	North Florida		3	5		
12	A	Coastal Caro.		2	12							64	A	North Florida		2	6		
13	A	Florida St.		5	8							64	N	North Florida		7	6		
13	A	Florida St.		6	8							86	H	Jacksonville		3	8		
												86	H	Jacksonville		1	2		
												86	H	Jacksonville		4	3		
												86	N	Jacksonville		9	7		
												95	A	FIU		8	5		

Non-Div. I Games:

Stetson

194 H Lipscomb	1	9
194 H Lipscomb	3	4

RPI	S	Opponent	Score	
240	H	Maine	6	4
240	H	Maine	5	1
240	H	Maine	7	6
242	H	Siena	5	3
242	H	Siena	13	6
243	H	Villanova	5	1
260	H	The Citadel	11	5
260	H	The Citadel	3	1
260	H	The Citadel	7	0
263	A	NJIT	16	6
263	A	NJIT	3	1
263	A	NJIT	11	3

Stetson

S
t
e
t
s
o
n

S
t
e
t
s
o
n

Average RPI Win: 163		WON-LOST	WINNING	LAST 15	STRENGTH OF		OPP. STRENGTH	TEAM	ADJ	CONF.	ADJ CONF.
Average RPI Loss: 96		RECORD	PCT. RANK	GAMES	SCHEDULE		OF SCHEDULE	RPI	RPI	RPI	RPI
DIV. I ONLY		31-28-0	.52542	128	9-6-0		179	52	151	.50063	151
DIV. I NON-CONF.		14-12-0	.53846	123	2-0-0		256	26	173	.4845	173
TOTALS		RPI 1-25	RPI 26-50		W-L RECORDS		RPI 51-100		RPI 101-150		RPI 150+
31-28-0		1-6-0	0-4-0		OVERALL		8-6-0		7-8-0		15-4-0
18-14-0		0-1-0	0-3-0		HOME		2-4-0		3-4-0		13-2-0
11-11-0		1-4-0	0-1-0		AWAY		5-1-0		3-3-0		2-2-0
2-3-0		0-1-0	0-0-0		NEUTRAL		1-1-0		1-1-0		0-0-0
14-12-0		0-3-0	0-1-0		NON-CONFERENCE		1-3-0		3-2-0		10-3-0
9-5-0		0-1-0	0-0-0		HOME		1-2-0		0-1-0		8-1-0
4-6-0		0-2-0	0-0-		AWAY		0-0-0		2-1-0		2-2-0
1-1-0		0-0-0	0-0-0		NEUTRAL		0-1-0		1-0-0		0-0-0
17-16-0		1-3-0	0-3-0		CONFERENCE		7-3-0		4-6-0		5-1-0
9-9-0		0-0-0	0-3-0		HOME		1-2-0		3-3-0		5-1-0
7-5-0		1-2-0	0-0-0		AWAY		5-1-0		1-2-0		0-0-0
1-2-0		0-1-0	0-0-0		NEUTRAL		1-0-0		0-1-0		0-0-0
RPI S	Opponent	Score	RPI S	Opponent	Score	RPI S	Opponent	Score	RPI S	Opponent	Score
4 A	Texas A&M	1 14	34 A	Sam Houston St.	6 8	77 N	Michigan St.	2 3	115 A	Baylor	12 3
15 A	UL Lafayette	1 5	49 H	South Ala.	2 3	81 A	Ga. Southern	4 3	117 A	Arkansas St.	12 3
15 A	UL Lafayette	0 1	49 H	South Ala.	4 6	81 A	Ga. Southern	7 3	117 A	Arkansas St.	6 9
15 A	UL Lafayette	2 1	49 H	South Ala.	3 7	81 A	Ga. Southern	4 3	117 A	Arkansas St.	1 6
15 N	UL Lafayette	2 4				88 H	Nevada	6 17	117 N	Arkansas St.	3 4
24 A	Rice	4 8				88 H	Nevada	3 6	129 H	Little Rock	6 7
24 H	Rice	1 3				88 H	Nevada	3 2	129 H	Little Rock	7 8
						91 H	Troy	8 12	129 H	Little Rock	2 10
						91 H	Troy	3 5	133 A	Texas	3 2
						91 H	Troy	4 1	133 A	Texas	2 6
						91 N	Troy	11 6	133 H	Texas	4 10
						97 A	UT Arlington	4 3	144 N	UCF	2 1
						97 A	UT Arlington	4 9	149 H	La.-Monroe	3 2
						97 A	UT Arlington	6 2	149 H	La.-Monroe	6 1
									149 H	La.-Monroe	7 5
									177 H	Washington St.	8 9
									177 H	Washington St.	7 6
									177 H	Washington St.	6 2
									177 H	Washington St.	10 1
									186 A	UTSA	6 0
									186 A	UTSA	7 14
									186 H	UTSA	13 10
						117 A	Arkansas St.	12 3	229 H	Georgia St.	9 10
						117 A	Arkansas St.	6 9	229 H	Georgia St.	10 1
						117 A	Arkansas St.	1 6	229 H	Georgia St.	6 2
									230 A	A&M-Corpus Christi	11 0
									230 H	A&M-Corpus Christi	4 1

Non-Div. I Games:

Texas St.

97	A	UT Arlington	4	3
133	A	Texas	3	2

RPI	S	Opponent	Score	
239	H	Appalachian St.	16	0
239	H	Appalachian St.	4	0
239	H	Appalachian St.	4	2
275	H	Incarnate Word	5	4
275	H	Incarnate Word	22	5
275	H	Incarnate Word	4	0
281	A	UTRGV	3	4

Texas St.

T
e
x
a
s
t
.

T
e
x
a
s
t
.

Average RPI Win:		132	WON-LOST RECORD		WINNING PCT. RANK	LAST 15 GAMES	STRENGTH OF SCHEDULE		OPP. STRENGTH OF SCHEDULE	TEAM RPI	ADJ RPI	CONF. RPI	ADJ CONF. RPI				
Average RPI Loss:		125															
DIV. I ONLY			26-29-0		.47273	173	7-8-0		138	81	152	.49826	152	8	8		
DIV. I NON-CONF.			14-17-0		.45161	176	1-1-0		235	36	197	.47465	196	13	13		
TOTALS		RPI 1-25		RPI 26-50		W-L RECORDS		RPI 51-100		RPI 101-150		RPI 150+					
26-29-0		3-2-0		0-3-0		OVERALL		5-5-0		10-12-0		8-7-0					
15-13-0		0-0-0		0-0-0		HOME		4-3-0		8-9-0		3-1-0					
11-16-0		3-2-0		0-3-0		AWAY		1-2-0		2-2-0		5-6-0					
0-0-0		0-0-0		0-0-0		NEUTRAL		0-0-0		0-0-0		0-0-0					
14-17-0		1-1-0		0-0-0		NON-CONFERENCE		3-4-0		5-8-0		5-4-0					
7-9-0		0-0-0		0-0-0		HOME		2-2-0		4-7-0		1-0-0					
7-8-0		1-1-0		0-0-0		AWAY		1-2-0		1-1-0		4-4-0					
0-0-0		0-0-0		0-0-0		NEUTRAL		0-0-0		0-0-0		0-0-0					
12-12-0		2-1-0		0-3-0		CONFERENCE		2-1-0		5-4-0		3-3-0					
8-4-0		0-0-0		0-0-0		HOME		2-1-0		4-2-0		2-1-0					
4-8-0		2-1-0		0-3-0		AWAY		0-0-0		1-2-0		1-2-0					
0-0-0		0-0-0		0-0-0		NEUTRAL		0-0-0		0-0-0		0-0-0					
RPI	S	Opponent		Score		RPI	S	Opponent		Score		RPI	S	Opponent		Score	
21	A	Arizona		3	4	42	A	Cal St. Fullerton		1	2	52	H	Long Beach St.		14	13
21	A	Arizona		6	5	42	A	Cal St. Fullerton		2	9	52	H	Long Beach St.		4	3
23	A	UC Santa Barbara		1	2	42	A	Cal St. Fullerton		2	6	52	H	Long Beach St.		7	10
23	A	UC Santa Barbara		6	0							55	H	Washington		4	17
23	A	UC Santa Barbara		3	1							55	H	Washington		8	5
												55	H	Washington		1	2
												55	H	Washington		6	5
												93	A	Utah		5	3
												93	A	Utah		8	9
												93	A	Utah		0	4
											</						

Non-Div. I Games:

UC Riverside

124	H	Cal Poly	6	4
188	H	San Diego St.	8	3

RPI	S	Opponent	Score	
225	H	UC Davis	12	13
225	H	UC Davis	8	5
225	H	UC Davis	5	3
231	A	Portland	5	8
231	A	Portland	4	1
231	A	Portland	6	10
231	A	Portland	3	4
256	A	CSU Bakersfield	2	8
256	A	CSU Bakersfield	7	3
256	A	CSU Bakersfield	8	4

UC Riverside

U
C
R
i
v
e
r
s
i
d
e

U
C
R
i
v
e
r
s
i
d
e

UAB

Average RPI Win: 121		WON-LOST	WINNING	LAST 15	STRENGTH OF		OPP. STRENGTH	TEAM	ADJ	CONF.	ADJ CONF.			
Average RPI Loss: 79		RECORD	PCT. RANK	GAMES	SCHEDULE		OF SCHEDULE	RPI	RPI	RPI	RPI			
DIV. I ONLY		21-34-0	.38182	235	4-11-0		30	59	153	.49654	153			
DIV. I NON-CONF.		9-16-0	.36	225	1-3-0		38	121	185	.4797	185			
TOTALS		RPI 1-25	RPI 26-50		W-L RECORDS		RPI 51-100		RPI 101-150		RPI 150+			
21-34-0		3-5-0	3-8-0		OVERALL		3-11-0		2-7-0		10-3-0			
16-14-0		2-3-0	2-1-0		HOME		2-3-0		2-5-0		8-2-0			
5-20-0		1-2-0	1-7-0		AWAY		1-8-0		0-2-0		2-1-0			
0-0-0		0-0-0	0-0-0		NEUTRAL		0-0-0		0-0-0		0-0-0			
9-16-0		0-2-0	1-4-0		NON-CONFERENCE		2-3-0		1-5-0		5-2-0			
8-7-0		0-2-0	0-0-0		HOME		2-0-0		1-3-0		5-2-0			
1-9-0		0-0-0	1-0-		AWAY		0-3-0		0-2-0		0-0-0			
0-0-0		0-0-0	0-0-0		NEUTRAL		0-0-0		0-0-0		0-0-0			
12-18-0		3-3-0	2-4-0		CONFERENCE		1-8-0		1-2-0		5-1-0			
8-7-0		2-1-0	2-1-0		HOME		0-3-0		1-2-0		3-0-0			
4-11-0		1-2-0	0-3-0		AWAY		1-5-0		0-0-0		2-1-0			
0-0-0		0-0-0	0-0-0		NEUTRAL		0-0-0		0-0-0		0-0-0			
RPI	S	Opponent	Score		RPI	S	Opponent	Score		RPI	S	Opponent	Score	
5	H	Ole Miss	1	8	27	A	Fla. Atlantic	3	5	61	A	Alabama	6	7
5	H	Ole Miss	1	5	27	A	Fla. Atlantic	0	5	61	H	Alabama	8	0
18	H	Southern Miss.	8	7	27	A	Fla. Atlantic	3	7	63	A	Marshall	5	9
18	H	Southern Miss.	5	3	31	H	Louisiana Tech	10	8	63	A	Marshall	3	4
18	H	Southern Miss.	0	11	31	H	Louisiana Tech	7	0	63	A	Marshall	1	5
24	A	Rice	0	3	31	H	Louisiana Tech	4	5	80	A	Old Dominion	3	6
24	A	Rice	3	7	35	A	Ohio St.	6	3	80	A	Old Dominion	6	3
24	A	Rice	6	2	35	A	Ohio St.	3	12	80	A	Old Dominion	4	7
					45	A	Creighton	3	4	89	A	Jacksonville St.	10	11
					45	A	Creighton	1	3	91	A	Troy	1	2
					45	A	Creighton	1	2	91	H	Troy	7	0
										95	H	FIU	4	5
										95	H	FIU	0	11
										95	H	FIU	4	11

Non-Div. I Games:

UAB

95 H FIU	0	11
95 H FIU	4	5

U
A
B

U
A
B

Average RPI Win:	124	WON-LOST RECORD	WINNING PCT. RANK	LAST 15 GAMES	STRENGTH OF SCHEDULE	OPP. STRENGTH OF SCHEDULE	TEAM RPI	ADJ RPI	CONF. RPI	ADJ CONF. RPI		
DIV. I ONLY		23-32-0	.41818	215	7-8-0	61	53	154	.49601	154	5	5
DIV. I NON-CONF.		11-13-0	.45833	170	1-0-0	114	98	190	.4777	190	5	5
<hr/>												
TOTALS	RPI 1-25	RPI 26-50		W-L RECORDS		RPI 51-100		RPI 101-150		RPI 150+		
23-32-0	2-8-0	4-6-0		OVERALL		5-10-0		0-0-0		12-8-0		
14-20-0	1-4-0	1-1-0		HOME		5-10-0		0-0-0		7-5-0		
9-10-0	1-4-0	3-3-0		AWAY		0-0-0		0-0-0		5-3-0		
0-2-0	0-0-0	0-2-0		NEUTRAL		0-0-0		0-0-0		0-0-0		
11-13-0	1-3-0	1-1-0		NON-CONFERENCE		1-5-0		0-0-0		8-4-0		
9-10-0	1-1-0	1-1-0		HOME		1-5-0		0-0-0		6-3-0		
2-3-0	0-2-0	0-0-		AWAY		0-0-0		0-0-0		2-1-0		
0-0-0	0-0-0	0-0-0		NEUTRAL		0-0-0		0-0-0		0-0-0		
12-19-0	1-5-0	3-5-0		CONFERENCE		4-5-0		0-0-0		4-4-0		
5-10-0	0-3-0	0-0-0		HOME		4-5-0		0-0-0		1-2-0		
7-7-0	1-2-0	3-3-0		AWAY		0-0-0		0-0-0		3-2-0		
0-2-0	0-0-0	0-2-0		NEUTRAL		0-0-0		0-0-0		0-0-0		
RPI S	Opponent	Score	RPI S	Opponent	Score	RPI S	Opponent	Score	RPI S	Opponent	Score	
10 A	North Carolina St.	3 7	27 A	Fla. Atlantic	12 7	63 H	Marshall	5 10	153 H	UAB	6 4	
10 H	North Carolina St.	1 7	27 A	Fla. Atlantic	8 17	63 H	Marshall	2 7	153 H	UAB	1 2	
18 H	Southern Miss.	1 9	27 A	Fla. Atlantic	7 6	63 H	Marshall	5 0	153 H	UAB	8 11	
18 H	Southern Miss.	6 16	27 N	Fla. Atlantic	5 7	71 H	Kent St.	3 4	155 A	Gardner-Webb	4 8	
18 H	Southern Miss.	6 9	31 A	Louisiana Tech	2 5	71 H	Kent St.	6 11	162 A	Kennesaw St.	12 8	
24 A	Rice	1 5	31 A	Louisiana Tech	2 3	71 H	Kent St.	3 11	165 A	Middle Tenn.	0 3	
24 A	Rice	4 12	31 A	Louisiana Tech	7 4	80 H	Old Dominion	5 8	165 A	Middle Tenn.	11 12	
24 A	Rice	1 0	31 N	Louisiana Tech	3 13	80 H	Old Dominion	5 2	165 A	Middle Tenn.	8 4	
25 A	Wake Forest	5 6	37 H	Georgia	3 6	80 H	Old Dominion	6 8	170 A	Winthrop	7 1	
25 H	Wake Forest	7 6	37 H	Georgia	10 5	95 H	FIU	6 2	182 H	Fairfield	6 2	
						95 H	FIU	4 3	182 H	Fairfield	2 3	
						95 H	FIU	5 8	182 H	Fairfield	8 7	
						100 H	William & Mary	1 5	186 A	UTSA	4 2	
						100 H	William & Mary	7 3	186 A	UTSA	22 4	
						100 H	William & Mary	0 11	203 H	Toledo	8 0	
									203 H	Toledo	12 4	
									203 H	Toledo	2 3	
									203 H	Toledo	9 8	
									260 H	The Citadel	15 4	
									287 H	N.C. A&T	7 9	
LAST 15 GAMES												
31 N Louisiana Tech						3	13	80 H Old Dominion	5	2		
27 N Fla. Atlantic						5	7	80 H Old Dominion	5	8		
153 H UAB						8	11	80 H Old Dominion	6	8		
153 H UAB						6	4					
153 H UAB						1	2					

Non-Div. I Games:

Charlotte

186 A UTSA	4	2
186 A UTSA	22	4

C
h
a
r
l
o
t
t
e

C
h
a
r
l
o
t
t
e

Average RPI Win:		224	WON-LOST RECORD		WINNING PCT. RANK		LAST 15 GAMES		STRENGTH OF SCHEDULE		OPP. STRENGTH OF SCHEDULE		TEAM RPI		ADJ RPI		CONF. RPI		ADJ CONF. RPI	
DIV. I ONLY			37-21-0		.63793 52		8-7-0		273		166		155		.49582 155		17		17	
DIV. I NON-CONF.			22-9-0		.70968 36		1-2-0		293		222		164		.48965 164		19		19	
TOTALS		RPI 1-25		RPI 26-50		W-L RECORDS		RPI 51-100		RPI 101-150		RPI 150+								
37-21-0		0-5-0		0-2-0		OVERALL		0-0-0		5-2-0		32-12-0								
29-6-0		0-0-0		0-0-0		HOME		0-0-0		4-1-0		25-5-0								
7-13-0		0-4-0		0-2-0		AWAY		0-0-0		1-1-0		6-6-0								
1-2-0		0-1-0		0-0-0		NEUTRAL		0-0-0		0-0-0		1-1-0								
22-9-0		0-1-0		0-2-0		NON-CONFERENCE		0-0-0		3-1-0		19-5-0								
20-3-0		0-0-0		0-0-0		HOME		0-0-0		2-0-0		18-3-0								
2-6-0		0-1-0		0-0-		AWAY		0-0-0		1-1-0		1-2-0								
0-0-0		0-0-0		0-0-0		NEUTRAL		0-0-0		0-0-0		0-0-0								
15-12-0		0-4-0		0-0-0		CONFERENCE		0-0-0		2-1-0		13-7-0								
9-3-0		0-0-0		0-0-0		HOME		0-0-0		2-1-0		7-2-0								
5-7-0		0-3-0		0-0-0		AWAY		0-0-0		0-0-0		5-4-0								
1-2-0		0-1-0		0-0-0		NEUTRAL		0-0-0		0-0-0		1-1-0								
RPI	S	Opponent		Score		RPI	S	Opponent		Score		RPI	S	Opponent		Score				
12	A	Coastal Caro.		4	10	26	A	Duke		1	4	103	A	Western Caro.		14	16			
12	A	Coastal Caro.		6	10	26	A	Duke		4	13	103	H	Western Caro.		4	0			
12	A	Coastal Caro.		4	16							106	H	High Point		9	0			
12	N	Coastal Caro.		3	4							106	H	High Point		3	1			
19	A	North Carolina		5	11							106	H	High Point		2	5			
												131	A	Furman		2	1			
												131	H	Furman		6	3			
												154	H	Charlotte		8	4			
												161	A	Campbell		5	0			
												161	A	Campbell		4	17			
												161	A	Campbell		4	10			
												170	H	Winthrop		5	3			
												170	H	Winthrop		5	3			
												170	H	Winthrop		4	7			
												179	H	James Madison		7	6			
												179	H	James Madison		5	4			
												179	H	James Madison		8	2			
												189	A	Wofford		9	13			
												189	H	Wofford		1	5			
												189	H	Wofford		5	3			
												204	A	Radford		0	1			
												204	A	Radford		10	4			
												204	A	Radford		4	6			
												204	N	Radford		4	8			
												208	H	Presbyterian		14	0			
												208	H	Presbyterian		0	3			
												208	H	Presbyterian		3	1			
LAST 15 GAMES																				
						204	N	Radford		4	8	285	A	UNC Asheville		12	1			
						12	N	Coastal Caro.		3	4	285	A	UNC Asheville		11	6			
						208	N	Presbyterian		5	3	26	A	Duke		1	4			
						170	H	Winthrop		4	7									
						170	H	Winthrop		5	3									

Non-Div. I Games:

Gardner-Webb

170	H	Winthrop	5	3
285	A	UNC Asheville	6	1

RPI	S	Opponent	Score	
208	N	Presbyterian	5	3
222	A	USC Upstate	4	7
222	H	USC Upstate	0	3
238	H	Charleston So.	1	0
238	H	Charleston So.	5	2
238	H	Charleston So.	21	2
264	H	Lafayette	6	7
269	H	Rider	6	2
269	H	Rider	6	1
269	H	Rider	8	2
269	H	Rider	3	2
284	H	Iona	9	8
284	H	Iona	11	1
284	H	Iona	3	2
284	H	Iona	4	2
285	A	UNC Asheville	6	1
285	A	UNC Asheville	11	6
285	A	UNC Asheville	12	1
287	A	N.C. A&T	1	0
287	H	N.C. A&T	10	6
291	H	Delaware St.	9	0
291	H	Delaware St.	8	0
291	H	Delaware St.	7	6
291	H	Delaware St.	7	1

Gardner-Webb

Gardner-Webb

Gardner-Webb

Average RPI Win:	220	WON-LOST	WINNING	LAST 15	STRENGTH OF	OPP. STRENGTH	TEAM	ADJ	CONF.	ADJ CONF.	
Average RPI Loss:	166	RECORD	PCT. RANK	GAMES	SCHEDULE	OF SCHEDULE	RPI	RPI	RPI	RPI	
DIV. I ONLY	28-27-0	.50909	140	8-5-0	210	251	156	.49526	156	27	27
DIV. I NON-CONF.	11-18-0	.37931	217	0-1-0	236	183	218	.46634	218	29	29
TOTALS	RPI 1-25	RPI 26-50	W-L RECORDS	RPI 51-100	RPI 101-150	RPI 150+					
28-27-0	0-0-0	0-0-0	OVERALL	1-7-0	5-6-0	22-14-0					
8-7-0	0-0-0	0-0-0	HOME	0-2-0	1-0-0	7-5-0					
16-16-0	0-0-0	0-0-0	AWAY	1-5-0	3-4-0	12-7-0					
4-4-0	0-0-0	0-0-0	NEUTRAL	0-0-0	1-2-0	3-2-0					
11-18-0	0-0-0	0-0-0	NON-CONFERENCE	1-7-0	2-2-0	8-9-0					
3-4-0	0-0-0	0-0-0	HOME	0-2-0	1-0-0	2-2-0					
7-13-0	0-0-0	0-0-	AWAY	1-5-0	1-2-0	5-6-0					
1-1-0	0-0-0	0-0-0	NEUTRAL	0-0-0	0-0-0	1-1-0					
17-9-0	0-0-0	0-0-0	CONFERENCE	0-0-0	3-4-0	14-5-0					
5-3-0	0-0-0	0-0-0	HOME	0-0-0	0-0-0	5-3-0					
9-3-0	0-0-0	0-0-0	AWAY	0-0-0	2-2-0	7-1-0					
3-3-0	0-0-0	0-0-0	NEUTRAL	0-0-0	1-2-0	2-1-0					
RPI S	Opponent	Score	RPI S	Opponent	Score	RPI S	Opponent	Score	RPI S	Opponent	Score
						51 H	UConn	1 5	113 H	Rhode Island	5 3
						52 A	Long Beach St.	1 2	131 A	Furman	4 7
						52 A	Long Beach St.	3 2	131 A	Furman	2 5
						52 A	Long Beach St.	1 7	131 A	Furman	10 7
						66 H	Hartford	4 8	145 A	Navy	0 9
						100 A	William & Mary	11 12	145 A	Navy	2 4
						100 A	William & Mary	5 6	145 A	Navy	3 1
						100 A	William & Mary	5 8	145 A	Navy	4 2
									145 N	Navy	3 2
									145 N	Navy	0 1
									145 N	Navy	1 2
									169 A	South Fla.	2 3
									169 A	South Fla.	3 4
									169 A	South Fla.	2 3
									210 A	Yale	8 1
									210 A	Yale	5 10
									210 A	Yale	4 2
									219 H	UMass Lowell	2 5
									224 A	Dartmouth	1 2
									233 N	Penn	5 3
									233 N	Penn	3 4
									235 A	Brown	1 2
									235 A	Brown	9 0
									235 H	Brown	0 3
									235 H	Brown	12 11
									236 H	Harvard	11 4
									242 A	Siena	9 6
LAST 15 GAMES											
						145 N	Navy	0 1	264 H	Lafayette	2 4
						145 N	Navy	3 2	264 H	Lafayette	2 0
						145 N	Navy	1 2	264 H	Lafayette	10 9
						245 N	Lehigh	12 8			
						245 N	Lehigh	5 18			

Non-Div. I Games: Lesley 5 1 Lesley 5 0

Holy Cross

Holy Cross

245 N Lehigh	9	4
264 H Lafayette	6	5

Through Games Of May 29, 2016

RPI	S	Opponent	Score	
245	A	Lehigh	5	4
245	A	Lehigh	12	3
245	A	Lehigh	6	1
245	A	Lehigh	4	5
245	N	Lehigh	9	4
245	N	Lehigh	5	18
245	N	Lehigh	12	8
251	A	Massachusetts	6	3
254	H	Army West Point	6	2
254	H	Army West Point	0	3
254	H	Army West Point	6	3
254	H	Army West Point	1	6
261	A	Bucknell	5	3
261	A	Bucknell	12	10
261	A	Bucknell	3	0
261	A	Bucknell	10	6
264	H	Lafayette	2	4
264	H	Lafayette	6	5
264	H	Lafayette	10	9
264	H	Lafayette	2	0

Holy Cross

H
O
L
Y
C
r
o
s
s

H
O
L
Y
C
r
o
s
s

Average RPI Win:	221	WON-LOST RECORD	WINNING PCT. RANK	LAST 15 GAMES	STRENGTH OF SCHEDULE	OPP. STRENGTH OF SCHEDULE	TEAM RPI	ADJ RPI	CONF. RPI	ADJ CONF. RPI
DIV. I ONLY		32-27-0	.54237 114	7-8-0	215	186	157	.49507 157	17	17
DIV. I NON-CONF.		16-15-0	.51613 145	0-4-0	249	258	196	.4748 195	19	19
<hr/>										
TOTALS	RPI 1-25	RPI 26-50		W-L RECORDS		RPI 51-100		RPI 101-150		RPI 150+
32-27-0	1-5-0	0-4-0		OVERALL		1-1-0		2-4-0		28-13-0
21-7-0	1-2-0	0-0-0		HOME		1-0-0		0-0-0		19-5-0
9-18-0	0-2-0	0-4-0		AWAY		0-1-0		1-3-0		8-8-0
2-2-0	0-1-0	0-0-0		NEUTRAL		0-0-0		1-1-0		1-0-0
16-15-0	0-2-0	0-4-0		NON-CONFERENCE		1-1-0		0-1-0		15-7-0
14-2-0	0-0-0	0-0-0		HOME		1-0-0		0-0-0		13-2-0
2-13-0	0-2-0	0-0-		AWAY		0-1-0		0-1-0		2-5-0
0-0-0	0-0-0	0-0-0		NEUTRAL		0-0-0		0-0-0		0-0-0
16-12-0	1-3-0	0-0-0		CONFERENCE		0-0-0		2-3-0		13-6-0
7-5-0	1-2-0	0-0-0		HOME		0-0-0		0-0-0		6-3-0
7-5-0	0-0-0	0-0-0		AWAY		0-0-0		1-2-0		6-3-0
2-2-0	0-1-0	0-0-0		NEUTRAL		0-0-0		1-1-0		1-0-0
<hr/>										
RPI S	Opponent	Score		RPI S	Opponent	Score		RPI S	Opponent	Score
2 A	Louisville	1	10	26 A	Duke	5	11	74 A	VCU	2 5
12 H	Coastal Caro.	2	7	36 A	East Carolina	3	5	74 H	VCU	10 9
12 H	Coastal Caro.	5	2	36 A	East Carolina	1	11			
12 H	Coastal Caro.	2	11	36 A	East Carolina	6	9			
12 N	Coastal Caro.	1	5							
17 A	Virginia	4	9							

Non-Div. I Games:

Longwood

239	A	Appalachian St.	6	8
239	A	Appalachian St.	2	9

RPI	S	Opponent	Score	
248	H	Fairleigh Dickinson	5	3
249	H	Hofstra	6	5
249	H	Hofstra	2	0
249	H	Hofstra	4	3
257	A	VMI	5	2
257	H	VMI	10	9
258	H	Wagner	6	3
258	H	Wagner	4	6
258	H	Wagner	6	0
270	A	Norfolk St.	13	5
270	H	Norfolk St.	11	9
274	A	George Mason	6	13
278	A	N.C. Central	3	5
278	H	N.C. Central	4	7
285	H	UNC Asheville	7	4
285	H	UNC Asheville	2	1
285	H	UNC Asheville	6	3
288	H	Savannah St.	9	4
288	H	Savannah St.	7	6
288	H	Savannah St.	6	5

Average RPI Win:	259	WON-LOST RECORD	WINNING PCT. RANK	LAST 15 GAMES		STRENGTH OF SCHEDULE	OPP. STRENGTH OF SCHEDULE	TEAM RPI	ADJ RPI	CONF. RPI	ADJ CONF. RPI		
DIV. I ONLY		38-15-0	.71698	13	14-1-0	293	285	158	.49498	158	32	32	
DIV. I NON-CONF.		10-15-0	.4	206	2-1-0	146	110	202	.47333	202	32	32	
<hr/>													
TOTALS	RPI 1-25	RPI 26-50		W-L RECORDS		RPI 51-100		RPI 101-150		RPI 150+			
38-15-0	0-0-0	1-4-0		OVERALL		3-3-0		0-5-0		34-3-0			
18-5-0	0-0-0	1-0-0		HOME		1-1-0		0-2-0		16-2-0			
14-9-0	0-0-0	0-4-0		AWAY		2-2-0		0-3-0		12-0-0			
6-1-0	0-0-0	0-0-0		NEUTRAL		0-0-0		0-0-0		6-1-0			
10-15-0	0-0-0	1-4-0		NON-CONFERENCE		3-3-0		0-5-0		6-3-0			
7-5-0	0-0-0	1-0-0		HOME		1-1-0		0-2-0		5-2-0			
2-9-0	0-0-0	0-0-		AWAY		2-2-0		0-3-0		0-0-0			
1-1-0	0-0-0	0-0-0		NEUTRAL		0-0-0		0-0-0		1-1-0			
28-0-0	0-0-0	0-0-0		CONFERENCE		0-0-0		0-0-0		28-0-0			
11-0-0	0-0-0	0-0-0		HOME		0-0-0		0-0-0		11-0-0			
12-0-0	0-0-0	0-0-0		AWAY		0-0-0		0-0-0		12-0-0			
5-0-0	0-0-0	0-0-0		NEUTRAL		0-0-0		0-0-0		5-0-0			
RPI	S	Opponent	Score	RPI	S	Opponent	Score	RPI	S	Opponent	Score		
				46	A	Northwestern St.	0 1	82	A	Tennessee	3 0		
				46	A	Northwestern St.	2 4	89	A	Jacksonville St.	8 5		
				46	A	Northwestern St.	4 8	89	A	Jacksonville St.	1 7		
				49	A	South Ala.	3 4	89	H	Jacksonville St.	4 1		
				49	H	South Ala.	12 7	91	A	Troy	0 8		
								91	H	Troy	1 3		
										127	A Samford		
										3	13		
										127	H Samford		
										7	18		
										134	H Florida A&M		
										8	14		
										142	A Auburn		
										2	11		
										142	A Auburn		
										0	11		
										170	H Winthrop		
										11	10		
										170	H Winthrop		
										9	10		
										170	H Winthrop		
										5	4		
										244	H Northern Ky.		
										7	6		
										244	H Northern Ky.		
										11	1		
										244	H Northern Ky.		
										9	3		
										244	H Northern Ky.		
										5	8		
										262	N Bowling Green		
										4	7		
										262	N Bowling Green		
										11	3		
										282	N Texas Southern		
										7	5		
										286	A Jackson St.		
										15	4		
										286	A Jackson St.		
										7	4		
										286	A Jackson St.		
										13	1		
										286	H Jackson St.		
										7	2		
										286	H Jackson St.		
										6	1		
										286	H Jackson St.		
										4	3		
				LAST 15 GAMES							292	A Alcorn	
											16	1	
				282	N	Texas Southern	7 5	91	H	Troy	1 3	292	A Alcorn
											10	4	
				296	N	Southern U.	9 7	292	A	Alcorn	10 4	292	A Alcorn
											16	1	
				292	N	Alcorn	16 3	292	A	Alcorn	16 1	292	H Alcorn
											8	1	
				296	N	Southern U.	27 9					292	H Alcorn
											10	0	
				297	H	Alabama A&M	9 4					292	H Alcorn
											10	0	

Non-Div. I Games:

Alabama St.

297 H Alabama A&M	7	3
297 N Alabama A&M	14	2

RPI	S	Opponent	Score
292	N	Alcorn	16 3
296	N	Southern U.	27 9
296	N	Southern U.	9 7
297	A	Alabama A&M	7 3
297	A	Alabama A&M	16 4
297	A	Alabama A&M	17 2
297	H	Alabama A&M	9 4
297	H	Alabama A&M	7 3
297	N	Alabama A&M	14 2
300	A	Mississippi Val.	12 0
300	A	Mississippi Val.	28 1
300	A	Mississippi Val.	10 0
300	H	Mississippi Val.	11 3
300	H	Mississippi Val.	27 2
300	H	Mississippi Val.	3 0

Alabama St.

A
l
a
b
a
m
a
s
t
.

A
l
a
b
a
m
a
s
t
.

Average RPI Win: 227		WON-LOST RECORD		WINNING PCT. RANK		LAST 15 GAMES		STRENGTH OF SCHEDULE		OPP. STRENGTH OF SCHEDULE		TEAM RPI		ADJ RPI		CONF. RPI		ADJ CONF. RPI	
DIV. I ONLY		30-28-0		.51724 135		6-9-0		229		267		159		.49386 159		26		26	
DIV. I NON-CONF.		11-13-0		.45833 170		2-0-0		223		216		142		.50167 142		26		26	
TOTALS		RPI 1-25		RPI 26-50		W-L RECORDS		RPI 51-100		RPI 101-150		RPI 150+							
30-28-0		0-3-0		1-4-0		OVERALL		1-0-0		1-3-0		27-18-0							
9-5-0		0-0-0		0-0-0		HOME		0-0-0		0-0-0		9-5-0							
16-21-0		0-3-0		1-3-0		AWAY		1-0-0		1-3-0		13-12-0							
5-2-0		0-0-0		0-1-0		NEUTRAL		0-0-0		0-0-0		5-1-0							
11-13-0		0-3-0		0-0-0		NON-CONFERENCE		1-0-0		1-3-0		9-7-0							
3-0-0		0-0-0		0-0-0		HOME		0-0-0		0-0-0		3-0-0							
8-13-0		0-3-0		0-0-		AWAY		1-0-0		1-3-0		6-7-0							
0-0-0		0-0-0		0-0-0		NEUTRAL		0-0-0		0-0-0		0-0-0							
19-15-0		0-0-0		1-4-0		CONFERENCE		0-0-0		0-0-0		18-11-0							
6-5-0		0-0-0		0-0-0		HOME		0-0-0		0-0-0		6-5-0							
8-8-0		0-0-0		1-3-0		AWAY		0-0-0		0-0-0		7-5-0							
5-2-0		0-0-0		0-1-0		NEUTRAL		0-0-0		0-0-0		5-1-0							
RPI	S	Opponent		Score		RPI	S	Opponent		Score		RPI	S	Opponent		Score			
15	A	UL Lafayette		0	8	28	A	Bryant		3	7	66	A	Hartford		7	4		
15	A	UL Lafayette		0	4	28	A	Bryant		3	6			SFA		1	15		
15	A	UL Lafayette		3	9	28	A	Bryant		3	1			SFA		5	7		
						28	A	Bryant		0	3			Saint Joseph's		6	5		
						28	N	Bryant		1	5			Stony Brook		2	4		
														Nicholls St.		7	5		
														Nicholls St.		7	8		
														Nicholls St.		0	5		
														Fairfield		4	5		
														Fairfield		9	8		
														Fordham		2	1		
														Central Conn. St.		4	11		
														Central Conn. St.		7	4		
														Central Conn. St.		3	2		
														Central Conn. St.		5	4		
														Yale		9	0		
														Yale		7	0		
														Villanova		2	0		
														Villanova		2	3		
														Fairleigh Dickinson		6	5		
														Fairleigh Dickinson		5	7		
														Fairleigh Dickinson		3	0		
														Fairleigh Dickinson		8	7		
														Fairleigh Dickinson		9	6		
														Fairleigh Dickinson		4	5		
														Fairleigh Dickinson		2	0		
														Fairleigh Dickinson		8	11		
LAST 15 GAMES																			
						248	N	Fairleigh Dickinson		8	11	284	A	Iona		4	3		
								N Bryant		1	5	258	A	Wagner		5	8		
						248	N	Fairleigh Dickinson		9	8	258	A	Wagner		4	6		
						253	H	LIU Brooklyn		11	4								
						253	H	LIU Brooklyn		2	12								

Non-Div. I Games:

Sacred Heart

Sacred Heart

253 H LIU Brooklyn	0	4
253 H LIU Brooklyn	3	8

Through Games Of May 29, 2016

RPI	S	Opponent	Score	
248	N	Fairleigh Dickinson	9	8
253	A	LIU Brooklyn	5	0
253	A	LIU Brooklyn	5	2
253	A	LIU Brooklyn	11	0
253	A	LIU Brooklyn	8	0
253	H	LIU Brooklyn	2	12
253	H	LIU Brooklyn	0	4
253	H	LIU Brooklyn	3	8
253	H	LIU Brooklyn	11	4
258	A	Wagner	2	7
258	A	Wagner	1	6
258	A	Wagner	4	6
258	A	Wagner	5	8
269	A	Rider	1	4
269	A	Rider	2	4
269	A	Rider	7	4
284	A	Iona	4	3
289	N	Mt. St. Mary's	8	1
289	N	Mt. St. Mary's	5	3
289	N	Mt. St. Mary's	7	1
289	N	Mt. St. Mary's	8	0
292	A	Alcorn	16	3

Sacred Heart

S
a
c
r
e
d
H
e
a
r
t

S
a
c
r
e
d
H
e
a
r
t

Average RPI Win:	212	WON-LOST	WINNING	LAST 15	STRENGTH OF	OPP. STRENGTH	TEAM	ADJ	CONF.	ADJ CONF.		
Average RPI Loss:	138	RECORD	PCT. RANK	GAMES	SCHEDULE	OF SCHEDULE	RPI	RPI	RPI	RPI		
DIV. I ONLY	27-27-0	.5	148	8-7-0	195	232	160	.49335	160	20	20	
DIV. I NON-CONF.	11-16-0	.40741	205	1-0-0	237	260	220	.46423	220	18	18	
<hr/>												
TOTALS	RPI 1-25	RPI 26-50		W-L RECORDS		RPI 51-100		RPI 101-150		RPI 150+		
27-27-0	0-0-0	0-6-0		OVERALL		3-2-0		0-7-0		24-12-0		
15-3-0	0-0-0	0-0-0		HOME		0-0-0		0-0-0		15-3-0		
8-20-0	0-0-0	0-6-0		AWAY		2-1-0		0-6-0		6-7-0		
4-4-0	0-0-0	0-0-0		NEUTRAL		1-1-0		0-1-0		3-2-0		
11-16-0	0-0-0	0-6-0		NON-CONFERENCE		0-0-0		0-3-0		11-7-0		
7-0-0	0-0-0	0-0-0		HOME		0-0-0		0-0-0		7-0-0		
3-14-0	0-0-0	0-0-		AWAY		0-0-0		0-3-0		3-5-0		
1-2-0	0-0-0	0-0-0		NEUTRAL		0-0-0		0-0-0		1-2-0		
16-11-0	0-0-0	0-0-0		CONFERENCE		3-2-0		0-4-0		13-5-0		
8-3-0	0-0-0	0-0-0		HOME		0-0-0		0-0-0		8-3-0		
5-6-0	0-0-0	0-0-0		AWAY		2-1-0		0-3-0		3-2-0		
3-2-0	0-0-0	0-0-0		NEUTRAL		1-1-0		0-1-0		2-0-0		
RPI	S	Opponent	Score	RPI	S	Opponent	Score	RPI	S	Opponent	Score	
				28	A	Bryant	4 8	66	A	Hartford	9 0	
				28	A	Bryant	5 14	66	A	Hartford	2 0	
				28	A	Bryant	2 6	66	A	Hartford	5 9	
				45	A	Creighton	0 4	66	N	Hartford	6 7	
				45	A	Creighton	4 5	66	N	Hartford	3 2	
				45	A	Creighton	0 4					
										109	A Binghamton	
											5 11	
										109	A Binghamton	
											3 7	
										109	A Binghamton	
											0 2	
										109	N Binghamton	
											3 6	
										115	A Baylor	
											5 6	
										115	A Baylor	
											2 16	
										115	A Baylor	
											4 20	
										159	H Sacred Heart	
											4 2	
										171	A UMBC	
											1 2	
										171	A UMBC	
											15 10	
										171	H UMBC	
											3 2	
										171	H UMBC	
											4 1	
										171	H UMBC	
											3 6	
										182	A Fairfield	
											9 14	
										189	A Wofford	
											8 9	
										201	A Fordham	
											1 6	
										207	A Elon	
											4 1	
										211	H Albany (NY)	
											4 0	
										211	H Albany (NY)	
											0 1	
										211	H Albany (NY)	
											7 2	
										211	N Albany (NY)	
											10 4	
				LAST 15 GAMES							215	H Manhattan
											8 2	
				109	N	Binghamton	3 6	211	H	Albany (NY)	7 2	
											7 2	
				66	N	Hartford	3 2	240	A	Maine	9 0	
											9 0	
				211	N	Albany (NY)	10 4	240	A	Maine	8 1	
											8 1	
				66	N	Hartford	6 7					
										222	A USC Upstate	
											6 8	
				240	N	Maine	1 0	234	N	Dayton	11 6	
											11 6	

Non-Div. I Games:

Stony Brook

211	H	Albany (NY)	0	1
211	H	Albany (NY)	4	0

RPI	S	Opponent	Score	
239	N	Appalachian St.	0	4
240	A	Maine	1	2
240	A	Maine	9	0
240	A	Maine	8	1
240	H	Maine	11	0
240	H	Maine	2	1
240	N	Maine	1	0
243	H	Villanova	8	3
253	A	LIU Brooklyn	8	1
262	N	Bowling Green	4	5
279	A	NYIT	7	5
279	H	NYIT	5	1
284	A	Iona	0	7
284	H	Iona	11	2
284	H	Iona	15	4
295	H	Saint Peter's	7	3

S
t
o
n
y
B
r
o
o
k

S
t
o
n
y
B
r
o
o
k

Average RPI Win: 185		WON-LOST RECORD		WINNING PCT. RANK		LAST 15 GAMES		STRENGTH OF SCHEDULE		OPP. STRENGTH OF SCHEDULE		TEAM RPI		ADJ RPI		CONF. RPI		ADJ CONF. RPI		
DIV. I ONLY		26-27-0		.49057 161		6-9-0		115		165		161		.49309 161		17		17		
DIV. I NON-CONF.		13-16-0		.44828 180		0-3-0		154		206		214		.46745 214		19		19		
TOTALS		RPI 1-25		RPI 26-50		W-L RECORDS		RPI 51-100		RPI 101-150		RPI 150+								
26-27-0		0-4-0		2-5-0		OVERALL		0-3-0		4-3-0		20-12-0								
18-14-0		0-0-0		2-3-0		HOME		0-2-0		4-3-0		12-6-0								
7-13-0		0-4-0		0-2-0		AWAY		0-1-0		0-0-0		7-6-0								
1-0-0		0-0-0		0-0-0		NEUTRAL		0-0-0		0-0-0		1-0-0								
13-16-0		0-1-0		2-5-0		NON-CONFERENCE		0-3-0		0-1-0		11-6-0								
10-10-0		0-0-0		2-3-0		HOME		0-2-0		0-1-0		8-4-0								
2-6-0		0-1-0		0-0-		AWAY		0-1-0		0-0-0		2-2-0								
1-0-0		0-0-0		0-0-0		NEUTRAL		0-0-0		0-0-0		1-0-0								
13-11-0		0-3-0		0-0-0		CONFERENCE		0-0-0		4-2-0		9-6-0								
8-4-0		0-0-0		0-0-0		HOME		0-0-0		4-2-0		4-2-0								
5-7-0		0-3-0		0-0-0		AWAY		0-0-0		0-0-0		5-4-0								
0-0-0		0-0-0		0-0-0		NEUTRAL		0-0-0		0-0-0		0-0-0								
RPI	S	Opponent		Score		RPI	S	Opponent		Score		RPI	S	Opponent		Score				
12	A	Coastal Caro.		1 9		26	A	Duke		0 4		70	H	Indiana St.		1 4				
12	A	Coastal Caro.		4 23		26	H	Duke		5 1		76	A	UNCG		2 10				
12	A	Coastal Caro.		5 6		33	A	UNCW		7 14		76	H	UNCG		2 8				
19	A	North Carolina		4 9		33	H	UNCW		4 11				113		H	Rhode Island	6 7		
						50	H	Minnesota		1 3				114		H	Liberty	0 3		
						50	H	Minnesota		11 7				114		H	Liberty	2 1		
						50	H	Minnesota		5 7				114		H	Liberty	2 1		
														155		H	Gardner-Webb	10 4		
														155		H	Gardner-Webb	0 5		
														155		H	Gardner-Webb	17 4		
														157		A	Longwood	4 8		
														157		A	Longwood	2 0		
														157		A	Longwood	6 3		
														164		H	Miami (OH)	4 5		
														164		H	Miami (OH)	7 0		
														164		H	Miami (OH)	5 3		
														167		H	Davidson	4 7		
														196		H	Canisius	4 7		
														196		H	Canisius	12 4		
														196		H	Canisius	7 2		
														199		A	Virginia Tech	7 1		
														199		A	Virginia Tech	8 11		
														204		A	Radford	1 2		
														204		A	Radford	4 6		
														204		A	Radford	5 1		
														207		A	Elon	2 14		
														208		H	Presbyterian	1 0		
LAST 15 GAMES																				
						12	A	Coastal Caro.		4 23		208	H	Presbyterian		7 5				
						12	A	Coastal Caro.		5 6		208	H	Presbyterian		2 4				
						12	A	Coastal Caro.		1 9		208	H	Presbyterian		1 0				
						106	H	High Point		1 11				207		A	Elon		2 14	
						106	H	High Point		4 3				208		H	Presbyterian		1 0	

Non-Div. I Games:

Campbell

106	H	High Point	4	3
207	A	Elon	2	14

RPI	S	Opponent	Score	
208	H	Presbyterian	2	4
208	H	Presbyterian	7	5
238	A	Charleston So.	7	5
238	A	Charleston So.	5	4
238	A	Charleston So.	7	18
239	N	Appalachian St.	9	4
269	H	Rider	12	3
269	H	Rider	8	11
278	A	N.C. Central	15	11
287	H	N.C. A&T	10	8
287	H	N.C. A&T	14	1
287	H	N.C. A&T	15	3

Average RPI Win:		164	WON-LOST RECORD		WINNING PCT. RANK		LAST 15 GAMES		STRENGTH OF SCHEDULE		OPP. STRENGTH OF SCHEDULE		TEAM RPI		ADJ RPI		CONF. RPI		ADJ CONF. RPI				
DIV. I ONLY			29-27-0		.51786 132		9-6-0		178		100		162		.49272 162		15		15				
DIV. I NON-CONF.			12-21-0		.36364 223		2-2-0		217		45		253		.44431 253		17		17				
TOTALS		RPI 1-25		RPI 26-50				W-L RECORDS		RPI 51-100				RPI 101-150				RPI 150+					
29-27-0		0-2-0		1-1-0				OVERALL		6-10-0				7-3-0				15-11-0					
18-16-0		0-1-0		0-1-0				HOME		4-6-0				3-1-0				11-7-0					
11-9-0		0-1-0		1-0-0				AWAY		2-4-0				4-0-0				4-4-0					
0-2-0		0-0-0		0-0-0				NEUTRAL		0-0-0				0-2-0				0-0-0					
12-21-0		0-2-0		1-1-0				NON-CONFERENCE		2-8-0				2-0-0				7-10-0					
9-13-0		0-1-0		0-1-0				HOME		2-5-0				1-0-0				6-6-0					
3-8-0		0-1-0		1-0-				AWAY		0-3-0				1-0-0				1-4-0					
0-0-0		0-0-0		0-0-0				NEUTRAL		0-0-0				0-0-0				0-0-0					
17-6-0		0-0-0		0-0-0				CONFERENCE		4-2-0				5-3-0				8-1-0					
9-3-0		0-0-0		0-0-0				HOME		2-1-0				2-1-0				5-1-0					
8-1-0		0-0-0		0-0-0				AWAY		2-1-0				3-0-0				3-0-0					
0-2-0		0-0-0		0-0-0				NEUTRAL		0-0-0				0-2-0				0-0-0					
RPI	S	Opponent		Score		RPI	S	Opponent		Score		RPI	S	Opponent		Score		RPI	S	Opponent		Score	
20	A	Georgia Tech		2	4	37	A	Georgia		4	2	64	H	North Florida		2	1	108	A	FGCU		8	7
20	H	Georgia Tech		2	13	37	H	Georgia		2	4	64	H	North Florida		2	9	108	A	FGCU		7	2
												64	H	North Florida		10	4	108	A	FGCU		7	1
												74	H	VCU		11	15	108	N	FGCU		0	6
												81	A	Ga. Southern		9	10	142	A	Auburn		7	3
												81	H	Ga. Southern		1	4	142	H	Auburn		6	5
												86	A	Jacksonville		6	7	150	H	Stetson		2	6
												86	A	Jacksonville		5	3	150	H	Stetson		9	2
												86	A	Jacksonville		13	8	150	H	Stetson		10	1
												89	A	Jacksonville St.		2	10	150	N	Stetson		7	13
												89	H	Jacksonville St.		11	9	153	A	UAB		3	4
												89	H	Jacksonville St.		5	10	153	A	UAB		10	6
												89	H	Jacksonville St.		3	2	153	A	UAB		1	2
												94	A	Mercer		5	11	154	H	Charlotte		8	12
												94	H	Mercer		6	9	165	H	Middle Tenn.		7	0
												94	H	Mercer		7	10	165	H	Middle Tenn.		3	9
																		165	H	Middle Tenn.		6	8
																		193	A	Tennessee Tech		9	24
																		193	H	Tennessee Tech		5	6
																		194	H	Lipscomb		9	11
																		194	H	Lipscomb		4	0
																		194	H	Lipscomb		10	1
																		217	H	Western Mich.		7	4
																		222	A	USC Upstate		8	6
																		222	A	USC Upstate		14	9
																		222	A	USC Upstate		6	5
																		225	H	Towson		6	7
				LAST 15 GAMES																			

Non-Div. I Games:

Kennesaw St.

150 H Stetson	10	1
150 H Stetson	9	2

RPI	S	Opponent	Score	
225	H	Towson	5	6
225	H	Towson	11	8
229	A	Georgia St.	3	4
229	H	Georgia St.	3	2
237	H	Ohio	8	7
263	H	NJIT	5	3
263	H	NJIT	5	3
263	H	NJIT	8	2
273	H	Purdue	5	2

Kennesaw St.

K
e
n
n
e
s
a
w
S
t
.

K
e
n
n
e
s
a
w
S
t
.

Average RPI Win: 233		WON-LOST RECORD		WINNING PCT. RANK		LAST 15 GAMES		STRENGTH OF SCHEDULE		OPP. STRENGTH OF SCHEDULE		TEAM RPI		ADJ RPI		CONF. RPI		ADJ CONF. RPI	
Average RPI Loss: 117		29-25-0		.53704 118		12-3-0		203		221		163		.49266 163		31		31	
DIV. I ONLY		29-25-0		.53704 118		12-3-0		203		221		163		.49266 163		31		31	
DIV. I NON-CONF.		8-18-0		.30769 254		1-2-0		33		28		199		.47454 198		31		31	
TOTALS		RPI 1-25		RPI 26-50		W-L RECORDS		RPI 51-100		RPI 101-150		RPI 150+							
29-25-0		0-3-0		0-3-0		OVERALL		1-5-0		6-9-0		22-5-0							
17-9-0		0-0-0		0-0-0		HOME		1-3-0		4-4-0		12-2-0							
8-15-0		0-3-0		0-3-0		AWAY		0-2-0		1-4-0		7-3-0							
4-1-0		0-0-0		0-0-0		NEUTRAL		0-0-0		1-1-0		3-0-0							
8-18-0		0-3-0		0-3-0		NON-CONFERENCE		1-5-0		3-5-0		4-2-0							
7-7-0		0-0-0		0-0-0		HOME		1-3-0		2-3-0		4-1-0							
1-10-0		0-3-0		0-0-		AWAY		0-2-0		1-1-0		0-1-0							
0-1-0		0-0-0		0-0-0		NEUTRAL		0-0-0		0-1-0		0-0-0							
21-7-0		0-0-0		0-0-0		CONFERENCE		0-0-0		3-4-0		18-3-0							
10-2-0		0-0-0		0-0-0		HOME		0-0-0		2-1-0		8-1-0							
7-5-0		0-0-0		0-0-0		AWAY		0-0-0		0-3-0		7-2-0							
4-0-0		0-0-0		0-0-0		NEUTRAL		0-0-0		1-0-0		3-0-0							
RPI S	Opponent	Score		RPI S	Opponent	Score		RPI S	Opponent	Score		RPI S	Opponent	Score					
1 A	Florida	1	7	35 A	Ohio St.	2	6	64 A	North Florida	6	12	108 H	FGCU	6	9				
3 A	Miami (FL)	7	14	35 A	Ohio St.	5	13	64 H	North Florida	1	13	108 H	FGCU	1	0				
3 A	Miami (FL)	4	5	35 A	Ohio St.	2	11	64 H	North Florida	4	1	108 H	FGCU	5	15				
								86 H	Jacksonville	3	4	134 A	Florida A&M	3	5				
								95 A	FIU	3	4	134 A	Florida A&M	3	15				
								95 H	FIU	8	21	134 A	Florida A&M	1	2				
												134 H	Florida A&M	7	5				
												134 H	Florida A&M	3	6				
												134 H	Florida A&M	6	5				
												134 N	Florida A&M	5	2				
												143 N	Milwaukee	0	11				
												144 A	UCF	7	12				
												144 H	UCF	17	3				
												150 A	Stetson	6	2				
												150 H	Stetson	2	11				
												169 A	South Fla.	2	6				
												169 H	South Fla.	10	3				
												198 H	Murray St.	3	2				
												198 H	Murray St.	0	5				
												198 H	Murray St.	6	0				
												216 H	Quinnipiac	8	3				
												270 N	Norfolk St.	1	0				
												270 N	Norfolk St.	14	4				
												278 A	N.C. Central	11	3				
												278 A	N.C. Central	13	4				
												278 A	N.C. Central	3	4				
												278 H	N.C. Central	5	4				
LAST 15 GAMES																			
				270 N	Norfolk St.	1	0	3 A	Miami (FL)	7	14	270 N	Norfolk St.	14	4				
				134 N	Florida A&M	5	2	1 A	Florida	1	7	278 A	N.C. Central	11	3				
				270 N	Norfolk St.	14	4	287 A	N.C. A&T	23	2	278 A	N.C. Central	13	4				
				299 N	Coppin St.	10	0					278 A	N.C. Central	3	4				
				288 A	Savannah St.	6	5					278 H	N.C. Central	5	4				

Non-Div. I Games:

Bethune-Cookman

288 A Savannah St.	6	10
288 A Savannah St.	5	1

RPI	S	Opponent	Score	
278	H	N.C. Central	2	1
278	H	N.C. Central	3	2
287	A	N.C. A&T	6	0
287	A	N.C. A&T	7	6
287	A	N.C. A&T	23	2
287	H	N.C. A&T	4	2
287	H	N.C. A&T	10	14
287	H	N.C. A&T	9	7
288	A	Savannah St.	5	1
288	A	Savannah St.	6	5
288	A	Savannah St.	6	10
288	H	Savannah St.	7	6
288	H	Savannah St.	3	0
288	H	Savannah St.	12	7
299	N	Coppin St.	10	0

Bethune-Cookman

B
e
t
h
u
n
e
-
C
o
o
k
m
a
n

B
e
t
h
u
n
e
-
C
o
o
k
m
a
n

Average RPI Win:	204	WON-LOST RECORD	WINNING PCT. RANK	LAST 15 GAMES	STRENGTH OF SCHEDULE	OPP. STRENGTH OF SCHEDULE	TEAM RPI	ADJ RPI	CONF. RPI	ADJ CONF. RPI		
DIV. I ONLY		27-29-0	.48214	166	7-8-0	224	225	164	.49113	164	23	23
DIV. I NON-CONF.		12-17-0	.41379	199	1-0-0	194	171	156	.49391	156	22	22
<hr/>												
TOTALS	RPI 1-25	RPI 26-50		W-L RECORDS		RPI 51-100		RPI 101-150		RPI 150+		
27-29-0	0-0-0	0-1-0		OVERALL		3-7-0		0-2-0		24-19-0		
9-5-0	0-0-0	0-1-0		HOME		2-0-0		0-0-0		7-4-0		
17-22-0	0-0-0	0-0-0		AWAY		1-7-0		0-2-0		16-13-0		
1-2-0	0-0-0	0-0-0		NEUTRAL		0-0-0		0-0-0		1-2-0		
<hr/>												
12-17-0	0-0-0	0-1-0		NON-CONFERENCE		2-5-0		0-2-0		10-9-0		
4-1-0	0-0-0	0-1-0		HOME		2-0-0		0-0-0		2-0-0		
8-16-0	0-0-0	0-0-		AWAY		0-5-0		0-2-0		8-9-0		
0-0-0	0-0-0	0-0-0		NEUTRAL		0-0-0		0-0-0		0-0-0		
<hr/>												
15-12-0	0-0-0	0-0-0		CONFERENCE		1-2-0		0-0-0		14-10-0		
5-4-0	0-0-0	0-0-0		HOME		0-0-0		0-0-0		5-4-0		
9-6-0	0-0-0	0-0-0		AWAY		1-2-0		0-0-0		8-4-0		
1-2-0	0-0-0	0-0-0		NEUTRAL		0-0-0		0-0-0		1-2-0		
<hr/>												
RPI	S	Opponent	Score	RPI	S	Opponent	Score	RPI	S	Opponent	Score	
41	H	Wright St.	0 4	67	A	Kentucky	1 11	117	A	Morehead St.	3 17	
				71	A	Kent St.	3 4	119	A	Cincinnati	2 7	
				71	A	Kent St.	5 2	161	A	Campbell	5 4	
				71	A	Kent St.	3 10	161	A	Campbell	0 7	
				78	A	Xavier	4 12	161	A	Campbell	3 5	
				78	H	Xavier	3 2	165	A	Middle Tenn.	13 5	
				78	H	Xavier	7 2	170	A	Winthrop	5 7	
				83	A	Pittsburgh	3 4	170	A	Winthrop	5 1	
				83	A	Pittsburgh	0 5	170	A	Winthrop	6 18	
				83	A	Pittsburgh	7 8	173	H	Ball St.	0 9	
								173	H	Ball St.	4 2	
								173	H	Ball St.	6 9	
								191	A	Belmont	16 14	
								193	A	Tennessee Tech	11 10	
								193	A	Tennessee Tech	9 4	
								193	A	Tennessee Tech	6 10	
								194	A	Lipscomb	6 13	
								195	A	Richmond	14 7	
								195	A	Richmond	3 10	
								212	A	Northern Ill.	7 0	
								212	A	Northern Ill.	2 0	
								212	A	Northern Ill.	1 6	
				221	N	Central Mich.	3 5	217	H	Western Mich.	3 5	
				217	N	Western Mich.	6 10	217	H	Western Mich.	2 4	
				221	N	Central Mich.	10 5	217	H	Western Mich.	11 6	
				237	A	Ohio	4 0	217	N	Western Mich.	6 10	
				237	A	Ohio	2 6	221	A	Central Mich.	1 3	

Non-Div. I Games:

Miami (OH)

237	A	Ohio	10	2
78	H	Xavier	7	2

RPI	S	Opponent	Score	
221	A	Central Mich.	3	4
221	A	Central Mich.	7	3
221	N	Central Mich.	3	5
221	N	Central Mich.	10	5
234	A	Dayton	8	11
234	H	Dayton	7	3
237	A	Ohio	4	0
237	A	Ohio	2	6
237	A	Ohio	10	2
244	A	Northern Ky.	1	5
246	A	Buffalo	3	0
246	A	Buffalo	6	0
246	A	Buffalo	7	6
255	H	Northwestern	5	4
262	H	Bowling Green	4	3
262	H	Bowling Green	7	5
262	H	Bowling Green	5	1
276	A	Butler	10	3

Average RPI Win:	124	WON-LOST RECORD	WINNING PCT. RANK	LAST 15 GAMES	STRENGTH OF SCHEDULE	OPP. STRENGTH OF SCHEDULE	TEAM RPI	ADJ RPI	CONF. RPI	ADJ CONF. RPI		
DIV. I ONLY		20-35-0	.36364	241	4-11-0	51	82	165	.49093	165	5	5
DIV. I NON-CONF.		15-11-0	.57692	101	3-0-0	40	175	65	.54182	65	5	5
<hr/>												
TOTALS	RPI 1-25	RPI 26-50		W-L RECORDS		RPI 51-100		RPI 101-150		RPI 150+		
20-35-0	2-6-0	3-6-0		OVERALL		3-8-0		2-3-0		10-12-0		
11-16-0	2-2-0	1-2-0		HOME		2-5-0		1-0-0		5-7-0		
8-19-0	0-4-0	2-4-0		AWAY		1-3-0		1-3-0		4-5-0		
1-0-0	0-0-0	0-0-0		NEUTRAL		0-0-0		0-0-0		1-0-0		
15-11-0	1-1-0	2-1-0		NON-CONFERENCE		2-3-0		2-0-0		8-6-0		
7-6-0	1-0-0	0-0-0		HOME		2-2-0		1-0-0		3-4-0		
7-5-0	0-1-0	2-0-		AWAY		0-1-0		1-0-0		4-2-0		
1-0-0	0-0-0	0-0-0		NEUTRAL		0-0-0		0-0-0		1-0-0		
5-24-0	1-5-0	1-5-0		CONFERENCE		1-5-0		0-3-0		2-6-0		
4-10-0	1-2-0	1-2-0		HOME		0-3-0		0-0-0		2-3-0		
1-14-0	0-3-0	0-3-0		AWAY		1-2-0		0-3-0		0-3-0		
0-0-0	0-0-0	0-0-0		NEUTRAL		0-0-0		0-0-0		0-0-0		
RPI	S	Opponent	Score	RPI	S	Opponent	Score	RPI	S	Opponent	Score	
9	A	Vanderbilt	4 7	27	H	Fla. Atlantic	2 7	63	H	Marshall	1 11	
9	H	Vanderbilt	7 4	27	H	Fla. Atlantic	1 12	63	H	Marshall	5 6	
18	A	Southern Miss.	11 12	27	H	Fla. Atlantic	8 6	63	H	Marshall	9 25	
18	A	Southern Miss.	5 9	31	A	Louisiana Tech	4 8	80	A	Old Dominion	2 6	
18	A	Southern Miss.	4 6	31	A	Louisiana Tech	0 5	80	A	Old Dominion	4 6	
24	H	Rice	0 1	31	A	Louisiana Tech	1 2	80	A	Old Dominion	10 5	
24	H	Rice	3 0	49	A	South Ala.	5 4	82	A	Tennessee	2 9	
24	H	Rice	2 6	49	A	South Ala.	2 3	82	H	Tennessee	2 4	
				49	A	South Ala.	7 4	99	H	Indiana	3 2	
								99	H	Indiana	5 4	
								99	H	Indiana	4 14	

Non-Div. I Games:

Middle Tenn.

80	A	Old Dominion	4	6
101	A	Austin Peay	17	3

M
i
d
d
l
e
T
e
n
n
.

M
i
d
d
l
e
T
e
n
n
.

Average RPI Win: 178		WON-LOST	WINNING	LAST 15	STRENGTH OF		OPP. STRENGTH	TEAM	ADJ	CONF.	ADJ CONF.
Average RPI Loss: 145		RECORD	PCT. RANK	GAMES	SCHEDULE		OF SCHEDULE	RPI	RPI	RPI	RPI
DIV. I ONLY		21-27-0	.4375	200	5-10-0		193	195	166	.48846	166
DIV. I NON-CONF.		10-12-0	.45455	174	2-2-0		232	161	152	.49689	152
TOTALS		RPI 1-25	RPI 26-50		W-L RECORDS		RPI 51-100		RPI 101-150		RPI 150+
21-27-0	0-0-0	2-4-0		OVERALL		2-3-0		4-10-0		13-10-0	
5-8-0	0-0-0	0-2-0		HOME		0-0-0		2-4-0		3-2-0	
15-18-0	0-0-0	2-2-0		AWAY		2-3-0		2-6-0		9-7-0	
1-1-0	0-0-0	0-0-0		NEUTRAL		0-0-0		0-0-0		1-1-0	
10-12-0	0-0-0	1-0-0		NON-CONFERENCE		2-3-0		1-3-0		6-6-0	
1-2-0	0-0-0	0-0-0		HOME		0-0-0		0-0-0		1-2-0	
8-10-0	0-0-0	1-0-		AWAY		2-3-0		1-3-0		4-4-0	
1-0-0	0-0-0	0-0-0		NEUTRAL		0-0-0		0-0-0		1-0-0	
11-15-0	0-0-0	1-4-0		CONFERENCE		0-0-0		3-7-0		7-4-0	
4-6-0	0-0-0	0-2-0		HOME		0-0-0		2-4-0		2-0-0	
7-8-0	0-0-0	1-2-0		AWAY		0-0-0		1-3-0		5-3-0	
0-1-0	0-0-0	0-0-0		NEUTRAL		0-0-0		0-0-0		0-1-0	
RPI S	Opponent	Score	RPI S	Opponent	Score	RPI S	Opponent	Score	RPI S	Opponent	Score
			38 A	Michigan	6 5	77 A	Michigan St.	3 1	112 A	Seattle	5 4
			41 A	Wright St.	2 5	90 A	Pepperdine	2 8	112 A	Seattle	1 7
			41 A	Wright St.	4 14	90 A	Pepperdine	7 3	112 A	Seattle	0 2
			41 A	Wright St.	3 0	90 A	Pepperdine	5 12	112 A	Seattle	1 10
			41 H	Wright St.	9 17	92 A	Fresno St.	10 11	137 A	Valparaiso	2 17
			41 H	Wright St.	1 17				137 A	Valparaiso	2 3
									137 H	Valparaiso	0 11
									137 H	Valparaiso	4 10
									137 H	Valparaiso	5 3
									143 A	Milwaukee	9 5
									143 A	Milwaukee	0 8
									143 H	Milwaukee	6 5
									143 H	Milwaukee	4 8
									143 H	Milwaukee	3 7
									187 A	Eastern Mich.	7 4
									187 H	Eastern Mich.	5 11
									187 N	Eastern Mich.	11 3
									190 A	Ill.-Chicago	0 6
									190 A	Ill.-Chicago	0 3
									190 A	Ill.-Chicago	5 4
									190 N	Ill.-Chicago	9 10
									217 H	Western Mich.	9 4
									221 A	Central Mich.	3 6
									221 H	Central Mich.	4 7
									231 A	Portland	7 10
									231 A	Portland	4 0
									231 A	Portland	3 6
LAST 15 GAMES			190 N	Ill.-Chicago	9 10	217 H	Western Mich.	9 4	221 A	Central Mich.	3 6
			143 H	Milwaukee	6 5	187 H	Eastern Mich.	5 11	221 H	Central Mich.	4 7
			143 H	Milwaukee	4 8	221 A	Central Mich.	3 6	231 A	Portland	7 10
			143 H	Milwaukee	3 7				231 A	Portland	4 0
			38 A	Michigan	6 5				231 A	Portland	3 6

Non-Div. I Games: Rochester College 7 3 Olivet 17 0

Oakland

137 A Valparaiso	2	3
137 A Valparaiso	2	17

RPI	S	Opponent	Score	
231	A	Portland	14	4
234	A	Dayton	0	3
234	A	Dayton	6	4
244	A	Northern Ky.	6	1
244	A	Northern Ky.	12	4
244	A	Northern Ky.	6	3
244	H	Northern Ky.	4	3
244	H	Northern Ky.	5	3
259	A	Youngstown St.	9	1
259	A	Youngstown St.	2	7

Oakland

O
a
k
l
a
n
d

O
a
k
l
a
n
d

Average RPI Win: 188		WON-LOST	WINNING	LAST 15	STRENGTH OF		OPP. STRENGTH	TEAM	ADJ	CONF.	ADJ CONF.
Average RPI Loss: 148		RECORD	PCT. RANK	GAMES	SCHEDULE		OF SCHEDULE	RPI	RPI	RPI	RPI
DIV. I ONLY		28-26-0	.51852	130	7-8-0		180	181	167	.4884	167
DIV. I NON-CONF.		14-12-0	.53846	123	1-1-0		195	114	177	.48318	177
TOTALS		RPI 1-25	RPI 26-50		W-L RECORDS		RPI 51-100		RPI 101-150		RPI 150+
28-26-0		0-4-0	0-2-0		OVERALL		2-1-0		8-4-0		18-15-0
18-11-0		0-1-0	0-1-0		HOME		1-0-0		4-0-0		13-9-0
7-11-0		0-3-0	0-1-0		AWAY		0-0-0		2-1-0		5-6-0
3-4-0		0-0-0	0-0-0		NEUTRAL		1-1-0		2-3-0		0-0-0
14-12-0		0-4-0	0-2-0		NON-CONFERENCE		0-1-0		4-0-0		10-5-0
12-7-0		0-1-0	0-1-0		HOME		0-0-0		4-0-0		8-5-0
2-4-0		0-3-0	0-0-		AWAY		0-0-0		0-0-0		2-0-0
0-1-0		0-0-0	0-0-0		NEUTRAL		0-1-0		0-0-0		0-0-0
14-14-0		0-0-0	0-0-0		CONFERENCE		2-0-0		4-4-0		8-10-0
6-4-0		0-0-0	0-0-0		HOME		1-0-0		0-0-0		5-4-0
5-7-0		0-0-0	0-0-0		AWAY		0-0-0		2-1-0		3-6-0
3-3-0		0-0-0	0-0-0		NEUTRAL		1-0-0		2-3-0		0-0-0
RPI S	Opponent	Score	RPI S	Opponent	Score	RPI S	Opponent	Score	RPI S	Opponent	Score
8 A	South Carolina	2 15	26 A	Duke	2 9	70 N	Indiana St.	1 7	106 H	High Point	6 5
19 A	North Carolina	2 10	26 H	Duke	3 13	74 H	VCU	11 5	113 N	Rhode Island	2 15
25 A	Wake Forest	4 7				74 N	VCU	7 3	113 N	Rhode Island	4 13
25 H	Wake Forest	6 7							113 N	Rhode Island	4 13
									131 H	Furman	15 4
									131 H	Furman	4 3
									131 H	Furman	4 3
									139 A	Saint Joseph's	3 0
									139 A	Saint Joseph's	1 10
									139 A	Saint Joseph's	8 7
									139 N	Saint Joseph's	6 4
									139 N	Saint Joseph's	8 4
									161 A	Campbell	7 4
									170 A	Winthrop	12 10
									170 H	Winthrop	6 15
									174 H	Georgetown	9 3
									174 H	Georgetown	3 5
									174 H	Georgetown	12 8
									175 H	Air Force	4 9
									179 H	James Madison	6 7
									195 A	Richmond	7 8
									195 A	Richmond	14 2
									195 A	Richmond	3 4
									201 H	Fordham	5 0
									201 H	Fordham	3 9
									201 H	Fordham	4 7
									209 H	George Washington	8 7
LAST 15 GAMES			LAST 15 GAMES			LAST 15 GAMES			LAST 15 GAMES		
			113 N	Rhode Island	2 15	234 A	Dayton	3 8			
			139 N	Saint Joseph's	6 4	234 A	Dayton	5 3			
			113 N	Rhode Island	4 13	106 H	High Point	6 5			
			74 N	VCU	7 3						
			139 N	Saint Joseph's	8 4						

Non-Div. I Games:

Davidson

74	H	VCU	11	5
234	A	Dayton	3	7

RPI	S	Opponent	Score	
209	H	George Washington	2	3
209	H	George Washington	7	4
234	A	Dayton	3	8
234	A	Dayton	3	7
234	A	Dayton	5	3
241	A	Saint Louis	2	12
241	A	Saint Louis	1	2
241	A	Saint Louis	1	0
246	H	Buffalo	5	0
251	H	Massachusetts	1	7
251	H	Massachusetts	5	4
251	H	Massachusetts	10	2
252	H	Marist	4	3
264	H	Lafayette	5	2
264	H	Lafayette	9	14
264	H	Lafayette	2	1
284	H	Iona	9	1
284	H	Iona	16	1

Davidson

D
a
v
i
d
s
o
n

D
a
v
i
d
s
o
n

Average RPI Win: 177		WON-LOST	WINNING	LAST 15	STRENGTH OF		OPP. STRENGTH	TEAM	ADJ	CONF.	ADJ CONF.
Average RPI Loss: 147		RECORD	PCT. RANK	GAMES	SCHEDULE		OF SCHEDULE	RPI	RPI	RPI	RPI
DIV. I ONLY		31-27-0	.53448	119	8-7-0		250	121	167	.4884	167
DIV. I NON-CONF.		17-14-0	.54839	117	1-1-0		263	120	172	.48524	172
TOTALS		RPI 1-25	RPI 26-50		W-L RECORDS		RPI 51-100		RPI 101-150		RPI 150+
31-27-0		0-0-0	2-3-0		OVERALL		4-9-0		4-0-0		21-15-0
13-11-0		0-0-0	2-2-0		HOME		1-4-0		0-0-0		10-5-0
14-12-0		0-0-0	0-0-0		AWAY		3-4-0		4-0-0		7-8-0
4-4-0		0-0-0	0-1-0		NEUTRAL		0-1-0		0-0-0		4-2-0
17-14-0		0-0-0	0-3-0		NON-CONFERENCE		3-3-0		1-0-0		13-8-0
8-5-0		0-0-0	0-2-0		HOME		1-1-0		0-0-0		7-2-0
7-7-0		0-0-0	0-0-		AWAY		2-2-0		1-0-0		4-5-0
2-2-0		0-0-0	0-1-0		NEUTRAL		0-0-0		0-0-0		2-1-0
14-13-0		0-0-0	2-0-0		CONFERENCE		1-6-0		3-0-0		8-7-0
5-6-0		0-0-0	2-0-0		HOME		0-3-0		0-0-0		3-3-0
7-5-0		0-0-0	0-0-0		AWAY		1-2-0		3-0-0		3-3-0
2-2-0		0-0-0	0-0-0		NEUTRAL		0-1-0		0-0-0		2-1-0
RPI	S	Opponent	Score	RPI	S	Opponent	Score	RPI	S	Opponent	Score
				28	H	Bryant	2 19	51	H	UConn	8 9
				33	H	UNCW	3 0	65	A	Col. of Charleston	2 3
				33	H	UNCW	9 4	65	A	Col. of Charleston	5 8
				39	H	Boston College	6 7	65	A	Col. of Charleston	3 2
				39	N	Boston College	2 8	66	H	Hartford	4 3
								69	A	Oklahoma	4 10
								69	A	Oklahoma	4 13
								69	A	Oklahoma	5 3
								69	A	Oklahoma	3 2
								100	H	William & Mary	5 8
								100	H	William & Mary	0 2
								100	H	William & Mary	0 3
								100	N	William & Mary	1 5

Non-Div. I Games:

Northeastern

225	H	Towson	3	2
225	H	Towson	4	0

RPI	S	Opponent	Score	
225	H	Towson	3	2
225	H	Towson	4	7
236	H	Harvard	3	2
246	H	Buffalo	3	6
246	H	Buffalo	1	0
246	H	Buffalo	8	4
249	A	Hofstra	1	5
249	A	Hofstra	18	3
249	A	Hofstra	4	1
250	N	Cornell	6	0
250	N	Cornell	5	7
250	N	Cornell	11	0
251	H	Massachusetts	2	3

Northeastern

N
o
r
t
h
e
a
s
t
e
r
n

N
o
r
t
h
e
a
s
t
e
r
n

Average RPI Win:		133	WON-LOST RECORD		WINNING PCT. RANK		LAST 15 GAMES		STRENGTH OF SCHEDULE		OPP. STRENGTH OF SCHEDULE		TEAM RPI		ADJ RPI		CONF. RPI		ADJ CONF. RPI	
DIV. I ONLY			24-33-0		.42105 212		4-11-0		81		77		169		.48829 169		6		6	
DIV. I NON-CONF.			15-15-0		.5 148		0-1-0		61		118		144		.49941 144		6		6	
TOTALS		RPI 1-25		RPI 26-50		W-L RECORDS		RPI 51-100		RPI 101-150		RPI 150+								
24-33-0		0-2-0		3-4-0		OVERALL		3-11-0		9-10-0		9-6-0								
17-18-0		0-1-0		0-3-0		HOME		2-6-0		6-4-0		9-4-0								
6-13-0		0-1-0		2-1-0		AWAY		1-4-0		3-6-0		0-1-0								
1-2-0		0-0-0		1-0-0		NEUTRAL		0-1-0		0-0-0		0-1-0								
15-15-0		0-2-0		0-0-0		NON-CONFERENCE		2-5-0		5-5-0		8-3-0								
14-9-0		0-1-0		0-0-0		HOME		2-3-0		4-3-0		8-2-0								
1-6-0		0-1-0		0-0-		AWAY		0-2-0		1-2-0		0-1-0								
0-0-0		0-0-0		0-0-0		NEUTRAL		0-0-0		0-0-0		0-0-0								
9-18-0		0-0-0		3-4-0		CONFERENCE		1-6-0		4-5-0		1-3-0								
3-9-0		0-0-0		0-3-0		HOME		0-3-0		2-1-0		1-2-0								
5-7-0		0-0-0		2-1-0		AWAY		1-2-0		2-4-0		0-0-0								
1-2-0		0-0-0		1-0-0		NEUTRAL		0-1-0		0-0-0		0-1-0								
RPI	S	Opponent		Score		RPI	S	Opponent		Score		RPI	S	Opponent		Score				
1	A	Florida		4	11	29	H	Tulane		4	9	51	H	UConn		2	3			
13	H	Florida St.		4	12	29	H	Tulane		1	7	51	H	UConn		3	7			
						29	H	Tulane		0	4	51	H	UConn		2	11			
						36	A	East Carolina		7	14	51	N	UConn		1	9			
						36	A	East Carolina		5	1	59	A	Houston		1	5			
						36	A	East Carolina		6	5	59	A	Houston		5	7			
						36	N	East Carolina		4	2	59	A	Houston		4	1			
												64	A	North Florida		6	7			
												64	H	North Florida		5	7			
												77	H	Michigan St.		1	11			
												77	H	Michigan St.		2	0			
												77	H	Michigan St.		7	5			
												86	A	Jacksonville		5	7			
												95	H	FIU		5	6			

Non-Div. I Games:

South Fla.

South Fla.

51	H	UConn	2	11
36	A	East Carolina	6	5

Through Games Of May 29, 2016

RPI	S	Opponent	Score	
206	H	Memphis	3	4
206	H	Memphis	3	8
206	H	Memphis	7	5
206	N	Memphis	5	7
224	H	Dartmouth	4	0
224	H	Dartmouth	0	1
224	H	Dartmouth	4	0

South Fla.

S
o
u
t
h
F
l
a
.

S
o
u
t
h
F
l
a
.

Average RPI Win: 201		WON-LOST	WINNING	LAST 15	STRENGTH OF		OPP. STRENGTH	TEAM	ADJ		CONF.	ADJ CONF.		
Average RPI Loss: 153		RECORD	PCT. RANK	GAMES	SCHEDULE		OF SCHEDULE	RPI	RPI		RPI	RPI		
DIV. I ONLY		28-27-0	.50909	140	7-8-0		198	213	170	.48796	170	17	17	
DIV. I NON-CONF.		16-13-0	.55172	115	3-0-0		172	245	137	.50276	137	19	19	
TOTALS		RPI 1-25	RPI 26-50		W-L RECORDS		RPI 51-100		RPI 101-150		RPI 150+			
28-27-0		0-3-0	0-0-0		OVERALL		0-0-0		7-6-0		21-18-0			
17-10-0		0-0-0	0-0-0		HOME		0-0-0		5-1-0		12-9-0			
11-15-0		0-3-0	0-0-0		AWAY		0-0-0		2-4-0		9-8-0			
0-2-0		0-0-0	0-0-0		NEUTRAL		0-0-0		0-1-0		0-1-0			
16-13-0		0-3-0	0-0-0		NON-CONFERENCE		0-0-0		3-3-0		13-7-0			
9-6-0		0-0-0	0-0-0		HOME		0-0-0		2-1-0		7-5-0			
7-7-0		0-3-0	0-0-		AWAY		0-0-0		1-2-0		6-2-0			
0-0-0		0-0-0	0-0-0		NEUTRAL		0-0-0		0-0-0		0-0-0			
12-14-0		0-0-0	0-0-0		CONFERENCE		0-0-0		4-3-0		8-11-0			
8-4-0		0-0-0	0-0-0		HOME		0-0-0		3-0-0		5-4-0			
4-8-0		0-0-0	0-0-0		AWAY		0-0-0		1-2-0		3-6-0			
0-2-0		0-0-0	0-0-0		NEUTRAL		0-0-0		0-1-0		0-1-0			
RPI	S	Opponent	Score		RPI	S	Opponent	Score		RPI	S	Opponent	Score	
6	A	Clemson	3	4						106	A	High Point	2	7
8	A	South Carolina	4	16						106	A	High Point	6	2
19	A	North Carolina	6	11						106	A	High Point	2	4
										106	N	High Point	2	6
										113	H	Rhode Island	8	7
										113	H	Rhode Island	7	11
										113	H	Rhode Island	8	4
										114	H	Liberty	11	5
										114	H	Liberty	7	5
										114	H	Liberty	6	5
										150	A	Stetson	1	2
										150	A	Stetson	4	5
										150	A	Stetson	6	4
										154	H	Charlotte	1	7
										155	A	Gardner-Webb	3	5
										155	A	Gardner-Webb	3	5
										155	A	Gardner-Webb	7	4
										157	H	Longwood	4	2
										157	H	Longwood	3	12
										157	H	Longwood	1	6
										157	N	Longwood	6	8
LAST 15 GAMES										158	A	Alabama St.	10	9
					106	N	High Point	2	6	157	H	Longwood	1	6
					157	N	Longwood	6	8	158	A	Alabama St.	10	11
					155	A	Gardner-Webb	7	4	158	A	Alabama St.	4	5
					155	A	Gardner-Webb	3	5	164	H	Miami (OH)	1	5
					155	A	Gardner-Webb	3	5	164	H	Miami (OH)	7	5
										164	H	Miami (OH)	18	6

Non-Div. I Games:

Winthrop

157 H Longwood	4	2
157 H Longwood	3	12

RPI	S	Opponent	Score	
167	A	Davidson	15	6
167	H	Davidson	10	12
189	A	Wofford	4	3
189	H	Wofford	2	9
204	H	Radford	8	15
204	H	Radford	3	1
204	H	Radford	3	2
208	A	Presbyterian	3	4
208	A	Presbyterian	3	9
208	A	Presbyterian	1	2
238	H	Charleston So.	11	1
238	H	Charleston So.	5	17
238	H	Charleston So.	1	0
247	A	ETSU	2	1
247	H	ETSU	5	7
260	A	The Citadel	7	1
277	H	La Salle	7	3
277	H	La Salle	9	0
277	H	La Salle	11	2
277	H	La Salle	9	5
285	A	UNC Asheville	7	10
285	A	UNC Asheville	9	2
285	A	UNC Asheville	5	2
287	A	N.C. A&T	15	4
287	H	N.C. A&T	7	0

Winthrop

W
i
n
t
h
r
o
p

W
i
n
t
h
r
o
p

179	H	James Madison	14	0
291	H	Delaware St.	3	2

RPI	S	Opponent	Score	
219	H	UMass Lowell	4	3
219	H	UMass Lowell	10	5
219	H	UMass Lowell	1	0
225	A	Towson	4	3
225	H	Towson	12	3
240	A	Maine	5	7
240	A	Maine	3	1
240	A	Maine	3	6
240	N	Maine	1	11
257	N	VMI	5	4
257	N	VMI	3	9
289	A	Mt. St. Mary's	3	5
289	H	Mt. St. Mary's	9	3
289	H	Mt. St. Mary's	3	1
291	H	Delaware St.	3	2
299	H	Coppin St.	12	3
299	H	Coppin St.	9	7

U
M
B
C

U
M
B
C

Average RPI Win:	202	WON-LOST RECORD	WINNING PCT. RANK	LAST 15 GAMES	STRENGTH OF SCHEDULE	OPP. STRENGTH OF SCHEDULE	TEAM RPI	ADJ RPI	CONF. RPI	ADJ CONF. RPI		
DIV. I ONLY		29-28-0	.50877	144	5-10-0	211	192	172	.48631	172	28	28
DIV. I NON-CONF.		12-15-0	.44444	181	0-3-0	88	33	126	.50689	126	27	27
<hr/>												
TOTALS	RPI 1-25	RPI 26-50		W-L RECORDS		RPI 51-100		RPI 101-150		RPI 150+		
29-28-0	1-5-0	1-2-0		OVERALL		3-1-0		6-12-0		18-8-0		
17-10-0	0-0-0	0-2-0		HOME		2-0-0		4-6-0		11-2-0		
10-16-0	1-5-0	1-0-0		AWAY		1-1-0		2-4-0		5-6-0		
2-2-0	0-0-0	0-0-0		NEUTRAL		0-0-0		0-2-0		2-0-0		
12-15-0	1-5-0	1-2-0		NON-CONFERENCE		3-1-0		4-3-0		3-4-0		
6-6-0	0-0-0	0-2-0		HOME		2-0-0		2-2-0		2-2-0		
5-9-0	1-5-0	1-0-		AWAY		1-1-0		2-1-0		0-2-0		
1-0-0	0-0-0	0-0-0		NEUTRAL		0-0-0		0-0-0		1-0-0		
17-13-0	0-0-0	0-0-0		CONFERENCE		0-0-0		2-9-0		15-4-0		
11-4-0	0-0-0	0-0-0		HOME		0-0-0		2-4-0		9-0-0		
5-7-0	0-0-0	0-0-0		AWAY		0-0-0		0-3-0		5-4-0		
1-2-0	0-0-0	0-0-0		NEUTRAL		0-0-0		0-2-0		1-0-0		
<hr/>												
RPI S	Opponent	Score		RPI S	Opponent	Score		RPI S	Opponent	Score		
7 A	LSU	0	6	46 A	Northwestern St.	4	2	88 A	Nevada	7	2	
7 A	LSU	5	4	48 H	New Mexico	3	12	88 H	Nevada	5	2	
7 A	LSU	1	11	48 H	New Mexico	0	1	92 A	Fresno St.	5	7	
21 A	Arizona	1	3					92 H	Fresno St.	5	4	
21 A	Arizona	1	23									
21 A	Arizona	4	8									
								</				

Non-Div. I Games:	William Jessup	6	1
-------------------	----------------	---	---

Sacramento St.

Sacramento St.

112	H	Seattle	6	3
227	H	Pacific	6	9

Through Games Of May 29, 2016

RPI	S	Opponent	Score	
228	N	South Dakota St.	4	0
256	A	CSU Bakersfield	3	4
256	A	CSU Bakersfield	2	4
256	A	CSU Bakersfield	6	3
268	H	Northern Colo.	6	3
268	H	Northern Colo.	5	1
268	H	Northern Colo.	8	5
268	N	Northern Colo.	8	7
281	A	UTRGV	12	3
281	A	UTRGV	2	3
281	A	UTRGV	5	3
290	H	North Dakota	1	0
290	H	North Dakota	4	3
290	H	North Dakota	3	2
293	H	Chicago St.	10	0
293	H	Chicago St.	5	4
293	H	Chicago St.	4	1

Sacramento St.

S
a
c
r
a
m
e
n
t
o
s
t
.

S
a
c
r
a
m
e
n
t
o
s
t
.

Average RPI Win:		200	WON-LOST RECORD		WINNING PCT. RANK		LAST 15 GAMES		STRENGTH OF SCHEDULE		OPP. STRENGTH OF SCHEDULE		TEAM RPI		ADJ RPI		CONF. RPI		ADJ CONF. RPI	
Average RPI Loss:		158																		
DIV. I ONLY			32-26-0		.55172 103		6-9-0		266		178		173		.48605 173		23		23	
DIV. I NON-CONF.			16-12-0		.57143 106		1-1-0		197		86		114		.51544 114		22		22	
TOTALS		RPI 1-25		RPI 26-50		W-L RECORDS		RPI 51-100		RPI 101-150		RPI 150+								
32-26-0		1-4-0		0-1-0		OVERALL		1-4-0		6-1-0		24-16-0								
14-6-0		0-0-0		0-0-0		HOME		1-1-0		0-0-0		13-5-0								
13-12-0		1-3-0		0-0-0		AWAY		0-1-0		1-0-0		11-8-0								
5-8-0		0-1-0		0-1-0		NEUTRAL		0-2-0		5-1-0		0-3-0								
16-12-0		1-4-0		0-1-0		NON-CONFERENCE		1-3-0		6-1-0		8-3-0								
6-2-0		0-0-0		0-0-0		HOME		1-1-0		0-0-0		5-1-0								
5-5-0		1-3-0		0-0-		AWAY		0-1-0		1-0-0		3-1-0								
5-5-0		0-1-0		0-1-0		NEUTRAL		0-1-0		5-1-0		0-1-0								
16-14-0		0-0-0		0-0-0		CONFERENCE		0-1-0		0-0-0		16-13-0								
8-4-0		0-0-0		0-0-0		HOME		0-0-0		0-0-0		8-4-0								
8-7-0		0-0-0		0-0-0		AWAY		0-0-0		0-0-0		8-7-0								
0-3-0		0-0-0		0-0-0		NEUTRAL		0-1-0		0-0-0		0-2-0								
RPI S	Opponent		Score		RPI S	Opponent		Score		RPI S	Opponent		Score		RPI S	Opponent		Score		
5 N	Ole Miss		3	7	44 N	Oregon St.		6	7	70 H	Indiana St.		8	16	119 N	Cincinnati		6	4	
7 A	LSU		7	1						71 N	Kent St.		3	8	119 N	Cincinnati		4	3	
7 A	LSU		6	10						78 H	Xavier		5	4	130 N	Utah Valley		1	5	
7 A	LSU		3	9						93 N	Utah		5	11	130 N	Utah Valley		3	1	
12 A	Coastal Caro.		5	12						99 A	Indiana		3	4	137 A	Valparaiso		3	2	
															143 N	Milwaukee		9	3	
															143 N	Milwaukee		11	5	
															164 A	Miami (OH)		9	6	
															164 A	Miami (OH)		9	0	
															164 A	Miami (OH)		2	4	
															187 H	Eastern Mich.		10	16	
															187 H	Eastern Mich.		10	7	
															187 H	Eastern Mich.		8	3	
															203 A	Toledo		7	10	
															203 A	Toledo		7	10	
															203 A	Toledo		8	7	
															209 N	George Washington		0	2	
															212 A	Northern Ill.		8	14	
															212 A	Northern Ill.		4	3	
															212 A	Northern Ill.		2	3	
															217 H	Western Mich.		13	3	
															217 H	Western Mich.		21	1	
															217 H	Western Mich.		7	2	
															217 N	Western Mich.		1	5	
															221 A	Central Mich.		10	7	
															221 A	Central Mich.		3	7	
															221 A	Central Mich.		4	2	
				LAST 15 GAMES																
				221 N	Central Mich.	0	4	203 A	Toledo	7	10									
				217 N	Western Mich.	1	5	203 A	Toledo	7	10									
				212 A	Northern Ill.	2	3	70 H	Indiana St.	8	16									
				212 A	Northern Ill.	4	3													
				212 A	Northern Ill.	8	14													

Non-Div. I Games:

Ball St.

Ball St.

276	A	Butler	7	4
203	A	Toledo	8	7

Through Games Of May 29, 2016

RPI	S	Opponent	Score	
221	N	Central Mich.	0	4
234	H	Dayton	10	0
234	H	Dayton	6	1
234	H	Dayton	1	3
234	H	Dayton	9	3
237	H	Ohio	17	14
237	H	Ohio	6	12
237	H	Ohio	20	3
244	H	Northern Ky.	13	1
246	A	Buffalo	3	4
246	A	Buffalo	4	2
246	A	Buffalo	9	6
262	H	Bowling Green	7	8
262	H	Bowling Green	3	1
262	H	Bowling Green	1	5
273	A	Purdue	2	9
273	H	Purdue	9	8
276	A	Butler	7	4
288	A	Savannah St.	10	1
288	A	Savannah St.	7	3

Ball St.

B
a
l
l
S
t
.

B
a
l
l
S
t
.

Average RPI Win:		183	WON-LOST RECORD		WINNING PCT. RANK		LAST 15 GAMES		STRENGTH OF SCHEDULE		OPP. STRENGTH OF SCHEDULE		TEAM RPI		ADJ RPI		CONF. RPI		ADJ CONF. RPI	
DIV. I ONLY			24-29-0		.45283 186		7-8-0		146		224		174		.48549 174		16		16	
DIV. I NON-CONF.			16-19-0		.45714 173		2-2-0		152		265		166		.48808 166		16		16	
TOTALS		RPI 1-25		RPI 26-50		W-L RECORDS		RPI 51-100		RPI 101-150		RPI 150+								
24-29-0		0-1-0		2-4-0		OVERALL		3-6-0		4-7-0		15-11-0								
12-9-0		0-0-0		0-0-0		HOME		2-1-0		3-5-0		7-3-0								
8-18-0		0-1-0		2-4-0		AWAY		1-5-0		1-2-0		4-6-0								
4-2-0		0-0-0		0-0-0		NEUTRAL		0-0-0		0-0-0		4-2-0								
16-19-0		0-1-0		1-2-0		NON-CONFERENCE		1-5-0		1-4-0		13-7-0								
7-5-0		0-0-0		0-0-0		HOME		0-0-0		1-4-0		6-1-0								
5-12-0		0-1-0		1-0-		AWAY		1-5-0		0-0-0		3-4-0								
4-2-0		0-0-0		0-0-0		NEUTRAL		0-0-0		0-0-0		4-2-0								
8-10-0		0-0-0		1-2-0		CONFERENCE		2-1-0		3-3-0		2-4-0								
5-4-0		0-0-0		0-0-0		HOME		2-1-0		2-1-0		1-2-0								
3-6-0		0-0-0		1-2-0		AWAY		0-0-0		1-2-0		1-2-0								
0-0-0		0-0-0		0-0-0		NEUTRAL		0-0-0		0-0-0		0-0-0								
RPI	S	Opponent		Score		RPI	S	Opponent		Score		RPI	S	Opponent		Score				
25	A	Wake Forest		1	3	27	A	Fla. Atlantic		13	11	76	A	UNCG		4	5			
						27	A	Fla. Atlantic		0	6	76	A	UNCG		9	17			
						27	A	Fla. Atlantic		2	14	76	A	UNCG		4	8			
						45	A	Creighton		2	6	78	H	Xavier		9	1			
						45	A	Creighton		0	4	78	H	Xavier		5	8			
						45	A	Creighton		3	2	78	H	Xavier		4	3			
												100	A	William & Mary		2	16			
												100	A	William & Mary		8	6			
												100	A	William & Mary		9	10			
						LAST 15 GAMES														
						243	H	Villanova		5	10	299	H	Coppin St.		4	3			
						243	H	Villanova		10	8	147	H	Seton Hall		1	0			
						243	H	Villanova		1	6	147	H	Seton Hall		7	3			
						171	A	UMBC		4	9									
						45	A	Creighton		3	2									
												233	N	Penn		11	6			
												233	N	Penn		9	1			
												233	N	Penn		4	2			
												243	H	Villanova		10	8			
												243	H	Villanova		1	6			
												243	H	Villanova		5	10			

Non-Div. I Games:	Moravian	8	1
-------------------	----------	---	---

Georgetown

45	A	Creighton	0	4
45	A	Creighton	2	6

RPI	S	Opponent	Score	
257	N	VMI	0	4
274	A	George Mason	1	2
274	H	George Mason	12	5
276	A	Butler	2	3
276	A	Butler	6	12
276	A	Butler	3	1
294	H	UMES	4	9
294	H	UMES	7	5
299	A	Coppin St.	5	4
299	H	Coppin St.	4	3

Georgetown

G
e
o
r
g
e
t
o
w
n

G
e
o
r
g
e
t
o
w
n

Average RPI Win:	203	WON-LOST	WINNING	LAST 15	STRENGTH OF	OPP. STRENGTH	TEAM	ADJ	CONF.	ADJ CONF.	
Average RPI Loss:	121	RECORD	PCT. RANK	GAMES	SCHEDULE	OF SCHEDULE	RPI	RPI	RPI	RPI	
DIV. I ONLY	29-27-0	.51786	132	8-7-0	236	156	176	.48542	175	13	13
DIV. I NON-CONF.	15-7-0	.68182	48	4-0-0	281	258	130	.50525	130	11	11
<hr/>											
TOTALS	RPI 1-25	RPI 26-50		W-L RECORDS		RPI 51-100		RPI 101-150		RPI 150+	
29-27-0	0-0-0	1-3-0		OVERALL		4-12-0		2-5-0		22-7-0	
16-7-0	0-0-0	1-2-0		HOME		2-4-0		0-0-0		13-1-0	
8-16-0	0-0-0	0-0-0		AWAY		1-7-0		0-3-0		7-6-0	
5-4-0	0-0-0	0-1-0		NEUTRAL		1-1-0		2-2-0		2-0-0	
15-7-0	0-0-0	0-0-0		NON-CONFERENCE		0-2-0		1-2-0		14-3-0	
7-1-0	0-0-0	0-0-0		HOME		0-0-0		0-0-0		7-1-0	
5-4-0	0-0-0	0-0-		AWAY		0-2-0		0-0-0		5-2-0	
3-2-0	0-0-0	0-0-0		NEUTRAL		0-0-0		1-2-0		2-0-0	
14-20-0	0-0-0	1-3-0		CONFERENCE		4-10-0		1-3-0		8-4-0	
9-6-0	0-0-0	1-2-0		HOME		2-4-0		0-0-0		6-0-0	
3-12-0	0-0-0	0-0-0		AWAY		1-5-0		0-3-0		2-4-0	
2-2-0	0-0-0	0-1-0		NEUTRAL		1-1-0		1-0-0		0-0-0	
RPI	S	Opponent	Score	RPI	S	Opponent	Score	RPI	S	Opponent	Score
				48	H	New Mexico	2 23	72	A	Iowa	7 9
				48	H	New Mexico	1 0	72	A	Iowa	2 22
				48	H	New Mexico	2 11	88	A	Nevada	4 8
				48	N	New Mexico	4 6	88	A	Nevada	12 7
								88	A	Nevada	5 6
								88	H	Nevada	5 12
								88	H	Nevada	5 2
								88	H	Nevada	18 4
								88	N	Nevada	1 12
								92	A	Fresno St.	3 6
								92	A	Fresno St.	1 14
								92	A	Fresno St.	1 5
								92	H	Fresno St.	1 5
								92	H	Fresno St.	6 11
								92	H	Fresno St.	2 4
								92	N	Fresno St.	9 7
									</		

Non-Div. I Games: Adams St. 13 1

Air Force

48	H	New Mexico	1	0
48	H	New Mexico	2	23

RPI	S	Opponent	Score	
252	N	Marist	8	4
268	A	Northern Colo.	14	4
268	A	Northern Colo.	4	2
268	H	Northern Colo.	9	5
268	H	Northern Colo.	14	7
280	H	SIUE	11	10
280	H	SIUE	8	0
280	H	SIUE	11	0
280	H	SIUE	11	2

A
i
r
F
o
r
c
e

A
i
r
F
o
r
c
e

Average RPI Win: 195		WON-LOST RECORD		WINNING PCT. RANK		LAST 15 GAMES		STRENGTH OF SCHEDULE		OPP. STRENGTH OF SCHEDULE		TEAM RPI		ADJ RPI		CONF. RPI		ADJ CONF. RPI	
DIV. I ONLY		28-28-0		.5 148		8-7-0		219		219		177		.48539 176		22		22	
DIV. I NON-CONF.		10-14-0		.41667 197		0-2-0		213		181		189		.47805 189		24		24	
TOTALS		RPI 1-25		RPI 26-50		W-L RECORDS		RPI 51-100		RPI 101-150		RPI 150+							
28-28-0		0-0-0		0-3-0		OVERALL		3-4-0		2-3-0		23-18-0							
11-6-0		0-0-0		0-1-0		HOME		2-1-0		0-0-0		9-4-0							
10-15-0		0-0-0		0-2-0		AWAY		0-3-0		0-1-0		10-9-0							
7-7-0		0-0-0		0-0-0		NEUTRAL		1-0-0		2-2-0		4-5-0							
10-14-0		0-0-0		0-3-0		NON-CONFERENCE		1-0-0		2-3-0		7-8-0							
1-1-0		0-0-0		0-1-0		HOME		0-0-0		0-0-0		1-0-0							
2-8-0		0-0-0		0-0-		AWAY		0-0-0		0-1-0		2-5-0							
7-5-0		0-0-0		0-0-0		NEUTRAL		1-0-0		2-2-0		4-3-0							
18-14-0		0-0-0		0-0-0		CONFERENCE		2-4-0		0-0-0		16-10-0							
10-5-0		0-0-0		0-0-0		HOME		2-1-0		0-0-0		8-4-0							
8-7-0		0-0-0		0-0-0		AWAY		0-3-0		0-0-0		8-4-0							
0-2-0		0-0-0		0-0-0		NEUTRAL		0-0-0		0-0-0		0-2-0							
RPI S	Opponent	Score		RPI S	Opponent	Score		RPI S	Opponent	Score		RPI S	Opponent	Score					
				45 A	Creighton	1	2	58 A	Oral Roberts	3	6	117 N	Arkansas St.	4	3				
				47 A	Nebraska	2	8	58 A	Oral Roberts	2	3	117 N	Morehead St.	0	14				
				47 H	Nebraska	6	11	58 A	Oral Roberts	4	6	117 N	Morehead St.	6	5				
								58 H	Oral Roberts	11	5	128 A	Kansas St.	3	11				
								58 H	Oral Roberts	2	7	147 N	Seton Hall	1	2				
								58 H	Oral Roberts	10	4	175 A	Air Force	12	3				
								72 N	Iowa	3	2	175 A	Air Force	10	18				
												175 H	Air Force	7	4				
												184 A	Wichita St.	4	5				
												187 N	Eastern Mich.	3	16				
												187 N	Eastern Mich.	1	8				
												187 N	Eastern Mich.	2	1				
												197 A	North Dakota St.	6	0				
												197 A	North Dakota St.	3	4				
												197 A	North Dakota St.	7	2				
												197 H	North Dakota St.	12	2				
												197 H	North Dakota St.	9	8				
												197 H	North Dakota St.	1	2				
												200 A	Kansas	6	7				
												205 A	IPFW	0	2				
												205 A	IPFW	3	1				
												205 A	IPFW	3	2				
												205 H	IPFW	9	5				
												205 H	IPFW	14	7				
												205 H	IPFW	7	0				
												205 N	IPFW	6	8				
												208 N	Presbyterian	1	11				
LAST 15 GAMES																			
				228 N	South Dakota St.	0	8	267 A	Western Ill.	9	2	205 H	IPFW	9	5				
				205 N	IPFW	6	8	267 A	Western Ill.	6	7	205 H	IPFW	14	7				
				58 H	Oral Roberts	11	5	47 A	Nebraska	2	8	205 H	IPFW	7	0				
				58 H	Oral Roberts	2	7					205 N	IPFW	6	8				
				58 H	Oral Roberts	10	4					208 N	Presbyterian	1	11				

Non-Div. I Games:

Omaha

45	A	Creighton	1	2
267	A	Western Ill.	14	0

RPI	S	Opponent	Score	
213	A	Grand Canyon	4	12
213	A	Grand Canyon	7	2
213	A	Grand Canyon	4	9
228	A	South Dakota St.	4	9
228	A	South Dakota St.	19	6
228	A	South Dakota St.	10	3
228	H	South Dakota St.	10	9
228	H	South Dakota St.	4	1
228	H	South Dakota St.	3	15
228	N	South Dakota St.	0	8
241	N	Saint Louis	16	2
262	N	Bowling Green	10	1
263	N	NJIT	9	3
267	A	Western Ill.	6	7
267	A	Western Ill.	9	2
267	A	Western Ill.	14	0
267	H	Western Ill.	2	10
267	H	Western Ill.	6	1
267	H	Western Ill.	2	3

Average RPI Win:	107	WON-LOST RECORD	WINNING PCT. RANK	LAST 15 GAMES	STRENGTH OF SCHEDULE	OPP. STRENGTH OF SCHEDULE	TEAM RPI	ADJ RPI	CONF. RPI	ADJ CONF. RPI					
DIV. I ONLY		19-35-0	.35185	248	5-10-0	38	115	178	.48536	177	4	4			
DIV. I NON-CONF.		8-16-0	.33333	239	1-5-0	62	264	230	.45971	230	3	3			
<hr/>															
TOTALS	RPI 1-25	RPI 26-50		W-L RECORDS		RPI 51-100		RPI 101-150		RPI 150+					
19-35-0	1-2-0	3-6-0		OVERALL		8-14-0		1-7-0		6-6-0					
11-18-0	0-0-0	3-5-0		HOME		4-9-0		1-3-0		3-1-0					
6-16-0	1-2-0	0-1-0		AWAY		4-5-0		0-4-0		1-4-0					
2-1-0	0-0-0	0-0-0		NEUTRAL		0-0-0		0-0-0		2-1-0					
<hr/>															
8-16-0	0-0-0	0-3-0		NON-CONFERENCE		1-3-0		1-4-0		6-6-0					
5-9-0	0-0-0	0-2-0		HOME		1-3-0		1-3-0		3-1-0					
1-6-0	0-0-0	0-0-		AWAY		0-0-0		0-1-0		1-4-0					
2-1-0	0-0-0	0-0-0		NEUTRAL		0-0-0		0-0-0		2-1-0					
<hr/>															
11-19-0	1-2-0	3-3-0		CONFERENCE		7-11-0		0-3-0		0-0-0					
6-9-0	0-0-0	3-3-0		HOME		3-6-0		0-0-0		0-0-0					
5-10-0	1-2-0	0-0-0		AWAY		4-5-0		0-3-0		0-0-0					
0-0-0	0-0-0	0-0-0		NEUTRAL		0-0-0		0-0-0		0-0-0					
<hr/>															
RPI	S	Opponent	Score	RPI	S	Opponent	Score	RPI	S	Opponent	Score	RPI	S	Opponent	Score
21	A	Arizona	0 8	30	A	Gonzaga	0 8	55	A	Washington	9 3	102	A	UCLA	2 11
21	A	Arizona	3 7	30	H	Gonzaga	4 7	55	A	Washington	7 2	102	A	UCLA	5 6
21	A	Arizona	6 2	30	H	Gonzaga	2 5	55	A	Washington	4 6	102	A	UCLA	2 5
				43	H	Arizona St.	9 3	68	H	California	5 11	112	A	Seattle	4 7
				43	H	Arizona St.	3 18	68	H	California	0 7	130	H	Utah Valley	10 1
				43	H	Arizona St.	1 10	68	H	California	4 1	130	H	Utah Valley	6 10
				44	H	Oregon St.	8 3	73	A	Stanford	0 5	130	H	Utah Valley	9 10
				44	H	Oregon St.	7 5	73	A	Stanford	5 2	130	H	Utah Valley	0 8
				44	H	Oregon St.	3 12	73	A	Stanford	1 6	151	A	Texas St.	6 7
								79	H	Southern California	2 4	151	A	Texas St.	9 8
								79	H	Southern California	2 6	151	A	Texas St.	1 10
								79	H	Southern California	9 2	151	A	Texas St.	2 6
								85	A	Oregon	0 8	167	H	Northeastern	3 5
								85	A	Oregon	4 0	167	H	Northeastern	4 1
								85	A	Oregon	7 11	167	H	Northeastern	8 1
								93	H	Utah	4 3	167	H	Northeastern	7 2
								93	H	Utah	2 3	192	N	Houston Baptist	5 9
								93	H	Utah	5 11	192	N	Houston Baptist	3 2
								98	H	McNeese St.	12 9	281	A	UTRGV	1 3
								98	H	McNeese St.	2 8	298	N	Prairie View	14 3
<hr/>															
				LAST 15 GAMES											
				68 H California				5	11						
				68 H California				0	7						
				68 H California				4	1						
				98 H McNeese St.				12	9						
				98 H McNeese St.				2	8						

Non-Div. I Games:

Washington St.

				RPI	S	Opponent	Score		
98	H	McNeese St.	2	6	98	H	McNeese St.	2	6
98	H	McNeese St.	2	10	98	H	McNeese St.	2	10

C
o
l
u
m
b
i
a

Columbia

105 H Princeton	5	4
105 H Princeton	8	7

C
o
l
u
m
b
i
a

C
o
l
u
m
b
i
a

Average RPI Win: 177		WON-LOST	WINNING	LAST 15	STRENGTH OF		OPP. STRENGTH	TEAM	ADJ		CONF.	ADJ CONF.					
Average RPI Loss: 145		RECORD	PCT. RANK	GAMES	SCHEDULE		OF SCHEDULE	RPI	RPI		RPI	RPI					
DIV. I ONLY		24-31-0	.43636	201	7-8-0		126	183	180		.48517	179					
DIV. I NON-CONF.		10-18-0	.35714	227	0-3-0		137	243	229		.45978	229					
TOTALS		RPI 1-25	RPI 26-50		W-L RECORDS		RPI 51-100		RPI 101-150		RPI 150+						
24-31-0		0-4-0	2-2-0		OVERALL		3-5-0		2-1-0		17-19-0						
13-13-0		0-0-0	2-1-0		HOME		1-3-0		0-0-0		10-9-0						
10-16-0		0-4-0	0-0-0		AWAY		2-2-0		2-1-0		6-9-0						
1-2-0		0-0-0	0-1-0		NEUTRAL		0-0-0		0-0-0		1-1-0						
10-18-0		0-4-0	0-0-0		NON-CONFERENCE		0-2-0		0-0-0		10-12-0						
7-7-0		0-0-0	0-0-0		HOME		0-1-0		0-0-0		7-6-0						
3-11-0		0-4-0	0-0-		AWAY		0-1-0		0-0-0		3-6-0						
0-0-0		0-0-0	0-0-0		NEUTRAL		0-0-0		0-0-0		0-0-0						
14-13-0		0-0-0	2-2-0		CONFERENCE		3-3-0		2-1-0		7-7-0						
6-6-0		0-0-0	2-1-0		HOME		1-2-0		0-0-0		3-3-0						
7-5-0		0-0-0	0-0-0		AWAY		2-1-0		2-1-0		3-3-0						
1-2-0		0-0-0	0-1-0		NEUTRAL		0-0-0		0-0-0		1-1-0						
RPI	S	Opponent		Score		RPI	S	Opponent		Score		RPI	S	Opponent		Score	
6	A	Clemson		1	6	33	H	UNCW		3	5	60	A	Maryland		2	5
6	A	Clemson		1	10	33	H	UNCW		8	6	60	H	Maryland		12	19
6	A	Clemson		2	11	33	H	UNCW		11	7	65	A	Col. of Charleston		3	1
17	A	Virginia		6	15	33	N	UNCW		4	5	65	A	Col. of Charleston		5	7
												65	A	Col. of Charleston		9	3
												100	H	William & Mary		4	11
												100	H	William & Mary		8	5
												100	H	William & Mary		0	2

Non-Div. I Games:

James Madison

249	A	Hofstra	15	4
171	A	UMBC	0	14

RPI	S	Opponent	Score	
225	A	Towson	4	6
249	A	Hofstra	15	4
249	A	Hofstra	6	0
249	A	Hofstra	9	1
257	A	VMI	12	8
257	H	VMI	11	10
261	H	Bucknell	9	3
261	H	Bucknell	7	6
261	H	Bucknell	2	4
261	H	Bucknell	1	9
274	A	George Mason	5	6
274	H	George Mason	5	16

J
a
m
e
s
M
a
d
i
s
o
n

J
a
m
e
s
M
a
d
i
s
o
n

Average RPI Win: 207		WON-LOST	WINNING	LAST 15	STRENGTH OF		OPP. STRENGTH	TEAM	ADJ		CONF.	ADJ CONF.
Average RPI Loss: 168		RECORD	PCT. RANK	GAMES	SCHEDULE		OF SCHEDULE	RPI	RPI		RPI	RPI
DIV. I ONLY		30-27-0	.52632	125	8-7-0		248	243	181		.48492	180
DIV. I NON-CONF.		13-17-0	.43333	190	3-2-0		124	134	133		.50456	133
TOTALS		RPI 1-25	RPI 26-50		W-L RECORDS		RPI 51-100		RPI 101-150		RPI 150+	
30-27-0		1-2-0	1-4-0		OVERALL		1-0-0		4-5-0		23-16-0	
12-7-0		0-0-0	0-0-0		HOME		0-0-0		2-1-0		10-6-0	
15-14-0		1-2-0	1-2-0		AWAY		1-0-0		1-3-0		11-7-0	
3-6-0		0-0-0	0-2-0		NEUTRAL		0-0-0		1-1-0		2-3-0	
13-17-0		1-2-0	1-4-0		NON-CONFERENCE		1-0-0		4-5-0		6-6-0	
4-2-0		0-0-0	0-0-0		HOME		0-0-0		2-1-0		2-1-0	
7-11-0		1-2-0	1-0-		AWAY		1-0-0		1-3-0		3-4-0	
2-4-0		0-0-0	0-2-0		NEUTRAL		0-0-0		1-1-0		1-1-0	
17-10-0		0-0-0	0-0-0		CONFERENCE		0-0-0		0-0-0		17-10-0	
8-5-0		0-0-0	0-0-0		HOME		0-0-0		0-0-0		8-5-0	
8-3-0		0-0-0	0-0-0		AWAY		0-0-0		0-0-0		8-3-0	
1-2-0		0-0-0	0-0-0		NEUTRAL		0-0-0		0-0-0		1-2-0	
RPI S	Opponent	Score	RPI S	Opponent	Score	RPI S	Opponent	Score	RPI S	Opponent	Score	
17 A	Virginia	2 4	28 N	Bryant	5 8	74 A	VCU	12 4	105 A	Princeton	7 3	
17 A	Virginia	6 4	28 N	Bryant	4 8				107 A	Rutgers	4 20	
17 A	Virginia	10 11	36 A	East Carolina	2 5				107 H	Rutgers	12 2	
			36 A	East Carolina	4 0				122 N	Penn St.	3 1	
			36 A	East Carolina	3 4				138 N	Evansville	3 15	
									139 A	Saint Joseph's	2 14	
									139 H	Saint Joseph's	3 7	
									147 A	Seton Hall	3 13	
									150 H	Stetson	7 4	
									179 A	James Madison	11 10	
									182 H	Fairfield	4 8	
									182 H	Fairfield	1 0	
									182 H	Fairfield	6 9	
									209 A	George Washington	4 1	
									209 A	George Washington	5 7	
									209 A	George Washington	5 14	
									215 A	Manhattan	5 6	
									215 A	Manhattan	5 4	
									215 H	Manhattan	7 3	
									215 N	Manhattan	8 12	
									215 N	Manhattan	1 8	
									216 A	Quinnipiac	5 3	
									216 A	Quinnipiac	5 1	
									216 A	Quinnipiac	4 0	
									219 H	UMass Lowell	7 10	
									219 H	UMass Lowell	5 4	
									222 A	USC Upstate	1 7	
			LAST 15 GAMES									
			215 N	Manhattan	1 8	182 H	Fairfield	6 9				
			252 N	Marist	9 6	182 H	Fairfield	1 0				
			215 N	Manhattan	8 12	139 A	Saint Joseph's	2 14				
			219 H	UMass Lowell	5 4							
			219 H	UMass Lowell	7 10							

Non-Div. I Games:

Monmouth

249	H	Hofstra	5	4
182	H	Fairfield	4	8

RPI	S	Opponent	Score	
242	H	Siena	4	6
242	H	Siena	10	4
242	H	Siena	2	6
249	A	Hofstra	5	4
249	H	Hofstra	5	4
252	A	Marist	1	2
252	A	Marist	11	9
252	A	Marist	5	3
252	N	Marist	9	6
254	N	Army West Point	5	6
264	A	Lafayette	12	13
269	H	Rider	6	0
269	H	Rider	5	3
269	H	Rider	8	4
284	H	Iona	9	2
284	H	Iona	1	2
284	H	Iona	1	0
285	N	UNC Asheville	8	7
295	A	Saint Peter's	7	8
295	A	Saint Peter's	4	1
295	A	Saint Peter's	11	7

Monmouth

Monmouth

Monmouth

Average RPI Win: 164		WON-LOST	WINNING	LAST 15	STRENGTH OF		OPP. STRENGTH	TEAM	ADJ	CONF.	ADJ CONF.
Average RPI Loss: 103		RECORD	PCT. RANK	GAMES	SCHEDULE		OF SCHEDULE	RPI	RPI	RPI	RPI
DIV. I ONLY		26-30-0	.46429	180	9-6-0		169	123	182	.48485	181
DIV. I NON-CONF.		12-12-0	.5	148	2-1-0		188	158	170	.48711	169
TOTALS		RPI 1-25	RPI 26-50		W-L RECORDS		RPI 51-100		RPI 101-150		RPI 150+
26-30-0		0-5-0	5-10-0		OVERALL		6-3-0		2-2-0		13-10-0
16-13-0		0-2-0	1-7-0		HOME		4-0-0		2-1-0		9-3-0
9-15-0		0-3-0	3-3-0		AWAY		2-3-0		0-1-0		4-5-0
1-2-0		0-0-0	1-0-0		NEUTRAL		0-0-0		0-0-0		0-2-0
12-12-0		0-5-0	4-2-0		NON-CONFERENCE		0-1-0		0-1-0		8-3-0
9-3-0		0-2-0	1-0-0		HOME		0-0-0		0-0-0		8-1-0
2-7-0		0-3-0	2-0-		AWAY		0-1-0		0-1-0		0-0-0
1-2-0		0-0-0	1-0-0		NEUTRAL		0-0-0		0-0-0		0-2-0
14-18-0		0-0-0	1-8-0		CONFERENCE		6-2-0		2-1-0		5-7-0
7-10-0		0-0-0	0-7-0		HOME		4-0-0		2-1-0		1-2-0
7-8-0		0-0-0	1-1-0		AWAY		2-2-0		0-0-0		4-5-0
0-0-0		0-0-0	0-0-0		NEUTRAL		0-0-0		0-0-0		0-0-0
RPI S	Opponent	Score	RPI S	Opponent	Score	RPI S	Opponent	Score	RPI S	Opponent	Score
7 H	LSU	4 9	29 A	Tulane	2 0	61 A	Alabama	1 13	110 H	Central Ark.	8 2
11 A	Mississippi St.	0 8	29 H	Tulane	2 1	75 A	Lamar	10 14	110 H	Central Ark.	6 5
11 A	Mississippi St.	0 5	34 H	Sam Houston St.	2 4	75 A	Lamar	2 7	110 H	Central Ark.	2 7
15 A	UL Lafayette	3 4	34 H	Sam Houston St.	8 12	84 A	New Orleans	5 4	149 A	La.-Monroe	1 3
15 H	UL Lafayette	4 5	34 H	Sam Houston St.	1 3	84 A	New Orleans	11 5	159 H	Sacred Heart	8 7
			40 A	Southeastern La.	6 5	84 H	New Orleans	3 2	159 H	Sacred Heart	5 0
			40 A	Southeastern La.	2 15	98 H	McNeese St.	6 5	159 H	Sacred Heart	5 7
			40 H	Southeastern La.	8 14	98 H	McNeese St.	3 0	192 A	Houston Baptist	3 8
			46 H	Northwestern St.	4 13	98 H	McNeese St.	2 1	192 A	Houston Baptist	3 7
			46 H	Northwestern St.	1 4				192 A	Houston Baptist	5 3
			46 H	Northwestern St.	3 6				218 H	Abilene Christian	4 2
			47 A	Nebraska	1 6				218 H	Abilene Christian	4 5
			47 A	Nebraska	7 1				218 H	Abilene Christian	3 5
			47 A	Nebraska	2 4				219 N	UMass Lowell	6 9
			49 N	South Ala.	5 4				219 N	UMass Lowell	2 11
									230 A	A&M-Corpus Christi	4 1
									230 A	A&M-Corpus Christi	0 8
									230 A	A&M-Corpus Christi	4 5
									275 A	Incarnate Word	8 4
									275 A	Incarnate Word	8 3
									275 A	Incarnate Word	5 7
									292 H	Alcorn	6 4
									296 H	Southern U.	9 8
									300 H	Mississippi Val.	6 1
									300 H	Mississippi Val.	15 1
									300 H	Mississippi Val.	18 2
									300 H	Mississippi Val.	13 3
			LAST 15 GAMES								
			84 A	New Orleans	11 5	292 H	Alcorn	6 4			
			84 H	New Orleans	3 2	192 A	Houston Baptist	3 7			
			84 A	New Orleans	5 4	192 A	Houston Baptist	5 3			
			29 A	Tulane	2 0						
			46 H	Northwestern St.	3 6						

Non-Div. I Games:

Nicholls St.

46 H Northwestern St.	1	4
46 H Northwestern St.	4	13

N
i
c
h
o
l
l
s
s
t
.

N
i
c
h
o
l
l
s
s
t
.

Fairfield

Fairfield

Fairfield

216	H	Quinnipiac	6	2
251	H	Massachusetts	4	2

Through Games Of May 29, 2016

RPI	S	Opponent	Score	
216	H	Quinnipiac	8	4
236	H	Harvard	1	7
236	H	Harvard	8	6
242	N	Siena	18	2
249	H	Hofstra	5	4
251	H	Massachusetts	4	2
263	H	NJIT	4	8
266	H	Niagara	3	2
266	H	Niagara	9	3
266	H	Niagara	4	2
269	H	Rider	6	7
269	H	Rider	3	6
269	H	Rider	13	1
284	A	Iona	7	1
284	A	Iona	8	7
284	A	Iona	2	1
291	N	Delaware St.	17	3
291	N	Delaware St.	8	2
291	N	Delaware St.	14	1
295	A	Saint Peter's	8	3
295	A	Saint Peter's	11	3
295	A	Saint Peter's	12	2

Fairfield

F
a
i
r
f
i
e
l
d

F
a
i
r
f
i
e
l
d

Average RPI Win: 151		WON-LOST	WINNING	LAST 15	STRENGTH OF		OPP. STRENGTH	TEAM	ADJ		CONF.	ADJ CONF.
Average RPI Loss: 83		RECORD	PCT. RANK	GAMES	SCHEDULE		OF SCHEDULE	RPI	RPI		RPI	RPI
DIV. I ONLY		22-29-0	.43137	207	5-10-0		76	126	175		.48454	183
DIV. I NON-CONF.		10-17-0	.37037	219	0-3-0		133	129	251		.4453	251
TOTALS		RPI 1-25	RPI 26-50		W-L RECORDS		RPI 51-100		RPI 101-150		RPI 150+	
22-29-0		0-6-0	3-8-0		OVERALL		3-4-0		6-7-0		10-4-0	
14-21-0		0-3-0	1-7-0		HOME		3-4-0		3-3-0		7-4-0	
6-7-0		0-3-0	2-1-0		AWAY		0-0-0		1-3-0		3-0-0	
2-1-0		0-0-0	0-0-0		NEUTRAL		0-0-0		2-1-0		0-0-0	
10-17-0		0-3-0	1-7-0		NON-CONFERENCE		2-2-0		2-2-0		5-3-0	
8-15-0		0-3-0	1-7-0		HOME		2-2-0		0-0-0		5-3-0	
0-1-0		0-0-0	0-0-0		AWAY		0-0-0		0-1-0		0-0-0	
2-1-0		0-0-0	0-0-0		NEUTRAL		0-0-0		2-1-0		0-0-0	
12-12-0		0-3-0	2-1-0		CONFERENCE		1-2-0		4-5-0		5-1-0	
6-6-0		0-0-0	0-0-0		HOME		1-2-0		3-3-0		2-1-0	
6-6-0		0-3-0	2-1-0		AWAY		0-0-0		1-2-0		3-0-0	
0-0-0		0-0-0	0-0-0		NEUTRAL		0-0-0		0-0-0		0-0-0	
RPI S	Opponent	Score	RPI S	Opponent	Score	RPI S	Opponent	Score	RPI S	Opponent	Score	
21 H	Arizona	1 6	38 H	Michigan	4 5	52 H	Long Beach St.	4 11	115 A	Loyola Marymount	2 13	
21 H	Arizona	2 11	38 H	Michigan	4 9	52 H	Long Beach St.	6 3	120 H	UC Irvine	8 4	
21 H	Arizona	3 5	38 H	Michigan	3 5	52 H	Long Beach St.	3 4	120 H	UC Irvine	4 14	
23 A	UC Santa Barbara	3 6	38 H	Michigan	0 6	62 H	West Virginia	6 2	120 H	UC Irvine	8 5	
23 A	UC Santa Barbara	2 14	42 A	Cal St. Fullerton	3 8	62 H	West Virginia	1 4	124 H	Cal Poly	6 3	
23 A	UC Santa Barbara	4 5	42 A	Cal St. Fullerton	3 2	62 H	West Virginia	4 1	124 H	Cal Poly	4 5	
			42 A	Cal St. Fullerton	6 3	62 H	West Virginia	2 9	124 H	Cal Poly	2 5	
			48 H	New Mexico	1 7				140 A	CSUN	1 2	
			48 H	New Mexico	0 18				140 A	CSUN	3 9	
			48 H	New Mexico	4 3				140 A	CSUN	6 5	
			48 H	New Mexico	4 6				141 N	San Francisco	9 7	
									141 N	San Francisco	11 3	
									141 N	San Francisco	4 5	
									152 H	UC Riverside	5 4	
									152 H	UC Riverside	1 2	
									152 H	UC Riverside	2 1	
									185 H	Santa Clara	8 1	
									185 H	Santa Clara	3 2	
									185 H	Santa Clara	4 5	
									185 H	Santa Clara	1 3	
									225 A	UC Davis	6 5	
									225 A	UC Davis	7 2	
									225 A	UC Davis	5 0	
									293 H	Chicago St.	0 1	
									293 H	Chicago St.	4 0	
									293 H	Chicago St.	4 1	
									293 H	Chicago St.	14 0	
LAST 15 GAMES			21 H	Arizona	3 5	152 H	UC Riverside	5 4				
			21 H	Arizona	1 6	152 H	UC Riverside	1 2				
			21 H	Arizona	2 11	52 H	Long Beach St.	3 4				
			42 A	Cal St. Fullerton	3 2							
			42 A	Cal St. Fullerton	3 8							

Non-Div. I Games:

Hawaii Hilo

11 9

Hawaii Hilo

0 1

Hawaii

42 A Cal St. Fullerton	6	3
152 H UC Riverside	2	1

H
a
w
a
i
i

H
a
w
a
i
i

Average RPI Win: 128		WON-LOST	WINNING	LAST 15	STRENGTH OF		OPP. STRENGTH	TEAM	ADJ		CONF.	ADJ CONF.
Average RPI Loss: 87		RECORD	PCT. RANK	GAMES	SCHEDULE		OF SCHEDULE	RPI	RPI		RPI	RPI
DIV. I ONLY		21-37-0	.36207	244	29		112	184	.4838		184	9
DIV. I NON-CONF.		12-23-0	.34286	238	34		92	194	.47536		192	12
TOTALS		RPI 1-25	RPI 26-50		W-L RECORDS		RPI 51-100		RPI 101-150		RPI 150+	
21-37-0		1-5-0	3-11-0		OVERALL		4-7-0		7-10-0		6-4-0	
17-17-0		1-5-0	2-3-0		HOME		4-4-0		5-4-0		5-1-0	
4-18-0		0-0-0	1-8-0		AWAY		0-2-0		2-5-0		1-3-0	
0-2-0		0-0-0	0-0-0		NEUTRAL		0-1-0		0-1-0		0-0-0	
12-23-0		0-3-0	3-11-0		NON-CONFERENCE		1-3-0		3-4-0		5-2-0	
11-11-0		0-3-0	2-3-0		HOME		1-1-0		3-3-0		5-1-0	
1-12-0		0-0-0	1-0-		AWAY		0-2-0		0-1-0		0-1-0	
0-0-0		0-0-0	0-0-0		NEUTRAL		0-0-0		0-0-0		0-0-0	
9-14-0		1-2-0	0-0-0		CONFERENCE		3-4-0		4-6-0		1-2-0	
6-6-0		1-2-0	0-0-0		HOME		3-3-0		2-1-0		0-0-0	
3-6-0		0-0-0	0-0-0		AWAY		0-0-0		2-4-0		1-2-0	
0-2-0		0-0-0	0-0-0		NEUTRAL		0-1-0		0-1-0		0-0-0	
RPI S	Opponent	Score	RPI S	Opponent	Score	RPI S	Opponent	Score	RPI S	Opponent	Score	
16 H	TCU	0 3	32 H	Oklahoma St.	0 17	58 A	Oral Roberts	4 6	104 H	SFA	12 4	
16 H	TCU	6 17	34 H	Sam Houston St.	8 13	58 H	Oral Roberts	15 8	104 H	SFA	10 2	
16 H	TCU	5 12	34 H	Sam Houston St.	2 0	69 A	Oklahoma	2 4	111 H	Bradley	10 9	
22 H	Dallas Baptist	4 5	34 H	Sam Houston St.	11 15	69 H	Oklahoma	7 15	111 H	Bradley	4 8	
22 H	Dallas Baptist	5 7	42 A	Cal St. Fullerton	1 9	70 H	Indiana St.	6 8	111 H	Bradley	7 5	
22 H	Dallas Baptist	4 3	42 A	Cal St. Fullerton	1 7	70 H	Indiana St.	11 9	111 N	Bradley	2 5	
			42 A	Cal St. Fullerton	0 5	70 H	Indiana St.	10 15	124 H	Cal Poly	2 7	
			45 H	Creighton	7 3	70 N	Indiana St.	1 7	124 H	Cal Poly	6 7	
			47 A	Nebraska	3 7	87 H	Missouri St.	1 6	124 H	Cal Poly	6 0	
			47 A	Nebraska	17 5	87 H	Missouri St.	9 2	125 A	Southern Ill.	1 4	
			47 A	Nebraska	0 4	87 H	Missouri St.	11 1	125 A	Southern Ill.	8 0	
			48 A	New Mexico	7 17				125 A	Southern Ill.	5 8	
			48 A	New Mexico	4 8				128 A	Kansas St.	5 9	
			48 A	New Mexico	6 8				128 H	Kansas St.	2 5	
									138 A	Evansville	1 11	
									138 A	Evansville	2 7	
									138 A	Evansville	6 5	
									176 H	Omaha	5 4	
									200 A	Kansas	3 9	
									200 H	Kansas	7 6	
									220 A	Illinois St.	4 6	
									220 A	Illinois St.	15 12	
									220 A	Illinois St.	6 8	
									268 H	Northern Colo.	3 4	
									268 H	Northern Colo.	17 2	
									268 H	Northern Colo.	11 0	
									290 H	North Dakota	16 3	
			LAST 15 GAMES									
			70 N	Indiana St.	1 7	220 A	Illinois St.	15 12				
			111 N	Bradley	2 5	220 A	Illinois St.	4 6				
			22 H	Dallas Baptist	4 3	45 H	Creighton	7 3				
			22 H	Dallas Baptist	5 7							
			22 H	Dallas Baptist	4 5							

Non-Div. I Games:

Wichita St.

200 H	Kansas	7	6
220 A	Illinois St.	6	8

W
i
c
h
i
t
a
s
t
.

W
i
c
h
i
t
a
s
t
.

Average RPI Win: 138		WON-LOST	WINNING	LAST 15	STRENGTH OF		OPP. STRENGTH	TEAM	ADJ		CONF.	ADJ CONF.
Average RPI Loss: 117		RECORD	PCT. RANK	GAMES	SCHEDULE		OF SCHEDULE	RPI	RPI		RPI	RPI
DIV. I ONLY		23-29-0	.44231	193	6-9-0		144	95	185		11	11
DIV. I NON-CONF.		13-12-0	.52	135	1-2-0		156	68	135		8	8
TOTALS		RPI 1-25	RPI 26-50		W-L RECORDS		RPI 51-100		RPI 101-150		RPI 150+	
23-29-0		0-0-0	3-2-0		OVERALL		6-12-0		5-8-0		9-7-0	
16-13-0		0-0-0	2-0-0		HOME		5-5-0		4-5-0		5-3-0	
7-16-0		0-0-0	1-2-0		AWAY		1-7-0		1-3-0		4-4-0	
0-0-0		0-0-0	0-0-0		NEUTRAL		0-0-0		0-0-0		0-0-0	
13-12-0		0-0-0	2-0-0		NON-CONFERENCE		4-5-0		2-2-0		5-5-0	
9-5-0		0-0-0	2-0-0		HOME		3-1-0		2-1-0		2-3-0	
4-7-0		0-0-0	0-0-		AWAY		1-4-0		0-1-0		3-2-0	
0-0-0		0-0-0	0-0-0		NEUTRAL		0-0-0		0-0-0		0-0-0	
10-17-0		0-0-0	1-2-0		CONFERENCE		2-7-0		3-6-0		4-2-0	
7-8-0		0-0-0	0-0-0		HOME		2-4-0		2-4-0		3-0-0	
3-9-0		0-0-0	1-2-0		AWAY		0-3-0		1-2-0		1-2-0	
0-0-0		0-0-0	0-0-0		NEUTRAL		0-0-0		0-0-0		0-0-0	
RPI S	Opponent	Score	RPI S	Opponent	Score	RPI S	Opponent	Score	RPI S	Opponent	Score	
			30 A	Gonzaga	4 7	53 A	BYU	8 9	115 H	Loyola Marymount	8 11	
			30 A	Gonzaga	0 3	53 A	BYU	2 8	115 H	Loyola Marymount	0 5	
			30 A	Gonzaga	6 0	53 A	BYU	5 10	115 H	Loyola Marymount	9 1	
			38 H	Michigan	5 3	55 A	Washington	1 4	123 A	San Diego	4 9	
			48 H	New Mexico	13 7	55 A	Washington	9 10	123 A	San Diego	7 5	
						55 A	Washington	2 1	123 A	San Diego	1 7	
						57 H	St. Mary's (CA)	0 1	124 A	Cal Poly	2 6	
						57 H	St. Mary's (CA)	13 9	124 H	Cal Poly	10 1	
						57 H	St. Mary's (CA)	5 7	130 H	Utah Valley	9 2	
						73 A	Stanford	3 10	139 H	Saint Joseph's	9 11	
						73 H	Stanford	4 2	141 H	San Francisco	2 0	
						88 A	Nevada	2 14	141 H	San Francisco	2 5	
						90 H	Pepperdine	7 10	141 H	San Francisco	3 6	
						90 H	Pepperdine	5 4	183 A	Hawaii	5 4	
						90 H	Pepperdine	1 7	183 A	Hawaii	2 3	
						96 H	Notre Dame	0 5	183 A	Hawaii	3 1	
						96 H	Notre Dame	4 2	183 A	Hawaii	1 8	
						96 H	Notre Dame	2 0	219 H	UMass Lowell	7 1	
									219 H	UMass Lowell	3 4	
									219 H	UMass Lowell	0 3	
									225 H	UC Davis	0 8	
									227 A	Pacific	8 12	
									227 A	Pacific	3 2	
									227 A	Pacific	3 6	
									231 H	Portland	9 1	
									231 H	Portland	6 5	
									231 H	Portland	9 5	
LAST 15 GAMES												
			53 A	BYU	5 10	227 A	Pacific	3 2				
			53 A	BYU	8 9	227 A	Pacific	3 6				
			53 A	BYU	2 8	227 A	Pacific	8 12				
			231 H	Portland	6 5							
			231 H	Portland	9 1							

Non-Div. I Games:

Santa Clara

231	H	Portland	9	5
73	A	Stanford	3	10

RPI	S	Opponent	Score	
232	A	San Jose St.	7	4
232	H	San Jose St.	8	5

Santa Clara

S
a
n
t
a
C
l
a
r
a

S
a
n
t
a
C
l
a
r
a

Average RPI Win: 94		WON-LOST RECORD		WINNING PCT. RANK		LAST 15 GAMES		STRENGTH OF SCHEDULE		OPP. STRENGTH OF SCHEDULE		TEAM RPI		ADJ RPI		CONF. RPI		ADJ CONF. RPI	
DIV. I ONLY		17-34-0		.33333 258		3-12-0		49		63		186		.48329 186		5		5	
DIV. I NON-CONF.		9-14-0		.3913 213		0-3-0		94		137		188		.47822 188		5		5	
TOTALS		RPI 1-25		RPI 26-50		W-L RECORDS		RPI 51-100		RPI 101-150		RPI 150+							
17-34-0		1-5-0		2-8-0		OVERALL		9-7-0		1-7-0		4-7-0							
9-19-0		1-2-0		1-5-0		HOME		6-6-0		0-0-0		1-6-0							
8-15-0		0-3-0		1-3-0		AWAY		3-1-0		1-7-0		3-1-0							
0-0-0		0-0-0		0-0-0		NEUTRAL		0-0-0		0-0-0		0-0-0							
9-14-0		0-0-0		1-3-0		NON-CONFERENCE		5-2-0		1-4-0		2-5-0							
5-9-0		0-0-0		0-3-0		HOME		4-2-0		0-0-0		1-4-0							
4-5-0		0-0-0		1-0-		AWAY		1-0-0		1-4-0		1-1-0							
0-0-0		0-0-0		0-0-0		NEUTRAL		0-0-0		0-0-0		0-0-0							
8-20-0		1-5-0		1-5-0		CONFERENCE		4-5-0		0-3-0		2-2-0							
4-10-0		1-2-0		1-2-0		HOME		2-4-0		0-0-0		0-2-0							
4-10-0		0-3-0		0-3-0		AWAY		2-1-0		0-3-0		2-0-0							
0-0-0		0-0-0		0-0-0		NEUTRAL		0-0-0		0-0-0		0-0-0							
RPI S	Opponent		Score		RPI S	Opponent		Score		RPI S	Opponent		Score		RPI S	Opponent		Score	
18 A	Southern Miss.		2	11	27 A	Fla. Atlantic		4	5	51 H	UConn		2	1	115 A	Baylor		4	5
18 A	Southern Miss.		5	6	27 A	Fla. Atlantic		1	3	51 H	UConn		6	5	120 A	UC Irvine		3	7
18 A	Southern Miss.		2	13	27 A	Fla. Atlantic		5	13	51 H	UConn		6	9	120 A	UC Irvine		3	8
24 H	Rice		6	1	30 H	Gonzaga		1	3	59 A	Houston		3	2	120 A	UC Irvine		12	2
24 H	Rice		4	9	30 H	Gonzaga		3	12	63 H	Marshall		2	5	132 A	Western Ky.		5	7
24 H	Rice		0	1	30 H	Gonzaga		4	12	63 H	Marshall		5	4	132 A	Western Ky.		5	8
					31 H	Louisiana Tech		5	4	63 H	Marshall		3	8	132 A	Western Ky.		10	14
					31 H	Louisiana Tech		9	14	80 A	Old Dominion		3	0	133 A	Texas		2	11
					31 H	Louisiana Tech		2	4	80 A	Old Dominion		7	2	151 A	Texas St.		10	13
					34 A	Sam Houston St.		8	5	80 A	Old Dominion		2	5	151 H	Texas St.		0	6
										95 H	FIU		4	8	151 H	Texas St.		14	7
										95 H	FIU		4	12	154 H	Charlotte		2	4
										95 H	FIU		6	0	154 H	Charlotte		4	22
										98 H	McNeese St.		11	5	165 A	Middle Tenn.		4	3
										98 H	McNeese St.		13	8	165 A	Middle Tenn.		12	1
										98 H	McNeese St.		8	11	230 A	A&M-Corpus Christi		6	3
															230 H	A&M-Corpus Christi		4	12
															275 H	Incarnate Word		2	5
															275 H	Incarnate Word		8	9
LAST 15 GAMES																			
										27 A	Fla. Atlantic		4	5					
										151 H	Texas St.		0	6					
										31 H	Louisiana Tech		5	4					

Non-Div. I Games:

UTSA

27 A Fla. Atlantic	1	3
27 A Fla. Atlantic	5	13

U
T
S
A

U
T
S
A

Average RPI Win:		201	WON-LOST		WINNING		LAST 15		STRENGTH OF		OPP. STRENGTH		TEAM		ADJ		CONF.		ADJ CONF.				
Average RPI Loss:		121	RECORD		PCT. RANK		GAMES		SCHEDULE		OF SCHEDULE		RPI		RPI		RPI		RPI				
DIV. I ONLY			23-36-0		.38983	228	5-10-0		136		201		187		.48261		187	23		23			
DIV. I NON-CONF.			10-20-0		.33333	239	1-2-0		59		124		136		.503		136	22		22			
TOTALS		RPI 1-25		RPI 26-50		W-L RECORDS		RPI 51-100		RPI 101-150		RPI 150+											
23-36-0		0-2-0		0-9-0		OVERALL		3-7-0		0-0-0		20-18-0											
6-8-0		0-0-0		0-1-0		HOME		0-3-0		0-0-0		6-4-0											
11-22-0		0-1-0		0-7-0		AWAY		2-1-0		0-0-0		9-12-0											
6-6-0		0-1-0		0-0-0		NEUTRAL		1-3-0		0-0-0		5-2-0											
10-20-0		0-2-0		0-9-0		NON-CONFERENCE		2-2-0		0-0-0		8-7-0											
0-2-0		0-0-0		0-1-0		HOME		0-0-0		0-0-0		0-1-0											
7-14-0		0-1-0		0-0-		AWAY		2-1-0		0-0-0		5-4-0											
3-4-0		0-1-0		0-0-0		NEUTRAL		0-1-0		0-0-0		3-2-0											
13-16-0		0-0-0		0-0-0		CONFERENCE		1-5-0		0-0-0		12-11-0											
6-6-0		0-0-0		0-0-0		HOME		0-3-0		0-0-0		6-3-0											
4-8-0		0-0-0		0-0-0		AWAY		0-0-0		0-0-0		4-8-0											
3-2-0		0-0-0		0-0-0		NEUTRAL		1-2-0		0-0-0		2-0-0											
RPI	S	Opponent		Score		RPI	S	Opponent		Score		RPI	S	Opponent		Score		RPI	S	Opponent		Score	
1	A	Florida		4	12	35	A	Ohio St.		0	2	62	A	West Virginia		1	5	166	A	Oakland		11	5
1	N	Florida		7	8	38	A	Michigan		4	12	71	H	Kent St.		3	7	166	H	Oakland		4	7
						38	A	Michigan		3	19	71	H	Kent St.		2	4	166	N	Oakland		3	11
						38	H	Michigan		0	12	71	H	Kent St.		3	13	169	A	South Fla.		4	8
						41	A	Wright St.		0	14	71	N	Kent St.		2	4	169	A	South Fla.		3	2
						41	A	Wright St.		5	7	71	N	Kent St.		10	5	169	A	South Fla.		4	8
						43	A	Arizona St.		4	5	71	N	Kent St.		0	1	173	A	Ball St.		16	10
						43	A	Arizona St.		4	12	77	A	Michigan St.		4	2	173	A	Ball St.		3	8
						43	A	Arizona St.		1	8	77	N	Michigan St.		2	3	173	A	Ball St.		7	10
												96	A	Notre Dame		8	0	176	N	Omaha		8	1
																		176	N	Omaha		16	3
																		176	N	Omaha		1	2
																		194	A	Lipscomb		8	12
																		194	A	Lipscomb		1	4
																		194	A	Lipscomb		17	4
																		203	A	Toledo		2	14
																		203	A	Toledo		4	8
																		203	A	Toledo		2	4
																		203	N	Toledo		6	1
																		212	H	Northern Ill.		5	9
																		212	H	Northern Ill.		3	2
																		212	H	Northern Ill.		1	2
																		212	N	Northern Ill.		6	2
																		217	A	Western Mich.		5	3
																		217	A	Western Mich.		4	7
																		217	A	Western Mich.		2	6
																		221	H	Central Mich.		3	0

Non-Div. I Games:

Eastern Mich.

203 A Toledo	2	14
203 A Toledo	4	8

RPI	S	Opponent	Score	
221	H	Central Mich.	2	3
221	H	Central Mich.	6	1
234	A	Dayton	7	6
246	A	Buffalo	4	12
246	A	Buffalo	2	1
246	A	Buffalo	4	3
262	H	Bowling Green	4	0
262	H	Bowling Green	5	4
262	H	Bowling Green	8	4
263	N	NJIT	8	0
273	A	Purdue	6	5

[illegible]

Non-Div. I Games:

San Diego St.

232 A San Jose St.	1	2
232 A San Jose St.	5	0

S
a
n
D
i
e
g
o
S
t
.

S
a
n
D
i
e
g
o
S
t
.

Average RPI Win: 209		WON-LOST	WINNING	LAST 15	STRENGTH OF		OPP. STRENGTH	TEAM	ADJ		CONF.	ADJ CONF.			
Average RPI Loss: 146		RECORD	PCT. RANK	GAMES	SCHEDULE		OF SCHEDULE	RPI	RPI		RPI	RPI			
DIV. I ONLY		30-28-0	.51724	135	5-10-0		212	206	189		.48084	18			
DIV. I NON-CONF.		18-14-0	.5625	111	1-3-0		246	253	195		.47492	21			
TOTALS		RPI 1-25	RPI 26-50		W-L RECORDS		RPI 51-100		RPI 101-150		RPI 150+				
30-28-0		0-2-0	0-0-0		OVERALL		3-5-0		3-10-0		24-11-0				
20-13-0		0-0-0	0-0-0		HOME		2-2-0		1-3-0		17-8-0				
9-13-0		0-2-0	0-0-0		AWAY		1-2-0		2-6-0		6-3-0				
1-2-0		0-0-0	0-0-0		NEUTRAL		0-1-0		0-1-0		1-0-0				
18-14-0		0-2-0	0-0-0		NON-CONFERENCE		1-0-0		1-2-0		16-10-0				
14-7-0		0-0-0	0-0-0		HOME		1-0-0		1-0-0		12-7-0				
3-7-0		0-2-0	0-0-		AWAY		0-0-0		0-2-0		3-3-0				
1-0-0		0-0-0	0-0-0		NEUTRAL		0-0-0		0-0-0		1-0-0				
12-14-0		0-0-0	0-0-0		CONFERENCE		2-5-0		2-8-0		8-1-0				
6-6-0		0-0-0	0-0-0		HOME		1-2-0		0-3-0		5-1-0				
6-6-0		0-0-0	0-0-0		AWAY		1-2-0		2-4-0		3-0-0				
0-2-0		0-0-0	0-0-0		NEUTRAL		0-1-0		0-1-0		0-0-0				
RPI S	Opponent	Score		RPI S	Opponent	Score		RPI S	Opponent	Score		RPI S	Opponent	Score	
6 A	Clemson	0	7					67 H	Kentucky	5	4	103 H	Western Caro.	4	14
8 A	South Carolina	1	7					76 H	UNCG	1	6	103 H	Western Caro.	3	12
								76 H	UNCG	1	6	103 H	Western Caro.	1	9
								76 H	UNCG	12	3	103 N	Western Caro.	9	10
								76 N	UNCG	6	9	115 A	Baylor	0	4
								94 A	Mercer	3	14	115 A	Baylor	5	9
								94 A	Mercer	7	12	127 A	Samford	3	11
								94 A	Mercer	7	5	127 A	Samford	0	6
												127 A	Samford	4	3
												131 A	Furman	1	5
												131 A	Furman	13	5
												131 A	Furman	0	2
												138 H	Evansville	7	5
												155 A	Gardner-Webb	5	1
												155 A	Gardner-Webb	3	5
												155 H	Gardner-Webb	13	9
												160 H	Stony Brook	9	8
												170 A	Winthrop	9	2
												170 H	Winthrop	3	4
												208 A	Presbyterian	8	4
												208 H	Presbyterian	5	6
												222 A	USC Upstate	0	2
												222 H	USC Upstate	6	3
												234 H	Dayton	4	6
												234 H	Dayton	5	9
												234 H	Dayton	10	5
												237 H	Ohio	6	5
				LAST 15 GAMES											
				76 N	UNCG	6	9	247 H	ETSU	7	6				
				103 N	Western Caro.	9	10	76 H	UNCG	1	6				
				131 A	Furman	1	5	76 H	UNCG	1	6				
				131 A	Furman	13	5								
				131 A	Furman	0	2								

Non-Div. I Games:

Wofford

247	H	ETSU	10	0
247	H	ETSU	3	5

RPI	S	Opponent	Score	
237	H	Ohio	5	3
237	H	Ohio	6	3
237	H	Ohio	2	16
238	N	Charleston So.	4	0
247	H	ETSU	7	6
247	H	ETSU	10	0
247	H	ETSU	3	5
250	H	Cornell	5	1
250	H	Cornell	2	6
250	H	Cornell	5	12
257	A	VMI	5	3
257	A	VMI	10	7
257	A	VMI	12	4
260	H	The Citadel	10	8
260	H	The Citadel	10	9
260	H	The Citadel	10	5
264	H	Lafayette	14	8
269	H	Rider	12	4
274	H	George Mason	11	6
285	A	UNC Asheville	8	10
285	H	UNC Asheville	8	5

W
o
f
f
o
r
d

W
o
f
f
o
r
d

Average RPI Win:		204	WON-LOST RECORD		WINNING PCT. RANK		LAST 15 GAMES		STRENGTH OF SCHEDULE		OPP. STRENGTH OF SCHEDULE		TEAM RPI		ADJ RPI		CONF. RPI		ADJ CONF. RPI					
DIV. I ONLY			24-30-0		.44444		190		8-7-0		204		202		190		.48072		190		19		19	
DIV. I NON-CONF.			8-16-0		.33333		239		1-0-0		243		187		233		.45658		233		14		14	
TOTALS		RPI 1-25		RPI 26-50		W-L RECORDS		RPI 51-100		RPI 101-150		RPI 150+												
24-30-0		0-3-0		1-9-0		OVERALL		0-1-0		7-8-0		16-9-0												
12-7-0		0-0-0		1-2-0		HOME		0-0-0		3-2-0		8-3-0												
11-21-0		0-3-0		0-6-0		AWAY		0-1-0		4-5-0		7-6-0												
1-2-0		0-0-0		0-1-0		NEUTRAL		0-0-0		0-1-0		1-0-0												
8-16-0		0-3-0		0-4-0		NON-CONFERENCE		0-1-0		1-3-0		7-5-0												
3-1-0		0-0-0		0-0-0		HOME		0-0-0		0-0-0		3-1-0												
5-15-0		0-3-0		0-0-		AWAY		0-1-0		1-3-0		4-4-0												
0-0-0		0-0-0		0-0-0		NEUTRAL		0-0-0		0-0-0		0-0-0												
16-14-0		0-0-0		1-5-0		CONFERENCE		0-0-0		6-5-0		9-4-0												
9-6-0		0-0-0		1-2-0		HOME		0-0-0		3-2-0		5-2-0												
6-6-0		0-0-0		0-2-0		AWAY		0-0-0		3-2-0		3-2-0												
1-2-0		0-0-0		0-1-0		NEUTRAL		0-0-0		0-1-0		1-0-0												
RPI	S	Opponent		Score		RPI	S	Opponent		Score		RPI	S	Opponent		Score		RPI	S	Opponent		Score		
9	A	Vanderbilt		0	9	38	A	Michigan		2	10	96	A	Notre Dame		5	9	126	A	Missouri		4	7	
9	A	Vanderbilt		8	20	38	A	Michigan		4	10							126	A	Missouri		5	13	
9	A	Vanderbilt		5	6	38	A	Michigan		0	5							126	A	Missouri		4	2	
						38	A	Michigan		4	5							126	A	Missouri		5	10	
						41	A	Wright St.		4	9							137	A	Valparaiso		1	2	
						41	A	Wright St.		4	5							137	A	Valparaiso		5	0	
						41	H	Wright St.		3	4							137	A	Valparaiso		4	3	
						41	H	Wright St.		11	1							137	H	Valparaiso		5	3	
						41	H	Wright St.		5	12							137	H	Valparaiso		2	5	
						41	N	Wright St.		3	11							137	N	Valparaiso		2	4	
						LAST 15 GAMES												143	A	Milwaukee		3	2	
						41	N	Wright St.		3	11	41	A	Wright St.		4	9	143	A	Milwaukee		1	5	
						137	N	Valparaiso		2	4	259	H	Youngstown St.		7	2	143	H	Milwaukee		6	5	
						166	N	Oakland		10	9	259	H	Youngstown St.		0	1	143	H	Milwaukee		2	7	
						41	H	Wright St.		5	12							143	H	Milwaukee		10	3	
						41	H	Wright St.		11	1							166	H	Oakland		3	0	
																		166	H	Oakland		6	0	
																		166	H	Oakland		4	5	
																		166	N	Oakland		10	9	
																		212	A	Northern Ill.		6	11	
																		212	H	Northern Ill.		2	5	
																		244	A	Northern Ky.		6	3	
																		244	A	Northern Ky.		4	1	
																		244	A	Northern Ky.		6	12	
																		244	H	Northern Ky.		5	2	
																		244	H	Northern Ky.		5	4	
																		255	A	Northwestern		7	0	

Non-Div. I Games: Roosevelt 7 6

Ill.-Chicago

41 H Wright St.	3	4
41 A Wright St.	4	5

RPI	S	Opponent	Score	
255	H	Northwestern	11	2
255	H	Northwestern	5	4
259	A	Youngstown St.	1	9
259	A	Youngstown St.	15	1
259	H	Youngstown St.	7	2
259	H	Youngstown St.	0	1
282	A	Texas Southern	22	8
282	A	Texas Southern	17	3
282	A	Texas Southern	22	5
282	A	Texas Southern	5	8
293	A	Chicago St.	3	6
293	A	Chicago St.	1	3
293	H	Chicago St.	5	0

Average RPI Win: 200		WON-LOST RECORD	WINNING PCT. RANK		LAST 15 GAMES	STRENGTH OF SCHEDULE	OPP. STRENGTH OF SCHEDULE	TEAM RPI	ADJ RPI		CONF. RPI	ADJ CONF. RPI											
Average RPI Loss: 148																							
DIV. I ONLY		33-27-0	.55	106	7-8-0	252	167	191	.48057	191	21	21											
DIV. I NON-CONF.		14-12-0	.53846	123	0-2-0	279	140	235	.45571	235	23	23											
<hr/>																							
TOTALS		RPI 1-25		RPI 26-50		W-L RECORDS		RPI 51-100		RPI 101-150		RPI 150+											
33-27-0		0-1-0		0-0-0		OVERALL		3-4-0		4-11-0		26-11-0											
18-15-0		0-0-0		0-0-0		HOME		1-2-0		1-5-0		16-8-0											
13-9-0		0-0-0		0-0-0		AWAY		2-2-0		2-4-0		9-3-0											
2-3-0		0-1-0		0-0-0		NEUTRAL		0-0-0		1-2-0		1-0-0											
<hr/>																							
14-12-0		0-1-0		0-0-0		NON-CONFERENCE		0-1-0		1-5-0		13-5-0											
10-8-0		0-0-0		0-0-0		HOME		0-0-0		0-3-0		10-5-0											
4-3-0		0-0-0		0-0-		AWAY		0-1-0		1-2-0		3-0-0											
0-1-0		0-1-0		0-0-0		NEUTRAL		0-0-0		0-0-0		0-0-0											
<hr/>																							
19-15-0		0-0-0		0-0-0		CONFERENCE		3-3-0		3-6-0		13-6-0											
8-7-0		0-0-0		0-0-0		HOME		1-2-0		1-2-0		6-3-0											
9-6-0		0-0-0		0-0-0		AWAY		2-1-0		1-2-0		6-3-0											
2-2-0		0-0-0		0-0-0		NEUTRAL		0-0-0		1-2-0		1-0-0											
<hr/>																							
RPI	S	Opponent		Score		RPI	S	Opponent		Score		RPI	S	Opponent		Score							
9	N	Vanderbilt		2	8							101	H	Austin Peay		15	0						
								54 A Southeast Mo. St.		4	3	101	H	Austin Peay		3	6						
								54 A Southeast Mo. St.		2	9	101	H	Austin Peay		5	6						
								54 A Southeast Mo. St.		6	5	101	H	Austin Peay		7	12						
								82 A Tennessee		3	5	101	N	Austin Peay		4	7						
								89 H Jacksonville St.		11	26	101	N	Austin Peay		0	9						
								89 H Jacksonville St.		2	4	117	A	Morehead St.		20	8						
								89 H Jacksonville St.		9	7	117	A	Morehead St.		11	12						
												117	A	Morehead St.		8	0						
												117	N	Morehead St.		1	11						
												125	A	Southern Ill.		4	8						
												125	H	Southern Ill.		2	3						
												132	A	Western Ky.		4	10						
												132	H	Western Ky.		11	1						
												138	A	Evansville		7	13						
												138	H	Evansville		14	16						
												164	H	Miami (OH)		9	4						
												165	A	Middle Tenn.		3	4						
												165	H	Middle Tenn.		4	6						
												193	H	Tennessee Tech		1	5						
												193	H	Tennessee Tech		7	1						
												193	H	Tennessee Tech		9	8						
												193	N	Tennessee Tech		5	3						
												194	A	Lipscomb		23	6						
												194	H	Lipscomb		12	3						
												198	A	Murray St.		1	4						
												198	A	Murray St.		14	10						
												198	A	Murray St.									
<hr/>																							
LAST 15 GAMES																							
101 N Austin Peay						4	7	165 H Middle Tenn.						3	4	194 A Lipscomb						5	3
117 N Morehead St.						8	0	193 H Tennessee Tech						7	1	194 H Lipscomb						23	6
193 N Tennessee Tech						9	8	193 H Tennessee Tech						1	5	198 A Murray St.						12	3
101 N Austin Peay						7	12							198 A Murray St.						1	4		
54 A Southeast Mo. St.						6	5							198 A Murray St.						14	10		

Non-Div. I Games:

Belmont

54	A	Southeast Mo. St.	4	3
54	A	Southeast Mo. St.	2	9

RPI	S	Opponent	Score	
206	A	Memphis	8	7
206	H	Memphis	12	6
212	H	Northern Ill.	15	13
212	H	Northern Ill.	5	4
212	H	Northern Ill.	1	4
214	H	Eastern Ky.	6	5
214	H	Eastern Ky.	1	2
214	H	Eastern Ky.	6	5
217	H	Western Mich.	3	1
220	H	Illinois St.	13	10
220	H	Illinois St.	7	5
220	H	Illinois St.	5	23
254	H	Army West Point	20	7
259	H	Youngstown St.	4	3
259	H	Youngstown St.	3	7
259	H	Youngstown St.	12	6
265	H	UT Martin	23	7
265	H	UT Martin	10	8
265	H	UT Martin	7	3
272	A	Eastern Ill.	8	9
272	A	Eastern Ill.	6	1
272	A	Eastern Ill.	21	9
280	A	SIUE	12	0
280	A	SIUE	6	5
280	A	SIUE	8	9

230	H	A&M-Corpus Christi	9	11
282	A	Texas Southern	7	6

RPI	S	Opponent	Score	
275	H	Incarnate Word	3	1
275	H	Incarnate Word	2	3
275	H	Incarnate Word	2	0
281	A	UTRGV	6	2
282	A	Texas Southern	7	6
282	H	Texas Southern	7	3
298	A	Prairie View	21	17
298	H	Prairie View	5	3

Houston Baptist

H
o
u
s
t
o
n
B
a
p
t
i
s
t

H
o
u
s
t
o
n
B
a
p
t
i
s
t

**T
e
n
n
e
s
s
e
e
T
e
c
h**

T
e
n
n
e
s
s
e
e
T
e
c
h

Tennessee Tech

285	H	UNC Asheville	9	4
191	A	Belmont	1	7

RPI	S	Opponent	Score	
214	H	Eastern Ky.	7	5
214	H	Eastern Ky.	7	6
214	H	Eastern Ky.	7	4
261	H	Bucknell	9	3
261	H	Bucknell	2	3
261	H	Bucknell	5	6
265	H	UT Martin	10	2
265	H	UT Martin	12	3
265	H	UT Martin	5	3
267	H	Western Ill.	13	12
267	H	Western Ill.	6	3
267	H	Western Ill.	6	5
272	A	Eastern Ill.	8	6
272	A	Eastern Ill.	8	3
272	A	Eastern Ill.	5	3
280	A	SIUE	13	3
280	A	SIUE	14	2
280	A	SIUE	4	5
285	H	UNC Asheville	9	4
297	A	Alabama A&M	34	6
297	H	Alabama A&M	11	6

Tennessee Tech

T
e
n
n
e
s
s
e
e
T
e
c
h

T
e
n
n
e
s
s
e
e
T
e
c
h

L
i
p
s
c
o
m
b

Lipscomb

150	A	Stetson	4	3
101	H	Austin Peay	8	7

RPI	S	Opponent	Score	
217	H	Western Mich.	1	0
222	H	USC Upstate	7	6
222	H	USC Upstate	6	7
222	H	USC Upstate	5	4
254	H	Army West Point	8	6
263	H	NJIT	12	11
263	H	NJIT	22	12
263	H	NJIT	11	2
265	H	UT Martin	12	4
272	H	Eastern Ill.	16	9
297	H	Alabama A&M	10	3
297	H	Alabama A&M	5	4
297	H	Alabama A&M	14	5
300	H	Mississippi Val.	11	1
300	H	Mississippi Val.	16	3
300	H	Mississippi Val.	7	1

L
i
p
s
c
o
m
b

L
i
p
s
c
o
m
b

Average RPI Win: 205		WON-LOST	WINNING	LAST 15	STRENGTH OF		OPP. STRENGTH	TEAM	ADJ	CONF.	ADJ CONF.					
Average RPI Loss: 179		RECORD	PCT. RANK	GAMES	SCHEDULE		OF SCHEDULE	RPI	RPI	RPI	RPI					
DIV. I ONLY		28-24-0	.53846	117	7-8-0		244	258	197	.47838	195	24	24			
DIV. I NON-CONF.		17-11-0	.60714	83	3-2-0		264	275	174	.48427	174	25	25			
TOTALS		RPI 1-25	RPI 26-50		W-L RECORDS		RPI 51-100		RPI 101-150		RPI 150+					
28-24-0		0-1-0	0-1-0		OVERALL		2-3-0		5-3-0		21-16-0					
17-9-0		0-0-0	0-0-0		HOME		0-0-0		3-3-0		14-6-0					
7-14-0		0-1-0	0-1-0		AWAY		2-3-0		0-0-0		5-9-0					
4-1-0		0-0-0	0-0-0		NEUTRAL		0-0-0		2-0-0		2-1-0					
17-11-0		0-1-0	0-1-0		NON-CONFERENCE		0-2-0		4-1-0		13-6-0					
10-4-0		0-0-0	0-0-0		HOME		0-0-0		2-1-0		8-3-0					
3-6-0		0-1-0	0-0-		AWAY		0-2-0		0-0-0		3-2-0					
4-1-0		0-0-0	0-0-0		NEUTRAL		0-0-0		2-0-0		2-1-0					
11-13-0		0-0-0	0-0-0		CONFERENCE		2-1-0		1-2-0		8-10-0					
7-5-0		0-0-0	0-0-0		HOME		0-0-0		1-2-0		6-3-0					
4-8-0		0-0-0	0-0-0		AWAY		2-1-0		0-0-0		2-7-0					
0-0-0		0-0-0	0-0-0		NEUTRAL		0-0-0		0-0-0		0-0-0					
RPI S	Opponent	Score		RPI S	Opponent	Score		RPI S	Opponent	Score		RPI S	Opponent	Score		
25 A	Wake Forest	4	17	33 A	UNCW	9	12	65 A	Col. of Charleston	3	5	103 N	Western Caro.	3	1	
								74 A	VCU	5	4	105 H	Princeton	3	5	
								74 A	VCU	6	4	114 H	Liberty	10	9	
								74 A	VCU	1	2	122 H	Penn St.	6	5	
								100 A	William & Mary	8	12	135 N	St. John's (NY)	14	10	
												139 H	Saint Joseph's	3	7	
												139 H	Saint Joseph's	5	6	
												139 H	Saint Joseph's	4	2	
												164 H	Miami (OH)	7	14	
												164 H	Miami (OH)	10	3	
												167 H	Davidson	2	14	
												167 H	Davidson	8	7	
												167 H	Davidson	4	3	
												171 H	UMBC	5	10	
												179 A	James Madison	17	5	
												179 H	James Madison	8	1	
												201 A	Fordham	3	7	
												201 A	Fordham	7	6	
												201 A	Fordham	0	1	
												207 A	Elon	16	4	
												207 A	Elon	10	5	
					LAST 15 GAMES							209 A	George Washington	4	8	
					207 A	Elon	10	5	251 H	Massachusetts	3	8	209 A	George Washington	6	7
					207 A	Elon	16	4	251 H	Massachusetts	14	4	209 A	George Washington	5	7
					209 A	George Washington	4	8	251 H	Massachusetts	6	3	225 N	Towson	2	3
					209 A	George Washington	5	7					236 N	Harvard	9	2
					209 A	George Washington	6	7					241 H	Saint Louis	7	13

Non-Div. I Games:

Richmond

299	H	Coppin St.	5	6
179	A	James Madison	17	5

RPI	S	Opponent	Score	
241	H	Saint Louis	4	2
241	H	Saint Louis	5	3
251	H	Massachusetts	14	4
251	H	Massachusetts	6	3
251	H	Massachusetts	3	8
257	H	VMI	15	3
260	A	The Citadel	2	6
270	A	Norfolk St.	4	7
274	A	George Mason	0	1
274	A	George Mason	10	1
274	A	George Mason	2	3
279	H	NYIT	9	1
294	H	UMES	15	0
294	H	UMES	7	4
295	H	Saint Peter's	10	0
295	H	Saint Peter's	12	2
295	N	Saint Peter's	12	6
299	H	Coppin St.	5	6

Average RPI Win:	224	WON-LOST	WINNING	LAST 15	STRENGTH OF	OPP. STRENGTH	TEAM	ADJ	CONF.	ADJ CONF.		
Average RPI Loss:	177	RECORD	PCT. RANK	GAMES	SCHEDULE	OF SCHEDULE	RPI	RPI	RPI	RPI		
DIV. I ONLY		32-27-0	.54237	114	7-8-0	276	269	198	.47796	196	29	29
DIV. I NON-CONF.		14-17-0	.45161	176	0-2-0	211	218	158	.49187	158	28	28
<hr/>												
TOTALS	RPI 1-25	RPI 26-50		W-L RECORDS		RPI 51-100		RPI 101-150		RPI 150+		
32-27-0	0-0-0	0-4-0		OVERALL		3-0-0		2-4-0		27-19-0		
11-5-0	0-0-0	0-0-0		HOME		0-0-0		0-0-0		11-5-0		
17-14-0	0-0-0	0-0-0		AWAY		3-0-0		2-4-0		12-10-0		
4-8-0	0-0-0	0-4-0		NEUTRAL		0-0-0		0-0-0		4-4-0		
<hr/>												
14-17-0	0-0-0	0-4-0		NON-CONFERENCE		3-0-0		2-4-0		9-9-0		
3-1-0	0-0-0	0-0-0		HOME		0-0-0		0-0-0		3-1-0		
9-10-0	0-0-0	0-0-		AWAY		3-0-0		2-4-0		4-6-0		
2-6-0	0-0-0	0-4-0		NEUTRAL		0-0-0		0-0-0		2-2-0		
<hr/>												
18-10-0	0-0-0	0-0-0		CONFERENCE		0-0-0		0-0-0		18-10-0		
8-4-0	0-0-0	0-0-0		HOME		0-0-0		0-0-0		8-4-0		
8-4-0	0-0-0	0-0-0		AWAY		0-0-0		0-0-0		8-4-0		
2-2-0	0-0-0	0-0-0		NEUTRAL		0-0-0		0-0-0		2-2-0		
<hr/>												
RPI S	Opponent	Score	RPI S	Opponent	Score	RPI S	Opponent	Score	RPI S	Opponent	Score	
			38 N	Michigan	0 9	62 A	West Virginia	7 5	119 A	Cincinnati	7 8	
			38 N	Michigan	3 9	62 A	West Virginia	9 0	119 A	Cincinnati	1 6	
			38 N	Michigan	2 6	71 A	Kent St.	5 4	119 A	Cincinnati	6 7	
			38 N	Michigan	0 3				119 A	Cincinnati	1 4	
									139 A	Saint Joseph's	2 1	
									139 A	Saint Joseph's	4 3	
									161 A	Campbell	7 4	
									161 A	Campbell	2 7	
									161 A	Campbell	4 12	
									182 A	Fairfield	3 5	
									182 A	Fairfield	12 3	
									182 A	Fairfield	3 7	
									182 N	Fairfield	5 8	
									201 N	Fordham	5 8	
									201 N	Fordham	5 4	
									201 N	Fordham	5 4	
									201 N	Fordham	2 5	
									215 A	Manhattan	3 0	
									215 A	Manhattan	3 4	
									215 A	Manhattan	4 2	
									216 H	Quinnipiac	1 5	
									216 H	Quinnipiac	4 7	
									216 H	Quinnipiac	13 5	
									223 A	St. Bonaventure	5 8	
									242 H	Siena	16 4	
									242 H	Siena	4 6	
									242 H	Siena	1 3	
<hr/>												
LAST 15 GAMES												
			242 N	Siena	0 5	216 H	Quinnipiac	13 5				
			182 N	Fairfield	5 8	216 H	Quinnipiac	1 5				
			242 N	Siena	8 4	216 H	Quinnipiac	4 7				
			252 N	Marist	15 8							
			266 A	Niagara	9 4							

Non-Div. I Games:

Canisius

266 A Niagara	7	3
266 A Niagara	4	1

RPI	S	Opponent	Score	
242	N	Siena	0	5
242	N	Siena	8	4
246	A	Buffalo	3	1
246	A	Buffalo	2	4
246	H	Buffalo	9	5
246	H	Buffalo	4	5
250	H	Cornell	6	4
250	H	Cornell	1	0
252	N	Marist	15	8
259	A	Youngstown St.	10	2
259	A	Youngstown St.	4	8
259	A	Youngstown St.	4	2
266	A	Niagara	4	1
266	A	Niagara	9	4
266	A	Niagara	7	3
269	A	Rider	15	5
269	A	Rider	1	0
269	A	Rider	3	5
277	A	La Salle	3	4
284	H	Iona	7	6
284	H	Iona	10	0
284	H	Iona	10	0
295	H	Saint Peter's	9	0
295	H	Saint Peter's	11	7
295	H	Saint Peter's	8	7

Canisius

C
a
n
i
s
i
u
s

C
a
n
i
s
i
u
s

Average RPI Win:	188	WON-LOST	WINNING	LAST 15	STRENGTH OF	OPP. STRENGTH	TEAM	ADJ	CONF.	ADJ CONF.	
Average RPI Loss:	175	RECORD	PCT. RANK	GAMES	SCHEDULE	OF SCHEDULE	RPI	RPI	RPI	RPI	
DIV. I ONLY	24-25-0	.4898	165	6-7-0	222	257	195	.47785	197	22	22
DIV. I NON-CONF.	12-7-0	.63158	72	1-0-0	150	276	73	.53639	76	24	24
TOTALS	RPI 1-25	RPI 26-50	W-L RECORDS	RPI 51-100	RPI 101-150	RPI 150+					
24-25-0	0-0-0	2-1-0	OVERALL	5-6-0	0-0-0	17-18-0					
12-5-0	0-0-0	1-0-0	HOME	2-1-0	0-0-0	9-4-0					
9-15-0	0-0-0	0-1-0	AWAY	3-4-0	0-0-0	6-10-0					
3-5-0	0-0-0	1-0-0	NEUTRAL	0-1-0	0-0-0	2-4-0					
12-7-0	0-0-0	2-1-0	NON-CONFERENCE	3-2-0	0-0-0	7-4-0					
2-0-0	0-0-0	1-0-0	HOME	0-0-0	0-0-0	1-0-0					
7-2-0	0-0-0	0-0-	AWAY	3-1-0	0-0-0	4-0-0					
3-5-0	0-0-0	1-0-0	NEUTRAL	0-1-0	0-0-0	2-4-0					
12-18-0	0-0-0	0-0-0	CONFERENCE	2-4-0	0-0-0	10-14-0					
10-5-0	0-0-0	0-0-0	HOME	2-1-0	0-0-0	8-4-0					
2-13-0	0-0-0	0-0-0	AWAY	0-3-0	0-0-0	2-10-0					
0-0-0	0-0-0	0-0-0	NEUTRAL	0-0-0	0-0-0	0-0-0					
RPI S Opponent	Score	RPI S Opponent	Score	RPI S Opponent	Score	RPI S Opponent	Score				
39 N Boston College	4 2	58 A Oral Roberts	3 10	176 A Omaha	2 12						
50 A Minnesota	0 10	58 A Oral Roberts	3 6	176 A Omaha	2 1						
50 H Minnesota	7 4	58 A Oral Roberts	6 8	176 A Omaha	8 9						
		58 H Oral Roberts	3 4	176 H Omaha	2 7						
		58 H Oral Roberts	4 3	176 H Omaha	0 6						
		58 H Oral Roberts	4 3	176 H Omaha	4 3						
		75 A Lamar	7 5	205 A IPFW	2 3						
		75 A Lamar	7 6	205 A IPFW	1 2						
		75 A Lamar	3 0	205 A IPFW	1 3						
		75 A Lamar	6 7	205 H IPFW	12 6						
		77 N Michigan St.	5 9	205 H IPFW	15 5						
				205 H IPFW	7 1						
				217 N Western Mich.	4 2						
				221 N Central Mich.	4 11						
				223 N St. Bonaventure	0 2						
				223 N St. Bonaventure	1 6						
				228 A South Dakota St.	7 14						
				228 A South Dakota St.	2 5						
				228 A South Dakota St.	3 11						
				228 H South Dakota St.	4 1						
				228 H South Dakota St.	4 7						
				228 H South Dakota St.	4 2						
				240 N Maine	4 3						
				254 N Army West Point	3 6						
				267 A Western Ill.	4 9						
				267 A Western Ill.	6 7						
				267 A Western Ill.	3 1						
Non-Div. I Games:	Valley City St.	6 5	Mary	1 0	Concordia-M'head	4 3	Concordia-M'head	10 1			
	Minot St.	13 7							North Dakota St.		

205	A	IPFW	2	3
176	H	Omaha	4	3

RPI	S	Opponent	Score	
267	H	Western Ill.	3	0
267	H	Western Ill.	8	12
267	H	Western Ill.	12	3
271	A	Ark.-Pine Bluff	2	0
271	A	Ark.-Pine Bluff	8	7
271	A	Ark.-Pine Bluff	7	4
290	A	North Dakota	4	2
290	H	North Dakota	15	4

North Dakota St.

N
o
r
t
h
D
a
k
o
t
a
S
t
.

N
o
r
t
h
D
a
k
o
t
a
S
t
.

Average RPI Win:		201	WON-LOST RECORD		WINNING PCT. RANK		LAST 15 GAMES		STRENGTH OF SCHEDULE		OPP. STRENGTH OF SCHEDULE		TEAM RPI		ADJ RPI		CONF. RPI		ADJ CONF. RPI	
DIV. I ONLY			25-28-0		.4717 176		7-8-0		196		187		196		.47674 198		21		21	
DIV. I NON-CONF.			10-13-0		.43478 189		1-2-0		153		186		193		.47488 194		23		23	
TOTALS		RPI 1-25		RPI 26-50		W-L RECORDS		RPI 51-100		RPI 101-150		RPI 150+								
25-28-0		0-1-0		0-3-0		OVERALL		2-6-0		3-7-0		20-11-0								
17-10-0		0-0-0		0-3-0		HOME		0-0-0		3-2-0		14-5-0								
8-17-0		0-1-0		0-0-0		AWAY		2-5-0		0-5-0		6-6-0								
0-1-0		0-0-0		0-0-0		NEUTRAL		0-1-0		0-0-0		0-0-0								
10-13-0		0-1-0		0-3-0		NON-CONFERENCE		0-2-0		1-3-0		9-4-0								
7-5-0		0-0-0		0-3-0		HOME		0-0-0		1-1-0		6-1-0								
3-7-0		0-1-0		0-0-		AWAY		0-1-0		0-2-0		3-3-0								
0-1-0		0-0-0		0-0-0		NEUTRAL		0-1-0		0-0-0		0-0-0								
15-15-0		0-0-0		0-0-0		CONFERENCE		2-4-0		2-4-0		11-7-0								
10-5-0		0-0-0		0-0-0		HOME		0-0-0		2-1-0		8-4-0								
5-10-0		0-0-0		0-0-0		AWAY		2-4-0		0-3-0		3-3-0								
0-0-0		0-0-0		0-0-0		NEUTRAL		0-0-0		0-0-0		0-0-0								
RPI	S	Opponent		Score		RPI	S	Opponent		Score		RPI	S	Opponent		Score				
5	A	Ole Miss		3	8	45	H	Creighton		2	7	54	A	Southeast Mo. St.		4	7			
						45	H	Creighton		5	10	54	A	Southeast Mo. St.		4	3			
						45	H	Creighton		4	9	54	A	Southeast Mo. St.		3	10			
												67	A	Kentucky		1	11			
												67	N	Kentucky		1	4			
												89	A	Jacksonville St.		7	22			
												89	A	Jacksonville St.		4	11			
												89	A	Jacksonville St.		6	5			
												101	A	Austin Peay		11	16			
												101	A	Austin Peay		4	10			
												101	A	Austin Peay		2	6			
												117	H	Morehead St.		6	12			
												117	H	Morehead St.		10	3			
												117	H	Morehead St.		5	4			
												125	A	Southern Ill.		4	5			
												125	H	Southern Ill.		7	3			
												138	A	Evansville		1	5			
												138	H	Evansville		1	2			
												163	A	Bethune-Cookman		2	3			
												163	A	Bethune-Cookman		5	0			
												163	A	Bethune-Cookman		0	6			
												191	H	Belmont		4	1			
												191	H	Belmont		3	12			
												191	H	Belmont		10	14			
												193	H	Tennessee Tech		8	7			
												193	H	Tennessee Tech		8	7			
												193	H	Tennessee Tech		4	3			
												200	A	Kansas		14	9			
												200	A	Kansas		8	14			
												205	H	IPFW		9	4			
												206	H	Memphis		10	6			
												212	H	Northern Ill.		15	12			
												212	H	Northern Ill.		29	16			
												212	H	Northern Ill.		10	12			
												212	H	Northern Ill.		17	4			
Non-Div. I Games:		Kentucky St.		18	5	Lindenwood (IL)		8	11	Harris-Stowe		13	4	Murray St.						

Murray St.

214	A	Eastern Ky.	3	8
214	A	Eastern Ky.	8	6

Through Games Of May 29, 2016

RPI	S	Opponent	Score	
214	A	Eastern Ky.	3	8
214	A	Eastern Ky.	14	5
214	A	Eastern Ky.	8	6
241	A	Saint Louis	9	1
265	A	UT Martin	6	19
265	A	UT Martin	7	4
265	A	UT Martin	5	6
272	H	Eastern Ill.	3	9
272	H	Eastern Ill.	31	11
272	H	Eastern Ill.	9	4
280	H	SIUE	4	0
280	H	SIUE	8	9
280	H	SIUE	6	4
297	H	Alabama A&M	11	3

Murray St.

M
u
r
r
a
y
S
t
.

M
u
r
r
a
y
S
t
.

Average RPI Win: 158		WON-LOST	WINNING	LAST 15	STRENGTH OF		OPP. STRENGTH	TEAM	ADJ	CONF.	ADJ CONF.
Average RPI Loss: 80		RECORD	PCT. RANK	GAMES	SCHEDULE		OF SCHEDULE	RPI	RPI	RPI	RPI
DIV. I ONLY		19-36-0	.34545	254	6-9-0		96	30	199	.47582	199
DIV. I NON-CONF.		13-12-0	.52	135	4-1-0		287	214	242	.45277	242
TOTALS		RPI 1-25	RPI 26-50		W-L RECORDS		RPI 51-100		RPI 101-150		RPI 150+
19-36-0		3-15-0	2-4-0		OVERALL		2-7-0		1-3-0		11-7-0
13-15-0		2-4-0	1-2-0		HOME		1-6-0		0-1-0		9-2-0
5-19-0		1-11-0	1-2-0		AWAY		1-1-0		1-1-0		1-4-0
1-2-0		0-0-0	0-0-0		NEUTRAL		0-0-0		0-1-0		1-1-0
13-12-0		0-0-0	0-0-0		NON-CONFERENCE		1-2-0		1-3-0		11-7-0
9-4-0		0-0-0	0-0-0		HOME		0-1-0		0-1-0		9-2-0
3-6-0		0-0-0	0-0-		AWAY		1-1-0		1-1-0		1-4-0
1-2-0		0-0-0	0-0-0		NEUTRAL		0-0-0		0-1-0		1-1-0
6-24-0		3-15-0	2-4-0		CONFERENCE		1-5-0		0-0-0		0-0-0
4-11-0		2-4-0	1-2-0		HOME		1-5-0		0-0-0		0-0-0
2-13-0		1-11-0	1-2-0		AWAY		0-0-0		0-0-0		0-0-0
0-0-0		0-0-0	0-0-0		NEUTRAL		0-0-0		0-0-0		0-0-0
RPI S	Opponent	Score	RPI S	Opponent	Score	RPI S	Opponent	Score	RPI S	Opponent	Score
2 A	Louisville	4 8	26 H	Duke	9 19	62 A	West Virginia	4 5	103 A	Western Caro.	10 14
2 A	Louisville	0 13	26 H	Duke	3 2	80 A	Old Dominion	22 1	114 A	Liberty	11 10
2 A	Louisville	3 9	26 H	Duke	1 3	83 H	Pittsburgh	5 4	114 H	Liberty	7 22
3 H	Miami (FL)	2 7	39 A	Boston College	5 0	83 H	Pittsburgh	5 6	148 N	Delaware	6 7
3 H	Miami (FL)	14 3	39 A	Boston College	0 2	83 H	Pittsburgh	3 8	161 H	Campbell	11 8
3 H	Miami (FL)	6 11	39 A	Boston College	1 4	96 H	Notre Dame	4 16	161 H	Campbell	1 7
17 A	Virginia	3 8				96 H	Notre Dame	2 6	204 A	Radford	8 12
17 A	Virginia	6 7				96 H	Notre Dame	2 5	204 H	Radford	4 3
17 A	Virginia	1 4				100 H	William & Mary	8 12	204 N	Radford	1 5
19 A	North Carolina	1 4							215 N	Manhattan	12 7
19 A	North Carolina	0 6							216 H	Quinnipiac	13 4
19 A	North Carolina	4 3							216 H	Quinnipiac	2 4
20 A	Georgia Tech	4 14							216 H	Quinnipiac	5 2
20 A	Georgia Tech	3 8							216 H	Quinnipiac	4 3
20 A	Georgia Tech	8 16							247 H	ETSU	11 0
25 H	Wake Forest	6 12							257 A	VMI	3 5
25 H	Wake Forest	20 13							260 A	The Citadel	12 0
25 H	Wake Forest	5 15							260 A	The Citadel	2 4
									260 A	The Citadel	4 5
									292 H	Alcorn	9 4
									292 H	Alcorn	9 2
									292 H	Alcorn	23 7
			LAST 15 GAMES								
			17 A	Virginia	1 4	292 H	Alcorn	9 2			
			17 A	Virginia	6 7	292 H	Alcorn	9 4			
			17 A	Virginia	3 8	62 A	West Virginia	4 5			
			25 H	Wake Forest	5 15						
			25 H	Wake Forest	20 13						

Non-Div. I Games:

Virginia Tech

25	H	Wake Forest	6	12
292	H	Alcorn	23	7

K
a
n
s
a
sK
a
n
s
a
s

Kansas

128 A Kansas St.	2	12
128 A Kansas St.	4	1

K
a
n
s
a
s

K
a
n
s
a
s

Average RPI Win: 214		WON-LOST	WINNING	LAST 15	STRENGTH OF		OPP. STRENGTH	TEAM	ADJ	CONF.	ADJ CONF.
Average RPI Loss: 176		RECORD	PCT. RANK	GAMES	SCHEDULE		OF SCHEDULE	RPI	RPI	RPI	RPI
DIV. I ONLY		29-29-0	.5	148	7-8-0		253	238	201	.47387	201
DIV. I NON-CONF.		14-17-0	.45161	176	0-0-0		257	256	227	.46164	226
TOTALS		RPI 1-25	RPI 26-50		W-L RECORDS		RPI 51-100		RPI 101-150		RPI 150+
29-29-0		0-3-0	0-0-0		OVERALL		0-1-0		3-7-0		26-18-0
14-8-0		0-0-0	0-0-0		HOME		0-0-0		2-1-0		12-7-0
12-15-0		0-3-0	0-0-0		AWAY		0-0-0		1-4-0		11-8-0
3-6-0		0-0-0	0-0-0		NEUTRAL		0-1-0		0-2-0		3-3-0
14-17-0		0-3-0	0-0-0		NON-CONFERENCE		0-1-0		1-1-0		13-12-0
5-5-0		0-0-0	0-0-0		HOME		0-0-0		0-0-0		5-5-0
7-8-0		0-3-0	0-0-		AWAY		0-0-0		1-1-0		6-4-0
2-4-0		0-0-0	0-0-0		NEUTRAL		0-1-0		0-0-0		2-3-0
15-12-0		0-0-0	0-0-0		CONFERENCE		0-0-0		2-6-0		13-6-0
9-3-0		0-0-0	0-0-0		HOME		0-0-0		2-1-0		7-2-0
5-7-0		0-0-0	0-0-0		AWAY		0-0-0		0-3-0		5-4-0
1-2-0		0-0-0	0-0-0		NEUTRAL		0-0-0		0-2-0		1-0-0
RPI S	Opponent	Score		RPI S	Opponent	Score		RPI S	Opponent	Score	
7 A	LSU	1	12					77 N	Michigan St.	2	7
7 A	LSU	1	15					107 A	Rutgers	0	5
7 A	LSU	7	10					113 H	Rhode Island	1	3
								113 H	Rhode Island	8	0
								113 H	Rhode Island	4	2
								113 N	Rhode Island	1	10
								131 A	Furman	5	2
								139 A	Saint Joseph's	6	7
								139 A	Saint Joseph's	3	14
								139 A	Saint Joseph's	0	10
								139 N	Saint Joseph's	6	7
								159 A	Sacred Heart	1	2
								160 H	Stony Brook	6	1
								167 A	Davidson	7	4
								167 A	Davidson	9	3
								167 A	Davidson	0	5
								178 A	Columbia	4	1
								182 H	Fairfield	5	8
								195 H	Richmond	7	3
								195 H	Richmond	1	0
								195 H	Richmond	6	7
								196 N	Canisius	8	5
								196 N	Canisius	4	5
								196 N	Canisius	5	2
								196 N	Canisius	4	5
								208 N	Presbyterian	1	7
								209 H	George Washington	3	1
								209 H	George Washington	8	7
LAST 15 GAMES				LAST 15 GAMES				LAST 15 GAMES			
				113 N	Rhode Island	1	10	139 A	Saint Joseph's	3	14
				139 N	Saint Joseph's	6	7	139 A	Saint Joseph's	6	7
				241 N	Saint Louis	9	7	209 H	George Washington	8	7
				234 H	Dayton	1	2				
				234 H	Dayton	8	2				

Non-Div. I Games:

Fordham

234 H Dayton	4	2
139 A Saint Joseph's	0	10

RPI	S	Opponent	Score	
209	H	George Washington	7	2
211	A	Albany (NY)	9	3
215	A	Manhattan	5	7
215	H	Manhattan	12	3
234	H	Dayton	8	2
234	H	Dayton	1	2
234	H	Dayton	4	2
241	N	Saint Louis	9	7
242	H	Siena	2	4
243	H	Villanova	3	11
249	A	Hofstra	7	6
251	A	Massachusetts	1	8
251	A	Massachusetts	7	8
251	A	Massachusetts	5	0
258	A	Wagner	4	3
258	A	Wagner	6	5
258	H	Wagner	0	2
263	A	NJIT	2	3
263	A	NJIT	10	4
263	H	NJIT	3	1
263	H	NJIT	2	0
277	A	La Salle	4	16
277	A	La Salle	6	2
277	A	La Salle	9	0
279	A	NYIT	4	5
284	H	Iona	19	2
295	H	Saint Peter's	0	2

Fordham

F
o
r
d
h
a
m

F
o
r
d
h
a
m

258	H	Wagner	2	7
66	A	Hartford	0	10

RPI	S	Opponent	Score	
253	H	LIU Brooklyn	0	2
253	H	LIU Brooklyn	13	4
253	H	LIU Brooklyn	3	1
253	H	LIU Brooklyn	4	1
258	A	Wagner	8	2
258	A	Wagner	2	16
258	A	Wagner	5	4
258	A	Wagner	2	0
258	H	Wagner	6	4
258	H	Wagner	2	1
258	H	Wagner	8	1
258	H	Wagner	2	7
284	H	Iona	5	4
284	H	Iona	3	6
289	H	Mt. St. Mary's	19	4
289	H	Mt. St. Mary's	6	0
289	H	Mt. St. Mary's	2	0
289	H	Mt. St. Mary's	4	6

Central Conn. St.
.
S
t
.

C
e
n
t
r
a
l
C
o
n
n
.
S
t
.

T o l e d o

**T
o
l
e
d
o**

Toledo

187 H Eastern Mich.	4	2
173 H Ball St.	7	8

RPI	S	Opponent	Score	
259	A	Youngstown St.	6	4
262	A	Bowling Green	4	2
262	A	Bowling Green	3	5
262	A	Bowling Green	3	7
266	N	Niagara	3	4

T
o
l
e
d
o

T
o
l
e
d
o

Average RPI Win:		194	WON-LOST RECORD		WINNING PCT. RANK		LAST 15 GAMES		STRENGTH OF SCHEDULE		OPP. STRENGTH OF SCHEDULE		TEAM RPI		ADJ RPI		CONF. RPI		ADJ CONF. RPI				
DIV. I ONLY			19-39-0		.32759 263		6-9-0		65		175		204		.47237 204		17		17				
DIV. I NON-CONF.			8-22-0		.26667 267		0-1-0		76		209		232		.45674 232		19		19				
TOTALS		RPI 1-25		RPI 26-50				W-L RECORDS				RPI 51-100				RPI 101-150				RPI 150+			
19-39-0		0-7-0		0-0-0				OVERALL				2-12-0				0-7-0				17-13-0			
11-13-0		0-3-0		0-0-0				HOME				1-5-0				0-0-0				10-5-0			
5-23-0		0-3-0		0-0-0				AWAY				1-7-0				0-6-0				4-7-0			
3-3-0		0-1-0		0-0-0				NEUTRAL				0-0-0				0-1-0				3-1-0			
8-22-0		0-3-0		0-0-0				NON-CONFERENCE				2-12-0				0-0-0				6-7-0			
4-8-0		0-0-0		0-0-0				HOME				1-5-0				0-0-0				3-3-0			
3-13-0		0-3-0		0-0-				AWAY				1-7-0				0-0-0				2-3-0			
1-1-0		0-0-0		0-0-0				NEUTRAL				0-0-0				0-0-0				1-1-0			
11-17-0		0-4-0		0-0-0				CONFERENCE				0-0-0				0-7-0				11-6-0			
7-5-0		0-3-0		0-0-0				HOME				0-0-0				0-0-0				7-2-0			
2-10-0		0-0-0		0-0-0				AWAY				0-0-0				0-6-0				2-4-0			
2-2-0		0-1-0		0-0-0				NEUTRAL				0-0-0				0-1-0				2-0-0			
RPI	S	Opponent		Score		RPI	S	Opponent		Score		RPI	S	Opponent		Score		RPI	S	Opponent		Score	
9	A	Vanderbilt		4	13					62	A	West Virginia		2	6	106	A	High Point		2	7		
9	A	Vanderbilt		0	12					66	H	Hartford		4	2	106	A	High Point		5	9		
12	H	Coastal Caro.		6	13					66	H	Hartford		1	3	106	A	High Point		0	7		
12	H	Coastal Caro.		4	7					66	H	Hartford		0	12	114	A	Liberty		5	11		
12	H	Coastal Caro.		2	7					71	H	Kent St.		3	8	114	A	Liberty		2	7		
12	N	Coastal Caro.		5	7					71	H	Kent St.		6	7	114	A	Liberty		8	14		
17	A	Virginia		3	11					71	H	Kent St.		0	6	114	N	Liberty		10	11		
										81	A	Ga. Southern		2	3	155	H	Gardner-Webb		4	10		
										81	A	Ga. Southern		2	1	155	H	Gardner-Webb		6	4		
										81	A	Ga. Southern		3	6	155	H	Gardner-Webb		1	0		
										81	A	Ga. Southern		2	10	155	N	Gardner-Webb		8	4		
										94	A	Mercer		7	8	157	A	Longwood		2	3		
										94	A	Mercer		7	10	157	A	Longwood		4	5		
										94	A	Mercer		2	9	157	A	Longwood		6	5		
																161	H	Campbell		6	4		
																161	H	Campbell		1	5		
																161	H	Campbell		2	1		
																170	A	Winthrop		15	8		
																170	A	Winthrop		2	3		
																170	A	Winthrop		1	3		
																199	A	Virginia Tech		3	4		
																199	H	Virginia Tech		12	8		
																199	N	Virginia Tech		5	1		
																208	N	Presbyterian		16	8		
																222	A	USC Upstate		13	2		
																222	A	USC Upstate		7	5		
																247	A	ETSU		5	6		
LAST 15 GAMES																							
						114	N	Liberty		10	11	114	A	Liberty		8	14	199	N	Virginia Tech		5	1
						155	N	Gardner-Webb		8	4	114	A	Liberty		2	7	208	N	Presbyterian		16	8
						208	N	Presbyterian		16	8	114	A	Liberty		5	11	222	A	USC Upstate		13	2
						12	N	Coastal Caro.		5	7							222	A	USC Upstate		7	5
						285	H	UNC Asheville		7	3							247	A	ETSU		5	6

Non-Div. I Games:

Radford

285	H	UNC Asheville	8	3
285	H	UNC Asheville	6	1

RPI	S	Opponent	Score	
247	H	ETSU	6	5
257	A	VMI	3	4
257	H	VMI	7	8
264	N	Lafayette	4	9
274	H	George Mason	3	9
274	H	George Mason	0	2
274	H	George Mason	8	7
285	H	UNC Asheville	7	3
285	H	UNC Asheville	8	3
285	H	UNC Asheville	6	1

Radford

R
a
d
f
o
r
d

R
a
d
f
o
r
d

Average RPI Win: 218		WON-LOST	WINNING	LAST 15	STRENGTH OF	OPP. STRENGTH	TEAM	ADJ	CONF.	ADJ CONF.		
Average RPI Loss: 178		RECORD	PCT. RANK	GAMES	SCHEDULE	OF SCHEDULE	RPI	RPI	RPI	RPI		
DIV. I ONLY		29-26-0	.52727	122	12-3-0	284	227	205	.47193	205	22	22
DIV. I NON-CONF.		13-8-0	.61905	75	2-0-0	300	270	212	.46862	211	24	24
<hr/>												
TOTALS		RPI 1-25		RPI 26-50		W-L RECORDS		RPI 51-100		RPI 101-150		RPI 150+
29-26-0		0-0-0		0-0-0		OVERALL		3-6-0		3-1-0		23-19-0
10-7-0		0-0-0		0-0-0		HOME		1-2-0		0-0-0		9-5-0
17-17-0		0-0-0		0-0-0		AWAY		1-2-0		3-1-0		13-14-0
2-2-0		0-0-0		0-0-0		NEUTRAL		1-2-0		0-0-0		1-0-0
13-8-0		0-0-0		0-0-0		NON-CONFERENCE		0-0-0		3-1-0		10-7-0
2-0-0		0-0-0		0-0-0		HOME		0-0-0		0-0-0		2-0-0
11-8-0		0-0-0		0-0-		AWAY		0-0-0		3-1-0		8-7-0
0-0-0		0-0-0		0-0-0		NEUTRAL		0-0-0		0-0-0		0-0-0
16-18-0		0-0-0		0-0-0		CONFERENCE		3-6-0		0-0-0		13-12-0
8-7-0		0-0-0		0-0-0		HOME		1-2-0		0-0-0		7-5-0
6-9-0		0-0-0		0-0-0		AWAY		1-2-0		0-0-0		5-7-0
2-2-0		0-0-0		0-0-0		NEUTRAL		1-2-0		0-0-0		1-0-0
RPI	S	Opponent	Score	RPI	S	Opponent	Score	RPI	S	Opponent	Score	
						58 A Oral Roberts	6 3	129 A Little Rock			6 8	
						58 A Oral Roberts	0 15	129 A Little Rock			9 6	
						58 A Oral Roberts	2 5	129 A Little Rock			9 7	
						58 H Oral Roberts	4 10	129 A Little Rock			4 2	
						58 H Oral Roberts	4 2	176 A Omaha			5 9	
						58 H Oral Roberts	6 14	176 A Omaha			7 14	
						58 N Oral Roberts	6 5	176 A Omaha			0 7	
						58 N Oral Roberts	3 14	176 H Omaha			2 0	
						58 N Oral Roberts	1 4	176 H Omaha			2 3	
								176 H Omaha			1 3	
								176 N Omaha			8 6	
								197 A North Dakota St.			5 15	
								197 A North Dakota St.			1 7	
								197 A North Dakota St.			6 12	
								197 H North Dakota St.			3 1	
								197 H North Dakota St.			3 2	
								197 H North Dakota St.			2 1	
								198 A Murray St.			4 9	
								228 A South Dakota St.			18 7	
								228 A South Dakota St.			7 5	
								228 A South Dakota St.			12 13	
								228 H South Dakota St.			6 10	
						58 N Oral Roberts	1 4	228 H South Dakota St.			5 18	
						58 N Oral Roberts	3 14	197 H North Dakota St.			2 1	
						58 N Oral Roberts	6 5	197 H North Dakota St.			3 2	
						176 N Omaha	8 6	237 A Ohio			7 1	
						267 H Western Ill.	6 3	237 A Ohio			2 7	
								237 A Ohio			0 5	

IPFW

267 H Western Ill.	2	0
267 H Western Ill.	4	3

Through Games Of May 29, 2016

RPI	S	Opponent	Score	
265	A	UT Martin	4	2
265	A	UT Martin	7	12
265	A	UT Martin	6	5
265	A	UT Martin	2	3
267	A	Western Ill.	8	1
267	A	Western Ill.	11	5
267	A	Western Ill.	9	1
267	H	Western Ill.	6	3
267	H	Western Ill.	2	0
267	H	Western Ill.	4	3
273	A	Purdue	4	3
273	H	Purdue	6	5
276	A	Butler	1	4
276	H	Butler	1	0
293	A	Chicago St.	5	4
297	A	Alabama A&M	8	1
297	A	Alabama A&M	7	6
297	A	Alabama A&M	9	7
297	A	Alabama A&M	4	6

IPFW

I
P
F
W

I
P
F
W

Average RPI Win: 153		WON-LOST	WINNING	LAST 15	STRENGTH OF		OPP. STRENGTH	TEAM	ADJ	CONF.	ADJ CONF.
Average RPI Loss: 100		RECORD	PCT. RANK	GAMES	SCHEDULE		OF SCHEDULE	RPI	RPI	RPI	RPI
DIV. I ONLY		22-39-0	.36066	245	6-9-0		130	68	206	.47144	206
DIV. I NON-CONF.		10-22-0	.3125	249	1-1-0		212	99	261	.4379	261
TOTALS		RPI 1-25	RPI 26-50		W-L RECORDS		RPI 51-100		RPI 101-150		RPI 150+
22-39-0		0-3-0	3-4-0		OVERALL		5-13-0		4-12-0		10-7-0
10-17-0		0-1-0	1-2-0		HOME		1-5-0		2-7-0		6-2-0
7-17-0		0-2-0	1-2-0		AWAY		2-4-0		2-5-0		2-4-0
5-5-0		0-0-0	1-0-0		NEUTRAL		2-4-0		0-0-0		2-1-0
10-22-0		0-3-0	0-0-0		NON-CONFERENCE		2-7-0		1-6-0		7-6-0
6-9-0		0-1-0	0-0-0		HOME		0-3-0		0-3-0		6-2-0
2-10-0		0-2-0	0-0-		AWAY		1-2-0		1-3-0		0-3-0
2-3-0		0-0-0	0-0-0		NEUTRAL		1-2-0		0-0-0		1-1-0
12-17-0		0-0-0	3-4-0		CONFERENCE		3-6-0		3-6-0		3-1-0
4-8-0		0-0-0	1-2-0		HOME		1-2-0		2-4-0		0-0-0
5-7-0		0-0-0	1-2-0		AWAY		1-2-0		1-2-0		2-1-0
3-2-0		0-0-0	1-0-0		NEUTRAL		1-2-0		0-0-0		1-0-0
RPI S	Opponent	Score	RPI S	Opponent	Score	RPI S	Opponent	Score	RPI S	Opponent	Score
5 A	Ole Miss	7 9	29 A	Tulane	0 1	51 H	UConn	9 11	101 H	Austin Peay	7 9
5 H	Ole Miss	0 7	29 A	Tulane	5 9	51 H	UConn	1 10	117 A	Arkansas St.	3 4
11 A	Mississippi St.	1 11	29 A	Tulane	8 1	51 H	UConn	3 2	117 H	Arkansas St.	5 11
			36 H	East Carolina	6 5	51 N	UConn	2 6	119 A	Cincinnati	0 1
			36 H	East Carolina	2 8	51 N	UConn	9 5	119 A	Cincinnati	4 16
			36 H	East Carolina	1 8	51 N	UConn	0 5	119 A	Cincinnati	6 2
			36 N	East Carolina	5 4	59 A	Houston	2 6	119 H	Cincinnati	5 3
						59 A	Houston	2 3	119 H	Cincinnati	3 4
						59 A	Houston	12 4	119 H	Cincinnati	2 4
						81 A	Ga. Southern	0 5	121 H	Arkansas	4 12
						81 A	Ga. Southern	2 3	125 A	Southern Ill.	5 11
						81 A	Ga. Southern	6 4	125 A	Southern Ill.	3 5
						82 N	Tennessee	2 5	125 A	Southern Ill.	7 4
						82 N	Tennessee	4 8	144 H	UCF	1 7
						82 N	Tennessee	13 8	144 H	UCF	2 9
						87 H	Missouri St.	4 7	144 H	UCF	6 1
						87 H	Missouri St.	4 6	165 A	Middle Tenn.	2 8
						87 H	Missouri St.	7 8	165 N	Middle Tenn.	1 3
									169 A	South Fla.	8 3
									169 A	South Fla.	4 3
									169 A	South Fla.	5 7
									169 N	South Fla.	7 5
									191 A	Belmont	6 12
									191 H	Belmont	7 8
									198 A	Murray St.	6 10
									265 N	UT Martin	7 4
									271 H	Ark.-Pine Bluff	6 5
LAST 15 GAMES											
			51 N	UConn	0 5	119 H	Cincinnati	2 4			
			51 N	UConn	9 5	265 N	UT Martin	7 4			
			169 N	South Fla.	7 5	29 A	Tulane	5 9			
			36 N	East Carolina	5 4						
			51 N	UConn	2 6						

Non-Div. I Games:

Memphis

119	H	Cincinnati	3	4
119	H	Cincinnati	5	3

RPI	S	Opponent	Score	
272	H	Eastern Ill.	9	10
272	H	Eastern Ill.	2	1
272	H	Eastern Ill.	23	0
280	H	SIUE	4	0
280	H	SIUE	4	2
280	H	SIUE	11	5

Memphis

M
e
m
p
h
i
s

M
e
m
p
h
i
s

E
l
o
n

Elon

148	A	Delaware	12	16
148	A	Delaware	7	6

RPI	S	Opponent	Score	
262	H	Bowling Green	2	6
277	H	La Salle	7	4
277	H	La Salle	7	6
277	H	La Salle	10	3
278	H	N.C. Central	9	4
287	A	N.C. A&T	7	8
287	H	N.C. A&T	9	6

Average RPI Win:	213	WON-LOST	WINNING	LAST 15	STRENGTH OF	OPP. STRENGTH	TEAM	ADJ	CONF.	ADJ CONF.							
Average RPI Loss:	148	RECORD	PCT. RANK	GAMES	SCHEDULE	OF SCHEDULE	RPI	RPI	RPI	RPI							
DIV. I ONLY		27-30-0	.47368	170	6-9-0	223	188	208	.47063	208	17	17					
DIV. I NON-CONF.		15-16-0	.48387	156	1-4-0	273	219	241	.45309	241	19	19					
<hr/>																	
TOTALS	RPI 1-25	RPI 26-50		W-L RECORDS		RPI 51-100		RPI 101-150		RPI 150+							
27-30-0	0-5-0	0-0-0		OVERALL		0-4-0		2-5-0		25-16-0							
17-10-0	0-0-0	0-0-0		HOME		0-3-0		2-2-0		15-5-0							
7-16-0	0-5-0	0-0-0		AWAY		0-0-0		0-3-0		7-8-0							
3-4-0	0-0-0	0-0-0		NEUTRAL		0-1-0		0-0-0		3-3-0							
15-16-0	0-2-0	0-0-0		NON-CONFERENCE		0-4-0		0-4-0		15-6-0							
8-7-0	0-0-0	0-0-0		HOME		0-3-0		0-1-0		8-3-0							
4-7-0	0-2-0	0-0-		AWAY		0-0-0		0-3-0		4-2-0							
3-2-0	0-0-0	0-0-0		NEUTRAL		0-1-0		0-0-0		3-1-0							
12-14-0	0-3-0	0-0-0		CONFERENCE		0-0-0		2-1-0		10-10-0							
9-3-0	0-0-0	0-0-0		HOME		0-0-0		2-1-0		7-2-0							
3-9-0	0-3-0	0-0-0		AWAY		0-0-0		0-0-0		3-6-0							
0-2-0	0-0-0	0-0-0		NEUTRAL		0-0-0		0-0-0		0-2-0							
<hr/>																	
RPI	S	Opponent	Score		RPI	S	Opponent	Score		RPI	S	Opponent	Score				
6	A	Clemson	4	8						103	A	Western Caro.	9	10			
8	A	South Carolina	1	3						114	H	Liberty	2	4			
12	A	Coastal Caro.	3	12						114	H	Liberty	9	7			
12	A	Coastal Caro.	2	5						114	H	Liberty	9	8			
12	A	Coastal Caro.	2	4						131	A	Furman	6	8			
										131	A	Furman	8	9			
										131	H	Furman	8	10			
										155	A	Gardner-Webb	1	3			
										155	A	Gardner-Webb	0	14			
										155	A	Gardner-Webb	3	0			
										155	N	Gardner-Webb	3	5			
										157	H	Longwood	7	1			
										157	H	Longwood	9	5			
										157	H	Longwood	1	4			
										161	A	Campbell	4	2			
										161	A	Campbell	0	1			
										161	A	Campbell	5	7			
										170	H	Winthrop	4	3			
										170	H	Winthrop	2	1			
										170	H	Winthrop	9	3			
										176	N	Omaha	11	1			
										189	A	Wofford	6	5			
										189	H	Wofford	4	8			
										201	N	Fordham	7	1			
										204	N	Radford	8	16			
										222	A	USC Upstate	6	5			
										222	H	USC Upstate	3	1			
<hr/>																	
LAST 15 GAMES																	
204 N Radford					8	16	74 H VCU					2	13	189 H Wofford		4	8
155 N Gardner-Webb					3	5	74 H VCU					2	3	201 N Fordham		7	1
238 H Charleston So.					4	9	8 A South Carolina					1	3	204 N Radford		8	16
238 H Charleston So.					3	1								222 A USC Upstate		6	5
238 H Charleston So.					12	0								222 H USC Upstate		3	1

Non-Div. I Games:

Presbyterian

222	H	USC Upstate	3	1
74	H	VCU	7	10

RPI	S	Opponent	Score	
225	H	Towson	11	5
225	H	Towson	7	5
225	H	Towson	6	2
238	H	Charleston So.	3	1
238	H	Charleston So.	12	0
238	H	Charleston So.	4	9
260	A	The Citadel	2	7
260	A	The Citadel	1	2
260	A	The Citadel	7	6
262	N	Bowling Green	1	6
262	N	Bowling Green	6	5
277	H	La Salle	3	6
277	H	La Salle	6	0
277	H	La Salle	10	3
278	H	N.C. Central	15	6
285	A	UNC Asheville	13	8
285	A	UNC Asheville	9	22
285	A	UNC Asheville	4	7
287	A	N.C. A&T	10	6
287	H	N.C. A&T	3	5
288	H	Savannah St.	16	1

Average RPI Win:		205	WON-LOST RECORD		WINNING PCT. RANK		LAST 15 GAMES		STRENGTH OF SCHEDULE		OPP. STRENGTH OF SCHEDULE		TEAM RPI		ADJ RPI		CONF. RPI		ADJ CONF. RPI	
DIV. I ONLY			24-33-0		.42105 212		5-10-0		167		228		209		.47041 209		24		24	
DIV. I NON-CONF.			11-19-0		.36667 220		0-0-0		109		220		204		.47296 204		25		25	
TOTALS		RPI 1-25		RPI 26-50		W-L RECORDS		RPI 51-100		RPI 101-150		RPI 150+								
24-33-0		0-1-0		0-0-0		OVERALL		3-11-0		0-3-0		21-18-0								
14-11-0		0-0-0		0-0-0		HOME		1-2-0		0-3-0		13-6-0								
8-18-0		0-1-0		0-0-0		AWAY		2-5-0		0-0-0		6-12-0								
2-4-0		0-0-0		0-0-0		NEUTRAL		0-4-0		0-0-0		2-0-0								
11-19-0		0-1-0		0-0-0		NON-CONFERENCE		2-7-0		0-3-0		9-8-0								
5-8-0		0-0-0		0-0-0		HOME		0-0-0		0-3-0		5-5-0								
5-9-0		0-1-0		0-0-		AWAY		2-5-0		0-0-0		3-3-0								
1-2-0		0-0-0		0-0-0		NEUTRAL		0-2-0		0-0-0		1-0-0								
13-14-0		0-0-0		0-0-0		CONFERENCE		1-4-0		0-0-0		12-10-0								
9-3-0		0-0-0		0-0-0		HOME		1-2-0		0-0-0		8-1-0								
3-9-0		0-0-0		0-0-0		AWAY		0-0-0		0-0-0		3-9-0								
1-2-0		0-0-0		0-0-0		NEUTRAL		0-2-0		0-0-0		1-0-0								
RPI	S	Opponent		Score		RPI	S	Opponent		Score		RPI	S	Opponent		Score				
17	A	Virginia		3 15																
								59 A Houston		0 5		140	H	CSUN		5 6				
								59 A Houston		0 14		140	H	CSUN		2 4				
								59 A Houston		2 5		140	H	CSUN		3 9				
								60 A Maryland		19 10		167	A	Davidson		7 8				
								64 A North Florida		0 2		167	A	Davidson		4 7				
								64 A North Florida		7 10		167	A	Davidson		3 2				
								64 A North Florida		7 6		171	A	UMBC		12 8				
								71 N Kent St.		4 7		171	H	UMBC		8 10				
								71 N Kent St.		4 6		173	N	Ball St.		2 0				
								74 H VCU		7 8		174	A	Georgetown		1 2				
								74 H VCU		0 3		174	H	Georgetown		2 3				
								74 H VCU		4 3		179	H	James Madison		1 2				
								74 N VCU		4 12		180	H	Monmouth		7 5				
								74 N VCU		1 5		180	H	Monmouth		14 5				
												180	H	Monmouth		1 4				
												195	H	Richmond		7 6				
												195	H	Richmond		8 4				
												195	H	Richmond		7 5				
												201	A	Fordham		1 3				
												201	A	Fordham		2 7				
												201	A	Fordham		7 8				
								LAST 15 GAMES				210	H	Yale		6 1				
								74 N VCU		4 12		225	A	Towson		10 2				
								241 N Saint Louis		6 1		225	H	Towson		7 2				
								74 N VCU		1 5		234	A	Dayton		6 2				
								241 A Saint Louis		5 8		234	A	Dayton		4 2				
								241 A Saint Louis		4 9		234	A	Dayton		1 2				

Non-Div. I Games:

George Washington

241	A	Saint Louis	1	11
195	H	Richmond	8	4

RPI	S	Opponent	Score	
238	A	Charleston So.	1	3
238	A	Charleston So.	1	12
238	A	Charleston So.	10	5
241	A	Saint Louis	5	8
241	A	Saint Louis	4	9
241	A	Saint Louis	1	11
241	N	Saint Louis	6	1
263	H	NJIT	0	6
274	H	George Mason	1	0
274	H	George Mason	14	4
274	H	George Mason	9	3
277	H	La Salle	2	1
277	H	La Salle	3	6
277	H	La Salle	4	3
291	H	Delaware St.	8	0

G
e
o
r
g
e
W
a
s
h
i
n
g
t
o
n

G
e
o
r
g
e
W
a
s
h
i
n
g
t
o
n

Y
a
l
e

Yale

235 H Brown	3	10
235 A Brown	12	1

RPI	S	Opponent	Score	
233	A	Penn	2	3
235	A	Brown	12	1
235	A	Brown	4	7
235	H	Brown	3	10
235	H	Brown	3	4
236	H	Harvard	3	2
236	H	Harvard	3	6
236	H	Harvard	2	5
236	H	Harvard	1	9
250	H	Cornell	4	2
250	H	Cornell	9	8
261	A	Bucknell	10	0
261	A	Bucknell	9	13
261	A	Bucknell	0	5
261	A	Bucknell	5	4

Y
a
l
e

Y
a
l
e

Average RPI Win: 218		WON-LOST	WINNING	LAST 15	STRENGTH OF		OPP. STRENGTH	TEAM	ADJ		CONF.	ADJ CONF.
Average RPI Loss: 143		RECORD	PCT. RANK	GAMES	SCHEDULE		OF SCHEDULE	RPI	RPI		RPI	RPI
DIV. I ONLY		23-30-0	.43396	205	7-8-0		228	244	211		20	20
DIV. I NON-CONF.		12-14-0	.46154	167	1-1-0		282	281	224		18	18
TOTALS		RPI 1-25	RPI 26-50		W-L RECORDS		RPI 51-100		RPI 101-150		RPI 150+	
23-30-0		0-3-0	0-0-0		OVERALL		1-4-0		2-10-0		20-13-0	
9-8-0		0-0-0	0-0-0		HOME		0-2-0		1-3-0		8-3-0	
12-20-0		0-3-0	0-0-0		AWAY		1-2-0		1-6-0		10-9-0	
2-2-0		0-0-0	0-0-0		NEUTRAL		0-0-0		0-1-0		2-1-0	
12-14-0		0-3-0	0-0-0		NON-CONFERENCE		0-0-0		1-4-0		11-7-0	
4-2-0		0-0-0	0-0-0		HOME		0-0-0		0-1-0		4-1-0	
8-12-0		0-3-0	0-0-		AWAY		0-0-0		1-3-0		7-6-0	
0-0-0		0-0-0	0-0-0		NEUTRAL		0-0-0		0-0-0		0-0-0	
11-16-0		0-0-0	0-0-0		CONFERENCE		1-4-0		1-6-0		9-6-0	
5-6-0		0-0-0	0-0-0		HOME		0-2-0		1-2-0		4-2-0	
4-8-0		0-0-0	0-0-0		AWAY		1-2-0		0-3-0		3-3-0	
2-2-0		0-0-0	0-0-0		NEUTRAL		0-0-0		0-1-0		2-1-0	
RPI S	Opponent	Score	RPI S	Opponent	Score	RPI S	Opponent	Score	RPI S	Opponent	Score	
8 A	South Carolina	1 10				66 A	Hartford	6 7	109 A	Binghamton	4 9	
8 A	South Carolina	1 8				66 A	Hartford	3 6	109 A	Binghamton	6 8	
8 A	South Carolina	2 6				66 A	Hartford	9 5	109 A	Binghamton	4 7	
						66 H	Hartford	1 6	109 H	Binghamton	2 3	
						66 H	Hartford	0 11	109 H	Binghamton	5 13	
									109 H	Binghamton	4 3	
									109 N	Binghamton	3 6	
									132 A	Western Ky.	3 5	
									132 A	Western Ky.	2 12	
									132 A	Western Ky.	7 4	
									135 A	St. John's (NY)	2 3	
									135 H	St. John's (NY)	3 20	
									160 A	Stony Brook	1 0	
									160 A	Stony Brook	0 4	
									160 A	Stony Brook	2 7	
									160 N	Stony Brook	4 10	
									171 H	UMBC	10 4	
									171 H	UMBC	6 1	
									171 H	UMBC	1 5	
									171 N	UMBC	8 5	
									182 A	Fairfield	4 5	
									201 H	Fordham	3 9	
									202 A	Central Conn. St.	6 1	
									215 A	Manhattan	21 9	
									216 H	Quinnipiac	24 14	
									219 A	UMass Lowell	4 2	
									219 A	UMass Lowell	1 6	
LAST 15 GAMES			LAST 15 GAMES			LAST 15 GAMES			LAST 15 GAMES			
			160 N	Stony Brook	4 10	135 A	St. John's (NY)	2 3				
			240 N	Maine	9 8	109 H	Binghamton	4 3				
			109 N	Binghamton	3 6	109 H	Binghamton	5 13				
			171 N	UMBC	8 5							
			160 A	Stony Brook	1 0							

Non-Div. I Games:

Albany (NY)

160 A Stony Brook	0	4
160 A Stony Brook	2	7

RPI	S	Opponent	Score	
219	A	UMass Lowell	5	2
236	A	Harvard	3	0
236	A	Harvard	2	3
240	H	Maine	2	5
240	H	Maine	9	4
240	H	Maine	7	1
240	N	Maine	9	8
252	A	Marist	0	2
279	A	NYIT	5	2
279	A	NYIT	0	3
279	A	NYIT	0	4
279	A	NYIT	7	2
287	A	N.C. A&T	4	13
287	A	N.C. A&T	14	3
287	A	N.C. A&T	9	2
295	H	Saint Peter's	5	2
295	H	Saint Peter's	5	0
295	H	Saint Peter's	17	5

A
l
b
a
n
y
(
N
Y
)

A
l
b
a
n
y
(
N
Y
)

Average RPI Win: 198		WON-LOST	WINNING	LAST 15	STRENGTH OF		OPP. STRENGTH	TEAM	ADJ		CONF.	ADJ CONF.			
Average RPI Loss: 147		RECORD	PCT. RANK	GAMES	SCHEDULE		OF SCHEDULE	RPI	RPI		RPI	RPI			
DIV. I ONLY		24-32-0	.42857	208	8-7-0		227	191	212	.46914	212	23	23		
DIV. I NON-CONF.		8-19-0	.2963	261	2-0-0		82	136	178	.48213	178	22	22		
TOTALS		RPI 1-25	RPI 26-50		W-L RECORDS		RPI 51-100		RPI 101-150		RPI 150+				
24-32-0		0-1-0	0-5-0		OVERALL		1-2-0		3-6-0		20-18-0				
9-9-0		0-0-0	0-0-0		HOME		0-0-0		1-1-0		8-8-0				
14-16-0		0-1-0	0-1-0		AWAY		0-1-0		2-5-0		12-8-0				
1-7-0		0-0-0	0-4-0		NEUTRAL		1-1-0		0-0-0		0-2-0				
8-19-0		0-1-0	0-5-0		NON-CONFERENCE		1-2-0		3-6-0		4-5-0				
2-1-0		0-0-0	0-0-0		HOME		0-0-0		1-1-0		1-0-0				
5-13-0		0-1-0	0-0-		AWAY		0-1-0		2-5-0		3-5-0				
1-5-0		0-0-0	0-4-0		NEUTRAL		1-1-0		0-0-0		0-0-0				
16-13-0		0-0-0	0-0-0		CONFERENCE		0-0-0		0-0-0		16-13-0				
7-8-0		0-0-0	0-0-0		HOME		0-0-0		0-0-0		7-8-0				
9-3-0		0-0-0	0-0-0		AWAY		0-0-0		0-0-0		9-3-0				
0-2-0		0-0-0	0-0-0		NEUTRAL		0-0-0		0-0-0		0-2-0				
RPI S	Opponent	Score		RPI S	Opponent	Score		RPI S	Opponent	Score		RPI S	Opponent	Score	
9 A	Vanderbilt	2	9	39 N	Boston College	1	5	56 N	Illinois	3	5	101 A	Austin Peay	1	14
				39 N	Boston College	1	2	56 N	Illinois	9	3	125 A	Southern Ill.	2	5
				39 N	Boston College	0	5	72 A	Iowa	3	12	125 A	Southern Ill.	1	0
				39 N	Boston College	0	17					137 H	Valparaiso	11	10
				50 A	Minnesota	10	12					138 A	Evansville	2	5
												138 A	Evansville	10	11
												138 A	Evansville	6	8
												143 A	Milwaukee	7	3
												143 H	Milwaukee	6	7
												164 H	Miami (OH)	6	1
												164 H	Miami (OH)	0	7
												164 H	Miami (OH)	0	2
												173 H	Ball St.	3	4
												173 H	Ball St.	14	8
												173 H	Ball St.	3	2
												187 A	Eastern Mich.	9	5
												187 A	Eastern Mich.	2	1
												187 A	Eastern Mich.	2	3
												187 N	Eastern Mich.	2	6
												190 A	Ill.-Chicago	5	2
												190 H	Ill.-Chicago	11	6
												191 A	Belmont	13	15
												191 A	Belmont	4	1
												191 A	Belmont	4	5
												198 A	Murray St.	16	29
												198 A	Murray St.	4	17
												198 A	Murray St.	12	10
LAST 15 GAMES				187 N	Eastern Mich.	2	6	187 A	Eastern Mich.	2	1				
				203 N	Toledo	7	11	187 A	Eastern Mich.	9	5				
				173 H	Ball St.	3	2	203 H	Toledo	2	11				
				173 H	Ball St.	3	4								
				173 H	Ball St.	14	8								

Non-Div. I Games:

Northern Ill.

143	A	Milwaukee	7	3
187	A	Eastern Mich.	2	3

RPI	S	Opponent	Score	
198	A	Murray St.	12	15
203	H	Toledo	8	9
203	H	Toledo	0	5
203	H	Toledo	2	11
203	N	Toledo	7	11
217	A	Western Mich.	5	2
217	A	Western Mich.	17	3
217	A	Western Mich.	12	15
221	H	Central Mich.	9	6
221	H	Central Mich.	3	2
221	H	Central Mich.	6	7
237	A	Ohio	2	0
237	A	Ohio	2	4
237	A	Ohio	3	1
246	H	Buffalo	17	7
246	H	Buffalo	9	2
246	H	Buffalo	2	7
262	A	Bowling Green	6	0
262	A	Bowling Green	2	0
262	A	Bowling Green	20	4

Average RPI Win: 195		WON-LOST	WINNING	LAST 15	STRENGTH OF		OPP. STRENGTH	TEAM	ADJ		CONF.	ADJ CONF.
Average RPI Loss: 141		RECORD	PCT. RANK	GAMES	SCHEDULE		OF SCHEDULE	RPI	RPI		RPI	RPI
DIV. I ONLY		25-28-1	.47222	175	6-9-0		218	211	213		28	28
DIV. I NON-CONF.		12-14-1	.46296	166	1-2-0		102	90	169		27	27
TOTALS		RPI 1-25	RPI 26-50		W-L RECORDS		RPI 51-100		RPI 101-150		RPI 150+	
25-28-1		0-0-0	2-4-0		OVERALL		1-5-0		6-10-0		16-9-1	
13-17-0		0-0-0	2-4-0		HOME		1-2-0		3-7-0		7-4-0	
11-11-1		0-0-0	0-0-0		AWAY		0-3-0		2-3-0		9-5-1	
1-0-0		0-0-0	0-0-0		NEUTRAL		0-0-0		1-0-0		0-0-0	
12-14-1		0-0-0	2-4-0		NON-CONFERENCE		1-5-0		4-3-0		5-2-1	
9-9-0		0-0-0	2-4-0		HOME		1-2-0		2-2-0		4-1-0	
2-5-1		0-0-0	0-0-0		AWAY		0-3-0		1-1-0		1-1-1	
1-0-0		0-0-0	0-0-0		NEUTRAL		0-0-0		1-0-0		0-0-0	
13-14-0		0-0-0	0-0-0		CONFERENCE		0-0-0		2-7-0		11-7-0	
4-8-0		0-0-0	0-0-0		HOME		0-0-0		1-5-0		3-3-0	
9-6-0		0-0-0	0-0-0		AWAY		0-0-0		1-2-0		8-4-0	
0-0-0		0-0-0	0-0-0		NEUTRAL		0-0-0		0-0-0		0-0-0	
RPI S	Opponent	Score	RPI S	Opponent	Score	RPI S	Opponent	Score	RPI S	Opponent	Score	
			30 H	Gonzaga	7 1	57 H	St. Mary's (CA)	8 3	112 A	Seattle	1 4	
			30 H	Gonzaga	9 21	59 A	Houston	0 5	112 A	Seattle	3 10	
			30 H	Gonzaga	3 0	59 A	Houston	1 5	112 A	Seattle	8 4	
			30 H	Gonzaga	2 11	59 A	Houston	1 3	124 H	Cal Poly	3 2	
			48 H	New Mexico	6 10	82 H	Tennessee	8 25	124 H	Cal Poly	16 3	
			48 H	New Mexico	5 6	88 H	Nevada	10 11	124 H	Cal Poly	0 7	
									128 A	Kansas St.	6 10	
									130 H	Utah Valley	4 5	
									130 H	Utah Valley	3 6	
									130 H	Utah Valley	2 1	
									136 A	UNLV	10 8	
									136 H	UNLV	2 7	
									141 N	San Francisco	6 5	
									146 H	New Mexico St.	4 5	
									146 H	New Mexico St.	6 7	
									146 H	New Mexico St.	3 4	
									172 H	Sacramento St.	4 3	
									172 H	Sacramento St.	1 4	
									172 H	Sacramento St.	3 8	
									176 H	Omaha	9 4	
									176 H	Omaha	12 4	
									176 H	Omaha	2 7	
									200 A	Kansas	5 5	
									221 H	Central Mich.	5 4	
									221 H	Central Mich.	3 1	
									232 A	San Jose St.	10 5	
									232 A	San Jose St.	6 7	
LAST 15 GAMES												
			281 A	UTRGV	3 4	268 A	Northern Colo.	2 6				
			281 A	UTRGV	10 0	268 A	Northern Colo.	9 10				
			281 A	UTRGV	10 0	268 A	Northern Colo.	7 11				
			88 H	Nevada	10 11							
			172 H	Sacramento St.	4 3							

Non-Div. I Games:

Grand Canyon

172 H Sacramento St.	3	8
172 H Sacramento St.	1	4

RPI	S	Opponent	Score	
256	A	CSU Bakersfield	9	3
256	A	CSU Bakersfield	9	4
256	A	CSU Bakersfield	9	6
268	A	Northern Colo.	2	6
268	A	Northern Colo.	9	10
268	A	Northern Colo.	7	11
281	A	UTRGV	10	0
281	A	UTRGV	10	0
281	A	UTRGV	3	4
290	A	North Dakota	9	4
290	A	North Dakota	14	2
290	A	North Dakota	8	2
293	H	Chicago St.	7	2
293	H	Chicago St.	2	4
293	H	Chicago St.	10	5

Grand Canyon

G
r
a
n
d
C
a
n
y
o
n

G
r
a
n
d
C
a
n
y
o
n

Average RPI Win:		201	WON-LOST		WINNING		LAST 15		STRENGTH OF		OPP. STRENGTH		TEAM		ADJ		CONF.		ADJ CONF.				
Average RPI Loss:		154	RECORD		PCT. RANK		GAMES		SCHEDULE		OF SCHEDULE		RPI		RPI		RPI		RPI				
DIV. I ONLY			24-31-0		.43636	201	7-8-0		214		223		214		.4663	214	21		21				
DIV. I NON-CONF.			11-14-0		.44	183	1-1-0		205		268		208		.47054	208	23		23				
TOTALS		RPI 1-25		RPI 26-50		W-L RECORDS		RPI 51-100		RPI 101-150		RPI 150+											
24-31-0		1-1-0		0-1-0		OVERALL		4-7-0		3-6-0		16-16-0											
12-13-0		0-0-0		0-0-0		HOME		0-3-0		3-3-0		9-7-0											
9-18-0		1-1-0		0-1-0		AWAY		3-4-0		0-3-0		5-9-0											
3-0-0		0-0-0		0-0-0		NEUTRAL		1-0-0		0-0-0		2-0-0											
11-14-0		1-1-0		0-1-0		NON-CONFERENCE		2-3-0		1-2-0		7-7-0											
4-6-0		0-0-0		0-0-0		HOME		0-0-0		1-2-0		3-4-0											
4-8-0		1-1-0		0-0-		AWAY		1-3-0		0-0-0		2-3-0											
3-0-0		0-0-0		0-0-0		NEUTRAL		1-0-0		0-0-0		2-0-0											
13-17-0		0-0-0		0-0-0		CONFERENCE		2-4-0		2-4-0		9-9-0											
8-7-0		0-0-0		0-0-0		HOME		0-3-0		2-1-0		6-3-0											
5-10-0		0-0-0		0-0-0		AWAY		2-1-0		0-3-0		3-6-0											
0-0-0		0-0-0		0-0-0		NEUTRAL		0-0-0		0-0-0		0-0-0											
RPI	S	Opponent		Score		RPI	S	Opponent		Score		RPI	S	Opponent		Score		RPI	S	Opponent		Score	
2	A	Louisville		2	14	33	A	UNCW		7	10	54	H	Southeast Mo. St.		1	4	101	A	Austin Peay		3	4
11	A	Mississippi St.		16	12							54	H	Southeast Mo. St.		1	2	101	A	Austin Peay		1	10
												54	H	Southeast Mo. St.		3	7	101	A	Austin Peay		4	14
												63	A	Marshall		0	6	117	H	Morehead St.		8	6
												63	A	Marshall		4	5	117	H	Morehead St.		19	3
												67	A	Kentucky		5	4	117	H	Morehead St.		2	16
												74	N	VCU		12	2	138	H	Evansville		2	10
												82	A	Tennessee		3	4	138	H	Evansville		6	5
												89	A	Jacksonville St.		7	5	138	H	Evansville		0	4
												89	A	Jacksonville St.		19	13	191	A	Belmont		2	1
												89	A	Jacksonville St.		3	9	191	A	Belmont		5	6
																		191	A	Belmont		5	6
																		193	A	Tennessee Tech		5	7
																		193	A	Tennessee Tech		6	7
																		193	A	Tennessee Tech		4	7
																		194	A	Lipscomb		2	3
																		194	A	Lipscomb		13	7
																		194	A	Lipscomb		2	4
																		198	H	Murray St.		6	8
																		198	H	Murray St.		5	14
																		198	H	Murray St.		8	3
																		228	N	South Dakota St.		10	1
																		228	N	South Dakota St.		6	4
																		234	A	Dayton		2	5
																		237	H	Ohio		4	10
																		247	H	ETSU		8	17
																		265	A	UT Martin		5	4

Non-Div. I Games:

Eastern Ky.

198 H Murray St.	6	8
89 A Jacksonville St.	7	5

RPI	S	Opponent	Score	
265	A	UT Martin	6	20
265	A	UT Martin	16	1
272	H	Eastern Ill.	7	5
272	H	Eastern Ill.	8	7
272	H	Eastern Ill.	9	3
280	H	SIUE	8	4
280	H	SIUE	3	7
280	H	SIUE	12	1
294	H	UMES	17	1
294	H	UMES	4	5
294	H	UMES	20	2
294	H	UMES	14	3
297	A	Alabama A&M	11	6
297	H	Alabama A&M	1	3

E
a
s
t
e
r
n
K
y
.

E
a
s
t
e
r
n
K
y
.

Average RPI Win: 231		WON-LOST RECORD		WINNING PCT. RANK		LAST 15 GAMES		STRENGTH OF SCHEDULE		OPP. STRENGTH OF SCHEDULE		TEAM RPI		ADJ RPI		CONF. RPI		ADJ CONF. RPI	
DIV. I ONLY		24-31-0		.43636 201		10-5-0		232		268		215		.46559 215		29		29	
DIV. I NON-CONF.		9-18-0		.33333 239		0-1-0		134		190		206		.47177 206		28		28	
TOTALS		RPI 1-25		RPI 26-50		W-L RECORDS		RPI 51-100		RPI 101-150		RPI 150+							
24-31-0		0-3-0		0-0-0		OVERALL		1-5-0		1-3-0		22-20-0							
10-8-0		0-0-0		0-0-0		HOME		0-1-0		0-0-0		10-7-0							
11-20-0		0-3-0		0-0-0		AWAY		1-3-0		0-3-0		10-9-0							
3-3-0		0-0-0		0-0-0		NEUTRAL		0-0-0		1-0-0		2-3-0							
9-18-0		0-3-0		0-0-0		NON-CONFERENCE		1-5-0		1-3-0		7-7-0							
4-3-0		0-0-0		0-0-0		HOME		0-1-0		0-0-0		4-2-0							
4-14-0		0-3-0		0-0-		AWAY		1-4-0		0-3-0		3-4-0							
1-1-0		0-0-0		0-0-0		NEUTRAL		0-0-0		1-0-0		0-1-0							
15-13-0		0-0-0		0-0-0		CONFERENCE		0-0-0		0-0-0		15-13-0							
6-5-0		0-0-0		0-0-0		HOME		0-0-0		0-0-0		6-5-0							
7-6-0		0-0-0		0-0-0		AWAY		0-0-0		0-0-0		7-6-0							
2-2-0		0-0-0		0-0-0		NEUTRAL		0-0-0		0-0-0		2-2-0							
RPI	S	Opponent		Score		RPI	S	Opponent		Score		RPI	S	Opponent		Score			
3	A	Miami (FL)		0	10					66	H	Hartford	3	8	147	A	Seton Hall	0	5
3	A	Miami (FL)		4	7					80	A	Old Dominion	5	6	147	A	Seton Hall	2	3
3	A	Miami (FL)		4	14					95	A	FIU	4	8	147	A	Seton Hall	0	2
										95	A	FIU	7	6	148	N	Delaware	10	2
										95	A	FIU	0	6	160	A	Stony Brook	2	8
										95	A	FIU	2	5	178	A	Columbia	12	14
															180	A	Monmouth	3	7
															180	H	Monmouth	6	5
															180	H	Monmouth	4	5
															180	N	Monmouth	8	1
															180	N	Monmouth	12	8
															182	H	Fairfield	2	1
															182	H	Fairfield	5	0
															182	H	Fairfield	4	7
															182	N	Fairfield	2	5
															196	H	Canisius	2	4
															196	H	Canisius	0	3
															196	H	Canisius	4	3
															199	N	Virginia Tech	7	12
															201	A	Fordham	3	12
															201	H	Fordham	7	5
															211	H	Albany (NY)	9	21
															216	A	Quinnipiac	4	10
															216	A	Quinnipiac	17	11
															216	A	Quinnipiac	3	5
															242	N	Siena	4	15
															245	A	Lehigh	2	0
LAST 15 GAMES																			
				242	N	Siena	4	15	295	A	Saint Peter's	7	2	216	A	Quinnipiac	4	10	
				180	N	Monmouth	8	1	295	A	Saint Peter's	3	2	216	A	Quinnipiac	17	11	
				180	N	Monmouth	12	8	295	A	Saint Peter's	16	8	216	A	Quinnipiac	3	5	
				182	N	Fairfield	2	5						242	N	Siena	4	15	
				284	H	Iona	11	6						245	A	Lehigh	2	0	

Non-Div. I Games:

Manhattan

Manhattan

284 H Iona	3	5
284 H Iona	9	1

Through Games Of May 29, 2016

RPI	S	Opponent	Score	
245	H	Lehigh	4	6
245	H	Lehigh	10	2
249	A	Hofstra	4	14
249	H	Hofstra	5	1
252	A	Marist	8	2
252	A	Marist	2	14
252	A	Marist	7	13
254	A	Army West Point	3	2
266	A	Niagara	3	2
266	A	Niagara	3	1
266	A	Niagara	4	5
279	A	NYIT	6	4
279	H	NYIT	7	6
284	H	Iona	11	6
284	H	Iona	9	1
284	H	Iona	3	5
295	A	Saint Peter's	3	2
295	A	Saint Peter's	16	8
295	A	Saint Peter's	7	2

Manhattan

Manhattan

Manhattan

Average RPI Win:	205	WON-LOST RECORD	WINNING PCT. RANK	LAST 15 GAMES	STRENGTH OF SCHEDULE	OPP. STRENGTH OF SCHEDULE	TEAM RPI	ADJ RPI	CONF. RPI	ADJ CONF. RPI	
Average RPI Loss:	182										
DIV. I ONLY	21-31-0	.40385	220	6-9-0	245	253	216	.46473	216	29	29
DIV. I NON-CONF.	11-17-0	.39286	212	1-1-0	215	166	163	.48982	163	28	28
<hr/>											
TOTALS	RPI 1-25	RPI 26-50		W-L RECORDS		RPI 51-100		RPI 101-150		RPI 150+	
21-31-0	0-0-0	0-0-0		OVERALL		2-3-0		2-6-0		17-22-0	
6-7-0	0-0-0	0-0-0		HOME		0-1-0		0-0-0		6-6-0	
14-23-0	0-0-0	0-0-0		AWAY		2-2-0		2-6-0		10-15-0	
1-1-0	0-0-0	0-0-0		NEUTRAL		0-0-0		0-0-0		1-1-0	
11-17-0	0-0-0	0-0-0		NON-CONFERENCE		2-3-0		2-6-0		7-8-0	
1-2-0	0-0-0	0-0-0		HOME		0-1-0		0-0-0		1-1-0	
10-15-0	0-0-0	0-0-		AWAY		2-2-0		2-6-0		6-7-0	
0-0-0	0-0-0	0-0-0		NEUTRAL		0-0-0		0-0-0		0-0-0	
10-14-0	0-0-0	0-0-0		CONFERENCE		0-0-0		0-0-0		10-14-0	
5-5-0	0-0-0	0-0-0		HOME		0-0-0		0-0-0		5-5-0	
4-8-0	0-0-0	0-0-0		AWAY		0-0-0		0-0-0		4-8-0	
1-1-0	0-0-0	0-0-0		NEUTRAL		0-0-0		0-0-0		1-1-0	
RPI	S	Opponent	Score	RPI	S	Opponent	Score	RPI	S	Opponent	Score
						64 A North Florida	3 0	108 A FGCU		3	10
						64 A North Florida	8 12	108 A FGCU		4	8
						64 A North Florida	5 6	108 A FGCU		4	10
						66 A Hartford	7 5	108 A FGCU		10	9
						66 H Hartford	5 11	113 A Rhode Island		2	1
								147 A Seton Hall		2	14
								147 A Seton Hall		1	5
								147 A Seton Hall		1	4
								163 A Bethune-Cookman		3	8
								167 A Northeastern		9	12
								180 H Monmouth		1	5
								180 H Monmouth		3	5
								180 H Monmouth		0	4
								182 A Fairfield		4	8
								182 A Fairfield		5	4
								182 A Fairfield		2	6
								196 A Canisius		5	13
								196 A Canisius		5	1
								196 A Canisius		7	4
								199 A Virginia Tech		4	2
								199 A Virginia Tech		3	4
								199 A Virginia Tech		2	5
								199 A Virginia Tech		4	13
								202 A Central Conn. St.		9	5
								210 H Yale		6	8
								211 A Albany (NY)		14	24
								215 H Manhattan		5	3
				LAST 15 GAMES							
				182 A Fairfield	4	8	269 N Rider	9	8		
				182 A Fairfield	5	4	269 H Rider	1	3		
				182 A Fairfield	2	6	180 H Monmouth	3	5		
				196 A Canisius	5	13					
				196 A Canisius	5	1					

Non-Div. I Games:

Quinnipiac

196 A Canisius	7	4
269 N Rider	2	5

RPI	S	Opponent	Score	
215	H	Manhattan	11	17
215	H	Manhattan	10	4
224	A	Dartmouth	5	4
239	A	Appalachian St.	7	2
239	A	Appalachian St.	3	2
239	A	Appalachian St.	4	3
239	A	Appalachian St.	7	10
242	A	Siena	7	0
242	A	Siena	7	8
242	A	Siena	2	3
251	H	Massachusetts	7	0
252	A	Marist	2	5
252	A	Marist	0	6
252	A	Marist	2	4
269	H	Rider	1	3
269	N	Rider	9	8
269	N	Rider	2	5
284	H	Iona	4	3
284	H	Iona	2	0
284	H	Iona	3	2

Q
u
i
n
n
i
p
i
a
c

Q
u
i
n
n
i
p
i
a
c

Average RPI Win:	197	WON-LOST	WINNING	LAST 15	STRENGTH OF	OPP. STRENGTH	TEAM	ADJ	CONF.	ADJ CONF.	
Average RPI Loss:	172	RECORD	PCT. RANK	GAMES	SCHEDULE	OF SCHEDULE	RPI	RPI	RPI	RPI	
DIV. I ONLY	22-32-0	.40741	219	9-6-0	234	235	217	.4644	217	23	23
DIV. I NON-CONF.	3-18-0	.14286	293	0-1-0	231	210	286	.40201	286	22	22
<hr/>											
TOTALS	RPI 1-25	RPI 26-50		W-L RECORDS		RPI 51-100		RPI 101-150		RPI 150+	
22-32-0	0-1-0	0-0-0		OVERALL		2-3-0		1-6-0		19-22-0	
7-5-0	0-0-0	0-0-0		HOME		0-0-0		0-1-0		7-4-0	
9-22-0	0-1-0	0-0-0		AWAY		1-3-0		0-3-0		8-14-0	
6-5-0	0-0-0	0-0-0		NEUTRAL		1-0-0		1-2-0		4-3-0	
<hr/>											
3-18-0	0-1-0	0-0-0		NON-CONFERENCE		0-1-0		1-6-0		2-10-0	
0-1-0	0-0-0	0-0-0		HOME		0-0-0		0-1-0		0-0-0	
1-13-0	0-1-0	0-0-		AWAY		0-1-0		0-3-0		1-8-0	
2-4-0	0-0-0	0-0-0		NEUTRAL		0-0-0		1-2-0		1-2-0	
<hr/>											
19-14-0	0-0-0	0-0-0		CONFERENCE		2-2-0		0-0-0		17-12-0	
7-4-0	0-0-0	0-0-0		HOME		0-0-0		0-0-0		7-4-0	
8-9-0	0-0-0	0-0-0		AWAY		1-2-0		0-0-0		7-7-0	
4-1-0	0-0-0	0-0-0		NEUTRAL		1-0-0		0-0-0		3-1-0	
<hr/>											
RPI S	Opponent	Score		RPI S	Opponent	Score		RPI S	Opponent	Score	
20 A	Georgia Tech	0	13			71 A	Kent St. 5 4	111 N	Bradley	6	3
						71 A	Kent St. 7 9	111 N	Bradley	5	16
						71 A	Kent St. 2 13	134 A	Florida A&M	0	9
						71 N	Kent St. 12 7	134 A	Florida A&M	5	12
						77 A	Michigan St. 5 6	134 A	Florida A&M	1	2
								137 H	Valparaiso	4	8
								139 N	Saint Joseph's	8	17
								162 A	Kennesaw St.	4	7
								164 A	Miami (OH)	6	11
								164 A	Miami (OH)	5	3
								164 A	Miami (OH)	4	2
								164 N	Miami (OH)	10	6
								165 A	Middle Tenn.	2	3
								166 A	Oakland	4	9
								173 A	Ball St.	3	13
								173 A	Ball St.	1	21
								173 A	Ball St.	2	7
								173 N	Ball St.	5	1
								174 N	Georgetown	12	5
								187 H	Eastern Mich.	3	5
								187 H	Eastern Mich.	7	4
								187 H	Eastern Mich.	6	2
								191 A	Belmont	1	3
								194 A	Lipscomb	0	1
								197 N	North Dakota St.	2	4
								203 A	Toledo	10	2
								203 A	Toledo	3	11
<hr/>											
LAST 15 GAMES											
71 N	Kent St.	12	7	221 A	Central Mich.	2	1	191 A	Belmont	1	3
221 N	Central Mich.	3	10	237 H	Ohio	5	7	194 A	Lipscomb	0	1
221 N	Central Mich.	4	0	237 H	Ohio	14	7	197 N	North Dakota St.	2	4
164 N	Miami (OH)	10	6					203 A	Toledo	10	2
173 N	Ball St.	5	1					203 A	Toledo	3	11

Non-Div. I Games:

Western Mich.

221 A Central Mich.	1	3
221 A Central Mich.	1	8

RPI	S	Opponent	Score	
203	A	Toledo	3	1
212	H	Northern Ill.	2	5
212	H	Northern Ill.	3	17
212	H	Northern Ill.	15	12
220	N	Illinois St.	1	2
221	A	Central Mich.	2	1
221	A	Central Mich.	1	8
221	A	Central Mich.	1	3
221	N	Central Mich.	4	0
221	N	Central Mich.	3	10
229	A	Georgia St.	2	3
237	H	Ohio	5	7
237	H	Ohio	6	0
237	H	Ohio	14	7
262	A	Bowling Green	11	0
262	A	Bowling Green	3	2
262	H	Bowling Green	1	0
262	H	Bowling Green	6	5
276	A	Butler	2	0
276	A	Butler	3	7
293	A	Chicago St.	3	6

Western Mich.

W
e
s
t
e
r
n
M
i
c
h
.

W
e
s
t
e
r
n
M
i
c
h
.

Average RPI Win:		209	WON-LOST RECORD		WINNING PCT. RANK		LAST 15 GAMES		STRENGTH OF SCHEDULE		OPP. STRENGTH OF SCHEDULE		TEAM RPI		ADJ RPI		CONF. RPI		ADJ CONF. RPI					
DIV. I ONLY			15-37-0		.28846		275		3-12-0		48		132		218		.4643		218		12		12	
DIV. I NON-CONF.			7-13-0		.35		230		0-4-0		5		152		148		.49786		148		10		10	
TOTALS		RPI 1-25		RPI 26-50		W-L RECORDS		RPI 51-100		RPI 101-150		RPI 150+												
15-37-0		1-7-0		0-12-0		OVERALL		1-9-0		0-3-0		13-6-0												
11-17-0		1-1-0		0-3-0		HOME		1-5-0		0-3-0		9-5-0												
4-19-0		0-5-0		0-9-0		AWAY		0-4-0		0-0-0		4-1-0												
0-1-0		0-1-0		0-0-0		NEUTRAL		0-0-0		0-0-0		0-0-0												
7-13-0		1-7-0		0-3-0		NON-CONFERENCE		0-1-0		0-0-0		6-2-0												
7-3-0		1-1-0		0-0-0		HOME		0-0-0		0-0-0		6-2-0												
0-9-0		0-5-0		0-0-		AWAY		0-1-0		0-0-0		0-0-0												
0-1-0		0-1-0		0-0-0		NEUTRAL		0-0-0		0-0-0		0-0-0												
8-24-0		0-0-0		0-9-0		CONFERENCE		1-8-0		0-3-0		7-4-0												
4-14-0		0-0-0		0-3-0		HOME		1-5-0		0-3-0		3-3-0												
4-10-0		0-0-0		0-6-0		AWAY		0-3-0		0-0-0		4-1-0												
0-0-0		0-0-0		0-0-0		NEUTRAL		0-0-0		0-0-0		0-0-0												
RPI	S	Opponent		Score		RPI	S	Opponent		Score		RPI	S	Opponent		Score		RPI	S	Opponent		Score		
4	A	Texas A&M		4	10	32	A	Oklahoma St.		4	8	69	A	Oklahoma		1	7	104	H	SFA		2	7	
14	H	Texas Tech		2	7	32	A	Oklahoma St.		2	8	75	H	Lamar		5	8	104	H	SFA		4	13	
14	N	Texas Tech		4	5	32	A	Oklahoma St.		0	16	75	H	Lamar		5	7	104	H	SFA		2	11	
16	A	TCU		4	6	34	A	Sam Houston St.		1	3	75	H	Lamar		6	16	167	H	Northeastern		3	4	
21	A	Arizona		3	8	34	A	Sam Houston St.		3	6	84	H	New Orleans		4	6	167	H	Northeastern		4	3	
21	A	Arizona		1	12	34	A	Sam Houston St.		1	2	84	H	New Orleans		6	1	167	H	Northeastern		1	0	
22	A	Dallas Baptist		2	3	40	H	Southeastern La.		2	10	84	H	New Orleans		0	1	167	H	Northeastern		2	3	
22	H	Dallas Baptist		3	2	40	H	Southeastern La.		3	4	98	A	McNeese St.		3	4	181	A	Nicholls St.		5	3	
						40	H	Southeastern La.		7	9	98	A	McNeese St.		0	3	181	A	Nicholls St.		5	4	
						46	A	Northwestern St.		0	2	98	A	McNeese St.		6	10	181	A	Nicholls St.		2	4	
						46	A	Northwestern St.		9	10							192	H	Houston Baptist		2	3	
						46	A	Northwestern St.		3	4							192	H	Houston Baptist		9	0	
																		192	H	Houston Baptist		1	4	
																		230	H	A&M-Corpus Christi		4	0	
																		230	H	A&M-Corpus Christi		4	0	
																		230	H	A&M-Corpus Christi		4	11	
																		275	A	Incarnate Word		2	1	
																		275	A	Incarnate Word		1	0	
																		281	H	UTRGV		3	1	
																		281	H	UTRGV		5	2	
																		281	H	UTRGV		7	2	
																		281	H	UTRGV		6	5	
						LAST 15 GAMES																		
21	A	Arizona		3	8	275	A	Incarnate Word		2	1													
21	A	Arizona		1	12	14	H	Texas Tech		2	7													
46	A	Northwestern St.		3	4	84	H	New Orleans		4	6													
46	A	Northwestern St.		9	10																			
46	A	Northwestern St.		0	2																			

Non-Div. I Games: Tex. Permian Basin 10 0

Abilene Christian

22	A	Dallas Baptist	2	3
275	A	Incarnate Word	1	0

A
b
i
l
e
n
e
C
h
r
i
s
t
i
a
n

A
b
i
l
e
n
e
C
h
r
i
s
t
i
a
n

Average RPI Win: 196		WON-LOST	WINNING	LAST 15	STRENGTH OF		OPP. STRENGTH	TEAM	ADJ	CONF.	ADJ CONF.
Average RPI Loss: 153		RECORD	PCT. RANK	GAMES	SCHEDULE		OF SCHEDULE	RPI	RPI	RPI	RPI
DIV. I ONLY		20-32-0	.38462	231	3-12-0		161	254	219	.46361	219
DIV. I NON-CONF.		15-13-0	.53571	127	3-3-0		199	279	150	.49707	150
TOTALS		RPI 1-25	RPI 26-50		W-L RECORDS		RPI 51-100		RPI 101-150		RPI 150+
20-32-0		0-2-0	0-1-0		OVERALL		1-6-0		3-3-0		16-20-0
8-14-0		0-0-0	0-1-0		HOME		1-3-0		2-1-0		5-9-0
9-17-0		0-2-0	0-0-0		AWAY		0-3-0		1-1-0		8-11-0
3-1-0		0-0-0	0-0-0		NEUTRAL		0-0-0		0-1-0		3-0-0
15-13-0		0-2-0	0-1-0		NON-CONFERENCE		0-1-0		1-2-0		14-7-0
4-6-0		0-0-0	0-1-0		HOME		0-1-0		0-0-0		4-4-0
8-6-0		0-2-0	0-0-0		AWAY		0-0-0		1-1-0		7-3-0
3-1-0		0-0-0	0-0-0		NEUTRAL		0-0-0		0-1-0		3-0-0
5-19-0		0-0-0	0-0-0		CONFERENCE		1-5-0		2-1-0		2-13-0
4-8-0		0-0-0	0-0-0		HOME		1-2-0		2-1-0		1-5-0
1-11-0		0-0-0	0-0-0		AWAY		0-3-0		0-0-0		1-8-0
0-0-0		0-0-0	0-0-0		NEUTRAL		0-0-0		0-0-0		0-0-0
RPI S	Opponent	Score	RPI S	Opponent	Score	RPI S	Opponent	Score	RPI S	Opponent	Score
11 A	Mississippi St.	2 4	28 H	Bryant	4 15	51 H	UConn	2 4	109 H	Binghamton	2 1
11 A	Mississippi St.	2 4				66 A	Hartford	4 17	109 H	Binghamton	8 7
						66 A	Hartford	6 23	109 H	Binghamton	0 5
						66 A	Hartford	10 14	141 N	San Francisco	1 8
						66 H	Hartford	6 5	148 A	Delaware	5 3
						66 H	Hartford	0 6	148 A	Delaware	2 4
						66 H	Hartford	3 4	156 A	Holy Cross	5 2
									160 A	Stony Brook	2 1
									160 A	Stony Brook	3 5
									160 A	Stony Brook	0 5
									167 H	Northeastern	2 7
									171 A	UMBC	0 1
									171 A	UMBC	3 4
									171 A	UMBC	5 10
									171 H	UMBC	6 7
									171 H	UMBC	1 2
									171 H	UMBC	3 7
									180 A	Monmouth	4 5
									180 A	Monmouth	10 7
									181 N	Nicholls St.	9 6
									181 N	Nicholls St.	11 2
									185 A	Santa Clara	3 0
									185 A	Santa Clara	1 7
									185 A	Santa Clara	4 3
									211 H	Albany (NY)	2 5
									211 H	Albany (NY)	2 4
									211 H	Albany (NY)	6 1
LAST 15 GAMES			180 A	Monmouth	10 7	251 H	Massachusetts	7 3	185 A	Santa Clara	1 7
			180 A	Monmouth	4 5	167 H	Northeastern	2 7	185 A	Santa Clara	4 3
			242 H	Siena	9 4	171 H	UMBC	6 7	211 H	Albany (NY)	2 5
			28 H	Bryant	4 15				211 H	Albany (NY)	2 4
			66 A	Hartford	4 17				211 H	Albany (NY)	6 1

Non-Div. I Games:

UMass Lowell

66	A	Hartford	10	14
66	A	Hartford	6	23

RPI	S	Opponent	Score	
224	A	Dartmouth	11	6
235	A	Brown	9	8
236	H	Harvard	4	9
240	A	Maine	4	7
240	A	Maine	1	8
240	A	Maine	0	1
242	H	Siena	9	4
251	H	Massachusetts	7	3
252	A	Marist	3	6
254	A	Army West Point	7	5
279	H	NYIT	1	7
279	H	NYIT	6	4
279	H	NYIT	8	0
279	H	NYIT	2	8
291	N	Delaware St.	3	0

Average RPI Win:	168	WON-LOST RECORD	WINNING PCT. RANK	LAST 15 GAMES	STRENGTH OF SCHEDULE	OPP. STRENGTH OF SCHEDULE	TEAM RPI	ADJ RPI	CONF. RPI	ADJ CONF. RPI					
DIV. I ONLY		17-37-0	.31481	268	5-10-0	118	127	220	.46337	220	9	9			
DIV. I NON-CONF.		10-22-0	.3125	249	0-1-0	198	138	244	.45132	244	12	12			

TOTALS	RPI 1-25	RPI 26-50			W-L RECORDS		RPI 51-100		RPI 101-150		RPI 150+				
17-37-0	0-3-0	1-3-0			OVERALL		3-15-0		4-11-0		9-5-0				
6-14-0	0-2-0	0-0-0			HOME		1-3-0		2-7-0		3-2-0				
6-19-0	0-0-0	0-3-0			AWAY		2-10-0		2-3-0		2-3-0				
5-4-0	0-1-0	1-0-0			NEUTRAL		0-2-0		0-1-0		4-0-0				
10-22-0	0-0-0	1-3-0			NON-CONFERENCE		2-10-0		0-5-0		7-4-0				
2-7-0	0-0-0	0-0-0			HOME		1-3-0		0-3-0		1-1-0				
3-13-0	0-0-0	0-0-			AWAY		1-5-0		0-2-0		2-3-0				
5-2-0	0-0-0	1-0-0			NEUTRAL		0-2-0		0-0-0		4-0-0				
7-15-0	0-3-0	0-0-0			CONFERENCE		1-5-0		4-6-0		2-1-0				
4-7-0	0-2-0	0-0-0			HOME		0-0-0		2-4-0		2-1-0				
3-6-0	0-0-0	0-0-0			AWAY		1-5-0		2-1-0		0-0-0				
0-2-0	0-1-0	0-0-0			NEUTRAL		0-0-0		0-1-0		0-0-0				
RPI	S	Opponent	Score	RPI	S	Opponent	Score	RPI	S	Opponent	Score	RPI	S	Opponent	Score
22	H	Dallas Baptist	2 7	29	A	Tulane	0 13	56	A	Illinois	1 7	111	H	Bradley	4 3
22	H	Dallas Baptist	1 7	29	A	Tulane	2 3	56	H	Illinois	3 8	111	H	Bradley	3 5
22	N	Dallas Baptist	5 9	29	A	Tulane	3 9	70	A	Indiana St.	5 6	111	H	Bradley	2 10
				35	N	Ohio St.	5 4	70	A	Indiana St.	5 1	125	H	Southern Ill.	1 0
								70	A	Indiana St.	2 3	125	H	Southern Ill.	3 7
								77	N	Michigan St.	0 15	125	H	Southern Ill.	6 8
								78	H	Xavier	1 12	137	A	Valparaiso	6 8
								78	H	Xavier	5 11	138	A	Evansville	3 4
								78	H	Xavier	6 5	138	A	Evansville	8 6
								85	A	Oregon	1 3	138	A	Evansville	4 0
								85	A	Oregon	3 2	138	N	Evansville	3 4
								85	A	Oregon	5 8	143	A	Milwaukee	3 4
								85	A	Oregon	2 4	143	H	Milwaukee	1 4
								87	A	Missouri St.	2 5	143	H	Milwaukee	5 8
								87	A	Missouri St.	2 9	143	H	Milwaukee	3 4
								87	A	Missouri St.	5 17	184	H	Wichita St.	8 6
								95	A	FIU	6 11	184	H	Wichita St.	12 15
								99	N	Indiana	1 14	184	H	Wichita St.	6 4
												191	A	Belmont	10 13
												191	A	Belmont	5 7
												191	A	Belmont	23 5
												217	N	Western Mich.	2 1
												221	N	Central Mich.	13 7
												241	A	Saint Louis	4 5
												255	N	Northwestern	10 4
												272	H	Eastern Ill.	1 2
												273	H	Purdue	10 2

Non-Div. I Games:

Illinois St.

Illinois St.

184 H Wichita St.	8	6
184 H Wichita St.	12	15

Through Games Of May 29, 2016

RPI	S	Opponent	Score	
276	N	Butler	9	2
280	A	SIUE	9	3

Illinois St.

I
l
l
i
n
o
i
s
s
t
.

I
l
l
i
n
o
i
s
s
t
.

Average RPI Win: 185		WON-LOST	WINNING	LAST 15	STRENGTH OF		OPP. STRENGTH	TEAM	ADJ		CONF.	ADJ CONF.
Average RPI Loss: 137		RECORD	PCT. RANK	GAMES	SCHEDULE		OF SCHEDULE	RPI	RPI		RPI	RPI
DIV. I ONLY		23-37-0	.38333	234	11-4-0		184	193	221		23	23
DIV. I NON-CONF.		7-22-0	.24138	271	3-0-0		117	97	245		22	22
TOTALS		RPI 1-25	RPI 26-50		W-L RECORDS		RPI 51-100		RPI 101-150		RPI 150+	
23-37-0		0-0-0	1-2-0		OVERALL		2-14-0		0-5-0		20-16-0	
11-8-0		0-0-0	1-0-0		HOME		2-2-0		0-0-0		8-6-0	
6-20-0		0-0-0	0-1-0		AWAY		0-8-0		0-4-0		6-7-0	
6-9-0		0-0-0	0-1-0		NEUTRAL		0-4-0		0-1-0		6-3-0	
7-22-0		0-0-0	1-2-0		NON-CONFERENCE		1-12-0		0-5-0		5-3-0	
3-0-0		0-0-0	1-0-0		HOME		1-0-0		0-0-0		1-0-0	
1-15-0		0-0-0	0-0-		AWAY		0-8-0		0-4-0		1-2-0	
3-7-0		0-0-0	0-1-0		NEUTRAL		0-4-0		0-1-0		3-1-0	
16-15-0		0-0-0	0-0-0		CONFERENCE		1-2-0		0-0-0		15-13-0	
8-8-0		0-0-0	0-0-0		HOME		1-2-0		0-0-0		7-6-0	
5-5-0		0-0-0	0-0-0		AWAY		0-0-0		0-0-0		5-5-0	
3-2-0		0-0-0	0-0-0		NEUTRAL		0-0-0		0-0-0		3-2-0	
RPI S	Opponent	Score	RPI S	Opponent	Score	RPI S	Opponent	Score	RPI S	Opponent	Score	
			38 A	Michigan	7 9	56 N	Illinois	4 9	121 A	Arkansas	1 6	
			38 H	Michigan	8 7	57 N	St. Mary's (CA)	4 15	121 A	Arkansas	4 9	
			39 N	Boston College	3 9	71 H	Kent St.	2 5	121 A	Arkansas	3 4	
						71 H	Kent St.	13 10	139 N	Saint Joseph's	2 5	
						71 H	Kent St.	5 17	150 A	Stetson	3 4	
						77 A	Michigan St.	1 4	164 H	Miami (OH)	4 3	
						77 H	Michigan St.	12 1	164 H	Miami (OH)	3 7	
						77 N	Michigan St.	3 7	164 H	Miami (OH)	3 1	
						78 A	Xavier	5 8	164 N	Miami (OH)	5 3	
						78 A	Xavier	0 5	164 N	Miami (OH)	5 10	
						78 A	Xavier	4 7	166 A	Oakland	7 4	
						82 N	Tennessee	1 20	166 H	Oakland	6 3	
						87 A	Missouri St.	1 7	173 H	Ball St.	7 10	
						87 A	Missouri St.	0 2	173 H	Ball St.	7 3	
						87 A	Missouri St.	1 9	173 H	Ball St.	2 4	
						96 A	Notre Dame	6 7	173 N	Ball St.	4 0	
									187 A	Eastern Mich.	0 3	
									187 A	Eastern Mich.	3 2	
									187 A	Eastern Mich.	1 6	
									197 N	North Dakota St.	11 4	
									203 H	Toledo	3 4	
									203 H	Toledo	14 2	
									203 H	Toledo	1 0	
									212 A	Northern Ill.	2 3	
									212 A	Northern Ill.	7 6	
									212 A	Northern Ill.	6 9	
									213 A	Grand Canyon	4 5	
LAST 15 GAMES			217 N	Western Mich.	10 3	217 H	Western Mich.	1 2				
			217 N	Western Mich.	0 4	77 H	Michigan St.	12 1				
			164 N	Miami (OH)	5 3	164 H	Miami (OH)	3 1				
			173 N	Ball St.	4 0							
			164 N	Miami (OH)	5 10							

Non-Div. I Games: Saginaw Valley 7 4

Central Mich.

217 H Western Mich.	3	1
217 H Western Mich.	8	1

RPI	S	Opponent	Score	
213	A	Grand Canyon	1	3
217	H	Western Mich.	3	1
217	H	Western Mich.	8	1
217	H	Western Mich.	1	2
217	N	Western Mich.	0	4
217	N	Western Mich.	10	3
220	N	Illinois St.	7	13
237	A	Ohio	13	11
237	A	Ohio	4	5
237	A	Ohio	8	2
243	N	Villanova	9	5
262	A	Bowling Green	10	5
262	H	Bowling Green	0	4
276	N	Butler	8	3

Central Mich.

C
e
n
t
r
a
l
M
i
c
h
.

C
e
n
t
r
a
l
M
i
c
h
.

Average RPI Win:		196	WON-LOST RECORD		WINNING PCT. RANK	LAST 15 GAMES	STRENGTH OF SCHEDULE		OPP. STRENGTH OF SCHEDULE	TEAM RPI	ADJ RPI	CONF. RPI	ADJ CONF. RPI
Average RPI Loss:		136											
DIV. I ONLY		22-30-0			.42308 210	5-10-0	205		154	222	.46152 222	15	15
DIV. I NON-CONF.		17-15-0			.53125 129	1-2-0	241		172	200	.47391 199	17	17
TOTALS		RPI 1-25	RPI 26-50		W-L RECORDS		RPI 51-100		RPI 101-150		RPI 150+		
22-30-0		0-2-0	0-0-0		OVERALL		2-10-0		4-5-0		16-13-0		
17-13-0		0-1-0	0-0-0		HOME		2-4-0		3-2-0		12-6-0		
5-17-0		0-1-0	0-0-0		AWAY		0-6-0		1-3-0		4-7-0		
0-0-0		0-0-0	0-0-0		NEUTRAL		0-0-0		0-0-0		0-0-0		
17-15-0		0-2-0	0-0-0		NON-CONFERENCE		0-6-0		2-1-0		15-6-0		
13-8-0		0-1-0	0-0-0		HOME		0-3-0		1-1-0		12-3-0		
4-7-0		0-1-0	0-0-0		AWAY		0-3-0		1-0-0		3-3-0		
0-0-0		0-0-0	0-0-0		NEUTRAL		0-0-0		0-0-0		0-0-0		
5-15-0		0-0-0	0-0-0		CONFERENCE		2-4-0		2-4-0		1-7-0		
4-5-0		0-0-0	0-0-0		HOME		2-1-0		2-1-0		0-3-0		
1-10-0		0-0-0	0-0-0		AWAY		0-3-0		0-3-0		1-4-0		
0-0-0		0-0-0	0-0-0		NEUTRAL		0-0-0		0-0-0		0-0-0		
RPI S	Opponent	Score	RPI S	Opponent	Score	RPI S	Opponent	Score	RPI S	Opponent	Score		
8 A	South Carolina	1 4				64 A	North Florida	3 10	108 H	FGCU	7 3		
8 H	South Carolina	6 12				64 A	North Florida	6 13	108 H	FGCU	21 18		
						64 A	North Florida	4 15	108 H	FGCU	13 15		
						67 A	Kentucky	0 3	131 A	Furman	11 3		
						67 A	Kentucky	3 5	131 H	Furman	8 2		
						67 A	Kentucky	1 3	138 H	Evansville	2 5		
						78 H	Xavier	7 8	150 A	Stetson	5 9		
						78 H	Xavier	2 3	150 A	Stetson	2 9		
						78 H	Xavier	1 6	150 A	Stetson	3 9		
						86 H	Jacksonville	4 3	155 A	Gardner-Webb	3 0		
						86 H	Jacksonville	3 2	155 H	Gardner-Webb	7 4		
						86 H	Jacksonville	3 12	160 H	Stony Brook	8 6		
									162 H	Kennesaw St.	5 6		
									162 H	Kennesaw St.	6 8		
									162 H	Kennesaw St.	9 14		
									180 H	Monmouth	7 1		
									189 A	Wofford	3 6		
									189 H	Wofford	2 0		
									194 A	Lipscomb	7 6		
									194 A	Lipscomb	6 7		
									194 A	Lipscomb	4 5		
									204 H	Radford	5 7		
									204 H	Radford	2 13		
									208 A	Presbyterian	1 3		
									208 H	Presbyterian	5 6		
									234 H	Dayton	6 4		
									238 A	Charleston So.	1 3		
			LAST 15 GAMES										
			86 H	Jacksonville	3 12	108 H	FGCU	13 15					
			86 H	Jacksonville	3 2	108 H	FGCU	21 18					
			86 H	Jacksonville	4 3	108 H	FGCU	7 3					
			208 A	Presbyterian	1 3								
			64 A	North Florida	6 13								

Non-Div. I Games:

USC Upstate

64 A North Florida	3	10
64 A North Florida	4	15

RPI	S	Opponent	Score	
238	H	Charleston So.	11	6
260	A	The Citadel	7	1
260	H	The Citadel	14	1
263	A	NJIT	2	4
263	A	NJIT	6	8
264	H	Lafayette	8	7
264	H	Lafayette	8	4
269	H	Rider	10	3
274	H	George Mason	5	4
285	A	UNC Asheville	9	3
285	H	UNC Asheville	9	3

USC Upstate

U
S
C
U
P
S
t
a
t
e

U
S
C
U
P
S
t
a
t
e

Average RPI Win:	238	WON-LOST RECORD	WINNING PCT. RANK	LAST 15 GAMES	STRENGTH OF SCHEDULE	OPP. STRENGTH OF SCHEDULE	TEAM RPI	ADJ RPI	CONF. RPI	ADJ CONF. RPI									
Average RPI Loss:	191																		
DIV. I ONLY	26-22-1	.54082	116	9-6-0	289	252	223	.46143	223	24	24								
DIV. I NON-CONF.	15-9-1	.62	74	2-1-0	298	266	215	.46731	215	25	25								
<hr/>																			
TOTALS	RPI 1-25	RPI 26-50		W-L RECORDS	RPI 51-100		RPI 101-150		RPI 150+										
26-22-1	0-0-0	0-0-0		OVERALL	0-3-0		2-5-0		24-14-1										
11-7-1	0-0-0	0-0-0		HOME	0-0-0		0-1-0		11-6-1										
9-14-0	0-0-0	0-0-0		AWAY	0-3-0		2-4-0		7-7-0										
6-1-0	0-0-0	0-0-0		NEUTRAL	0-0-0		0-0-0		6-1-0										
<hr/>																			
15-9-1	0-0-0	0-0-0		NON-CONFERENCE	0-0-0		0-1-0		15-8-1										
4-2-1	0-0-0	0-0-0		HOME	0-0-0		0-1-0		4-1-1										
5-6-0	0-0-0	0-0-		AWAY	0-0-0		0-0-0		5-6-0										
6-1-0	0-0-0	0-0-0		NEUTRAL	0-0-0		0-0-0		6-1-0										
<hr/>																			
11-13-0	0-0-0	0-0-0		CONFERENCE	0-3-0		2-4-0		9-6-0										
7-5-0	0-0-0	0-0-0		HOME	0-0-0		0-0-0		7-5-0										
4-8-0	0-0-0	0-0-0		AWAY	0-3-0		2-4-0		2-1-0										
0-0-0	0-0-0	0-0-0		NEUTRAL	0-0-0		0-0-0		0-0-0										
<hr/>																			
RPI S	Opponent	Score	RPI S	Opponent	Score	RPI S	Opponent	Score	RPI S	Opponent	Score								
						74 A	VCU	5	6	109 H	Binghamton	2	4						
						74 A	VCU	1	4	113 A	Rhode Island	3	6						
						74 A	VCU	2	3	113 A	Rhode Island	1	3						
										113 A	Rhode Island	1	4						
										139 A	Saint Joseph's	1	4						
										139 A	Saint Joseph's	7	2						
										139 A	Saint Joseph's	2	0						
										179 A	James Madison	1	4						
										179 A	James Madison	5	7						
										196 H	Canisius	8	5						
										197 N	North Dakota St.	6	1						
										197 N	North Dakota St.	2	0						
										202 N	Central Conn. St.	0	3						
										202 N	Central Conn. St.	6	2						
										202 N	Central Conn. St.	8	1						
										234 A	Dayton	12	13						
										234 A	Dayton	6	3						
										234 A	Dayton	4	3						
										240 N	Maine	4	3						
										240 N	Maine	9	2						
										241 H	Saint Louis	4	7						
									LAST 15 GAMES							241 H	Saint Louis	1	6
																241 H	Saint Louis	4	2
																243 A	Villanova	2	5
				243 A	Villanova							3	7						
				246 A	Buffalo							6	1						
				246 H	Buffalo							2	1						

Non-Div. I Games:

St. Bonaventure

241	H	Saint Louis	4	2
274	H	George Mason	16	3

RPI	S	Opponent	Score	
246	H	Buffalo	9	2
251	H	Massachusetts	2	3
251	H	Massachusetts	5	3
251	H	Massachusetts	7	3
261	H	Bucknell	6	4
266	A	Niagara	8	3
266	A	Niagara	3	5
266	H	Niagara	1	1
266	H	Niagara	3	4
274	H	George Mason	16	3
274	H	George Mason	3	0
274	H	George Mason	3	4
277	H	La Salle	6	3
277	H	La Salle	3	1
277	H	La Salle	5	6
288	A	Savannah St.	10	1
288	A	Savannah St.	1	7
288	A	Savannah St.	7	4
288	A	Savannah St.	9	2

St. Bonaventure

S
t
.
B
o
n
a
v
e
n
t
u
r
e

S
t
.
B
o
n
a
v
e
n
t
u
r
e

Average RPI Win:	219	WON-LOST RECORD		WINNING PCT. RANK		LAST 15 GAMES		STRENGTH OF SCHEDULE		OPP. STRENGTH OF SCHEDULE		TEAM RPI		ADJ RPI		CONF. RPI		ADJ CONF. RPI	
DIV. I ONLY		18-25-0		.4186	214	8-7-0		241		184		224		.46116	224	25		25	
DIV. I NON-CONF.		7-15-0		.31818	247	1-0-0		143		119		221		.4642	221	20		20	
<hr/>																			
TOTALS		RPI 1-25		RPI 26-50		W-L RECORDS		RPI 51-100		RPI 101-150		RPI 150+							
18-25-0		0-3-0		0-0-0		OVERALL		0-4-0		1-3-0		17-15-0							
7-7-0		0-0-0		0-0-0		HOME		0-0-0		0-0-0		7-7-0							
8-12-0		0-3-0		0-0-0		AWAY		0-2-0		1-2-0		7-5-0							
3-6-0		0-0-0		0-0-0		NEUTRAL		0-2-0		0-1-0		3-3-0							
7-15-0		0-3-0		0-0-0		NON-CONFERENCE		0-4-0		1-1-0		6-7-0							
2-2-0		0-0-0		0-0-0		HOME		0-0-0		0-0-0		2-2-0							
2-7-0		0-3-0		0-0-		AWAY		0-2-0		1-0-0		1-2-0							
3-6-0		0-0-0		0-0-0		NEUTRAL		0-2-0		0-1-0		3-3-0							
11-10-0		0-0-0		0-0-0		CONFERENCE		0-0-0		0-2-0		11-8-0							
5-5-0		0-0-0		0-0-0		HOME		0-0-0		0-0-0		5-5-0							
6-5-0		0-0-0		0-0-0		AWAY		0-0-0		0-2-0		6-3-0							
0-0-0		0-0-0		0-0-0		NEUTRAL		0-0-0		0-0-0		0-0-0							
RPI	S	Opponent	Score	RPI	S	Opponent	Score	RPI	S	Opponent	Score	RPI	S	Opponent	Score				
1	A	Florida	0 7					64	A	North Florida	3 17	105	A	Princeton	1 2				
1	A	Florida	6 8					64	A	North Florida	6 8	105	A	Princeton	8 9				
1	A	Florida	3 4					70	N	Indiana St.	0 3	111	N	Bradley	2 7				
								72	N	Iowa	1 4	150	A	Stetson	2 1				
													156	H	Holy Cross	2 1			
													169	A	South Fla.	0 4			
													169	A	South Fla.	1 0			
													169	A	South Fla.	0 4			
													178	H	Columbia	7 6			
													178	H	Columbia	3 1			
													210	A	Yale	4 5			
													210	H	Yale	3 5			
													210	H	Yale	6 7			
													210	H	Yale	10 4			
													210	H	Yale	3 4			
													216	H	Quinnipiac	4 5			
													219	H	UMass Lowell	6 11			
													233	H	Penn	1 11			
													233	H	Penn	2 1			
													235	A	Brown	15 0			
													235	A	Brown	0 2			
													235	A	Brown	4 3			
													235	A	Brown	2 4			
													236	A	Harvard	3 1			
													236	A	Harvard	2 1			
													236	H	Harvard	1 3			
													236	H	Harvard	3 1			

Non-Div. I Games:

Dartmouth

242	H	Siena	5	3
210	H	Yale	3	4

RPI	S	Opponent	Score	
240	N	Maine	4	2
242	H	Siena	5	3
243	N	Villanova	1	14
245	N	Lehigh	4	5
245	N	Lehigh	5	4
245	N	Lehigh	7	15
250	A	Cornell	9	3
250	A	Cornell	3	1
261	N	Bucknell	6	4

Dartmouth

D
a
r
t
m
o
u
t
h

D
a
r
t
m
o
u
t
h

Average RPI Win:		194	WON-LOST RECORD		WINNING PCT. RANK		LAST 15 GAMES		STRENGTH OF SCHEDULE		OPP. STRENGTH OF SCHEDULE		TEAM RPI		ADJ RPI		CONF. RPI		ADJ CONF. RPI										
DIV. I ONLY			20-35-0		.36364 241		6-9-0		162		216		226		.46045 225		14		14										
DIV. I NON-CONF.			10-21-0		.32258 245		1-1-0		182		288		249		.44808 248		15		15										
TOTALS		RPI 1-25		RPI 26-50		W-L RECORDS		RPI 51-100		RPI 101-150		RPI 150+																	
20-35-0		0-3-0		0-3-0		OVERALL		3-3-0		2-8-0		15-18-0																	
12-10-0		0-0-0		0-0-0		HOME		2-1-0		2-5-0		8-4-0																	
6-25-0		0-3-0		0-3-0		AWAY		1-2-0		0-3-0		5-14-0																	
2-0-0		0-0-0		0-0-0		NEUTRAL		0-0-0		0-0-0		2-0-0																	
10-21-0		0-3-0		0-0-0		NON-CONFERENCE		0-0-0		1-6-0		9-12-0																	
4-6-0		0-0-0		0-0-0		HOME		0-0-0		1-3-0		3-3-0																	
4-15-0		0-3-0		0-0-		AWAY		0-0-0		0-3-0		4-9-0																	
2-0-0		0-0-0		0-0-0		NEUTRAL		0-0-0		0-0-0		2-0-0																	
10-14-0		0-0-0		0-3-0		CONFERENCE		3-3-0		1-2-0		6-6-0																	
8-4-0		0-0-0		0-0-0		HOME		2-1-0		1-2-0		5-1-0																	
2-10-0		0-0-0		0-3-0		AWAY		1-2-0		0-0-0		1-5-0																	
0-0-0		0-0-0		0-0-0		NEUTRAL		0-0-0		0-0-0		0-0-0																	
RPI	S	Opponent		Score		RPI	S	Opponent		Score		RPI	S	Opponent		Score													
17	A	Virginia		3	4	33	A	UNCW		2	7	65	H	Col. of Charleston		4	3	113	H	Rhode Island		2	7						
17	A	Virginia		8	10	33	A	UNCW		4	11	65	H	Col. of Charleston		4	9	113	H	Rhode Island		7	1						
25	A	Wake Forest		4	8	33	A	UNCW		2	6	65	H	Col. of Charleston		7	4	113	H	Rhode Island		4	9						
												100	A	William & Mary		7	8	145	H	Navy		5	6						
												100	A	William & Mary		9	1	146	A	New Mexico St.		3	17						
												100	A	William & Mary		1	9	146	A	New Mexico St.		5	8						
																		146	A	New Mexico St.		8	9						
																		148	H	Delaware		10	9						
																		148	H	Delaware		1	6						
																		148	H	Delaware		6	9						
																		162	A	Kennesaw St.		8	11						
																		162	A	Kennesaw St.		7	6						
																		162	A	Kennesaw St.		6	5						
																		167	A	Northeastern		2	3						
																		167	A	Northeastern		7	4						
																		167	A	Northeastern		0	4						
																		171	A	UMBC		3	12						
																		171	H	UMBC		3	4						
																		179	H	James Madison		3	2						
																		179	H	James Madison		6	4						
																		179	H	James Madison		8	4						
						LAST 15 GAMES												195	N	Richmond		3	2						
						167 A Northeastern						7	4	100 A William & Mary						1	9	207 A Elon						2	5
						167 A Northeastern						2	3	100 A William & Mary						9	1	207 A Elon						8	9
						167 A Northeastern						0	4	100 A William & Mary						7	8	207 A Elon						6	7
						274 H George Mason						10	11							208 A Presbyterian						5	11		
						148 H Delaware						1	6							208 A Presbyterian						5	7		

148 H Delaware	6	9
148 H Delaware	10	9

RPI	S	Opponent	Score	
208	A	Presbyterian	2	6
209	A	George Washington	2	7
209	H	George Washington	2	10
236	N	Harvard	6	5
249	H	Hofstra	4	2
249	H	Hofstra	3	7
249	H	Hofstra	15	4
270	A	Norfolk St.	7	12
270	A	Norfolk St.	6	3
270	A	Norfolk St.	7	13
274	A	George Mason	3	10
274	H	George Mason	10	11
289	H	Mt. St. Mary's	8	7
291	A	Delaware St.	8	1
291	H	Delaware St.	18	4
299	H	Coppin St.	8	7

T
O
W
S
O
N

T
O
W
S
O
N

Average RPI Win:		153	WON-LOST RECORD		WINNING PCT. RANK		LAST 15 GAMES		STRENGTH OF SCHEDULE		OPP. STRENGTH OF SCHEDULE		TEAM RPI		ADJ RPI		CONF. RPI		ADJ CONF. RPI				
Average RPI Loss:		114																					
DIV. I ONLY			17-36-0		.32075	266	5-10-0		97		138		226		.46045	225	8		8				
DIV. I NON-CONF.			12-17-0		.41379	199	2-1-0		163		162		222		.46419	222	13		13				
TOTALS		RPI 1-25		RPI 26-50		W-L RECORDS		RPI 51-100		RPI 101-150		RPI 150+											
17-36-0		2-1-0		1-6-0		OVERALL		0-9-0		4-10-0		10-10-0											
11-18-0		2-1-0		1-0-0		HOME		0-6-0		2-3-0		6-8-0											
5-16-0		0-0-0		0-6-0		AWAY		0-3-0		1-5-0		4-2-0											
1-2-0		0-0-0		0-0-0		NEUTRAL		0-0-0		1-2-0		0-0-0											
12-17-0		0-0-0		1-3-0		NON-CONFERENCE		0-6-0		2-3-0		9-5-0											
8-9-0		0-0-0		1-0-0		HOME		0-3-0		1-1-0		6-5-0											
3-6-0		0-0-0		0-0-		AWAY		0-3-0		0-0-0		3-0-0											
1-2-0		0-0-0		0-0-0		NEUTRAL		0-0-0		1-2-0		0-0-0											
5-19-0		2-1-0		0-3-0		CONFERENCE		0-3-0		2-7-0		1-5-0											
3-9-0		2-1-0		0-0-0		HOME		0-3-0		1-2-0		0-3-0											
2-10-0		0-0-0		0-3-0		AWAY		0-0-0		1-5-0		1-2-0											
0-0-0		0-0-0		0-0-0		NEUTRAL		0-0-0		0-0-0		0-0-0											
RPI	S	Opponent		Score		RPI	S	Opponent		Score		RPI	S	Opponent		Score		RPI	S	Opponent		Score	
23	H	UC Santa Barbara		6	2	38	H	Michigan		4	3	52	H	Long Beach St.		1	14	120	H	UC Irvine		4	6
23	H	UC Santa Barbara		13	3	42	A	Cal St. Fullerton		2	3	52	H	Long Beach St.		1	11	120	H	UC Irvine		1	11
23	H	UC Santa Barbara		3	7	42	A	Cal St. Fullerton		0	10	52	H	Long Beach St.		3	6	120	H	UC Irvine		9	6
						42	A	Cal St. Fullerton		3	13	57	A	St. Mary's (CA)		6	7	124	A	Cal Poly		5	10
						43	A	Arizona St.		3	4	73	A	Stanford		1	3	124	A	Cal Poly		1	2
						43	A	Arizona St.		5	6	73	H	Stanford		2	5	124	A	Cal Poly		11	5
						43	A	Arizona St.		2	3	73	H	Stanford		9	14	130	N	Utah Valley		2	0
												88	A	Nevada		4	5	130	N	Utah Valley		8	10
												88	H	Nevada		1	3	139	N	Saint Joseph's		8	10
																		140	A	CSUN		8	11
																		140	A	CSUN		2	4
																		140	A	CSUN		4	5
																		141	H	San Francisco		1	2
																		141	H	San Francisco		15	3
																		152	A	UC Riverside		13	12
																		152	A	UC Riverside		5	8
																		152	A	UC Riverside		3	5
																		172	A	Sacramento St.		7	1
																		172	H	Sacramento St.		8	2
																		175	H	Air Force		2	5
																		175	H	Air Force		8	9
																		175	H	Air Force		6	2
																		183	H	Hawaii		2	7
																		183	H	Hawaii		5	6
																		183	H	Hawaii		0	5
																		185	A	Santa Clara		8	0
																		227	A	Pacific		7	4
					LAST 15 GAMES																		
						124	A	Cal Poly		5	10	140	A	CSUN		2	4						
						124	A	Cal Poly		11	5	140	A	CSUN		8	11						
						124	A	Cal Poly		1	2	140	A	CSUN		4	5						
						52	H	Long Beach St.		1	11												
						52	H	Long Beach St.		1	14												

Non-Div. I Games:

UC Davis

52	H	Long Beach St.	3	6
73	A	Stanford	1	3

RPI	S	Opponent	Score	
227	H	Pacific	9	5
227	H	Pacific	9	4
228	H	South Dakota St.	5	4
231	H	Portland	4	3
231	H	Portland	6	9
231	H	Portland	4	7
231	H	Portland	0	12

UC Davis

U
C
D
a
v
i
s

U
C
D
a
v
i
s

[illegible]

Non-Div. I Games:

Pacific

123	H	San Diego	4	3
123	H	San Diego	2	8

RPI	S	Opponent	Score	
255	H	Northwestern	7	3
255	H	Northwestern	5	14
255	H	Northwestern	1	3
255	H	Northwestern	7	3
268	H	Northern Colo.	8	5
268	H	Northern Colo.	1	8
268	H	Northern Colo.	4	3

Pacific

P
a
c
i
f
i
c

P
a
c
i
f
i
c

Average RPI Win: 205		WON-LOST	WINNING	LAST 15	STRENGTH OF		OPP. STRENGTH	TEAM	ADJ		CONF.	ADJ CONF.
Average RPI Loss: 141		RECORD	PCT. RANK	GAMES	SCHEDULE		OF SCHEDULE	RPI	RPI		RPI	RPI
DIV. I ONLY		19-35-0	.35185	248	5-10-0		172	234	230		.45906	228
DIV. I NON-CONF.		5-16-0	.2381	274	2-0-0		169	202	255		.44114	255
TOTALS		RPI 1-25	RPI 26-50		W-L RECORDS		RPI 51-100		RPI 101-150		RPI 150+	
19-35-0		0-2-0	1-5-0		OVERALL		1-8-0		0-0-0		17-20-0	
8-9-0		0-0-0	1-0-0		HOME		0-3-0		0-0-0		7-6-0	
10-18-0		0-2-0	0-3-0		AWAY		1-2-0		0-0-0		9-11-0	
1-8-0		0-0-0	0-2-0		NEUTRAL		0-3-0		0-0-0		1-3-0	
5-16-0		0-2-0	1-5-0		NON-CONFERENCE		0-1-0		0-0-0		4-8-0	
2-0-0		0-0-0	1-0-0		HOME		0-0-0		0-0-0		1-0-0	
3-10-0		0-2-0	0-0-		AWAY		0-0-0		0-0-0		3-5-0	
0-6-0		0-0-0	0-2-0		NEUTRAL		0-1-0		0-0-0		0-3-0	
14-19-0		0-0-0	0-0-0		CONFERENCE		1-7-0		0-0-0		13-12-0	
6-9-0		0-0-0	0-0-0		HOME		0-3-0		0-0-0		6-6-0	
7-8-0		0-0-0	0-0-0		AWAY		1-2-0		0-0-0		6-6-0	
1-2-0		0-0-0	0-0-0		NEUTRAL		0-2-0		0-0-0		1-0-0	
RPI S	Opponent	Score	RPI S	Opponent	Score	RPI S	Opponent	Score	RPI S	Opponent	Score	
11 A	Mississippi St.	5 15	27 N	Fla. Atlantic	5 11	58 A	Oral Roberts	1 9	172 A	Sacramento St.	3 11	
11 A	Mississippi St.	4 17	27 N	Fla. Atlantic	2 4	58 A	Oral Roberts	3 2	172 A	Sacramento St.	7 10	
			33 A	UNCW	5 15	58 A	Oral Roberts	3 13	172 N	Sacramento St.	0 4	
			45 A	Creighton	5 6	58 H	Oral Roberts	8 10	176 A	Omaha	9 10	
			50 A	Minnesota	3 7	58 H	Oral Roberts	2 5	176 A	Omaha	15 3	
			50 H	Minnesota	7 6	58 H	Oral Roberts	6 7	176 A	Omaha	1 4	
						58 N	Oral Roberts	5 6	176 H	Omaha	3 10	
						58 N	Oral Roberts	2 5	176 H	Omaha	9 4	
						74 N	VCU	8 14	176 H	Omaha	6 19	
									176 N	Omaha	8 0	
									197 A	North Dakota St.	7 4	
									197 A	North Dakota St.	1 4	
									197 A	North Dakota St.	2 4	
									197 H	North Dakota St.	11 3	
									197 H	North Dakota St.	5 2	
									197 H	North Dakota St.	14 7	
									205 A	IPFW	9 3	
									205 A	IPFW	10 6	
									205 A	IPFW	18 5	
									205 H	IPFW	13 12	
									205 H	IPFW	7 18	
									205 H	IPFW	5 7	
									214 N	Eastern Ky.	1 10	
									214 N	Eastern Ky.	4 6	
									225 A	UC Davis	4 5	
									227 A	Pacific	2 5	
									267 A	Western Ill.	0 2	
Non-Div. I Games:			Dakota St.	12 6	Dakota Wesleyan	7 4	Mayville St.	8 1	South Dakota St.			

197	A	North Dakota St.	2	4
50	H	Minnesota	7	6

RPI	S	Opponent	Score	
267	A	Western Ill.	11	3
267	A	Western Ill.	2	3
267	H	Western Ill.	1	3
267	H	Western Ill.	1	5
267	H	Western Ill.	6	3
268	A	Northern Colo.	11	3
268	A	Northern Colo.	8	3
268	A	Northern Colo.	6	7
290	A	North Dakota	6	3
290	H	North Dakota	5	3

South Dakota St.

S
o
u
t
h
D
a
k
o
t
a
S
t
.

S
o
u
t
h
D
a
k
o
t
a
S
t
.

Average RPI Win: 189		WON-LOST	WINNING	LAST 15	STRENGTH OF		OPP. STRENGTH	TEAM	ADJ		CONF.	ADJ CONF.
Average RPI Loss: 112		RECORD	PCT. RANK	GAMES	SCHEDULE		OF SCHEDULE	RPI	RPI		RPI	RPI
DIV. I ONLY		23-30-0	.43396	205	5-10-0		201	161	225		10	10
DIV. I NON-CONF.		13-10-0	.56522	109	2-1-0		268	291	247		9	9
TOTALS		RPI 1-25	RPI 26-50		W-L RECORDS		RPI 51-100		RPI 101-150		RPI 150+	
23-30-0		0-5-0	2-4-0		OVERALL		4-8-0		4-6-0		13-7-0	
18-16-0		0-1-0	2-4-0		HOME		2-6-0		2-1-0		12-4-0	
5-14-0		0-4-0	0-0-0		AWAY		2-2-0		2-5-0		1-3-0	
0-0-0		0-0-0	0-0-0		NEUTRAL		0-0-0		0-0-0		0-0-0	
13-10-0		0-2-0	1-2-0		NON-CONFERENCE		2-1-0		0-1-0		10-4-0	
12-7-0		0-1-0	1-2-0		HOME		1-1-0		0-0-0		10-3-0	
1-3-0		0-1-0	0-0-		AWAY		1-0-0		0-1-0		0-1-0	
0-0-0		0-0-0	0-0-0		NEUTRAL		0-0-0		0-0-0		0-0-0	
10-20-0		0-3-0	1-2-0		CONFERENCE		2-7-0		4-5-0		3-3-0	
6-9-0		0-0-0	1-2-0		HOME		1-5-0		2-1-0		2-1-0	
4-11-0		0-3-0	0-0-0		AWAY		1-2-0		2-4-0		1-2-0	
0-0-0		0-0-0	0-0-0		NEUTRAL		0-0-0		0-0-0		0-0-0	
RPI S	Opponent	Score	RPI S	Opponent	Score	RPI S	Opponent	Score	RPI S	Opponent	Score	
15 A	UL Lafayette	3 7	49 H	South Ala.	7 4	74 H	VCU	6 8	117 H	Arkansas St.	5 4	
15 A	UL Lafayette	1 4	49 H	South Ala.	3 9	81 A	Ga. Southern	0 6	117 H	Arkansas St.	14 6	
15 A	UL Lafayette	2 4	49 H	South Ala.	1 2	81 A	Ga. Southern	5 4	117 H	Arkansas St.	1 11	
20 A	Georgia Tech	6 11	50 H	Minnesota	4 3	81 A	Ga. Southern	1 5	129 A	Little Rock	7 9	
20 H	Georgia Tech	5 11	50 H	Minnesota	0 3	91 H	Troy	3 16	129 A	Little Rock	2 15	
			50 H	Minnesota	6 11	91 H	Troy	2 4	129 A	Little Rock	7 5	
						91 H	Troy	3 9	142 A	Auburn	4 7	
						94 A	Mercer	10 6	149 A	La.-Monroe	0 14	
						94 H	Mercer	4 3	149 A	La.-Monroe	3 5	
						97 H	UT Arlington	16 18	149 A	La.-Monroe	7 3	
						97 H	UT Arlington	5 9	151 A	Texas St.	10 9	
						97 H	UT Arlington	8 7	151 A	Texas St.	1 10	
									151 A	Texas St.	2 6	
									162 A	Kennesaw St.	2 3	
									162 H	Kennesaw St.	4 3	
									217 H	Western Mich.	3 2	
									239 H	Appalachian St.	10 0	
									239 H	Appalachian St.	5 4	
									239 H	Appalachian St.	5 6	
									273 H	Purdue	3 5	
									286 H	Jackson St.	12 13	
									286 H	Jackson St.	11 5	
									288 H	Savannah St.	4 1	
									288 H	Savannah St.	6 10	
									297 H	Alabama A&M	13 5	
									297 H	Alabama A&M	8 7	
									299 H	Coppin St.	12 0	

Non-Div. I Games: Fairmont St. 8 5 Fairmont St. 1 2

Georgia St.

Georgia St.

91	H	Troy	2	4
162	A	Kennesaw St.	2	3

Through Games Of May 29, 2016

RPI	S	Opponent	Score	
299	H	Coppin St.	17	0
299	H	Coppin St.	13	0
299	H	Coppin St.	22	4

Georgia St.

G
e
o
r
g
i
a
S
t
.

G
e
o
r
g
i
a
S
t
.

[illegible]

Non-Div. I Games:	Houston-Victoria	15	5	Houston-Victoria	5	9
-------------------	------------------	----	---	------------------	---	---

A&M-Corpus Christi

34	H	Sam Houston St.	2	1
34	H	Sam Houston St.	1	6

RPI	S	Opponent	Score	
293	H	Chicago St.	1	7

A&M-Corpus Christi

A
&
M
-
C
o
r
p
u
s
C
h
r
i
s
t
i

A
&
M
-
C
o
r
p
u
s
C
h
r
i
s
t
i

Average RPI Win: 147		WON-LOST	WINNING	LAST 15	STRENGTH OF		OPP. STRENGTH	TEAM	ADJ	CONF.	ADJ CONF.
Average RPI Loss: 118		RECORD	PCT. RANK	GAMES	SCHEDULE		OF SCHEDULE	RPI	RPI	RPI	RPI
DIV. I ONLY		17-37-0	.31481	268	2-13-0		117	146	231	.45727	231
DIV. I NON-CONF.		14-13-0	.51852	141	1-1-0		92	205	122	.51091	122
TOTALS		RPI 1-25	RPI 26-50		W-L RECORDS		RPI 51-100		RPI 101-150		RPI 150+
17-37-0		0-0-0	1-4-0		OVERALL		1-11-0		7-12-0		8-10-0
8-20-0		0-0-0	0-1-0		HOME		0-6-0		3-7-0		5-6-0
7-16-0		0-0-0	0-3-0		AWAY		1-4-0		3-5-0		3-4-0
2-1-0		0-0-0	1-0-0		NEUTRAL		0-1-0		1-0-0		0-0-0
14-13-0		0-0-0	1-1-0		NON-CONFERENCE		0-3-0		5-5-0		8-4-0
7-6-0		0-0-0	0-1-0		HOME		0-0-0		2-2-0		5-3-0
5-6-0		0-0-0	0-0-		AWAY		0-2-0		2-3-0		3-1-0
2-1-0		0-0-0	1-0-0		NEUTRAL		0-1-0		1-0-0		0-0-0
3-24-0		0-0-0	0-3-0		CONFERENCE		1-8-0		2-7-0		0-6-0
1-14-0		0-0-0	0-0-0		HOME		0-6-0		1-5-0		0-3-0
2-10-0		0-0-0	0-3-0		AWAY		1-2-0		1-2-0		0-3-0
0-0-0		0-0-0	0-0-0		NEUTRAL		0-0-0		0-0-0		0-0-0
RPI S	Opponent	Score	RPI S	Opponent	Score	RPI S	Opponent	Score	RPI S	Opponent	Score
			30 A Gonzaga	0	3	53 H BYU	3	5	112 A Seattle	3	4
			30 A Gonzaga	5	14	53 H BYU	2	8	112 N Seattle	4	3
			30 A Gonzaga	1	18	53 H BYU	1	4	115 A Loyola Marymount	0	3
			44 H Oregon St.	6	13	57 H St. Mary's (CA)	2	7	115 A Loyola Marymount	1	8
			44 N Oregon St.	7	5	57 H St. Mary's (CA)	1	7	115 A Loyola Marymount	3	1
						57 H St. Mary's (CA)	2	5	123 H San Diego	1	9
						85 A Oregon	1	10	123 H San Diego	5	9
						85 A Oregon	4	15	123 H San Diego	3	7
						85 N Oregon	1	6	130 A Utah Valley	4	6
						90 A Pepperdine	4	5	130 A Utah Valley	8	6
						90 A Pepperdine	3	2	130 A Utah Valley	8	9
						90 A Pepperdine	0	4	130 A Utah Valley	10	3
									140 H CSUN	7	3
									140 H CSUN	1	2
									140 H CSUN	1	2
									140 H CSUN	6	5
									141 H San Francisco	2	10
									141 H San Francisco	5	2
									141 H San Francisco	3	10
									152 H UC Riverside	4	3
									152 H UC Riverside	10	6
									152 H UC Riverside	8	5
									152 H UC Riverside	1	4
									166 H Oakland	6	3
									166 H Oakland	4	14
									166 H Oakland	0	4
									166 H Oakland	10	7
LAST 15 GAMES			57 H St. Mary's (CA)	2	5	44 N Oregon St.	7	5			
			57 H St. Mary's (CA)	2	7	141 H San Francisco	3	10			
			57 H St. Mary's (CA)	1	7	141 H San Francisco	5	2			
			85 A Oregon	4	15						
			185 A Santa Clara	5	6						

Non-Div. I Games:

Portland

185	A	Santa Clara	1	9
185	A	Santa Clara	5	9

RPI	S	Opponent	Score	
185	A	Santa Clara	1	9
185	A	Santa Clara	5	6
185	A	Santa Clara	5	9
225	A	UC Davis	3	4
225	A	UC Davis	9	6
225	A	UC Davis	7	4
225	A	UC Davis	12	0
227	H	Pacific	0	3
227	H	Pacific	6	10
227	H	Pacific	2	3

P
o
r
t
l
a
n
d

P
o
r
t
l
a
n
d

S
a
n
J
o
s
e
s
t
.

San Jose St.

52	A	Long Beach St.	0	2
52	A	Long Beach St.	2	6

RPI	S	Opponent	Score	
188	H	San Diego St.	0	5
188	H	San Diego St.	2	1
188	N	San Diego St.	3	7
213	H	Grand Canyon	7	6
213	H	Grand Canyon	5	10
227	A	Pacific	9	7
227	H	Pacific	8	7

San Jose St.

S
a
n
J
o
s
e
S
t
.

S
a
n
J
o
s
e
S
t
.

Average RPI Win: 205		WON-LOST RECORD		WINNING PCT. RANK		LAST 15 GAMES		STRENGTH OF SCHEDULE		OPP. STRENGTH OF SCHEDULE		TEAM RPI		ADJ RPI		CONF. RPI		ADJ CONF. RPI	
DIV. I ONLY		19-22-0		.46341 182		6-9-0		271		241		233		.45553 233		25		25	
DIV. I NON-CONF.		9-12-0		.42857 193		1-1-0		253		255		238		.45453 238		20		20	
TOTALS		RPI 1-25		RPI 26-50		W-L RECORDS		RPI 51-100		RPI 101-150		RPI 150+							
19-22-0		0-0-0		0-0-0		OVERALL		1-2-0		3-4-0		15-16-0							
10-7-0		0-0-0		0-0-0		HOME		0-0-0		2-1-0		8-6-0							
8-11-0		0-0-0		0-0-0		AWAY		1-2-0		1-3-0		6-6-0							
1-4-0		0-0-0		0-0-0		NEUTRAL		0-0-0		0-0-0		1-4-0							
9-12-0		0-0-0		0-0-0		NON-CONFERENCE		1-2-0		2-1-0		6-9-0							
4-3-0		0-0-0		0-0-0		HOME		0-0-0		2-1-0		2-2-0							
4-5-0		0-0-0		0-0-		AWAY		1-2-0		0-0-0		3-3-0							
1-4-0		0-0-0		0-0-0		NEUTRAL		0-0-0		0-0-0		1-4-0							
10-10-0		0-0-0		0-0-0		CONFERENCE		0-0-0		1-3-0		9-7-0							
6-4-0		0-0-0		0-0-0		HOME		0-0-0		0-0-0		6-4-0							
4-6-0		0-0-0		0-0-0		AWAY		0-0-0		1-3-0		3-3-0							
0-0-0		0-0-0		0-0-0		NEUTRAL		0-0-0		0-0-0		0-0-0							
RPI	S	Opponent		Score		RPI	S	Opponent		Score		RPI	S	Opponent		Score			
								64	A	North Florida	5	17	105	A	Princeton	1	5		
								64	A	North Florida	3	2	105	A	Princeton	2	7		
								64	A	North Florida	3	5	105	A	Princeton	5	2		
													105	A	Princeton	1	3		
													109	H	Binghamton	0	7		
													109	H	Binghamton	6	2		
													109	H	Binghamton	1	0		
													156	N	Holy Cross	3	5		
													156	N	Holy Cross	4	3		
													174	N	Georgetown	6	11		
													174	N	Georgetown	1	9		
													174	N	Georgetown	2	4		
													178	A	Columbia	7	4		
													178	A	Columbia	8	9		
													178	H	Columbia	1	3		
													178	H	Columbia	2	4		
													210	H	Yale	19	3		
													210	H	Yale	3	2		
													224	A	Dartmouth	11	1		
													224	A	Dartmouth	1	2		
													235	H	Brown	3	1		
													235	H	Brown	5	8		
													236	A	Harvard	6	5		
													236	A	Harvard	2	3		
													243	A	Villanova	1	6		
													243	H	Villanova	4	9		
													245	A	Lehigh	11	4		
LAST 15 GAMES																			
				178	A	Columbia	8	9	250	H	Cornell	4	7	236	A	Harvard	6	5	
				178	A	Columbia	7	4	277	H	La Salle	7	3	236	A	Harvard	2	3	
				178	H	Columbia	2	4	105	A	Princeton	1	5	243	A	Villanova	1	6	
				178	H	Columbia	1	3						243	H	Villanova	4	9	
				250	H	Cornell	16	5						245	A	Lehigh	11	4	

Non-Div. I Games:

Penn

Penn

250	H	Cornell	3	2
250	H	Cornell	13	2

Through Games Of May 29, 2016

RPI	S	Opponent	Score	
250	H	Cornell	13	2
250	H	Cornell	16	5
250	H	Cornell	3	2
250	H	Cornell	4	7
264	A	Lafayette	6	5
264	A	Lafayette	4	5
264	A	Lafayette	12	2
264	H	Lafayette	1	3
264	H	Lafayette	7	5
277	H	La Salle	7	3
279	A	NYIT	5	6

P
e
n
n

P
e
n
n

Penn

Dayton

Dayton

167	H	Davidson	8	3
167	H	Davidson	3	5

RPI	S	Opponent	Score	
201	A	Fordham	2	4
203	A	Toledo	12	10
203	H	Toledo	14	6
209	H	George Washington	2	6
209	H	George Washington	2	4
209	H	George Washington	2	1
214	H	Eastern Ky.	5	2
222	A	USC Upstate	4	6
223	H	St. Bonaventure	3	6
223	H	St. Bonaventure	13	12
223	H	St. Bonaventure	3	4
237	H	Ohio	3	4
241	H	Saint Louis	1	5
241	H	Saint Louis	3	5
241	H	Saint Louis	2	7
244	A	Northern Ky.	3	4
262	A	Bowling Green	13	2
274	A	George Mason	9	2
274	A	George Mason	9	6
274	A	George Mason	2	8
276	H	Butler	3	0

D
a
y
t
o
n

D
a
y
t
o
n

B
r
o
w
n

Brown

236	A	Harvard	6	0
236	A	Harvard	0	6

RPI	S	Opponent	Score	
242	A	Siena	7	5
242	A	Siena	10	2
250	H	Cornell	7	6
250	H	Cornell	4	2
261	N	Bucknell	2	0

Average RPI Win: 215		WON-LOST	WINNING	LAST 15	STRENGTH OF		OPP. STRENGTH	TEAM	ADJ	CONF.	ADJ CONF.
Average RPI Loss: 174		RECORD	PCT. RANK	GAMES	SCHEDULE		OF SCHEDULE	RPI	RPI	RPI	RPI
DIV. I ONLY		17-24-0	.41463	216	8-7-0		256	214	237	.45415	236
DIV. I NON-CONF.		8-13-0	.38095	216	1-2-0		192	193	209	.47025	209
TOTALS		RPI 1-25	RPI 26-50		W-L RECORDS		RPI 51-100		RPI 101-150		RPI 150+
17-24-0		1-3-0	0-1-0		OVERALL		0-0-0		0-2-0		16-18-0
6-7-0		0-0-0	0-1-0		HOME		0-0-0		0-0-0		6-6-0
7-12-0		1-3-0	0-0-0		AWAY		0-0-0		0-2-0		6-7-0
4-5-0		0-0-0	0-0-0		NEUTRAL		0-0-0		0-0-0		4-5-0
8-13-0		1-3-0	0-1-0		NON-CONFERENCE		0-0-0		0-0-0		7-9-0
1-2-0		0-0-0	0-1-0		HOME		0-0-0		0-0-0		1-1-0
3-6-0		1-3-0	0-0-		AWAY		0-0-0		0-0-0		2-3-0
4-5-0		0-0-0	0-0-0		NEUTRAL		0-0-0		0-0-0		4-5-0
9-11-0		0-0-0	0-0-0		CONFERENCE		0-0-0		0-2-0		9-9-0
5-5-0		0-0-0	0-0-0		HOME		0-0-0		0-0-0		5-5-0
4-6-0		0-0-0	0-0-0		AWAY		0-0-0		0-2-0		4-4-0
0-0-0		0-0-0	0-0-0		NEUTRAL		0-0-0		0-0-0		0-0-0
RPI S	Opponent	Score		RPI S	Opponent	Score		RPI S	Opponent	Score	
1 A	Florida	5	16	39 H	Boston College	9	11	105 A	Princeton	1	4
1 A	Florida	2	9					105 A	Princeton	5	14
1 A	Florida	1	3					156 A	Holy Cross	4	11
25 A	Wake Forest	6	3					167 A	Northeastern	2	3
								178 H	Columbia	3	4
								178 H	Columbia	11	3
								182 A	Fairfield	6	8
								182 A	Fairfield	7	1
								195 N	Richmond	2	9
								210 A	Yale	6	3
								210 A	Yale	5	2
								210 A	Yale	2	3
								210 A	Yale	9	1
								211 H	Albany (NY)	0	3
								211 H	Albany (NY)	3	2
								219 A	UMass Lowell	9	4
								224 A	Dartmouth	1	3
								224 A	Dartmouth	3	1
								224 H	Dartmouth	1	2
								224 H	Dartmouth	1	3
								225 N	Towson	5	6
								233 H	Penn	5	6
								233 H	Penn	3	2
								235 H	Brown	0	6
								235 H	Brown	2	1
								235 H	Brown	6	0
								235 H	Brown	4	3
LAST 15 GAMES				224 A	Dartmouth	3	1	235 H	Brown	2	1
				224 A	Dartmouth	1	3	235 H	Brown	4	3
				224 H	Dartmouth	1	3	251 N	Massachusetts	2	6
				224 H	Dartmouth	1	2				
				219 A	UMass Lowell	9	4				

Non-Div. I Games:

Harvard

235	H	Brown	0	6
235	H	Brown	6	0

RPI	S	Opponent	Score	
250	A	Cornell	1	5
250	A	Cornell	4	6
251	N	Massachusetts	5	1
251	N	Massachusetts	9	5
251	N	Massachusetts	2	6
254	N	Army West Point	12	13
254	N	Army West Point	5	3
254	N	Army West Point	4	6
295	N	Saint Peter's	7	1

Harvard

H
a
r
v
a
r
d

H
a
r
v
a
r
d

O
h
i
o

Ohio

217	A	Western Mich.	0	6
221	H	Central Mich.	11	13

RPI	S	Opponent	Score	
221	H	Central Mich.	11	13
221	H	Central Mich.	2	8
234	A	Dayton	4	3
244	H	Northern Ky.	6	7
246	H	Buffalo	3	9
246	H	Buffalo	6	5
246	H	Buffalo	3	1
259	H	Youngstown St.	5	8
262	A	Bowling Green	2	6
262	A	Bowling Green	10	5
262	A	Bowling Green	4	5
273	N	Purdue	6	4
273	N	Purdue	9	2
273	N	Purdue	4	5
285	A	UNC Asheville	14	8
285	A	UNC Asheville	12	5
285	A	UNC Asheville	5	7

Average RPI Win:		214	WON-LOST RECORD		WINNING PCT. RANK		LAST 15 GAMES		STRENGTH OF SCHEDULE		OPP. STRENGTH OF SCHEDULE		TEAM RPI		ADJ RPI		CONF. RPI		ADJ CONF. RPI				
DIV. I ONLY			19-33-0		.36538 239		4-11-0		177		162		235		.45296 238		17		17				
DIV. I NON-CONF.			13-15-0		.46429 164		1-2-0		230		130		211		.46767 213		19		19				
TOTALS		RPI 1-25		RPI 26-50		W-L RECORDS		RPI 51-100		RPI 101-150		RPI 150+											
19-33-0		1-6-0		0-2-0		OVERALL		1-4-0		1-2-0		16-19-0											
14-13-0		1-2-0		0-0-0		HOME		1-2-0		0-0-0		12-9-0											
5-19-0		0-4-0		0-2-0		AWAY		0-2-0		1-2-0		4-9-0											
0-1-0		0-0-0		0-0-0		NEUTRAL		0-0-0		0-0-0		0-1-0											
13-15-0		0-4-0		0-2-0		NON-CONFERENCE		1-4-0		0-0-0		12-5-0											
11-4-0		0-0-0		0-0-0		HOME		1-2-0		0-0-0		10-2-0											
2-10-0		0-4-0		0-0-		AWAY		0-2-0		0-0-0		2-2-0											
0-1-0		0-0-0		0-0-0		NEUTRAL		0-0-0		0-0-0		0-1-0											
6-18-0		1-2-0		0-0-0		CONFERENCE		0-0-0		1-2-0		4-14-0											
3-9-0		1-2-0		0-0-0		HOME		0-0-0		0-0-0		2-7-0											
3-9-0		0-0-0		0-0-0		AWAY		0-0-0		1-2-0		2-7-0											
0-0-0		0-0-0		0-0-0		NEUTRAL		0-0-0		0-0-0		0-0-0											
RPI	S	Opponent		Score		RPI	S	Opponent		Score		RPI	S	Opponent		Score		RPI	S	Opponent		Score	
6	A	Clemson		2	3	37	A	Georgia		3	5	62	H	West Virginia		4	3	114	A	Liberty		6	9
8	A	South Carolina		4	5	37	A	Georgia		3	10	62	H	West Virginia		0	5	114	A	Liberty		2	10
8	A	South Carolina		0	9							62	H	West Virginia		0	3	114	A	Liberty		6	1
8	A	South Carolina		0	2							65	A	Col. of Charleston		1	4	155	A	Gardner-Webb		0	1
12	H	Coastal Caro.		0	6							86	A	Jacksonville		1	4	155	A	Gardner-Webb		2	21
12	H	Coastal Caro.		3	9													155	A	Gardner-Webb		2	5
12	H	Coastal Caro.		6	4													157	H	Longwood		2	6
																		157	H	Longwood		4	13
																		157	H	Longwood		1	4
																		161	H	Campbell		4	5
																		161	H	Campbell		18	7
																		161	H	Campbell		5	7
																		170	A	Winthrop		0	1
																		170	A	Winthrop		17	5
																		170	A	Winthrop		1	11
																		189	N	Wofford		0	4
																		208	A	Presbyterian		1	3
																		208	A	Presbyterian		0	12
																		208	A	Presbyterian		9	4
																		209	H	George Washington		5	10
																		209	H	George Washington		12	1
																		209	H	George Washington		3	1
																		222	A	USC Upstate		6	11
																		222	H	USC Upstate		3	1
																		251	H	Massachusetts		7	2
																		251	H	Massachusetts		3	1
																		251	H	Massachusetts		12	8
LAST 15 GAMES																							
						208	A	Presbyterian		9	4	278	A	N.C. Central		1	0						
						208	A	Presbyterian		1	3	170	A	Winthrop		0	1						
						208	A	Presbyterian		0	12	170	A	Winthrop		17	5						
						6	A	Clemson		2	3												
						12	H	Coastal Caro.		0	6												

Non-Div. I Games: North Greenville 2 6

Charleston So.

12	H	Coastal Caro.	3	9
12	H	Coastal Caro.	6	4

RPI	S	Opponent	Score	
260	A	The Citadel	3	4
260	H	The Citadel	18	1
276	H	Butler	3	4
276	H	Butler	2	1
276	H	Butler	7	3
278	A	N.C. Central	1	0
278	H	N.C. Central	9	6
285	H	UNC Asheville	9	7
285	H	UNC Asheville	1	7
285	H	UNC Asheville	8	9
288	A	Savannah St.	10	4

C
h
a
r
l
e
s
t
o
n
S
o
.

C
h
a
r
l
e
s
t
o
n
S
o
.

Average RPI Win: 165		WON-LOST	WINNING	LAST 15	STRENGTH OF		OPP. STRENGTH	TEAM	ADJ	CONF.	ADJ CONF.
Average RPI Loss: 123		RECORD	PCT. RANK	GAMES	SCHEDULE		OF SCHEDULE	RPI	RPI	RPI	RPI
DIV. I ONLY		18-36-0	.33333	258	7-8-0		148	120	239	.45291	239
DIV. I NON-CONF.		9-15-0	.375	218	4-1-0		229	217	258	.43888	258
TOTALS		RPI 1-25	RPI 26-50		W-L RECORDS		RPI 51-100		RPI 101-150		RPI 150+
18-36-0		1-7-0	2-1-0		OVERALL		0-11-0		5-4-0		10-13-0
12-14-0		0-1-0	2-1-0		HOME		0-6-0		4-2-0		6-4-0
4-17-0		1-4-0	0-0-0		AWAY		0-4-0		1-2-0		2-7-0
2-5-0		0-2-0	0-0-0		NEUTRAL		0-1-0		0-0-0		2-2-0
9-15-0		0-5-0	0-0-0		NON-CONFERENCE		0-2-0		0-0-0		9-8-0
6-5-0		0-1-0	0-0-0		HOME		0-0-0		0-0-0		6-4-0
1-5-0		0-2-0	0-0-0		AWAY		0-1-0		0-0-0		1-2-0
2-5-0		0-2-0	0-0-0		NEUTRAL		0-1-0		0-0-0		2-2-0
9-21-0		1-2-0	2-1-0		CONFERENCE		0-9-0		5-4-0		1-5-0
6-9-0		0-0-0	2-1-0		HOME		0-6-0		4-2-0		0-0-0
3-12-0		1-2-0	0-0-0		AWAY		0-3-0		1-2-0		1-5-0
0-0-0		0-0-0	0-0-0		NEUTRAL		0-0-0		0-0-0		0-0-0
RPI S	Opponent	Score	RPI S	Opponent	Score	RPI S	Opponent	Score	RPI S	Opponent	Score
8 A	South Carolina	0 5	49 H	South Ala.	4 3	80 N	Old Dominion	3 12	117 H	Arkansas St.	9 2
12 A	Coastal Caro.	2 17	49 H	South Ala.	4 3	81 H	Ga. Southern	3 13	117 H	Arkansas St.	6 4
15 A	UL Lafayette	1 4	49 H	South Ala.	1 8	81 H	Ga. Southern	6 8	117 H	Arkansas St.	7 9
15 A	UL Lafayette	6 1				81 H	Ga. Southern	1 5	129 H	Little Rock	8 7
15 A	UL Lafayette	0 7				82 A	Tennessee	5 7	129 H	Little Rock	8 7
17 N	Virginia	0 8				91 A	Troy	2 3	129 H	Little Rock	3 9
25 H	Wake Forest	9 15				91 A	Troy	7 9	149 A	La.-Monroe	2 6
25 N	Wake Forest	7 10				91 A	Troy	3 4	149 A	La.-Monroe	5 4
						97 H	UT Arlington	3 4	149 A	La.-Monroe	5 10
						97 H	UT Arlington	3 8	151 A	Texas St.	0 4
						97 H	UT Arlington	5 7	151 A	Texas St.	2 4
									151 A	Texas St.	0 16
									157 H	Longwood	8 6
									157 H	Longwood	3 2
									157 H	Longwood	9 2
									160 N	Stony Brook	4 0
									161 N	Campbell	4 9
									207 A	Elon	3 4
									216 H	Quinnipiac	2 7
									216 H	Quinnipiac	10 7
									216 H	Quinnipiac	3 4
									216 H	Quinnipiac	2 3
									229 A	Georgia St.	0 10
									229 A	Georgia St.	6 5
									229 A	Georgia St.	4 5
									262 N	Bowling Green	2 6
									278 A	N.C. Central	1 4
			LAST 15 GAMES								
			157 H	Longwood	3 2	15 A	UL Lafayette	6 1			
			157 H	Longwood	8 6	15 A	UL Lafayette	0 7			
			157 H	Longwood	9 2	287 H	N.C. A&T	10 9			
			97 H	UT Arlington	5 7						
			97 H	UT Arlington	3 8						

Non-Div. I Games:

Appalachian St.

97	H	UT	Arlington	3	4
15	A	UL	Lafayette	1	4

RPI	S	Opponent	Score	
278	H	N.C. Central	12	1
285	H	UNC Asheville	3	8
285	N	UNC Asheville	8	0
287	A	N.C. A&T	7	6
287	H	N.C. A&T	10	9

Appalachian St.

A
P
P
a
l
a
c
h
i
a
n
S
t
.

A
P
P
a
l
a
c
h
i
a
n
S
t
.

Average RPI Win: 183		WON-LOST RECORD	WINNING PCT. RANK	LAST 15 GAMES	STRENGTH OF SCHEDULE	OPP. STRENGTH OF SCHEDULE	TEAM RPI	ADJ RPI		CONF. RPI	ADJ CONF. RPI			
Average RPI Loss: 154														
DIV. I ONLY		17-35-0	.32692 264	6-8-0	135	240	240	.45289	240	20	20			
DIV. I NON-CONF.		8-18-0	.30769 254	0-0-0	136	257	239	.45419	239	18	18			
<hr/>														
TOTALS		RPI 1-25	RPI 26-50		W-L RECORDS		RPI 51-100		RPI 101-150		RPI 150+			
17-35-0		1-3-0	0-0-0		OVERALL		0-3-0		4-11-0		12-18-0			
9-9-0		0-0-0	0-0-0		HOME		0-0-0		1-4-0		8-5-0			
5-17-0		1-3-0	0-0-0		AWAY		0-2-0		3-6-0		1-4-0			
3-9-0		0-0-0	0-0-0		NEUTRAL		0-0-0		0-0-0		3-9-0			
8-18-0		1-3-0	0-0-0		NON-CONFERENCE		0-0-0		3-6-0		4-9-0			
3-3-0		0-0-0	0-0-0		HOME		0-0-0		1-1-0		2-2-0			
3-8-0		1-3-0	0-0-		AWAY		0-0-0		2-5-0		0-0-0			
2-7-0		0-0-0	0-0-0		NEUTRAL		0-0-0		0-0-0		2-7-0			
9-17-0		0-0-0	0-0-0		CONFERENCE		0-3-0		1-5-0		8-9-0			
6-6-0		0-0-0	0-0-0		HOME		0-0-0		0-3-0		6-3-0			
2-9-0		0-0-0	0-0-0		AWAY		0-3-0		1-2-0		1-4-0			
1-2-0		0-0-0	0-0-0		NEUTRAL		0-0-0		0-0-0		1-2-0			
RPI	S	Opponent	Score		RPI	S	Opponent	Score		RPI	S	Opponent	Score	
3	A	Miami (FL)	2	6			66 A Hartford	5	6	109	A	Binghamton	12	7
6	A	Clemson	2	19			66 A Hartford	4	11	109	A	Binghamton	2	4
6	A	Clemson	4	3			66 A Hartford	1	4	109	A	Binghamton	3	7
6	A	Clemson	4	9						109	H	Binghamton	1	8
										109	H	Binghamton	0	2
										109	H	Binghamton	1	6
										113	H	Rhode Island	4	6
										113	H	Rhode Island	1	0
										146	A	New Mexico St.	13	3
										146	A	New Mexico St.	2	3
										146	A	New Mexico St.	3	1
										146	A	New Mexico St.	3	7
										150	A	Stetson	6	7
										150	A	Stetson	1	5
										150	A	Stetson	4	6
										160	A	Stony Brook	1	2
										160	A	Stony Brook	0	11
										160	H	Stony Brook	2	1
										160	H	Stony Brook	0	9
										160	H	Stony Brook	1	8
										160	N	Stony Brook	0	1
										171	H	UMBC	1	3
										171	H	UMBC	7	5
										171	H	UMBC	6	3
										171	N	UMBC	11	1
										197	N	North Dakota St.	3	4
										211	A	Albany (NY)	5	2
LAST 15 GAMES														

Non-Div. I Games:

Colby

9 3

Me.-Presque Isle

11 0

Thomas (ME)

8 4

Maine

Maine

109 A Binghamton	3	7
160 H Stony Brook	0	9

Through Games Of May 29, 2016

RPI	S	Opponent	Score	
211	A	Albany (NY)	4	9
211	A	Albany (NY)	1	7
211	N	Albany (NY)	8	9
219	H	UMass Lowell	8	1
219	H	UMass Lowell	1	0
219	H	UMass Lowell	7	4
223	N	St. Bonaventure	3	4
223	N	St. Bonaventure	2	9
224	N	Dartmouth	2	4
245	N	Lehigh	11	6
251	N	Massachusetts	3	5
251	N	Massachusetts	1	10
253	N	LIU Brooklyn	3	2
261	N	Bucknell	3	6
279	H	NYIT	8	5
279	H	NYIT	4	1
279	H	NYIT	2	4
279	H	NYIT	4	9

Maine

M
a
i
n
e

M
a
i
n
e

Average RPI Win:	230	WON-LOST RECORD	WINNING PCT. RANK	LAST 15 GAMES	STRENGTH OF SCHEDULE	OPP. STRENGTH OF SCHEDULE	TEAM RPI	ADJ RPI	CONF. RPI	ADJ CONF. RPI		
DIV. I ONLY		24-31-0	.43636	201	8-7-0	251	204	241	.4527	241	24	24
DIV. I NON-CONF.		9-20-0	.31034	252	1-0-0	288	159	291	.39891	291	25	25
<hr/>												
TOTALS	RPI 1-25	RPI 26-50		W-L RECORDS		RPI 51-100		RPI 101-150		RPI 150+		
24-31-0	0-0-0	0-0-0		OVERALL		1-12-0		1-6-0		22-13-0		
16-7-0	0-0-0	0-0-0		HOME		0-1-0		1-2-0		15-4-0		
7-12-0	0-0-0	0-0-0		AWAY		1-7-0		0-0-0		6-5-0		
1-12-0	0-0-0	0-0-0		NEUTRAL		0-4-0		0-4-0		1-4-0		
9-20-0	0-0-0	0-0-0		NON-CONFERENCE		1-9-0		0-4-0		8-7-0		
7-4-0	0-0-0	0-0-0		HOME		0-1-0		0-0-0		7-3-0		
1-6-0	0-0-0	0-0-		AWAY		1-4-0		0-0-0		0-2-0		
1-10-0	0-0-0	0-0-0		NEUTRAL		0-4-0		0-4-0		1-2-0		
15-11-0	0-0-0	0-0-0		CONFERENCE		0-3-0		1-2-0		14-6-0		
9-3-0	0-0-0	0-0-0		HOME		0-0-0		1-2-0		8-1-0		
6-6-0	0-0-0	0-0-0		AWAY		0-3-0		0-0-0		6-3-0		
0-2-0	0-0-0	0-0-0		NEUTRAL		0-0-0		0-0-0		0-2-0		
RPI	S	Opponent	Score	RPI	S	Opponent	Score	RPI	S	Opponent	Score	
						53 N	BYU	3		11		
						53 N	BYU	0		5		
						53 N	BYU	7		11		
						53 N	BYU	7		21		
						54 A	Southeast Mo. St.	12		8		
						54 H	Southeast Mo. St.	3		10		
						56 A	Illinois	2		6		
						56 A	Illinois	4		6		
						56 A	Illinois	1		3		
						74 A	VCU	1		5		
						74 A	VCU	0		1		
						74 A	VCU	6		7		
						87 A	Missouri St.	4		15		

Non-Div. I Games: Rockhurst 2 1

Saint Louis

223	A	St. Bonaventure	6	1
223	A	St. Bonaventure	7	4

RPI	S	Opponent	Score	
234	A	Dayton	5	3
272	H	Eastern Ill.	2	0
273	N	Purdue	3	2
274	H	George Mason	15	0
274	H	George Mason	15	6
274	H	George Mason	3	2
276	H	Butler	9	4
276	H	Butler	13	12
276	H	Butler	6	8
280	A	SIUE	8	9
280	H	SIUE	1	6
290	N	North Dakota	2	7
293	H	Chicago St.	7	1
293	H	Chicago St.	7	0
293	H	Chicago St.	8	2

Saint Louis

S
a
i
n
t
L
o
u
i
s

S
a
i
n
t
L
o
u
i
s

Average RPI Win:	226	WON-LOST RECORD	WINNING PCT. RANK	LAST 15 GAMES	STRENGTH OF SCHEDULE	OPP. STRENGTH OF SCHEDULE	TEAM RPI	ADJ RPI	CONF. RPI	ADJ CONF. RPI	
Average RPI Loss:	198										
DIV. I ONLY	25-32-0	.4386	198	10-5-0	280	265	242	.4524	242	29	29
DIV. I NON-CONF.	7-22-0	.24138	271	1-1-0	259	207	269	.42843	267	28	28
<hr/>											
TOTALS	RPI 1-25	RPI 26-50		W-L RECORDS		RPI 51-100		RPI 101-150		RPI 150+	
25-32-0	0-0-0	0-0-0		OVERALL		1-2-0		2-9-0		22-21-0	
9-7-0	0-0-0	0-0-0		HOME		0-0-0		1-0-0		8-7-0	
14-23-0	0-0-0	0-0-0		AWAY		1-2-0		1-9-0		12-12-0	
2-2-0	0-0-0	0-0-0		NEUTRAL		0-0-0		0-0-0		2-2-0	
7-22-0	0-0-0	0-0-0		NON-CONFERENCE		1-2-0		2-9-0		4-11-0	
1-3-0	0-0-0	0-0-0		HOME		0-0-0		1-0-0		0-3-0	
6-19-0	0-0-0	0-0-		AWAY		1-2-0		1-9-0		4-8-0	
0-0-0	0-0-0	0-0-0		NEUTRAL		0-0-0		0-0-0		0-0-0	
18-10-0	0-0-0	0-0-0		CONFERENCE		0-0-0		0-0-0		18-10-0	
8-4-0	0-0-0	0-0-0		HOME		0-0-0		0-0-0		8-4-0	
8-4-0	0-0-0	0-0-0		AWAY		0-0-0		0-0-0		8-4-0	
2-2-0	0-0-0	0-0-0		NEUTRAL		0-0-0		0-0-0		2-2-0	
RPI	S	Opponent	Score	RPI	S	Opponent	Score	RPI	S	Opponent	Score
</											

Non-Div. I Games:

Siena

252 H Marist	6	3
252 H Marist	9	8

RPI	S	Opponent	Score	
219	A	UMass Lowell	4	9
224	A	Dartmouth	3	5
235	H	Brown	2	10
235	H	Brown	5	7
248	A	Fairleigh Dickinson	6	10
252	H	Marist	9	8
252	H	Marist	10	9
252	H	Marist	6	3
254	A	Army West Point	13	6
260	A	The Citadel	2	14
260	A	The Citadel	2	3
260	A	The Citadel	4	6
266	H	Niagara	4	8
266	H	Niagara	8	0
266	H	Niagara	2	8
269	A	Rider	7	20
269	A	Rider	5	2
269	A	Rider	5	0
274	A	George Mason	19	7
274	A	George Mason	2	5
274	A	George Mason	5	3
284	A	Iona	4	3
284	A	Iona	12	6
284	A	Iona	2	3
295	H	Saint Peter's	2	3
295	H	Saint Peter's	12	6
295	H	Saint Peter's	12	1

Siena

S
i
e
n
a

S
i
e
n
a

Average RPI Win: 226		WON-LOST	WINNING	LAST 15	STRENGTH OF		OPP. STRENGTH	TEAM	ADJ		CONF.	ADJ CONF.			
Average RPI Loss: 124		RECORD	PCT. RANK	GAMES	SCHEDULE		OF SCHEDULE	RPI	RPI		RPI	RPI			
DIV. I ONLY		20-32-0	.38462	231	5-10-0		192	220	243	.45232	243	16	16		
DIV. I NON-CONF.		15-19-0	.44118	182	3-1-0		214	263	228	.45989	228	16	16		
TOTALS		RPI 1-25	RPI 26-50		W-L RECORDS		RPI 51-100		RPI 101-150		RPI 150+				
20-32-0	0-1-0	0-4-0		OVERALL		1-10-0		1-9-0		18-8-0					
14-11-0	0-0-0	0-3-0		HOME		0-3-0		1-2-0		13-3-0					
4-17-0	0-1-0	0-0-0		AWAY		0-6-0		0-7-0		4-3-0					
2-4-0	0-0-0	0-1-0		NEUTRAL		1-1-0		0-0-0		1-2-0					
15-19-0	0-1-0	0-1-0		NON-CONFERENCE		1-7-0		0-4-0		14-6-0					
11-5-0	0-0-0	0-0-0		HOME		0-3-0		0-0-0		11-2-0					
2-10-0	0-1-0	0-0-		AWAY		0-3-0		0-4-0		2-2-0					
2-4-0	0-0-0	0-1-0		NEUTRAL		1-1-0		0-0-0		1-2-0					
5-13-0	0-0-0	0-3-0		CONFERENCE		0-3-0		1-5-0		4-2-0					
3-6-0	0-0-0	0-3-0		HOME		0-0-0		1-2-0		2-1-0					
2-7-0	0-0-0	0-0-0		AWAY		0-3-0		0-3-0		2-1-0					
0-0-0	0-0-0	0-0-0		NEUTRAL		0-0-0		0-0-0		0-0-0					
RPI S	Opponent	Score		RPI S	Opponent	Score		RPI S	Opponent	Score		RPI S	Opponent	Score	
13 A	Florida St.	10	11	39 N	Boston College	10	11	56 N	Illinois	2	4	107 A	Rutgers	4	6
				45 H	Creighton	4	10	59 A	Houston	1	13	135 H	St. John's (NY)	1	6
				45 H	Creighton	5	6	59 A	Houston	0	4	135 H	St. John's (NY)	2	5
				45 H	Creighton	3	9	59 A	Houston	3	10	135 H	St. John's (NY)	7	2
								66 H	Hartford	1	11	139 A	Saint Joseph's	0	8
								66 H	Hartford	1	2	139 A	Saint Joseph's	3	8
								66 H	Hartford	0	8	147 A	Seton Hall	8	13
								70 N	Indiana St.	6	5	147 A	Seton Hall	3	4
								78 A	Xavier	10	15	147 A	Seton Hall	6	7
								78 A	Xavier	0	1	150 A	Stetson	1	5
								78 A	Xavier	0	9	159 H	Sacred Heart	3	2
												159 H	Sacred Heart	0	2
												160 A	Stony Brook	3	8
												174 A	Georgetown	10	5
												174 A	Georgetown	6	1
												174 A	Georgetown	8	10
												201 A	Fordham	11	3
												221 N	Central Mich.	5	9
												223 H	St. Bonaventure	5	2
												223 H	St. Bonaventure	7	3
												224 N	Dartmouth	14	1
												233 A	Penn	9	4
												233 H	Penn	6	1
												245 H	Lehigh	8	6
												253 H	LIU Brooklyn	4	3
												276 H	Butler	9	1
												276 H	Butler	3	2
LAST 15 GAMES															
				78 A	Xavier	0	9	279 H	NYIT	8	2	233 H	Penn	6	1
				78 A	Xavier	10	15	279 H	NYIT	6	5	245 H	Lehigh	8	6
				78 A	Xavier	0	1	45 H	Creighton	5	6	253 H	LIU Brooklyn	4	3
				174 A	Georgetown	10	5					276 H	Butler	9	1
				174 A	Georgetown	8	10					276 H	Butler	3	2

Non-Div. I Games:

Villanova

174	A	Georgetown	6	1
253	H	LIU Brooklyn	4	3

RPI	S	Opponent	Score	
276	H	Butler	6	11
277	A	La Salle	1	3
277	H	La Salle	5	2
279	H	NYIT	6	5
279	H	NYIT	8	2
291	H	Delaware St.	2	1
293	N	Chicago St.	3	4
295	H	Saint Peter's	7	3
295	H	Saint Peter's	1	5

V
i
l
l
a
n
o
v
a

V
i
l
l
a
n
o
v
a

[illegible]

Non-Div. I Games:

Northern Ky.

137	A	Valparaiso	9	4
137	A	Valparaiso	12	4

RPI	S	Opponent	Score	
234	H	Dayton	4	3
237	A	Ohio	7	6
247	A	ETSU	21	12
247	A	ETSU	3	2
247	A	ETSU	6	7
255	H	Northwestern	7	1
259	A	Youngstown St.	9	8
259	A	Youngstown St.	11	5
259	A	Youngstown St.	1	3
259	H	Youngstown St.	8	7
259	H	Youngstown St.	12	8
267	N	Western Ill.	11	16
267	N	Western Ill.	5	4
267	N	Western Ill.	6	8
267	N	Western Ill.	7	4
276	H	Butler	8	3

N
o
r
t
h
e
r
n
K
y
.

N
o
r
t
h
e
r
n
K
y
.

Average RPI Win: 244		WON-LOST RECORD	WINNING PCT. RANK	LAST 15 GAMES	STRENGTH OF SCHEDULE	OPP. STRENGTH OF SCHEDULE	TEAM RPI	ADJ RPI		CONF. RPI	ADJ CONF. RPI	
Average RPI Loss: 199												
DIV. I ONLY		23-29-0	.44231 193	9-4-0	264	287	245	.45198	245	27	27	
DIV. I NON-CONF.		13-17-0	.43333 190	2-1-0	266	297	252	.44509	252	29	29	
<hr/>												
TOTALS		RPI 1-25		RPI 26-50		W-L RECORDS		RPI 51-100		RPI 101-150		RPI 150+
23-29-0		0-0-0		0-0-0		OVERALL		0-3-0		2-4-0		21-22-0
10-7-0		0-0-0		0-0-0		HOME		0-0-0		1-0-0		9-7-0
10-17-0		0-0-0		0-0-0		AWAY		0-3-0		1-3-0		9-11-0
3-5-0		0-0-0		0-0-0		NEUTRAL		0-0-0		0-1-0		3-4-0
<hr/>												
13-17-0		0-0-0		0-0-0		NON-CONFERENCE		0-3-0		1-1-0		12-13-0
5-4-0		0-0-0		0-0-0		HOME		0-0-0		1-0-0		4-4-0
6-10-0		0-0-0		0-0-		AWAY		0-3-0		0-0-0		6-7-0
2-3-0		0-0-0		0-0-0		NEUTRAL		0-0-0		0-1-0		2-2-0
<hr/>												
10-12-0		0-0-0		0-0-0		CONFERENCE		0-0-0		1-3-0		9-9-0
5-3-0		0-0-0		0-0-0		HOME		0-0-0		0-0-0		5-3-0
4-7-0		0-0-0		0-0-0		AWAY		0-0-0		1-3-0		3-4-0
1-2-0		0-0-0		0-0-0		NEUTRAL		0-0-0		0-0-0		1-2-0
<hr/>												
RPI	S	Opponent	Score	RPI	S	Opponent	Score	RPI	S	Opponent	Score	
						63 A Marshall	2 4			111 N Bradley	1 2	
						63 A Marshall	4 6			145 A Navy	3 10	
						63 A Marshall	6 12			145 A Navy	0 3	
										145 A Navy	0 3	
										145 A Navy	9 2	
										148 H Delaware	16 7	
										156 H Holy Cross	4 5	
										156 H Holy Cross	3 12	
										156 H Holy Cross	1 6	
										156 H Holy Cross	5 4	
										156 N Holy Cross	18 5	
										156 N Holy Cross	4 9	
										156 N Holy Cross	8 12	
										215 A Manhattan	6 4	
										215 A Manhattan	2 10	
										215 H Manhattan	0 2	
										224 N Dartmouth	4 5	
										224 N Dartmouth	5 4	
										224 N Dartmouth	15 7	
										233 H Penn	4 11	
										240 N Maine	6 11	
										243 A Villanova	6 8	
										248 A Fairleigh Dickinson	0 7	
										248 A Fairleigh Dickinson	6 10	
										248 H Fairleigh Dickinson	5 6	
										248 H Fairleigh Dickinson	4 5	
										254 A Army West Point	7 4	
<hr/>												
				LAST 15 GAMES								
				156 N Holy Cross	8 12	279 A NYIT	16 5					
				156 N Holy Cross	18 5	264 H Lafayette	6 3					
				156 N Holy Cross	4 9	264 H Lafayette	5 2					
				295 A Saint Peter's	2 1							
				254 A Army West Point	2 5							

Non-Div. I Games: Immaculata 8 2 Immaculata 11 2

Lehigh

254	A	Army West Point	7	4
254	A	Army West Point	3	1

RPI	S	Opponent	Score	
254	A	Army West Point	3	1
254	A	Army West Point	2	5
261	A	Bucknell	3	4
261	A	Bucknell	5	7
261	A	Bucknell	10	1
261	A	Bucknell	2	11
264	H	Lafayette	5	2
264	H	Lafayette	10	4
264	H	Lafayette	4	3
264	H	Lafayette	6	3
269	A	Rider	9	10
269	H	Rider	9	8
270	A	Norfolk St.	10	3
270	A	Norfolk St.	7	2
270	A	Norfolk St.	7	6
279	A	NYIT	16	5
279	H	NYIT	10	5
294	A	UMES	4	5
294	A	UMES	6	7
295	A	Saint Peter's	2	1
295	H	Saint Peter's	6	3
299	H	Coppin St.	10	4

Lehigh

L
e
h
i
g
h

L
e
h
i
g
h

Average RPI Win:	237	WON-LOST RECORD	WINNING PCT. RANK	LAST 15 GAMES	STRENGTH OF SCHEDULE	OPP. STRENGTH OF SCHEDULE	TEAM RPI	ADJ RPI	CONF. RPI	ADJ CONF. RPI		
DIV. I ONLY		21-31-0	.40385	220	9-6-0	257	276	246	.45147	246	23	23
DIV. I NON-CONF.		13-15-0	.46429	164	6-1-0	255	294	198	.47459	197	22	22
<hr/>												
TOTALS	RPI 1-25	RPI 26-50		W-L RECORDS		RPI 51-100		RPI 101-150		RPI 150+		
21-31-0	0-0-0	0-0-0		OVERALL		0-6-0		0-1-0		21-24-0		
7-10-0	0-0-0	0-0-0		HOME		0-0-0		0-0-0		7-10-0		
13-18-0	0-0-0	0-0-0		AWAY		0-6-0		0-1-0		13-11-0		
1-3-0	0-0-0	0-0-0		NEUTRAL		0-0-0		0-0-0		1-3-0		
13-15-0	0-0-0	0-0-0		NON-CONFERENCE		0-3-0		0-1-0		13-11-0		
3-2-0	0-0-0	0-0-0		HOME		0-0-0		0-0-0		3-2-0		
9-10-0	0-0-0	0-0-		AWAY		0-3-0		0-1-0		9-6-0		
1-3-0	0-0-0	0-0-0		NEUTRAL		0-0-0		0-0-0		1-3-0		
8-16-0	0-0-0	0-0-0		CONFERENCE		0-3-0		0-0-0		8-13-0		
4-8-0	0-0-0	0-0-0		HOME		0-0-0		0-0-0		4-8-0		
4-8-0	0-0-0	0-0-0		AWAY		0-3-0		0-0-0		4-5-0		
0-0-0	0-0-0	0-0-0		NEUTRAL		0-0-0		0-0-0		0-0-0		
RPI	S	Opponent	Score	RPI	S	Opponent	Score	RPI	S	Opponent	Score	
						67 A Kentucky	1 5	145 A Navy		2 6		
						67 A Kentucky	3 14	164 H Miami (OH)		6 7		
						67 A Kentucky	8 9	164 H Miami (OH)		0 6		
						71 A Kent St.	4 5	164 H Miami (OH)		0 3		
						71 A Kent St.	0 5	167 A Northeastern		6 3		
						71 A Kent St.	2 12	167 A Davidson		0 5		
								167 A Northeastern		4 8		
								167 A Northeastern		0 1		
								173 H Ball St.		2 4		
								173 H Ball St.		6 9		
								173 H Ball St.		4 3		
								175 N Air Force		0 13		
								187 H Eastern Mich.		3 4		
								187 H Eastern Mich.		12 4		
								187 H Eastern Mich.		1 2		
								196 A Canisius		5 4		
								196 A Canisius		5 9		
								196 H Canisius		4 2		
								196 H Canisius		1 3		
								203 A Toledo		13 7		
								203 A Toledo		6 4		
								203 A Toledo		2 3		
								212 A Northern Ill.		2 9		
								212 A Northern Ill.		7 17		
								212 A Northern Ill.		7 2		
								223 A St. Bonaventure		1 2		
								223 A St. Bonaventure		2 9		
LAST 15 GAMES												
						266 H Niagara	9 2	212 A Northern Ill.		2 9		
						266 H Niagara	4 3	212 A Northern Ill.		7 17		
						71 A Kent St.	2 12	212 A Northern Ill.		7 2		
								223 A St. Bonaventure		1 2		
								223 A St. Bonaventure		2 9		
						262 H Bowling Green	8 3					
						262 H Bowling Green	4 0					
						262 H Bowling Green	2 8					
						266 A Niagara	7 3					
						266 A Niagara	8 0					

Non-Div. I Games:

Buffalo

Buffalo

249	N	Hofstra	11	3
249	N	Hofstra	1	2

Through Games Of May 29, 2016

RPI	S	Opponent	Score	
223	H	St. Bonaventure	1	6
237	A	Ohio	5	6
237	A	Ohio	9	3
237	A	Ohio	1	3
249	N	Hofstra	11	3
249	N	Hofstra	1	2
252	N	Marist	3	8
262	H	Bowling Green	4	0
262	H	Bowling Green	8	3
262	H	Bowling Green	2	8
265	A	UT Martin	8	5
265	A	UT Martin	5	3
265	A	UT Martin	15	8
266	A	Niagara	8	0
266	A	Niagara	7	3
266	H	Niagara	4	3
266	H	Niagara	9	2
289	A	Mt. St. Mary's	2	0
289	A	Mt. St. Mary's	15	0

Buffalo

B
u
f
f
a
l
o

B
u
f
f
a
l
o

Average RPI Win: 219		WON-LOST RECORD	WINNING PCT. RANK	LAST 15 GAMES	STRENGTH OF SCHEDULE	OPP. STRENGTH OF SCHEDULE	TEAM RPI	ADJ RPI	CONF. RPI	ADJ CONF. RPI	
Average RPI Loss: 147											
DIV. I ONLY		27-30-0	.47368 170	9-6-0	277	158	247	.45057 247	18	18	
DIV. I NON-CONF.		13-17-0	.43333 190	0-2-0	299	167	285	.40241 285	21	21	
<hr/>											
TOTALS		RPI 1-25	RPI 26-50		W-L RECORDS		RPI 51-100		RPI 101-150		RPI 150+
27-30-0		0-0-0	0-3-0		OVERALL		0-8-0		7-7-0		20-12-0
18-14-0		0-0-0	0-0-0		HOME		0-4-0		3-3-0		15-7-0
8-14-0		0-0-0	0-3-0		AWAY		0-4-0		4-2-0		4-5-0
1-2-0		0-0-0	0-0-0		NEUTRAL		0-0-0		0-2-0		1-0-0
13-17-0		0-0-0	0-3-0		NON-CONFERENCE		0-2-0		1-2-0		12-10-0
10-10-0		0-0-0	0-0-0		HOME		0-1-0		1-2-0		9-7-0
3-7-0		0-0-0	0-0-		AWAY		0-1-0		0-0-0		3-3-0
0-0-0		0-0-0	0-0-0		NEUTRAL		0-0-0		0-0-0		0-0-0
14-13-0		0-0-0	0-0-0		CONFERENCE		0-6-0		6-5-0		8-2-0
8-4-0		0-0-0	0-0-0		HOME		0-3-0		2-1-0		6-0-0
5-7-0		0-0-0	0-0-0		AWAY		0-3-0		4-2-0		1-2-0
1-2-0		0-0-0	0-0-0		NEUTRAL		0-0-0		0-2-0		1-0-0
RPI S	Opponent	Score	RPI S	Opponent	Score	RPI S	Opponent	Score	RPI S	Opponent	Score
			33 A	UNCW	5 15	76 A	UNCG	7 9	103 A	Western Caro.	14 8
			33 A	UNCW	11 16	76 A	UNCG	6 13	103 A	Western Caro.	11 12
			33 A	UNCW	7 17	76 A	UNCG	5 6	103 A	Western Caro.	9 15
						82 A	Tennessee	2 11	108 H	FGCU	10 11
						82 H	Tennessee	2 11	108 H	FGCU	4 7
						94 H	Mercer	9 12	108 H	FGCU	6 4
						94 H	Mercer	5 7	127 A	Samford	8 4
						94 H	Mercer	8 9	127 A	Samford	12 9
									127 A	Samford	14 8
									127 N	Samford	11 12
									131 H	Furman	6 3
									131 H	Furman	13 9
									131 H	Furman	5 6
									131 N	Furman	0 3
									170 A	Winthrop	7 5
									170 H	Winthrop	1 2
									189 A	Wofford	5 3
									189 A	Wofford	0 10
									189 A	Wofford	6 7
									199 A	Virginia Tech	0 11
									204 A	Radford	5 6
									204 H	Radford	6 5
									214 A	Eastern Ky.	17 8
									244 H	Northern Ky.	2 3
									244 H	Northern Ky.	12 21
									244 H	Northern Ky.	7 6
									257 H	VMI	15 5
LAST 15 GAMES			127 N Samford 11 12			189 A Wofford 0 10			214 A Eastern Ky. 17 8		
			260 N The Citadel 4 2			189 A Wofford 5 3			244 H Northern Ky. 2 3		
			131 N Furman 0 3			189 A Wofford 6 7			244 H Northern Ky. 12 21		
			260 H The Citadel 10 6						244 H Northern Ky. 7 6		
			260 H The Citadel 10 9						257 H VMI 15 5		

Non-Div. I Games:

ETSU

260	H	The Citadel	11	2
82	A	Tennessee	2	11

RPI	S	Opponent	Score	
257	H	VMI	9	6
257	H	VMI	13	7
260	H	The Citadel	11	2
260	H	The Citadel	10	6
260	H	The Citadel	10	9
260	N	The Citadel	4	2
262	H	Bowling Green	1	7
262	H	Bowling Green	12	1
273	H	Purdue	6	19
273	H	Purdue	4	2
273	H	Purdue	9	8
273	H	Purdue	8	2
277	H	La Salle	6	3
277	H	La Salle	4	6
277	H	La Salle	4	9
285	A	UNC Asheville	5	7
285	H	UNC Asheville	9	1
287	A	N.C. A&T	17	5
287	H	N.C. A&T	15	5

Average RPI Win:	240	WON-LOST	WINNING	LAST 15	STRENGTH OF	OPP. STRENGTH	TEAM	ADJ	CONF.	ADJ CONF.	
Average RPI Loss:	194	RECORD	PCT. RANK	GAMES	SCHEDULE	OF SCHEDULE	RPI	RPI	RPI	RPI	
DIV. I ONLY	28-28-0	.5	148	9-6-0	281	286	249	.44996	248	26	26
DIV. I NON-CONF.	10-11-0	.47619	162	0-0-0	294	299	265	.43168	265	26	26
<hr/>											
TOTALS	RPI 1-25	RPI 26-50		W-L RECORDS		RPI 51-100		RPI 101-150		RPI 150+	
28-28-0	0-0-0	1-4-0		OVERALL		0-0-0		0-1-0		27-23-0	
12-11-0	0-0-0	1-3-0		HOME		0-0-0		0-1-0		11-7-0	
13-13-0	0-0-0	0-0-0		AWAY		0-0-0		0-0-0		13-13-0	
3-4-0	0-0-0	0-1-0		NEUTRAL		0-0-0		0-0-0		3-3-0	
10-11-0	0-0-0	0-0-0		NON-CONFERENCE		0-0-0		0-1-0		10-10-0	
4-3-0	0-0-0	0-0-0		HOME		0-0-0		0-1-0		4-2-0	
5-6-0	0-0-0	0-0-		AWAY		0-0-0		0-0-0		5-6-0	
1-2-0	0-0-0	0-0-0		NEUTRAL		0-0-0		0-0-0		1-2-0	
18-17-0	0-0-0	1-4-0		CONFERENCE		0-0-0		0-0-0		17-13-0	
8-8-0	0-0-0	1-3-0		HOME		0-0-0		0-0-0		7-5-0	
8-7-0	0-0-0	0-0-0		AWAY		0-0-0		0-0-0		8-7-0	
2-2-0	0-0-0	0-1-0		NEUTRAL		0-0-0		0-0-0		2-1-0	
RPI	S	Opponent	Score	RPI	S	Opponent	Score	RPI	S	Opponent	Score
				28	H	Bryant	2 6	135	H	St. John's (NY)	1 16
				28	H	Bryant	10 3	157	A	Longwood	3 5
				28	H	Bryant	9 11	157	A	Longwood	3 6
				28	H	Bryant	1 19	157	A	Longwood	3 4
				28	N	Bryant	3 8	159	A	Sacred Heart	5 4
								159	A	Sacred Heart	0 2
								159	A	Sacred Heart	6 9
								159	H	Sacred Heart	5 6
								159	H	Sacred Heart	0 3
								159	H	Sacred Heart	7 8
								159	H	Sacred Heart	7 5
								159	N	Sacred Heart	11 8
								159	N	Sacred Heart	8 9
								202	H	Central Conn. St.	3 2
								202	H	Central Conn. St.	2 1
								202	H	Central Conn. St.	4 8
								202	H	Central Conn. St.	2 1
								202	N	Central Conn. St.	2 0
								242	H	Siena	10 6
								245	A	Lehigh	6 5
								245	A	Lehigh	5 4
								245	H	Lehigh	7 0
								245	H	Lehigh	10 6
								249	H	Hofstra	1 4
								253	A	LIU Brooklyn	9 10
								253	A	LIU Brooklyn	7 8
								253	A	LIU Brooklyn	17 2
LAST 15 GAMES											
				28	N	Bryant	3 8	253	A	LIU Brooklyn	8 7
				159	N	Sacred Heart	11 8	202	H	Central Conn. St.	3 2
				202	N	Central Conn. St.	2 0	202	H	Central Conn. St.	2 1
				159	N	Sacred Heart	8 9				
				253	A	LIU Brooklyn	7 8				

Non-Div. I Games:

Fairleigh Dickinson

253 A LIU Brooklyn	17	2
253 A LIU Brooklyn	9	10

RPI	S	Opponent	Score	
253	A	LIU Brooklyn	8	7
258	A	Wagner	6	4
258	A	Wagner	6	3
258	A	Wagner	3	6
258	A	Wagner	0	7
263	A	NJIT	3	14
264	A	Lafayette	7	6
279	A	NYIT	1	0
279	A	NYIT	0	9
279	H	NYIT	11	1
279	H	NYIT	3	6
289	A	Mt. St. Mary's	1	0
289	A	Mt. St. Mary's	4	1
289	A	Mt. St. Mary's	2	5
289	A	Mt. St. Mary's	17	2
289	H	Mt. St. Mary's	9	4
289	H	Mt. St. Mary's	6	0
289	H	Mt. St. Mary's	4	3
289	H	Mt. St. Mary's	6	13
294	N	UMES	7	5
294	N	UMES	1	5
294	N	UMES	4	6
299	A	Coppin St.	8	15
299	A	Coppin St.	35	24

Fairleigh Dickinson

Average RPI Win:		218	WON-LOST RECORD		WINNING PCT. RANK		LAST 15 GAMES		STRENGTH OF SCHEDULE		OPP. STRENGTH OF SCHEDULE		TEAM RPI		ADJ RPI		CONF. RPI		ADJ CONF. RPI			
Average RPI Loss:		135																				
DIV. I ONLY			15-37-0		.28846 275		2-13-0		173		197		250		.4485 249		14		14			
DIV. I NON-CONF.			10-19-0		.34483 235		1-2-0		201		262		216		.46714 216		15		15			
TOTALS		RPI 1-25		RPI 26-50		W-L RECORDS		RPI 51-100		RPI 101-150		RPI 150+										
15-37-0		0-3-0		0-6-0		OVERALL		3-2-0		0-7-0		12-19-0										
5-10-0		0-0-0		0-0-0		HOME		3-0-0		0-3-0		2-7-0										
9-22-0		0-3-0		0-6-0		AWAY		0-2-0		0-0-0		9-11-0										
1-5-0		0-0-0		0-0-0		NEUTRAL		0-0-0		0-4-0		1-1-0										
10-19-0		0-3-0		0-3-0		NON-CONFERENCE		0-0-0		0-4-0		10-9-0										
1-2-0		0-0-0		0-0-0		HOME		0-0-0		0-0-0		1-2-0										
8-12-0		0-3-0		0-0-		AWAY		0-0-0		0-0-0		8-6-0										
1-5-0		0-0-0		0-0-0		NEUTRAL		0-0-0		0-4-0		1-1-0										
5-18-0		0-0-0		0-3-0		CONFERENCE		3-2-0		0-3-0		2-10-0										
4-8-0		0-0-0		0-0-0		HOME		3-0-0		0-3-0		1-5-0										
1-10-0		0-0-0		0-3-0		AWAY		0-2-0		0-0-0		1-5-0										
0-0-0		0-0-0		0-0-0		NEUTRAL		0-0-0		0-0-0		0-0-0										
RPI	S	Opponent		Score		RPI	S	Opponent		Score		RPI	S	Opponent		Score						
4	A	Texas A&M		2	5	33	A	UNCW		5	10	65	H	Col. of Charleston		4	3	126	N	Missouri	2	12
4	A	Texas A&M		0	5	33	A	UNCW		5	6	65	H	Col. of Charleston		3	1	126	N	Missouri	4	11
4	A	Texas A&M		4	15	33	A	UNCW		4	18	65	H	Col. of Charleston		8	7	126	N	Missouri	2	3
						35	A	Ohio St.		2	4	100	A	William & Mary		10	15	126	N	Missouri	0	8
						35	A	Ohio St.		1	12	100	A	William & Mary		6	14	148	H	Delaware	4	8
						35	A	Ohio St.		1	2							148	H	Delaware	4	8
																		148	H	Delaware	3	13
																		157	A	Longwood	0	2
																		157	A	Longwood	3	4
																		157	A	Longwood	5	6
																		167	H	Northeastern	5	1
																		167	H	Northeastern	1	4
																		167	H	Northeastern	3	18
																		179	H	James Madison	0	6
																		179	H	James Madison	1	9
																		179	H	James Madison	4	15
																		180	A	Monmouth	4	5
																		180	H	Monmouth	4	5
																		182	A	Fairfield	4	5
																		201	H	Fordham	6	7
																		207	A	Elon	8	14
																		207	A	Elon	5	10
																		207	A	Elon	2	7
																		215	A	Manhattan	1	5
																		215	H	Manhattan	14	4
																		225	A	Towson	2	4
																		225	A	Towson	7	3
				LAST 15 GAMES																		
				179	H	James Madison	1	9	167	H	Northeastern	5	1	207	A	Elon	2	7				
				179	H	James Madison	0	6	167	H	Northeastern	3	18	215	A	Manhattan	1	5				
				179	H	James Madison	4	15	33	A	UNCW	4	18	215	H	Manhattan	14	4				
				180	A	Monmouth	4	5						225	A	Towson	2	4				
				246	N	Buffalo	3	11						225	A	Towson	7	3				

Non-Div. I Games:

Hofstra

246	N	Buffalo	2	1
167	H	Northeastern	1	4

RPI	S	Opponent	Score	
225	A	Towson	4	15
246	N	Buffalo	2	1
246	N	Buffalo	3	11
248	A	Fairleigh Dickinson	4	1
253	A	LIU Brooklyn	12	6
254	A	Army West Point	14	8
279	A	NYIT	3	1
295	A	Saint Peter's	11	4
299	A	Coppin St.	17	4
299	A	Coppin St.	17	0
299	A	Coppin St.	15	0

Hofstra

H
o
f
s
t
r
a

H
o
f
s
t
r
a

Average RPI Win: 199		WON-LOST	WINNING	LAST 15	STRENGTH OF		OPP. STRENGTH	TEAM	ADJ	CONF.	ADJ CONF.
Average RPI Loss: 188		RECORD	PCT. RANK	GAMES	SCHEDULE		OF SCHEDULE	RPI	RPI	RPI	RPI
DIV. I ONLY		14-22-0	.38889	229	5-10-0		261	247	248	.44848	25
DIV. I NON-CONF.		7-9-0	.4375	187	0-2-0		233	254	168	.48576	20
TOTALS		RPI 1-25	RPI 26-50		W-L RECORDS		RPI 51-100		RPI 101-150		RPI 150+
14-22-0	0-0-0	0-0-0		OVERALL		0-0-0		2-6-0		12-16-0	
6-5-0	0-0-0	0-0-0		HOME		0-0-0		1-2-0		5-3-0	
7-15-0	0-0-0	0-0-0		AWAY		0-0-0		1-4-0		6-11-0	
1-2-0	0-0-0	0-0-0		NEUTRAL		0-0-0		0-0-0		1-2-0	
7-9-0	0-0-0	0-0-0		NON-CONFERENCE		0-0-0		1-3-0		6-6-0	
1-0-0	0-0-0	0-0-0		HOME		0-0-0		1-0-0		0-0-0	
5-7-0	0-0-0	0-0-		AWAY		0-0-0		0-3-0		5-4-0	
1-2-0	0-0-0	0-0-0		NEUTRAL		0-0-0		0-0-0		1-2-0	
7-13-0	0-0-0	0-0-0		CONFERENCE		0-0-0		1-3-0		6-10-0	
5-5-0	0-0-0	0-0-0		HOME		0-0-0		0-2-0		5-3-0	
2-8-0	0-0-0	0-0-0		AWAY		0-0-0		1-1-0		1-7-0	
0-0-0	0-0-0	0-0-0		NEUTRAL		0-0-0		0-0-0		0-0-0	
RPI S	Opponent	Score	RPI S	Opponent	Score	RPI S	Opponent	Score	RPI S	Opponent	Score
									105 A	Princeton	4 3
									105 A	Princeton	2 7
									105 H	Princeton	3 4
									105 H	Princeton	1 6
									109 H	Binghamton	3 2
									144 A	UCF	3 4
									144 A	UCF	3 8
									144 A	UCF	0 16
									167 N	Northeastern	0 11
									167 N	Northeastern	7 5
									167 N	Northeastern	0 6
									178 H	Columbia	7 4
									178 H	Columbia	4 3
									178 H	Columbia	9 3
									178 H	Columbia	4 14
									189 A	Wofford	12 5
									189 A	Wofford	1 5
									189 A	Wofford	6 2
									196 A	Canisius	0 1
									196 A	Canisius	4 6
									210 A	Yale	2 4
									210 A	Yale	8 9
									224 H	Dartmouth	3 9
									224 H	Dartmouth	1 3
									233 A	Penn	7 4
									233 A	Penn	2 3
									233 A	Penn	2 13
									233 A	Penn	2 13
Non-Div. I Games:			Rollins	5 6	Rollins	5 13					

Cornell

196	A	Canisius	4	6
233	A	Penn	5	16

RPI	S	Opponent	Score	
233	A	Penn	5	16
235	A	Brown	2	4
235	A	Brown	6	7
236	H	Harvard	6	4
236	H	Harvard	5	1
261	A	Bucknell	3	2
261	A	Bucknell	8	6
261	A	Bucknell	5	2
261	A	Bucknell	3	12

**M
a
s
s
a
c
h
u
s
e
t
t
s**

Massachusetts

113	A	Rhode Island	8	11
113	A	Rhode Island	1	3

RPI	S	Opponent	Score	
238	A	Charleston So.	8	12
238	A	Charleston So.	2	7
238	A	Charleston So.	1	3
240	N	Maine	5	3
240	N	Maine	10	1
254	N	Army West Point	5	6
254	N	Army West Point	3	10
254	N	Army West Point	6	2
274	H	George Mason	2	1
274	H	George Mason	4	2
274	H	George Mason	2	1
277	H	La Salle	8	2
277	H	La Salle	3	5
277	H	La Salle	8	3

Massachusetts

M
a
s
s
a
c
h
u
s
e
t
t
s

M
a
s
s
a
c
h
u
s
e
t
t
s

Average RPI Win: 238		WON-LOST RECORD	WINNING PCT. RANK	LAST 15 GAMES	STRENGTH OF SCHEDULE	OPP. STRENGTH OF SCHEDULE	TEAM RPI	ADJ RPI	CONF. RPI	ADJ CONF. RPI			
Average RPI Loss: 177													
DIV. I ONLY		24-27-0	.47059	177	6-9-0	279	274	252	.44553	252	29	29	
DIV. I NON-CONF.		11-14-0	.44	183	2-2-0	185	248	181	.48138	181	28	28	
<hr/>													
TOTALS		RPI 1-25		RPI 26-50		W-L RECORDS		RPI 51-100		RPI 101-150		RPI 150+	
24-27-0		0-0-0		0-0-0		OVERALL		0-7-0		2-3-0		22-17-0	
14-9-0		0-0-0		0-0-0		HOME		0-1-0		1-1-0		13-7-0	
9-14-0		0-0-0		0-0-0		AWAY		0-6-0		1-2-0		8-6-0	
1-4-0		0-0-0		0-0-0		NEUTRAL		0-0-0		0-0-0		1-4-0	
<hr/>													
11-14-0		0-0-0		0-0-0		NON-CONFERENCE		0-7-0		2-3-0		9-4-0	
5-3-0		0-0-0		0-0-0		HOME		0-1-0		1-1-0		4-1-0	
5-9-0		0-0-0		0-0-		AWAY		0-6-0		1-2-0		4-1-0	
1-2-0		0-0-0		0-0-0		NEUTRAL		0-0-0		0-0-0		1-2-0	
<hr/>													
13-13-0		0-0-0		0-0-0		CONFERENCE		0-0-0		0-0-0		13-13-0	
9-6-0		0-0-0		0-0-0		HOME		0-0-0		0-0-0		9-6-0	
4-5-0		0-0-0		0-0-0		AWAY		0-0-0		0-0-0		4-5-0	
0-2-0		0-0-0		0-0-0		NEUTRAL		0-0-0		0-0-0		0-2-0	
<hr/>													
RPI	S	Opponent	Score	RPI	S	Opponent	Score	RPI	S	Opponent	Score		
						66 H	Hartford	3	5	106 A	High Point	7	9
						74 A	VCU	6	7	106 A	High Point	2	4
						74 A	VCU	0	3	106 A	High Point	8	6
						74 A	VCU	0	3	109 H	Binghamton	7	15
						76 A	UNCG	4	16	109 H	Binghamton	6	1
						76 A	UNCG	6	8	167 A	Davidson	3	4
						76 A	UNCG	3	16	175 N	Air Force	4	8
										180 H	Monmouth	2	1
										180 H	Monmouth	3	5
										180 H	Monmouth	9	11
										180 N	Monmouth	6	9
										196 N	Canisius	8	15
										211 H	Albany (NY)	2	0
										215 H	Manhattan	13	7
										215 H	Manhattan	14	2
										215 H	Manhattan	2	8
										216 H	Quinnipiac	4	2
										216 H	Quinnipiac	5	2
										216 H	Quinnipiac	6	0
										219 H	UMass Lowell	6	3
										242 A	Siena	8	9
										242 A	Siena	3	6
										242 A	Siena	9	10
						180 N	Monmouth	6	9	246 N	Buffalo	8	3
						196 N	Canisius	8	15	254 N	Army West Point	3	8
						242 A	Siena	9	10	258 H	Wagner	2	4
						242 A	Siena	8	9	258 H	Wagner	7	3
						242 A	Siena	3	6				

Non-Div. I Games:

Marist

269	A	Rider	4	1
269	A	Rider	6	2

RPI	S	Opponent	Score	
258	H	Wagner	10	5
263	A	NJIT	4	2
266	H	Niagara	12	1
266	H	Niagara	3	2
266	H	Niagara	3	7
269	A	Rider	4	1
269	A	Rider	6	2
269	A	Rider	12	4
284	A	Iona	1	2
284	A	Iona	2	3
284	A	Iona	7	6
291	A	Delaware St.	15	0
291	A	Delaware St.	4	2
291	A	Delaware St.	4	3
295	H	Saint Peter's	4	6
295	H	Saint Peter's	1	3
295	H	Saint Peter's	9	2

Marist

M
a
r
i
s
t

M
a
r
i
s
t

Average RPI Win:	229	WON-LOST	WINNING	LAST 15	STRENGTH OF	OPP. STRENGTH	TEAM	ADJ	CONF.	ADJ CONF.	
Average RPI Loss:	167	RECORD	PCT. RANK	GAMES	SCHEDULE	OF SCHEDULE	RPI	RPI	RPI	RPI	
DIV. I ONLY	19-35-0	.35185	248	7-8-0	238	262	254	.44481	253	26	26
DIV. I NON-CONF.	6-18-0	.25	270	0-1-0	286	246	280	.41469	280	26	26
<hr/>											
TOTALS	RPI 1-25	RPI 26-50		W-L RECORDS		RPI 51-100		RPI 101-150		RPI 150+	
19-35-0	0-0-0	1-8-0		OVERALL		0-0-0		1-6-0		17-21-0	
7-12-0	0-0-0	1-3-0		HOME		0-0-0		0-0-0		6-9-0	
12-22-0	0-0-0	0-5-0		AWAY		0-0-0		1-6-0		11-11-0	
0-1-0	0-0-0	0-0-0		NEUTRAL		0-0-0		0-0-0		0-1-0	
<hr/>											
6-18-0	0-0-0	0-3-0		NON-CONFERENCE		0-0-0		1-6-0		5-9-0	
0-3-0	0-0-0	0-0-0		HOME		0-0-0		0-0-0		0-3-0	
6-14-0	0-0-0	0-0-		AWAY		0-0-0		1-6-0		5-5-0	
0-1-0	0-0-0	0-0-0		NEUTRAL		0-0-0		0-0-0		0-1-0	
<hr/>											
13-17-0	0-0-0	1-5-0		CONFERENCE		0-0-0		0-0-0		12-12-0	
7-9-0	0-0-0	1-3-0		HOME		0-0-0		0-0-0		6-6-0	
6-8-0	0-0-0	0-2-0		AWAY		0-0-0		0-0-0		6-6-0	
0-0-0	0-0-0	0-0-0		NEUTRAL		0-0-0		0-0-0		0-0-0	
<hr/>											
RPI	S	Opponent	Score	RPI	S	Opponent	Score	RPI	S	Opponent	Score
				27	A	Fla. Atlantic	3 4	135	A	St. John's (NY)	7 17
				27	A	Fla. Atlantic	2 17	144	A	UCF	2 5
				27	A	Fla. Atlantic	1 5	144	A	UCF	3 4
				28	A	Bryant	1 3	144	A	UCF	7 12
				28	A	Bryant	1 5	147	A	Seton Hall	6 3
				28	H	Bryant	3 7	147	A	Seton Hall	1 6
				28	H	Bryant	7 2	147	A	Seton Hall	0 10
				28	H	Bryant	8 21	159	A	Sacred Heart	8 3
				28	H	Bryant	5 15	159	A	Sacred Heart	12 2
								159	A	Sacred Heart	4 0
								159	A	Sacred Heart	4 11
								159	H	Sacred Heart	0 5
								159	H	Sacred Heart	0 8
								159	H	Sacred Heart	2 5
								159	H	Sacred Heart	0 11
								160	H	Stony Brook	1 8
								202	A	Central Conn. St.	4 13
								202	A	Central Conn. St.	1 3
								202	A	Central Conn. St.	1 4
								202	A	Central Conn. St.	2 0
								240	N	Maine	2 3
								243	A	Villanova	3 4
								248	H	Fairleigh Dickinson	8 7
				159	A	Sacred Heart	4 11	243	A	Villanova	3 4
				159	A	Sacred Heart	12 2	248	H	Fairleigh Dickinson	10 9
				159	A	Sacred Heart	4 0	28	H	Bryant	5 15
				159	A	Sacred Heart	8 3	248	H	Fairleigh Dickinson	7 8
				248	H	Fairleigh Dickinson	8 7	248	H	Fairleigh Dickinson	2 17
								249	H	Hofstra	6 12

Non-Div. I Games:

LIU Brooklyn

248 H Fairleigh Dickinson	2	17
248 H Fairleigh Dickinson	7	8

RPI	S	Opponent	Score	
258	H	Wagner	9	1
258	H	Wagner	5	3
258	H	Wagner	5	2
258	H	Wagner	4	1
274	A	George Mason	10	7
274	A	George Mason	11	2
274	A	George Mason	8	9
275	A	Incarnate Word	2	8
275	A	Incarnate Word	10	7
275	A	Incarnate Word	4	7
279	H	NYIT	3	4
288	A	Savannah St.	4	3
288	A	Savannah St.	11	3
288	A	Savannah St.	2	3
289	A	Mt. St. Mary's	6	1
289	A	Mt. St. Mary's	4	5
289	A	Mt. St. Mary's	1	2
289	A	Mt. St. Mary's	6	2

Average RPI Win: 208		WON-LOST	WINNING	LAST 15	STRENGTH OF		OPP. STRENGTH	TEAM	ADJ	CONF.	ADJ CONF.						
Average RPI Loss: 181		RECORD	PCT. RANK	GAMES	SCHEDULE		OF SCHEDULE	RPI	RPI	RPI	RPI						
DIV. I ONLY		16-32-0	.33333	258	4-11-0		182	277	255	.44438	254	27	27				
DIV. I NON-CONF.		10-19-0	.34483	235	1-3-0		131	283	223	.4641	223	29	29				

TOTALS		RPI 1-25		RPI 26-50		W-L RECORDS		RPI 51-100		RPI 101-150		RPI 150+					
16-32-0		0-0-0		0-1-0		OVERALL		1-4-0		1-8-0		14-19-0					
4-13-0		0-0-0		0-0-0		HOME		0-0-0		0-1-0		4-12-0					
5-14-0		0-0-0		0-0-0		AWAY		1-4-0		1-5-0		3-5-0					
7-5-0		0-0-0		0-1-0		NEUTRAL		0-0-0		0-2-0		7-2-0					
10-19-0		0-0-0		0-1-0		NON-CONFERENCE		1-4-0		1-4-0		8-10-0					
0-6-0		0-0-0		0-0-0		HOME		0-0-0		0-1-0		0-5-0					
3-8-0		0-0-0		0-0-		AWAY		1-4-0		1-1-0		1-3-0					
7-5-0		0-0-0		0-1-0		NEUTRAL		0-0-0		0-2-0		7-2-0					
6-13-0		0-0-0		0-0-0		CONFERENCE		0-0-0		0-4-0		6-9-0					
4-7-0		0-0-0		0-0-0		HOME		0-0-0		0-0-0		4-7-0					
2-6-0		0-0-0		0-0-0		AWAY		0-0-0		0-4-0		2-2-0					
0-0-0		0-0-0		0-0-0		NEUTRAL		0-0-0		0-0-0		0-0-0					
RPI	S	Opponent		Score		RPI	S	Opponent		Score		RPI	S	Opponent		Score	
						28	N	Bryant		1	6	66	A	Hartford		4	14
												66	A	Hartford		3	4
												76	A	UNCG		6	10
												76	A	UNCG		2	16
												76	A	UNCG		6	4
												122	N	Penn St.		0	11
												122	N	Penn St.		4	5
												145	A	Navy		2	6
												145	A	Navy		2	3
												145	A	Navy		1	3
												145	A	Navy		3	7
												147	A	Seton Hall		0	11
												147	A	Seton Hall		8	2
												147	H	Seton Hall		4	9
												156	A	Holy Cross		2	6
												156	A	Holy Cross		3	0
												156	A	Holy Cross		6	1
												156	A	Holy Cross		3	6
												165	A	Middle Tenn.		9	1
												178	H	Columbia		3	13
												180	N	Monmouth		6	5
												191	A	Belmont		7	20
												194	A	Lipscomb		6	8
												197	N	North Dakota St.		6	3
												215	H	Manhattan		2	3
												219	H	UMass Lowell		5	7
												236	N	Harvard		6	4
												236	N	Harvard		3	5
												236	N	Harvard		13	12
												242	H	Siena		6	13
												245	H	Lehigh		4	7
												245	H	Lehigh		5	2

LAST 15 GAMES																	
						66	A	Hartford		3	4	145	A	Navy		1	3
						66	A	Hartford		4	14	145	A	Navy		2	3
						245	H	Lehigh		5	2	145	A	Navy		2	6
						245	H	Lehigh		4	7						
						245	H	Lehigh		1	3						

Non-Div. I Games:

Army West Point

252	N	Marist	8	3
145	A	Navy	3	7

RPI	S	Opponent	Score	
245	H	Lehigh	1	3
249	H	Hofstra	8	14
251	N	Massachusetts	2	6
251	N	Massachusetts	10	3
251	N	Massachusetts	6	5
252	N	Marist	8	3
261	H	Bucknell	3	2
261	H	Bucknell	7	4
261	H	Bucknell	2	4
261	H	Bucknell	2	6
264	H	Lafayette	9	3
264	H	Lafayette	2	11
264	H	Lafayette	0	4
264	H	Lafayette	3	6
279	A	NYIT	2	3

A
r
m
y
W
e
s
t
P
o
i
n
t

A
r
m
y
W
e
s
t
P
o
i
n
t

Average RPI Win: 175		WON-LOST	WINNING	LAST 15	STRENGTH OF		OPP. STRENGTH	TEAM	ADJ		CONF.	ADJ CONF.
Average RPI Loss: 114		RECORD	PCT. RANK	GAMES	SCHEDULE		OF SCHEDULE	RPI	RPI		RPI	RPI
DIV. I ONLY		15-38-0	.28302	278	5-10-0		186	135	253		7	7
DIV. I NON-CONF.		8-21-0	.27586	265	0-5-0		258	170	274		7	7
TOTALS		RPI 1-25	RPI 26-50		W-L RECORDS		RPI 51-100		RPI 101-150		RPI 150+	
15-38-0		0-0-0	2-11-0		OVERALL		2-9-0		3-7-0		8-11-0	
5-14-0		0-0-0	0-6-0		HOME		0-4-0		1-3-0		4-1-0	
8-19-0		0-0-0	2-4-0		AWAY		0-3-0		2-4-0		4-8-0	
2-5-0		0-0-0	0-1-0		NEUTRAL		2-2-0		0-0-0		0-2-0	
8-21-0		0-0-0	0-1-0		NON-CONFERENCE		2-6-0		1-3-0		5-11-0	
2-5-0		0-0-0	0-0-0		HOME		0-4-0		1-0-0		1-1-0	
4-11-0		0-0-0	0-0-		AWAY		0-0-0		0-3-0		4-8-0	
2-5-0		0-0-0	0-1-0		NEUTRAL		2-2-0		0-0-0		0-2-0	
7-17-0		0-0-0	2-10-0		CONFERENCE		0-3-0		2-4-0		3-0-0	
3-9-0		0-0-0	0-6-0		HOME		0-0-0		0-3-0		3-0-0	
4-8-0		0-0-0	2-4-0		AWAY		0-3-0		2-1-0		0-0-0	
0-0-0		0-0-0	0-0-0		NEUTRAL		0-0-0		0-0-0		0-0-0	
RPI S	Opponent	Score	RPI S	Opponent	Score	RPI S	Opponent	Score	RPI S	Opponent	Score	
			35 A	Ohio St.	4 5	68 H	California	3 15	107 A	Rutgers	12 10	
			35 A	Ohio St.	6 5	68 H	California	2 13	107 A	Rutgers	5 1	
			35 A	Ohio St.	2 5	68 H	California	0 15	107 A	Rutgers	7 10	
			38 H	Michigan	9 11	68 H	California	0 16	111 H	Bradley	5 1	
			38 H	Michigan	3 12	88 N	Nevada	2 11	119 A	Cincinnati	5 6	
			38 H	Michigan	4 10	88 N	Nevada	6 10	119 A	Cincinnati	3 10	
			39 N	Boston College	3 6	88 N	Nevada	5 1	119 A	Cincinnati	0 1	
			47 A	Nebraska	2 3	88 N	Nevada	4 2	122 H	Penn St.	2 8	
			47 A	Nebraska	7 8	99 A	Indiana	6 7	122 H	Penn St.	3 11	
			47 A	Nebraska	11 3	99 A	Indiana	3 4	122 H	Penn St.	2 4	
			50 H	Minnesota	0 8	99 A	Indiana	1 2	164 A	Miami (OH)	4 5	
			50 H	Minnesota	1 10				188 A	San Diego St.	13 7	
			50 H	Minnesota	5 6				188 A	San Diego St.	6 11	
									188 A	San Diego St.	10 15	
									190 A	Ill.-Chicago	4 5	
									190 A	Ill.-Chicago	2 11	
									190 H	Ill.-Chicago	0 7	
									220 N	Illinois St.	4 10	
									227 A	Pacific	14 5	
									227 A	Pacific	3 1	
									227 A	Pacific	3 7	
									227 A	Pacific	3 7	
									244 A	Northern Ky.	1 7	
			107 A	Rutgers	7 10	273 H	Purdue	3 0	273 H	Purdue	7 3	
			107 A	Rutgers	12 10	273 H	Purdue	7 4	273 H	Purdue	7 4	
			107 A	Rutgers	5 1	273 H	Purdue	7 3	273 H	Purdue	3 0	
			68 H	California	0 15				276 N	Butler	9 10	
			68 H	California	3 15							

Non-Div. I Games: Saint Leo 3 5

Northwestern

68	H	California	2	13
68	H	California	0	16

RPI	S	Opponent	Score	
293	A	Chicago St.	12	10
293	H	Chicago St.	11	5

N
o
r
t
h
w
e
s
t
e
r
n

N
o
r
t
h
w
e
s
t
e
r
n

Northwestern

Average RPI Win: 207		WON-LOST	WINNING	LAST 15	STRENGTH OF		OPP. STRENGTH	TEAM	ADJ	CONF.	ADJ CONF.
Average RPI Loss: 127		RECORD	PCT. RANK	GAMES	SCHEDULE		OF SCHEDULE	RPI	RPI	RPI	RPI
DIV. I ONLY		19-37-0	.33929	256	10-5-0		157	215	256	.44383	256
DIV. I NON-CONF.		6-21-0	.22222	279	1-1-0		45	84	240	.45373	240
TOTALS		RPI 1-25	RPI 26-50		W-L RECORDS		RPI 51-100		RPI 101-150		RPI 150+
19-37-0		1-2-0	0-2-0		OVERALL		0-7-0		6-17-0		12-9-0
13-18-0		0-1-0	0-1-0		HOME		0-4-0		4-6-0		9-6-0
5-14-0		1-1-0	0-0-0		AWAY		0-1-0		2-9-0		2-3-0
1-5-0		0-0-0	0-1-0		NEUTRAL		0-2-0		0-2-0		1-0-0
6-21-0		1-2-0	0-2-0		NON-CONFERENCE		0-7-0		4-8-0		1-2-0
3-13-0		0-1-0	0-1-0		HOME		0-4-0		2-5-0		1-2-0
3-5-0		1-1-0	0-0-		AWAY		0-1-0		2-3-0		0-0-0
0-3-0		0-0-0	0-1-0		NEUTRAL		0-2-0		0-0-0		0-0-0
13-16-0		0-0-0	0-0-0		CONFERENCE		0-0-0		2-9-0		11-7-0
10-5-0		0-0-0	0-0-0		HOME		0-0-0		2-1-0		8-4-0
2-9-0		0-0-0	0-0-0		AWAY		0-0-0		0-6-0		2-3-0
1-2-0		0-0-0	0-0-0		NEUTRAL		0-0-0		0-2-0		1-0-0
RPI S	Opponent	Score		RPI S	Opponent	Score		RPI S	Opponent	Score	
21 A	Arizona	1	4	42 H	Cal St. Fullerton	3	8	57 N	St. Mary's (CA)	4	10
23 A	UC Santa Barbara	5	4	46 N	Northwestern St.	7	9	57 N	St. Mary's (CA)	7	10
23 H	UC Santa Barbara	4	10					69 H	Oklahoma	4	6
								69 H	Oklahoma	7	10
								69 H	Oklahoma	3	6
								69 H	Oklahoma	0	13
								92 A	Fresno St.	4	6

Non-Div. I Games:

CSU Bakersfield

290	H	North Dakota	15	2
124	H	Cal Poly	4	6

RPI	S	Opponent	Score	
172	H	Sacramento St.	4	3
172	H	Sacramento St.	3	6
213	H	Grand Canyon	3	9
213	H	Grand Canyon	6	9
213	H	Grand Canyon	4	9
268	A	Northern Colo.	2	9
268	A	Northern Colo.	3	6
268	N	Northern Colo.	11	6
281	A	UTRGV	0	5
281	A	UTRGV	5	0
281	A	UTRGV	11	6
290	H	North Dakota	15	2
290	H	North Dakota	16	2
290	H	North Dakota	10	6
293	H	Chicago St.	6	5
293	H	Chicago St.	14	3
293	H	Chicago St.	4	2

CSU Bakersfield

C
S
U
B
a
k
e
r
s
f
i
e
l
d

C
S
U
B
a
k
e
r
s
f
i
e
l
d

VMI

Average RPI Win: 207		WON-LOST RECORD		WINNING PCT. RANK		LAST 15 GAMES		STRENGTH OF SCHEDULE		OPP. STRENGTH OF SCHEDULE		TEAM RPI		ADJ RPI		CONF. RPI		ADJ CONF. RPI	
DIV. I ONLY		21-35-0		.375 236		3-12-0		209		203		257		.44299 257		18		18	
DIV. I NON-CONF.		17-14-0		.54839 117		1-1-0		226		247		186		.47885 186		21		21	
TOTALS		RPI 1-25		RPI 26-50		W-L RECORDS		RPI 51-100		RPI 101-150		RPI 150+							
21-35-0		0-2-0		0-0-0		OVERALL		2-9-0		4-8-0		15-16-0							
16-15-0		0-0-0		0-0-0		HOME		1-1-0		3-6-0		12-8-0							
3-18-0		0-2-0		0-0-0		AWAY		1-8-0		1-2-0		1-6-0							
2-2-0		0-0-0		0-0-0		NEUTRAL		0-0-0		0-0-0		2-2-0							
17-14-0		0-2-0		0-0-0		NON-CONFERENCE		1-4-0		2-1-0		14-7-0							
14-5-0		0-0-0		0-0-0		HOME		1-1-0		2-1-0		11-3-0							
1-8-0		0-2-0		0-0-		AWAY		0-3-0		0-0-0		1-3-0							
2-1-0		0-0-0		0-0-0		NEUTRAL		0-0-0		0-0-0		2-1-0							
4-21-0		0-0-0		0-0-0		CONFERENCE		1-5-0		2-7-0		1-9-0							
2-10-0		0-0-0		0-0-0		HOME		0-0-0		1-5-0		1-5-0							
2-10-0		0-0-0		0-0-0		AWAY		1-5-0		1-2-0		0-3-0							
0-1-0		0-0-0		0-0-0		NEUTRAL		0-0-0		0-0-0		0-1-0							
RPI	S	Opponent		Score		RPI	S	Opponent		Score		RPI	S	Opponent		Score			
17	A	Virginia		1	18							103	H	Western Caro.		11	14		
25	A	Wake Forest		4	8							74	H	VCU		7	21		
												76	A	UNCG		1	6		
												76	A	UNCG		6	11		
												76	A	UNCG		4	10		
												80	A	Old Dominion		2	8		
												80	A	Old Dominion		5	6		
												80	H	Old Dominion		8	6		
												94	A	Mercer		6	10		
												94	A	Mercer		4	3		
												94	A	Mercer		2	7		
																</			

131	H	Furman	4	15
131	H	Furman	10	6

RPI	S	Opponent	Score	
247	A	ETSU	5	15
247	A	ETSU	7	13
260	H	The Citadel	2	10
260	H	The Citadel	8	3
260	H	The Citadel	2	4
260	N	The Citadel	2	3
264	H	Lafayette	8	5
264	H	Lafayette	8	2
264	H	Lafayette	4	2
269	H	Rider	5	2
269	H	Rider	1	2
269	H	Rider	4	1
274	H	George Mason	20	17
294	H	UMES	23	2
294	H	UMES	14	1
294	H	UMES	7	3

Average RPI Win: 233		WON-LOST RECORD		WINNING PCT. RANK		LAST 15 GAMES		STRENGTH OF SCHEDULE		OPP. STRENGTH OF SCHEDULE		TEAM RPI		ADJ RPI		CONF. RPI		ADJ CONF. RPI			
DIV. I ONLY		19-33-0		.36538 239		8-7-0		246		273		258		.44295 258		26		26			
DIV. I NON-CONF.		6-14-0		.3 259		1-2-0		66		287		183		.48011 183		26		26			
TOTALS		RPI 1-25		RPI 26-50		W-L RECORDS		RPI 51-100		RPI 101-150		RPI 150+									
19-33-0		0-2-0		0-4-0		OVERALL		0-3-0		0-3-0		19-21-0									
9-11-0		0-0-0		0-0-0		HOME		0-0-0		0-1-0		9-10-0									
10-22-0		0-2-0		0-4-0		AWAY		0-3-0		0-2-0		10-11-0									
0-0-0		0-0-0		0-0-0		NEUTRAL		0-0-0		0-0-0		0-0-0									
6-14-0		0-2-0		0-0-0		NON-CONFERENCE		0-3-0		0-3-0		6-6-0									
1-3-0		0-0-0		0-0-0		HOME		0-0-0		0-1-0		1-2-0									
5-11-0		0-2-0		0-0-		AWAY		0-3-0		0-2-0		5-4-0									
0-0-0		0-0-0		0-0-0		NEUTRAL		0-0-0		0-0-0		0-0-0									
13-19-0		0-0-0		0-4-0		CONFERENCE		0-0-0		0-0-0		13-15-0									
8-8-0		0-0-0		0-0-0		HOME		0-0-0		0-0-0		8-8-0									
5-11-0		0-0-0		0-4-0		AWAY		0-0-0		0-0-0		5-7-0									
0-0-0		0-0-0		0-0-0		NEUTRAL		0-0-0		0-0-0		0-0-0									
RPI S	Opponent		Score		RPI S	Opponent		Score		RPI S	Opponent		Score		RPI S	Opponent		Score			
17 A	Virginia		7	20	28 A	Bryant		0	7	74 A	VCU		2	3	107 H	Rutgers		0	8		
17 A	Virginia		2	6	28 A	Bryant		1	5	74 A	VCU		3	4	135 A	St. John's (NY)		5	9		
					28 A	Bryant		4	10	74 A	VCU		5	9	147 A	Seton Hall		2	9		
					28 A	Bryant		2	3						157 A	Longwood		6	4		
															157 A	Longwood		0	6		
															157 A	Longwood		3	6		
															159 H	Sacred Heart		6	1		
															159 H	Sacred Heart		7	2		
															159 H	Sacred Heart		8	5		
															159 H	Sacred Heart		6	4		
															201 A	Fordham		2	0		
															201 H	Fordham		5	6		
															201 H	Fordham		3	4		
															202 A	Central Conn. St.		1	2		
															202 A	Central Conn. St.		4	6		
															202 A	Central Conn. St.		1	8		
															202 A	Central Conn. St.		7	2		
															202 H	Central Conn. St.		16	2		
															202 H	Central Conn. St.		2	8		
															202 H	Central Conn. St.		4	5		
															202 H	Central Conn. St.		0	2		
															248 H	Fairleigh Dickinson		6	3		
															248 H	Fairleigh Dickinson		4	6		
															248 H	Fairleigh Dickinson		3	6		
															248 H	Fairleigh Dickinson		7	0		
															252 A	Marist		4	2		
															252 A	Marist		3	7		
															252 A	Marist		4	2		
															252 A	Marist		3	7		
				LAST 15 GAMES																	
				202 A	Central Conn. St.		4	6	159 H	Sacred Heart		7	2								
				202 A	Central Conn. St.		1	2	252 A	Marist		4	2								
				202 A	Central Conn. St.		1	8	252 A	Marist		3	7								
				202 A	Central Conn. St.		7	2													
				159 H	Sacred Heart		8	5													

Non-Div. I Games:

Wagner

159	H	Sacred Heart	6	4
159	H	Sacred Heart	6	1

RPI	S	Opponent	Score	
252	A	Marist	5	10
253	A	LIU Brooklyn	3	5
253	A	LIU Brooklyn	1	9
253	A	LIU Brooklyn	1	4
253	A	LIU Brooklyn	2	5
270	A	Norfolk St.	6	1
270	A	Norfolk St.	8	1
289	A	Mt. St. Mary's	20	4
289	A	Mt. St. Mary's	14	6
289	A	Mt. St. Mary's	17	4
289	A	Mt. St. Mary's	2	0
289	H	Mt. St. Mary's	5	6
289	H	Mt. St. Mary's	9	8
289	H	Mt. St. Mary's	1	2
289	H	Mt. St. Mary's	0	3
295	H	Saint Peter's	13	6

W
a
g
n
e
r

W
a
g
n
e
r

Average RPI Win: 181		WON-LOST	WINNING	LAST 15	STRENGTH OF		OPP. STRENGTH	TEAM	ADJ		CONF.	ADJ CONF.
Average RPI Loss: 135		RECORD	PCT. RANK	GAMES	SCHEDULE		OF SCHEDULE	RPI	RPI		RPI	RPI
DIV. I ONLY		14-38-0	.26923	281	4-11-0		145	210	259		19	19
DIV. I NON-CONF.		9-17-0	.34615	234	2-2-0		120	204	182		14	14
TOTALS		RPI 1-25	RPI 26-50		W-L RECORDS		RPI 51-100		RPI 101-150		RPI 150+	
14-38-0		0-0-0	0-5-0		OVERALL		1-8-0		4-13-0		9-12-0	
7-14-0		0-0-0	0-2-0		HOME		1-1-0		1-4-0		5-7-0	
7-24-0		0-0-0	0-3-0		AWAY		0-7-0		3-9-0		4-5-0	
0-0-0		0-0-0	0-0-0		NEUTRAL		0-0-0		0-0-0		0-0-0	
9-17-0		0-0-0	0-0-0		NON-CONFERENCE		1-8-0		3-4-0		5-5-0	
3-4-0		0-0-0	0-0-0		HOME		1-1-0		0-0-0		2-3-0	
6-13-0		0-0-0	0-0-		AWAY		0-7-0		3-4-0		3-2-0	
0-0-0		0-0-0	0-0-0		NEUTRAL		0-0-0		0-0-0		0-0-0	
5-21-0		0-0-0	0-5-0		CONFERENCE		0-0-0		1-9-0		4-7-0	
4-10-0		0-0-0	0-2-0		HOME		0-0-0		1-4-0		3-4-0	
1-11-0		0-0-0	0-3-0		AWAY		0-0-0		0-5-0		1-3-0	
0-0-0		0-0-0	0-0-0		NEUTRAL		0-0-0		0-0-0		0-0-0	
RPI S	Opponent	Score	RPI S	Opponent	Score	RPI S	Opponent	Score	RPI S	Opponent	Score	
			41 A	Wright St.	4 9	62 A	West Virginia	3 13	122 A	Penn St.	1 6	
			41 A	Wright St.	0 8	71 A	Kent St.	2 5	126 A	Missouri	4 3	
			41 A	Wright St.	2 9	71 H	Kent St.	11 10	126 A	Missouri	3 2	
			41 H	Wright St.	3 7	83 A	Pittsburgh	3 5	126 A	Missouri	3 8	
			41 H	Wright St.	0 10	83 H	Pittsburgh	5 17	132 A	Western Ky.	3 5	
						92 A	Fresno St.	5 6	132 A	Western Ky.	1 11	
						92 A	Fresno St.	1 6	132 A	Western Ky.	8 7	
						92 A	Fresno St.	3 8	137 A	Valparaiso	1 6	
						92 A	Fresno St.	0 11	137 A	Valparaiso	5 7	
									137 A	Valparaiso	0 4	
									137 H	Valparaiso	7 6	
									137 H	Valparaiso	7 15	
									143 A	Milwaukee	3 4	
									143 A	Milwaukee	0 6	
									143 H	Milwaukee	3 22	
									143 H	Milwaukee	3 10	
									143 H	Milwaukee	0 1	
									166 H	Oakland	1 9	
									166 H	Oakland	7 2	
									190 A	Ill.-Chicago	2 7	
									190 A	Ill.-Chicago	1 0	
									190 H	Ill.-Chicago	9 1	
									190 H	Ill.-Chicago	1 15	
									191 A	Belmont	3 4	
									191 A	Belmont	7 3	
									191 A	Belmont	6 12	
									196 H	Canisius	2 4	
LAST 15 GAMES												
			137 A	Valparaiso	5 7	137 H	Valparaiso	7 15				
			137 A	Valparaiso	1 6	262 A	Bowling Green	9 5				
			137 A	Valparaiso	0 4	83 A	Pittsburgh	3 5				
			71 H	Kent St.	11 10							
			244 A	Northern Ky.	8 12							

Non-Div. I Games:

Youngstown St.

244 A Northern Ky.	7	8
137 H Valparaiso	7	6

RPI	S	Opponent	Score	
196	H	Canisius	2	10
196	H	Canisius	8	4
203	H	Toledo	4	6
237	A	Ohio	8	5
244	A	Northern Ky.	8	12
244	A	Northern Ky.	7	8
244	H	Northern Ky.	5	11
244	H	Northern Ky.	3	1
244	H	Northern Ky.	8	9
262	A	Bowling Green	9	5
262	H	Bowling Green	2	0

Youngstown St.

Y
o
u
n
g
s
t
o
w
n
s
t
.

Y
o
u
n
g
s
t
o
w
n
s
t
.

Average RPI Win:		196	WON-LOST RECORD		WINNING PCT. RANK		LAST 15 GAMES		STRENGTH OF SCHEDULE		OPP. STRENGTH OF SCHEDULE		TEAM RPI		ADJ RPI		CONF. RPI		ADJ CONF. RPI										
DIV. I ONLY			17-42-0		.28814	277	2-13-0		140		160		260		.4409	260	18		18										
DIV. I NON-CONF.			10-22-0		.3125	249	0-2-0		158		116		256		.44105	256	21		21										
TOTALS		RPI 1-25		RPI 26-50		W-L RECORDS		RPI 51-100		RPI 101-150		RPI 150+																	
17-42-0		0-5-0		0-0-0		OVERALL		2-10-0		2-10-0		13-17-0																	
12-19-0		0-3-0		0-0-0		HOME		1-5-0		2-7-0		9-4-0																	
4-21-0		0-2-0		0-0-0		AWAY		1-4-0		0-3-0		3-12-0																	
1-2-0		0-0-0		0-0-0		NEUTRAL		0-1-0		0-0-0		1-1-0																	
10-22-0		0-5-0		0-0-0		NON-CONFERENCE		0-5-0		0-3-0		10-9-0																	
9-10-0		0-3-0		0-0-0		HOME		0-3-0		0-0-0		9-4-0																	
1-12-0		0-2-0		0-0-		AWAY		0-2-0		0-3-0		1-5-0																	
0-0-0		0-0-0		0-0-0		NEUTRAL		0-0-0		0-0-0		0-0-0																	
7-20-0		0-0-0		0-0-0		CONFERENCE		2-5-0		2-7-0		3-8-0																	
3-9-0		0-0-0		0-0-0		HOME		1-2-0		2-7-0		0-0-0																	
3-9-0		0-0-0		0-0-0		AWAY		1-2-0		0-0-0		2-7-0																	
1-2-0		0-0-0		0-0-0		NEUTRAL		0-1-0		0-0-0		1-1-0																	
RPI	S	Opponent		Score		RPI	S	Opponent		Score		RPI	S	Opponent		Score													
6	H	Clemson		4	5							65	A	Col. of Charleston		0	1	103	H	Western Caro.		2	1						
6	H	Clemson		1	12							65	H	Col. of Charleston		1	5	103	H	Western Caro.		0	11						
8	A	South Carolina		4	16							65	H	Col. of Charleston		9	12	103	H	Western Caro.		6	4						
8	H	South Carolina		3	6							76	H	UNCG		7	5	127	H	Samford		4	5						
12	A	Coastal Caro.		3	4							76	H	UNCG		1	14	127	H	Samford		7	11						
												76	H	UNCG		4	7	127	H	Samford		6	7						
												81	A	Ga. Southern		2	10	131	H	Furman		1	4						
												81	H	Ga. Southern		5	7	131	H	Furman		7	12						
												94	A	Mercer		7	8	131	H	Furman		6	9						
												94	A	Mercer		4	11	150	A	Stetson		5	11						
												94	A	Mercer		9	8	150	A	Stetson		1	3						
												94	N	Mercer		1	13	150	A	Stetson		0	7						
																		154	A	Charlotte		4	15						
																		170	H	Winthrop		1	7						
																		189	A	Wofford		8	10						
																		189	A	Wofford		9	10						
																		189	A	Wofford		5	10						
																		195	H	Richmond		6	2						
																		199	H	Virginia Tech		0	12						
																		199	H	Virginia Tech		4	2						
																		199	H	Virginia Tech		5	4						
																		207	A	Elon		13	8						
																		207	A	Elon		3	5						
																		207	A	Elon		3	8						
																		208	H	Presbyterian		7	2						
																		208	H	Presbyterian		6	7						
																		208	H	Presbyterian		2	1						

Non-Div. I Games:

The Citadel

247	A	ETSU	2	11
8	A	South Carolina	4	16

RPI	S	Opponent	Score	
222	A	USC Upstate	1	14
222	H	USC Upstate	1	7
238	A	Charleston So.	1	18
238	H	Charleston So.	4	3
242	H	Siena	14	2
242	H	Siena	3	2
242	H	Siena	6	4
247	A	ETSU	2	11
247	A	ETSU	9	10
247	A	ETSU	6	10
247	N	ETSU	2	4
257	A	VMI	10	2
257	A	VMI	4	2
257	A	VMI	3	8
257	N	VMI	3	2

Average RPI Win: 212		WON-LOST RECORD	WINNING PCT. RANK		LAST 15 GAMES	STRENGTH OF SCHEDULE	OPP. STRENGTH OF SCHEDULE	TEAM RPI	ADJ RPI		CONF. RPI	ADJ CONF. RPI					
Average RPI Loss: 181																	
DIV. I ONLY		18-34-0	.34615	252	3-12-0	216	261	261	.43983	261	27	27					
DIV. I NON-CONF.		9-20-0	.31034	252	0-2-0	254	236	270	.42789	268	29	29					
<hr/>																	
TOTALS		RPI 1-25		RPI 26-50		W-L RECORDS		RPI 51-100		RPI 101-150		RPI 150+					
18-34-0		0-1-0		0-0-0		OVERALL		1-0-0		2-12-0		15-21-0					
7-14-0		0-0-0		0-0-0		HOME		0-0-0		1-3-0		6-11-0					
8-13-0		0-1-0		0-0-0		AWAY		0-0-0		0-4-0		8-8-0					
3-7-0		0-0-0		0-0-0		NEUTRAL		1-0-0		1-5-0		1-2-0					
9-20-0		0-1-0		0-0-0		NON-CONFERENCE		1-0-0		0-7-0		8-12-0					
3-6-0		0-0-0		0-0-0		HOME		0-0-0		0-0-0		3-6-0					
4-9-0		0-1-0		0-0-		AWAY		0-0-0		0-4-0		4-4-0					
2-5-0		0-0-0		0-0-0		NEUTRAL		1-0-0		0-3-0		1-2-0					
9-14-0		0-0-0		0-0-0		CONFERENCE		0-0-0		2-5-0		7-9-0					
4-8-0		0-0-0		0-0-0		HOME		0-0-0		1-3-0		3-5-0					
4-4-0		0-0-0		0-0-0		AWAY		0-0-0		0-0-0		4-4-0					
1-2-0		0-0-0		0-0-0		NEUTRAL		0-0-0		1-2-0		0-0-0					
RPI	S	Opponent		Score		RPI	S	Opponent		Score		RPI	S	Opponent		Score	
10	A	North Carolina St.		2	5							96	N	Notre Dame		6	5
												109	A	Binghamton		2	14
												111	N	Bradley		4	12
												111	N	Bradley		8	10
												111	N	Bradley		2	8
												122	A	Penn St.		5	9
												122	A	Penn St.		1	8
												139	A	Saint Joseph's		5	6
												145	H	Navy		6	4
												145	H	Navy		0	15
												145	H	Navy		0	2
												145	H	Navy		4	7
												145	N	Navy		9	3
												145	N	Navy		3	5
												145	N	Navy		6	13
												156	H	Holy Cross		6	10
												156	H	Holy Cross		3	5
												156	H	Holy Cross		10	12
												156	H	Holy Cross		0	3
												179	A	James Madison		9	1
												179	A	James Madison		4	2
												179	A	James Madison		3	9
												179	A	James Madison		6	7
												193	A	Tennessee Tech		6	5
												193	A	Tennessee Tech		3	2
												193	A	Tennessee Tech		3	9
												210	H	Yale		13	9
												210	H	Yale		0	10
<hr/>																	
LAST 15 GAMES																	
						145	N	Navy		6	13	277	H	La Salle		5	7
						145	N	Navy		3	5	156	H	Holy Cross		3	5
						145	N	Navy		9	3	156	H	Holy Cross		10	12
						145	H	Navy		0	15						
						145	H	Navy		6	4						

Non-Div. I Games:

Bucknell

145 H Navy	0	2
145 H Navy	4	7

RPI	S	Opponent	Score	
210	H	Yale	5	0
210	H	Yale	4	5
223	A	St. Bonaventure	4	6
224	N	Dartmouth	4	6
235	N	Brown	0	2
240	N	Maine	6	3
245	H	Lehigh	11	2
245	H	Lehigh	4	3
245	H	Lehigh	7	5
245	H	Lehigh	1	10
250	H	Cornell	2	5
250	H	Cornell	6	8
250	H	Cornell	2	3
250	H	Cornell	12	3
254	A	Army West Point	6	2
254	A	Army West Point	2	3
254	A	Army West Point	4	2
254	A	Army West Point	4	7
264	A	Lafayette	5	6
264	A	Lafayette	5	3
264	A	Lafayette	4	6
264	A	Lafayette	4	1
277	H	La Salle	5	7

B
u
c
k
n
e
l
l

B
u
c
k
n
e
l
l

Average RPI Win:		203	WON-LOST RECORD		WINNING PCT. RANK	LAST 15 GAMES		STRENGTH OF SCHEDULE		OPP. STRENGTH OF SCHEDULE	TEAM RPI	ADJ RPI	CONF. RPI	ADJ CONF. RPI
Average RPI Loss:		167												
DIV. I ONLY			16-37-0		.30189	273		213		249	262	.43796	262	23
DIV. I NON-CONF.			8-15-0		.34783	232		105		238	176	.48358	176	22
TOTALS		RPI 1-25	RPI 26-50		W-L RECORDS		RPI 51-100		RPI 101-150		RPI 150+			
16-37-0		0-3-0	1-1-0		OVERALL		0-3-0		0-4-0		15-26-0			
4-13-0		0-0-0	0-0-0		HOME		0-3-0		0-0-0		4-10-0			
7-21-0		0-3-0	1-1-0		AWAY		0-0-0		0-3-0		6-13-0			
5-3-0		0-0-0	0-0-0		NEUTRAL		0-0-0		0-0-0		5-3-0			
8-15-0		0-3-0	1-1-0		NON-CONFERENCE		0-0-0		0-4-0		7-7-0			
0-2-0		0-0-0	0-0-0		HOME		0-0-0		0-0-0		0-2-0			
3-10-0		0-3-0	1-0-		AWAY		0-0-0		0-4-0		2-2-0			
5-3-0		0-0-0	0-0-0		NEUTRAL		0-0-0		0-0-0		5-3-0			
8-22-0		0-0-0	0-0-0		CONFERENCE		0-3-0		0-0-0		8-19-0			
4-11-0		0-0-0	0-0-0		HOME		0-3-0		0-0-0		4-8-0			
4-11-0		0-0-0	0-0-0		AWAY		0-0-0		0-0-0		4-11-0			
0-0-0		0-0-0	0-0-0		NEUTRAL		0-0-0		0-0-0		0-0-0			
RPI S	Opponent	Score	RPI S	Opponent	Score	RPI S	Opponent	Score	RPI S	Opponent	Score	RPI S	Opponent	Score
13 A	Florida St.	1 6	38 A	Michigan	0 5	71 H	Kent St.	0 14	112 A	Seattle	0 3	112 A	Seattle	3 9
13 A	Florida St.	1 6	41 A	Wright St.	7 6	71 H	Kent St.	1 10	112 A	Seattle	0 7	112 A	Seattle	0 7
13 A	Florida St.	0 10				71 H	Kent St.	2 8	112 A	Seattle	0 7	158 N	Alabama St.	3 11
									158 N	Alabama St.	7 4	160 N	Stony Brook	5 4
									164 A	Miami (OH)	1 5	164 A	Miami (OH)	3 4
									164 A	Miami (OH)	5 7	173 A	Ball St.	5 1
									173 A	Ball St.	8 7	173 A	Ball St.	1 3
									176 N	Omaha	1 10	187 A	Eastern Mich.	0 4
									187 A	Eastern Mich.	4 8	187 A	Eastern Mich.	4 5
									203 H	Toledo	2 4	203 H	Toledo	7 3
									203 H	Toledo	5 3	207 A	Elon	6 2
									208 N	Presbyterian	6 1	208 N	Presbyterian	5 6
									212 H	Northern Ill.	4 20	212 H	Northern Ill.	0 6
									212 H	Northern Ill.	0 2	212 H	Northern Ill.	0 2
									217 A	Western Mich.	5 6			
			LAST 15 GAMES			13 A	Florida St.	1 6	208 N	Presbyterian	5 6			
			246 A	Buffalo	3 8	13 A	Florida St.	0 10	212 H	Northern Ill.	4 20			
			246 A	Buffalo	0 4	13 A	Florida St.	1 6	212 H	Northern Ill.	0 6			
			246 A	Buffalo	8 2				212 H	Northern Ill.	0 2			
			71 H	Kent St.	1 10				217 A	Western Mich.	5 6			
			71 H	Kent St.	2 8									

Non-Div. I Games: Findlay 5 4

Bowling Green

Bowling Green

71	H	Kent St.	0	14
259	H	Youngstown St.	5	9

Through Games Of May 29, 2016

RPI	S	Opponent	Score	
217	A	Western Mich.	0	1
217	H	Western Mich.	2	3
217	H	Western Mich.	0	11
221	A	Central Mich.	4	0
221	H	Central Mich.	5	10
234	H	Dayton	2	13
237	H	Ohio	5	10
237	H	Ohio	6	2
237	H	Ohio	5	4
239	N	Appalachian St.	6	2
246	A	Buffalo	0	4
246	A	Buffalo	3	8
246	A	Buffalo	8	2
247	A	ETSU	7	1
247	A	ETSU	1	12
259	A	Youngstown St.	0	2
259	H	Youngstown St.	5	9
288	N	Savannah St.	10	1

Bowling Green

B
o
w
l
i
n
g
G
r
e
e
n

B
o
w
l
i
n
g
G
r
e
e
n

Average RPI Win: 261		WON-LOST	WINNING	LAST 15	STRENGTH OF	OPP. STRENGTH	TEAM	ADJ	CONF.	ADJ CONF.		
Average RPI Loss: 170		RECORD	PCT. RANK	GAMES	SCHEDULE	OF SCHEDULE	RPI	RPI	RPI	RPI		
DIV. I ONLY		16-36-0	.30769	270	2-13-0	207	284	265	.43629	263	15	15
DIV. I NON-CONF.		14-18-0	.4375	187	2-1-0	244	300	237	.45504	237	17	17
<hr/>												
TOTALS		RPI 1-25		RPI 26-50		W-L RECORDS		RPI 51-100		RPI 101-150		RPI 150+
16-36-0		0-0-0		0-0-0		OVERALL		0-6-0		0-11-0		16-19-0
8-9-0		0-0-0		0-0-0		HOME		0-3-0		0-4-0		8-2-0
8-24-0		0-0-0		0-0-0		AWAY		0-3-0		0-5-0		8-12-0
0-3-0		0-0-0		0-0-0		NEUTRAL		0-0-0		0-1-0		0-2-0
14-18-0		0-0-0		0-0-0		NON-CONFERENCE		0-0-0		0-5-0		14-13-0
6-3-0		0-0-0		0-0-0		HOME		0-0-0		0-1-0		6-2-0
8-12-0		0-0-0		0-0-		AWAY		0-0-0		0-3-0		8-9-0
0-3-0		0-0-0		0-0-0		NEUTRAL		0-0-0		0-1-0		0-2-0
2-18-0		0-0-0		0-0-0		CONFERENCE		0-6-0		0-6-0		2-6-0
2-6-0		0-0-0		0-0-0		HOME		0-3-0		0-3-0		2-0-0
0-12-0		0-0-0		0-0-0		AWAY		0-3-0		0-3-0		0-6-0
0-0-0		0-0-0		0-0-0		NEUTRAL		0-0-0		0-0-0		0-0-0
RPI	S	Opponent	Score	RPI	S	Opponent	Score	RPI	S	Opponent	Score	
						64 H North Florida	2 9			107 N Rutgers	3 10	
						64 H North Florida	0 6			108 A FGCU	5 6	
						64 H North Florida	2 22			108 A FGCU	1 10	
						86 A Jacksonville	10 11			108 A FGCU	3 4	
						86 A Jacksonville	2 4			145 A Navy	0 4	
						86 A Jacksonville	3 5			145 A Navy	3 7	
										147 A Seton Hall	2 9	
										147 H Seton Hall	3 9	
										150 H Stetson	3 11	
										150 H Stetson	1 3	
										150 H Stetson	6 16	
										162 A Kennesaw St.	2 8	
										162 A Kennesaw St.	3 5	
										162 A Kennesaw St.	3 5	
										176 N Omaha	3 9	
										182 A Fairfield	8 4	
										187 N Eastern Mich.	0 8	
										194 A Lipscomb	2 11	
										194 A Lipscomb	11 12	
										194 A Lipscomb	12 22	
										201 A Fordham	1 3	
										201 A Fordham	0 2	
										201 H Fordham	3 2	
										201 H Fordham	4 10	
										209 A George Washington	6 0	
										222 H USC Upstate	4 2	
										222 H USC Upstate	8 6	
LAST 15 GAMES				LAST 15 GAMES				LAST 15 GAMES				
						64 H North Florida	2 22			150 H Stetson	3 11	
						64 H North Florida	2 9			150 H Stetson	1 3	
						64 H North Florida	0 6			150 H Stetson	6 16	
						147 H Seton Hall	3 9					
						86 A Jacksonville	3 5					

Non-Div. I Games: Point U. 12 2

NJIT

86 A Jacksonville	10	11
86 A Jacksonville	2	4

RPI	S	Opponent	Score	
248	H	Fairleigh Dickinson	14	3
252	H	Marist	2	4
270	A	Norfolk St.	9	2
270	A	Norfolk St.	0	16
270	A	Norfolk St.	1	6
270	A	Norfolk St.	0	7
278	A	N.C. Central	5	6
278	A	N.C. Central	4	8
278	A	N.C. Central	5	4
279	A	NYIT	0	2
279	A	NYIT	6	7
279	H	NYIT	4	1
279	H	NYIT	7	2
295	A	Saint Peter's	11	7
295	H	Saint Peter's	16	0
295	H	Saint Peter's	6	5
299	A	Coppin St.	9	2
299	A	Coppin St.	3	2
299	A	Coppin St.	5	4

Average RPI Win:	216	WON-LOST RECORD	WINNING PCT. RANK	LAST 15 GAMES	STRENGTH OF SCHEDULE	OPP. STRENGTH OF SCHEDULE	TEAM RPI	ADJ RPI	CONF. RPI	ADJ CONF. RPI	
Average RPI Loss:	202										
DIV. I ONLY	14-29-0	.32558	265	5-10-0	235	271	266	.43613	264	27	27
DIV. I NON-CONF.	7-16-0	.30435	257	1-0-0	239	280	262	.4336	262	29	29
<hr/>											
TOTALS	RPI 1-25	RPI 26-50		W-L RECORDS		RPI 51-100		RPI 101-150		RPI 150+	
14-29-0	0-0-0	0-0-0		OVERALL		0-0-0		1-7-0		13-22-0	
5-10-0	0-0-0	0-0-0		HOME		0-0-0		1-5-0		4-5-0	
7-19-0	0-0-0	0-0-0		AWAY		0-0-0		0-2-0		7-17-0	
2-0-0	0-0-0	0-0-0		NEUTRAL		0-0-0		0-0-0		2-0-0	
<hr/>											
7-16-0	0-0-0	0-0-0		NON-CONFERENCE		0-0-0		0-4-0		7-12-0	
2-5-0	0-0-0	0-0-0		HOME		0-0-0		0-2-0		2-3-0	
3-11-0	0-0-0	0-0-		AWAY		0-0-0		0-2-0		3-9-0	
2-0-0	0-0-0	0-0-0		NEUTRAL		0-0-0		0-0-0		2-0-0	
<hr/>											
7-13-0	0-0-0	0-0-0		CONFERENCE		0-0-0		1-3-0		6-10-0	
3-5-0	0-0-0	0-0-0		HOME		0-0-0		1-3-0		2-2-0	
4-8-0	0-0-0	0-0-0		AWAY		0-0-0		0-0-0		4-8-0	
0-0-0	0-0-0	0-0-0		NEUTRAL		0-0-0		0-0-0		0-0-0	
<hr/>											
RPI S	Opponent	Score	RPI S	Opponent	Score	RPI S	Opponent	Score	RPI S	Opponent	Score
									107 A Rutgers	3	11
									122 H Penn St.	12	20
									139 H Saint Joseph's	4	9
									145 H Navy	0	7
									145 H Navy	7	5
									145 H Navy	6	19
									145 H Navy	4	8
									147 A Seton Hall	1	5
									155 A Gardner-Webb	7	6
									156 A Holy Cross	0	2
									156 A Holy Cross	9	10
									156 A Holy Cross	4	2
									156 A Holy Cross	5	6
									167 A Davidson	2	5
									167 A Davidson	14	9
									167 A Davidson	1	2
									180 H Monmouth	13	12
									189 A Wofford	8	14
									204 N Radford	9	4
									222 A USC Upstate	7	8
									222 A USC Upstate	4	8
									LAST 15 GAMES		
			156 A Holy Cross	5	6	245 A Lehigh	4	10	233 A Penn	3	1
			156 A Holy Cross	4	2	180 H Monmouth	13	12	233 A Penn	5	7
			156 A Holy Cross	0	2	261 H Bucknell	3	5	233 H Penn	2	12
			156 A Holy Cross	9	10				233 H Penn	5	6
			245 A Lehigh	3	6				233 H Penn	5	4
						245 A Lehigh			245 A Lehigh	2	5

Non-Div. I Games:

Lafayette

Lafayette

245	A	Lehigh	2	5
245	A	Lehigh	3	4

Through Games Of May 29, 2016

RPI	S	Opponent	Score	
245	A	Lehigh	3	6
245	A	Lehigh	3	4
245	A	Lehigh	4	10
248	H	Fairleigh Dickinson	6	7
254	A	Army West Point	11	2
254	A	Army West Point	3	9
254	A	Army West Point	6	3
254	A	Army West Point	4	0
257	A	VMI	5	8
257	A	VMI	2	4
257	A	VMI	2	8
261	H	Bucknell	6	4
261	H	Bucknell	1	4
261	H	Bucknell	6	5
261	H	Bucknell	3	5
269	N	Rider	6	3

Lafayette

L
a
f
a
y
e
t
t
e

L
a
f
a
y
e
t
t
e

Average RPI Win: 243		WON-LOST	WINNING	LAST 15	STRENGTH OF		OPP. STRENGTH	TEAM	ADJ	CONF.	ADJ CONF.
Average RPI Loss: 161		RECORD	PCT. RANK	GAMES	SCHEDULE		OF SCHEDULE	RPI	RPI	RPI	RPI
DIV. I ONLY		18-34-0	.34615	252	6-8-0		202	275	264	.43596	265
DIV. I NON-CONF.		9-13-0	.40909	203	1-1-0		167	298	246	.45008	246
TOTALS		RPI 1-25	RPI 26-50		W-L RECORDS		RPI 51-100		RPI 101-150		RPI 150+
18-34-0		0-3-0	0-0-0		OVERALL		0-6-0		2-5-0		16-20-0
13-14-0		0-0-0	0-0-0		HOME		0-3-0		0-1-0		13-10-0
5-19-0		0-3-0	0-0-0		AWAY		0-3-0		2-4-0		3-9-0
0-1-0		0-0-0	0-0-0		NEUTRAL		0-0-0		0-0-0		0-1-0
9-13-0		0-3-0	0-0-0		NON-CONFERENCE		0-0-0		0-1-0		9-9-0
6-6-0		0-0-0	0-0-0		HOME		0-0-0		0-1-0		6-5-0
3-6-0		0-3-0	0-0-		AWAY		0-0-0		0-0-0		3-3-0
0-1-0		0-0-0	0-0-0		NEUTRAL		0-0-0		0-0-0		0-1-0
9-21-0		0-0-0	0-0-0		CONFERENCE		0-6-0		2-4-0		7-11-0
7-8-0		0-0-0	0-0-0		HOME		0-3-0		0-0-0		7-5-0
2-13-0		0-0-0	0-0-0		AWAY		0-3-0		2-4-0		0-6-0
0-0-0		0-0-0	0-0-0		NEUTRAL		0-0-0		0-0-0		0-0-0
RPI S	Opponent	Score		RPI S	Opponent	Score		RPI S	Opponent	Score	
5 A	Ole Miss	2	8					54 H	Southeast Mo. St.	6	19
9 A	Vanderbilt	6	11					54 H	Southeast Mo. St.	6	15
11 A	Mississippi St.	0	14					54 H	Southeast Mo. St.	2	26
								89 A	Jacksonville St.	6	16
								89 A	Jacksonville St.	0	4
								89 A	Jacksonville St.	5	9
								101 A	Austin Peay	3	8
								101 A	Austin Peay	5	6
								101 A	Austin Peay	9	7
								117 A	Morehead St.	4	10
								117 A	Morehead St.	6	4
								117 A	Morehead St.	7	26
								138 H	Evansville	9	29
								191 A	Belmont	8	10
								191 A	Belmont	3	7
								191 A	Belmont	7	23
								193 A	Tennessee Tech	2	10
								193 A	Tennessee Tech	3	5
								193 A	Tennessee Tech	3	12
								194 A	Lipscomb	4	12
								198 H	Murray St.	4	7
								198 H	Murray St.	19	6
								198 H	Murray St.	6	5
								205 H	IPFW	12	7
								205 H	IPFW	3	2
								205 H	IPFW	2	4
								205 H	IPFW	5	6
								206 N	Memphis	4	7
								214 H	Eastern Ky.	20	6
								214 H	Eastern Ky.	4	5
								214 H	Eastern Ky.	1	16
								246 H	Buffalo	8	15
								246 H	Buffalo	5	8
LAST 15 GAMES											
				89 A	Jacksonville St.	5	9	297 H	Alabama A&M	11	1
				89 A	Jacksonville St.	0	4	101 A	Austin Peay	5	6
				89 A	Jacksonville St.	6	16	101 A	Austin Peay	9	7
				206 N	Memphis	4	7				
				272 H	Eastern Ill.	10	5				

Non-Div. I Games: Union (TN) 6 7 Union (TN) 10 3

UT Martin

272	H	Eastern Ill.	2	0
272	H	Eastern Ill.	2	16

RPI	S	Opponent	Score	
246	H	Buffalo	3	5
272	H	Eastern Ill.	10	5
272	H	Eastern Ill.	2	0
272	H	Eastern Ill.	2	16
280	H	SIUE	8	7
280	H	SIUE	5	4
280	H	SIUE	4	6
286	A	Jackson St.	18	9
286	A	Jackson St.	5	8
286	A	Jackson St.	12	2
286	A	Jackson St.	2	9
286	H	Jackson St.	10	4
286	H	Jackson St.	13	3
286	H	Jackson St.	11	8
297	A	Alabama A&M	9	2
297	H	Alabama A&M	11	1

U
T
M
a
r
t
i
n

U
T
M
a
r
t
i
n

N
i
a
g
a
r
a

Niagara

39	A	Boston College	3	9
39	A	Boston College	2	7

RPI	S	Opponent	Score	
252	A	Marist	1	12
252	A	Marist	7	3
269	H	Rider	1	9
269	H	Rider	5	14
269	H	Rider	3	0
278	A	N.C. Central	10	13
278	A	N.C. Central	12	11
278	A	N.C. Central	6	10
278	A	N.C. Central	3	7
284	A	Iona	1	0
284	A	Iona	18	5
284	A	Iona	15	5
295	A	Saint Peter's	13	0
295	A	Saint Peter's	11	0
295	A	Saint Peter's	21	2

N
i
a
g
a
r
a

N
i
a
g
a
r
a

Average RPI Win:	198	WON-LOST RECORD	WINNING PCT. RANK	LAST 15 GAMES	STRENGTH OF SCHEDULE	OPP. STRENGTH OF SCHEDULE	TEAM RPI	ADJ RPI	CONF. RPI	ADJ CONF. RPI			
DIV. I ONLY		13-35-0	.27083 280	3-12-0	176	229	263	.43517 267	22	22			
DIV. I NON-CONF.		2-16-0	.11111 294	0-2-0	187	168	287	.4001 290	24	24			
<hr/>													
TOTALS	RPI 1-25	RPI 26-50		W-L RECORDS		RPI 51-100		RPI 101-150		RPI 150+			
13-35-0	0-0-0	0-0-0		OVERALL		1-9-0		0-7-0		12-19-0			
6-10-0	0-0-0	0-0-0		HOME		1-3-0		0-0-0		5-7-0			
5-23-0	0-0-0	0-0-0		AWAY		0-6-0		0-7-0		5-10-0			
2-2-0	0-0-0	0-0-0		NEUTRAL		0-0-0		0-0-0		2-2-0			
<hr/>													
2-16-0	0-0-0	0-0-0		NON-CONFERENCE		0-4-0		0-7-0		2-5-0			
0-1-0	0-0-0	0-0-0		HOME		0-1-0		0-0-0		0-0-0			
0-13-0	0-0-0	0-0-		AWAY		0-3-0		0-7-0		0-3-0			
2-2-0	0-0-0	0-0-0		NEUTRAL		0-0-0		0-0-0		2-2-0			
<hr/>													
11-19-0	0-0-0	0-0-0		CONFERENCE		1-5-0		0-0-0		10-14-0			
6-9-0	0-0-0	0-0-0		HOME		1-2-0		0-0-0		5-7-0			
5-10-0	0-0-0	0-0-0		AWAY		0-3-0		0-0-0		5-7-0			
0-0-0	0-0-0	0-0-0		NEUTRAL		0-0-0		0-0-0		0-0-0			
<hr/>													
RPI S	Opponent	Score	RPI S	Opponent	Score	RPI S	Opponent	Score	RPI S	Opponent	Score		
						58 A	Oral Roberts	4	13	111 A	Bradley	3	6
						58 A	Oral Roberts	5	6	121 A	Arkansas	0	3
						58 A	Oral Roberts	1	6	121 A	Arkansas	3	9
						58 H	Oral Roberts	1	11	121 A	Arkansas	2	3
						58 H	Oral Roberts	9	4	125 A	Southern Ill.	1	4
						58 H	Oral Roberts	0	6	125 A	Southern Ill.	0	9
						72 A	Iowa	4	10	125 A	Southern Ill.	0	9
						72 H	Iowa	2	10	176 A	Omaha	3	2
						87 A	Missouri St.	3	15	176 A	Omaha	10	2
						87 A	Missouri St.	4	13	176 A	Omaha	1	6
										176 H	Omaha	2	9
										176 H	Omaha	0	14
										176 H	Omaha	7	6
										193 A	Tennessee Tech	12	13
										193 A	Tennessee Tech	5	6
										193 A	Tennessee Tech	3	6
										197 A	North Dakota St.	12	8
										197 A	North Dakota St.	3	12
										197 A	North Dakota St.	0	3
										197 H	North Dakota St.	7	6
				197 H	North Dakota St.	1	3						
				197 H	North Dakota St.	9	4						
LAST 15 GAMES						197 H	North Dakota St.	9	4				
205 A	IPFW	3	6	58 A	Oral Roberts	1	6	205 A	IPFW	0	2		
205 A	IPFW	0	2	58 A	Oral Roberts	5	6	205 A	IPFW	3	6		
205 A	IPFW	3	4	58 A	Oral Roberts	4	13	205 A	IPFW	3	4		
72 H	Iowa	2	10					205 H	IPFW	1	8		
176 H	Omaha	0	14					205 H	IPFW	1	9		

Non-Div. I Games:	Ill.-Springfield	5	13	St. Ambrose	9	1
-------------------	------------------	---	----	-------------	---	---

Western Ill.

Western Ill.

176	H	Omaha	2	9
176	H	Omaha	7	6

Through Games Of May 29, 2016

RPI	S	Opponent	Score	
205	H	IPFW	5	11
228	A	South Dakota St.	3	1
228	A	South Dakota St.	3	6
228	A	South Dakota St.	5	1
228	H	South Dakota St.	2	0
228	H	South Dakota St.	3	11
228	H	South Dakota St.	3	2
244	N	Northern Ky.	4	7
244	N	Northern Ky.	4	5
244	N	Northern Ky.	16	11
244	N	Northern Ky.	8	6

Western Ill.

W
e
s
t
e
r
n
I
l
l
.

W
e
s
t
e
r
n
I
l
l
.

Average RPI Win:	225	WON-LOST RECORD	WINNING PCT. RANK	LAST 15 GAMES	STRENGTH OF SCHEDULE	OPP. STRENGTH OF SCHEDULE	TEAM RPI	ADJ RPI	CONF. RPI	ADJ CONF. RPI		
DIV. I ONLY		15-32-0	.31915	267	6-9-0	262	236	268	.43299	268	28	28
DIV. I NON-CONF.		4-18-0	.18182	284	0-2-0	245	200	281	.40737	281	27	27
<hr/>												
TOTALS	RPI 1-25	RPI 26-50		W-L RECORDS		RPI 51-100		RPI 101-150		RPI 150+		
15-32-0	0-0-0	0-2-0		OVERALL		0-1-0		3-10-0		12-19-0		
7-6-0	0-0-0	0-0-0		HOME		0-0-0		1-2-0		6-4-0		
8-24-0	0-0-0	0-2-0		AWAY		0-1-0		2-7-0		6-13-0		
0-2-0	0-0-0	0-0-0		NEUTRAL		0-0-0		0-0-0		0-2-0		
<hr/>												
4-18-0	0-0-0	0-2-0		NON-CONFERENCE		0-1-0		1-3-0		3-12-0		
1-4-0	0-0-0	0-0-0		HOME		0-0-0		0-0-0		1-4-0		
3-14-0	0-0-0	0-0-		AWAY		0-1-0		1-3-0		2-8-0		
0-0-0	0-0-0	0-0-0		NEUTRAL		0-0-0		0-0-0		0-0-0		
<hr/>												
11-14-0	0-0-0	0-0-0		CONFERENCE		0-0-0		2-7-0		9-7-0		
6-2-0	0-0-0	0-0-0		HOME		0-0-0		1-2-0		5-0-0		
5-10-0	0-0-0	0-0-0		AWAY		0-0-0		1-5-0		4-5-0		
0-2-0	0-0-0	0-0-0		NEUTRAL		0-0-0		0-0-0		0-2-0		
<hr/>												
RPI	S	Opponent	Score	RPI	S	Opponent	Score	RPI	S	Opponent	Score	
				47	A	Nebraska	1 7					
				47	A	Nebraska	0 8					

55	A	Washington	2	4
112	A	Seattle	1	8

RPI	S	Opponent	Score	
213	H	Grand Canyon	10	9
213	H	Grand Canyon	11	7
227	A	Pacific	5	8
227	A	Pacific	8	1
227	A	Pacific	3	4
228	H	South Dakota St.	7	6
228	H	South Dakota St.	3	8
228	H	South Dakota St.	3	11
256	H	CSU Bakersfield	6	3
256	H	CSU Bakersfield	9	2
256	N	CSU Bakersfield	6	11
290	A	North Dakota	5	2
290	A	North Dakota	6	4
290	A	North Dakota	8	1
293	A	Chicago St.	7	5
293	A	Chicago St.	4	5
293	A	Chicago St.	2	4

N
o
r
t
h
e
r
n
C
o
l
o
.

N
o
r
t
h
e
r
n
C
o
l
o
.

Rider

Average RPI Win: 223		WON-LOST	WINNING	LAST 15	STRENGTH OF	OPP. STRENGTH	TEAM	ADJ	CONF.	ADJ CONF.		
Average RPI Loss: 197		RECORD	PCT. RANK	GAMES	SCHEDULE	OF SCHEDULE	RPI	RPI	RPI	RPI		
DIV. I ONLY		18-33-0	.35294	247	6-9-0	254	280	269	.43234	269	29	29
DIV. I NON-CONF.		8-19-0	.2963	261	0-2-0	207	273	259	.43841	259	28	28
<hr/>												
TOTALS		RPI 1-25		RPI 26-50		W-L RECORDS		RPI 51-100		RPI 101-150		RPI 150+
18-33-0		0-0-0		0-0-0		OVERALL		0-0-0		1-6-0		17-27-0
9-10-0		0-0-0		0-0-0		HOME		0-0-0		1-1-0		8-9-0
8-19-0		0-0-0		0-0-0		AWAY		0-0-0		0-4-0		8-15-0
1-4-0		0-0-0		0-0-0		NEUTRAL		0-0-0		0-1-0		1-3-0
8-19-0		0-0-0		0-0-0		NON-CONFERENCE		0-0-0		1-6-0		7-13-0
5-2-0		0-0-0		0-0-0		HOME		0-0-0		1-1-0		4-1-0
3-14-0		0-0-0		0-0-		AWAY		0-0-0		0-4-0		3-10-0
0-3-0		0-0-0		0-0-0		NEUTRAL		0-0-0		0-1-0		0-2-0
10-14-0		0-0-0		0-0-0		CONFERENCE		0-0-0		0-0-0		10-14-0
4-8-0		0-0-0		0-0-0		HOME		0-0-0		0-0-0		4-8-0
5-5-0		0-0-0		0-0-0		AWAY		0-0-0		0-0-0		5-5-0
1-1-0		0-0-0		0-0-0		NEUTRAL		0-0-0		0-0-0		1-1-0
RPI	S	Opponent	Score	RPI	S	Opponent	Score	RPI	S	Opponent	Score	
										105 H Princeton	2	7
										106 A High Point	2	10
										106 A High Point	2	4
										106 A High Point	4	6
										107 H Rutgers	3	2
										139 N Saint Joseph's	3	5
										147 A Seton Hall	4	10
										155 A Gardner-Webb	2	3
										155 A Gardner-Webb	1	6
										155 A Gardner-Webb	2	8
										155 A Gardner-Webb	2	6
										159 H Sacred Heart	4	1
										159 H Sacred Heart	4	7
										159 H Sacred Heart	4	2
										161 A Campbell	11	8
										161 A Campbell	3	12
										180 A Monmouth	3	5
										180 A Monmouth	4	8
										180 A Monmouth	0	6
										182 A Fairfield	6	3
										182 A Fairfield	7	6
				LAST 15 GAMES						182 A Fairfield	1	13
				295 H Saint Peter's	7	8	216 N Quinnipiac	5	2	189 A Wofford	4	12
				295 H Saint Peter's	13	11	216 N Quinnipiac	8	9	196 H Canisius	5	15
				295 H Saint Peter's	4	3	216 A Quinnipiac	3	1	196 H Canisius	5	3
				252 H Marist	1	4				196 H Canisius	0	1
				252 H Marist	2	6				216 A Quinnipiac	3	1

Non-Div. I Games:

Rider

252 H Marist	4	12
147 A Seton Hall	4	10

RPI	S	Opponent	Score	
216	N	Quinnipiac	8	9
216	N	Quinnipiac	5	2
222	A	USC Upstate	3	10
242	H	Siena	20	7
242	H	Siena	2	5
242	H	Siena	0	5
245	A	Lehigh	8	9
245	H	Lehigh	10	9
252	H	Marist	2	6
252	H	Marist	4	12
252	H	Marist	1	4
257	A	VMI	1	4
257	A	VMI	2	5
257	A	VMI	2	1
264	N	Lafayette	3	6
266	A	Niagara	0	3
266	A	Niagara	9	1
266	A	Niagara	14	5
277	H	La Salle	5	2
285	N	UNC Asheville	4	19
291	A	Delaware St.	11	7
295	H	Saint Peter's	7	8
295	H	Saint Peter's	4	3
295	H	Saint Peter's	13	11

Average RPI Win: 271		WON-LOST RECORD		WINNING PCT. RANK		LAST 15 GAMES		STRENGTH OF SCHEDULE		OPP. STRENGTH OF SCHEDULE		TEAM RPI		ADJ RPI		CONF. RPI		ADJ CONF. RPI			
DIV. I ONLY		29-21-0		.58 85		10-5-0		298		295		270		.43233 270		31		31			
DIV. I NON-CONF.		7-13-0		.35 230		1-2-0		270		234		283		.40311 283		31		31			
TOTALS		RPI 1-25		RPI 26-50		W-L RECORDS		RPI 51-100		RPI 101-150		RPI 150+									
29-21-0		0-0-0		0-1-0		OVERALL		1-3-0		1-0-0		27-17-0									
16-12-0		0-0-0		0-0-0		HOME		1-0-0		0-0-0		15-12-0									
11-7-0		0-0-0		0-1-0		AWAY		0-3-0		0-0-0		11-3-0									
2-2-0		0-0-0		0-0-0		NEUTRAL		0-0-0		1-0-0		1-2-0									
7-13-0		0-0-0		0-1-0		NON-CONFERENCE		1-3-0		0-0-0		6-9-0									
7-8-0		0-0-0		0-0-0		HOME		1-0-0		0-0-0		6-8-0									
0-5-0		0-0-0		0-0-		AWAY		0-3-0		0-0-0		0-1-0									
0-0-0		0-0-0		0-0-0		NEUTRAL		0-0-0		0-0-0		0-0-0									
22-8-0		0-0-0		0-0-0		CONFERENCE		0-0-0		1-0-0		21-8-0									
9-4-0		0-0-0		0-0-0		HOME		0-0-0		0-0-0		9-4-0									
11-2-0		0-0-0		0-0-0		AWAY		0-0-0		0-0-0		11-2-0									
2-2-0		0-0-0		0-0-0		NEUTRAL		0-0-0		1-0-0		1-2-0									
RPI	S	Opponent		Score		RPI	S	Opponent		Score		RPI	S	Opponent		Score					
				26	A	Duke	3	4	74	A	VCU	2	4	134	N	Florida A&M	4	2			
									80	A	Old Dominion	3	5	157	A	Longwood	9	11			
									100	A	William & Mary	6	10	157	H	Longwood	5	13			
									100	H	William & Mary	6	3	163	N	Bethune-Cookman	0	1			
														163	N	Bethune-Cookman	4	14			
														195	H	Richmond	7	4			
														225	H	Towson	13	7			
														225	H	Towson	3	6			
														225	H	Towson	12	7			
														245	H	Lehigh	2	7			
														245	H	Lehigh	3	10			
														245	H	Lehigh	6	7			
														258	H	Wagner	1	8			
														258	H	Wagner	1	6			
														263	H	NJIT	6	1			
														263	H	NJIT	2	9			
														263	H	NJIT	7	0			
														263	H	NJIT	16	0			
														278	A	N.C. Central	13	9			
														278	H	N.C. Central	3	6			
														291	A	Delaware St.	6	2			
														291	A	Delaware St.	6	0			
														291	A	Delaware St.	5	6			
														291	H	Delaware St.	5	9			
														291	H	Delaware St.	3	5			
														291	H	Delaware St.	10	0			
														291	H	Delaware St.	7	10			
				LAST 15 GAMES																	
				163	N	Bethune-Cookman	0	1	299	A	Coppin St.	5	4	291	A	Delaware St.	5	6			
				299	N	Coppin St.	7	6	195	H	Richmond	7	4	291	H	Delaware St.	5	9			
				134	N	Florida A&M	4	2	291	H	Delaware St.	7	10	291	H	Delaware St.	3	5			
				163	N	Bethune-Cookman	4	14									291	H	Delaware St.	10	0
				26	A	Duke	3	4									291	H	Delaware St.	7	10

Non-Div. I Games:

Norfolk St.

Norfolk St.

299 A Coppin St.	9	3
299 A Coppin St.	8	3

Through Games Of May 29, 2016

RPI	S	Opponent	Score	
291	H	Delaware St.	5	2
291	H	Delaware St.	12	0
294	A	UMES	20	7
294	A	UMES	7	6
294	A	UMES	11	2
294	H	UMES	6	0
294	H	UMES	3	1
294	H	UMES	8	0
299	A	Coppin St.	12	2
299	A	Coppin St.	6	3
299	A	Coppin St.	7	11
299	A	Coppin St.	9	3
299	A	Coppin St.	8	3
299	A	Coppin St.	5	4
299	H	Coppin St.	10	0
299	H	Coppin St.	4	1
299	H	Coppin St.	2	0
299	N	Coppin St.	7	6

Norfolk St.

N
o
r
f
o
l
k
S
t
.

N
o
r
f
o
l
k
S
t
.

[illegible]

Non-Div. I Games:

Ark.-Pine Bluff

283 A Grambling	14	11
283 A Grambling	15	5

RPI	S	Opponent	Score	
292	A	Alcorn	7	3
292	H	Alcorn	15	6
296	A	Southern U.	10	9
296	A	Southern U.	7	2
296	A	Southern U.	3	5
297	H	Alabama A&M	5	2
297	H	Alabama A&M	1	0
297	H	Alabama A&M	4	3
297	N	Alabama A&M	16	6
298	A	Prairie View	11	7
298	A	Prairie View	13	17
298	A	Prairie View	9	0
298	H	Prairie View	21	1
298	H	Prairie View	11	1
298	H	Prairie View	12	0

Ark.-Pine Bluff

A
r
k
.
-
P
i
n
e
B
l
u
f
f

A
r
k
.
-
P
i
n
e
B
l
u
f
f

Average RPI Win: 213		WON-LOST	WINNING	LAST 15	STRENGTH OF		OPP. STRENGTH	TEAM	ADJ		CONF.	ADJ CONF.
Average RPI Loss: 134		RECORD	PCT. RANK	GAMES	SCHEDULE		OF SCHEDULE	RPI	RPI		RPI	RPI
DIV. I ONLY		12-39-0	.23529	288	7-7-0		194	148	272		.43054	272
DIV. I NON-CONF.		4-17-0	.19048	280	1-0-0		191	25	254		.44225	254
TOTALS		RPI 1-25	RPI 26-50		W-L RECORDS		RPI 51-100		RPI 101-150		RPI 150+	
12-39-0		0-4-0	0-0-0		OVERALL		0-8-0		3-11-0		9-16-0	
7-9-0		0-0-0	0-0-0		HOME		0-3-0		2-1-0		5-5-0	
5-29-0		0-4-0	0-0-0		AWAY		0-4-0		1-10-0		4-11-0	
0-1-0		0-0-0	0-0-0		NEUTRAL		0-1-0		0-0-0		0-0-0	
4-17-0		0-4-0	0-0-0		NON-CONFERENCE		0-2-0		1-7-0		3-4-0	
1-0-0		0-0-0	0-0-0		HOME		0-0-0		0-0-0		1-0-0	
3-16-0		0-4-0	0-0-		AWAY		0-1-0		1-7-0		2-4-0	
0-1-0		0-0-0	0-0-0		NEUTRAL		0-1-0		0-0-0		0-0-0	
8-22-0		0-0-0	0-0-0		CONFERENCE		0-6-0		2-4-0		6-12-0	
6-9-0		0-0-0	0-0-0		HOME		0-3-0		2-1-0		4-5-0	
2-13-0		0-0-0	0-0-0		AWAY		0-3-0		0-3-0		2-7-0	
0-0-0		0-0-0	0-0-0		NEUTRAL		0-0-0		0-0-0		0-0-0	
RPI S	Opponent	Score	RPI S	Opponent	Score	RPI S	Opponent	Score	RPI S	Opponent	Score	
9 A	Vanderbilt	1 9				54 A	Southeast Mo. St.	7 20	101 A	Austin Peay	3 5	
18 A	Southern Miss.	4 6				54 A	Southeast Mo. St.	11 12	101 A	Austin Peay	3 6	
18 A	Southern Miss.	1 6				54 A	Southeast Mo. St.	1 15	101 A	Austin Peay	6 13	
18 A	Southern Miss.	1 18				56 A	Illinois	7 9	110 A	Central Ark.	5 6	
						56 N	Illinois	4 5	110 A	Central Ark.	1 9	
						89 H	Jacksonville St.	3 4	110 A	Central Ark.	2 4	
						89 H	Jacksonville St.	3 10	110 A	Central Ark.	3 4	
						89 H	Jacksonville St.	4 6	117 H	Morehead St.	6 2	
									117 H	Morehead St.	5 1	
									117 H	Morehead St.	7 23	
									121 A	Arkansas	2 3	
									121 A	Arkansas	2 5	
									121 A	Arkansas	10 8	
									125 A	Southern Ill.	2 10	
									191 H	Belmont	9 21	
									191 H	Belmont	1 6	
									191 H	Belmont	9 8	
									193 H	Tennessee Tech	3 8	
									193 H	Tennessee Tech	3 5	
									193 H	Tennessee Tech	6 8	
									194 A	Lipscomb	9 16	
									198 A	Murray St.	9 3	
									198 A	Murray St.	4 9	
									198 A	Murray St.	11 31	
									206 A	Memphis	1 2	
									206 A	Memphis	0 23	
									206 A	Memphis	10 9	
LAST 15 GAMES												
280 H	SIUE	11 6	117 H	Morehead St.	6 2	280 H	SIUE	20 5	117 H	Morehead St.	5 1	
280 H	SIUE	3 2	117 H	Morehead St.	7 23	280 H	SIUE	9 3	206 A	Memphis	1 2	
276 H	Butler	9 3				276 H	Butler	9 3	206 A	Memphis	0 23	
265 A	UT Martin	5 10				265 A	UT Martin	5 10	206 A	Memphis	10 9	

Non-Div. I Games: Robert Morris-Peoria 14 0 Illinois Col. 7 6 Millikin 4 1 Eastern Ill.

Eastern Ill.

265	A	UT Martin	0	2
265	A	UT Martin	16	2

Through Games Of May 29, 2016

RPI	S	Opponent	Score	
214	A	Eastern Ky.	5	7
214	A	Eastern Ky.	7	8
214	A	Eastern Ky.	3	9
220	A	Illinois St.	2	1
241	A	Saint Louis	0	2
265	A	UT Martin	16	2
265	A	UT Martin	5	10
265	A	UT Martin	0	2
276	H	Butler	9	3
280	H	SIUE	3	2
280	H	SIUE	11	6
280	H	SIUE	20	5

Eastern Ill.

E
a
s
t
e
r
n
I
l
l
.

E
a
s
t
e
r
n
I
l
l
.

Average RPI Win: 173		WON-LOST RECORD		WINNING PCT. RANK		LAST 15 GAMES		STRENGTH OF SCHEDULE		OPP. STRENGTH OF SCHEDULE		TEAM RPI		ADJ RPI		CONF. RPI		ADJ CONF. RPI	
DIV. I ONLY		10-44-0		.18519 297		3-12-0		99		182		273		.42942 273		7		7	
DIV. I NON-CONF.		8-22-0		.26667 267		3-4-0		142		266		257		.4397 257		7		7	
TOTALS		RPI 1-25		RPI 26-50		W-L RECORDS		RPI 51-100		RPI 101-150		RPI 150+							
10-44-0		0-2-0		0-9-0		OVERALL		2-12-0		3-5-0		5-16-0							
5-16-0		0-1-0		0-9-0		HOME		1-3-0		3-1-0		1-2-0							
3-25-0		0-1-0		0-0-0		AWAY		1-9-0		0-4-0		2-11-0							
2-3-0		0-0-0		0-0-0		NEUTRAL		0-0-0		0-0-0		2-3-0							
8-22-0		0-2-0		0-0-0		NON-CONFERENCE		0-5-0		3-2-0		5-13-0							
4-5-0		0-1-0		0-0-0		HOME		0-1-0		3-1-0		1-2-0							
2-14-0		0-1-0		0-0-		AWAY		0-4-0		0-1-0		2-8-0							
2-3-0		0-0-0		0-0-0		NEUTRAL		0-0-0		0-0-0		2-3-0							
2-22-0		0-0-0		0-9-0		CONFERENCE		2-7-0		0-3-0		0-3-0							
1-11-0		0-0-0		0-9-0		HOME		1-2-0		0-0-0		0-0-0							
1-11-0		0-0-0		0-0-0		AWAY		1-5-0		0-3-0		0-3-0							
0-0-0		0-0-0		0-0-0		NEUTRAL		0-0-0		0-0-0		0-0-0							
RPI	S	Opponent		Score		RPI	S	Opponent		Score		RPI	S	Opponent		Score			
2	H	Louisville		4	9	35	H	Ohio St.		2	3	60	A	Maryland		7	1		
20	A	Georgia Tech		2	5	35	H	Ohio St.		1	5	60	A	Maryland		3	11		
						35	H	Ohio St.		1	3	60	A	Maryland		0	6		
						47	H	Nebraska		8	9	68	A	California		0	10		
						47	H	Nebraska		6	11	68	A	California		5	15		
						47	H	Nebraska		5	9	68	A	California		0	4		
						50	H	Minnesota		3	4	70	A	Indiana St.		1	4		
						50	H	Minnesota		0	3	70	H	Indiana St.		4	22		
						50	H	Minnesota		4	14	77	H	Michigan St.		0	11		
												77	H	Michigan St.		3	5		
												77	H	Michigan St.		5	2		
												99	A	Indiana		2	3		
												99	A	Indiana		9	10		
												99	A	Indiana		6	7		

Non-Div. I Games:

Purdue

50	H	Minnesota	0	3
50	H	Minnesota	4	14

RPI	S	Opponent	Score	
255	A	Northwestern	0	3
290	N	North Dakota	5	0

Purdue

P
u
r
d
u
e

P
u
r
d
u
e

Average RPI Win:	194	WON-LOST	WINNING	LAST 15	STRENGTH OF	OPP. STRENGTH	TEAM	ADJ	CONF.	ADJ CONF.	
Average RPI Loss:	184	RECORD	PCT. RANK	GAMES	SCHEDULE	OF SCHEDULE	RPI	RPI	RPI	RPI	
DIV. I ONLY	19-35-0	.35185	248	6-9-0	240	237	274	.42936	274	24	24
DIV. I NON-CONF.	12-18-0	.4	206	1-2-0	175	215	231	.45781	231	25	25
TOTALS	RPI 1-25	RPI 26-50	W-L RECORDS		RPI 51-100	RPI 101-150		RPI 150+			
19-35-0	0-0-0	1-4-0	OVERALL		0-1-0	2-6-0		16-24-0			
14-16-0	0-0-0	1-2-0	HOME		0-0-0	2-6-0		11-8-0			
5-18-0	0-0-0	0-2-0	AWAY		0-0-0	0-0-0		5-16-0			
0-1-0	0-0-0	0-0-0	NEUTRAL		0-1-0	0-0-0		0-0-0			
12-18-0	0-0-0	1-4-0	NON-CONFERENCE		0-1-0	1-4-0		10-9-0			
8-10-0	0-0-0	1-2-0	HOME		0-0-0	1-4-0		6-4-0			
4-7-0	0-0-0	0-0-	AWAY		0-0-0	0-0-0		4-5-0			
0-1-0	0-0-0	0-0-0	NEUTRAL		0-1-0	0-0-0		0-0-0			
7-17-0	0-0-0	0-0-0	CONFERENCE		0-0-0	1-2-0		6-15-0			
6-6-0	0-0-0	0-0-0	HOME		0-0-0	1-2-0		5-4-0			
1-11-0	0-0-0	0-0-0	AWAY		0-0-0	0-0-0		1-11-0			
0-0-0	0-0-0	0-0-0	NEUTRAL		0-0-0	0-0-0		0-0-0			
RPI S	Opponent	Score	RPI S	Opponent	Score	RPI S	Opponent	Score	RPI S	Opponent	Score
28 H	Bryant	2 12	67 N	Kentucky	6 8	107 H	Rutgers	6 8	107 H	Rutgers	6 5
28 H	Bryant	3 2				107 H	Rutgers	5 11	113 H	Rhode Island	2 5
28 H	Bryant	0 7				113 H	Rhode Island	2 1	113 H	Rhode Island	3 4
36 A	East Carolina	1 8				140 H	CSUN	0 1	145 H	Navy	9 13
36 A	East Carolina	0 6				157 H	Longwood	13 6	174 A	Georgetown	5 12
						174 H	Georgetown	2 1	179 A	James Madison	16 5
						179 H	James Madison	6 5	189 A	Wofford	6 11
						195 H	Richmond	1 10	195 H	Richmond	3 2
						195 H	Richmond	1 0	204 A	Radford	7 8
						204 A	Radford	9 3	204 A	Radford	2 0
						209 A	George Washington	4 14	209 A	George Washington	3 9
						209 A	George Washington	0 1	222 A	USC Upstate	4 5
						223 A	St. Bonaventure	4 3	223 A	St. Bonaventure	4 3
						223 A	St. Bonaventure	0 3	223 A	St. Bonaventure	3 16
						223 A	St. Bonaventure	3 16	223 A	St. Bonaventure	0 3
						223 A	St. Bonaventure	0 3			
LAST 15 GAMES			251 A St. Bonaventure			251 A St. Bonaventure			251 A St. Bonaventure		
251 A Massachusetts			2 4			223 A St. Bonaventure			4 3		
251 A Massachusetts			1 2			223 A St. Bonaventure			0 3		
251 A Massachusetts			1 2			223 A St. Bonaventure			0 3		
225 A Towson			11 10			223 A St. Bonaventure			3 16		
277 H La Salle			9 7			223 A St. Bonaventure			0 3		

Non-Div. I Games:

George Mason

277	H	La Salle	4	5
277	H	La Salle	2	0

RPI	S	Opponent	Score	
225	A	Towson	11	10
225	H	Towson	10	3
234	H	Dayton	6	9
234	H	Dayton	8	2
234	H	Dayton	2	9
241	A	Saint Louis	2	3
241	A	Saint Louis	6	15
241	A	Saint Louis	0	15
242	H	Siena	7	19
242	H	Siena	3	5
242	H	Siena	5	2
251	A	Massachusetts	1	2
251	A	Massachusetts	2	4
251	A	Massachusetts	1	2
253	H	LIU Brooklyn	2	11
253	H	LIU Brooklyn	9	8
253	H	LIU Brooklyn	7	10
257	A	VMI	17	20
277	H	La Salle	9	7
277	H	La Salle	2	0
277	H	La Salle	4	5

Average RPI Win:		188	WON-LOST RECORD		WINNING PCT. RANK		LAST 15 GAMES		STRENGTH OF SCHEDULE		OPP. STRENGTH OF SCHEDULE		TEAM RPI		ADJ RPI		CONF. RPI		ADJ CONF. RPI				
Average RPI Loss:		124																					
DIV. I ONLY			13-38-0		.2549 285		3-12-0		188		150		275		.42927 275		12		12				
DIV. I NON-CONF.			7-16-0		.30435 257		1-1-0		252		212		272		.42672 271		10		10				
TOTALS		RPI 1-25		RPI 26-50		W-L RECORDS		RPI 51-100		RPI 101-150		RPI 150+											
13-38-0		0-1-0		0-9-0		OVERALL		2-8-0		2-6-0		9-14-0											
9-13-0		0-0-0		0-3-0		HOME		2-4-0		1-0-0		6-6-0											
4-22-0		0-1-0		0-5-0		AWAY		0-3-0		1-6-0		3-7-0											
0-3-0		0-0-0		0-1-0		NEUTRAL		0-1-0		0-0-0		0-1-0											
7-16-0		0-1-0		0-3-0		NON-CONFERENCE		0-4-0		1-1-0		6-7-0											
5-2-0		0-0-0		0-0-0		HOME		0-0-0		1-0-0		4-2-0											
2-11-0		0-1-0		0-0-		AWAY		0-3-0		0-1-0		2-4-0											
0-3-0		0-0-0		0-1-0		NEUTRAL		0-1-0		0-0-0		0-1-0											
6-22-0		0-0-0		0-6-0		CONFERENCE		2-4-0		1-5-0		3-7-0											
4-11-0		0-0-0		0-3-0		HOME		2-4-0		0-0-0		2-4-0											
2-11-0		0-0-0		0-3-0		AWAY		0-0-0		1-5-0		1-3-0											
0-0-0		0-0-0		0-0-0		NEUTRAL		0-0-0		0-0-0		0-0-0											
RPI	S	Opponent		Score		RPI	S	Opponent		Score		RPI	S	Opponent		Score							
22	A	Dallas Baptist		1	17	30	N	Gonzaga		5	8	75	H	Lamar		1	3	104	A	SFA	14 4		
						32	A	Oklahoma St.		2	3	75	H	Lamar		6	20	104	A	SFA	1 11		
						32	A	Oklahoma St.		1	7	75	H	Lamar		3	2	104	A	SFA	1 7		
						34	H	Sam Houston St.		3	23	96	N	Notre Dame		2	13	110	A	Central Ark.	0 9		
						34	H	Sam Houston St.		3	12	97	A	UT Arlington		2	10	110	A	Central Ark.	10 21		
						34	H	Sam Houston St.		2	8	97	A	UT Arlington		0	13	110	A	Central Ark.	4 20		
						40	A	Southeastern La.		0	9	97	A	UT Arlington		3	9	111	H	Bradley	6 2		
						40	A	Southeastern La.		0	11	98	H	McNeese St.		0	4	115	A	Baylor	7 8		
						40	A	Southeastern La.		2	4	98	H	McNeese St.		0	1	151	A	Texas St.	5 22		
												98	H	McNeese St.		8	7	151	A	Texas St.	0 4		
																		151	A	Texas St.	4 5		
																		181	H	Nicholls St.	3 8		
																		181	H	Nicholls St.	7 5		
																		181	H	Nicholls St.	4 8		
																		186	A	UTSA	9 8		
																		186	A	UTSA	5 2		
																		192	A	Houston Baptist	0 2		
																		192	A	Houston Baptist	1 3		
																		192	A	Houston Baptist	3 2		
																		218	H	Abilene Christian	0 1		
																		218	H	Abilene Christian	1 2		
																		230	A	A&M-Corpus Christi	0 5		
																		230	H	A&M-Corpus Christi	5 4		
																		253	H	LIU Brooklyn	7 4		
																		253	H	LIU Brooklyn	8 2		
																		253	H	LIU Brooklyn	7 10		
																		281	A	UTRGV	3 4		
LAST 15 GAMES																							
						230	A	A&M-Corpus Christi		0	5	75	H	Lamar		3	2	230	H	A&M-Corpus Christi		5 4	
						218	H	Abilene Christian		0	1	75	H	Lamar		1	3	253	H	LIU Brooklyn		7 4	
						218	H	Abilene Christian		1	2	75	H	Lamar		6	20	253	H	LIU Brooklyn		8 2	
						186	A	UTSA		9	8							253	H	LIU Brooklyn		7 10	
						110	A	Central Ark.		4	20							281	A	UTRGV		3 4	

Non-Div. I Games:

Incarnate Word

110 A Central Ark.	10	21
110 A Central Ark.	0	9

RPI	S	Opponent	Score	
281	H	UTRGV	6	5
282	N	Texas Southern	1	3
298	H	Prairie View	1	5
298	H	Prairie View	12	2

Incarnate Word

I
n
c
a
r
n
a
t
e
W
o
r
d

I
n
c
a
r
n
a
t
e
W
o
r
d

Average RPI Win: 177		WON-LOST RECORD		WINNING PCT. RANK		LAST 15 GAMES		STRENGTH OF SCHEDULE		OPP. STRENGTH OF SCHEDULE		TEAM RPI		ADJ RPI		CONF. RPI		ADJ CONF. RPI	
DIV. I ONLY		12-40-0		.23077 289		3-12-0		154		207		276		.42733 276		16		16	
DIV. I NON-CONF.		8-26-0		.23529 275		1-4-0		200		244		278		.42087 277		16		16	
TOTALS		RPI 1-25		RPI 26-50		W-L RECORDS		RPI 51-100		RPI 101-150		RPI 150+							
12-40-0		0-0-0		1-3-0		OVERALL		1-11-0		2-10-0		8-16-0							
6-14-0		0-0-0		0-0-0		HOME		1-6-0		1-4-0		4-4-0							
4-22-0		0-0-0		0-3-0		AWAY		0-3-0		1-6-0		3-10-0							
2-4-0		0-0-0		1-0-0		NEUTRAL		0-2-0		0-0-0		1-2-0							
8-26-0		0-0-0		1-0-0		NON-CONFERENCE		1-8-0		1-5-0		5-13-0							
4-7-0		0-0-0		0-0-0		HOME		1-3-0		1-1-0		2-3-0							
2-15-0		0-0-0		0-0-		AWAY		0-3-0		0-4-0		2-8-0							
2-4-0		0-0-0		1-0-0		NEUTRAL		0-2-0		0-0-0		1-2-0							
4-14-0		0-0-0		0-3-0		CONFERENCE		0-3-0		1-5-0		3-3-0							
2-7-0		0-0-0		0-0-0		HOME		0-3-0		0-3-0		2-1-0							
2-7-0		0-0-0		0-3-0		AWAY		0-0-0		1-2-0		1-2-0							
0-0-0		0-0-0		0-0-0		NEUTRAL		0-0-0		0-0-0		0-0-0							
RPI	S	Opponent	Score	RPI	S	Opponent	Score	RPI	S	Opponent	Score	RPI	S	Opponent	Score				
39	N	Boston College	12 10	70	A	Indiana St.	2 7	111	H	Bradley	5 9								
45	A	Creighton	4 6	70	A	Indiana St.	9 13	111	H	Bradley	3 1								
45	A	Creighton	3 4	70	H	Indiana St.	1 6	127	A	Samford	3 4								
45	A	Creighton	1 2	77	N	Michigan St.	2 9	127	A	Samford	1 16								
				78	H	Xavier	1 4	127	A	Samford	2 12								
				78	H	Xavier	1 4	127	A	Samford	1 14								
				78	H	Xavier	2 6	135	A	St. John's (NY)	0 2								
				94	H	Mercer	4 5	135	A	St. John's (NY)	3 4								
				94	H	Mercer	5 6	135	A	St. John's (NY)	13 5								
				94	H	Mercer	7 3	147	H	Seton Hall	6 7								
				99	A	Indiana	1 27	147	H	Seton Hall	2 5								
				99	N	Indiana	1 2	147	H	Seton Hall	2 8								
								164	H	Miami (OH)	3 10								
								173	H	Ball St.	4 7								
								174	H	Georgetown	12 6								
								174	H	Georgetown	1 3								
								174	H	Georgetown	3 2								
								205	A	IPFW	0 1								
								205	H	IPFW	4 1								
								217	H	Western Mich.	7 3								
								217	H	Western Mich.	0 2								
								220	N	Illinois St.	2 9								
								221	N	Central Mich.	3 8								
								234	A	Dayton	0 3								
								238	A	Charleston So.	1 2								
								238	A	Charleston So.	3 7								
								238	A	Charleston So.	4 3								
Non-Div. I Games: Cleary				12	3	Marian (IN)				15	4	Butler							

94	H	Mercer	7	3
94	H	Mercer	4	5

RPI	S	Opponent	Score	
241	A	Saint Louis	12	13
241	A	Saint Louis	4	9
241	A	Saint Louis	8	6
243	A	Villanova	1	9
243	A	Villanova	11	6
243	A	Villanova	2	3
244	A	Northern Ky.	3	8
255	N	Northwestern	10	9
272	A	Eastern Ill.	3	9

Average RPI Win: 238		WON-LOST	WINNING	LAST 15	STRENGTH OF		OPP. STRENGTH	TEAM	ADJ		CONF.	ADJ CONF.
Average RPI Loss: 181		RECORD	PCT. RANK	GAMES	SCHEDULE		OF SCHEDULE	RPI	RPI		RPI	RPI
DIV. I ONLY		15-39-0	.27778	279	5-10-0		243	266	278		.42484	277
DIV. I NON-CONF.		9-21-0	.3	259	1-0-0		267	282	271		.42748	269
TOTALS		RPI 1-25	RPI 26-50		W-L RECORDS		RPI 51-100		RPI 101-150		RPI 150+	
15-39-0		0-0-0	0-0-0		OVERALL		0-3-0		1-12-0		14-24-0	
6-12-0		0-0-0	0-0-0		HOME		0-3-0		1-6-0		5-3-0	
9-27-0		0-0-0	0-0-0		AWAY		0-0-0		0-6-0		9-20-0	
0-0-0		0-0-0	0-0-0		NEUTRAL		0-0-0		0-0-0		0-0-0	
9-21-0		0-0-0	0-0-0		NON-CONFERENCE		0-0-0		0-7-0		9-14-0	
4-2-0		0-0-0	0-0-0		HOME		0-0-0		0-1-0		4-1-0	
5-19-0		0-0-0	0-0-		AWAY		0-0-0		0-6-0		5-13-0	
0-0-0		0-0-0	0-0-0		NEUTRAL		0-0-0		0-0-0		0-0-0	
6-18-0		0-0-0	0-0-0		CONFERENCE		0-3-0		1-5-0		5-10-0	
2-10-0		0-0-0	0-0-0		HOME		0-3-0		1-5-0		1-2-0	
4-8-0		0-0-0	0-0-0		AWAY		0-0-0		0-0-0		4-8-0	
0-0-0		0-0-0	0-0-0		NEUTRAL		0-0-0		0-0-0		0-0-0	
RPI S	Opponent	Score	RPI S	Opponent	Score	RPI S	Opponent	Score	RPI S	Opponent	Score	
						74 H VCU	1	4	106 A High Point	1	5	
						74 H VCU	1	2	106 A High Point	0	4	
						74 H VCU	1	9	113 H Rhode Island	1	7	
									113 H Rhode Island	5	7	
									113 H Rhode Island	0	6	
									135 A St. John's (NY)	7	16	
									135 A St. John's (NY)	2	9	
									135 A St. John's (NY)	0	15	
									139 H Saint Joseph's	3	2	
									139 H Saint Joseph's	2	10	
									139 H Saint Joseph's	2	14	
									148 A Delaware	1	22	
									148 H Delaware	2	4	
									170 A Winthrop	0	9	
									170 A Winthrop	3	7	
									170 A Winthrop	2	11	
									170 A Winthrop	5	9	
									196 H Canisius	4	3	
									201 H Fordham	16	4	
									201 H Fordham	2	6	
									201 H Fordham	0	9	
									207 A Elon	3	10	
									207 A Elon	4	7	
									207 A Elon	6	7	
									208 A Presbyterian	3	10	
									208 A Presbyterian	6	3	
									208 A Presbyterian	0	6	
			LAST 15 GAMES									
			113 H Rhode Island	1	7	139 H Saint Joseph's	2	10	207 A Elon	4	7	
			113 H Rhode Island	5	7	139 H Saint Joseph's	3	2	207 A Elon	6	7	
			113 H Rhode Island	0	6	223 A St. Bonaventure	1	3	208 A Presbyterian	3	10	
			274 A George Mason	7	9				208 A Presbyterian	6	3	
			274 A George Mason	5	4				208 A Presbyterian	0	6	

Non-Div. I Games:

La Salle

La Salle

274	A	George Mason	0	2
139	H	Saint Joseph's	2	14

Through Games Of May 29, 2016

RPI	S	Opponent	Score	
209	A	George Washington	6	3
209	A	George Washington	1	2
209	A	George Washington	3	4
223	A	St. Bonaventure	3	6
223	A	St. Bonaventure	1	3
223	A	St. Bonaventure	6	5
233	A	Penn	3	7
243	A	Villanova	2	5
243	H	Villanova	3	1
247	A	ETSU	6	4
247	A	ETSU	9	4
247	A	ETSU	3	6
251	A	Massachusetts	2	8
251	A	Massachusetts	5	3
251	A	Massachusetts	3	8
261	A	Bucknell	7	5
269	A	Rider	2	5
274	A	George Mason	5	4
274	A	George Mason	7	9
274	A	George Mason	0	2
291	A	Delaware St.	4	2
291	H	Delaware St.	6	5
295	H	Saint Peter's	3	7
295	H	Saint Peter's	1	0

La Salle

L
a
S
a
l
l
e

L
a
S
a
l
l
e

Average RPI Win: 250		WON-LOST	WINNING	LAST 15	STRENGTH OF		OPP. STRENGTH	TEAM	ADJ		CONF.	ADJ CONF.
Average RPI Loss: 185		RECORD	PCT. RANK	GAMES	SCHEDULE		OF SCHEDULE	RPI	RPI		RPI	RPI
DIV. I ONLY		24-30-0	.44444	190	294		260	279	.42266		31	31
DIV. I NON-CONF.		11-14-0	.44	183	290		228	276	.42374		31	31
TOTALS		RPI 1-25	RPI 26-50		W-L RECORDS		RPI 51-100		RPI 101-150		RPI 150+	
24-30-0		0-0-0	0-2-0		OVERALL		0-0-0		2-9-0		22-19-0	
15-14-0		0-0-0	0-1-0		HOME		0-0-0		2-5-0		13-8-0	
8-14-0		0-0-0	0-1-0		AWAY		0-0-0		0-3-0		8-10-0	
1-2-0		0-0-0	0-0-0		NEUTRAL		0-0-0		0-1-0		1-1-0	
11-14-0		0-0-0	0-2-0		NON-CONFERENCE		0-0-0		1-3-0		10-9-0	
8-8-0		0-0-0	0-1-0		HOME		0-0-0		1-3-0		7-4-0	
3-6-0		0-0-0	0-0-		AWAY		0-0-0		0-0-0		3-5-0	
0-0-0		0-0-0	0-0-0		NEUTRAL		0-0-0		0-0-0		0-0-0	
13-16-0		0-0-0	0-0-0		CONFERENCE		0-0-0		1-6-0		12-10-0	
7-6-0		0-0-0	0-0-0		HOME		0-0-0		1-2-0		6-4-0	
5-8-0		0-0-0	0-0-0		AWAY		0-0-0		0-3-0		5-5-0	
1-2-0		0-0-0	0-0-0		NEUTRAL		0-0-0		0-1-0		1-1-0	
RPI S	Opponent	Score	RPI S	Opponent	Score	RPI S	Opponent	Score	RPI S	Opponent	Score	
			26 A	Duke	0 3				106 H	High Point	14 1	
			26 H	Duke	2 4				117 H	Morehead St.	2 4	
									117 H	Morehead St.	1 4	
									117 H	Morehead St.	4 24	
									134 A	Florida A&M	4 6	
									134 A	Florida A&M	3 6	
									134 A	Florida A&M	4 16	
									134 H	Florida A&M	4 5	
									134 H	Florida A&M	9 6	
									134 H	Florida A&M	0 4	
									134 N	Florida A&M	2 10	
									157 A	Longwood	7 4	
									157 H	Longwood	5 3	
									161 H	Campbell	11 15	
									163 A	Bethune-Cookman	1 2	
									163 A	Bethune-Cookman	2 3	
									163 A	Bethune-Cookman	4 5	
									163 H	Bethune-Cookman	3 11	
									163 H	Bethune-Cookman	4 13	
									163 H	Bethune-Cookman	4 3	
									207 A	Elon	4 9	
									208 A	Presbyterian	6 15	
									238 A	Charleston So.	6 9	
									238 H	Charleston So.	0 1	
									239 A	Appalachian St.	1 12	
									239 H	Appalachian St.	4 1	
									263 H	NJIT	4 5	
LAST 15 GAMES			299 N	Coppin St.	5 7	288 A	Savannah St.	0 2	238 A	Charleston So.	6 9	
			134 N	Florida A&M	2 10	288 A	Savannah St.	9 5	238 H	Charleston So.	0 1	
			291 N	Delaware St.	10 5	288 A	Savannah St.	5 4	239 A	Appalachian St.	1 12	
			238 H	Charleston So.	0 1				239 H	Appalachian St.	4 1	
			134 H	Florida A&M	4 5				263 H	NJIT	4 5	

Non-Div. I Games: Virginia St. 14 4

N.C. Central

134 H Florida A&M	9	6
134 H Florida A&M	0	4

RPI	S	Opponent	Score	
263	H	NJIT	8	4
263	H	NJIT	6	5
266	H	Niagara	7	3
266	H	Niagara	10	6
266	H	Niagara	13	10
266	H	Niagara	11	12
270	A	Norfolk St.	6	3
270	H	Norfolk St.	9	13
285	A	UNC Asheville	5	6
285	A	UNC Asheville	6	2
285	A	UNC Asheville	5	2
287	A	N.C. A&T	8	6
287	A	N.C. A&T	2	15
287	A	N.C. A&T	7	4
287	H	N.C. A&T	4	3
287	H	N.C. A&T	8	4
287	H	N.C. A&T	8	0
288	A	Savannah St.	0	2
288	A	Savannah St.	9	5
288	A	Savannah St.	5	4
288	H	Savannah St.	2	1
288	H	Savannah St.	9	5
288	H	Savannah St.	2	4
291	N	Delaware St.	10	5
299	N	Coppin St.	5	7

NYIT

Average RPI Win:	236	WON-LOST RECORD	WINNING PCT. RANK	LAST 15 GAMES	STRENGTH OF SCHEDULE	OPP. STRENGTH OF SCHEDULE	TEAM RPI	ADJ RPI	CONF. RPI	ADJ CONF. RPI		
Average RPI Loss:	209											
DIV. I ONLY		17-26-0	.39535	224	4-11-0	290	270	280	.42176	279	30	30
DIV. I NON-CONF.		17-26-0	.39535	211	4-11-0	292	285	277	.42176	276	30	30
<hr/>												
TOTALS	RPI 1-25	RPI 26-50		W-L RECORDS		RPI 51-100		RPI 101-150		RPI 150+		
17-26-0	0-0-0	0-0-0		OVERALL		0-0-0		1-5-0		16-21-0		
8-8-0	0-0-0	0-0-0		HOME		0-0-0		0-1-0		8-7-0		
6-16-0	0-0-0	0-0-0		AWAY		0-0-0		0-3-0		6-12-0		
3-2-0	0-0-0	0-0-0		NEUTRAL		0-0-0		1-1-0		2-1-0		
<hr/>												
17-26-0	0-0-0	0-0-0		NON-CONFERENCE		0-0-0		1-5-0		16-21-0		
8-8-0	0-0-0	0-0-0		HOME		0-0-0		0-1-0		8-7-0		
6-16-0	0-0-0	0-0-		AWAY		0-0-0		0-3-0		6-13-0		
3-2-0	0-0-0	0-0-0		NEUTRAL		0-0-0		1-1-0		2-1-0		
<hr/>												
0-0-0	0-0-0	0-0-0		CONFERENCE		0-0-0		0-0-0		0-0-0		
0-0-0	0-0-0	0-0-0		HOME		0-0-0		0-0-0		0-0-0		
0-0-0	0-0-0	0-0-0		AWAY		0-0-0		0-0-0		0-0-0		
0-0-0	0-0-0	0-0-0		NEUTRAL		0-0-0		0-0-0		0-0-0		
<hr/>												
RPI	S	Opponent	Score	RPI	S	Opponent	Score	RPI	S	Opponent	Score	
								105	N	Princeton	2	1
								109	A	Binghamton	2	3
								109	A	Binghamton	1	23
								122	N	Penn St.	2	15
								135	A	St. John's (NY)	6	15
								135	H	St. John's (NY)	1	8
								160	A	Stony Brook	1	5
								160	H	Stony Brook	5	7
								195	A	Richmond	1	9
								201	H	Fordham	5	4
								211	H	Albany (NY)	2	7
								211	H	Albany (NY)	4	0
								211	H	Albany (NY)	2	5
								211	H	Albany (NY)	3	0
								215	A	Manhattan	6	7
								215	H	Manhattan	4	6
								219	A	UMass Lowell	0	8
								219	A	UMass Lowell	7	1
								219	A	UMass Lowell	4	6
								219	A	UMass Lowell	8	2
								233	H	Penn	6	5
				LAST 15 GAMES				240	A	Maine	5	8
			243 A Villanova	2	8		263 A NJIT	1	4	240 A Maine	9	4
			243 A Villanova	5	6		263 H NJIT	2	0	240 A Maine	4	2
			160 H Stony Brook	5	7		263 H NJIT	7	6	240 A Maine	1	4
			109 A Binghamton	1	23					243 A Villanova	2	8
			109 A Binghamton	2	3					243 A Villanova	5	6

Non-Div. I Games:

NYIT

245	H	Lehigh	5	16
263	A	NJIT	2	7

RPI	S	Opponent	Score	
245	A	Lehigh	5	10
245	H	Lehigh	5	16
248	A	Fairleigh Dickinson	1	11
248	A	Fairleigh Dickinson	6	3
248	H	Fairleigh Dickinson	0	1
248	H	Fairleigh Dickinson	9	0
249	H	Hofstra	1	3
253	A	LIU Brooklyn	4	3
254	H	Army West Point	3	2
263	A	NJIT	1	4
263	A	NJIT	2	7
263	H	NJIT	7	6
263	H	NJIT	2	0
299	N	Coppin St.	14	7
299	N	Coppin St.	5	2
299	N	Coppin St.	4	10

N
Y
I
T

N
Y
I
T

Average RPI Win: 200		WON-LOST RECORD		WINNING PCT. RANK		LAST 15 GAMES		STRENGTH OF SCHEDULE		OPP. STRENGTH OF SCHEDULE		TEAM RPI		ADJ RPI		CONF. RPI		ADJ CONF. RPI			
Average RPI Loss: 149																					
DIV. I ONLY		9-40-0		.18367 298		1-14-0		159		180		281		.41903 280		21		21			
DIV. I NON-CONF.		3-16-0		.15789 290		0-4-0		110		144		266		.43045 266		23		23			
TOTALS		RPI 1-25		RPI 26-50		W-L RECORDS		RPI 51-100		RPI 101-150		RPI 150+									
9-40-0		0-3-0		0-0-0		OVERALL		0-9-0		2-7-0		7-21-0									
5-13-0		0-0-0		0-0-0		HOME		0-3-0		2-5-0		3-5-0									
4-27-0		0-3-0		0-0-0		AWAY		0-6-0		0-2-0		4-16-0									
0-0-0		0-0-0		0-0-0		NEUTRAL		0-0-0		0-0-0		0-0-0									
3-16-0		0-3-0		0-0-0		NON-CONFERENCE		0-3-0		1-2-0		2-8-0									
2-1-0		0-0-0		0-0-0		HOME		0-0-0		1-0-0		1-1-0									
1-15-0		0-3-0		0-0-		AWAY		0-3-0		0-2-0		1-7-0									
0-0-0		0-0-0		0-0-0		NEUTRAL		0-0-0		0-0-0		0-0-0									
6-24-0		0-0-0		0-0-0		CONFERENCE		0-6-0		1-5-0		5-13-0									
3-12-0		0-0-0		0-0-0		HOME		0-3-0		1-5-0		2-4-0									
3-12-0		0-0-0		0-0-0		AWAY		0-3-0		0-0-0		3-9-0									
0-0-0		0-0-0		0-0-0		NEUTRAL		0-0-0		0-0-0		0-0-0									
RPI	S	Opponent		Score		RPI	S	Opponent		Score		RPI	S	Opponent		Score					
2	A	Louisville		4	21					54	A	Southeast Mo. St.	0	4	101	H	Austin Peay	3	14		
2	A	Louisville		1	10					54	A	Southeast Mo. St.	5	9	101	H	Austin Peay	9	12		
2	A	Louisville		0	12					54	A	Southeast Mo. St.	11	20	101	H	Austin Peay	4	7		
										87	A	Missouri St.	1	11	117	H	Morehead St.	2	11		
										87	A	Missouri St.	2	6	117	H	Morehead St.	0	2		
										87	A	Missouri St.	5	12	117	H	Morehead St.	2	0		
										89	H	Jacksonville St.	6	9	126	A	Missouri	6	9		
										89	H	Jacksonville St.	7	9	138	A	Evansville	2	13		
										89	H	Jacksonville St.	4	13	138	H	Evansville	11	10		
															175	A	Air Force	0	8		
															175	A	Air Force	10	11		
															175	A	Air Force	2	11		
															175	A	Air Force	0	11		
															191	H	Belmont	0	12		
															191	H	Belmont	9	8		
															191	H	Belmont	5	6		
															193	H	Tennessee Tech	5	4		
															193	H	Tennessee Tech	3	13		
															193	H	Tennessee Tech	2	14		
															198	A	Murray St.	0	4		
															198	A	Murray St.	9	8		
															198	A	Murray St.	4	6		
															206	A	Memphis	2	4		
															206	A	Memphis	5	11		
															206	A	Memphis	0	4		
															214	A	Eastern Ky.	1	12		
															214	A	Eastern Ky.	4	8		
LAST 15 GAMES																					
272	A	Eastern Ill.		6	11	175	A	Air Force		0	11	206	A	Memphis						2	4
272	A	Eastern Ill.		5	20	175	A	Air Force		0	8	206	A	Memphis						5	11
272	A	Eastern Ill.		2	3	175	A	Air Force		10	11	206	A	Memphis						0	4
		101 H Austin Peay		4	7									214	A	Eastern Ky.		1	12		
		101 H Austin Peay		9	12									214	A	Eastern Ky.		4	8		

Non-Div. I Games:

SIUE

101	H	Austin Peay	3	14
175	A	Air Force	2	11

RPI	S	Opponent	Score	
214	A	Eastern Ky.	7	3
220	H	Illinois St.	3	9
241	A	Saint Louis	6	1
241	H	Saint Louis	9	8
265	A	UT Martin	6	4
265	A	UT Martin	7	8
265	A	UT Martin	4	5
272	A	Eastern Ill.	6	11
272	A	Eastern Ill.	2	3
272	A	Eastern Ill.	5	20

S
I
U
E

S
I
U
E

Average RPI Win: 234		WON-LOST RECORD	WINNING PCT. RANK	LAST 15 GAMES	STRENGTH OF SCHEDULE	OPP. STRENGTH OF SCHEDULE	TEAM RPI	ADJ RPI		CONF. RPI	ADJ CONF. RPI								
Average RPI Loss: 179																			
DIV. I ONLY		18-28-0	.3913	227	3-12-0	287	246	282	.4173	281	28	28							
DIV. I NON-CONF.		8-14-0	.36364	223	0-1-0	295	225	284	.40274	284	27	27							
<hr/>																			
TOTALS		RPI 1-25		RPI 26-50		W-L RECORDS		RPI 51-100		RPI 101-150		RPI 150+							
18-28-0		0-1-0		0-0-0		OVERALL		1-2-0		2-8-0		15-17-0							
14-11-0		0-0-0		0-0-0		HOME		0-0-0		1-2-0		13-9-0							
4-17-0		0-1-0		0-0-0		AWAY		1-2-0		1-6-0		2-8-0							
0-0-0		0-0-0		0-0-0		NEUTRAL		0-0-0		0-0-0		0-0-0							
<hr/>																			
8-14-0		0-1-0		0-0-0		NON-CONFERENCE		1-2-0		0-1-0		7-10-0							
7-3-0		0-0-0		0-0-0		HOME		0-0-0		0-0-0		7-3-0							
1-11-0		0-1-0		0-0-		AWAY		1-2-0		0-1-0		0-7-0							
0-0-0		0-0-0		0-0-0		NEUTRAL		0-0-0		0-0-0		0-0-0							
<hr/>																			
10-14-0		0-0-0		0-0-0		CONFERENCE		0-0-0		2-7-0		8-7-0							
7-8-0		0-0-0		0-0-0		HOME		0-0-0		1-2-0		6-6-0							
3-6-0		0-0-0		0-0-0		AWAY		0-0-0		1-5-0		2-1-0							
0-0-0		0-0-0		0-0-0		NEUTRAL		0-0-0		0-0-0		0-0-0							
<hr/>																			
RPI	S	Opponent		Score		RPI	S	Opponent		Score		RPI	S	Opponent		Score			
16	A	TCU		0 13								75	A	Lamar		1 4			
												75	A	Lamar		1 4			
												75	A	Lamar		7 3			
												112	A	Seattle		4 7			
												112	A	Seattle		3 5			
												112	A	Seattle		4 6			
												130	A	Utah Valley		2 3			
												130	A	Utah Valley		11 16			
												130	A	Utah Valley		4 2			
												133	A	Texas		5 7			
												146	H	New Mexico St.		3 12			
												146	H	New Mexico St.		9 3			
												146	H	New Mexico St.		3 7			
												151	H	Texas St.		4 3			
												172	H	Sacramento St.		3 12			
												172	H	Sacramento St.		3 2			
												172	H	Sacramento St.		3 5			
												177	H	Washington St.		3 1			
												192	H	Houston Baptist		2 6			
												213	H	Grand Canyon		4 3			
												213	H	Grand Canyon		0 10			
												213	H	Grand Canyon		0 10			
												218	A	Abilene Christian		5 6			
												218	A	Abilene Christian		2 7			
												218	A	Abilene Christian		2 5			
												218	A	Abilene Christian		1 3			
												230	A	A&M-Corpus Christi		0 3			
												230	A	A&M-Corpus Christi		4 5			
												230	H	A&M-Corpus Christi		3 6			
												230	H	A&M-Corpus Christi		2 9			
<hr/>																			
LAST 15 GAMES																			
213 H Grand Canyon						4		3		256 H CSU Bakersfield						6		11	
213 H Grand Canyon						0		10		256 H CSU Bakersfield						5		0	
213 H Grand Canyon						0		10		230 A A&M-Corpus Christi						0		3	
130 A Utah Valley						4		2											
130 A Utah Valley						2		3											

UTRGV

130 A Utah Valley	11	16
256 H CSU Bakersfield	0	5

RPI	S	Opponent	Score	
256	H	CSU Bakersfield	0	5
256	H	CSU Bakersfield	5	0
256	H	CSU Bakersfield	6	11
275	A	Incarnate Word	5	6
275	H	Incarnate Word	4	3
286	H	Jackson St.	11	4
286	H	Jackson St.	10	4
290	H	North Dakota	12	2
290	H	North Dakota	8	4
290	H	North Dakota	2	1
293	A	Chicago St.	9	2
293	A	Chicago St.	7	1
293	A	Chicago St.	7	12
298	H	Prairie View	11	9
298	H	Prairie View	7	6

Average RPI Win: 274		WON-LOST	WINNING	LAST 15	STRENGTH OF		OPP. STRENGTH	TEAM	ADJ	CONF.	ADJ CONF.
Average RPI Loss: 181		RECORD	PCT. RANK	GAMES	SCHEDULE		OF SCHEDULE	RPI	RPI	RPI	RPI
DIV. I ONLY		19-24-0	.44186	196	288		294	277	.41663	282	32
DIV. I NON-CONF.		3-13-0	.1875	281	112		145	267	.42001	278	32
TOTALS		RPI 1-25	RPI 26-50		W-L RECORDS		RPI 51-100		RPI 101-150		RPI 150+
19-24-0	0-1-0	0-4-0		OVERALL		0-2-0		1-1-0		18-16-0	
8-8-0	0-0-0	0-0-0		HOME		0-0-0		0-0-0		8-8-0	
6-13-0	0-1-0	0-3-0		AWAY		0-1-0		0-1-0		6-7-0	
5-3-0	0-0-0	0-1-0		NEUTRAL		0-1-0		1-0-0		4-1-0	
3-13-0	0-1-0	0-4-0		NON-CONFERENCE		0-2-0		1-1-0		2-5-0	
1-4-0	0-0-0	0-0-0		HOME		0-0-0		0-0-0		1-4-0	
0-7-0	0-1-0	0-0-		AWAY		0-1-0		0-1-0		0-1-0	
2-2-0	0-0-0	0-1-0		NEUTRAL		0-1-0		1-0-0		1-0-0	
16-11-0	0-0-0	0-0-0		CONFERENCE		0-0-0		0-0-0		16-11-0	
7-4-0	0-0-0	0-0-0		HOME		0-0-0		0-0-0		7-4-0	
6-6-0	0-0-0	0-0-0		AWAY		0-0-0		0-0-0		6-6-0	
3-1-0	0-0-0	0-0-0		NEUTRAL		0-0-0		0-0-0		3-1-0	
RPI S	Opponent	Score		RPI S	Opponent	Score		RPI S	Opponent	Score	
22 A	Dallas Baptist	9	15	30 N	Gonzaga	3	18	59 A	Houston	1	7
				34 A	Sam Houston St.	0	14	96 N	Notre Dame	5	6
				34 A	Sam Houston St.	0	5				
				34 A	Sam Houston St.	3	10				
				LAST 15 GAMES							
				158 N	Alabama St.	5	7	296 H	Southern U.	8	6
				286 N	Jackson St.	15	4	34 A	Sam Houston St.	0	5
				271 N	Ark.-Pine Bluff	10	0	192 A	Houston Baptist	3	7
				286 N	Jackson St.	10	2				
				192 H	Houston Baptist	6	7				
Non-Div. I Games:	Huston-Tillotson	2	7	Jarvis Christian	8	3	Wiley	15	5	Jarvis Christian	2
	Wiley	8	6	Huston-Tillotson	11	5	Jarvis Christian	7	3	Texas Southern	6

296 H Southern U.	10	0
296 H Southern U.	5	4

RPI	S	Opponent	Score	
296	H	Southern U.	5	4
296	H	Southern U.	10	0
296	H	Southern U.	8	6
298	A	Prairie View	2	12
298	A	Prairie View	24	5
298	A	Prairie View	11	3
298	H	Prairie View	4	5
298	H	Prairie View	6	5
298	H	Prairie View	8	12

Texas Southern

T
e
x
a
s
S
o
u
t
h
e
r
n

T
e
x
a
s
S
o
u
t
h
e
r
n

Average RPI Win: 293		WON-LOST RECORD		WINNING PCT. RANK		LAST 15 GAMES		STRENGTH OF SCHEDULE		OPP. STRENGTH OF SCHEDULE		TEAM RPI		ADJ RPI		CONF. RPI		ADJ CONF. RPI	
DIV. I ONLY		17-27-0		.38636 230		4-10-0		295		288		283		.41428 283		32		32	
DIV. I NON-CONF.		0-13-0		0 296		0-1-0		12		1		268		.42683 270		32		32	
TOTALS		RPI 1-25		RPI 26-50		W-L RECORDS		RPI 51-100		RPI 101-150		RPI 150+							
17-27-0		0-4-0		0-3-0		OVERALL		0-4-0		0-2-0		17-14-0							
5-9-0		0-0-0		0-0-0		HOME		0-3-0		0-0-0		5-6-0							
11-15-0		0-4-0		0-3-0		AWAY		0-1-0		0-2-0		11-5-0							
1-3-0		0-0-0		0-0-0		NEUTRAL		0-0-0		0-0-0		1-3-0							
0-13-0		0-4-0		0-3-0		NON-CONFERENCE		0-4-0		0-2-0		0-0-0							
0-3-0		0-0-0		0-0-0		HOME		0-3-0		0-0-0		0-0-0							
0-10-0		0-4-0		0-0-		AWAY		0-1-0		0-2-0		0-0-0							
0-0-0		0-0-0		0-0-0		NEUTRAL		0-0-0		0-0-0		0-0-0							
17-14-0		0-0-0		0-0-0		CONFERENCE		0-0-0		0-0-0		17-14-0							
5-6-0		0-0-0		0-0-0		HOME		0-0-0		0-0-0		5-6-0							
11-5-0		0-0-0		0-0-0		AWAY		0-0-0		0-0-0		11-5-0							
1-3-0		0-0-0		0-0-0		NEUTRAL		0-0-0		0-0-0		1-3-0							
RPI	S	Opponent		Score		RPI	S	Opponent		Score		RPI	S	Opponent		Score			
5	A	Ole Miss		2	15	31	A	Louisiana Tech		2	10	83	H	Pittsburgh		6	16		
5	A	Ole Miss		1	6	31	A	Louisiana Tech		3	7	83	H	Pittsburgh		5	18		
5	A	Ole Miss		3	7	46	A	Northwestern St.		1	2	83	H	Pittsburgh		6	14		
7	A	LSU		11	14							84	A	New Orleans		8	11		
				</															

271	H	Ark.-Pine Bluff	5	15
271	H	Ark.-Pine Bluff	3	4

RPI	S	Opponent	Score	
298	A	Prairie View	13	3
298	A	Prairie View	13	2
298	H	Prairie View	11	7
298	H	Prairie View	8	4
298	H	Prairie View	13	6
298	N	Prairie View	3	4

Grambling

G
r
a
m
b
l
i
n
g

G
r
a
m
b
l
i
n
g

Average RPI Win:	240	WON-LOST RECORD	WINNING PCT. RANK	LAST 15 GAMES	STRENGTH OF SCHEDULE	OPP. STRENGTH OF SCHEDULE	TEAM RPI	ADJ RPI	CONF. RPI	ADJ CONF. RPI		
Average RPI Loss:	183											
DIV. I ONLY	11-39-0	.22	293	3-12-0	233	279	285	.4106	284	29	29	
DIV. I NON-CONF.	6-20-0	.23077	277	0-2-0	204	269	260	.43834	260	28	28	
<hr/>												
TOTALS	RPI 1-25	RPI 26-50		W-L RECORDS	RPI 51-100		RPI 101-150		RPI 150+			
11-39-0	0-0-0	0-3-0		OVERALL	0-0-0		0-4-0		11-32-0			
4-11-0	0-0-0	0-0-0		HOME	0-0-0		0-1-0		4-10-0			
7-28-0	0-0-0	0-3-0		AWAY	0-0-0		0-3-0		7-22-0			
0-0-0	0-0-0	0-0-0		NEUTRAL	0-0-0		0-0-0		0-0-0			
<hr/>												
6-20-0	0-0-0	0-3-0		NON-CONFERENCE	0-0-0		0-4-0		6-13-0			
1-2-0	0-0-0	0-0-0		HOME	0-0-0		0-1-0		1-1-0			
5-18-0	0-0-0	0-0-		AWAY	0-0-0		0-3-0		5-12-0			
0-0-0	0-0-0	0-0-0		NEUTRAL	0-0-0		0-0-0		0-0-0			
<hr/>												
5-19-0	0-0-0	0-0-0		CONFERENCE	0-0-0		0-0-0		5-19-0			
3-9-0	0-0-0	0-0-0		HOME	0-0-0		0-0-0		3-9-0			
2-10-0	0-0-0	0-0-0		AWAY	0-0-0		0-0-0		2-10-0			
0-0-0	0-0-0	0-0-0		NEUTRAL	0-0-0		0-0-0		0-0-0			
<hr/>												
RPI S	Opponent	Score	RPI S	Opponent	Score	RPI S	Opponent	Score	RPI S	Opponent	Score	
			33 A	UNCW	1 11				107 A	Rutgers	8 13	
			33 A	UNCW	7 19				135 A	St. John's (NY)	3 13	
			33 A	UNCW	4 11				135 H	St. John's (NY)	2 5	
									147 A	Seton Hall	4 5	
									155 A	Gardner-Webb	8 9	
									155 A	Gardner-Webb	2 4	
									155 A	Gardner-Webb	1 11	
									155 A	Gardner-Webb	2 3	
									159 H	Sacred Heart	3 4	
									160 A	Stony Brook	2 11	
									160 A	Stony Brook	4 15	
									160 H	Stony Brook	7 0	
									167 A	Davidson	1 16	
									167 A	Davidson	1 9	
									180 A	Monmouth	2 9	
									180 A	Monmouth	2 1	
									180 A	Monmouth	0 1	
									182 H	Fairfield	1 7	
									182 H	Fairfield	1 2	
									182 H	Fairfield	7 8	
									196 A	Canisius	0 10	
									196 A	Canisius	0 10	
									196 A	Canisius	6 7	
									201 A	Fordham	2 19	
									202 A	Central Conn. St.	4 5	
									202 A	Central Conn. St.	6 3	
									215 A	Manhattan	5 3	
			LAST 15 GAMES									
	215 A	Manhattan	5	3	180 A	Monmouth	2	1	196 A	Canisius	6	7
	215 A	Manhattan	6	11	180 A	Monmouth	2	9	201 A	Fordham	2	19
	215 A	Manhattan	1	9	180 A	Monmouth	0	1	202 A	Central Conn. St.	4	5
	159 H	Sacred Heart	3	4					202 A	Central Conn. St.	6	3
	242 H	Siena	3	2					215 A	Manhattan	5	3

Non-Div. I Games:

Iona

242 H Siena	3	4
242 H Siena	6	12

RPI	S	Opponent	Score	
215	A	Manhattan	1	9
215	A	Manhattan	6	11
216	A	Quinnipiac	2	3
216	A	Quinnipiac	3	4
216	A	Quinnipiac	0	2
242	H	Siena	6	12
242	H	Siena	3	2
242	H	Siena	3	4
252	H	Marist	6	7
252	H	Marist	2	1
252	H	Marist	3	2
266	H	Niagara	5	18
266	H	Niagara	0	1
266	H	Niagara	5	15
285	A	UNC Asheville	6	5
285	A	UNC Asheville	14	4
285	A	UNC Asheville	10	9
287	A	N.C. A&T	5	12
287	A	N.C. A&T	13	14
287	A	N.C. A&T	7	3

I
o
n
a

I
o
n
a

Iona

Average RPI Win:		206	WON-LOST RECORD		WINNING PCT. RANK		LAST 15 GAMES		STRENGTH OF SCHEDULE		OPP. STRENGTH OF SCHEDULE		TEAM RPI		ADJ RPI		CONF. RPI		ADJ CONF. RPI					
DIV. I ONLY			16-38-0		.2963		274		3-12-0		267		226		286		.40787		285		17		17	
DIV. I NON-CONF.			11-19-0		.36667		220		2-2-0		289		278		282		.40432		282		19		19	
TOTALS		RPI 1-25		RPI 26-50		W-L RECORDS		RPI 51-100		RPI 101-150		RPI 150+												
16-38-0		1-0-0		0-0-0		OVERALL		1-2-0		1-8-0		13-28-0												
10-20-0		0-0-0		0-0-0		HOME		1-1-0		0-4-0		9-15-0												
5-16-0		1-0-0		0-0-0		AWAY		0-1-0		1-4-0		3-11-0												
1-2-0		0-0-0		0-0-0		NEUTRAL		0-0-0		0-0-0		1-2-0												
11-19-0		1-0-0		0-0-0		NON-CONFERENCE		1-2-0		1-2-0		8-15-0												
7-11-0		0-0-0		0-0-0		HOME		1-1-0		0-1-0		6-9-0												
3-6-0		1-0-0		0-0-		AWAY		0-1-0		1-1-0		1-4-0												
1-2-0		0-0-0		0-0-0		NEUTRAL		0-0-0		0-0-0		1-2-0												
5-19-0		0-0-0		0-0-0		CONFERENCE		0-0-0		0-6-0		5-13-0												
3-9-0		0-0-0		0-0-0		HOME		0-0-0		0-3-0		3-6-0												
2-10-0		0-0-0		0-0-0		AWAY		0-0-0		0-3-0		2-7-0												
0-0-0		0-0-0		0-0-0		NEUTRAL		0-0-0		0-0-0		0-0-0												
RPI	S	Opponent		Score		RPI	S	Opponent		Score		RPI	S	Opponent		Score		RPI	S	Opponent		Score		
19	A	North Carolina		3	2							76	H	UNCG		12	7	103	A	Western Caro.		8	0	
												82	A	Tennessee		0	11	106	H	High Point		4	6	
												82	H	Tennessee		3	7	106	H	High Point		2	11	
																		106	H	High Point		0	8	
																		114	A	Liberty		5	6	
																		114	A	Liberty		6	7	
																		114	A	Liberty		5	11	
																		131	A	Furman		6	8	
																		131	H	Furman		3	4	
																		155	H	Gardner-Webb		1	12	
																		155	H	Gardner-Webb		1	6	
																		155	H	Gardner-Webb		6	11	
																		157	A	Longwood		3	6	
																		157	A	Longwood		4	7	
																		157	A	Longwood		1	2	
																		170	H	Winthrop		10	7	
																		170	H	Winthrop		2	9	
																		170	H	Winthrop		2	5	
																		180	N	Monmouth		7	8	
																		189	A	Wofford		5	8	
																		189	H	Wofford		10	8	
																		193	A	Tennessee Tech		4	9	
																		204	A	Radford		3	8	
																		204	A	Radford		3	7	
																		204	A	Radford		1	6	
																		208	H	Presbyterian		22	9	
																		208	H	Presbyterian		7	4	
LAST 15 GAMES																								
						204	A	Radford		3	7	76	H	UNCG		12	7							
						204	A	Radford		3	8	131	H	Furman		3	4							
						204	A	Radford		1	6	157	A	Longwood		3	6							
						193	A	Tennessee Tech		4	9													
						155	H	Gardner-Webb		1	6													

Non-Div. I Games:

UNC Asheville

155 H Gardner-Webb	1	12
155 H Gardner-Webb	6	11

RPI	S	Opponent	Score	
208	H	Presbyterian	8	13
222	A	USC Upstate	3	9
222	H	USC Upstate	3	9
237	H	Ohio	7	5
237	H	Ohio	8	14
237	H	Ohio	5	12
238	A	Charleston So.	7	1
238	A	Charleston So.	9	8
238	A	Charleston So.	7	9
239	A	Appalachian St.	8	3
239	N	Appalachian St.	0	8
247	A	ETSU	1	9
247	H	ETSU	7	5
269	N	Rider	19	4
278	H	N.C. Central	2	5
278	H	N.C. Central	6	5
278	H	N.C. Central	2	6
284	H	Iona	5	6
284	H	Iona	4	14
284	H	Iona	9	10
289	H	Mt. St. Mary's	8	2
289	H	Mt. St. Mary's	1	2
289	H	Mt. St. Mary's	8	5

UNC Asheville

U
N
C
A
s
h
e
v
i
l
l
e

U
N
C
A
s
h
e
v
i
l
l
e

Average RPI Win: 277		WON-LOST	WINNING	LAST 15	STRENGTH OF		OPP. STRENGTH	TEAM	ADJ		CONF.	ADJ CONF.
Average RPI Loss: 205		RECORD	PCT. RANK	GAMES	SCHEDULE		OF SCHEDULE	RPI	RPI		RPI	RPI
DIV. I ONLY		25-26-0	.4902	163	10-5-0		300	293	284		.40612	286
DIV. I NON-CONF.		5-14-0	.26316	269	0-1-0		274	227	293		.38861	293
TOTALS		RPI 1-25	RPI 26-50		W-L RECORDS		RPI 51-100		RPI 101-150		RPI 150+	
25-26-0		0-0-0	0-2-0		OVERALL		0-2-0		2-2-0		23-20-0	
12-10-0		0-0-0	0-1-0		HOME		0-1-0		2-1-0		10-7-0	
10-13-0		0-0-0	0-1-0		AWAY		0-1-0		0-1-0		10-10-0	
3-3-0		0-0-0	0-0-0		NEUTRAL		0-0-0		0-0-0		3-3-0	
5-14-0		0-0-0	0-2-0		NON-CONFERENCE		0-2-0		2-2-0		3-8-0	
4-5-0		0-0-0	0-1-0		HOME		0-1-0		2-1-0		2-2-0	
1-9-0		0-0-0	0-0-		AWAY		0-1-0		0-1-0		1-6-0	
0-0-0		0-0-0	0-0-0		NEUTRAL		0-0-0		0-0-0		0-0-0	
20-12-0		0-0-0	0-0-0		CONFERENCE		0-0-0		0-0-0		20-12-0	
8-5-0		0-0-0	0-0-0		HOME		0-0-0		0-0-0		8-5-0	
9-4-0		0-0-0	0-0-0		AWAY		0-0-0		0-0-0		9-4-0	
3-3-0		0-0-0	0-0-0		NEUTRAL		0-0-0		0-0-0		3-3-0	
RPI S	Opponent	Score	RPI S	Opponent	Score	RPI S	Opponent	Score	RPI S	Opponent	Score	
			40 A	Southeastern La.	0 15	84 A	New Orleans	4 13	134 H	Florida A&M	4 3	
			40 H	Southeastern La.	8 12	84 H	New Orleans	9 11	134 H	Florida A&M	16 9	
									134 H	Florida A&M	2 15	
									149 A	La.-Monroe	7 10	
									158 A	Alabama St.	1 6	
									158 A	Alabama St.	2 7	
									158 A	Alabama St.	3 4	
									158 H	Alabama St.	4 7	
									158 H	Alabama St.	1 13	
									158 H	Alabama St.	4 15	
									229 A	Georgia St.	5 11	
									229 A	Georgia St.	13 12	
									265 A	UT Martin	3 13	
									265 A	UT Martin	8 11	
									265 A	UT Martin	4 10	
									265 H	UT Martin	9 2	
									265 H	UT Martin	9 18	
									265 H	UT Martin	8 5	
									265 H	UT Martin	2 12	
									271 N	Ark.-Pine Bluff	4 2	
									281 A	UTRGV	4 11	
									281 A	UTRGV	4 10	
									282 N	Texas Southern	2 10	
									282 N	Texas Southern	4 15	
									283 A	Grambling	16 10	
									283 H	Grambling	4 2	
									292 A	Alcorn	4 5	
Non-Div. I Games:		Tougaloo	10 0	Tougaloo	8 3	Tougaloo	6 1	LeMoyne-Owen	23 2	Jackson St.		
		Concordia (AL)	17 1	Concordia (AL)	8 0	LeMoyne-Owen	20 3	Concordia (AL)	21 0			

Non-Div. I Games: Concordia (AL)

9	1
283 A Grambling	16 10
296 A Southern U.	21 3

RPI	S	Opponent	Score	
292	A	Alcorn	11	6
292	H	Alcorn	6	9
292	H	Alcorn	5	1
292	H	Alcorn	11	5
292	N	Alcorn	2	3
296	A	Southern U.	21	3
296	N	Southern U.	4	0
297	A	Alabama A&M	20	1
297	A	Alabama A&M	22	4
297	A	Alabama A&M	10	9
297	H	Alabama A&M	14	4
297	H	Alabama A&M	3	6
297	H	Alabama A&M	7	6
297	N	Alabama A&M	15	3
300	A	Mississippi Val.	10	3
300	A	Mississippi Val.	19	9
300	A	Mississippi Val.	16	5
300	H	Mississippi Val.	9	7
300	H	Mississippi Val.	6	2
300	H	Mississippi Val.	6	1

Jackson St.

J
a
c
k
s
o
n
s
t
.

J
a
c
k
s
o
n
s
t
.

Average RPI Win:	232	WON-LOST RECORD	WINNING PCT. RANK	LAST 15 GAMES	STRENGTH OF SCHEDULE	OPP. STRENGTH OF SCHEDULE	TEAM RPI	ADJ RPI	CONF. RPI	ADJ CONF. RPI		
DIV. I ONLY		13-41-0	.24074	287	4-11-0	247	263	287	.40125	287	31	31
DIV. I NON-CONF.		7-23-0	.23333	276	1-5-0	178	241	279	.41887	279	31	31
<hr/>												
TOTALS	RPI 1-25	RPI 26-50		W-L RECORDS		RPI 51-100		RPI 101-150		RPI 150+		
13-41-0	0-2-0	0-1-0		OVERALL		1-1-0		0-9-0		12-28-0		
8-20-0	0-1-0	0-0-0		HOME		0-0-0		0-6-0		8-13-0		
4-21-0	0-1-0	0-1-0		AWAY		0-1-0		0-3-0		4-15-0		
1-0-0	0-0-0	0-0-0		NEUTRAL		1-0-0		0-0-0		0-0-0		
7-23-0	0-2-0	0-1-0		NON-CONFERENCE		1-1-0		0-3-0		6-16-0		
4-12-0	0-1-0	0-0-0		HOME		0-0-0		0-3-0		4-8-0		
2-11-0	0-1-0	0-0-		AWAY		0-1-0		0-0-0		2-8-0		
1-0-0	0-0-0	0-0-0		NEUTRAL		1-0-0		0-0-0		0-0-0		
6-18-0	0-0-0	0-0-0		CONFERENCE		0-0-0		0-6-0		6-12-0		
4-8-0	0-0-0	0-0-0		HOME		0-0-0		0-3-0		4-5-0		
2-10-0	0-0-0	0-0-0		AWAY		0-0-0		0-3-0		2-7-0		
0-0-0	0-0-0	0-0-0		NEUTRAL		0-0-0		0-0-0		0-0-0		
<hr/>												
RPI S	Opponent	Score	RPI S	Opponent	Score	RPI S	Opponent	Score	RPI S	Opponent	Score	
10 A	North Carolina St.	1 25	36 A	East Carolina	2 11	76 A	UNCG	2 6	134 A	Florida A&M	2 12	
10 H	North Carolina St.	1 9				76 N	UNCG	9 8	134 A	Florida A&M	2 7	
									134 A	Florida A&M	4 20	
									134 H	Florida A&M	3 5	
									134 H	Florida A&M	11 22	
									134 H	Florida A&M	7 17	
									145 H	Navy	4 11	
									145 H	Navy	1 6	
									145 H	Navy	8 14	
									154 A	Charlotte	9 7	
									155 A	Gardner-Webb	6 10	
									155 H	Gardner-Webb	0 1	
									161 A	Campbell	8 10	
									161 A	Campbell	3 15	
									161 A	Campbell	1 14	
									163 A	Bethune-Cookman	7 9	
									163 A	Bethune-Cookman	2 4	
									163 A	Bethune-Cookman	14 10	
									163 H	Bethune-Cookman	2 23	
									163 H	Bethune-Cookman	0 6	
									163 H	Bethune-Cookman	6 7	
			LAST 15 GAMES									
				134 A	Florida A&M	2 12	239 A	Appalachian St.	9 10	170 A	Winthrop	0 7
				134 A	Florida A&M	2 7	163 H	Bethune-Cookman	2 23	170 H	Winthrop	4 15
				134 A	Florida A&M	4 20	163 H	Bethune-Cookman	6 7	207 A	Elon	6 9
				288 H	Savannah St.	18 7				207 H	Elon	8 7
				288 H	Savannah St.	4 3				208 A	Presbyterian	5 3
										208 H	Presbyterian	6 10

Non-Div. I Games:

N.C. A&T

288	H	Savannah St.	6	4
207	A	Elon	6	9

RPI	S	Opponent	Score	
211	H	Albany (NY)	13	4
211	H	Albany (NY)	3	14
211	H	Albany (NY)	2	9
239	A	Appalachian St.	9	10
239	H	Appalachian St.	6	7
247	A	ETSU	5	15
247	H	ETSU	5	17
278	A	N.C. Central	4	8
278	A	N.C. Central	3	4
278	A	N.C. Central	0	8
278	H	N.C. Central	15	2
278	H	N.C. Central	4	7
278	H	N.C. Central	6	8
284	H	Iona	14	13
284	H	Iona	12	5
284	H	Iona	3	7
288	A	Savannah St.	1	6
288	A	Savannah St.	7	5
288	A	Savannah St.	3	4
288	H	Savannah St.	6	4
288	H	Savannah St.	4	3
288	H	Savannah St.	18	7

Average RPI Win: 238		WON-LOST RECORD		WINNING PCT. RANK		LAST 15 GAMES		STRENGTH OF SCHEDULE		OPP. STRENGTH OF SCHEDULE		TEAM RPI		ADJ RPI		CONF. RPI		ADJ CONF. RPI	
DIV. I ONLY		12-40-0		.23077 289		3-12-0		259		278		288		.39576 288		31		31	
DIV. I NON-CONF.		5-23-0		.17857 285		0-3-0		218		289		292		.39852 292		31		31	
TOTALS		RPI 1-25		RPI 26-50		W-L RECORDS		RPI 51-100		RPI 101-150		RPI 150+							
12-40-0		0-1-0		0-0-0		OVERALL		0-6-0		2-5-0		10-28-0							
7-17-0		0-0-0		0-0-0		HOME		0-2-0		1-2-0		6-13-0							
5-20-0		0-1-0		0-0-0		AWAY		0-3-0		1-2-0		4-14-0							
0-3-0		0-0-0		0-0-0		NEUTRAL		0-1-0		0-1-0		0-1-0							
5-23-0		0-1-0		0-0-0		NON-CONFERENCE		0-6-0		0-1-0		5-15-0							
2-10-0		0-0-0		0-0-0		HOME		0-2-0		0-0-0		2-8-0							
3-10-0		0-1-0		0-0-		AWAY		0-3-0		0-0-0		3-6-0							
0-3-0		0-0-0		0-0-0		NEUTRAL		0-1-0		0-1-0		0-1-0							
7-17-0		0-0-0		0-0-0		CONFERENCE		0-0-0		2-4-0		5-13-0							
5-7-0		0-0-0		0-0-0		HOME		0-0-0		1-2-0		4-5-0							
2-10-0		0-0-0		0-0-0		AWAY		0-0-0		1-2-0		1-8-0							
0-0-0		0-0-0		0-0-0		NEUTRAL		0-0-0		0-0-0		0-0-0							
RPI	S	Opponent		Score		RPI	S	Opponent		Score		RPI	S	Opponent		Score			
20	A	Georgia Tech		3	21							134	A	Florida A&M		10	5		
								64	A	North Florida		4	7	134	A	Florida A&M		4	11
								64	H	North Florida		3	7	134	A	Florida A&M		6	9
								72	N	Iowa		4	14	134	A	Florida A&M		2	7
								81	A	Ga. Southern		1	16	134	H	Florida A&M		5	12
								94	A	Mercer		6	16	134	H	Florida A&M		2	1
								94	H	Mercer		3	7	134	H	Florida A&M		3	4
												147	N	Seton Hall		6	7		
												157	A	Longwood		5	6		
												157	A	Longwood		4	9		
												157	A	Longwood		6	7		
												163	A	Bethune-Cookman		0	3		
												163	A	Bethune-Cookman		7	12		
												163	A	Bethune-Cookman		1	5		
												163	H	Bethune-Cookman		5	6		
												163	H	Bethune-Cookman		10	6		
												173	H	Ball St.		3	7		
												173	H	Ball St.		1	10		
												208	A	Presbyterian		1	16		
												223	H	St. Bonaventure		2	9		
												223	H	St. Bonaventure		1	10		
												223	H	St. Bonaventure		4	7		
												223	H	St. Bonaventure		7	1		
												229	A	Georgia St.		10	6		
												229	A	Georgia St.		1	4		
												238	H	Charleston So.		4	10		
												253	H	LIU Brooklyn		3	4		
LAST 15 GAMES																			
				163	H	Bethune-Cookman		5	6	278	H	N.C. Central		2	0				
				163	H	Bethune-Cookman		10	6	278	H	N.C. Central		5	9				
				163	H	Bethune-Cookman		1	5	278	H	N.C. Central		4	5				
				20	A	Georgia Tech		3	21										
				287	A	N.C. A&T		7	18										

Non-Div. I Games:

Savannah St.

Savannah St.

287 A N.C. A&T	3	4
287 A N.C. A&T	4	6

Through Games Of May 29, 2016

RPI	S	Opponent	Score	
253	H	LIU Brooklyn	3	11
253	H	LIU Brooklyn	3	2
262	N	Bowling Green	1	10
278	A	N.C. Central	5	9
278	A	N.C. Central	4	2
278	A	N.C. Central	1	2
278	H	N.C. Central	5	9
278	H	N.C. Central	2	0
278	H	N.C. Central	4	5
287	A	N.C. A&T	7	18
287	A	N.C. A&T	3	4
287	A	N.C. A&T	4	6
287	H	N.C. A&T	6	1
287	H	N.C. A&T	4	3
287	H	N.C. A&T	5	7
297	A	Alabama A&M	9	12
297	A	Alabama A&M	3	2
297	A	Alabama A&M	17	12

Savannah St.

S
a
v
a
n
n
a
h
S
t
.

S
a
v
a
n
n
a
h
S
t
.

Average RPI Win: 248		WON-LOST RECORD		WINNING PCT. RANK		LAST 15 GAMES		STRENGTH OF SCHEDULE		OPP. STRENGTH OF SCHEDULE		TEAM RPI		ADJ RPI		CONF. RPI		ADJ CONF. RPI	
DIV. I ONLY		11-37-0		.22917 291		4-11-0		272		281		289		.39341 289		26		26	
DIV. I NON-CONF.		3-13-0		.1875 281		0-0-0		283		296		297		.38087 297		26		26	
TOTALS		RPI 1-25		RPI 26-50		W-L RECORDS		RPI 51-100		RPI 101-150		RPI 150+							
11-37-0		0-1-0		0-4-0		OVERALL		0-3-0		0-0-0		11-29-0							
4-16-0		0-0-0		0-4-0		HOME		0-0-0		0-0-0		4-12-0							
7-17-0		0-1-0		0-0-0		AWAY		0-3-0		0-0-0		7-13-0							
0-4-0		0-0-0		0-0-0		NEUTRAL		0-0-0		0-0-0		0-4-0							
3-13-0		0-1-0		0-0-0		NON-CONFERENCE		0-3-0		0-0-0		3-9-0							
1-3-0		0-0-0		0-0-0		HOME		0-0-0		0-0-0		1-3-0							
2-10-0		0-1-0		0-0-		AWAY		0-3-0		0-0-0		2-6-0							
0-0-0		0-0-0		0-0-0		NEUTRAL		0-0-0		0-0-0		0-0-0							
8-24-0		0-0-0		0-4-0		CONFERENCE		0-0-0		0-0-0		8-20-0							
3-13-0		0-0-0		0-4-0		HOME		0-0-0		0-0-0		3-9-0							
5-7-0		0-0-0		0-0-0		AWAY		0-0-0		0-0-0		5-7-0							
0-4-0		0-0-0		0-0-0		NEUTRAL		0-0-0		0-0-0		0-4-0							
RPI S	Opponent	Score		RPI S	Opponent	Score		RPI S	Opponent	Score		RPI S	Opponent	Score					
25 A	Wake Forest	2	8	28 H	Bryant	0	6	86 A	Jacksonville	7	15	159 N	Sacred Heart	1	7				
				28 H	Bryant	1	19	86 A	Jacksonville	3	14	159 N	Sacred Heart	1	8				
				28 H	Bryant	1	12	86 A	Jacksonville	2	13	159 N	Sacred Heart	3	5				
				28 H	Bryant	0	8					159 N	Sacred Heart	0	8				
												171 A	UMBC	1	3				
												171 A	UMBC	3	9				
												171 H	UMBC	5	3				
												202 A	Central Conn. St.	4	19				
												202 A	Central Conn. St.	6	4				
												202 A	Central Conn. St.	0	6				
												202 A	Central Conn. St.	0	2				
												225 A	Towson	7	8				
												246 H	Buffalo	0	15				
												246 H	Buffalo	0	2				
												248 A	Fairleigh Dickinson	13	6				
												248 A	Fairleigh Dickinson	0	6				
												248 A	Fairleigh Dickinson	3	4				
												248 A	Fairleigh Dickinson	4	9				
												248 H	Fairleigh Dickinson	5	2				
												248 H	Fairleigh Dickinson	0	1				
												248 H	Fairleigh Dickinson	1	4				
												248 H	Fairleigh Dickinson	2	17				
												253 H	LIU Brooklyn	1	6				
												253 H	LIU Brooklyn	2	1				
												253 H	LIU Brooklyn	2	6				
												253 H	LIU Brooklyn	5	4				
												258 A	Wagner	8	9				
LAST 15 GAMES				28 H	Bryant	1	19	159 N	Sacred Heart	3	5	253 H	LIU Brooklyn	2	6				
				28 H	Bryant	1	12	253 H	LIU Brooklyn	2	6	253 H	LIU Brooklyn	2	6				
				28 H	Bryant	0	8	253 H	LIU Brooklyn	2	1	253 H	LIU Brooklyn	5	4				
				28 H	Bryant	0	6					253 H	LIU Brooklyn	5	4				
				159 N	Sacred Heart	0	8					258 A	Wagner	8	9				

Non-Div. I Games:

Mt. St. Mary's

159 N Sacred Heart	1	7
159 N Sacred Heart	1	8

RPI	S	Opponent	Score	
258	A	Wagner	2	1
258	A	Wagner	6	5
258	A	Wagner	3	0
258	H	Wagner	4	17
258	H	Wagner	0	2
258	H	Wagner	6	14
258	H	Wagner	4	20
285	A	UNC Asheville	5	8
285	A	UNC Asheville	2	8
285	A	UNC Asheville	2	1
294	A	UMES	2	9
299	A	Coppin St.	16	6
299	H	Coppin St.	9	12

M
t
.
S
t
.
M
a
r
y
'
s

M
t
.
S
t
.
M
a
r
y
'
s

Average RPI Win: 152		WON-LOST	WINNING	LAST 15	STRENGTH OF		OPP. STRENGTH	TEAM	ADJ		CONF.	ADJ CONF.
Average RPI Loss: 185		RECORD	PCT. RANK	GAMES	SCHEDULE		OF SCHEDULE	RPI	RPI		RPI	RPI
DIV. I ONLY		7-37-0	.15909	299	1-13-0		260	218	290		28	28
DIV. I NON-CONF.		3-14-0	.17647	288	0-2-0		220	60	273		27	27
TOTALS		RPI 1-25	RPI 26-50		W-L RECORDS		RPI 51-100		RPI 101-150		RPI 150+	
7-37-0		0-0-0	0-3-0		OVERALL		2-4-0		3-6-0		2-24-0	
1-13-0		0-0-0	0-0-0		HOME		0-0-0		1-5-0		0-8-0	
5-23-0		0-0-0	0-3-0		AWAY		2-4-0		2-1-0		1-15-0	
1-1-0		0-0-0	0-0-0		NEUTRAL		0-0-0		0-0-0		1-1-0	
3-14-0		0-0-0	0-3-0		NON-CONFERENCE		2-4-0		0-0-0		1-7-0	
0-2-0		0-0-0	0-0-0		HOME		0-0-0		0-0-0		0-2-0	
2-11-0		0-0-0	0-0-		AWAY		2-4-0		0-0-0		0-4-0	
1-1-0		0-0-0	0-0-0		NEUTRAL		0-0-0		0-0-0		1-1-0	
4-23-0		0-0-0	0-0-0		CONFERENCE		0-0-0		3-6-0		1-17-0	
1-11-0		0-0-0	0-0-0		HOME		0-0-0		1-5-0		0-6-0	
3-12-0		0-0-0	0-0-0		AWAY		0-0-0		2-1-0		1-11-0	
0-0-0		0-0-0	0-0-0		NEUTRAL		0-0-0		0-0-0		0-0-0	
RPI S	Opponent	Score	RPI S	Opponent	Score	RPI S	Opponent	Score	RPI S	Opponent	Score	
			45 A	Creighton	1 7	61 A	Alabama	2 5	112 H	Seattle	15 2	
			45 A	Creighton	1 7	61 A	Alabama	1 2	112 H	Seattle	6 12	
			45 A	Creighton	0 5	61 A	Alabama	1 7	112 H	Seattle	5 7	
						79 A	Southern California	5 4	130 A	Utah Valley	4 3	
						79 A	Southern California	1 0	130 A	Utah Valley	9 10	
						79 A	Southern California	6 7	130 A	Utah Valley	13 7	
									146 H	New Mexico St.	0 6	
									146 H	New Mexico St.	0 4	
									146 H	New Mexico St.	2 7	
									172 A	Sacramento St.	3 4	
									172 A	Sacramento St.	0 1	
									172 A	Sacramento St.	2 3	
									184 A	Wichita St.	3 16	
									197 A	North Dakota St.	4 15	
									197 H	North Dakota St.	2 4	
									200 A	Kansas	0 7	
									213 H	Grand Canyon	4 9	
									213 H	Grand Canyon	2 14	
									213 H	Grand Canyon	2 8	
									228 A	South Dakota St.	3 5	
									228 H	South Dakota St.	3 6	
									241 N	Saint Louis	7 2	
									256 A	CSU Bakersfield	6 10	
									256 A	CSU Bakersfield	2 15	
									256 A	CSU Bakersfield	2 16	
									268 H	Northern Colo.	2 5	
									268 H	Northern Colo.	4 6	
LAST 15 GAMES												
			256 A	CSU Bakersfield	2 16	293 A	Chicago St.	4 14				
			256 A	CSU Bakersfield	6 10	293 A	Chicago St.	1 7				
			256 A	CSU Bakersfield	2 15	293 A	Chicago St.	18 4				
			146 H	New Mexico St.	2 7							
			146 H	New Mexico St.	0 4							

Non-Div. I Games: Minn.-Crookston 10 9




North Dakota

146	H	New Mexico St.	0	6
228	H	South Dakota St.	3	6

RPI	S	Opponent	Score	
268	H	Northern Colo.	1	8
273	N	Purdue	0	5
281	A	UTRGV	4	8
281	A	UTRGV	2	12
281	A	UTRGV	1	2
293	A	Chicago St.	1	7
293	A	Chicago St.	18	4
293	A	Chicago St.	4	14

N
o
r
t
h
D
a
k
o
t
a

N
o
r
t
h
D
a
k
o
t
a

 Tie,  Loss,  Non-Conf,S Site, H Home, A Away, N Neutral Page 582

Delaware St.

294 H UMES	4	1
270 A Norfolk St.	10	7

Through Games Of May 29, 2016

RPI	S	Opponent	Score	
270	A	Norfolk St.	2	5
270	A	Norfolk St.	10	7
270	H	Norfolk St.	0	6
270	H	Norfolk St.	2	6
270	H	Norfolk St.	6	5
277	A	La Salle	5	6
277	H	La Salle	2	4
278	N	N.C. Central	5	10
294	A	UMES	4	2
294	A	UMES	3	4
294	H	UMES	7	12
294	H	UMES	7	1
294	H	UMES	5	14
294	H	UMES	2	5
294	H	UMES	4	3
294	H	UMES	4	1
299	A	Coppin St.	14	6
299	A	Coppin St.	15	5
299	A	Coppin St.	0	3
299	H	Coppin St.	14	4
299	H	Coppin St.	5	4
299	H	Coppin St.	10	9
299	N	Coppin St.	4	15

Delaware St.

D
e
l
a
w
a
r
e
S
t
.

D
e
l
a
w
a
r
e
S
t
.

Non-Div. I Games:	Tougaloo	18	2	Tougaloo	4	1	Tougaloo	4	0	Alcorn
-------------------	----------	----	---	----------	---	---	----------	---	---	--------

199	A	Virginia Tech	7	23
199	A	Virginia Tech	2	9

RPI	S	Opponent	Score	
297	A	Alabama A&M	15	13
297	A	Alabama A&M	16	4
297	H	Alabama A&M	3	13
297	H	Alabama A&M	3	8
297	H	Alabama A&M	6	4
298	N	Prairie View	10	11
300	A	Mississippi Val.	5	6
300	A	Mississippi Val.	10	3
300	A	Mississippi Val.	1	5
300	H	Mississippi Val.	12	4
300	H	Mississippi Val.	9	2
300	H	Mississippi Val.	11	4

Average RPI Win:	239	WON-LOST RECORD	WINNING PCT. RANK	LAST 15 GAMES	STRENGTH OF SCHEDULE	OPP. STRENGTH OF SCHEDULE	TEAM RPI	ADJ RPI	CONF. RPI	ADJ CONF. RPI	
DIV. I ONLY	12-41-0	.22642	292	3-11-0	274	242	293	.38811	293	28	28
DIV. I NON-CONF.	6-20-0	.23077	277	0-2-0	271	199	289	.40022	289	27	27
<hr/>											
TOTALS	RPI 1-25	RPI 26-50		W-L RECORDS	RPI 51-100		RPI 101-150		RPI 150+		
12-41-0	0-0-0	0-1-0		OVERALL	0-3-0		0-13-0		12-24-0		
8-14-0	0-0-0	0-0-0		HOME	0-0-0		0-8-0		8-6-0		
3-24-0	0-0-0	0-0-0		AWAY	0-1-0		0-5-0		3-18-0		
1-3-0	0-0-0	0-1-0		NEUTRAL	0-2-0		0-0-0		1-0-0		
<hr/>											
6-20-0	0-0-0	0-1-0		NON-CONFERENCE	0-3-0		0-4-0		6-12-0		
3-4-0	0-0-0	0-0-0		HOME	0-0-0		0-2-0		3-2-0		
2-13-0	0-0-0	0-0-		AWAY	0-1-0		0-2-0		2-10-0		
1-3-0	0-0-0	0-1-0		NEUTRAL	0-2-0		0-0-0		1-0-0		
<hr/>											
6-21-0	0-0-0	0-0-0		CONFERENCE	0-0-0		0-9-0		6-12-0		
5-10-0	0-0-0	0-0-0		HOME	0-0-0		0-6-0		5-4-0		
1-11-0	0-0-0	0-0-0		AWAY	0-0-0		0-3-0		1-8-0		
0-0-0	0-0-0	0-0-0		NEUTRAL	0-0-0		0-0-0		0-0-0		
<hr/>											
RPI S	Opponent	Score	RPI S	Opponent	Score	RPI S	Opponent	Score	RPI S	Opponent	Score
			39 N	Boston College	1 7	70 N	Indiana St.	5 14	112 H	Seattle	2 12
						72 N	Iowa	3 15	112 H	Seattle	1 14
						96 A	Notre Dame	3 6	112 H	Seattle	4 12
									130 H	Utah Valley	4 9
									130 H	Utah Valley	2 14
									130 H	Utah Valley	3 8
									137 A	Valparaiso	4 12
									137 H	Valparaiso	6 10
									143 A	Milwaukee	2 6
									143 H	Milwaukee	9 12
									146 A	New Mexico St.	4 11
									146 A	New Mexico St.	5 17
									146 A	New Mexico St.	2 8
									172 A	Sacramento St.	4 5
									172 A	Sacramento St.	1 4
									172 A	Sacramento St.	0 10
									183 A	Hawaii	1 4
									183 A	Hawaii	0 14
									183 A	Hawaii	0 4
									183 A	Hawaii	1 0
									190 A	Ill.-Chicago	0 5
			LAST 15 GAMES						190 H	Ill.-Chicago	6 3
			130 H	Utah Valley	2 14	290 H	North Dakota	7 1	190 H	Ill.-Chicago	3 1
			130 H	Utah Valley	4 9	290 H	North Dakota	4 18	205 H	IPFW	4 5
			130 H	Utah Valley	3 8	143 A	Milwaukee	2 6	213 A	Grand Canyon	2 7
			256 A	CSU Bakersfield	2 4				213 A	Grand Canyon	5 10
			256 A	CSU Bakersfield	3 14				213 A	Grand Canyon	4 2

Non-Div. I Games: Otterbein 3 5 Chicago 6 5

Chicago St.

Chicago St.

256 A CSU Bakersfield	5	6
290 H North Dakota	14	4

Through Games Of May 29, 2016

RPI	S	Opponent	Score	
217	H	Western Mich.	6	3
230	A	A&M-Corpus Christi	2	6
230	A	A&M-Corpus Christi	7	1
230	A	A&M-Corpus Christi	6	8
241	A	Saint Louis	2	8
241	A	Saint Louis	1	7
241	A	Saint Louis	0	7
243	N	Villanova	4	3
255	A	Northwestern	5	11
255	H	Northwestern	10	12
256	A	CSU Bakersfield	3	14
256	A	CSU Bakersfield	5	6
256	A	CSU Bakersfield	2	4
268	H	Northern Colo.	5	4
268	H	Northern Colo.	4	2
268	H	Northern Colo.	5	7
281	H	UTRGV	12	7
281	H	UTRGV	1	7
281	H	UTRGV	2	9
290	H	North Dakota	14	4
290	H	North Dakota	4	18
290	H	North Dakota	7	1

Chicago St.

C
h
i
c
a
g
o
s
t
.

C
h
i
c
a
g
o
s
t
.

Average RPI Win:	256	WON-LOST	WINNING	LAST 15	STRENGTH OF	OPP. STRENGTH	TEAM	ADJ	CONF.	ADJ CONF.					
Average RPI Loss:	237	RECORD	PCT. RANK	GAMES	SCHEDULE	OF SCHEDULE	RPI	RPI	RPI	RPI					
DIV. I ONLY		16-32-0	.33333	258	7-8-0	297	298	294	.38657	294	31	31			
DIV. I NON-CONF.		9-16-0	.36	225	4-2-0	250	284	248	.44845	247	31	31			
<hr/>															
TOTALS	RPI 1-25	RPI 26-50		W-L RECORDS		RPI 51-100		RPI 101-150		RPI 150+					
16-32-0	0-0-0	0-1-0		OVERALL		1-2-0		0-2-0		15-27-0					
6-8-0	0-0-0	0-0-0		HOME		0-0-0		0-1-0		6-7-0					
7-22-0	0-0-0	0-1-0		AWAY		1-2-0		0-1-0		6-18-0					
3-2-0	0-0-0	0-0-0		NEUTRAL		0-0-0		0-0-0		3-2-0					
<hr/>															
9-16-0	0-0-0	0-1-0		NON-CONFERENCE		1-2-0		0-2-0		8-11-0					
3-1-0	0-0-0	0-0-0		HOME		0-0-0		0-1-0		3-0-0					
3-13-0	0-0-0	0-0-		AWAY		1-2-0		0-1-0		2-9-0					
3-2-0	0-0-0	0-0-0		NEUTRAL		0-0-0		0-0-0		3-2-0					
<hr/>															
7-16-0	0-0-0	0-0-0		CONFERENCE		0-0-0		0-0-0		7-16-0					
3-7-0	0-0-0	0-0-0		HOME		0-0-0		0-0-0		3-7-0					
4-9-0	0-0-0	0-0-0		AWAY		0-0-0		0-0-0		4-9-0					
0-0-0	0-0-0	0-0-0		NEUTRAL		0-0-0		0-0-0		0-0-0					
<hr/>															
RPI	S	Opponent	Score	RPI	S	Opponent	Score	RPI	S	Opponent	Score				
				26	A	Duke	1 9	76	A	UNCG	2 8	145	A	Navy	2 11
								83	A	Pittsburgh	9 6	145	H	Navy	4 16
								83	A	Pittsburgh	1 9	174	A	Georgetown	9 4
												174	A	Georgetown	5 7
												195	A	Richmond	0 15
												195	A	Richmond	4 7
												214	A	Eastern Ky.	2 20
												214	A	Eastern Ky.	1 17
												214	A	Eastern Ky.	5 4
												214	A	Eastern Ky.	3 14
												245	H	Lehigh	5 4
												245	H	Lehigh	7 6
												248	N	Fairleigh Dickinson	6 4
												248	N	Fairleigh Dickinson	5 7
												248	N	Fairleigh Dickinson	5 1
												257	A	VMI	1 14
												257	A	VMI	3 7
												257	A	VMI	2 23
												270	A	Norfolk St.	1 3
												270	A	Norfolk St.	0 8
												270	A	Norfolk St.	0 6
				LAST 15 GAMES								270	H	Norfolk St.	6 7
				291	A	Delaware St.	12 7	299	H	Coppin St.	8 15	270	H	Norfolk St.	7 20
				291	A	Delaware St.	1 7	174	A	Georgetown	5 7	270	H	Norfolk St.	2 11
				291	A	Delaware St.	1 4	174	A	Georgetown	9 4	289	H	Mt. St. Mary's	9 2
				83	A	Pittsburgh	9 6					291	A	Delaware St.	14 5
				83	A	Pittsburgh	1 9					291	A	Delaware St.	5 2

Non-Div. I Games:

UMES

299 H Coppin St.	1	4
299 H Coppin St.	7	3

RPI	S	Opponent	Score	
291	A	Delaware St.	12	7
291	A	Delaware St.	3	4
291	A	Delaware St.	1	7
291	A	Delaware St.	1	4
291	H	Delaware St.	4	3
291	H	Delaware St.	2	4
295	N	Saint Peter's	8	10
295	N	Saint Peter's	17	5
299	A	Coppin St.	1	3
299	A	Coppin St.	4	16
299	A	Coppin St.	7	3
299	A	Coppin St.	6	12
299	H	Coppin St.	1	3
299	H	Coppin St.	1	4
299	H	Coppin St.	4	3
299	H	Coppin St.	8	15
299	H	Coppin St.	7	3

U
M
E
S

U
M
E
S

Average RPI Win:		235	WON-LOST RECORD		WINNING PCT. RANK		LAST 15 GAMES		STRENGTH OF SCHEDULE		OPP. STRENGTH OF SCHEDULE		TEAM RPI		ADJ RPI		CONF. RPI		ADJ CONF. RPI		
DIV. I ONLY			10-42-0		.19231 296		4-11-0		278		283		295		.38623 295		29		29		
DIV. I NON-CONF.			5-23-0		.17857 285		0-3-0		285		286		295		.38686 295		28		28		
TOTALS		RPI 1-25		RPI 26-50		W-L RECORDS		RPI 51-100		RPI 101-150		RPI 150+									
10-42-0		0-1-0		0-0-0		OVERALL		0-0-0		1-4-0		9-37-0									
1-14-0		0-0-0		0-0-0		HOME		0-0-0		0-0-0		1-14-0									
8-25-0		0-1-0		0-0-0		AWAY		0-0-0		1-4-0		7-20-0									
1-3-0		0-0-0		0-0-0		NEUTRAL		0-0-0		0-0-0		1-3-0									
5-23-0		0-1-0		0-0-0		NON-CONFERENCE		0-0-0		1-4-0		4-18-0									
0-3-0		0-0-0		0-0-0		HOME		0-0-0		0-0-0		0-3-0									
4-17-0		0-1-0		0-0-		AWAY		0-0-0		1-4-0		3-12-0									
1-3-0		0-0-0		0-0-0		NEUTRAL		0-0-0		0-0-0		1-3-0									
5-19-0		0-0-0		0-0-0		CONFERENCE		0-0-0		0-0-0		5-19-0									
1-11-0		0-0-0		0-0-0		HOME		0-0-0		0-0-0		1-11-0									
4-8-0		0-0-0		0-0-0		AWAY		0-0-0		0-0-0		4-8-0									
0-0-0		0-0-0		0-0-0		NEUTRAL		0-0-0		0-0-0		0-0-0									
RPI	S	Opponent		Score		RPI	S	Opponent		Score		RPI	S	Opponent		Score					
25	A	Wake Forest		2 8										107	A	Rutgers		3 12			
														107	A	Rutgers		1 10			
														135	A	St. John's (NY)		9 8			
														147	A	Seton Hall		1 8			
														147	A	Seton Hall		4 5			
														160	A	Stony Brook		3 7			
														180	H	Monmouth		7 11			
														180	H	Monmouth		8 7			
														180	H	Monmouth		1 4			
														182	H	Fairfield		3 11			
														182	H	Fairfield		3 8			
														182	H	Fairfield		2 12			
														195	A	Richmond		2 12			
														195	A	Richmond		0 10			
														195	N	Richmond		6 12			
														196	A	Canisius		7 11			
														196	A	Canisius		0 9			
														196	A	Canisius		7 8			
														201	A	Fordham		2 0			
														211	A	Albany (NY)		5 17			
														211	A	Albany (NY)		0 5			
														211	A	Albany (NY)		2 5			
						LAST 15 GAMES								215	H	Manhattan		2 7			
						269 A Rider				8 7				242 A Siena	6 12				215 H Manhattan	8 16	
						269 A Rider				11 13				242 A Siena	1 12				215 H Manhattan	2 3	
						269 A Rider				3 4				242 A Siena	3 2				236 N Harvard	1 7	
						107 A Rutgers				3 12								242 A Siena	1 12		
						215 H Manhattan				2 7											

Non-Div. I Games:

Saint Peter's

215 H Manhattan	8	16
215 H Manhattan	2	3

RPI	S	Opponent	Score	
242	A	Siena	6	12
242	A	Siena	3	2
243	A	Villanova	3	7
243	A	Villanova	5	1
245	A	Lehigh	3	6
245	H	Lehigh	1	2
249	H	Hofstra	4	11
252	A	Marist	3	1
252	A	Marist	2	9
252	A	Marist	6	4
258	A	Wagner	6	13
263	A	NJIT	0	16
263	A	NJIT	5	6
263	H	NJIT	7	11
266	H	Niagara	0	11
266	H	Niagara	0	13
266	H	Niagara	2	21
269	A	Rider	8	7
269	A	Rider	11	13
269	A	Rider	3	4
277	A	La Salle	7	3
277	A	La Salle	0	1
294	N	UMES	10	8
294	N	UMES	5	17

Saint Peter's

S
a
i
n
t
P
e
t
e
r
'
s

S
a
i
n
t
P
e
t
e
r
'
s

Average RPI Win:		251	WON-LOST RECORD		WINNING PCT. RANK		LAST 15 GAMES		STRENGTH OF SCHEDULE		OPP. STRENGTH OF SCHEDULE		TEAM RPI		ADJ RPI		CONF. RPI		ADJ CONF. RPI	
DIV. I ONLY			10-31-0		.2439 286		4-10-0		282		291		296		.37505 296		32		32	
DIV. I NON-CONF.			2-11-0		.15385 291		1-4-0		17		6		192		.47363 200		32		32	
TOTALS		RPI 1-25		RPI 26-50		W-L RECORDS		RPI 51-100		RPI 101-150		RPI 150+								
10-31-0		0-1-0		1-5-0		OVERALL		0-2-0		1-2-0		8-21-0								
5-12-0		0-0-0		0-0-0		HOME		0-1-0		0-0-0		5-11-0								
3-13-0		0-1-0		1-4-0		AWAY		0-1-0		1-2-0		1-5-0								
2-6-0		0-0-0		0-1-0		NEUTRAL		0-0-0		0-0-0		2-5-0								
2-11-0		0-1-0		1-5-0		NON-CONFERENCE		0-2-0		1-2-0		0-1-0								
0-1-0		0-0-0		0-0-0		HOME		0-1-0		0-0-0		0-0-0								
2-9-0		0-1-0		1-0-		AWAY		0-1-0		1-2-0		0-1-0								
0-1-0		0-0-0		0-1-0		NEUTRAL		0-0-0		0-0-0		0-0-0								
8-20-0		0-0-0		0-0-0		CONFERENCE		0-0-0		0-0-0		8-20-0								
5-11-0		0-0-0		0-0-0		HOME		0-0-0		0-0-0		5-11-0								
1-4-0		0-0-0		0-0-0		AWAY		0-0-0		0-0-0		1-4-0								
2-5-0		0-0-0		0-0-0		NEUTRAL		0-0-0		0-0-0		2-5-0								
RPI	S	Opponent		Score		RPI	S	Opponent		Score		RPI	S	Opponent		Score				
7	A	LSU		1 11		29	A	Tulane		2 14		84	A	New Orleans		4 14				
						31	N	Louisiana Tech		0 15		84	H	New Orleans		3 23				
						40	A	Southeastern La.		2 18										
						49	A	South Ala.		1 7										
						49	A	South Ala.		2 12										
						49	A	South Ala.		5 4										
						LAST 15 GAMES														
						292	N	Alcorn		11 10		282	A	Texas Southern		4 5				
						158	N	Alabama St.		7 9		282	A	Texas Southern		6 8				
						283	N	Grambling		6 3		84	H	New Orleans		3 23				
						158	N	Alabama St.		9 27										
						29	A	Tulane		2 14										
Non-Div. I Games:		Selma		4 3		Loyola (LA)		6 7		Loyola (LA)		5 4		Selma		10 0				
		Selma		12 6												Southern U.				

286 H Jackson St.	3	21
282 A Texas Southern	0	10

RPI	S	Opponent	Score	
298	A	Prairie View	9	2
298	A	Prairie View	1	7
298	H	Prairie View	4	1
298	H	Prairie View	16	5
298	H	Prairie View	13	9

Southern U.

S
o
u
t
h
e
r
n
U
.

S
o
u
t
h
e
r
n
U
.

Alabama A&M

158 N Alabama St.	2	14
229 A Georgia St.	7	8

RPI	S	Opponent	Score
265	H	UT Martin	2 9
271	A	Ark.-Pine Bluff	3 4
271	A	Ark.-Pine Bluff	2 5
271	A	Ark.-Pine Bluff	0 1
271	N	Ark.-Pine Bluff	6 16
286	A	Jackson St.	6 7
286	A	Jackson St.	6 3
286	A	Jackson St.	4 14
286	H	Jackson St.	9 10
286	H	Jackson St.	1 20
286	H	Jackson St.	4 22
286	N	Jackson St.	3 15
288	H	Savannah St.	12 17
288	H	Savannah St.	2 3
288	H	Savannah St.	12 9
292	A	Alcorn	4 6
292	A	Alcorn	8 3
292	A	Alcorn	13 3
292	H	Alcorn	4 16
292	H	Alcorn	13 15
292	H	Alcorn	12 2
300	A	Mississippi Val.	12 10
300	A	Mississippi Val.	5 2
300	H	Mississippi Val.	1 2
300	H	Mississippi Val.	17 4
300	H	Mississippi Val.	10 6
300	H	Mississippi Val.	10 11

Alabama A&M

A
l
a
b
a
m
a
A
&
M

A
l
a
b
a
m
a
A
&
M

Average RPI Win: 283		WON-LOST RECORD		WINNING PCT. RANK		LAST 15 GAMES		STRENGTH OF SCHEDULE		OPP. STRENGTH OF SCHEDULE		TEAM RPI		ADJ RPI		CONF. RPI		ADJ CONF. RPI	
DIV. I ONLY		8-32-0		.2 295		1-14-0		296		290		298		.36227 298		32		32	
DIV. I NON-CONF.		1-14-0		.06667 295		0-5-0		159		127		288		.40163 287		32		32	
TOTALS		RPI 1-25		RPI 26-50		W-L RECORDS		RPI 51-100		RPI 101-150		RPI 150+							
8-32-0		0-1-0		0-4-0		OVERALL		0-2-0		0-1-0		8-24-0							
3-9-0		0-0-0		0-0-0		HOME		0-0-0		0-0-0		3-9-0							
3-21-0		0-1-0		0-3-0		AWAY		0-2-0		0-1-0		3-14-0							
2-2-0		0-0-0		0-1-0		NEUTRAL		0-0-0		0-0-0		2-1-0							
1-14-0		0-1-0		0-4-0		NON-CONFERENCE		0-2-0		0-1-0		1-6-0							
0-1-0		0-0-0		0-0-0		HOME		0-0-0		0-0-0		0-1-0							
1-11-0		0-1-0		0-0-		AWAY		0-2-0		0-1-0		1-4-0							
0-2-0		0-0-0		0-1-0		NEUTRAL		0-0-0		0-0-0		0-1-0							
7-18-0		0-0-0		0-0-0		CONFERENCE		0-0-0		0-0-0		7-18-0							
3-8-0		0-0-0		0-0-0		HOME		0-0-0		0-0-0		3-8-0							
2-10-0		0-0-0		0-0-0		AWAY		0-0-0		0-0-0		2-10-0							
2-0-0		0-0-0		0-0-0		NEUTRAL		0-0-0		0-0-0		2-0-0							
RPI	S	Opponent		Score		RPI	S	Opponent		Score		RPI	S	Opponent		Score			
4	A	Texas A&M		0 11		31	N	Louisiana Tech		0 7		59	A	Houston		0 8			
						32	A	Oklahoma St.		0 12		75	A	Lamar		3 13			
						32	A	Oklahoma St.		0 9									
						34	A	Sam Houston St.		5 16									
						LAST 15 GAMES													
						32	A	Oklahoma St.		0 12		192	H	Houston Baptist		17 21			
						32	A	Oklahoma St.		0 9		271	H	Ark.-Pine Bluff		0 9			
						59	A	Houston		0 8		271	H	Ark.-Pine Bluff		17 13			
						133	A	Texas		0 7									
						283	H	Grambling		3 13									

Non-Div. I Games: Wiley 20 10 Wiley 8 7

Prairie View

283 H Grambling	2	13
283 H Grambling	7	8

RPI	S	Opponent	Score	
292	N	Alcorn	11	10
296	A	Southern U.	1	4
296	A	Southern U.	9	13
296	A	Southern U.	5	16
296	H	Southern U.	7	1
296	H	Southern U.	2	9

Prairie View

P
r
a
i
r
i
e
V
i
e
w

P
r
a
i
r
i
e
V
i
e
w

Average RPI Win:	279	WON-LOST RECORD	WINNING PCT. RANK	LAST 15 GAMES	STRENGTH OF SCHEDULE	OPP. STRENGTH OF SCHEDULE	TEAM RPI	ADJ RPI	CONF. RPI	ADJ CONF. RPI		
Average RPI Loss:	254											
DIV. I ONLY	14-38-0	.26923	281	5-10-0	299	299	299	.3569	299	31	31	
DIV. I NON-CONF.	4-20-0	.16667	289	1-2-0	297	292	300	.34471	300	31	31	
<hr/>												
TOTALS	RPI 1-25	RPI 26-50		W-L RECORDS	RPI 51-100		RPI 101-150		RPI 150+			
14-38-0	0-0-0	0-0-0		OVERALL	0-0-0		0-0-0		14-38-0			
6-17-0	0-0-0	0-0-0		HOME	0-0-0		0-0-0		6-17-0			
5-17-0	0-0-0	0-0-0		AWAY	0-0-0		0-0-0		5-13-0			
3-4-0	0-0-0	0-0-0		NEUTRAL	0-0-0		0-0-0		3-4-0			
<hr/>												
4-20-0	0-0-0	0-0-0		NON-CONFERENCE	0-0-0		0-0-0		4-20-0			
1-9-0	0-0-0	0-0-0		HOME	0-0-0		0-0-0		1-9-0			
2-9-0	0-0-0	0-0-		AWAY	0-0-0		0-0-0		2-9-0			
1-2-0	0-0-0	0-0-0		NEUTRAL	0-0-0		0-0-0		1-2-0			
<hr/>												
10-18-0	0-0-0	0-0-0		CONFERENCE	0-0-0		0-0-0		10-18-0			
5-8-0	0-0-0	0-0-0		HOME	0-0-0		0-0-0		5-8-0			
3-8-0	0-0-0	0-0-0		AWAY	0-0-0		0-0-0		3-8-0			
2-2-0	0-0-0	0-0-0		NEUTRAL	0-0-0		0-0-0		2-2-0			
<hr/>												
RPI	S	Opponent	Score	RPI	S	Opponent	Score	RPI	S	Opponent	Score	
								163	N	Bethune-Cookman	0	10
								171	A	UMBC	7	9
								171	A	UMBC	3	12
								174	A	Georgetown	3	4
								174	H	Georgetown	4	5
								195	A	Richmond	6	5
								225	A	Towson	7	8
								229	A	Georgia St.	0	13
								229	A	Georgia St.	0	12
								229	A	Georgia St.	4	22
								229	A	Georgia St.	0	17
								245	A	Lehigh	4	10
								248	H	Fairleigh Dickinson	24	35
								248	H	Fairleigh Dickinson	15	8
								249	H	Hofstra	0	17
								249	H	Hofstra	4	17
								249	H	Hofstra	0	15
								263	H	NJIT	2	9
								263	H	NJIT	4	5
								263	H	NJIT	2	3
								270	A	Norfolk St.	1	4
								270	A	Norfolk St.	0	10
LAST 15 GAMES								270	A	Norfolk St.	0	2
								270	H	Norfolk St.	4	5
								270	A	Norfolk St.	4	5
								270	H	Norfolk St.	2	12
								270	H	Norfolk St.	3	6
								270	H	Norfolk St.	3	9
								270	H	Norfolk St.	3	9
270 N Norfolk St.				6	7	270 H Norfolk St.	4	5	270 A Norfolk St.	0	2	
278 N N.C. Central				7	5	174 A Georgetown	3	4	270 H Norfolk St.	4	5	
291 N Delaware St.				15	4	294 A UMES	4	1	270 H Norfolk St.	2	12	
163 N Bethune-Cookman				0	10				270 H Norfolk St.	3	6	
195 A Richmond				6	5				270 H Norfolk St.	3	9	

Non-Div. I Games:

Coppin St.

Coppin St.

270 H Norfolk St.	3	9
270 H Norfolk St.	3	8

Through Games Of May 29, 2016

RPI	S	Opponent	Score	
270	H	Norfolk St.	11	7
270	H	Norfolk St.	3	8
270	N	Norfolk St.	6	7
278	N	N.C. Central	7	5
279	N	NYIT	7	14
279	N	NYIT	10	4
279	N	NYIT	2	5
289	A	Mt. St. Mary's	12	9
289	H	Mt. St. Mary's	6	16
291	A	Delaware St.	9	10
291	A	Delaware St.	4	14
291	A	Delaware St.	4	5
291	H	Delaware St.	5	15
291	H	Delaware St.	6	14
291	H	Delaware St.	3	0
291	N	Delaware St.	15	4
294	A	UMES	3	1
294	A	UMES	4	1
294	A	UMES	3	7
294	A	UMES	15	8
294	A	UMES	3	4
294	H	UMES	3	7
294	H	UMES	3	1
294	H	UMES	12	6
294	H	UMES	16	4

Coppin St.

C
o
p
p
i
n
s
t
.

C
o
p
p
i
n
s
t
.

Average RPI Win: 295		WON-LOST	WINNING	LAST 15	STRENGTH OF		OPP. STRENGTH	TEAM	ADJ	CONF.	ADJ CONF.
Average RPI Loss: 203		RECORD	PCT. RANK	GAMES	SCHEDULE		OF SCHEDULE	RPI	RPI	RPI	RPI
DIV. I ONLY		4-34-0	.10526	300	2-12-0		286	292	300	.34481	300
DIV. I NON-CONF.		0-14-0	0	296	0-3-0		161	82	298	.37323	298
TOTALS		RPI 1-25	RPI 26-50		W-L RECORDS		RPI 51-100		RPI 101-150		RPI 150+
4-34-0	0-1-0	0-2-0		OVERALL		0-0-0		0-4-0		4-27-0	
2-9-0	0-0-0	0-0-0		HOME		0-0-0		0-0-0		2-9-0	
2-25-0	0-1-0	0-2-0		AWAY		0-0-0		0-4-0		2-18-0	
0-0-0	0-0-0	0-0-0		NEUTRAL		0-0-0		0-0-0		0-0-0	
0-14-0	0-1-0	0-2-0		NON-CONFERENCE		0-0-0		0-4-0		0-7-0	
0-0-0	0-0-0	0-0-0		HOME		0-0-0		0-0-0		0-0-0	
0-14-0	0-1-0	0-0-		AWAY		0-0-0		0-4-0		0-7-0	
0-0-0	0-0-0	0-0-0		NEUTRAL		0-0-0		0-0-0		0-0-0	
4-20-0	0-0-0	0-0-0		CONFERENCE		0-0-0		0-0-0		4-20-0	
2-9-0	0-0-0	0-0-0		HOME		0-0-0		0-0-0		2-9-0	
2-11-0	0-0-0	0-0-0		AWAY		0-0-0		0-0-0		2-11-0	
0-0-0	0-0-0	0-0-0		NEUTRAL		0-0-0		0-0-0		0-0-0	
RPI S	Opponent	Score		RPI S	Opponent	Score		RPI S	Opponent	Score	
11 A	Mississippi St.	1	16	46 A	Northwestern St.	0	10	110 A	Central Ark.	1	11
				46 A	Northwestern St.	7	10	121 A	Arkansas	0	20
								121 A	Arkansas	4	21
								129 A	Little Rock	3	20
								158 A	Alabama St.	2	27
								158 A	Alabama St.	3	11
								158 A	Alabama St.	0	3
								158 H	Alabama St.	1	28
								158 H	Alabama St.	0	10
								158 H	Alabama St.	0	12
								181 A	Nicholls St.	1	6
								181 A	Nicholls St.	1	15
								181 A	Nicholls St.	2	18
								181 A	Nicholls St.	3	13
								194 A	Lipscomb	3	16
								194 A	Lipscomb	1	11
								194 A	Lipscomb	1	7
								286 A	Jackson St.	2	6
								286 A	Jackson St.	1	6
								286 A	Jackson St.	7	9
								286 H	Jackson St.	9	19
								286 H	Jackson St.	5	16
								286 H	Jackson St.	3	10
								292 A	Alcorn	2	9
								292 A	Alcorn	4	11
								292 A	Alcorn	4	12
								292 H	Alcorn	6	5
Non-Div. I Games: Tougaloo				16	3	Delta St.		4	12	Tougaloo	
										Delta St.	
										1	
										Mississippi Val.	

Mississippi Val.

46	A	Northwestern St.	7	10
158	H	Alabama St.	1	28

Through Games Of May 29, 2016

RPI	S	Opponent	Score	
292	H	Alcorn	5	1
292	H	Alcorn	3	10
297	A	Alabama A&M	6	10
297	A	Alabama A&M	2	1
297	A	Alabama A&M	4	17
297	A	Alabama A&M	11	10
297	H	Alabama A&M	2	5
297	H	Alabama A&M	10	12

Mississippi Val.

M
i
s
s
i
s
s
i
p
p
i
V
a
l
.

M
i
s
s
i
s
s
i
p
p
i
V
a
l
.