

Florida

Through Games Of May 28, 2016

Average RPI Win: 89		WON-LOST	WINNING	LAST 15	STRENGTH OF	OPP. STRENGTH	TEAM	ADJ	CONF.	ADJ CONF.						
Average RPI Loss: 26		RECORD	PCT. RANK	GAMES	SCHEDULE	OF SCHEDULE	RPI	RPI	RPI	RPI						
DIV. I ONLY		47-12-0	.79661	2	10-5-0	3	4	1	.63672	1	2	2				
DIV. I NON-CONF.		25-1-0	.96154	1	2-0-0	21	27	1	.65665	1	2	2				
TOTALS		RPI 1-25	RPI 26-50		W-L RECORDS		RPI 51-100		RPI 101-150		RPI 150+					
47-12-0		15-8-0	3-1-0		OVERALL		8-3-0		11-0-0		10-0-0					
29-4-0		7-3-0	3-1-0		HOME		3-0-0		7-0-0		9-0-0					
13-7-0		5-4-0	0-0-0		AWAY		4-3-0		4-0-0		0-0-0					
5-1-0		3-1-0	0-0-0		NEUTRAL		1-0-0		0-0-0		1-0-0					
25-1-0		5-1-0	1-0-0		NON-CONFERENCE		4-0-0		5-0-0		10-0-0					
18-0-0		1-0-0	1-0-0		HOME		3-0-0		4-0-0		9-0-0					
5-1-0		3-1-0	0-0-		AWAY		1-0-0		1-0-0		0-0-0					
2-0-0		1-0-0	0-0-0		NEUTRAL		0-0-0		0-0-0		1-0-0					
22-11-0		10-7-0	2-1-0		CONFERENCE		4-3-0		6-0-0		0-0-0					
11-4-0		6-3-0	2-1-0		HOME		0-0-0		3-0-0		0-0-0					
8-6-0		2-3-0	0-0-0		AWAY		3-3-0		3-0-0		0-0-0					
3-1-0		2-1-0	0-0-0		NEUTRAL		1-0-0		0-0-0		0-0-0					
RPI	S	Opponent	Score		RPI	S	Opponent	Score		RPI	S	Opponent	Score			
3	A	Miami (FL)	5	0	28	H	Fla. Atlantic	2	1	61	A	North Florida	6	2		
3	A	Miami (FL)	3	5	36	H	Georgia	6	0	61	H	North Florida	5	4		
3	A	Miami (FL)	7	3	36	H	Georgia	4	1	62	N	Alabama	5	4		
4	H	Texas A&M	10	7	36	H	Georgia	1	2	67	A	Kentucky	4	7		
4	H	Texas A&M	7	2						67	A	Kentucky	12	5		
4	H	Texas A&M	7	4						67	A	Kentucky	4	5		
7	A	LSU	3	7						81	A	Tennessee	9	3		
7	A	LSU	4	5						81	A	Tennessee	7	2		
7	A	LSU	6	2						81	A	Tennessee	2	5		
7	N	LSU	1	0						82	H	Jacksonville	3	1		
7	N	LSU	3	5						82	H	Jacksonville	7	2		
8	A	South Carolina	1	2								105	H	FGCU	4	2
8	A	South Carolina	5	4								105	H	FGCU	8	4
9	H	Vanderbilt	4	2								105	H	FGCU	12	3
9	H	Vanderbilt	0	5								122	A	Arkansas	8	2
9	H	Vanderbilt	10	6								122	A	Arkansas	9	2
11	H	Mississippi St.	1	2								122	A	Arkansas	12	8
11	H	Mississippi St.	8	2								126	H	Missouri	6	2
11	H	Mississippi St.	4	10								126	H	Missouri	4	3
11	N	Mississippi St.	12	2								126	H	Missouri	7	5
12	A	Florida St.	8	2								142	A	UCF	9	5
12	H	Florida St.	6	0								142	H	UCF	4	0
12	N	Florida St.	3	2								163	H	Bethune-Cookman	7	1
					LAST 15 GAMES											
					7	N	LSU	1	0	9	H	Vanderbilt	10	6		
					11	N	Mississippi St.	12	2	9	H	Vanderbilt	0	5		
					62	N	Alabama	5	4	9	H	Vanderbilt	4	2		
					7	N	LSU	3	5							
					7	A	LSU	6	2							

Non-Div. I Games:

Florida

7	A	LSU	4	5
7	A	LSU	3	7

F
l
o
r
i
d
a

F
l
o
r
i
d
a

Average RPI Win:		92	WON-LOST RECORD		WINNING PCT. RANK	LAST 15 GAMES	STRENGTH OF SCHEDULE		OPP. STRENGTH OF SCHEDULE	TEAM RPI	ADJ RPI	CONF. RPI	ADJ CONF. RPI				
Average RPI Loss:		14															
DIV. I ONLY			47-12-0		.79661	2	12-3-0		11	6	2	.6317	2	1	1		
DIV. I NON-CONF.			24-2-0		.92308	2	3-0-0		96	46	2	.62428	2	1	1		
TOTALS		RPI 1-25		RPI 26-50		W-L RECORDS		RPI 51-100		RPI 101-150		RPI 150+					
47-12-0		14-10-0		6-2-0		OVERALL		7-0-0		11-0-0		9-0-0					
33-1-0		8-1-0		1-0-0		HOME		6-0-0		10-0-0		8-0-0					
13-9-0		6-7-0		4-2-0		AWAY		1-0-0		1-0-0		1-0-0					
1-2-0		0-2-0		1-0-0		NEUTRAL		0-0-0		0-0-0		0-0-0					
24-2-0		2-2-0		1-0-0		NON-CONFERENCE		4-0-0		11-0-0		6-0-0					
19-0-0		0-0-0		1-0-0		HOME		3-0-0		10-0-0		5-0-0					
5-2-0		2-2-0		0-0-		AWAY		1-0-0		1-0-0		1-0-0					
0-0-0		0-0-0		0-0-0		NEUTRAL		0-0-0		0-0-0		0-0-0					
23-10-0		12-8-0		5-2-0		CONFERENCE		3-0-0		0-0-0		3-0-0					
14-1-0		8-1-0		0-0-0		HOME		3-0-0		0-0-0		3-0-0					
8-7-0		4-5-0		4-2-0		AWAY		0-0-0		0-0-0		0-0-0					
1-2-0		0-2-0		1-0-0		NEUTRAL		0-0-0		0-0-0		0-0-0					
RPI	S	Opponent		Score		RPI	S	Opponent		Score		RPI	S	Opponent		Score	
3	A	Miami (FL)		3 6		26	A	Wake Forest		9 2		67	A	Kentucky		9 6	
3	A	Miami (FL)		4 3		26	A	Wake Forest		3 1		67	H	Kentucky		7 6	
3	A	Miami (FL)		4 8		26	A	Wake Forest		9 4		88	H	Xavier		11 1	
5	A	Ole Miss		2 4		26	N	Wake Forest		9 5		94	H	FIU		7 0	
5	A	Ole Miss		4 0		39	A	Boston College		1 2		95	H	Notre Dame		4 3	
5	A	Ole Miss		5 6		39	A	Boston College		1 6		95	H	Notre Dame		8 2	
6	H	Clemson		9 8		39	A	Boston College		6 2		95	H	Notre Dame		1 0	
6	H	Clemson		15 2		42	H	Wright St.		9 1							
6	H	Clemson		7 2													
6	N	Clemson		3 5													
9	A	Vanderbilt		8 5													
10	H	North Carolina St.		2 0													
10	H	North Carolina St.		6 1													
10	H	North Carolina St.		4 2													
12	A	Florida St.		7 1													
12	A	Florida St.		5 16													
12	A	Florida St.		7 12													
16	H	Virginia		15 0													
16	H	Virginia		11 4													
16	H	Virginia		3 6													
16	N	Virginia		2 7													
17	A	North Carolina		10 6		LAST 15 GAMES											
17	A	North Carolina		6 0		16	N	Virginia		2 7		10	H	North Carolina St.		6 1	
17	A	North Carolina		2 3		6	N	Clemson		3 5		10	H	North Carolina St.		4 2	
						26	N	Wake Forest		9 5		10	H	North Carolina St.		2 0	
						26	A	Wake Forest		9 4							
						26	A	Wake Forest		9 2							

Non-Div. I Games:

Louisville

26	A	Wake Forest	3	1
101	H	Indiana	9	2

L
o
u
i
s
v
i
l
l
e

L
o
u
i
s
v
i
l
l
e

Average RPI Win:	85	WON-LOST	WINNING	LAST 15	STRENGTH OF	OPP. STRENGTH	TEAM	ADJ	CONF.	ADJ CONF.		
Average RPI Loss:	30	RECORD	PCT. RANK	GAMES	SCHEDULE	OF SCHEDULE	RPI	RPI	RPI	RPI		
DIV. I ONLY		43-11-0	.7963	4	12-3-0	5	2	3	.62864	3	1	1
DIV. I NON-CONF.		20-3-0	.86957	6	3-0-0	24	40	5	.61094	5	1	1
<hr/>												
TOTALS	RPI 1-25	RPI 26-50		W-L RECORDS		RPI 51-100		RPI 101-150		RPI 150+		
43-11-0	18-9-0	1-1-0		OVERALL		4-0-0		12-0-0		8-1-0		
30-6-0	10-5-0	1-1-0		HOME		3-0-0		10-0-0		6-0-0		
11-4-0	6-3-0	0-0-0		AWAY		1-0-0		2-0-0		2-1-0		
2-1-0	2-1-0	0-0-0		NEUTRAL		0-0-0		0-0-0		0-0-0		
20-3-0	1-2-0	1-1-0		NON-CONFERENCE		0-0-0		12-0-0		6-0-0		
18-3-0	1-2-0	1-1-0		HOME		0-0-0		10-0-0		6-0-0		
2-0-0	0-0-0	0-0-		AWAY		0-0-0		2-0-0		0-0-0		
0-0-0	0-0-0	0-0-0		NEUTRAL		0-0-0		0-0-0		0-0-0		
23-8-0	17-7-0	0-0-0		CONFERENCE		4-0-0		0-0-0		2-1-0		
12-3-0	9-3-0	0-0-0		HOME		3-0-0		0-0-0		0-0-0		
9-4-0	6-3-0	0-0-0		AWAY		1-0-0		0-0-0		2-1-0		
2-1-0	2-1-0	0-0-0		NEUTRAL		0-0-0		0-0-0		0-0-0		
RPI S	Opponent	Score	RPI S	Opponent	Score	RPI S	Opponent	Score	RPI S	Opponent	Score	
1 H	Florida	0 5	28 H	Fla. Atlantic	5 2	80 H	Pittsburgh	7 6	105 A	FGCU	4 0	
1 H	Florida	5 3	28 H	Fla. Atlantic	3 4	80 H	Pittsburgh	8 4	105 H	FGCU	6 2	
1 H	Florida	3 7				80 H	Pittsburgh	4 3	105 H	FGCU	8 3	
2 H	Louisville	8 4				95 A	Notre Dame	10 2	106 H	Rutgers	2 0	
2 H	Louisville	6 3							106 H	Rutgers	4 1	
2 H	Louisville	3 4							106 H	Rutgers	8 1	
6 H	Clemson	9 8							134 H	Florida A&M	13 3	
6 H	Clemson	5 4							134 H	Florida A&M	11 2	
6 H	Clemson	10 5							134 H	Florida A&M	12 7	
10 N	North Carolina St.	8 7							142 A	UCF	5 2	
12 A	Florida St.	4 2							142 H	UCF	8 4	
12 A	Florida St.	2 3							150 H	Stetson	4 2	
12 A	Florida St.	8 5							163 H	Bethune-Cookman	14 7	
12 N	Florida St.	4 5							163 H	Bethune-Cookman	5 4	
16 H	Virginia	3 7							199 A	Virginia Tech	11 6	
16 H	Virginia	5 6							199 A	Virginia Tech	3 14	
16 H	Virginia	9 2							199 A	Virginia Tech	7 2	
17 H	North Carolina	10 4							215 H	Manhattan	7 4	
17 H	North Carolina	7 3							215 H	Manhattan	14 4	
17 H	North Carolina	7 4							215 H	Manhattan	10 0	
20 A	Georgia Tech	17 6							241 H	Maine	6 2	
20 A	Georgia Tech	1 12	LAST 15 GAMES									
20 A	Georgia Tech	12 2	12 N	Florida St.	4 5	80 H	Pittsburgh	8 4				
20 N	Georgia Tech	4 0	10 N	North Carolina St.	8 7	80 H	Pittsburgh	4 3				
25 A	Duke	9 0	20 N	Georgia Tech	4 0	80 H	Pittsburgh	7 6				
25 A	Duke	5 12	12 A	Florida St.	2 3							
25 A	Duke	14 2	12 A	Florida St.	8 5							

Non-Div. I Games: Nova Southeastern 8 3 St. Thomas (FL) 7 6

Miami (FL)

12	A	Florida St.	4	2
105	H	FGCU	8	3

M
i
a
m
i
(
F
L
)

M
i
a
m
i
(
F
L
)

Non-Div. I Games:

Tie, Loss, Non-Conf, S Site, H Home, A Away, N Neutral Page 7

5 H Ole Miss	11	5
5 H Ole Miss	6	1

T
e
x
a
s
A
&
M

T
e
x
a
s
A
&
M

Average RPI Win: 106		WON-LOST RECORD		WINNING PCT. RANK		LAST 15 GAMES		STRENGTH OF SCHEDULE		OPP. STRENGTH OF SCHEDULE		TEAM RPI		ADJ RPI		CONF. RPI		ADJ CONF. RPI				
DIV. I ONLY		43-17-0		.71667 15		10-5-0		9		11		5		.6056 5		2		2				
DIV. I NON-CONF.		22-3-0		.88 4		1-1-0		51		92		4		.61315 4		2		2				
TOTALS		RPI 1-25		RPI 26-50		W-L RECORDS		RPI 51-100		RPI 101-150		RPI 150+										
43-17-0		10-12-0		3-1-0		OVERALL		11-3-0		8-1-0		11-0-0										
26-6-0		4-6-0		0-0-0		HOME		8-0-0		7-0-0		7-0-0										
11-9-0		3-4-0		2-1-0		AWAY		3-3-0		0-1-0		3-0-0										
6-2-0		3-2-0		1-0-0		NEUTRAL		0-0-0		1-0-0		1-0-0										
22-3-0		4-2-0		0-0-0		NON-CONFERENCE		5-0-0		2-1-0		11-0-0										
15-2-0		2-2-0		0-0-0		HOME		5-0-0		1-0-0		7-0-0										
4-1-0		1-0-0		0-0-		AWAY		0-0-0		0-1-0		3-0-0										
3-0-0		1-0-0		0-0-0		NEUTRAL		0-0-0		1-0-0		1-0-0										
21-14-0		6-10-0		3-1-0		CONFERENCE		6-3-0		6-0-0		0-0-0										
11-4-0		2-4-0		0-0-0		HOME		3-0-0		6-0-0		0-0-0										
7-8-0		2-4-0		2-1-0		AWAY		3-3-0		0-0-0		0-0-0										
3-2-0		2-2-0		1-0-0		NEUTRAL		0-0-0		0-0-0		0-0-0										
RPI	S	Opponent		Score		RPI	S	Opponent		Score		RPI	S	Opponent		Score						
2	H	Louisville		6	5	36	A	Georgia		6	4	62	A	Alabama		0	2	115	A	Arkansas St.	6	8
2	H	Louisville		0	4	36	A	Georgia		7	3	62	A	Alabama		4	0	115	H	Arkansas St.	4	3
2	H	Louisville		4	2	36	A	Georgia		2	13	62	A	Alabama		2	7	118	N	Cincinnati	7	1
4	A	Texas A&M		5	11	36	N	Georgia		5	1	67	H	Kentucky		14	2	122	H	Arkansas	8	7
4	A	Texas A&M		3	2							67	H	Kentucky		7	5	122	H	Arkansas	7	3
4	A	Texas A&M		1	6							67	H	Kentucky		3	1	122	H	Arkansas	14	9
4	N	Texas A&M		8	12							68	H	Southeast Mo. St.		10	2	144	H	Auburn	7	4
7	H	LSU		7	6							68	H	Southeast Mo. St.		6	4	144	H	Auburn	6	5
7	H	LSU		3	6							81	A	Tennessee		10	7	144	H	Auburn	6	4
7	H	LSU		8	2							81	A	Tennessee		2	3	153	A	UAB	8	1
8	H	South Carolina		5	9							81	A	Tennessee		6	4	153	A	UAB	5	1
8	H	South Carolina		1	5							94	H	FIU		7	4	177	N	Ball St.	7	3
8	H	South Carolina		0	4							94	H	FIU		9	2	198	H	Murray St.	8	3
8	N	South Carolina		10	4							94	H	FIU		16	5	206	A	Memphis	7	0
9	N	Vanderbilt		12	9													206	H	Memphis	9	7
11	A	Mississippi St.		8	5													264	H	UT Martin	8	2
11	A	Mississippi St.		2	6													271	H	Ark.-Pine Bluff	12	1
11	A	Mississippi St.		1	3													283	H	Grambling	6	1
11	N	Mississippi St.		0	2													283	H	Grambling	15	2
13	A	Coastal Caro.		8	2													283	H	Grambling	7	3
19	H	Southern Miss.		1	5																	
19	N	Southern Miss.		6	2																	
						LAST 15 GAMES																
						4	N	Texas A&M		8	12	115	A	Arkansas St.		6	8					
						9	N	Vanderbilt		12	9	67	H	Kentucky		7	5					
						8	N	South Carolina		10	4	67	H	Kentucky		14	2					
						36	N	Georgia		5	1											
						4	A	Texas A&M		3	2											

Non-Div. I Games:

Ole Miss

4	A	Texas	A&M	5	11
4	A	Texas	A&M	1	6

O
l
e
M
i
s
s

O
l
e
M
i
s
s

Average RPI Win: 95		WON-LOST RECORD		WINNING PCT. RANK		LAST 15 GAMES		STRENGTH OF SCHEDULE		OPP. STRENGTH OF SCHEDULE		TEAM RPI		ADJ RPI		CONF. RPI		ADJ CONF. RPI	
DIV. I ONLY		41-18-0		.69492 21		12-3-0		13		1		6		.60253 6		1		1	
DIV. I NON-CONF.		22-4-0		.84615 7		4-2-0		141		28		12		.59164 12		1		1	
TOTALS		RPI 1-25		RPI 26-50		W-L RECORDS		RPI 51-100		RPI 101-150		RPI 150+							
41-18-0		10-13-0		8-1-0		OVERALL		8-3-0		4-0-0		11-1-0							
24-7-0		6-4-0		4-0-0		HOME		3-2-0		2-0-0		9-1-0							
13-11-0		1-9-0		3-1-0		AWAY		5-1-0		2-0-0		2-0-0							
4-0-0		3-0-0		1-0-0		NEUTRAL		0-0-0		0-0-0		0-0-0							
22-4-0		2-1-0		2-0-0		NON-CONFERENCE		3-2-0		4-0-0		11-1-0							
14-2-0		1-0-0		1-0-0		HOME		1-1-0		2-0-0		9-1-0							
7-2-0		0-1-0		1-0-		AWAY		2-1-0		2-0-0		2-0-0							
1-0-0		1-0-0		0-0-0		NEUTRAL		0-0-0		0-0-0		0-0-0							
19-14-0		8-12-0		6-1-0		CONFERENCE		5-1-0		0-0-0		0-0-0							
10-5-0		5-4-0		3-0-0		HOME		2-1-0		0-0-0		0-0-0							
6-9-0		1-8-0		2-1-0		AWAY		3-0-0		0-0-0		0-0-0							
3-0-0		2-0-0		1-0-0		NEUTRAL		0-0-0		0-0-0		0-0-0							
RPI	S	Opponent		Score		RPI	S	Opponent		Score		RPI	S	Opponent		Score			
2	A	Louisville		2	15	26	A	Wake Forest		13	8	64	H	Col. of Charleston		4	11		
2	A	Louisville		8	9	26	A	Wake Forest		4	6	64	H	Col. of Charleston		13	4		
2	A	Louisville		2	7	26	A	Wake Forest		6	5	78	A	Ga. Southern		12	1		
2	N	Louisville		5	3	26	N	Wake Forest		5	4	78	A	Ga. Southern		17	4		
3	A	Miami (FL)		5	10	36	A	Georgia		11	6	78	A	Ga. Southern		6	7		
3	A	Miami (FL)		8	9	36	H	Georgia		12	0	80	H	Pittsburgh		14	6		
3	A	Miami (FL)		4	5	39	H	Boston College		3	2	80	H	Pittsburgh		5	15		
8	A	South Carolina		1	8	39	H	Boston College		6	2	80	H	Pittsburgh		4	3		
8	H	South Carolina		4	1	39	H	Boston College		6	1	95	A	Notre Dame		6	2		
8	N	South Carolina		5	0							95	A	Notre Dame		2	1		
10	H	North Carolina St.		2	1							95	A	Notre Dame		11	1		
10	H	North Carolina St.		9	20														
10	H	North Carolina St.		10	5														
12	H	Florida St.		2	11														
12	H	Florida St.		7	3														
12	H	Florida St.		10	3														
16	N	Virginia		5	4														
20	H	Georgia Tech		8	7														
20	H	Georgia Tech		5	7														
20	H	Georgia Tech		1	16														
25	A	Duke		1	2														
25	A	Duke		3	5														
25	A	Duke		3	2														
						LAST 15 GAMES													
						26	N	Wake Forest		5	4	78	A	Ga. Southern		17	4		
						2	N	Louisville		5	3	78	A	Ga. Southern		6	7		
						16	N	Virginia		5	4	78	A	Ga. Southern		12	1		
						95	A	Notre Dame		6	2								
						95	A	Notre Dame		11	1								

Non-Div. I Games:

Clemson

95	A	Notre Dame	2	1
238	H	Charleston So.	3	2

C
l
e
m
s
o
n

C
l
e
m
s
o
n

Average RPI Win:	102	WON-LOST RECORD	WINNING PCT. RANK	LAST 15 GAMES	STRENGTH OF SCHEDULE	OPP. STRENGTH OF SCHEDULE	TEAM RPI	ADJ RPI	CONF. RPI	ADJ CONF. RPI		
Average RPI Loss:	50											
DIV. I ONLY		42-18-0	.7	20	13-2-0	4	19	7	.60181	7	2	2
DIV. I NON-CONF.		20-6-0	.76923	20	3-0-0	50	179	21	.57414	21	2	2
TOTALS	RPI 1-25	RPI 26-50		W-L RECORDS		RPI 51-100		RPI 101-150		RPI 150+		
42-18-0	10-9-0	3-2-0		OVERALL		8-4-0		11-1-0		10-2-0		
25-10-0	5-4-0	3-1-0		HOME		2-3-0		6-0-0		9-2-0		
13-7-0	2-4-0	0-1-0		AWAY		5-1-0		5-1-0		1-0-0		
4-1-0	3-1-0	0-0-0		NEUTRAL		1-0-0		0-0-0		0-0-0		
20-6-0	1-0-0	3-2-0		NON-CONFERENCE		3-2-0		3-0-0		10-2-0		
16-4-0	0-0-0	3-1-0		HOME		1-1-0		3-0-0		9-2-0		
3-2-0	0-0-0	0-0-		AWAY		2-1-0		0-0-0		1-0-0		
1-0-0	1-0-0	0-0-0		NEUTRAL		0-0-0		0-0-0		0-0-0		
22-12-0	9-9-0	0-0-0		CONFERENCE		5-2-0		8-1-0		0-0-0		
9-6-0	5-4-0	0-0-0		HOME		1-2-0		3-0-0		0-0-0		
10-5-0	2-4-0	0-0-0		AWAY		3-0-0		5-1-0		0-0-0		
3-1-0	2-1-0	0-0-0		NEUTRAL		1-0-0		0-0-0		0-0-0		
RPI S	Opponent	Score	RPI S	Opponent	Score	RPI S	Opponent	Score	RPI S	Opponent	Score	
1 H	Florida	5 4	30 A	Tulane	1 4	62 H	Alabama	3 4	118 H	Cincinnati	6 5	
1 H	Florida	7 3	30 H	Tulane	1 7	62 H	Alabama	0 6	118 H	Cincinnati	4 0	
1 H	Florida	2 6	32 H	Louisiana Tech	6 3	62 H	Alabama	7 5	118 H	Cincinnati	12 4	
1 N	Florida	0 1	34 H	Southeastern La.	11 4	77 A	Lamar	11 12	122 H	Arkansas	10 9	
1 N	Florida	5 3	47 H	Northwestern St.	7 2	81 A	Tennessee	11 3	122 H	Arkansas	7 1	
4 A	Texas A&M	1 3				81 A	Tennessee	10 7	122 H	Arkansas	5 4	
4 A	Texas A&M	1 6				81 A	Tennessee	2 1	126 A	Missouri	15 2	
4 A	Texas A&M	3 2				81 N	Tennessee	5 4	126 A	Missouri	9 5	
5 A	Ole Miss	6 7				84 H	New Orleans	9 4	126 A	Missouri	7 5	
5 A	Ole Miss	6 3				95 A	Notre Dame	3 2	144 A	Auburn	10 5	
5 A	Ole Miss	2 8				95 A	Notre Dame	1 0	144 A	Auburn	5 8	
9 H	Vanderbilt	3 2				96 H	McNeese St.	0 7	144 A	Auburn	8 6	
9 H	Vanderbilt	13 4							173 H	Sacramento St.	4 5	
9 H	Vanderbilt	7 9							173 H	Sacramento St.	6 0	
11 H	Mississippi St.	1 2							173 H	Sacramento St.	11 1	
11 H	Mississippi St.	8 12							177 H	Ball St.	10 6	
11 H	Mississippi St.	11 8							177 H	Ball St.	1 7	
11 N	Mississippi St.	6 2							177 H	Ball St.	9 3	
15 N	UL Lafayette	8 5							181 A	Nicholls St.	9 4	
									201 H	Fordham	10 7	
									201 H	Fordham	15 1	
									201 H	Fordham	12 1	
									283 H	Grambling	14 11	
									296 H	Southern U.	11 1	
			LAST 15 GAMES									
			1 N	Florida	0 1	47 H	Northwestern St.	7 2				
			11 N	Mississippi St.	6 2	81 A	Tennessee	10 7				
			1 N	Florida	5 3	81 A	Tennessee	11 3				
			81 N	Tennessee	5 4							
			1 H	Florida	2 6							

Non-Div. I Games:

LSU

1 H Florida	5	4
1 H Florida	7	3

L
S
U

L
S
U

Average RPI Win: 125		WON-LOST	WINNING	LAST 15	STRENGTH OF		OPP. STRENGTH	TEAM	ADJ		CONF.	ADJ CONF.					
Average RPI Loss: 22		RECORD	PCT. RANK	GAMES	SCHEDULE		OF SCHEDULE	RPI	RPI		RPI	RPI					
DIV. I ONLY		42-15-0	.73684	10	9-6-0		22	12	8	.59929	8	2					
DIV. I NON-CONF.		22-4-0	.84615	7	3-0-0		150	77	17	.58169	17	2					
TOTALS		RPI 1-25	RPI 26-50		W-L RECORDS		RPI 51-100		RPI 101-150		RPI 150+						
42-15-0		8-10-0	1-2-0		OVERALL		7-3-0		11-0-0		15-0-0						
30-4-0		4-3-0	0-0-0		HOME		3-1-0		10-0-0		13-0-0						
12-7-0		4-3-0	1-2-0		AWAY		4-2-0		1-0-0		2-0-0						
0-4-0		0-4-0	0-0-0		NEUTRAL		0-0-0		0-0-0		0-0-0						
22-4-0		2-3-0	0-0-0		NON-CONFERENCE		0-1-0		5-0-0		15-0-0						
19-1-0		2-0-0	0-0-0		HOME		0-1-0		4-0-0		13-0-0						
3-1-0		0-1-0	0-0-		AWAY		0-0-0		1-0-0		2-0-0						
0-2-0		0-2-0	0-0-0		NEUTRAL		0-0-0		0-0-0		0-0-0						
20-11-0		6-7-0	1-2-0		CONFERENCE		7-2-0		6-0-0		0-0-0						
11-3-0		2-3-0	0-0-0		HOME		3-0-0		6-0-0		0-0-0						
9-6-0		4-2-0	1-2-0		AWAY		4-2-0		0-0-0		0-0-0						
0-2-0		0-2-0	0-0-0		NEUTRAL		0-0-0		0-0-0		0-0-0						
RPI	S	Opponent		Score		RPI	S	Opponent		Score		RPI	S	Opponent		Score	
1	H	Florida		2 1		36	A	Georgia		3 1		62	A	Alabama		4 2	
1	H	Florida		4 5		36	A	Georgia		3 5		62	A	Alabama		6 4	
4	H	Texas A&M		10 7		36	A	Georgia		4 13		62	A	Alabama		9 7	
4	H	Texas A&M		2 5								64	H	Col. of Charleston		5 6	
4	H	Texas A&M		0 3								67	A	Kentucky		10 5	
4	N	Texas A&M		1 4								67	A	Kentucky		4 5	
5	A	Ole Miss		9 5								67	A	Kentucky		0 6	
5	A	Ole Miss		5 1								81	H	Tennessee		7 6	
5	A	Ole Miss		4 0								81	H	Tennessee		7 4	
5	N	Ole Miss		4 10								81	H	Tennessee		4 3	
6	A	Clemson		1 4								130	A	Furman		14 4	
6	H	Clemson		8 1								130	H	Furman		5 4	
6	N	Clemson		0 5								168	H	Davidson		15 2	
9	A	Vanderbilt		6 10								170	H	Winthrop		16 4	
9	A	Vanderbilt		4 0								191	H	Wofford		7 1	
9	A	Vanderbilt		3 6								209	H	Presbyterian		3 1	
13	H	Coastal Caro.		4 2								211	H	Albany (NY)		8 1	
17	N	North Carolina		0 15								211	H	Albany (NY)		10 1	
												211	H	Albany (NY)		6 2	
												223	A	USC Upstate		12 6	
												223	H	USC Upstate		4 1	
												238	H	Charleston So.		2 0	
												238	H	Charleston So.		5 4	
												238	H	Charleston So.		9 0	
												239	H	Appalachian St.		5 0	
												260	A	The Citadel		6 3	
												260	H	The Citadel		16 4	
LAST 15 GAMES																	
						4	N	Texas A&M		1 4		4	H	Texas A&M		2 5	
						5	N	Ole Miss		4 10		4	H	Texas A&M		0 3	
						62	A	Alabama		9 7		209	H	Presbyterian		3 1	
						62	A	Alabama		4 2							
						62	A	Alabama		6 4							

Non-Div. I Games:

South Carolina

260	H	The Citadel	16	4
4	H	Texas A&M	10	7

S
o
u
t
h
C
a
r
o
l
i
n
a

S
o
u
t
h
C
a
r
o
l
i
n
a

Average RPI Win: 112		WON-LOST RECORD		WINNING PCT. RANK		LAST 15 GAMES		STRENGTH OF SCHEDULE		OPP. STRENGTH OF SCHEDULE		TEAM RPI		ADJ RPI		CONF. RPI		ADJ CONF. RPI					
Average RPI Loss: 31																							
DIV. I ONLY		43-17-0		.71667		15		8-7-0		15		10		9		.59838		9					
DIV. I NON-CONF.		23-3-0		.88462		3		1-1-0		172		83		13		.59029		13					
TOTALS		RPI 1-25		RPI 26-50		W-L RECORDS		RPI 51-100		RPI 101-150		RPI 150+											
43-17-0		7-12-0		3-0-0		OVERALL		9-4-0		13-0-0		11-1-0											
31-5-0		3-4-0		3-0-0		HOME		6-1-0		9-0-0		10-0-0											
9-10-0		3-6-0		0-0-0		AWAY		3-3-0		3-0-0		0-1-0											
3-2-0		1-2-0		0-0-0		NEUTRAL		0-0-0		1-0-0		1-0-0											
23-3-0		0-1-0		0-0-0		NON-CONFERENCE		6-1-0		6-0-0		11-1-0											
20-1-0		0-1-0		0-0-0		HOME		4-0-0		6-0-0		10-0-0											
2-2-0		0-0-0		0-0-0		AWAY		2-1-0		0-0-0		0-1-0											
1-0-0		0-0-0		0-0-0		NEUTRAL		0-0-0		0-0-0		1-0-0											
20-14-0		7-11-0		3-0-0		CONFERENCE		3-3-0		7-0-0		0-0-0											
11-4-0		3-3-0		3-0-0		HOME		2-1-0		3-0-0		0-0-0											
7-8-0		3-6-0		0-0-0		AWAY		1-2-0		3-0-0		0-0-0											
2-2-0		1-2-0		0-0-0		NEUTRAL		0-0-0		1-0-0		0-0-0											
RPI	S	Opponent		Score		RPI	S	Opponent		Score		RPI	S	Opponent		Score							
1	A	Florida		2	4	36	H	Georgia		15	3	67	H	Kentucky		3	0	111	H	Central Ark.	8	6	
1	A	Florida		5	0	36	H	Georgia		10	3	67	H	Kentucky		0	3	116	H	Morehead St.	6	0	
1	A	Florida		6	10	36	H	Georgia		10	3	67	H	Kentucky		3	2	125	H	San Diego	8	4	
2	H	Louisville		5	8							74	A	Stanford		4	1	125	H	San Diego	13	6	
4	A	Texas A&M		6	1							74	A	Stanford		5	2	125	H	San Diego	17	1	
4	A	Texas A&M		0	1							74	A	Stanford		1	4	126	A	Missouri	8	6	
4	A	Texas A&M		0	3							81	A	Tennessee		1	2	126	A	Missouri	17	7	
4	N	Texas A&M		6	5							81	A	Tennessee		6	0	126	A	Missouri	2	0	
4	N	Texas A&M		3	13							81	A	Tennessee		3	5	126	N	Missouri	7	0	
5	N	Ole Miss		9	12							88	H	Xavier		7	0	131	H	Western Ky.	6	1	
7	A	LSU		9	7							88	H	Xavier		14	3	144	H	Auburn	5	2	
7	A	LSU		4	13							88	H	Xavier		5	2	144	H	Auburn	9	3	
7	A	LSU		2	3							99	H	Austin Peay		8	5	144	H	Auburn	4	3	
8	H	South Carolina		0	4													164	A	Middle Tenn.	4	7	
8	H	South Carolina		10	6													164	H	Middle Tenn.	7	4	
8	H	South Carolina		6	3													189	H	Ill.-Chicago	6	5	
11	H	Mississippi St.		4	5													189	H	Ill.-Chicago	9	0	
11	H	Mississippi St.		1	2													189	H	Ill.-Chicago	20	8	
11	H	Mississippi St.		12	6													190	N	Belmont	8	2	
																		194	H	Lipscomb	4	3	
																		202	H	Radford	12	0	
																		202	H	Radford	13	4	
																		212	H	Northern Ill.	9	2	
																		264	H	UT Martin	11	6	
																		272	H	Eastern Ill.	9	1	

Non-Div. I Games:

Vanderbilt

144 H Auburn	9	3
144 H Auburn	5	2

V
a
n
d
e
r
b
i
l
l
t

V
a
n
d
e
r
b
i
l
l
t

Average RPI Win: 86		WON-LOST	WINNING	LAST 15	STRENGTH OF		OPP. STRENGTH	TEAM	ADJ		CONF.	ADJ CONF.
Average RPI Loss: 28		RECORD	PCT. RANK	GAMES	SCHEDULE		OF SCHEDULE	RPI	RPI		RPI	RPI
DIV. I ONLY		35-20-0	.63636	56	6-9-0		2	17	10		1	1
DIV. I NON-CONF.		19-5-0	.79167	17	0-0-0		15	177	6		1	1
TOTALS		RPI 1-25	RPI 26-50		W-L RECORDS		RPI 51-100		RPI 101-150		RPI 150+	
35-20-0		11-12-0	8-5-0		OVERALL		6-3-0		1-0-0		9-0-0	
23-7-0		4-2-0	8-3-0		HOME		4-2-0		1-0-0		6-0-0	
9-10-0		6-8-0	0-2-0		AWAY		0-0-0		0-0-0		3-0-0	
3-3-0		1-2-0	0-0-0		NEUTRAL		2-1-0		0-0-0		0-0-0	
19-5-0		1-0-0	4-3-0		NON-CONFERENCE		4-2-0		1-0-0		9-0-0	
13-2-0		0-0-0	4-1-0		HOME		2-1-0		1-0-0		6-0-0	
4-2-0		1-0-0	0-0-		AWAY		0-0-0		0-0-0		3-0-0	
2-1-0		0-0-0	0-0-0		NEUTRAL		2-1-0		0-0-0		0-0-0	
16-15-0		10-12-0	4-2-0		CONFERENCE		2-1-0		0-0-0		0-0-0	
10-5-0		4-2-0	4-2-0		HOME		2-1-0		0-0-0		0-0-0	
5-8-0		5-8-0	0-0-0		AWAY		0-0-0		0-0-0		0-0-0	
1-2-0		1-2-0	0-0-0		NEUTRAL		0-0-0		0-0-0		0-0-0	
RPI S	Opponent	Score	RPI S	Opponent	Score	RPI S	Opponent	Score	RPI S	Opponent	Score	
2 A	Louisville	1 6	26 H	Wake Forest	11 7	62 N	Alabama	2 1	116 H	Morehead St.	7 5	
2 A	Louisville	2 4	26 H	Wake Forest	3 2	65 N	Kent St.	7 5	154 A	Charlotte	7 1	
2 A	Louisville	0 2	26 H	Wake Forest	6 1	71 H	Indiana St.	8 3	154 H	Charlotte	7 3	
3 N	Miami (FL)	7 8	27 A	UNCW	4 6	71 H	Indiana St.	7 11	183 H	Fairfield	4 2	
6 A	Clemson	5 10	27 H	UNCW	5 2	76 H	UNCG	8 4	183 H	Fairfield	4 0	
6 A	Clemson	1 2	35 A	East Carolina	3 15	79 N	Old Dominion	0 5	208 A	Elon	23 3	
6 A	Clemson	20 9	35 H	East Carolina	6 1	95 H	Notre Dame	16 6	261 H	Bucknell	5 2	
12 A	Florida St.	5 8	39 H	Boston College	3 2	95 H	Notre Dame	4 8	267 H	Niagara	7 1	
12 N	Florida St.	3 7	39 H	Boston College	0 7	95 H	Notre Dame	9 1	287 A	N.C. A&T	9 1	
13 A	Coastal Caro.	13 10	39 H	Boston College	0 1				287 H	N.C. A&T	25 1	
16 A	Virginia	3 5	42 H	Wright St.	6 1							
16 A	Virginia	5 2	42 H	Wright St.	8 10							
16 A	Virginia	8 7	42 H	Wright St.	8 4							
17 H	North Carolina	4 16										
17 H	North Carolina	10 1										
17 H	North Carolina	6 4										
20 A	Georgia Tech	7 16										
20 A	Georgia Tech	8 3										
20 A	Georgia Tech	15 6										
20 N	Georgia Tech	7 5										
25 H	Duke	12 2										
25 H	Duke	3 2										
25 H	Duke	1 2										
			LAST 15 GAMES									
			20 N	Georgia Tech	7 5	2 A	Louisville	2 4				
			3 N	Miami (FL)	7 8	2 A	Louisville	0 2				
			12 N	Florida St.	3 7	6 A	Clemson	1 2				
			17 H	North Carolina	10 1							
			17 H	North Carolina	4 16							

Non-Div. I Games:

North Carolina St.

17 H North Carolina	6	4
2 A Louisville	1	6

N
o
r
t
h
C
a
r
o
l
i
n
a
S
t
.

N
o
r
t
h
C
a
r
o
l
i
n
a
S
t
.

[illegible]

Non-Div. I Games:

Mississippi St.

122 H Arkansas	7	0
144 A Auburn	10	3

M
i
s
s
i
s
s
i
p
p
i
s
t
.

M
i
s
s
i
s
s
i
p
p
i
s
t
.

Average RPI Win:		91	WON-LOST RECORD		WINNING PCT. RANK		LAST 15 GAMES		STRENGTH OF SCHEDULE		OPP. STRENGTH OF SCHEDULE		TEAM RPI		ADJ RPI		CONF. RPI		ADJ CONF. RPI					
DIV. I ONLY			37-19-0		.66071		37		8-7-0		6		3		12		.59185		12		1		1	
DIV. I NON-CONF.			18-9-0		.66667		54		3-2-0		67		20		68		.54072		68		1		1	
TOTALS		RPI 1-25		RPI 26-50				W-L RECORDS				RPI 51-100				RPI 101-150				RPI 150+				
37-19-0		13-11-0		2-2-0				OVERALL				7-4-0				9-2-0				6-0-0				
27-9-0		8-5-0		0-0-0				HOME				5-2-0				9-2-0				5-0-0				
7-9-0		2-5-0		2-2-0				AWAY				2-2-0				0-0-0				1-0-0				
3-1-0		3-1-0		0-0-0				NEUTRAL				0-0-0				0-0-0				0-0-0				
18-9-0		1-4-0		0-0-0				NON-CONFERENCE				2-3-0				9-2-0				6-0-0				
17-6-0		1-2-0		0-0-0				HOME				2-2-0				9-2-0				5-0-0				
1-2-0		0-1-0		0-0-				AWAY				0-1-0				0-0-0				1-0-0				
0-1-0		0-1-0		0-0-0				NEUTRAL				0-0-0				0-0-0				0-0-0				
19-10-0		12-7-0		2-2-0				CONFERENCE				5-1-0				0-0-0				0-0-0				
10-3-0		7-3-0		0-0-0				HOME				3-0-0				0-0-0				0-0-0				
6-7-0		2-4-0		2-2-0				AWAY				2-1-0				0-0-0				0-0-0				
3-0-0		3-0-0		0-0-0				NEUTRAL				0-0-0				0-0-0				0-0-0				
RPI	S	Opponent		Score		RPI	S	Opponent		Score		RPI	S	Opponent		Score		RPI	S	Opponent		Score		
1	A	Florida		0	6	26	A	Wake Forest		0	9	64	H	Col. of Charleston		1	2	105	H	FGCU		8	11	
1	H	Florida		2	8	26	A	Wake Forest		2	4	64	H	Col. of Charleston		8	3	109	H	Rhode Island		19	1	
1	N	Florida		2	3	26	A	Wake Forest		13	8	64	H	Col. of Charleston		11	2	109	H	Rhode Island		8	1	
2	H	Louisville		12	7	39	A	Boston College		3	0	80	A	Pittsburgh		10	2	109	H	Rhode Island		23	4	
2	H	Louisville		1	7							80	A	Pittsburgh		2	5	135	H	St. John's (NY)		16	4	
2	H	Louisville		16	5							80	A	Pittsburgh		17	4	135	H	St. John's (NY)		9	2	
3	H	Miami (FL)		3	2							82	A	Jacksonville		2	6	135	H	St. John's (NY)		1	5	
3	H	Miami (FL)		2	4							82	H	Jacksonville		3	7	142	H	UCF		7	2	
3	H	Miami (FL)		5	8							95	H	Notre Dame		11	6	142	H	UCF		5	4	
3	N	Miami (FL)		5	4							95	H	Notre Dame		12	6	150	H	Stetson		8	6	
6	A	Clemson		3	10							95	H	Notre Dame		7	6	150	H	Stetson		8	5	
6	A	Clemson		11	2													166	A	South Fla.		12	4	
6	A	Clemson		3	7													204	H	Toledo		3	2	
10	H	North Carolina St.		8	5													240	H	Villanova		11	10	
10	N	North Carolina St.		7	3													262	H	Bowling Green		6	1	
14	H	Texas Tech		10	1													262	H	Bowling Green		10	0	
14	H	Texas Tech		4	8													262	H	Bowling Green		6	1	
20	H	Georgia Tech		8	3																			
20	H	Georgia Tech		8	2																			
20	H	Georgia Tech		14	9																			
20	N	Georgia Tech		6	1																			
25	A	Duke		1	3	LAST 15 GAMES																		
25	A	Duke		4	5	3	N	Miami (FL)		5	4	25	A	Duke		1	3							
25	A	Duke		4	3	20	N	Georgia Tech		6	1	25	A	Duke		4	5							
						10	N	North Carolina St.		7	3	105	H	FGCU		8	11							
						3	H	Miami (FL)		3	2													
						3	H	Miami (FL)		5	8													

Non-Div. I Games:

Florida St.

3 H Miami (FL)	2	4
25 A Duke	4	3

F
l
o
r
i
d
a
S
t
.

F
l
o
r
i
d
a
S
t
.

Average RPI Win:	133	WON-LOST RECORD	WINNING PCT. RANK	LAST 15 GAMES	STRENGTH OF SCHEDULE	OPP. STRENGTH OF SCHEDULE	TEAM RPI	ADJ RPI	CONF. RPI	ADJ CONF. RPI		
DIV. I ONLY		44-15-0	.74576	7	13-2-0	27	69	13	.59024	13	17	17
DIV. I NON-CONF.		19-12-0	.6129	79	1-1-0	7	2	29	.5674	29	19	19
<hr/>												
TOTALS	RPI 1-25	RPI 26-50		W-L RECORDS		RPI 51-100		RPI 101-150		RPI 150+		
44-15-0	3-6-0	4-2-0		OVERALL		6-3-0		9-2-0		22-2-0		
28-7-0	2-2-0	3-2-0		HOME		6-1-0		5-2-0		12-0-0		
12-8-0	1-4-0	1-0-0		AWAY		0-2-0		3-0-0		7-2-0		
4-0-0	0-0-0	0-0-0		NEUTRAL		0-0-0		1-0-0		3-0-0		
19-12-0	3-6-0	4-2-0		NON-CONFERENCE		6-3-0		3-1-0		3-0-0		
17-6-0	2-2-0	3-2-0		HOME		6-1-0		3-1-0		3-0-0		
2-6-0	1-4-0	1-0-		AWAY		0-2-0		0-0-0		0-0-0		
0-0-0	0-0-0	0-0-0		NEUTRAL		0-0-0		0-0-0		0-0-0		
25-3-0	0-0-0	0-0-0		CONFERENCE		0-0-0		6-1-0		19-2-0		
11-1-0	0-0-0	0-0-0		HOME		0-0-0		2-1-0		9-0-0		
10-2-0	0-0-0	0-0-0		AWAY		0-0-0		3-0-0		7-2-0		
4-0-0	0-0-0	0-0-0		NEUTRAL		0-0-0		1-0-0		3-0-0		
RPI	S	Opponent	Score	RPI	S	Opponent	Score	RPI	S	Opponent	Score	
5	H	Ole Miss	2 8	26	H	Wake Forest	0 11	55	H	Illinois	12 4	
8	A	South Carolina	2 4	26	H	Wake Forest	7 6	55	H	Illinois	10 4	
10	H	North Carolina St.	10 13	27	A	UNCW	6 4	63	H	Marshall	9 3	
16	H	Virginia	5 4	27	H	UNCW	4 1	64	A	Col. of Charleston	2 4	
17	A	North Carolina	6 3	44	H	Ohio St.	3 2	64	A	Col. of Charleston	4 9	
20	A	Georgia Tech	2 4	44	H	Ohio St.	4 6	64	H	Col. of Charleston	5 3	
20	A	Georgia Tech	1 9					64	H	Col. of Charleston	9 5	
20	A	Georgia Tech	8 9					76	H	UNCG	2 4	
25	H	Duke	10 6					76	H	UNCG	7 4	

Non-Div. I Games:

Coastal Caro.

162 H Campbell	6	5
162 H Campbell	9	1

RPI	S	Opponent	Score	
209	H	Presbyterian	4	2
209	H	Presbyterian	12	3
209	H	Presbyterian	5	2
238	A	Charleston So.	6	0
238	A	Charleston So.	4	6
238	A	Charleston So.	9	3
239	H	Appalachian St.	17	2
260	H	The Citadel	4	3

C
o
a
s
t
a
l
C
a
r
o
.

C
o
a
s
t
a
l
C
a
r
o
.

Average RPI Win:	101	WON-LOST RECORD		WINNING PCT. RANK		LAST 15 GAMES		STRENGTH OF SCHEDULE		OPP. STRENGTH OF SCHEDULE		TEAM RPI		ADJ RPI		CONF. RPI		ADJ CONF. RPI					
DIV. I ONLY		41-16-0		.7193	13	10-5-0		34		39		14		.58675	14	3		3					
DIV. I NON-CONF.		21-9-0		.7	41	2-0-0		29		33		16		.58229	16	4		4					
TOTALS		RPI 1-25		RPI 26-50		W-L RECORDS		RPI 51-100		RPI 101-150		RPI 150+											
41-16-0		4-2-0		9-3-0		OVERALL		8-4-0		12-7-0		8-0-0											
20-7-0		0-0-0		4-2-0		HOME		5-1-0		8-4-0		3-0-0											
17-6-0		3-2-0		5-1-0		AWAY		2-1-0		3-2-0		4-0-0											
4-3-0		1-0-0		0-0-0		NEUTRAL		1-2-0		1-1-0		1-0-0											
21-9-0		2-1-0		6-3-0		NON-CONFERENCE		3-1-0		5-4-0		5-0-0											
11-4-0		0-0-0		4-2-0		HOME		0-0-0		4-2-0		3-0-0											
7-4-0		1-1-0		2-0-		AWAY		2-1-0		1-1-0		1-0-0											
3-1-0		1-0-0		0-0-0		NEUTRAL		1-0-0		0-1-0		1-0-0											
20-7-0		2-1-0		3-0-0		CONFERENCE		5-3-0		7-3-0		3-0-0											
9-3-0		0-0-0		0-0-0		HOME		5-1-0		4-2-0		0-0-0											
10-2-0		2-1-0		3-0-0		AWAY		0-0-0		2-1-0		3-0-0											
1-2-0		0-0-0		0-0-0		NEUTRAL		0-2-0		1-0-0		0-0-0											
RPI	S	Opponent		Score		RPI	S	Opponent		Score		RPI	S	Opponent		Score		RPI	S	Opponent		Score	
12	A	Florida St.		8 4		33	A	Oklahoma St.		5 1		53	N	Houston		3 2		112	A	Baylor		6 5	
12	A	Florida St.		1 10		33	A	Oklahoma St.		15 5		60	H	West Virginia		2 1		112	A	Baylor		3 4	
15	N	UL Lafayette		5 3		33	A	Oklahoma St.		8 2		60	H	West Virginia		7 8		112	A	Baylor		5 0	
18	A	TCU		3 1		41	A	Sam Houston St.		11 6		60	H	West Virginia		4 2		122	N	Arkansas		6 10	
18	A	TCU		7 3		41	H	Sam Houston St.		8 6		60	N	West Virginia		4 9		128	H	Kansas St.		10 4	
18	A	TCU		6 13		41	H	Sam Houston St.		20 3		69	H	Oklahoma		13 7		128	H	Kansas St.		6 5	
						43	H	Cal St. Fullerton		6 5		69	H	Oklahoma		5 0		128	H	Kansas St.		10 3	
						43	H	Cal St. Fullerton		3 7		69	H	Oklahoma		6 1		128	H	Kansas St.		8 5	
						43	H	Cal St. Fullerton		1 4		69	N	Oklahoma		4 17		133	H	Texas		1 17	
						46	A	New Mexico		5 6		70	A	California		11 8		133	H	Texas		13 6	
						46	A	New Mexico		7 4		70	A	California		2 9		133	H	Texas		4 7	
						46	H	New Mexico		14 10		98	A	UT Arlington		6 4		137	A	UNLV		14 6	
																		137	A	UNLV		5 8	
																		143	H	Milwaukee		12 0	
																		143	H	Milwaukee		3 10	
																		143	H	Milwaukee		12 3	
																		143	H	Milwaukee		9 1	
																		147	H	New Mexico St.		6 7	
																		147	H	New Mexico St.		14 2	
																		188	H	San Diego St.		3 1	
																		188	H	San Diego St.		7 2	
																		188	H	San Diego St.		10 0	
																		200	A	Kansas		10 3	
																		200	A	Kansas		9 2	
																		200	A	Kansas		6 3	
																		217	A	Abilene Christian		7 2	
																		217	N	Abilene Christian		5 4	

60	H	West Virginia	2	1
217	A	Abilene Christian	7	2

T
e
x
a
s
T
e
c
h

T
e
x
a
s
T
e
c
h

Average RPI Win:		116	WON-LOST RECORD		WINNING PCT. RANK		LAST 15 GAMES		STRENGTH OF SCHEDULE		OPP. STRENGTH OF SCHEDULE		TEAM RPI		ADJ RPI		CONF. RPI		ADJ CONF. RPI					
Average RPI Loss:		74																						
DIV. I ONLY			40-19-0		.67797		28		12-3-0		21		77		15		.58445		15		10		10	
DIV. I NON-CONF.			16-10-0		.61538		76		1-1-0		1		42		7		.60197		7		9		9	
TOTALS		RPI 1-25		RPI 26-50		W-L RECORDS		RPI 51-100		RPI 101-150		RPI 150+												
40-19-0		1-4-0		10-5-0		OVERALL		8-5-0		8-3-0		13-2-0												
22-5-0		0-0-0		6-1-0		HOME		1-0-0		4-2-0		11-2-0												
14-11-0		0-1-0		4-4-0		AWAY		7-5-0		2-1-0		1-0-0												
4-3-0		1-3-0		0-0-0		NEUTRAL		0-0-0		2-0-0		1-0-0												
16-10-0		1-4-0		8-4-0		NON-CONFERENCE		2-2-0		0-0-0		5-0-0												
11-1-0		0-0-0		6-1-0		HOME		1-0-0		0-0-0		4-0-0												
4-6-0		0-1-0		2-0-		AWAY		1-2-0		0-0-0		1-0-0												
1-3-0		1-3-0		0-0-0		NEUTRAL		0-0-0		0-0-0		0-0-0												
24-9-0		0-0-0		2-1-0		CONFERENCE		6-3-0		8-3-0		8-2-0												
11-4-0		0-0-0		0-0-0		HOME		0-0-0		4-2-0		7-2-0												
10-5-0		0-0-0		2-1-0		AWAY		6-3-0		2-1-0		0-0-0												
3-0-0		0-0-0		0-0-0		NEUTRAL		0-0-0		2-0-0		1-0-0												
RPI	S	Opponent		Score		RPI	S	Opponent		Score		RPI	S	Opponent		Score								
7	N	LSU		5	8	30	A	Tulane		3	5	53	A	Houston		2	3	115	A	Arkansas St.		6	7	
14	N	Texas Tech		3	5	30	H	Tulane		9	2	78	A	Ga. Southern		2	3	115	A	Arkansas St.		5	2	
18	N	TCU		1	7	32	A	Louisiana Tech		2	6	78	A	Ga. Southern		13	9	115	A	Arkansas St.		6	1	
19	A	Southern Miss.		2	7	32	H	Louisiana Tech		3	6	78	A	Ga. Southern		6	2	115	N	Arkansas St.		17	10	
21	N	Rice		4	2	34	A	Southeastern La.		5	4	84	A	New Orleans		17	3	115	N	Arkansas St.		7	4	
						34	A	Southeastern La.		5	16	84	H	New Orleans		7	4	129	H	Little Rock		15	4	
						34	H	Southeastern La.		4	1	92	A	Troy		4	2	129	H	Little Rock		5	10	
						41	H	Sam Houston St.		13	3	92	A	Troy		1	4	129	H	Little Rock		1	7	
						41	H	Sam Houston St.		2	1	92	A	Troy		8	3	149	H	La.-Monroe		8	2	
						41	H	Sam Houston St.		6	2	96	A	McNeese St.		2	7	149	H	La.-Monroe		6	2	
						47	A	Northwestern St.		10	1	98	A	UT Arlington		6	4	149	H	La.-Monroe		6	5	
						47	H	Northwestern St.		4	0	98	A	UT Arlington		19	6	151	H	Texas St.		1	0	
						48	A	South Ala.		6	3	98	A	UT Arlington		1	4	151	H	Texas St.		5	1	
						48	A	South Ala.		2	3							151	H	Texas St.		1	2	
						48	A	South Ala.		5	4							151	N	Texas St.		4	2	
																		161	H	Sacred Heart		8	0	
																		161	H	Sacred Heart		9	3	
																		161	H	Sacred Heart		4	0	
																		181	A	Nicholls St.		5	4	
																		181	H	Nicholls St.		4	3	
																		228	H	Georgia St.		4	2	
																		228	H	Georgia St.		4	1	
																		228	H	Georgia St.		7	3	
																		239	H	Appalachian St.		1	6	
																		239	H	Appalachian St.		7	0	
																		239	H	Appalachian St.		4	1	
						LAST 15 GAMES																		
																		115	N	Arkansas St.		17	10	
																		151	N	Texas St.		4	2	
																		115	N	Arkansas St.		7	4	
																		149	H	La.-Monroe		6	2	
																		149	H	La.-Monroe		6	5	

Non-Div. I Games:

UL Lafayette

149	H	La.-Monroe	8	2
84	A	New Orleans	17	3

U
L
L
a
f
a
y
e
t
t
e

U
L
L
a
f
a
y
e
t
t
e

Average RPI Win: 109		WON-LOST RECORD		WINNING PCT. RANK		LAST 15 GAMES		STRENGTH OF SCHEDULE		OPP. STRENGTH OF SCHEDULE		TEAM RPI		ADJ RPI		CONF. RPI		ADJ CONF. RPI				
Average RPI Loss: 36																						
DIV. I ONLY		37-20-0		.64912 41		12-3-0		12		16		16		.58158 16		1		1				
DIV. I NON-CONF.		17-7-0		.70833 38		2-0-0		107		159		62		.54277 62		1		1				
TOTALS		RPI 1-25		RPI 26-50		W-L RECORDS		RPI 51-100		RPI 101-150		RPI 150+										
37-20-0		11-10-0		4-6-0		OVERALL		5-3-0		2-0-0		15-1-0										
23-10-0		5-4-0		3-3-0		HOME		0-2-0		1-0-0		14-1-0										
11-8-0		5-5-0		1-2-0		AWAY		4-1-0		1-0-0		0-0-0										
3-2-0		1-1-0		0-1-0		NEUTRAL		1-0-0		0-0-0		1-0-0										
17-7-0		0-1-0		1-2-0		NON-CONFERENCE		2-3-0		2-0-0		12-1-0										
13-5-0		0-0-0		1-2-0		HOME		0-2-0		1-0-0		11-1-0										
2-2-0		0-1-0		0-0-		AWAY		1-1-0		1-0-0		0-0-0										
2-0-0		0-0-0		0-0-0		NEUTRAL		1-0-0		0-0-0		1-0-0										
20-13-0		11-9-0		3-4-0		CONFERENCE		3-0-0		0-0-0		3-0-0										
10-5-0		5-4-0		2-1-0		HOME		0-0-0		0-0-0		3-0-0										
9-6-0		5-4-0		1-2-0		AWAY		3-0-0		0-0-0		0-0-0										
1-2-0		1-1-0		0-1-0		NEUTRAL		0-0-0		0-0-0		0-0-0										
RPI	S	Opponent		Score		RPI	S	Opponent		Score		RPI	S	Opponent		Score						
2	A	Louisville		4	11	26	H	Wake Forest		4	0	65	N	Kent St.		8	6	113	A	Liberty	7	3
2	A	Louisville		0	15	26	H	Wake Forest		8	9	75	A	VCU		5	7	120	H	William & Mary	16	8
2	A	Louisville		6	3	26	H	Wake Forest		6	4	75	H	VCU		5	11	157	H	Longwood	9	4
2	N	Louisville		7	2	26	N	Wake Forest		9	10	79	A	Old Dominion		8	4	178	H	James Madison	15	6
3	A	Miami (FL)		7	3	35	H	East Carolina		4	2	79	H	Old Dominion		4	5	180	H	Monmouth	11	10
3	A	Miami (FL)		2	9	35	H	East Carolina		1	6	80	A	Pittsburgh		9	1	180	H	Monmouth	4	2
3	A	Miami (FL)		6	5	35	H	East Carolina		5	8	80	A	Pittsburgh		5	1	180	H	Monmouth	4	6
6	N	Clemson		4	5	39	A	Boston College		2	3	80	A	Pittsburgh		7	6	199	H	Virginia Tech	4	1
10	H	North Carolina St.		5	3	39	A	Boston College		4	5							199	H	Virginia Tech	7	6
10	H	North Carolina St.		2	5	39	A	Boston College		3	0							199	H	Virginia Tech	8	3
10	H	North Carolina St.		7	8													202	H	Radford	11	3
13	A	Coastal Caro.		4	5													207	H	George Washington	15	3
17	H	North Carolina		15	9													225	H	Towson	10	8
17	H	North Carolina		1	8													225	H	Towson	4	3
17	H	North Carolina		7	4													239	N	Appalachian St.	8	0
20	H	Georgia Tech		6	3													257	H	VMI	18	1
20	H	Georgia Tech		9	4													258	H	Wagner	6	2
20	H	Georgia Tech		4	5													258	H	Wagner	20	7
25	A	Duke		7	6																	
25	A	Duke		6	0																	
25	A	Duke		0	3																	
LAST 15 GAMES																						
2 N Louisville						7	2	20 H Georgia Tech						9	4							
26 N Wake Forest						9	10	20 H Georgia Tech						6	3							
6 N Clemson						4	5	113 A Liberty						7	3							
199 H Virginia Tech						4	1															
199 H Virginia Tech						7	6															

Non-Div. I Games:

Virginia

199 H Virginia Tech	8	3
20 H Georgia Tech	4	5

V
i
r
g
i
n
i
a

V
i
r
g
i
n
i
a

Average RPI Win:		91	WON-LOST RECORD		WINNING PCT. RANK	LAST 15 GAMES		STRENGTH OF SCHEDULE		OPP. STRENGTH OF SCHEDULE	TEAM RPI	ADJ RPI	CONF. RPI	ADJ CONF. RPI					
Average RPI Loss:		47																	
DIV. I ONLY			34-21-0		.61818	65	8-7-0		7	14	17	.58093	17	1	1				
DIV. I NON-CONF.			21-4-0		.84	10	4-1-0		9	104	3	.62242	3	1	1				
TOTALS		RPI 1-25		RPI 26-50		W-L RECORDS		RPI 51-100		RPI 101-150		RPI 150+							
34-21-0		8-12-0		6-4-0		OVERALL		7-3-0		3-0-0		10-2-0							
25-9-0		2-5-0		5-0-0		HOME		5-2-0		3-0-0		10-2-0							
8-12-0		5-7-0		1-4-0		AWAY		2-1-0		0-0-0		0-0-0							
1-0-0		1-0-0		0-0-0		NEUTRAL		0-0-0		0-0-0		0-0-0							
21-4-0		1-1-0		6-1-0		NON-CONFERENCE		3-1-0		3-0-0		8-1-0							
17-2-0		0-1-0		5-0-0		HOME		1-0-0		3-0-0		8-1-0							
3-2-0		0-0-0		1-0-		AWAY		2-1-0		0-0-0		0-0-0							
1-0-0		1-0-0		0-0-0		NEUTRAL		0-0-0		0-0-0		0-0-0							
13-17-0		7-11-0		0-3-0		CONFERENCE		4-2-0		0-0-0		2-1-0							
8-7-0		2-4-0		0-0-0		HOME		4-2-0		0-0-0		2-1-0							
5-10-0		5-7-0		0-3-0		AWAY		0-0-0		0-0-0		0-0-0							
0-0-0		0-0-0		0-0-0		NEUTRAL		0-0-0		0-0-0		0-0-0							
RPI	S	Opponent		Score		RPI	S	Opponent		Score		RPI	S	Opponent		Score			
2	H	Louisville		6	10	26	A	Wake Forest		1	6	75	H	VCU		11	0		
2	H	Louisville		3	2	26	A	Wake Forest		2	3	80	H	Pittsburgh		4	0		
2	H	Louisville		0	6	26	A	Wake Forest		4	5	80	H	Pittsburgh		0	5		
3	A	Miami (FL)		4	7	27	A	UNCW		2	6	80	H	Pittsburgh		14	2		
3	A	Miami (FL)		3	7	27	H	UNCW		10	9	95	H	Notre Dame		8	1		
3	A	Miami (FL)		4	10	33	H	Oklahoma St.		4	3	95	H	Notre Dame		1	3		
8	N	South Carolina		15	0	33	H	Oklahoma St.		7	6	95	H	Notre Dame		3	0		
10	A	North Carolina St.		16	4	33	H	Oklahoma St.		2	1	100	A	UCLA		4	0		
10	A	North Carolina St.		1	10	35	A	East Carolina		17	4	100	A	UCLA		14	5		
10	A	North Carolina St.		4	6	35	H	East Carolina		9	1	100	A	UCLA		5	6		
13	H	Coastal Caro.		3	6									183		H	Fairfield	4	3
16	A	Virginia		9	15									199		H	Virginia Tech	6	0
16	A	Virginia		4	7									199		H	Virginia Tech	3	4
16	A	Virginia		8	1									199		H	Virginia Tech	4	1
20	H	Georgia Tech		8	0									208		H	Elon	11	6
20	H	Georgia Tech		2	3									285		H	UNC Asheville	2	3
20	H	Georgia Tech		0	6														
25	A	Duke		11	2														
25	A	Duke		12	2														
25	A	Duke		8	2														
LAST 15 GAMES																			
10	A	North Carolina St.		1	10	35	H	East Carolina		9	1								
10	A	North Carolina St.		16	4	2	H	Louisville		6	10								
10	A	North Carolina St.		4	6	2	H	Louisville		3	2								
95	H	Notre Dame		8	1														
95	H	Notre Dame		1	3														

Non-Div. I Games:

North Carolina

95	H	Notre Dame	3	0
27	A	UNCW	2	6

N
o
r
t
h
C
a
r
o
l
i
n
a

N
o
r
t
h
C
a
r
o
l
i
n
a

TCU

Average RPI Win:		106	WON-LOST RECORD		WINNING PCT. RANK		LAST 15 GAMES		STRENGTH OF SCHEDULE		OPP. STRENGTH OF SCHEDULE		TEAM RPI		ADJ RPI		CONF. RPI		ADJ CONF. RPI	
DIV. I ONLY			41-15-0		.73214 11		11-4-0		74		25		18		.58076 18		3		3	
DIV. I NON-CONF.			23-5-0		.82143 11		4-0-0		65		17		11		.59449 11		4		4	
TOTALS		RPI 1-25		RPI 26-50		W-L RECORDS		RPI 51-100		RPI 101-150		RPI 150+								
41-15-0		5-3-0		4-3-0		OVERALL		11-2-0		13-6-0		8-1-0								
21-7-0		1-3-0		2-1-0		HOME		9-2-0		6-1-0		3-0-0								
14-7-0		2-0-0		1-2-0		AWAY		1-0-0		5-4-0		5-1-0								
6-1-0		2-0-0		1-0-0		NEUTRAL		1-0-0		2-1-0		0-0-0								
23-5-0		4-1-0		2-1-0		NON-CONFERENCE		5-2-0		6-1-0		6-0-0								
11-5-0		0-1-0		2-1-0		HOME		3-2-0		3-1-0		3-0-0								
9-0-0		2-0-0		0-0-		AWAY		1-0-0		3-0-0		3-0-0								
3-0-0		2-0-0		0-0-0		NEUTRAL		1-0-0		0-0-0		0-0-0								
18-10-0		1-2-0		2-2-0		CONFERENCE		6-0-0		7-5-0		2-1-0								
10-2-0		1-2-0		0-0-0		HOME		6-0-0		3-0-0		0-0-0								
5-7-0		0-0-0		1-2-0		AWAY		0-0-0		2-4-0		2-1-0								
3-1-0		0-0-0		1-0-0		NEUTRAL		0-0-0		2-1-0		0-0-0								
RPI	S	Opponent		Score		RPI	S	Opponent		Score		RPI	S	Opponent		Score				
14	H	Texas Tech		1 3		31	H	Gonzaga		3 4		53	N	Houston		10 1				
14	H	Texas Tech		3 7		31	H	Gonzaga		10 2		60	H	West Virginia		7 1				
14	H	Texas Tech		13 6		31	H	Gonzaga		16 1		60	H	West Virginia		14 2				
15	N	UL Lafayette		7 1		33	A	Oklahoma St.		0 9		60	H	West Virginia		10 6				
21	A	Rice		6 4		33	A	Oklahoma St.		11 6		69	H	Oklahoma		11 3				
21	N	Rice		10 0		33	A	Oklahoma St.		7 11		69	H	Oklahoma		2 0				
22	A	Dallas Baptist		2 0		33	N	Oklahoma St.		13 5		69	H	Oklahoma		12 2				
22	H	Dallas Baptist		1 9								90	H	Southern California		6 16				
												90	H	Southern California		8 3				
												90	H	Southern California		12 11				
												98	A	UT Arlington		17 4				
												98	H	UT Arlington		5 1				
												98	H	UT Arlington		3 4				
																</				

Non-Div. I Games:

TCU

128 H Kansas St.	2	1
128 H Kansas St.	3	2

RPI	S	Opponent	Score	
281	H	UTRGV	13	0

TCU

T
C
U

T
C
U

Average RPI Win:		109	WON-LOST RECORD		WINNING PCT. RANK		LAST 15 GAMES		STRENGTH OF SCHEDULE		OPP. STRENGTH OF SCHEDULE		TEAM RPI		ADJ RPI		CONF. RPI		ADJ CONF. RPI					
DIV. I ONLY			39-18-0		.68421		26		9-6-0		37		30		19		.57914		19		5		5	
DIV. I NON-CONF.			16-8-0		.66667		54		0-0-0		11		15		18		.57908		18		5		5	
TOTALS		RPI 1-25		RPI 26-50		W-L RECORDS		RPI 51-100		RPI 101-150		RPI 150+												
39-18-0		4-3-0		7-8-0		OVERALL		9-4-0		6-1-0		13-2-0												
24-4-0		3-1-0		5-2-0		HOME		2-0-0		5-1-0		9-0-0												
9-10-0		1-0-0		2-4-0		AWAY		2-4-0		0-0-0		4-2-0												
6-4-0		0-2-0		0-2-0		NEUTRAL		5-0-0		1-0-0		0-0-0												
16-8-0		2-2-0		4-5-0		NON-CONFERENCE		4-0-0		3-1-0		3-0-0												
11-2-0		1-0-0		3-1-0		HOME		2-0-0		2-1-0		3-0-0												
2-2-0		1-0-0		1-0-		AWAY		0-0-0		0-0-0		0-0-0												
3-4-0		0-2-0		0-2-0		NEUTRAL		2-0-0		1-0-0		0-0-0												
23-10-0		2-1-0		3-3-0		CONFERENCE		5-4-0		3-0-0		10-2-0												
13-2-0		2-1-0		2-1-0		HOME		0-0-0		3-0-0		6-0-0												
7-8-0		0-0-0		1-2-0		AWAY		2-4-0		0-0-0		4-2-0												
3-0-0		0-0-0		0-0-0		NEUTRAL		3-0-0		0-0-0		0-0-0												
RPI	S	Opponent		Score		RPI	S	Opponent		Score		RPI	S	Opponent		Score		RPI	S	Opponent		Score		
5	A	Ole Miss		5	1	28	A	Fla. Atlantic		4	3	62	H	Alabama		9	2	127	H	Samford		8	2	
5	N	Ole Miss		2	6	28	A	Fla. Atlantic		4	9	63	A	Marshall		3	2	127	H	Samford		6	3	
11	N	Mississippi St.		5	13	28	A	Fla. Atlantic		5	9	63	A	Marshall		8	10	127	H	Samford		8	10	
15	H	UL Lafayette		7	2	30	A	Tulane		0	12	63	A	Marshall		14	4	131	H	Western Ky.		13	4	
21	H	Rice		2	1	30	N	Tulane		7	12	63	N	Marshall		3	2	131	H	Western Ky.		12	5	
21	H	Rice		3	4	32	H	Louisiana Tech		7	3	63	N	Marshall		9	3	131	H	Western Ky.		3	0	
21	H	Rice		2	1	32	H	Louisiana Tech		2	0	73	N	Michigan St.		2	0	144	N	Auburn		3	1	
						32	H	Louisiana Tech		5	7	79	N	Old Dominion		17	5	153	A	UAB		7	8	
						34	A	Southeastern La.		9	7	84	H	New Orleans		7	4	153	A	UAB		3	5	
						34	H	Southeastern La.		2	4	92	N	Troy		6	2	153	A	UAB		11	0	
						47	H	Northwestern St.		8	5	94	A	FIU		8	13	154	A	Charlotte		9	6	
						47	H	Northwestern St.		15	5	94	A	FIU		5	6	154	A	Charlotte		16	6	
						47	H	Northwestern St.		8	6	94	A	FIU		2	5	154	A	Charlotte		9	1	
						48	A	South Ala.		3	9							164	H	Middle Tenn.		9	5	
						48	N	South Ala.		2	4							164	H	Middle Tenn.		6	4	
								LAST 15 GAMES										164	H	Middle Tenn.		12	11	
																		187	H	UTSA		13	2	
																		187	H	UTSA		11	2	
																		187	H	UTSA		6	5	
																		272	H	Eastern Ill.		6	1	
																		272	H	Eastern Ill.		18	1	
																		272	H	Eastern Ill.		6	4	
					</																			

Non-Div. I Games:

Southern Miss.

94 A FIU	5	6
32 H Louisiana Tech	2	0

S
o
u
t
h
e
r
n
M
i
s
s
.

S
o
u
t
h
e
r
n
M
i
s
s
.

Average RPI Win: 106		WON-LOST	WINNING	LAST 15	STRENGTH OF		OPP. STRENGTH	TEAM	ADJ	CONF.	ADJ CONF.
Average RPI Loss: 28		RECORD	PCT. RANK	GAMES	SCHEDULE		OF SCHEDULE	RPI	RPI	RPI	RPI
DIV. I ONLY		36-23-0	.61017	70	6-9-0		10	5	20	.57466	20
DIV. I NON-CONF.		22-4-0	.84615	7	2-0-0		71	65	9	.59731	9
TOTALS		RPI 1-25	RPI 26-50		W-L RECORDS		RPI 51-100		RPI 101-150		RPI 150+
36-23-0		11-16-0	3-4-0		OVERALL		5-2-0		4-1-0		13-0-0
23-11-0		6-6-0	1-3-0		HOME		2-1-0		3-1-0		11-0-0
11-9-0		5-7-0	0-1-0		AWAY		3-1-0		1-0-0		2-0-0
2-3-0		0-3-0	2-0-0		NEUTRAL		0-0-0		0-0-0		0-0-0
22-4-0		3-0-0	1-2-0		NON-CONFERENCE		4-1-0		4-1-0		10-0-0
16-3-0		3-0-0	0-1-0		HOME		2-1-0		3-1-0		8-0-0
5-1-0		0-0-0	0-0-		AWAY		2-0-0		1-0-0		2-0-0
1-0-0		0-0-0	1-0-0		NEUTRAL		0-0-0		0-0-0		0-0-0
14-19-0		8-16-0	2-2-0		CONFERENCE		1-1-0		0-0-0		3-0-0
7-8-0		3-6-0	1-2-0		HOME		0-0-0		0-0-0		3-0-0
6-8-0		5-7-0	0-0-0		AWAY		1-1-0		0-0-0		0-0-0
1-3-0		0-3-0	1-0-0		NEUTRAL		0-0-0		0-0-0		0-0-0
RPI S	Opponent	Score	RPI S	Opponent	Score	RPI S	Opponent	Score	RPI S	Opponent	Score
3 H	Miami (FL)	2 12	36 A	Georgia	5 13	75 H	VCU	9 1	117 H	Western Caro.	5 4
3 H	Miami (FL)	12 1	36 H	Georgia	1 3	78 A	Ga. Southern	6 5	117 H	Western Caro.	4 3
3 H	Miami (FL)	6 17	36 N	Georgia	6 3	78 H	Ga. Southern	6 1	117 H	Western Caro.	14 3
3 N	Miami (FL)	0 4	39 H	Boston College	6 3	80 A	Pittsburgh	6 13	144 A	Auburn	4 1
6 A	Clemson	16 1	39 H	Boston College	6 7	80 A	Pittsburgh	6 3	144 H	Auburn	3 14
6 A	Clemson	7 5	39 H	Boston College	3 8	87 A	Mercer	6 5	159 A	Kennesaw St.	13 2
6 A	Clemson	7 8	39 N	Boston College	6 0	87 H	Mercer	8 9	159 H	Kennesaw St.	4 2
10 H	North Carolina St.	6 15							171 H	UMBC	9 2
10 H	North Carolina St.	3 8							171 H	UMBC	4 1
10 H	North Carolina St.	16 7							171 H	UMBC	6 1
10 N	North Carolina St.	5 7							199 H	Virginia Tech	16 8
12 A	Florida St.	3 8							199 H	Virginia Tech	8 3
12 A	Florida St.	2 8							199 H	Virginia Tech	14 4
12 A	Florida St.	9 14							228 A	Georgia St.	11 5
12 N	Florida St.	1 6							228 H	Georgia St.	11 6
13 H	Coastal Caro.	9 1							229 H	Western Mich.	13 0
13 H	Coastal Caro.	9 8							275 H	Purdue	5 2
13 H	Coastal Caro.	4 2							288 H	Savannah St.	21 3
16 A	Virginia	3 6									
16 A	Virginia	5 4									
16 A	Virginia	4 9									
17 A	North Carolina	6 0									
17 A	North Carolina	0 8									
17 A	North Carolina	3 2									
25 H	Duke	13 14									
25 H	Duke	3 2									
25 H	Duke	4 10									
			LAST 15 GAMES								
			10 N	North Carolina St.	5 7	36 N	Georgia	6 3			
			12 N	Florida St.	1 6	16 A	Virginia	5 4			
			3 N	Miami (FL)	0 4	16 A	Virginia	4 9			
			39 N	Boston College	6 0						
			39 H	Boston College	3 8						

Non-Div. I Games:

Georgia Tech

39 H Boston College	6	7
39 H Boston College	6	3

Average RPI Win: 94		WON-LOST	WINNING	LAST 15	STRENGTH OF		OPP. STRENGTH	TEAM	ADJ	CONF.	ADJ CONF.
Average RPI Loss: 64		RECORD	PCT. RANK	GAMES	SCHEDULE		OF SCHEDULE	RPI	RPI	RPI	RPI
DIV. I ONLY		35-21-0	.625	60	8-7-0		17	23	21	.56764	21
DIV. I NON-CONF.		13-10-0	.56522	109	1-2-0		3	8	37	.56342	37
TOTALS		RPI 1-25	RPI 26-50		W-L RECORDS		RPI 51-100		RPI 101-150		RPI 150+
35-21-0		4-7-0	8-6-0		OVERALL		8-2-0		5-2-0		10-4-0
21-9-0		3-3-0	4-2-0		HOME		4-1-0		5-1-0		5-2-0
11-7-0		1-2-0	1-3-0		AWAY		4-0-0		0-0-0		5-2-0
3-5-0		0-2-0	3-1-0		NEUTRAL		0-1-0		0-1-0		0-0-0
13-10-0		3-5-0	4-1-0		NON-CONFERENCE		2-2-0		2-2-0		2-0-0
10-6-0		3-3-0	3-1-0		HOME		1-1-0		2-1-0		1-0-0
3-0-0		0-0-0	1-0-		AWAY		1-0-0		0-0-0		1-0-0
0-4-0		0-2-0	0-0-0		NEUTRAL		0-1-0		0-1-0		0-0-0
22-11-0		1-2-0	4-5-0		CONFERENCE		6-0-0		3-0-0		8-4-0
11-3-0		0-0-0	1-1-0		HOME		3-0-0		3-0-0		4-2-0
8-7-0		1-2-0	0-3-0		AWAY		3-0-0		0-0-0		4-2-0
3-1-0		0-0-0	3-1-0		NEUTRAL		0-0-0		0-0-0		0-0-0
RPI S	Opponent	Score	RPI S	Opponent	Score	RPI S	Opponent	Score	RPI S	Opponent	Score
4 H	Texas A&M	4 3	28 H	Fla. Atlantic	3 10	53 A	Houston	7 4	122 N	Arkansas	2 5
15 N	UL Lafayette	2 4	28 H	Fla. Atlantic	9 1	53 H	Houston	0 10	131 H	Western Ky.	3 2
18 H	TCU	4 6	28 N	Fla. Atlantic	6 4	53 N	Houston	6 24	131 H	Western Ky.	9 3
18 N	TCU	0 10	32 A	Louisiana Tech	2 12	77 H	Lamar	7 2	131 H	Western Ky.	5 2
19 A	Southern Miss.	1 2	32 A	Louisiana Tech	5 10	79 H	Old Dominion	6 2	142 H	UCF	13 10
19 A	Southern Miss.	1 2	32 A	Louisiana Tech	3 4	79 H	Old Dominion	3 1	142 H	UCF	0 2
19 A	Southern Miss.	4 3	32 N	Louisiana Tech	10 13	79 H	Old Dominion	8 2	142 H	UCF	4 3
22 H	Dallas Baptist	6 2	32 N	Louisiana Tech	13 12	94 A	FIU	2 0	151 A	Texas St.	3 1
23 H	Arizona	2 6	32 N	Louisiana Tech	11 9	94 A	FIU	3 0	151 H	Texas St.	8 4
23 H	Arizona	1 8	35 H	East Carolina	7 2	94 A	FIU	12 1	153 H	UAB	7 3
23 H	Arizona	4 3	35 H	East Carolina	1 10				153 H	UAB	3 0
			35 H	East Carolina	4 1				153 H	UAB	2 6
			41 A	Sam Houston St.	8 3				154 H	Charlotte	0 1
			41 H	Sam Houston St.	5 3				154 H	Charlotte	12 4
									154 H	Charlotte	5 1
									164 A	Middle Tenn.	0 3
									164 A	Middle Tenn.	1 0
									164 A	Middle Tenn.	6 2
									187 A	UTSA	1 0
									187 A	UTSA	1 6
									187 A	UTSA	9 4
			LAST 15 GAMES								
			32 N	Louisiana Tech	10 13	53 N	Houston	6 24			
			32 N	Louisiana Tech	11 9	28 H	Fla. Atlantic	3 10			
			28 N	Fla. Atlantic	6 4	28 H	Fla. Atlantic	9 1			
			32 N	Louisiana Tech	13 12						
			32 A	Louisiana Tech	5 10						

Non-Div. I Games:

Rice

32 A Louisiana Tech	3	4
32 A Louisiana Tech	2	12

R
i
c
e

R
i
c
e

Average RPI Win:		130	WON-LOST RECORD		WINNING PCT. RANK	LAST 15 GAMES		STRENGTH OF SCHEDULE		OPP. STRENGTH OF SCHEDULE	TEAM RPI	ADJ RPI	CONF. RPI	ADJ CONF. RPI			
Average RPI Loss:		96															
DIV. I ONLY			41-17-0		.7069	18	12-3-0		73	89	22	.56744	22	9	9		
DIV. I NON-CONF.			22-12-0		.64706	68	1-1-0		76	41	56	.54517	56	12	12		
TOTALS		RPI 1-25		RPI 26-50		W-L RECORDS		RPI 51-100		RPI 101-150		RPI 150+					
41-17-0		1-2-0		3-2-0		OVERALL		12-4-0		14-7-0		11-2-0					
24-9-0		0-1-0		0-1-0		HOME		7-3-0		11-4-0		6-0-0					
13-8-0		1-1-0		3-1-0		AWAY		4-1-0		1-3-0		4-2-0					
4-0-0		0-0-0		0-0-0		NEUTRAL		1-0-0		2-0-0		1-0-0					
22-12-0		1-2-0		3-2-0		NON-CONFERENCE		6-3-0		6-4-0		6-1-0					
17-7-0		0-1-0		0-1-0		HOME		5-2-0		6-3-0		6-0-0					
5-5-0		1-1-0		3-0-		AWAY		1-1-0		0-1-0		0-1-0					
0-0-0		0-0-0		0-0-0		NEUTRAL		0-0-0		0-0-0		0-0-0					
19-5-0		0-0-0		0-0-0		CONFERENCE		6-1-0		8-3-0		5-1-0					
7-2-0		0-0-0		0-0-0		HOME		2-1-0		5-1-0		0-0-0					
8-3-0		0-0-0		0-0-0		AWAY		3-0-0		1-2-0		4-1-0					
4-0-0		0-0-0		0-0-0		NEUTRAL		1-0-0		2-0-0		1-0-0					
RPI	S	Opponent		Score		RPI	S	Opponent		Score		RPI	S	Opponent		Score	
18	A	TCU		9	1	33	A	Oklahoma St.		7	8	57	H	Oral Roberts		6	1
18	H	TCU		0	2	33	H	Oklahoma St.		6	7	57	H	Oral Roberts		7	12
21	A	Rice		2	6	46	A	New Mexico		33	8	57	H	Oral Roberts		4	7
						46	A	New Mexico		5	2	69	A	Oklahoma		2	12
						46	A	New Mexico		12	11	71	A	Indiana St.		10	5
												71	A	Indiana St.		7	6
												71	A	Indiana St.		3	2
												72	H	Iowa		4	1
												72	H	Iowa		7	3
												72	H	Iowa		5	1
												86	H	Missouri St.		3	5
												86	H	Missouri St.		7	2
												86	H	Missouri St.		9	5
												86	N	Missouri St.		4	3
												98	A	UT Arlington		7	3
												98	H	UT Arlington		13	2

Non-Div. I Games:

Dallas Baptist

186	A	Wichita St.	7	5
186	A	Wichita St.	5	4

RPI	S	Opponent	Score	
217	A	Abilene Christian	2	3
217	H	Abilene Christian	3	2
219	A	Illinois St.	7	1
219	A	Illinois St.	7	2
219	N	Illinois St.	9	5
274	H	Incarnate Word	17	1
282	H	Texas Southern	15	9

Dallas Baptist

D
a
l
l
a
s
B
a
p
t
i
s
t

D
a
l
l
a
s
B
a
p
t
i
s
t

Average RPI Win: 107		WON-LOST RECORD		WINNING PCT. RANK		LAST 15 GAMES		STRENGTH OF SCHEDULE		OPP. STRENGTH OF SCHEDULE		TEAM RPI		ADJ RPI		CONF. RPI		ADJ CONF. RPI	
DIV. I ONLY		37-20-0		.64912 41		9-6-0		46		44		23		.56711 23		4		4	
DIV. I NON-CONF.		20-5-0		.8 16		4-0-0		49		56		8		.59789 8		3		3	
TOTALS		RPI 1-25		RPI 26-50		W-L RECORDS		RPI 51-100		RPI 101-150		RPI 150+							
37-20-0		2-1-0		9-7-0		OVERALL		11-10-0		3-0-0		12-2-0							
23-7-0		0-0-0		6-3-0		HOME		5-2-0		3-0-0		9-2-0							
13-12-0		2-1-0		2-3-0		AWAY		6-8-0		0-0-0		3-0-0							
1-1-0		0-0-0		1-1-0		NEUTRAL		0-0-0		0-0-0		0-0-0							
20-5-0		2-1-0		3-2-0		NON-CONFERENCE		2-1-0		3-0-0		10-1-0							
13-2-0		0-0-0		2-1-0		HOME		1-0-0		3-0-0		7-1-0							
6-2-0		2-1-0		0-0-		AWAY		1-1-0		0-0-0		3-0-0							
1-1-0		0-0-0		1-1-0		NEUTRAL		0-0-0		0-0-0		0-0-0							
17-15-0		0-0-0		6-5-0		CONFERENCE		9-9-0		0-0-0		2-1-0							
10-5-0		0-0-0		4-2-0		HOME		4-2-0		0-0-0		2-1-0							
7-10-0		0-0-0		2-3-0		AWAY		5-7-0		0-0-0		0-0-0							
0-0-0		0-0-0		0-0-0		NEUTRAL		0-0-0		0-0-0		0-0-0							
RPI	S	Opponent		Score		RPI	S	Opponent		Score		RPI	S	Opponent		Score			
21	A	Rice		8	1	30	N	Tulane		10	11	54	A	BYU		11	5		
21	A	Rice		3	4	38	A	Arizona St.		8	0	56	H	St. Mary's (CA)		11	5		
21	A	Rice		6	2	38	A	Arizona St.		5	7	70	A	California		7	6		
						38	H	Arizona St.		1	5	70	A	California		8	5		
						38	H	Arizona St.		4	2	70	A	California		3	0		
						38	H	Arizona St.		2	5	74	H	Stanford		4	1		
						43	H	Cal St. Fullerton		2	0	74	H	Stanford		5	6		
						45	N	Nebraska		11	10	74	H	Stanford		4	1		
						47	H	Northwestern St.		4	1	77	A	Lamar		5	13		
						47	H	Northwestern St.		4	6	85	A	Oregon		0	3		
						49	H	Oregon St.		6	1	85	A	Oregon		5	4		
						49	H	Oregon St.		4	1	85	A	Oregon		2	4		
						49	H	Oregon St.		6	5	90	A	Southern California		2	5		
						50	A	Washington		4	8	90	A	Southern California		5	8		
						50	A	Washington		3	6	90	A	Southern California		8	5		
						50	A	Washington		17	7	97	A	Utah		3	6		
												97	A	Utah		6	7		
												97	A	Utah		2	4		
												100	H	UCLA		3	4		
												100	H	UCLA		6	1		
						LAST 15 GAMES													
						174	A	Hawaii		6	1								
						174	A	Hawaii		11	2								
						217	H	Abilene Christian		8	3								
						217	H	Abilene Christian		12	1								
						85	A	Oregon		5	4								

Non-Div. I Games:

Arizona

[illegible]

Average RPI Win:	106	WON-LOST RECORD	WINNING PCT. RANK	LAST 15 GAMES	STRENGTH OF SCHEDULE	OPP. STRENGTH OF SCHEDULE	TEAM RPI	ADJ RPI	CONF. RPI	ADJ CONF. RPI	
Average RPI Loss:	117										
DIV. I ONLY	37-18-1	.66964	32	7-8-0	58	79	24	.56627	24	8	8
DIV. I NON-CONF.	24-7-1	.76563	22	2-1-0	47	23	10	.59586	10	13	13
<hr/>											
TOTALS	RPI 1-25	RPI 26-50		W-L RECORDS		RPI 51-100		RPI 101-150		RPI 150+	
37-18-1	0-0-0	3-2-0		OVERALL		18-7-1		10-4-0		6-5-0	
24-6-0	0-0-0	2-2-0		HOME		11-1-0		7-0-0		4-3-0	
10-12-1	0-0-0	0-0-0		AWAY		6-6-1		2-4-0		2-2-0	
3-0-0	0-0-0	1-0-0		NEUTRAL		1-0-0		1-0-0		0-0-0	
24-7-1	0-0-0	2-0-0		NON-CONFERENCE		16-6-1		5-0-0		1-1-0	
16-2-0	0-0-0	1-0-0		HOME		11-1-0		4-0-0		0-1-0	
5-5-1	0-0-0	0-0-		AWAY		4-5-1		0-0-0		1-0-0	
3-0-0	0-0-0	1-0-0		NEUTRAL		1-0-0		1-0-0		0-0-0	
13-11-0	0-0-0	1-2-0		CONFERENCE		2-1-0		5-4-0		5-4-0	
8-4-0	0-0-0	1-2-0		HOME		0-0-0		3-0-0		4-2-0	
5-7-0	0-0-0	0-0-0		AWAY		2-1-0		2-4-0		1-2-0	
0-0-0	0-0-0	0-0-0		NEUTRAL		0-0-0		0-0-0		0-0-0	
RPI	S	Opponent	Score	RPI	S	Opponent	Score	RPI	S	Opponent	Score
				29	N	Bryant	16 2	51	A	Long Beach St.	0 2
				31	H	Gonzaga	6 5	51	A	Long Beach St.	3 1
				43	H	Cal St. Fullerton	3 6	51	A	Long Beach St.	4 3
				43	H	Cal St. Fullerton	3 2	56	A	St. Mary's (CA)	4 3
				43	H	Cal St. Fullerton	2 18	56	H	St. Mary's (CA)	4 7
								59	H	UConn	5 3
								59	H	UConn	6 2
								59	H	UConn	9 6
								64	A	Col. of Charleston	7 4
								64	A	Col. of Charleston	6 6
								64	A	Col. of Charleston	3 10
								66	H	Hartford	2 1
								66	H	Hartford	7 6
								66	H	Hartford	7 4
								67	N	Kentucky	11 4
								85	A	Oregon	1 13
								85	A	Oregon	1 3
								85	A	Oregon	1 0
								89	H	Nevada	5 4
								90	A	Southern California	5 9
				LAST 15 GAMES							
				152	H	UC Riverside	0 6				
				152	H	UC Riverside	2 1				
				152	H	UC Riverside	1 3				
				31	H	Gonzaga	6 5				
				119	A	UC Irvine	9 5				
								119	A	UC Irvine	4 5
								119	A	UC Irvine	9 5
								119	A	UC Irvine	10 3
								124	A	Cal Poly	3 4
								124	A	Cal Poly	5 10
								124	A	Cal Poly	0 7
								125	N	San Diego	9 3
								140	H	CSUN	8 2
								140	H	CSUN	5 4
								140	H	CSUN	1 0
								141	H	San Francisco	6 5
								141	H	San Francisco	13 5
								141	H	San Francisco	8 2
								141	H	San Francisco	7 3
								152	H	UC Riverside	2 1
								152	H	UC Riverside	0 6
								152	H	UC Riverside	1 3
								174	H	Hawaii	6 3
								174	H	Hawaii	14 2
								174	H	Hawaii	5 4
								224	A	UC Davis	3 13
								224	A	UC Davis	7 3
								224	A	UC Davis	2 6
								255	A	CSU Bakersfield	10 4
								255	H	CSU Bakersfield	4 5

Non-Div. I Games:

UC Santa Barbara

	RPI	S	Opponent	Score
119 A UC Irvine	4	5	90 H Southern California	5 2
119 A UC Irvine	10	3	90 H Southern California	10 1
			91 A Pepperdine	2 6
			91 H Pepperdine	4 3
			100 A UCLA	4 3
			100 H UCLA	11 6
			100 A UCLA	4 3
			43 H Cal St. Fullerton	3 6
			43 H Cal St. Fullerton	2 18

Duke				Through Games Of May 28, 2016										
Average RPI Win: 117		WON-LOST	WINNING	LAST 15	STRENGTH OF		OPP. STRENGTH	TEAM	ADJ		CONF.	ADJ CONF.		
Average RPI Loss: 43		RECORD	PCT. RANK	GAMES	SCHEDULE		OF SCHEDULE	RPI	RPI		RPI	RPI		
DIV. I ONLY		33-22-0	.6	76	11-4-0		14	20	25	.56548	25	1	1	
DIV. I NON-CONF.		19-6-0	.76	23	5-0-0		61	233	23	.56887	23	1	1	
TOTALS		RPI 1-25		RPI 26-50		W-L RECORDS		RPI 51-100		RPI 101-150		RPI 150+		
33-22-0		9-13-0		2-4-0		OVERALL		5-1-0		2-2-0		15-2-0		
21-12-0		6-9-0		0-1-0		HOME		3-1-0		1-1-0		11-0-0		
11-8-0		3-4-0		1-2-0		AWAY		2-0-0		1-0-0		4-2-0		
1-2-0		0-0-0		1-1-0		NEUTRAL		0-0-0		0-1-0		0-0-0		
19-6-0		0-1-0		1-1-0		NON-CONFERENCE		3-1-0		2-2-0		13-1-0		
15-3-0		0-0-0		0-1-0		HOME		3-1-0		1-1-0		11-0-0		
3-2-0		0-1-0		0-0-		AWAY		0-0-0		1-0-0		2-1-0		
1-1-0		0-0-0		1-0-0		NEUTRAL		0-0-0		0-1-0		0-0-0		
14-16-0		9-12-0		1-3-0		CONFERENCE		2-0-0		0-0-0		2-1-0		
6-9-0		6-9-0		0-0-0		HOME		0-0-0		0-0-0		0-0-0		
8-6-0		3-3-0		1-2-0		AWAY		2-0-0		0-0-0		2-1-0		
0-1-0		0-0-0		0-1-0		NEUTRAL		0-0-0		0-0-0		0-0-0		
RPI	S	Opponent	Score		RPI	S	Opponent	Score		RPI	S	Opponent	Score	
3	H	Miami (FL)	12	5	26	A	Wake Forest	0	12	70	H	California	2	5
3	H	Miami (FL)	2	14	26	A	Wake Forest	3	2	70	H	California	6	5
3	H	Miami (FL)	0	9	26	A	Wake Forest	2	3	70	H	California	5	4
6	H	Clemson	2	1	26	N	Wake Forest	3	4	76	H	UNCG	7	4
6	H	Clemson	5	3	35	H	East Carolina	6	8	80	A	Pittsburgh	2	1
6	H	Clemson	2	3	44	N	Ohio St.	8	1	80	A	Pittsburgh	7	5
10	A	North Carolina St.	2	3										
10	A	North Carolina St.	2	12										
10	A	North Carolina St.	2	1										
12	H	Florida St.	3	1										
12	H	Florida St.	3	4										
12	H	Florida St.	5	4										
13	A	Coastal Caro.	6	10										
16	H	Virginia	6	7										
16	H	Virginia	0	6										
16	H	Virginia	3	0										
17	H	North Carolina	2	8										
17	H	North Carolina	2	11										
17	H	North Carolina	2	12										
20	A	Georgia Tech	10	4										
20	A	Georgia Tech	14	13										
20	A	Georgia Tech	2	3										
					LAST 15 GAMES									
					26	N	Wake Forest	3	4	157	H	Longwood	11	5
					80	A	Pittsburgh	7	5	155	H	Gardner-Webb	4	1
					80	A	Pittsburgh	2	1	155	H	Gardner-Webb	13	4
					12	H	Florida St.	3	4					
					12	H	Florida St.	3	1					

Non-Div. I Games:

Duke

12	H	Florida St.	5	4
270	H	Norfolk St.	4	3

D
u
k
e

D
u
k
e

Average RPI Win: 116		WON-LOST RECORD		WINNING PCT. RANK		LAST 15 GAMES		STRENGTH OF SCHEDULE		OPP. STRENGTH OF SCHEDULE		TEAM RPI		ADJ RPI		CONF. RPI		ADJ CONF. RPI					
Average RPI Loss: 50																							
DIV. I ONLY		34-25-0		.57627		87		7-8-0		20		13		26		.56544		26					
DIV. I NON-CONF.		19-6-0		.76		23		2-0-0		170		142		25		.56826		25					
TOTALS		RPI 1-25		RPI 26-50		W-L RECORDS		RPI 51-100		RPI 101-150		RPI 150+											
34-25-0		12-15-0		1-2-0		OVERALL		4-5-0		2-0-0		15-3-0											
19-8-0		8-7-0		0-0-0		HOME		1-0-0		1-0-0		9-1-0											
12-15-0		2-6-0		1-2-0		AWAY		3-5-0		1-0-0		5-2-0											
3-2-0		2-2-0		0-0-0		NEUTRAL		0-0-0		0-0-0		1-0-0											
19-6-0		1-1-0		0-0-0		NON-CONFERENCE		3-3-0		2-0-0		13-2-0											
11-1-0		0-0-0		0-0-0		HOME		1-0-0		1-0-0		9-1-0											
7-5-0		1-1-0		0-0-		AWAY		2-3-0		1-0-0		3-1-0											
1-0-0		0-0-0		0-0-0		NEUTRAL		0-0-0		0-0-0		1-0-0											
15-19-0		11-14-0		1-2-0		CONFERENCE		1-2-0		0-0-0		2-1-0											
8-7-0		8-7-0		0-0-0		HOME		0-0-0		0-0-0		0-0-0											
5-10-0		1-5-0		1-2-0		AWAY		1-2-0		0-0-0		2-1-0											
2-2-0		2-2-0		0-0-0		NEUTRAL		0-0-0		0-0-0		0-0-0											
RPI	S	Opponent		Score		RPI	S	Opponent		Score		RPI	S	Opponent		Score		RPI	S	Opponent		Score	
2	H	Louisville		4 9		39	A	Boston College		8 6		63	A	Marshall		3 1		104	A	High Point		9 2	
2	H	Louisville		1 3		39	A	Boston College		8 9		76	A	UNCG		3 18		104	H	High Point		8 3	
2	H	Louisville		2 9		39	A	Boston College		3 4		76	H	UNCG		6 4		154	A	Charlotte		6 7	
2	N	Louisville		5 9								90	A	Southern California		1 2		154	H	Charlotte		6 5	
6	H	Clemson		6 4								90	A	Southern California		4 9		168	A	Davidson		7 6	
6	H	Clemson		5 6								90	A	Southern California		5 4		168	H	Davidson		7 4	
6	H	Clemson		8 13								95	A	Notre Dame		15 13		171	H	UMBC		10 8	
6	N	Clemson		4 5								95	A	Notre Dame		5 6		181	H	Georgetown		3 1	
10	A	North Carolina St.		7 11								95	A	Notre Dame		2 10		195	H	Richmond		17 4	
10	A	North Carolina St.		1 6														199	A	Virginia Tech		15 5	
10	A	North Carolina St.		2 3														199	A	Virginia Tech		13 20	
12	H	Florida St.		4 2														199	A	Virginia Tech		12 6	
12	H	Florida St.		9 0														208	A	Elon		4 3	
12	H	Florida St.		8 13														225	H	Towson		8 4	
13	A	Coastal Caro.		11 0														234	H	Harvard		3 6	
13	A	Coastal Caro.		6 7														239	A	Appalachian St.		15 9	
16	A	Virginia		9 8														239	N	Appalachian St.		10 7	
16	A	Virginia		4 6														257	H	VMI		8 4	
16	A	Virginia		0 4														289	H	Mt. St. Mary's		8 2	
16	N	Virginia		10 9														295	H	Saint Peter's		8 2	
17	H	North Carolina		3 2		LAST 15 GAMES																	
17	H	North Carolina		5 4		6	N	Clemson		4 5		63	A	Marshall		3 1							
17	H	North Carolina		6 1		16	N	Virginia		10 9		199	A	Virginia Tech		15 5							
25	H	Duke		12 0		2	N	Louisville		5 9		199	A	Virginia Tech		13 20							
25	H	Duke		2 3		25	N	Duke		4 3													
25	H	Duke		3 2		2	H	Louisville		4 9													
25	N	Duke		4 3																			

Non-Div. I Games:

Wake Forest

2 H Louisville	2	9
2 H Louisville	1	3

Wake Forest

Wake Forest

UNCW

Average RPI Win: 166		WON-LOST RECORD		WINNING PCT. RANK		LAST 15 GAMES		STRENGTH OF SCHEDULE		OPP. STRENGTH OF SCHEDULE		TEAM RPI		ADJ RPI		CONF. RPI		ADJ CONF. RPI	
DIV. I ONLY		39-15-0		.72222 12		10-5-0		115		109		27		.56489 27		14		14	
DIV. I NON-CONF.		21-9-0		.7 41		1-1-0		59		76		24		.5688 24		15		15	
TOTALS		RPI 1-25		RPI 26-50		W-L RECORDS		RPI 51-100		RPI 101-150		RPI 150+							
39-15-0		2-4-0		0-1-0		OVERALL		5-4-0		11-2-0		21-4-0							
29-3-0		2-1-0		0-0-0		HOME		4-1-0		5-1-0		18-0-0							
8-12-0		0-3-0		0-1-0		AWAY		0-3-0		6-1-0		2-4-0							
2-0-0		0-0-0		0-0-0		NEUTRAL		1-0-0		0-0-0		1-0-0							
21-9-0		2-4-0		0-1-0		NON-CONFERENCE		2-3-0		6-1-0		11-0-0							
19-2-0		2-1-0		0-0-0		HOME		2-0-0		5-1-0		10-0-0							
2-7-0		0-3-0		0-0-		AWAY		0-3-0		1-0-0		1-0-0							
0-0-0		0-0-0		0-0-0		NEUTRAL		0-0-0		0-0-0		0-0-0							
18-6-0		0-0-0		0-0-0		CONFERENCE		3-1-0		5-1-0		10-4-0							
10-1-0		0-0-0		0-0-0		HOME		2-1-0		0-0-0		8-0-0							
6-5-0		0-0-0		0-0-0		AWAY		0-0-0		5-1-0		1-4-0							
2-0-0		0-0-0		0-0-0		NEUTRAL		1-0-0		0-0-0		1-0-0							
RPI S	Opponent		Score		RPI S	Opponent		Score		RPI S	Opponent		Score		RPI S	Opponent		Score	
10 A	North Carolina St.		2	5	35 A	East Carolina		6	9	61 A	North Florida		11	12	104 A	High Point		5	1
10 H	North Carolina St.		6	4						61 A	North Florida		1	13	104 H	High Point		11	6
13 A	Coastal Caro.		1	4						61 A	North Florida		2	3	117 H	Western Caro.		15	2
13 H	Coastal Caro.		4	6						64 H	Col. of Charleston		5	8	120 A	William & Mary		2	1
17 A	North Carolina		9	10						64 H	Col. of Charleston		8	3	120 A	William & Mary		6	1
17 H	North Carolina		6	2						64 H	Col. of Charleston		9	5	120 A	William & Mary		7	4
										64 N	Col. of Charleston		6	1	121 H	Penn St.		11	2
										75 H	VCU		11	4	121 H	Penn St.		4	5
										76 H	UNCG		8	4	121 H	Penn St.		5	1
															135 H	St. John's (NY)		16	1
															148 A	Delaware		7	11
															148 A	Delaware		6	2
															148 A	Delaware		12	2
															162 A	Campbell		11	4
															162 H	Campbell		14	7
															169 A	Northeastern		4	9
															169 A	Northeastern		0	3
															178 A	James Madison		7	11
															178 A	James Madison		6	8
															178 A	James Madison		5	3
															178 N	James Madison		5	4
															195 H	Richmond		12	9
															208 H	Elon		12	3
															208 H	Elon		10	4
															214 H	Eastern Ky.		10	7
															225 H	Towson		11	4
															225 H	Towson		7	2

Non-Div. I Games:

UNCW

13	A	Coastal Caro.	1	4
178	A	James Madison	7	11

RPI	S	Opponent	Score	
225	H	Towson	6	2
227	H	South Dakota St.	15	5
247	H	ETSU	17	7
247	H	ETSU	16	11
247	H	ETSU	15	5
250	H	Hofstra	18	4
250	H	Hofstra	6	5
250	H	Hofstra	10	5
284	H	Iona	19	7
284	H	Iona	11	4
284	H	Iona	11	1

Average RPI Win: 129		WON-LOST	WINNING	LAST 15	STRENGTH OF		OPP. STRENGTH	TEAM	ADJ	CONF.	ADJ CONF.
Average RPI Loss: 82		RECORD	PCT. RANK	GAMES	SCHEDULE		OF SCHEDULE	RPI	RPI	RPI	RPI
DIV. I ONLY		38-17-0	.69091	23	101		27	28	.56477	28	5
DIV. I NON-CONF.		16-7-0	.69565	44	75		35	27	.56777	27	5
TOTALS		RPI 1-25	RPI 26-50		W-L RECORDS		RPI 51-100		RPI 101-150		RPI 150+
38-17-0		6-5-0	0-2-0		OVERALL		6-3-0		9-3-0		17-4-0
22-6-0		2-1-0	0-0-0		HOME		0-0-0		8-2-0		12-3-0
13-9-0		4-3-0	0-1-0		AWAY		6-3-0		1-1-0		2-1-0
3-2-0		0-1-0	0-1-0		NEUTRAL		0-0-0		0-0-0		3-0-0
16-7-0		3-2-0	0-1-0		NON-CONFERENCE		0-0-0		6-3-0		7-1-0
10-3-0		0-0-0	0-0-0		HOME		0-0-0		5-2-0		5-1-0
4-4-0		3-2-0	0-0-		AWAY		0-0-0		1-1-0		0-0-0
2-0-0		0-0-0	0-0-0		NEUTRAL		0-0-0		0-0-0		2-0-0
22-10-0		3-3-0	0-1-0		CONFERENCE		6-3-0		3-0-0		10-3-0
12-3-0		2-1-0	0-0-0		HOME		0-0-0		3-0-0		7-2-0
9-5-0		1-1-0	0-0-0		AWAY		6-3-0		0-0-0		2-1-0
1-2-0		0-1-0	0-1-0		NEUTRAL		0-0-0		0-0-0		1-0-0
RPI S	Opponent	Score	RPI S	Opponent	Score	RPI S	Opponent	Score	RPI S	Opponent	Score
1 A	Florida	1 2	32 N	Louisiana Tech	4 5	63 A	Marshall	10 2	105 A	FGCU	2 3
3 A	Miami (FL)	2 5	44 A	Ohio St.	2 10	63 A	Marshall	2 7	105 H	FGCU	5 2
3 A	Miami (FL)	4 3				63 A	Marshall	6 3	106 H	Rutgers	4 5
11 A	Mississippi St.	4 0				79 A	Old Dominion	11 0	106 H	Rutgers	3 2
11 A	Mississippi St.	10 6				79 A	Old Dominion	3 1	106 H	Rutgers	9 8
19 H	Southern Miss.	3 4				79 A	Old Dominion	10 7	131 H	Western Ky.	10 2
19 H	Southern Miss.	9 5				94 A	FIU	6 7	131 H	Western Ky.	4 1
19 H	Southern Miss.	9 4				94 A	FIU	9 1	131 H	Western Ky.	4 3
21 A	Rice	1 9				94 A	FIU	3 4	139 H	Saint Joseph's	4 1
21 A	Rice	10 3							139 H	Saint Joseph's	1 0
21 N	Rice	4 6							142 A	UCF	5 0
									142 H	UCF	1 3
									153 H	UAB	7 3
									153 H	UAB	5 0
									153 H	UAB	5 3
									154 H	Charlotte	7 12
									154 H	Charlotte	6 7
									154 H	Charlotte	17 8
									154 N	Charlotte	7 5
									164 A	Middle Tenn.	12 1
									164 A	Middle Tenn.	6 8
									164 A	Middle Tenn.	7 2
									181 H	Georgetown	14 2
									181 H	Georgetown	11 13
									181 H	Georgetown	6 0
									187 H	UTSA	13 5
									187 H	UTSA	3 1
LAST 15 GAMES											
			32 N	Louisiana Tech	4 5	21 A	Rice	1 9			
			21 N	Rice	4 6	44 A	Ohio St.	2 10			
			154 N	Charlotte	7 5	187 H	UTSA	3 1			
			131 H	Western Ky.	10 2						
			131 H	Western Ky.	4 1						

Non-Div. I Games:

Fla. Atlantic

131	H	Western Ky.	4	3
21	A	Rice	10	3

RPI	S	Opponent	Score	
187	H	UTSA	5	4
227	N	South Dakota St.	11	5
227	N	South Dakota St.	4	2
253	H	LIU Brooklyn	4	3
253	H	LIU Brooklyn	5	1
253	H	LIU Brooklyn	17	2

F
l
a
.
A
t
l
a
n
t
i
c

F
l
a
.
A
t
l
a
n
t
i
c

Average RPI Win: 207		WON-LOST RECORD	WINNING PCT. RANK		LAST 15 GAMES		STRENGTH OF SCHEDULE		OPP. STRENGTH OF SCHEDULE		TEAM RPI	ADJ RPI	CONF. RPI	ADJ CONF. RPI			
Average RPI Loss: 140																	
DIV. I ONLY		47-10-0	.82456	1	13-2-0		226		222		29	.5634	29	26	26		
DIV. I NON-CONF.		18-6-0	.75	28	1-0-0		139		153		20	.57692	20	26	26		
TOTALS		RPI 1-25		RPI 26-50		W-L RECORDS		RPI 51-100		RPI 101-150		RPI 150+					
47-10-0		0-1-0		1-0-0		OVERALL		2-4-0		3-0-0		41-5-0					
15-3-0		0-0-0		0-0-0		HOME		0-1-0		0-0-0		15-2-0					
24-6-0		0-0-0		1-0-0		AWAY		1-3-0		2-0-0		20-3-0					
8-1-0		0-1-0		0-0-0		NEUTRAL		1-0-0		1-0-0		6-0-0					
18-6-0		0-1-0		1-0-0		NON-CONFERENCE		2-4-0		3-0-0		12-1-0					
3-1-0		0-0-0		0-0-0		HOME		0-1-0		0-0-0		3-0-0					
10-4-0		0-0-0		1-0-		AWAY		1-3-0		2-0-0		6-1-0					
5-1-0		0-1-0		0-0-0		NEUTRAL		1-0-0		1-0-0		3-0-0					
29-4-0		0-0-0		0-0-0		CONFERENCE		0-0-0		0-0-0		29-4-0					
12-2-0		0-0-0		0-0-0		HOME		0-0-0		0-0-0		12-2-0					
14-2-0		0-0-0		0-0-0		AWAY		0-0-0		0-0-0		14-2-0					
3-0-0		0-0-0		0-0-0		NEUTRAL		0-0-0		0-0-0		3-0-0					
RPI	S	Opponent		Score		RPI	S	Opponent		Score		RPI	S	Opponent		Score	
24	N	UC Santa Barbara		2	16	39	A	Boston College		18	6	58	A	Maryland		2	0
												58	A	Maryland		6	8
												58	A	Maryland		3	5
												59	A	UConn		3	6
												66	H	Hartford		8	9
												67	N	Kentucky		7	4
												109	A	Rhode Island		6	5
												121	N	Penn St.		3	1
												148	A	Delaware		16	5
												160	H	Stony Brook		8	4
												160	H	Stony Brook		6	2
												160	H	Stony Brook		14	5
												161	H	Sacred Heart		6	3
												161	H	Sacred Heart		1	3
												161	H	Sacred Heart		3	0
												161	H	Sacred Heart		7	3
												161	N	Sacred Heart		5	1
												169	A	Northeastern		19	2
												180	N	Monmouth		8	4
												180	N	Monmouth		8	5
												188	A	San Diego St.		10	2
												203	A	Central Conn. St.		5	4
												203	A	Central Conn. St.		7	0
												203	A	Central Conn. St.		8	1
												203	A	Central Conn. St.		6	1
												203	H	Central Conn. St.		4	8
												203	H	Central Conn. St.		9	1
												203	H	Central Conn. St.		9	2
												203	H	Central Conn. St.		9	3
												203	N	Central Conn. St.		8	1
												218	A	UMass Lowell		15	4
												236	A	Brown		15	3
												248	A	Fairleigh Dickinson		3	10
LAST 15 GAMES																	
						248	N	Fairleigh Dickinson		8	3	218	A	UMass Lowell		15	4
						161	N	Sacred Heart		5	1	203	H	Central Conn. St.		9	3
						203	N	Central Conn. St.		8	1	203	H	Central Conn. St.		4	8
						289	A	Mt. St. Mary's		12	1						
						289	A	Mt. St. Mary's		19	1						

Non-Div. I Games:

Bryant

289	A	Mt. St. Mary's	8	0
289	A	Mt. St. Mary's	6	0

RPI	S	Opponent	Score	
248	A	Fairleigh Dickinson	6	2
248	A	Fairleigh Dickinson	11	9
248	A	Fairleigh Dickinson	19	1
248	N	Fairleigh Dickinson	8	3
253	A	LIU Brooklyn	15	5
253	A	LIU Brooklyn	2	7
253	A	LIU Brooklyn	7	3
253	A	LIU Brooklyn	21	8
253	H	LIU Brooklyn	5	1
253	H	LIU Brooklyn	3	1
254	N	Army West Point	6	1
258	H	Wagner	7	0
258	H	Wagner	5	1
258	H	Wagner	10	4
258	H	Wagner	3	2
273	A	George Mason	12	2
273	A	George Mason	2	3
273	A	George Mason	7	0
289	A	Mt. St. Mary's	12	1
289	A	Mt. St. Mary's	19	1
289	A	Mt. St. Mary's	8	0
289	A	Mt. St. Mary's	6	0

Bryant

B
r
y
a
n
t

B
r
y
a
n
t

Average RPI Win:	115	WON-LOST RECORD	WINNING PCT. RANK	LAST 15 GAMES	STRENGTH OF SCHEDULE	OPP. STRENGTH OF SCHEDULE	TEAM RPI	ADJ RPI	CONF. RPI	ADJ CONF. RPI		
DIV. I ONLY		39-19-0	.67241	30	10-5-0	76	36	30	.56176	30	6	6
DIV. I NON-CONF.		22-10-0	.6875	45	2-1-0	72	12	33	.56543	33	6	6
<hr/>												
TOTALS	RPI 1-25	RPI 26-50		W-L RECORDS		RPI 51-100		RPI 101-150		RPI 150+		
39-19-0	6-1-0	2-4-0		OVERALL		10-7-0		11-4-0		10-3-0		
23-8-0	3-0-0	2-2-0		HOME		7-2-0		4-2-0		7-2-0		
12-8-0	1-1-0	0-1-0		AWAY		3-3-0		5-2-0		3-1-0		
4-3-0	2-0-0	0-1-0		NEUTRAL		0-2-0		2-0-0		0-0-0		
<hr/>												
22-10-0	6-1-0	0-3-0		NON-CONFERENCE		6-2-0		5-2-0		5-2-0		
17-3-0	3-0-0	0-1-0		HOME		6-1-0		3-0-0		5-1-0		
3-6-0	1-1-0	0-0-		AWAY		0-1-0		2-2-0		0-1-0		
2-1-0	2-0-0	0-1-0		NEUTRAL		0-0-0		0-0-0		0-0-0		
<hr/>												
17-9-0	0-0-0	2-1-0		CONFERENCE		4-5-0		6-2-0		5-1-0		
6-5-0	0-0-0	2-1-0		HOME		1-1-0		1-2-0		2-1-0		
9-2-0	0-0-0	0-0-0		AWAY		3-2-0		3-0-0		3-0-0		
2-2-0	0-0-0	0-0-0		NEUTRAL		0-2-0		2-0-0		0-0-0		
<hr/>												
RPI S	Opponent	Score		RPI S	Opponent	Score		RPI S	Opponent	Score		
7 A	LSU	7	1	34 A	Southeastern La.	4	13	53 A	Houston	4	3	
7 H	LSU	4	1	34 H	Southeastern La.	6	7	53 A	Houston	2	3	
15 A	UL Lafayette	2	9	35 H	East Carolina	3	7	53 A	Houston	8	4	
15 H	UL Lafayette	5	3	35 H	East Carolina	5	2	53 H	Houston	6	10	
19 H	Southern Miss.	12	0	35 H	East Carolina	3	0	53 H	Houston	10	4	
19 N	Southern Miss.	12	7	45 N	Nebraska	5	11	53 N	Houston	2	6	
23 N	Arizona	11	10					53 N	Houston	3	5	
								55 H	Illinois	2	5	
								55 H	Illinois	6	5	
								55 H	Illinois	3	0	
								59 A	UConn	4	9	
								59 A	UConn	14	5	
								84 A	New Orleans	9	10	
								84 H	New Orleans	5	2	
								91 H	Pepperdine	4	3	
								91 H	Pepperdine	15	0	
								91 H	Pepperdine	11	0	
									</			

53	A	Houston	2	3
53	A	Houston	8	4

RPI	S	Opponent	Score	
297	H	Alabama A&M	7	0

Tulane

T
u
l
a
n
e

T
u
l
a
n
e

Average RPI Win:		152	WON-LOST RECORD		WINNING PCT. RANK		LAST 15 GAMES		STRENGTH OF SCHEDULE		OPP. STRENGTH OF SCHEDULE		TEAM RPI		ADJ RPI		CONF. RPI		ADJ CONF. RPI	
DIV. I ONLY			35-19-0		.64815 44		10-5-0		135		85		31		.56072 31		11		11	
DIV. I NON-CONF.			15-8-0		.65217 65		3-1-0		155		49		32		.56647 32		8		8	
TOTALS		RPI 1-25		RPI 26-50		W-L RECORDS		RPI 51-100		RPI 101-150		RPI 150+								
35-19-0		1-3-0		1-1-0		OVERALL		8-8-0		7-4-0		18-3-0								
8-2-0		0-0-0		0-0-0		HOME		2-1-0		0-0-0		6-1-0								
23-13-0		1-3-0		1-1-0		AWAY		4-4-0		7-3-0		10-2-0								
4-4-0		0-0-0		0-0-0		NEUTRAL		2-3-0		0-1-0		2-0-0								
15-8-0		1-3-0		1-1-0		NON-CONFERENCE		2-1-0		1-1-0		10-2-0								
1-0-0		0-0-0		0-0-0		HOME		0-0-0		0-0-0		1-0-0								
12-6-0		1-3-0		1-0-		AWAY		2-0-0		1-0-0		7-2-0								
2-2-0		0-0-0		0-0-0		NEUTRAL		0-1-0		0-1-0		2-0-0								
20-11-0		0-0-0		0-0-0		CONFERENCE		6-7-0		6-3-0		8-1-0								
7-2-0		0-0-0		0-0-0		HOME		2-1-0		0-0-0		5-1-0								
11-7-0		0-0-0		0-0-0		AWAY		2-4-0		6-3-0		3-0-0								
2-2-0		0-0-0		0-0-0		NEUTRAL		2-2-0		0-0-0		0-0-0								
RPI	S	Opponent		Score		RPI	S	Opponent		Score		RPI	S	Opponent		Score				
18	A	TCU		4	3	50	A	Washington		0	2	54	A	BYU		4	5			
18	A	TCU		2	10	50	A	Washington		8	6	54	A	BYU		9	5			
18	A	TCU		1	16							54	A	BYU		2	11			
24	A	UC Santa Barbara		5	6							54	N	BYU		5	3			
												56	A	St. Mary's (CA)		0	2			
												56	A	St. Mary's (CA)		5	6			
												56	A	St. Mary's (CA)		7	1			
												56	N	St. Mary's (CA)		4	13			
												56	N	St. Mary's (CA)		4	13			
												85	A	Oregon		5	4			
												85	A	Oregon		9	7			
												91	H	Pepperdine		11	4			
												91	H	Pepperdine		4	7			
												91	H	Pepperdine		4	3			
												91	N	Pepperdine		5	4			
												95	N	Notre Dame		6	7			

Non-Div. I Games:

Gonzaga

125	A	San Diego	4	10
125	A	San Diego	8	0

RPI	S	Opponent	Score	
231	H	Portland	3	0
231	H	Portland	18	1
231	H	Portland	14	5
274	N	Incarnate Word	8	5
282	N	Texas Southern	18	3

Gonzaga

G
o
n
z
a
g
a

G
o
n
z
a
g
a

Average RPI Win:		124	WON-LOST		WINNING		LAST 15		STRENGTH OF		OPP. STRENGTH		TEAM		ADJ		CONF.		ADJ CONF.				
Average RPI Loss:		88	RECORD		PCT. RANK		GAMES		SCHEDULE		OF SCHEDULE		RPI		RPI		RPI		RPI				
DIV. I ONLY			40-18-0		.68966		24		11-4-0		126		42		32		.56025		32				
DIV. I NON-CONF.			18-5-0		.78261		18		2-0-0		165		115		30		.56724		30				
TOTALS		RPI 1-25		RPI 26-50		W-L RECORDS		RPI 51-100		RPI 101-150		RPI 150+											
40-18-0		7-5-0		3-0-0		OVERALL		8-7-0		8-2-0		14-4-0											
23-5-0		4-0-0		1-0-0		HOME		7-3-0		3-1-0		8-1-0											
12-11-0		2-3-0		1-0-0		AWAY		1-4-0		5-1-0		3-3-0											
5-2-0		1-2-0		1-0-0		NEUTRAL		0-0-0		0-0-0		3-0-0											
18-5-0		2-1-0		2-0-0		NON-CONFERENCE		3-3-0		6-1-0		5-0-0											
11-2-0		1-0-0		1-0-0		HOME		3-1-0		3-1-0		3-0-0											
5-3-0		1-1-0		1-0-		AWAY		0-2-0		3-0-0		0-0-0											
2-0-0		0-0-0		0-0-0		NEUTRAL		0-0-0		0-0-0		2-0-0											
22-13-0		5-4-0		1-0-0		CONFERENCE		5-4-0		2-1-0		9-4-0											
12-3-0		3-0-0		0-0-0		HOME		4-2-0		0-0-0		5-1-0											
7-8-0		1-2-0		0-0-0		AWAY		1-2-0		2-1-0		3-3-0											
3-2-0		1-2-0		1-0-0		NEUTRAL		0-0-0		0-0-0		1-0-0											
RPI	S	Opponent		Score		RPI	S	Opponent		Score		RPI	S	Opponent		Score		RPI	S	Opponent		Score	
7	A	LSU		3	6	28	N	Fla. Atlantic		5	4	63	A	Marshall		4	7	122	A	Arkansas		3	2
15	A	UL Lafayette		6	3	47	A	Northwestern St.		6	0	63	A	Marshall		4	10	129	A	Little Rock		7	4
15	H	UL Lafayette		6	2	47	H	Northwestern St.		5	4	63	A	Marshall		10	6	131	A	Western Ky.		3	1
19	A	Southern Miss.		3	7							79	H	Old Dominion		11	4	131	A	Western Ky.		3	6
19	A	Southern Miss.		7	5							79	H	Old Dominion		2	4	131	A	Western Ky.		12	9
19	A	Southern Miss.		0	2							79	H	Old Dominion		12	0	136	H	Valparaiso		7	5
21	H	Rice		12	2							84	A	New Orleans		6	9	136	H	Valparaiso		3	8
21	H	Rice		4	3							94	H	FIU		6	1	136	H	Valparaiso		7	2
21	H	Rice		10	5							94	H	FIU		5	0	149	A	La.-Monroe		7	1
21	N	Rice		12	13							94	H	FIU		0	1	149	H	La.-Monroe		14	4
21	N	Rice		9	11							96	A	McNeese St.		1	3	153	A	UAB		8	10
21	N	Rice		13	10							96	H	McNeese St.		9	7	153	A	UAB		0	7
												98	H	UT Arlington		4	5	153	A	UAB		5	4
												98	H	UT Arlington		12	8	154	H	Charlotte		3	2
												98	H	UT Arlington		8	3	154	H	Charlotte		5	2
																		154	H	Charlotte		4	7
																		154	N	Charlotte		13	3
																		164	H	Middle Tenn.		5	0
																		164	H	Middle Tenn.		2	1
																		164	H	Middle Tenn.		8	4
																		187	A	UTSA		4	2
																		187	A	UTSA		14	9
																		187	A	UTSA		4	5
																		283	H	Grambling		7	3
																		283	H	Grambling		10	2
																		292	H	Alcorn		15	4
																		296	N	Southern U.		15	0

TOTALS		RPI 1-25		RPI 26-50		W-L RECORDS		RPI 51-100		RPI 101-150		RPI 150+											
40-18-0		7-5-0		3-0-0		OVERALL		8-7-0		8-2-0		14-4-0											
23-5-0		4-0-0		1-0-0		HOME		7-3-0		3-1-0		8-1-0											
12-11-0		2-3-0		1-0-0		AWAY		1-4-0		5-1-0		3-3-0											
5-2-0		1-2-0		1-0-0		NEUTRAL		0-0-0		0-0-0		3-0-0											
18-5-0		2-1-0		2-0-0		NON-CONFERENCE		3-3-0		6-1-0		5-0-0											
11-2-0		1-0-0		1-0-0		HOME		3-1-0		3-1-0		3-0-0											
5-3-0		1-1-0		1-0-		AWAY		0-2-0		3-0-0		0-0-0											
2-0-0		0-0-0		0-0-0		NEUTRAL		0-0-0		0-0-0		2-0-0											
22-13-0		5-4-0		1-0-0		CONFERENCE		5-4-0		2-1-0		9-4-0											
12-3-0		3-0-0		0-0-0		HOME		4-2-0		0-0-0		5-1-0											
7-8-0		1-2-0		0-0-0		AWAY		1-2-0		2-1-0		3-3-0											
3-2-0		1-2-0		1-0-0		NEUTRAL		0-0-0		0-0-0		1-0-0											

RPI	S	Opponent	Score	RPI	S	Opponent	Score	RPI	S	Opponent	Score	RPI	S	Opponent	Score
7	A	LSU	3 6	28	N	Fla. Atlantic	5 4	63	A	Marshall	4 7	122	A	Arkansas	3 2
15	A	UL Lafayette	6 3	47	A	Northwestern St.	6 0	63	A	Marshall	4 10	129	A	Little Rock	7 4
15	H	UL Lafayette	6 2	47	H	Northwestern St.	5 4	63	A	Marshall	10 6	131	A	Western Ky.	3 1
19	A	Southern Miss.	3 7					79	H	Old Dominion	11 4	131	A	Western Ky.	3 6
19	A	Southern Miss.	7 5					79	H	Old Dominion	2 4	131	A	Western Ky.	12 9
19	A	Southern Miss.	0 2					79	H	Old Dominion	12 0	136	H	Valparaiso	7 5
21	H	Rice	12 2					84	A	New Orleans	6 9	136	H	Valparaiso	3 8
21	H	Rice	4 3					94	H	FIU	6 1	136	H	Valparaiso	7 2
21	H	Rice	10 5					94	H	FIU	5 0	149	A	La.-Monroe	7 1
21	N	Rice	12 13					94	H	FIU	0 1	149	H	La.-Monroe	14 4
21	N	Rice	9 11					96	A	McNeese St.	1 3	153	A	UAB	8 10
21	N	Rice	13 10					96	H	McNeese St.	9 7	153	A	UAB	0 7
								98	H	UT Arlington	4 5	153	A	UAB	5 4
								98	H	UT Arlington	12 8	154	H	Charlotte	3 2
								98	H	UT Arlington	8 3	154	H	Charlotte	5 2
												154	H	Charlotte	4 7
												154	N	Charlotte	13 3
												164	H	Middle Tenn.	5 0
												164	H	Middle Tenn.	2 1
												164	H	Middle Tenn.	8 4
												187	A	UTSA	4 2
												187	A	UTSA	14 9
												187	A	UTSA	4 5
												283	H	Grambling	7 3
												283	H	Grambling	10 2
												292	H	Alcorn	15 4
												296	N	Southern U.	15 0

TOTALS				RPI 1-25		RPI 26-50		W-L RECORDS		RPI 51-100		RPI 101-150		RPI 150+	
40-18-0				7-5-0		3-0-0		OVERALL		8-7-0		8-2-0		14-4-0	
23-5-0				4-0-0		1-0-0		HOME		7-3-0		3-1-0		8-1-0	
12-11-0				2-3-0		1-0-0		AWAY		1-4-0		5-1-0		3-3-0	
5-2-0				1-2-0		1-0-0		NEUTRAL		0-0-0		0-0-0		3-0-0	
18-5-0				2-1-0		2-0-0		NON-CONFERENCE		3-3-0		6-1-0		5-0-0	
11-2-0				1-0-0		1-0-0		HOME		3-1-0		3-1-0		3-0-0	
5-3-0				1-1-0		1-0-		AWAY		0-2-0		3-0-0		0-0-0	
2-0-0				0-0-0		0-0-0		NEUTRAL		0-0-0		0-0-0		2-0-0	
22-13-0				5-4-0		1-0-0		CONFERENCE		5-4-0		2-1-0		9-4-0	
12-3-0				3-0-0		0-0-0		HOME		4-2-0		0-0-0		5-1-0	
7-8-0				1-2-0		0-0-0		AWAY		1-2-0		2-1-0		3-3-0	
3-2-0				1-2-0		1-0-0		NEUTRAL		0-0-0		0-0-0		1-0-0	

Non-Div. I Games:

Louisiana Tech

21	H	Rice	10	5
21	H	Rice	4	3

RPI	S	Opponent	Score	
298	N	Prairie View	7	0

L
o
u
i
s
i
a
n
a
T
e
c
h

L
o
u
i
s
i
a
n
a
T
e
c
h

Louisiana Tech

O
k
l
a
h
o
m
a
s
t
.

Oklahoma St.

200	H	Kansas	4	3
57	A	Oral Roberts	1	3

O
k
l
a
h
o
m
a
s
t
.

O
k
l
a
h
o
m
a
s
t
.

Average RPI Win:	155	WON-LOST	WINNING	LAST 15	STRENGTH OF	OPP. STRENGTH	TEAM	ADJ	CONF.	ADJ CONF.					
Average RPI Loss:	75	RECORD	PCT. RANK	GAMES	SCHEDULE	OF SCHEDULE	RPI	RPI	RPI	RPI					
DIV. I ONLY		39-18-0	.68421	26	10-5-0	111	96	34	.55586	34	12	12			
DIV. I NON-CONF.		14-10-0	.58333	95	1-0-0	55	67	82	.53501	82	10	10			
<hr/>															
TOTALS	RPI 1-25	RPI 26-50		W-L RECORDS		RPI 51-100		RPI 101-150		RPI 150+					
39-18-0	2-4-0	5-3-0		OVERALL		11-6-0		2-4-0		19-1-0					
21-7-0	1-2-0	2-0-0		HOME		2-3-0		2-1-0		14-1-0					
14-10-0	1-2-0	3-3-0		AWAY		5-2-0		0-3-0		5-0-0					
4-1-0	0-0-0	0-0-0		NEUTRAL		4-1-0		0-0-0		0-0-0					
14-10-0	2-4-0	3-2-0		NON-CONFERENCE		2-3-0		2-1-0		5-0-0					
10-5-0	1-2-0	2-0-0		HOME		1-2-0		2-1-0		4-0-0					
3-4-0	1-2-0	1-0-		AWAY		0-0-0		0-0-0		1-0-0					
1-1-0	0-0-0	0-0-0		NEUTRAL		1-1-0		0-0-0		0-0-0					
25-8-0	0-0-0	2-1-0		CONFERENCE		9-3-0		0-3-0		14-1-0					
11-2-0	0-0-0	0-0-0		HOME		1-1-0		0-0-0		10-1-0					
11-6-0	0-0-0	2-1-0		AWAY		5-2-0		0-3-0		4-0-0					
3-0-0	0-0-0	0-0-0		NEUTRAL		3-0-0		0-0-0		0-0-0					
RPI	S	Opponent	Score	RPI	S	Opponent	Score	RPI	S	Opponent	Score	RPI	S	Opponent	Score
7	A	LSU	4 11	30	A	Tulane	7 6	58	N	Maryland	1 8	111	A	Central Ark.	5 13
15	A	UL Lafayette	1 4	30	H	Tulane	13 4	77	A	Lamar	2 1	111	A	Central Ark.	2 3
15	H	UL Lafayette	16 5	35	A	East Carolina	1 2	77	A	Lamar	5 2	111	A	Central Ark.	2 3
15	H	UL Lafayette	4 5	47	A	Northwestern St.	2 1	77	A	Lamar	14 6	149	H	La.-Monroe	5 6
19	A	Southern Miss.	4 2	47	A	Northwestern St.	8 5	81	N	Tennessee	5 4	149	H	La.-Monroe	2 0
19	H	Southern Miss.	7 9	47	A	Northwestern St.	2 3	84	A	New Orleans	3 10	149	H	La.-Monroe	8 2
				48	A	South Ala.	1 2	84	H	New Orleans	4 3	181	A	Nicholls St.	14 8
				48	H	South Ala.	9 2	84	H	New Orleans	9 15	181	H	Nicholls St.	5 6
								84	N	New Orleans	5 4	181	H	Nicholls St.	15 2
								92	H	Troy	7 2	193	H	Houston Baptist	13 3
								92	H	Troy	2 3	193	H	Houston Baptist	18 2
								92	H	Troy	1 5	193	H	Houston Baptist	3 2
								96	A	McNeese St.	4 0	217	A	Abilene Christian	9 7
								96	A	McNeese St.	8 7	217	A	Abilene Christian	10 2
								96	A	McNeese St.	6 7	217	A	Abilene Christian	4 3
								96	N	McNeese St.	4 1	230	H	A&M-Corpus Christi	5 0
								96	N	McNeese St.	10 0	230	H	A&M-Corpus Christi	4 0
												230	H	A&M-Corpus Christi	3 1
												274	H	Incarnate Word	4 2
												274	H	Incarnate Word	9 0
												274	H	Incarnate Word	11 0
												286	A	Jackson St.	12 8
												286	H	Jackson St.	15 0
												292	H	Alcorn	21 0
												292	H	Alcorn	15 3
												296	H	Southern U.	18 2
<hr/>															
				LAST 15 GAMES											
				96	N	McNeese St.	4 1	84	A	New Orleans	3 10				
				96	N	McNeese St.	10 0	84	H	New Orleans	9 15				
				84	N	New Orleans	5 4	77	A	Lamar	2 1				
				111	A	Central Ark.	2 3								
				111	A	Central Ark.	2 3								

Non-Div. I Games:

Southeastern La.

111 A Central Ark.	5	13
84 H New Orleans	4	3

S
o
u
t
h
e
a
s
t
e
r
n
L
a
.

S
o
u
t
h
e
a
s
t
e
r
n
L
a
.

Average RPI Win:	112	WON-LOST RECORD	WINNING PCT. RANK	LAST 15 GAMES	STRENGTH OF SCHEDULE	OPP. STRENGTH OF SCHEDULE	TEAM RPI	ADJ RPI	CONF. RPI	ADJ CONF. RPI					
Average RPI Loss:	93														
DIV. I ONLY		34-21-1	.61607	67	8-6-1	42	51	35	.55574	35	6	6			
DIV. I NON-CONF.		19-11-0	.63333	71	0-1-0	19	21	31	.56694	31	6	6			
<hr/>															
TOTALS	RPI 1-25	RPI 26-50		W-L RECORDS		RPI 51-100		RPI 101-150		RPI 150+					
34-21-1	5-6-0	3-2-0		OVERALL		10-4-0		4-2-1		12-7-0					
20-10-1	1-1-0	2-0-0		HOME		7-4-0		1-1-1		9-4-0					
14-9-0	4-5-0	1-2-0		AWAY		3-0-0		3-1-0		3-1-0					
0-2-0	0-0-0	0-0-0		NEUTRAL		0-0-0		0-0-0		0-2-0					
19-11-0	5-6-0	2-0-0		NON-CONFERENCE		3-2-0		0-1-0		9-2-0					
14-5-0	1-1-0	2-0-0		HOME		3-2-0		0-0-0		8-2-0					
5-6-0	4-5-0	0-0-		AWAY		0-0-0		0-1-0		1-0-0					
0-0-0	0-0-0	0-0-0		NEUTRAL		0-0-0		0-0-0		0-0-0					
15-10-1	0-0-0	1-2-0		CONFERENCE		7-2-0		4-1-1		3-5-0					
6-5-1	0-0-0	0-0-0		HOME		4-2-0		1-1-1		1-2-0					
9-3-0	0-0-0	1-2-0		AWAY		3-0-0		3-0-0		2-1-0					
0-2-0	0-0-0	0-0-0		NEUTRAL		0-0-0		0-0-0		0-2-0					
<hr/>															
RPI	S	Opponent	Score	RPI	S	Opponent	Score	RPI	S	Opponent	Score	RPI	S	Opponent	Score
10	A	North Carolina St.	1 6	27	H	UNCW	9 6	53	H	Houston	5 1	104	A	High Point	1 5
10	H	North Carolina St.	15 3	30	A	Tulane	2 5	53	H	Houston	1 6	118	H	Cincinnati	6 4
16	A	Virginia	2 4	30	A	Tulane	7 3	53	H	Houston	3 1	118	H	Cincinnati	3 3
16	A	Virginia	8 5	30	A	Tulane	0 3	58	H	Maryland	4 3	118	H	Cincinnati	0 3
16	A	Virginia	6 1	34	H	Southeastern La.	2 1	59	A	UConn	11 9	142	A	UCF	5 3
17	A	North Carolina	1 9					59	A	UConn	4 3	142	A	UCF	8 7
17	H	North Carolina	4 17					59	A	UConn	3 2	142	A	UCF	7 1
21	A	Rice	2 7					59	H	UConn	2 1	157	H	Longwood	11 1
21	A	Rice	10 1					59	H	UConn	3 2	157	H	Longwood	9 6
21	A	Rice	1 4					59	H	UConn	1 5	157	H	Longwood	5 3
25	A	Duke	8 6					81	H	Tennessee	2 5	166	H	South Fla.	14 7
								82	H	Jacksonville	6 8	166	H	South Fla.	1 5
								82	H	Jacksonville	6 3	166	H	South Fla.	5 6
								82	H	Jacksonville	13 0	166	N	South Fla.	2 4
												180	H	Monmouth	4 3
												180	H	Monmouth	5 2
												180	H	Monmouth	0 4
												206	A	Memphis	5 6
												206	A	Memphis	8 1
												206	A	Memphis	8 2
												206	N	Memphis	4 5
												208	A	Elon	7 5
												208	H	Elon	7 8
												273	H	George Mason	6 0
												273	H	George Mason	8 1
												287	H	N.C. A&T	11 2
<hr/>															
				LAST 15 GAMES											
				206	N	Memphis	4 5	166	H	South Fla.	14 7				
				166	N	South Fla.	2 4	17	A	North Carolina	1 9				
				142	A	UCF	8 7	59	A	UConn	3 2				
				142	A	UCF	7 1								
				142	A	UCF	5 3								

Non-Div. I Games:

East Carolina

166 H South Fla.	5	6
166 H South Fla.	1	5

E
a
s
t
C
a
r
o
l
i
n
a

E
a
s
t
C
a
r
o
l
i
n
a

Average RPI Win: 94		WON-LOST RECORD		WINNING PCT. RANK		LAST 15 GAMES		STRENGTH OF SCHEDULE		OPP. STRENGTH OF SCHEDULE		TEAM RPI		ADJ RPI		CONF. RPI		ADJ CONF. RPI	
DIV. I ONLY		27-30-0		.47368 169		5-10-0		1		15		36		.55561 36		2		2	
DIV. I NON-CONF.		16-10-0		.61538 76		1-1-0		12		73		50		.55425 50		2		2	
TOTALS		RPI 1-25		RPI 26-50		W-L RECORDS		RPI 51-100		RPI 101-150		RPI 150+							
27-30-0		7-17-0		2-2-0		OVERALL		7-7-0		4-2-0		7-2-0							
19-15-0		4-4-0		2-2-0		HOME		6-7-0		2-1-0		5-1-0							
8-13-0		3-11-0		0-0-0		AWAY		1-0-0		2-1-0		2-1-0							
0-2-0		0-2-0		0-0-0		NEUTRAL		0-0-0		0-0-0		0-0-0							
16-10-0		2-3-0		2-2-0		NON-CONFERENCE		3-2-0		2-1-0		7-2-0							
12-7-0		1-1-0		2-2-0		HOME		2-2-0		2-1-0		5-1-0							
4-2-0		1-1-0		0-0-		AWAY		1-0-0		0-0-0		2-1-0							
0-1-0		0-1-0		0-0-0		NEUTRAL		0-0-0		0-0-0		0-0-0							
11-20-0		5-14-0		0-0-0		CONFERENCE		4-5-0		2-1-0		0-0-0							
7-8-0		3-3-0		0-0-0		HOME		4-5-0		0-0-0		0-0-0							
4-11-0		2-10-0		0-0-0		AWAY		0-0-0		2-1-0		0-0-0							
0-1-0		0-1-0		0-0-0		NEUTRAL		0-0-0		0-0-0		0-0-0							
RPI	S	Opponent		Score		RPI	S	Opponent		Score		RPI	S	Opponent		Score			
1	A	Florida		1	4	42	H	Wright St.		4	3	62	H	Western Caro.		6	0		
1	A	Florida		0	6	42	H	Wright St.		5	1	62	H	Cincinnati		7	6		
1	A	Florida		2	1	42	H	Wright St.		1	3	62	H	Alabama		5	2		
4	A	Texas A&M		2	10	48	H	South Ala.		1	3	67	H	Kentucky		6	14		
4	A	Texas A&M		0	5							67	H	Kentucky		4	11		
4	A	Texas A&M		1	15							67	H	Kentucky		5	2		
5	H	Ole Miss		13	2							78	H	Ga. Southern		5	1		
5	H	Ole Miss		4	6							78	H	Ga. Southern		3	5		
5	H	Ole Miss		3	7							78	H	Ga. Southern		4	1		
5	N	Ole Miss		1	5							81	H	Tennessee		2	5		
6	A	Clemson		0	12							81	H	Tennessee		4	5		
6	H	Clemson		6	11							81	H	Tennessee		10	8		
8	H	South Carolina		13	4							87	A	Mercer		7	6		
8	H	South Carolina		5	3							87	H	Mercer		1	3		
8	H	South Carolina		1	3														
9	A	Vanderbilt		3	15														
9	A	Vanderbilt		3	10														
9	A	Vanderbilt		3	10														
11	A	Mississippi St.		11	8														
11	A	Mississippi St.		2	9														
11	A	Mississippi St.		1	3														
20	A	Georgia Tech		3	1	LAST 15 GAMES													
20	H	Georgia Tech		13	5	5	N	Ole Miss		1	5	126	A	Missouri		0	5		
20	N	Georgia Tech		3	6	81	H	Tennessee		2	5	117	H	Western Caro.		6	0		
						81	H	Tennessee		4	5	5	H	Ole Miss		13	2		
						81	H	Tennessee		10	8								
						20	N	Georgia Tech		3	6								

Non-Div. I Games:

Georgia

126 A Missouri	5	2
126 A Missouri	7	4

G
e
o
r
g
i
a

G
e
o
r
g
i
a

Average RPI Win: 153		WON-LOST	WINNING	LAST 15	STRENGTH OF		OPP. STRENGTH	TEAM	ADJ	CONF.	ADJ CONF.
Average RPI Loss: 86		RECORD	PCT. RANK	GAMES	SCHEDULE		OF SCHEDULE	RPI	RPI	RPI	RPI
DIV. I ONLY		36-21-0	.63158	57	6-9-0		91	136	37	.55524	37
DIV. I NON-CONF.		22-8-0	.73333	34	1-2-0		201	173	38	.55912	38
TOTALS		RPI 1-25	RPI 26-50		W-L RECORDS		RPI 51-100		RPI 101-150		RPI 150+
36-21-0	0-0-0	4-7-0		OVERALL		6-9-0		4-1-0		22-4-0	
16-4-0	0-0-0	3-0-0		HOME		1-3-0		3-0-0		9-1-0	
14-15-0	0-0-0	1-5-0		AWAY		4-6-0		0-1-0		9-3-0	
6-2-0	0-0-0	0-2-0		NEUTRAL		1-0-0		1-0-0		4-0-0	
22-8-0	0-0-0	1-2-0		NON-CONFERENCE		1-1-0		1-1-0		19-4-0	
9-1-0	0-0-0	0-0-0		HOME		0-0-0		0-0-0		9-1-0	
8-7-0	0-0-0	1-0-		AWAY		1-1-0		0-1-0		6-3-0	
5-0-0	0-0-0	0-0-0		NEUTRAL		0-0-0		1-0-0		4-0-0	
14-13-0	0-0-0	3-5-0		CONFERENCE		5-8-0		3-0-0		3-0-0	
7-3-0	0-0-0	3-0-0		HOME		1-3-0		3-0-0		0-0-0	
6-8-0	0-0-0	0-3-0		AWAY		3-5-0		0-0-0		3-0-0	
1-2-0	0-0-0	0-2-0		NEUTRAL		1-0-0		0-0-0		0-0-0	
RPI S	Opponent	Score	RPI S	Opponent	Score	RPI S	Opponent	Score	RPI S	Opponent	Score
33 A	Oklahoma St.	4 2	52 H	Minnesota	3 5	106 H	Rutgers	13 1			
33 A	Oklahoma St.	3 6	52 H	Minnesota	1 8	106 H	Rutgers	14 1			
33 A	Oklahoma St.	4 5	52 N	Minnesota	3 2	106 H	Rutgers	12 5			
44 A	Ohio St.	2 8	55 A	Illinois	1 0	124 A	Cal Poly	1 5			
44 A	Ohio St.	2 3	55 A	Illinois	8 11	139 N	Saint Joseph's	5 1			
44 A	Ohio St.	3 7	55 A	Illinois	3 6	167 H	Oakland	5 6			
44 N	Ohio St.	3 8	70 A	California	5 0	174 A	Hawaii	5 3			
44 N	Ohio St.	4 11	72 A	Iowa	12 9	174 A	Hawaii	9 4			
45 H	Nebraska	7 2	72 A	Iowa	8 4	174 A	Hawaii	6 0			
45 H	Nebraska	10 6	72 A	Iowa	3 8	174 A	Hawaii	5 4			
45 H	Nebraska	6 1	73 A	Michigan St.	5 11	184 A	Santa Clara	3 5			
			73 A	Michigan St.	6 7	185 A	Eastern Mich.	12 0			
			73 H	Michigan St.	4 7	185 H	Eastern Mich.	19 3			
			73 H	Michigan St.	4 3	185 H	Eastern Mich.	12 4			
			95 A	Notre Dame	5 9	189 H	Ill.-Chicago	10 4			
						189 H	Ill.-Chicago	5 0			
						189 H	Ill.-Chicago	5 4			
						189 H	Ill.-Chicago	10 2			
						196 N	Canisius	9 3			
						196 N	Canisius	6 2			
						196 N	Canisius	9 0			
						196 N	Canisius	3 0			
						204 H	Toledo	2 1			
						220 A	Central Mich.	7 8			
						220 H	Central Mich.	9 7			
						224 A	UC Davis	3 4			
						232 A	San Jose St.	6 5			
LAST 15 GAMES											
44 N	Ohio St.	4 11	44 A	Ohio St.	2 8						
52 N	Minnesota	3 2	44 A	Ohio St.	3 7						
44 N	Ohio St.	3 8	44 A	Ohio St.	2 3						
55 A	Illinois	3 6									
55 A	Illinois	8 11									

Non-Div. I Games:

Michigan

55	A	Illinois	1	0
167	H	Oakland	5	6

RPI	S	Opponent	Score	
256	A	Northwestern	10	4
256	A	Northwestern	11	9
256	A	Northwestern	12	3
262	H	Bowling Green	5	0

Michigan

M
i
c
h
i
g
a
n

M
i
c
h
i
g
a
n

Average RPI Win: 99		WON-LOST	WINNING	LAST 15	STRENGTH OF		OPP. STRENGTH	TEAM	ADJ	CONF.	ADJ CONF.
Average RPI Loss: 79		RECORD	PCT. RANK	GAMES	SCHEDULE		OF SCHEDULE	RPI	RPI	RPI	RPI
DIV. I ONLY		34-20-0	.62963	59	10-5-0		55	37	38	.55482	38
DIV. I NON-CONF.		17-6-0	.73913	31	3-1-0		89	34	22	.56942	22
TOTALS		RPI 1-25	RPI 26-50		W-L RECORDS		RPI 51-100		RPI 101-150		RPI 150+
34-20-0		3-2-0	6-5-0		OVERALL		16-9-0		1-3-0		8-1-0
21-11-0		1-1-0	4-2-0		HOME		10-6-0		0-2-0		6-0-0
13-9-0		2-1-0	2-3-0		AWAY		6-3-0		1-1-0		2-1-0
0-0-0		0-0-0	0-0-0		NEUTRAL		0-0-0		0-0-0		0-0-0
17-6-0		0-0-0	5-0-0		NON-CONFERENCE		5-3-0		1-3-0		6-0-0
13-3-0		0-0-0	3-0-0		HOME		4-1-0		0-2-0		6-0-0
4-3-0		0-0-0	2-0-		AWAY		1-2-0		1-1-0		0-0-0
0-0-0		0-0-0	0-0-0		NEUTRAL		0-0-0		0-0-0		0-0-0
17-14-0		3-2-0	1-5-0		CONFERENCE		11-6-0		0-0-0		2-1-0
8-8-0		1-1-0	1-2-0		HOME		6-5-0		0-0-0		0-0-0
9-6-0		2-1-0	0-3-0		AWAY		5-1-0		0-0-0		2-1-0
0-0-0		0-0-0	0-0-0		NEUTRAL		0-0-0		0-0-0		0-0-0
RPI S	Opponent	Score	RPI S	Opponent	Score	RPI S	Opponent	Score	RPI S	Opponent	Score
23 A	Arizona	5 2	43 A	Cal St. Fullerton	5 3	51 A	Long Beach St.	9 2	125 A	San Diego	4 6
23 A	Arizona	2 4	43 A	Cal St. Fullerton	2 1	51 A	Long Beach St.	1 3	125 H	San Diego	3 6
23 A	Arizona	5 1	46 H	New Mexico	7 4	51 A	Long Beach St.	2 5	137 A	UNLV	6 4
23 H	Arizona	0 8	46 H	New Mexico	9 5	70 H	California	4 8	137 H	UNLV	7 11
23 H	Arizona	7 5	46 H	New Mexico	1 0	70 H	California	4 0	172 A	Washington St.	10 1
			49 A	Oregon St.	2 3	70 H	California	6 4	172 A	Washington St.	18 3
			49 A	Oregon St.	2 12	74 A	Stanford	3 2	172 A	Washington St.	3 9
			49 A	Oregon St.	3 7	74 A	Stanford	8 7	185 H	Eastern Mich.	5 4
			50 H	Washington	1 6	74 A	Stanford	9 6	185 H	Eastern Mich.	8 1
			50 H	Washington	6 3	85 H	Oregon	9 8	185 H	Eastern Mich.	12 4
			50 H	Washington	2 4	85 H	Oregon	2 12	224 H	UC Davis	6 5
						85 H	Oregon	5 4	224 H	UC Davis	3 2
						88 H	Xavier	5 1	224 H	UC Davis	4 3
						88 H	Xavier	2 1			
						88 H	Xavier	5 2			
						88 H	Xavier	8 2			
						89 H	Nevada	5 11			
						90 H	Southern California	3 2			
						90 H	Southern California	2 6			
						97 H	Utah	1 3			
LAST 15 GAMES											
			90 H	Southern California	2 6						
			90 H	Southern California	3 2						
			100 A	UCLA	10 4						
			100 A	UCLA	2 13						
			100 A	UCLA	12 4						

Non-Div. I Games:

Arizona St.

				RPI	S	Opponent	Score	
125	A	San Diego	4	6	97	H Utah	7	16
23	A	Arizona	5	1	97	H Utah	5	0
					100	A UCLA	10	4
					100	A UCLA	2	13
					100	A UCLA	12	4
					23	A Arizona	2	4
					23	A Arizona	5	2
					137	A UNLV	6	4

A
r
i
z
o
n
a
S
t
.

A
r
i
z
o
n
a
S
t
.

Average RPI Win:		139	WON-LOST RECORD		WINNING PCT. RANK	LAST 15 GAMES		STRENGTH OF SCHEDULE		OPP. STRENGTH OF SCHEDULE	TEAM RPI	ADJ RPI	CONF. RPI	ADJ CONF. RPI			
DIV. I ONLY			31-20-0		.60784	73	10-5-0		66	46	39	.55431	39	1	1		
DIV. I NON-CONF.			18-4-0		.81818	12	4-1-0		238	275	55	.54859	55	1	1		
TOTALS		RPI 1-25		RPI 26-50		W-L RECORDS		RPI 51-100		RPI 101-150		RPI 150+					
31-20-0		8-9-0		3-2-0		OVERALL		2-6-0		1-0-0		17-3-0					
11-7-0		4-3-0		2-2-0		HOME		0-1-0		0-0-0		5-1-0					
9-10-0		4-5-0		0-0-0		AWAY		1-5-0		1-0-0		3-0-0					
11-3-0		0-1-0		1-0-0		NEUTRAL		1-0-0		0-0-0		9-2-0					
18-4-0		0-0-0		1-1-0		NON-CONFERENCE		1-1-0		1-0-0		15-2-0					
3-2-0		0-0-0		0-1-0		HOME		0-1-0		0-0-0		3-0-0					
4-0-0		0-0-0		0-0-		AWAY		0-0-0		1-0-0		3-0-0					
11-2-0		0-0-0		1-0-0		NEUTRAL		1-0-0		0-0-0		9-2-0					
13-16-0		8-9-0		2-1-0		CONFERENCE		1-5-0		0-0-0		2-1-0					
8-5-0		4-3-0		2-1-0		HOME		0-0-0		0-0-0		2-1-0					
5-10-0		4-5-0		0-0-0		AWAY		1-5-0		0-0-0		0-0-0					
0-1-0		0-1-0		0-0-0		NEUTRAL		0-0-0		0-0-0		0-0-0					
RPI	S	Opponent		Score		RPI	S	Opponent		Score		RPI	S	Opponent		Score	
2	H	Louisville		2	1	26	H	Wake Forest		6	8	59	H	UConn		4	9
2	H	Louisville		6	1	26	H	Wake Forest		4	3	71	N	Indiana St.		5	3
2	H	Louisville		2	6	26	H	Wake Forest		9	8	80	A	Pittsburgh		0	5
6	A	Clemson		2	6	29	H	Bryant		6	18	80	A	Pittsburgh		6	4
6	A	Clemson		1	6	44	N	Ohio St.		6	2	80	A	Pittsburgh		4	5
6	A	Clemson		2	3							95	A	Notre Dame		1	4
10	A	North Carolina St.		7	0							95	A	Notre Dame		1	4
10	A	North Carolina St.		1	0							95	A	Notre Dame		9	11
10	A	North Carolina St.		2	3												
12	H	Florida St.		0	3												
16	H	Virginia		5	4												
16	H	Virginia		0	3												
16	H	Virginia		3	2												
20	A	Georgia Tech		3	6												
20	A	Georgia Tech		7	6												
20	A	Georgia Tech		8	3												
20	N	Georgia Tech		0	6												
LAST 15 GAMES																	
20	N	Georgia Tech		0	6	26	H	Wake Forest		4	3						
20	A	Georgia Tech		8	3	26	H	Wake Forest		6	8						
20	A	Georgia Tech		7	6	169	A	Northeastern		7	6						
20	A	Georgia Tech		3	6												
267	H	Niagara		9	3												

Non-Div. I Games:

Boston College

267	H	Niagara	7	2
26	H	Wake Forest	9	8

B
o
s
t
o
n
C
o
l
l
e
g
e

B
o
s
t
o
n
C
o
l
l
e
g
e

Average RPI Win:	172	WON-LOST	WINNING	LAST 15	STRENGTH OF	OPP. STRENGTH	TEAM	ADJ	CONF.	ADJ CONF.	
Average RPI Loss:	104	RECORD	PCT. RANK	GAMES	SCHEDULE	OF SCHEDULE	RPI	RPI	RPI	RPI	
DIV. I ONLY	38-16-0	.7037	19	8-7-0	148	153	40	.55363	40	16	16
DIV. I NON-CONF.	23-10-0	.69697	43	1-2-0	138	132	39	.55869	39	16	16
<hr/>											
TOTALS	RPI 1-25	RPI 26-50		W-L RECORDS		RPI 51-100		RPI 101-150		RPI 150+	
38-16-0	0-0-0	1-2-0		OVERALL		5-8-0		10-4-0		22-2-0	
22-4-0	0-0-0	1-1-0		HOME		2-1-0		3-1-0		16-1-0	
14-11-0	0-0-0	0-1-0		AWAY		3-6-0		5-3-0		6-1-0	
2-1-0	0-0-0	0-0-0		NEUTRAL		0-1-0		2-0-0		0-0-0	
<hr/>											
23-10-0	0-0-0	1-2-0		NON-CONFERENCE		4-5-0		4-2-0		14-1-0	
15-2-0	0-0-0	1-1-0		HOME		2-1-0		1-0-0		11-0-0	
8-8-0	0-0-0	0-0-		AWAY		2-4-0		3-2-0		3-1-0	
0-0-0	0-0-0	0-0-0		NEUTRAL		0-0-0		0-0-0		0-0-0	
<hr/>											
15-6-0	0-0-0	0-0-0		CONFERENCE		1-3-0		6-2-0		8-1-0	
7-2-0	0-0-0	0-0-0		HOME		0-0-0		2-1-0		5-1-0	
6-3-0	0-0-0	0-0-0		AWAY		1-2-0		2-1-0		3-0-0	
2-1-0	0-0-0	0-0-0		NEUTRAL		0-1-0		2-0-0		0-0-0	
<hr/>											
RPI	S	Opponent	Score	RPI	S	Opponent	Score	RPI	S	Opponent	Score
				45	A	Nebraska	2 8	54	A	BYU	4 13
				45	H	Nebraska	2 15	54	A	BYU	10 2
				45	H	Nebraska	4 3	54	A	BYU	8 5
								82	H	Jacksonville	3 4
								82	H	Jacksonville	4 0
								82	H	Jacksonville	2 1
								88	A	Xavier	5 6
								88	A	Xavier	4 2
								88	A	Xavier	4 6
								88	N	Xavier	3 5
								93	A	Fresno St.	1 2
								93	A	Fresno St.	3 7
								93	A	Fresno St.	1 2

Non-Div. I Games:

Creighton

135	A	St. John's (NY)	6	3
175	H	Omaha	2	1

RPI	S	Opponent	Score	
198	A	Murray St.	7	2
227	H	South Dakota St.	6	5
240	A	Villanova	10	4
240	A	Villanova	9	3
240	A	Villanova	6	5
276	H	Butler	6	4
276	H	Butler	4	3
276	H	Butler	2	1
290	H	North Dakota	7	1
290	H	North Dakota	7	1
290	H	North Dakota	5	0

Creighton

C
r
e
i
g
h
t
o
n

C
r
e
i
g
h
t
o
n

Average RPI Win:		157	WON-LOST RECORD		WINNING PCT. RANK		LAST 15 GAMES		STRENGTH OF SCHEDULE		OPP. STRENGTH OF SCHEDULE		TEAM RPI		ADJ RPI		CONF. RPI		ADJ CONF. RPI			
DIV. I ONLY			40-20-0		.66667 33		12-3-0		131		61		41		.5535 41		12		12			
DIV. I NON-CONF.			13-13-0		.5 148		2-0-0		73		11		102		.52522 102		10		10			
TOTALS		RPI 1-25		RPI 26-50		W-L RECORDS		RPI 51-100		RPI 101-150		RPI 150+										
40-20-0		1-8-0		2-1-0		OVERALL		7-4-0		9-4-0		21-3-0										
22-6-0		0-2-0		2-1-0		HOME		4-0-0		5-2-0		11-1-0										
15-13-0		1-6-0		0-0-0		AWAY		3-4-0		1-1-0		10-2-0										
3-1-0		0-0-0		0-0-0		NEUTRAL		0-0-0		3-1-0		0-0-0										
13-13-0		1-8-0		0-0-0		NON-CONFERENCE		4-1-0		1-2-0		7-2-0										
9-4-0		0-2-0		0-0-0		HOME		4-0-0		0-1-0		5-1-0										
4-9-0		1-6-0		0-0-		AWAY		0-1-0		1-1-0		2-1-0										
0-0-0		0-0-0		0-0-0		NEUTRAL		0-0-0		0-0-0		0-0-0										
27-7-0		0-0-0		2-1-0		CONFERENCE		3-3-0		8-2-0		14-1-0										
13-2-0		0-0-0		2-1-0		HOME		0-0-0		5-1-0		6-0-0										
11-4-0		0-0-0		0-0-0		AWAY		3-3-0		0-0-0		8-1-0										
3-1-0		0-0-0		0-0-0		NEUTRAL		0-0-0		3-1-0		0-0-0										
RPI	S	Opponent		Score		RPI	S	Opponent		Score		RPI	S	Opponent		Score						
4	A	Texas A&M		5	0	47	H	Northwestern St.		5	7	53	A	Houston		3	4	103	H	SFA	4	8
14	A	Texas Tech		3	20	47	H	Northwestern St.		2	1	53	H	Houston		4	0	103	H	SFA	7	3
14	A	Texas Tech		6	8	47	H	Northwestern St.		2	1	69	H	Oklahoma		4	3	103	H	SFA	8	6
14	H	Texas Tech		6	11							69	H	Oklahoma		4	3	103	N	SFA	5	3
15	A	UL Lafayette		1	2							69	H	Oklahoma		7	2	103	N	SFA	8	2
15	A	UL Lafayette		2	6							77	A	Lamar		9	4	103	N	SFA	0	1
15	A	UL Lafayette		3	13							77	A	Lamar		8	9	111	H	Central Ark.	2	0
21	A	Rice		3	5							77	A	Lamar		7	4	111	H	Central Ark.	9	7
21	H	Rice		3	8							84	A	New Orleans		6	7	111	H	Central Ark.	6	3
												84	A	New Orleans		3	4	111	N	Central Ark.	12	2
												84	A	New Orleans		8	4	112	A	Baylor	6	5
																		112	H	Baylor	1	5
																		133	A	Texas	3	12
																		151	H	Texas St.	8	6
																		181	A	Nicholls St.	3	1
																		181	A	Nicholls St.	12	8
																		181	A	Nicholls St.	4	2
																		186	A	Wichita St.	15	11
																		186	A	Wichita St.	0	2
																		186	A	Wichita St.	13	8
																		187	H	UTSA	5	8
						LAST 15 GAMES												193	H	Houston Baptist	5	4
						103	N	SFA	8	2	4	A	Texas A&M	5	0			193	H	Houston Baptist	6	3
						103	N	SFA	0	1	77	A	Lamar	7	4			193	H	Houston Baptist	2	1
						111	N	Central Ark.	12	2	77	A	Lamar	9	4			217	H	Abilene Christian	6	3
						103	N	SFA	5	3								217	H	Abilene Christian	3	1
						193	H	Houston Baptist	5	4								217	H	Abilene Christian	2	1

Non-Div. I Games:

Sam Houston St.

193	H	Houston Baptist	6	3
193	H	Houston Baptist	2	1

RPI	S	Opponent	Score	
230	A	A&M-Corpus Christi	6	1
230	A	A&M-Corpus Christi	1	2
230	A	A&M-Corpus Christi	5	3
274	A	Incarnate Word	23	3
274	A	Incarnate Word	12	3
274	A	Incarnate Word	8	2
282	H	Texas Southern	5	0
282	H	Texas Southern	14	0
282	H	Texas Southern	10	3
298	H	Prairie View	16	5

S
a
m
H
o
u
s
t
o
n
S
t
.

S
a
m
H
o
u
s
t
o
n
S
t
.

Average RPI Win: 180		WON-LOST	WINNING	LAST 15	STRENGTH OF		OPP. STRENGTH	TEAM	ADJ		CONF.	ADJ CONF.			
Average RPI Loss: 119		RECORD	PCT. RANK	GAMES	SCHEDULE		OF SCHEDULE	RPI	RPI		RPI	RPI			
DIV. I ONLY		44-15-0	.74576	7	13-2-0		225	130	42		.55278	42	19	19	
DIV. I NON-CONF.		18-9-0	.66667	54	2-0-0		215	10	51		.55398	51	14	14	
TOTALS		RPI 1-25	RPI 26-50		W-L RECORDS		RPI 51-100		RPI 101-150		RPI 150+				
44-15-0		1-3-0	1-2-0		OVERALL		2-0-0		10-5-0		30-5-0				
17-5-0		0-0-0	0-0-0		HOME		1-0-0		3-1-0		13-4-0				
23-10-0		1-3-0	1-2-0		AWAY		1-0-0		4-4-0		16-1-0				
4-0-0		0-0-0	0-0-0		NEUTRAL		0-0-0		3-0-0		1-0-0				
18-9-0		1-3-0	1-2-0		NON-CONFERENCE		2-0-0		2-2-0		12-2-0				
5-2-0		0-0-0	0-0-0		HOME		1-0-0		0-0-0		4-2-0				
12-7-0		1-3-0	1-0-		AWAY		1-0-0		1-2-0		8-0-0				
1-0-0		0-0-0	0-0-0		NEUTRAL		0-0-0		1-0-0		0-0-0				
26-6-0		0-0-0	0-0-0		CONFERENCE		0-0-0		8-3-0		18-3-0				
12-3-0		0-0-0	0-0-0		HOME		0-0-0		3-1-0		9-2-0				
11-3-0		0-0-0	0-0-0		AWAY		0-0-0		3-2-0		8-1-0				
3-0-0		0-0-0	0-0-0		NEUTRAL		0-0-0		2-0-0		1-0-0				
RPI S	Opponent	Score		RPI S	Opponent	Score		RPI S	Opponent	Score		RPI S	Opponent	Score	
2 A	Louisville	1	9	36 A	Georgia	3	4	88 A	Xavier	8	3	104 A	High Point	4	5
10 A	North Carolina St.	4	8	36 A	Georgia	1	5	88 H	Xavier	4	1	104 A	High Point	6	11
10 A	North Carolina St.	10	8	36 A	Georgia	3	1					118 A	Cincinnati	7	5
10 A	North Carolina St.	1	6									118 N	Cincinnati	6	1
												136 A	Valparaiso	9	6
												136 A	Valparaiso	2	3
												136 A	Valparaiso	7	3
												136 H	Valparaiso	8	2
												136 H	Valparaiso	11	10
												136 N	Valparaiso	7	2
												143 A	Milwaukee	9	2
												143 A	Milwaukee	0	2
												143 H	Milwaukee	1	5
												143 H	Milwaukee	6	1
												143 N	Milwaukee	5	1
												165 A	Miami (OH)	4	0
												167 A	Oakland	17	1
												167 A	Oakland	17	9
												167 H	Oakland	0	3
												167 H	Oakland	5	2
												167 H	Oakland	14	4
												185 H	Eastern Mich.	14	0
												185 H	Eastern Mich.	7	5
												189 A	Ill.-Chicago	12	5
												189 A	Ill.-Chicago	4	3
												189 A	Ill.-Chicago	1	11
												189 H	Ill.-Chicago	9	4
				LAST 15 GAMES											
				136 N	Valparaiso	7	2	143 H	Milwaukee	6	1	185 H	Eastern Mich.	14	0
				143 N	Milwaukee	5	1	143 H	Milwaukee	1	5	189 A	Ill.-Chicago	12	5
				189 N	Ill.-Chicago	11	3	189 H	Ill.-Chicago	9	4	189 A	Ill.-Chicago	4	3
				189 A	Ill.-Chicago	12	5					189 A	Ill.-Chicago	1	11
				189 A	Ill.-Chicago	1	11					189 H	Ill.-Chicago	9	4

Non-Div. I Games:

Wright St.

Wright St.

189	A	Ill.-Chicago	4	3
235	H	Dayton	14	4

Through Games Of May 28, 2016

RPI	S	Opponent	Score	
189	H	Ill.-Chicago	5	4
189	N	Ill.-Chicago	11	3
204	A	Toledo	14	5
204	A	Toledo	11	5
204	H	Toledo	8	1
204	H	Toledo	3	9
208	A	Elon	11	2
208	A	Elon	10	2
208	A	Elon	9	7
208	A	Elon	13	11
235	A	Dayton	1	0
235	H	Dayton	14	4
244	A	Northern Ky.	5	2
244	A	Northern Ky.	13	3
244	H	Northern Ky.	12	1
244	H	Northern Ky.	4	3
244	H	Northern Ky.	4	6
259	A	Youngstown St.	7	3
259	A	Youngstown St.	10	0
259	H	Youngstown St.	8	0
259	H	Youngstown St.	9	2
259	H	Youngstown St.	9	4
262	H	Bowling Green	6	7

Wright St.

W
r
i
g
h
t
S
t
.

W
r
i
g
h
t
S
t
.

Average RPI Win:	124	WON-LOST RECORD	WINNING PCT. RANK	LAST 15 GAMES	STRENGTH OF SCHEDULE	OPP. STRENGTH OF SCHEDULE	TEAM RPI	ADJ RPI	CONF. RPI	ADJ CONF. RPI		
DIV. I ONLY		35-21-0	.625	60	9-6-0	64	50	43	.55167	43	8	8
DIV. I NON-CONF.		17-12-0	.58621	93	0-2-0	108	3	89	.5328	89	13	13
<hr/>												
TOTALS	RPI 1-25	RPI 26-50		W-L RECORDS		RPI 51-100		RPI 101-150		RPI 150+		
35-21-0	4-3-0	0-2-0		OVERALL		7-9-0		12-4-0		12-3-0		
23-10-0	0-0-0	0-2-0		HOME		3-5-0		9-1-0		11-2-0		
12-11-0	4-3-0	0-0-0		AWAY		4-4-0		3-3-0		1-1-0		
0-0-0	0-0-0	0-0-0		NEUTRAL		0-0-0		0-0-0		0-0-0		
17-12-0	2-2-0	0-2-0		NON-CONFERENCE		4-6-0		6-1-0		5-1-0		
12-6-0	0-0-0	0-2-0		HOME		2-3-0		6-1-0		4-0-0		
5-6-0	2-2-0	0-0-		AWAY		2-3-0		0-0-0		1-1-0		
0-0-0	0-0-0	0-0-0		NEUTRAL		0-0-0		0-0-0		0-0-0		
18-9-0	2-1-0	0-0-0		CONFERENCE		3-3-0		6-3-0		7-2-0		
11-4-0	0-0-0	0-0-0		HOME		1-2-0		3-0-0		7-2-0		
7-5-0	2-1-0	0-0-0		AWAY		2-1-0		3-3-0		0-0-0		
0-0-0	0-0-0	0-0-0		NEUTRAL		0-0-0		0-0-0		0-0-0		
RPI	S	Opponent	Score	RPI	S	Opponent	Score	RPI	S	Opponent	Score	
14	A	Texas Tech	4 1	38	H	Arizona St.	1 2	51	A	Long Beach St.	1 2	
14	A	Texas Tech	5 6	38	H	Arizona St.	3 5	51	A	Long Beach St.	6 2	
14	A	Texas Tech	7 3					51	A	Long Beach St.	2 1	
23	A	Arizona	0 2					51	H	Long Beach St.	4 5	
24	A	UC Santa Barbara	6 3					51	H	Long Beach St.	4 5	
24	A	UC Santa Barbara	18 2					51	H	Long Beach St.	4 2	
24	A	UC Santa Barbara	2 3					58	H	Maryland	3 2	
								58	H	Maryland	4 8	
								58	H	Maryland	0 1	
								74	A	Stanford	4 3	
								74	A	Stanford	1 2	
								74	A	Stanford	0 2	
								90	A	Southern California	2 3	
								90	H	Southern California	1 2	
								100	A	UCLA	14 7	
								100	H	UCLA	10 7	
								</				

Non-Div. I Games:

Cal St. Fullerton

174	H	Hawaii	8	3
174	H	Hawaii	3	6

RPI	S	Opponent	Score	
224	H	UC Davis	3	2
224	H	UC Davis	13	3
224	H	UC Davis	10	0
255	A	CSU Bakersfield	8	3

Cal St. Fullerton

C
a
l
S
t
.
F
u
l
l
e
r
t
o
n

C
a
l
S
t
.
F
u
l
l
e
r
t
o
n

Average RPI Win:	139	WON-LOST	WINNING	LAST 15		STRENGTH OF	OPP. STRENGTH	TEAM	ADJ	CONF.	ADJ CONF.				
Average RPI Loss:	91	RECORD	PCT. RANK	GAMES		SCHEDULE	OF SCHEDULE	RPI	RPI	RPI	RPI				
DIV. I ONLY		41-18-1	.69167	22	12-3-0	158	64	44	.55091	44	7	7			
DIV. I NON-CONF.		23-8-1	.73438	33	2-0-0	189	71	52	.5535	52	7	7			
<hr/>															
TOTALS	RPI 1-25	RPI 26-50		W-L RECORDS		RPI 51-100		RPI 101-150		RPI 150+					
41-18-1	1-2-0	6-1-0		OVERALL		8-9-0		9-3-0		17-3-1					
23-4-0	0-0-0	4-0-0		HOME		3-1-0		5-1-0		11-2-0					
10-10-0	1-1-0	0-0-0		AWAY		3-7-0		2-2-0		4-0-0					
8-4-1	0-1-0	2-1-0		NEUTRAL		2-1-0		2-0-0		2-1-1					
<hr/>															
23-8-1	1-2-0	1-1-0		NON-CONFERENCE		2-1-0		7-2-0		12-2-1					
14-1-0	0-0-0	1-0-0		HOME		1-0-0		3-0-0		9-1-0					
4-4-0	1-1-0	0-0-		AWAY		0-1-0		2-2-0		1-0-0					
5-3-1	0-1-0	0-1-0		NEUTRAL		1-0-0		2-0-0		2-1-1					
<hr/>															
18-10-0	0-0-0	5-0-0		CONFERENCE		6-8-0		2-1-0		5-1-0					
9-3-0	0-0-0	3-0-0		HOME		2-1-0		2-1-0		2-1-0					
6-6-0	0-0-0	0-0-0		AWAY		3-6-0		0-0-0		3-0-0					
3-1-0	0-0-0	2-0-0		NEUTRAL		1-1-0		0-0-0		0-0-0					
<hr/>															
RPI	S	Opponent	Score	RPI	S	Opponent	Score	RPI	S	Opponent	Score	RPI	S	Opponent	Score
13	A	Coastal Caro.	6 4	28	H	Fla. Atlantic	10 2	52	A	Minnesota	6 5	106	H	Rutgers	2 1
13	A	Coastal Caro.	2 3	37	H	Michigan	7 3	52	A	Minnesota	3 4	106	H	Rutgers	11 3
25	N	Duke	1 8	37	H	Michigan	8 2	52	A	Minnesota	3 2	106	H	Rutgers	4 7
				37	H	Michigan	3 2	55	A	Illinois	0 1	113	N	Liberty	5 4
				37	N	Michigan	11 4	55	A	Illinois	3 5	116	H	Morehead St.	7 3
				37	N	Michigan	8 3	55	A	Illinois	9 1	116	H	Morehead St.	1 0
				39	N	Boston College	2 6	58	A	Maryland	4 5	118	H	Cincinnati	9 0
								58	A	Maryland	0 3	137	A	UNLV	8 7
								58	A	Maryland	1 2	137	A	UNLV	7 8
								65	A	Kent St.	3 8	137	A	UNLV	2 5
								72	H	Iowa	0 12	137	A	UNLV	20 3
								72	H	Iowa	3 0	146	N	Seton Hall	9 3
								72	H	Iowa	6 0	153	H	UAB	3 6
								72	N	Iowa	4 5	153	H	UAB	12 3
								73	N	Michigan St.	3 2	163	H	Bethune-Cookman	6 2
								80	N	Pittsburgh	11 8	163	H	Bethune-Cookman	11 2
								88	H	Xavier	11 6	163	H	Bethune-Cookman	13 5
												185	H	Eastern Mich.	2 0
												204	H	Toledo	9 8
												204	N	Toledo	5 5
												204	N	Toledo	7 1
												219	N	Illinois St.	4 5
												237	A	Ohio	6 3
												250	H	Hofstra	12 1
												250	H	Hofstra	2 1
												250	H	Hofstra	4 2
												256	H	Northwestern	5 4
															</

Non-Div. I Games:

Ohio St.

Ohio St.

52 A Minnesota	3	4
52 A Minnesota	3	2

Through Games Of May 28, 2016

RPI	S	Opponent	Score	
256	H	Northwestern	5	2
256	H	Northwestern	5	6
267	N	Niagara	10	7
275	A	Purdue	5	1
275	A	Purdue	3	2
275	A	Purdue	3	1

Ohio St.

O
h
i
o
s
t
.

O
h
i
o
s
t
.

Average RPI Win: 138		WON-LOST	WINNING	LAST 15	STRENGTH OF		OPP. STRENGTH	TEAM	ADJ		CONF.	ADJ CONF.
Average RPI Loss: 90		RECORD	PCT. RANK	GAMES	SCHEDULE		OF SCHEDULE	RPI	RPI		RPI	RPI
DIV. I ONLY		37-20-0	.64912	41	11-4-0		106	93	45		.55033	45
DIV. I NON-CONF.		21-10-0	.67742	51	2-0-0		85	63	35		.56388	35
TOTALS		RPI 1-25	RPI 26-50		W-L RECORDS		RPI 51-100		RPI 101-150		RPI 150+	
37-20-0		0-1-0	3-4-0		OVERALL		8-7-0		12-5-0		14-3-0	
21-6-0		0-0-0	1-0-0		HOME		2-1-0		9-2-0		9-3-0	
14-11-0		0-0-0	1-4-0		AWAY		6-5-0		3-2-0		4-0-0	
2-3-0		0-1-0	1-0-0		NEUTRAL		0-1-0		0-1-0		1-0-0	
21-10-0		0-1-0	3-1-0		NON-CONFERENCE		4-4-0		5-2-0		9-2-0	
12-3-0		0-0-0	1-0-0		HOME		0-0-0		4-1-0		7-2-0	
7-6-0		0-0-0	1-0-		AWAY		4-4-0		1-1-0		1-0-0	
2-1-0		0-1-0	1-0-0		NEUTRAL		0-0-0		0-0-0		1-0-0	
16-10-0		0-0-0	0-3-0		CONFERENCE		4-3-0		7-3-0		5-1-0	
9-3-0		0-0-0	0-0-0		HOME		2-1-0		5-1-0		2-1-0	
7-5-0		0-0-0	0-3-0		AWAY		2-1-0		2-1-0		3-0-0	
0-2-0		0-0-0	0-0-0		NEUTRAL		0-1-0		0-1-0		0-0-0	
RPI S	Opponent	Score	RPI S	Opponent	Score	RPI S	Opponent	Score	RPI S	Opponent	Score	
23 N	Arizona	10 11	30 N	Tulane	11 5	51 A	Long Beach St.	1 3	101 H	Indiana	3 0	
			37 A	Michigan	6 10	51 A	Long Beach St.	0 1	101 H	Indiana	4 1	
			37 A	Michigan	1 6	51 A	Long Beach St.	9 2	101 H	Indiana	2 0	
			37 A	Michigan	2 7	55 H	Illinois	4 6	101 N	Indiana	2 6	
			40 A	Creighton	15 2	55 H	Illinois	9 7	106 A	Rutgers	2 3	
			40 A	Creighton	3 4	55 H	Illinois	9 8	106 A	Rutgers	8 1	
			40 H	Creighton	8 2	64 A	Col. of Charleston	4 0	106 A	Rutgers	8 4	
						64 A	Col. of Charleston	3 7	114 H	Loyola Marymount	5 4	
						64 A	Col. of Charleston	5 13	114 H	Loyola Marymount	6 4	
						71 A	Indiana St.	10 4	114 H	Loyola Marymount	7 0	
						71 A	Indiana St.	11 4	114 H	Loyola Marymount	3 0	
						73 A	Michigan St.	6 3	121 H	Penn St.	8 1	
						73 A	Michigan St.	2 4	121 H	Penn St.	4 7	
						73 A	Michigan St.	7 4	121 H	Penn St.	6 0	
						73 N	Michigan St.	1 5	125 A	San Diego	5 17	
									128 A	Kansas St.	5 1	
									128 H	Kansas St.	2 4	
									175 A	Omaha	11 6	
									175 H	Omaha	8 2	
									181 H	Nicholls St.	6 1	
									181 H	Nicholls St.	4 2	
									181 H	Nicholls St.	1 7	
									186 H	Wichita St.	7 3	
									186 H	Wichita St.	5 17	
									186 H	Wichita St.	4 0	
									200 N	Kansas	3 1	
									256 H	Northwestern	3 11	
			LAST 15 GAMES									
			101 N	Indiana	2 6	121 H	Penn St.	6 0				
			73 N	Michigan St.	1 5	121 H	Penn St.	4 7				
			101 H	Indiana	3 0	175 H	Omaha	8 2				
			101 H	Indiana	2 0							
			101 H	Indiana	4 1							

Non-Div. I Games:

Nebraska

40	A	Creighton	15	2
121	H	Penn St.	8	1

RPI	S	Opponent	Score	
256	H	Northwestern	3	2
256	H	Northwestern	8	7
268	H	Northern Colo.	7	1
268	H	Northern Colo.	8	0
275	A	Purdue	11	6
275	A	Purdue	9	5
275	A	Purdue	9	8

Nebraska

N
e
b
r
a
s
k
a

N
e
b
r
a
s
k
a

Average RPI Win:		159	WON-LOST	WINNING	LAST 15	STRENGTH OF		OPP. STRENGTH	TEAM	ADJ	CONF.	ADJ CONF.
Average RPI Loss:		104	RECORD	PCT. RANK	GAMES	SCHEDULE		OF SCHEDULE	RPI	RPI	RPI	RPI
DIV. I ONLY		38-21-0	.64407	46	8-7-0	113		98	46	.54976	46	13
DIV. I NON-CONF.		15-11-0	.57692	101	1-2-0	33		59	41	.55823	41	11
TOTALS		RPI 1-25	RPI 26-50		W-L RECORDS		RPI 51-100		RPI 101-150		RPI 150+	
38-21-0		1-5-0	0-3-0		OVERALL		8-3-0		7-4-0		22-6-0	
16-8-0		1-4-0	0-0-0		HOME		4-2-0		3-1-0		8-1-0	
18-12-0		0-1-0	0-3-0		AWAY		2-1-0		3-2-0		13-5-0	
4-1-0		0-0-0	0-0-0		NEUTRAL		2-0-0		1-1-0		1-0-0	
15-11-0		1-5-0	0-3-0		NON-CONFERENCE		0-0-0		4-1-0		10-2-0	
5-4-0		1-4-0	0-0-0		HOME		0-0-0		1-0-0		3-0-0	
9-6-0		0-1-0	0-0-		AWAY		0-0-0		2-0-0		7-2-0	
1-1-0		0-0-0	0-0-0		NEUTRAL		0-0-0		1-1-0		0-0-0	
23-10-0		0-0-0	0-0-0		CONFERENCE		8-3-0		3-3-0		12-4-0	
11-4-0		0-0-0	0-0-0		HOME		4-2-0		2-1-0		5-1-0	
9-6-0		0-0-0	0-0-0		AWAY		2-1-0		1-2-0		6-3-0	
3-0-0		0-0-0	0-0-0		NEUTRAL		2-0-0		0-0-0		1-0-0	
RPI S	Opponent	Score	RPI S	Opponent	Score	RPI S	Opponent	Score	RPI S	Opponent	Score	
14 A	Texas Tech	10 14	38 A	Arizona St.	5 9	89 A	Nevada	6 7	137 A	UNLV	4 10	
14 H	Texas Tech	4 7	38 A	Arizona St.	0 1	89 A	Nevada	8 3	137 A	UNLV	6 2	
14 H	Texas Tech	6 5	38 A	Arizona St.	4 7	89 A	Nevada	3 2	137 A	UNLV	6 11	
22 H	Dallas Baptist	8 33				89 H	Nevada	9 13	137 H	UNLV	5 6	
22 H	Dallas Baptist	2 5				89 H	Nevada	5 4	137 H	UNLV	15 3	
22 H	Dallas Baptist	11 12				89 H	Nevada	11 17	137 H	UNLV	10 5	
						89 N	Nevada	3 0	141 A	San Francisco	12 3	
						89 N	Nevada	14 4	147 A	New Mexico St.	3 2	
						93 H	Fresno St.	14 13	147 H	New Mexico St.	10 4	
						93 H	Fresno St.	2 1	147 N	New Mexico St.	3 2	
						93 H	Fresno St.	7 4	147 N	New Mexico St.	6 9	
									173 A	Sacramento St.	12 3	
									173 A	Sacramento St.	1 0	
									174 A	Hawaii	7 1	
									174 A	Hawaii	18 0	
									174 A	Hawaii	6 4	
									174 A	Hawaii	3 4	
									176 A	Air Force	11 2	
									176 A	Air Force	0 1	
									176 A	Air Force	23 2	
									176 N	Air Force	6 4	
									184 A	Santa Clara	7 13	
									186 H	Wichita St.	8 6	
									186 H	Wichita St.	8 4	
									186 H	Wichita St.	17 7	
									188 A	San Diego St.	6 11	
									188 A	San Diego St.	4 2	
LAST 15 GAMES												
			89 N	Nevada	14 4	89 H	Nevada	11 17				
			176 N	Air Force	6 4	89 H	Nevada	5 4				
			89 N	Nevada	3 0	137 A	UNLV	4 10				
			176 A	Air Force	11 2							
			176 A	Air Force	0 1							

Non-Div. I Games:

New Mexico

176	A	Air Force	23	2
89	H	Nevada	9	13

RPI	S	Opponent	Score	
188	A	San Diego St.	5	3
188	H	San Diego St.	10	5
188	H	San Diego St.	13	7
188	H	San Diego St.	9	10
213	A	Grand Canyon	6	5
213	A	Grand Canyon	10	6
232	A	San Jose St.	6	2
232	A	San Jose St.	10	3
232	A	San Jose St.	8	9
232	H	San Jose St.	3	2
232	H	San Jose St.	11	1
232	H	San Jose St.	9	6

New Mexico

N
e
w
M
e
x
i
c
o

N
e
w
M
e
x
i
c
o

Average RPI Win:		152	WON-LOST RECORD		WINNING PCT. RANK	LAST 15 GAMES	STRENGTH OF SCHEDULE		OPP. STRENGTH OF SCHEDULE	TEAM RPI	ADJ RPI	CONF. RPI	ADJ CONF. RPI				
Average RPI Loss:		57															
DIV. I ONLY			33-24-0		.57895	86	9-6-0		45	101	47	.5495	47	12	12		
DIV. I NON-CONF.			13-12-0		.52	135	2-4-0		25	107	60	.54419	60	10	10		
TOTALS		RPI 1-25		RPI 26-50		W-L RECORDS		RPI 51-100		RPI 101-150		RPI 150+					
33-24-0		1-8-0		2-6-0		OVERALL		6-6-0		8-3-0		16-1-0					
18-7-0		0-1-0		1-3-0		HOME		2-1-0		3-1-0		12-1-0					
13-15-0		1-7-0		1-3-0		AWAY		3-3-0		5-2-0		3-0-0					
2-2-0		0-0-0		0-0-0		NEUTRAL		1-2-0		0-0-0		1-0-0					
13-12-0		1-8-0		0-2-0		NON-CONFERENCE		1-0-0		4-1-0		7-1-0					
7-3-0		0-1-0		0-1-0		HOME		0-0-0		1-0-0		6-1-0					
4-9-0		1-7-0		0-0-		AWAY		0-0-0		3-1-0		0-0-0					
2-0-0		0-0-0		0-0-0		NEUTRAL		1-0-0		0-0-0		1-0-0					
20-12-0		0-0-0		2-4-0		CONFERENCE		5-6-0		4-2-0		9-0-0					
11-4-0		0-0-0		1-2-0		HOME		2-1-0		2-1-0		6-0-0					
9-6-0		0-0-0		1-2-0		AWAY		3-3-0		2-1-0		3-0-0					
0-2-0		0-0-0		0-0-0		NEUTRAL		0-2-0		0-0-0		0-0-0					
RPI	S	Opponent		Score		RPI	S	Opponent		Score		RPI	S	Opponent		Score	
4	A	Texas A&M		6	7	32	A	Louisiana Tech		4	5	56	N	St. Mary's (CA)		9	3
7	A	LSU		2	7	32	H	Louisiana Tech		0	6	77	H	Lamar		5	6
15	A	UL Lafayette		0	4	34	H	Southeastern La.		1	2	77	H	Lamar		5	1
15	H	UL Lafayette		1	10	34	H	Southeastern La.		3	2	77	H	Lamar		2	0
19	A	Southern Miss.		5	15	34	H	Southeastern La.		5	8	84	A	New Orleans		4	5
19	A	Southern Miss.		5	8	41	A	Sam Houston St.		7	5	84	A	New Orleans		5	6
19	A	Southern Miss.		6	8	41	A	Sam Houston St.		1	2	84	A	New Orleans		6	1
23	A	Arizona		6	4	41	A	Sam Houston St.		1	2	84	N	New Orleans		5	6
23	A	Arizona		1	4							96	A	McNeese St.		8	7
												96	A	McNeese St.		1	2
												96	A	McNeese St.		7	1
												96	N	McNeese St.		0	3

Non-Div. I Games:

Northwestern St.

Northwestern St.

7	A	LSU	2	7
181	A	Nicholls St.	6	3

Through Games Of May 28, 2016

RPI	S	Opponent	Score	
300	H	Mississippi Val.	10	0

Northwestern St.

N
o
r
t
h
w
e
s
t
e
r
n
s
t
.

N
o
r
t
h
w
e
s
t
e
r
n
s
t
.

Average RPI Win:		126	WON-LOST RECORD		WINNING PCT. RANK		LAST 15 GAMES		STRENGTH OF SCHEDULE		OPP. STRENGTH OF SCHEDULE		TEAM RPI		ADJ RPI		CONF. RPI		ADJ CONF. RPI		
DIV. I ONLY			40-20-0		.66667 33		7-8-0		104		81		48		.54936 48		10		10		
DIV. I NON-CONF.			17-9-0		.65385 62		2-0-0		105		75		61		.54312 61		9		9		
TOTALS		RPI 1-25		RPI 26-50		W-L RECORDS		RPI 51-100		RPI 101-150		RPI 150+									
40-20-0		3-3-0		2-1-0		OVERALL		10-7-0		15-1-0		10-8-0									
26-7-0		2-2-0		1-0-0		HOME		7-2-0		12-0-0		4-3-0									
10-9-0		0-1-0		1-1-0		AWAY		2-3-0		1-0-0		6-4-0									
4-4-0		1-0-0		0-0-0		NEUTRAL		1-2-0		2-1-0		0-1-0									
17-9-0		2-1-0		2-1-0		NON-CONFERENCE		4-1-0		5-1-0		4-5-0									
12-3-0		1-0-0		1-0-0		HOME		3-0-0		3-0-0		4-3-0									
3-4-0		0-1-0		1-0-		AWAY		1-1-0		1-0-0		0-1-0									
2-2-0		1-0-0		0-0-0		NEUTRAL		0-0-0		1-1-0		0-1-0									
23-11-0		1-2-0		0-0-0		CONFERENCE		6-6-0		10-0-0		6-3-0									
14-4-0		1-2-0		0-0-0		HOME		4-2-0		9-0-0		0-0-0									
7-5-0		0-0-0		0-0-0		AWAY		1-2-0		0-0-0		6-3-0									
2-2-0		0-0-0		0-0-0		NEUTRAL		1-2-0		1-0-0		0-0-0									
RPI	S	Opponent		Score		RPI	S	Opponent		Score		RPI	S	Opponent		Score					
11	A	Mississippi St.		3	7	34	A	Southeastern La.		2	9	62	A	Alabama		8	2	115	H	Arkansas St. 3 2	
15	H	UL Lafayette		3	6	34	H	Southeastern La.		2	1	78	H	Ga. Southern		10	0	115	H	Arkansas St. 8 2	
15	H	UL Lafayette		3	2	36	A	Georgia		3	1	78	H	Ga. Southern		9	11	115	H	Arkansas St. 12 7	
15	H	UL Lafayette		4	5							78	H	Ga. Southern		3	4	118	N	Cincinnati 3 2	
19	H	Southern Miss.		9	3							78	N	Ga. Southern		0	4	129	H	Little Rock 10 6	
19	N	Southern Miss.		4	2							83	H	Jacksonville St.		8	7	129	H	Little Rock 13 3	
												83	H	Jacksonville St.		4	2	129	H	Little Rock 7 5	
												84	A	New Orleans		2	8	129	N	Little Rock 6 4	
												84	H	New Orleans		12	3	131	N	Western Ky. 10 11	
												92	A	Troy		0	8	138	H	Evansville 5 4	
												92	A	Troy		2	4	138	H	Evansville 18 5	
												92	A	Troy		8	3	138	H	Evansville 11 0	
												98	H	UT Arlington		4	3	144	A	Auburn 8 5	
												98	H	UT Arlington		6	4	149	H	La.-Monroe 13 0	
												98	H	UT Arlington		4	3	149	H	La.-Monroe 12 2	
												98	N	UT Arlington		3	0	149	H	La.-Monroe 10 4	
												98	N	UT Arlington		2	4	151	A	Texas St. 7 3	
																		151	A	Texas St. 6 4	
																		151	A	Texas St. 3 2	
																		156	A	Alabama St. 7 12	
																		156	H	Alabama St. 4 3	
																		164	H	Middle Tenn. 4 7	
																		164	H	Middle Tenn. 3 2	
																		164	H	Middle Tenn. 4 5	
																		181	N	Nicholls St. 4 5	
																		228	A	Georgia St. 2 1	
																		228	A	Georgia St. 4 7	
				LAST 15 GAMES																	
				98	N	UT Arlington		3	0	15	H	UL Lafayette		3	6	164	H	Middle Tenn.		3	2
				78	N	Ga. Southern		0	4	15	H	UL Lafayette		4	5	164	H	Middle Tenn.		4	5
				129	N	Little Rock		6	4	15	H	UL Lafayette		3	2	181	N	Nicholls St.		4	5
				98	N	UT Arlington		2	4							228	A	Georgia St.		2	1
				92	A	Troy		0	8							228	A	Georgia St.		4	7

Non-Div. I Games:

South Ala.

South Ala.

92	A	Troy	2	4
92	A	Troy	8	3

Through Games Of May 28, 2016

RPI	S	Opponent	Score	
228	A	Georgia St.	9	3
239	A	Appalachian St.	3	4
239	A	Appalachian St.	3	4
239	A	Appalachian St.	8	1
296	H	Southern U.	7	1
296	H	Southern U.	12	2
296	H	Southern U.	4	5

South Ala.

S
o
u
t
h
A
l
a
.

S
o
u
t
h
A
l
a
.

Average RPI Win: 111		WON-LOST RECORD		WINNING PCT. RANK		LAST 15 GAMES		STRENGTH OF SCHEDULE		OPP. STRENGTH OF SCHEDULE		TEAM RPI		ADJ RPI		CONF. RPI		ADJ CONF. RPI					
DIV. I ONLY		34-19-0		.64151		52		7-8-0		123		40		49		.5491		49		4		4	
DIV. I NON-CONF.		17-4-0		.80952		14		1-1-0		236		55		45		.55574		45		3		3	
TOTALS		RPI 1-25		RPI 26-50		W-L RECORDS		RPI 51-100		RPI 101-150		RPI 150+											
34-19-0		0-3-0		5-1-0		OVERALL		12-9-0		11-2-0		6-4-0											
16-6-0		0-0-0		5-1-0		HOME		5-3-0		5-1-0		1-1-0											
9-11-0		0-3-0		0-0-0		AWAY		5-6-0		2-0-0		2-2-0											
9-2-0		0-0-0		0-0-0		NEUTRAL		2-0-0		4-1-0		3-1-0											
17-4-0		0-0-0		0-0-0		NON-CONFERENCE		1-0-0		11-2-0		5-2-0											
6-2-0		0-0-0		0-0-0		HOME		0-0-0		5-1-0		1-1-0											
3-0-0		0-0-0		0-0-		AWAY		0-0-0		2-0-0		1-0-0											
8-2-0		0-0-0		0-0-0		NEUTRAL		1-0-0		4-1-0		3-1-0											
17-15-0		0-3-0		5-1-0		CONFERENCE		11-9-0		0-0-0		1-2-0											
10-4-0		0-0-0		5-1-0		HOME		5-3-0		0-0-0		0-0-0											
6-11-0		0-3-0		0-0-0		AWAY		5-6-0		0-0-0		1-2-0											
1-0-0		0-0-0		0-0-0		NEUTRAL		1-0-0		0-0-0		0-0-0											
RPI	S	Opponent		Score		RPI	S	Opponent		Score		RPI	S	Opponent		Score							
23	A	Arizona		1 6		38	H	Arizona St.		3 2		52	N	Minnesota		8 7							
23	A	Arizona		5 6		38	H	Arizona St.		12 2		70	A	California		2 6							
23	A	Arizona		1 4		38	H	Arizona St.		7 3		70	A	California		0 5							
						50	H	Washington		10 1		70	A	California		3 5							
						50	H	Washington		5 4		74	H	Stanford		11 4							
						50	H	Washington		2 3		74	H	Stanford		0 6							
												74	H	Stanford		3 2							
												85	A	Oregon		11 10							
												85	A	Oregon		6 7							
												85	H	Oregon		3 6							
												85	H	Oregon		4 7							
												85	H	Oregon		6 3							
												90	A	Southern California		1 10							
												90	A	Southern California		4 1							
												90	A	Southern California		3 1							
												97	A	Utah		10 4							
												97	A	Utah		6 7							
												97	A	Utah		7 2							
												97	N	Utah		10 2							
												100	H	UCLA		1 0							
						LAST 15 GAMES																	
						100 H UCLA						3 0											
						100 H UCLA						1 0											
						90 A Southern California						4 1											
						90 A Southern California						1 10											
						90 A Southern California						3 1											
														231 A Portland		13 6							
														231 N Portland		5 7							

Non-Div. I Games:

Oregon St.

		RPI	S	Opponent	Score	
85	H Oregon	3	6	100 H UCLA	3	0
85	H Oregon	6	3			
85	H Oregon	4	7			
231	N Portland	5	7			
23	A Arizona	5	6			

O
r
e
g
o
n
S
t
.

O
r
e
g
o
n
S
t
.

Average RPI Win:		103	WON-LOST RECORD		WINNING PCT. RANK		LAST 15 GAMES		STRENGTH OF SCHEDULE		OPP. STRENGTH OF SCHEDULE		TEAM RPI		ADJ RPI		CONF. RPI		ADJ CONF. RPI	
DIV. I ONLY			32-20-0		.61538 68		9-6-0		69		58		50		.54802 50		4		4	
DIV. I NON-CONF.			15-8-0		.65217 65		1-0-0		103		129		69		.54052 69		3		3	
TOTALS		RPI 1-25		RPI 26-50		W-L RECORDS		RPI 51-100		RPI 101-150		RPI 150+								
32-20-0		2-1-0		4-4-0		OVERALL		14-7-0		4-2-0		8-6-0								
20-10-0		2-1-0		1-1-0		HOME		9-4-0		2-0-0		6-4-0								
12-10-0		0-0-0		3-3-0		AWAY		5-3-0		2-2-0		2-2-0								
0-0-0		0-0-0		0-0-0		NEUTRAL		0-0-0		0-0-0		0-0-0								
15-8-0		0-0-0		1-1-0		NON-CONFERENCE		3-1-0		4-2-0		7-4-0								
11-4-0		0-0-0		1-1-0		HOME		3-1-0		2-0-0		5-2-0								
4-4-0		0-0-0		0-0-		AWAY		0-0-0		2-2-0		2-2-0								
0-0-0		0-0-0		0-0-0		NEUTRAL		0-0-0		0-0-0		0-0-0								
17-12-0		2-1-0		3-3-0		CONFERENCE		11-6-0		0-0-0		1-2-0								
9-6-0		2-1-0		0-0-0		HOME		6-3-0		0-0-0		1-2-0								
8-6-0		0-0-0		3-3-0		AWAY		5-3-0		0-0-0		0-0-0								
0-0-0		0-0-0		0-0-0		NEUTRAL		0-0-0		0-0-0		0-0-0								
RPI	S	Opponent		Score		RPI	S	Opponent		Score		RPI	S	Opponent		Score				
23	H	Arizona		6 3		31	H	Gonzaga		6 8		56	H	St. Mary's (CA)		3 1				
23	H	Arizona		7 17		31	H	Gonzaga		2 0		56	H	St. Mary's (CA)		6 1				
23	H	Arizona		8 4		38	A	Arizona St.		3 6		56	H	St. Mary's (CA)		3 0				
						38	A	Arizona St.		4 2		56	H	St. Mary's (CA)		3 5				
						38	A	Arizona St.		6 1		70	A	California		1 7				
						49	A	Oregon St.		3 2		70	A	California		4 2				
						49	A	Oregon St.		1 10		70	A	California		7 4				
						49	A	Oregon St.		4 5		74	H	Stanford		7 8				
												74	H	Stanford		4 0				
												74	H	Stanford		4 3				
												85	H	Oregon		7 4				
												85	H	Oregon		9 6				
												85	H	Oregon		0 2				
												90	A	Southern California		3 4				
												90	A	Southern California		7 3				
												90	A	Southern California		6 0				
												97	A	Utah		8 12				
												97	A	Utah		5 4				
												100	H	UCLA		8 7				
												100	H	UCLA		0 1				
												268	H	Northern Colo.		4 2				
				LAST 15 GAMES																
				97	A	Utah		8 12												
				97	A	Utah		5 4												
				74	H	Stanford		4 0												
				74	H	Stanford		7 8												
				74	H	Stanford		4 3												

Non-Div. I Games:

Washington

					RPI	S	Opponent	Score	
268	H	Northern Colo.	4	2	100	H	UCLA	7	4
172	H	Washington St.	6	4					

[illegible]

Non-Div. I Games:

Long Beach St.

224	A	UC Davis	6	3
114	A	Loyola Marymount	5	4

RPI	S	Opponent	Score	
224	A	UC Davis	6	3
224	A	UC Davis	14	1
232	H	San Jose St.	2	0
232	H	San Jose St.	6	2
232	H	San Jose St.	6	2

Long Beach St.

L
o
n
g
B
e
a
c
h
S
t
.

L
o
n
g
B
e
a
c
h
S
t
.

[illegible]

Non-Div. I Games:	Saint Mary's (MN)	9	1	Augsburg	10	3
--------------------------	--------------------------	----------	----------	-----------------	-----------	----------

Minnesota

227	A	South Dakota St.	6	7
275	A	Purdue	3	0

RPI	S	Opponent	Score	
275	A	Purdue	3	0
275	A	Purdue	4	3
275	A	Purdue	14	4

Minnesota

M
i
n
n
e
s
o
t
a

M
i
n
n
e
s
o
t
a

Average RPI Win:	135	WON-LOST RECORD	WINNING PCT. RANK	LAST 15 GAMES	STRENGTH OF SCHEDULE	OPP. STRENGTH OF SCHEDULE	TEAM RPI	ADJ RPI	CONF. RPI	ADJ CONF. RPI		
DIV. I ONLY		36-22-0	.62069	63	11-4-0	68	56	53	.5474	53	6	6
DIV. I NON-CONF.		22-10-0	.6875	45	3-0-0	83	47	49	.55485	49	6	6
<hr/>												
TOTALS	RPI 1-25	RPI 26-50		W-L RECORDS		RPI 51-100		RPI 101-150		RPI 150+		
36-22-0	3-4-0	6-6-0		OVERALL		4-5-0		8-4-0		15-3-0		
23-9-0	1-2-0	2-2-0		HOME		1-0-0		4-2-0		15-3-0		
8-10-0	1-0-0	2-4-0		AWAY		3-5-0		2-1-0		0-0-0		
5-3-0	1-2-0	2-0-0		NEUTRAL		0-0-0		2-1-0		0-0-0		
22-10-0	3-4-0	1-1-0		NON-CONFERENCE		4-2-0		3-2-0		11-1-0		
16-4-0	1-2-0	1-0-0		HOME		1-0-0		2-1-0		11-1-0		
4-3-0	1-0-0	0-0-		AWAY		3-2-0		0-0-0		0-0-0		
2-3-0	1-2-0	0-0-0		NEUTRAL		0-0-0		1-1-0		0-0-0		
14-12-0	0-0-0	5-5-0		CONFERENCE		0-3-0		5-2-0		4-2-0		
7-5-0	0-0-0	1-2-0		HOME		0-0-0		2-1-0		4-2-0		
4-7-0	0-0-0	2-3-0		AWAY		0-3-0		2-1-0		0-0-0		
3-0-0	0-0-0	2-0-0		NEUTRAL		0-0-0		1-0-0		0-0-0		
<hr/>												
RPI S	Opponent	Score		RPI S	Opponent	Score		RPI S	Opponent	Score		
4 H	Texas A&M	2	7	30 A	Tulane	4	10	59 A	UConn	1	4	
14 N	Texas Tech	2	3	30 A	Tulane	10	6	59 A	UConn	2	9	
15 H	UL Lafayette	3	2	30 H	Tulane	4	8	59 A	UConn	2	3	
18 N	TCU	1	10	30 H	Tulane	3	2	62 A	Alabama	3	1	
21 A	Rice	10	0	30 H	Tulane	3	4	62 A	Alabama	3	2	
21 H	Rice	4	7	30 N	Tulane	5	3	62 A	Alabama	6	7	
21 N	Rice	24	6	30 N	Tulane	6	2	77 A	Lamar	4	3	
				35 A	East Carolina	6	1	96 A	McNeese St.	1	4	
				35 A	East Carolina	1	5	96 H	McNeese St.	14	1	
				35 A	East Carolina	1	3					
				41 A	Sam Houston St.	0	4					
				41 H	Sam Houston St.	4	3					
						</						

Non-Div. I Games:

Houston

30	H	Tulane	4	8
21	N	Rice	24	6

RPI	S	Opponent	Score	
240	H	Villanova	13	1
282	H	Texas Southern	7	1
298	H	Prairie View	8	0

Average RPI Win: 167		WON-LOST	WINNING	LAST 15	STRENGTH OF		OPP. STRENGTH	TEAM	ADJ		CONF.	ADJ CONF.			
Average RPI Loss: 89		RECORD	PCT. RANK	GAMES	SCHEDULE		OF SCHEDULE	RPI	RPI		RPI	RPI			
DIV. I ONLY		37-17-0	.68519	25	8-7-0		140	140	54	.54548	54	11	11		
DIV. I NON-CONF.		19-6-0	.76	23	1-2-0		121	206	36	.56347	36	8	8		
TOTALS		RPI 1-25	RPI 26-50		W-L RECORDS		RPI 51-100		RPI 101-150		RPI 150+				
37-17-0		0-1-0	3-4-0		OVERALL		4-6-0		11-5-0		19-1-0				
19-8-0		0-1-0	3-3-0		HOME		2-0-0		5-3-0		9-1-0				
14-7-0		0-0-0	0-0-0		AWAY		2-5-0		6-2-0		6-0-0				
4-2-0		0-0-0	0-1-0		NEUTRAL		0-1-0		0-0-0		4-0-0				
19-6-0		0-1-0	1-2-0		NON-CONFERENCE		2-1-0		5-2-0		11-0-0				
8-4-0		0-1-0	1-2-0		HOME		2-0-0		1-1-0		4-0-0				
7-2-0		0-0-0	0-0-		AWAY		0-1-0		4-1-0		3-0-0				
4-0-0		0-0-0	0-0-0		NEUTRAL		0-0-0		0-0-0		4-0-0				
18-11-0		0-0-0	2-2-0		CONFERENCE		2-5-0		6-3-0		8-1-0				
11-4-0		0-0-0	2-1-0		HOME		0-0-0		4-2-0		5-1-0				
7-5-0		0-0-0	0-0-0		AWAY		2-4-0		2-1-0		3-0-0				
0-2-0		0-0-0	0-1-0		NEUTRAL		0-1-0		0-0-0		0-0-0				
RPI S	Opponent	Score		RPI S	Opponent	Score		RPI S	Opponent	Score		RPI S	Opponent	Score	
23 H	Arizona	5	11	31 H	Gonzaga	11	2	56 A	St. Mary's (CA)	5	4	114 H	Loyola Marymount	4	1
				31 H	Gonzaga	5	4	56 A	St. Mary's (CA)	4	7	114 H	Loyola Marymount	7	4
				31 H	Gonzaga	5	9	56 A	St. Mary's (CA)	4	5	114 H	Loyola Marymount	5	10
				31 N	Gonzaga	3	5	91 A	Pepperdine	9	5	125 H	San Diego	12	2
				40 H	Creighton	2	10	91 A	Pepperdine	0	3	125 H	San Diego	13	1
				40 H	Creighton	5	8	91 A	Pepperdine	3	4	125 H	San Diego	7	13
				40 H	Creighton	13	4	91 N	Pepperdine	2	7	127 A	Samford	4	3
								97 A	Utah	1	8	127 A	Samford	7	1
								97 H	Utah	14	3	127 A	Samford	6	4
								97 H	Utah	6	0	127 A	Samford	5	10
												132 A	Utah Valley	17	6
												132 H	Utah Valley	6	1
												132 H	Utah Valley	6	7
												141 A	San Francisco	5	6
												141 A	San Francisco	9	3
												141 A	San Francisco	12	6
												184 H	Santa Clara	9	8
												184 H	Santa Clara	10	5
												184 H	Santa Clara	8	2
												200 A	Kansas	8	2
												200 A	Kansas	11	10
												200 A	Kansas	7	6
												226 H	Pacific	8	10
												226 H	Pacific	19	3
												226 H	Pacific	11	4
												231 A	Portland	8	2
												231 A	Portland	4	1
LAST 15 GAMES				91 N	Pepperdine	2	7	141 A	San Francisco	12	6	226 H	Pacific	11	4
				31 N	Gonzaga	3	5	141 A	San Francisco	5	6	231 A	Portland	8	2
				184 H	Santa Clara	10	5	132 A	Utah Valley	17	6	231 A	Portland	4	1
				184 H	Santa Clara	9	8								
				184 H	Santa Clara	8	2								

Non-Div. I Games:

BYU

97	A	Utah	1	8
141	A	San Francisco	9	3

RPI	S	Opponent	Score	
231	A	Portland	5	3
242	N	Saint Louis	21	7
242	N	Saint Louis	11	3
242	N	Saint Louis	5	0
242	N	Saint Louis	11	7
267	H	Niagara	14	2
267	H	Niagara	14	10
267	H	Niagara	15	3
267	H	Niagara	14	1

Average RPI Win:	136	WON-LOST	WINNING	LAST 15	STRENGTH OF	OPP. STRENGTH	TEAM	ADJ	CONF.	ADJ CONF.		
Average RPI Loss:	73	RECORD	PCT. RANK	GAMES	SCHEDULE	OF SCHEDULE	RPI	RPI	RPI	RPI		
DIV. I ONLY		28-23-0	.54902	107	9-6-0	48	87	55	.54538	55	7	7
DIV. I NON-CONF.		16-11-0	.59259	89	2-0-0	147	111	71	.53935	71	7	7
<hr/>												
TOTALS	RPI 1-25	RPI 26-50		W-L RECORDS		RPI 51-100		RPI 101-150		RPI 150+		
28-23-0	0-2-0	6-6-0		OVERALL		4-8-0		8-6-0		10-1-0		
13-5-0	0-0-0	4-2-0		HOME		1-2-0		3-1-0		5-0-0		
10-15-0	0-2-0	2-4-0		AWAY		3-4-0		4-5-0		1-0-0		
5-3-0	0-0-0	0-0-0		NEUTRAL		0-2-0		1-0-0		4-1-0		
16-11-0	0-2-0	1-2-0		NON-CONFERENCE		0-3-0		5-3-0		10-1-0		
6-0-0	0-0-0	0-0-0		HOME		0-0-0		1-0-0		5-0-0		
5-8-0	0-2-0	1-0-		AWAY		0-1-0		3-3-0		1-0-0		
5-3-0	0-0-0	0-0-0		NEUTRAL		0-2-0		1-0-0		4-1-0		
12-12-0	0-0-0	5-4-0		CONFERENCE		4-5-0		3-3-0		0-0-0		
7-5-0	0-0-0	4-2-0		HOME		1-2-0		2-1-0		0-0-0		
5-7-0	0-0-0	1-2-0		AWAY		3-3-0		1-2-0		0-0-0		
0-0-0	0-0-0	0-0-0		NEUTRAL		0-0-0		0-0-0		0-0-0		
RPI S	Opponent	Score	RPI S	Opponent	Score	RPI S	Opponent	Score	RPI S	Opponent	Score	
13 A	Coastal Caro.	4 12	30 A	Tulane	0 3	52 H	Minnesota	6 14	101 A	Indiana	2 1	
13 A	Coastal Caro.	4 10	30 A	Tulane	5 6	52 H	Minnesota	2 0	101 A	Indiana	1 3	
			30 A	Tulane	5 2	52 H	Minnesota	1 3	101 A	Indiana	1 4	
			37 H	Michigan	6 3	58 A	Maryland	4 2	105 A	FGCU	2 3	
			37 H	Michigan	0 1	58 A	Maryland	1 3	105 A	FGCU	4 2	
			37 H	Michigan	11 8	58 A	Maryland	5 4	105 A	FGCU	4 2	
			44 H	Ohio St.	1 9	71 A	Indiana St.	4 5	121 H	Penn St.	5 0	
			44 H	Ohio St.	5 3	72 A	Iowa	10 4	121 H	Penn St.	6 1	
			44 H	Ohio St.	1 0	72 A	Iowa	3 4	121 H	Penn St.	3 5	
			45 A	Nebraska	8 9	72 A	Iowa	3 4	123 A	Southern Ill.	0 1	
			45 A	Nebraska	6 4	76 N	UNCG	9 20	123 A	Southern Ill.	2 3	
			45 A	Nebraska	7 9	76 N	UNCG	4 5	123 H	Southern Ill.	6 3	
									126 N	Missouri	6 4	
									150 A	Stetson	4 1	
									212 N	Northern Ill.	3 9	
									212 N	Northern Ill.	5 3	
									219 A	Illinois St.	8 3	
									219 H	Illinois St.	7 1	
									220 N	Central Mich.	9 4	
									240 N	Villanova	4 2	
									242 H	Saint Louis	6 2	
									242 H	Saint Louis	6 4	
									242 H	Saint Louis	3 1	
									272 H	Eastern Ill.	9 7	
									272 N	Eastern Ill.	5 4	
			LAST 15 GAMES									
			37 H	Michigan	6 3	58 A	Maryland	4 2				
			37 H	Michigan	11 8	58 A	Maryland	1 3				
			37 H	Michigan	0 1	123 H	Southern Ill.	6 3				
			101 A	Indiana	1 4							
			101 A	Indiana	1 3							

Non-Div. I Games:

Illinois

101 A Indiana	2	1
58 A Maryland	5	4

I
l
l
i
n
o
i
s

I
l
l
i
n
o
i
s

Average RPI Win: 131		WON-LOST	WINNING	LAST 15	STRENGTH OF		OPP. STRENGTH	TEAM	ADJ		CONF.	ADJ CONF.				
Average RPI Loss: 99		RECORD	PCT. RANK	GAMES	SCHEDULE		OF SCHEDULE	RPI	RPI	RPI	RPI					
DIV. I ONLY		33-23-0	.58929	83	9-6-0		72	103	56	.54537	56	11	11			
DIV. I NON-CONF.		12-14-0	.46154	167	0-3-0		38	86	106	.52013	106	8	8			
TOTALS		RPI 1-25	RPI 26-50		W-L RECORDS		RPI 51-100		RPI 101-150		RPI 150+					
33-23-0		1-2-0	5-5-0		OVERALL		7-8-0		9-4-0		11-4-0					
13-9-0		0-1-0	2-1-0		HOME		5-4-0		5-2-0		1-1-0					
14-12-0		1-1-0	1-3-0		AWAY		1-3-0		4-2-0		7-3-0					
6-2-0		0-0-0	2-1-0		NEUTRAL		1-1-0		0-0-0		3-0-0					
12-14-0		1-2-0	1-4-0		NON-CONFERENCE		3-5-0		3-1-0		4-2-0					
6-4-0		0-1-0	0-0-0		HOME		2-1-0		3-1-0		1-1-0					
3-8-0		1-1-0	1-0-		AWAY		1-3-0		0-0-0		0-1-0					
3-2-0		0-0-0	0-1-0		NEUTRAL		0-1-0		0-0-0		3-0-0					
21-9-0		0-0-0	4-1-0		CONFERENCE		4-3-0		6-3-0		7-2-0					
7-5-0		0-0-0	2-1-0		HOME		3-3-0		2-1-0		0-0-0					
11-4-0		0-0-0	0-0-0		AWAY		0-0-0		4-2-0		7-2-0					
3-0-0		0-0-0	2-0-0		NEUTRAL		1-0-0		0-0-0		0-0-0					
RPI	S	Opponent	Score		RPI	S	Opponent	Score		RPI	S	Opponent	Score			
23	A	Arizona	5	11	31	H	Gonzaga	6	5	54	H	BYU	4	5		
24	A	UC Santa Barbara	7	4	31	H	Gonzaga	2	0	54	H	BYU	7	4		
24	H	UC Santa Barbara	3	4	31	H	Gonzaga	1	7	54	H	BYU	5	4		
					31	N	Gonzaga	13	4	74	A	Stanford	1	9		
					31	N	Gonzaga	13	4	81	N	Tennessee	3	6		
					47	N	Northwestern St.	3	9	85	A	Oregon	1	2		
					50	A	Washington	0	3	89	A	Nevada	8	5		
					50	A	Washington	1	3	89	H	Nevada	6	1		
					50	A	Washington	1	6	91	H	Pepperdine	6	4		
					50	A	Washington	5	3	91	H	Pepperdine	1	10		
										91	H	Pepperdine	1	3		
										91	N	Pepperdine	8	7		
										93	A	Fresno St.	2	3		
										93	H	Fresno St.	4	6		
										97	H	Utah	7	2		
												108	H	Seattle	5	2
												108	H	Seattle	10	5
												108	H	Seattle	1	0
												108	H	Seattle	1	4
												114	A	Loyola Marymount	9	3
												114	A	Loyola Marymount	3	5
												114	A	Loyola Marymount	8	3
												125	A	San Diego	9	0
												125	A	San Diego	0	4
												125	A	San Diego	9	1
												141	H	San Francisco	4	2
												141	H	San Francisco	5	1
												141	H	San Francisco	5	6
												184	A	Santa Clara	1	0
												184	A	Santa Clara	7	5
												184	A	Santa Clara	9	13
												213	A	Grand Canyon	3	8
												220	N	Central Mich.	15	4
												224	H	UC Davis	7	6
												226	A	Pacific	14	2
												226	A	Pacific	2	6
												226	A	Pacific	9	4
												231	A	Portland	5	2
												231	A	Portland	7	2
												231	A	Portland	7	1
												232	H	San Jose St.	1	4
												255	N	CSU Bakersfield	10	4
LAST 15 GAMES																
					31	N	Gonzaga	13	4	91	H	Pepperdine	6	4		
					31	N	Gonzaga	13	4	91	H	Pepperdine	1	3		
					91	N	Pepperdine	8	7	91	H	Pepperdine	1	10		
					85	A	Oregon	1	2							
					231	A	Portland	5	2							

Non-Div. I Games:

St. Mary's (CA)

231	A	Portland	7	2
231	A	Portland	7	1

RPI	S	Opponent	Score	
255	N	CSU Bakersfield	10	7

St. Mary's (CA)

S
t
.
M
a
r
y
'
s
(
C
A
)

S
t
.
M
a
r
y
'
s
(
C
A
)

[illegible]

Non-Div. I Games:

Oral Roberts

175 A Omaha	5	11
175 A Omaha	7	2

RPI	S	Opponent	Score	
205	H	IPFW	15	0
205	N	IPFW	14	3
205	N	IPFW	4	1
205	N	IPFW	5	6
227	A	South Dakota St.	10	8
227	A	South Dakota St.	7	6
227	A	South Dakota St.	5	2
227	H	South Dakota St.	9	1
227	H	South Dakota St.	2	3
227	H	South Dakota St.	13	3
227	N	South Dakota St.	5	2
227	N	South Dakota St.	6	5
266	A	Western Ill.	11	1
266	A	Western Ill.	4	9
266	A	Western Ill.	6	0
266	H	Western Ill.	13	4
266	H	Western Ill.	6	5
266	H	Western Ill.	6	1

O
r
a
l
R
o
b
e
r
t
s

O
r
a
l
R
o
b
e
r
t
s

Average RPI Win: 94		WON-LOST	WINNING	LAST 15	STRENGTH OF		OPP. STRENGTH	TEAM	ADJ		CONF.	ADJ CONF.	
Average RPI Loss: 94		RECORD	PCT. RANK	GAMES	SCHEDULE		OF SCHEDULE	RPI	RPI		RPI	RPI	
DIV. I ONLY		30-27-0	.52632	125	6-9-0		19	88	58	.54499	58	7	7
DIV. I NON-CONF.		15-14-0	.51724	144	0-1-0		4	91	43	.55685	43	7	7
TOTALS		RPI 1-25	RPI 26-50		W-L RECORDS		RPI 51-100		RPI 101-150		RPI 150+		
30-27-0		0-0-0	8-3-0		OVERALL		9-12-0		9-10-0		4-2-0		
15-10-0		0-0-0	5-1-0		HOME		2-2-0		5-5-0		3-2-0		
11-14-0		0-0-0	2-2-0		AWAY		6-8-0		2-4-0		1-0-0		
4-3-0		0-0-0	1-0-0		NEUTRAL		1-2-0		2-1-0		0-0-0		
15-14-0		0-0-0	5-3-0		NON-CONFERENCE		4-3-0		4-7-0		2-1-0		
8-5-0		0-0-0	2-1-0		HOME		1-0-0		4-3-0		1-1-0		
5-8-0		0-0-0	2-0-		AWAY		2-3-0		0-3-0		1-0-0		
2-1-0		0-0-0	1-0-0		NEUTRAL		1-0-0		0-1-0		0-0-0		
15-13-0		0-0-0	3-0-0		CONFERENCE		5-9-0		5-3-0		2-1-0		
7-5-0		0-0-0	3-0-0		HOME		1-2-0		1-2-0		2-1-0		
6-6-0		0-0-0	0-0-0		AWAY		4-5-0		2-1-0		0-0-0		
2-2-0		0-0-0	0-0-0		NEUTRAL		0-2-0		2-0-0		0-0-0		
RPI S	Opponent	Score	RPI S	Opponent	Score	RPI S	Opponent	Score	RPI S	Opponent	Score		
			29 H	Bryant	5 3	52 A	Minnesota	5 9	101 N	Indiana	3 0		
			29 H	Bryant	0 2	52 A	Minnesota	4 2	101 N	Indiana	5 3		
			29 H	Bryant	8 6	52 A	Minnesota	4 6	104 H	High Point	13 5		
			34 N	Southeastern La.	8 1	55 H	Illinois	4 5	104 H	High Point	2 7		
			35 A	East Carolina	3 4	55 H	Illinois	2 4	104 H	High Point	3 4		
			43 A	Cal St. Fullerton	2 3	55 H	Illinois	3 1	106 H	Rutgers	6 0		
			43 A	Cal St. Fullerton	1 0	60 A	West Virginia	1 4	106 H	Rutgers	5 7		
			43 A	Cal St. Fullerton	8 4	62 A	Alabama	1 5	106 H	Rutgers	4 5		
			44 H	Ohio St.	3 0	62 A	Alabama	1 3	109 H	Rhode Island	13 10		
			44 H	Ohio St.	2 1	62 A	Alabama	9 5	109 H	Rhode Island	1 0		
			44 H	Ohio St.	5 4	72 A	Iowa	1 8	109 H	Rhode Island	1 2		
						72 A	Iowa	4 1	113 A	Liberty	4 5		
						72 A	Iowa	1 4	113 H	Liberty	10 9		
						72 N	Iowa	0 11	119 A	UC Irvine	5 9		
						73 A	Michigan St.	6 3	121 A	Penn St.	7 1		
						73 A	Michigan St.	3 4	121 A	Penn St.	0 2		
						73 A	Michigan St.	6 4	121 A	Penn St.	8 3		
						73 N	Michigan St.	3 4	148 A	Delaware	7 12		
						75 A	VCU	7 1	148 N	Delaware	8 10		
						75 H	VCU	8 1	178 A	James Madison	19 12		
									178 H	James Madison	5 2		
									207 H	George Washington	10 19		
									275 H	Purdue	1 7		
									275 H	Purdue	11 3		
									275 H	Purdue	6 0		
LAST 15 GAMES													
			72 N	Iowa	0 11								
			73 N	Michigan St.	3 4								
			101 N	Indiana	3 0								
			101 N	Indiana	5 3								
			73 A	Michigan St.	6 4								

Non-Div. I Games:

Maryland

			RPI	S	Opponent	Score
73	A	Michigan St.	3	4	81 N Tennessee	10 9
73	A	Michigan St.	6	3		
106	H	Rutgers	6	0		
106	H	Rutgers	5	7		
106	H	Rutgers	4	5		

M
a
r
y
l
a
n
d

M
a
r
y
l
a
n
d

Average RPI Win: 141		WON-LOST RECORD		WINNING PCT. RANK		LAST 15 GAMES		STRENGTH OF SCHEDULE		OPP. STRENGTH OF SCHEDULE		TEAM RPI		ADJ RPI		CONF. RPI		ADJ CONF. RPI	
DIV. I ONLY		36-23-0		.61017 70		12-3-0		134		92		59		.54436 59		6		6	
DIV. I NON-CONF.		19-13-0		.59375 86		3-0-0		133		154		59		.5446 59		6		6	
TOTALS		RPI 1-25		RPI 26-50		W-L RECORDS		RPI 51-100		RPI 101-150		RPI 150+							
36-23-0		0-3-0		4-6-0		OVERALL		6-1-0		8-6-0		18-7-0							
14-5-0		0-0-0		2-4-0		HOME		3-0-0		4-0-0		5-1-0							
15-17-0		0-3-0		2-2-0		AWAY		2-1-0		2-6-0		9-5-0							
7-1-0		0-0-0		0-0-0		NEUTRAL		1-0-0		2-0-0		4-1-0							
19-13-0		0-3-0		2-0-0		NON-CONFERENCE		3-1-0		4-4-0		10-5-0							
7-1-0		0-0-0		1-0-0		HOME		0-0-0		1-0-0		5-1-0							
8-12-0		0-3-0		1-0-		AWAY		2-1-0		1-4-0		4-4-0							
4-0-0		0-0-0		0-0-0		NEUTRAL		1-0-0		2-0-0		1-0-0							
17-10-0		0-0-0		2-6-0		CONFERENCE		3-0-0		4-2-0		8-2-0							
7-4-0		0-0-0		1-4-0		HOME		3-0-0		3-0-0		0-0-0							
7-5-0		0-0-0		1-2-0		AWAY		0-0-0		1-2-0		5-1-0							
3-1-0		0-0-0		0-0-0		NEUTRAL		0-0-0		0-0-0		3-1-0							
RPI	S	Opponent		Score		RPI	S	Opponent		Score		RPI	S	Opponent		Score			
24	A	UC Santa Barbara		3	5	29	H	Bryant		6	3	53	H	Houston		4	1		
24	A	UC Santa Barbara		2	6	30	H	Tulane		9	4	53	H	Houston		3	2		
24	A	UC Santa Barbara		6	9	30	H	Tulane		5	14	53	H	Houston		9	2		
						35	A	East Carolina		1	2	66	A	Hartford		3	4		
						35	A	East Carolina		2	3	86	N	Missouri St.		12	4		
						35	A	East Carolina		5	1	90	A	Southern California		5	4		
						35	H	East Carolina		9	11	99	A	Austin Peay		19	4		
						35	H	East Carolina		3	4								
						35	H	East Carolina		2	3								
						39	A	Boston College		9	4								
LAST 15 GAMES																			
						206	N	Memphis		5	0	109	H	Rhode Island		14	4		
						206	N	Memphis		5	9	142	H	UCF		3	0		
						166	N	South Fla.		9	1	142	H	UCF		15	8		
						206	N	Memphis		6	2								
						166	A	South Fla.		3	2								

166	A	South Fla.	7	3
166	A	South Fla.	11	2

RPI	S	Opponent	Score	
203	H	Central Conn. St.	4	8
206	A	Memphis	11	9
206	A	Memphis	10	1
206	A	Memphis	2	3
206	N	Memphis	5	9
206	N	Memphis	5	0
206	N	Memphis	6	2
210	H	Yale	8	2
218	A	UMass Lowell	4	2
251	A	Massachusetts	5	9
251	H	Massachusetts	5	0
292	N	Alcorn	25	3

UConn

U
C
o
n
n

U
C
o
n
n

Average RPI Win: 123		WON-LOST	WINNING	LAST 15	STRENGTH OF		OPP. STRENGTH	TEAM	ADJ		CONF.	ADJ CONF.
Average RPI Loss: 102		RECORD	PCT. RANK	GAMES	SCHEDULE		OF SCHEDULE	RPI	RPI		RPI	RPI
DIV. I ONLY		36-21-0	.63158	57	13-2-0		114	33	60		.54427	60
DIV. I NON-CONF.		21-10-0	.67742	51	6-0-0		218	44	95		.52981	95
TOTALS		RPI 1-25	RPI 26-50		W-L RECORDS		RPI 51-100		RPI 101-150		RPI 150+	
36-21-0		2-5-0	2-1-0		OVERALL		9-4-0		13-6-0		10-5-0	
20-10-0		0-0-0	2-1-0		HOME		4-2-0		10-5-0		4-2-0	
13-11-0		1-5-0	0-0-0		AWAY		3-2-0		3-1-0		6-3-0	
3-0-0		1-0-0	0-0-0		NEUTRAL		2-0-0		0-0-0		0-0-0	
21-10-0		0-0-0	0-0-0		NON-CONFERENCE		6-2-0		7-3-0		8-5-0	
12-6-0		0-0-0	0-0-0		HOME		4-2-0		4-2-0		4-2-0	
9-4-0		0-0-0	0-0-		AWAY		2-0-0		3-1-0		4-3-0	
0-0-0		0-0-0	0-0-0		NEUTRAL		0-0-0		0-0-0		0-0-0	
15-11-0		2-5-0	2-1-0		CONFERENCE		3-2-0		6-3-0		2-0-0	
8-4-0		0-0-0	2-1-0		HOME		0-0-0		6-3-0		0-0-0	
4-7-0		1-5-0	0-0-0		AWAY		1-2-0		0-0-0		2-0-0	
3-0-0		1-0-0	0-0-0		NEUTRAL		2-0-0		0-0-0		0-0-0	
RPI S	Opponent	Score	RPI S	Opponent	Score	RPI S	Opponent	Score	RPI S	Opponent	Score	
14 A	Texas Tech	1 2	33 H	Oklahoma St.	5 4	58 H	Maryland	4 1	112 H	Baylor	10 0	
14 A	Texas Tech	8 7	33 H	Oklahoma St.	1 8	63 A	Marshall	5 4	112 H	Baylor	6 8	
14 A	Texas Tech	2 4	33 H	Oklahoma St.	4 3	63 H	Marshall	9 8	112 H	Baylor	5 1	
14 N	Texas Tech	9 4				69 A	Oklahoma	6 12	120 H	William & Mary	8 7	
18 A	TCU	2 14				69 A	Oklahoma	12 7	120 H	William & Mary	7 6	
18 A	TCU	1 7				69 A	Oklahoma	0 1	120 H	William & Mary	6 1	
18 A	TCU	6 10				69 N	Oklahoma	11 1	121 A	Penn St.	4 5	
						69 N	Oklahoma	6 0	128 H	Kansas St.	5 4	
						79 H	Old Dominion	6 5	128 H	Kansas St.	2 15	
						79 H	Old Dominion	4 3	128 H	Kansas St.	6 8	
						79 H	Old Dominion	4 5	130 H	Furman	6 8	
						80 A	Pittsburgh	10 4	130 H	Furman	8 5	
						80 H	Pittsburgh	1 4	130 H	Furman	3 7	
									133 H	Texas	14 7	
									133 H	Texas	11 2	
									133 H	Texas	9 5	
									137 A	UNLV	9 6	
									137 A	UNLV	9 4	
									137 A	UNLV	13 1	
									174 A	Hawaii	9 2	
									174 A	Hawaii	2 6	
									174 A	Hawaii	4 1	
									174 A	Hawaii	1 4	
									185 H	Eastern Mich.	5 1	
									196 H	Canisius	5 7	
									196 H	Canisius	0 9	
									199 H	Virginia Tech	5 4	
			LAST 15 GAMES									
			69 N	Oklahoma	11 1	120 H	William & Mary	6 1	174 A	Hawaii	1 4	
			14 N	Texas Tech	9 4	120 H	William & Mary	8 7	185 H	Eastern Mich.	5 1	
			69 N	Oklahoma	6 0	120 H	William & Mary	7 6	196 H	Canisius	5 7	
			14 A	Texas Tech	8 7				196 H	Canisius	0 9	
			14 A	Texas Tech	2 4				199 H	Virginia Tech	5 4	

Non-Div. I Games:

West Virginia

14	A	Texas Tech	1	2
80	A	Pittsburgh	10	4

RPI	S	Opponent	Score	
200	A	Kansas	11	6
200	A	Kansas	1	0
202	H	Radford	6	2
238	A	Charleston So.	3	0
238	A	Charleston So.	5	0
238	A	Charleston So.	3	4
259	H	Youngstown St.	13	3

West Virginia

W
e
s
t
V
i
r
g
i
n
i
a

W
e
s
t
V
i
r
g
i
n
i
a

Average RPI Win: 171		WON-LOST	WINNING	LAST 15	STRENGTH OF		OPP. STRENGTH	TEAM	ADJ		CONF.	ADJ CONF.		
Average RPI Loss: 120		RECORD	PCT. RANK	GAMES	SCHEDULE		OF SCHEDULE	RPI	RPI		RPI	RPI		
DIV. I ONLY		39-19-0	.67241	30	11-4-0		108	163	61	.54373	61	15	15	
DIV. I NON-CONF.		21-11-0	.65625	59	1-1-0		79	197	79	.53573	79	17	17	
TOTALS		RPI 1-25	RPI 26-50		W-L RECORDS		RPI 51-100		RPI 101-150		RPI 150+			
39-19-0		0-2-0	3-0-0		OVERALL		3-6-0		9-4-0		24-7-0			
26-8-0		0-1-0	3-0-0		HOME		2-3-0		5-0-0		16-4-0			
11-9-0		0-1-0	0-0-0		AWAY		1-3-0		3-2-0		7-3-0			
2-2-0		0-0-0	0-0-0		NEUTRAL		0-0-0		1-2-0		1-0-0			
21-11-0		0-2-0	3-0-0		NON-CONFERENCE		1-4-0		3-1-0		14-4-0			
17-7-0		0-1-0	3-0-0		HOME		1-3-0		2-0-0		11-3-0			
4-4-0		0-1-0	0-0-		AWAY		0-1-0		1-1-0		3-1-0			
0-0-0		0-0-0	0-0-0		NEUTRAL		0-0-0		0-0-0		0-0-0			
18-8-0		0-0-0	0-0-0		CONFERENCE		2-2-0		6-3-0		10-3-0			
9-1-0		0-0-0	0-0-0		HOME		1-0-0		3-0-0		5-1-0			
7-5-0		0-0-0	0-0-0		AWAY		1-2-0		2-1-0		4-2-0			
2-2-0		0-0-0	0-0-0		NEUTRAL		0-0-0		1-2-0		1-0-0			
RPI	S	Opponent	Score		RPI	S	Opponent	Score		RPI	S	Opponent	Score	
1	A	Florida	4	5	27	H	UNCW	3	2	66	H	Hartford	8	9
1	H	Florida	2	6	27	H	UNCW	12	11	66	H	Hartford	1	2
					27	H	UNCW	13	1	66	H	Hartford	2	3
										78	A	Ga. Southern	0	2
										78	H	Ga. Southern	13	4
										82	A	Jacksonville	0	8
										82	A	Jacksonville	2	6
										82	A	Jacksonville	7	4
										82	H	Jacksonville	10	6
									</					

Non-Div. I Games:

North Florida

263	A	NJIT	9	2
263	A	NJIT	6	0

RPI	S	Opponent	Score	
207	H	George Washington	10	7
216	H	Quinnipiac	0	3
216	H	Quinnipiac	12	8
216	H	Quinnipiac	6	5
221	H	Dartmouth	8	6
221	H	Dartmouth	17	3
223	H	USC Upstate	15	4
223	H	USC Upstate	10	3
223	H	USC Upstate	13	6
233	H	Penn	17	5
233	H	Penn	2	3
233	H	Penn	5	3
263	A	NJIT	22	2
263	A	NJIT	9	2
263	A	NJIT	6	0
288	A	Savannah St.	7	3
288	H	Savannah St.	7	4

North Florida

N
o
r
t
h
F
l
o
r
i
d
a

N
o
r
t
h
F
l
o
r
i
d
a

Average RPI Win: 122		WON-LOST RECORD		WINNING PCT. RANK		LAST 15 GAMES		STRENGTH OF SCHEDULE		OPP. STRENGTH OF SCHEDULE		TEAM RPI		ADJ RPI		CONF. RPI		ADJ CONF. RPI			
DIV. I ONLY		32-26-0		.55172 103		8-7-0		35		9		62		.54372 62		2		2			
DIV. I NON-CONF.		16-8-0		.66667 54		1-0-0		226		80		117		.51335 117		2		2			
TOTALS		RPI 1-25		RPI 26-50		W-L RECORDS		RPI 51-100		RPI 101-150		RPI 150+									
32-26-0		6-13-0		1-3-0		OVERALL		10-6-0		6-3-0		9-1-0									
19-12-0		3-6-0		0-1-0		HOME		6-4-0		3-1-0		7-0-0									
9-10-0		3-4-0		1-2-0		AWAY		2-2-0		3-1-0		0-1-0									
4-4-0		0-3-0		0-0-0		NEUTRAL		2-0-0		0-1-0		2-0-0									
16-8-0		0-2-0		0-1-0		NON-CONFERENCE		6-3-0		1-1-0		9-1-0									
12-4-0		0-0-0		0-1-0		HOME		4-3-0		1-0-0		7-0-0									
1-3-0		0-1-0		0-0-		AWAY		1-0-0		0-1-0		0-1-0									
3-1-0		0-1-0		0-0-0		NEUTRAL		1-0-0		0-0-0		2-0-0									
16-18-0		6-11-0		1-2-0		CONFERENCE		4-3-0		5-2-0		0-0-0									
7-8-0		3-6-0		0-0-0		HOME		2-1-0		2-1-0		0-0-0									
8-7-0		3-3-0		1-2-0		AWAY		1-2-0		3-0-0		0-0-0									
1-3-0		0-2-0		0-0-0		NEUTRAL		1-0-0		0-1-0		0-0-0									
RPI	S	Opponent		Score		RPI	S	Opponent		Score		RPI	S	Opponent		Score					
1	N	Florida		4	5	36	A	Georgia		10	7	53	H	Houston		8	6				
4	A	Texas A&M		3	4	36	A	Georgia		1	7	53	H	Houston		10	4				
4	A	Texas A&M		1	2	36	A	Georgia		4	12	53	H	Houston		7	4				
4	A	Texas A&M		7	4	48	H	South Ala.		2	8	58	H	Maryland		2	3				
5	H	Ole Miss		2	0							58	H	Maryland		8	2				
5	H	Ole Miss		7	2							58	H	Maryland		6	2				
5	H	Ole Miss		0	4							67	A	Kentucky		1	8				
7	A	LSU		6	0							67	A	Kentucky		4	3				
7	A	LSU		4	3							67	A	Kentucky		1	10				
7	A	LSU		5	7							67	N	Kentucky		0	8				
8	H	South Carolina		4	6							81	H	Tennessee		7	6				
8	H	South Carolina		7	9							81	H	Tennessee		13	1				
8	H	South Carolina		2	4							81	H	Tennessee		2	0				
10	N	North Carolina St.		1	2							92	A	Troy		8	4				
11	H	Mississippi St.		4	3							92	H	Troy		7	1				
11	H	Mississippi St.		5	12							95	N	Notre Dame		5	2				
11	H	Mississippi St.		1	2											2	1				
11	N	Mississippi St.		1	4											2	1				
19	A	Southern Miss.		2	9											292	H	Alcorn		8	0
																292	H	Alcorn		8	5
LAST 15 GAMES																					
		1 N Florida		4	5			122 A Arkansas		7	4										
		11 N Mississippi St.		1	4			122 A Arkansas		10	4										
		67 N Kentucky		5	2			122 A Arkansas		8	6										
		8 H South Carolina		7	9																
		8 H South Carolina		2	4																

Non-Div. I Games:

Alabama

8	H	South Carolina	4	6
127	H	Samford	8	2

A
l
a
b
a
m
a

A
l
a
b
a
m
a

Average RPI Win: 148		WON-LOST RECORD		WINNING PCT. RANK		LAST 15 GAMES		STRENGTH OF SCHEDULE		OPP. STRENGTH OF SCHEDULE		TEAM RPI		ADJ RPI		CONF. RPI		ADJ CONF. RPI					
DIV. I ONLY		34-21-0		.61818 65		11-4-0		93		72		63		.54243 63		5		5					
DIV. I NON-CONF.		11-10-0		.52381 132		0-1-0		110		227		148		.49782 148		5		5					
TOTALS		RPI 1-25		RPI 26-50		W-L RECORDS		RPI 51-100		RPI 101-150		RPI 150+											
34-21-0		1-5-0		3-4-0		OVERALL		6-4-0		5-5-0		19-3-0											
19-9-0		1-2-0		3-4-0		HOME		2-2-0		1-0-0		12-1-0											
13-8-0		0-1-0		0-0-0		AWAY		2-2-0		4-3-0		7-2-0											
2-4-0		0-2-0		0-0-0		NEUTRAL		2-0-0		0-2-0		0-0-0											
11-10-0		0-1-0		0-1-0		NON-CONFERENCE		0-2-0		2-5-0		9-1-0											
10-3-0		0-0-0		0-1-0		HOME		0-1-0		1-0-0		9-1-0											
1-5-0		0-1-0		0-0-		AWAY		0-1-0		1-3-0		0-0-0											
0-2-0		0-0-0		0-0-0		NEUTRAL		0-0-0		0-2-0		0-0-0											
23-11-0		1-4-0		3-3-0		CONFERENCE		6-2-0		3-0-0		10-2-0											
9-6-0		1-2-0		3-3-0		HOME		2-1-0		0-0-0		3-0-0											
12-3-0		0-0-0		0-0-0		AWAY		2-1-0		3-0-0		7-2-0											
2-2-0		0-2-0		0-0-0		NEUTRAL		2-0-0		0-0-0		0-0-0											
RPI	S	Opponent		Score		RPI	S	Opponent		Score		RPI	S	Opponent		Score							
13	A	Coastal Caro.		3	9	26	H	Wake Forest		1	3	60	A	West Virginia		8	9	113	N	Liberty		3	7
19	H	Southern Miss.		4	14	28	H	Fla. Atlantic		3	6	60	H	West Virginia		4	5	113	N	Liberty		8	9
19	H	Southern Miss.		10	8	28	H	Fla. Atlantic		7	2	79	H	Old Dominion		5	3	116	A	Morehead St.		0	13
19	H	Southern Miss.		2	3	28	H	Fla. Atlantic		2	10	79	H	Old Dominion		5	6	116	H	Morehead St.		6	5
19	N	Southern Miss.		3	9	32	H	Louisiana Tech		7	4	79	H	Old Dominion		4	3	131	A	Western Ky.		14	1
19	N	Southern Miss.		2	3	32	H	Louisiana Tech		10	4	94	A	FIU		5	10	131	A	Western Ky.		5	2
						32	H	Louisiana Tech		6	10	94	A	FIU		5	4	131	A	Western Ky.		8	1
												94	A	FIU		6	5	134	A	Florida A&M		4	20
												94	N	FIU		5	3	134	A	Florida A&M		11	9
												94	N	FIU		7	6	134	A	Florida A&M		4	9
																		153	H	UAB		9	5
																		153	H	UAB		5	1
																		153	H	UAB		4	3
																		154	A	Charlotte		7	2
																		154	A	Charlotte		0	5
																		154	A	Charlotte		10	5
																		164	A	Middle Tenn.		6	5
																		164	A	Middle Tenn.		11	1
																		164	A	Middle Tenn.		25	9
																		187	A	UTSA		5	2
																		187	A	UTSA		8	3
																		187	A	UTSA		4	5
																		214	H	Eastern Ky.		6	0
																		214	H	Eastern Ky.		5	4
																		236	H	Brown		2	0
																		236	H	Brown		7	2
																		236	H	Brown		14	0
				LAST 15 GAMES																			
				19	N	Southern Miss.		2	3	26	H	Wake Forest		1	3	214	H	Eastern Ky.		6	0		
				94	N	FIU		7	6	131	A	Western Ky.		5	2	214	H	Eastern Ky.		5	4		
				19	N	Southern Miss.		3	9	131	A	Western Ky.		14	1	236	H	Brown		2	0		
				94	N	FIU		5	3							236	H	Brown		7	2		
				79	H	Old Dominion		5	6							236	H	Brown		14	0		

Non-Div. I Games:

Marshall

79	H	Old Dominion	4	3
79	H	Old Dominion	5	3

RPI	S	Opponent	Score	
236	H	Brown	3	2
237	H	Ohio	1	4
245	H	Lehigh	6	4
245	H	Lehigh	4	2
245	H	Lehigh	12	6

M
a
r
s
h
a
l
l

M
a
r
s
h
a
l
l

Marshall

Average RPI Win:		126	WON-LOST RECORD		WINNING PCT. RANK		LAST 15 GAMES		STRENGTH OF SCHEDULE		OPP. STRENGTH OF SCHEDULE		TEAM RPI		ADJ RPI		CONF. RPI		ADJ CONF. RPI		
Average RPI Loss:		108																			
DIV. I ONLY			31-26-1		.5431 113		8-7-0		25		99		64		.54223 64		14		14		
DIV. I NON-CONF.			17-12-1		.58333 95		1-1-0		2		16		14		.5859 14		15		15		
TOTALS		RPI 1-25		RPI 26-50		W-L RECORDS		RPI 51-100		RPI 101-150		RPI 150+									
31-26-1		6-6-1		3-4-0		OVERALL		4-4-0		6-3-0		12-9-0									
20-9-1		3-1-1		2-1-0		HOME		4-3-0		5-1-0		6-3-0									
9-15-0		3-5-0		1-2-0		AWAY		0-1-0		0-1-0		5-6-0									
2-2-0		0-0-0		0-1-0		NEUTRAL		0-0-0		1-1-0		1-0-0									
17-12-1		6-6-1		2-1-0		NON-CONFERENCE		4-4-0		0-1-0		5-0-0									
12-5-1		3-1-1		2-1-0		HOME		4-3-0		0-0-0		3-0-0									
5-7-0		3-5-0		0-0-		AWAY		0-1-0		0-1-0		2-0-0									
0-0-0		0-0-0		0-0-0		NEUTRAL		0-0-0		0-0-0		0-0-0									
14-14-0		0-0-0		1-3-0		CONFERENCE		0-0-0		6-2-0		7-9-0									
8-4-0		0-0-0		0-0-0		HOME		0-0-0		5-1-0		3-3-0									
4-8-0		0-0-0		1-2-0		AWAY		0-0-0		0-0-0		3-6-0									
2-2-0		0-0-0		0-1-0		NEUTRAL		0-0-0		1-1-0		1-0-0									
RPI	S	Opponent		Score		RPI	S	Opponent		Score		RPI	S	Opponent		Score					
6	A	Clemson		4	13	27	A	UNCW		3	8	75	H	VCU		7	4	120	H	William & Mary 1 6	
6	A	Clemson		11	4	27	A	UNCW		8	5	75	H	VCU		3	4	120	H	William & Mary 5 1	
8	A	South Carolina		6	5	27	A	UNCW		5	9	75	H	VCU		1	2	120	H	William & Mary 6 0	
12	A	Florida St.		3	8	27	N	UNCW		1	6	78	A	Ga. Southern		6	10	120	N	William & Mary 3 10	
12	A	Florida St.		2	11	45	H	Nebraska		7	3	78	H	Ga. Southern		10	13	120	N	William & Mary 7 2	
12	A	Florida St.		2	1	45	H	Nebraska		13	5	87	H	Mercer		5	4	130	A	Furman 7 9	
13	A	Coastal Caro.		5	9	45	H	Nebraska		0	4	87	H	Mercer		6	2	148	H	Delaware 14 4	
13	A	Coastal Caro.		3	5							87	H	Mercer		17	13	148	H	Delaware 3 2	
13	H	Coastal Caro.		9	4													148	H	Delaware 15 2	
13	H	Coastal Caro.		4	2													169	H	Northeastern 8 5	
24	H	UC Santa Barbara		6	6													169	H	Northeastern 3 2	
24	H	UC Santa Barbara		10	3													169	H	Northeastern 2 3	
24	H	UC Santa Barbara		4	7													178	H	James Madison 1 3	
																		178	H	James Madison 7 5	
																		178	H	James Madison 3 9	
																		195	H	Richmond 5 3	
																		208	A	Elon 6 2	
																		208	A	Elon 6 9	
																		208	A	Elon 11 6	
																		208	N	Elon 9 8	
																		225	A	Towson 4 7	
																		225	A	Towson 3 4	
																		225	A	Towson 9 4	
																		238	H	Charleston So. 4 1	
																		250	A	Hofstra 1 3	
																		250	A	Hofstra 3 4	
																		250	A	Hofstra 7 8	

Non-Div. I Games:

Col. of Charleston

120 H William & Mary	1	6
120 H William & Mary	5	1

RPI	S	Opponent	Score	
260	A	The Citadel	5	1
260	A	The Citadel	12	9
260	H	The Citadel	1	0

Col. of Charleston

C
o
l
.
o
f
C
h
a
r
l
e
s
t
o
n

C
o
l
.
o
f
C
h
a
r
l
e
s
t
o
n

Average RPI Win: 187		WON-LOST RECORD		WINNING PCT. RANK		LAST 15 GAMES		STRENGTH OF SCHEDULE		OPP. STRENGTH OF SCHEDULE		TEAM RPI		ADJ RPI		CONF. RPI		ADJ CONF. RPI	
DIV. I ONLY		43-13-0		.76786 5		12-3-0		263		151		65		.54108 65		23		23	
DIV. I NON-CONF.		19-8-0		.7037 40		2-1-0		191		32		48		.55491 48		22		22	
TOTALS		RPI 1-25		RPI 26-50		W-L RECORDS		RPI 51-100		RPI 101-150		RPI 150+							
43-13-0		0-2-0		1-0-0		OVERALL		0-3-0		9-1-0		33-7-0							
14-5-0		0-0-0		1-0-0		HOME		0-1-0		3-0-0		10-4-0							
21-4-0		0-0-0		0-0-0		AWAY		0-1-0		4-1-0		17-2-0							
8-4-0		0-2-0		0-0-0		NEUTRAL		0-1-0		2-0-0		6-1-0							
19-8-0		0-2-0		1-0-0		NON-CONFERENCE		0-3-0		9-1-0		9-2-0							
5-2-0		0-0-0		1-0-0		HOME		0-1-0		3-0-0		1-1-0							
10-3-0		0-0-0		0-0-		AWAY		0-1-0		4-1-0		6-1-0							
4-3-0		0-2-0		0-0-0		NEUTRAL		0-1-0		2-0-0		2-0-0							
24-5-0		0-0-0		0-0-0		CONFERENCE		0-0-0		0-0-0		24-5-0							
9-3-0		0-0-0		0-0-0		HOME		0-0-0		0-0-0		9-3-0							
11-1-0		0-0-0		0-0-0		AWAY		0-0-0		0-0-0		11-1-0							
4-1-0		0-0-0		0-0-0		NEUTRAL		0-0-0		0-0-0		4-1-0							
RPI S	Opponent	Score		RPI S	Opponent	Score		RPI S	Opponent	Score		RPI S	Opponent	Score					
10 N	North Carolina St.	5	7	44 H	Ohio St.	8	3	79 N	Old Dominion	0	2	113 A	Liberty	6	5				
16 N	Virginia	6	8					80 A	Pittsburgh	5	13	113 A	Liberty	8	1				
								80 H	Pittsburgh	4	9	113 A	Liberty	2	4				
												113 A	Liberty	2	0				
												117 H	Western Caro.	5	4				
												117 H	Western Caro.	3	1				
												121 A	Penn St.	6	2				
												121 H	Penn St.	10	9				
												138 N	Evansville	6	3				
												143 N	Milwaukee	7	6				
												154 A	Charlotte	11	6				
												154 A	Charlotte	11	3				
												154 A	Charlotte	4	3				
												165 H	Miami (OH)	2	5				
												165 H	Miami (OH)	4	3				
												165 H	Miami (OH)	10	3				
												177 N	Ball St.	8	3				
												185 A	Eastern Mich.	4	2				
												185 A	Eastern Mich.	13	3				
												185 A	Eastern Mich.	7	3				
												185 N	Eastern Mich.	5	10				
												185 N	Eastern Mich.	1	0				
												185 N	Eastern Mich.	4	2				
												196 H	Canisius	4	5				
												202 A	Radford	6	0				
												202 A	Radford	7	6				
												202 A	Radford	8	3				
LAST 15 GAMES				185 N	Eastern Mich.	4	2	262 A	Bowling Green	8	2	185 N	Eastern Mich.	4	2				
				185 N	Eastern Mich.	5	10	262 A	Bowling Green	10	1	196 H	Canisius	4	5				
				204 N	Toledo	3	2	262 A	Bowling Green	14	0	202 A	Radford	6	0				
				185 N	Eastern Mich.	1	0					202 A	Radford	7	6				
				117 H	Western Caro.	3	1					202 A	Radford	8	3				

Non-Div. I Games: Lake Erie 9 1

Kent St.

Kent St.

117	H	Western Caro.	5	4
259	A	Youngstown St.	10	11

Through Games Of May 28, 2016

RPI	S	Opponent	Score	
204	H	Toledo	2	1
204	H	Toledo	3	0
204	H	Toledo	1	4
204	N	Toledo	3	2
207	N	George Washington	6	4
207	N	George Washington	7	4
220	A	Central Mich.	5	2
220	A	Central Mich.	10	13
220	A	Central Mich.	17	5
229	H	Western Mich.	4	5
229	H	Western Mich.	13	2
229	H	Western Mich.	9	7
237	A	Ohio	6	5
237	A	Ohio	6	0
237	A	Ohio	8	0
246	H	Buffalo	12	2
246	H	Buffalo	5	0
246	H	Buffalo	5	4
259	A	Youngstown St.	10	11
259	H	Youngstown St.	5	2
262	A	Bowling Green	8	2
262	A	Bowling Green	14	0
262	A	Bowling Green	10	1

Kent St.

K
e
n
t
S
t
.

K
e
n
t
S
t
.

Average RPI Win: 187		WON-LOST	WINNING	LAST 15	STRENGTH OF		OPP. STRENGTH	TEAM	ADJ		CONF.	ADJ CONF.			
Average RPI Loss: 139		RECORD	PCT. RANK	GAMES	SCHEDULE		OF SCHEDULE	RPI	RPI		RPI	RPI			
DIV. I ONLY		37-18-0	.67273	29	9-6-0		191	196	66	.54072	66	20			
DIV. I NON-CONF.		22-7-0	.75862	27	4-2-0		137	183	19	.57744	19	18			
TOTALS		RPI 1-25	RPI 26-50		W-L RECORDS		RPI 51-100		RPI 101-150		RPI 150+				
37-18-0		0-3-0	1-0-0		OVERALL		4-0-0		2-4-0		30-11-0				
15-5-0		0-0-0	0-0-0		HOME		1-0-0		1-0-0		13-5-0				
21-11-0		0-3-0	1-0-0		AWAY		3-0-0		1-3-0		16-5-0				
1-2-0		0-0-0	0-0-0		NEUTRAL		0-0-0		0-1-0		1-1-0				
22-7-0		0-3-0	1-0-0		NON-CONFERENCE		4-0-0		2-0-0		15-4-0				
6-2-0		0-0-0	0-0-0		HOME		1-0-0		1-0-0		4-2-0				
16-5-0		0-3-0	1-0-		AWAY		3-0-0		1-0-0		11-2-0				
0-0-0		0-0-0	0-0-0		NEUTRAL		0-0-0		0-0-0		0-0-0				
15-11-0		0-0-0	0-0-0		CONFERENCE		0-0-0		0-4-0		15-7-0				
9-3-0		0-0-0	0-0-0		HOME		0-0-0		0-0-0		9-3-0				
5-6-0		0-0-0	0-0-0		AWAY		0-0-0		0-3-0		5-3-0				
1-2-0		0-0-0	0-0-0		NEUTRAL		0-0-0		0-1-0		1-1-0				
RPI S	Opponent		Score		RPI S	Opponent		Score		RPI S	Opponent		Score		
24 A	UC Santa Barbara		1	2	29 A	Bryant		9	8	59 H	UConn		4	3	
24 A	UC Santa Barbara		6	7						61 A	North Florida		3	2	
24 A	UC Santa Barbara		4	7						61 A	North Florida		2	1	
										61 A	North Florida		9	8	
										107 A	Binghamton		9	10	
										107 A	Binghamton		3	5	
										107 A	Binghamton		1	12	
										107 N	Binghamton		6	9	
										109 A	Rhode Island		7	1	
										109 H	Rhode Island		14	13	
										158 A	Holy Cross		8	4	
										160 H	Stony Brook		9	5	
										160 H	Stony Brook		0	2	
										160 H	Stony Brook		0	9	
										160 N	Stony Brook		2	3	
										160 N	Stony Brook		7	6	
										161 H	Sacred Heart		4	7	
										169 A	Northeastern		3	4	
										171 A	UMBC		4	13	
										171 A	UMBC		6	7	
										171 A	UMBC		6	4	
										183 A	Fairfield		6	3	
										202 A	Radford		12	0	
										202 A	Radford		2	4	
										202 A	Radford		3	1	
										203 A	Central Conn. St.		11	9	
										203 H	Central Conn. St.		10	0	
										210 H	Yale		15	8	
										211 A	Albany (NY)		11	0	
										211 A	Albany (NY)		6	1	
										211 H	Albany (NY)		6	3	
LAST 15 GAMES				160 N Stony Brook				2	3	203 H Central Conn. St.				10	0
				107 N Binghamton				6	9	218 H UMass Lowell				14	10
				160 N Stony Brook				7	6	218 H UMass Lowell				17	4
				171 A UMBC				4	13						
				171 A UMBC				6	7						

Non-Div. I Games:

Hartford

171	A	UMBC	6	4
109	A	Rhode Island	7	1

RPI	S	Opponent	Score	
211	H	Albany (NY)	5	9
211	H	Albany (NY)	7	6
215	A	Manhattan	8	3
216	A	Quinnipiac	11	5
216	H	Quinnipiac	5	7
218	A	UMass Lowell	4	3
218	A	UMass Lowell	5	6
218	A	UMass Lowell	6	0
218	H	UMass Lowell	14	10
218	H	UMass Lowell	23	6
218	H	UMass Lowell	17	4
240	A	Villanova	2	1
240	A	Villanova	8	0
240	A	Villanova	11	1
241	H	Maine	6	5
241	H	Maine	11	4
241	H	Maine	4	1
252	A	Marist	5	3
254	H	Army West Point	14	4
254	H	Army West Point	4	3

Average RPI Win: 132		WON-LOST	WINNING	LAST 15	STRENGTH OF		OPP. STRENGTH	TEAM	ADJ		CONF.	ADJ CONF.
Average RPI Loss: 75		RECORD	PCT. RANK	GAMES	SCHEDULE		OF SCHEDULE	RPI	RPI		RPI	RPI
DIV. I ONLY		32-25-0	.5614	97	6-9-0		44	22	67		.54067	67
DIV. I NON-CONF.		17-9-0	.65385	62	1-2-0		152	178	105		.5222	105
TOTALS		RPI 1-25	RPI 26-50		W-L RECORDS		RPI 51-100		RPI 101-150		RPI 150+	
32-25-0		5-10-0	2-2-0		OVERALL		6-3-0		6-7-0		13-3-0	
22-10-0		4-3-0	0-0-0		HOME		4-1-0		5-4-0		9-2-0	
7-12-0		1-6-0	2-1-0		AWAY		2-1-0		1-3-0		1-1-0	
3-3-0		0-1-0	0-1-0		NEUTRAL		0-1-0		0-0-0		3-0-0	
17-9-0		0-3-0	0-1-0		NON-CONFERENCE		2-0-0		2-2-0		13-3-0	
13-4-0		0-1-0	0-0-0		HOME		2-0-0		2-1-0		9-2-0	
1-3-0		0-1-0	0-0-		AWAY		0-0-0		0-1-0		1-1-0	
3-2-0		0-1-0	0-1-0		NEUTRAL		0-0-0		0-0-0		3-0-0	
15-16-0		5-7-0	2-1-0		CONFERENCE		4-3-0		4-5-0		0-0-0	
9-6-0		4-2-0	0-0-0		HOME		2-1-0		3-3-0		0-0-0	
6-9-0		1-5-0	2-1-0		AWAY		2-1-0		1-2-0		0-0-0	
0-1-0		0-0-0	0-0-0		NEUTRAL		0-1-0		0-0-0		0-0-0	
RPI S	Opponent	Score	RPI S	Opponent	Score	RPI S	Opponent	Score	RPI S	Opponent	Score	
1 H	Florida	5 12	29 N	Bryant	4 7	62 H	Alabama	3 2	101 A	Indiana	2 3	
1 H	Florida	7 4	36 A	Georgia	11 4	62 H	Alabama	1 2	116 H	Morehead St.	10 5	
1 H	Florida	5 4	36 A	Georgia	14 6	62 H	Alabama	6 2	118 H	Cincinnati	8 4	
2 A	Louisville	6 7	36 A	Georgia	2 5	62 N	Alabama	2 5	122 H	Arkansas	5 4	
2 H	Louisville	6 9				81 A	Tennessee	5 4	122 H	Arkansas	0 1	
5 A	Ole Miss	2 14				81 A	Tennessee	5 14	122 H	Arkansas	0 2	
5 A	Ole Miss	5 7				81 A	Tennessee	10 2	126 H	Missouri	7 2	
5 A	Ole Miss	1 3				88 H	Xavier	6 2	126 H	Missouri	2 1	
8 H	South Carolina	5 10				99 H	Austin Peay	3 2	126 H	Missouri	3 9	
8 H	South Carolina	6 0							131 H	Western Ky.	6 14	
8 H	South Carolina	5 4							144 A	Auburn	9 6	
9 A	Vanderbilt	3 0							144 A	Auburn	6 10	
9 A	Vanderbilt	2 3							144 A	Auburn	2 5	
9 A	Vanderbilt	0 3							165 H	Miami (OH)	11 1	
24 N	UC Santa Barbara	4 11							188 A	San Diego St.	6 0	
									191 A	Wofford	4 5	
									198 H	Murray St.	11 1	
									198 N	Murray St.	4 1	
									214 H	Eastern Ky.	4 5	
									223 H	USC Upstate	3 1	
									223 H	USC Upstate	5 3	
									223 H	USC Upstate	3 0	
									235 H	Dayton	5 3	
									235 N	Dayton	15 2	
									244 H	Northern Ky.	4 5	
									246 H	Buffalo	14 3	
									246 H	Buffalo	5 1	
			LAST 15 GAMES									
			62 N	Alabama	2 5	5 A	Ole Miss	1 3				
			126 H	Missouri	7 2	101 A	Indiana	2 3				
			126 H	Missouri	2 1	8 H	South Carolina	5 4				
			126 H	Missouri	3 9							
			198 N	Murray St.	4 1							

Non-Div. I Games:

Kentucky

5	A	Ole Miss	5	7
5	A	Ole Miss	2	14

RPI	S	Opponent	Score	
246	H	Buffalo	9	8
273	N	George Mason	8	6

Kentucky

K
e
n
t
u
c
k
y

K
e
n
t
u
c
k
y

Average RPI Win:	190	WON-LOST RECORD	WINNING PCT. RANK	LAST 15 GAMES	STRENGTH OF SCHEDULE	OPP. STRENGTH OF SCHEDULE	TEAM RPI	ADJ RPI	CONF. RPI	ADJ CONF. RPI		
DIV. I ONLY		36-19-0	.65455	39	7-8-0	153	174	68	.54013	68	21	21
DIV. I NON-CONF.		12-10-0	.54545	119	2-2-0	88	149	83	.53499	83	23	23
<hr/>												
TOTALS	RPI 1-25	RPI 26-50		W-L RECORDS		RPI 51-100		RPI 101-150		RPI 150+		
36-19-0	0-2-0	0-0-0		OVERALL		4-7-0		11-4-0		21-6-0		
17-6-0	0-0-0	0-0-0		HOME		0-0-0		8-2-0		9-4-0		
17-12-0	0-2-0	0-0-0		AWAY		3-6-0		2-2-0		12-2-0		
2-1-0	0-0-0	0-0-0		NEUTRAL		1-1-0		1-0-0		0-0-0		
<hr/>												
12-10-0	0-2-0	0-0-0		NON-CONFERENCE		0-3-0		7-4-0		5-1-0		
5-3-0	0-0-0	0-0-0		HOME		0-0-0		5-2-0		0-1-0		
7-7-0	0-2-0	0-0-		AWAY		0-3-0		2-2-0		5-0-0		
0-0-0	0-0-0	0-0-0		NEUTRAL		0-0-0		0-0-0		0-0-0		
<hr/>												
24-9-0	0-0-0	0-0-0		CONFERENCE		4-4-0		4-0-0		16-5-0		
12-3-0	0-0-0	0-0-0		HOME		0-0-0		3-0-0		9-3-0		
10-5-0	0-0-0	0-0-0		AWAY		3-3-0		0-0-0		7-2-0		
2-1-0	0-0-0	0-0-0		NEUTRAL		1-1-0		1-0-0		0-0-0		
<hr/>												
RPI	S	Opponent	Score	RPI	S	Opponent	Score	RPI	S	Opponent	Score	
5	A	Ole Miss	4 6					77	A	Lamar	2 5	
5	A	Ole Miss	2 10					77	A	Lamar	1 2	
								77	A	Lamar	1 2	
								83	A	Jacksonville St.	11 2	
								83	A	Jacksonville St.	13 6	
								83	A	Jacksonville St.	2 6	
								83	N	Jacksonville St.	7 11	
								99	A	Austin Peay	6 8	
								99	A	Austin Peay	1 6	
								99	A	Austin Peay	7 3	
								99	N	Austin Peay	10 4	

Non-Div. I Games: Harris-Stowe 18 10

Southeast Mo. St.

190	H	Belmont	9	2
103	H	SFA	9	5

RPI	S	Opponent	Score	
242	A	Saint Louis	10	3
242	H	Saint Louis	8	12
264	A	UT Martin	26	2
264	A	UT Martin	15	6
264	A	UT Martin	19	6
271	A	Ark.-Pine Bluff	8	2
271	A	Ark.-Pine Bluff	9	2
271	A	Ark.-Pine Bluff	10	0
272	H	Eastern Ill.	12	11
272	H	Eastern Ill.	15	1
272	H	Eastern Ill.	20	7
280	H	SIUE	20	11
280	H	SIUE	4	0
280	H	SIUE	9	5
292	A	Alcorn	17	4

Average RPI Win: 129		WON-LOST RECORD		WINNING PCT. RANK		LAST 15 GAMES		STRENGTH OF SCHEDULE		OPP. STRENGTH OF SCHEDULE		TEAM RPI		ADJ RPI		CONF. RPI		ADJ CONF. RPI				
DIV. I ONLY		30-27-1		.52586 127		10-5-0		33		57		69		.53931 69		3		3				
DIV. I NON-CONF.		17-11-1		.60345 85		3-1-0		57		94		47		.55539 47		4		4				
TOTALS		RPI 1-25		RPI 26-50		W-L RECORDS		RPI 51-100		RPI 101-150		RPI 150+										
30-27-1		2-6-1		2-5-0		OVERALL		7-9-0		9-3-0		10-4-0										
16-9-0		1-0-0		0-1-0		HOME		4-3-0		7-3-0		4-2-0										
10-15-0		0-6-0		0-3-0		AWAY		3-4-0		1-0-0		6-2-0										
4-3-1		1-0-1		2-1-0		NEUTRAL		0-2-0		1-0-0		0-0-0										
17-11-1		1-0-1		0-3-0		NON-CONFERENCE		5-6-0		2-0-0		9-2-0										
8-4-0		1-0-0		0-0-0		HOME		2-2-0		1-0-0		4-2-0										
9-7-0		0-0-0		0-0-		AWAY		3-4-0		1-0-0		5-0-0										
0-0-1		0-0-1		0-0-0		NEUTRAL		0-0-0		0-0-0		0-0-0										
13-16-0		1-6-0		2-2-0		CONFERENCE		2-3-0		7-3-0		1-2-0										
8-5-0		0-0-0		0-1-0		HOME		2-1-0		6-3-0		0-0-0										
1-8-0		0-6-0		0-0-0		AWAY		0-0-0		0-0-0		1-2-0										
4-3-0		1-0-0		2-1-0		NEUTRAL		0-2-0		1-0-0		0-0-0										
RPI	S	Opponent		Score		RPI	S	Opponent		Score		RPI	S	Opponent		Score						
11	N	Mississippi St.		5	5	33	H	Oklahoma St.		3	4	51	H	Long Beach St.		3	7	111	H	Central Ark.	3	0
14	A	Texas Tech		0	5	33	N	Oklahoma St.		3	1	51	H	Long Beach St.		3	6	112	H	Baylor	1	6
14	A	Texas Tech		1	6	33	N	Oklahoma St.		9	1	51	H	Long Beach St.		6	3	112	H	Baylor	4	3
14	A	Texas Tech		7	13	33	N	Oklahoma St.		9	10	57	A	Oral Roberts		0	5	112	H	Baylor	7	6
14	N	Texas Tech		17	4	41	A	Sam Houston St.		2	7	57	H	Oral Roberts		12	3	128	H	Kansas St.	12	0
18	A	TCU		3	11	41	A	Sam Houston St.		3	4	60	H	West Virginia		7	12	128	H	Kansas St.	3	9
18	A	TCU		2	12	41	A	Sam Houston St.		3	4	60	H	West Virginia		12	6	128	H	Kansas St.	10	1
18	A	TCU		0	2					60	H	West Virginia		1	0	128	N	Kansas St.		13	7	
22	H	Dallas Baptist		12	2					60	N	West Virginia		0	6	129	A	Little Rock		5	2	
										60	N	West Virginia		1	11	133	H	Texas		6	1	
										90	A	Southern California		4	5	133	H	Texas		4	3	
										93	A	Fresno St.		3	2	133	H	Texas		3	5	
										99	A	Austin Peay		4	1	169	H	Northeastern		3	5	
										99	A	Austin Peay		11	3	169	H	Northeastern		10	4	
										99	A	Austin Peay		7	17	169	H	Northeastern		2	3	
										100	A	UCLA		2	4	169	H	Northeastern		13	4	
														186	A	Wichita St.		15	7			
														186	H	Wichita St.		4	2			
														200	A	Kansas		17	6			
														200	A	Kansas		2	7			
														200	A	Kansas		8	9			
														217	H	Abilene Christian		7	1			
														255	A	CSU Bakersfield		6	4			
														255	A	CSU Bakersfield		10	7			
														255	A	CSU Bakersfield		6	3			
														255	A	CSU Bakersfield		13	0			

99	A	Austin Peay	11	3
99	A	Austin Peay	4	1

O
k
l
a
h
o
m
a

O
k
l
a
h
o
m
a

Average RPI Win:	132	WON-LOST RECORD	WINNING PCT. RANK	LAST 15 GAMES	STRENGTH OF SCHEDULE	OPP. STRENGTH OF SCHEDULE	TEAM RPI	ADJ RPI	CONF. RPI	ADJ CONF. RPI		
Average RPI Loss:	61											
DIV. I ONLY		31-21-0	.59615	81	8-7-0	120	26	70	.53854	70	4	4
DIV. I NON-CONF.		17-4-0	.80952	14	4-0-0	248	13	34	.56404	34	3	3
<hr/>												
TOTALS	RPI 1-25	RPI 26-50		W-L RECORDS		RPI 51-100		RPI 101-150		RPI 150+		
31-21-0	2-6-0	5-5-0		OVERALL		8-9-0		8-0-0		8-1-0		
16-10-0	1-4-0	4-3-0		HOME		5-3-0		3-0-0		3-0-0		
15-11-0	1-2-0	1-2-0		AWAY		3-6-0		5-0-0		5-1-0		
0-0-0	0-0-0	0-0-0		NEUTRAL		0-0-0		0-0-0		0-0-0		
17-4-0	2-3-0	0-1-0		NON-CONFERENCE		0-0-0		8-0-0		7-0-0		
7-2-0	1-1-0	0-1-0		HOME		0-0-0		3-0-0		3-0-0		
10-2-0	1-2-0	0-0-		AWAY		0-0-0		5-0-0		4-0-0		
0-0-0	0-0-0	0-0-0		NEUTRAL		0-0-0		0-0-0		0-0-0		
14-17-0	0-3-0	5-4-0		CONFERENCE		8-9-0		0-0-0		1-1-0		
9-8-0	0-3-0	4-2-0		HOME		5-3-0		0-0-0		0-0-0		
5-9-0	0-0-0	1-2-0		AWAY		3-6-0		0-0-0		1-1-0		
0-0-0	0-0-0	0-0-0		NEUTRAL		0-0-0		0-0-0		0-0-0		
<hr/>												
RPI S	Opponent	Score		RPI S	Opponent	Score		RPI S	Opponent	Score		
14 H	Texas Tech	9	2	37 H	Michigan	0	5	74 A	Stanford	4	6	
14 H	Texas Tech	8	11	38 A	Arizona St.	4	6	74 A	Stanford	1	5	
23 H	Arizona	6	7	38 A	Arizona St.	0	4	74 A	Stanford	4	1	
23 H	Arizona	5	8	38 A	Arizona St.	8	4	74 H	Stanford	5	2	
23 H	Arizona	0	3	49 H	Oregon St.	5	3	74 H	Stanford	6	8	
25 A	Duke	4	5	49 H	Oregon St.	5	0	85 A	Oregon	5	11	
25 A	Duke	5	6	49 H	Oregon St.	6	2	85 A	Oregon	3	4	
25 A	Duke	5	2	50 H	Washington	4	7	85 A	Oregon	12	2	
				50 H	Washington	2	4	90 A	Southern California	4	5	
				50 H	Washington	7	1	90 A	Southern California	5	4	
								90 A	Southern California	5	18	
								97 H	Utah	5	6	
								97 H	Utah	3	8	
								97 H	Utah	9	2	
								100 H	UCLA	8	2	
								100 H	UCLA	9	1	
								100 H	UCLA	5	3	

256	A	Northwestern	15	0
256	A	Northwestern	15	3

C
a
l
i
f
o
r
n
i
a

C
a
l
i
f
o
r
n
i
a

Average RPI Win:		157	WON-LOST RECORD		WINNING PCT. RANK		LAST 15 GAMES		STRENGTH OF SCHEDULE		OPP. STRENGTH OF SCHEDULE		TEAM RPI		ADJ RPI		CONF. RPI		ADJ CONF. RPI					
DIV. I ONLY			35-21-0		.625		60		10-5-0		122		117		71		.53828		71		9		9	
DIV. I NON-CONF.			21-11-0		.65625		59		1-0-0		163		131		67		.54095		67		12		12	
TOTALS		RPI 1-25		RPI 26-50				W-L RECORDS				RPI 51-100				RPI 101-150				RPI 150+				
35-21-0		1-4-0		1-5-0				OVERALL				7-2-0				9-6-0				17-4-0				
13-9-0		0-3-0		0-2-0				HOME				4-0-0				2-2-0				7-2-0				
14-8-0		1-1-0		1-2-0				AWAY				0-0-0				6-4-0				6-1-0				
8-4-0		0-0-0		0-1-0				NEUTRAL				3-2-0				1-0-0				4-1-0				
21-11-0		1-1-0		1-5-0				NON-CONFERENCE				4-0-0				3-3-0				12-2-0				
6-4-0		0-0-0		0-2-0				HOME				1-0-0				0-1-0				5-1-0				
8-5-0		1-1-0		1-0-				AWAY				0-0-0				2-2-0				4-0-0				
7-2-0		0-0-0		0-1-0				NEUTRAL				3-0-0				1-0-0				3-1-0				
14-10-0		0-3-0		0-0-0				CONFERENCE				3-2-0				6-3-0				5-2-0				
7-5-0		0-3-0		0-0-0				HOME				3-0-0				2-1-0				2-1-0				
6-3-0		0-0-0		0-0-0				AWAY				0-0-0				4-2-0				2-1-0				
1-2-0		0-0-0		0-0-0				NEUTRAL				0-2-0				0-0-0				1-0-0				
RPI	S	Opponent		Score		RPI	S	Opponent		Score		RPI	S	Opponent		Score		RPI	S	Opponent		Score		
10	A	North Carolina St.		11	7	33	A	Oklahoma St.		2	9	55	H	Illinois		5	4	101	A	Indiana		5	1	
10	A	North Carolina St.		3	8	33	A	Oklahoma St.		2	0	57	N	Oral Roberts		9	5	101	A	Indiana		3	5	
22	H	Dallas Baptist		6	7	33	A	Oklahoma St.		0	1	57	N	Oral Roberts		3	2	101	H	Indiana		5	7	
22	H	Dallas Baptist		5	10	39	N	Boston College		3	5	72	N	Iowa		11	3	109	N	Rhode Island		8	2	
22	H	Dallas Baptist		2	3	45	H	Nebraska		4	11	86	H	Missouri St.		7	6	110	A	Bradley		3	5	
						45	H	Nebraska		4	10	86	H	Missouri St.		4	2	110	A	Bradley		6	2	
												86	H	Missouri St.		2	1	110	A	Bradley		4	2	
												86	N	Missouri St.		4	12	123	A	Southern Ill.		5	1	
												86	N	Missouri St.		4	11	123	A	Southern Ill.		3	0	
																		123	A	Southern Ill.		6	7	
																		129	A	Little Rock		5	6	
																		129	A	Little Rock		7	2	
																		138	H	Evansville		3	0	
																		138	H	Evansville		7	0	
																		138	H	Evansville		2	3	
																		162	A	Campbell		4	1	
																		168	N	Davidson		7	1	
																		177	A	Ball St.		16	8	
																		186	A	Wichita St.		15	10	
																		186	A	Wichita St.		8	6	
																		186	A	Wichita St.		9	11	
																		186	N	Wichita St.		7	1	
																		219	H	Illinois St.		3	2	
																		219	H	Illinois St.		6	5	
																		219	H	Illinois St.		1	5	
																		221	N	Dartmouth		3	0	
																		240	N	Villanova		5	6	
						LAST 15 GAMES																		

Non-Div. I Games:

Indiana St.

Indiana St.

138 H Evansville	2	3
110 A Bradley	6	2

Through Games Of May 28, 2016

RPI	S	Opponent	Score	
243	H	Siena	12	3
243	H	Siena	10	3
243	H	Siena	2	3
275	A	Purdue	22	4
275	H	Purdue	4	1
276	A	Butler	6	1
276	H	Butler	7	2
276	H	Butler	13	9
293	N	Chicago St.	14	5

Indiana St.

I
n
d
i
a
n
a
S
t
.

I
n
d
i
a
n
a
S
t
.

Average RPI Win: 126		WON-LOST RECORD		WINNING PCT. RANK		LAST 15 GAMES		STRENGTH OF SCHEDULE		OPP. STRENGTH OF SCHEDULE		TEAM RPI		ADJ RPI		CONF. RPI		ADJ CONF. RPI				
DIV. I ONLY		27-25-0		.51923 130		11-4-0		26		121		72		.53769 72		7		7				
DIV. I NON-CONF.		12-13-0		.48 158		3-0-0		126		191		146		.49896 146		7		7				
TOTALS		RPI 1-25		RPI 26-50		W-L RECORDS		RPI 51-100		RPI 101-150		RPI 150+										
27-25-0		0-3-0		3-4-0		OVERALL		9-9-0		7-8-0		8-1-0										
14-7-0		0-0-0		1-2-0		HOME		6-3-0		3-2-0		4-0-0										
7-15-0		0-3-0		1-2-0		AWAY		1-5-0		4-5-0		1-0-0										
6-3-0		0-0-0		1-0-0		NEUTRAL		2-1-0		0-1-0		3-1-0										
12-13-0		0-3-0		0-0-0		NON-CONFERENCE		0-4-0		4-5-0		8-1-0										
7-2-0		0-0-0		0-0-0		HOME		0-0-0		3-2-0		4-0-0										
2-8-0		0-3-0		0-0-		AWAY		0-3-0		1-2-0		1-0-0										
3-3-0		0-0-0		0-0-0		NEUTRAL		0-1-0		0-1-0		3-1-0										
15-12-0		0-0-0		3-4-0		CONFERENCE		9-5-0		3-3-0		0-0-0										
7-5-0		0-0-0		1-2-0		HOME		6-3-0		0-0-0		0-0-0										
5-7-0		0-0-0		1-2-0		AWAY		1-2-0		3-3-0		0-0-0										
3-0-0		0-0-0		1-0-0		NEUTRAL		2-0-0		0-0-0		0-0-0										
RPI	S	Opponent		Score		RPI	S	Opponent		Score		RPI	S	Opponent		Score						
22	A	Dallas Baptist		1	5	37	H	Michigan		4	8	52	A	Minnesota		3	6	101	A	Indiana	2	8
22	A	Dallas Baptist		1	4	37	H	Michigan		9	12	52	A	Minnesota		6	3	101	A	Indiana	6	5
22	A	Dallas Baptist		3	7	37	H	Michigan		8	3	52	A	Minnesota		1	4	101	A	Indiana	1	7
						44	A	Ohio St.		0	6	52	N	Minnesota		8	2	110	H	Bradley	7	6
						44	A	Ohio St.		12	0	55	H	Illinois		4	3	121	A	Penn St.	3	2
						44	A	Ohio St.		0	3	55	H	Illinois		4	3	121	A	Penn St.	4	5
						44	N	Ohio St.		5	4	55	H	Illinois		4	10	121	A	Penn St.	8	0
												58	H	Maryland		4	1	123	A	Southern Ill.	1	2
												58	H	Maryland		1	4	123	A	Southern Ill.	1	6
												58	H	Maryland		8	1	123	A	Southern Ill.	7	5
												58	N	Maryland		11	0	128	H	Kansas St.	2	3
												71	N	Indiana St.		3	11	128	H	Kansas St.	2	4
												73	H	Michigan St.		5	1	128	H	Kansas St.	2	1
												73	H	Michigan St.		1	5	143	H	Milwaukee	9	1
												73	H	Michigan St.		3	1	146	N	Seton Hall	1	7
												86	A	Missouri St.		1	4	175	N	Omaha	2	3
												86	A	Missouri St.		4	5	176	H	Air Force	22	2
												86	A	Missouri St.		6	8	176	H	Air Force	9	7
																		212	H	Northern Ill.	12	3
																		221	N	Dartmouth	4	1
																		266	A	Western Ill.	10	2
																		266	H	Western Ill.	10	4
																		288	N	Savannah St.	14	4
																		293	N	Chicago St.	15	3
				LAST 15 GAMES																		
				58	N	Maryland		11	0	73	H	Michigan St.		5	1							
				44	N	Ohio St.		5	4	73	H	Michigan St.		3	1							
				52	N	Minnesota		8	2	73	H	Michigan St.		1	5							
				121	A	Penn St.		8	0													
				121	A	Penn St.		4	5													

Non-Div. I Games:

Grand View

3 0

Point U.

7 1

Northwestern (IA)

28 0

Iowa

121	A	Penn St.	3	2
266	A	Western Ill.	10	2

I
o
w
a

I
o
w
a

Average RPI Win: 143		WON-LOST RECORD		WINNING PCT. RANK		LAST 15 GAMES		STRENGTH OF SCHEDULE		OPP. STRENGTH OF SCHEDULE		TEAM RPI		ADJ RPI		CONF. RPI		ADJ CONF. RPI	
DIV. I ONLY		36-19-0		.65455 39		7-8-0		178		76		73		.53572 73		7		7	
DIV. I NON-CONF.		20-7-0		.74074 30		1-1-0		262		110		88		.533 88		7		7	
TOTALS		RPI 1-25		RPI 26-50		W-L RECORDS		RPI 51-100		RPI 101-150		RPI 150+							
36-19-0		0-1-0		5-4-0		OVERALL		5-5-0		11-3-0		15-6-0							
12-9-0		0-0-0		3-2-0		HOME		2-3-0		4-2-0		3-2-0							
9-8-0		0-0-0		1-1-0		AWAY		1-2-0		3-1-0		4-4-0							
15-2-0		0-1-0		1-1-0		NEUTRAL		2-0-0		4-0-0		8-0-0							
20-7-0		0-1-0		0-0-0		NON-CONFERENCE		2-1-0		5-0-0		13-5-0							
4-3-0		0-0-0		0-0-0		HOME		1-1-0		0-0-0		3-2-0							
3-3-0		0-0-0		0-0-		AWAY		0-0-0		1-0-0		2-3-0							
13-1-0		0-1-0		0-0-0		NEUTRAL		1-0-0		4-0-0		8-0-0							
16-12-0		0-0-0		5-4-0		CONFERENCE		3-4-0		6-3-0		2-1-0							
8-6-0		0-0-0		3-2-0		HOME		1-2-0		4-2-0		0-0-0							
6-5-0		0-0-0		1-1-0		AWAY		1-2-0		2-1-0		2-1-0							
2-1-0		0-0-0		1-1-0		NEUTRAL		1-0-0		0-0-0		0-0-0							
RPI	S	Opponent		Score		RPI	S	Opponent		Score		RPI	S	Opponent		Score			
19	N	Southern Miss.		0 2		37	A	Michigan		3 4		58	H	Maryland		4 3			
						37	A	Michigan		7 4		58	H	Maryland		3 6			
						37	H	Michigan		11 5		58	H	Maryland		4 6			
						37	H	Michigan		7 6		58	N	Maryland		4 3			
						44	N	Ohio St.		2 3		72	A	Iowa		1 5			
						45	H	Nebraska		4 7		72	A	Iowa		5 1			
						45	H	Nebraska		4 2		72	A	Iowa		1 3			
						45	H	Nebraska		3 6		85	H	Oregon		3 2			
						45	N	Nebraska		5 1		92	N	Troy		3 0			
												95	H	Notre Dame		0 1			
		</																	

Non-Div. I Games:

Michigan St.

Michigan St.

58	H	Maryland	3	6
220	A	Central Mich.	1	12

Through Games Of May 28, 2016

RPI	S	Opponent	Score	
220	H	Central Mich.	4	1
220	N	Central Mich.	7	3
229	H	Western Mich.	6	5
230	A	A&M-Corpus Christi	9	3
275	A	Purdue	5	3
275	A	Purdue	11	0
275	A	Purdue	2	5
276	N	Butler	9	2

Michigan St.

M
i
c
h
i
g
a
n
s
t
.

M
i
c
h
i
g
a
n
s
t
.

Average RPI Win: 118		WON-LOST	WINNING	LAST 15	STRENGTH OF		OPP. STRENGTH	TEAM	ADJ		CONF.	ADJ CONF.			
Average RPI Loss: 78		RECORD	PCT. RANK	GAMES	SCHEDULE		OF SCHEDULE	RPI	RPI		RPI	RPI			
DIV. I ONLY		31-23-0	.57407	88	10-5-0		102	21	74	.53547	74	4	4		
DIV. I NON-CONF.		15-7-0	.68182	48	3-0-0		220	7	85	.53417	85	3	3		
TOTALS		RPI 1-25	RPI 26-50		W-L RECORDS		RPI 51-100		RPI 101-150		RPI 150+				
31-23-0		2-4-0	4-8-0		OVERALL		12-6-0		3-2-0		10-3-0				
20-9-0		1-2-0	2-4-0		HOME		8-2-0		1-0-0		8-1-0				
11-14-0		1-2-0	2-4-0		AWAY		4-4-0		2-2-0		2-2-0				
0-0-0		0-0-0	0-0-0		NEUTRAL		0-0-0		0-0-0		0-0-0				
15-7-0		1-2-0	2-1-0		NON-CONFERENCE		1-0-0		3-2-0		8-2-0				
11-3-0		1-2-0	2-1-0		HOME		1-0-0		1-0-0		6-0-0				
4-4-0		0-0-0	0-0-		AWAY		0-0-0		2-2-0		2-2-0				
0-0-0		0-0-0	0-0-0		NEUTRAL		0-0-0		0-0-0		0-0-0				
16-16-0		1-2-0	2-7-0		CONFERENCE		11-6-0		0-0-0		2-1-0				
9-6-0		0-0-0	0-3-0		HOME		7-2-0		0-0-0		2-1-0				
7-10-0		1-2-0	2-4-0		AWAY		4-4-0		0-0-0		0-0-0				
0-0-0		0-0-0	0-0-0		NEUTRAL		0-0-0		0-0-0		0-0-0				
RPI	S	Opponent	Score		RPI	S	Opponent	Score		RPI	S	Opponent	Score		
9	H	Vanderbilt	4	1	38	H	Arizona St.	7	8	56	H	St. Mary's (CA)	9	1	
9	H	Vanderbilt	1	4	38	H	Arizona St.	6	9	70	A	California	8	6	
9	H	Vanderbilt	2	5	38	H	Arizona St.	2	3	70	A	California	2	5	
23	A	Arizona	1	4	43	H	Cal St. Fullerton	2	1	70	H	California	6	4	
23	A	Arizona	1	4	43	H	Cal St. Fullerton	3	4	70	H	California	5	1	
23	A	Arizona	6	5	43	H	Cal St. Fullerton	2	0	70	H	California	1	4	
					49	A	Oregon St.	2	3	85	H	Oregon	4	2	
					49	A	Oregon St.	6	0	85	H	Oregon	3	1	
					49	A	Oregon St.	4	11	85	H	Oregon	2	1	
					50	A	Washington	8	7	90	H	Southern California	8	1	
					50	A	Washington	3	4	90	H	Southern California	11	8	
					50	A	Washington	0	4	90	H	Southern California	0	1	
										97	A	Utah	7	9	
										97	A	Utah	4	2	
										97	A	Utah	3	8	
										100	A	UCLA	4	1	
										100	A	UCLA	8	2	
										100	A	UCLA	5	6	
				LAST 15 GAMES											
					85	H	Oregon	3	1	97	A	Utah	3	8	
					85	H	Oregon	4	2	97	A	Utah	4	2	
					85	H	Oregon	2	1	97	A	Utah	7	9	
					50	A	Washington	0	4						
					50	A	Washington	8	7						

Non-Div. I Games:

Stanford

50	A	Washington	3	4
224	H	UC Davis	3	1

S
t
a
n
f
o
r
d

S
t
a
n
f
o
r
d

Average RPI Win:	206	WON-LOST RECORD	WINNING PCT. RANK	LAST 15 GAMES	STRENGTH OF SCHEDULE	OPP. STRENGTH OF SCHEDULE	TEAM RPI	ADJ RPI	CONF. RPI	ADJ CONF. RPI		
DIV. I ONLY		38-19-0	.66667	33	10-5-0	175	207	75	.5351	75	24	24
DIV. I NON-CONF.		21-10-0	.67742	51	3-1-0	119	163	46	.55544	46	25	25
<hr/>												
TOTALS	RPI 1-25		RPI 26-50		W-L RECORDS		RPI 51-100		RPI 101-150		RPI 150+	
38-19-0	2-2-0		0-1-0		OVERALL		2-4-0		2-3-0		32-9-0	
19-6-0	1-0-0		0-0-0		HOME		0-2-0		0-0-0		18-4-0	
16-10-0	1-2-0		0-1-0		AWAY		2-2-0		2-2-0		11-3-0	
3-3-0	0-0-0		0-0-0		NEUTRAL		0-0-0		0-1-0		3-2-0	
21-10-0	2-2-0		0-1-0		NON-CONFERENCE		2-4-0		1-0-0		16-3-0	
10-3-0	1-0-0		0-0-0		HOME		0-2-0		0-0-0		9-1-0	
10-6-0	1-2-0		0-0-		AWAY		2-2-0		1-0-0		6-1-0	
1-1-0	0-0-0		0-0-0		NEUTRAL		0-0-0		0-0-0		1-1-0	
17-9-0	0-0-0		0-0-0		CONFERENCE		0-0-0		1-3-0		16-6-0	
9-3-0	0-0-0		0-0-0		HOME		0-0-0		0-0-0		9-3-0	
6-4-0	0-0-0		0-0-0		AWAY		0-0-0		1-2-0		5-2-0	
2-2-0	0-0-0		0-0-0		NEUTRAL		0-0-0		0-1-0		2-1-0	
RPI S	Opponent	Score	RPI S	Opponent	Score	RPI S	Opponent	Score	RPI S	Opponent	Score	
16 A	Virginia	11 5	27 A	UNCW	4 11	58 A	Maryland	1 8	109 A	Rhode Island	1 5	
16 H	Virginia	7 5				58 H	Maryland	1 7	109 A	Rhode Island	3 7	
17 A	North Carolina	0 11				64 A	Col. of Charleston	4 7	109 A	Rhode Island	7 3	
20 A	Georgia Tech	1 9				64 A	Col. of Charleston	2 1	120 A	William & Mary	12 5	
						64 A	Col. of Charleston	4 3	139 N	Saint Joseph's	1 13	
						79 H	Old Dominion	1 3	157 A	Longwood	9 10	
									157 H	Longwood	5 2	
									159 A	Kennesaw St.	15 11	
									168 A	Davidson	5 11	
									168 N	Davidson	3 7	
									180 H	Monmouth	4 12	
									195 H	Richmond	4 6	
									195 H	Richmond	4 5	
									195 H	Richmond	2 1	
									207 A	George Washington	8 7	
									207 A	George Washington	3 4	
									207 A	George Washington	3 0	
									207 N	George Washington	5 1	
									207 N	George Washington	12 4	
									209 A	Presbyterian	3 2	
									209 A	Presbyterian	13 2	
									209 A	Presbyterian	10 7	
									214 N	Eastern Ky.	2 12	
									222 H	St. Bonaventure	4 1	
									222 H	St. Bonaventure	6 5	
									222 H	St. Bonaventure	3 2	
									227 N	South Dakota St.	14 8	
<hr/>												
LAST 15 GAMES												
						209 A	Presbyterian	3 2				
						242 H	Saint Louis	7 6				
						242 H	Saint Louis	1 0				
				</								

Non-Div. I Games:

VCU

209	A	Presbyterian	10	7
209	A	Presbyterian	13	2

RPI	S	Opponent	Score	
228	A	Georgia St.	8	6
235	H	Dayton	3	8
235	H	Dayton	5	3
235	H	Dayton	9	2
242	H	Saint Louis	7	6
242	H	Saint Louis	1	0
242	H	Saint Louis	5	1
252	H	Marist	3	0
252	H	Marist	7	6
252	H	Marist	3	0
257	A	VMI	11	7
257	H	VMI	8	5
258	H	Wagner	3	2
258	H	Wagner	9	5
258	H	Wagner	4	3
270	H	Norfolk St.	4	2
277	A	La Salle	2	1
277	A	La Salle	9	1
277	A	La Salle	4	1

V
C
U

V
C
U

UNCG

Average RPI Win: 179		WON-LOST RECORD		WINNING PCT. RANK		LAST 15 GAMES		STRENGTH OF SCHEDULE		OPP. STRENGTH OF SCHEDULE		TEAM RPI		ADJ RPI		CONF. RPI		ADJ CONF. RPI	
DIV. I ONLY		38-21-0		.64407 46		5-10-0		144		164		76		.53506 76		18		18	
DIV. I NON-CONF.		22-10-0		.6875 45		0-1-0		129		152		54		.55234 54		21		21	
TOTALS		RPI 1-25		RPI 26-50		W-L RECORDS		RPI 51-100		RPI 101-150		RPI 150+							
38-21-0		1-3-0		1-2-0		OVERALL		3-2-0		9-8-0		24-6-0							
25-5-0		0-0-0		1-0-0		HOME		1-2-0		5-2-0		18-1-0							
10-13-0		1-3-0		0-2-0		AWAY		0-0-0		4-4-0		5-4-0							
3-3-0		0-0-0		0-0-0		NEUTRAL		2-0-0		0-2-0		1-1-0							
22-10-0		1-3-0		1-2-0		NON-CONFERENCE		2-0-0		5-1-0		13-4-0							
17-1-0		0-0-0		1-0-0		HOME		0-0-0		4-0-0		12-1-0							
3-8-0		1-3-0		0-0-		AWAY		0-0-0		1-1-0		1-2-0							
2-1-0		0-0-0		0-0-0		NEUTRAL		2-0-0		0-0-0		0-1-0							
16-11-0		0-0-0		0-0-0		CONFERENCE		1-2-0		4-7-0		11-2-0							
8-4-0		0-0-0		0-0-0		HOME		1-2-0		1-2-0		6-0-0							
7-5-0		0-0-0		0-0-0		AWAY		0-0-0		3-3-0		4-2-0							
1-2-0		0-0-0		0-0-0		NEUTRAL		0-0-0		0-2-0		1-0-0							
RPI S	Opponent		Score		RPI S	Opponent		Score		RPI S	Opponent		Score		RPI S	Opponent		Score	
10 A	North Carolina St.		4	8	26 A	Wake Forest		4	6	55 N	Illinois		5	4	104 A	High Point		9	3
13 A	Coastal Caro.		4	2	26 H	Wake Forest		18	3	55 N	Illinois		20	9	104 A	High Point		5	15
13 A	Coastal Caro.		4	7	27 A	UNCW		4	8	87 H	Mercer		2	8	104 H	High Point		13	5
25 A	Duke		4	7						87 H	Mercer		1	9	107 H	Binghamton		19	4
										87 H	Mercer		1	0	107 H	Binghamton		5	2
															107 H	Binghamton		10	9
															117 A	Western Caro.		8	5
															117 A	Western Caro.		8	19
															117 A	Western Caro.		5	8
															127 H	Samford		5	9
															127 H	Samford		3	9
															127 H	Samford		10	2
															127 N	Samford		5	8
															130 A	Furman		18	11
															130 A	Furman		7	9
															130 A	Furman		14	0
															130 N	Furman		10	15
															162 A	Campbell		8	2
															162 H	Campbell		10	2
															181 H	Georgetown		5	4
															181 H	Georgetown		17	9
															181 H	Georgetown		8	4
															191 A	Wofford		6	1
															191 A	Wofford		3	12
															191 A	Wofford		6	1
															191 N	Wofford		9	6
															208 A	Elon		8	14
				LAST 15 GAMES															
				130 N Furman				10				15				117 A Western Caro.			
				191 N Wofford				9				6				117 A Western Caro.			
				127 N Samford				5				8				285 A UNC Asheville			
				87 H Mercer				1				9							
				87 H Mercer				2				8							

Non-Div. I Games:

UNCG

87 H Mercer	1	0
117 A Western Caro.	8	5

RPI	S	Opponent	Score	
208	H	Elon	7	3
247	H	ETSU	9	7
247	H	ETSU	13	6
247	H	ETSU	6	5
252	H	Marist	8	6
252	H	Marist	16	3
252	H	Marist	16	4
254	H	Army West Point	4	6
254	H	Army West Point	10	6
254	H	Army West Point	16	2
257	H	VMI	11	6
257	H	VMI	6	1
257	H	VMI	10	4
260	A	The Citadel	7	4
260	A	The Citadel	5	7
260	A	The Citadel	14	1
285	A	UNC Asheville	7	12
287	H	N.C. A&T	6	2
287	N	N.C. A&T	8	9
294	H	UMES	8	2

UNCG

U
N
C
G

U
N
C
G

41	H	Sam Houston St.	4	7
41	H	Sam Houston St.	4	9

RPI	S	Opponent	Score	
274	A	Incarnate Word	2	3
281	H	UTRGV	4	1
281	H	UTRGV	4	1
281	H	UTRGV	3	7
298	H	Prairie View	13	3

Average RPI Win:		140	WON-LOST		WINNING		LAST 15		STRENGTH OF		OPP. STRENGTH		TEAM	ADJ		CONF.	ADJ CONF.							
Average RPI Loss:		94	RECORD		PCT. RANK		GAMES		SCHEDULE		OF SCHEDULE		RPI	RPI		RPI	RPI							
DIV. I ONLY			36-23-0		.61017		70		10-5-0		133		41		78		.53225		78		10		10	
DIV. I NON-CONF.			17-9-0		.65385		62		2-3-0		167		4		80		.53518		80		9		9	
TOTALS		RPI 1-25		RPI 26-50				W-L RECORDS				RPI 51-100				RPI 101-150				RPI 150+				
36-23-0		2-6-0		4-3-0				OVERALL				9-4-0				6-4-0				15-6-0				
17-15-0		2-5-0		0-0-0				HOME				4-2-0				1-2-0				10-6-0				
16-8-0		0-1-0		3-3-0				AWAY				4-2-0				4-2-0				5-0-0				
3-0-0		0-0-0		1-0-0				NEUTRAL				1-0-0				1-0-0				0-0-0				
17-9-0		1-4-0		1-2-0				NON-CONFERENCE				5-1-0				0-0-0				10-2-0				
12-5-0		1-3-0		0-0-0				HOME				3-0-0				0-0-0				8-2-0				
5-4-0		0-1-0		1-0-				AWAY				2-1-0				0-0-0				2-0-0				
0-0-0		0-0-0		0-0-0				NEUTRAL				0-0-0				0-0-0				0-0-0				
19-14-0		1-2-0		3-1-0				CONFERENCE				4-3-0				6-4-0				5-4-0				
5-10-0		1-2-0		0-0-0				HOME				1-2-0				1-2-0				2-4-0				
11-4-0		0-0-0		2-1-0				AWAY				2-1-0				4-2-0				3-0-0				
3-0-0		0-0-0		1-0-0				NEUTRAL				1-0-0				1-0-0				0-0-0				
RPI	S	Opponent		Score		RPI	S	Opponent		Score		RPI	S	Opponent		Score		RPI	S	Opponent		Score		
6	H	Clemson		1	12	36	A	Georgia		1	4	61	A	North Florida		4	13	115	A	Arkansas St.		5	6	
6	H	Clemson		4	17	36	A	Georgia		5	3	61	H	North Florida		2	0	115	A	Arkansas St.		9	7	
6	H	Clemson		7	6	36	A	Georgia		1	5	64	A	Col. of Charleston		13	10	115	A	Arkansas St.		8	3	
15	H	UL Lafayette		9	13	48	A	South Ala.		4	3	64	H	Col. of Charleston		10	6	129	H	Little Rock		3	2	
15	H	UL Lafayette		2	6	48	A	South Ala.		11	9	87	A	Mercer		11	10	129	H	Little Rock		8	17	
15	H	UL Lafayette		3	2	48	A	South Ala.		0	10	87	H	Mercer		8	5	129	H	Little Rock		2	3	
20	A	Georgia Tech		1	6	48	N	South Ala.		4	0	92	H	Troy		7	0	129	N	Little Rock		13	4	
20	H	Georgia Tech		5	6							92	H	Troy		1	2	149	A	La.-Monroe		1	2	
												92	H	Troy		4	8	149	A	La.-Monroe		13	1	
												98	A	UT Arlington		0	4	149	A	La.-Monroe		4	1	
												98	A	UT Arlington		10	6	151	H	Texas St.		3	7	
												98	A	UT Arlington		6	0	151	H	Texas St.		3	4	
												98	N	UT Arlington		6	0	151	H	Texas St.		3	4	
																		159	A	Kennesaw St.		4	1	
																		159	H	Kennesaw St.		10	9	
																		202	H	Radford		10	2	
																		202	H	Radford		1	2	
																		202	H	Radford		6	3	
																		202	H	Radford		3	2	
																		206	H	Memphis		4	6	
																		206	H	Memphis		3	2	
																		206	H	Memphis		5	0	
																		228	H	Georgia St.		5	1	
																		228	H	Georgia St.		4	5	
																		228	H	Georgia St.		6	0	
																		239	A	Appalachian St.		5	1	
																		239	A	Appalachian St.		13	3	
				LAST 15 GAMES																				
						48	N	South Ala.		4	0	6	H	Clemson		7	6	228	H	Georgia St.		5	1	
						98	N	UT Arlington		6	0	6	H	Clemson		1	12	228	H	Georgia St.		4	5	
						129	N	Little Rock		13	4	61	H	North Florida		2	0	228	H	Georgia St.		6	0	
						228	H	Georgia St.		5	1							239	A	Appalachian St.		5	1	
						228	H	Georgia St.		6	0							239	A	Appalachian St.		13	3	

Non-Div. I Games:

Ga. Southern

228	H	Georgia St.	4	5
6	H	Clemson	4	17

RPI	S	Opponent	Score	
239	A	Appalachian St.	8	6
260	A	The Citadel	7	5
260	H	The Citadel	10	2
288	H	Savannah St.	16	1

Average RPI Win: 130		WON-LOST	WINNING	LAST 15	STRENGTH OF		OPP. STRENGTH	TEAM	ADJ		CONF.	ADJ CONF.			
Average RPI Loss: 88		RECORD	PCT. RANK	GAMES	SCHEDULE		OF SCHEDULE	RPI	RPI		RPI	RPI			
DIV. I ONLY		32-24-0	.57143	91	7-8-0		97	49	79	.53199	79	5	5		
DIV. I NON-CONF.		17-7-0	.70833	38	0-1-0		62	118	26	.56802	26	5	5		
TOTALS		RPI 1-25	RPI 26-50		W-L RECORDS		RPI 51-100		RPI 101-150		RPI 150+				
32-24-0		2-5-0	1-5-0		OVERALL		7-5-0		10-2-0		12-7-0				
19-10-0		0-1-0	0-3-0		HOME		0-0-0		10-1-0		9-5-0				
10-12-0		1-3-0	1-2-0		AWAY		6-4-0		0-1-0		2-2-0				
3-2-0		1-1-0	0-0-0		NEUTRAL		1-1-0		0-0-0		1-0-0				
17-7-0		2-1-0	0-0-0		NON-CONFERENCE		3-2-0		7-2-0		5-2-0				
11-3-0		0-1-0	0-0-0		HOME		0-0-0		7-1-0		4-1-0				
3-4-0		1-0-0	0-0-		AWAY		2-2-0		0-1-0		0-1-0				
3-0-0		1-0-0	0-0-0		NEUTRAL		1-0-0		0-0-0		1-0-0				
15-17-0		0-4-0	1-5-0		CONFERENCE		4-3-0		3-0-0		7-5-0				
8-7-0		0-0-0	0-3-0		HOME		0-0-0		3-0-0		5-4-0				
7-8-0		0-3-0	1-2-0		AWAY		4-2-0		0-0-0		2-1-0				
0-2-0		0-1-0	0-0-0		NEUTRAL		0-1-0		0-0-0		0-0-0				
RPI S	Opponent	Score		RPI S	Opponent	Score		RPI S	Opponent	Score		RPI S	Opponent	Score	
10 N	North Carolina St.	5	0	28 H	Fla. Atlantic	7	10	60 A	West Virginia	3	4	102 H	Princeton	10	4
16 A	Virginia	5	4	28 H	Fla. Atlantic	1	3	60 A	West Virginia	5	6	102 H	Princeton	7	6
16 H	Virginia	4	8	28 H	Fla. Atlantic	0	11	60 A	West Virginia	5	4	106 H	Rutgers	2	5
19 N	Southern Miss.	5	17	32 A	Louisiana Tech	4	11	63 A	Marshall	3	4	106 H	Rutgers	4	2
21 A	Rice	2	6	32 A	Louisiana Tech	4	2	63 A	Marshall	3	5	106 H	Rutgers	7	4
21 A	Rice	1	3	32 A	Louisiana Tech	0	12	63 A	Marshall	6	5	113 A	Liberty	6	7
21 A	Rice	2	8					65 N	Kent St.	2	0	113 H	Liberty	7	6
								75 A	VCU	3	1	120 H	William & Mary	7	1
								94 A	FIU	11	1	131 H	Western Ky.	12	8
								94 A	FIU	10	2	131 H	Western Ky.	8	3
								94 A	FIU	12	11	131 H	Western Ky.	4	2
								94 N	FIU	1	3	148 H	Delaware	10	4
												153 H	UAB	7	4
												153 H	UAB	3	6
												153 H	UAB	6	3
												154 A	Charlotte	2	5
												154 A	Charlotte	8	5
												154 A	Charlotte	8	6
												164 H	Middle Tenn.	6	2
												164 H	Middle Tenn.	5	10
												164 H	Middle Tenn.	6	4
												187 H	UTSA	0	3
												187 H	UTSA	2	7
												187 H	UTSA	5	2
												199 H	Virginia Tech	1	22
												215 H	Manhattan	6	5
												239 N	Appalachian St.	12	3
				LAST 15 GAMES											
				94 N	FIU	1	3	164 H	Middle Tenn.	6	4				
				19 N	Southern Miss.	5	17	113 A	Liberty	6	7				
				63 A	Marshall	6	5	154 A	Charlotte	2	5				
				63 A	Marshall	3	4								
				63 A	Marshall	3	5								

Non-Div. I Games:

Old Dominion

164 H Middle Tenn.	6	2
164 H Middle Tenn.	5	10

RPI	S	Opponent	Score	
257	A	VMI	6	8
257	H	VMI	8	2
257	H	VMI	6	5
270	H	Norfolk St.	5	3

Average RPI Win: 152		WON-LOST	WINNING	LAST 15	STRENGTH OF		OPP. STRENGTH	TEAM	ADJ	CONF.	ADJ CONF.
Average RPI Loss: 55		RECORD	PCT. RANK	GAMES	SCHEDULE		OF SCHEDULE	RPI	RPI	RPI	RPI
DIV. I ONLY		25-26-0	.4902	162	41		48	80	.53128	80	1
DIV. I NON-CONF.		15-8-0	.65217	65	204		276	103	.52306	103	1
TOTALS		RPI 1-25	RPI 26-50		W-L RECORDS		RPI 51-100		RPI 101-150		RPI 150+
25-26-0		4-15-0	2-2-0		OVERALL		5-5-0		0-2-0		14-2-0
10-12-0		2-8-0	2-1-0		HOME		1-1-0		0-1-0		5-1-0
12-13-0		2-7-0	0-0-0		AWAY		4-4-0		0-1-0		6-1-0
3-1-0		0-0-0	0-1-0		NEUTRAL		0-0-0		0-0-0		3-0-0
15-8-0		0-0-0	0-1-0		NON-CONFERENCE		3-4-0		0-2-0		12-1-0
6-3-0		0-0-0	0-0-0		HOME		1-1-0		0-1-0		5-1-0
6-4-0		0-0-0	0-0-		AWAY		2-3-0		0-1-0		4-0-0
3-1-0		0-0-0	0-1-0		NEUTRAL		0-0-0		0-0-0		3-0-0
10-18-0		4-15-0	2-1-0		CONFERENCE		2-1-0		0-0-0		2-1-0
4-9-0		2-8-0	2-1-0		HOME		0-0-0		0-0-0		0-0-0
6-9-0		2-7-0	0-0-0		AWAY		2-1-0		0-0-0		2-1-0
0-0-0		0-0-0	0-0-0		NEUTRAL		0-0-0		0-0-0		0-0-0
RPI S	Opponent	Score	RPI S	Opponent	Score	RPI S	Opponent	Score	RPI S	Opponent	Score
3 A	Miami (FL)	4 8	39 H	Boston College	4 6	60 A	West Virginia	4 1	121 A	Penn St.	0 7
3 A	Miami (FL)	3 4	39 H	Boston College	5 4	60 H	West Virginia	4 10	121 H	Penn St.	6 11
3 A	Miami (FL)	6 7	39 H	Boston College	5 0	65 A	Kent St.	9 4	165 H	Miami (OH)	8 7
6 A	Clemson	15 5	44 N	Ohio St.	8 11	65 H	Kent St.	13 5	165 H	Miami (OH)	4 3
6 A	Clemson	6 14				84 A	New Orleans	6 13	165 H	Miami (OH)	5 0
6 A	Clemson	3 4				84 A	New Orleans	5 12	199 A	Virginia Tech	8 3
12 H	Florida St.	5 2				84 A	New Orleans	5 8	199 A	Virginia Tech	6 5
12 H	Florida St.	4 17				95 A	Notre Dame	4 2	199 A	Virginia Tech	4 5
12 H	Florida St.	2 10				95 A	Notre Dame	8 5	204 N	Toledo	7 2
16 H	Virginia	1 9				95 A	Notre Dame	0 5	259 A	Youngstown St.	17 5
16 H	Virginia	6 7							259 H	Youngstown St.	5 3
16 H	Virginia	1 5							267 N	Niagara	19 10
17 A	North Carolina	0 4							267 N	Niagara	5 4
17 A	North Carolina	2 14							283 A	Grambling	18 5
17 A	North Carolina	5 0							283 A	Grambling	14 6
20 H	Georgia Tech	13 6							283 A	Grambling	16 6
20 H	Georgia Tech	3 6							294 H	UMES	9 1
25 H	Duke	1 2							294 H	UMES	6 9
25 H	Duke	5 7									
			LAST 15 GAMES								
			25 H	Duke	5 7	259 H	Youngstown St.	5 3			
			25 H	Duke	1 2	95 A	Notre Dame	0 5			
			60 H	West Virginia	4 10	95 A	Notre Dame	8 5			
			3 A	Miami (FL)	4 8						
			3 A	Miami (FL)	3 4						

Non-Div. I Games:

Pittsburgh

3	A	Miami (FL)	6	7
121	H	Penn St.	6	11

P
i
t
t
s
b
u
r
g
h

P
i
t
t
s
b
u
r
g
h

Average RPI Win: 138		WON-LOST	WINNING	LAST 15	STRENGTH OF		OPP. STRENGTH	TEAM	ADJ		CONF.	ADJ CONF.
Average RPI Loss: 62		RECORD	PCT. RANK	GAMES	SCHEDULE		OF SCHEDULE	RPI	RPI		RPI	RPI
DIV. I ONLY		29-28-0	.50877	143	5-10-0		38	18	81		.53123	81
DIV. I NON-CONF.		20-6-0	.76923	20	2-0-0		202	193	57		.54502	57
TOTALS		RPI 1-25	RPI 26-50		W-L RECORDS		RPI 51-100		RPI 101-150		RPI 150+	
29-28-0		4-12-0	3-2-0		OVERALL		3-5-0		5-7-0		14-2-0	
16-13-0		4-8-0	0-0-0		HOME		1-2-0		4-2-0		7-1-0	
9-11-0		0-3-0	3-1-0		AWAY		1-2-0		1-5-0		4-0-0	
4-4-0		0-1-0	0-1-0		NEUTRAL		1-1-0		0-0-0		3-1-0	
20-6-0		0-0-0	1-1-0		NON-CONFERENCE		1-1-0		4-2-0		14-2-0	
11-3-0		0-0-0	0-0-0		HOME		0-0-0		4-2-0		7-1-0	
5-0-0		0-0-0	1-0-		AWAY		0-0-0		0-0-0		4-0-0	
4-3-0		0-0-0	0-1-0		NEUTRAL		1-1-0		0-0-0		3-1-0	
9-22-0		4-12-0	2-1-0		CONFERENCE		2-4-0		1-5-0		0-0-0	
5-10-0		4-8-0	0-0-0		HOME		1-2-0		0-0-0		0-0-0	
4-11-0		0-3-0	2-1-0		AWAY		1-2-0		1-5-0		0-0-0	
0-1-0		0-1-0	0-0-0		NEUTRAL		0-0-0		0-0-0		0-0-0	
RPI S	Opponent	Score	RPI S	Opponent	Score	RPI S	Opponent	Score	RPI S	Opponent	Score	
1 H	Florida	3 9	34 N	Southeastern La.	4 5	56 N	St. Mary's (CA)	6 3	116 H	Morehead St.	6 5	
1 H	Florida	5 2	35 A	East Carolina	5 2	58 N	Maryland	9 10	118 H	Cincinnati	7 1	
1 H	Florida	2 7	36 A	Georgia	5 4	62 A	Alabama	3 7	119 H	UC Irvine	14 4	
5 H	Ole Miss	3 2	36 A	Georgia	5 2	62 A	Alabama	6 3	119 H	UC Irvine	12 1	
5 H	Ole Miss	4 6	36 A	Georgia	8 10	62 A	Alabama	3 11	119 H	UC Irvine	0 2	
5 H	Ole Miss	7 10				67 H	Kentucky	14 5	126 A	Missouri	5 6	
7 H	LSU	7 10				67 H	Kentucky	4 5	126 A	Missouri	3 8	
7 H	LSU	3 11				67 H	Kentucky	2 10	126 A	Missouri	4 5	
7 H	LSU	1 2							131 H	Western Ky.	0 6	
7 N	LSU	4 5							144 A	Auburn	6 7	
8 A	South Carolina	3 4							144 A	Auburn	13 4	
8 A	South Carolina	4 7							144 A	Auburn	0 2	
8 A	South Carolina	6 7							156 H	Alabama St.	0 3	
9 H	Vanderbilt	5 3							164 A	Middle Tenn.	4 2	
9 H	Vanderbilt	2 1							164 H	Middle Tenn.	9 2	
9 H	Vanderbilt	0 6							190 H	Belmont	5 3	
									192 H	Tennessee Tech	9 1	
									206 N	Memphis	8 4	
									206 N	Memphis	8 13	
									206 N	Memphis	5 2	
									213 A	Grand Canyon	25 8	
									214 H	Eastern Ky.	4 3	
									220 N	Central Mich.	20 1	
									239 H	Appalachian St.	7 5	
									247 A	ETSU	11 2	
									247 H	ETSU	11 2	
									285 A	UNC Asheville	7 3	
			LAST 15 GAMES									
			7 N	LSU	4 5	7 H	LSU	1 2				
			36 A	Georgia	5 2	190 H	Belmont	5 3				
			36 A	Georgia	5 4	1 H	Florida	3 9				
			36 A	Georgia	8 10							
			247 H	ETSU	11 2							

Non-Div. I Games:

Tennessee

7	H	LSU	7	10
7	H	LSU	3	11

RPI	S	Opponent	Score	
285	H	UNC Asheville	11	0

Tennessee

T
e
n
n
e
s
s
e
e

T
e
n
n
e
s
s
e
e

Average RPI Win:		158	WON-LOST RECORD		WINNING PCT. RANK		LAST 15 GAMES		STRENGTH OF SCHEDULE		OPP. STRENGTH OF SCHEDULE		TEAM RPI		ADJ RPI		CONF. RPI		ADJ CONF. RPI				
DIV. I ONLY			33-22-0		.6		76		127		114		82		.53094		82		15				
DIV. I NON-CONF.			19-12-0		.6129		79		122		62		72		.53933		72		17				
TOTALS		RPI 1-25		RPI 26-50		W-L RECORDS		RPI 51-100		RPI 101-150		RPI 150+											
33-22-0		2-2-0		2-4-0		OVERALL		3-3-0		9-4-0		17-9-0											
21-7-0		1-0-0		0-0-0		HOME		3-2-0		4-0-0		13-5-0											
12-13-0		1-2-0		2-4-0		AWAY		0-1-0		5-3-0		4-3-0											
0-2-0		0-0-0		0-0-0		NEUTRAL		0-0-0		0-1-0		0-1-0											
19-12-0		2-2-0		2-4-0		NON-CONFERENCE		1-1-0		4-2-0		10-3-0											
12-4-0		1-0-0		0-0-0		HOME		1-1-0		1-0-0		9-3-0											
7-8-0		1-2-0		2-0-		AWAY		0-0-0		3-2-0		1-0-0											
0-0-0		0-0-0		0-0-0		NEUTRAL		0-0-0		0-0-0		0-0-0											
14-10-0		0-0-0		0-0-0		CONFERENCE		2-2-0		5-2-0		7-6-0											
9-3-0		0-0-0		0-0-0		HOME		2-1-0		3-0-0		4-2-0											
5-5-0		0-0-0		0-0-0		AWAY		0-1-0		2-1-0		3-3-0											
0-2-0		0-0-0		0-0-0		NEUTRAL		0-0-0		0-1-0		0-1-0											
RPI	S	Opponent		Score		RPI	S	Opponent		Score		RPI	S	Opponent		Score							
1	A	Florida		2	7	35	A	East Carolina		3	6	61	A	North Florida		6	10	105	H	FGCU		5	0
1	A	Florida		1	3	35	A	East Carolina		8	6	61	H	North Florida		6	2	105	H	FGCU		6	3
12	A	Florida St.		7	3	35	A	East Carolina		0	13	61	H	North Florida		8	0	105	H	FGCU		4	3
12	H	Florida St.		6	2	40	A	Creighton		4	3	61	H	North Florida		4	7	127	A	Samford		5	8
						40	A	Creighton		0	4	94	H	FIU		2	3	127	A	Samford		9	2
						40	A	Creighton		1	2	94	H	FIU		10	5	127	A	Samford		7	2
																		134	A	Florida A&M		8	5
																		142	A	UCF		3	6
																		142	H	UCF		8	3
																		150	A	Stetson		2	1
																		150	A	Stetson		3	4
																		150	A	Stetson		8	3
																		150	N	Stetson		7	9
																		159	H	Kennesaw St.		7	6
																		159	H	Kennesaw St.		8	13
																		159	H	Kennesaw St.		3	5
																		163	A	Bethune-Cookman		4	3
																		166	H	South Fla.		7	5
																		179	H	Columbia		2	0
																		179	H	Columbia		4	5
																		179	H	Columbia		1	0
																		179	H	Columbia		8	9
																		194	A	Lipscomb		7	5
																		194	A	Lipscomb		2	0
																		194	A	Lipscomb		1	9
																		194	N	Lipscomb		8	10
																		204	H	Toledo		1	6
						LAST 15 GAMES																	
																		150	N	Stetson		7	9
																		194	N	Lipscomb		8	10
																		223	A	USC Upstate		12	3
																		223	A	USC Upstate		2	3
																		223	A	USC Upstate		3	4

Non-Div. I Games:

Jacksonville

263	H	NJIT	5	3
263	H	NJIT	11	10

RPI	S	Opponent	Score	
204	H	Toledo	2	1
204	H	Toledo	5	1
223	A	USC Upstate	3	4
223	A	USC Upstate	12	3
223	A	USC Upstate	2	3
238	H	Charleston So.	4	1
263	H	NJIT	5	3
263	H	NJIT	4	2
263	H	NJIT	11	10
289	H	Mt. St. Mary's	14	3
289	H	Mt. St. Mary's	13	2
289	H	Mt. St. Mary's	15	7

Average RPI Win:	174	WON-LOST RECORD	WINNING PCT. RANK	LAST 15 GAMES	STRENGTH OF SCHEDULE	OPP. STRENGTH OF SCHEDULE	TEAM RPI	ADJ RPI	CONF. RPI	ADJ CONF. RPI		
DIV. I ONLY		34-22-0	.60714	74	7-8-0	110	190	83	.53085	83	21	21
DIV. I NON-CONF.		12-12-0	.5	148	0-2-0	27	170	101	.52571	101	23	23
<hr/>												
TOTALS	RPI 1-25	RPI 26-50		W-L RECORDS		RPI 51-100		RPI 101-150		RPI 150+		
34-22-0	0-0-0	0-2-0		OVERALL		8-3-0		6-8-0		20-9-0		
19-9-0	0-0-0	0-0-0		HOME		5-3-0		5-2-0		9-4-0		
13-13-0	0-0-0	0-2-0		AWAY		1-0-0		1-6-0		11-5-0		
2-0-0	0-0-0	0-0-0		NEUTRAL		2-0-0		0-0-0		0-0-0		
<hr/>												
12-12-0	0-0-0	0-2-0		NON-CONFERENCE		2-1-0		6-5-0		4-4-0		
9-4-0	0-0-0	0-0-0		HOME		1-1-0		5-2-0		3-1-0		
3-8-0	0-0-0	0-0-		AWAY		1-0-0		1-3-0		1-3-0		
0-0-0	0-0-0	0-0-0		NEUTRAL		0-0-0		0-0-0		0-0-0		
<hr/>												
22-10-0	0-0-0	0-0-0		CONFERENCE		6-2-0		0-3-0		16-5-0		
10-5-0	0-0-0	0-0-0		HOME		4-2-0		0-0-0		6-3-0		
10-5-0	0-0-0	0-0-0		AWAY		0-0-0		0-3-0		10-2-0		
2-0-0	0-0-0	0-0-0		NEUTRAL		2-0-0		0-0-0		0-0-0		
<hr/>												
RPI S	Opponent	Score	RPI S	Opponent	Score	RPI S	Opponent	Score	RPI S	Opponent	Score	
			48 A	South Ala.	7 8	57 H	Oral Roberts	8 3	116 A	Morehead St.	6 14	
			48 A	South Ala.	2 4	68 H	Southeast Mo. St.	2 11	116 A	Morehead St.	14 15	
						68 H	Southeast Mo. St.	6 13	116 A	Morehead St.	5 14	
						68 H	Southeast Mo. St.	6 2	123 A	Southern Ill.	2 3	
						68 N	Southeast Mo. St.	11 7	123 A	Southern Ill.	3 13	
						92 A	Troy	8 7	123 A	Southern Ill.	9 5	
						92 H	Troy	0 10	127 A	Samford	7 10	
						99 H	Austin Peay	8 5	127 H	Samford	6 7	
						99 H	Austin Peay	6 1	131 H	Western Ky.	9 7	
						99 H	Austin Peay	25 12	131 H	Western Ky.	5 4	
						99 N	Austin Peay	12 10	131 H	Western Ky.	8 7	
									136 H	Valparaiso	4 14	
									136 H	Valparaiso	9 3	
									136 H	Valparaiso	11 10	
									153 H	UAB	11 10	
									156 A	Alabama St.	1 4	
									156 H	Alabama St.	7 1	
									156 H	Alabama St.	5 8	
									159 A	Kennesaw St.	2 3	
									159 A	Kennesaw St.	10 5	
									159 A	Kennesaw St.	9 11	
									159 H	Kennesaw St.	10 2	
									190 A	Belmont	26 11	
									190 A	Belmont	7 9	
									190 A	Belmont	4 2	
									192 A	Tennessee Tech	6 7	
									192 A	Tennessee Tech	15 14	

Non-Div. I Games:

Jacksonville St.

116 A Morehead St.	5	14
116 A Morehead St.	14	15

RPI	S	Opponent	Score	
192	A	Tennessee Tech	9	3
198	H	Murray St.	11	4
198	H	Murray St.	22	7
198	H	Murray St.	5	6
214	H	Eastern Ky.	5	7
214	H	Eastern Ky.	13	19
214	H	Eastern Ky.	9	3
264	H	UT Martin	4	0
264	H	UT Martin	16	6
264	H	UT Martin	9	5
272	A	Eastern Ill.	10	3
272	A	Eastern Ill.	6	4
272	A	Eastern Ill.	4	3
280	A	SIUE	9	6
280	A	SIUE	13	4
280	A	SIUE	9	7

Jacksonville St.

J
a
c
k
s
o
n
v
i
l
l
e
s
t
.

J
a
c
k
s
o
n
v
i
l
l
e
s
t
.

Average RPI Win:		139	WON-LOST RECORD		WINNING PCT. RANK		LAST 15 GAMES		STRENGTH OF SCHEDULE		OPP. STRENGTH OF SCHEDULE		TEAM RPI		ADJ RPI		CONF. RPI		ADJ CONF. RPI				
DIV. I ONLY			31-26-0		.54386 111		5-10-0		63		115		84		.53061 84		12		12				
DIV. I NON-CONF.			16-8-0		.66667 54		0-2-0		48		158		28		.56744 28		10		10				
TOTALS		RPI 1-25		RPI 26-50		W-L RECORDS		RPI 51-100		RPI 101-150		RPI 150+											
31-26-0		0-4-0		10-6-0		OVERALL		4-9-0		6-3-0		11-4-0											
19-10-0		0-1-0		8-2-0		HOME		3-3-0		4-2-0		4-2-0											
11-14-0		0-3-0		1-3-0		AWAY		1-5-0		2-1-0		7-2-0											
1-2-0		0-0-0		1-1-0		NEUTRAL		0-1-0		0-0-0		0-0-0											
16-8-0		0-4-0		3-2-0		NON-CONFERENCE		4-2-0		3-0-0		6-0-0											
13-1-0		0-1-0		3-0-0		HOME		3-0-0		3-0-0		4-0-0											
3-7-0		0-3-0		0-0-		AWAY		1-2-0		0-0-0		2-0-0											
0-0-0		0-0-0		0-0-0		NEUTRAL		0-0-0		0-0-0		0-0-0											
15-18-0		0-0-0		7-4-0		CONFERENCE		0-7-0		3-3-0		5-4-0											
6-9-0		0-0-0		5-2-0		HOME		0-3-0		1-2-0		0-2-0											
8-7-0		0-0-0		1-1-0		AWAY		0-3-0		2-1-0		5-2-0											
1-2-0		0-0-0		1-1-0		NEUTRAL		0-1-0		0-0-0		0-0-0											
RPI	S	Opponent		Score		RPI	S	Opponent		Score		RPI	S	Opponent		Score		RPI	S	Opponent		Score	
7	A	LSU		4	9	30	A	Tulane		2	5	77	A	Lamar		7	10	103	A	SFA		19	11
15	A	UL Lafayette		4	7	30	H	Tulane		10	9	77	A	Lamar		1	5	103	A	SFA		5	4
15	H	UL Lafayette		3	17	32	H	Louisiana Tech		9	6	77	A	Lamar		5	7	103	A	SFA		6	16
19	A	Southern Miss.		4	7	34	A	Southeastern La.		3	4	80	H	Pittsburgh		12	5	111	H	Central Ark.		7	9
						34	A	Southeastern La.		15	9	80	H	Pittsburgh		13	6	111	H	Central Ark.		7	3
						34	H	Southeastern La.		10	3	80	H	Pittsburgh		8	5	111	H	Central Ark.		3	4
						34	N	Southeastern La.		4	5	92	A	Troy		10	6	136	H	Valparaiso		9	0
						41	H	Sam Houston St.		7	6	92	A	Troy		4	9	136	H	Valparaiso		9	8
						41	H	Sam Houston St.		4	3	92	A	Troy		6	9	136	H	Valparaiso		5	3
						41	H	Sam Houston St.		4	8	96	H	McNeese St.		1	6	181	A	Nicholls St.		2	3
						47	H	Northwestern St.		5	4	96	H	McNeese St.		3	13	181	H	Nicholls St.		4	5
						47	H	Northwestern St.		6	5	96	H	McNeese St.		3	7	181	H	Nicholls St.		5	11
						47	H	Northwestern St.		1	6	96	N	McNeese St.		4	8	217	A	Abilene Christian		6	4
						47	N	Northwestern St.		6	5							217	A	Abilene Christian		1	0
						48	A	South Ala.		3	12							217	A	Abilene Christian		1	6
						48	H	South Ala.		8	2							230	A	A&M-Corpus Christi		4	2
LAST 15 GAMES																							
						96	N	McNeese St.		4	8	34	A	Southeastern La.		3	4	296	A	Southern U.		23	3
						47	N	Northwestern St.		6	5	34	H	Southeastern La.		10	3	296	H	Southern U.		14	4
						34	N	Southeastern La.		4	5	34	A	Southeastern La.		15	9						
						181	H	Nicholls St.		5	11												
						181	A	Nicholls St.		2	3												

Non-Div. I Games:

New Orleans

181	H	Nicholls St.	4	5
15	H	UL Lafayette	3	17

N
e
w
O
r
l
e
a
n
s

N
e
w
O
r
l
e
a
n
s

Average RPI Win: 117		WON-LOST RECORD		WINNING PCT. RANK		LAST 15 GAMES		STRENGTH OF SCHEDULE		OPP. STRENGTH OF SCHEDULE		TEAM RPI		ADJ RPI		CONF. RPI		ADJ CONF. RPI	
DIV. I ONLY		29-26-0		.52727 122		7-8-0		67		35		85		.53021 85		4		4	
DIV. I NON-CONF.		14-9-0		.6087 81		2-2-0		127		19		81		.53512 81		3		3	
TOTALS		RPI 1-25		RPI 26-50		W-L RECORDS		RPI 51-100		RPI 101-150		RPI 150+							
29-26-0		4-5-0		5-8-0		OVERALL		7-11-0		2-0-0		11-2-0							
19-10-0		4-2-0		1-3-0		HOME		7-3-0		0-0-0		7-2-0							
8-16-0		0-3-0		4-5-0		AWAY		0-8-0		1-0-0		3-0-0							
2-0-0		0-0-0		0-0-0		NEUTRAL		0-0-0		1-0-0		1-0-0							
14-9-0		2-4-0		0-2-0		NON-CONFERENCE		1-2-0		2-0-0		9-1-0							
8-4-0		2-1-0		0-2-0		HOME		1-0-0		0-0-0		5-1-0							
4-5-0		0-3-0		0-0-		AWAY		0-2-0		1-0-0		3-0-0							
2-0-0		0-0-0		0-0-0		NEUTRAL		0-0-0		1-0-0		1-0-0							
15-17-0		2-1-0		5-6-0		CONFERENCE		6-9-0		0-0-0		2-1-0							
11-6-0		2-1-0		1-1-0		HOME		6-3-0		0-0-0		2-1-0							
4-11-0		0-0-0		4-5-0		AWAY		0-6-0		0-0-0		0-0-0							
0-0-0		0-0-0		0-0-0		NEUTRAL		0-0-0		0-0-0		0-0-0							
RPI S	Opponent	Score		RPI S	Opponent	Score		RPI S	Opponent	Score		RPI S	Opponent	Score					
11 A	Mississippi St.	3	9	31 H	Gonzaga	4	5	56 H	St. Mary's (CA)	2	1	108 A	Seattle	6	4				
11 A	Mississippi St.	2	5	31 H	Gonzaga	7	9	70 H	California	2	12	125 N	San Diego	5	2				
11 A	Mississippi St.	4	10	38 A	Arizona St.	8	9	70 H	California	4	3	172 H	Washington St.	0	4				
23 H	Arizona	3	0	38 A	Arizona St.	12	2	70 H	California	11	5	172 H	Washington St.	11	7				
23 H	Arizona	4	5	38 A	Arizona St.	4	5	73 A	Michigan St.	2	3	172 H	Washington St.	8	0				
23 H	Arizona	4	2	49 A	Oregon St.	7	4	74 A	Stanford	2	4	188 A	San Diego St.	10	5				
24 H	UC Santa Barbara	3	1	49 A	Oregon St.	6	3	74 A	Stanford	1	2	188 A	San Diego St.	4	3				
24 H	UC Santa Barbara	0	1	49 A	Oregon St.	3	6	74 A	Stanford	1	3	188 A	San Diego St.	8	2				
24 H	UC Santa Barbara	13	1	49 H	Oregon St.	7	6	90 H	Southern California	4	3	219 H	Illinois St.	2	3				
				49 H	Oregon St.	10	11	90 H	Southern California	8	5	219 H	Illinois St.	4	2				
				50 A	Washington	2	0	90 H	Southern California	12	8	219 H	Illinois St.	8	5				
				50 A	Washington	6	9	95 A	Notre Dame	3	6	219 H	Illinois St.	3	1				
				50 A	Washington	4	7	97 H	Utah	0	2	231 H	Portland	10	1				
								97 H	Utah	1	4	231 H	Portland	15	4				
								97 H	Utah	9	5	231 N	Portland	6	1				
								100 A	UCLA	3	6								
								100 A	UCLA	2	4								
								100 A	UCLA	1	13								
				LAST 15 GAMES															
				74 A	Stanford	1	3	231 H	Portland	15	4								
				74 A	Stanford	2	4	49 A	Oregon St.	6	3								
				74 A	Stanford	1	2	49 A	Oregon St.	3	6								
				56 H	St. Mary's (CA)	2	1												
				23 H	Arizona	4	5												

Non-Div. I Games:

Oregon

23	H	Arizona	4	2
23	H	Arizona	3	0

O
r
e
g
o
n

O
r
e
g
o
n

Average RPI Win: 161		WON-LOST	WINNING	LAST 15	STRENGTH OF		OPP. STRENGTH	TEAM	ADJ		CONF.	ADJ CONF.
Average RPI Loss: 97		RECORD	PCT. RANK	GAMES	SCHEDULE		OF SCHEDULE	RPI	RPI		RPI	RPI
DIV. I ONLY		38-21-0	.64407	46	180		97	86	.53001		86	9
DIV. I NON-CONF.		27-6-0	.81818	12	251		72	53	.55263		53	12
TOTALS		RPI 1-25	RPI 26-50		W-L RECORDS		RPI 51-100		RPI 101-150		RPI 150+	
38-21-0		1-3-0	0-1-0		OVERALL		8-6-0		11-8-0		18-3-0	
22-8-0		0-0-0	0-1-0		HOME		5-2-0		4-5-0		13-0-0	
11-10-0		1-2-0	0-0-0		AWAY		1-3-0		5-2-0		4-3-0	
5-3-0		0-1-0	0-0-0		NEUTRAL		2-1-0		2-1-0		1-0-0	
27-6-0		0-0-0	0-1-0		NON-CONFERENCE		6-3-0		7-1-0		14-1-0	
18-3-0		0-0-0	0-1-0		HOME		5-2-0		3-0-0		10-0-0	
8-2-0		0-0-0	0-0-		AWAY		1-0-0		4-1-0		3-1-0	
1-1-0		0-0-0	0-0-0		NEUTRAL		0-1-0		0-0-0		1-0-0	
11-15-0		1-3-0	0-0-0		CONFERENCE		2-3-0		4-7-0		4-2-0	
4-5-0		0-0-0	0-0-0		HOME		0-0-0		1-5-0		3-0-0	
3-8-0		1-2-0	0-0-0		AWAY		0-3-0		1-1-0		1-2-0	
4-2-0		0-1-0	0-0-0		NEUTRAL		2-0-0		2-1-0		0-0-0	
RPI S	Opponent	Score	RPI S	Opponent	Score	RPI S	Opponent	Score	RPI S	Opponent	Score	
22 A	Dallas Baptist	5 9	33 H	Oklahoma St.	5 6	52 H	Minnesota	5 4	110 A	Bradley	1 2	
22 A	Dallas Baptist	2 7				52 H	Minnesota	5 12	110 A	Bradley	8 3	
22 A	Dallas Baptist	5 3				52 H	Minnesota	5 7	110 N	Bradley	13 3	
22 N	Dallas Baptist	3 4				57 H	Oral Roberts	5 0	110 N	Bradley	3 2	
						59 N	UConn	4 12	110 N	Bradley	0 10	
						71 A	Indiana St.	1 2	111 A	Central Ark.	12 1	
						71 A	Indiana St.	6 7	111 A	Central Ark.	6 5	
						71 A	Indiana St.	2 4	111 A	Central Ark.	10 6	
						71 N	Indiana St.	11 4	115 H	Arkansas St.	15 11	
						71 N	Indiana St.	12 4	122 A	Arkansas	8 2	
						72 H	Iowa	5 4	122 H	Arkansas	14 6	
						72 H	Iowa	4 1	123 H	Southern Ill.	8 14	
						72 H	Iowa	8 6	123 H	Southern Ill.	4 5	
						99 A	Austin Peay	11 4	123 H	Southern Ill.	10 12	
									126 A	Missouri	9 17	
									126 H	Missouri	16 1	
									138 H	Evansville	10 6	
									138 H	Evansville	5 14	
									138 H	Evansville	1 7	
									186 A	Wichita St.	2 9	
									186 A	Wichita St.	1 11	
									186 A	Wichita St.	6 1	
									200 A	Kansas	1 2	
									200 H	Kansas	18 11	
									206 A	Memphis	6 4	
									206 A	Memphis	7 4	
									206 A	Memphis	8 7	
LAST 15 GAMES												
	22 N	Dallas Baptist	3	4		219 H	Illinois St.	17 5		200 A	Kansas	1 2
	110 N	Bradley	3	2		219 H	Illinois St.	9 2		200 H	Kansas	18 11
	71 N	Indiana St.	11	4		122 A	Arkansas	8 2		206 A	Memphis	6 4
	110 N	Bradley	13	3						206 A	Memphis	7 4
	110 N	Bradley	0	10						206 A	Memphis	8 7

Non-Div. I Games:

Missouri St.

Missouri St.

71 N Indiana St.	12	4
219 H Illinois St.	5	2

Through Games Of May 28, 2016

RPI	S	Opponent	Score	
219	H	Illinois St.	17	5
219	H	Illinois St.	5	2
219	H	Illinois St.	9	2
220	H	Central Mich.	9	1
220	H	Central Mich.	2	0
220	H	Central Mich.	7	1
242	H	Saint Louis	15	4
266	H	Western Ill.	15	3
266	H	Western Ill.	13	4
280	H	SIUE	6	2
280	H	SIUE	12	5
280	H	SIUE	11	1
292	N	Alcorn	13	1

Missouri St.

Missouri St.

Missouri St.

Average RPI Win: 169		WON-LOST RECORD		WINNING PCT. RANK		LAST 15 GAMES		STRENGTH OF SCHEDULE		OPP. STRENGTH OF SCHEDULE		TEAM RPI		ADJ RPI		CONF. RPI		ADJ CONF. RPI	
DIV. I ONLY		38-21-0		.64407 46		11-4-0		192		120		87		.5295 87		18		18	
DIV. I NON-CONF.		19-13-0		.59375 86		3-2-0		197		52		110		.51765 110		21		21	
TOTALS		RPI 1-25		RPI 26-50		W-L RECORDS		RPI 51-100		RPI 101-150		RPI 150+							
38-21-0		1-1-0		1-1-0		OVERALL		7-7-0		9-6-0		20-6-0							
19-10-0		0-1-0		0-1-0		HOME		5-2-0		3-2-0		11-4-0							
16-11-0		1-0-0		1-0-0		AWAY		2-5-0		4-4-0		8-2-0							
3-0-0		0-0-0		0-0-0		NEUTRAL		0-0-0		2-0-0		1-0-0							
19-13-0		1-1-0		1-1-0		NON-CONFERENCE		5-6-0		2-2-0		10-3-0							
11-6-0		0-1-0		0-1-0		HOME		5-2-0		1-1-0		5-1-0							
8-7-0		1-0-0		1-0-		AWAY		0-4-0		1-1-0		5-2-0							
0-0-0		0-0-0		0-0-0		NEUTRAL		0-0-0		0-0-0		0-0-0							
19-8-0		0-0-0		0-0-0		CONFERENCE		2-1-0		7-4-0		10-3-0							
8-4-0		0-0-0		0-0-0		HOME		0-0-0		2-1-0		6-3-0							
8-4-0		0-0-0		0-0-0		AWAY		2-1-0		3-3-0		3-0-0							
3-0-0		0-0-0		0-0-0		NEUTRAL		0-0-0		2-0-0		1-0-0							
RPI	S	Opponent		Score		RPI	S	Opponent		Score		RPI	S	Opponent		Score			
20	A	Georgia Tech		9	8	36	A	Georgia		3	1	64	A	Col. of Charleston		2	6		
20	H	Georgia Tech		5	6	36	H	Georgia		6	7	64	A	Col. of Charleston		13	17		
												64	A	Col. of Charleston		4	5		
												76	A	UNCG		8	2		
												76	A	UNCG		0	1		
												76	A	UNCG		9	1		
												78	A	Ga. Southern		5	8		
												78	H	Ga. Southern		10	11		
												88	H	Xavier		18	14		
												88	H	Xavier		5	3		
												88	H	Xavier		3	1		
												99	H	Austin Peay		14	4		
												99	H	Austin Peay		13	12		
												99	H	Austin Peay		7	10		

Non-Div. I Games:

Mercer

76	A	UNCG	0	1
276	A	Butler	3	7

RPI	S	Opponent	Score	
247	A	ETSU	9	8
247	A	ETSU	12	9
257	H	VMI	7	2
257	H	VMI	3	4
257	H	VMI	10	6
260	H	The Citadel	8	7
260	H	The Citadel	11	4
260	H	The Citadel	8	9
260	N	The Citadel	13	1
276	A	Butler	3	7
276	A	Butler	6	5
276	A	Butler	5	4
288	A	Savannah St.	7	3
288	H	Savannah St.	16	6

M
e
r
c
e
r

M
e
r
c
e
r

Average RPI Win: 180		WON-LOST RECORD		WINNING PCT. RANK		LAST 15 GAMES		STRENGTH OF SCHEDULE		OPP. STRENGTH OF SCHEDULE		TEAM RPI		ADJ RPI		CONF. RPI		ADJ CONF. RPI	
DIV. I ONLY		29-28-0		.50877 143		13-2-0		81		148		88		.52888 88		16		16	
DIV. I NON-CONF.		13-24-0		.35135 229		0-1-0		77		106		155		.49448 155		16		16	
TOTALS		RPI 1-25		RPI 26-50		W-L RECORDS		RPI 51-100		RPI 101-150		RPI 150+							
29-28-0		0-4-0		3-8-0		OVERALL		0-4-0		9-6-0		17-6-0							
13-6-0		0-0-0		2-2-0		HOME		0-0-0		4-4-0		7-0-0							
13-22-0		0-4-0		0-5-0		AWAY		0-4-0		3-2-0		10-6-0							
3-0-0		0-0-0		1-0-0		NEUTRAL		0-0-0		2-0-0		0-0-0							
13-24-0		0-4-0		0-7-0		NON-CONFERENCE		0-4-0		3-5-0		10-4-0							
6-4-0		0-0-0		0-1-0		HOME		0-0-0		2-3-0		4-0-0							
6-20-0		0-4-0		0-0-		AWAY		0-4-0		0-2-0		6-4-0							
1-0-0		0-0-0		0-0-0		NEUTRAL		0-0-0		1-0-0		0-0-0							
16-4-0		0-0-0		3-1-0		CONFERENCE		0-0-0		6-1-0		7-2-0							
7-2-0		0-0-0		2-1-0		HOME		0-0-0		2-1-0		3-0-0							
7-2-0		0-0-0		0-0-0		AWAY		0-0-0		3-0-0		4-2-0							
2-0-0		0-0-0		1-0-0		NEUTRAL		0-0-0		1-0-0		0-0-0							
RPI	S	Opponent		Score		RPI	S	Opponent		Score		RPI	S	Opponent		Score			
2	A	Louisville		1	11	38	A	Arizona St.		2	5	67	A	Kentucky		2	6		
9	A	Vanderbilt		2	5	38	A	Arizona St.		2	8	87	A	Mercer		14	18		
9	A	Vanderbilt		0	7	38	A	Arizona St.		1	2	87	A	Mercer		1	3		
9	A	Vanderbilt		3	14	38	A	Arizona St.		1	5	87	A	Mercer		3	5		
						40	H	Creighton		6	4								
						40	H	Creighton		6	5								
						40	H	Creighton		2	4								
						40	N	Creighton		5	3								
						42	A	Wright St.		1	4								
						42	H	Wright St.		3	8								
						44	A	Ohio St.		6	11								
								LAST 15 GAMES											
						40	N	Creighton		5	3	40	H	Creighton		6	5		
						135	N	St. John's (NY)		9	8	40	H	Creighton		2	4		
						240	H	Villanova		9	0	146	A	Seton Hall		10	6		
						240	H	Villanova		15	10								
						240	H	Villanova		1	0								
												219	A	Illinois St.		5	6		
												219	A	Illinois St.		11	5		
												219	A	Illinois St.		12	1		
												220	H	Central Mich.		7	4		
												220	H	Central Mich.		8	5		

Non-Div. I Games:

Xavier

165	A	Miami (OH)	2	7
40	H	Creighton	6	4

RPI	S	Opponent	Score	
220	H	Central Mich.	5	0
223	A	USC Upstate	8	7
223	A	USC Upstate	6	1
223	A	USC Upstate	3	2
240	H	Villanova	1	0
240	H	Villanova	15	10
240	H	Villanova	9	0
244	A	Northern Ky.	8	1
276	A	Butler	4	1
276	A	Butler	6	2
276	A	Butler	4	1

Xavier

X
a
v
i
e
r

X
a
v
i
e
r

Average RPI Win:		166	WON-LOST		WINNING		LAST 15		STRENGTH OF		OPP. STRENGTH		TEAM		ADJ		CONF.		ADJ CONF.		
Average RPI Loss:		117	RECORD		PCT. RANK		GAMES		SCHEDULE		OF SCHEDULE		RPI		RPI		RPI		RPI		
DIV. I ONLY			37-24-0		.60656		75		11-4-0		167		129		89		.52877		89		
DIV. I NON-CONF.			13-12-0		.52		135		2-0-0		227		155		151		.49693		151		
TOTALS		RPI 1-25		RPI 26-50		W-L RECORDS		RPI 51-100		RPI 101-150		RPI 150+									
37-24-0		0-1-0		4-5-0		OVERALL		1-5-0		8-5-0		24-8-0									
16-7-0		0-0-0		1-2-0		HOME		0-1-0		5-2-0		10-2-0									
15-13-0		0-1-0		3-1-0		AWAY		0-4-0		3-3-0		9-4-0									
6-4-0		0-0-0		0-2-0		NEUTRAL		1-0-0		0-0-0		5-2-0									
13-12-0		0-1-0		1-0-0		NON-CONFERENCE		0-2-0		3-4-0		9-5-0									
5-3-0		0-0-0		0-0-0		HOME		0-1-0		3-1-0		2-1-0									
6-7-0		0-1-0		1-0-		AWAY		0-1-0		0-3-0		5-2-0									
2-2-0		0-0-0		0-0-0		NEUTRAL		0-0-0		0-0-0		2-2-0									
24-12-0		0-0-0		3-5-0		CONFERENCE		1-3-0		5-1-0		15-3-0									
11-4-0		0-0-0		1-2-0		HOME		0-0-0		2-1-0		8-1-0									
9-6-0		0-0-0		2-1-0		AWAY		0-3-0		3-0-0		4-2-0									
4-2-0		0-0-0		0-2-0		NEUTRAL		1-0-0		0-0-0		3-0-0									
RPI	S	Opponent		Score		RPI	S	Opponent		Score		RPI	S	Opponent		Score					
24	A	UC Santa Barbara		4	5	38	A	Arizona St.		11	5	56	A	St. Mary's (CA)		1	6	119	A	UC Irvine	
						46	A	New Mexico		4	5	56	H	St. Mary's (CA)		5	8	119	A	UC Irvine	
						46	A	New Mexico		13	9	93	A	Fresno St.		4	5	119	A	UC Irvine	
						46	A	New Mexico		17	11	93	A	Fresno St.		3	8	135	H	St. John's (NY)	
						46	H	New Mexico		7	6	93	A	Fresno St.		6	7	135	H	St. John's (NY)	
						46	H	New Mexico		2	3	93	N	Fresno St.		25	6	135	H	St. John's (NY)	
						46	H	New Mexico		3	8							137	A	UNLV	
						46	N	New Mexico		4	14							137	A	UNLV	
						46	N	New Mexico		0	3							137	A	UNLV	
								LAST 15 GAMES										137	H	UNLV	
						46	N	New Mexico		4	14	137	H	UNLV		8	1	176	H	Air Force	
						176	N	Air Force		12	1	137	H	UNLV		1	7	176	H	Air Force	
						188	N	San Diego St.		5	3	213	A	Grand Canyon		11	10	176	N	Air Force	
						93	N	Fresno St.		25	6							184	H	Santa Clara	
						46	N	New Mexico		0	3							188	A	San Diego St.	

Non-Div. I Games:

Nevada

188 N San Diego St.	13	5
137 H UNLV	9	7

RPI	S	Opponent	Score	
188	A	San Diego St.	8	5
188	A	San Diego St.	13	9
188	H	San Diego St.	6	5
188	H	San Diego St.	3	2
188	H	San Diego St.	7	6
188	N	San Diego St.	5	3
188	N	San Diego St.	13	5
213	A	Grand Canyon	11	10
224	A	UC Davis	3	1
224	H	UC Davis	5	4
226	A	Pacific	10	5
232	H	San Jose St.	6	4
232	H	San Jose St.	11	2
232	H	San Jose St.	11	8
256	N	Northwestern	2	4
256	N	Northwestern	1	5
256	N	Northwestern	11	2
256	N	Northwestern	10	6

Nevada

N
e
v
a
d
a

N
e
v
a
d
a

Average RPI Win:		78	WON-LOST RECORD		WINNING PCT. RANK	LAST 15 GAMES	STRENGTH OF SCHEDULE		OPP. STRENGTH OF SCHEDULE	TEAM RPI	ADJ RPI	CONF. RPI	ADJ CONF. RPI				
DIV. I ONLY			27-28-0		.49091	158	9-6-0		32	38	90	.52774	90	4	4		
DIV. I NON-CONF.			13-12-0		.52	135	2-0-0		26	29	86	.53401	86	3	3		
TOTALS		RPI 1-25		RPI 26-50		W-L RECORDS		RPI 51-100		RPI 101-150		RPI 150+					
27-28-0		4-6-0		7-6-0		OVERALL		11-11-0		2-2-0		3-3-0					
16-14-0		3-2-0		5-5-0		HOME		7-3-0		0-2-0		1-2-0					
11-13-0		1-4-0		2-1-0		AWAY		4-7-0		2-0-0		2-1-0					
0-1-0		0-0-0		0-0-0		NEUTRAL		0-1-0		0-0-0		0-0-0					
13-12-0		2-5-0		4-1-0		NON-CONFERENCE		4-2-0		2-2-0		1-2-0					
8-7-0		1-1-0		3-1-0		HOME		3-1-0		0-2-0		1-2-0					
5-5-0		1-4-0		1-0-		AWAY		1-1-0		2-0-0		0-0-0					
0-0-0		0-0-0		0-0-0		NEUTRAL		0-0-0		0-0-0		0-0-0					
14-16-0		2-1-0		3-5-0		CONFERENCE		7-9-0		0-0-0		2-1-0					
8-7-0		2-1-0		2-4-0		HOME		4-2-0		0-0-0		0-0-0					
6-8-0		0-0-0		1-1-0		AWAY		3-6-0		0-0-0		2-1-0					
0-1-0		0-0-0		0-0-0		NEUTRAL		0-1-0		0-0-0		0-0-0					
RPI	S	Opponent		Score		RPI	S	Opponent		Score		RPI	S	Opponent		Score	
11	H	Mississippi St.		7	8	26	H	Wake Forest		9	4	51	A	Long Beach St.		7	4
18	A	TCU		3	8	26	H	Wake Forest		4	5	51	H	Long Beach St.		8	3
18	A	TCU		11	12	26	H	Wake Forest		2	1	59	H	UConn		4	5
18	A	TCU		16	6	38	A	Arizona St.		6	2	69	H	Oklahoma		5	4
23	H	Arizona		5	8	38	A	Arizona St.		2	3	70	H	California		18	5
23	H	Arizona		5	2	43	A	Cal St. Fullerton		2	1	70	H	California		4	5
23	H	Arizona		8	5	43	H	Cal St. Fullerton		3	2	70	H	California		5	4
24	A	UC Santa Barbara		2	5	49	H	Oregon St.		1	4	74	A	Stanford		1	0
24	A	UC Santa Barbara		1	10	49	H	Oregon St.		10	1	74	A	Stanford		8	11
24	H	UC Santa Barbara		9	5	49	H	Oregon St.		1	3	74	A	Stanford		1	8
						50	H	Washington		3	7	85	A	Oregon		5	8
						50	H	Washington		4	3	85	A	Oregon		8	12
						50	H	Washington		0	6	85	A	Oregon		3	4
												91	A	Pepperdine		2	3
												91	H	Pepperdine		6	5
												97	H	Utah		6	1
												97	H	Utah		5	2
												97	H	Utah		8	14
												100	A	UCLA		9	0
												100	A	UCLA		5	3
LAST 15 GAMES																	
						38	A	Arizona St.		6	2						
						38	A	Arizona St.		2	3						
						43	A	Cal St. Fullerton		2	1						
						49	H	Oregon St.		1	4						
						49	H	Oregon St.		10	1						

Non-Div. I Games:

Southern California

[illegible]

Average RPI Win: 129		WON-LOST	WINNING	LAST 15	STRENGTH OF		OPP. STRENGTH	TEAM	ADJ	CONF.	ADJ CONF.
Average RPI Loss: 90		RECORD	PCT. RANK	GAMES	SCHEDULE		OF SCHEDULE	RPI	RPI	RPI	RPI
DIV. I ONLY		29-24-0	.54717	109	65		91	91	.52766	91	11
DIV. I NON-CONF.		12-11-0	.52174	133	23		37	93	.53125	93	8
TOTALS		RPI 1-25	RPI 26-50		W-L RECORDS		RPI 51-100		RPI 101-150		RPI 150+
29-24-0		2-3-0	1-6-0		OVERALL		7-5-0		7-6-0		12-4-0
19-11-0		2-2-0	0-0-0		HOME		3-2-0		4-4-0		10-3-0
9-11-0		0-1-0	1-5-0		AWAY		3-2-0		3-2-0		2-1-0
1-2-0		0-0-0	0-1-0		NEUTRAL		1-1-0		0-0-0		0-0-0
12-11-0		2-3-0	0-3-0		NON-CONFERENCE		2-2-0		2-2-0		6-1-0
10-5-0		2-2-0	0-0-0		HOME		1-1-0		1-1-0		6-1-0
2-6-0		0-1-0	0-0-0		AWAY		1-1-0		1-1-0		0-0-0
0-0-0		0-0-0	0-0-0		NEUTRAL		0-0-0		0-0-0		0-0-0
17-13-0		0-0-0	1-3-0		CONFERENCE		5-3-0		5-4-0		6-3-0
9-6-0		0-0-0	0-0-0		HOME		2-1-0		3-3-0		4-2-0
7-5-0		0-0-0	1-2-0		AWAY		2-1-0		2-1-0		2-1-0
1-2-0		0-0-0	0-1-0		NEUTRAL		1-1-0		0-0-0		0-0-0
RPI S	Opponent	Score	RPI S	Opponent	Score	RPI S	Opponent	Score	RPI S	Opponent	Score
4 H	Texas A&M	7 5	30 A	Tulane	0 11	54 H	BYU	4 3	114 A	Loyola Marymount	9 8
4 H	Texas A&M	0 6	30 A	Tulane	0 15	54 H	BYU	3 0	114 A	Loyola Marymount	6 0
4 H	Texas A&M	0 4	30 A	Tulane	3 4	54 H	BYU	5 9	114 A	Loyola Marymount	0 7
24 A	UC Santa Barbara	3 4	31 A	Gonzaga	3 4	54 N	BYU	7 2	124 A	Cal Poly	5 6
24 H	UC Santa Barbara	6 2	31 A	Gonzaga	7 4	56 A	St. Mary's (CA)	4 6	124 H	Cal Poly	12 4
			31 A	Gonzaga	4 11	56 A	St. Mary's (CA)	10 1	125 H	San Diego	8 0
			31 N	Gonzaga	4 5	56 A	St. Mary's (CA)	3 1	125 H	San Diego	4 6
						56 N	St. Mary's (CA)	7 8	125 H	San Diego	2 7
						90 A	Southern California	5 6	140 A	CSUN	3 1
						90 H	Southern California	3 2	140 H	CSUN	0 3
						100 A	UCLA	4 1	141 H	San Francisco	2 0
						100 H	UCLA	6 10	141 H	San Francisco	1 3
									141 H	San Francisco	7 0
									167 H	Oakland	12 5
									167 H	Oakland	3 7
									167 H	Oakland	8 2
									179 H	Columbia	12 2
									179 H	Columbia	11 3
									179 H	Columbia	15 6
									179 H	Columbia	3 1
									184 A	Santa Clara	7 1
									184 A	Santa Clara	10 7
									184 A	Santa Clara	4 5
									226 H	Pacific	4 8
									226 H	Pacific	6 0
									226 H	Pacific	3 0
									231 H	Portland	5 4

Non-Div. I Games:

Pepperdine

226	H	Pacific	6	0
140	A	CSUN	3	1

RPI	S	Opponent	Score	
231	H	Portland	2	3
231	H	Portland	4	0

Pepperdine

P
e
p
p
e
r
d
i
n
e

P
e
p
p
e
r
d
i
n
e

Troy

Average RPI Win:	149	WON-LOST RECORD	WINNING PCT. RANK	LAST 15 GAMES	STRENGTH OF SCHEDULE	OPP. STRENGTH OF SCHEDULE	TEAM RPI	ADJ RPI	CONF. RPI	ADJ CONF. RPI					
DIV. I ONLY		32-26-0	.55172	103	7-8-0	87	94	92	.52713	92	10	10			
DIV. I NON-CONF.		15-11-0	.57692	101	1-2-0	54	109	77	.53703	76	9	9			
<hr/>															
TOTALS	RPI 1-25	RPI 26-50		W-L RECORDS		RPI 51-100		RPI 101-150		RPI 150+					
32-26-0	1-4-0	4-2-0		OVERALL		6-8-0		5-9-0		16-3-0					
18-11-0	1-3-0	2-1-0		HOME		3-5-0		2-2-0		10-0-0					
13-11-0	0-0-0	2-1-0		AWAY		3-2-0		2-6-0		6-2-0					
1-4-0	0-1-0	0-0-0		NEUTRAL		0-1-0		1-1-0		0-1-0					
15-11-0	0-2-0	2-1-0		NON-CONFERENCE		3-5-0		2-2-0		8-1-0					
10-4-0	0-1-0	0-0-0		HOME		2-3-0		1-0-0		7-0-0					
4-5-0	0-0-0	2-0-		AWAY		1-1-0		0-2-0		1-1-0					
1-2-0	0-1-0	0-0-0		NEUTRAL		0-1-0		1-0-0		0-0-0					
17-15-0	1-2-0	2-1-0		CONFERENCE		3-3-0		3-7-0		8-2-0					
8-7-0	1-2-0	2-1-0		HOME		1-2-0		1-2-0		3-0-0					
9-6-0	0-0-0	0-0-0		AWAY		2-1-0		2-4-0		5-1-0					
0-2-0	0-0-0	0-0-0		NEUTRAL		0-0-0		0-1-0		0-1-0					
<hr/>															
RPI	S	Opponent	Score	RPI	S	Opponent	Score	RPI	S	Opponent	Score	RPI	S	Opponent	Score
11	H	Mississippi St.	3 7	34	A	Southeastern La.	3 2	62	A	Alabama	3 5	115	A	Arkansas St.	3 4
15	H	UL Lafayette	2 4	34	A	Southeastern La.	5 1	62	H	Alabama	1 2	115	A	Arkansas St.	11 1
15	H	UL Lafayette	4 1	34	A	Southeastern La.	2 7	73	N	Michigan St.	0 3	115	A	Arkansas St.	8 1
15	H	UL Lafayette	3 8	48	H	South Ala.	3 8	78	A	Ga. Southern	2 1	115	N	Arkansas St.	12 13
19	N	Southern Miss.	2 6	48	H	South Ala.	4 2	78	A	Ga. Southern	0 7	127	A	Samford	6 20
				48	H	South Ala.	8 0	78	A	Ga. Southern	8 4	127	H	Samford	5 3
								83	A	Jacksonville St.	10 0	129	A	Little Rock	8 11
								83	H	Jacksonville St.	7 8	129	A	Little Rock	9 10
								84	H	New Orleans	9 4	129	A	Little Rock	3 4
								84	H	New Orleans	9 6	144	A	Auburn	2 7
								84	H	New Orleans	6 10	144	N	Auburn	4 3
								98	H	UT Arlington	5 2	149	H	La.-Monroe	2 6
								98	H	UT Arlington	5 18	149	H	La.-Monroe	3 4
								98	H	UT Arlington	2 4	149	H	La.-Monroe	5 3
												151	A	Texas St.	5 3
												151	A	Texas St.	1 4
												151	A	Texas St.	12 8
												151	N	Texas St.	6 11
												153	A	UAB	0 7
												153	H	UAB	2 1
												156	A	Alabama St.	3 1
												156	H	Alabama St.	8 0
				LAST 15 GAMES								228	A	Georgia St.	4 2
				115	N	Arkansas St.	12 13	11	H	Mississippi St.	3 7	228	A	Georgia St.	9 3
				151	N	Texas St.	6 11	144	A	Auburn	2 7	228	A	Georgia St.	16 3
				48	H	South Ala.	8 0					239	H	Appalachian St.	4 3
				48	H	South Ala.	4 2					239	H	Appalachian St.	9 7
				48	H	South Ala.	3 8								

Non-Div. I Games:

Troy

Troy

228	A	Georgia St.	16	3
228	A	Georgia St.	9	3

Through Games Of May 28, 2016

RPI	S	Opponent	Score	
239	H	Appalachian St.	3	2
244	H	Northern Ky.	4	2
244	H	Northern Ky.	5	0
244	H	Northern Ky.	6	1
244	H	Northern Ky.	10	3
297	H	Alabama A&M	8	0

Troy

T
r
o
y

T
r
o
y

Average RPI Win: 159		WON-LOST	WINNING	LAST 15	STRENGTH OF		OPP. STRENGTH	TEAM	ADJ	CONF.	ADJ CONF.
Average RPI Loss: 122		RECORD	PCT. RANK	GAMES	SCHEDULE		OF SCHEDULE	RPI	RPI	RPI	RPI
DIV. I ONLY		36-22-0	.62069	63	170		102	93	.5257	93	13
DIV. I NON-CONF.		15-11-0	.57692	101	98		70	107	.51988	107	11
TOTALS		RPI 1-25	RPI 26-50		W-L RECORDS		RPI 51-100		RPI 101-150		RPI 150+
36-22-0	0-3-0		3-3-0		OVERALL		6-3-0		6-5-0		21-8-0
26-7-0	0-0-0		3-0-0		HOME		5-1-0		4-3-0		14-3-0
10-13-0	0-3-0		0-3-0		AWAY		1-1-0		2-2-0		7-4-0
0-2-0	0-0-0		0-0-0		NEUTRAL		0-1-0		0-0-0		0-1-0
15-11-0	0-3-0		3-0-0		NON-CONFERENCE		3-2-0		2-3-0		7-3-0
14-4-0	0-0-0		3-0-0		HOME		2-1-0		2-2-0		7-1-0
1-7-0	0-3-0		0-0-		AWAY		1-1-0		0-1-0		0-2-0
0-0-0	0-0-0		0-0-0		NEUTRAL		0-0-0		0-0-0		0-0-0
21-11-0	0-0-0		0-3-0		CONFERENCE		3-1-0		4-2-0		14-5-0
12-3-0	0-0-0		0-0-0		HOME		3-0-0		2-1-0		7-2-0
9-6-0	0-0-0		0-3-0		AWAY		0-0-0		2-1-0		7-2-0
0-2-0	0-0-0		0-0-0		NEUTRAL		0-1-0		0-0-0		0-1-0
RPI S	Opponent	Score	RPI S	Opponent	Score	RPI S	Opponent	Score	RPI S	Opponent	Score
4 A	Texas A&M	2 3	40 H	Creighton	2 1	51 A	Long Beach St.	3 4	124 A	Cal Poly	1 7
4 A	Texas A&M	1 12	40 H	Creighton	2 1	51 H	Long Beach St.	10 5	124 H	Cal Poly	9 5
4 A	Texas A&M	3 4	40 H	Creighton	7 3	56 A	St. Mary's (CA)	6 4	137 A	UNLV	9 1
			46 A	New Mexico	1 2	56 H	St. Mary's (CA)	3 2	137 A	UNLV	7 2
			46 A	New Mexico	13 14	69 H	Oklahoma	2 3	137 A	UNLV	5 8
			46 A	New Mexico	4 7	89 H	Nevada	7 6	137 H	UNLV	4 3
						89 H	Nevada	8 3	137 H	UNLV	2 4
						89 H	Nevada	5 4	137 H	UNLV	6 2
						89 N	Nevada	6 25	141 H	San Francisco	3 6
									141 H	San Francisco	10 1
									141 H	San Francisco	3 7
									167 H	Oakland	11 10
									173 A	Sacramento St.	4 5
									173 H	Sacramento St.	7 5
									176 A	Air Force	5 1
									176 A	Air Force	11 6
									176 A	Air Force	4 2
									176 H	Air Force	5 1
									176 H	Air Force	6 3
									176 H	Air Force	14 1
									176 N	Air Force	7 9
									188 A	San Diego St.	4 5
									188 A	San Diego St.	3 2
									188 A	San Diego St.	10 5
									188 H	San Diego St.	2 4
									188 H	San Diego St.	1 0
									188 H	San Diego St.	4 3
			LAST 15 GAMES								
			89 N	Nevada	6 25	137 A	UNLV	9 1			
			176 N	Air Force	7 9	124 H	Cal Poly	9 5			
			141 H	San Francisco	3 6	188 H	San Diego St.	4 3			
			141 H	San Francisco	3 7						
			141 H	San Francisco	10 1						

Non-Div. I Games:

Fresno St.

Fresno St.

137	A	UNLV	5	8
137	A	UNLV	7	2

Through Games Of May 28, 2016

RPI	S	Opponent	Score	
226	A	Pacific	6	15
226	H	Pacific	3	7
232	A	San Jose St.	2	3
232	A	San Jose St.	9	4
232	A	San Jose St.	13	4
232	H	San Jose St.	8	6
232	H	San Jose St.	6	0
232	H	San Jose St.	5	7
255	H	CSU Bakersfield	6	4
259	H	Youngstown St.	6	1
259	H	Youngstown St.	11	0
259	H	Youngstown St.	6	5
259	H	Youngstown St.	8	3

Fresno St.

F
r
e
s
n
o
s
t
.

F
r
e
s
n
o
s
t
.

Average RPI Win: 126		WON-LOST	WINNING	LAST 15	STRENGTH OF	OPP. STRENGTH	TEAM	ADJ	CONF.	ADJ CONF.							
Average RPI Loss: 81		RECORD	PCT. RANK	GAMES	SCHEDULE	OF SCHEDULE	RPI	RPI	RPI	RPI							
DIV. I ONLY		28-29-0	.49123	156	9-6-0	31	60	94	.52471	94	5	5					
DIV. I NON-CONF.		12-12-0	.5	148	0-0-0	31	139	113	.51551	113	5	5					
<hr/>																	
TOTALS		RPI 1-25		RPI 26-50		W-L RECORDS		RPI 51-100		RPI 101-150		RPI 150+					
28-29-0		3-7-0		3-3-0		OVERALL		3-8-0		6-7-0		13-4-0					
15-16-0		3-3-0		2-1-0		HOME		1-5-0		4-6-0		5-1-0					
12-11-0		0-4-0		1-2-0		AWAY		1-1-0		2-1-0		8-3-0					
1-2-0		0-0-0		0-0-0		NEUTRAL		1-2-0		0-0-0		0-0-0					
12-12-0		0-4-0		0-0-0		NON-CONFERENCE		1-1-0		4-6-0		7-1-0					
9-7-0		0-0-0		0-0-0		HOME		0-0-0		4-6-0		5-1-0					
3-5-0		0-4-0		0-0-		AWAY		1-1-0		0-0-0		2-0-0					
0-0-0		0-0-0		0-0-0		NEUTRAL		0-0-0		0-0-0		0-0-0					
16-17-0		3-3-0		3-3-0		CONFERENCE		2-7-0		2-1-0		6-3-0					
6-9-0		3-3-0		2-1-0		HOME		1-5-0		0-0-0		0-0-0					
9-6-0		0-0-0		1-2-0		AWAY		0-0-0		2-1-0		6-3-0					
1-2-0		0-0-0		0-0-0		NEUTRAL		1-2-0		0-0-0		0-0-0					
RPI	S	Opponent		Score		RPI	S	Opponent		Score		RPI	S	Opponent		Score	
2	A	Louisville		0	7	28	H	Fla. Atlantic		4	3	63	H	Marshall		10	5
5	A	Ole Miss		5	16	28	H	Fla. Atlantic		7	6	63	H	Marshall		4	5
5	A	Ole Miss		2	9	28	H	Fla. Atlantic		1	9	63	H	Marshall		5	6
5	A	Ole Miss		4	7	32	A	Louisiana Tech		1	6	63	N	Marshall		3	5
19	H	Southern Miss.		5	2	32	A	Louisiana Tech		1	0	63	N	Marshall		6	7
19	H	Southern Miss.		6	5	32	A	Louisiana Tech		0	5	79	H	Old Dominion		11	12
19	H	Southern Miss.		13	8							79	H	Old Dominion		1	11
21	H	Rice		1	12							79	H	Old Dominion		2	10
21	H	Rice		0	3							79	H	Old Dominion		2	10
21	H	Rice		0	2							79	N	Old Dominion		3	1
												82	A	Jacksonville		3	2
												82	A	Jacksonville		5	10
			</														

Non-Div. I Games: St. Thomas (FL) 6 1

FIU

19 H Southern Miss.	6	5
153 A UAB	11	4

RPI	S	Opponent	Score	
215	H	Manhattan	6	0
215	H	Manhattan	8	4
219	H	Illinois St.	11	6

FIU

FIU

FIU

Average RPI Win:		138	WON-LOST RECORD		WINNING PCT. RANK		LAST 15 GAMES		STRENGTH OF SCHEDULE		OPP. STRENGTH OF SCHEDULE		TEAM RPI		ADJ RPI		CONF. RPI		ADJ CONF. RPI					
DIV. I ONLY			27-27-0		.5		147		3-12-0		54		28		95		.52468		95					
DIV. I NON-CONF.			16-10-0		.61538		76		1-5-0		225		192		147		.49886		147					
TOTALS		RPI 1-25		RPI 26-50				W-L RECORDS				RPI 51-100				RPI 101-150				RPI 150+				
27-27-0		2-16-0		7-1-0				OVERALL				3-3-0				2-1-0				13-6-0				
14-12-0		0-6-0		6-1-0				HOME				2-2-0				1-0-0				5-3-0				
7-12-0		2-10-0		0-0-0				AWAY				1-0-0				0-0-0				4-2-0				
6-3-0		0-0-0		1-0-0				NEUTRAL				0-1-0				1-1-0				4-1-0				
16-10-0		0-2-0		2-0-0				NON-CONFERENCE				2-1-0				2-1-0				10-6-0				
8-5-0		0-2-0		1-0-0				HOME				1-0-0				1-0-0				5-3-0				
2-2-0		0-0-0		0-0-				AWAY				1-0-0				0-0-0				1-2-0				
6-3-0		0-0-0		1-0-0				NEUTRAL				0-1-0				1-1-0				4-1-0				
11-17-0		2-14-0		5-1-0				CONFERENCE				1-2-0				0-0-0				3-0-0				
6-7-0		0-4-0		5-1-0				HOME				1-2-0				0-0-0				0-0-0				
5-10-0		2-10-0		0-0-0				AWAY				0-0-0				0-0-0				3-0-0				
0-0-0		0-0-0		0-0-0				NEUTRAL				0-0-0				0-0-0				0-0-0				
RPI	S	Opponent		Score		RPI	S	Opponent		Score		RPI	S	Opponent		Score		RPI	S	Opponent		Score		
2	A	Louisville		2	8	26	H	Wake Forest		13	15	62	N	Alabama		0	4	101	N	Indiana		5	0	
2	A	Louisville		3	4	26	H	Wake Forest		10	2	73	A	Michigan St.		1	0	110	N	Bradley		3	4	
2	A	Louisville		0	1	26	H	Wake Forest		6	5	80	H	Pittsburgh		5	0	136	H	Valparaiso		3	1	
3	H	Miami (FL)		2	10	31	N	Gonzaga		7	6	80	H	Pittsburgh		2	4	184	A	Santa Clara		5	0	
6	H	Clemson		1	11	37	H	Michigan		9	5	80	H	Pittsburgh		5	8	184	A	Santa Clara		0	2	
6	H	Clemson		2	6	39	H	Boston College		11	9	85	H	Oregon		6	3	184	A	Santa Clara		2	4	
6	H	Clemson		1	2	39	H	Boston College		4	1							185	H	Eastern Mich.		0	8	
7	H	LSU		2	3	39	H	Boston College		4	1							189	H	Ill.-Chicago		9	5	
7	H	LSU		0	1													199	A	Virginia Tech		5	2	
10	A	North Carolina St.		6	16													199	A	Virginia Tech		16	4	
10	A	North Carolina St.		1	9													199	A	Virginia Tech		6	2	
10	A	North Carolina St.		8	4													204	H	Toledo		10	3	
12	A	Florida St.		6	11													220	H	Central Mich.		7	6	
12	A	Florida St.		6	12													236	N	Brown		7	6	
12	A	Florida St.		6	7													237	H	Ohio		5	8	
17	A	North Carolina		1	8													237	H	Ohio		2	1	
17	A	North Carolina		3	1													237	H	Ohio		1	9	
17	A	North Carolina		0	3													261	N	Bucknell		5	6	
																		267	N	Niagara		5	4	
																		274	N	Incarnate Word		13	2	
																		282	N	Texas Southern		6	5	
																		293	H	Chicago St.		6	3	
						LAST 15 GAMES																		
						6	H	Clemson		2	6	7	H	LSU		2	3							
						6	H	Clemson		1	11	80	H	Pittsburgh		5	0							
						6	H	Clemson		1	2	80	H	Pittsburgh		5	8							
						17	A	North Carolina		1	8													
						17	A	North Carolina		3	1													

Non-Div. I Games:

Notre Dame

17	A	North Carolina	0	3
7	H	LSU	0	1

N
o
t
r
e
D
a
m
e

N
o
t
r
e
D
a
m
e

Average RPI Win:		122	WON-LOST RECORD		WINNING PCT. RANK	LAST 15 GAMES	STRENGTH OF SCHEDULE		OPP. STRENGTH OF SCHEDULE	TEAM RPI	ADJ RPI	CONF. RPI	ADJ CONF. RPI
Average RPI Loss:		118											
DIV. I ONLY		31-25-0			.55357 100	8-7-0	132		55	96	.52299 96	12	12
DIV. I NON-CONF.		14-8-0			.63636 70	4-1-0	156		9	58	.54463 58	10	10
TOTALS		RPI 1-25	RPI 26-50		W-L RECORDS		RPI 51-100		RPI 101-150		RPI 150+		
31-25-0		2-0-0	4-7-0		OVERALL		7-2-0		8-7-0		10-9-0		
16-10-0		1-0-0	3-4-0		HOME		1-0-0		7-4-0		4-2-0		
13-13-0		1-0-0	0-1-0		AWAY		5-2-0		1-3-0		6-7-0		
2-2-0		0-0-0	1-2-0		NEUTRAL		1-0-0		0-0-0		0-0-0		
14-8-0		2-0-0	1-1-0		NON-CONFERENCE		1-1-0		6-3-0		4-3-0		
8-3-0		1-0-0	1-0-0		HOME		1-0-0		5-3-0		0-0-0		
6-5-0		1-0-0	0-0-		AWAY		0-1-0		1-0-0		4-3-0		
0-0-0		0-0-0	0-0-0		NEUTRAL		0-0-0		0-0-0		0-0-0		
17-17-0		0-0-0	3-6-0		CONFERENCE		6-1-0		2-4-0		6-6-0		
8-7-0		0-0-0	2-4-0		HOME		0-0-0		2-1-0		4-2-0		
7-8-0		0-0-0	0-0-0		AWAY		5-1-0		0-3-0		2-4-0		
2-2-0		0-0-0	1-2-0		NEUTRAL		1-0-0		0-0-0		0-0-0		
RPI S	Opponent	Score	RPI S	Opponent	Score	RPI S	Opponent	Score	RPI S	Opponent	Score		
7 A	LSU	7 0	32 A	Louisiana Tech	7 9	53 A	Houston	1 14	103 A	SFA	2 8		
15 H	UL Lafayette	7 2	32 H	Louisiana Tech	3 1	53 H	Houston	4 1	103 A	SFA	2 11		
			34 H	Southeastern La.	0 4	77 A	Lamar	5 4	103 A	SFA	6 12		
			34 H	Southeastern La.	7 6	77 A	Lamar	1 5	110 H	Bradley	3 1		
			34 H	Southeastern La.	7 8	77 A	Lamar	1 0	110 H	Bradley	3 5		
			34 N	Southeastern La.	1 4	84 A	New Orleans	7 3	110 H	Bradley	9 3		
			34 N	Southeastern La.	0 10	84 A	New Orleans	6 1	111 H	Central Ark.	4 5		
			47 H	Northwestern St.	2 1	84 A	New Orleans	13 3	111 H	Central Ark.	6 4		
			47 H	Northwestern St.	1 7	84 N	New Orleans	8 4	111 H	Central Ark.	5 3		
			47 H	Northwestern St.	7 8				112 A	Baylor	12 7		
			47 N	Northwestern St.	3 0				123 H	Southern Ill.	8 4		
									123 H	Southern Ill.	5 2		
									123 H	Southern Ill.	1 2		
									149 H	La.-Monroe	4 12		
									149 H	La.-Monroe	11 2		
									172 A	Washington St.	8 2		
									172 A	Washington St.	9 12		
									172 A	Washington St.	6 2		
									172 A	Washington St.	10 2		
									181 A	Nicholls St.	0 3		
									181 A	Nicholls St.	1 2		
									181 A	Nicholls St.	5 6		
									187 A	UTSA	5 11		
									187 A	UTSA	8 13		
									187 A	UTSA	11 8		
									193 H	Houston Baptist	12 6		
									193 H	Houston Baptist	5 7		
LAST 15 GAMES													
			84 N	New Orleans	8 4	172 A	Washington St.	10 2					
			34 N	Southeastern La.	1 4	111 H	Central Ark.	6 4					
			34 N	Southeastern La.	0 10	111 H	Central Ark.	5 3					
			47 N	Northwestern St.	3 0								
			172 A	Washington St.	9 12								

Non-Div. I Games:

McNeese St.

172	A	Washington St.	8	2
172	A	Washington St.	6	2

RPI	S	Opponent	Score	
193	H	Houston Baptist	2	3
217	H	Abilene Christian	4	3
217	H	Abilene Christian	3	0
217	H	Abilene Christian	10	6
274	A	Incarnate Word	4	0
274	A	Incarnate Word	7	8
274	A	Incarnate Word	1	0

McNeese St.

M
c
N
e
e
s
e
s
t
.

M
c
N
e
e
s
e
s
t
.

Average RPI Win:		94	WON-LOST RECORD		WINNING PCT. RANK		LAST 15 GAMES		STRENGTH OF SCHEDULE		OPP. STRENGTH OF SCHEDULE		TEAM RPI		ADJ RPI		CONF. RPI		ADJ CONF. RPI				
DIV. I ONLY			24-27-0		.47059 176		10-5-0		47		65		97		.52266 97		4		4				
DIV. I NON-CONF.			6-15-0		.28571 264		1-0-0		100		151		235		.4556 235		3		3				
TOTALS		RPI 1-25		RPI 26-50		W-L RECORDS		RPI 51-100		RPI 101-150		RPI 150+											
24-27-0		3-0-0		4-5-0		OVERALL		10-11-0		0-5-0		7-6-0											
12-8-0		3-0-0		2-3-0		HOME		5-2-0		0-2-0		2-1-0											
10-13-0		0-0-0		2-1-0		AWAY		5-7-0		0-1-0		3-4-0											
2-6-0		0-0-0		0-1-0		NEUTRAL		0-2-0		0-2-0		2-1-0											
6-15-0		0-0-0		0-0-0		NON-CONFERENCE		1-5-0		0-5-0		5-5-0											
3-3-0		0-0-0		0-0-0		HOME		1-0-0		0-2-0		2-1-0											
1-7-0		0-0-0		0-0-		AWAY		0-3-0		0-1-0		1-3-0											
2-5-0		0-0-0		0-0-0		NEUTRAL		0-2-0		0-2-0		2-1-0											
18-12-0		3-0-0		4-5-0		CONFERENCE		9-6-0		0-0-0		2-1-0											
9-5-0		3-0-0		2-3-0		HOME		4-2-0		0-0-0		0-0-0											
9-6-0		0-0-0		2-1-0		AWAY		5-4-0		0-0-0		2-1-0											
0-1-0		0-0-0		0-1-0		NEUTRAL		0-0-0		0-0-0		0-0-0											
RPI	S	Opponent		Score		RPI	S	Opponent		Score		RPI	S	Opponent		Score							
23	H	Arizona		6 3		38	A	Arizona St.		16 7		52	N	Minnesota		2 9							
23	H	Arizona		4 2		38	A	Arizona St.		3 1		52	N	Minnesota		4 20							
23	H	Arizona		7 6		38	A	Arizona St.		0 5		54	A	BYU		4 10							
						49	H	Oregon St.		4 10		54	A	BYU		11 12							
						49	H	Oregon St.		2 7		54	H	BYU		6 7							
						49	H	Oregon St.		7 6		56	A	St. Mary's (CA)		9 8							
						49	N	Oregon St.		2 10		70	A	California		3 5							
						50	H	Washington		4 5		70	A	California		4 0							
						50	H	Washington		12 8		70	A	California		3 2							
												74	H	Stanford		3 4							
												74	H	Stanford		11 5							
												74	H	Stanford		11 5							
												85	A	Oregon		2 0							
												85	A	Oregon		3 7							
												85	A	Oregon		1 2							
												90	A	Southern California		1 4							
												90	A	Southern California		15 1							
												90	A	Southern California		4 8							
												100	H	UCLA									
												100	H	UCLA									
						LAST 15 GAMES																	
						50 H Washington						12 8											
						50 H Washington						4 5											
						70 A California						6 5											
						70 A California						2 9											
						70 A California						8 3											

Non-Div. I Games:

Utah

			RPI	S	Opponent	Score			
54	H	BYU	8	1	100	H	UCLA	3	10
74	H	Stanford	8	3					
74	H	Stanford	2	4					
74	H	Stanford	9	7					
172	A	Washington St.	3	2					

U
t
a
h

U
t
a
h

Average RPI Win:		150	WON-LOST RECORD		WINNING PCT. RANK		LAST 15 GAMES		STRENGTH OF SCHEDULE		OPP. STRENGTH OF SCHEDULE		TEAM RPI		ADJ RPI		CONF. RPI		ADJ CONF. RPI										
DIV. I ONLY			30-28-0		.51724 136		7-8-0		70		75		98		.52223 98		10		10										
DIV. I NON-CONF.			14-11-0		.56 112		0-1-0		46		50		87		.53317 87		9		9										
TOTALS		RPI 1-25		RPI 26-50		W-L RECORDS		RPI 51-100		RPI 101-150		RPI 150+																	
30-28-0		2-8-0		3-7-0		OVERALL		3-4-0		9-5-0		13-4-0																	
16-15-0		1-5-0		1-1-0		HOME		1-2-0		5-4-0		8-3-0																	
13-11-0		1-3-0		1-5-0		AWAY		2-1-0		4-1-0		5-1-0																	
1-2-0		0-0-0		1-1-0		NEUTRAL		0-1-0		0-0-0		0-0-0																	
14-11-0		1-6-0		2-3-0		NON-CONFERENCE		0-0-0		4-1-0		7-1-0																	
10-6-0		0-3-0		1-1-0		HOME		0-0-0		2-1-0		7-1-0																	
4-5-0		1-3-0		1-0-		AWAY		0-0-0		2-0-0		0-0-0																	
0-0-0		0-0-0		0-0-0		NEUTRAL		0-0-0		0-0-0		0-0-0																	
16-17-0		1-2-0		1-4-0		CONFERENCE		3-4-0		5-4-0		6-3-0																	
6-9-0		1-2-0		0-0-0		HOME		1-2-0		3-3-0		1-2-0																	
9-6-0		0-0-0		0-3-0		AWAY		2-1-0		2-1-0		5-1-0																	
1-2-0		0-0-0		1-1-0		NEUTRAL		0-1-0		0-0-0		0-0-0																	
RPI	S	Opponent		Score		RPI	S	Opponent		Score		RPI	S	Opponent		Score													
4	A	Texas A&M		3	7	32	A	Louisiana Tech		5	4	78	H	Ga. Southern		6	10	103	A	SFA		13	5						
14	H	Texas Tech		4	6	32	A	Louisiana Tech		8	12	78	H	Ga. Southern		4	0	103	H	SFA		1	12						
15	H	UL Lafayette		6	19	32	A	Louisiana Tech		3	8	78	H	Ga. Southern		0	6	103	H	SFA		13	7						
15	H	UL Lafayette		4	1	33	H	Oklahoma St.		3	5	78	N	Ga. Southern		0	6	112	A	Baylor		9	2						
15	H	UL Lafayette		4	6	33	H	Oklahoma St.		3	2	92	A	Troy		4	2	112	H	Baylor		6	3						
18	A	TCU		1	5	48	A	South Ala.		3	4	92	A	Troy		18	5	115	H	Arkansas St.		11	8						
18	A	TCU		4	3	48	A	South Ala.		3	4	92	A	Troy		2	5	115	H	Arkansas St.		2	0						
18	H	TCU		4	17	48	A	South Ala.		4	6							115	H	Arkansas St.		0	4						
22	A	Dallas Baptist		2	13	48	N	South Ala.		4	2							129	A	Little Rock		21	8						
22	H	Dallas Baptist		3	7	48	N	South Ala.		0	3							129	A	Little Rock		6	4						
						LAST 15 GAMES																							
						48 N South Ala.						0	3	239 A Appalachian St.						8	3	230 H A&M-Corpus Christi						6	8
						78 N Ga. Southern						0	6	239 A Appalachian St.						4	3	230 H A&M-Corpus Christi						10	4
						48 N South Ala.						4	2	129 A Little Rock						6	4	230 H A&M-Corpus Christi						7	1
						151 H Texas St.						2	6									230 H A&M-Corpus Christi						6	2
						151 H Texas St.						9	4									239 A Appalachian St.						4	3
																						239 A Appalachian St.						8	3

Non-Div. I Games:

UT Arlington

151 H Texas St.	3	4
239 A Appalachian St.	7	5

RPI	S	Opponent	Score	
239	A	Appalachian St.	7	5
274	H	Incarnate Word	10	2
274	H	Incarnate Word	9	3
274	H	Incarnate Word	13	0

Average RPI Win:	190	WON-LOST RECORD	WINNING PCT. RANK	LAST 15 GAMES	STRENGTH OF SCHEDULE	OPP. STRENGTH OF SCHEDULE	TEAM RPI	ADJ RPI	CONF. RPI	ADJ CONF. RPI				
DIV. I ONLY		34-23-0	.59649	79	8-7-0	143	173	99	.52211	99	21	21		
DIV. I NON-CONF.		11-12-0	.47826	160	1-4-0	87	123	137	.50356	137	23	23		
<hr/>														
TOTALS	RPI 1-25	RPI 26-50		W-L RECORDS		RPI 51-100		RPI 101-150		RPI 150+				
34-23-0	0-1-0	0-0-0		OVERALL		4-13-0		6-3-0		24-6-0				
20-8-0	0-0-0	0-0-0		HOME		3-5-0		3-1-0		14-2-0				
12-13-0	0-1-0	0-0-0		AWAY		1-6-0		3-2-0		8-4-0				
2-2-0	0-0-0	0-0-0		NEUTRAL		0-2-0		0-0-0		2-0-0				
<hr/>														
11-12-0	0-1-0	0-0-0		NON-CONFERENCE		2-7-0		5-1-0		4-3-0				
7-6-0	0-0-0	0-0-0		HOME		1-4-0		3-1-0		3-1-0				
4-6-0	0-1-0	0-0-		AWAY		1-3-0		2-0-0		1-2-0				
0-0-0	0-0-0	0-0-0		NEUTRAL		0-0-0		0-0-0		0-0-0				
<hr/>														
23-11-0	0-0-0	0-0-0		CONFERENCE		2-6-0		1-2-0		20-3-0				
13-2-0	0-0-0	0-0-0		HOME		2-1-0		0-0-0		11-1-0				
8-7-0	0-0-0	0-0-0		AWAY		0-3-0		1-2-0		7-2-0				
2-2-0	0-0-0	0-0-0		NEUTRAL		0-2-0		0-0-0		2-0-0				
<hr/>														
RPI	S	Opponent	Score		RPI	S	Opponent	Score		RPI	S	Opponent	Score	
9	A	Vanderbilt	5	8										
							59 H UConn	4	19			110 H Bradley	7	1
							67 A Kentucky	2	3			110 H Bradley	8	4
							68 H Southeast Mo. St.	6	1			110 H Bradley	7	9
							68 H Southeast Mo. St.	8	6			116 A Morehead St.	6	2
							68 H Southeast Mo. St.	3	7			116 A Morehead St.	1	11
							68 N Southeast Mo. St.	4	10			116 A Morehead St.	6	7
							69 H Oklahoma	3	11			123 A Southern Ill.	16	10
							69 H Oklahoma	17	7			123 H Southern Ill.	13	6
							69 H Oklahoma	1	4			131 A Western Ky.	16	2
							83 A Jacksonville St.	5	8			164 A Middle Tenn.	5	6
							83 A Jacksonville St.	1	6			164 H Middle Tenn.	3	17
							83 A Jacksonville St.	12	25			190 A Belmont	0	15
							83 N Jacksonville St.	10	12			190 A Belmont	6	3
							86 H Missouri St.	4	11			190 A Belmont	6	5
							87 A Mercer	12	13			190 N Belmont	12	7
							87 A Mercer	10	7			190 N Belmont	7	4
							87 A Mercer	4	14			192 A Tennessee Tech	10	2
												192 A Tennessee Tech	3	14
												192 A Tennessee Tech	9	4
												194 A Lipscomb	7	8
												194 H Lipscomb	11	8
												198 H Murray St.	16	11
												198 H Murray St.	10	4
												198 H Murray St.	6	2
												206 A Memphis	9	7
												212 H Northern Ill.	14	1
												214 H Eastern Ky.	4	3
<hr/>														
LAST 15 GAMES														
				68 N Southeast Mo. St.	4	10	194 A Lipscomb	7	8			198 H Murray St.	10	4
				190 N Belmont	7	4	280 A SIUE	7	4			198 H Murray St.	6	2
				83 N Jacksonville St.	10	12	280 A SIUE	12	9			206 A Memphis	9	7
				190 N Belmont	12	7						212 H Northern Ill.	14	1
				69 H Oklahoma	17	7						214 H Eastern Ky.	4	3

Non-Div. I Games:

Austin Peay

69	H	Oklahoma	3	11
69	H	Oklahoma	1	4

RPI	S	Opponent	Score	
214	H	Eastern Ky.	14	4
214	H	Eastern Ky.	10	1
264	H	UT Martin	7	9
264	H	UT Martin	6	5
264	H	UT Martin	8	3
272	H	Eastern Ill.	13	6
272	H	Eastern Ill.	5	3
272	H	Eastern Ill.	6	3
280	A	SIUE	7	4
280	A	SIUE	12	9
280	A	SIUE	14	3
292	H	Alcorn	12	0

Average RPI Win: 94		WON-LOST RECORD		WINNING PCT. RANK		LAST 15 GAMES		STRENGTH OF SCHEDULE		OPP. STRENGTH OF SCHEDULE		TEAM RPI		ADJ RPI		CONF. RPI		ADJ CONF. RPI	
DIV. I ONLY		25-30-0		.45455 186		6-9-0		24		31		100		.52206 100		4		4	
DIV. I NON-CONF.		12-13-0		.48 158		3-3-0		14		14		91		.5316 91		3		3	
TOTALS		RPI 1-25		RPI 26-50		W-L RECORDS		RPI 51-100		RPI 101-150		RPI 150+							
25-30-0		3-6-0		2-8-0		OVERALL		10-11-0		7-5-0		3-0-0							
16-15-0		2-3-0		1-3-0		HOME		6-6-0		4-3-0		3-0-0							
8-15-0		1-3-0		1-5-0		AWAY		3-5-0		3-2-0		0-0-0							
1-0-0		0-0-0		0-0-0		NEUTRAL		1-0-0		0-0-0		0-0-0							
12-13-0		2-4-0		0-2-0		NON-CONFERENCE		3-2-0		7-5-0		0-0-0							
7-9-0		2-3-0		0-1-0		HOME		1-2-0		4-3-0		0-0-0							
5-4-0		0-1-0		0-0-		AWAY		2-0-0		3-2-0		0-0-0							
0-0-0		0-0-0		0-0-0		NEUTRAL		0-0-0		0-0-0		0-0-0							
13-17-0		1-2-0		2-6-0		CONFERENCE		7-9-0		0-0-0		3-0-0							
9-6-0		0-0-0		1-2-0		HOME		5-4-0		0-0-0		3-0-0							
3-11-0		1-2-0		1-4-0		AWAY		1-5-0		0-0-0		0-0-0							
1-0-0		0-0-0		0-0-0		NEUTRAL		1-0-0		0-0-0		0-0-0							
RPI	S	Opponent		Score		RPI	S	Opponent		Score		RPI	S	Opponent		Score			
11	H	Mississippi St.		2	1	38	H	Arizona St.		4	10	51	A	Long Beach St.		11	10		
17	H	North Carolina		6	5	38	H	Arizona St.		13	2	51	H	Long Beach St.		1	10		
17	H	North Carolina		5	14	38	H	Arizona St.		4	12	69	H	Oklahoma		4	2		
17	H	North Carolina		0	4	43	A	Cal St. Fullerton		7	10	70	A	California		1	9		
23	A	Arizona		1	6	43	H	Cal St. Fullerton		7	14	70	A	California		2	8		
23	A	Arizona		4	3	49	A	Oregon St.		0	3	70	A	California		3	5		
23	A	Arizona		5	6	49	A	Oregon St.		0	1	74	H	Stanford		1	4		
24	A	UC Santa Barbara		6	11	50	A	Washington		7	8	74	H	Stanford		6	5		
24	H	UC Santa Barbara		3	4	50	A	Washington		1	0	74	H	Stanford		2	8		
						50	A	Washington		4	7	85	H	Oregon		6	3		
												85	H	Oregon		13	1		
												85	H	Oregon		4	2		
												90	H	Southern California		4	3		
												90	H	Southern California		0	9		
												90	H	Southern California		3	5		
												90	N	Southern California		5	3		
												91	A	Pepperdine		10	6		
												91	H	Pepperdine		1	4		
												97	A	Utah		4	9		
												97	A	Utah		4	6		
				LAST 15 GAMES															
				49 A Oregon St.				0	3										
				49 A Oregon St.				0	1										
				38 H Arizona St.				4	10										
				38 H Arizona St.				13	2										
				38 H Arizona St.				4	12										

Non-Div. I Games:

UCLA

24	H	UC Santa Barbara	3	4
90	H	Southern California	0	9

RPI	S	Opponent	Score	
97	A	Utah	10	3

90	H	Southern California	4	3
90	H	Southern California	3	5
91	H	Pepperdine	1	4

U
C
L
A

U
C
L
A

Average RPI Win: 149		WON-LOST RECORD		WINNING PCT. RANK		LAST 15 GAMES		STRENGTH OF SCHEDULE		OPP. STRENGTH OF SCHEDULE		TEAM RPI		ADJ RPI		CONF. RPI		ADJ CONF. RPI					
DIV. I ONLY		32-24-0		.57143		91		7-8-0		152		67		101		.5216		101					
DIV. I NON-CONF.		16-13-0		.55172		115		1-1-0		184		56		125		.5087		125					
TOTALS		RPI 1-25		RPI 26-50		W-L RECORDS		RPI 51-100		RPI 101-150		RPI 150+											
32-24-0		0-1-0		1-6-0		OVERALL		12-8-0		5-6-0		14-3-0											
19-6-0		0-0-0		0-0-0		HOME		6-3-0		2-2-0		11-1-0											
10-13-0		0-1-0		0-6-0		AWAY		6-2-0		3-2-0		1-2-0											
3-5-0		0-0-0		1-0-0		NEUTRAL		0-3-0		0-2-0		2-0-0											
16-13-0		0-1-0		0-3-0		NON-CONFERENCE		4-2-0		4-4-0		8-3-0											
9-4-0		0-0-0		0-0-0		HOME		2-1-0		2-2-0		5-1-0											
5-6-0		0-1-0		0-0-		AWAY		2-0-0		2-0-0		1-2-0											
2-3-0		0-0-0		0-0-0		NEUTRAL		0-1-0		0-2-0		2-0-0											
16-11-0		0-0-0		1-3-0		CONFERENCE		8-6-0		1-2-0		6-0-0											
10-2-0		0-0-0		0-0-0		HOME		4-2-0		0-0-0		6-0-0											
5-7-0		0-0-0		0-3-0		AWAY		4-2-0		1-2-0		0-0-0											
1-2-0		0-0-0		1-0-0		NEUTRAL		0-2-0		0-0-0		0-0-0											
RPI	S	Opponent		Score		RPI	S	Opponent		Score		RPI	S	Opponent		Score							
2	A	Louisville		2	9	43	A	Cal St. Fullerton		3	8	52	A	Minnesota		12	8	106	A	Rutgers	1	7	
						43	A	Cal St. Fullerton		2	3	52	A	Minnesota		3	2	106	A	Rutgers	9	2	
						43	A	Cal St. Fullerton		1	6	52	A	Minnesota		6	8	106	A	Rutgers	2	3	
						45	A	Nebraska		1	4	55	H	Illinois		4	1	117	H	Western Caro.	3	2	
						45	A	Nebraska		0	2	55	H	Illinois		1	2	117	H	Western Caro.	9	1	
						45	A	Nebraska		0	3	55	H	Illinois		3	1	117	H	Western Caro.	1	4	
						45	N	Nebraska		6	2	58	N	Maryland		0	3	118	A	Cincinnati	7	3	
												58	N	Maryland		3	5	118	H	Cincinnati	0	5	
												67	H	Kentucky		3	2	138	A	Evansville	7	6	
												71	A	Indiana St.		7	5	146	N	Seton Hall	2	7	
												71	H	Indiana St.		5	3	146	N	Seton Hall	4	6	
												71	H	Indiana St.		1	5	164	A	Middle Tenn.	2	3	
												72	H	Iowa		5	6	164	A	Middle Tenn.	14	4	
												72	H	Iowa		8	2	164	A	Middle Tenn.	4	5	
												72	H	Iowa		7	1	177	H	Ball St.	4	3	
												73	A	Michigan St.		8	4	204	H	Toledo	8	0	
												73	A	Michigan St.		0	9	204	H	Toledo	1	3	
												73	A	Michigan St.		3	2	204	H	Toledo	9	6	
												88	A	Xavier		8	0	204	H	Toledo	5	1	
												95	N	Notre Dame		0	5	219	N	Illinois St.	14	1	
																		256	H	Northwestern	4	3	
																		256	H	Northwestern	7	6	
																		256	H	Northwestern	2	1	
																		275	H	Purdue	3	2	
																		275	H	Purdue	10	9	
																		275	H	Purdue	7	6	
																		276	H	Butler	27	1	
						LAST 15 GAMES																	
						58	N	Maryland		0	3	55	H	Illinois		4	1	256	H	Northwestern	2	1	
						45	N	Nebraska		6	2	55	H	Illinois		3	1	275	H	Purdue	3	2	
						58	N	Maryland		3	5	55	H	Illinois		1	2	275	H	Purdue	10	9	
						45	A	Nebraska		0	3												
						45	A	Nebraska		0	2												

Non-Div. I Games:

Indiana

45	A	Nebraska	1	4
2	A	Louisville	2	9

RPI	S	Opponent	Score	
276	N	Butler	2	1

Indiana

I
n
d
i
a
n
a

I
n
d
i
a
n
a

Average RPI Win: 208		WON-LOST RECORD		WINNING PCT. RANK		LAST 15 GAMES		STRENGTH OF SCHEDULE		OPP. STRENGTH OF SCHEDULE		TEAM RPI		ADJ RPI		CONF. RPI		ADJ CONF. RPI							
DIV. I ONLY		24-19-0		.55814 99		9-6-0		154		245		102		.52007 102		25		25							
DIV. I NON-CONF.		9-11-0		.45 179		1-0-0		6		238		44		.5559 44		20		20							
TOTALS		RPI 1-25		RPI 26-50		W-L RECORDS		RPI 51-100		RPI 101-150		RPI 150+													
24-19-0		0-3-0		0-0-0		OVERALL		0-2-0		4-3-0		20-11-0													
9-3-0		0-0-0		0-0-0		HOME		0-0-0		1-0-0		8-3-0													
12-14-0		0-3-0		0-0-0		AWAY		0-2-0		2-3-0		10-6-0													
3-2-0		0-0-0		0-0-0		NEUTRAL		0-0-0		1-0-0		2-2-0													
9-11-0		0-3-0		0-0-0		NON-CONFERENCE		0-2-0		4-3-0		5-3-0													
1-1-0		0-0-0		0-0-0		HOME		0-0-0		1-0-0		0-1-0													
7-9-0		0-3-0		0-0-		AWAY		0-2-0		2-3-0		5-1-0													
1-1-0		0-0-0		0-0-0		NEUTRAL		0-0-0		1-0-0		0-1-0													
15-8-0		0-0-0		0-0-0		CONFERENCE		0-0-0		0-0-0		15-8-0													
8-2-0		0-0-0		0-0-0		HOME		0-0-0		0-0-0		8-2-0													
5-5-0		0-0-0		0-0-0		AWAY		0-0-0		0-0-0		5-5-0													
2-1-0		0-0-0		0-0-0		NEUTRAL		0-0-0		0-0-0		2-1-0													
RPI	S	Opponent		Score		RPI	S	Opponent		Score		RPI	S	Opponent		Score									
2	A	Louisville		2	4							121	N	Penn St.		6	2								
2	A	Louisville		0	11							79	A	Old Dominion		4	10	135	A	St. John's (NY)		9	4		
2	A	Louisville		1	9							79	A	Old Dominion		6	7	145	A	Navy		4	1		
												145	A	Navy		0	1	145	A	Navy		0	1		
												145	A	Navy		0	1	145	A	Navy		0	7		
												146	H	Seton Hall		7	4	179	A	Columbia		4	5		
												179	A	Columbia		6	2	179	A	Columbia		4	8		
												179	A	Columbia		7	8	179	A	Columbia		3	7		
												180	H	Monmouth		3	7	181	A	Georgetown		3	4		
												181	A	Georgetown		8	4	181	A	Georgetown		7	3		
						181	A	Georgetown		4	0	181	A	Georgetown		5	3								
						195	A	Richmond		5	3	210	A	Yale		1	6								
						210	A	Yale		3	6	210	A	Yale		6	2								
						210	N	Yale		2	1	210	N	Yale		7	8								
						210	N	Yale		2	1	210	N	Yale		2	1								
						221	H	Dartmouth		9	8	221	H	Dartmouth		5	1								
						221	H	Dartmouth		2	5	233	H	Penn		3	1								
						233	H	Penn		3	1	233	H	Penn		3	1								
						233	H	Penn		3	1	233	H	Penn		3	1								
LAST 15 GAMES																									
						210	N	Yale		2	1	179	A	Columbia		4	5	221	H	Dartmouth					
						210	N	Yale		6	2	179	A	Columbia		7	8	221	H	Dartmouth					
						210	N	Yale		7	8	179	A	Columbia		4	8	233	H	Penn					
						249	H	Cornell		3	4							233	H	Penn					
						249	H	Cornell		7	2							233	H	Penn					

Non-Div. I Games:

Princeton

249	A	Cornell	4	3
249	A	Cornell	6	1

RPI	S	Opponent	Score	
233	H	Penn	7	2
234	H	Harvard	14	5
234	H	Harvard	4	1
236	A	Brown	25	7
236	A	Brown	11	9
249	A	Cornell	6	1
249	A	Cornell	4	3
249	H	Cornell	3	4
249	H	Cornell	7	2
269	A	Rider	7	2
279	N	NYIT	1	2

Princeton

P
r
i
n
c
e
t
o
n

P
r
i
n
c
e
t
o
n

Average RPI Win: 147		WON-LOST RECORD		WINNING PCT. RANK		LAST 15 GAMES		STRENGTH OF SCHEDULE		OPP. STRENGTH OF SCHEDULE		TEAM RPI		ADJ RPI		CONF. RPI		ADJ CONF. RPI					
Average RPI Loss: 101		30-30-0		.5 147		7-8-0		90		106		103		.5197 103		12		12					
DIV. I ONLY		12-12-0		.5 148		1-3-0		34		107		64		.54215 64		10		10					
DIV. I NON-CONF.																							
TOTALS		RPI 1-25		RPI 26-50		W-L RECORDS		RPI 51-100		RPI 101-150		RPI 150+											
30-30-0		0-2-0		4-7-0		OVERALL		7-9-0		6-6-0		13-6-0											
14-9-0		0-0-0		0-0-0		HOME		4-6-0		1-1-0		9-2-0											
12-18-0		0-2-0		2-4-0		AWAY		2-3-0		4-5-0		4-4-0											
4-3-0		0-0-0		2-3-0		NEUTRAL		1-0-0		1-0-0		0-0-0											
12-12-0		0-2-0		1-1-0		NON-CONFERENCE		2-4-0		5-3-0		4-2-0											
5-2-0		0-0-0		0-0-0		HOME		0-1-0		1-1-0		4-0-0											
6-9-0		0-2-0		0-0-		AWAY		2-3-0		4-2-0		0-2-0											
1-1-0		0-0-0		1-1-0		NEUTRAL		0-0-0		0-0-0		0-0-0											
18-18-0		0-0-0		3-6-0		CONFERENCE		5-5-0		1-3-0		9-4-0											
9-7-0		0-0-0		0-0-0		HOME		4-5-0		0-0-0		5-2-0											
6-9-0		0-0-0		2-4-0		AWAY		0-0-0		0-3-0		4-2-0											
3-2-0		0-0-0		1-2-0		NEUTRAL		1-0-0		1-0-0		0-0-0											
RPI	S	Opponent		Score		RPI	S	Opponent		Score		RPI	S	Opponent		Score		RPI	S	Opponent		Score	
4	A	Texas A&M		1	21	33	N	Oklahoma St.		2	8	68	A	Southeast Mo. St.		5	9	111	A	Central Ark.		4	5
18	A	TCU		2	3	33	N	Oklahoma St.		5	4	68	A	Southeast Mo. St.		3	2	111	A	Central Ark.		2	3
						41	A	Sam Houston St.		3	7	68	A	Southeast Mo. St.		6	15	111	A	Central Ark.		7	9
						41	A	Sam Houston St.		8	4	77	H	Lamar		9	10	111	N	Central Ark.		10	4
						41	A	Sam Houston St.		6	8	77	H	Lamar		6	13	128	A	Kansas St.		6	5
						41	N	Sam Houston St.		2	8	77	H	Lamar		0	12	128	A	Kansas St.		5	11
						41	N	Sam Houston St.		3	5	77	N	Lamar		5	2	129	H	Little Rock		2	7
						41	N	Sam Houston St.		1	0	84	H	New Orleans		16	6	147	A	New Mexico St.		6	7
						47	A	Northwestern St.		2	4	84	H	New Orleans		11	19	147	A	New Mexico St.		14	7
						47	A	Northwestern St.		4	1	84	H	New Orleans		4	5	147	A	New Mexico St.		8	2
						47	A	Northwestern St.		3	10	96	H	McNeese St.		12	6	147	A	New Mexico St.		5	4
												96	H	McNeese St.		8	2	149	H	La.-Monroe		6	2
												96	H	McNeese St.		11	2	161	H	Sacred Heart		15	1
												98	A	UT Arlington		7	13	161	H	Sacred Heart		7	5
												98	A	UT Arlington		12	1	161	H	Sacred Heart		13	11
												98	H	UT Arlington		5	13	186	A	Wichita St.		2	10
																		186	A	Wichita St.		4	12
																		193	A	Houston Baptist		2	6
																		193	A	Houston Baptist		15	3
																		193	A	Houston Baptist		1	12
																		193	H	Houston Baptist		8	7
																		217	A	Abilene Christian		7	2
																		217	A	Abilene Christian		13	4
																		217	A	Abilene Christian		11	2
																		230	H	A&M-Corpus Christi		7	6
																		230	H	A&M-Corpus Christi		3	2
																		230	H	A&M-Corpus Christi		9	11
				LAST 15 GAMES																			
				41	N	Sam Houston St.		2	8	77	H	Lamar		6	13	217	A	Abilene Christian		13	4		
				41	N	Sam Houston St.		1	0	18	A	TCU		2	3	217	A	Abilene Christian		11	2		
				111	N	Central Ark.		10	4	68	A	Southeast Mo. St.		5	9	230	H	A&M-Corpus Christi		7	6		
				77	N	Lamar		5	2							230	H	A&M-Corpus Christi		3	2		
				41	N	Sam Houston St.		3	5							230	H	A&M-Corpus Christi		9	11		

Non-Div. I Games:

SFA

SFA

77	H	Lamar	0	12
77	H	Lamar	9	10

Through Games Of May 28, 2016

RPI	S	Opponent	Score	
274	H	Incarnate Word	11	1
274	H	Incarnate Word	7	1
274	H	Incarnate Word	4	14
282	H	Texas Southern	17	3

SFA

S
F
A

S
F
A

Average RPI Win: 181		WON-LOST	WINNING	LAST 15	STRENGTH OF		OPP. STRENGTH	TEAM	ADJ		CONF.	ADJ CONF.
Average RPI Loss: 115		RECORD	PCT. RANK	GAMES	SCHEDULE		OF SCHEDULE	RPI	RPI		RPI	RPI
DIV. I ONLY		32-24-0	.57143	91	6-9-0		107	167	104		17	17
DIV. I NON-CONF.		17-12-0	.58621	93	0-3-0		112	185	111		19	19
TOTALS		RPI 1-25	RPI 26-50		W-L RECORDS		RPI 51-100		RPI 101-150		RPI 150+	
32-24-0		1-3-0	3-4-0		OVERALL		3-3-0		1-3-0		24-11-0	
22-9-0		0-0-0	3-2-0		HOME		1-1-0		1-2-0		17-4-0	
9-13-0		1-3-0	0-2-0		AWAY		2-2-0		0-0-0		6-6-0	
1-2-0		0-0-0	0-0-0		NEUTRAL		0-0-0		0-1-0		1-1-0	
17-12-0		0-1-0	3-4-0		NON-CONFERENCE		3-3-0		0-0-0		11-4-0	
14-5-0		0-0-0	3-2-0		HOME		1-1-0		0-0-0		10-2-0	
3-7-0		0-1-0	0-0-		AWAY		2-2-0		0-0-0		1-2-0	
0-0-0		0-0-0	0-0-0		NEUTRAL		0-0-0		0-0-0		0-0-0	
15-12-0		1-2-0	0-0-0		CONFERENCE		0-0-0		1-3-0		13-7-0	
8-4-0		0-0-0	0-0-0		HOME		0-0-0		1-2-0		7-2-0	
6-6-0		1-2-0	0-0-0		AWAY		0-0-0		0-0-0		5-4-0	
1-2-0		0-0-0	0-0-0		NEUTRAL		0-0-0		0-1-0		1-1-0	
RPI S	Opponent	Score	RPI S	Opponent	Score	RPI S	Opponent	Score	RPI S	Opponent	Score	
13 A	Coastal Caro.	5 2	26 A	Wake Forest	3 8	58 A	Maryland	5 13	113 H	Liberty	10 11	
13 A	Coastal Caro.	0 4	26 H	Wake Forest	2 9	58 A	Maryland	4 3	113 H	Liberty	11 8	
13 A	Coastal Caro.	5 17	27 A	UNCW	6 11	58 A	Maryland	7 2	113 H	Liberty	3 16	
17 A	North Carolina	1 8	27 H	UNCW	1 5	76 A	UNCG	5 13	113 N	Liberty	1 6	
			35 H	East Carolina	5 1	76 H	UNCG	3 9	155 A	Gardner-Webb	5 2	
			42 H	Wright St.	5 4	76 H	UNCG	15 5	155 A	Gardner-Webb	1 3	
			42 H	Wright St.	11 6				155 A	Gardner-Webb	0 9	
									157 H	Longwood	3 4	
									157 H	Longwood	7 2	
									157 H	Longwood	2 1	
									157 N	Longwood	13 18	
									162 A	Campbell	3 4	
									162 A	Campbell	11 1	
									162 A	Campbell	3 4	
									168 A	Davidson	5 6	
									170 H	Winthrop	7 2	
									170 H	Winthrop	4 2	
									170 H	Winthrop	2 6	
									170 N	Winthrop	6 2	
									202 H	Radford	7 0	
									202 H	Radford	9 5	
									202 H	Radford	7 2	
									208 A	Elon	8 2	
									208 H	Elon	17 16	
									235 H	Dayton	10 9	
									235 H	Dayton	3 0	
									235 H	Dayton	1 5	
LAST 15 GAMES			157 N	Longwood	13 18	162 A	Campbell	3 4	208 A	Elon	8 2	
			170 N	Winthrop	6 2	162 A	Campbell	3 4	208 H	Elon	17 16	
			113 N	Liberty	1 6	26 H	Wake Forest	2 9	235 H	Dayton	10 9	
			113 H	Liberty	3 16				235 H	Dayton	3 0	
			113 H	Liberty	11 8				235 H	Dayton	1 5	

Non-Div. I Games:

High Point

High Point

113 H Liberty	10	11
162 A Campbell	11	1

Through Games Of May 28, 2016

RPI	S	Opponent	Score	
252	H	Marist	6	8
252	H	Marist	4	2
252	H	Marist	9	7
269	H	Rider	4	2
269	H	Rider	10	2
269	H	Rider	6	4
277	H	La Salle	4	0
277	H	La Salle	5	1
278	A	N.C. Central	1	14
285	A	UNC Asheville	11	2
285	A	UNC Asheville	8	0
285	A	UNC Asheville	6	4

High Point

H
i
g
h
P
o
i
n
t

H
i
g
h
P
o
i
n
t

Average RPI Win:		165	WON-LOST RECORD		WINNING PCT. RANK		LAST 15 GAMES		STRENGTH OF SCHEDULE		OPP. STRENGTH OF SCHEDULE		TEAM RPI		ADJ RPI		CONF. RPI		ADJ CONF. RPI	
DIV. I ONLY			27-32-0		.45763 184		7-8-0		39		131		105		.51907 105		15		15	
DIV. I NON-CONF.			15-18-0		.45455 174		1-1-0		16		69		74		.5384 74		17		17	
TOTALS		RPI 1-25		RPI 26-50		W-L RECORDS		RPI 51-100		RPI 101-150		RPI 150+								
27-32-0		1-6-0		1-1-0		OVERALL		3-9-0		5-7-0		17-9-0								
13-11-0		0-1-0		1-0-0		HOME		2-4-0		3-2-0		7-4-0								
11-18-0		1-5-0		0-1-0		AWAY		0-3-0		2-4-0		8-5-0								
3-3-0		0-0-0		0-0-0		NEUTRAL		1-2-0		0-1-0		2-0-0								
15-18-0		1-6-0		1-1-0		NON-CONFERENCE		1-3-0		3-5-0		9-3-0								
7-5-0		0-1-0		1-0-0		HOME		1-2-0		1-1-0		4-1-0								
8-12-0		1-5-0		0-0-		AWAY		0-0-0		2-4-0		5-2-0								
0-1-0		0-0-0		0-0-0		NEUTRAL		0-1-0		0-0-0		0-0-0								
12-14-0		0-0-0		0-0-0		CONFERENCE		2-6-0		2-2-0		8-6-0								
6-6-0		0-0-0		0-0-0		HOME		1-2-0		2-1-0		3-3-0								
3-6-0		0-0-0		0-0-0		AWAY		0-3-0		0-0-0		3-3-0								
3-2-0		0-0-0		0-0-0		NEUTRAL		1-1-0		0-1-0		2-0-0								
RPI	S	Opponent		Score		RPI	S	Opponent		Score		RPI	S	Opponent		Score				
1	A	Florida		2	4	28	A	Fla. Atlantic		2	5	55	H	Illinois		2	4			
1	A	Florida		4	8	28	H	Fla. Atlantic		3	2	55	H	Illinois		2	4			
1	A	Florida		3	12							55	H	Illinois		3	2			
3	A	Miami (FL)		3	8							61	H	North Florida		10	11			
3	A	Miami (FL)		2	6							61	H	North Florida		4	2			
3	H	Miami (FL)		0	4							61	H	North Florida		3	6			
12	A	Florida St.		11	8							61	N	North Florida		3	2			
												61	N	North Florida		6	12			
												73	N	Michigan St.		6	7			
												82	A	Jacksonville		0	5			
												82	A	Jacksonville		3	4			
												82	A	Jacksonville		3	6			

Non-Div. I Games:

FGCU

159 H Kennesaw St.	7	8
159 H Kennesaw St.	1	7

RPI	S	Opponent	Score	
216	H	Quinnipiac	8	4
216	H	Quinnipiac	9	10
223	A	USC Upstate	18	21
223	A	USC Upstate	3	7
223	A	USC Upstate	15	13
247	A	ETSU	7	4
247	A	ETSU	4	6
247	A	ETSU	11	10
263	H	NJIT	6	5
263	H	NJIT	10	1
263	H	NJIT	4	3

F
G
C
U

F
G
C
U

Average RPI Win:		173	WON-LOST RECORD		WINNING PCT. RANK		LAST 15 GAMES		STRENGTH OF SCHEDULE		OPP. STRENGTH OF SCHEDULE		TEAM RPI		ADJ RPI		CONF. RPI		ADJ CONF. RPI			
DIV. I ONLY			27-28-0		.49091 158		7-8-0		84		157		106		.51864 106		7		7			
DIV. I NON-CONF.			18-13-0		.58065 99		3-0-0		149		218		78		.53607 78		7		7			
TOTALS		RPI 1-25		RPI 26-50		W-L RECORDS		RPI 51-100		RPI 101-150		RPI 150+										
27-28-0		0-3-0		3-9-0		OVERALL		3-6-0		8-5-0		13-5-0										
16-6-0		0-0-0		1-2-0		HOME		0-0-0		6-2-0		9-2-0										
10-22-0		0-3-0		2-7-0		AWAY		3-6-0		2-3-0		3-3-0										
1-0-0		0-0-0		0-0-0		NEUTRAL		0-0-0		0-0-0		1-0-0										
18-13-0		0-3-0		1-2-0		NON-CONFERENCE		1-2-0		4-3-0		12-3-0										
10-0-0		0-0-0		0-0-0		HOME		0-0-0		2-0-0		8-0-0										
7-13-0		0-3-0		1-0-		AWAY		1-2-0		2-3-0		3-3-0										
1-0-0		0-0-0		0-0-0		NEUTRAL		0-0-0		0-0-0		1-0-0										
9-15-0		0-0-0		2-7-0		CONFERENCE		2-4-0		4-2-0		1-2-0										
6-6-0		0-0-0		1-2-0		HOME		0-0-0		4-2-0		1-2-0										
3-9-0		0-0-0		1-5-0		AWAY		2-4-0		0-0-0		0-0-0										
0-0-0		0-0-0		0-0-0		NEUTRAL		0-0-0		0-0-0		0-0-0										
RPI	S	Opponent		Score		RPI	S	Opponent		Score		RPI	S	Opponent		Score						
3	A	Miami (FL)		1	4	28	A	Fla. Atlantic		2	3	58	A	Maryland		7	5	101	H	Indiana	2	9
3	A	Miami (FL)		1	8	28	A	Fla. Atlantic		8	9	58	A	Maryland		5	4	101	H	Indiana	7	1
3	A	Miami (FL)		0	2	28	A	Fla. Atlantic		5	4	58	A	Maryland		0	6	101	H	Indiana	3	2
						37	A	Michigan		1	14	73	A	Michigan St.		2	5	105	A	FGCU	6	9
						37	A	Michigan		1	13	73	A	Michigan St.		4	5	105	A	FGCU	9	2
						37	A	Michigan		5	12	73	A	Michigan St.		5	6	121	H	Penn St.	5	7
						44	A	Ohio St.		3	11	79	A	Old Dominion		4	7	121	H	Penn St.	6	4
						44	A	Ohio St.		7	4	79	A	Old Dominion		2	4	121	H	Penn St.	5	0
						44	A	Ohio St.		1	2	79	A	Old Dominion		5	2	139	A	Saint Joseph's	6	4
						45	H	Nebraska		4	8							139	H	Saint Joseph's	11	1
						45	H	Nebraska		3	2							145	A	Navy	2	3
						45	H	Nebraska		1	8							146	A	Seton Hall	6	7
																		146	H	Seton Hall	3	2
																		180	A	Monmouth	2	12
																		180	H	Monmouth	20	4
																		201	H	Fordham	5	0
																		240	H	Villanova	6	4
																		256	H	Northwestern	10	12
																		256	H	Northwestern	10	7
																		256	H	Northwestern	1	5
																		258	A	Wagner	8	0
																		263	N	NJIT	10	3
						256	H	Northwestern		10	7	37	A	Michigan		5	12	265	H	Lafayette	11	3
						256	H	Northwestern		10	12	37	A	Michigan		1	13	269	A	Rider	2	3
						256	H	Northwestern		1	5	37	A	Michigan		1	14	273	A	George Mason	5	6
						295	H	Saint Peter's		12	3							273	A	George Mason	8	6
						58	A	Maryland		0	6							273	A	George Mason	11	5

Non-Div. I Games:

Rutgers

58	A	Maryland	7	5
58	A	Maryland	5	4

RPI	S	Opponent	Score	
284	H	Iona	13	8
291	H	Delaware St.	12	8
295	H	Saint Peter's	12	3
295	H	Saint Peter's	10	1

Rutgers

R
u
t
g
e
r
s

R
u
t
g
e
r
s

Average RPI Win: 197		WON-LOST	WINNING	LAST 15	STRENGTH OF		OPP. STRENGTH	TEAM	ADJ		CONF.	ADJ CONF.
Average RPI Loss: 187		RECORD	PCT. RANK	GAMES	SCHEDULE		OF SCHEDULE	RPI	RPI		RPI	RPI
DIV. I ONLY		30-23-0	.56604	95	12-3-0		201	255	107		20	20
DIV. I NON-CONF.		8-18-0	.30769	254	2-1-0		224	290	243		18	18
TOTALS		RPI 1-25	RPI 26-50		W-L RECORDS		RPI 51-100		RPI 101-150		RPI 150+	
30-23-0		0-0-0	0-0-0		OVERALL		4-3-0		0-5-0		26-15-0	
14-1-0		0-0-0	0-0-0		HOME		3-0-0		0-0-0		11-1-0	
13-22-0		0-0-0	0-0-0		AWAY		0-3-0		0-5-0		13-14-0	
3-0-0		0-0-0	0-0-0		NEUTRAL		1-0-0		0-0-0		2-0-0	
8-18-0		0-0-0	0-0-0		NON-CONFERENCE		0-3-0		0-5-0		8-10-0	
3-0-0		0-0-0	0-0-0		HOME		0-0-0		0-0-0		3-0-0	
5-18-0		0-0-0	0-0-		AWAY		0-3-0		0-5-0		5-10-0	
0-0-0		0-0-0	0-0-0		NEUTRAL		0-0-0		0-0-0		0-0-0	
22-5-0		0-0-0	0-0-0		CONFERENCE		4-0-0		0-0-0		18-5-0	
11-1-0		0-0-0	0-0-0		HOME		3-0-0		0-0-0		8-1-0	
8-4-0		0-0-0	0-0-0		AWAY		0-0-0		0-0-0		8-4-0	
3-0-0		0-0-0	0-0-0		NEUTRAL		1-0-0		0-0-0		2-0-0	
RPI S	Opponent	Score	RPI S	Opponent	Score	RPI S	Opponent	Score	RPI S	Opponent	Score	
						66 H	Hartford	5 3	121 A	Penn St.	2 5	
						66 H	Hartford	10 9	148 A	Delaware	4 5	
						66 H	Hartford	12 1	148 A	Delaware	2 4	
						66 N	Hartford	9 6	148 A	Delaware	7 9	
						76 A	UNCG	4 19	148 A	Delaware	2 13	
						76 A	UNCG	2 5	160 H	Stony Brook	7 3	
						76 A	UNCG	9 10	160 H	Stony Brook	11 5	
									160 H	Stony Brook	2 0	
									160 N	Stony Brook	6 3	
									171 A	UMBC	6 4	
									171 A	UMBC	7 5	
									171 A	UMBC	4 5	
									193 A	Houston Baptist	11 9	
									193 A	Houston Baptist	3 4	
									193 A	Houston Baptist	4 11	
									193 A	Houston Baptist	5 8	
									211 A	Albany (NY)	3 2	
									211 A	Albany (NY)	3 4	
									211 A	Albany (NY)	13 5	
									211 H	Albany (NY)	8 6	
									211 H	Albany (NY)	7 4	
									211 H	Albany (NY)	9 4	
									211 N	Albany (NY)	6 3	
									218 A	UMass Lowell	7 8	
									218 A	UMass Lowell	5 0	
									218 A	UMass Lowell	1 2	
									222 A	St. Bonaventure	4 2	
				LAST 15 GAMES								
						160 N	Stony Brook	6 3	211 A	Albany (NY)	3 2	
						66 N	Hartford	9 6	211 A	Albany (NY)	13 5	
						211 N	Albany (NY)	6 3	243 A	Siena	7 8	
						241 H	Maine	7 12				
						241 H	Maine	4 2				

Non-Div. I Games:

Binghamton

241 H Maine	7	3
211 A Albany (NY)	3	4

RPI	S	Opponent	Score	
233	A	Penn	0	1
233	A	Penn	2	6
233	A	Penn	7	0
241	A	Maine	2	0
241	A	Maine	6	1
241	A	Maine	8	1
241	H	Maine	4	2
241	H	Maine	7	3
241	H	Maine	7	12
243	A	Siena	7	8
249	A	Cornell	2	3
252	A	Marist	15	7
252	A	Marist	1	6
257	A	VMI	15	10
257	A	VMI	1	2
257	A	VMI	9	15
261	H	Bucknell	14	2
279	H	NYIT	3	2
279	H	NYIT	23	1

Seattl

 Tie, Loss, Non-Conf, S Site, H Home, A Away, N Neutral Page 215

Seattle

173	A	Sacramento St.	3	0
173	A	Sacramento St.	3	6

Through Games Of May 28, 2016

RPI	S	Opponent	Score	
255	H	CSU Bakersfield	7	3
255	H	CSU Bakersfield	6	3
262	H	Bowling Green	3	0
262	H	Bowling Green	9	3
262	H	Bowling Green	7	0
262	H	Bowling Green	7	0
268	H	Northern Colo.	10	3
268	H	Northern Colo.	4	2
268	H	Northern Colo.	8	1
281	H	UTRGV	6	4
281	H	UTRGV	7	4
281	H	UTRGV	5	3
290	A	North Dakota	2	15
290	A	North Dakota	12	6
290	A	North Dakota	7	5
293	A	Chicago St.	14	1
293	A	Chicago St.	12	2
293	A	Chicago St.	12	4

Seattle

S
e
a
t
t
l
e

S
e
a
t
t
l
e

Average RPI Win:		203	WON-LOST RECORD		WINNING PCT. RANK		LAST 15 GAMES		STRENGTH OF SCHEDULE		OPP. STRENGTH OF SCHEDULE		TEAM RPI		ADJ RPI		CONF. RPI		ADJ CONF. RPI				
DIV. I ONLY			30-25-0		.54545	110		11-4-0		149		194		109		.51712		109		24		24	
DIV. I NON-CONF.			8-19-0		.2963	261		0-3-0		114		88		189		.47818		189		25		25	
TOTALS		RPI 1-25		RPI 26-50		W-L RECORDS		RPI 51-100		RPI 101-150		RPI 150+											
30-25-0		0-3-0		0-2-0		OVERALL		3-7-0		2-2-0		25-11-0											
11-7-0		0-0-0		0-2-0		HOME		2-2-0		0-0-0		9-3-0											
15-17-0		0-3-0		0-0-0		AWAY		1-4-0		2-2-0		12-8-0											
4-1-0		0-0-0		0-0-0		NEUTRAL		0-1-0		0-0-0		4-0-0											
8-19-0		0-3-0		0-2-0		NON-CONFERENCE		1-6-0		0-1-0		7-7-0											
1-5-0		0-0-0		0-2-0		HOME		0-1-0		0-0-0		1-2-0											
7-13-0		0-3-0		0-0-		AWAY		1-4-0		0-1-0		6-5-0											
0-1-0		0-0-0		0-0-0		NEUTRAL		0-1-0		0-0-0		0-0-0											
22-6-0		0-0-0		0-0-0		CONFERENCE		2-1-0		2-1-0		18-4-0											
10-2-0		0-0-0		0-0-0		HOME		2-1-0		0-0-0		8-1-0											
8-4-0		0-0-0		0-0-0		AWAY		0-0-0		2-1-0		6-3-0											
4-0-0		0-0-0		0-0-0		NEUTRAL		0-0-0		0-0-0		4-0-0											
RPI	S	Opponent		Score		RPI	S	Opponent		Score		RPI	S	Opponent		Score		RPI	S	Opponent		Score	
12	A	Florida St.		1	19	29	H	Bryant		5	6	58	A	Maryland		10	13	121	A	Penn St.		3	5
12	A	Florida St.		4	23	39	H	Boston College		1	2	58	A	Maryland		0	1	139	A	Saint Joseph's		3	8
12	A	Florida St.		1	8							58	A	Maryland		2	1	139	A	Saint Joseph's		5	1
												59	A	UConn		4	14	139	A	Saint Joseph's		4	2
												66	A	Hartford		13	14	158	A	Holy Cross		3	5
												66	H	Hartford		1	7	162	A	Campbell		7	6
												71	N	Indiana St.		2	8	168	N	Davidson		13	4
												75	H	VCU		3	7	168	N	Davidson		15	2
												75	H	VCU		7	3	168	N	Davidson		13	4
												75	H	VCU		5	1	169	H	Northeastern		2	6
																		170	A	Winthrop		7	8
																		170	A	Winthrop		4	8
																		170	A	Winthrop		11	7
																		201	A	Fordham		0	8
																		201	A	Fordham		2	4
																		201	A	Fordham		3	1
																		201	N	Fordham		10	1
																		203	H	Central Conn. St.		5	1
																		216	H	Quinnipiac		1	2
																		222	H	St. Bonaventure		3	1
																		222	H	St. Bonaventure		4	1
																		222	H	St. Bonaventure		6	3
																		225	A	Towson		1	7
																		225	A	Towson		7	2
																		225	A	Towson		9	4
																		235	H	Dayton		6	4
																		235	H	Dayton		4	3
LAST 15 GAMES																							
						168	N	Davidson		15	2	59	A	UConn		4	14						
						168	N	Davidson		13	4	251	H	Massachusetts		3	6						
						201	N	Fordham		10	1	251	H	Massachusetts		11	8						
						277	A	La Salle		7	5												
						277	A	La Salle		7	1												

Non-Div. I Games:

Rhode Island

277	A	La Salle	6	0
66	H	Hartford	1	7

RPI	S	Opponent	Score	
235	H	Dayton	5	3
236	A	Brown	10	6
241	A	Maine	6	4
241	A	Maine	0	1
251	H	Massachusetts	3	1
251	H	Massachusetts	11	8
251	H	Massachusetts	3	6
273	A	George Mason	1	2
273	A	George Mason	5	2
273	A	George Mason	4	3
277	A	La Salle	6	0
277	A	La Salle	7	1
277	A	La Salle	7	5

R
h
o
d
e
I
s
l
a
n
d

R
h
o
d
e
I
s
l
a
n
d

Average RPI Win: 158		WON-LOST	WINNING	LAST 15	STRENGTH OF		OPP. STRENGTH	TEAM	ADJ	CONF.	ADJ CONF.
Average RPI Loss: 146		RECORD	PCT. RANK	GAMES	SCHEDULE		OF SCHEDULE	RPI	RPI	RPI	RPI
DIV. I ONLY		25-21-0	.54348	112	9-5-0		183	143	110	.51692	110
DIV. I NON-CONF.		12-10-0	.54545	119	0-0-0		271	226	156	.4941	156
TOTALS		RPI 1-25	RPI 26-50		W-L RECORDS		RPI 51-100		RPI 101-150		RPI 150+
25-21-0		2-1-0	1-0-0		OVERALL		6-10-0		4-2-0		12-8-0
5-4-0		2-1-0	0-0-0		HOME		2-3-0		0-0-0		1-0-0
10-13-0		0-0-0	0-0-0		AWAY		2-5-0		4-2-0		4-6-0
10-4-0		0-0-0	1-0-0		NEUTRAL		2-2-0		0-0-0		7-2-0
12-10-0		0-0-0	1-0-0		NON-CONFERENCE		3-5-0		0-0-0		8-5-0
1-0-0		0-0-0	0-0-0		HOME		0-0-0		0-0-0		1-0-0
3-8-0		0-0-0	0-0-		AWAY		2-5-0		0-0-0		1-3-0
8-2-0		0-0-0	1-0-0		NEUTRAL		1-0-0		0-0-0		6-2-0
13-11-0		2-1-0	0-0-0		CONFERENCE		3-5-0		4-2-0		4-3-0
4-4-0		2-1-0	0-0-0		HOME		2-3-0		0-0-0		0-0-0
7-5-0		0-0-0	0-0-0		AWAY		0-0-0		4-2-0		3-3-0
2-2-0		0-0-0	0-0-0		NEUTRAL		1-2-0		0-0-0		1-0-0
RPI S	Opponent	Score	RPI S	Opponent	Score	RPI S	Opponent	Score	RPI S	Opponent	Score
22 H	Dallas Baptist	3 2	31 N	Gonzaga	5 4	71 H	Indiana St.	2 6	123 A	Southern Ill.	2 1
22 H	Dallas Baptist	2 1				71 H	Indiana St.	2 4	123 A	Southern Ill.	7 1
22 H	Dallas Baptist	3 4				71 H	Indiana St.	5 3	123 A	Southern Ill.	6 1
						72 A	Iowa	6 7	138 A	Evansville	0 2
						86 H	Missouri St.	2 1	138 A	Evansville	4 3
						86 H	Missouri St.	3 8	138 A	Evansville	6 7
						86 N	Missouri St.	3 13	186 A	Wichita St.	8 4
						86 N	Missouri St.	2 3	186 A	Wichita St.	5 7
						86 N	Missouri St.	10 0	186 A	Wichita St.	9 10
						95 N	Notre Dame	4 3	186 N	Wichita St.	5 2
						96 A	McNeese St.	5 3	219 A	Illinois St.	10 2
						96 A	McNeese St.	1 3	219 A	Illinois St.	3 4
						96 A	McNeese St.	3 9	219 A	Illinois St.	5 3
						99 A	Austin Peay	9 7	221 N	Dartmouth	7 2
						99 A	Austin Peay	4 8	229 N	Western Mich.	3 6
						99 A	Austin Peay	1 7	229 N	Western Mich.	16 5
									245 N	Lehigh	2 1
									256 A	Northwestern	1 5
									261 N	Bucknell	10 8
									261 N	Bucknell	8 2
									261 N	Bucknell	12 4
									266 H	Western Ill.	6 3
									274 A	Incarinate Word	2 6
									276 A	Butler	9 5
									276 A	Butler	1 3
									282 N	Texas Southern	7 9
Non-Div. I Games:			Robert Morris-S'fiel		12 0	Robert Morris-Peoria		9 0	Illinois Col.		17 1
									MacMurray		11 2
									Bradley		

123 A Southern Ill.	7	1
123 A Southern Ill.	6	1

B
r
a
d
l
e
y

B
r
a
d
l
e
y

Average RPI Win: 169		WON-LOST	WINNING	LAST 15	STRENGTH OF		OPP. STRENGTH	TEAM	ADJ	CONF.	ADJ CONF.
Average RPI Loss: 80		RECORD	PCT. RANK	GAMES	SCHEDULE		OF SCHEDULE	RPI	RPI	RPI	RPI
DIV. I ONLY		29-27-0	.51786	133	11-4-0		83	149	111	.51691	111
DIV. I NON-CONF.		12-11-0	.52174	133	3-0-0		143	231	144	.49938	144
TOTALS		RPI 1-25	RPI 26-50		W-L RECORDS		RPI 51-100		RPI 101-150		RPI 150+
29-27-0		0-1-0	4-9-0		OVERALL		5-12-0		5-2-0		15-3-0
21-6-0		0-0-0	4-2-0		HOME		0-3-0		4-0-0		13-1-0
6-18-0		0-1-0	0-5-0		AWAY		4-9-0		0-1-0		2-2-0
2-3-0		0-0-0	0-2-0		NEUTRAL		1-0-0		1-1-0		0-0-0
12-11-0		0-1-0	0-3-0		NON-CONFERENCE		1-6-0		2-1-0		9-0-0
9-3-0		0-0-0	0-0-0		HOME		0-3-0		1-0-0		8-0-0
2-7-0		0-1-0	0-0-		AWAY		1-3-0		0-1-0		1-0-0
1-1-0		0-0-0	0-1-0		NEUTRAL		0-0-0		1-0-0		0-0-0
17-16-0		0-0-0	4-6-0		CONFERENCE		4-6-0		3-1-0		6-3-0
12-3-0		0-0-0	4-2-0		HOME		0-0-0		3-0-0		5-1-0
4-11-0		0-0-0	0-3-0		AWAY		3-6-0		0-0-0		1-2-0
1-2-0		0-0-0	0-1-0		NEUTRAL		1-0-0		0-1-0		0-0-0
RPI S	Opponent	Score	RPI S	Opponent	Score	RPI S	Opponent	Score	RPI S	Opponent	Score
9 A	Vanderbilt	6 8	34 H	Southeastern La.	3 2	68 A	Southeast Mo. St.	1 0	103 H	SFA	5 4
			34 H	Southeastern La.	3 2	68 A	Southeast Mo. St.	2 6	103 H	SFA	3 2
			34 H	Southeastern La.	13 5	68 A	Southeast Mo. St.	0 6	103 H	SFA	9 7
			41 A	Sam Houston St.	3 6	69 A	Oklahoma	0 3	103 N	SFA	4 10
			41 A	Sam Houston St.	0 2	77 A	Lamar	6 7	129 A	Little Rock	5 6
			41 A	Sam Houston St.	7 9	77 A	Lamar	2 9	129 H	Little Rock	6 1
			41 N	Sam Houston St.	2 12	77 A	Lamar	5 19	129 N	Little Rock	7 6
			47 H	Northwestern St.	5 7	77 N	Lamar	3 0	181 A	Nicholls St.	7 2
			47 H	Northwestern St.	6 3	84 A	New Orleans	4 3	181 A	Nicholls St.	2 8
			47 H	Northwestern St.	2 3	84 A	New Orleans	3 7	181 A	Nicholls St.	5 6
			49 A	Oregon St.	2 6	84 A	New Orleans	9 7	192 H	Tennessee Tech	14 6
			49 A	Oregon St.	1 7	86 H	Missouri St.	5 6	193 H	Houston Baptist	11 0
			49 N	Oregon St.	2 6	86 H	Missouri St.	1 12	193 H	Houston Baptist	8 7
						86 H	Missouri St.	6 10	193 H	Houston Baptist	2 3
						96 A	McNeese St.	3 5	271 A	Ark.-Pine Bluff	9 0
						96 A	McNeese St.	4 6	271 H	Ark.-Pine Bluff	4 0
						96 A	McNeese St.	5 4	271 H	Ark.-Pine Bluff	4 3
									272 H	Eastern Ill.	4 3
									272 H	Eastern Ill.	9 1
									272 H	Eastern Ill.	4 2
									272 H	Eastern Ill.	6 5
									274 H	Incarinate Word	9 0
									274 H	Incarinate Word	21 10
									274 H	Incarinate Word	20 4
									300 H	Mississippi Val.	11 1
LAST 15 GAMES											
			103 N	SFA	4 10	96 A	McNeese St.	4 6			
			41 N	Sam Houston St.	2 12	96 A	McNeese St.	3 5			
			77 N	Lamar	3 0	96 A	McNeese St.	5 4			
			34 H	Southeastern La.	3 2						
			34 H	Southeastern La.	3 2						

Non-Div. I Games:

Central Ark.

34	H	Southeastern La.	13	5
129	N	Little Rock	7	6

C
e
n
t
r
a
l
A
r
k
.

C
e
n
t
r
a
l
A
r
k
.

Average RPI Win: 112		WON-LOST	WINNING	LAST 15	STRENGTH OF		OPP. STRENGTH	TEAM	ADJ		CONF.	ADJ CONF.		
Average RPI Loss: 78		RECORD	PCT. RANK	GAMES	SCHEDULE		OF SCHEDULE	RPI	RPI		RPI	RPI		
DIV. I ONLY		24-29-0	.45283	187	6-9-0		23	54	112	.5166	112	3	3	
DIV. I NON-CONF.		14-13-0	.51852	141	1-1-0		20	89	104	.52283	104	4	4	
TOTALS		RPI 1-25	RPI 26-50		W-L RECORDS		RPI 51-100		RPI 101-150		RPI 150+			
24-29-0		5-5-0	2-6-0		OVERALL		4-9-0		4-7-0		9-2-0			
16-16-0		4-3-0	1-6-0		HOME		1-2-0		1-3-0		9-2-0			
8-11-0		1-1-0	1-0-0		AWAY		3-7-0		3-3-0		0-0-0			
0-2-0		0-1-0	0-0-0		NEUTRAL		0-0-0		0-1-0		0-0-0			
14-13-0		2-1-0	2-3-0		NON-CONFERENCE		2-5-0		1-3-0		7-1-0			
11-9-0		1-0-0	1-3-0		HOME		1-2-0		1-3-0		7-1-0			
3-4-0		1-1-0	1-0-		AWAY		1-3-0		0-0-0		0-0-0			
0-0-0		0-0-0	0-0-0		NEUTRAL		0-0-0		0-0-0		0-0-0			
10-16-0		3-4-0	0-3-0		CONFERENCE		2-4-0		3-4-0		2-1-0			
5-7-0		3-3-0	0-3-0		HOME		0-0-0		0-0-0		2-1-0			
5-7-0		0-0-0	0-0-0		AWAY		2-4-0		3-3-0		0-0-0			
0-2-0		0-1-0	0-0-0		NEUTRAL		0-0-0		0-1-0		0-0-0			
RPI	S	Opponent	Score		RPI	S	Opponent	Score		RPI	S	Opponent	Score	
14	H	Texas Tech	4	3	33	H	Oklahoma St.	7	10	53	A	Houston	4	2
14	H	Texas Tech	5	6	33	H	Oklahoma St.	1	3	53	A	Houston	4	10
14	H	Texas Tech	0	5	33	H	Oklahoma St.	2	6	53	A	Houston	2	11
18	H	TCU	8	5	41	A	Sam Houston St.	5	1	60	A	West Virginia	0	10
18	H	TCU	3	7	41	H	Sam Houston St.	5	6	60	A	West Virginia	8	6
18	H	TCU	4	3	50	H	Washington	1	7	60	A	West Virginia	1	5
18	N	TCU	5	12	50	H	Washington	9	5	69	A	Oklahoma	6	7
22	A	Dallas Baptist	19	6	50	H	Washington	2	7	69	A	Oklahoma	3	4
22	A	Dallas Baptist	3	5						69	A	Oklahoma	6	1
22	H	Dallas Baptist	8	3						77	H	Lamar	6	3
										96	H	McNeese St.	7	12
										98	A	UT Arlington	3	6
										98	H	UT Arlington	2	9

Non-Div. I Games:

Baylor

18 H TCU	3	7
18 H TCU	8	5

B
a
y
l
o
r

B
a
y
l
o
r

Average RPI Win:	153	WON-LOST RECORD	WINNING PCT. RANK	LAST 15 GAMES	STRENGTH OF SCHEDULE	OPP. STRENGTH OF SCHEDULE	TEAM RPI	ADJ RPI	CONF. RPI	ADJ CONF. RPI		
DIV. I ONLY		31-28-0	.52542	128	9-6-0	94	105	113	.51654	113	17	17
DIV. I NON-CONF.		16-15-0	.51613	145	1-1-0	28	64	97	.52896	97	19	19
<hr/>												
TOTALS	RPI 1-25	RPI 26-50		W-L RECORDS		RPI 51-100		RPI 101-150		RPI 150+		
31-28-0	1-7-0	0-1-0		OVERALL		7-6-0		7-1-0		16-13-0		
18-11-0	0-5-0	0-0-0		HOME		5-4-0		3-0-0		10-2-0		
7-15-0	0-1-0	0-0-0		AWAY		0-2-0		3-1-0		4-11-0		
6-2-0	1-1-0	0-1-0		NEUTRAL		2-0-0		1-0-0		2-0-0		
16-15-0	1-3-0	0-1-0		NON-CONFERENCE		7-6-0		4-0-0		4-5-0		
10-7-0	0-2-0	0-0-0		HOME		5-4-0		3-0-0		2-1-0		
3-7-0	0-1-0	0-0-		AWAY		0-2-0		1-0-0		2-4-0		
3-1-0	1-0-0	0-1-0		NEUTRAL		2-0-0		0-0-0		0-0-0		
15-13-0	0-4-0	0-0-0		CONFERENCE		0-0-0		3-1-0		12-8-0		
8-4-0	0-3-0	0-0-0		HOME		0-0-0		0-0-0		8-1-0		
4-8-0	0-0-0	0-0-0		AWAY		0-0-0		2-1-0		2-7-0		
3-1-0	0-1-0	0-0-0		NEUTRAL		0-0-0		1-0-0		2-0-0		
RPI	S	Opponent	Score	RPI	S	Opponent	Score	RPI	S	Opponent	Score	
13	H	Coastal Caro.	3 17	44	N	Ohio St.	4 5	58	A	Maryland	9 10	
13	H	Coastal Caro.	3 12					58	H	Maryland	5 4	
13	H	Coastal Caro.	6 14					59	H	UConn	8 5	
13	N	Coastal Caro.	0 1					59	H	UConn	5 7	
16	H	Virginia	3 7					59	H	UConn	5 4	
25	A	Duke	1 6					63	N	Marshall	7 3	
25	H	Duke	7 8					63	N	Marshall	9 8	
25	N	Duke	1 0					65	H	Kent St.	5 6	
								65	H	Kent St.	1 8	
								65	H	Kent St.	4 2	
								65	H	Kent St.	0 2	
								79	A	Old Dominion	6 7	
								79	H	Old Dominion	7 6	

Non-Div. I Games:

Liberty

104	A	High Point	11	10
104	A	High Point	8	11

RPI	S	Opponent	Score	
208	A	Elon	5	10
209	A	Presbyterian	7	9
209	A	Presbyterian	4	2
209	A	Presbyterian	8	9
238	H	Charleston So.	9	6
238	H	Charleston So.	1	6
238	H	Charleston So.	10	2
285	H	UNC Asheville	6	5
285	H	UNC Asheville	11	5
285	H	UNC Asheville	7	6

Liberty

L
i
b
e
r
t
y

L
i
b
e
r
t
y

Average RPI Win:	153	WON-LOST RECORD	WINNING PCT. RANK	LAST 15 GAMES	STRENGTH OF SCHEDULE	OPP. STRENGTH OF SCHEDULE	TEAM RPI	ADJ RPI	CONF. RPI	ADJ CONF. RPI		
Average RPI Loss:	87											
DIV. I ONLY		26-27-0	.49057	160	8-7-0	116	74	114	.51585	114	11	11
DIV. I NON-CONF.		13-13-0	.5	148	3-1-0	94	24	76	.53754	75	8	8
<hr/>												
TOTALS	RPI 1-25	RPI 26-50		W-L RECORDS		RPI 51-100		RPI 101-150		RPI 150+		
26-27-0	1-2-0	0-7-0		OVERALL		7-11-0		5-3-0		13-4-0		
9-12-0	0-0-0	0-3-0		HOME		2-6-0		2-2-0		5-1-0		
17-15-0	1-2-0	0-4-0		AWAY		5-5-0		3-1-0		8-3-0		
0-0-0	0-0-0	0-0-0		NEUTRAL		0-0-0		0-0-0		0-0-0		
13-13-0	1-2-0	0-4-0		NON-CONFERENCE		4-5-0		1-1-0		7-1-0		
3-3-0	0-0-0	0-0-0		HOME		0-2-0		0-1-0		3-0-0		
10-10-0	1-2-0	0-0-		AWAY		4-3-0		1-0-0		4-1-0		
0-0-0	0-0-0	0-0-0		NEUTRAL		0-0-0		0-0-0		0-0-0		
13-14-0	0-0-0	0-3-0		CONFERENCE		3-6-0		4-2-0		6-3-0		
6-9-0	0-0-0	0-3-0		HOME		2-4-0		2-1-0		2-1-0		
7-5-0	0-0-0	0-0-0		AWAY		1-2-0		2-1-0		4-2-0		
0-0-0	0-0-0	0-0-0		NEUTRAL		0-0-0		0-0-0		0-0-0		
RPI S	Opponent	Score	RPI S	Opponent	Score	RPI S	Opponent	Score	RPI S	Opponent	Score	
18 A	TCU	5 3	31 H	Gonzaga	0 4	51 A	Long Beach St.	4 6	119 A	UC Irvine	7 2	
18 A	TCU	0 5	31 H	Gonzaga	1 4	51 H	Long Beach St.	4 5	119 H	UC Irvine	1 5	
18 A	TCU	0 1	31 H	Gonzaga	7 9	54 A	BYU	4 7	125 A	San Diego	8 5	
			45 A	Nebraska	0 3	54 A	BYU	10 5	125 A	San Diego	1 5	
			45 A	Nebraska	4 6	54 A	BYU	1 4	125 A	San Diego	7 2	
			45 A	Nebraska	0 7	56 H	St. Mary's (CA)	5 3	141 H	San Francisco	3 4	
			45 A	Nebraska	4 5	56 H	St. Mary's (CA)	3 9	141 H	San Francisco	5 1	
						56 H	St. Mary's (CA)	3 8	141 H	San Francisco	13 4	
						90 A	Southern California	8 0	152 A	UC Riverside	5 4	
						90 H	Southern California	3 4	152 H	UC Riverside	2 1	
						91 H	Pepperdine	7 0	174 H	Hawaii	13 2	
						91 H	Pepperdine	8 9	184 A	Santa Clara	5 0	
						91 H	Pepperdine	0 6	184 A	Santa Clara	11 8	
						94 A	FIU	10 3	184 A	Santa Clara	1 9	
						94 A	FIU	5 4	226 A	Pacific	1 7	
						94 A	FIU	8 4	226 A	Pacific	9 1	
						94 A	FIU	0 6	226 A	Pacific	7 4	
						100 A	UCLA	5 6	231 H	Portland	8 1	
									231 H	Portland	1 3	
									231 H	Portland	3 0	
									232 A	San Jose St.	13 4	
									232 A	San Jose St.	4 3	
									232 A	San Jose St.	5 8	
									255 A	CSU Bakersfield	17 5	
									255 H	CSU Bakersfield	7 3	
<hr/>												
			LAST 15 GAMES									
			51 H	Long Beach St.	4 5	56 H	St. Mary's (CA)	3 8				
			31 H	Gonzaga	7 9	184 A	Santa Clara	5 0				
			31 H	Gonzaga	0 4	184 A	Santa Clara	11 8				
			31 H	Gonzaga	1 4							
			152 A	UC Riverside	5 4							

Non-Div. I Games:

Loyola Marymount

56 H St. Mary's (CA)	5	3
56 H St. Mary's (CA)	3	9

L
o
y
o
l
a
M
a
r
y
m
o
u
n
t

L
o
y
o
l
a
M
a
r
y
m
o
u
n
t

Average RPI Win: 145		WON-LOST	WINNING	LAST 15	STRENGTH OF		OPP. STRENGTH	TEAM	ADJ	CONF.	ADJ CONF.
Average RPI Loss: 99		RECORD	PCT. RANK	GAMES	SCHEDULE		OF SCHEDULE	RPI	RPI	RPI	RPI
DIV. I ONLY		29-29-0	.5	147	85		86	115	.51507	115	10
DIV. I NON-CONF.		14-10-0	.58333	95	80		114	90	.5325	90	9
TOTALS		RPI 1-25	RPI 26-50		W-L RECORDS		RPI 51-100		RPI 101-150		RPI 150+
29-29-0		2-5-0	1-5-0		OVERALL		4-9-0		10-3-0		12-7-0
16-11-0		2-2-0	1-2-0		HOME		2-5-0		7-1-0		4-1-0
9-14-0		0-1-0	0-3-0		AWAY		1-4-0		3-1-0		5-5-0
4-4-0		0-2-0	0-0-0		NEUTRAL		1-0-0		0-1-0		3-1-0
14-10-0		1-1-0	1-2-0		NON-CONFERENCE		0-3-0		5-2-0		7-2-0
8-4-0		1-0-0	1-2-0		HOME		0-1-0		4-1-0		2-0-0
4-4-0		0-1-0	0-0-		AWAY		0-2-0		1-0-0		3-1-0
2-2-0		0-0-0	0-0-0		NEUTRAL		0-0-0		0-1-0		2-1-0
15-19-0		1-4-0	0-3-0		CONFERENCE		4-6-0		5-1-0		5-5-0
8-7-0		1-2-0	0-0-0		HOME		2-4-0		3-0-0		2-1-0
5-10-0		0-0-0	0-3-0		AWAY		1-2-0		2-1-0		2-4-0
2-2-0		0-2-0	0-0-0		NEUTRAL		1-0-0		0-0-0		1-0-0
RPI S	Opponent	Score	RPI S	Opponent	Score	RPI S	Opponent	Score	RPI S	Opponent	Score
5 A	Ole Miss	3 4	47 H	Northwestern St.	3 6	68 A	Southeast Mo. St.	2 4	116 N	Morehead St.	1 2
5 H	Ole Miss	8 6	47 H	Northwestern St.	3 8	68 H	Southeast Mo. St.	8 13	123 A	Southern Ill.	7 1
15 H	UL Lafayette	2 5	47 H	Northwestern St.	4 1	78 H	Ga. Southern	7 9	123 H	Southern Ill.	1 0
15 H	UL Lafayette	7 6	48 A	South Ala.	7 12	78 H	Ga. Southern	6 5	129 A	Little Rock	15 11
15 H	UL Lafayette	1 6	48 A	South Ala.	2 8	78 H	Ga. Southern	3 8	129 A	Little Rock	4 9
15 N	UL Lafayette	4 7	48 A	South Ala.	2 3	86 A	Missouri St.	11 15	129 A	Little Rock	12 10
15 N	UL Lafayette	10 17				92 H	Troy	1 8	143 H	Milwaukee	7 4
						92 H	Troy	1 11	143 H	Milwaukee	13 3
						92 H	Troy	4 3	143 H	Milwaukee	8 1
						92 N	Troy	13 12	143 H	Milwaukee	2 9
						98 A	UT Arlington	0 2	149 H	La.-Monroe	12 4
						98 A	UT Arlington	8 11	149 H	La.-Monroe	8 1
						98 A	UT Arlington	4 0	149 H	La.-Monroe	5 4
									151 H	Texas St.	9 6
									151 H	Texas St.	6 1
									151 H	Texas St.	3 12
									151 N	Texas St.	4 3
									153 A	UAB	5 2
									153 A	UAB	14 5
									153 A	UAB	0 5
									175 N	Omaha	3 4
									206 A	Memphis	11 5
									206 H	Memphis	4 3
									228 A	Georgia St.	6 14
									228 A	Georgia St.	11 1
									228 A	Georgia St.	4 5
									239 A	Appalachian St.	9 7
			LAST 15 GAMES								
			15 N	UL Lafayette	10 17	5 H	Ole Miss	8 6			
			151 N	Texas St.	4 3	151 H	Texas St.	3 12			
			92 N	Troy	13 12	151 H	Texas St.	9 6			
			15 N	UL Lafayette	4 7						
			129 A	Little Rock	15 11						

Non-Div. I Games:

Arkansas St.

129	A	Little Rock	12	10
129	A	Little Rock	4	9

RPI	S	Opponent	Score	
239	A	Appalachian St.	2	9
239	A	Appalachian St.	4	6
242	N	Saint Louis	9	2
242	N	Saint Louis	5	4
271	H	Ark.-Pine Bluff	8	3

Arkansas St.

A
r
k
a
n
s
a
s
s
t
.

A
r
k
a
n
s
a
s
s
t
.

Average RPI Win: 186		WON-LOST	WINNING	LAST 15	STRENGTH OF		OPP. STRENGTH	TEAM	ADJ	CONF.	ADJ CONF.
Average RPI Loss: 138		RECORD	PCT. RANK	GAMES	SCHEDULE		OF SCHEDULE	RPI	RPI	RPI	RPI
DIV. I ONLY		31-27-0	.53448	119	6-9-0		136	205	116	.51486	116
DIV. I NON-CONF.		13-12-0	.52	135	0-2-0		60	203	73	.53869	73
TOTALS		RPI 1-25	RPI 26-50		W-L RECORDS		RPI 51-100		RPI 101-150		RPI 150+
31-27-0		0-3-0	0-2-0		OVERALL		8-9-0		1-0-0		22-13-0
17-4-0		0-0-0	0-0-0		HOME		6-1-0		0-0-0		11-3-0
10-20-0		0-3-0	0-2-0		AWAY		2-7-0		0-0-0		8-8-0
4-3-0		0-0-0	0-0-0		NEUTRAL		0-1-0		1-0-0		3-2-0
13-12-0		0-3-0	0-2-0		NON-CONFERENCE		3-4-0		1-0-0		9-3-0
5-1-0		0-0-0	0-0-0		HOME		1-0-0		0-0-0		4-1-0
5-10-0		0-3-0	0-0-		AWAY		2-4-0		0-0-0		3-1-0
3-1-0		0-0-0	0-0-0		NEUTRAL		0-0-0		1-0-0		2-1-0
18-15-0		0-0-0	0-0-0		CONFERENCE		5-5-0		0-0-0		13-10-0
12-3-0		0-0-0	0-0-0		HOME		5-1-0		0-0-0		7-2-0
5-10-0		0-0-0	0-0-0		AWAY		0-3-0		0-0-0		5-7-0
1-2-0		0-0-0	0-0-0		NEUTRAL		0-1-0		0-0-0		1-1-0
RPI S	Opponent	Score	RPI S	Opponent	Score	RPI S	Opponent	Score	RPI S	Opponent	Score
2 A	Louisville	5 9	44 A	Ohio St.	3 7	63 A	Marshall	5 6	115 N	Arkansas St.	2 1
9 A	Vanderbilt	0 6	44 A	Ohio St.	0 1	63 H	Marshall	13 0	157 H	Longwood	9 8
10 A	North Carolina St.	5 7				67 A	Kentucky	5 10	165 H	Miami (OH)	17 3
						68 A	Southeast Mo. St.	1 5	175 N	Omaha	5 6
						68 A	Southeast Mo. St.	4 5	175 N	Omaha	14 0
						68 A	Southeast Mo. St.	5 6	190 H	Belmont	12 11
						68 N	Southeast Mo. St.	0 3	190 H	Belmont	8 20
						81 A	Tennessee	5 6	190 H	Belmont	9 0
						83 H	Jacksonville St.	14 5	190 N	Belmont	0 8
						83 H	Jacksonville St.	15 14	192 H	Tennessee Tech	5 4
						83 H	Jacksonville St.	14 6	192 H	Tennessee Tech	11 6
						88 A	Xavier	1 7	192 H	Tennessee Tech	6 1
						88 A	Xavier	3 2	192 N	Tennessee Tech	3 2
						88 A	Xavier	3 1	198 A	Murray St.	12 6
						99 H	Austin Peay	7 6	198 A	Murray St.	4 5
						99 H	Austin Peay	2 6	198 A	Murray St.	3 10
						99 H	Austin Peay	11 1	214 A	Eastern Ky.	6 8
									214 A	Eastern Ky.	16 2
									214 A	Eastern Ky.	3 19
									237 A	Ohio	3 15
									237 H	Ohio	3 5
									242 N	Saint Louis	4 1
						83 H	Jacksonville St.	14 5	243 H	Siena	11 4
						83 H	Jacksonville St.	15 14	243 H	Siena	24 7
						83 H	Jacksonville St.	14 6	264 H	UT Martin	4 6
									264 H	UT Martin	26 7
									264 H	UT Martin	10 4

Non-Div. I Games: West Va. Tech 15 3

Morehead St.

Morehead St.

198	A	Murray St.	3	10
9	A	Vanderbilt	0	6

Through Games Of May 28, 2016

RPI	S	Opponent	Score	
272	A	Eastern Ill.	1	5
272	A	Eastern Ill.	2	6
272	A	Eastern Ill.	23	7
278	A	N.C. Central	4	1
278	A	N.C. Central	4	2
278	A	N.C. Central	24	4
280	A	SIUE	0	2
280	A	SIUE	2	0
280	A	SIUE	11	2

Morehead St.

M
o
r
e
h
e
a
d
s
t
.

M
o
r
e
h
e
a
d
s
t
.

Average RPI Win: 175		WON-LOST	WINNING	LAST 15	STRENGTH OF		OPP. STRENGTH	TEAM	ADJ	CONF.	ADJ CONF.
Average RPI Loss: 109		RECORD	PCT. RANK	GAMES	SCHEDULE		OF SCHEDULE	RPI	RPI	RPI	RPI
DIV. I ONLY		28-29-0	.49123	156	6-9-0		96	141	117	.51484	117
DIV. I NON-CONF.		10-19-0	.34483	235	0-4-0		92	53	179	.48229	179
TOTALS		RPI 1-25	RPI 26-50		W-L RECORDS		RPI 51-100		RPI 101-150		RPI 150+
28-29-0		0-6-0	0-2-0		OVERALL		3-6-0		10-9-0		15-6-0
13-9-0		0-1-0	0-0-0		HOME		3-3-0		3-3-0		7-2-0
12-17-0		0-5-0	0-2-0		AWAY		0-2-0		5-5-0		7-3-0
3-3-0		0-0-0	0-0-0		NEUTRAL		0-1-0		2-1-0		1-1-0
10-19-0		0-6-0	0-2-0		NON-CONFERENCE		0-2-0		5-6-0		5-3-0
6-4-0		0-1-0	0-0-0		HOME		0-0-0		1-2-0		5-1-0
4-13-0		0-5-0	0-0-0		AWAY		0-2-0		4-3-0		0-1-0
0-2-0		0-0-0	0-0-0		NEUTRAL		0-0-0		0-1-0		0-1-0
18-10-0		0-0-0	0-0-0		CONFERENCE		3-4-0		5-3-0		10-3-0
7-5-0		0-0-0	0-0-0		HOME		3-3-0		2-1-0		2-1-0
8-4-0		0-0-0	0-0-0		AWAY		0-0-0		1-2-0		7-2-0
3-1-0		0-0-0	0-0-0		NEUTRAL		0-1-0		2-0-0		1-0-0
RPI S	Opponent	Score	RPI S	Opponent	Score	RPI S	Opponent	Score	RPI S	Opponent	Score
6 A	Clemson	6 7	27 A	UNCW	2 15	65 A	Kent St.	1 3	101 A	Indiana	1 9
6 H	Clemson	8 10	36 A	Georgia	0 6	65 A	Kent St.	4 5	101 A	Indiana	4 1
17 A	North Carolina	2 10				76 H	UNCG	19 8	101 A	Indiana	2 3
20 A	Georgia Tech	3 14				76 H	UNCG	5 8	118 A	Cincinnati	1 3
20 A	Georgia Tech	4 5				76 H	UNCG	8 5	127 H	Samford	7 13
20 A	Georgia Tech	3 4				87 H	Mercer	9 7	127 H	Samford	10 5
						87 H	Mercer	8 9	127 H	Samford	6 5
						87 H	Mercer	2 9	127 N	Samford	14 4
						87 N	Mercer	8 9	127 N	Samford	7 4
									128 A	Kansas St.	10 2
									128 A	Kansas St.	7 5
									128 A	Kansas St.	6 2
									130 A	Furman	8 9
									130 A	Furman	10 4
									130 A	Furman	4 11
									135 N	St. John's (NY)	3 14
									149 H	La.-Monroe	6 11
									149 H	La.-Monroe	10 16
									149 H	La.-Monroe	15 7
									155 A	Gardner-Webb	0 4
									155 H	Gardner-Webb	16 14
									191 A	Wofford	14 4
									191 A	Wofford	9 1
									191 A	Wofford	12 3
									191 N	Wofford	10 9
									195 N	Richmond	1 3
									199 H	Virginia Tech	14 10
			LAST 15 GAMES								
			127 N	Samford	7 4	76 H	UNCG	5 8			
			87 N	Mercer	8 9	76 H	UNCG	19 8			
			127 N	Samford	14 4	76 H	UNCG	8 5			
			191 N	Wofford	10 9						
			65 A	Kent St.	1 3						

Non-Div. I Games:

Western Caro.

65	A	Kent St.	4	5
118	A	Cincinnati	1	3

RPI	S	Opponent	Score	
209	H	Presbyterian	10	9
247	H	ETSU	8	14
247	H	ETSU	12	11
247	H	ETSU	15	9
257	A	VMI	21	7
257	A	VMI	7	1
257	A	VMI	14	11
260	A	The Citadel	1	2
260	A	The Citadel	4	6
260	A	The Citadel	11	0
267	H	Niagara	10	2
267	H	Niagara	17	4
285	H	UNC Asheville	0	8

W
e
s
t
e
r
n
C
a
r
o
.

W
e
s
t
e
r
n
C
a
r
o
.

Average RPI Win:		142	WON-LOST RECORD		WINNING PCT. RANK		LAST 15 GAMES		STRENGTH OF SCHEDULE		OPP. STRENGTH OF SCHEDULE		TEAM RPI		ADJ RPI		CONF. RPI		ADJ CONF. RPI			
Average RPI Loss:		81																				
DIV. I ONLY			26-30-1		.46491 179		5-9-1		53		71		118		.51458 118		6		6			
DIV. I NON-CONF.			13-18-0		.41935 195		1-1-0		22		74		124		.50977 124		6		6			
TOTALS		RPI 1-25		RPI 26-50		W-L RECORDS		RPI 51-100		RPI 101-150		RPI 150+										
26-30-1		1-5-0		3-7-1		OVERALL		5-8-0		3-5-0		14-5-0										
18-7-0		0-0-0		0-1-0		HOME		5-3-0		1-1-0		12-2-0										
8-14-1		1-4-0		3-4-1		AWAY		0-3-0		2-2-0		2-1-0										
0-9-0		0-1-0		0-2-0		NEUTRAL		0-2-0		0-2-0		0-2-0										
13-18-0		1-5-0		0-5-0		NON-CONFERENCE		2-4-0		2-2-0		8-2-0										
11-2-0		0-0-0		0-1-0		HOME		2-0-0		1-1-0		8-0-0										
2-9-0		1-4-0		0-0-		AWAY		0-3-0		1-0-0		0-0-0										
0-7-0		0-1-0		0-2-0		NEUTRAL		0-1-0		0-1-0		0-2-0										
13-12-1		0-0-0		3-2-1		CONFERENCE		3-4-0		1-3-0		6-3-0										
7-5-0		0-0-0		0-0-0		HOME		3-3-0		0-0-0		4-2-0										
6-5-1		0-0-0		3-2-1		AWAY		0-0-0		1-2-0		2-1-0										
0-2-0		0-0-0		0-0-0		NEUTRAL		0-1-0		0-1-0		0-0-0										
RPI	S	Opponent		Score		RPI	S	Opponent		Score		RPI	S	Opponent		Score						
2	A	Louisville		1	7	30	A	Tulane		0	1	53	H	Houston		0	4	101	A	Indiana	5	0
5	N	Ole Miss		1	7	30	A	Tulane		7	4	53	H	Houston		1	0	101	H	Indiana	3	7
7	A	LSU		0	4	30	A	Tulane		2	1	53	H	Houston		1	3	117	H	Western Caro.	3	1
7	A	LSU		5	6	35	A	East Carolina		3	0	53	N	Houston		1	9	131	N	Western Ky.	2	5
7	A	LSU		4	12	35	A	East Carolina		3	3	59	H	UConn		3	2	142	A	UCF	4	2
13	A	Coastal Caro.		10	7	35	A	East Carolina		4	6	59	H	UConn		2	4	142	A	UCF	1	12
						36	A	Georgia		6	7	59	H	UConn		3	2	142	A	UCF	7	8
						42	H	Wright St.		5	7	67	A	Kentucky		4	8	142	N	UCF	6	7
						42	N	Wright St.		1	6	81	A	Tennessee		1	7	165	H	Miami (OH)	7	2
						44	A	Ohio St.		0	9	88	A	Xavier		3	6	166	H	South Fla.	3	5
						48	N	South Ala.		2	3	88	H	Xavier		9	2	166	H	South Fla.	4	3
												88	H	Xavier		4	0	166	H	South Fla.	3	2
												88	N	Xavier		5	8	177	N	Ball St.	4	6
																		177	N	Ball St.	3	4
																		196	H	Canisius	4	1
																		196	H	Canisius	8	7
																		196	H	Canisius	6	1
																		196	H	Canisius	7	6
																		206	A	Memphis	4	3
																		206	A	Memphis	3	5
																		206	A	Memphis	4	2
																		206	H	Memphis	16	4
																		206	H	Memphis	1	0
																		206	H	Memphis	2	6
																		256	H	Northwestern	1	0
																		256	H	Northwestern	6	5
																		256	H	Northwestern	10	3
LAST 15 GAMES																						
						142	N	UCF		6	7	53	H	Houston		1	0	206	H	Memphis	1	0
								53 N Houston		1	9	53	H	Houston		1	3	206	H	Memphis	2	6
								206 A Memphis		4	3	142	A	UCF		4	2	256	H	Northwestern	1	0
								206 A Memphis		3	5							256	H	Northwestern	6	5
								206 A Memphis		4	2							256	H	Northwestern	10	3

Non-Div. I Games:

Cincinnati

117	H	Western Caro.	3	1
53	H	Houston	0	4

C
i
n
c
i
n
n
a
t
i

C
i
n
c
i
n
n
a
t
i

Average RPI Win:		136	WON-LOST RECORD		WINNING PCT. RANK	LAST 15 GAMES		STRENGTH OF SCHEDULE		OPP. STRENGTH OF SCHEDULE	TEAM RPI	ADJ RPI	CONF. RPI	ADJ CONF. RPI					
Average RPI Loss:		123																	
DIV. I ONLY			31-25-0		.55357	100	6-9-0		165	66	119	.51438	119	8	8				
DIV. I NON-CONF.			20-12-0		.625	73	2-4-0		241	22	112	.51571	112	13	13				
TOTALS		RPI 1-25		RPI 26-50		W-L RECORDS		RPI 51-100		RPI 101-150		RPI 150+							
31-25-0		1-2-0		1-2-0		OVERALL		8-7-0		10-5-0		11-9-0							
18-11-0		1-2-0		1-2-0		HOME		4-2-0		7-2-0		5-3-0							
13-14-0		0-0-0		0-0-0		AWAY		4-5-0		3-3-0		6-6-0							
0-0-0		0-0-0		0-0-0		NEUTRAL		0-0-0		0-0-0		0-0-0							
20-12-0		0-0-0		0-0-0		NON-CONFERENCE		7-5-0		7-2-0		6-5-0							
12-5-0		0-0-0		0-0-0		HOME		4-2-0		5-1-0		3-2-0							
8-7-0		0-0-0		0-0-		AWAY		3-3-0		2-1-0		3-3-0							
0-0-0		0-0-0		0-0-0		NEUTRAL		0-0-0		0-0-0		0-0-0							
11-13-0		1-2-0		1-2-0		CONFERENCE		1-2-0		3-3-0		5-4-0							
6-6-0		1-2-0		1-2-0		HOME		0-0-0		2-1-0		2-1-0							
5-7-0		0-0-0		0-0-0		AWAY		1-2-0		1-2-0		3-3-0							
0-0-0		0-0-0		0-0-0		NEUTRAL		0-0-0		0-0-0		0-0-0							
RPI	S	Opponent		Score		RPI	S	Opponent		Score		RPI	S	Opponent		Score			
24	H	UC Santa Barbara		3	10	43	H	Cal St. Fullerton		2	0	51	A	Long Beach St.		3	8		
24	H	UC Santa Barbara		5	9	43	H	Cal St. Fullerton		2	7	51	A	Long Beach St.		2	3		
24	H	UC Santa Barbara		5	4	43	H	Cal St. Fullerton		4	6	51	A	Long Beach St.		7	2		
												58	H	Maryland		9	5		
												81	A	Tennessee		1	12		
												81	A	Tennessee		2	0		
												81	A	Tennessee		4	14		
												89	H	Nevada		6	0		
												89	H	Nevada		4	1		
												89	H	Nevada		8	7		
												90	A	Southern California		6	5		
												90	H	Southern California		3	8		
												100	A	UCLA		4	2		
												100	A	UCLA		1	5		
												100	H	UCLA		1	4		
												140	H	CSUN		7	6		
												140	H	CSUN		2	8		
												152	H	UC Riverside		2	1		
												152	H	UC Riverside		1	3		
												152	H	UC Riverside		8	3		
												174	A	Hawaii		5	8		
												174	A	Hawaii		4	8		
												174	A	Hawaii		14	4		
												187	H	UTSA		8	3		
												187	H	UTSA		7	3		
												187	H	UTSA		2	12		
												188	A	San Diego St.		1	5		
												188	H	San Diego St.		2	4		
												224	A	UC Davis		6	4		
					LAST 15 GAMES														
						140	H	CSUN		7	6	124	A	Cal Poly		5	17		
						140	H	CSUN		2	8	124	A	Cal Poly		11	2		
						140	H	CSUN		4	1	124	A	Cal Poly		1	9		
						24	H	UC Santa Barbara		5	9								
						24	H	UC Santa Barbara		5	4								

Non-Div. I Games:

UC Irvine

24	H	UC Santa Barbara	3	10
90	H	Southern California	3	8

RPI	S	Opponent	Score	
224	A	UC Davis	11	1
224	A	UC Davis	6	9
232	A	San Jose St.	5	8
232	A	San Jose St.	3	2
232	A	San Jose St.	3	9
232	A	San Jose St.	11	0
255	A	CSU Bakersfield	7	6
255	H	CSU Bakersfield	9	6

UC Irvine

U
C
I
r
v
i
n
e

U
C
I
r
v
i
n
e

Average RPI Win: 176		WON-LOST	WINNING	LAST 15	STRENGTH OF		OPP. STRENGTH	TEAM	ADJ		CONF.	ADJ CONF.
Average RPI Loss: 101		RECORD	PCT. RANK	GAMES	SCHEDULE		OF SCHEDULE	RPI	RPI		RPI	RPI
DIV. I ONLY		27-29-0	.48214	165	7-8-0		89	146	120		14	14
DIV. I NON-CONF.		11-19-0	.36667	220	0-3-0		69	148	163		15	15
TOTALS		RPI 1-25	RPI 26-50		W-L RECORDS		RPI 51-100		RPI 101-150		RPI 150+	
27-29-0		0-2-0	0-4-0		OVERALL		2-10-0		3-7-0		22-6-0	
13-8-0		0-0-0	0-3-0		HOME		0-1-0		2-2-0		11-2-0	
12-17-0		0-2-0	0-0-0		AWAY		1-6-0		1-5-0		10-4-0	
2-4-0		0-0-0	0-1-0		NEUTRAL		1-3-0		0-0-0		1-0-0	
11-19-0		0-2-0	0-1-0		NON-CONFERENCE		0-7-0		1-6-0		10-3-0	
7-3-0		0-0-0	0-0-0		HOME		0-1-0		0-1-0		7-1-0	
4-13-0		0-2-0	0-0-		AWAY		0-4-0		1-5-0		3-2-0	
0-3-0		0-0-0	0-1-0		NEUTRAL		0-2-0		0-0-0		0-0-0	
16-10-0		0-0-0	0-3-0		CONFERENCE		2-3-0		2-1-0		12-3-0	
6-5-0		0-0-0	0-3-0		HOME		0-0-0		2-1-0		4-1-0	
8-4-0		0-0-0	0-0-0		AWAY		1-2-0		0-0-0		7-2-0	
2-1-0		0-0-0	0-0-0		NEUTRAL		1-1-0		0-0-0		1-0-0	
RPI S	Opponent	Score	RPI S	Opponent	Score	RPI S	Opponent	Score	RPI S	Opponent	Score	
16 A	Virginia	8 16	27 H	UNCW	1 2	59 N	UConn	1 18	113 A	Liberty	4 8	
17 A	North Carolina	2 17	27 H	UNCW	1 6	59 N	UConn	2 3	113 H	Liberty	7 10	
			27 H	UNCW	4 7	60 A	West Virginia	6 7	125 A	San Diego	3 7	
			49 N	Oregon St.	3 12	60 A	West Virginia	1 6	125 A	San Diego	13 11	
						60 A	West Virginia	7 8	125 A	San Diego	3 9	
						64 A	Col. of Charleston	1 5	140 A	CSUN	7 11	
						64 A	Col. of Charleston	6 1	140 A	CSUN	3 11	
						64 A	Col. of Charleston	0 6	148 H	Delaware	7 4	
						64 N	Col. of Charleston	10 3	148 H	Delaware	2 4	
						64 N	Col. of Charleston	2 7	148 H	Delaware	10 0	
						75 H	VCU	5 12	154 A	Charlotte	11 0	
						79 A	Old Dominion	1 7	154 A	Charlotte	5 1	
									154 A	Charlotte	3 7	
									158 H	Holy Cross	8 5	
									158 H	Holy Cross	6 5	
									158 H	Holy Cross	12 11	
									169 A	Northeastern	3 0	
									169 A	Northeastern	8 5	
									169 A	Northeastern	2 0	
									169 N	Northeastern	5 1	
									178 A	James Madison	11 4	
									178 A	James Madison	2 0	
									178 A	James Madison	5 8	
									181 H	Georgetown	6 8	
									181 H	Georgetown	16 2	
									181 H	Georgetown	10 9	
									195 H	Richmond	12 8	
			LAST 15 GAMES									
			64 N	Col. of Charleston	10 3	60 A	West Virginia	6 7	178 A	James Madison	5 8	
			169 N	Northeastern	5 1	60 A	West Virginia	7 8	181 H	Georgetown	6 8	
			64 N	Col. of Charleston	2 7	225 H	Towson	9 1	181 H	Georgetown	16 2	
			64 A	Col. of Charleston	0 6				181 H	Georgetown	10 9	
			64 A	Col. of Charleston	6 1				195 H	Richmond	12 8	

Non-Div. I Games:

William & Mary

64	A	Col. of Charleston	1	5
60	A	West Virginia	1	6

RPI	S	Opponent	Score	
199	A	Virginia Tech	12	8
208	A	Elon	7	13
208	A	Elon	14	7
208	A	Elon	10	5
225	H	Towson	9	1
225	H	Towson	1	9
225	H	Towson	8	7
250	H	Hofstra	14	6
250	H	Hofstra	15	10
270	A	Norfolk St.	3	6
270	H	Norfolk St.	10	6

Average RPI Win: 173		WON-LOST RECORD		WINNING PCT. RANK		LAST 15 GAMES		STRENGTH OF SCHEDULE		OPP. STRENGTH OF SCHEDULE		TEAM RPI		ADJ RPI		CONF. RPI		ADJ CONF. RPI									
DIV. I ONLY		28-27-0		.50909 139		5-10-0		99		107		121		.51391 121		7		7									
DIV. I NON-CONF.		16-15-0		.51613 145		1-4-0		32		167		99		.52685 99		7		7									
TOTALS		RPI 1-25		RPI 26-50		W-L RECORDS		RPI 51-100		RPI 101-150		RPI 150+															
28-27-0		1-6-0		2-5-0		OVERALL		7-10-0		3-3-0		15-3-0															
15-11-0		0-3-0		0-0-0		HOME		5-7-0		2-0-0		8-1-0															
10-13-0		1-3-0		2-4-0		AWAY		2-3-0		1-2-0		4-1-0															
3-3-0		0-0-0		0-1-0		NEUTRAL		0-0-0		0-1-0		3-1-0															
16-15-0		1-6-0		1-3-0		NON-CONFERENCE		3-2-0		2-1-0		9-3-0															
9-5-0		0-3-0		0-0-0		HOME		2-1-0		2-0-0		5-1-0															
4-7-0		1-3-0		1-0-		AWAY		1-1-0		0-0-0		1-1-0															
3-3-0		0-0-0		0-1-0		NEUTRAL		0-0-0		0-1-0		3-1-0															
12-12-0		0-0-0		1-2-0		CONFERENCE		4-8-0		1-2-0		6-0-0															
6-6-0		0-0-0		0-0-0		HOME		3-6-0		0-0-0		3-0-0															
6-6-0		0-0-0		1-2-0		AWAY		1-2-0		1-2-0		3-0-0															
0-0-0		0-0-0		0-0-0		NEUTRAL		0-0-0		0-0-0		0-0-0															
RPI	S	Opponent		Score		RPI	S	Opponent		Score		RPI	S	Opponent		Score		RPI	S	Opponent		Score					
8	A	South Carolina		1	7	27	A	UNCW		5	4	55	A	Illinois		0	5	102	N	Princeton		2	6				
8	A	South Carolina		5	16	27	A	UNCW		2	11	55	A	Illinois		5	3	106	A	Rutgers		4	6				
8	A	South Carolina		2	4	27	A	UNCW		1	5	55	A	Illinois		1	6	106	A	Rutgers		0	5				
18	H	TCU		5	9	29	N	Bryant		1	3	58	H	Maryland		2	0	106	A	Rutgers		7	5				
18	H	TCU		4	5	45	A	Nebraska		1	8	58	H	Maryland		3	8	107	H	Binghamton		5	2				
18	H	TCU		2	6	45	A	Nebraska		0	6	58	H	Maryland		1	7	109	H	Rhode Island		5	3				
25	A	Duke		2	1	45	A	Nebraska		7	4	60	H	West Virginia		5	4	180	N	Monmouth		1	3				
												65	A	Kent St.		9	10	195	A	Richmond		5	6				
												65	H	Kent St.		2	6	254	N	Army West Point		5	4				
												72	H	Iowa		0	8	254	N	Army West Point		11	0				
												72	H	Iowa		2	3	256	A	Northwestern		8	2				
												72	H	Iowa		5	4	256	A	Northwestern		4	2				
												73	H	Michigan St.		2	5	256	A	Northwestern		11	3				
												73	H	Michigan St.		0	7	259	H	Youngstown St.		6	1				
												73	H	Michigan St.		7	6	261	H	Bucknell		8	1				
												80	A	Pittsburgh		11	6	261	H	Bucknell		9	5				
												80	H	Pittsburgh		7	0	265	A	Lafayette		20	12				
																		267	H	Niagara		4	1				
																		267	H	Niagara		16	4				
																		267	H	Niagara		3	4				
																		275	H	Purdue		7	6				
																		275	H	Purdue		3	1				
																		275	H	Purdue		7	2				
																		279	N	NYIT		15	2				
						LAST 15 GAMES																					
						72 H Iowa						0	8	18 H TCU						5	9						
						72 H Iowa						5	4	18 H TCU						2	6						
						72 H Iowa						2	3	18 H TCU						4	5						
						45 A Nebraska						1	8														
						45 A Nebraska						0	6														

Non-Div. I Games:

Penn St.

45	A	Nebraska	7	4
80	A	Pittsburgh	11	6

P
e
n
n
s
t
.

P
e
n
n
s
t
.

Average RPI Win: 168		WON-LOST	WINNING	LAST 15	STRENGTH OF		OPP. STRENGTH	TEAM	ADJ	CONF.	ADJ CONF.
Average RPI Loss: 40		RECORD	PCT. RANK	GAMES	SCHEDULE		OF SCHEDULE	RPI	RPI	RPI	RPI
DIV. I ONLY		26-29-0	.47273	172	2-13-0		43	24	122	.5134	122
DIV. I NON-CONF.		19-6-0	.76	23	1-2-0		260	208	109	.51822	109
TOTALS		RPI 1-25	RPI 26-50		W-L RECORDS		RPI 51-100		RPI 101-150		RPI 150+
26-29-0		3-17-0	2-3-0		OVERALL		3-6-0		5-2-0		13-1-0
20-14-0		1-5-0	2-2-0		HOME		0-4-0		5-2-0		12-1-0
3-15-0		0-12-0	0-1-0		AWAY		2-2-0		0-0-0		1-0-0
3-0-0		2-0-0	0-0-0		NEUTRAL		1-0-0		0-0-0		0-0-0
19-6-0		2-0-0	2-3-0		NON-CONFERENCE		1-2-0		1-0-0		13-1-0
15-4-0		0-0-0	2-2-0		HOME		0-1-0		1-0-0		12-1-0
1-2-0		0-0-0	0-0-		AWAY		0-1-0		0-0-0		1-0-0
3-0-0		2-0-0	0-0-0		NEUTRAL		1-0-0		0-0-0		0-0-0
7-23-0		1-17-0	0-0-0		CONFERENCE		2-4-0		4-2-0		0-0-0
5-10-0		1-5-0	0-0-0		HOME		0-3-0		4-2-0		0-0-0
2-13-0		0-12-0	0-0-0		AWAY		2-1-0		0-0-0		0-0-0
0-0-0		0-0-0	0-0-0		NEUTRAL		0-0-0		0-0-0		0-0-0
RPI S	Opponent	Score	RPI S	Opponent	Score	RPI S	Opponent	Score	RPI S	Opponent	Score
1 H	Florida	8 12	31 H	Gonzaga	10 15	53 N	Houston	12 3	126 H	Missouri	1 10
1 H	Florida	2 8	32 H	Louisiana Tech	2 3	62 H	Alabama	4 7	126 H	Missouri	5 8
1 H	Florida	2 9	33 A	Oklahoma St.	4 5	62 H	Alabama	6 8	126 H	Missouri	7 6
4 H	Texas A&M	9 5	33 H	Oklahoma St.	7 6	62 H	Alabama	4 10	144 H	Auburn	3 2
4 H	Texas A&M	8 11	40 H	Creighton	6 2	67 A	Kentucky	1 0	144 H	Auburn	14 7
4 H	Texas A&M	2 6				67 A	Kentucky	4 5	144 H	Auburn	3 1
5 A	Ole Miss	9 14				67 A	Kentucky	2 0	149 H	La.-Monroe	3 1
5 A	Ole Miss	3 7				86 A	Missouri St.	6 14	206 A	Memphis	12 4
5 A	Ole Miss	7 8				86 H	Missouri St.	2 8	220 H	Central Mich.	9 4
7 A	LSU	9 10							220 H	Central Mich.	6 1
7 A	LSU	1 7							220 H	Central Mich.	4 3
7 A	LSU	4 5							266 H	Western Ill.	3 0
8 A	South Carolina	6 8							266 H	Western Ill.	3 2
8 A	South Carolina	2 6							266 H	Western Ill.	9 3
8 A	South Carolina	6 10							272 H	Eastern Ill.	3 2
11 A	Mississippi St.	1 5							272 H	Eastern Ill.	5 2
11 A	Mississippi St.	4 9							272 H	Eastern Ill.	8 10
11 A	Mississippi St.	0 7							283 H	Grambling	14 4
14 N	Texas Tech	10 6							283 H	Grambling	3 2
21 N	Rice	5 2							300 H	Mississippi Val.	21 4
									300 H	Mississippi Val.	20 0
LAST 15 GAMES											
11 A	Mississippi St.	4 9	7 A	LSU	1 7						
11 A	Mississippi St.	1 5	7 A	LSU	9 10						
11 A	Mississippi St.	0 7	7 A	LSU	4 5						
86 H	Missouri St.	2 8									
62 H	Alabama	4 7									

Non-Div. I Games:

Arkansas

62 H Alabama	4	10
62 H Alabama	6	8

A
r
k
a
n
s
a
s

A
r
k
a
n
s
a
s

Average RPI Win: 147		WON-LOST RECORD		WINNING PCT. RANK		LAST 15 GAMES		STRENGTH OF SCHEDULE		OPP. STRENGTH OF SCHEDULE		TEAM RPI		ADJ RPI		CONF. RPI		ADJ CONF. RPI	
DIV. I ONLY		31-25-1		.55263 102		8-7-0		119		116		123		.51262 123		9		9	
DIV. I NON-CONF.		19-13-1		.59091 91		0-1-0		166		128		138		.50304 138		12		12	
TOTALS		RPI 1-25		RPI 26-50		W-L RECORDS		RPI 51-100		RPI 101-150		RPI 150+							
31-25-1		1-3-0		0-0-0		OVERALL		12-9-0		4-8-1		14-5-0							
20-13-1		0-0-0		0-0-0		HOME		8-5-0		1-5-1		11-3-0							
10-10-0		1-2-0		0-0-0		AWAY		4-4-0		2-2-0		3-2-0							
1-2-0		0-1-0		0-0-0		NEUTRAL		0-0-0		1-1-0		0-0-0							
19-13-1		0-0-0		0-0-0		NON-CONFERENCE		8-7-0		1-3-1		10-3-0							
17-7-1		0-0-0		0-0-0		HOME		7-3-0		1-2-1		9-2-0							
2-6-0		0-0-0		0-0-		AWAY		1-4-0		0-1-0		1-1-0							
0-0-0		0-0-0		0-0-0		NEUTRAL		0-0-0		0-0-0		0-0-0							
12-12-0		1-3-0		0-0-0		CONFERENCE		4-2-0		3-5-0		4-2-0							
3-6-0		0-0-0		0-0-0		HOME		1-2-0		0-3-0		2-1-0							
8-4-0		1-2-0		0-0-0		AWAY		3-0-0		2-1-0		2-1-0							
1-2-0		0-1-0		0-0-0		NEUTRAL		0-0-0		1-1-0		0-0-0							
RPI	S	Opponent		Score	RPI	S	Opponent		Score	RPI	S	Opponent		Score					
22	A	Dallas Baptist		2 5				55	A Illinois	3 6	110	H	Bradley		1 2				
22	A	Dallas Baptist		4 7				55	H Illinois	1 0	110	H	Bradley		1 6				
22	A	Dallas Baptist		7 0				55	H Illinois	3 2	110	H	Bradley		1 7				
22	N	Dallas Baptist		8 10				68	H Southeast Mo. St.	6 5	115	A	Arkansas St.		0 1				
								71	H Indiana St.	0 3	115	H	Arkansas St.		1 7				
								71	H Indiana St.	1 5	135	H	St. John's (NY)		2 2				
								71	H Indiana St.	7 6	135	H	St. John's (NY)		1 4				
								72	H Iowa	6 1	135	H	St. John's (NY)		6 3				
								72	H Iowa	5 7	138	A	Evansville		3 4				
								72	H Iowa	2 1	138	A	Evansville		4 0				
								83	H Jacksonville St.	5 9	138	A	Evansville		4 1				
								83	H Jacksonville St.	3 2	138	N	Evansville		2 3				
								83	H Jacksonville St.	13 3	138	N	Evansville		4 3				
								86	A Missouri St.	12 10	186	H	Wichita St.		8 5				
								86	A Missouri St.	14 8	186	H	Wichita St.		0 8				
								86	A Missouri St.	5 4	186	H	Wichita St.		4 1				
								96	A McNeese St.	4 8	190	A	Belmont		8 4				
								96	A McNeese St.	2 5	190	H	Belmont		11 1				
								96	A McNeese St.	2 1	198	A	Murray St.		3 7				
								99	A Austin Peay	6 13	198	H	Murray St.		5 4				
											206	H	Memphis		4 7				
											206	H	Memphis		5 3				
											206	H	Memphis		11 5				
											212	H	Northern Ill.		0 1				
											212	H	Northern Ill.		5 2				
											219	A	Illinois St.		7 3				
											219	A	Illinois St.		0 1				
				LAST 15 GAMES															
				138	N	Evansville		2	3										
				22	N	Dallas Baptist		8	10										
				138	N	Evansville		4	3										
				110	H	Bradley		1	2										
				110	H	Bradley		1	7										

Non-Div. I Games:

Southern Ill.

Southern Illinois.

Southern Illinois.

Southern Ill.

Average RPI Win: 152		WON-LOST	WINNING	LAST 15	STRENGTH OF		OPP. STRENGTH	TEAM	ADJ		CONF.	ADJ CONF.
Average RPI Loss: 136		RECORD	PCT. RANK	GAMES	SCHEDULE		OF SCHEDULE	RPI	RPI		RPI	RPI
DIV. I ONLY		32-25-0	.5614	97	7-8-0		168	104	124		.51239	124
DIV. I NON-CONF.		20-13-0	.60606	84	2-1-0		246	105	139		.50279	139
TOTALS		RPI 1-25	RPI 26-50		W-L RECORDS		RPI 51-100		RPI 101-150		RPI 150+	
32-25-0		3-0-0	3-1-0		OVERALL		3-9-0		5-4-0		18-11-0	
23-8-0		3-0-0	3-1-0		HOME		3-3-0		5-1-0		9-3-0	
9-17-0		0-0-0	0-0-0		AWAY		0-6-0		0-3-0		9-8-0	
0-0-0		0-0-0	0-0-0		NEUTRAL		0-0-0		0-0-0		0-0-0	
20-13-0		0-0-0	1-0-0		NON-CONFERENCE		3-6-0		3-0-0		13-7-0	
14-5-0		0-0-0	1-0-0		HOME		3-3-0		3-0-0		7-2-0	
6-8-0		0-0-0	0-0-0		AWAY		0-3-0		0-0-0		6-5-0	
0-0-0		0-0-0	0-0-0		NEUTRAL		0-0-0		0-0-0		0-0-0	
12-12-0		3-0-0	2-1-0		CONFERENCE		0-3-0		2-4-0		5-4-0	
9-3-0		3-0-0	2-1-0		HOME		0-0-0		2-1-0		2-1-0	
3-9-0		0-0-0	0-0-0		AWAY		0-3-0		0-3-0		3-3-0	
0-0-0		0-0-0	0-0-0		NEUTRAL		0-0-0		0-0-0		0-0-0	
RPI S	Opponent	Score	RPI S	Opponent	Score	RPI S	Opponent	Score	RPI S	Opponent	Score	
24 H	UC Santa Barbara	7 0	37 H	Michigan	5 1	51 A	Long Beach St.	1 4	119 H	UC Irvine	9 1	
24 H	UC Santa Barbara	4 3	43 H	Cal St. Fullerton	1 0	51 A	Long Beach St.	0 2	119 H	UC Irvine	17 5	
24 H	UC Santa Barbara	10 5	43 H	Cal St. Fullerton	6 3	51 A	Long Beach St.	3 14	119 H	UC Irvine	2 11	
			43 H	Cal St. Fullerton	1 2	70 A	California	4 5	140 A	CSUN	1 2	
						70 H	California	1 7	140 A	CSUN	2 7	
						91 A	Pepperdine	4 12	140 A	CSUN	3 5	
						91 H	Pepperdine	6 5	141 H	San Francisco	7 6	
						93 A	Fresno St.	5 9	141 H	San Francisco	10 5	
						93 H	Fresno St.	7 1	141 H	San Francisco	2 1	
						100 H	UCLA	6 2	152 A	UC Riverside	6 4	
						100 H	UCLA	0 19	152 A	UC Riverside	5 11	
						100 H	UCLA	6 7	152 A	UC Riverside	4 6	
									173 A	Sacramento St.	2 3	
									173 A	Sacramento St.	4 0	
									173 A	Sacramento St.	6 4	
									174 A	Hawaii	5 4	
									174 A	Hawaii	5 2	
									174 A	Hawaii	3 6	
									184 A	Santa Clara	1 10	
									184 H	Santa Clara	6 2	
									186 A	Wichita St.	0 6	
									186 A	Wichita St.	7 2	
									186 A	Wichita St.	7 6	
									213 A	Grand Canyon	2 3	
									213 A	Grand Canyon	3 16	
									213 A	Grand Canyon	7 0	
									224 H	UC Davis	5 11	
LAST 15 GAMES			LAST 15 GAMES			LAST 15 GAMES			LAST 15 GAMES			
224 H	UC Davis	10 5	119 H	UC Irvine	17 5	119 H	UC Irvine	2 11	213 A	Grand Canyon	2 3	
224 H	UC Davis	5 11	119 H	UC Irvine	9 1	119 H	UC Irvine	9 1	213 A	Grand Canyon	3 16	
224 H	UC Davis	2 1							213 A	Grand Canyon	7 0	
152 A	UC Riverside	6 4							224 H	UC Davis	5 11	
152 A	UC Riverside	5 11										

Non-Div. I Games:

Cal Poly

152	A	UC Riverside	4	6
255	A	CSU Bakersfield	6	4

RPI	S	Opponent	Score	
224	H	UC Davis	10	5
224	H	UC Davis	2	1
226	H	Pacific	19	2
226	H	Pacific	7	6
226	H	Pacific	6	2
226	H	Pacific	6	3
232	H	San Jose St.	7	9
232	H	San Jose St.	5	8
232	H	San Jose St.	7	4
255	A	CSU Bakersfield	6	4
255	H	CSU Bakersfield	8	4

Average RPI Win:		134	WON-LOST RECORD		WINNING PCT. RANK		LAST 15 GAMES		STRENGTH OF SCHEDULE		OPP. STRENGTH OF SCHEDULE		TEAM RPI		ADJ RPI		CONF. RPI		ADJ CONF. RPI				
Average RPI Loss:		92																					
DIV. I ONLY			27-29-0		.48214 165		7-8-0		92		73		125		.51171 125		11		11				
DIV. I NON-CONF.			14-15-0		.48276 157		1-3-0		53		18		108		.51857 108		8		8				
TOTALS		RPI 1-25		RPI 26-50		W-L RECORDS		RPI 51-100		RPI 101-150		RPI 150+											
27-29-0		0-4-0		5-5-0		OVERALL		4-6-0		7-9-0		11-5-0											
13-13-0		0-0-0		4-4-0		HOME		1-2-0		4-4-0		4-3-0											
11-14-0		0-3-0		1-1-0		AWAY		3-3-0		1-5-0		6-2-0											
3-2-0		0-1-0		0-0-0		NEUTRAL		0-1-0		2-0-0		1-0-0											
14-15-0		0-4-0		4-3-0		NON-CONFERENCE		0-1-0		6-4-0		4-3-0											
8-6-0		0-0-0		3-2-0		HOME		0-0-0		3-2-0		2-2-0											
3-7-0		0-3-0		1-0-		AWAY		0-0-0		1-2-0		1-1-0											
3-2-0		0-1-0		0-0-0		NEUTRAL		0-1-0		2-0-0		1-0-0											
13-14-0		0-0-0		1-2-0		CONFERENCE		4-5-0		1-5-0		7-2-0											
5-7-0		0-0-0		1-2-0		HOME		1-2-0		1-2-0		2-1-0											
8-7-0		0-0-0		0-0-0		AWAY		3-3-0		0-3-0		5-1-0											
0-0-0		0-0-0		0-0-0		NEUTRAL		0-0-0		0-0-0		0-0-0											
RPI	S	Opponent		Score		RPI	S	Opponent		Score		RPI	S	Opponent		Score							
9	A	Vanderbilt		4	8	30	H	Tulane		7	6	54	A	BYU		13	7	112	A	Baylor	3	6	
9	A	Vanderbilt		6	13	31	H	Gonzaga		0	8	54	A	BYU		1	13	112	A	Baylor	5	3	
9	A	Vanderbilt		1	17	31	H	Gonzaga		6	7	54	A	BYU		2	12	114	H	Loyola Marymount	5	8	
24	N	UC Santa Barbara		3	9	31	H	Gonzaga		10	4	56	H	St. Mary's (CA)		1	9	114	H	Loyola Marymount	2	7	
						38	A	Arizona St.		6	3	56	H	St. Mary's (CA)		0	9	114	H	Loyola Marymount	5	1	
						38	H	Arizona St.		6	4	56	H	St. Mary's (CA)		4	0	119	A	UC Irvine	3	9	
						43	A	Cal St. Fullerton		2	4	85	N	Oregon		2	5	119	H	UC Irvine	2	9	
						45	H	Nebraska		17	5	91	A	Pepperdine		7	2	120	H	William & Mary	7	3	
						49	H	Oregon St.		2	7	91	A	Pepperdine		0	8	120	H	William & Mary	11	13	
						49	H	Oregon St.		2	5	91	A	Pepperdine		6	4	120	H	William & Mary	9	3	
																		137	H	UNLV	13	7	
																		141	A	San Francisco	3	13	
																		141	A	San Francisco	6	7	
																		141	A	San Francisco	2	8	
																		147	N	New Mexico St.	10	1	
																		147	N	New Mexico St.	5	1	
																		152	A	UC Riverside	2	3	
																		152	H	UC Riverside	4	5	
																		179	H	Columbia	21	5	
																		179	H	Columbia	6	3	
																		184	H	Santa Clara	5	7	
																		184	H	Santa Clara	9	4	
																		184	H	Santa Clara	7	1	
																		188	A	San Diego St.	4	2	
																		188	H	San Diego St.	3	7	
																		188	N	San Diego St.	9	6	
																		226	A	Pacific	9	5	
						LAST 15 GAMES																	
						31	H	Gonzaga		10	4	119	A	UC Irvine		3	9	184	H	Santa Clara	7	1	
						31	H	Gonzaga		0	8	85	N	Oregon		2	5	188	A	San Diego St.	4	2	
						31	H	Gonzaga		6	7	231	A	Portland		7	3	188	H	San Diego St.	3	7	
						38	H	Arizona St.		6	4							188	N	San Diego St.	9	6	
						226	A	Pacific		9	5							226	A	Pacific	9	5	

Non-Div. I Games:

San Diego

226	A	Pacific	3	4
226	A	Pacific	8	2

RPI	S	Opponent	Score	
226	A	Pacific	8	2
226	A	Pacific	3	4
231	A	Portland	9	1
231	A	Portland	9	5
231	A	Portland	7	3

San Diego

S
a
n
D
i
e
g
o

S
a
n
D
i
e
g
o

Non-Div. I Games:

Tie, Loss, Non-Conf,S Site, H Home, A Away, N Neutral Page 251

36 H Georgia	4	7
36 H Georgia	5	0

M
i
s
s
o
u
r
i

M
i
s
s
o
u
r
i

Non-Div. I Games:

Samford

257	H	VMI	5	6
257	H	VMI	7	0

RPI	S	Opponent	Score	
257	H	VMI	7	0
257	H	VMI	5	6
260	A	The Citadel	11	7
260	A	The Citadel	7	6
260	A	The Citadel	5	4
276	H	Butler	4	3
276	H	Butler	12	2
276	H	Butler	14	1
276	H	Butler	16	1
297	H	Alabama A&M	5	7
297	H	Alabama A&M	18	6

Samford

S
a
m
f
o
r
d

S
a
m
f
o
r
d

Average RPI Win: 140		WON-LOST	WINNING	LAST 15	STRENGTH OF		OPP. STRENGTH	TEAM	ADJ	CONF.	ADJ CONF.
Average RPI Loss: 73		RECORD	PCT. RANK	GAMES	SCHEDULE		OF SCHEDULE	RPI	RPI	RPI	RPI
DIV. I ONLY		26-31-0	.45614	185	60		63	128	.50942	128	3
DIV. I NON-CONF.		18-13-0	.58065	99	86		136	100	.52647	100	4
TOTALS		RPI 1-25	RPI 26-50		W-L RECORDS		RPI 51-100		RPI 101-150		RPI 150+
26-31-0		0-7-0	2-7-0		OVERALL		7-6-0		6-8-0		11-3-0
15-14-0		0-0-0	1-4-0		HOME		0-1-0		6-8-0		8-1-0
9-13-0		0-6-0	1-1-0		AWAY		5-4-0		0-0-0		3-2-0
2-4-0		0-1-0	0-2-0		NEUTRAL		2-1-0		0-0-0		0-0-0
18-13-0		0-0-0	2-4-0		NON-CONFERENCE		4-2-0		3-5-0		9-2-0
10-7-0		0-0-0	1-1-0		HOME		0-1-0		3-5-0		6-0-0
6-4-0		0-0-0	1-0-		AWAY		2-1-0		0-0-0		3-2-0
2-2-0		0-0-0	0-2-0		NEUTRAL		2-0-0		0-0-0		0-0-0
8-18-0		0-7-0	0-3-0		CONFERENCE		3-4-0		3-3-0		2-1-0
5-7-0		0-0-0	0-3-0		HOME		0-0-0		3-3-0		2-1-0
3-9-0		0-6-0	0-0-0		AWAY		3-3-0		0-0-0		0-0-0
0-2-0		0-1-0	0-0-0		NEUTRAL		0-1-0		0-0-0		0-0-0
RPI S	Opponent	Score	RPI S	Opponent	Score	RPI S	Opponent	Score	RPI S	Opponent	Score
14 A	Texas Tech	4 10	33 H	Oklahoma St.	1 2	57 H	Oral Roberts	10 14	103 H	SFA	5 6
14 A	Texas Tech	3 10	33 H	Oklahoma St.	4 5	60 A	West Virginia	8 6	103 H	SFA	11 5
14 A	Texas Tech	5 6	33 H	Oklahoma St.	4 5	60 A	West Virginia	15 2	112 H	Baylor	10 4
14 N	Texas Tech	5 8	40 A	Creighton	4 5	60 A	West Virginia	4 5	112 H	Baylor	11 7
18 A	TCU	3 9	40 H	Creighton	8 2	69 A	Oklahoma	9 3	112 H	Baylor	5 7
18 A	TCU	1 2	45 A	Nebraska	4 2	69 A	Oklahoma	1 10	117 H	Western Caro.	2 10
18 A	TCU	2 3	45 H	Nebraska	1 5	69 A	Oklahoma	0 12	117 H	Western Caro.	2 6
			49 N	Oregon St.	0 14	69 N	Oklahoma	7 13	117 H	Western Caro.	5 7
			49 N	Oregon St.	5 7	72 A	Iowa	1 2	133 H	Texas	5 12
						72 A	Iowa	4 2	133 H	Texas	3 6
						72 A	Iowa	3 2	133 H	Texas	3 2
						97 N	Utah	9 2	143 H	Milwaukee	3 1
						97 N	Utah	20 4	143 H	Milwaukee	1 14
									143 H	Milwaukee	7 0
									152 A	UC Riverside	3 6
									152 A	UC Riverside	8 1
									152 A	UC Riverside	1 0
									152 A	UC Riverside	3 6
									175 H	Omaha	11 3
									186 A	Wichita St.	5 2
									186 H	Wichita St.	9 5
									200 H	Kansas	12 2
									200 H	Kansas	1 4
									200 H	Kansas	8 5
									213 H	Grand Canyon	10 6
									271 H	Ark.-Pine Bluff	15 9
									271 H	Ark.-Pine Bluff	13 8
LAST 15 GAMES			LAST 15 GAMES			LAST 15 GAMES			LAST 15 GAMES		
			69 N	Oklahoma	7 13	200 H	Kansas	1 4			
			14 N	Texas Tech	5 8	69 A	Oklahoma	0 12			
			18 A	TCU	3 9	69 A	Oklahoma	1 10			
			18 A	TCU	1 2						
			18 A	TCU	2 3						

Non-Div. I Games:

Kansas St.

Kansas St.

200	H	Kansas	8	5
200	H	Kansas	12	2

Through Games Of May 28, 2016

RPI	S	Opponent	Score	
271	H	Ark.-Pine Bluff	18	8

Kansas St.

K
a
n
s
a
s
S
t
.

K
a
n
s
a
s
S
t
.

Average RPI Win:	140	WON-LOST RECORD	WINNING PCT. RANK	LAST 15 GAMES	STRENGTH OF SCHEDULE	OPP. STRENGTH OF SCHEDULE	TEAM RPI	ADJ RPI	CONF. RPI	ADJ CONF. RPI				
DIV. I ONLY		26-28-0	.48148	168	6-9-0	78	142	129	.50937	129	10	10		
DIV. I NON-CONF.		9-13-0	.40909	203	2-2-0	70	251	203	.47344	203	9	9		
<hr/>														
TOTALS	RPI 1-25	RPI 26-50			W-L RECORDS		RPI 51-100		RPI 101-150		RPI 150+			
26-28-0	2-1-0	0-5-0			OVERALL		8-9-0		5-5-0		11-8-0			
14-13-0	0-0-0	0-1-0			HOME		5-4-0		2-2-0		7-6-0			
12-12-0	2-1-0	0-3-0			AWAY		3-4-0		3-2-0		4-2-0			
0-3-0	0-0-0	0-1-0			NEUTRAL		0-1-0		0-1-0		0-0-0			
9-13-0	0-0-0	0-1-0			NON-CONFERENCE		2-5-0		2-2-0		5-5-0			
7-8-0	0-0-0	0-1-0			HOME		1-2-0		1-0-0		5-5-0			
2-4-0	0-0-0	0-0-			AWAY		1-3-0		1-1-0		0-0-0			
0-1-0	0-0-0	0-0-0			NEUTRAL		0-0-0		0-1-0		0-0-0			
17-15-0	2-1-0	0-4-0			CONFERENCE		6-4-0		3-3-0		6-3-0			
7-5-0	0-0-0	0-0-0			HOME		4-2-0		1-2-0		2-1-0			
10-8-0	2-1-0	0-3-0			AWAY		2-1-0		2-1-0		4-2-0			
0-2-0	0-0-0	0-1-0			NEUTRAL		0-1-0		0-0-0		0-0-0			
RPI	S	Opponent	Score		RPI	S	Opponent	Score		RPI	S	Opponent	Score	
15	A	UL Lafayette	10	5	32	H	Louisiana Tech	4	7	57	A	Oral Roberts	3	4
15	A	UL Lafayette	7	1	48	A	South Ala.	6	10	57	A	Oral Roberts	2	3
15	A	UL Lafayette	4	15	48	A	South Ala.	3	13	57	A	Oral Roberts	9	8
					48	A	South Ala.	5	7	57	A	Oral Roberts	5	14
					48	N	South Ala.	4	6	69	H	Oklahoma	2	5
										71	H	Indiana St.	2	7
										71	H	Indiana St.	6	5
										78	A	Ga. Southern	2	3
										78	A	Ga. Southern	3	2
										78	A	Ga. Southern	17	8
										78	N	Ga. Southern	4	13
										92	H	Troy	4	3
										92	H	Troy	11	8
										92	H	Troy	10	9
										98	H	UT Arlington	8	21
										98	H	UT Arlington	4	6
										98	H	UT Arlington	5	3
					</									

Non-Div. I Games:

Little Rock

111	N	Central Ark.	6	7
149	A	La.-Monroe	7	6

RPI	S	Opponent	Score	
271	H	Ark.-Pine Bluff	7	2
300	H	Mississippi Val.	20	3

Little Rock

L
i
t
t
l
e
R
o
c
k

L
i
t
t
l
e
R
o
c
k

Average RPI Win: 183		WON-LOST RECORD		WINNING PCT. RANK		LAST 15 GAMES		STRENGTH OF SCHEDULE		OPP. STRENGTH OF SCHEDULE		TEAM RPI		ADJ RPI		CONF. RPI		ADJ CONF. RPI				
DIV. I ONLY		29-30-0		.49153 155		9-6-0		82		178		130		.50926 130		18		18				
DIV. I NON-CONF.		13-18-0		.41935 195		1-1-0		63		174		154		.49522 154		21		21				
TOTALS		RPI 1-25		RPI 26-50		W-L RECORDS		RPI 51-100		RPI 101-150		RPI 150+										
29-30-0		0-4-0		0-3-0		OVERALL		6-7-0		4-3-0		19-13-0										
16-12-0		0-2-0		0-0-0		HOME		2-3-0		4-2-0		10-5-0										
11-16-0		0-2-0		0-3-0		AWAY		3-3-0		0-0-0		8-8-0										
2-2-0		0-0-0		0-0-0		NEUTRAL		1-1-0		0-1-0		1-0-0										
13-18-0		0-4-0		0-3-0		NON-CONFERENCE		3-2-0		0-0-0		10-9-0										
9-7-0		0-2-0		0-0-0		HOME		1-1-0		0-0-0		8-4-0										
4-11-0		0-2-0		0-0-		AWAY		2-1-0		0-0-0		2-5-0										
0-0-0		0-0-0		0-0-0		NEUTRAL		0-0-0		0-0-0		0-0-0										
16-12-0		0-0-0		0-0-0		CONFERENCE		3-5-0		4-3-0		9-4-0										
7-5-0		0-0-0		0-0-0		HOME		1-2-0		4-2-0		2-1-0										
7-5-0		0-0-0		0-0-0		AWAY		1-2-0		0-0-0		6-3-0										
2-2-0		0-0-0		0-0-0		NEUTRAL		1-1-0		0-1-0		1-0-0										
RPI	S	Opponent		Score		RPI	S	Opponent		Score		RPI	S	Opponent		Score						
6	A	Clemson		6	7	30	A	Tulane		6	11	60	A	West Virginia		7	3	117	H	Western Caro.	9	8
6	H	Clemson		7	9	30	A	Tulane		0	8	60	A	West Virginia		8	6	117	H	Western Caro.	11	4
8	A	South Carolina		4	5	30	A	Tulane		6	10	60	A	West Virginia		5	8	117	H	Western Caro.	4	10
8	H	South Carolina		4	14					64	H	Col. of Charleston		9	7	127	H	Samford	3	5		
										73	H	Michigan St.		8	15	127	H	Samford	8	5		
										76	H	UNCG		9	7	127	H	Samford	4	2		
										76	H	UNCG		11	18	127	H	Samford	4	2		
										76	H	UNCG		0	14	127	N	Samford	0	2		
										76	N	UNCG		15	10	155	A	Gardner-Webb	3	6		
										87	A	Mercer		7	8	155	H	Gardner-Webb	1	2		
										87	A	Mercer		4	8	158	H	Holy Cross	7	10		
										87	A	Mercer		4	0	158	H	Holy Cross	5	2		
										87	A	Mercer		4	0	158	H	Holy Cross	7	4		
										87	N	Mercer		1	6	158	H	Holy Cross	7	4		
														168	A	Davidson		4	15			
														168	A	Davidson		3	4			
														168	A	Davidson		3	4			
														191	H	Wofford		5	1			
														191	H	Wofford		2	0			
														191	H	Wofford		5	13			
														201	H	Fordham		2	5			
														209	A	Presbyterian		10	8			
														209	H	Presbyterian		9	8			
														209	H	Presbyterian		8	6			
														223	A	USC Upstate		2	8			
														223	H	USC Upstate		3	11			
														235	H	Dayton		8	1			
														235	H	Dayton		9	3			
														235	H	Dayton		5	2			

191 H Wofford	5	13
191 H Wofford	2	0

RPI	S	Opponent	Score	
247	A	ETSU	3	6
247	A	ETSU	6	5
247	A	ETSU	9	13
247	N	ETSU	3	0
257	A	VMI	6	10
257	A	VMI	15	4
257	A	VMI	3	1
260	A	The Citadel	12	7
260	A	The Citadel	4	1
260	A	The Citadel	9	6
285	A	UNC Asheville	4	3
285	H	UNC Asheville	8	6

F
u
r
m
a
n

F
u
r
m
a
n

Average RPI Win:	153	WON-LOST RECORD	WINNING PCT. RANK	LAST 15 GAMES	STRENGTH OF SCHEDULE	OPP. STRENGTH OF SCHEDULE	TEAM RPI	ADJ RPI	CONF. RPI	ADJ CONF. RPI					
Average RPI Loss:	67														
DIV. I ONLY		24-30-0	.44444	190	3-12-0	71	47	131	.50899	131	5	5			
DIV. I NON-CONF.		14-10-0	.58333	95	1-1-0	78	84	70	.54028	70	5	5			
<hr/>															
TOTALS	RPI 1-25	RPI 26-50		W-L RECORDS		RPI 51-100		RPI 101-150		RPI 150+					
24-30-0	0-9-0	3-5-0		OVERALL		3-12-0		2-1-0		16-3-0					
15-11-0	0-1-0	1-2-0		HOME		1-6-0		1-0-0		12-2-0					
7-19-0	0-8-0	1-3-0		AWAY		2-6-0		0-1-0		4-1-0					
2-0-0	0-0-0	1-0-0		NEUTRAL		0-0-0		1-0-0		0-0-0					
14-10-0	0-3-0	2-0-0		NON-CONFERENCE		2-4-0		2-1-0		8-2-0					
7-4-0	0-1-0	0-0-0		HOME		0-1-0		1-0-0		6-2-0					
5-6-0	0-2-0	1-0-		AWAY		2-3-0		0-1-0		2-0-0					
2-0-0	0-0-0	1-0-0		NEUTRAL		0-0-0		1-0-0		0-0-0					
10-20-0	0-6-0	1-5-0		CONFERENCE		1-8-0		0-0-0		8-1-0					
8-7-0	0-0-0	1-2-0		HOME		1-5-0		0-0-0		6-0-0					
2-13-0	0-6-0	0-3-0		AWAY		0-3-0		0-0-0		2-1-0					
0-0-0	0-0-0	0-0-0		NEUTRAL		0-0-0		0-0-0		0-0-0					
<hr/>															
RPI	S	Opponent	Score	RPI	S	Opponent	Score	RPI	S	Opponent	Score	RPI	S	Opponent	Score
2	A	Louisville	2 14	28	A	Fla. Atlantic	3 4	63	H	Marshall	1 14	118	N	Cincinnati	5 2
2	H	Louisville	0 17	28	A	Fla. Atlantic	2 10	63	H	Marshall	1 8	138	A	Evansville	2 6
9	A	Vanderbilt	1 6	28	A	Fla. Atlantic	1 4	63	H	Marshall	2 5	138	H	Evansville	6 5
19	A	Southern Miss.	0 3	32	H	Louisiana Tech	1 3	67	A	Kentucky	14 6	153	A	UAB	6 5
19	A	Southern Miss.	5 12	32	H	Louisiana Tech	6 3	79	A	Old Dominion	8 12	153	A	UAB	2 1
19	A	Southern Miss.	4 13	32	H	Louisiana Tech	9 12	79	A	Old Dominion	3 8	153	A	UAB	0 2
21	A	Rice	2 5	36	A	Georgia	8 7	79	A	Old Dominion	2 4	164	H	Middle Tenn.	2 1
21	A	Rice	3 9	48	N	South Ala.	11 10	81	A	Tennessee	6 0	164	H	Middle Tenn.	10 4
21	A	Rice	2 3					83	A	Jacksonville St.	7 9	164	H	Middle Tenn.	3 1
								83	A	Jacksonville St.	4 5	187	H	UTSA	8 5
								83	A	Jacksonville St.	7 8	187	H	UTSA	14 10
								94	H	FIU	7 8	187	H	UTSA	7 5
								94	H	FIU	7 8	190	A	Belmont	10 4
								94	H	FIU	3 2	190	H	Belmont	3 2
								99	H	Austin Peay	2 16	194	A	Lipscomb	4 3
												194	H	Lipscomb	6 0
												211	H	Albany (NY)	4 7
												211	H	Albany (NY)	5 3
												211	H	Albany (NY)	12 2
												259	H	Youngstown St.	7 8
												259	H	Youngstown St.	11 1
												259	H	Youngstown St.	5 3
<hr/>															
				LAST 15 GAMES											
				28	A	Fla. Atlantic	2 10	19	A	Southern Miss.	0 3				
				28	A	Fla. Atlantic	1 4	19	A	Southern Miss.	5 12				
				28	A	Fla. Atlantic	3 4	9	A	Vanderbilt	1 6				
				63	H	Marshall	2 5								
				63	H	Marshall	1 14								

Non-Div. I Games:

Western Ky.

63 H Marshall	1	8
19 A Southern Miss.	4	13

W
e
s
t
e
r
n
K
Y
.

W
e
s
t
e
r
n
K
Y
.

U
t
a
h
v
a
l
l
e
y

Tie, Loss, Non-Conf, S Site, H Home, A Away, N Neutral Page 263

293	A	Chicago St.	9	4
293	A	Chicago St.	8	3

RPI	S	Opponent	Score	
231	H	Portland	9	8
231	H	Portland	3	10
231	H	Portland	6	4
255	H	CSU Bakersfield	11	5
255	H	CSU Bakersfield	7	4
255	H	CSU Bakersfield	10	1
255	N	CSU Bakersfield	6	4
268	H	Northern Colo.	4	2
268	H	Northern Colo.	11	8
268	H	Northern Colo.	6	8
281	H	UTRGV	2	4
281	H	UTRGV	16	11
281	H	UTRGV	3	2
290	H	North Dakota	7	13
290	H	North Dakota	3	4
290	H	North Dakota	10	9
293	A	Chicago St.	14	2
293	A	Chicago St.	9	4
293	A	Chicago St.	8	3

Utah Valley

U
t
a
h
V
a
l
l
e
y

U
t
a
h
V
a
l
l
e
y

112 H Baylor	7	6
112 H Baylor	1	3

T
e
x
a
s

T
e
x
a
s

Average RPI Win: 224		WON-LOST	WINNING	LAST 15	STRENGTH OF		OPP. STRENGTH	TEAM	ADJ	CONF.	ADJ CONF.
Average RPI Loss: 142		RECORD	PCT. RANK	GAMES	SCHEDULE		OF SCHEDULE	RPI	RPI	RPI	RPI
DIV. I ONLY		31-21-0	.59615	81	8-7-0		195	264	134	.50725	134
DIV. I NON-CONF.		11-14-0	.44	183	1-4-0		17	165	116	.5141	116
TOTALS		RPI 1-25	RPI 26-50		W-L RECORDS		RPI 51-100		RPI 101-150		RPI 150+
31-21-0		0-3-0	0-0-0		OVERALL		4-6-0		1-3-0		26-9-0
19-7-0		0-0-0	0-0-0		HOME		3-4-0		1-2-0		15-1-0
11-12-0		0-3-0	0-0-0		AWAY		1-2-0		0-1-0		10-6-0
1-2-0		0-0-0	0-0-0		NEUTRAL		0-0-0		0-0-0		1-2-0
11-14-0		0-3-0	0-0-0		NON-CONFERENCE		4-6-0		1-3-0		6-2-0
8-6-0		0-0-0	0-0-0		HOME		3-4-0		1-2-0		4-0-0
3-8-0		0-3-0	0-0-		AWAY		1-2-0		0-1-0		2-2-0
0-0-0		0-0-0	0-0-0		NEUTRAL		0-0-0		0-0-0		0-0-0
20-7-0		0-0-0	0-0-0		CONFERENCE		0-0-0		0-0-0		20-7-0
11-1-0		0-0-0	0-0-0		HOME		0-0-0		0-0-0		11-1-0
8-4-0		0-0-0	0-0-0		AWAY		0-0-0		0-0-0		8-4-0
1-2-0		0-0-0	0-0-0		NEUTRAL		0-0-0		0-0-0		1-2-0
RPI S	Opponent	Score	RPI S	Opponent	Score	RPI S	Opponent	Score	RPI S	Opponent	Score
3 A	Miami (FL)	3 13				61 A	North Florida	0 15	105 H	FGCU	5 6
3 A	Miami (FL)	7 12				61 H	North Florida	6 9	105 H	FGCU	14 9
3 A	Miami (FL)	2 11				63 H	Marshall	20 4	105 H	FGCU	6 8
						63 H	Marshall	9 11	144 A	Auburn	2 11
						63 H	Marshall	9 4	156 A	Alabama St.	14 8
						82 H	Jacksonville	5 8	163 A	Bethune-Cookman	6 3
						87 A	Mercer	3 11	163 A	Bethune-Cookman	5 6
						87 A	Mercer	14 7	163 A	Bethune-Cookman	5 7
						87 H	Mercer	7 6	163 H	Bethune-Cookman	2 1
						87 H	Mercer	5 22	163 H	Bethune-Cookman	15 3
									163 H	Bethune-Cookman	5 3
									163 N	Bethune-Cookman	2 5
									204 H	Toledo	12 4
									229 H	Western Mich.	9 0
									229 H	Western Mich.	12 5
									229 H	Western Mich.	2 1
									270 N	Norfolk St.	2 4
									278 A	N.C. Central	6 9
									278 A	N.C. Central	5 4
									278 A	N.C. Central	4 0
									278 H	N.C. Central	6 4
									278 H	N.C. Central	16 4
									278 H	N.C. Central	6 3
									278 N	N.C. Central	10 2
									286 A	Jackson St.	9 16
									286 A	Jackson St.	3 4
									286 A	Jackson St.	15 2
			LAST 15 GAMES								
			163 N	Bethune-Cookman	2 5	87 H	Mercer	7 6			
			270 N	Norfolk St.	2 4	278 A	N.C. Central	5 4			
			278 N	N.C. Central	10 2	278 A	N.C. Central	6 9			
			287 H	N.C. A&T	12 2						
			287 H	N.C. A&T	7 2						

Non-Div. I Games:

Florida A&M

287	H	N.C. A&T	20	4
87	H	Mercer	5	22

RPI	S	Opponent	Score	
287	A	N.C. A&T	22	11
287	A	N.C. A&T	17	7
287	A	N.C. A&T	5	3
287	H	N.C. A&T	7	2
287	H	N.C. A&T	12	2
287	H	N.C. A&T	20	4
288	A	Savannah St.	7	2
288	A	Savannah St.	12	5
288	A	Savannah St.	1	2
288	H	Savannah St.	9	6
288	H	Savannah St.	5	10
288	H	Savannah St.	11	4

Florida A&M

F
l
o
r
i
d
a

A
&
M

F
l
o
r
i
d
a

A
&
M

Average RPI Win: 205		WON-LOST	WINNING	LAST 15	STRENGTH OF		OPP. STRENGTH	TEAM	ADJ	CONF.	ADJ CONF.
Average RPI Loss: 116		RECORD	PCT. RANK	GAMES	SCHEDULE		OF SCHEDULE	RPI	RPI	RPI	RPI
DIV. I ONLY		28-26-1	.51818	132	7-8-0		160	172	135	.50675	135
DIV. I NON-CONF.		18-15-1	.54412	122	2-1-0		185	188	115	.51472	115
TOTALS		RPI 1-25	RPI 26-50		W-L RECORDS		RPI 51-100		RPI 101-150		RPI 150+
28-26-1		1-5-0	1-4-0		OVERALL		2-5-0		4-4-1		20-8-0
14-6-0		0-0-0	1-2-0		HOME		0-0-0		0-1-0		13-3-0
12-17-1		1-5-0	0-1-0		AWAY		2-4-0		2-3-1		7-4-0
2-3-0		0-0-0	0-1-0		NEUTRAL		0-1-0		2-0-0		0-1-0
18-15-1		1-5-0	0-1-0		NON-CONFERENCE		1-2-0		2-2-1		14-5-0
9-2-0		0-0-0	0-0-0		HOME		0-0-0		0-1-0		9-1-0
8-12-1		1-5-0	0-0-		AWAY		1-2-0		1-1-1		5-3-0
1-1-0		0-0-0	0-0-0		NEUTRAL		0-0-0		1-0-0		0-1-0
10-11-0		0-0-0	1-3-0		CONFERENCE		1-3-0		2-2-0		6-3-0
5-4-0		0-0-0	1-2-0		HOME		0-0-0		0-0-0		4-2-0
4-5-0		0-0-0	0-0-0		AWAY		1-2-0		1-2-0		2-1-0
1-2-0		0-0-0	0-1-0		NEUTRAL		0-1-0		1-0-0		0-0-0
RPI S	Opponent	Score		RPI S	Opponent	Score		RPI S	Opponent	Score	
2 A	Louisville	4	8	27 A	UNCW	1	16	88 A	Xavier	4	2
2 A	Louisville	5	6	40 H	Creighton	3	6	88 A	Xavier	0	1
2 A	Louisville	0	4	40 H	Creighton	2	8	88 A	Xavier	8	11
12 A	Florida St.	2	9	40 H	Creighton	6	2	88 N	Xavier	8	9
12 A	Florida St.	4	16	40 N	Creighton	3	4	89 A	Nevada	10	3
12 A	Florida St.	5	1					89 A	Nevada	1	5
								89 A	Nevada	1	12
				LAST 15 GAMES							
				40 N	Creighton	3	4	146 A	Seton Hall	0	7
				146 N	Seton Hall	4	1	146 A	Seton Hall	8	3
				88 N	Xavier	8	9	146 A	Seton Hall	3	4
				40 H	Creighton	6	2				
				40 H	Creighton	2	8				
								253 H	LIU Brooklyn	17	7
								255 A	CSU Bakersfield	4	10
								255 A	CSU Bakersfield	5	4
								255 A	CSU Bakersfield	3	4
								258 H	Wagner	9	5
								276 H	Butler	5	13

Non-Div. I Games:

St. John's (NY)

40	H	Creighton	3	6
211	H	Albany (NY)	3	2

RPI	S	Opponent	Score	
276	H	Butler	4	3
276	H	Butler	2	0
277	H	La Salle	9	2
277	H	La Salle	16	7
277	H	La Salle	15	0
279	A	NYIT	8	1
279	H	NYIT	15	6
284	A	Iona	5	2
284	H	Iona	13	3
295	H	Saint Peter's	8	9

St. John's (NY)

S
t
.
J
o
h
n
.
s
(
N
Y
)

S
t
.
J
o
h
n
.
s
(
N
Y
)

Average RPI Win: 188		WON-LOST	WINNING	LAST 15	STRENGTH OF		OPP. STRENGTH	TEAM	ADJ	CONF.	ADJ CONF.
Average RPI Loss: 113		RECORD	PCT. RANK	GAMES	SCHEDULE		OF SCHEDULE	RPI	RPI	RPI	RPI
DIV. I ONLY		29-28-0	.50877	143	10-5-0		166	176	136	.50638	136
DIV. I NON-CONF.		9-14-0	.3913	213	1-0-0		117	97	129	.5061	129
TOTALS		RPI 1-25	RPI 26-50		W-L RECORDS		RPI 51-100		RPI 101-150		RPI 150+
29-28-0		1-3-0	2-7-0		OVERALL		1-6-0		5-3-0		20-9-0
12-7-0		0-0-0	1-2-0		HOME		0-0-0		2-0-0		9-5-0
14-19-0		1-3-0	1-3-0		AWAY		1-6-0		2-2-0		9-3-0
3-2-0		0-0-0	0-1-0		NEUTRAL		0-0-0		1-1-0		2-0-0
9-14-0		1-3-0	1-2-0		NON-CONFERENCE		1-6-0		1-1-0		5-2-0
3-1-0		0-0-0	0-0-0		HOME		0-0-0		0-0-0		3-1-0
6-13-0		1-3-0	1-0-		AWAY		1-6-0		1-1-0		2-1-0
0-0-0		0-0-0	0-0-0		NEUTRAL		0-0-0		0-0-0		0-0-0
20-14-0		0-0-0	1-5-0		CONFERENCE		0-0-0		4-2-0		15-7-0
9-6-0		0-0-0	1-2-0		HOME		0-0-0		2-0-0		6-4-0
8-6-0		0-0-0	0-2-0		AWAY		0-0-0		1-1-0		7-3-0
3-2-0		0-0-0	0-1-0		NEUTRAL		0-0-0		1-1-0		2-0-0
RPI S	Opponent	Score	RPI S	Opponent	Score	RPI S	Opponent	Score	RPI S	Opponent	Score
22 A	Dallas Baptist	4 10	32 A	Louisiana Tech	2 7	83 A	Jacksonville St.	3 9	143 A	Milwaukee	7 3
22 A	Dallas Baptist	2 9	32 A	Louisiana Tech	5 7	83 A	Jacksonville St.	10 11	143 A	Milwaukee	5 6
22 A	Dallas Baptist	6 1	32 A	Louisiana Tech	8 3	83 A	Jacksonville St.	14 4	143 H	Milwaukee	7 6
22 A	Dallas Baptist	1 2	42 A	Wright St.	2 8	84 A	New Orleans	0 9	143 H	Milwaukee	5 3
			42 A	Wright St.	10 11	84 A	New Orleans	3 5	143 N	Milwaukee	12 7
			42 H	Wright St.	3 7	84 A	New Orleans	8 9	143 N	Milwaukee	6 9
			42 H	Wright St.	6 9	95 A	Notre Dame	1 3	149 A	La.-Monroe	9 18
			42 H	Wright St.	3 2				149 A	La.-Monroe	9 6
			42 N	Wright St.	2 7				167 A	Oakland	10 4
									167 A	Oakland	11 0
									167 A	Oakland	3 5
									167 H	Oakland	3 2
									167 H	Oakland	17 2
									177 H	Ball St.	2 3
									189 A	Ill.-Chicago	3 5
									189 A	Ill.-Chicago	5 2
									189 H	Ill.-Chicago	2 1
									189 H	Ill.-Chicago	0 5
									189 H	Ill.-Chicago	3 4
									189 N	Ill.-Chicago	4 2
									212 A	Northern Ill.	10 11
									219 H	Illinois St.	8 6
									229 A	Western Mich.	8 4
									244 A	Northern Ky.	16 1
									244 A	Northern Ky.	5 4
									244 A	Northern Ky.	6 4
									244 H	Northern Ky.	4 12
LAST 15 GAMES			LAST 15 GAMES			LAST 15 GAMES			LAST 15 GAMES		
			42 N	Wright St.	2 7	259 H	Youngstown St.	4 0			
			143 N	Milwaukee	12 7	167 H	Oakland	17 2			
			189 N	Ill.-Chicago	4 2	167 H	Oakland	3 2			
			143 N	Milwaukee	6 9						
			244 N	Northern Ky.	10 7						

Non-Div. I Games: Purdue-North Cent. 17 6

Valparaiso

259 H Youngstown St.	7	5
259 H Youngstown St.	6	1

RPI	S	Opponent	Score	
244	H	Northern Ky.	4	9
244	N	Northern Ky.	10	7
259	A	Youngstown St.	6	7
259	A	Youngstown St.	15	7
259	H	Youngstown St.	7	5
259	H	Youngstown St.	4	0
259	H	Youngstown St.	6	1
275	H	Purdue	13	10
293	A	Chicago St.	10	6
293	H	Chicago St.	12	4

UNLV

Average RPI Win: 125		WON-LOST	WINNING	LAST 15	STRENGTH OF		OPP. STRENGTH	TEAM	ADJ	CONF.	ADJ CONF.
Average RPI Loss: 103		RECORD	PCT. RANK	GAMES	SCHEDULE		OF SCHEDULE	RPI	RPI	RPI	RPI
DIV. I ONLY		24-32-0	.42857	208	6-9-0		52	111	137	.5062	137
DIV. I NON-CONF.		10-14-0	.41667	197	1-1-0		10	51	98	.52704	98
TOTALS		RPI 1-25	RPI 26-50		W-L RECORDS		RPI 51-100		RPI 101-150		RPI 150+
24-32-0		1-1-0	7-8-0		OVERALL		3-12-0		2-4-0		11-7-0
12-15-0		1-1-0	4-4-0		HOME		1-8-0		1-0-0		5-2-0
12-15-0		0-0-0	3-4-0		AWAY		2-4-0		1-4-0		6-3-0
0-2-0		0-0-0	0-0-0		NEUTRAL		0-0-0		0-0-0		0-2-0
10-14-0		1-1-0	4-5-0		NON-CONFERENCE		0-3-0		2-4-0		3-1-0
4-8-0		1-1-0	2-3-0		HOME		0-3-0		1-0-0		0-1-0
6-6-0		0-0-0	2-0-		AWAY		0-0-0		1-4-0		3-0-0
0-0-0		0-0-0	0-0-0		NEUTRAL		0-0-0		0-0-0		0-0-0
14-18-0		0-0-0	3-3-0		CONFERENCE		3-9-0		0-0-0		8-6-0
8-7-0		0-0-0	2-1-0		HOME		1-5-0		0-0-0		5-1-0
6-9-0		0-0-0	1-2-0		AWAY		2-4-0		0-0-0		3-3-0
0-2-0		0-0-0	0-0-0		NEUTRAL		0-0-0		0-0-0		0-2-0
RPI S	Opponent	Score		RPI S	Opponent	Score		RPI S	Opponent	Score	
14 H	Texas Tech	6	14	38 A	Arizona St.	11	7	60 H	West Virginia	6	9
14 H	Texas Tech	8	5	38 H	Arizona St.	4	6	60 H	West Virginia	1	13
				43 A	Cal St. Fullerton	4	12	60 H	West Virginia	4	9
				43 A	Cal St. Fullerton	0	6	89 A	Nevada	1	8
				43 A	Cal St. Fullerton	2	0	89 A	Nevada	7	9
				44 H	Ohio St.	7	8	89 A	Nevada	7	1
				44 H	Ohio St.	8	7	89 H	Nevada	4	7
				44 H	Ohio St.	5	2	89 H	Nevada	5	7
				44 H	Ohio St.	3	20	89 H	Nevada	5	6
				46 A	New Mexico	5	10	93 A	Fresno St.	2	6
				46 A	New Mexico	3	15	93 A	Fresno St.	3	4
				46 A	New Mexico	6	5	93 A	Fresno St.	4	2
				46 H	New Mexico	11	6	93 H	Fresno St.	8	5
				46 H	New Mexico	2	6	93 H	Fresno St.	1	9
				46 H	New Mexico	10	4	93 H	Fresno St.	2	7
				LAST 15 GAMES							
				188 N	San Diego St.	8	18	93 H	Fresno St.	1	9
				176 N	Air Force	7	15	38 H	Arizona St.	4	6
				89 A	Nevada	7	9	46 H	New Mexico	10	4
				89 A	Nevada	1	8				
				89 A	Nevada	7	1				
								219 A	UC Irvine	2	15
								219 H	UC Irvine	8	6
								125 A	San Diego	7	13
								133 A	Texas	2	11
								133 A	Texas	4	3
								133 A	Texas	0	7
								152 A	UC Riverside	4	2
								152 A	UC Riverside	5	4
								176 H	Air Force	1	0
								176 H	Air Force	7	2
								176 H	Air Force	7	6
								176 N	Air Force	7	15
								188 A	San Diego St.	2	4
								188 A	San Diego St.	7	9
								188 A	San Diego St.	7	6
								188 N	San Diego St.	8	18
								213 A	Grand Canyon	7	2
								213 H	Grand Canyon	8	10
								232 A	San Jose St.	3	2
								232 A	San Jose St.	3	5
								232 A	San Jose St.	12	0
								232 H	San Jose St.	2	1
								232 H	San Jose St.	4	2
								232 H	San Jose St.	6	11

Non-Div. I Games:

UNLV

93 H Fresno St.	8	5
93 H Fresno St.	2	7

U
N
L
V

U
N
L
V

Average RPI Win: 170		WON-LOST	WINNING	LAST 15	STRENGTH OF		OPP. STRENGTH	TEAM	ADJ	CONF.	ADJ CONF.
Average RPI Loss: 117		RECORD	PCT. RANK	GAMES	SCHEDULE		OF SCHEDULE	RPI	RPI	RPI	RPI
DIV. I ONLY		28-27-0	.50909	139	5-10-0		141	138	138	.50558	138
DIV. I NON-CONF.		17-13-0	.56667	108	1-1-0		208	181	120	.51222	120
TOTALS		RPI 1-25	RPI 26-50		W-L RECORDS		RPI 51-100		RPI 101-150		RPI 150+
28-27-0		0-4-0	0-3-0		OVERALL		3-4-0		8-8-0		17-8-0
15-8-0		0-0-0	0-0-0		HOME		0-0-0		7-4-0		8-4-0
9-15-0		0-3-0	0-3-0		AWAY		3-3-0		0-3-0		6-3-0
4-4-0		0-1-0	0-0-0		NEUTRAL		0-1-0		1-1-0		3-1-0
17-13-0		0-0-0	0-3-0		NON-CONFERENCE		0-1-0		4-4-0		13-5-0
9-2-0		0-0-0	0-0-0		HOME		0-0-0		4-1-0		5-1-0
6-9-0		0-0-0	0-0-		AWAY		0-0-0		0-3-0		6-3-0
2-2-0		0-0-0	0-0-0		NEUTRAL		0-1-0		0-0-0		2-1-0
11-14-0		0-4-0	0-0-0		CONFERENCE		3-3-0		4-4-0		4-3-0
6-6-0		0-0-0	0-0-0		HOME		0-0-0		3-3-0		3-3-0
3-6-0		0-3-0	0-0-0		AWAY		3-3-0		0-0-0		0-0-0
2-2-0		0-1-0	0-0-0		NEUTRAL		0-0-0		1-1-0		1-0-0
RPI S	Opponent	Score	RPI S	Opponent	Score	RPI S	Opponent	Score	RPI S	Opponent	Score
22 A	Dallas Baptist	5 6	48 A	South Ala.	4 5	65 N	Kent St.	3 6	101 H	Indiana	6 7
22 A	Dallas Baptist	2 12	48 A	South Ala.	5 18	71 A	Indiana St.	0 7	105 H	FGCU	13 7
22 A	Dallas Baptist	8 12	48 A	South Ala.	0 11	71 A	Indiana St.	3 2	105 H	FGCU	5 1
22 N	Dallas Baptist	6 13				71 A	Indiana St.	0 3	105 H	FGCU	1 0
						86 A	Missouri St.	6 10	110 H	Bradley	7 6
						86 A	Missouri St.	14 5	110 H	Bradley	3 4
						86 A	Missouri St.	7 1	110 H	Bradley	2 0
									113 A	Liberty	3 5
									113 A	Liberty	2 5
									123 H	Southern Ill.	0 4
									123 H	Southern Ill.	4 3
									123 H	Southern Ill.	1 4
									123 N	Southern Ill.	3 4
									123 N	Southern Ill.	3 2
									131 A	Western Ky.	5 6
									131 H	Western Ky.	6 2
									180 N	Monmouth	15 3
									186 H	Wichita St.	5 6
									186 H	Wichita St.	7 2
									186 H	Wichita St.	11 1
									190 A	Belmont	13 7
									190 H	Belmont	1 11
									191 A	Wofford	5 7
									198 A	Murray St.	2 1
									198 H	Murray St.	5 1
									203 N	Central Conn. St.	5 9
									203 N	Central Conn. St.	5 0
LAST 15 GAMES			LAST 15 GAMES			LAST 15 GAMES			LAST 15 GAMES		
			123 N	Southern Ill.	3 2				123 H	Southern Ill.	4 3
			22 N	Dallas Baptist	6 13				123 H	Southern Ill.	0 4
			219 N	Illinois St.	4 3				123 H	Southern Ill.	1 4
			123 N	Southern Ill.	3 4						
			71 A	Indiana St.	0 3						

Non-Div. I Games: Southern Ind. 2 1

Evansville

71	A	Indiana St.	0	7
71	A	Indiana St.	3	2

RPI	S	Opponent	Score	
212	H	Northern Ill.	8	6
212	H	Northern Ill.	5	2
212	H	Northern Ill.	11	10
214	A	Eastern Ky.	5	6
214	A	Eastern Ky.	4	0
214	A	Eastern Ky.	10	2
219	H	Illinois St.	6	8
219	H	Illinois St.	0	4
219	H	Illinois St.	4	3
219	N	Illinois St.	4	3
223	A	USC Upstate	5	2
264	A	UT Martin	29	9
280	A	SIUE	10	11
280	H	SIUE	13	2

E
v
a
n
s
v
i
l
l
e

E
v
a
n
s
v
i
l
l
e

[illegible]

Non-Div. I Games:

Saint Joseph's

222 H St. Bonaventure	2	7
222 H St. Bonaventure	4	1

RPI	S	Opponent	Score	
201	H	Fordham	7	6
201	N	Fordham	7	6
220	N	Central Mich.	5	2
222	H	St. Bonaventure	0	2
222	H	St. Bonaventure	2	7
222	H	St. Bonaventure	4	1
224	N	UC Davis	10	8
229	N	Western Mich.	17	8
240	H	Villanova	8	3
240	H	Villanova	8	0
242	A	Saint Louis	3	2
242	A	Saint Louis	3	2
242	A	Saint Louis	6	22
251	A	Massachusetts	3	1
251	A	Massachusetts	17	7
251	A	Massachusetts	6	1
261	H	Bucknell	6	5
265	A	Lafayette	9	4
269	N	Rider	5	3
277	A	La Salle	2	3
277	A	La Salle	10	2
277	A	La Salle	14	2

Saint Joseph's

S
a
i
n
t
J
o
s
e
p
h
'
s

S
a
i
n
t
J
o
s
e
p
h
'
s

Average RPI Win: 177		WON-LOST RECORD		WINNING PCT. RANK		LAST 15 GAMES		STRENGTH OF SCHEDULE		OPP. STRENGTH OF SCHEDULE		TEAM RPI		ADJ RPI		CONF. RPI		ADJ CONF. RPI			
DIV. I ONLY		33-22-0		.6 76		8-7-0		255		110		140		.50484 140		8		8			
DIV. I NON-CONF.		22-9-0		.70968 36		1-4-0		296		144		153		.49639 153		13		13			
TOTALS		RPI 1-25		RPI 26-50		W-L RECORDS		RPI 51-100		RPI 101-150		RPI 150+									
33-22-0		0-3-0		0-3-0		OVERALL		6-3-0		6-2-0		21-11-0									
21-7-0		0-0-0		0-0-0		HOME		4-3-0		5-0-0		12-4-0									
12-15-0		0-3-0		0-3-0		AWAY		2-0-0		1-2-0		9-7-0									
0-0-0		0-0-0		0-0-0		NEUTRAL		0-0-0		0-0-0		0-0-0									
22-9-0		0-0-0		0-0-0		NON-CONFERENCE		5-1-0		2-0-0		15-8-0									
12-4-0		0-0-0		0-0-0		HOME		3-1-0		2-0-0		7-3-0									
10-5-0		0-0-0		0-0-		AWAY		2-0-0		0-0-0		8-5-0									
0-0-0		0-0-0		0-0-0		NEUTRAL		0-0-0		0-0-0		0-0-0									
11-13-0		0-3-0		0-3-0		CONFERENCE		1-2-0		4-2-0		6-3-0									
9-3-0		0-0-0		0-0-0		HOME		1-2-0		3-0-0		5-1-0									
2-10-0		0-3-0		0-3-0		AWAY		0-0-0		1-2-0		1-2-0									
0-0-0		0-0-0		0-0-0		NEUTRAL		0-0-0		0-0-0		0-0-0									
RPI S	Opponent		Score		RPI S	Opponent		Score		RPI S	Opponent		Score		RPI S	Opponent		Score			
24 A	UC Santa Barbara		0 1		43 A	Cal St. Fullerton		4 7		51 H	Long Beach St.		4 2		119 A	UC Irvine		6 7			
24 A	UC Santa Barbara		2 8		43 A	Cal St. Fullerton		5 8		51 H	Long Beach St.		0 12		119 A	UC Irvine		1 4			
24 A	UC Santa Barbara		4 5		43 A	Cal St. Fullerton		1 2		51 H	Long Beach St.		3 6		119 A	UC Irvine		8 2			
										59 H	UConn		2 1		120 H	William & Mary		11 3			
										59 H	UConn		12 4		120 H	William & Mary		11 7			
										91 A	Pepperdine		3 0		124 H	Cal Poly		2 1			
										91 H	Pepperdine		1 3		124 H	Cal Poly		5 3			
										100 A	UCLA		4 1		124 H	Cal Poly		7 2			
										100 H	UCLA		20 12		152 A	UC Riverside		4 6			
															152 A	UC Riverside		0 6			
															152 A	UC Riverside		7 2			
															174 H	Hawaii		5 6			
															174 H	Hawaii		9 3			
															174 H	Hawaii		2 1			
															193 H	Houston Baptist		7 2			
															193 H	Houston Baptist		6 3			
															193 H	Houston Baptist		2 0			
															193 H	Houston Baptist		7 1			
															207 A	George Washington		4 2			
															207 A	George Washington		6 5			
															207 A	George Washington		9 3			
															224 H	UC Davis		4 2			
															224 H	UC Davis		11 8			
															224 H	UC Davis		5 4			
															231 A	Portland		3 7			
															231 A	Portland		2 1			
															231 A	Portland		5 6			
				LAST 15 GAMES																	
				119 A	UC Irvine		6 7		91 H	Pepperdine		1 3		224 H	UC Davis		4 2				
				119 A	UC Irvine		8 2		224 H	UC Davis		11 8									
				119 A	UC Irvine		1 4														
				275 A	Purdue		0 8														
				275 A	Purdue		6 0														

Non-Div. I Games:

CSUN

275	A	Purdue	0	1
275	A	Purdue	0	5

RPI	S	Opponent	Score	
231	A	Portland	2	1
255	A	CSU Bakersfield	7	5
255	H	CSU Bakersfield	5	8
255	H	CSU Bakersfield	3	5
268	H	Northern Colo.	6	0
268	H	Northern Colo.	5	3
268	H	Northern Colo.	2	3
268	H	Northern Colo.	4	2
273	A	George Mason	1	0
275	A	Purdue	0	8
275	A	Purdue	6	0
275	A	Purdue	0	1
275	A	Purdue	0	5

Average RPI Win:		142	WON-LOST RECORD		WINNING PCT. RANK	LAST 15 GAMES	STRENGTH OF SCHEDULE		OPP. STRENGTH OF SCHEDULE	TEAM RPI	ADJ RPI	CONF. RPI	ADJ CONF. RPI				
Average RPI Loss:		107															
DIV. I ONLY			22-34-0		.39286	226	7-8-0		88	108	141	.50473	141	11	11		
DIV. I NON-CONF.			8-21-0		.27586	265	2-3-0		74	101	176	.48396	176	8	8		
TOTALS		RPI 1-25		RPI 26-50		W-L RECORDS		RPI 51-100		RPI 101-150		RPI 150+					
22-34-0		0-4-0		3-4-0		OVERALL		5-11-0		4-6-0		10-9-0					
8-4-0		0-0-0		2-2-0		HOME		1-2-0		3-0-0		2-0-0					
12-26-0		0-4-0		1-2-0		AWAY		4-9-0		1-5-0		6-6-0					
2-4-0		0-0-0		0-0-0		NEUTRAL		0-0-0		0-1-0		2-3-0					
8-21-0		0-4-0		1-3-0		NON-CONFERENCE		2-5-0		0-4-0		5-5-0					
1-1-0		0-0-0		0-1-0		HOME		0-0-0		0-0-0		1-0-0					
5-16-0		0-4-0		1-0-		AWAY		2-5-0		0-3-0		2-2-0					
2-4-0		0-0-0		0-0-0		NEUTRAL		0-0-0		0-1-0		2-3-0					
14-13-0		0-0-0		2-1-0		CONFERENCE		3-6-0		4-2-0		5-4-0					
7-3-0		0-0-0		2-1-0		HOME		1-2-0		3-0-0		1-0-0					
7-10-0		0-0-0		0-0-0		AWAY		2-4-0		1-2-0		4-4-0					
0-0-0		0-0-0		0-0-0		NEUTRAL		0-0-0		0-0-0		0-0-0					
RPI	S	Opponent		Score		RPI	S	Opponent		Score		RPI	S	Opponent		Score	
24	A	UC Santa Barbara		2	8	31	H	Gonzaga		2	10	54	H	BYU		3	9
24	A	UC Santa Barbara		3	7	31	H	Gonzaga		9	1	54	H	BYU		6	12
24	A	UC Santa Barbara		5	6	31	H	Gonzaga		5	3	54	H	BYU		6	5
24	A	UC Santa Barbara		5	13	46	H	New Mexico		3	12	56	A	St. Mary's (CA)		6	5
						49	A	Oregon St.		0	4	56	A	St. Mary's (CA)		2	4
						49	A	Oregon St.		5	8	56	A	St. Mary's (CA)		1	5
						49	A	Oregon St.		5	0	70	A	California		4	5
												70	A	California		5	7
												74	A	Stanford		6	7
												89	A	Nevada		5	6
												91	A	Pepperdine		0	7
												91	A	Pepperdine		0	2
												91	A	Pepperdine		3	1
												93	A	Fresno St.		6	3
												93	A	Fresno St.		1	10
												93	A	Fresno St.		7	3

Non-Div. I Games:

San Francisco

54	H	BYU	6	5
89	A	Nevada	5	6

RPI	S	Opponent	Score	
232	A	San Jose St.	6	3
232	H	San Jose St.	4	3

S
a
n
F
r
a
n
c
i
s
c
o

S
a
n
F
r
a
n
c
i
s
c
o

San Francisco

UCF

Average RPI Win:		177	WON-LOST RECORD		WINNING PCT. RANK		LAST 15 GAMES		STRENGTH OF SCHEDULE		OPP. STRENGTH OF SCHEDULE		TEAM RPI		ADJ RPI		CONF. RPI		ADJ CONF. RPI			
Average RPI Loss:		68																				
DIV. I ONLY			26-33-0		.44068 197		5-10-0		56		83		142		.50463 142		6		6			
DIV. I NON-CONF.			17-15-0		.53125 129		1-0-0		30		125		94		.53124 94		6		6			
TOTALS		RPI 1-25		RPI 26-50		W-L RECORDS		RPI 51-100		RPI 101-150		RPI 150+										
26-33-0		1-8-0		1-9-0		OVERALL		3-8-0		3-1-0		18-7-0										
18-12-0		0-2-0		0-7-0		HOME		2-0-0		2-1-0		14-2-0										
7-17-0		1-6-0		1-0-0		AWAY		1-7-0		0-0-0		4-4-0										
1-4-0		0-0-0		0-2-0		NEUTRAL		0-1-0		1-0-0		0-1-0										
17-15-0		1-8-0		1-1-0		NON-CONFERENCE		2-3-0		0-0-0		13-3-0										
14-4-0		0-2-0		0-1-0		HOME		2-0-0		0-0-0		12-1-0										
3-9-0		1-6-0		1-0-		AWAY		0-2-0		0-0-0		1-1-0										
0-2-0		0-0-0		0-0-0		NEUTRAL		0-1-0		0-0-0		0-1-0										
9-18-0		0-0-0		0-8-0		CONFERENCE		1-5-0		3-1-0		5-4-0										
4-8-0		0-0-0		0-6-0		HOME		0-0-0		2-1-0		2-1-0										
4-8-0		0-0-0		0-0-0		AWAY		1-5-0		0-0-0		3-3-0										
1-2-0		0-0-0		0-2-0		NEUTRAL		0-0-0		1-0-0		0-0-0										
RPI	S	Opponent		Score		RPI	S	Opponent		Score		RPI	S	Opponent		Score						
1	A	Florida		0	4	28	A	Fla. Atlantic		3	1	53	A	Houston		0	1	118	H	Cincinnati	12	1
1	H	Florida		5	9	28	H	Fla. Atlantic		0	5	53	A	Houston		3	4	118	H	Cincinnati	2	4
3	A	Miami (FL)		4	8	30	H	Tulane		1	4	53	A	Houston		2	1	118	H	Cincinnati	8	7
3	H	Miami (FL)		2	5	30	H	Tulane		0	6	59	A	UConn		3	4	118	N	Cincinnati	7	6
12	A	Florida St.		4	5	30	H	Tulane		3	4	59	A	UConn		8	15	151	N	Texas St.	1	2
12	A	Florida St.		2	7	30	N	Tulane		3	4	59	A	UConn		0	3	163	A	Bethune-Cookman	3	17
21	A	Rice		2	0	30	N	Tulane		0	5	61	A	North Florida		3	4	163	H	Bethune-Cookman	12	7
21	A	Rice		3	4	35	H	East Carolina		7	8	61	H	North Florida		5	4	166	A	South Fla.	4	5
21	A	Rice		10	13	35	H	East Carolina		1	7	73	N	Michigan St.		2	6	166	A	South Fla.	9	2
						35	H	East Carolina		3	5	82	A	Jacksonville		3	8	166	A	South Fla.	0	4
												82	H	Jacksonville		6	3	166	H	South Fla.	4	6
																		166	H	South Fla.	6	5
																		166	H	South Fla.	4	0
																		206	A	Memphis	1	6
																		206	A	Memphis	9	2
																		206	A	Memphis	7	1
																		230	A	A&M-Corpus Christi	4	3
																		236	H	Brown	6	4
																		236	H	Brown	2	0
																		236	H	Brown	5	15
																		243	H	Siena	11	2
																		243	H	Siena	10	9
																		243	H	Siena	15	0
																		249	H	Cornell	8	3
																		249	H	Cornell	4	3
																		249	H	Cornell	16	0
																		253	H	LIU Brooklyn	12	7
				LAST 15 GAMES																		
				30	N	Tulane	0	5	59	A	UConn	8	15	243	H	Siena	15	0				
				118	N	Cincinnati	7	6	59	A	UConn	3	4	249	H	Cornell	8	3				
				30	N	Tulane	3	4	82	H	Jacksonville	6	3	249	H	Cornell	4	3				
				35	H	East Carolina	7	8						249	H	Cornell	16	0				
				35	H	East Carolina	1	7														

Non-Div. I Games:

UCF

35	H	East Carolina	3	5
59	A	UConn	0	3

RPI	S	Opponent	Score	
253	H	LIU Brooklyn	5	2
253	H	LIU Brooklyn	4	3

Average RPI Win: 193		WON-LOST RECORD		WINNING PCT. RANK		LAST 15 GAMES		STRENGTH OF SCHEDULE		OPP. STRENGTH OF SCHEDULE		TEAM RPI		ADJ RPI		CONF. RPI		ADJ CONF. RPI		
DIV. I ONLY		29-26-0		.52727 122		10-5-0		208		171		143		.50442 143		19		19		
DIV. I NON-CONF.		11-13-0		.45833 170		1-1-0		179		124		126		.50707 126		14		14		
TOTALS		RPI 1-25		RPI 26-50		W-L RECORDS		RPI 51-100		RPI 101-150		RPI 150+								
29-26-0		1-3-0		2-3-0		OVERALL		0-2-0		4-9-0		22-9-0								
10-6-0		0-0-0		1-1-0		HOME		0-0-0		1-1-0		8-4-0								
17-15-0		1-3-0		1-1-0		AWAY		0-1-0		2-7-0		13-3-0								
2-5-0		0-0-0		0-1-0		NEUTRAL		0-1-0		1-1-0		1-2-0								
11-13-0		1-3-0		0-0-0		NON-CONFERENCE		0-2-0		2-5-0		8-3-0								
2-1-0		0-0-0		0-0-0		HOME		0-0-0		0-0-0		2-1-0								
8-9-0		1-3-0		0-0-		AWAY		0-1-0		2-5-0		5-0-0								
1-3-0		0-0-0		0-0-0		NEUTRAL		0-1-0		0-0-0		1-2-0								
18-13-0		0-0-0		2-3-0		CONFERENCE		0-0-0		2-4-0		14-6-0								
8-5-0		0-0-0		1-1-0		HOME		0-0-0		1-1-0		6-3-0								
9-6-0		0-0-0		1-1-0		AWAY		0-0-0		0-2-0		8-3-0								
1-2-0		0-0-0		0-1-0		NEUTRAL		0-0-0		1-1-0		0-0-0								
RPI S	Opponent		Score		RPI S	Opponent		Score		RPI S	Opponent		Score		RPI S	Opponent		Score		
14 A	Texas Tech		3	12	42 A	Wright St.		1	6	65 N	Kent St.		6	7	115 A	Arkansas St.		1	8	
14 A	Texas Tech		0	12	42 A	Wright St.		5	1	72 A	Iowa		1	9	115 A	Arkansas St.		9	2	
14 A	Texas Tech		10	3	42 H	Wright St.		2	9					115 A	Arkansas St.		4	7		
14 A	Texas Tech		1	9	42 H	Wright St.		2	0					115 A	Arkansas St.		3	13		
					42 N	Wright St.		1	5					128 A	Kansas St.		1	3		
														128 A	Kansas St.		14	1		
														128 A	Kansas St.		0	7		
														136 A	Valparaiso		3	5		
														136 A	Valparaiso		6	7		
														136 H	Valparaiso		6	5		
														136 H	Valparaiso		3	7		
														136 N	Valparaiso		7	12		
														136 N	Valparaiso		9	6		
														163 N	Bethune-Cookman		11	0		
														167 A	Oakland		5	6		
														167 A	Oakland		8	4		
														167 A	Oakland		7	3		
														167 H	Oakland		8	0		
														167 H	Oakland		5	9		
														177 N	Ball St.		3	9		
														177 N	Ball St.		5	11		
						LAST 15 GAMES								189 A	Ill.-Chicago		5	6		
						42 N	Wright St.		1	5	42 A	Wright St.		5	1	189 A	Ill.-Chicago		7	2
						136 N	Valparaiso		7	12	42 A	Wright St.		1	6	189 A	Ill.-Chicago		3	10
						136 N	Valparaiso		9	6	244 A	Northern Ky.		7	3	189 H	Ill.-Chicago		5	1
						167 A	Oakland		5	6						189 H	Ill.-Chicago		2	3
						167 A	Oakland		8	4						212 A	Northern Ill.		7	6
Non-Div. I Games:		MSOE		15 6		Edgewood		7 5		Wis.-Parkside		12 2		Milwaukee						

167	A	Oakland	7	3
212	H	Northern Ill.	3	7

RPI	S	Opponent	Score	
212	H	Northern Ill.	3	7
219	A	Illinois St.	8	5
219	A	Illinois St.	4	3
219	A	Illinois St.	4	1
219	H	Illinois St.	4	3
244	A	Northern Ky.	7	3
244	A	Northern Ky.	5	4
244	H	Northern Ky.	6	0
244	H	Northern Ky.	8	0
244	H	Northern Ky.	0	3
259	A	Youngstown St.	22	3
259	A	Youngstown St.	10	3
259	A	Youngstown St.	1	0
259	H	Youngstown St.	6	0
259	H	Youngstown St.	4	3
293	A	Chicago St.	12	9
293	H	Chicago St.	6	2

Milwaukee

M
i
l
w
a
u
k
e
e

M
i
l
w
a
u
k
e
e

Auburn

Average RPI Win: 129		WON-LOST RECORD	WINNING PCT. RANK	LAST 15 GAMES	STRENGTH OF SCHEDULE	OPP. STRENGTH OF SCHEDULE	TEAM RPI	ADJ RPI		CONF. RPI	ADJ CONF. RPI			
Average RPI Loss: 68														
DIV. I ONLY		23-33-0	.41071	218	5-10-0	18	43	144	.50435	144	2	2		
DIV. I NON-CONF.		14-11-0	.56	112	2-1-0	109	242	159	.49196	159	2	2		
<hr/>														
TOTALS		RPI 1-25		RPI 26-50		W-L RECORDS		RPI 51-100		RPI 101-150		RPI 150+		
23-33-0		3-15-0		0-1-0		OVERALL		9-7-0		2-5-0		9-5-0		
19-16-0		2-8-0		0-1-0		HOME		7-3-0		1-0-0		9-4-0		
3-14-0		1-6-0		0-0-0		AWAY		1-2-0		1-5-0		0-1-0		
1-3-0		0-1-0		0-0-0		NEUTRAL		1-2-0		0-0-0		0-0-0		
<hr/>														
14-11-0		1-2-0		0-1-0		NON-CONFERENCE		3-3-0		1-0-0		9-5-0		
13-7-0		0-1-0		0-1-0		HOME		3-1-0		1-0-0		9-4-0		
1-1-0		1-0-0		0-0-		AWAY		0-0-0		0-0-0		0-1-0		
0-3-0		0-1-0		0-0-0		NEUTRAL		0-2-0		0-0-0		0-0-0		
<hr/>														
9-22-0		2-13-0		0-0-0		CONFERENCE		6-4-0		1-5-0		0-0-0		
6-9-0		2-7-0		0-0-0		HOME		4-2-0		0-0-0		0-0-0		
2-13-0		0-6-0		0-0-0		AWAY		1-2-0		1-5-0		0-0-0		
1-0-0		0-0-0		0-0-0		NEUTRAL		1-0-0		0-0-0		0-0-0		
<hr/>														
RPI	S	Opponent	Score		RPI	S	Opponent	Score		RPI	S	Opponent	Score	
4	H	Texas A&M	9	7	48	H	South Ala.	5	8	57	H	Oral Roberts	18	11
4	H	Texas A&M	10	12						122	A	Arkansas	7	14
4	H	Texas A&M	8	12						57	H	Oral Roberts	10	1
5	A	Ole Miss	4	6						57	H	Oral Roberts	7	8
5	A	Ole Miss	4	7						62	A	Alabama	2	6
5	A	Ole Miss	5	6						62	A	Alabama	3	4
7	H	LSU	6	8						62	A	Alabama	8	1
7	H	LSU	5	10						62	N	Alabama	10	1
7	H	LSU	8	5						67	H	Kentucky	10	6
9	A	Vanderbilt	3	9						67	H	Kentucky	5	2
9	A	Vanderbilt	3	4						67	H	Kentucky	6	9
9	A	Vanderbilt	2	5						73	N	Michigan St.	0	3
11	H	Mississippi St.	0	4						81	H	Tennessee	2	0
11	H	Mississippi St.	6	16						81	H	Tennessee	4	13
11	H	Mississippi St.	3	10						81	H	Tennessee	7	6
19	N	Southern Miss.	1	3						92	H	Troy	7	2
20	A	Georgia Tech	14	3						92	N	Troy	3	4
20	H	Georgia Tech	1	4										
<hr/>														
LAST 15 GAMES														
9 A Vanderbilt 3 4														
9 A Vanderbilt 3 9														
9 A Vanderbilt 2 5														
153 H UAB 4 1														
11 H Mississippi St. 3 10														
<hr/>														
159 H Kennesaw St. 3 7														
92 H Troy 7 2														
62 A Alabama 8 1														

Non-Div. I Games:

Auburn

11 H Mississippi St.	6	16
11 H Mississippi St.	0	4

A
u
b
u
r
n

A
u
b
u
r
n

261 N Bucknell	3	9
261 A Bucknell	15	0

RPI	S	Opponent	Score	
245	H	Lehigh	3	0
245	H	Lehigh	3	0
245	H	Lehigh	10	3
246	H	Buffalo	6	2
254	H	Army West Point	3	2
254	H	Army West Point	7	3
254	H	Army West Point	3	1
254	H	Army West Point	6	2
261	A	Bucknell	4	6
261	A	Bucknell	15	0
261	A	Bucknell	7	4
261	A	Bucknell	2	0
261	N	Bucknell	5	3
261	N	Bucknell	13	6
261	N	Bucknell	3	9
263	H	NJIT	7	3
263	H	NJIT	4	0
265	A	Lafayette	19	6
265	A	Lafayette	7	0
265	A	Lafayette	8	4
265	A	Lafayette	5	7
273	A	George Mason	13	9
287	A	N.C. A&T	6	1
287	A	N.C. A&T	14	8
287	A	N.C. A&T	11	4
291	A	Delaware St.	16	4
291	H	Delaware St.	20	4

N
a
v
y

Navy

RPI	S	Opponent	Score	
294	A	UMES	16	4
294	H	UMES	11	2

N
a
v
y

N
a
v
y

Navy

Average RPI Win:	208	WON-LOST RECORD	WINNING PCT. RANK	LAST 15 GAMES	STRENGTH OF SCHEDULE	OPP. STRENGTH OF SCHEDULE	TEAM RPI	ADJ RPI	CONF. RPI	ADJ CONF. RPI		
DIV. I ONLY		38-20-0	.65517	38	7-8-0	267	169	146	.5032	146	16	16
DIV. I NON-CONF.		28-10-0	.73684	32	2-0-0	281	212	118	.5131	118	16	16
<hr/>												
TOTALS	RPI 1-25	RPI 26-50		W-L RECORDS		RPI 51-100		RPI 101-150		RPI 150+		
38-20-0	0-0-0	1-4-0		OVERALL		2-6-0		7-6-0		28-4-0		
23-6-0	0-0-0	0-0-0		HOME		0-3-0		3-1-0		20-2-0		
8-9-0	0-0-0	1-2-0		AWAY		1-3-0		0-2-0		6-2-0		
7-5-0	0-0-0	0-2-0		NEUTRAL		1-0-0		4-3-0		2-0-0		
28-10-0	0-0-0	0-1-0		NON-CONFERENCE		2-3-0		5-4-0		21-2-0		
18-2-0	0-0-0	0-0-0		HOME		0-0-0		1-0-0		17-2-0		
3-5-0	0-0-0	0-0-		AWAY		1-3-0		0-2-0		2-0-0		
7-3-0	0-0-0	0-1-0		NEUTRAL		1-0-0		4-2-0		2-0-0		
10-10-0	0-0-0	1-3-0		CONFERENCE		0-3-0		2-2-0		7-2-0		
5-4-0	0-0-0	0-0-0		HOME		0-3-0		2-1-0		3-0-0		
5-4-0	0-0-0	1-2-0		AWAY		0-0-0		0-0-0		4-2-0		
0-2-0	0-0-0	0-1-0		NEUTRAL		0-0-0		0-1-0		0-0-0		
RPI	S	Opponent	Score	RPI	S	Opponent	Score	RPI	S	Opponent	Score	
				40	A	Creighton	1 7	72	N	Iowa	7 1	
				40	A	Creighton	5 4	88	H	Xavier	6 10	
				40	A	Creighton	1 3	88	H	Xavier	3 5	
				40	N	Creighton	5 6	88	H	Xavier	6 10	
				44	N	Ohio St.	3 9	94	A	FIU	1 10	
								94	A	FIU	1 5	
								94	A	FIU	3 8	
								94	A	FIU	2 1	

Non-Div. I Games:

Seton Hall

263	A	NJIT	9	3
135	H	St. John's (NY)	7	0

RPI	S	Opponent	Score	
253	H	LIU Brooklyn	3	6
253	H	LIU Brooklyn	6	1
253	H	LIU Brooklyn	10	0
254	A	Army West Point	9	4
254	H	Army West Point	2	8
254	H	Army West Point	11	0
258	H	Wagner	9	2
263	A	NJIT	9	3
263	H	NJIT	9	2
265	H	Lafayette	5	1
269	H	Rider	10	4
276	A	Butler	5	2
276	A	Butler	7	6
276	A	Butler	8	2
284	H	Iona	5	4
288	N	Savannah St.	4	3
295	H	Saint Peter's	8	1
295	H	Saint Peter's	5	4

S
e
t
o
n
H
a
l
l

S
e
t
o
n
H
a
l
l

Average RPI Win:		202	WON-LOST		WINNING		LAST 15		STRENGTH OF		OPP. STRENGTH		TEAM	ADJ		CONF.		ADJ CONF.					
Average RPI Loss:		133	RECORD		PCT. RANK		GAMES		SCHEDULE		OF SCHEDULE		RPI	RPI		RPI		RPI					
DIV. I ONLY			34-23-0		.59649	79	10-5-0		232		195		147	.50301		147	28		28				
DIV. I NON-CONF.			12-14-0		.46154	167	0-1-0		160		43		160	.49098		160	27		27				
TOTALS		RPI 1-25		RPI 26-50		W-L RECORDS		RPI 51-100		RPI 101-150		RPI 150+											
34-23-0		1-3-0		1-3-0		OVERALL		0-0-0		6-10-0		26-7-0											
15-9-0		0-0-0		0-1-0		HOME		0-0-0		4-6-0		11-2-0											
16-9-0		1-3-0		0-1-0		AWAY		0-0-0		2-0-0		13-5-0											
3-5-0		0-0-0		1-1-0		NEUTRAL		0-0-0		0-4-0		2-0-0											
12-14-0		1-3-0		1-3-0		NON-CONFERENCE		0-0-0		3-5-0		7-3-0											
6-6-0		0-0-0		0-1-0		HOME		0-0-0		1-3-0		5-2-0											
5-5-0		1-3-0		0-0-		AWAY		0-0-0		2-0-0		2-1-0											
1-3-0		0-0-0		1-1-0		NEUTRAL		0-0-0		0-2-0		0-0-0											
22-9-0		0-0-0		0-0-0		CONFERENCE		0-0-0		3-5-0		19-4-0											
9-3-0		0-0-0		0-0-0		HOME		0-0-0		3-3-0		6-0-0											
11-4-0		0-0-0		0-0-0		AWAY		0-0-0		0-0-0		11-4-0											
2-2-0		0-0-0		0-0-0		NEUTRAL		0-0-0		0-2-0		2-0-0											
RPI	S	Opponent		Score		RPI	S	Opponent		Score		RPI	S	Opponent		Score							
14	A	Texas Tech		7	6	46	A	New Mexico		4	10	103	H	SFA		2	8						
14	A	Texas Tech		2	14	46	H	New Mexico		2	3	103	H	SFA		7	14						
23	A	Arizona		8	11	46	N	New Mexico		9	6	103	H	SFA		7	6						
23	A	Arizona		7	8	46	N	New Mexico		2	3	103	H	SFA		4	5						
												108	H	Seattle		8	5						
												108	H	Seattle		7	5						
												108	H	Seattle		9	10						
												108	N	Seattle		10	12						
												112	A	Baylor		9	5						
												112	A	Baylor		7	4						
												125	N	San Diego		1	5						
												125	N	San Diego		1	10						
												132	H	Utah Valley		7	4						
												132	H	Utah Valley		4	7						
												132	H	Utah Valley		1	6						
												132	N	Utah Valley		2	3						
												152	A	UC Riverside		2	8						
												152	A	UC Riverside		4	2						
												152	A	UC Riverside		6	5						
												173	H	Sacramento St.		14	4						
												173	H	Sacramento St.		13	6						
												173	H	Sacramento St.		6	2						
												173	N	Sacramento St.		5	4						
												213	A	Grand Canyon		5	4						
												213	A	Grand Canyon		7	6						
												213	A	Grand Canyon		4	3						
												225	H	Towson		17	3						
						LAST 15 GAMES																	
						108 N Seattle						10	12	290 A North Dakota		7	2	173 N Sacramento St.		5	4		
						173 N Sacramento St.						5	4	290 A North Dakota		4	0	213 A Grand Canyon		5	4		
						255 N CSU Bakersfield						11	6	290 A North Dakota		6	0	213 A Grand Canyon		7	6		
						132 N Utah Valley						2	3							213 A Grand Canyon		4	3
						268 A Northern Colo.						3	6							225 H Towson		17	3

Non-Div. I Games:

New Mexico St.

268	A	Northern Colo.	18	16
268	A	Northern Colo.	10	6

RPI	S	Opponent	Score	
225	H	Towson	9	8
225	H	Towson	8	5
241	H	Maine	3	13
241	H	Maine	7	3
241	H	Maine	1	3
241	H	Maine	3	2
255	A	CSU Bakersfield	5	4
255	A	CSU Bakersfield	6	7
255	A	CSU Bakersfield	2	8
255	N	CSU Bakersfield	11	6
268	A	Northern Colo.	18	16
268	A	Northern Colo.	10	6
268	A	Northern Colo.	3	6
281	A	UTRGV	7	3
281	A	UTRGV	3	9
281	A	UTRGV	12	3
290	A	North Dakota	6	0
290	A	North Dakota	4	0
290	A	North Dakota	7	2
293	H	Chicago St.	17	5
293	H	Chicago St.	11	4
293	H	Chicago St.	8	2

New Mexico St.

New Mexico St.

New Mexico St.

Delaware

Delaware

225	A	Towson	9	10
208	H	Elon	16	12

Through Games Of May 28, 2016

RPI	S	Opponent	Score	
218	H	UMass Lowell	3	5
225	A	Towson	9	6
225	A	Towson	6	1
225	A	Towson	9	10
243	H	Siena	2	9
243	H	Siena	6	2
243	H	Siena	11	4
245	A	Lehigh	7	16
250	A	Hofstra	8	4
250	A	Hofstra	13	3
250	A	Hofstra	8	4
277	A	La Salle	4	2
277	H	La Salle	22	1
291	A	Delaware St.	19	8
291	H	Delaware St.	8	3
291	H	Delaware St.	4	2

Delaware

D
e
l
a
w
a
r
e

D
e
l
a
w
a
r
e

Average RPI Win: 138		WON-LOST	WINNING	LAST 15	STRENGTH OF		OPP. STRENGTH	TEAM	ADJ	CONF.	ADJ CONF.
Average RPI Loss: 87		RECORD	PCT. RANK	GAMES	SCHEDULE		OF SCHEDULE	RPI	RPI	RPI	RPI
DIV. I ONLY		20-35-0	.36364	241	5-10-0		36	90	149	.50151	149
DIV. I NON-CONF.		10-15-0	.4	206	1-2-0		8	78	96	.52967	96
TOTALS		RPI 1-25	RPI 26-50		W-L RECORDS		RPI 51-100		RPI 101-150		RPI 150+
20-35-0		1-6-0	1-9-0		OVERALL		6-5-0		6-10-0		6-5-0
11-10-0		0-0-0	0-2-0		HOME		1-2-0		4-4-0		6-2-0
9-24-0		1-5-0	1-7-0		AWAY		5-3-0		2-6-0		0-3-0
0-1-0		0-1-0	0-0-0		NEUTRAL		0-0-0		0-0-0		0-0-0
10-15-0		1-3-0	1-6-0		NON-CONFERENCE		1-1-0		5-5-0		2-0-0
5-4-0		0-0-0	0-2-0		HOME		0-0-0		3-2-0		2-0-0
5-10-0		1-2-0	1-0-		AWAY		1-1-0		2-3-0		0-0-0
0-1-0		0-1-0	0-0-0		NEUTRAL		0-0-0		0-0-0		0-0-0
10-20-0		0-3-0	0-3-0		CONFERENCE		5-4-0		1-5-0		4-5-0
6-6-0		0-0-0	0-0-0		HOME		1-2-0		1-2-0		4-2-0
4-14-0		0-3-0	0-3-0		AWAY		4-2-0		0-3-0		0-3-0
0-0-0		0-0-0	0-0-0		NEUTRAL		0-0-0		0-0-0		0-0-0
RPI S	Opponent	Score	RPI S	Opponent	Score	RPI S	Opponent	Score	RPI S	Opponent	Score
11 N	Mississippi St.	0 1	32 A	Louisiana Tech	4 14	78 H	Ga. Southern	2 1	103 A	SFA	2 6
15 A	UL Lafayette	2 6	32 H	Louisiana Tech	1 7	78 H	Ga. Southern	1 4	115 A	Arkansas St.	1 8
15 A	UL Lafayette	2 8	34 A	Southeastern La.	0 2	78 H	Ga. Southern	1 13	115 A	Arkansas St.	4 12
15 A	UL Lafayette	5 6	34 A	Southeastern La.	2 8	92 A	Troy	4 3	115 A	Arkansas St.	4 5
22 A	Dallas Baptist	3 7	34 A	Southeastern La.	6 5	92 A	Troy	3 5	117 A	Western Caro.	16 10
22 A	Dallas Baptist	6 3	47 A	Northwestern St.	2 11	92 A	Troy	6 2	117 A	Western Caro.	11 6
22 A	Dallas Baptist	1 6	47 H	Northwestern St.	2 6	96 A	McNeese St.	12 4	117 A	Western Caro.	7 15
			48 A	South Ala.	0 13	96 A	McNeese St.	2 11	122 A	Arkansas	1 3
			48 A	South Ala.	4 10	98 A	UT Arlington	3 2	127 H	Samford	6 4
			48 A	South Ala.	2 12	98 A	UT Arlington	4 8	127 H	Samford	2 10
						98 A	UT Arlington	8 3	127 H	Samford	5 2
									129 H	Little Rock	0 17
									129 H	Little Rock	6 7
									129 H	Little Rock	4 1
									136 H	Valparaiso	6 9
									136 H	Valparaiso	18 9
									151 A	Texas St.	5 7
									151 A	Texas St.	2 3
									151 A	Texas St.	1 6
									181 H	Nicholls St.	3 1
									228 H	Georgia St.	3 7
									228 H	Georgia St.	5 3
									228 H	Georgia St.	14 0
									239 H	Appalachian St.	4 5
									239 H	Appalachian St.	10 5
									239 H	Appalachian St.	6 2
									286 H	Jackson St.	10 7
LAST 15 GAMES			LAST 15 GAMES			LAST 15 GAMES			LAST 15 GAMES		
15 A	UL Lafayette	2 6	92 A	Troy	6 2	92 A	Troy	3 5	239 H	Appalachian St.	4 5
15 A	UL Lafayette	5 6	92 A	Troy	3 5	32 A	Louisiana Tech	4 14	239 H	Appalachian St.	10 5
15 A	UL Lafayette	2 8	129 H	Little Rock	6 7				239 H	Appalachian St.	6 2
129 H	Little Rock	6 7							286 H	Jackson St.	10 7
129 H	Little Rock	0 17									

Non-Div. I Games:

La.-Monroe

129 H Little Rock	4	1
92 A Troy	4	3

L
a
.
-
M
o
n
r
o
e

L
a
.
-
M
o
n
r
o
e

Average RPI Win: 192		WON-LOST	WINNING	LAST 15	STRENGTH OF		OPP. STRENGTH	TEAM	ADJ	CONF.	ADJ CONF.
Average RPI Loss: 100		RECORD	PCT. RANK	GAMES	SCHEDULE		OF SCHEDULE	RPI	RPI	RPI	RPI
DIV. I ONLY		29-29-0	.5	147	105		137	150	.50149	150	15
DIV. I NON-CONF.		16-17-0	.48485	155	101		119	165	.48899	165	17
TOTALS		RPI 1-25	RPI 26-50		W-L RECORDS		RPI 51-100		RPI 101-150		RPI 150+
29-29-0		0-6-0	0-3-0		OVERALL		4-6-0		3-4-0		22-10-0
18-15-0		0-0-0	0-3-0		HOME		1-3-0		1-2-0		16-7-0
7-14-0		0-6-0	0-0-0		AWAY		1-3-0		1-2-0		5-3-0
4-0-0		0-0-0	0-0-0		NEUTRAL		2-0-0		1-0-0		1-0-0
16-17-0		0-6-0	0-3-0		NON-CONFERENCE		1-1-0		1-2-0		14-5-0
14-10-0		0-0-0	0-3-0		HOME		0-1-0		1-2-0		13-4-0
2-7-0		0-6-0	0-0-0		AWAY		1-0-0		0-0-0		1-1-0
0-0-0		0-0-0	0-0-0		NEUTRAL		0-0-0		0-0-0		0-0-0
13-12-0		0-0-0	0-0-0		CONFERENCE		3-5-0		2-2-0		8-5-0
4-5-0		0-0-0	0-0-0		HOME		1-2-0		0-0-0		3-3-0
5-7-0		0-0-0	0-0-0		AWAY		0-3-0		1-2-0		4-2-0
4-0-0		0-0-0	0-0-0		NEUTRAL		2-0-0		1-0-0		1-0-0
RPI S	Opponent	Score	RPI S	Opponent	Score	RPI S	Opponent	Score	RPI S	Opponent	Score
3 A	Miami (FL)	2 4	40 H	Creighton	1 5	55 H	Illinois	1 4	105 A	FGCU	2 4
12 A	Florida St.	5 8	40 H	Creighton	5 7	61 A	North Florida	0 5	105 A	FGCU	5 3
12 A	Florida St.	6 8	40 H	Creighton	1 4	61 A	North Florida	3 5	105 A	FGCU	6 11
13 A	Coastal Caro.	2 12				61 A	North Florida	2 6	105 N	FGCU	5 4
13 A	Coastal Caro.	2 11				61 N	North Florida	7 6	148 H	Delaware	10 12
13 A	Coastal Caro.	5 17				82 H	Jacksonville	3 8	148 H	Delaware	1 6
						82 H	Jacksonville	1 2	148 H	Delaware	5 2
						82 H	Jacksonville	4 3	159 A	Kennesaw St.	6 2
						82 N	Jacksonville	9 7	159 A	Kennesaw St.	2 9
						94 A	FIU	8 5	159 A	Kennesaw St.	1 10
									159 N	Kennesaw St.	13 7
									163 A	Bethune-Cookman	11 2
									163 H	Bethune-Cookman	2 6
									166 H	South Fla.	5 1
									166 H	South Fla.	2 3
									170 H	Winthrop	4 6
									170 H	Winthrop	5 4
									170 H	Winthrop	2 1
									180 A	Monmouth	4 7
									194 H	Lipscomb	3 4
									194 H	Lipscomb	1 6
									194 H	Lipscomb	1 9
									220 H	Central Mich.	4 3
									221 H	Dartmouth	1 2
									223 H	USC Upstate	9 2
									223 H	USC Upstate	9 5
									223 H	USC Upstate	9 3
			LAST 15 GAMES								
			105 N FGCU			5 4			159 A Kennesaw St.		
			61 N North Florida			7 6			159 A Kennesaw St.		
			82 N Jacksonville			9 7			159 A Kennesaw St.		
			159 N Kennesaw St.			13 7					
			194 H Lipscomb			1 6					

Non-Div. I Games:

Stetson

194 H Lipscomb	1	9
194 H Lipscomb	3	4

RPI	S	Opponent	Score	
240	H	Villanova	5	1
241	H	Maine	5	1
241	H	Maine	7	6
241	H	Maine	6	4
243	H	Siena	5	3
243	H	Siena	13	6
260	H	The Citadel	11	5
260	H	The Citadel	7	0
260	H	The Citadel	3	1
263	A	NJIT	16	6
263	A	NJIT	11	3
263	A	NJIT	3	1

Stetson

S
t
e
t
s
o
n

S
t
e
t
s
o
n

Average RPI Win: 162		WON-LOST	WINNING	LAST 15	STRENGTH OF		OPP. STRENGTH	TEAM	ADJ		CONF.	ADJ CONF.
Average RPI Loss: 96		RECORD	PCT. RANK	GAMES	SCHEDULE		OF SCHEDULE	RPI	RPI		RPI	RPI
DIV. I ONLY		31-28-0	.52542	128	9-6-0		177	52	151		.50114	151
DIV. I NON-CONF.		14-12-0	.53846	123	2-0-0		253	30	172		.48542	172
TOTALS		RPI 1-25	RPI 26-50		W-L RECORDS		RPI 51-100		RPI 101-150		RPI 150+	
31-28-0		1-6-0	0-4-0		OVERALL		8-6-0		7-8-0		15-4-0	
18-14-0		0-1-0	0-3-0		HOME		2-4-0		3-4-0		13-2-0	
11-11-0		1-4-0	0-1-0		AWAY		5-1-0		3-3-0		2-2-0	
2-3-0		0-1-0	0-0-0		NEUTRAL		1-1-0		1-1-0		0-0-0	
14-12-0		0-3-0	0-1-0		NON-CONFERENCE		1-3-0		3-2-0		10-3-0	
9-5-0		0-1-0	0-0-0		HOME		1-2-0		0-1-0		8-1-0	
4-6-0		0-2-0	0-0-		AWAY		0-0-0		2-1-0		2-2-0	
1-1-0		0-0-0	0-0-0		NEUTRAL		0-1-0		1-0-0		0-0-0	
17-16-0		1-3-0	0-3-0		CONFERENCE		7-3-0		4-6-0		5-1-0	
9-9-0		0-0-0	0-3-0		HOME		1-2-0		3-3-0		5-1-0	
7-5-0		1-2-0	0-0-0		AWAY		5-1-0		1-2-0		0-0-0	
1-2-0		0-1-0	0-0-0		NEUTRAL		1-0-0		0-1-0		0-0-0	
RPI S	Opponent	Score	RPI S	Opponent	Score	RPI S	Opponent	Score	RPI S	Opponent	Score	
4 A	Texas A&M	1 14	41 A	Sam Houston St.	6 8	73 N	Michigan St.	2 3	112 A	Baylor	12 3	
15 A	UL Lafayette	1 5	48 H	South Ala.	2 3	78 A	Ga. Southern	4 3	115 A	Arkansas St.	12 3	
15 A	UL Lafayette	0 1	48 H	South Ala.	4 6	78 A	Ga. Southern	7 3	115 A	Arkansas St.	6 9	
15 A	UL Lafayette	2 1	48 H	South Ala.	3 7	78 A	Ga. Southern	4 3	115 A	Arkansas St.	1 6	
15 N	UL Lafayette	2 4				89 H	Nevada	6 17	115 N	Arkansas St.	3 4	
21 A	Rice	4 8				89 H	Nevada	3 6	129 H	Little Rock	6 7	
21 H	Rice	1 3				89 H	Nevada	3 2	129 H	Little Rock	7 8	
						92 H	Troy	8 12	129 H	Little Rock	2 10	
						92 H	Troy	3 5	133 A	Texas	3 2	
						92 H	Troy	4 1	133 A	Texas	2 6	
						92 N	Troy	11 6	133 H	Texas	4 10	
						98 A	UT Arlington	4 3	142 N	UCF	2 1	
						98 A	UT Arlington	4 9	149 H	La.-Monroe	3 2	
						98 A	UT Arlington	6 2	149 H	La.-Monroe	6 1	
									149 H	La.-Monroe	7 5	
									172 H	Washington St.	8 9	
									172 H	Washington St.	7 6	
									172 H	Washington St.	6 2	
									172 H	Washington St.	10 1	
									187 A	UTSA	6 0	
									187 A	UTSA	7 14	
									187 H	UTSA	13 10	
						115 A	Arkansas St.	12 3	228 H	Georgia St.	9 10	
						115 A	Arkansas St.	6 9	228 H	Georgia St.	10 1	
						115 A	Arkansas St.	1 6	228 H	Georgia St.	6 2	
									230 A	A&M-Corpus Christi	11 0	
									230 H	A&M-Corpus Christi	4 1	

Non-Div. I Games:

Texas St.

Texas St.

98	A	UT Arlington	4	3
133	A	Texas	3	2

Through Games Of May 28, 2016

RPI	S	Opponent	Score	
239	H	Appalachian St.	16	0
239	H	Appalachian St.	4	0
239	H	Appalachian St.	4	2
274	H	Incarnate Word	5	4
274	H	Incarnate Word	22	5
274	H	Incarnate Word	4	0
281	A	UTRGV	3	4

Texas St.

T
e
x
a
s
S
t
.

T
e
x
a
s
S
t
.

Average RPI Win:		131	WON-LOST RECORD		WINNING PCT. RANK	LAST 15 GAMES	STRENGTH OF SCHEDULE		OPP. STRENGTH OF SCHEDULE	TEAM RPI	ADJ RPI	CONF. RPI	ADJ CONF. RPI				
Average RPI Loss:		124															
DIV. I ONLY			26-29-0		.47273	172	7-8-0		138	80	152	.49859	152	8	8		
DIV. I NON-CONF.			14-17-0		.45161	176	1-1-0		235	36	197	.47474	196	13	13		
TOTALS		RPI 1-25		RPI 26-50		W-L RECORDS		RPI 51-100		RPI 101-150		RPI 150+					
26-29-0		3-2-0		2-5-0		OVERALL		3-3-0		10-12-0		8-7-0					
15-13-0		0-0-0		2-2-0		HOME		2-1-0		8-9-0		3-1-0					
11-16-0		3-2-0		0-3-0		AWAY		1-2-0		2-2-0		5-6-0					
0-0-0		0-0-0		0-0-0		NEUTRAL		0-0-0		0-0-0		0-0-0					
14-17-0		1-1-0		2-2-0		NON-CONFERENCE		1-2-0		5-8-0		5-4-0					
7-9-0		0-0-0		2-2-0		HOME		0-0-0		4-7-0		1-0-0					
7-8-0		1-1-0		0-0-		AWAY		1-2-0		1-1-0		4-4-0					
0-0-0		0-0-0		0-0-0		NEUTRAL		0-0-0		0-0-0		0-0-0					
12-12-0		2-1-0		0-3-0		CONFERENCE		2-1-0		5-4-0		3-3-0					
8-4-0		0-0-0		0-0-0		HOME		2-1-0		4-2-0		2-1-0					
4-8-0		2-1-0		0-3-0		AWAY		0-0-0		1-2-0		1-2-0					
0-0-0		0-0-0		0-0-0		NEUTRAL		0-0-0		0-0-0		0-0-0					
RPI	S	Opponent		Score		RPI	S	Opponent		Score		RPI	S	Opponent		Score	
23	A	Arizona		3	4	43	A	Cal St. Fullerton		2	6	51	H	Long Beach St.		14	13
23	A	Arizona		6	5	43	A	Cal St. Fullerton		1	2	51	H	Long Beach St.		4	3
24	A	UC Santa Barbara		1	2	43	A	Cal St. Fullerton		2	9	51	H	Long Beach St.		7	10
24	A	UC Santa Barbara		6	0	50	H	Washington		4	17	97	A	Utah		8	9
24	A	UC Santa Barbara		3	1	50	H	Washington		6	5	97	A	Utah		0	4
						50	H	Washington		1	2	97	A	Utah		5	3
						50	H	Washington		8	5						
								LAST 15 GAMES									
						24	A	UC Santa Barbara		6	0	174	A	Hawaii		1	2
						24	A	UC Santa Barbara		1	2	174	A	Hawaii		4	5
						24	A	UC Santa Barbara		3	1	174	A	Hawaii		2	1
						124	H	Cal Poly		4	6						
						124	H	Cal Poly		11	5						
												147	H	New Mexico St.		2	4
												147	H	New Mexico St.		5	6
												147	H	New Mexico St.		8	2
												174	A	Hawaii		4	5
												174	A	Hawaii		2	1
												174	A	Hawaii		1	2
												188	A	San Diego St.		3	2
												188	H	San Diego St.		8	3

Non-Div. I Games:

UC Riverside

124	H	Cal Poly	6	4
188	H	San Diego St.	8	3

RPI	S	Opponent	Score	
224	H	UC Davis	12	13
224	H	UC Davis	8	5
224	H	UC Davis	5	3
231	A	Portland	5	8
231	A	Portland	4	1
231	A	Portland	6	10
231	A	Portland	3	4
255	A	CSU Bakersfield	2	8
255	A	CSU Bakersfield	7	3
255	A	CSU Bakersfield	8	4

UC Riverside

U
C
R
i
v
e
r
s
i
d
e

U
C
R
i
v
e
r
s
i
d
e

UAB

Average RPI Win: 121		WON-LOST RECORD		WINNING PCT. RANK		LAST 15 GAMES		STRENGTH OF SCHEDULE		OPP. STRENGTH OF SCHEDULE		TEAM RPI		ADJ RPI		CONF. RPI		ADJ CONF. RPI					
Average RPI Loss: 78																							
DIV. I ONLY		21-34-0		.38182		235		4-11-0		28		59		153		.49709		153					
DIV. I NON-CONF.		9-16-0		.36		225		1-3-0		35		122		183		.48049		183					
TOTALS		RPI 1-25		RPI 26-50		W-L RECORDS		RPI 51-100		RPI 101-150		RPI 150+											
21-34-0		3-5-0		3-8-0		OVERALL		3-11-0		2-7-0		10-3-0											
16-14-0		2-3-0		2-1-0		HOME		2-3-0		2-5-0		8-2-0											
5-20-0		1-2-0		1-7-0		AWAY		1-8-0		0-2-0		2-1-0											
0-0-0		0-0-0		0-0-0		NEUTRAL		0-0-0		0-0-0		0-0-0											
9-16-0		0-2-0		1-4-0		NON-CONFERENCE		2-3-0		1-5-0		5-2-0											
8-7-0		0-2-0		0-0-0		HOME		2-0-0		1-3-0		5-2-0											
1-9-0		0-0-0		1-0-		AWAY		0-3-0		0-2-0		0-0-0											
0-0-0		0-0-0		0-0-0		NEUTRAL		0-0-0		0-0-0		0-0-0											
12-18-0		3-3-0		2-4-0		CONFERENCE		1-8-0		1-2-0		5-1-0											
8-7-0		2-1-0		2-1-0		HOME		0-3-0		1-2-0		3-0-0											
4-11-0		1-2-0		0-3-0		AWAY		1-5-0		0-0-0		2-1-0											
0-0-0		0-0-0		0-0-0		NEUTRAL		0-0-0		0-0-0		0-0-0											
RPI	S	Opponent		Score		RPI	S	Opponent		Score		RPI	S	Opponent		Score		RPI	S	Opponent		Score	
5	H	Ole Miss		1	8	28	A	Fla. Atlantic		3	5	62	A	Alabama		6	7	115	H	Arkansas St.		5	14
5	H	Ole Miss		1	5	28	A	Fla. Atlantic		0	5	62	H	Alabama		8	0	115	H	Arkansas St.		5	0
19	H	Southern Miss.		8	7	28	A	Fla. Atlantic		3	7	63	A	Marshall		5	9	115	H	Arkansas St.		2	5
19	H	Southern Miss.		5	3	32	H	Louisiana Tech		10	8	63	A	Marshall		3	4	127	A	Samford		2	13
19	H	Southern Miss.		0	11	32	H	Louisiana Tech		7	0	63	A	Marshall		1	5	127	H	Samford		1	3
21	A	Rice		0	3	32	H	Louisiana Tech		4	5	79	A	Old Dominion		3	6	131	H	Western Ky.		5	6
21	A	Rice		3	7	40	A	Creighton		3	4	79	A	Old Dominion		6	3	131	H	Western Ky.		1	2
21	A	Rice		6	2	40	A	Creighton		1	3	79	A	Old Dominion		4	7	131	H	Western Ky.		2	0
						40	A	Creighton		1	2	83	A	Jacksonville St.		10	11	144	A	Auburn		1	4
						44	A	Ohio St.		6	3	92	A	Troy		1	2	154	A	Charlotte		4	6
						44	A	Ohio St.		3	12	92	H	Troy		7	0	154	A	Charlotte		11	8
												94	H	FIU		4	5	154	A	Charlotte		2	1
												94	H	FIU		0	11	159	H	Kennesaw St.		2	1
												94	H	FIU		4	11	159	H	Kennesaw St.		4	3
																		159	H	Kennesaw St.		6	10
																		164	H	Middle Tenn.		5	2
																		164	H	Middle Tenn.		10	1
																		164	H	Middle Tenn.		8	0
																		237	H	Ohio		15	6
																		237	H	Ohio		1	2
																		237	H	Ohio		7	2
																		297	H	Alabama A&M		12	2
LAST 15 GAMES																							
						154	A	Charlotte		11	8	127	H	Samford		1	3						
						154	A	Charlotte		4	6	63	A	Marshall		5	9						
						154	A	Charlotte		2	1	63	A	Marshall		3	4						
						144	A	Auburn		1	4												
						94	H	FIU		4	11												

Non-Div. I Games:

UAB

94 H FIU	0	11
94 H FIU	4	5

U
A
B

U
A
B

Average RPI Win:		125	WON-LOST RECORD		WINNING PCT. RANK		LAST 15 GAMES		STRENGTH OF SCHEDULE		OPP. STRENGTH OF SCHEDULE		TEAM RPI		ADJ RPI		CONF. RPI		ADJ CONF. RPI			
DIV. I ONLY			23-32-0		.41818 215		7-8-0		62		53		154		.49599 154		5		5			
DIV. I NON-CONF.			11-13-0		.45833 170		1-0-0		115		100		193		.47729 191		5		5			
TOTALS		RPI 1-25		RPI 26-50		W-L RECORDS		RPI 51-100		RPI 101-150		RPI 150+										
23-32-0		1-7-0		5-7-0		OVERALL		4-8-0		1-2-0		12-8-0										
14-20-0		0-4-0		2-1-0		HOME		4-8-0		1-2-0		7-5-0										
9-10-0		1-3-0		3-4-0		AWAY		0-0-0		0-0-0		5-3-0										
0-2-0		0-0-0		0-2-0		NEUTRAL		0-0-0		0-0-0		0-0-0										
11-13-0		0-2-0		2-2-0		NON-CONFERENCE		0-3-0		1-2-0		8-4-0										
9-10-0		0-1-0		2-1-0		HOME		0-3-0		1-2-0		6-3-0										
2-3-0		0-1-0		0-0-		AWAY		0-0-0		0-0-0		2-1-0										
0-0-0		0-0-0		0-0-0		NEUTRAL		0-0-0		0-0-0		0-0-0										
12-19-0		1-5-0		3-5-0		CONFERENCE		4-5-0		0-0-0		4-4-0										
5-10-0		0-3-0		0-0-0		HOME		4-5-0		0-0-0		1-2-0										
7-7-0		1-2-0		3-3-0		AWAY		0-0-0		0-0-0		3-2-0										
0-2-0		0-0-0		0-2-0		NEUTRAL		0-0-0		0-0-0		0-0-0										
RPI	S	Opponent		Score		RPI	S	Opponent		Score		RPI	S	Opponent		Score						
10	A	North Carolina St.		3	7	26	A	Wake Forest		5	6	63	H	Marshall		5	0	120	H	William & Mary	7	3
10	H	North Carolina St.		1	7	26	H	Wake Forest		7	6	63	H	Marshall		2	7	120	H	William & Mary	1	5
19	H	Southern Miss.		1	9	28	A	Fla. Atlantic		12	7	63	H	Marshall		5	10	120	H	William & Mary	0	11
19	H	Southern Miss.		6	9	28	A	Fla. Atlantic		7	6	65	H	Kent St.		3	4	153	H	UAB	6	4
19	H	Southern Miss.		6	16	28	A	Fla. Atlantic		8	17	65	H	Kent St.		3	11	153	H	UAB	8	11
21	A	Rice		1	0	28	N	Fla. Atlantic		5	7	65	H	Kent St.		6	11	153	H	UAB	1	2
21	A	Rice		1	5	32	A	Louisiana Tech		7	4	79	H	Old Dominion		6	8	155	A	Gardner-Webb	4	8
21	A	Rice		4	12	32	A	Louisiana Tech		2	3	79	H	Old Dominion		5	8	159	A	Kennesaw St.	12	8
						32	A	Louisiana Tech		2	5	79	H	Old Dominion		5	2	164	A	Middle Tenn.	8	4
						32	N	Louisiana Tech		3	13	94	H	FIU		5	8	164	A	Middle Tenn.	0	3
						36	H	Georgia		3	6	94	H	FIU		4	3	164	A	Middle Tenn.	11	12
						36	H	Georgia		10	5	94	H	FIU		6	2	170	A	Winthrop	7	1
																		183	H	Fairfield	6	2
																		183	H	Fairfield	8	7
																		183	H	Fairfield	2	3
																		187	A	UTSA	4	2
																		187	A	UTSA	22	4
																		204	H	Toledo	9	8
																		204	H	Toledo	2	3
																		204	H	Toledo	12	4
																		204	H	Toledo	8	0
																		260	H	The Citadel	15	4
																		287	H	N.C. A&T	7	9
				LAST 15 GAMES																		
						32	N	Louisiana Tech		3	13	79	H	Old Dominion		5	2					
						28	N	Fla. Atlantic		5	7	79	H	Old Dominion		5	8					
						153	H	UAB		8	11	79	H	Old Dominion		6	8					
						153	H	UAB		6	4											
						153	H	UAB		1	2											

Non-Div. I Games:

Charlotte

187 A UTSA	4	2
187 A UTSA	22	4

C
h
a
r
l
o
t
t
e

C
h
a
r
l
o
t
t
e

Average RPI Win:		225	WON-LOST RECORD		WINNING PCT. RANK		LAST 15 GAMES		STRENGTH OF SCHEDULE		OPP. STRENGTH OF SCHEDULE		TEAM RPI		ADJ RPI		CONF. RPI		ADJ CONF. RPI	
DIV. I ONLY			37-21-0		.63793 53		8-7-0		273		166		155		.49561 155		17		17	
DIV. I NON-CONF.			22-9-0		.70968 36		1-2-0		293		223		164		.4891 164		19		19	
TOTALS		RPI 1-25		RPI 26-50		W-L RECORDS		RPI 51-100		RPI 101-150		RPI 150+								
37-21-0		0-7-0		0-0-0		OVERALL		0-0-0		5-2-0		32-12-0								
29-6-0		0-0-0		0-0-0		HOME		0-0-0		4-1-0		25-5-0								
7-13-0		0-6-0		0-0-0		AWAY		0-0-0		1-1-0		6-6-0								
1-2-0		0-1-0		0-0-0		NEUTRAL		0-0-0		0-0-0		1-1-0								
22-9-0		0-3-0		0-0-0		NON-CONFERENCE		0-0-0		3-1-0		19-5-0								
20-3-0		0-0-0		0-0-0		HOME		0-0-0		2-0-0		18-3-0								
2-6-0		0-3-0		0-0-		AWAY		0-0-0		1-1-0		1-2-0								
0-0-0		0-0-0		0-0-0		NEUTRAL		0-0-0		0-0-0		0-0-0								
15-12-0		0-4-0		0-0-0		CONFERENCE		0-0-0		2-1-0		13-7-0								
9-3-0		0-0-0		0-0-0		HOME		0-0-0		2-1-0		7-2-0								
5-7-0		0-3-0		0-0-0		AWAY		0-0-0		0-0-0		5-4-0								
1-2-0		0-1-0		0-0-0		NEUTRAL		0-0-0		0-0-0		1-1-0								
RPI	S	Opponent		Score		RPI	S	Opponent		Score		RPI	S	Opponent		Score				
13	A	Coastal Caro.		6 10								104	H	High Point		2 5				
13	A	Coastal Caro.		4 10								104	H	High Point		9 0				
13	A	Coastal Caro.		4 16								104	H	High Point		3 1				
13	N	Coastal Caro.		3 4								117	A	Western Caro.		14 16				
17	A	North Carolina		5 11								117	H	Western Caro.		4 0				
25	A	Duke		1 4								130	A	Furman		2 1				
25	A	Duke		4 13								130	H	Furman		6 3				
												154	H	Charlotte		8 4				
												162	A	Campbell		4 10				
												162	A	Campbell		4 17				
												162	A	Campbell		5 0				
												170	H	Winthrop		5 3				
												170	H	Winthrop		5 3				
												170	H	Winthrop		4 7				
												178	H	James Madison		7 6				
												178	H	James Madison		5 4				
												178	H	James Madison		8 2				
												191	A	Wofford		9 13				
												191	H	Wofford		1 5				
												191	H	Wofford		5 3				
												202	A	Radford		0 1				
												202	A	Radford		10 4				
												202	A	Radford		4 6				
												202	N	Radford		4 8				
												209	N	Presbyterian		14 0				
												209	H	Presbyterian		0 3				
												209	H	Presbyterian		3 1				

Non-Div. I Games:

Gardner-Webb

170	H	Winthrop	5	3
285	A	UNC Asheville	6	1

RPI	S	Opponent	Score	
209	N	Presbyterian	5	3
223	A	USC Upstate	4	7
223	H	USC Upstate	0	3
238	H	Charleston So.	1	0
238	H	Charleston So.	5	2
238	H	Charleston So.	21	2
265	H	Lafayette	6	7
269	H	Rider	6	2
269	H	Rider	6	1
269	H	Rider	8	2
269	H	Rider	3	2
284	H	Iona	9	8
284	H	Iona	11	1
284	H	Iona	3	2
284	H	Iona	4	2
285	A	UNC Asheville	6	1
285	A	UNC Asheville	11	6
285	A	UNC Asheville	12	1
287	A	N.C. A&T	1	0
287	H	N.C. A&T	10	6
291	H	Delaware St.	9	0
291	H	Delaware St.	8	0
291	H	Delaware St.	7	6
291	H	Delaware St.	7	1

Gardner-Webb

Gardner-Webb

Gardner-Webb

Average RPI Win: 259		WON-LOST RECORD		WINNING PCT. RANK		LAST 15 GAMES		STRENGTH OF SCHEDULE		OPP. STRENGTH OF SCHEDULE		TEAM RPI		ADJ RPI		CONF. RPI		ADJ CONF. RPI	
DIV. I ONLY		38-15-0		.71698 14		14-1-0		292		285		156		.4956 156		32		32	
DIV. I NON-CONF.		10-15-0		.4 206		2-1-0		140		112		199		.47459 198		32		32	
TOTALS		RPI 1-25		RPI 26-50		W-L RECORDS		RPI 51-100		RPI 101-150		RPI 150+							
38-15-0		0-0-0		1-4-0		OVERALL		3-3-0		0-5-0		34-3-0							
18-5-0		0-0-0		1-0-0		HOME		1-1-0		0-2-0		16-2-0							
14-9-0		0-0-0		0-4-0		AWAY		2-2-0		0-3-0		12-0-0							
6-1-0		0-0-0		0-0-0		NEUTRAL		0-0-0		0-0-0		6-1-0							
10-15-0		0-0-0		1-4-0		NON-CONFERENCE		3-3-0		0-5-0		6-3-0							
7-5-0		0-0-0		1-0-0		HOME		1-1-0		0-2-0		5-2-0							
2-9-0		0-0-0		0-0-		AWAY		2-2-0		0-3-0		0-0-0							
1-1-0		0-0-0		0-0-0		NEUTRAL		0-0-0		0-0-0		1-1-0							
28-0-0		0-0-0		0-0-0		CONFERENCE		0-0-0		0-0-0		28-0-0							
11-0-0		0-0-0		0-0-0		HOME		0-0-0		0-0-0		11-0-0							
12-0-0		0-0-0		0-0-0		AWAY		0-0-0		0-0-0		12-0-0							
5-0-0		0-0-0		0-0-0		NEUTRAL		0-0-0		0-0-0		5-0-0							
RPI	S	Opponent		Score		RPI	S	Opponent		Score		RPI	S	Opponent		Score			
47	A	Northwestern St.		0	1	81	A	Tennessee		3	0	127	A	Samford		3	13		
47	A	Northwestern St.		2	4	83	A	Jacksonville St.		8	5	127	H	Samford		7	18		
47	A	Northwestern St.		4	8	83	A	Jacksonville St.		1	7	134	H	Florida A&M		8	14		
48	A	South Ala.		3	4	83	H	Jacksonville St.		4	1	144	A	Auburn		2	11		
48	H	South Ala.		12	7	92	A	Troy		0	8	144	A	Auburn		0	11		
						92	H	Troy		1	3	170	H	Winthrop		11	10		
												170	H	Winthrop		9	10		
												170	H	Winthrop		5	4		
												244	H	Northern Ky.		7	6		
												244	H	Northern Ky.		11	1		
												244	H	Northern Ky.		9	3		
												244	H	Northern Ky.		5	8		
												262	N	Bowling Green		4	7		
												262	N	Bowling Green		11	3		
												282	N	Texas Southern		7	5		
												286	A	Jackson St.		15	4		
												286	A	Jackson St.		7	4		
												286	A	Jackson St.		13	1		
												286	H	Jackson St.		7	2		
												286	H	Jackson St.		6	1		
												286	H	Jackson St.		4	3		
LAST 15 GAMES												292	A	Alcorn		16	1		
282	N	Texas Southern		7	5	92	H	Troy		1	3	292	A	Alcorn		10	4		
296	N	Southern U.		9	7	292	A	Alcorn		10	4	292	A	Alcorn		7	3		
292	N	Alcorn		16	3	292	A	Alcorn		16	1	292	H	Alcorn		8	1		
296	N	Southern U.		27	9							292	H	Alcorn		10	0		
297	H	Alabama A&M		9	4							292	H	Alcorn		10	0		

Non-Div. I Games:

Alabama St.

Alabama St.

Through Games Of May 28, 2016

297 H Alabama A&M	7	3
297 N Alabama A&M	14	2

RPI	S	Opponent	Score
292	N	Alcorn	16 3
296	N	Southern U.	27 9
296	N	Southern U.	9 7
297	A	Alabama A&M	7 3
297	A	Alabama A&M	16 4
297	A	Alabama A&M	17 2
297	H	Alabama A&M	9 4
297	H	Alabama A&M	7 3
297	N	Alabama A&M	14 2
300	A	Mississippi Val.	12 0
300	A	Mississippi Val.	28 1
300	A	Mississippi Val.	10 0
300	H	Mississippi Val.	11 3
300	H	Mississippi Val.	27 2
300	H	Mississippi Val.	3 0

Alabama St.

A
l
a
b
a
m
a
s
t
.

A
l
a
b
a
m
a
s
t
.

Longwood

Longwood

239	A	Appalachian St.	6	8
239	A	Appalachian St.	2	9

RPI	S	Opponent	Score	
248	H	Fairleigh Dickinson	5	3
250	H	Hofstra	6	5
250	H	Hofstra	2	0
250	H	Hofstra	4	3
257	A	VMI	5	2
257	H	VMI	10	9
258	H	Wagner	6	3
258	H	Wagner	4	6
258	H	Wagner	6	0
270	A	Norfolk St.	13	5
270	H	Norfolk St.	11	9
273	A	George Mason	6	13
278	A	N.C. Central	3	5
278	H	N.C. Central	4	7
285	H	UNC Asheville	7	4
285	H	UNC Asheville	2	1
285	H	UNC Asheville	6	3
288	H	Savannah St.	9	4
288	H	Savannah St.	7	6
288	H	Savannah St.	6	5

Average RPI Win:	220	WON-LOST RECORD	WINNING PCT. RANK	LAST 15 GAMES	STRENGTH OF SCHEDULE	OPP. STRENGTH OF SCHEDULE	TEAM RPI	ADJ RPI	CONF. RPI	ADJ CONF. RPI					
DIV. I ONLY		28-27-0	.50909	139	8-5-0	213	251	158	.49461	158	27	27			
DIV. I NON-CONF.		11-18-0	.37931	218	0-1-0	239	184	220	.4651	220	29	29			
<hr/>															
TOTALS	RPI 1-25	RPI 26-50		W-L RECORDS		RPI 51-100		RPI 101-150		RPI 150+					
28-27-0	0-0-0	0-0-0		OVERALL		1-4-0		5-9-0		22-14-0					
8-7-0	0-0-0	0-0-0		HOME		0-2-0		1-0-0		7-5-0					
16-16-0	0-0-0	0-0-0		AWAY		1-2-0		3-7-0		12-7-0					
4-4-0	0-0-0	0-0-0		NEUTRAL		0-0-0		1-2-0		3-2-0					
<hr/>															
11-18-0	0-0-0	0-0-0		NON-CONFERENCE		1-4-0		2-5-0		8-9-0					
3-4-0	0-0-0	0-0-0		HOME		0-2-0		1-0-0		2-2-0					
7-13-0	0-0-0	0-0-		AWAY		1-2-0		1-5-0		5-6-0					
1-1-0	0-0-0	0-0-0		NEUTRAL		0-0-0		0-0-0		1-1-0					
<hr/>															
17-9-0	0-0-0	0-0-0		CONFERENCE		0-0-0		3-4-0		14-5-0					
5-3-0	0-0-0	0-0-0		HOME		0-0-0		0-0-0		5-3-0					
9-3-0	0-0-0	0-0-0		AWAY		0-0-0		2-2-0		7-1-0					
3-3-0	0-0-0	0-0-0		NEUTRAL		0-0-0		1-2-0		2-1-0					
<hr/>															
RPI	S	Opponent	Score	RPI	S	Opponent	Score	RPI	S	Opponent	Score				
				51 A Long Beach St.				1	7	109 H Rhode Island				5	3
				51 A Long Beach St.				1	2	120 A William & Mary				5	8
				51 A Long Beach St.				3	2	120 A William & Mary				5	6
				59 H UConn				1	5	120 A William & Mary				11	12
				66 H Hartford				4	8	130 A Furman				4	7
								130 A Furman				2	5		
								130 A Furman				10	7		
								145 A Navy				0	9		
								145 A Navy				2	4		
								145 A Navy				3	1		
								145 A Navy				4	2		
								145 N Navy				1	2		
								145 N Navy				3	2		
								145 N Navy				0	1		
								166 A South Fla.				2	3		
								166 A South Fla.				3	4		
								166 A South Fla.				2	3		
								210 A Yale				4	2		
								210 A Yale				5	10		
								210 A Yale				8	1		
				218 H UMass Lowell				2	5						
				221 A Dartmouth				1	2						
				233 N Penn				5	3						
				233 N Penn				3	4						
				234 H Harvard				11	4						
				236 A Brown				1	2						
				236 A Brown				9	0						

Non-Div. I Games: Lesley 5 1 Lesley 5 0

Holy Cross

Holy Cross

245 N Lehigh	9	4
265 H Lafayette	6	5

Through Games Of May 28, 2016

RPI	S	Opponent	Score	
236	H	Brown	12	11
236	H	Brown	0	3
243	A	Siena	9	6
245	A	Lehigh	5	4
245	A	Lehigh	12	3
245	A	Lehigh	6	1
245	A	Lehigh	4	5
245	N	Lehigh	12	8
245	N	Lehigh	5	18
245	N	Lehigh	9	4
251	A	Massachusetts	6	3
254	H	Army West Point	6	2
254	H	Army West Point	6	3
254	H	Army West Point	0	3
254	H	Army West Point	1	6
261	A	Bucknell	5	3
261	A	Bucknell	3	0
261	A	Bucknell	10	6
261	A	Bucknell	12	10
265	H	Lafayette	2	4
265	H	Lafayette	2	0
265	H	Lafayette	10	9
265	H	Lafayette	6	5

Holy Cross

H
O
L
Y
C
r
o
s
s

H
O
L
Y
C
r
o
s
s

Average RPI Win:		164	WON-LOST RECORD		WINNING PCT. RANK		LAST 15 GAMES		STRENGTH OF SCHEDULE		OPP. STRENGTH OF SCHEDULE		TEAM RPI		ADJ RPI		CONF. RPI		ADJ CONF. RPI		
DIV. I ONLY			29-27-0		.51786 133		9-6-0		171		100		159		.49418 159		15		15		
DIV. I NON-CONF.			12-21-0		.36364 223		2-2-0		213		48		252		.44663 251		17		17		
TOTALS		RPI 1-25		RPI 26-50		W-L RECORDS		RPI 51-100		RPI 101-150		RPI 150+									
29-27-0		0-2-0		1-1-0		OVERALL		6-10-0		7-3-0		15-11-0									
18-16-0		0-1-0		0-1-0		HOME		4-6-0		3-1-0		11-7-0									
11-9-0		0-1-0		1-0-0		AWAY		2-4-0		4-0-0		4-4-0									
0-2-0		0-0-0		0-0-0		NEUTRAL		0-0-0		0-2-0		0-0-0									
12-21-0		0-2-0		1-1-0		NON-CONFERENCE		2-8-0		2-0-0		7-10-0									
9-13-0		0-1-0		0-1-0		HOME		2-5-0		1-0-0		6-6-0									
3-8-0		0-1-0		1-0-		AWAY		0-3-0		1-0-0		1-4-0									
0-0-0		0-0-0		0-0-0		NEUTRAL		0-0-0		0-0-0		0-0-0									
17-6-0		0-0-0		0-0-0		CONFERENCE		4-2-0		5-3-0		8-1-0									
9-3-0		0-0-0		0-0-0		HOME		2-1-0		2-1-0		5-1-0									
8-1-0		0-0-0		0-0-0		AWAY		2-1-0		3-0-0		3-0-0									
0-2-0		0-0-0		0-0-0		NEUTRAL		0-0-0		0-2-0		0-0-0									
RPI	S	Opponent		Score		RPI	S	Opponent		Score		RPI	S	Opponent		Score					
20	A	Georgia Tech		2	4	36	A	Georgia		4	2	61	H	North Florida		2	1				
20	H	Georgia Tech		2	13	36	H	Georgia		2	4	61	H	North Florida		2	9				
												61	H	North Florida		10	4				
												75	H	VCU		11	15				
												78	A	Ga. Southern		9	10				
												78	H	Ga. Southern		1	4				
												82	A	Jacksonville		6	7				
												82	A	Jacksonville		5	3				
												82	A	Jacksonville		13	8				
												83	A	Jacksonville St.		2	10				
												83	H	Jacksonville St.		11	9				
												83	H	Jacksonville St.		5	10				
												83	H	Jacksonville St.		3	2				
												87	A	Mercer		5	11				
												87	H	Mercer		6	9				
												87	H	Mercer		7	10				
						LAST 15 GAMES															
						105 N FGCU						0	6	150 H Stetson						2	6
						150 N Stetson						7	13	144 A Auburn						7	3
						105 A FGCU						8	7	228 H Georgia St.						3	2
						105 A FGCU						7	1								
						105 A FGCU						7	2								
														194 H Lipscomb						9	11
														194 H Lipscomb						4	0
														194 H Lipscomb						10	1
														223 A USC Upstate						14	9
														223 A USC Upstate						8	6
														223 A USC Upstate						6	5
														225 H Towson						6	7
														225 H Towson						11	8

Non-Div. I Games:

Kennesaw St.

Kennesaw St.

150 H Stetson	10	1
150 H Stetson	9	2

Through Games Of May 28, 2016

RPI	S	Opponent	Score	
225	H	Towson	5	6
228	A	Georgia St.	3	4
228	H	Georgia St.	3	2
229	H	Western Mich.	7	4
237	H	Ohio	8	7
263	H	NJIT	5	3
263	H	NJIT	8	2
263	H	NJIT	5	3
275	H	Purdue	5	2

Kennesaw St.

K
e
n
n
e
s
a
w
S
t
.

K
e
n
n
e
s
a
w
S
t
.

Average RPI Win:	212	WON-LOST	WINNING	LAST 15	STRENGTH OF	OPP. STRENGTH	TEAM	ADJ	CONF.	ADJ CONF.	
Average RPI Loss:	137	RECORD	PCT. RANK	GAMES	SCHEDULE	OF SCHEDULE	RPI	RPI	RPI	RPI	
DIV. I ONLY	27-27-0	.5	147	8-7-0	196	234	160	.49375	160	20	20
DIV. I NON-CONF.	11-16-0	.40741	205	1-0-0	234	260	221	.46505	221	18	18
<hr/>											
TOTALS	RPI 1-25	RPI 26-50		W-L RECORDS		RPI 51-100		RPI 101-150		RPI 150+	
27-27-0	0-0-0	0-6-0		OVERALL		3-2-0		0-7-0		24-12-0	
15-3-0	0-0-0	0-0-0		HOME		0-0-0		0-0-0		15-3-0	
8-20-0	0-0-0	0-6-0		AWAY		2-1-0		0-6-0		6-7-0	
4-4-0	0-0-0	0-0-0		NEUTRAL		1-1-0		0-1-0		3-2-0	
11-16-0	0-0-0	0-6-0		NON-CONFERENCE		0-0-0		0-3-0		11-7-0	
7-0-0	0-0-0	0-0-0		HOME		0-0-0		0-0-0		7-0-0	
3-14-0	0-0-0	0-0-		AWAY		0-0-0		0-3-0		3-5-0	
1-2-0	0-0-0	0-0-0		NEUTRAL		0-0-0		0-0-0		1-2-0	
16-11-0	0-0-0	0-0-0		CONFERENCE		3-2-0		0-4-0		13-5-0	
8-3-0	0-0-0	0-0-0		HOME		0-0-0		0-0-0		8-3-0	
5-6-0	0-0-0	0-0-0		AWAY		2-1-0		0-3-0		3-2-0	
3-2-0	0-0-0	0-0-0		NEUTRAL		1-1-0		0-1-0		2-0-0	
RPI	S	Opponent	Score	RPI	S	Opponent	Score	RPI	S	Opponent	Score
				29	A	Bryant	4 8	66	A	Hartford	9 0
				29	A	Bryant	5 14	66	A	Hartford	2 0
				29	A	Bryant	2 6	66	A	Hartford	5 9
				40	A	Creighton	0 4	66	N	Hartford	6 7
				40	A	Creighton	4 5	66	N	Hartford	3 2
				40	A	Creighton	0 4				
										107	A Binghamton
										5	11
										107	A Binghamton
										3	7
										107	A Binghamton
										0	2
										107	N Binghamton
										3	6
										112	A Baylor
										5	6
										112	A Baylor
										2	16
										112	A Baylor
										4	20
										161	H Sacred Heart
										4	2
										171	A UMBC
										1	2
										171	A UMBC
										15	10
										171	H UMBC
										3	2
										171	H UMBC
										4	1
										171	H UMBC
										3	6
										183	A Fairfield
										9	14
										191	A Wofford
										8	9
										201	A Fordham
										1	6
										208	A Elon
										4	1
										211	H Albany (NY)
										4	0
										211	H Albany (NY)
										0	1
										211	H Albany (NY)
										7	2
										211	N Albany (NY)
										10	4
										215	H Manhattan
										8	2
										218	H UMass Lowell
										5	0
										218	H UMass Lowell
										1	2
										218	H UMass Lowell
										5	3
										223	A USC Upstate
										6	8
										235	N Dayton
										11	6
<hr/>											
LAST 15 GAMES											
107 N Binghamton				3	6	211 H Albany (NY)				7	2
66 N Hartford				3	2	241 A Maine				9	0
211 N Albany (NY)				10	4	241 A Maine				8	1
66 N Hartford				6	7						
241 N Maine				1	0						

211 H Albany (NY)	0	1
211 H Albany (NY)	4	0

RPI	S	Opponent	Score	
239	N	Appalachian St.	0	4
240	H	Villanova	8	3
241	A	Maine	1	2
241	A	Maine	9	0
241	A	Maine	8	1
241	H	Maine	11	0
241	H	Maine	2	1
241	N	Maine	1	0
253	A	LIU Brooklyn	8	1
262	N	Bowling Green	4	5
279	A	NYIT	7	5
279	H	NYIT	5	1
284	A	Iona	0	7
284	H	Iona	11	2
284	H	Iona	15	4
295	H	Saint Peter's	7	3

S
t
o
n
y
B
r
o
o
k

S
t
o
n
y
B
r
o
o
k

Average RPI Win: 227		WON-LOST RECORD		WINNING PCT. RANK		LAST 15 GAMES		STRENGTH OF SCHEDULE		OPP. STRENGTH OF SCHEDULE		TEAM RPI		ADJ RPI		CONF. RPI		ADJ CONF. RPI	
DIV. I ONLY		30-28-0		.51724 136		6-9-0		231		267		161		.49369 161		26		26	
DIV. I NON-CONF.		11-13-0		.45833 170		2-0-0		223		216		142		.50129 142		26		26	
TOTALS		RPI 1-25		RPI 26-50		W-L RECORDS		RPI 51-100		RPI 101-150		RPI 150+							
30-28-0		0-3-0		1-4-0		OVERALL		1-0-0		1-3-0		27-18-0							
9-5-0		0-0-0		0-0-0		HOME		0-0-0		0-0-0		9-5-0							
16-21-0		0-3-0		1-3-0		AWAY		1-0-0		1-3-0		13-12-0							
5-2-0		0-0-0		0-1-0		NEUTRAL		0-0-0		0-0-0		5-1-0							
11-13-0		0-3-0		0-0-0		NON-CONFERENCE		1-0-0		1-3-0		9-7-0							
3-0-0		0-0-0		0-0-0		HOME		0-0-0		0-0-0		3-0-0							
8-13-0		0-3-0		0-0-0		AWAY		1-0-0		1-3-0		6-7-0							
0-0-0		0-0-0		0-0-0		NEUTRAL		0-0-0		0-0-0		0-0-0							
19-15-0		0-0-0		1-4-0		CONFERENCE		0-0-0		0-0-0		18-11-0							
6-5-0		0-0-0		0-0-0		HOME		0-0-0		0-0-0		6-5-0							
8-8-0		0-0-0		1-3-0		AWAY		0-0-0		0-0-0		7-5-0							
5-2-0		0-0-0		0-1-0		NEUTRAL		0-0-0		0-0-0		5-1-0							
RPI	S	Opponent		Score		RPI	S	Opponent		Score		RPI	S	Opponent		Score			
15	A	UL Lafayette		0	8	29	A	Bryant		3	7	66	A	Hartford		7	4		
15	A	UL Lafayette		0	4	29	A	Bryant		3	6	103	A	SFA		1	15		
15	A	UL Lafayette		3	9	29	A	Bryant		3	1	103	A	SFA		5	7		
						29	A	Bryant		0	3	139	A	Saint Joseph's		6	5		
						29	N	Bryant		1	5	160	A	Stony Brook		2	4		
												181	A	Nicholls St.		7	5		
												181	A	Nicholls St.		7	8		
												181	A	Nicholls St.		0	5		
												183	A	Fairfield		4	5		
												183	H	Fairfield		9	8		
												201	H	Fordham		2	1		
												203	H	Central Conn. St.		4	11		
												203	H	Central Conn. St.		7	4		
												203	H	Central Conn. St.		3	2		
												203	H	Central Conn. St.		5	4		
												210	A	Yale		9	0		
												210	H	Yale		7	0		
												240	A	Villanova		2	0		
												240	A	Villanova		2	3		
												248	A	Fairleigh Dickinson		6	5		
												248	A	Fairleigh Dickinson		5	7		
												248	A	Fairleigh Dickinson		3	0		
												248	A	Fairleigh Dickinson		8	7		
												248	H	Fairleigh Dickinson		9	6		
												248	H	Fairleigh Dickinson		4	5		
												248	H	Fairleigh Dickinson		2	0		
												248	N	Fairleigh Dickinson		8	11		
				LAST 15 GAMES															
				248	N	Fairleigh Dickinson		8	11	284	A	Iona		4	3				
				29	N	Bryant		1	5	258	A	Wagner		5	8				
				248	N	Fairleigh Dickinson		9	8	258	A	Wagner		4	6				
				253	H	LIU Brooklyn		11	4										
				253	H	LIU Brooklyn		2	12										

Non-Div. I Games:

Sacred Heart

253 H LIU Brooklyn	0	4
253 H LIU Brooklyn	3	8

RPI	S	Opponent	Score	
248	N	Fairleigh Dickinson	9	8
253	A	LIU Brooklyn	5	0
253	A	LIU Brooklyn	5	2
253	A	LIU Brooklyn	11	0
253	A	LIU Brooklyn	8	0
253	H	LIU Brooklyn	2	12
253	H	LIU Brooklyn	0	4
253	H	LIU Brooklyn	3	8
253	H	LIU Brooklyn	11	4
258	A	Wagner	2	7
258	A	Wagner	1	6
258	A	Wagner	4	6
258	A	Wagner	5	8
269	A	Rider	1	4
269	A	Rider	2	4
269	A	Rider	7	4
284	A	Iona	4	3
289	N	Mt. St. Mary's	8	1
289	N	Mt. St. Mary's	5	3
289	N	Mt. St. Mary's	7	1
289	N	Mt. St. Mary's	8	0
292	A	Alcorn	16	3

Sacred Heart

S
a
c
r
e
d
H
e
a
r
t

S
a
c
r
e
d
H
e
a
r
t

[illegible]

Non-Div. I Games:

Campbell

104	H	High Point	4	3
208	A	Elon	2	14

RPI	S	Opponent	Score	
209	H	Presbyterian	2	4
209	H	Presbyterian	7	5
238	A	Charleston So.	7	5
238	A	Charleston So.	5	4
238	A	Charleston So.	7	18
239	N	Appalachian St.	9	4
269	H	Rider	12	3
269	H	Rider	8	11
278	A	N.C. Central	15	11
287	H	N.C. A&T	10	8
287	H	N.C. A&T	14	1
287	H	N.C. A&T	15	3

C
a
m
p
b
e
l
l

C
a
m
p
b
e
l
l

Average RPI Win:	232	WON-LOST RECORD	WINNING PCT. RANK	LAST 15 GAMES	STRENGTH OF SCHEDULE	OPP. STRENGTH OF SCHEDULE	TEAM RPI	ADJ RPI	CONF. RPI	ADJ CONF. RPI	
DIV. I ONLY		29-25-0	.53704 118	12-3-0	205	220	163	.49261 163	31	31	
DIV. I NON-CONF.		8-18-0	.30769 254	1-2-0	36	25	200	.47432 199	31	31	
<hr/>											
TOTALS	RPI 1-25	RPI 26-50		W-L RECORDS	RPI 51-100		RPI 101-150		RPI 150+		
29-25-0	0-3-0	0-3-0		OVERALL	1-5-0		6-9-0		22-5-0		
17-9-0	0-0-0	0-0-0		HOME	1-3-0		4-4-0		12-2-0		
8-15-0	0-3-0	0-3-0		AWAY	0-2-0		1-4-0		7-3-0		
4-1-0	0-0-0	0-0-0		NEUTRAL	0-0-0		1-1-0		3-0-0		
8-18-0	0-3-0	0-3-0		NON-CONFERENCE	1-5-0		3-5-0		4-2-0		
7-7-0	0-0-0	0-0-0		HOME	1-3-0		2-3-0		4-1-0		
1-10-0	0-3-0	0-0-		AWAY	0-2-0		1-1-0		0-1-0		
0-1-0	0-0-0	0-0-0		NEUTRAL	0-0-0		0-1-0		0-0-0		
21-7-0	0-0-0	0-0-0		CONFERENCE	0-0-0		3-4-0		18-3-0		
10-2-0	0-0-0	0-0-0		HOME	0-0-0		2-1-0		8-1-0		
7-5-0	0-0-0	0-0-0		AWAY	0-0-0		0-3-0		7-2-0		
4-0-0	0-0-0	0-0-0		NEUTRAL	0-0-0		1-0-0		3-0-0		
<hr/>											
RPI S	Opponent	Score	RPI S	Opponent	Score	RPI S	Opponent	Score	RPI S	Opponent	Score
1 A	Florida	1 7	44 A	Ohio St.	2 6	61 A	North Florida	6 12	105 H	FGCU	6 9
3 A	Miami (FL)	7 14	44 A	Ohio St.	5 13	61 H	North Florida	1 13	105 H	FGCU	1 0
3 A	Miami (FL)	4 5	44 A	Ohio St.	2 11	61 H	North Florida	4 1	105 H	FGCU	5 15
						82 H	Jacksonville	3 4	134 A	Florida A&M	3 5
						94 A	FIU	3 4	134 A	Florida A&M	3 15
						94 H	FIU	8 21	134 A	Florida A&M	1 2
									134 H	Florida A&M	7 5
									134 H	Florida A&M	3 6
									134 H	Florida A&M	6 5
									134 N	Florida A&M	5 2
									142 A	UCF	7 12
									142 H	UCF	17 3
									143 N	Milwaukee	0 11
									150 A	Stetson	6 2
									150 H	Stetson	2 11
									166 A	South Fla.	2 6
									166 H	South Fla.	10 3
									198 H	Murray St.	3 2
									198 H	Murray St.	0 5
									198 H	Murray St.	6 0
									216 H	Quinnipiac	8 3
									270 N	Norfolk St.	1 0
									270 N	Norfolk St.	14 4
									278 A	N.C. Central	11 3
									278 A	N.C. Central	13 4
									278 A	N.C. Central	3 4
									278 H	N.C. Central	5 4

Non-Div. I Games:

Bethune-Cookman

288 A Savannah St.	6	10
288 A Savannah St.	5	1

RPI	S	Opponent	Score	
278	H	N.C. Central	2	1
278	H	N.C. Central	3	2
287	A	N.C. A&T	6	0
287	A	N.C. A&T	7	6
287	A	N.C. A&T	23	2
287	H	N.C. A&T	4	2
287	H	N.C. A&T	10	14
287	H	N.C. A&T	9	7
288	A	Savannah St.	5	1
288	A	Savannah St.	6	5
288	A	Savannah St.	6	10
288	H	Savannah St.	7	6
288	H	Savannah St.	3	0
288	H	Savannah St.	12	7
299	N	Coppin St.	10	0

Bethune-Cookman

B
e
t
h
u
n
e
-
C
o
o
k
m
a
n

B
e
t
h
u
n
e
-
C
o
o
k
m
a
n

Average RPI Win: 124		WON-LOST	WINNING	LAST 15	STRENGTH OF		OPP. STRENGTH	TEAM	ADJ	CONF.	ADJ CONF.
Average RPI Loss: 99		RECORD	PCT. RANK	GAMES	SCHEDULE		OF SCHEDULE	RPI	RPI	RPI	RPI
DIV. I ONLY		20-35-0	.36364	241	4-11-0		51	82	164	.49106	164
DIV. I NON-CONF.		15-11-0	.57692	101	3-0-0		43	175	65	.54174	65
TOTALS		RPI 1-25	RPI 26-50		W-L RECORDS		RPI 51-100		RPI 101-150		RPI 150+
20-35-0		2-6-0	3-6-0		OVERALL		3-7-0		2-4-0		10-12-0
11-16-0		2-2-0	1-2-0		HOME		1-4-0		2-1-0		5-7-0
8-19-0		0-4-0	2-4-0		AWAY		2-3-0		0-3-0		4-5-0
1-0-0		0-0-0	0-0-0		NEUTRAL		0-0-0		0-0-0		1-0-0
15-11-0		1-1-0	2-1-0		NON-CONFERENCE		2-2-0		2-1-0		8-6-0
7-6-0		1-0-0	0-0-0		HOME		1-1-0		2-1-0		3-4-0
7-5-0		0-1-0	2-0-		AWAY		1-1-0		0-0-0		4-2-0
1-0-0		0-0-0	0-0-0		NEUTRAL		0-0-0		0-0-0		1-0-0
5-24-0		1-5-0	1-5-0		CONFERENCE		1-5-0		0-3-0		2-6-0
4-10-0		1-2-0	1-2-0		HOME		0-3-0		0-0-0		2-3-0
1-14-0		0-3-0	0-3-0		AWAY		1-2-0		0-3-0		0-3-0
0-0-0		0-0-0	0-0-0		NEUTRAL		0-0-0		0-0-0		0-0-0
RPI S	Opponent	Score	RPI S	Opponent	Score	RPI S	Opponent	Score	RPI S	Opponent	Score
9 A	Vanderbilt	4 7	28 H	Fla. Atlantic	2 7	63 H	Marshall	9 25	101 H	Indiana	4 14
9 H	Vanderbilt	7 4	28 H	Fla. Atlantic	1 12	63 H	Marshall	5 6	101 H	Indiana	5 4
19 A	Southern Miss.	11 12	28 H	Fla. Atlantic	8 6	63 H	Marshall	1 11	101 H	Indiana	3 2
19 A	Southern Miss.	5 9	32 A	Louisiana Tech	4 8	79 A	Old Dominion	4 6	131 A	Western Ky.	1 3
19 A	Southern Miss.	4 6	32 A	Louisiana Tech	0 5	79 A	Old Dominion	2 6	131 A	Western Ky.	4 10
21 H	Rice	0 1	32 A	Louisiana Tech	1 2	79 A	Old Dominion	10 5	131 A	Western Ky.	1 2
21 H	Rice	3 0	48 A	South Ala.	5 4	81 A	Tennessee	2 9	153 A	UAB	1 10
21 H	Rice	2 6	48 A	South Ala.	2 3	81 H	Tennessee	2 4	153 A	UAB	0 8
			48 A	South Ala.	7 4	99 A	Austin Peay	17 3	153 A	UAB	2 5
						99 H	Austin Peay	6 5	154 H	Charlotte	3 0
									154 H	Charlotte	4 8
									154 H	Charlotte	12 11
									159 A	Kennesaw St.	8 6
									159 A	Kennesaw St.	0 7
									159 A	Kennesaw St.	9 3
									165 H	Miami (OH)	5 13
									187 H	UTSA	1 12
									187 H	UTSA	3 4
									190 A	Belmont	4 3
									190 H	Belmont	4 9
									192 A	Tennessee Tech	9 3
									192 H	Tennessee Tech	6 9
									194 A	Lipscomb	1 6
									194 H	Lipscomb	9 6
									206 H	Memphis	8 2
									206 N	Memphis	3 1
									229 H	Western Mich.	3 2
			LAST 15 GAMES								
			187 H	UTSA	3 4	32 A	Louisiana Tech	0 5			
			187 H	UTSA	1 12	32 A	Louisiana Tech	1 2			
			190 A	Belmont	4 3	32 A	Louisiana Tech	4 8			
			79 A	Old Dominion	2 6						
			79 A	Old Dominion	10 5						

Non-Div. I Games:

Middle Tenn.

Middle Tenn.

79	A	Old Dominion	4	6
99	A	Austin Peay	17	3

Through Games Of May 28, 2016

RPI	S	Opponent	Score
254	H	Army West Point	1 9

Middle Tenn.

M
i
d
d
l
e
T
e
n
n
.

M
i
d
d
l
e
T
e
n
n
.

Average RPI Win:	205	WON-LOST	WINNING	LAST 15	STRENGTH OF	OPP. STRENGTH	TEAM	ADJ	CONF.	ADJ CONF.	
Average RPI Loss:	161	RECORD	PCT. RANK	GAMES	SCHEDULE	OF SCHEDULE	RPI	RPI	RPI	RPI	
DIV. I ONLY		27-29-0	.48214 165	7-8-0	224	230	165	.49073 165	23	23	
DIV. I NON-CONF.		12-17-0	.41379 199	1-0-0	198	172	157	.49347 157	22	22	
<hr/>											
TOTALS	RPI 1-25	RPI 26-50		W-L RECORDS	RPI 51-100		RPI 101-150		RPI 150+		
27-29-0	0-0-0	0-1-0		OVERALL	3-7-0		0-2-0		24-19-0		
9-5-0	0-0-0	0-1-0		HOME	2-0-0		0-0-0		7-4-0		
17-22-0	0-0-0	0-0-0		AWAY	1-7-0		0-2-0		16-13-0		
1-2-0	0-0-0	0-0-0		NEUTRAL	0-0-0		0-0-0		1-2-0		
<hr/>											
12-17-0	0-0-0	0-1-0		NON-CONFERENCE	2-5-0		0-2-0		10-9-0		
4-1-0	0-0-0	0-1-0		HOME	2-0-0		0-0-0		2-0-0		
8-16-0	0-0-0	0-0-		AWAY	0-5-0		0-2-0		8-9-0		
0-0-0	0-0-0	0-0-0		NEUTRAL	0-0-0		0-0-0		0-0-0		
<hr/>											
15-12-0	0-0-0	0-0-0		CONFERENCE	1-2-0		0-0-0		14-10-0		
5-4-0	0-0-0	0-0-0		HOME	0-0-0		0-0-0		5-4-0		
9-6-0	0-0-0	0-0-0		AWAY	1-2-0		0-0-0		8-4-0		
1-2-0	0-0-0	0-0-0		NEUTRAL	0-0-0		0-0-0		1-2-0		
<hr/>											
RPI S	Opponent	Score	RPI S	Opponent	Score	RPI S	Opponent	Score	RPI S	Opponent	Score
			42 H	Wright St.	0 4	65 A	Kent St.	3 10	116 A	Morehead St.	3 17
						65 A	Kent St.	3 4	118 A	Cincinnati	2 7
						65 A	Kent St.	5 2	162 A	Campbell	5 4
						67 A	Kentucky	1 11	162 A	Campbell	0 7
						80 A	Pittsburgh	3 4	162 A	Campbell	3 5
						80 A	Pittsburgh	0 5	164 A	Middle Tenn.	13 5
						80 A	Pittsburgh	7 8	170 A	Winthrop	5 7
						88 A	Xavier	4 12	170 A	Winthrop	5 1
						88 H	Xavier	3 2	170 A	Winthrop	6 18
						88 H	Xavier	7 2	177 H	Ball St.	0 9
									177 H	Ball St.	4 2
									177 H	Ball St.	6 9
									190 A	Belmont	16 14
									192 A	Tennessee Tech	11 10
									192 A	Tennessee Tech	9 4
									192 A	Tennessee Tech	6 10
									194 A	Lipscomb	6 13
									195 A	Richmond	14 7
									195 A	Richmond	3 10
									212 A	Northern Ill.	7 0
									212 A	Northern Ill.	2 0
									212 A	Northern Ill.	1 6
			LAST 15 GAMES								
			220 N	Central Mich.	3 5	220 A	Central Mich.	1 3	220 A	Central Mich.	1 3
			229 N	Western Mich.	6 10	220 A	Central Mich.	3 4	220 A	Central Mich.	3 4
			220 N	Central Mich.	10 5	220 A	Central Mich.	7 3	220 A	Central Mich.	7 3
			237 A	Ohio	4 0				220 N	Central Mich.	3 5
			237 A	Ohio	2 6				220 N	Central Mich.	10 5

Non-Div. I Games:

Miami (OH)

237	A	Ohio	10	2
88	H	Xavier	7	2

RPI	S	Opponent	Score	
229	H	Western Mich.	3	5
229	H	Western Mich.	2	4
229	H	Western Mich.	11	6
229	N	Western Mich.	6	10
235	A	Dayton	8	11
235	H	Dayton	7	3
237	A	Ohio	4	0
237	A	Ohio	2	6
237	A	Ohio	10	2
244	A	Northern Ky.	1	5
246	A	Buffalo	3	0
246	A	Buffalo	7	6
246	A	Buffalo	6	0
256	H	Northwestern	5	4
262	H	Bowling Green	4	3
262	H	Bowling Green	7	5
262	H	Bowling Green	5	1
276	A	Butler	10	3

M
i
a
m
i
(
O
H
)

M
i
a
m
i
(
O
H
)

[illegible]

Non-Div. I Games:

South Fla.

South Fla.

59	H	UConn	2	11
35	A	East Carolina	6	5

Through Games Of May 28, 2016

RPI	S	Opponent	Score	
206	H	Memphis	3	4
206	H	Memphis	3	8
206	H	Memphis	7	5
206	N	Memphis	5	7
221	H	Dartmouth	4	0
221	H	Dartmouth	0	1
221	H	Dartmouth	4	0

South Fla.

S
o
u
t
h
F
l
a
.

S
o
u
t
h
F
l
a
.

Average RPI Win:	178	WON-LOST	WINNING	LAST 15	STRENGTH OF	OPP. STRENGTH	TEAM	ADJ	CONF.	ADJ CONF.		
Average RPI Loss:	144	RECORD	PCT. RANK	GAMES	SCHEDULE	OF SCHEDULE	RPI	RPI	RPI	RPI		
DIV. I ONLY		21-27-0	.4375	201	5-10-0	193	193	167	.4885	167	19	19
DIV. I NON-CONF.		10-12-0	.45455	174	2-2-0	232	162	152	.49691	152	14	14
<hr/>												
TOTALS	RPI 1-25	RPI 26-50		W-L RECORDS		RPI 51-100		RPI 101-150		RPI 150+		
21-27-0	0-0-0	2-4-0		OVERALL		2-3-0		4-10-0		13-10-0		
5-8-0	0-0-0	0-2-0		HOME		0-0-0		2-4-0		3-2-0		
15-18-0	0-0-0	2-2-0		AWAY		2-3-0		2-6-0		9-7-0		
1-1-0	0-0-0	0-0-0		NEUTRAL		0-0-0		0-0-0		1-1-0		
<hr/>												
10-12-0	0-0-0	1-0-0		NON-CONFERENCE		2-3-0		1-3-0		6-6-0		
1-2-0	0-0-0	0-0-0		HOME		0-0-0		0-0-0		1-2-0		
8-10-0	0-0-0	1-0-		AWAY		2-3-0		1-3-0		4-4-0		
1-0-0	0-0-0	0-0-0		NEUTRAL		0-0-0		0-0-0		1-0-0		
<hr/>												
11-15-0	0-0-0	1-4-0		CONFERENCE		0-0-0		3-7-0		7-4-0		
4-6-0	0-0-0	0-2-0		HOME		0-0-0		2-4-0		2-0-0		
7-8-0	0-0-0	1-2-0		AWAY		0-0-0		1-3-0		5-3-0		
0-1-0	0-0-0	0-0-0		NEUTRAL		0-0-0		0-0-0		0-1-0		
<hr/>												
RPI	S	Opponent	Score	RPI	S	Opponent	Score	RPI	S	Opponent	Score	
				37	A	Michigan	6 5	73	A	Michigan St.	3 1	
				42	A	Wright St.	2 5	91	A	Pepperdine	2 8	
				42	A	Wright St.	4 14	91	A	Pepperdine	7 3	
				42	A	Wright St.	3 0	91	A	Pepperdine	5 12	
				42	H	Wright St.	9 17	93	A	Fresno St.	10 11	
				42	H	Wright St.	1 17					

Non-Div. I Games: Rochester College 7 3 Olivet 17 0

Oakland

136	A	Valparaiso	2	3
136	A	Valparaiso	2	17

RPI	S	Opponent	Score	
231	A	Portland	14	4
235	A	Dayton	6	4
235	A	Dayton	0	3
244	A	Northern Ky.	6	1
244	A	Northern Ky.	12	4
244	A	Northern Ky.	6	3
244	H	Northern Ky.	5	3
244	H	Northern Ky.	4	3
259	A	Youngstown St.	2	7
259	A	Youngstown St.	9	1

Oakland

O
a
k
l
a
n
d

O
a
k
l
a
n
d

Average RPI Win:	189	WON-LOST	WINNING	LAST 15		STRENGTH OF	OPP. STRENGTH	TEAM	ADJ	CONF.	ADJ CONF.	
Average RPI Loss:	148	RECORD	PCT. RANK	GAMES		SCHEDULE	OF SCHEDULE	RPI	RPI	RPI	RPI	
DIV. I ONLY		28-26-0	.51852	131	7-8-0	181	180	168	.48845	168	24	24
DIV. I NON-CONF.		14-12-0	.53846	123	1-1-0	196	113	177	.48326	177	25	25
<hr/>												
TOTALS	RPI 1-25	RPI 26-50		W-L RECORDS		RPI 51-100		RPI 101-150		RPI 150+		
28-26-0	0-4-0	0-2-0		OVERALL		2-1-0		8-4-0		18-15-0		
18-11-0	0-1-0	0-1-0		HOME		1-0-0		4-0-0		13-9-0		
7-11-0	0-3-0	0-1-0		AWAY		0-0-0		2-1-0		5-6-0		
3-4-0	0-0-0	0-0-0		NEUTRAL		1-1-0		2-3-0		0-0-0		
<hr/>												
14-12-0	0-4-0	0-2-0		NON-CONFERENCE		0-1-0		4-0-0		10-5-0		
12-7-0	0-1-0	0-1-0		HOME		0-0-0		4-0-0		8-5-0		
2-4-0	0-3-0	0-0-		AWAY		0-0-0		0-0-0		2-0-0		
0-1-0	0-0-0	0-0-0		NEUTRAL		0-1-0		0-0-0		0-0-0		
<hr/>												
14-14-0	0-0-0	0-0-0		CONFERENCE		2-0-0		4-4-0		8-10-0		
6-4-0	0-0-0	0-0-0		HOME		1-0-0		0-0-0		5-4-0		
5-7-0	0-0-0	0-0-0		AWAY		0-0-0		2-1-0		3-6-0		
3-3-0	0-0-0	0-0-0		NEUTRAL		1-0-0		2-3-0		0-0-0		
<hr/>												
RPI S	Opponent	Score		RPI S	Opponent	Score		RPI S	Opponent	Score		
8 A	South Carolina	2	15	26 A	Wake Forest	4	7	71 N	Indiana St.	1	7	
17 A	North Carolina	2	10	26 H	Wake Forest	6	7	75 H	VCU	11	5	
25 A	Duke	2	9					75 N	VCU	7	3	
25 H	Duke	3	13									

Non-Div. I Games:

Davidson

75 H VCU	11	5
235 A Dayton	3	7

RPI	S	Opponent	Score	
207	H	George Washington	2	3
207	H	George Washington	7	4
235	A	Dayton	3	8
235	A	Dayton	3	7
235	A	Dayton	5	3
242	A	Saint Louis	2	12
242	A	Saint Louis	1	2
242	A	Saint Louis	1	0
246	H	Buffalo	5	0
251	H	Massachusetts	1	7
251	H	Massachusetts	5	4
251	H	Massachusetts	10	2
252	H	Marist	4	3
265	H	Lafayette	5	2
265	H	Lafayette	9	14
265	H	Lafayette	2	1
284	H	Iona	9	1
284	H	Iona	16	1

Davidson

D
a
v
i
d
s
o
n

D
a
v
i
d
s
o
n

Average RPI Win: 176		WON-LOST	WINNING	LAST 15	STRENGTH OF		OPP. STRENGTH	TEAM	ADJ	CONF.	ADJ CONF.
Average RPI Loss: 149		RECORD	PCT. RANK	GAMES	SCHEDULE		OF SCHEDULE	RPI	RPI	RPI	RPI
DIV. I ONLY		31-27-0	.53448	119	8-7-0		251	123	169	.48827	169
DIV. I NON-CONF.		17-14-0	.54839	117	1-1-0		263	121	171	.48552	171
TOTALS		RPI 1-25	RPI 26-50		W-L RECORDS		RPI 51-100		RPI 101-150		RPI 150+
31-27-0	0-0-0	2-3-0		OVERALL		4-5-0		4-4-0		21-15-0	
13-11-0	0-0-0	2-2-0		HOME		1-1-0		0-3-0		10-5-0	
14-12-0	0-0-0	0-0-0		AWAY		3-4-0		4-0-0		7-8-0	
4-4-0	0-0-0	0-1-0		NEUTRAL		0-0-0		0-1-0		4-2-0	
17-14-0	0-0-0	0-3-0		NON-CONFERENCE		3-3-0		1-0-0		13-8-0	
8-5-0	0-0-0	0-2-0		HOME		1-1-0		0-0-0		7-2-0	
7-7-0	0-0-0	0-0-		AWAY		2-2-0		1-0-0		4-5-0	
2-2-0	0-0-0	0-1-0		NEUTRAL		0-0-0		0-0-0		2-1-0	
14-13-0	0-0-0	2-0-0		CONFERENCE		1-2-0		3-4-0		8-7-0	
5-6-0	0-0-0	2-0-0		HOME		0-0-0		0-3-0		3-3-0	
7-5-0	0-0-0	0-0-0		AWAY		1-2-0		3-0-0		3-3-0	
2-2-0	0-0-0	0-0-0		NEUTRAL		0-0-0		0-1-0		2-1-0	
RPI S	Opponent	Score	RPI S	Opponent	Score	RPI S	Opponent	Score	RPI S	Opponent	Score
			27 H	UNCW	9 4	59 H	UConn	8 9	109 A	Rhode Island	6 2
			27 H	UNCW	3 0	64 A	Col. of Charleston	5 8	120 H	William & Mary	0 2
			29 H	Bryant	2 19	64 A	Col. of Charleston	3 2	120 H	William & Mary	0 3
			39 H	Boston College	6 7	64 A	Col. of Charleston	2 3	120 H	William & Mary	5 8
			39 N	Boston College	2 8	66 H	Hartford	4 3	120 N	William & Mary	1 5
						69 A	Oklahoma	5 3	148 A	Delaware	6 3
						69 A	Oklahoma	4 10	148 A	Delaware	6 1
						69 A	Oklahoma	3 2	148 A	Delaware	14 0
						69 A	Oklahoma	4 13	172 A	Washington St.	1 8
									172 A	Washington St.	1 4
									172 A	Washington St.	5 3
									172 A	Washington St.	2 7
									178 A	James Madison	6 7
									178 A	James Madison	4 6
									178 A	James Madison	20 5
									178 N	James Madison	2 3
									178 N	James Madison	19 9
									203 H	Central Conn. St.	7 6
									203 H	Central Conn. St.	8 4
									203 H	Central Conn. St.	2 1
									208 H	Elon	6 3
									208 H	Elon	0 2
									208 H	Elon	2 3
									208 N	Elon	3 0
									216 H	Quinnipiac	12 9
									217 A	Abilene Christian	0 1
									217 A	Abilene Christian	3 2
			LAST 15 GAMES								
			120 N	William & Mary	1 5	64 A	Col. of Charleston	2 3			
			178 N	James Madison	19 9	64 A	Col. of Charleston	5 8			
			208 N	Elon	3 0	64 A	Col. of Charleston	3 2			
			178 N	James Madison	2 3						
			225 H	Towson	4 7						

Non-Div. I Games:

Northeastern

225	H	Towson	3	2
225	H	Towson	4	0

RPI	S	Opponent	Score	
217	A	Abilene Christian	3	4
217	A	Abilene Christian	4	3
218	A	UMass Lowell	7	2
225	H	Towson	4	7
225	H	Towson	3	2
225	H	Towson	4	0
234	H	Harvard	3	2
246	H	Buffalo	8	4
246	H	Buffalo	3	6
246	H	Buffalo	1	0
249	N	Cornell	11	0
249	N	Cornell	6	0
249	N	Cornell	5	7
250	A	Hofstra	4	1
250	A	Hofstra	1	5
250	A	Hofstra	18	3
251	H	Massachusetts	2	3

Northeastern

N
o
r
t
h
e
a
s
t
e
r
n

N
o
r
t
h
e
a
s
t
e
r
n

Average RPI Win: 200		WON-LOST	WINNING	LAST 15	STRENGTH OF		OPP. STRENGTH	TEAM	ADJ	CONF.	ADJ CONF.
Average RPI Loss: 153		RECORD	PCT. RANK	GAMES	SCHEDULE		OF SCHEDULE	RPI	RPI	RPI	RPI
DIV. I ONLY		28-27-0	.50909	139	7-8-0		200	213	170	.48801	170
DIV. I NON-CONF.		16-13-0	.55172	115	3-0-0		173	244	140	.50275	140
TOTALS		RPI 1-25	RPI 26-50		W-L RECORDS		RPI 51-100		RPI 101-150		RPI 150+
28-27-0		0-3-0	0-0-0		OVERALL		0-0-0		7-6-0		21-18-0
17-10-0		0-0-0	0-0-0		HOME		0-0-0		5-1-0		12-9-0
11-15-0		0-3-0	0-0-0		AWAY		0-0-0		2-4-0		9-8-0
0-2-0		0-0-0	0-0-0		NEUTRAL		0-0-0		0-1-0		0-1-0
16-13-0		0-3-0	0-0-0		NON-CONFERENCE		0-0-0		3-3-0		13-7-0
9-6-0		0-0-0	0-0-0		HOME		0-0-0		2-1-0		7-5-0
7-7-0		0-3-0	0-0-		AWAY		0-0-0		1-2-0		6-2-0
0-0-0		0-0-0	0-0-0		NEUTRAL		0-0-0		0-0-0		0-0-0
12-14-0		0-0-0	0-0-0		CONFERENCE		0-0-0		4-3-0		8-11-0
8-4-0		0-0-0	0-0-0		HOME		0-0-0		3-0-0		5-4-0
4-8-0		0-0-0	0-0-0		AWAY		0-0-0		1-2-0		3-6-0
0-2-0		0-0-0	0-0-0		NEUTRAL		0-0-0		0-1-0		0-1-0
RPI S	Opponent	Score	RPI S	Opponent	Score	RPI S	Opponent	Score	RPI S	Opponent	Score
6 A	Clemson	3 4							104 A	High Point	2 4
8 A	South Carolina	4 16							104 A	High Point	2 7
17 A	North Carolina	6 11							104 A	High Point	6 2
									104 N	High Point	2 6
									109 H	Rhode Island	7 11
									109 H	Rhode Island	8 7
									109 H	Rhode Island	8 4
									113 H	Liberty	11 5
									113 H	Liberty	6 5
									113 H	Liberty	7 5
									150 A	Stetson	6 4
									150 A	Stetson	1 2
									150 A	Stetson	4 5
									154 H	Charlotte	1 7
									155 A	Gardner-Webb	3 5
									155 A	Gardner-Webb	3 5
									155 A	Gardner-Webb	7 4
									156 A	Alabama St.	10 11
									156 A	Alabama St.	10 9
									156 A	Alabama St.	4 5
									157 H	Longwood	3 12
									157 H	Longwood	4 2
									157 H	Longwood	1 6
									157 N	Longwood	6 8
									165 H	Miami (OH)	1 5
									165 H	Miami (OH)	18 6
									165 H	Miami (OH)	7 5
LAST 15 GAMES			LAST 15 GAMES			LAST 15 GAMES			LAST 15 GAMES		
			104 N	High Point	2 6	157 H	Longwood	1 6			
			157 N	Longwood	6 8	260 A	The Citadel	7 1			
			155 A	Gardner-Webb	7 4	238 H	Charleston So.	1 0			
			155 A	Gardner-Webb	3 5						
			155 A	Gardner-Webb	3 5						

Non-Div. I Games:

Winthrop

157 H Longwood	4	2
157 H Longwood	3	12

RPI	S	Opponent	Score	
168	A	Davidson	15	6
168	H	Davidson	10	12
191	A	Wofford	4	3
191	H	Wofford	2	9
202	H	Radford	8	15
202	H	Radford	3	2
202	H	Radford	3	1
209	A	Presbyterian	3	9
209	A	Presbyterian	1	2
209	A	Presbyterian	3	4
238	H	Charleston So.	1	0
238	H	Charleston So.	5	17
238	H	Charleston So.	11	1
247	A	ETSU	2	1
247	H	ETSU	5	7
260	A	The Citadel	7	1
277	H	La Salle	11	2
277	H	La Salle	9	0
277	H	La Salle	7	3
277	H	La Salle	9	5
285	A	UNC Asheville	5	2
285	A	UNC Asheville	9	2
285	A	UNC Asheville	7	10
287	A	N.C. A&T	15	4
287	H	N.C. A&T	7	0

Winthrop

W
i
n
t
h
r
o
p

W
i
n
t
h
r
o
p

Average RPI Win: 204		WON-LOST RECORD		WINNING PCT. RANK		LAST 15 GAMES		STRENGTH OF SCHEDULE		OPP. STRENGTH OF SCHEDULE		TEAM RPI		ADJ RPI		CONF. RPI		ADJ CONF. RPI	
DIV. I ONLY		28-23-0		.54902 107		10-5-0		259		209		171		.48723 171		20		20	
DIV. I NON-CONF.		15-11-0		.57692 101		4-0-0		270		241		162		.48991 162		18		18	
TOTALS		RPI 1-25		RPI 26-50		W-L RECORDS		RPI 51-100		RPI 101-150		RPI 150+							
28-23-0		0-3-0		0-1-0		OVERALL		2-1-0		3-2-0		23-16-0							
16-5-0		0-0-0		0-0-0		HOME		2-1-0		2-2-0		12-2-0							
11-14-0		0-3-0		0-1-0		AWAY		0-0-0		1-0-0		10-10-0							
1-4-0		0-0-0		0-0-0		NEUTRAL		0-0-0		0-0-0		1-4-0							
15-11-0		0-3-0		0-1-0		NON-CONFERENCE		0-0-0		2-0-0		13-7-0							
9-1-0		0-0-0		0-0-0		HOME		0-0-0		1-0-0		8-1-0							
5-8-0		0-3-0		0-0-		AWAY		0-0-0		1-0-0		4-4-0							
1-2-0		0-0-0		0-0-0		NEUTRAL		0-0-0		0-0-0		1-2-0							
13-12-0		0-0-0		0-0-0		CONFERENCE		2-1-0		1-2-0		10-9-0							
7-4-0		0-0-0		0-0-0		HOME		2-1-0		1-2-0		4-1-0							
6-6-0		0-0-0		0-0-0		AWAY		0-0-0		0-0-0		6-6-0							
0-2-0		0-0-0		0-0-0		NEUTRAL		0-0-0		0-0-0		0-2-0							
RPI S	Opponent		Score		RPI S	Opponent		Score		RPI S	Opponent		Score		RPI S	Opponent		Score	
20 A	Georgia Tech		1	4	26 A	Wake Forest		8	10	66 H	Hartford		4	6	107 H	Binghamton		5	4
20 A	Georgia Tech		1	6						66 H	Hartford		13	4	107 H	Binghamton		4	6
20 A	Georgia Tech		2	9						66 H	Hartford		7	6	107 H	Binghamton		5	7
															145 A	Navy		6	4
															145 H	Navy		5	4
															160 A	Stony Brook		1	4
															160 A	Stony Brook		6	3
															160 A	Stony Brook		2	3
															160 H	Stony Brook		2	1
															160 H	Stony Brook		10	15
															178 A	James Madison		13	11
															178 A	James Madison		7	12
															178 A	James Madison		5	13
															178 H	James Madison		14	0
															181 A	Georgetown		0	1
															181 H	Georgetown		9	4
															181 N	Georgetown		5	6
															195 A	Richmond		10	5
															207 A	George Washington		10	8
															207 H	George Washington		8	12
															211 A	Albany (NY)		4	10
															211 A	Albany (NY)		5	1
															211 A	Albany (NY)		1	6
															211 N	Albany (NY)		5	8
															218 A	UMass Lowell		7	3
															218 A	UMass Lowell		7	6
															218 A	UMass Lowell		2	1
LAST 15 GAMES																			
					211 N	Albany (NY)		5	8	181 H	Georgetown		9	4	211 A	Albany (NY)		1	6
					241 N	Maine		1	11	218 A	UMass Lowell		7	6	211 N	Albany (NY)		5	8
					66 H	Hartford		13	4	218 A	UMass Lowell		7	3	218 A	UMass Lowell		7	3
					66 H	Hartford		7	6						218 A	UMass Lowell		7	6
					66 H	Hartford		4	6						218 A	UMass Lowell		2	1

Non-Div. I Games:

UMBC

178	H	James Madison	14	0
291	H	Delaware St.	3	2

RPI	S	Opponent	Score	
218	H	UMass Lowell	1	0
218	H	UMass Lowell	10	5
218	H	UMass Lowell	4	3
225	A	Towson	4	3
225	H	Towson	12	3
241	A	Maine	3	6
241	A	Maine	3	1
241	A	Maine	5	7
241	N	Maine	1	11
257	N	VMI	5	4
257	N	VMI	3	9
289	A	Mt. St. Mary's	3	5
289	H	Mt. St. Mary's	9	3
289	H	Mt. St. Mary's	3	1
291	H	Delaware St.	3	2
299	H	Coppin St.	12	3
299	H	Coppin St.	9	7

U
M
B
C

U
M
B
C

Average RPI Win:		108	WON-LOST RECORD		WINNING PCT. RANK		LAST 15 GAMES		STRENGTH OF SCHEDULE		OPP. STRENGTH OF SCHEDULE		TEAM RPI		ADJ RPI		CONF. RPI		ADJ CONF. RPI				
DIV. I ONLY			19-34-0		.35849	246	5-10-0		40		112		173		.48701		172	4		4			
DIV. I NON-CONF.			8-16-0		.33333	239	1-5-0		64		262		229		.45984		229	3		3			
TOTALS		RPI 1-25		RPI 26-50				W-L RECORDS				RPI 51-100				RPI 101-150				RPI 150+			
19-34-0		1-2-0		5-7-0				OVERALL				6-15-0				1-4-0				6-6-0			
11-17-0		0-0-0		3-5-0				HOME				4-8-0				1-3-0				3-1-0			
6-16-0		1-2-0		2-2-0				AWAY				2-7-0				0-1-0				1-4-0			
2-1-0		0-0-0		0-0-0				NEUTRAL				0-0-0				0-0-0				2-1-0			
8-16-0		0-0-0		0-3-0				NON-CONFERENCE				1-3-0				1-4-0				6-6-0			
5-9-0		0-0-0		0-2-0				HOME				1-3-0				1-3-0				3-1-0			
1-6-0		0-0-0		0-0-				AWAY				0-0-0				0-1-0				1-4-0			
2-1-0		0-0-0		0-0-0				NEUTRAL				0-0-0				0-0-0				2-1-0			
11-18-0		1-2-0		5-4-0				CONFERENCE				5-12-0				0-0-0				0-0-0			
6-8-0		0-0-0		3-3-0				HOME				3-5-0				0-0-0				0-0-0			
5-10-0		1-2-0		2-1-0				AWAY				2-7-0				0-0-0				0-0-0			
0-0-0		0-0-0		0-0-0				NEUTRAL				0-0-0				0-0-0				0-0-0			
RPI	S	Opponent		Score		RPI	S	Opponent		Score		RPI	S	Opponent		Score		RPI	S	Opponent		Score	
23	A	Arizona		0	8	31	A	Gonzaga		0	8	70	H	California		4	1	108	A	Seattle		4	7
23	A	Arizona		3	7	31	H	Gonzaga		4	7	70	H	California		0	7	132	H	Utah Valley		0	8
23	A	Arizona		6	2	31	H	Gonzaga		2	5	74	A	Stanford		0	5	132	H	Utah Valley		10	1
						38	H	Arizona St.		9	3	74	A	Stanford		5	2	132	H	Utah Valley		9	10
						38	H	Arizona St.		3	18	74	A	Stanford		1	6	132	H	Utah Valley		6	10
						38	H	Arizona St.		1	10	85	A	Oregon		0	8	151	A	Texas St.		9	8
						49	H	Oregon St.		8	3	85	A	Oregon		7	11	151	A	Texas St.		6	7
						49	H	Oregon St.		3	12	85	A	Oregon		4	0	151	A	Texas St.		2	6
						49	H	Oregon St.		7	5	90	H	Southern California		2	4	151	A	Texas St.		1	10
						50	A	Washington		7	2	90	H	Southern California		2	6	169	H	Northeastern		3	5
						50	A	Washington		4	6	90	H	Southern California		9	2	169	H	Northeastern		4	1
						50	A	Washington		9	3	96	H	McNeese St.		2	6	169	H	Northeastern		7	2
												96	H	McNeese St.		2	10	169	H	Northeastern		8	1
												96	H	McNeese St.		12	9	193	N	Houston Baptist		3	2
												96	H	McNeese St.		2	8	193	N	Houston Baptist		5	9
												97	H	Utah		5	11	281	A	UTRGV		1	3
												97	H	Utah		4	3	298	N	Prairie View		14	3
												97	H	Utah		2	3						
												100	A	UCLA		2	5						
												100	A	UCLA		5	6						
						LAST 15 GAMES																	
						70	H	California		0	7												
						70	H	California		4	1												
						96	H	McNeese St.		12	9												
						96	H	McNeese St.		2	8												
						96	H	McNeese St.		2	6												

Non-Div. I Games:

Washington St.

				RPI	S	Opponent	Score			
96	H	McNeese St.	2	10		100	A	UCLA	2	11
31	H	Gonzaga	2	5						
50	A	Washington	4	6						
50	A	Washington	7	2						
50	A	Washington	9	3						

W
a
s
h
i
n
g
t
o
n
s
t
.

W
a
s
h
i
n
g
t
o
n
s
t
.

Average RPI Win:		202	WON-LOST		WINNING		LAST 15		STRENGTH OF		OPP. STRENGTH		TEAM	ADJ		CONF.	ADJ CONF.
Average RPI Loss:		134	RECORD		PCT. RANK		GAMES		SCHEDULE		OF SCHEDULE		RPI	RPI		RPI	RPI
DIV. I ONLY			29-28-0		.50877 143		5-10-0		211		188		174	.48626 173		28	28
DIV. I NON-CONF.			12-15-0		.44444 181		0-3-0		90		31		127	.50673 127		27	27
TOTALS		RPI 1-25		RPI 26-50		W-L RECORDS		RPI 51-100		RPI 101-150		RPI 150+					
29-28-0		1-5-0		1-2-0		OVERALL		3-1-0		6-12-0		18-8-0					
17-10-0		0-0-0		0-2-0		HOME		2-0-0		4-6-0		11-2-0					
10-16-0		1-5-0		1-0-0		AWAY		1-1-0		2-4-0		5-6-0					
2-2-0		0-0-0		0-0-0		NEUTRAL		0-0-0		0-2-0		2-0-0					
12-15-0		1-5-0		1-2-0		NON-CONFERENCE		3-1-0		4-3-0		3-4-0					
6-6-0		0-0-0		0-2-0		HOME		2-0-0		2-2-0		2-2-0					
5-9-0		1-5-0		1-0-		AWAY		1-1-0		2-1-0		0-2-0					
1-0-0		0-0-0		0-0-0		NEUTRAL		0-0-0		0-0-0		1-0-0					
17-13-0		0-0-0		0-0-0		CONFERENCE		0-0-0		2-9-0		15-4-0					
11-4-0		0-0-0		0-0-0		HOME		0-0-0		2-4-0		9-0-0					
5-7-0		0-0-0		0-0-0		AWAY		0-0-0		0-3-0		5-4-0					
1-2-0		0-0-0		0-0-0		NEUTRAL		0-0-0		0-2-0		1-0-0					
RPI	S	Opponent		Score		RPI	S	Opponent		Score		RPI	S	Opponent		Score	
7	A	LSU		0	6	46	H	New Mexico		0	1	89	A	Nevada		7	2
7	A	LSU		5	4	46	H	New Mexico		3	12	89	H	Nevada		5	2
7	A	LSU		1	11	47	A	Northwestern St.		4	2	93	A	Fresno St.		5	7
23	A	Arizona		1	3							93	H	Fresno St.		5	4
23	A	Arizona		1	23									Seattle		3	6
23	A	Arizona		4	8									Seattle		4	5
														Cal Poly		3	2
														Cal Poly		4	6
														Cal Poly		0	4
														Utah Valley		2	3
														Utah Valley		0	5
														Utah Valley		8	0
														San Francisco		6	5
														Auburn		7	6
														Auburn		5	10
														Auburn		6	5
														New Mexico St.		6	13
														New Mexico St.		2	6
														New Mexico St.		4	14
														New Mexico St.		4	5
														Grand Canyon		4	1
														Grand Canyon		3	4
														Grand Canyon		8	3
														UC Davis		2	8
														UC Davis		1	7
														Pacific		3	6
														Pacific		6	9
														South Dakota St.		11	3
														South Dakota St.		10	7

Non-Div. I Games: William Jessup 6 1

Sacramento St.

Sacramento St.

108	H	Seattle	6	3
226	H	Pacific	6	9

Through Games Of May 28, 2016

RPI	S	Opponent	Score	
227	N	South Dakota St.	4	0
255	A	CSU Bakersfield	3	4
255	A	CSU Bakersfield	2	4
255	A	CSU Bakersfield	6	3
268	H	Northern Colo.	6	3
268	H	Northern Colo.	5	1
268	H	Northern Colo.	8	5
268	N	Northern Colo.	8	7
281	A	UTRGV	12	3
281	A	UTRGV	2	3
281	A	UTRGV	5	3
290	H	North Dakota	1	0
290	H	North Dakota	4	3
290	H	North Dakota	3	2
293	H	Chicago St.	10	0
293	H	Chicago St.	5	4
293	H	Chicago St.	4	1

Sacramento St.

S
a
c
r
a
m
e
n
t
o
s
t
.

S
a
c
r
a
m
e
n
t
o
s
t
.

Average RPI Win: 150		WON-LOST RECORD		WINNING PCT. RANK		LAST 15 GAMES		STRENGTH OF SCHEDULE		OPP. STRENGTH OF SCHEDULE		TEAM RPI		ADJ RPI		CONF. RPI		ADJ CONF. RPI	
Average RPI Loss: 85																			
DIV. I ONLY		22-28-0		.44 198		5-10-0		79		128		172		.48624 174		8		8	
DIV. I NON-CONF.		10-16-0		.38462 215		0-3-0		142		134		250		.44656 252		13		13	
TOTALS		RPI 1-25		RPI 26-50		W-L RECORDS		RPI 51-100		RPI 101-150		RPI 150+							
22-28-0		0-5-0		3-8-0		OVERALL		3-4-0		6-7-0		10-4-0							
14-20-0		0-2-0		1-7-0		HOME		3-4-0		3-3-0		7-4-0							
6-7-0		0-3-0		2-1-0		AWAY		0-0-0		1-3-0		3-0-0							
2-1-0		0-0-0		0-0-0		NEUTRAL		0-0-0		2-1-0		0-0-0							
10-16-0		0-2-0		1-7-0		NON-CONFERENCE		2-2-0		2-2-0		5-3-0							
8-14-0		0-2-0		1-7-0		HOME		2-2-0		0-0-0		5-3-0							
0-1-0		0-0-0		0-0-0		AWAY		0-0-0		0-1-0		0-0-0							
2-1-0		0-0-0		0-0-0		NEUTRAL		0-0-0		2-1-0		0-0-0							
12-12-0		0-3-0		2-1-0		CONFERENCE		1-2-0		4-5-0		5-1-0							
6-6-0		0-0-0		0-0-0		HOME		1-2-0		3-3-0		2-1-0							
6-6-0		0-3-0		2-1-0		AWAY		0-0-0		1-2-0		3-0-0							
0-0-0		0-0-0		0-0-0		NEUTRAL		0-0-0		0-0-0		0-0-0							
RPI S	Opponent	Score		RPI S	Opponent	Score		RPI S	Opponent	Score		RPI S	Opponent	Score					
23 H	Arizona	2	11	37 H	Michigan	4	5	51 H	Long Beach St.	4	11	114 A	Loyola Marymount	2	13				
23 H	Arizona	1	6	37 H	Michigan	4	9	51 H	Long Beach St.	6	3	119 H	UC Irvine	8	4				
24 A	UC Santa Barbara	3	6	37 H	Michigan	3	5	51 H	Long Beach St.	3	4	119 H	UC Irvine	4	14				
24 A	UC Santa Barbara	2	14	37 H	Michigan	0	6	60 H	West Virginia	6	2	119 H	UC Irvine	8	5				
24 A	UC Santa Barbara	4	5	43 A	Cal St. Fullerton	3	8	60 H	West Virginia	1	4	124 H	Cal Poly	6	3				
				43 A	Cal St. Fullerton	3	2	60 H	West Virginia	4	1	124 H	Cal Poly	4	5				
				43 A	Cal St. Fullerton	6	3	60 H	West Virginia	2	9	124 H	Cal Poly	2	5				
				46 H	New Mexico	1	7					140 A	CSUN	1	2				
				46 H	New Mexico	0	18					140 A	CSUN	3	9				
				46 H	New Mexico	4	3					140 A	CSUN	6	5				
				46 H	New Mexico	4	6					141 N	San Francisco	9	7				
												141 N	San Francisco	11	3				
												141 N	San Francisco	4	5				
												152 H	UC Riverside	5	4				
												152 H	UC Riverside	1	2				
												152 H	UC Riverside	2	1				
												184 H	Santa Clara	8	1				
												184 H	Santa Clara	3	2				
												184 H	Santa Clara	4	5				
												184 H	Santa Clara	1	3				
												224 A	UC Davis	6	5				
												224 A	UC Davis	7	2				
												224 A	UC Davis	5	0				
												293 H	Chicago St.	0	1				
												293 H	Chicago St.	4	0				
												293 H	Chicago St.	4	1				
												293 H	Chicago St.	14	0				

Non-Div. I Games: Hawaii Hilo 11 9 Hawaii Hilo 0 1

Hawaii

152 H UC Riverside	2	1
152 H UC Riverside	5	4

H
a
w
a
i
i

H
a
w
a
i
i

Average RPI Win: 195		WON-LOST RECORD	WINNING PCT. RANK		LAST 15 GAMES	STRENGTH OF SCHEDULE	OPP. STRENGTH OF SCHEDULE	TEAM RPI	ADJ RPI	CONF. RPI	ADJ CONF. RPI				
Average RPI Loss: 164															
DIV. I ONLY		28-28-0	.5	147	8-7-0	219	218	175	.48567	175	22	22			
DIV. I NON-CONF.		10-14-0	.41667	197	0-2-0	212	182	187	.47862	187	24	24			
<hr/>															
TOTALS		RPI 1-25		RPI 26-50		W-L RECORDS		RPI 51-100		RPI 101-150		RPI 150+			
28-28-0		0-0-0		0-3-0		OVERALL		3-4-0		2-3-0		23-18-0			
11-6-0		0-0-0		0-1-0		HOME		2-1-0		0-0-0		9-4-0			
10-15-0		0-0-0		0-2-0		AWAY		0-3-0		0-1-0		10-9-0			
7-7-0		0-0-0		0-0-0		NEUTRAL		1-0-0		2-2-0		4-5-0			
10-14-0		0-0-0		0-3-0		NON-CONFERENCE		1-0-0		2-3-0		7-8-0			
1-1-0		0-0-0		0-1-0		HOME		0-0-0		0-0-0		1-0-0			
2-8-0		0-0-0		0-0-		AWAY		0-0-0		0-1-0		2-5-0			
7-5-0		0-0-0		0-0-0		NEUTRAL		1-0-0		2-2-0		4-3-0			
18-14-0		0-0-0		0-0-0		CONFERENCE		2-4-0		0-0-0		16-10-0			
10-5-0		0-0-0		0-0-0		HOME		2-1-0		0-0-0		8-4-0			
8-7-0		0-0-0		0-0-0		AWAY		0-3-0		0-0-0		8-4-0			
0-2-0		0-0-0		0-0-0		NEUTRAL		0-0-0		0-0-0		0-2-0			
RPI	S	Opponent	Score	RPI	S	Opponent	Score	RPI	S	Opponent	Score				
				40	A	Creighton	1 2	57	A	Oral Roberts	3 6	115	N	Arkansas St.	4 3
				45	A	Nebraska	2 8	57	A	Oral Roberts	2 3	116	N	Morehead St.	0 14
				45	H	Nebraska	6 11	57	A	Oral Roberts	4 6	116	N	Morehead St.	6 5
								57	H	Oral Roberts	11 5	128	A	Kansas St.	3 11
								57	H	Oral Roberts	2 7	146	N	Seton Hall	1 2
								57	H	Oral Roberts	10 4	176	A	Air Force	12 3
								72	N	Iowa	3 2	176	A	Air Force	10 18
												176	H	Air Force	7 4
												185	N	Eastern Mich.	2 1
												185	N	Eastern Mich.	1 8
												185	N	Eastern Mich.	3 16
												186	A	Wichita St.	4 5
												197	A	North Dakota St.	3 4
												197	A	North Dakota St.	6 0
												197	A	North Dakota St.	7 2
												197	H	North Dakota St.	1 2
												197	H	North Dakota St.	9 8
												197	H	North Dakota St.	12 2
												200	A	Kansas	6 7
												205	A	IPFW	3 2
												205	A	IPFW	3 1
												205	A	IPFW	0 2
												205	H	IPFW	7 0
												205	H	IPFW	9 5
												205	H	IPFW	14 7
												205	N	IPFW	6 8
												209	N	Presbyterian	1 11
LAST 15 GAMES															
				227	N	South Dakota St.	0 8	266	A	Western Ill.	9 2	205	H	IPFW	7 0
				205	N	IPFW	6 8	266	A	Western Ill.	6 7	205	H	IPFW	9 5
				57	H	Oral Roberts	11 5	45	A	Nebraska	2 8	205	H	IPFW	14 7
				57	H	Oral Roberts	2 7					205	N	IPFW	6 8
				57	H	Oral Roberts	10 4					209	N	Presbyterian	1 11

Non-Div. I Games:

Omaha

40	A	Creighton	1	2
266	A	Western Ill.	14	0

RPI	S	Opponent	Score	
213	A	Grand Canyon	4	12
213	A	Grand Canyon	7	2
213	A	Grand Canyon	4	9
227	A	South Dakota St.	4	9
227	A	South Dakota St.	19	6
227	A	South Dakota St.	10	3
227	H	South Dakota St.	10	9
227	H	South Dakota St.	4	1
227	H	South Dakota St.	3	15
227	N	South Dakota St.	0	8
242	N	Saint Louis	16	2
262	N	Bowling Green	10	1
263	N	NJIT	9	3
266	A	Western Ill.	6	7
266	A	Western Ill.	9	2
266	A	Western Ill.	14	0
266	H	Western Ill.	2	10
266	H	Western Ill.	6	1
266	H	Western Ill.	2	3

O
m
a
h
a

O
m
a
h
a

Average RPI Win:	203	WON-LOST	WINNING	LAST 15	STRENGTH OF	OPP. STRENGTH	TEAM	ADJ	CONF.	ADJ CONF.	
Average RPI Loss:	121	RECORD	PCT. RANK	GAMES	SCHEDULE	OF SCHEDULE	RPI	RPI	RPI	RPI	
DIV. I ONLY	29-27-0	.51786	133	8-7-0	235	156	176	.48565	176	13	13
DIV. I NON-CONF.	15-7-0	.68182	48	4-0-0	280	258	130	.50574	130	11	11
<hr/>											
TOTALS	RPI 1-25	RPI 26-50		W-L RECORDS		RPI 51-100		RPI 101-150		RPI 150+	
29-27-0	0-0-0	1-3-0		OVERALL		4-12-0		2-5-0		22-7-0	
16-7-0	0-0-0	1-2-0		HOME		2-4-0		0-0-0		13-1-0	
8-16-0	0-0-0	0-0-0		AWAY		1-7-0		0-3-0		7-6-0	
5-4-0	0-0-0	0-1-0		NEUTRAL		1-1-0		2-2-0		2-0-0	
15-7-0	0-0-0	0-0-0		NON-CONFERENCE		0-2-0		1-2-0		14-3-0	
7-1-0	0-0-0	0-0-0		HOME		0-0-0		0-0-0		7-1-0	
5-4-0	0-0-0	0-0-		AWAY		0-2-0		0-0-0		5-2-0	
3-2-0	0-0-0	0-0-0		NEUTRAL		0-0-0		1-2-0		2-0-0	
14-20-0	0-0-0	1-3-0		CONFERENCE		4-10-0		1-3-0		8-4-0	
9-6-0	0-0-0	1-2-0		HOME		2-4-0		0-0-0		6-0-0	
3-12-0	0-0-0	0-0-0		AWAY		1-5-0		0-3-0		2-4-0	
2-2-0	0-0-0	0-1-0		NEUTRAL		1-1-0		1-0-0		0-0-0	
RPI	S	Opponent	Score	RPI	S	Opponent	Score	RPI	S	Opponent	Score
				46	H	New Mexico	2 23	72	A	Iowa	7 9
				46	H	New Mexico	1 0	72	A	Iowa	2 22
				46	H	New Mexico	2 11	89	A	Nevada	4 8
				46	N	New Mexico	4 6	89	A	Nevada	12 7
								89	A	Nevada	5 6
								89	H	Nevada	5 12
								89	H	Nevada	5 2
								89	H	Nevada	18 4
								89	N	Nevada	1 12
								93	A	Fresno St.	3 6
								93	A	Fresno St.	1 14
								93	A	Fresno St.	1 5
								93	H	Fresno St.	1 5
								93	H	Fresno St.	6 11
								93	H	Fresno St.	2 4
								93	N	Fresno St.	9 7
	</										

Non-Div. I Games: Adams St. 13 1

Air Force

46	H	New Mexico	1	0
46	H	New Mexico	2	23

RPI	S	Opponent	Score	
252	N	Marist	8	4
268	A	Northern Colo.	14	4
268	A	Northern Colo.	4	2
268	H	Northern Colo.	9	5
268	H	Northern Colo.	14	7
280	H	SIUE	11	10
280	H	SIUE	8	0
280	H	SIUE	11	0
280	H	SIUE	11	2

Average RPI Win: 201		WON-LOST	WINNING	LAST 15	STRENGTH OF		OPP. STRENGTH	TEAM	ADJ	CONF.	ADJ CONF.
Average RPI Loss: 159		RECORD	PCT. RANK	GAMES	SCHEDULE		OF SCHEDULE	RPI	RPI	RPI	RPI
DIV. I ONLY		32-26-0	.55172	103	6-9-0		266	177	177	.48549	177
DIV. I NON-CONF.		16-12-0	.57143	106	1-1-0		200	87	114	.515	114
TOTALS		RPI 1-25	RPI 26-50		W-L RECORDS		RPI 51-100		RPI 101-150		RPI 150+
32-26-0		1-4-0	0-1-0		OVERALL		1-3-0		6-2-0		24-16-0
14-6-0		0-0-0	0-0-0		HOME		1-1-0		0-0-0		13-5-0
13-12-0		1-3-0	0-0-0		AWAY		0-0-0		1-1-0		11-8-0
5-8-0		0-1-0	0-1-0		NEUTRAL		0-2-0		5-1-0		0-3-0
16-12-0		1-4-0	0-1-0		NON-CONFERENCE		1-2-0		6-2-0		8-3-0
6-2-0		0-0-0	0-0-0		HOME		1-1-0		0-0-0		5-1-0
5-5-0		1-3-0	0-0-		AWAY		0-0-0		1-1-0		3-1-0
5-5-0		0-1-0	0-1-0		NEUTRAL		0-1-0		5-1-0		0-1-0
16-14-0		0-0-0	0-0-0		CONFERENCE		0-1-0		0-0-0		16-13-0
8-4-0		0-0-0	0-0-0		HOME		0-0-0		0-0-0		8-4-0
8-7-0		0-0-0	0-0-0		AWAY		0-0-0		0-0-0		8-7-0
0-3-0		0-0-0	0-0-0		NEUTRAL		0-1-0		0-0-0		0-2-0
RPI S	Opponent	Score	RPI S	Opponent	Score	RPI S	Opponent	Score	RPI S	Opponent	Score
5 N	Ole Miss	3 7	49 N	Oregon St.	6 7	65 N	Kent St.	3 8	101 A	Indiana	3 4
7 A	LSU	7 1				71 H	Indiana St.	8 16	118 N	Cincinnati	4 3
7 A	LSU	6 10				88 H	Xavier	5 4	118 N	Cincinnati	6 4
7 A	LSU	3 9				97 N	Utah	5 11	132 N	Utah Valley	3 1
13 A	Coastal Caro.	5 12							132 N	Utah Valley	1 5
									136 A	Valparaiso	3 2
									143 N	Milwaukee	9 3
									143 N	Milwaukee	11 5
									165 A	Miami (OH)	2 4
									165 A	Miami (OH)	9 0
									165 A	Miami (OH)	9 6
									185 H	Eastern Mich.	10 7
									185 H	Eastern Mich.	10 16
									185 H	Eastern Mich.	8 3
									204 A	Toledo	8 7
									204 A	Toledo	7 10
									204 A	Toledo	7 10
									207 N	George Washington	0 2
									212 A	Northern Ill.	8 14
									212 A	Northern Ill.	4 3
									212 A	Northern Ill.	2 3
									220 A	Central Mich.	4 2
									220 A	Central Mich.	10 7
									220 A	Central Mich.	3 7
									220 N	Central Mich.	0 4
									229 H	Western Mich.	21 1
									229 H	Western Mich.	7 2
			LAST 15 GAMES								
			220 N	Central Mich.	0 4	204 A	Toledo	7 10			
			229 N	Western Mich.	1 5	204 A	Toledo	7 10			
			212 A	Northern Ill.	2 3	71 H	Indiana St.	8 16			
			212 A	Northern Ill.	4 3						
			212 A	Northern Ill.	8 14						

Non-Div. I Games:

Ball St.

Ball St.

276	A	Butler	7	4
204	A	Toledo	8	7

Through Games Of May 28, 2016

RPI	S	Opponent	Score	
229	H	Western Mich.	13	3
229	N	Western Mich.	1	5
235	H	Dayton	6	1
235	H	Dayton	9	3
235	H	Dayton	10	0
235	H	Dayton	1	3
237	H	Ohio	6	12
237	H	Ohio	20	3
237	H	Ohio	17	14
244	H	Northern Ky.	13	1
246	A	Buffalo	3	4
246	A	Buffalo	9	6
246	A	Buffalo	4	2
262	H	Bowling Green	7	8
262	H	Bowling Green	3	1
262	H	Bowling Green	1	5
275	A	Purdue	2	9
275	H	Purdue	9	8
276	A	Butler	7	4
288	A	Savannah St.	7	3
288	A	Savannah St.	10	1

Ball St.

B
a
l
l
S
t
.

B
a
l
l
S
t
.

Average RPI Win:	178	WON-LOST RECORD	WINNING PCT. RANK	LAST 15 GAMES	STRENGTH OF SCHEDULE	OPP. STRENGTH OF SCHEDULE	TEAM RPI	ADJ RPI	CONF. RPI	ADJ CONF. RPI													
DIV. I ONLY		24-31-0	.43636	202	7-8-0	124	183	178	.48547	178	14	14											
DIV. I NON-CONF.		10-18-0	.35714	227	0-3-0	136	243	230	.45946	230	15	15											
<hr/>																							
TOTALS	RPI 1-25	RPI 26-50		W-L RECORDS		RPI 51-100		RPI 101-150		RPI 150+													
24-31-0	0-4-0	2-2-0		OVERALL		2-3-0		3-3-0		17-19-0													
13-13-0	0-0-0	2-1-0		HOME		0-1-0		1-2-0		10-9-0													
10-16-0	0-4-0	0-0-0		AWAY		2-2-0		2-1-0		6-9-0													
1-2-0	0-0-0	0-1-0		NEUTRAL		0-0-0		0-0-0		1-1-0													
10-18-0	0-4-0	0-0-0		NON-CONFERENCE		0-2-0		0-0-0		10-12-0													
7-7-0	0-0-0	0-0-0		HOME		0-1-0		0-0-0		7-6-0													
3-11-0	0-4-0	0-0-		AWAY		0-1-0		0-0-0		3-6-0													
0-0-0	0-0-0	0-0-0		NEUTRAL		0-0-0		0-0-0		0-0-0													
14-13-0	0-0-0	2-2-0		CONFERENCE		2-1-0		3-3-0		7-7-0													
6-6-0	0-0-0	2-1-0		HOME		0-0-0		1-2-0		3-3-0													
7-5-0	0-0-0	0-0-0		AWAY		2-1-0		2-1-0		3-3-0													
1-2-0	0-0-0	0-1-0		NEUTRAL		0-0-0		0-0-0		1-1-0													
RPI	S	Opponent	Score		RPI	S	Opponent	Score		RPI	S	Opponent	Score										
6	A	Clemson	1	6	27	H	UNCW	3	5	58	A	Maryland	2	5	120	H	William & Mary	8	5				
6	A	Clemson	1	10	27	H	UNCW	8	6	58	H	Maryland	12	19	120	H	William & Mary	4	11				
6	A	Clemson	2	11	27	H	UNCW	11	7	64	A	Col. of Charleston	3	1	120	H	William & Mary	0	2				
16	A	Virginia	6	15	27	N	UNCW	4	5	64	A	Col. of Charleston	9	3	148	A	Delaware	14	12				
															148	A	Delaware	6	16				
															148	A	Delaware	7	3				
															155	A	Gardner-Webb	4	5				
															155	A	Gardner-Webb	6	7				
															155	A	Gardner-Webb	2	8				
															168	A	Davidson	7	6				
															169	H	Northeastern	6	4				
															169	H	Northeastern	5	20				
															169	H	Northeastern	7	6				
															169	N	Northeastern	3	2				
															169	N	Northeastern	9	19				
															171	A	UMBC	0	14				
															171	H	UMBC	12	7				
															171	H	UMBC	11	13				
															171	H	UMBC	13	5				
															180	H	Monmouth	10	11				
															195	A	Richmond	1	8				
															195	H	Richmond	5	17				
															207	A	George Washington	2	1				
															208	H	Elon	4	12				
															208	H	Elon	2	9				
															208	H	Elon	13	10				
															222	H	St. Bonaventure	7	5				
LAST 15 GAMES																							
				27 N UNCW				4	5	27 H UNCW				11	7	207 A George Washington				2	1		
				169 N Northeastern				9	19	27 H UNCW				8	6	208 H Elon				4	12		
				169 N Northeastern				3	2	27 H UNCW				3	5	208 H Elon				2	9		
				250 A Hofstra				9	1									208 H Elon				13	10
				250 A Hofstra				6	0									222 H St. Bonaventure				7	5

Non-Div. I Games:

James Madison

250	A	Hofstra	15	4
171	A	UMBC	0	14

RPI	S	Opponent	Score	
222	H	St. Bonaventure	4	1
225	A	Towson	4	6
225	A	Towson	2	3
225	A	Towson	4	8
250	A	Hofstra	15	4
250	A	Hofstra	9	1
250	A	Hofstra	6	0
257	A	VMI	12	8
257	H	VMI	11	10
261	H	Bucknell	7	6
261	H	Bucknell	2	4
261	H	Bucknell	1	9
261	H	Bucknell	9	3
273	A	George Mason	5	6
273	H	George Mason	5	16

J
a
m
e
s
M
a
d
i
s
o
n

J
a
m
e
s
M
a
d
i
s
o
n

Average RPI Win:	167	WON-LOST RECORD	WINNING PCT. RANK	LAST 15 GAMES	STRENGTH OF SCHEDULE	OPP. STRENGTH OF SCHEDULE	TEAM RPI	ADJ RPI	CONF. RPI	ADJ CONF. RPI		
DIV. I ONLY		17-24-0	.41463	216	8-7-0	150	189	179	.48508	179	25	25
DIV. I NON-CONF.		7-14-0	.33333	239	1-1-0	42	81	128	.5064	128	20	20
<hr/>												
TOTALS	RPI 1-25	RPI 26-50		W-L RECORDS		RPI 51-100		RPI 101-150		RPI 150+		
17-24-0	0-0-0	0-0-0		OVERALL		4-11-0		4-3-0		9-10-0		
9-5-0	0-0-0	0-0-0		HOME		1-0-0		4-1-0		4-4-0		
8-19-0	0-0-0	0-0-0		AWAY		3-11-0		0-2-0		5-6-0		
0-0-0	0-0-0	0-0-0		NEUTRAL		0-0-0		0-0-0		0-0-0		
7-14-0	0-0-0	0-0-0		NON-CONFERENCE		4-11-0		1-2-0		2-1-0		
3-1-0	0-0-0	0-0-0		HOME		1-0-0		1-0-0		1-1-0		
4-13-0	0-0-0	0-0-		AWAY		3-11-0		0-2-0		1-0-0		
0-0-0	0-0-0	0-0-0		NEUTRAL		0-0-0		0-0-0		0-0-0		
10-10-0	0-0-0	0-0-0		CONFERENCE		0-0-0		3-1-0		7-9-0		
6-4-0	0-0-0	0-0-0		HOME		0-0-0		3-1-0		3-3-0		
4-6-0	0-0-0	0-0-0		AWAY		0-0-0		0-0-0		4-6-0		
0-0-0	0-0-0	0-0-0		NEUTRAL		0-0-0		0-0-0		0-0-0		
RPI	S	Opponent	Score	RPI	S	Opponent	Score	RPI	S	Opponent	Score	
						51 A Long Beach St.	3 8	102 H Princeton			5 4	
						51 A Long Beach St.	1 4	102 H Princeton			2 6	
						51 A Long Beach St.	2 7	102 H Princeton			8 4	
						51 A Long Beach St.	8 6	102 H Princeton			8 7	
						59 A UConn	0 3	125 A San Diego			5 21	
						59 A UConn	3 4	125 A San Diego			3 6	
						59 H UConn	4 3	135 H St. John's (NY)			4 1	
						82 A Jacksonville	5 4	201 H Fordham			1 4	
						82 A Jacksonville	0 1	210 H Yale			5 14	
						82 A Jacksonville	0 2	210 H Yale			7 9	
						82 A Jacksonville	9 8	215 H Manhattan			14 12	
						91 A Pepperdine	1 3	221 A Dartmouth			1 3	
						91 A Pepperdine	6 15	221 A Dartmouth			6 7	
						91 A Pepperdine	2 12	233 A Penn			3 1	
						91 A Pepperdine	3 11	233 A Penn			4 2	
								233 H Penn			4 7	
								233 H Penn			9 8	
								234 A Harvard			4 3	
								234 A Harvard			3 11	
								236 H Brown			7 3	
								236 H Brown			10 2	
								249 A Cornell			4 7	
								249 A Cornell			3 4	
								249 A Cornell			3 9	
								249 A Cornell			14 4	
								254 A Army West Point			13 3	

Non-Div. I Games:

Columbia

102 H Princeton	5	4
102 H Princeton	8	7

C
o
l
u
m
b
i
a

C
o
l
u
m
b
i
a

Average RPI Win: 207		WON-LOST RECORD		WINNING PCT. RANK		LAST 15 GAMES		STRENGTH OF SCHEDULE		OPP. STRENGTH OF SCHEDULE		TEAM RPI		ADJ RPI		CONF. RPI		ADJ CONF. RPI	
DIV. I ONLY		30-27-0		.52632 125		8-7-0		248		242		180		.48499 180		29		29	
DIV. I NON-CONF.		13-17-0		.43333 190		3-2-0		125		133		133		.50465 133		28		28	
TOTALS		RPI 1-25		RPI 26-50		W-L RECORDS		RPI 51-100		RPI 101-150		RPI 150+							
30-27-0		1-2-0		1-4-0		OVERALL		1-0-0		4-5-0		23-16-0							
12-7-0		0-0-0		0-0-0		HOME		0-0-0		2-1-0		10-6-0							
15-14-0		1-2-0		1-2-0		AWAY		1-0-0		1-3-0		11-7-0							
3-6-0		0-0-0		0-2-0		NEUTRAL		0-0-0		1-1-0		2-3-0							
13-17-0		1-2-0		1-4-0		NON-CONFERENCE		1-0-0		4-5-0		6-6-0							
4-2-0		0-0-0		0-0-0		HOME		0-0-0		2-1-0		2-1-0							
7-11-0		1-2-0		1-0-		AWAY		1-0-0		1-3-0		3-4-0							
2-4-0		0-0-0		0-2-0		NEUTRAL		0-0-0		1-1-0		1-1-0							
17-10-0		0-0-0		0-0-0		CONFERENCE		0-0-0		0-0-0		17-10-0							
8-5-0		0-0-0		0-0-0		HOME		0-0-0		0-0-0		8-5-0							
8-3-0		0-0-0		0-0-0		AWAY		0-0-0		0-0-0		8-3-0							
1-2-0		0-0-0		0-0-0		NEUTRAL		0-0-0		0-0-0		1-2-0							
RPI	S	Opponent		Score		RPI	S	Opponent		Score		RPI	S	Opponent		Score			
16	A	Virginia		2	4	29	N	Bryant		5	8	75	A	VCU		12	4		
16	A	Virginia		6	4	29	N	Bryant		4	8	102	A	Princeton		7	3		
16	A	Virginia		10	11	35	A	East Carolina		2	5	106	A	Rutgers		4	20		
						35	A	East Carolina		4	0	106	H	Rutgers		12	2		
						35	A	East Carolina		3	4	121	N	Penn St.		3	1		
												138	N	Evansville		3	15		
												139	A	Saint Joseph's		2	14		
												139	H	Saint Joseph's		3	7		
												146	A	Seton Hall		3	13		
												150	H	Stetson		7	4		
												178	A	James Madison		11	10		
												183	H	Fairfield		4	8		
												183	H	Fairfield		1	0		
												183	H	Fairfield		6	9		
												207	A	George Washington		4	1		
												207	A	George Washington		5	7		
												207	A	George Washington		5	14		
												215	A	Manhattan		5	6		
												215	A	Manhattan		5	4		
												215	H	Manhattan		7	3		
												215	N	Manhattan		8	12		
												215	N	Manhattan		1	8		
						LAST 15 GAMES						216	A	Quinnipiac		5	3		
						215	N	Manhattan		1	8	216	A	Quinnipiac		5	1		
						252	N	Marist		9	6	216	A	Quinnipiac		4	0		
						215	N	Manhattan		8	12	218	H	UMass Lowell		7	10		
						218	H	UMass Lowell		5	4	218	H	UMass Lowell		5	4		
						218	H	UMass Lowell		7	10	223	A	USC Upstate		1	7		

Non-Div. I Games:

Monmouth

250	H	Hofstra	5	4
183	H	Fairfield	4	8

RPI	S	Opponent	Score	
243	H	Siena	4	6
243	H	Siena	10	4
243	H	Siena	2	6
250	A	Hofstra	5	4
250	H	Hofstra	5	4
252	A	Marist	1	2
252	A	Marist	11	9
252	A	Marist	5	3
252	N	Marist	9	6
254	N	Army West Point	5	6
265	A	Lafayette	12	13
269	H	Rider	6	0
269	H	Rider	5	3
269	H	Rider	8	4
284	H	Iona	9	2
284	H	Iona	1	2
284	H	Iona	1	0
285	N	UNC Asheville	8	7
295	A	Saint Peter's	7	8
295	A	Saint Peter's	4	1
295	A	Saint Peter's	11	7

Average RPI Win:	184	WON-LOST RECORD	WINNING PCT. RANK	LAST 15 GAMES	STRENGTH OF SCHEDULE	OPP. STRENGTH OF SCHEDULE	TEAM RPI	ADJ RPI	CONF. RPI	ADJ CONF. RPI	
DIV. I ONLY		24-29-0	.45283 187	7-8-0	147	228	181	.48491 181	16	16	
DIV. I NON-CONF.		16-19-0	.45714 173	2-2-0	157	269	170	.48695 169	16	16	
<hr/>											
TOTALS	RPI 1-25	RPI 26-50		W-L RECORDS		RPI 51-100		RPI 101-150		RPI 150+	
24-29-0	0-0-0	2-5-0		OVERALL		2-4-0		5-9-0		15-11-0	
12-9-0	0-0-0	0-0-0		HOME		2-1-0		3-5-0		7-3-0	
8-18-0	0-0-0	2-5-0		AWAY		0-3-0		2-4-0		4-6-0	
4-2-0	0-0-0	0-0-0		NEUTRAL		0-0-0		0-0-0		4-2-0	
16-19-0	0-0-0	1-3-0		NON-CONFERENCE		0-3-0		2-6-0		13-7-0	
7-5-0	0-0-0	0-0-0		HOME		0-0-0		1-4-0		6-1-0	
5-12-0	0-0-0	1-0-		AWAY		0-3-0		1-2-0		3-4-0	
4-2-0	0-0-0	0-0-0		NEUTRAL		0-0-0		0-0-0		4-2-0	
8-10-0	0-0-0	1-2-0		CONFERENCE		2-1-0		3-3-0		2-4-0	
5-4-0	0-0-0	0-0-0		HOME		2-1-0		2-1-0		1-2-0	
3-6-0	0-0-0	1-2-0		AWAY		0-0-0		1-2-0		1-2-0	
0-0-0	0-0-0	0-0-0		NEUTRAL		0-0-0		0-0-0		0-0-0	
RPI S	Opponent	Score	RPI S	Opponent	Score	RPI S	Opponent	Score	RPI S	Opponent	Score
			26 A	Wake Forest	1 3	76 A	UNCG	9 17	102 H	Princeton	0 4
			28 A	Fla. Atlantic	0 6	76 A	UNCG	4 8	102 H	Princeton	3 7
			28 A	Fla. Atlantic	13 11	76 A	UNCG	4 5	102 H	Princeton	4 8
			28 A	Fla. Atlantic	2 14	88 H	Xavier	5 8	102 H	Princeton	4 3
			40 A	Creighton	2 6	88 H	Xavier	9 1	120 A	William & Mary	9 10
			40 A	Creighton	0 4	88 H	Xavier	4 3	120 A	William & Mary	2 16
			40 A	Creighton	3 2				120 A	William & Mary	8 6
									135 A	St. John's (NY)	10 13
									135 A	St. John's (NY)	10 3
									135 A	St. John's (NY)	4 5
									145 H	Navy	5 6
									146 H	Seton Hall	1 2
									146 H	Seton Hall	1 0
									146 H	Seton Hall	7 3
									168 A	Davidson	5 3
									168 A	Davidson	8 12
									168 A	Davidson	3 9
									171 A	UMBC	4 9
									171 H	UMBC	1 0
									171 N	UMBC	6 5
									207 A	George Washington	3 2
									207 H	George Washington	2 1
									210 H	Yale	5 4
									229 N	Western Mich.	5 12
									233 N	Penn	11 6
									233 N	Penn	9 1
									233 N	Penn	4 2
<hr/>											
			LAST 15 GAMES								
			240 H	Villanova	5 10	299 H	Coppin St.	4 3	210 H	Yale	5 4
			240 H	Villanova	10 8	146 H	Seton Hall	1 0	229 N	Western Mich.	5 12
			240 H	Villanova	1 6	146 H	Seton Hall	7 3	233 N	Penn	11 6
			171 A	UMBC	4 9				233 N	Penn	9 1
			40 A	Creighton	3 2				233 N	Penn	4 2

Non-Div. I Games: Moravian 8 1

Georgetown

40	A	Creighton	0	4
40	A	Creighton	2	6

RPI	S	Opponent	Score	
240	H	Villanova	10	8
240	H	Villanova	1	6
240	H	Villanova	5	10
257	N	VMI	0	4
273	A	George Mason	1	2
273	H	George Mason	12	5
276	A	Butler	2	3
276	A	Butler	3	1
276	A	Butler	6	12
294	H	UMES	4	9
294	H	UMES	7	5
299	A	Coppin St.	5	4
299	H	Coppin St.	4	3

Average RPI Win: 163		WON-LOST	WINNING	LAST 15	STRENGTH OF		OPP. STRENGTH	TEAM	ADJ	CONF.	ADJ CONF.
Average RPI Loss: 104		RECORD	PCT. RANK	GAMES	SCHEDULE		OF SCHEDULE	RPI	RPI	RPI	RPI
DIV. I ONLY		26-30-0	.46429	180	9-6-0		169	122	181	.48491	181
DIV. I NON-CONF.		12-12-0	.5	148	2-1-0		190	157	169	.48698	168
TOTALS		RPI 1-25	RPI 26-50		W-L RECORDS		RPI 51-100		RPI 101-150		RPI 150+
26-30-0		0-5-0	5-10-0		OVERALL		6-3-0		2-2-0		13-10-0
16-13-0		0-2-0	1-7-0		HOME		4-0-0		2-1-0		9-3-0
9-15-0		0-3-0	3-3-0		AWAY		2-3-0		0-1-0		4-5-0
1-2-0		0-0-0	1-0-0		NEUTRAL		0-0-0		0-0-0		0-2-0
12-12-0		0-5-0	4-2-0		NON-CONFERENCE		0-1-0		0-1-0		8-3-0
9-3-0		0-2-0	1-0-0		HOME		0-0-0		0-0-0		8-1-0
2-7-0		0-3-0	2-0-		AWAY		0-1-0		0-1-0		0-0-0
1-2-0		0-0-0	1-0-0		NEUTRAL		0-0-0		0-0-0		0-2-0
14-18-0		0-0-0	1-8-0		CONFERENCE		6-2-0		2-1-0		5-7-0
7-10-0		0-0-0	0-7-0		HOME		4-0-0		2-1-0		1-2-0
7-8-0		0-0-0	1-1-0		AWAY		2-2-0		0-0-0		4-5-0
0-0-0		0-0-0	0-0-0		NEUTRAL		0-0-0		0-0-0		0-0-0
RPI S	Opponent	Score	RPI S	Opponent	Score	RPI S	Opponent	Score	RPI S	Opponent	Score
7 H	LSU	4 9	30 A	Tulane	2 0	62 A	Alabama	1 13	111 H	Central Ark.	8 2
11 A	Mississippi St.	0 8	30 H	Tulane	2 1	77 A	Lamar	10 14	111 H	Central Ark.	6 5
11 A	Mississippi St.	0 5	34 A	Southeastern La.	6 5	77 A	Lamar	2 7	111 H	Central Ark.	2 7
15 A	UL Lafayette	3 4	34 A	Southeastern La.	2 15	84 A	New Orleans	5 4	149 A	La.-Monroe	1 3
15 H	UL Lafayette	4 5	34 H	Southeastern La.	8 14	84 A	New Orleans	11 5	161 H	Sacred Heart	8 7
			41 H	Sam Houston St.	1 3	84 H	New Orleans	3 2	161 H	Sacred Heart	5 0
			41 H	Sam Houston St.	8 12	96 H	McNeese St.	6 5	161 H	Sacred Heart	5 7
			41 H	Sam Houston St.	2 4	96 H	McNeese St.	3 0	193 A	Houston Baptist	3 8
			45 A	Nebraska	1 6	96 H	McNeese St.	2 1	193 A	Houston Baptist	3 7
			45 A	Nebraska	7 1				193 A	Houston Baptist	5 3
			45 A	Nebraska	2 4				217 H	Abilene Christian	4 2
			47 H	Northwestern St.	4 13				217 H	Abilene Christian	4 5
			47 H	Northwestern St.	1 4				217 H	Abilene Christian	3 5
			47 H	Northwestern St.	3 6				218 N	UMass Lowell	6 9
			48 N	South Ala.	5 4				218 N	UMass Lowell	2 11
									230 A	A&M-Corpus Christi	4 1
									230 A	A&M-Corpus Christi	0 8
									230 A	A&M-Corpus Christi	4 5
									274 A	Incarnate Word	8 4
									274 A	Incarnate Word	8 3
									274 A	Incarnate Word	5 7
									292 H	Alcorn	6 4
									296 H	Southern U.	9 8
									300 H	Mississippi Val.	6 1
									300 H	Mississippi Val.	15 1
									300 H	Mississippi Val.	18 2
									300 H	Mississippi Val.	13 3
			LAST 15 GAMES								
			84 A	New Orleans	11 5	292 H	Alcorn	6 4			
			84 H	New Orleans	3 2	193 A	Houston Baptist	3 7			
			84 A	New Orleans	5 4	193 A	Houston Baptist	5 3			
			30 A	Tulane	2 0						
			47 H	Northwestern St.	3 6						

Non-Div. I Games:

Nicholls St.

47 H Northwestern St.	1	4
47 H Northwestern St.	4	13

N
i
c
h
o
l
l
s
s
t
.

N
i
c
h
o
l
l
s
s
t
.

Fairfield

Fairfield

Fairfield

216	H	Quinnipiac	6	2
251	H	Massachusetts	4	2

Through Games Of May 28, 2016

RPI	S	Opponent	Score	
216	H	Quinnipiac	8	4
234	H	Harvard	1	7
234	H	Harvard	8	6
243	N	Siena	18	2
250	H	Hofstra	5	4
251	H	Massachusetts	4	2
263	H	NJIT	4	8
267	H	Niagara	3	2
267	H	Niagara	9	3
267	H	Niagara	4	2
269	H	Rider	6	7
269	H	Rider	3	6
269	H	Rider	13	1
284	A	Iona	7	1
284	A	Iona	8	7
284	A	Iona	2	1
291	N	Delaware St.	17	3
291	N	Delaware St.	8	2
291	N	Delaware St.	14	1
295	A	Saint Peter's	8	3
295	A	Saint Peter's	11	3
295	A	Saint Peter's	12	2

Fairfield

F
a
i
r
f
i
e
l
d

F
a
i
r
f
i
e
l
d

Average RPI Win:	137	WON-LOST	WINNING	LAST 15	STRENGTH OF	OPP. STRENGTH	TEAM	ADJ	CONF.	ADJ CONF.			
Average RPI Loss:	116	RECORD	PCT. RANK	GAMES	SCHEDULE	OF SCHEDULE	RPI	RPI	RPI	RPI			
DIV. I ONLY		23-29-0	.44231	193	6-9-0	142	95	184	.48413	184	11	11	
DIV. I NON-CONF.		13-12-0	.52	135	1-2-0	151	68	132	.50519	132	8	8	
<hr/>													
TOTALS	RPI 1-25	RPI 26-50		W-L RECORDS		RPI 51-100		RPI 101-150		RPI 150+			
23-29-0	0-0-0	4-4-0		OVERALL		5-10-0		5-8-0		9-7-0			
16-13-0	0-0-0	2-0-0		HOME		5-5-0		4-5-0		5-3-0			
7-16-0	0-0-0	2-4-0		AWAY		0-5-0		1-3-0		4-4-0			
0-0-0	0-0-0	0-0-0		NEUTRAL		0-0-0		0-0-0		0-0-0			
13-12-0	0-0-0	3-2-0		NON-CONFERENCE		3-3-0		2-2-0		5-5-0			
9-5-0	0-0-0	2-0-0		HOME		3-1-0		2-1-0		2-3-0			
4-7-0	0-0-0	1-0-		AWAY		0-2-0		0-1-0		3-2-0			
0-0-0	0-0-0	0-0-0		NEUTRAL		0-0-0		0-0-0		0-0-0			
10-17-0	0-0-0	1-2-0		CONFERENCE		2-7-0		3-6-0		4-2-0			
7-8-0	0-0-0	0-0-0		HOME		2-4-0		2-4-0		3-0-0			
3-9-0	0-0-0	1-2-0		AWAY		0-3-0		1-2-0		1-2-0			
0-0-0	0-0-0	0-0-0		NEUTRAL		0-0-0		0-0-0		0-0-0			
RPI	S	Opponent	Score	RPI	S	Opponent	Score	RPI	S	Opponent	Score		
				31	A	Gonzaga	0 3	54	A	BYU	5 10		
				31	A	Gonzaga	4 7	54	A	BYU	2 8		
				31	A	Gonzaga	6 0	54	A	BYU	8 9		
				37	H	Michigan	5 3	56	H	St. Mary's (CA)	5 7		
				46	H	New Mexico	13 7	56	H	St. Mary's (CA)	13 9		
				50	A	Washington	2 1	56	H	St. Mary's (CA)	0 1		
				50	A	Washington	9 10	74	A	Stanford	3 10		
				50	A	Washington	1 4	74	H	Stanford	4 2		
								89	A	Nevada	2 14		
								91	H	Pepperdine	5 4		
								91	H	Pepperdine	7 10		
								91	H	Pepperdine	1 7		
								95	H	Notre Dame	2 0		
								95	H	Notre Dame	0 5		
								95	H	Notre Dame	4 2		
										114	H	Loyola Marymount	9 1
										114	H	Loyola Marymount	0 5
										114	H	Loyola Marymount	8 11
										124	A	Cal Poly	2 6
										124	H	Cal Poly	10 1
										125	A	San Diego	4 9
										125	A	San Diego	7 5
										125	A	San Diego	1 7
										132	H	Utah Valley	9 2
										139	H	Saint Joseph's	9 11
										141	H	San Francisco	2 5
										141	H	San Francisco	3 6
										141	H	San Francisco	2 0
										174	A	Hawaii	5 4
										174	A	Hawaii	2 3
										174	A	Hawaii	3 1
										174	A	Hawaii	1 8
										218	H	UMass Lowell	7 1
										218	H	UMass Lowell	3 4
										218	H	UMass Lowell	0 3
										224	H	UC Davis	0 8
										226	A	Pacific	8 12
										226	A	Pacific	3 2
										226	A	Pacific	3 6
										226	A	Pacific	8 12
										231	H	Portland	9 1
										231	H	Portland	6 5
										231	H	Portland	9 5

Non-Div. I Games:

Santa Clara

231	H	Portland	9	5
74	A	Stanford	3	10

RPI	S	Opponent	Score	
232	A	San Jose St.	7	4
232	H	San Jose St.	8	5

Santa Clara

S
a
n
t
a
C
l
a
r
a

S
a
n
t
a
C
l
a
r
a

Average RPI Win:		202	WON-LOST		WINNING		LAST 15		STRENGTH OF		OPP. STRENGTH		TEAM		ADJ		CONF.		ADJ CONF.				
Average RPI Loss:		121	RECORD		PCT. RANK		GAMES		SCHEDULE		OF SCHEDULE		RPI		RPI		RPI		RPI				
DIV. I ONLY			23-36-0		.38983	228	5-10-0		130		202		185		.48367	185	23		23				
DIV. I NON-CONF.			10-20-0		.33333	239	1-2-0		56		126		136		.50435	136	22		22				
TOTALS		RPI 1-25		RPI 26-50		W-L RECORDS		RPI 51-100		RPI 101-150		RPI 150+											
23-36-0		0-2-0		0-9-0		OVERALL		3-7-0		0-0-0		20-18-0											
6-8-0		0-0-0		0-1-0		HOME		0-3-0		0-0-0		6-4-0											
11-22-0		0-1-0		0-7-0		AWAY		2-1-0		0-0-0		9-12-0											
6-6-0		0-1-0		0-0-0		NEUTRAL		1-3-0		0-0-0		5-2-0											
10-20-0		0-2-0		0-9-0		NON-CONFERENCE		2-2-0		0-0-0		8-7-0											
0-2-0		0-0-0		0-1-0		HOME		0-0-0		0-0-0		0-1-0											
7-14-0		0-1-0		0-0-		AWAY		2-1-0		0-0-0		5-4-0											
3-4-0		0-1-0		0-0-0		NEUTRAL		0-1-0		0-0-0		3-2-0											
13-16-0		0-0-0		0-0-0		CONFERENCE		1-5-0		0-0-0		12-11-0											
6-6-0		0-0-0		0-0-0		HOME		0-3-0		0-0-0		6-3-0											
4-8-0		0-0-0		0-0-0		AWAY		0-0-0		0-0-0		4-8-0											
3-2-0		0-0-0		0-0-0		NEUTRAL		1-2-0		0-0-0		2-0-0											
RPI	S	Opponent		Score		RPI	S	Opponent		Score		RPI	S	Opponent		Score		RPI	S	Opponent		Score	
1	A	Florida		4	12	37	A	Michigan		4	12	60	A	West Virginia		1	5	166	A	South Fla.		4	8
1	N	Florida		7	8	37	A	Michigan		3	19	65	H	Kent St.		3	7	166	A	South Fla.		3	2
						37	H	Michigan		0	12	65	H	Kent St.		2	4	166	A	South Fla.		4	8
						38	A	Arizona St.		4	5	65	H	Kent St.		3	13	167	A	Oakland		11	5
						38	A	Arizona St.		1	8	65	N	Kent St.		2	4	167	H	Oakland		4	7
						38	A	Arizona St.		4	12	65	N	Kent St.		10	5	167	N	Oakland		3	11
						42	A	Wright St.		0	14	65	N	Kent St.		0	1	175	N	Omaha		8	1
						42	A	Wright St.		5	7	73	A	Michigan St.		4	2	175	N	Omaha		1	2
						44	A	Ohio St.		0	2	73	N	Michigan St.		2	3	175	N	Omaha		16	3
												95	A	Notre Dame		8	0	177	A	Ball St.		16	10
																		177	A	Ball St.		7	10
																		177	A	Ball St.		3	8
																		194	A	Lipscomb		8	12
																		194	A	Lipscomb		1	4
																		194	A	Lipscomb		17	4
																		204	A	Toledo		4	8
																		204	A	Toledo		2	14
																		204	A	Toledo		2	4
																		204	N	Toledo		6	1
																		212	H	Northern Ill.		5	9
																		212	H	Northern Ill.		3	2
																		212	H	Northern Ill.		1	2
																		212	N	Northern Ill.		6	2
																		220	H	Central Mich.		3	0
																		220	H	Central Mich.		2	3
																		220	H	Central Mich.		6	1
																		229	A	Western Mich.		5	3

204	A	Toledo	2	14
204	A	Toledo	4	8

RPI	S	Opponent	Score	
229	A	Western Mich.	4	7
229	A	Western Mich.	2	6
235	A	Dayton	7	6
246	A	Buffalo	4	12
246	A	Buffalo	2	1
246	A	Buffalo	4	3
262	H	Bowling Green	4	0
262	H	Bowling Green	5	4
262	H	Bowling Green	8	4
263	N	NJIT	8	0
275	A	Purdue	6	5

Average RPI Win:	128	WON-LOST RECORD	WINNING PCT. RANK	LAST 15 GAMES	STRENGTH OF SCHEDULE	OPP. STRENGTH OF SCHEDULE	TEAM RPI	ADJ RPI	CONF. RPI	ADJ CONF. RPI				
DIV. I ONLY		21-37-0	.36207	244	5-10-0	29	113	186	.48365	186	9	9		
DIV. I NON-CONF.		12-23-0	.34286	238	2-2-0	37	93	194	.47506	193	12	12		
<hr/>														
TOTALS	RPI 1-25	RPI 26-50		W-L RECORDS		RPI 51-100		RPI 101-150		RPI 150+				
21-37-0	1-5-0	3-11-0		OVERALL		4-7-0		7-10-0		6-4-0				
17-17-0	1-5-0	2-3-0		HOME		4-4-0		5-4-0		5-1-0				
4-18-0	0-0-0	1-8-0		AWAY		0-2-0		2-5-0		1-3-0				
0-2-0	0-0-0	0-0-0		NEUTRAL		0-1-0		0-1-0		0-0-0				
12-23-0	0-3-0	3-11-0		NON-CONFERENCE		1-3-0		3-4-0		5-2-0				
11-11-0	0-3-0	2-3-0		HOME		1-1-0		3-3-0		5-1-0				
1-12-0	0-0-0	1-0-		AWAY		0-2-0		0-1-0		0-1-0				
0-0-0	0-0-0	0-0-0		NEUTRAL		0-0-0		0-0-0		0-0-0				
9-14-0	1-2-0	0-0-0		CONFERENCE		3-4-0		4-6-0		1-2-0				
6-6-0	1-2-0	0-0-0		HOME		3-3-0		2-1-0		0-0-0				
3-6-0	0-0-0	0-0-0		AWAY		0-0-0		2-4-0		1-2-0				
0-2-0	0-0-0	0-0-0		NEUTRAL		0-1-0		0-1-0		0-0-0				
RPI	S	Opponent	Score		RPI	S	Opponent	Score		RPI	S	Opponent	Score	
18	H	TCU	0	3	33	H	Oklahoma St.	0	17	57	A	Oral Roberts	4	6
18	H	TCU	6	17	40	H	Creighton	7	3	57	H	Oral Roberts	15	8
18	H	TCU	5	12	41	H	Sam Houston St.	8	13	69	A	Oklahoma	2	4
22	H	Dallas Baptist	4	5	41	H	Sam Houston St.	11	15	69	H	Oklahoma	7	15
22	H	Dallas Baptist	5	7	41	H	Sam Houston St.	2	0	71	H	Indiana St.	6	8
22	H	Dallas Baptist	4	3	43	A	Cal St. Fullerton	1	9	71	H	Indiana St.	11	9
					43	A	Cal St. Fullerton	1	7	71	H	Indiana St.	10	15
					43	A	Cal St. Fullerton	0	5	71	N	Indiana St.	1	7
					45	A	Nebraska	17	5	86	H	Missouri St.	1	6
					45	A	Nebraska	0	4	86	H	Missouri St.	9	2
					45	A	Nebraska	3	7	86	H	Missouri St.	11	1
					46	A	New Mexico	7	17					
					46	A	New Mexico	4	8					
					46	A	New Mexico	6	8					
					LAST 15 GAMES									
					71	N	Indiana St.	1	7	219	A	Illinois St.	15	12
					110	N	Bradley	2	5	219	A	Illinois St.	4	6
					22	H	Dallas Baptist	4	3	40	H	Creighton	7	3
					22	H	Dallas Baptist	5	7					
					22	H	Dallas Baptist	4	5					

Non-Div. I Games:

Wichita St.

200	H	Kansas	7	6
219	A	Illinois St.	6	8

W
i
c
h
i
t
a
s
t
.

W
i
c
h
i
t
a
s
t
.

UTSA

Average RPI Win: 94		WON-LOST	WINNING	LAST 15	STRENGTH OF		OPP. STRENGTH	TEAM	ADJ		CONF.	ADJ CONF.
Average RPI Loss: 93		RECORD	PCT. RANK	GAMES	SCHEDULE		OF SCHEDULE	RPI	RPI		RPI	RPI
DIV. I ONLY		17-34-0	.33333	258	3-12-0		50	62	187		.48333	187
DIV. I NON-CONF.		9-14-0	.3913	213	0-3-0		95	137	190		.47794	190
TOTALS		RPI 1-25	RPI 26-50		W-L RECORDS		RPI 51-100		RPI 101-150		RPI 150+	
17-34-0		1-5-0	2-8-0		OVERALL		9-7-0		1-7-0		4-7-0	
9-19-0		1-2-0	1-5-0		HOME		6-6-0		0-0-0		1-6-0	
8-15-0		0-3-0	1-3-0		AWAY		3-1-0		1-7-0		3-1-0	
0-0-0		0-0-0	0-0-0		NEUTRAL		0-0-0		0-0-0		0-0-0	
9-14-0		0-0-0	1-3-0		NON-CONFERENCE		5-2-0		1-4-0		2-5-0	
5-9-0		0-0-0	0-3-0		HOME		4-2-0		0-0-0		1-4-0	
4-5-0		0-0-0	1-0-		AWAY		1-0-0		1-4-0		1-1-0	
0-0-0		0-0-0	0-0-0		NEUTRAL		0-0-0		0-0-0		0-0-0	
8-20-0		1-5-0	1-5-0		CONFERENCE		4-5-0		0-3-0		2-2-0	
4-10-0		1-2-0	1-2-0		HOME		2-4-0		0-0-0		0-2-0	
4-10-0		0-3-0	0-3-0		AWAY		2-1-0		0-3-0		2-0-0	
0-0-0		0-0-0	0-0-0		NEUTRAL		0-0-0		0-0-0		0-0-0	
RPI S	Opponent	Score	RPI S	Opponent	Score	RPI S	Opponent	Score	RPI S	Opponent	Score	
19 A	Southern Miss.	2 11	28 A	Fla. Atlantic	4 5	53 A	Houston	3 2	112 A	Baylor	4 5	
19 A	Southern Miss.	5 6	28 A	Fla. Atlantic	1 3	59 H	UConn	2 1	119 A	UC Irvine	3 7	
19 A	Southern Miss.	2 13	28 A	Fla. Atlantic	5 13	59 H	UConn	6 5	119 A	UC Irvine	3 8	
21 H	Rice	6 1	31 H	Gonzaga	1 3	59 H	UConn	6 9	119 A	UC Irvine	12 2	
21 H	Rice	4 9	31 H	Gonzaga	3 12	63 H	Marshall	2 5	131 A	Western Ky.	5 7	
21 H	Rice	0 1	31 H	Gonzaga	4 12	63 H	Marshall	5 4	131 A	Western Ky.	5 8	
			32 H	Louisiana Tech	5 4	63 H	Marshall	3 8	131 A	Western Ky.	10 14	
			32 H	Louisiana Tech	9 14	79 A	Old Dominion	3 0	133 A	Texas	2 11	
			32 H	Louisiana Tech	2 4	79 A	Old Dominion	7 2	151 A	Texas St.	10 13	
			41 A	Sam Houston St.	8 5	79 A	Old Dominion	2 5	151 H	Texas St.	0 6	
						94 H	FIU	4 8	151 H	Texas St.	14 7	
						94 H	FIU	4 12	154 H	Charlotte	2 4	
						94 H	FIU	6 0	154 H	Charlotte	4 22	
						96 H	McNeese St.	11 5	164 A	Middle Tenn.	4 3	
						96 H	McNeese St.	13 8	164 A	Middle Tenn.	12 1	
						96 H	McNeese St.	8 11	230 A	A&M-Corpus Christi	6 3	
									230 H	A&M-Corpus Christi	4 12	
									274 H	Incarnate Word	2 5	
									274 H	Incarnate Word	8 9	
LAST 15 GAMES												
			164 A	Middle Tenn.	4 3	28 A	Fla. Atlantic	4 5				
			164 A	Middle Tenn.	12 1	151 H	Texas St.	0 6				
			154 H	Charlotte	2 4	32 H	Louisiana Tech	5 4				
			154 H	Charlotte	4 22							
			274 H	Incarnate Word	8 9							

Non-Div. I Games:

UTSA

28 A Fla. Atlantic	1	3
28 A Fla. Atlantic	5	13

U
T
S
A

U
T
S
A

Average RPI Win:		140	WON-LOST RECORD		WINNING PCT. RANK	LAST 15 GAMES		STRENGTH OF SCHEDULE		OPP. STRENGTH OF SCHEDULE	TEAM RPI	ADJ RPI		CONF. RPI	ADJ CONF. RPI		
Average RPI Loss:		93															
DIV. I ONLY		21-38-0		.35593	247	8-7-0		61		118	188	.48104	188	13	13		
DIV. I NON-CONF.		8-17-0		.32	246	0-1-0		39		45	185	.47976	185	11	11		
TOTALS		RPI 1-25		RPI 26-50		W-L RECORDS		RPI 51-100		RPI 101-150		RPI 150+					
21-38-0		0-4-0		4-7-0		OVERALL		3-17-0		6-3-0		8-7-0					
12-18-0		0-1-0		2-3-0		HOME		2-9-0		3-2-0		5-3-0					
7-17-0		0-3-0		2-4-0		AWAY		1-6-0		2-0-0		2-4-0					
2-3-0		0-0-0		0-0-0		NEUTRAL		0-2-0		1-1-0		1-0-0					
8-17-0		0-4-0		2-3-0		NON-CONFERENCE		1-5-0		3-2-0		2-3-0					
5-9-0		0-1-0		1-1-0		HOME		1-4-0		1-1-0		2-2-0					
3-7-0		0-3-0		1-0-		AWAY		0-1-0		2-0-0		0-1-0					
0-1-0		0-0-0		0-0-0		NEUTRAL		0-0-0		0-1-0		0-0-0					
13-21-0		0-0-0		2-4-0		CONFERENCE		2-12-0		3-1-0		6-4-0					
7-9-0		0-0-0		1-2-0		HOME		1-5-0		2-1-0		3-1-0					
4-10-0		0-0-0		1-2-0		AWAY		1-5-0		0-0-0		2-3-0					
2-2-0		0-0-0		0-0-0		NEUTRAL		0-2-0		1-0-0		1-0-0					
RPI	S	Opponent		Score		RPI	S	Opponent		Score		RPI	S	Opponent		Score	
14	A	Texas Tech		1	3	29	H	Bryant		2	10	51	A	Long Beach St.		2	4
14	A	Texas Tech		2	7	43	A	Cal St. Fullerton		1	8	51	H	Long Beach St.		6	5
14	A	Texas Tech		0	10	43	H	Cal St. Fullerton		7	2	67	H	Kentucky		0	6
23	H	Arizona		3	7	46	A	New Mexico		5	10	85	H	Oregon		2	8
						46	A	New Mexico		10	9	85	H	Oregon		5	10
						46	A	New Mexico		7	13	85	H	Oregon		3	4
						46	H	New Mexico		2	4	89	A	Nevada		6	7
						46	H	New Mexico		3	5	89	A	Nevada		2	3
						46	H	New Mexico		11	6	89	A	Nevada		5	6
						49	A	Oregon St.		6	9	89	H	Nevada		9	13
						49	A	Oregon St.		6	5	89	H	Nevada		0	5
												89	H	Nevada		5	8
												89	N	Nevada		5	13
												89	N	Nevada		3	5
												93	A	Fresno St.		3	4
												93	A	Fresno St.		4	2
												93	A	Fresno St.		0	1
												93	H	Fresno St.		5	4
												93	H	Fresno St.		2	3
												93	H	Fresno St.		5	10
						LAST 15 GAMES											
						89	N	Nevada		3	5	152	A	UC Riverside		3	8
						137	N	UNLV		18	8	176	H	Air Force		11	5
						89	N	Nevada		5	13	176	H	Air Force		8	5
						232	N	San Jose St.		7	3						
						232	A	San Jose St.		6	0						
												256	H	Northwestern		7	13
												256	H	Northwestern		15	10
												256	H	Northwestern		11	6

Non-Div. I Games:

San Diego St.

232 A San Jose St.	1	2
232 A San Jose St.	5	0

S
a
n
D
i
e
g
o
S
t
.

S
a
n
D
i
e
g
o
S
t
.

Average RPI Win:		204	WON-LOST RECORD		WINNING PCT. RANK	LAST 15 GAMES		STRENGTH OF SCHEDULE		OPP. STRENGTH OF SCHEDULE	TEAM RPI	ADJ RPI		CONF. RPI	ADJ CONF. RPI				
Average RPI Loss:		126																	
DIV. I ONLY			24-30-0		.44444	190	8-7-0		204	201	189	.48077	189	19	19				
DIV. I NON-CONF.			8-16-0		.33333	239	1-0-0		243	187	233	.4566	233	14	14				
TOTALS		RPI 1-25		RPI 26-50		W-L RECORDS		RPI 51-100		RPI 101-150		RPI 150+							
24-30-0		0-3-0		1-9-0		OVERALL		0-1-0		7-8-0		16-9-0							
12-7-0		0-0-0		1-2-0		HOME		0-0-0		3-2-0		8-3-0							
11-21-0		0-3-0		0-6-0		AWAY		0-1-0		4-5-0		7-6-0							
1-2-0		0-0-0		0-1-0		NEUTRAL		0-0-0		0-1-0		1-0-0							
8-16-0		0-3-0		0-4-0		NON-CONFERENCE		0-1-0		1-3-0		7-5-0							
3-1-0		0-0-0		0-0-0		HOME		0-0-0		0-0-0		3-1-0							
5-15-0		0-3-0		0-0-		AWAY		0-1-0		1-3-0		4-4-0							
0-0-0		0-0-0		0-0-0		NEUTRAL		0-0-0		0-0-0		0-0-0							
16-14-0		0-0-0		1-5-0		CONFERENCE		0-0-0		6-5-0		9-4-0							
9-6-0		0-0-0		1-2-0		HOME		0-0-0		3-2-0		5-2-0							
6-6-0		0-0-0		0-2-0		AWAY		0-0-0		3-2-0		3-2-0							
1-2-0		0-0-0		0-1-0		NEUTRAL		0-0-0		0-1-0		1-0-0							
RPI	S	Opponent		Score		RPI	S	Opponent		Score		RPI	S	Opponent		Score			
9	A	Vanderbilt		0	9	37	A	Michigan		2	10	95	A	Notre Dame		5	9		
9	A	Vanderbilt		8	20	37	A	Michigan		4	10			126 A Missouri		5	13		
9	A	Vanderbilt		5	6	37	A	Michigan		0	5			126 A Missouri		4	2		
						37	A	Michigan		4	5			126 A Missouri		5	10		
						42	A	Wright St.		4	9			136 A Valparaiso		1	2		
						42	A	Wright St.		4	5			136 A Valparaiso		5	0		
						42	H	Wright St.		3	4			136 A Valparaiso		4	3		
						42	H	Wright St.		11	1			136 H Valparaiso		5	3		
						42	H	Wright St.		5	12			136 H Valparaiso		2	5		
						42	N	Wright St.		3	11			136 N Valparaiso		2	4		
														143 A Milwaukee		3	2		
														143 A Milwaukee		1	5		
														143 H Milwaukee		6	5		
														143 H Milwaukee		2	7		
														143 H Milwaukee		10	3		
														167 H Oakland		3	0		
														167 H Oakland		6	0		
														167 H Oakland		4	5		
														167 N Oakland		10	9		
														212 A Northern Ill.		6	11		
														212 H Northern Ill.		2	5		
														244 A Northern Ky.		6	3		
														244 A Northern Ky.		4	1		
														244 A Northern Ky.		6	12		
														244 H Northern Ky.		5	2		
														244 H Northern Ky.		5	4		
														256 A Northwestern		7	0		
				LAST 15 GAMES															
				42	N	Wright St.		3	11	42	A	Wright St.		4	9				
				136	N	Valparaiso		2	4	259	H	Youngstown St.		7	2				
				167	N	Oakland		10	9	259	H	Youngstown St.		0	1				
				42	H	Wright St.		5	12										
				42	H	Wright St.		11	1										

Non-Div. I Games: Roosevelt 7 6

Ill.-Chicago

42 H Wright St.	3	4
42 A Wright St.	4	5

RPI	S	Opponent	Score	
256	H	Northwestern	11	2
256	H	Northwestern	5	4
259	A	Youngstown St.	1	9
259	A	Youngstown St.	15	1
259	H	Youngstown St.	7	2
259	H	Youngstown St.	0	1
282	A	Texas Southern	22	8
282	A	Texas Southern	17	3
282	A	Texas Southern	22	5
282	A	Texas Southern	5	8
293	A	Chicago St.	3	6
293	A	Chicago St.	1	3
293	H	Chicago St.	5	0

Average RPI Win:	201	WON-LOST RECORD	WINNING PCT. RANK	LAST 15 GAMES	STRENGTH OF SCHEDULE	OPP. STRENGTH OF SCHEDULE	TEAM RPI	ADJ RPI	CONF. RPI	ADJ CONF. RPI					
DIV. I ONLY		33-27-0	.55	106	7-8-0	250	168	190	.48069	190	21	21			
DIV. I NON-CONF.		14-12-0	.53846	123	0-2-0	279	140	236	.4555	236	23	23			
<hr/>															
TOTALS	RPI 1-25		RPI 26-50		W-L RECORDS		RPI 51-100		RPI 101-150		RPI 150+				
33-27-0	0-1-0		0-0-0		OVERALL		4-8-0		3-7-0		26-11-0				
18-15-0	0-0-0		0-0-0		HOME		2-4-0		0-3-0		16-8-0				
13-9-0	0-0-0		0-0-0		AWAY		2-2-0		2-4-0		9-3-0				
2-3-0	0-1-0		0-0-0		NEUTRAL		0-2-0		1-0-0		1-0-0				
14-12-0	0-1-0		0-0-0		NON-CONFERENCE		0-1-0		1-5-0		13-5-0				
10-8-0	0-0-0		0-0-0		HOME		0-0-0		0-3-0		10-5-0				
4-3-0	0-0-0		0-0-		AWAY		0-1-0		1-2-0		3-0-0				
0-1-0	0-1-0		0-0-0		NEUTRAL		0-0-0		0-0-0		0-0-0				
19-15-0	0-0-0		0-0-0		CONFERENCE		4-7-0		2-2-0		13-6-0				
8-7-0	0-0-0		0-0-0		HOME		2-4-0		0-0-0		6-3-0				
9-6-0	0-0-0		0-0-0		AWAY		2-1-0		1-2-0		6-3-0				
2-2-0	0-0-0		0-0-0		NEUTRAL		0-2-0		1-0-0		1-0-0				
RPI	S	Opponent	Score	RPI	S	Opponent	Score	RPI	S	Opponent	Score				
9	N	Vanderbilt	2 8					68	A	Southeast Mo. St.	4 3	116	A	Morehead St.	0 9
								68	A	Southeast Mo. St.	2 9	116	A	Morehead St.	11 12
								68	A	Southeast Mo. St.	6 5	116	A	Morehead St.	20 8
								81	A	Tennessee	3 5	116	N	Morehead St.	8 0
								83	H	Jacksonville St.	11 26	123	A	Southern Ill.	1 11
								83	H	Jacksonville St.	2 4	123	H	Southern Ill.	4 8
								83	H	Jacksonville St.	9 7	131	A	Western Ky.	2 3
								99	H	Austin Peay	3 6	131	H	Western Ky.	4 10
								99	H	Austin Peay	5 6	138	A	Evansville	11 1
								99	H	Austin Peay	15 0	138	H	Evansville	7 13
								99	N	Austin Peay	7 12	164	A	Middle Tenn.	9 4
								99	N	Austin Peay	4 7	164	H	Middle Tenn.	3 4
												165	H	Miami (OH)	14 16
												192	H	Tennessee Tech	1 5
												192	H	Tennessee Tech	7 1
												192	H	Tennessee Tech	4 6
												192	N	Tennessee Tech	9 8
												194	A	Lipscomb	5 3
												194	H	Lipscomb	23 6
												198	A	Murray St.	1 4
												198	A	Murray St.	12 3
												198	A	Murray St.	14 10
												206	A	Memphis	8 7
												206	H	Memphis	12 6
												212	H	Northern Ill.	15 13
												212	H	Northern Ill.	5 4
												212	H	Northern Ill.	1 4

Non-Div. I Games:

Belmont

68 A Southeast Mo. St.	4	3
68 A Southeast Mo. St.	2	9

RPI	S	Opponent	Score	
214	H	Eastern Ky.	6	5
214	H	Eastern Ky.	1	2
214	H	Eastern Ky.	6	5
219	H	Illinois St.	13	10
219	H	Illinois St.	7	5
219	H	Illinois St.	5	23
229	H	Western Mich.	3	1
254	H	Army West Point	20	7
259	H	Youngstown St.	4	3
259	H	Youngstown St.	3	7
259	H	Youngstown St.	12	6
264	H	UT Martin	7	3
264	H	UT Martin	23	7
264	H	UT Martin	10	8
272	A	Eastern Ill.	6	1
272	A	Eastern Ill.	8	9
272	A	Eastern Ill.	21	9
280	A	SIUE	8	9
280	A	SIUE	12	0
280	A	SIUE	6	5

W
o
f
f
o
r
d

Wofford

247	H	ETSU	10	0
247	H	ETSU	3	5

RPI	S	Opponent	Score	
237	H	Ohio	5	3
237	H	Ohio	6	3
237	H	Ohio	2	16
238	N	Charleston So.	4	0
247	H	ETSU	7	6
247	H	ETSU	10	0
247	H	ETSU	3	5
249	H	Cornell	5	1
249	H	Cornell	2	6
249	H	Cornell	5	12
257	A	VMI	5	3
257	A	VMI	10	7
257	A	VMI	12	4
260	H	The Citadel	10	8
260	H	The Citadel	10	9
260	H	The Citadel	10	5
265	H	Lafayette	14	8
269	H	Rider	12	4
273	H	George Mason	11	6
285	A	UNC Asheville	8	10
285	H	UNC Asheville	8	5

W
o
f
f
o
r
d

W
o
f
f
o
r
d

Average RPI Win:	211	WON-LOST RECORD	WINNING PCT. RANK	LAST 15 GAMES	STRENGTH OF SCHEDULE	OPP. STRENGTH OF SCHEDULE	TEAM RPI	ADJ RPI	CONF. RPI	ADJ CONF. RPI		
DIV. I ONLY		31-24-0	.56364	96	9-6-0	268	197	192	.48042	192	21	21
DIV. I NON-CONF.		14-9-0	.6087	81	2-2-0	291	230	210	.4697	210	23	23
<hr/>												
TOTALS	RPI 1-25	RPI 26-50		W-L RECORDS		RPI 51-100		RPI 101-150		RPI 150+		
31-24-0	0-0-0	0-0-0		OVERALL		4-6-0		2-6-0		25-12-0		
19-10-0	0-0-0	0-0-0		HOME		4-5-0		0-0-0		15-5-0		
12-12-0	0-0-0	0-0-0		AWAY		0-1-0		2-5-0		10-6-0		
0-2-0	0-0-0	0-0-0		NEUTRAL		0-0-0		0-1-0		0-1-0		
14-9-0	0-0-0	0-0-0		NON-CONFERENCE		0-1-0		2-2-0		12-6-0		
9-5-0	0-0-0	0-0-0		HOME		0-0-0		0-0-0		9-5-0		
5-4-0	0-0-0	0-0-		AWAY		0-1-0		2-2-0		3-1-0		
0-0-0	0-0-0	0-0-0		NEUTRAL		0-0-0		0-0-0		0-0-0		
17-15-0	0-0-0	0-0-0		CONFERENCE		4-5-0		0-4-0		13-6-0		
10-5-0	0-0-0	0-0-0		HOME		4-5-0		0-0-0		6-0-0		
7-8-0	0-0-0	0-0-0		AWAY		0-0-0		0-3-0		7-5-0		
0-2-0	0-0-0	0-0-0		NEUTRAL		0-0-0		0-1-0		0-1-0		
RPI	S	Opponent	Score	RPI	S	Opponent	Score	RPI	S	Opponent	Score	
						68 H Southeast Mo. St.	4 3	111 A Central Ark.	6	14		
						68 H Southeast Mo. St.	7 2	116 A Morehead St.	6	11		
						68 H Southeast Mo. St.	1 7	116 A Morehead St.	4	5		
						81 A Tennessee	1 9	116 A Morehead St.	1	6		
						83 H Jacksonville St.	3 9	116 N Morehead St.	2	3		
						83 H Jacksonville St.	14 15	129 A Little Rock	15	2		
						83 H Jacksonville St.	7 6	129 A Little Rock	14	7		
						99 H Austin Peay	2 10	129 A Little Rock	5	10		
						99 H Austin Peay	14 3	159 A Kennesaw St.	6	5		
						99 H Austin Peay	4 9	159 H Kennesaw St.	24	9		
								164 A Middle Tenn.	9	6		
								164 H Middle Tenn.	3	9		
								165 H Miami (OH)	10	6		
								165 H Miami (OH)	10	11		
								165 H Miami (OH)	4	9		
								190 A Belmont	6	4		
								190 A Belmont	5	1		
								190 A Belmont	1	7		
								190 N Belmont	8	9		
								194 A Lipscomb	8	12		
								194 H Lipscomb	14	11		
					LAST 15 GAMES			198 A Murray St.	7	8		
					190 N Belmont	8 9	190 A Belmont	5 1	198 A Murray St.	3 4		
					116 N Morehead St.	2 3	190 A Belmont	6 4	198 A Murray St.	7 8		
					214 H Eastern Ky.	7 5	194 A Lipscomb	8 12	214 H Eastern Ky.	7 5		
					214 H Eastern Ky.	7 6			214 H Eastern Ky.	7 4		
					214 H Eastern Ky.	7 4			214 H Eastern Ky.	7 6		

Non-Div. I Games:

Tennessee Tech

285	H	UNC Asheville	9	4
190	A	Belmont	1	7

RPI	S	Opponent	Score	
261	H	Bucknell	9	3
261	H	Bucknell	2	3
261	H	Bucknell	5	6
264	H	UT Martin	10	2
264	H	UT Martin	5	3
264	H	UT Martin	12	3
266	H	Western Ill.	6	3
266	H	Western Ill.	13	12
266	H	Western Ill.	6	5
272	A	Eastern Ill.	5	3
272	A	Eastern Ill.	8	6
272	A	Eastern Ill.	8	3
280	A	SIUE	13	3
280	A	SIUE	14	2
280	A	SIUE	4	5
285	H	UNC Asheville	9	4
297	A	Alabama A&M	34	6
297	H	Alabama A&M	11	6

Tennessee Tech

T
e
n
n
e
s
s
e
e
T
e
c
h

T
e
n
n
e
s
s
e
e
T
e
c
h

230	H	A&M-Corpus Christi	9	11
282	A	Texas Southern	7	6

RPI	S	Opponent	Score	
274	H	Incarnate Word	3	1
274	H	Incarnate Word	2	3
274	H	Incarnate Word	2	0
281	A	UTRGV	6	2
282	A	Texas Southern	7	6
282	H	Texas Southern	7	3
298	A	Prairie View	21	17
298	H	Prairie View	5	3

Houston Baptist

H
o
u
s
t
o
n
B
a
p
t
i
s
t

H
o
u
s
t
o
n
B
a
p
t
i
s
t

Average RPI Win: 207		WON-LOST	WINNING	LAST 15	STRENGTH OF		OPP. STRENGTH	TEAM	ADJ	CONF.	ADJ CONF.
Average RPI Loss: 107		RECORD	PCT. RANK	GAMES	SCHEDULE		OF SCHEDULE	RPI	RPI	RPI	RPI
DIV. I ONLY		31-27-0	.53448	119	9-6-0		238	155	194	.47982	194
DIV. I NON-CONF.		18-16-0	.52941	131	2-0-0		278	190	234	.45577	234
TOTALS		RPI 1-25	RPI 26-50		W-L RECORDS		RPI 51-100		RPI 101-150		RPI 150+
31-27-0		0-4-0	0-3-0		OVERALL		4-6-0		4-5-0		23-9-0
25-9-0		0-0-0	0-0-0		HOME		2-2-0		1-3-0		22-4-0
5-16-0		0-4-0	0-3-0		AWAY		1-3-0		3-1-0		1-5-0
1-2-0		0-0-0	0-0-0		NEUTRAL		1-1-0		0-1-0		0-0-0
18-16-0		0-4-0	0-3-0		NON-CONFERENCE		1-1-0		0-2-0		17-6-0
18-4-0		0-0-0	0-0-0		HOME		1-0-0		0-1-0		17-3-0
0-12-0		0-4-0	0-0-		AWAY		0-1-0		0-1-0		0-3-0
0-0-0		0-0-0	0-0-0		NEUTRAL		0-0-0		0-0-0		0-0-0
13-11-0		0-0-0	0-0-0		CONFERENCE		3-5-0		4-3-0		6-3-0
7-5-0		0-0-0	0-0-0		HOME		1-2-0		1-2-0		5-1-0
5-4-0		0-0-0	0-0-0		AWAY		1-2-0		3-0-0		1-2-0
1-2-0		0-0-0	0-0-0		NEUTRAL		1-1-0		0-1-0		0-0-0
RPI S	Opponent	Score	RPI S	Opponent	Score	RPI S	Opponent	Score	RPI S	Opponent	Score
9 A	Vanderbilt	3 4	36 A	Georgia	8 9	61 A	North Florida	6 1	105 H	FGCU	4 19
22 A	Dallas Baptist	1 9	36 A	Georgia	2 8	61 A	North Florida	5 6	105 H	FGCU	4 7
22 A	Dallas Baptist	3 10	36 A	Georgia	0 1	61 A	North Florida	6 13	105 H	FGCU	5 4
22 A	Dallas Baptist	5 6				61 N	North Florida	0 1	105 N	FGCU	6 8
						82 H	Jacksonville	9 1	131 A	Western Ky.	0 6
						82 H	Jacksonville	0 2	131 H	Western Ky.	3 4
						82 H	Jacksonville	5 7	150 A	Stetson	9 1
						82 N	Jacksonville	10 8	150 A	Stetson	6 1
						99 A	Austin Peay	8 11	150 A	Stetson	4 3
						99 H	Austin Peay	8 7	159 A	Kennesaw St.	0 4
									159 A	Kennesaw St.	1 10
									159 A	Kennesaw St.	11 9
									164 A	Middle Tenn.	6 9
									164 H	Middle Tenn.	6 1
									165 H	Miami (OH)	13 6
									185 H	Eastern Mich.	12 8
									185 H	Eastern Mich.	4 17
									185 H	Eastern Mich.	4 1
									190 A	Belmont	6 23
									190 H	Belmont	3 5
									192 A	Tennessee Tech	11 14
									192 H	Tennessee Tech	12 8
									214 H	Eastern Ky.	3 2
									214 H	Eastern Ky.	7 13
									214 H	Eastern Ky.	4 2
									223 H	USC Upstate	7 6
									223 H	USC Upstate	6 7
LAST 15 GAMES			LAST 15 GAMES			LAST 15 GAMES			LAST 15 GAMES		
105 N	FGCU	6 8	105 H	FGCU	4 7	105 H	FGCU	4 19	105 H	FGCU	5 4
61 N	North Florida	0 1	105 H	FGCU	4 19	105 H	FGCU	5 4	214 H	Eastern Ky.	4 2
82 N	Jacksonville	10 8	105 H	FGCU	5 4	214 H	Eastern Ky.	4 2	223 H	USC Upstate	7 6
150 A	Stetson	6 1	105 H	FGCU	5 4	214 H	Eastern Ky.	4 2	223 H	USC Upstate	6 7
150 A	Stetson	9 1	105 H	FGCU	5 4	214 H	Eastern Ky.	4 2	223 H	USC Upstate	6 7

Non-Div. I Games:

Lipscomb

150	A	Stetson	4	3
99	H	Austin Peay	8	7

RPI	S	Opponent	Score	
223	H	USC Upstate	5	4
229	H	Western Mich.	1	0
254	H	Army West Point	8	6
263	H	NJIT	11	2
263	H	NJIT	12	11
263	H	NJIT	22	12
264	H	UT Martin	12	4
272	H	Eastern Ill.	16	9
297	H	Alabama A&M	10	3
297	H	Alabama A&M	5	4
297	H	Alabama A&M	14	5
300	H	Mississippi Val.	7	1
300	H	Mississippi Val.	16	3
300	H	Mississippi Val.	11	1

L
i
p
s
c
o
m
b

L
i
p
s
c
o
m
b

Average RPI Win:	205	WON-LOST	WINNING	LAST 15	STRENGTH OF	OPP. STRENGTH	TEAM	ADJ	CONF.	ADJ CONF.	
Average RPI Loss:	180	RECORD	PCT. RANK	GAMES	SCHEDULE	OF SCHEDULE	RPI	RPI	RPI	RPI	
DIV. I ONLY	28-24-0	.53846	117	7-8-0	242	258	197	.4783	195	24	24
DIV. I NON-CONF.	17-11-0	.60714	83	3-2-0	265	274	175	.48409	175	25	25
<hr/>											
TOTALS	RPI 1-25	RPI 26-50		W-L RECORDS		RPI 51-100		RPI 101-150		RPI 150+	
28-24-0	0-0-0	0-2-0		OVERALL		2-2-0		5-4-0		21-16-0	
17-9-0	0-0-0	0-0-0		HOME		0-0-0		3-3-0		14-6-0	
7-14-0	0-0-0	0-2-0		AWAY		2-2-0		0-1-0		5-9-0	
4-1-0	0-0-0	0-0-0		NEUTRAL		0-0-0		2-0-0		2-1-0	
<hr/>											
17-11-0	0-0-0	0-2-0		NON-CONFERENCE		0-1-0		4-2-0		13-6-0	
10-4-0	0-0-0	0-0-0		HOME		0-0-0		2-1-0		8-3-0	
3-6-0	0-0-0	0-0-		AWAY		0-1-0		0-1-0		3-2-0	
4-1-0	0-0-0	0-0-0		NEUTRAL		0-0-0		2-0-0		2-1-0	
<hr/>											
11-13-0	0-0-0	0-0-0		CONFERENCE		2-1-0		1-2-0		8-10-0	
7-5-0	0-0-0	0-0-0		HOME		0-0-0		1-2-0		6-3-0	
4-8-0	0-0-0	0-0-0		AWAY		2-1-0		0-0-0		2-7-0	
0-0-0	0-0-0	0-0-0		NEUTRAL		0-0-0		0-0-0		0-0-0	
<hr/>											
RPI	S	Opponent	Score	RPI	S	Opponent	Score	RPI	S	Opponent	Score
				26	A	Wake Forest	4 17	64	A	Col. of Charleston	3 5
				27	A	UNCW	9 12	75	A	VCU	1 2
								75	A	VCU	6 4
								75	A	VCU	5 4
								102	H	Princeton	3 5
								113	H	Liberty	10 9
								117	N	Western Caro.	3 1
								120	A	William & Mary	8 12
								121	H	Penn St.	6 5
								135	N	St. John's (NY)	14 10
								139	H	Saint Joseph's	5 6
								139	H	Saint Joseph's	3 7
								139	H	Saint Joseph's	4 2
								165	H	Miami (OH)	7 14
								165	H	Miami (OH)	10 3
								168	H	Davidson	2 14
								168	H	Davidson	8 7
								168	H	Davidson	4 3
								171	H	UMBC	5 10
								178	A	James Madison	17 5
								178	H	James Madison	8 1
								201	A	Fordham	0 1
								201	A	Fordham	7 6
								201	A	Fordham	3 7
								207	A	George Washington	4 8
								207	A	George Washington	6 7
								207	A	George Washington	5 7
								208	A	Elon	10 5
								208	A	Elon	16 4
								208	A	Elon	16 4
								225	N	Towson	2 3
								234	N	Harvard	9 2

Non-Div. I Games:

Richmond

299	H	Coppin St.	5	6
178	A	James Madison	17	5

RPI	S	Opponent	Score	
242	H	Saint Louis	7	13
242	H	Saint Louis	4	2
242	H	Saint Louis	5	3
251	H	Massachusetts	14	4
251	H	Massachusetts	6	3
251	H	Massachusetts	3	8
257	H	VMI	15	3
260	A	The Citadel	2	6
270	A	Norfolk St.	4	7
273	A	George Mason	0	1
273	A	George Mason	10	1
273	A	George Mason	2	3
279	H	NYIT	9	1
294	H	UMES	15	0
294	H	UMES	7	4
295	H	Saint Peter's	10	0
295	H	Saint Peter's	12	2
295	N	Saint Peter's	12	6
299	H	Coppin St.	5	6

C
a
n
i
s
i
u
s

Canisius

267 A Niagara	7	3
267 A Niagara	4	1

RPI	S	Opponent	Score	
243	N	Siena	0	5
243	N	Siena	8	4
246	A	Buffalo	3	1
246	A	Buffalo	2	4
246	H	Buffalo	9	5
246	H	Buffalo	4	5
249	H	Cornell	6	4
249	H	Cornell	1	0
252	N	Marist	15	8
259	A	Youngstown St.	10	2
259	A	Youngstown St.	4	8
259	A	Youngstown St.	4	2
267	A	Niagara	4	1
267	A	Niagara	9	4
267	A	Niagara	7	3
269	A	Rider	15	5
269	A	Rider	1	0
269	A	Rider	3	5
277	A	La Salle	3	4
284	H	Iona	7	6
284	H	Iona	10	0
284	H	Iona	10	0
295	H	Saint Peter's	9	0
295	H	Saint Peter's	11	7
295	H	Saint Peter's	8	7

Canisius

C
a
n
i
s
i
u
s

C
a
n
i
s
i
u
s

Average RPI Win: 188		WON-LOST	WINNING	LAST 15	STRENGTH OF		OPP. STRENGTH	TEAM	ADJ	CONF.	ADJ CONF.						
Average RPI Loss: 175		RECORD	PCT. RANK	GAMES	SCHEDULE		OF SCHEDULE	RPI	RPI	RPI	RPI						
DIV. I ONLY		24-25-0	.4898	164	6-7-0		222	257	195	.47784	197	22	22				
DIV. I NON-CONF.		12-7-0	.63158	72	1-0-0		148	278	75	.53623	77	24	24				
<hr/>																	
TOTALS		RPI 1-25		RPI 26-50		W-L RECORDS		RPI 51-100		RPI 101-150		RPI 150+					
24-25-0		0-0-0		1-0-0		OVERALL		6-7-0		0-0-0		17-18-0					
12-5-0		0-0-0		0-0-0		HOME		3-1-0		0-0-0		9-4-0					
9-15-0		0-0-0		0-0-0		AWAY		3-5-0		0-0-0		6-10-0					
3-5-0		0-0-0		1-0-0		NEUTRAL		0-1-0		0-0-0		2-4-0					
<hr/>																	
12-7-0		0-0-0		1-0-0		NON-CONFERENCE		4-3-0		0-0-0		7-4-0					
2-0-0		0-0-0		0-0-0		HOME		1-0-0		0-0-0		1-0-0					
7-2-0		0-0-0		0-0-		AWAY		3-2-0		0-0-0		4-0-0					
3-5-0		0-0-0		1-0-0		NEUTRAL		0-1-0		0-0-0		2-4-0					
<hr/>																	
12-18-0		0-0-0		0-0-0		CONFERENCE		2-4-0		0-0-0		10-14-0					
10-5-0		0-0-0		0-0-0		HOME		2-1-0		0-0-0		8-4-0					
2-13-0		0-0-0		0-0-0		AWAY		0-3-0		0-0-0		2-10-0					
0-0-0		0-0-0		0-0-0		NEUTRAL		0-0-0		0-0-0		0-0-0					
<hr/>																	
RPI	S	Opponent	Score	RPI	S	Opponent	Score	RPI	S	Opponent	Score	RPI	S	Opponent	Score		
				39	N	Boston College	4 2	52	A	Minnesota	0 10	175	A	Omaha	2 12		
								52	H	Minnesota	7 4	175	A	Omaha	2 1		
								57	A	Oral Roberts	6 8	175	A	Omaha	8 9		
								57	A	Oral Roberts	3 6	175	H	Omaha	2 7		
								57	A	Oral Roberts	3 10	175	H	Omaha	0 6		
								57	H	Oral Roberts	4 3	175	H	Omaha	4 3		
								57	H	Oral Roberts	3 4	205	A	IPFW	2 3		
								57	H	Oral Roberts	4 3	205	A	IPFW	1 2		
								73	N	Michigan St.	5 9	205	A	IPFW	1 3		
								77	A	Lamar	3 0	205	H	IPFW	12 6		
								77	A	Lamar	6 7	205	H	IPFW	15 5		
								77	A	Lamar	7 5	205	H	IPFW	7 1		
								77	A	Lamar	7 6	220	N	Central Mich.	4 11		
												222	N	St. Bonaventure	0 2		
												222	N	St. Bonaventure	1 6		
												227	A	South Dakota St.	7 14		
												227	A	South Dakota St.	2 5		
												227	A	South Dakota St.	3 11		
												227	H	South Dakota St.	4 1		
												227	H	South Dakota St.	4 7		
												227	H	South Dakota St.	4 2		
												229	N	Western Mich.	4 2		
												241	N	Maine	4 3		
												254	N	Army West Point	3 6		
												266	A	Western Ill.	3 1		
												266	A	Western Ill.	4 9		
												266	A	Western Ill.	6 7		
<hr/>																	
Non-Div. I Games:		Valley City St.		6	5	Mary		1	0	Concordia-M'head		4	3	Concordia-M'head		10	1
		Minot St.		13	7											North Dakota St.	

205 A IPFW	2	3
175 H Omaha	4	3

RPI	S	Opponent	Score	
266	H	Western Ill.	12	3
266	H	Western Ill.	8	12
266	H	Western Ill.	3	0
271	A	Ark.-Pine Bluff	7	4
271	A	Ark.-Pine Bluff	2	0
271	A	Ark.-Pine Bluff	8	7
290	A	North Dakota	4	2
290	H	North Dakota	15	4

North Dakota St.

N
o
r
t
h
D
a
k
o
t
a
S
t
.

N
o
r
t
h
D
a
k
o
t
a
S
t
.

Average RPI Win:	201												
Average RPI Loss:	135	WON-LOST RECORD	WINNING PCT. RANK	LAST 15 GAMES		STRENGTH OF SCHEDULE	OPP. STRENGTH OF SCHEDULE	TEAM RPI	ADJ RPI	CONF. RPI	ADJ CONF. RPI		
DIV. I ONLY		25-28-0	.4717 175	7-8-0		194	191	196	.4773 198	21	21		
DIV. I NON-CONF.		10-13-0	.43478 189	1-2-0		153	186	192	.47575 192	23	23		
TOTALS	RPI 1-25		RPI 26-50	W-L RECORDS		RPI 51-100			RPI 101-150		RPI 150+		
25-28-0	0-1-0		0-3-0	OVERALL		2-9-0			3-4-0		20-11-0		
17-10-0	0-0-0		0-3-0	HOME		0-0-0			3-2-0		14-5-0		
8-17-0	0-1-0		0-0-0	AWAY		2-8-0			0-2-0		6-6-0		
0-1-0	0-0-0		0-0-0	NEUTRAL		0-1-0			0-0-0		0-0-0		
10-13-0	0-1-0		0-3-0	NON-CONFERENCE		0-2-0			1-3-0		9-4-0		
7-5-0	0-0-0		0-3-0	HOME		0-0-0			1-1-0		6-1-0		
3-7-0	0-1-0		0-0-0	AWAY		0-1-0			0-2-0		3-3-0		
0-1-0	0-0-0		0-0-0	NEUTRAL		0-1-0			0-0-0		0-0-0		
15-15-0	0-0-0		0-0-0	CONFERENCE		2-7-0			2-1-0		11-7-0		
10-5-0	0-0-0		0-0-0	HOME		0-0-0			2-1-0		8-4-0		
5-10-0	0-0-0		0-0-0	AWAY		2-7-0			0-0-0		3-3-0		
0-0-0	0-0-0		0-0-0	NEUTRAL		0-0-0			0-0-0		0-0-0		
RPI S Opponent Score			RPI S Opponent Score			RPI S Opponent Score			RPI S Opponent Score				
5 A Ole Miss 3 8			40 H Creighton 2 7			67 A Kentucky 1 11			116 H Morehead St. 5 4				
			40 H Creighton 5 10			67 N Kentucky 1 4			116 H Morehead St. 6 12				
			40 H Creighton 4 9			68 A Southeast Mo. St. 4 7			116 H Morehead St. 10 3				
						68 A Southeast Mo. St. 4 3			123 A Southern Ill. 4 5				
						68 A Southeast Mo. St. 3 10			123 H Southern Ill. 7 3				
						83 A Jacksonville St. 6 5			138 A Evansville 1 5				
						83 A Jacksonville St. 4 11			138 H Evansville 1 2				
						83 A Jacksonville St. 7 22			163 A Bethune-Cookman 2 3				
						99 A Austin Peay 4 10			163 A Bethune-Cookman 5 0				
						99 A Austin Peay 2 6			163 A Bethune-Cookman 0 6				
						99 A Austin Peay 11 16			190 H Belmont 3 12				
									190 H Belmont 10 14				
									190 H Belmont 4 1				
									192 H Tennessee Tech 4 3				
									192 H Tennessee Tech 8 7				
									192 H Tennessee Tech 8 7				
									200 A Kansas 8 14				
									200 A Kansas 14 9				
									205 H IPFW 9 4				
									206 H Memphis 10 6				
									212 H Northern Ill. 17 4				
									212 H Northern Ill. 10 12				
									212 H Northern Ill. 15 12				
									212 H Northern Ill. 29 16				
									214 A Eastern Ky. 14 5				
									214 A Eastern Ky. 8 6				
									214 A Eastern Ky. 3 8				
Non-Div. I Games:	Kentucky St.		18 5 Lindenwood (IL) 8 11			Harris-Stowe		13 4			Murray St.		

Murray St.

214	A	Eastern Ky.	3	8
214	A	Eastern Ky.	8	6

Through Games Of May 28, 2016

RPI	S	Opponent	Score	
242	A	Saint Louis	9	1
264	A	UT Martin	7	4
264	A	UT Martin	6	19
264	A	UT Martin	5	6
272	H	Eastern Ill.	3	9
272	H	Eastern Ill.	9	4
272	H	Eastern Ill.	31	11
280	H	SIUE	8	9
280	H	SIUE	4	0
280	H	SIUE	6	4
297	H	Alabama A&M	11	3

Murray St.

M
u
r
r
a
y
S
t
.

M
u
r
r
a
y
S
t
.

Average RPI Win: 157		WON-LOST	WINNING	LAST 15	STRENGTH OF		OPP. STRENGTH	TEAM	ADJ	CONF.	ADJ CONF.
Average RPI Loss: 80		RECORD	PCT. RANK	GAMES	SCHEDULE		OF SCHEDULE	RPI	RPI	RPI	RPI
DIV. I ONLY		19-36-0	.34545	254	6-9-0		98	29	199	.47565	199
DIV. I NON-CONF.		13-12-0	.52	135	4-1-0		287	214	242	.4523	242
TOTALS		RPI 1-25	RPI 26-50		W-L RECORDS		RPI 51-100		RPI 101-150		RPI 150+
19-36-0		3-15-0	2-4-0		OVERALL		2-6-0		1-4-0		11-7-0
13-15-0		2-4-0	1-2-0		HOME		1-5-0		0-2-0		9-2-0
5-19-0		1-11-0	1-2-0		AWAY		1-1-0		1-1-0		1-4-0
1-2-0		0-0-0	0-0-0		NEUTRAL		0-0-0		0-1-0		1-1-0
13-12-0		0-0-0	0-0-0		NON-CONFERENCE		1-1-0		1-4-0		11-7-0
9-4-0		0-0-0	0-0-0		HOME		0-0-0		0-2-0		9-2-0
3-6-0		0-0-0	0-0-		AWAY		1-1-0		1-1-0		1-4-0
1-2-0		0-0-0	0-0-0		NEUTRAL		0-0-0		0-1-0		1-1-0
6-24-0		3-15-0	2-4-0		CONFERENCE		1-5-0		0-0-0		0-0-0
4-11-0		2-4-0	1-2-0		HOME		1-5-0		0-0-0		0-0-0
2-13-0		1-11-0	1-2-0		AWAY		0-0-0		0-0-0		0-0-0
0-0-0		0-0-0	0-0-0		NEUTRAL		0-0-0		0-0-0		0-0-0
RPI S	Opponent	Score	RPI S	Opponent	Score	RPI S	Opponent	Score	RPI S	Opponent	Score
2 A	Louisville	4 8	26 H	Wake Forest	20 13	60 A	West Virginia	4 5	113 A	Liberty	11 10
2 A	Louisville	0 13	26 H	Wake Forest	6 12	79 A	Old Dominion	22 1	113 H	Liberty	7 22
2 A	Louisville	3 9	26 H	Wake Forest	5 15	80 H	Pittsburgh	3 8	117 A	Western Caro.	10 14
3 H	Miami (FL)	2 7	39 A	Boston College	0 2	80 H	Pittsburgh	5 6	120 H	William & Mary	8 12
3 H	Miami (FL)	14 3	39 A	Boston College	5 0	80 H	Pittsburgh	5 4	148 N	Delaware	6 7
3 H	Miami (FL)	6 11	39 A	Boston College	1 4	95 H	Notre Dame	2 6	162 H	Campbell	1 7
16 A	Virginia	3 8				95 H	Notre Dame	4 16	162 H	Campbell	11 8
16 A	Virginia	6 7				95 H	Notre Dame	2 5	202 A	Radford	8 12
16 A	Virginia	1 4							202 H	Radford	4 3
17 A	North Carolina	1 4							202 N	Radford	1 5
17 A	North Carolina	0 6							215 N	Manhattan	12 7
17 A	North Carolina	4 3							216 H	Quinnipiac	2 4
20 A	Georgia Tech	4 14							216 H	Quinnipiac	13 4
20 A	Georgia Tech	3 8							216 H	Quinnipiac	5 2
20 A	Georgia Tech	8 16							216 H	Quinnipiac	4 3
25 H	Duke	9 19							247 H	ETSU	11 0
25 H	Duke	3 2							257 A	VMI	3 5
25 H	Duke	1 3							260 A	The Citadel	12 0
									260 A	The Citadel	2 4
									260 A	The Citadel	4 5
									292 H	Alcorn	9 4
									292 H	Alcorn	9 2
									292 H	Alcorn	23 7
LAST 15 GAMES											
16 A	Virginia	1 4	292 H	Alcorn	9 2						
16 A	Virginia	6 7	292 H	Alcorn	9 4						
16 A	Virginia	3 8	60 A	West Virginia	4 5						
26 H	Wake Forest	5 15									
26 H	Wake Forest	20 13									

Non-Div. I Games:

Virginia Tech

26	H	Wake Forest	6	12
292	H	Alcorn	23	7

Average RPI Win: 161		WON-LOST	WINNING	LAST 15	STRENGTH OF		OPP. STRENGTH	TEAM	ADJ	CONF.	ADJ CONF.
Average RPI Loss: 77		RECORD	PCT. RANK	GAMES	SCHEDULE		OF SCHEDULE	RPI	RPI	RPI	RPI
DIV. I ONLY		17-35-1	.33019	262	75		70	200	.47404	200	3
DIV. I NON-CONF.		11-18-1	.38333	216	128		145	214	.46791	214	4
TOTALS		RPI 1-25	RPI 26-50		W-L RECORDS		RPI 51-100		RPI 101-150		RPI 150+
17-35-1		1-5-0	0-6-0		OVERALL		4-13-0		4-9-0		8-2-1
12-12-1		1-5-0	0-0-0		HOME		3-6-0		0-0-0		8-1-1
4-19-0		0-0-0	0-3-0		AWAY		0-6-0		4-9-0		0-1-0
1-4-0		0-0-0	0-3-0		NEUTRAL		1-1-0		0-0-0		0-0-0
11-18-1		0-0-0	0-3-0		NON-CONFERENCE		2-10-0		1-3-0		8-2-1
9-4-1		0-0-0	0-0-0		HOME		1-3-0		0-0-0		8-1-1
1-10-0		0-0-0	0-0-		AWAY		0-6-0		1-3-0		0-1-0
1-4-0		0-0-0	0-3-0		NEUTRAL		1-1-0		0-0-0		0-0-0
6-17-0		1-5-0	0-3-0		CONFERENCE		2-3-0		3-6-0		0-0-0
3-8-0		1-5-0	0-0-0		HOME		2-3-0		0-0-0		0-0-0
3-9-0		0-0-0	0-3-0		AWAY		0-0-0		3-6-0		0-0-0
0-0-0		0-0-0	0-0-0		NEUTRAL		0-0-0		0-0-0		0-0-0
RPI S	Opponent	Score	RPI S	Opponent	Score	RPI S	Opponent	Score	RPI S	Opponent	Score
14 H	Texas Tech	2 9	33 A	Oklahoma St.	3 4	52 A	Minnesota	7 19	112 A	Baylor	2 5
14 H	Texas Tech	3 10	33 A	Oklahoma St.	2 9	52 A	Minnesota	7 12	112 A	Baylor	1 2
14 H	Texas Tech	3 6	33 A	Oklahoma St.	1 8	54 H	BYU	10 11	112 A	Baylor	6 1
18 H	TCU	0 8	45 N	Nebraska	1 3	54 H	BYU	2 8	127 A	Samford	2 3
18 H	TCU	4 3	49 N	Oregon St.	3 9	54 H	BYU	6 7	127 A	Samford	9 13
18 H	TCU	6 14	49 N	Oregon St.	1 3	60 H	West Virginia	0 1	127 A	Samford	9 5
						60 H	West Virginia	6 11	128 A	Kansas St.	2 12
						69 H	Oklahoma	6 17	128 A	Kansas St.	5 8
						69 H	Oklahoma	7 2	128 A	Kansas St.	4 1
						69 H	Oklahoma	9 8	129 A	Little Rock	2 4
						74 A	Stanford	2 6	133 A	Texas	6 8
						74 A	Stanford	4 10	133 A	Texas	2 12
						74 A	Stanford	0 2	133 A	Texas	11 5
						86 A	Missouri St.	11 18	175 H	Omaha	7 6
						86 H	Missouri St.	2 1	186 A	Wichita St.	6 7
						97 N	Utah	1 15	186 H	Wichita St.	9 3
						97 N	Utah	8 4	198 H	Murray St.	14 8
									198 H	Murray St.	9 14
									213 H	Grand Canyon	5 5
									242 H	Saint Louis	5 3
									268 H	Northern Colo.	2 1
									268 H	Northern Colo.	5 4
						33 A	Oklahoma St.	1 8	275 H	Purdue	8 1
						33 A	Oklahoma St.	3 4	290 H	North Dakota	7 0
						33 A	Oklahoma St.	2 9			
						186 A	Wichita St.	6 7			
						128 A	Kansas St.	5 8			

Non-Div. I Games:

Baker

6 1

Baker

19 2

Benedictine (KS)

19 7

Kansas

128 A Kansas St.	2	12
128 A Kansas St.	4	1

K
a
n
s
a
s

K
a
n
s
a
s

Average RPI Win: 214		WON-LOST	WINNING	LAST 15	STRENGTH OF		OPP. STRENGTH	TEAM	ADJ		CONF.	ADJ CONF.			
Average RPI Loss: 175		RECORD	PCT. RANK	GAMES	SCHEDULE		OF SCHEDULE	RPI	RPI		RPI	RPI			
DIV. I ONLY		29-29-0	.5	147	7-8-0		252	238	201	.47403	201	24	24		
DIV. I NON-CONF.		14-17-0	.45161	176	0-0-0		257	256	227	.46188	226	25	25		
TOTALS		RPI 1-25	RPI 26-50		W-L RECORDS		RPI 51-100		RPI 101-150		RPI 150+				
29-29-0		0-3-0	0-0-0		OVERALL		0-1-0		3-7-0		26-18-0				
14-8-0		0-0-0	0-0-0		HOME		0-0-0		2-1-0		12-7-0				
12-15-0		0-3-0	0-0-0		AWAY		0-0-0		1-4-0		11-8-0				
3-6-0		0-0-0	0-0-0		NEUTRAL		0-1-0		0-2-0		3-3-0				
14-17-0		0-3-0	0-0-0		NON-CONFERENCE		0-1-0		1-1-0		13-12-0				
5-5-0		0-0-0	0-0-0		HOME		0-0-0		0-0-0		5-5-0				
7-8-0		0-3-0	0-0-		AWAY		0-0-0		1-1-0		6-4-0				
2-4-0		0-0-0	0-0-0		NEUTRAL		0-1-0		0-0-0		2-3-0				
15-12-0		0-0-0	0-0-0		CONFERENCE		0-0-0		2-6-0		13-6-0				
9-3-0		0-0-0	0-0-0		HOME		0-0-0		2-1-0		7-2-0				
5-7-0		0-0-0	0-0-0		AWAY		0-0-0		0-3-0		5-4-0				
1-2-0		0-0-0	0-0-0		NEUTRAL		0-0-0		0-2-0		1-0-0				
RPI S	Opponent	Score		RPI S	Opponent	Score		RPI S	Opponent	Score		RPI S	Opponent	Score	
7 A	LSU	1	12					73 N	Michigan St.	2	7	106 A	Rutgers	0	5
7 A	LSU	1	15									109 H	Rhode Island	8	0
7 A	LSU	7	10									109 H	Rhode Island	1	3
												109 H	Rhode Island	4	2
												109 N	Rhode Island	1	10
												130 A	Furman	5	2
												139 A	Saint Joseph's	6	7
												139 A	Saint Joseph's	0	10
												139 A	Saint Joseph's	3	14
												139 N	Saint Joseph's	6	7
												160 H	Stony Brook	6	1
												161 A	Sacred Heart	1	2
												168 A	Davidson	0	5
												168 A	Davidson	7	4
												168 A	Davidson	9	3
												179 A	Columbia	4	1
												183 H	Fairfield	5	8
												195 H	Richmond	7	3
												195 H	Richmond	6	7
												195 H	Richmond	1	0
												196 N	Canisius	5	2
												196 N	Canisius	4	5
												196 N	Canisius	8	5
												196 N	Canisius	4	5
												207 H	George Washington	8	7
												207 H	George Washington	3	1
												207 H	George Washington	7	2
LAST 15 GAMES				LAST 15 GAMES				LAST 15 GAMES				LAST 15 GAMES			
				109 N	Rhode Island	1	10	139 A	Saint Joseph's	3	14	196 N	Canisius	8	5
				139 N	Saint Joseph's	6	7	139 A	Saint Joseph's	6	7	196 N	Canisius	4	5
				242 N	Saint Louis	9	7	207 H	George Washington	8	7	207 H	George Washington	8	7
				235 H	Dayton	1	2					207 H	George Washington	3	1
				235 H	Dayton	8	2					207 H	George Washington	7	2

Non-Div. I Games:

Fordham

235 H Dayton	4	2
139 A Saint Joseph's	0	10

RPI	S	Opponent	Score	
209	N	Presbyterian	1	7
211	A	Albany (NY)	9	3
215	A	Manhattan	5	7
215	H	Manhattan	12	3
235	H	Dayton	1	2
235	H	Dayton	8	2
235	H	Dayton	4	2
240	H	Villanova	3	11
242	N	Saint Louis	9	7
243	H	Siena	2	4
250	A	Hofstra	7	6
251	A	Massachusetts	1	8
251	A	Massachusetts	5	0
251	A	Massachusetts	7	8
258	A	Wagner	6	5
258	A	Wagner	4	3
258	H	Wagner	0	2
263	A	NJIT	2	3
263	A	NJIT	10	4
263	H	NJIT	3	1
263	H	NJIT	2	0
277	A	La Salle	4	16
277	A	La Salle	9	0
277	A	La Salle	6	2
279	A	NYIT	4	5
284	H	Iona	19	2
295	H	Saint Peter's	0	2

Fordham

F
o
r
d
h
a
m

F
o
r
d
h
a
m

Average RPI Win: 194		WON-LOST	WINNING	LAST 15	STRENGTH OF SCHEDULE	OPP. STRENGTH OF SCHEDULE	TEAM RPI	ADJ RPI		CONF. RPI	ADJ CONF. RPI
Average RPI Loss: 115		RECORD	PCT. RANK	GAMES							
DIV. I ONLY		19-39-0	.32759	263	59	175	202	.47371	202	17	17
DIV. I NON-CONF.		8-22-0	.26667	267	66	211	231	.45928	231	19	19
TOTALS		RPI 1-25	RPI 26-50		W-L RECORDS		RPI 51-100		RPI 101-150		RPI 150+
19-39-0	0-7-0	0-0-0		OVERALL		2-12-0		0-7-0		17-13-0	
11-13-0	0-3-0	0-0-0		HOME		1-5-0		0-0-0		10-5-0	
5-23-0	0-3-0	0-0-0		AWAY		1-7-0		0-6-0		4-7-0	
3-3-0	0-1-0	0-0-0		NEUTRAL		0-0-0		0-1-0		3-1-0	
8-22-0	0-3-0	0-0-0		NON-CONFERENCE		2-12-0		0-0-0		6-7-0	
4-8-0	0-0-0	0-0-0		HOME		1-5-0		0-0-0		3-3-0	
3-13-0	0-3-0	0-0-0		AWAY		1-7-0		0-0-0		2-3-0	
1-1-0	0-0-0	0-0-0		NEUTRAL		0-0-0		0-0-0		1-1-0	
11-17-0	0-4-0	0-0-0		CONFERENCE		0-0-0		0-7-0		11-6-0	
7-5-0	0-3-0	0-0-0		HOME		0-0-0		0-0-0		7-2-0	
2-10-0	0-0-0	0-0-0		AWAY		0-0-0		0-6-0		2-4-0	
2-2-0	0-1-0	0-0-0		NEUTRAL		0-0-0		0-1-0		2-0-0	
RPI S	Opponent	Score	RPI S	Opponent	Score	RPI S	Opponent	Score	RPI S	Opponent	Score
9 A	Vanderbilt	4 13				60 A	West Virginia	2 6	104 A	High Point	2 7
9 A	Vanderbilt	0 12				65 H	Kent St.	3 8	104 A	High Point	5 9
13 H	Coastal Caro.	6 13				65 H	Kent St.	6 7	104 A	High Point	0 7
13 H	Coastal Caro.	4 7				65 H	Kent St.	0 6	113 A	Liberty	5 11
13 H	Coastal Caro.	2 7				66 H	Hartford	4 2	113 A	Liberty	2 7
13 N	Coastal Caro.	5 7				66 H	Hartford	1 3	113 A	Liberty	8 14
16 A	Virginia	3 11				66 H	Hartford	0 12	113 N	Liberty	10 11
						78 A	Ga. Southern	2 3	155 H	Gardner-Webb	4 10
						78 A	Ga. Southern	2 1	155 H	Gardner-Webb	6 4
						78 A	Ga. Southern	3 6	155 H	Gardner-Webb	1 0
						78 A	Ga. Southern	2 10	155 N	Gardner-Webb	8 4
						87 A	Mercer	7 8	157 A	Longwood	2 3
						87 A	Mercer	7 10	157 A	Longwood	4 5
						87 A	Mercer	2 9	157 A	Longwood	6 5
									162 H	Campbell	6 4
									162 H	Campbell	1 5
									162 H	Campbell	2 1
									170 A	Winthrop	15 8
									170 A	Winthrop	2 3
									170 A	Winthrop	1 3
									199 A	Virginia Tech	3 4
									199 H	Virginia Tech	12 8
									199 N	Virginia Tech	5 1
									209 N	Presbyterian	16 8
									223 A	USC Upstate	13 2
									223 A	USC Upstate	7 5
									247 A	ETSU	5 6
			LAST 15 GAMES								
			113 N	Liberty	10 11	113 A	Liberty	8 14			
			155 N	Gardner-Webb	8 4	113 A	Liberty	2 7			
			209 N	Presbyterian	16 8	113 A	Liberty	5 11			
			13 N	Coastal Caro.	5 7						
			285 H	UNC Asheville	7 3						

Non-Div. I Games:

Radford

285	H	UNC Asheville	8	3
285	H	UNC Asheville	6	1

RPI	S	Opponent	Score	
247	H	ETSU	6	5
257	A	VMI	3	4
257	H	VMI	7	8
265	N	Lafayette	4	9
273	H	George Mason	3	9
273	H	George Mason	0	2
273	H	George Mason	8	7
285	H	UNC Asheville	7	3
285	H	UNC Asheville	8	3
285	H	UNC Asheville	6	1

Radford

R
a
d
f
o
r
d

R
a
d
f
o
r
d

Average RPI Win: 217		WON-LOST RECORD		WINNING PCT. RANK		LAST 15 GAMES		STRENGTH OF SCHEDULE		OPP. STRENGTH OF SCHEDULE		TEAM RPI		ADJ RPI		CONF. RPI		ADJ CONF. RPI	
DIV. I ONLY		23-34-0		.40351 221		5-10-0		117		282		203		.47357 203		26		26	
DIV. I NON-CONF.		8-15-0		.34783 232		0-1-0		91		293		204		.47302 204		26		26	
TOTALS		RPI 1-25		RPI 26-50		W-L RECORDS		RPI 51-100		RPI 101-150		RPI 150+							
23-34-0		0-0-0		1-8-0		OVERALL		1-2-0		4-4-0		17-20-0							
11-11-0		0-0-0		0-4-0		HOME		0-1-0		0-0-0		11-6-0							
10-18-0		0-0-0		1-3-0		AWAY		1-1-0		3-3-0		5-10-0							
2-5-0		0-0-0		0-1-0		NEUTRAL		0-0-0		1-1-0		1-3-0							
8-15-0		0-0-0		0-0-0		NON-CONFERENCE		1-2-0		4-4-0		3-9-0							
2-4-0		0-0-0		0-0-0		HOME		0-1-0		0-0-0		2-3-0							
4-8-0		0-0-0		0-0-		AWAY		1-1-0		3-3-0		0-4-0							
2-3-0		0-0-0		0-0-0		NEUTRAL		0-0-0		1-1-0		1-2-0							
15-19-0		0-0-0		1-8-0		CONFERENCE		0-0-0		0-0-0		14-11-0							
9-7-0		0-0-0		0-4-0		HOME		0-0-0		0-0-0		9-3-0							
6-10-0		0-0-0		1-3-0		AWAY		0-0-0		0-0-0		5-7-0							
0-2-0		0-0-0		0-1-0		NEUTRAL		0-0-0		0-0-0		0-1-0							
RPI	S	Opponent	Score	RPI	S	Opponent	Score	RPI	S	Opponent	Score	RPI	S	Opponent	Score				
				29	A	Bryant	1 9	59	A	UConn	8 4	109	A	Rhode Island	1 5				
				29	A	Bryant	3 9	66	A	Hartford	0 10	113	A	Liberty	5 7				
				29	A	Bryant	8 4	66	H	Hartford	9 11	113	A	Liberty	1 5				
				29	A	Bryant	2 9					138	N	Evansville	9 5				
				29	H	Bryant	0 7					138	N	Evansville	0 5				
				29	H	Bryant	4 5					145	A	Navy	3 2				
				29	H	Bryant	1 8					145	A	Navy	9 2				
				29	H	Bryant	1 6					145	A	Navy	8 1				
				29	N	Bryant	1 8					161	A	Sacred Heart	4 5				
												161	A	Sacred Heart	11 4				
												161	A	Sacred Heart	2 3				
												161	A	Sacred Heart	4 7				
												169	A	Northeastern	1 2				
												169	A	Northeastern	4 8				
												169	A	Northeastern	6 7				
												211	H	Albany (NY)	1 6				
												216	H	Quinnipiac	5 9				
												222	N	St. Bonaventure	2 6				
												222	N	St. Bonaventure	3 0				
												222	N	St. Bonaventure	1 8				
												243	H	Siena	6 5				
				LAST 15 GAMES								248	A	Fairleigh Dickinson	1 2				
				248	N	Fairleigh Dickinson	0 2	29	A	Bryant	3 9	248	A	Fairleigh Dickinson	1 2				
				29	N	Bryant	1 8	29	A	Bryant	8 4	248	A	Fairleigh Dickinson	8 4				
				258	H	Wagner	6 4	29	A	Bryant	2 9	248	A	Fairleigh Dickinson	2 3				
				258	H	Wagner	2 1					248	N	Fairleigh Dickinson	0 2				
				258	H	Wagner	8 1					251	A	Massachusetts	5 6				

Non-Div. I Games:

Central Conn. St.

258	H	Wagner	2	7
66	A	Hartford	0	10

RPI	S	Opponent	Score	
253	H	LIU Brooklyn	0	2
253	H	LIU Brooklyn	13	4
253	H	LIU Brooklyn	3	1
253	H	LIU Brooklyn	4	1
258	A	Wagner	8	2
258	A	Wagner	2	16
258	A	Wagner	5	4
258	A	Wagner	2	0
258	H	Wagner	6	4
258	H	Wagner	2	1
258	H	Wagner	8	1
258	H	Wagner	2	7
284	H	Iona	5	4
284	H	Iona	3	6
289	H	Mt. St. Mary's	19	4
289	H	Mt. St. Mary's	6	0
289	H	Mt. St. Mary's	2	0
289	H	Mt. St. Mary's	4	6

Central Conn. St.
.
S
t
.

C
e
n
t
r
a
l
C
o
n
n
.
S
t
.

Average RPI Win: 180		WON-LOST	WINNING	LAST 15	STRENGTH OF		OPP. STRENGTH	TEAM	ADJ		CONF.	ADJ CONF.
Average RPI Loss: 128		RECORD	PCT. RANK	GAMES	SCHEDULE		OF SCHEDULE	RPI	RPI		RPI	RPI
DIV. I ONLY		19-38-1	.33621	257	10-5-0		125	178	204		23	23
DIV. I NON-CONF.		5-25-1	.17742	287	0-1-0		44	82	217		22	22
TOTALS		RPI 1-25	RPI 26-50		W-L RECORDS		RPI 51-100		RPI 101-150		RPI 150+	
19-38-1		0-4-0	1-6-1		OVERALL		2-8-0		1-4-0		15-16-0	
7-8-0		0-0-0	0-2-0		HOME		0-0-0		0-0-0		7-6-0	
11-25-0		0-4-0	1-3-0		AWAY		2-6-0		1-4-0		7-8-0	
1-5-1		0-0-0	0-1-1		NEUTRAL		0-2-0		0-0-0		1-2-0	
5-25-1		0-4-0	1-6-1		NON-CONFERENCE		1-5-0		1-4-0		2-6-0	
0-3-0		0-0-0	0-2-0		HOME		0-0-0		0-0-0		0-1-0	
5-19-0		0-4-0	1-0-		AWAY		1-4-0		1-4-0		2-4-0	
0-3-1		0-0-0	0-1-1		NEUTRAL		0-1-0		0-0-0		0-1-0	
14-13-0		0-0-0	0-0-0		CONFERENCE		1-3-0		0-0-0		13-10-0	
7-5-0		0-0-0	0-0-0		HOME		0-0-0		0-0-0		7-5-0	
6-6-0		0-0-0	0-0-0		AWAY		1-2-0		0-0-0		5-4-0	
1-2-0		0-0-0	0-0-0		NEUTRAL		0-1-0		0-0-0		1-1-0	
RPI S	Opponent	Score	RPI S	Opponent	Score	RPI S	Opponent	Score	RPI S	Opponent	Score	
12 A	Florida St.	2 3	37 A	Michigan	1 2	65 A	Kent St.	4 1	101 A	Indiana	3 1	
25 A	Duke	2 3	42 A	Wright St.	1 8	65 A	Kent St.	1 2	101 A	Indiana	6 9	
25 A	Duke	1 2	42 A	Wright St.	9 3	65 A	Kent St.	0 3	101 A	Indiana	1 5	
25 A	Duke	1 6	42 H	Wright St.	5 14	65 N	Kent St.	2 3	101 A	Indiana	0 8	
			42 H	Wright St.	5 11	73 A	Michigan St.	1 4	134 A	Florida A&M	4 12	
			44 A	Ohio St.	8 9	80 N	Pittsburgh	2 7	154 A	Charlotte	0 8	
			44 N	Ohio St.	1 7	82 A	Jacksonville	6 1	154 A	Charlotte	4 12	
			44 N	Ohio St.	5 5	82 A	Jacksonville	1 2	154 A	Charlotte	8 9	
						82 A	Jacksonville	1 5	154 A	Charlotte	3 2	
						95 A	Notre Dame	3 10	177 H	Ball St.	7 8	
									177 H	Ball St.	10 7	
									177 H	Ball St.	10 7	
									185 H	Eastern Mich.	4 2	
									185 H	Eastern Mich.	8 4	
									185 H	Eastern Mich.	14 2	
									185 N	Eastern Mich.	1 6	
									212 A	Northern Ill.	9 8	
									212 A	Northern Ill.	11 2	
									212 A	Northern Ill.	5 0	
									212 N	Northern Ill.	11 7	
									220 A	Central Mich.	4 3	
									220 A	Central Mich.	0 1	
									220 A	Central Mich.	2 14	
									229 H	Western Mich.	1 3	
									229 H	Western Mich.	2 10	
									229 H	Western Mich.	11 3	
									235 A	Dayton	6 14	
LAST 15 GAMES			LAST 15 GAMES			LAST 15 GAMES			LAST 15 GAMES			
			185 N	Eastern Mich.	1 6	177 H	Ball St.	10 7	220 A	Central Mich.	2 14	
			65 N	Kent St.	2 3	177 H	Ball St.	10 7	229 H	Western Mich.	1 3	
			212 N	Northern Ill.	11 7	42 H	Wright St.	5 14	229 H	Western Mich.	2 10	
			185 H	Eastern Mich.	14 2				229 H	Western Mich.	11 3	
			185 H	Eastern Mich.	8 4				235 A	Dayton	6 14	

Non-Div. I Games:

Toledo

185 H Eastern Mich.	4	2
177 H Ball St.	7	8

RPI	S	Opponent	Score	
235	H	Dayton	10	12
246	H	Buffalo	4	6
246	H	Buffalo	7	13
246	H	Buffalo	3	2
259	A	Youngstown St.	6	4
262	A	Bowling Green	4	2
262	A	Bowling Green	3	5
262	A	Bowling Green	3	7
267	N	Niagara	3	4

T
o
l
e
d
o

T
o
l
e
d
o

Average RPI Win: 218		WON-LOST RECORD	WINNING PCT. RANK	LAST 15 GAMES	STRENGTH OF SCHEDULE	OPP. STRENGTH OF SCHEDULE	TEAM RPI	ADJ RPI		CONF. RPI	ADJ CONF. RPI	
Average RPI Loss: 178												
DIV. I ONLY		29-26-0	.52727 122	12-3-0	284	225	205	.47202	205	22	22	
DIV. I NON-CONF.		13-8-0	.61905 75	2-0-0	300	268	212	.46871	211	24	24	
<hr/>												
TOTALS		RPI 1-25	RPI 26-50		W-L RECORDS		RPI 51-100		RPI 101-150		RPI 150+	
29-26-0		0-0-0	0-0-0		OVERALL		3-6-0		3-1-0		23-19-0	
10-7-0		0-0-0	0-0-0		HOME		1-2-0		0-0-0		9-5-0	
17-17-0		0-0-0	0-0-0		AWAY		1-2-0		3-1-0		13-14-0	
2-2-0		0-0-0	0-0-0		NEUTRAL		1-2-0		0-0-0		1-0-0	
<hr/>												
13-8-0		0-0-0	0-0-0		NON-CONFERENCE		0-0-0		3-1-0		10-7-0	
2-0-0		0-0-0	0-0-0		HOME		0-0-0		0-0-0		2-0-0	
11-8-0		0-0-0	0-0-		AWAY		0-0-0		3-1-0		8-7-0	
0-0-0		0-0-0	0-0-0		NEUTRAL		0-0-0		0-0-0		0-0-0	
<hr/>												
16-18-0		0-0-0	0-0-0		CONFERENCE		3-6-0		0-0-0		13-12-0	
8-7-0		0-0-0	0-0-0		HOME		1-2-0		0-0-0		7-5-0	
6-9-0		0-0-0	0-0-0		AWAY		1-2-0		0-0-0		5-7-0	
2-2-0		0-0-0	0-0-0		NEUTRAL		1-2-0		0-0-0		1-0-0	
<hr/>												
RPI S	Opponent	Score	RPI S	Opponent	Score	RPI S	Opponent	Score	RPI S	Opponent	Score	
						57 A	Oral Roberts	6 3	129 A	Little Rock	6 8	
						57 A	Oral Roberts	0 15	129 A	Little Rock	9 6	
						57 A	Oral Roberts	2 5	129 A	Little Rock	9 7	
						57 H	Oral Roberts	4 10	129 A	Little Rock	4 2	
						57 H	Oral Roberts	4 2	175 A	Omaha	5 9	
						57 H	Oral Roberts	6 14	175 A	Omaha	7 14	
						57 N	Oral Roberts	6 5	175 A	Omaha	0 7	
						57 N	Oral Roberts	3 14	175 H	Omaha	2 0	
						57 N	Oral Roberts	1 4	175 H	Omaha	2 3	
									175 H	Omaha	1 3	
									175 N	Omaha	8 6	
									197 A	North Dakota St.	5 15	
									197 A	North Dakota St.	1 7	
									197 A	North Dakota St.	6 12	
									197 H	North Dakota St.	3 1	
									197 H	North Dakota St.	3 2	
									197 H	North Dakota St.	2 1	
									198 A	Murray St.	4 9	
									227 A	South Dakota St.	18 7	
									227 A	South Dakota St.	7 5	
									227 A	South Dakota St.	12 13	
									227 H	South Dakota St.	6 10	
						275 H	Purdue	6 5	227 H	South Dakota St.	5 18	
						57 N	Oral Roberts	1 4	197 H	South Dakota St.	3 9	
						57 N	Oral Roberts	3 14	197 H	North Dakota St.	3 2	
						57 N	Oral Roberts	6 5	237 A	Ohio	7 1	
						175 N	Omaha	8 6	237 A	Ohio	2 7	
						266 H	Western Ill.	6 3	237 A	Ohio	0 5	
<hr/>												
Non-Div. I Games:		St. Francis (IN)	3 2	Ind.-South Bend		10 0	Cleary		5 1	Goshen		10 2
<hr/>												
IPFW												

266 H Western Ill.	2	0
266 H Western Ill.	4	3

RPI	S	Opponent	Score	
264	A	UT Martin	4	2
264	A	UT Martin	7	12
264	A	UT Martin	6	5
264	A	UT Martin	2	3
266	A	Western Ill.	8	1
266	A	Western Ill.	11	5
266	A	Western Ill.	9	1
266	H	Western Ill.	6	3
266	H	Western Ill.	2	0
266	H	Western Ill.	4	3
275	A	Purdue	4	3
275	H	Purdue	6	5
276	A	Butler	1	4
276	H	Butler	1	0
293	A	Chicago St.	5	4
297	A	Alabama A&M	8	1
297	A	Alabama A&M	7	6
297	A	Alabama A&M	9	7
297	A	Alabama A&M	4	6

I
P
F
W

I
P
F
W

IPFW

Average RPI Win: 152		WON-LOST	WINNING	LAST 15	STRENGTH OF		OPP. STRENGTH	TEAM	ADJ	CONF.	ADJ CONF.
Average RPI Loss: 99		RECORD	PCT. RANK	GAMES	SCHEDULE		OF SCHEDULE	RPI	RPI	RPI	RPI
DIV. I ONLY		22-39-0	.36066	245	6-9-0		128	68	206	.4716	206
DIV. I NON-CONF.		10-22-0	.3125	249	1-1-0		211	98	260	.43843	260
TOTALS		RPI 1-25	RPI 26-50		W-L RECORDS		RPI 51-100		RPI 101-150		RPI 150+
22-39-0		0-3-0	3-4-0		OVERALL		5-14-0		4-11-0		10-7-0
10-17-0		0-1-0	1-2-0		HOME		1-6-0		2-6-0		6-2-0
7-17-0		0-2-0	1-2-0		AWAY		2-4-0		2-5-0		2-4-0
5-5-0		0-0-0	1-0-0		NEUTRAL		2-4-0		0-0-0		2-1-0
10-22-0		0-3-0	0-0-0		NON-CONFERENCE		2-8-0		1-5-0		7-6-0
6-9-0		0-1-0	0-0-0		HOME		0-4-0		0-2-0		6-2-0
2-10-0		0-2-0	0-0-		AWAY		1-2-0		1-3-0		0-3-0
2-3-0		0-0-0	0-0-0		NEUTRAL		1-2-0		0-0-0		1-1-0
12-17-0		0-0-0	3-4-0		CONFERENCE		3-6-0		3-6-0		3-1-0
4-8-0		0-0-0	1-2-0		HOME		1-2-0		2-4-0		0-0-0
5-7-0		0-0-0	1-2-0		AWAY		1-2-0		1-2-0		2-1-0
3-2-0		0-0-0	1-0-0		NEUTRAL		1-2-0		0-0-0		1-0-0
RPI S	Opponent	Score	RPI S	Opponent	Score	RPI S	Opponent	Score	RPI S	Opponent	Score
5 A	Ole Miss	7 9	30 A	Tulane	0 1	53 A	Houston	12 4	115 A	Arkansas St.	3 4
5 H	Ole Miss	0 7	30 A	Tulane	5 9	53 A	Houston	2 3	115 H	Arkansas St.	5 11
11 A	Mississippi St.	1 11	30 A	Tulane	8 1	53 A	Houston	2 6	118 A	Cincinnati	4 16
			35 H	East Carolina	6 5	59 H	UConn	1 10	118 A	Cincinnati	0 1
			35 H	East Carolina	2 8	59 H	UConn	3 2	118 A	Cincinnati	6 2
			35 H	East Carolina	1 8	59 H	UConn	9 11	118 H	Cincinnati	3 4
			35 N	East Carolina	5 4	59 N	UConn	9 5	118 H	Cincinnati	5 3
						59 N	UConn	2 6	118 H	Cincinnati	2 4
						59 N	UConn	0 5	122 H	Arkansas	4 12
						78 A	Ga. Southern	0 5	123 A	Southern Ill.	3 5
						78 A	Ga. Southern	2 3	123 A	Southern Ill.	7 4
						78 A	Ga. Southern	6 4	123 A	Southern Ill.	5 11
						81 N	Tennessee	2 5	142 H	UCF	2 9
						81 N	Tennessee	4 8	142 H	UCF	1 7
						81 N	Tennessee	13 8	142 H	UCF	6 1
						86 H	Missouri St.	7 8	164 A	Middle Tenn.	2 8
						86 H	Missouri St.	4 7	164 N	Middle Tenn.	1 3
						86 H	Missouri St.	4 6	166 A	South Fla.	5 7
						99 H	Austin Peay	7 9	166 A	South Fla.	4 3
									166 A	South Fla.	8 3
									166 N	South Fla.	7 5
									190 A	Belmont	6 12
									190 H	Belmont	7 8
									198 A	Murray St.	6 10
									264 N	UT Martin	7 4
									271 H	Ark.-Pine Bluff	6 5
									272 H	Eastern Ill.	9 10
			LAST 15 GAMES								
			59 N	UConn	0 5	118 H	Cincinnati	2 4			
			59 N	UConn	9 5	264 N	UT Martin	7 4			
			166 N	South Fla.	7 5	30 A	Tulane	5 9			
			35 N	East Carolina	5 4						
			59 N	UConn	2 6						

Non-Div. I Games:

Memphis

118 H Cincinnati	3	4
118 H Cincinnati	5	3

RPI	S	Opponent	Score	
272	H	Eastern Ill.	2	1
272	H	Eastern Ill.	23	0
280	H	SIUE	4	2
280	H	SIUE	4	0
280	H	SIUE	11	5

Memphis

M
e
m
p
h
i
s

M
e
m
p
h
i
s

Average RPI Win:	205	WON-LOST RECORD	WINNING PCT. RANK	LAST 15 GAMES	STRENGTH OF SCHEDULE	OPP. STRENGTH OF SCHEDULE	TEAM RPI	ADJ RPI	CONF. RPI	ADJ CONF. RPI		
DIV. I ONLY		24-33-0	.42105	212	5-10-0	164	227	207	.47095	207	24	24
DIV. I NON-CONF.		11-19-0	.36667	220	0-0-0	106	220	201	.47401	201	25	25
<hr/>												
TOTALS	RPI 1-25	RPI 26-50		W-L RECORDS		RPI 51-100		RPI 101-150		RPI 150+		
24-33-0	0-1-0	0-0-0		OVERALL		3-11-0		0-3-0		21-18-0		
14-11-0	0-0-0	0-0-0		HOME		1-2-0		0-3-0		13-6-0		
8-18-0	0-1-0	0-0-0		AWAY		2-5-0		0-0-0		6-12-0		
2-4-0	0-0-0	0-0-0		NEUTRAL		0-4-0		0-0-0		2-0-0		
<hr/>												
11-19-0	0-1-0	0-0-0		NON-CONFERENCE		2-7-0		0-3-0		9-8-0		
5-8-0	0-0-0	0-0-0		HOME		0-0-0		0-3-0		5-5-0		
5-9-0	0-1-0	0-0-		AWAY		2-5-0		0-0-0		3-3-0		
1-2-0	0-0-0	0-0-0		NEUTRAL		0-2-0		0-0-0		1-0-0		
<hr/>												
13-14-0	0-0-0	0-0-0		CONFERENCE		1-4-0		0-0-0		12-10-0		
9-3-0	0-0-0	0-0-0		HOME		1-2-0		0-0-0		8-1-0		
3-9-0	0-0-0	0-0-0		AWAY		0-0-0		0-0-0		3-9-0		
1-2-0	0-0-0	0-0-0		NEUTRAL		0-2-0		0-0-0		1-0-0		
<hr/>												
RPI	S	Opponent	Score	RPI	S	Opponent	Score	RPI	S	Opponent	Score	
16	A	Virginia	3 15					53	A	Houston	0 5	
								53	A	Houston	0 14	
								53	A	Houston	2 5	
								58	A	Maryland	19 10	
								61	A	North Florida	0 2	
								61	A	North Florida	7 10	
								61	A	North Florida	7 6	
								65	N	Kent St.	4 7	
								65	N	Kent St.	4 6	
								75	H	VCU	7 8	
								75	H	VCU	0 3	
								75	H	VCU	4 3	
								75	N	VCU	4 12	
								75	N	VCU	1 5	
								</				

Non-Div. I Games:

George Washington

242 A Saint Louis	1	11
195 H Richmond	8	4

RPI	S	Opponent	Score	
238	A	Charleston So.	1	12
238	A	Charleston So.	10	5
238	A	Charleston So.	1	3
242	A	Saint Louis	5	8
242	A	Saint Louis	4	9
242	A	Saint Louis	1	11
242	N	Saint Louis	6	1
263	H	NJIT	0	6
273	H	George Mason	1	0
273	H	George Mason	14	4
273	H	George Mason	9	3
277	H	La Salle	2	1
277	H	La Salle	3	6
277	H	La Salle	4	3
291	H	Delaware St.	8	0

George Washington

G
e
o
r
g
e
W
a
s
h
i
n
g
t
o
n

G
e
o
r
g
e
W
a
s
h
i
n
g
t
o
n

Average RPI Win: 200		WON-LOST RECORD		WINNING PCT. RANK		LAST 15 GAMES		STRENGTH OF SCHEDULE		OPP. STRENGTH OF SCHEDULE		TEAM RPI		ADJ RPI		CONF. RPI		ADJ CONF. RPI			
Average RPI Loss: 110		25-29-0		.46296 183		8-7-0		176		154		208		.47077 208		14		14			
DIV. I ONLY		12-17-0		.41379 199		3-2-0		174		176		251		.44744 250		15		15			
DIV. I NON-CONF.																					
TOTALS		RPI 1-25		RPI 26-50		W-L RECORDS		RPI 51-100		RPI 101-150		RPI 150+									
25-29-0		0-2-0		1-8-0		OVERALL		2-4-0		3-6-0		19-9-0									
19-17-0		0-1-0		0-6-0		HOME		2-2-0		2-3-0		15-5-0									
6-10-0		0-1-0		1-2-0		AWAY		0-1-0		1-3-0		4-3-0									
0-2-0		0-0-0		0-0-0		NEUTRAL		0-1-0		0-0-0		0-1-0									
12-17-0		0-2-0		1-6-0		NON-CONFERENCE		1-1-0		1-2-0		9-6-0									
11-13-0		0-1-0		0-6-0		HOME		1-0-0		1-1-0		9-5-0									
1-4-0		0-1-0		1-0-		AWAY		0-1-0		0-1-0		0-1-0									
0-0-0		0-0-0		0-0-0		NEUTRAL		0-0-0		0-0-0		0-0-0									
13-12-0		0-0-0		0-2-0		CONFERENCE		1-3-0		2-4-0		10-3-0									
8-4-0		0-0-0		0-0-0		HOME		1-2-0		1-2-0		6-0-0									
5-6-0		0-0-0		0-2-0		AWAY		0-0-0		1-2-0		4-2-0									
0-2-0		0-0-0		0-0-0		NEUTRAL		0-1-0		0-0-0		0-1-0									
RPI S	Opponent	Score		RPI S	Opponent	Score		RPI S	Opponent	Score		RPI S	Opponent	Score							
10 H	North Carolina St.	3	23	26 H	Wake Forest	3	4	64 H	Col. of Charleston	2	6	104 A	High Point	16	17						
17 A	North Carolina	6	11	27 A	UNCW	3	12	64 H	Col. of Charleston	6	11	104 H	High Point	2	8						
				27 A	UNCW	4	10	64 H	Col. of Charleston	9	6	113 H	Liberty	10	5						
				35 A	East Carolina	8	7	64 N	Col. of Charleston	8	9	120 H	William & Mary	13	7						
				35 H	East Carolina	5	7	76 A	UNCG	3	7	120 H	William & Mary	5	10						
				42 H	Wright St.	11	13	76 H	UNCG	14	8	120 H	William & Mary	7	14						
				42 H	Wright St.	2	10					148 A	Delaware	7	6						
				42 H	Wright St.	7	9					148 A	Delaware	12	16						
				42 H	Wright St.	2	11					148 A	Delaware	3	9						
												160 H	Stony Brook	1	4						
												162 H	Campbell	14	2						
												169 A	Northeastern	3	2						
												169 A	Northeastern	3	6						
												169 A	Northeastern	2	0						
												169 N	Northeastern	0	3						
												178 A	James Madison	10	13						
												178 A	James Madison	12	4						
												178 A	James Madison	9	2						
												195 H	Richmond	4	16						
												195 H	Richmond	5	10						
												225 H	Towson	5	2						
												225 H	Towson	7	6						
												225 H	Towson	9	8						
												239 H	Appalachian St.	4	3						
												250 H	Hofstra	10	5						
												250 H	Hofstra	7	2						
												250 H	Hofstra	14	8						
				LAST 15 GAMES																	
				169 N	Northeastern	0	3	148 A	Delaware	3	9	225 H	Towson	9	8						
				64 N	Col. of Charleston	8	9	287 H	N.C. A&T	9	6	239 H	Appalachian St.	4	3						
				195 H	Richmond	5	10	178 A	James Madison	12	4	250 H	Hofstra	10	5						
				195 H	Richmond	4	16					250 H	Hofstra	7	2						
				162 H	Campbell	14	2					250 H	Hofstra	14	8						

Non-Div. I Games:

Elon

148	A	Delaware	12	16
148	A	Delaware	7	6

RPI	S	Opponent	Score	
260	H	The Citadel	8	3
260	H	The Citadel	5	3
260	H	The Citadel	8	13
262	H	Bowling Green	2	6
277	H	La Salle	7	4
277	H	La Salle	7	6
277	H	La Salle	10	3
278	H	N.C. Central	9	4
287	A	N.C. A&T	7	8
287	H	N.C. A&T	9	6

Average RPI Win: 213		WON-LOST	WINNING	LAST 15	STRENGTH OF		OPP. STRENGTH	TEAM	ADJ		CONF.	ADJ CONF.					
Average RPI Loss: 149		RECORD	PCT. RANK	GAMES	SCHEDULE		OF SCHEDULE	RPI	RPI		RPI	RPI					
DIV. I ONLY		27-30-0	.47368	169	6-9-0		223	187	209		.47055	209	17	17			
DIV. I NON-CONF.		15-16-0	.48387	156	1-4-0		274	221	241		.45291	241	19	19			
TOTALS		RPI 1-25	RPI 26-50		W-L RECORDS		RPI 51-100		RPI 101-150		RPI 150+						
27-30-0		0-5-0	0-0-0		OVERALL		0-4-0		2-5-0		25-16-0						
17-10-0		0-0-0	0-0-0		HOME		0-3-0		2-2-0		15-5-0						
7-16-0		0-5-0	0-0-0		AWAY		0-0-0		0-3-0		7-8-0						
3-4-0		0-0-0	0-0-0		NEUTRAL		0-1-0		0-0-0		3-3-0						
15-16-0		0-2-0	0-0-0		NON-CONFERENCE		0-4-0		0-4-0		15-6-0						
8-7-0		0-0-0	0-0-0		HOME		0-3-0		0-1-0		8-3-0						
4-7-0		0-2-0	0-0-		AWAY		0-0-0		0-3-0		4-2-0						
3-2-0		0-0-0	0-0-0		NEUTRAL		0-1-0		0-0-0		3-1-0						
12-14-0		0-3-0	0-0-0		CONFERENCE		0-0-0		2-1-0		10-10-0						
9-3-0		0-0-0	0-0-0		HOME		0-0-0		2-1-0		7-2-0						
3-9-0		0-3-0	0-0-0		AWAY		0-0-0		0-0-0		3-6-0						
0-2-0		0-0-0	0-0-0		NEUTRAL		0-0-0		0-0-0		0-2-0						
RPI	S	Opponent		Score		RPI	S	Opponent		Score		RPI	S	Opponent		Score	
6	A	Clemson		4	8							113	H	Liberty		2	4
8	A	South Carolina		1	3							113	H	Liberty		9	7
13	A	Coastal Caro.		3	12							113	H	Liberty		9	8
13	A	Coastal Caro.		2	5							113	H	Liberty		9	8
13	A	Coastal Caro.		2	4							117	A	Western Caro.		9	10
												130	A	Furman		8	9
												130	A	Furman		6	8
												130	H	Furman		8	10
												155	A	Gardner-Webb		0	14
												155	A	Gardner-Webb		1	3
												155	A	Gardner-Webb		3	0
												155	N	Gardner-Webb		3	5
												157	H	Longwood		7	1
												157	H	Longwood		9	5
												157	H	Longwood		1	4
												162	A	Campbell		4	2
												162	A	Campbell		0	1
												162	A	Campbell		5	7
												170	H	Winthrop		4	3
												170	H	Winthrop		2	1
												170	H	Winthrop		9	3
												175	N	Omaha		11	1
												191	A	Wofford		6	5
												191	H	Wofford		4	8
												201	N	Fordham		7	1
												202	N	Radford		8	16
												223	A	USC Upstate		6	5
												223	H	USC Upstate		3	1
				LAST 15 GAMES													
				202	N	Radford	8	16	75	H	VCU	2	13				
				155	N	Gardner-Webb	3	5	75	H	VCU	2	3				
				238	H	Charleston So.	4	9	8	A	South Carolina	1	3				
				238	H	Charleston So.	3	1									
				238	H	Charleston So.	12	0									

Non-Div. I Games:

Presbyterian

223	H	USC Upstate	3	1
75	H	VCU	7	10

RPI	S	Opponent	Score	
225	H	Towson	11	5
225	H	Towson	7	5
225	H	Towson	6	2
238	H	Charleston So.	3	1
238	H	Charleston So.	12	0
238	H	Charleston So.	4	9
260	A	The Citadel	2	7
260	A	The Citadel	1	2
260	A	The Citadel	7	6
262	N	Bowling Green	1	6
262	N	Bowling Green	6	5
277	H	La Salle	3	6
277	H	La Salle	6	0
277	H	La Salle	10	3
278	H	N.C. Central	15	6
285	A	UNC Asheville	13	8
285	A	UNC Asheville	9	22
285	A	UNC Asheville	4	7
287	A	N.C. A&T	10	6
287	H	N.C. A&T	3	5
288	H	Savannah St.	16	1

Yale

236	H	Brown	3	10
236	A	Brown	12	1

RPI	S	Opponent	Score	
233	A	Penn	2	3
234	H	Harvard	2	5
234	H	Harvard	1	9
234	H	Harvard	3	6
234	H	Harvard	3	2
236	A	Brown	4	7
236	A	Brown	12	1
236	H	Brown	3	10
236	H	Brown	3	4
249	H	Cornell	9	8
249	H	Cornell	4	2
261	A	Bucknell	9	13
261	A	Bucknell	10	0
261	A	Bucknell	5	4
261	A	Bucknell	0	5

Y
a
l
e

Y
a
l
e

Average RPI Win: 218		WON-LOST RECORD		WINNING PCT. RANK		LAST 15 GAMES		STRENGTH OF SCHEDULE		OPP. STRENGTH OF SCHEDULE		TEAM RPI		ADJ RPI		CONF. RPI		ADJ CONF. RPI	
DIV. I ONLY		23-30-0		.43396 206		7-8-0		227		243		211		.46966 211		20		20	
DIV. I NON-CONF.		12-14-0		.46154 167		1-1-0		282		281		224		.46365 224		18		18	
TOTALS		RPI 1-25		RPI 26-50		W-L RECORDS		RPI 51-100		RPI 101-150		RPI 150+							
23-30-0		0-3-0		0-0-0		OVERALL		1-4-0		2-10-0		20-13-0							
9-8-0		0-0-0		0-0-0		HOME		0-2-0		1-3-0		8-3-0							
12-20-0		0-3-0		0-0-0		AWAY		1-2-0		1-6-0		10-9-0							
2-2-0		0-0-0		0-0-0		NEUTRAL		0-0-0		0-1-0		2-1-0							
12-14-0		0-3-0		0-0-0		NON-CONFERENCE		0-0-0		1-4-0		11-7-0							
4-2-0		0-0-0		0-0-0		HOME		0-0-0		0-1-0		4-1-0							
8-12-0		0-3-0		0-0-		AWAY		0-0-0		1-3-0		7-6-0							
0-0-0		0-0-0		0-0-0		NEUTRAL		0-0-0		0-0-0		0-0-0							
11-16-0		0-0-0		0-0-0		CONFERENCE		1-4-0		1-6-0		9-6-0							
5-6-0		0-0-0		0-0-0		HOME		0-2-0		1-2-0		4-2-0							
4-8-0		0-0-0		0-0-0		AWAY		1-2-0		0-3-0		3-3-0							
2-2-0		0-0-0		0-0-0		NEUTRAL		0-0-0		0-1-0		2-1-0							
RPI	S	Opponent		Score		RPI	S	Opponent		Score		RPI	S	Opponent		Score			
8	A	South Carolina		1	10				66	A	Hartford	6	7		107	A	Binghamton	4	9
8	A	South Carolina		1	8				66	A	Hartford	3	6		107	A	Binghamton	6	8
8	A	South Carolina		2	6				66	A	Hartford	9	5		107	A	Binghamton	4	7
									66	H	Hartford	1	6		107	H	Binghamton	2	3
									66	H	Hartford	0	11		107	H	Binghamton	5	13
															107	H	Binghamton	4	3
															107	N	Binghamton	3	6
															131	A	Western Ky.	3	5
															131	A	Western Ky.	2	12
															131	A	Western Ky.	7	4
															135	A	St. John's (NY)	2	3
															135	H	St. John's (NY)	3	20
															160	A	Stony Brook	1	0
															160	A	Stony Brook	0	4
															160	A	Stony Brook	2	7
															160	N	Stony Brook	4	10
															171	H	UMBC	10	4
															171	H	UMBC	6	1
															171	H	UMBC	1	5
															171	N	UMBC	8	5
															183	A	Fairfield	4	5
															201	H	Fordham	3	9
															203	A	Central Conn. St.	6	1
															215	A	Manhattan	21	9
															216	H	Quinnipiac	24	14
															218	A	UMass Lowell	4	2
															218	A	UMass Lowell	1	6
LAST 15 GAMES																			
									</										

Non-Div. I Games:

Albany (NY)

160	A	Stony Brook	0	4
160	A	Stony Brook	2	7

RPI	S	Opponent	Score	
218	A	UMass Lowell	5	2
234	A	Harvard	3	0
234	A	Harvard	2	3
241	H	Maine	2	5
241	H	Maine	9	4
241	H	Maine	7	1
241	N	Maine	9	8
252	A	Marist	0	2
279	A	NYIT	5	2
279	A	NYIT	0	3
279	A	NYIT	0	4
279	A	NYIT	7	2
287	A	N.C. A&T	4	13
287	A	N.C. A&T	14	3
287	A	N.C. A&T	9	2
295	H	Saint Peter's	5	2
295	H	Saint Peter's	5	0
295	H	Saint Peter's	17	5

A
l
b
a
n
y
(
N
Y
)

A
l
b
a
n
y
(
N
Y
)

Average RPI Win: 198		WON-LOST	WINNING	LAST 15	STRENGTH OF		OPP. STRENGTH	TEAM	ADJ		CONF.	ADJ CONF.							
Average RPI Loss: 148		RECORD	PCT. RANK	GAMES	SCHEDULE		OF SCHEDULE	RPI	RPI		RPI	RPI							
DIV. I ONLY		24-32-0	.42857	208	8-7-0		228	192	212		.46891	212	23	23					
DIV. I NON-CONF.		8-19-0	.2963	261	2-0-0		82	135	178		.48239	178	22	22					
TOTALS		RPI 1-25	RPI 26-50		W-L RECORDS		RPI 51-100		RPI 101-150		RPI 150+								
24-32-0		0-1-0	0-4-0		OVERALL		1-4-0		3-5-0		20-18-0								
9-9-0		0-0-0	0-0-0		HOME		0-0-0		1-1-0		8-8-0								
14-16-0		0-1-0	0-0-0		AWAY		0-3-0		2-4-0		12-8-0								
1-7-0		0-0-0	0-4-0		NEUTRAL		1-1-0		0-0-0		0-2-0								
8-19-0		0-1-0	0-4-0		NON-CONFERENCE		1-4-0		3-5-0		4-5-0								
2-1-0		0-0-0	0-0-0		HOME		0-0-0		1-1-0		1-0-0								
5-13-0		0-1-0	0-0-		AWAY		0-3-0		2-4-0		3-5-0								
1-5-0		0-0-0	0-4-0		NEUTRAL		1-1-0		0-0-0		0-0-0								
16-13-0		0-0-0	0-0-0		CONFERENCE		0-0-0		0-0-0		16-13-0								
7-8-0		0-0-0	0-0-0		HOME		0-0-0		0-0-0		7-8-0								
9-3-0		0-0-0	0-0-0		AWAY		0-0-0		0-0-0		9-3-0								
0-2-0		0-0-0	0-0-0		NEUTRAL		0-0-0		0-0-0		0-2-0								
RPI	S	Opponent	Score		RPI	S	Opponent	Score		RPI	S	Opponent	Score						
9	A	Vanderbilt	2	9	39	N	Boston College	1	5	52	A	Minnesota	10	12	123	A	Southern Ill.	2	5
					39	N	Boston College	0	17	55	N	Illinois	3	5	123	A	Southern Ill.	1	0
					39	N	Boston College	0	5	55	N	Illinois	9	3	136	H	Valparaiso	11	10
					39	N	Boston College	1	2	72	A	Iowa	3	12	138	A	Evansville	10	11
										99	A	Austin Peay	1	14	138	A	Evansville	6	8
															138	A	Evansville	2	5
															143	A	Milwaukee	7	3
															143	H	Milwaukee	6	7
															165	H	Miami (OH)	6	1
															165	H	Miami (OH)	0	7
															165	H	Miami (OH)	0	2
															177	H	Ball St.	3	4
															177	H	Ball St.	14	8
															177	H	Ball St.	3	2
															185	A	Eastern Mich.	9	5
															185	A	Eastern Mich.	2	1
															185	A	Eastern Mich.	2	3
															185	N	Eastern Mich.	2	6
															189	A	Ill.-Chicago	5	2
															189	H	Ill.-Chicago	11	6
															190	A	Belmont	13	15
															190	A	Belmont	4	1
															190	A	Belmont	4	5
															198	A	Murray St.	16	29
															198	A	Murray St.	4	17
															198	A	Murray St.	12	10
															198	A	Murray St.	12	15
LAST 15 GAMES				185	N	Eastern Mich.	2	6	185	A	Eastern Mich.	2	1	198	A	Murray St.	12	10	
				204	N	Toledo	7	11	185	A	Eastern Mich.	9	5	198	A	Murray St.	12	15	
				177	H	Ball St.	3	2	204	H	Toledo	2	11						
				177	H	Ball St.	3	4											
				177	H	Ball St.	14	8											

Non-Div. I Games:

Northern Ill.

143	A	Milwaukee	7	3
185	A	Eastern Mich.	2	3

RPI	S	Opponent	Score	
204	H	Toledo	8	9
204	H	Toledo	0	5
204	H	Toledo	2	11
204	N	Toledo	7	11
220	H	Central Mich.	9	6
220	H	Central Mich.	3	2
220	H	Central Mich.	6	7
229	A	Western Mich.	5	2
229	A	Western Mich.	17	3
229	A	Western Mich.	12	15
237	A	Ohio	2	0
237	A	Ohio	2	4
237	A	Ohio	3	1
246	H	Buffalo	17	7
246	H	Buffalo	9	2
246	H	Buffalo	2	7
262	A	Bowling Green	6	0
262	A	Bowling Green	2	0
262	A	Bowling Green	20	4

N
o
r
t
h
e
r
n
I
l
l
.

N
o
r
t
h
e
r
n
I
l
l
.

Average RPI Win: 194		WON-LOST RECORD		WINNING PCT. RANK		LAST 15 GAMES		STRENGTH OF SCHEDULE		OPP. STRENGTH OF SCHEDULE		TEAM RPI		ADJ RPI		CONF. RPI		ADJ CONF. RPI	
DIV. I ONLY		25-28-1		.47222 174		6-9-0		218		211		213		.46854 213		28		28	
DIV. I NON-CONF.		12-14-1		.46296 166		1-2-0		99		90		167		.48791 167		27		27	
TOTALS		RPI 1-25		RPI 26-50		W-L RECORDS		RPI 51-100		RPI 101-150		RPI 150+							
25-28-1		0-0-0		2-4-0		OVERALL		1-5-0		6-10-0		16-9-1							
13-17-0		0-0-0		2-4-0		HOME		1-2-0		3-7-0		7-4-0							
11-11-1		0-0-0		0-0-0		AWAY		0-3-0		2-3-0		9-5-1							
1-0-0		0-0-0		0-0-0		NEUTRAL		0-0-0		1-0-0		0-0-0							
12-14-1		0-0-0		2-4-0		NON-CONFERENCE		1-5-0		4-3-0		5-2-1							
9-9-0		0-0-0		2-4-0		HOME		1-2-0		2-2-0		4-1-0							
2-5-1		0-0-0		0-0-		AWAY		0-3-0		1-1-0		1-1-1							
1-0-0		0-0-0		0-0-0		NEUTRAL		0-0-0		1-0-0		0-0-0							
13-14-0		0-0-0		0-0-0		CONFERENCE		0-0-0		2-7-0		11-7-0							
4-8-0		0-0-0		0-0-0		HOME		0-0-0		1-5-0		3-3-0							
9-6-0		0-0-0		0-0-0		AWAY		0-0-0		1-2-0		8-4-0							
0-0-0		0-0-0		0-0-0		NEUTRAL		0-0-0		0-0-0		0-0-0							
RPI	S	Opponent		Score		RPI	S	Opponent		Score		RPI	S	Opponent		Score			
				31	H	Gonzaga	7	1	53	A	Houston	0	5	108	A	Seattle	1	4	
				31	H	Gonzaga	9	21	53	A	Houston	1	5	108	A	Seattle	3	10	
				31	H	Gonzaga	3	0	53	A	Houston	1	3	108	A	Seattle	8	4	
				31	H	Gonzaga	2	11	56	H	St. Mary's (CA)	8	3	124	H	Cal Poly	3	2	
				46	H	New Mexico	6	10	81	H	Tennessee	8	25	124	H	Cal Poly	16	3	
				46	H	New Mexico	5	6	89	H	Nevada	10	11	124	H	Cal Poly	0	7	
														128	A	Kansas St.	6	10	
														132	H	Utah Valley	4	5	
														132	H	Utah Valley	3	6	
														132	H	Utah Valley	2	1	
														137	A	UNLV	10	8	
														137	H	UNLV	2	7	
														141	N	San Francisco	6	5	
														147	H	New Mexico St.	4	5	
														147	H	New Mexico St.	6	7	
														147	H	New Mexico St.	3	4	
														173	H	Sacramento St.	4	3	
														173	H	Sacramento St.	1	4	
														173	H	Sacramento St.	3	8	
														175	H	Omaha	9	4	
														175	H	Omaha	12	4	
														175	H	Omaha	2	7	
														200	A	Kansas	5	5	
														220	H	Central Mich.	5	4	
														220	H	Central Mich.	3	1	
														232	A	San Jose St.	10	5	
														232	A	San Jose St.	6	7	
LAST 15 GAMES					281	A	UTRGV	3	4	268	A	Northern Colo.	2	6					
					281	A	UTRGV	10	0	268	A	Northern Colo.	9	10					
					281	A	UTRGV	10	0	268	A	Northern Colo.	7	11					
					89	H	Nevada	10	11										
					173	H	Sacramento St.	4	3										

Non-Div. I Games:

Grand Canyon

173 H Sacramento St.	3	8
173 H Sacramento St.	1	4

RPI	S	Opponent	Score	
255	A	CSU Bakersfield	9	3
255	A	CSU Bakersfield	9	4
255	A	CSU Bakersfield	9	6
268	A	Northern Colo.	2	6
268	A	Northern Colo.	9	10
268	A	Northern Colo.	7	11
281	A	UTRGV	10	0
281	A	UTRGV	10	0
281	A	UTRGV	3	4
290	A	North Dakota	9	4
290	A	North Dakota	14	2
290	A	North Dakota	8	2
293	H	Chicago St.	7	2
293	H	Chicago St.	2	4
293	H	Chicago St.	10	5

Grand Canyon

G
r
a
n
d
C
a
n
y
o
n

G
r
a
n
d
C
a
n
y
o
n

Average RPI Win: 200		WON-LOST RECORD		WINNING PCT. RANK		LAST 15 GAMES		STRENGTH OF SCHEDULE		OPP. STRENGTH OF SCHEDULE		TEAM RPI		ADJ RPI		CONF. RPI		ADJ CONF. RPI	
DIV. I ONLY		24-31-0		.43636 202		7-8-0		214		223		214		.46675 214		21		21	
DIV. I NON-CONF.		11-14-0		.44 183		1-1-0		205		267		207		.47111 207		23		23	
TOTALS		RPI 1-25		RPI 26-50		W-L RECORDS		RPI 51-100		RPI 101-150		RPI 150+							
24-31-0		1-1-0		0-1-0		OVERALL		4-10-0		3-3-0		16-16-0							
12-13-0		0-0-0		0-0-0		HOME		0-3-0		3-3-0		9-7-0							
9-18-0		1-1-0		0-1-0		AWAY		3-7-0		0-0-0		5-9-0							
3-0-0		0-0-0		0-0-0		NEUTRAL		1-0-0		0-0-0		2-0-0							
11-14-0		1-1-0		0-1-0		NON-CONFERENCE		2-3-0		1-2-0		7-7-0							
4-6-0		0-0-0		0-0-0		HOME		0-0-0		1-2-0		3-4-0							
4-8-0		1-1-0		0-0-		AWAY		1-3-0		0-0-0		2-3-0							
3-0-0		0-0-0		0-0-0		NEUTRAL		1-0-0		0-0-0		2-0-0							
13-17-0		0-0-0		0-0-0		CONFERENCE		2-7-0		2-1-0		9-9-0							
8-7-0		0-0-0		0-0-0		HOME		0-3-0		2-1-0		6-3-0							
5-10-0		0-0-0		0-0-0		AWAY		2-4-0		0-0-0		3-6-0							
0-0-0		0-0-0		0-0-0		NEUTRAL		0-0-0		0-0-0		0-0-0							
RPI S	Opponent		Score		RPI S	Opponent		Score		RPI S	Opponent		Score		RPI S	Opponent		Score	
2	A	Louisville	2	14	27	A	UNCW	7	10	63	A	Marshall	0	6	116	H	Morehead St.	2	16
11	A	Mississippi St.	16	12						63	A	Marshall	4	5	116	H	Morehead St.	19	3
										67	A	Kentucky	5	4	116	H	Morehead St.	8	6
										68	H	Southeast Mo. St.	1	4	138	H	Evansville	6	5
										68	H	Southeast Mo. St.	1	2	138	H	Evansville	2	10
										68	H	Southeast Mo. St.	3	7	138	H	Evansville	0	4
										75	N	VCU	12	2	190	A	Belmont	5	6
										81	A	Tennessee	3	4	190	A	Belmont	5	6
										83	A	Jacksonville St.	19	13	190	A	Belmont	2	1
										83	A	Jacksonville St.	3	9	192	A	Tennessee Tech	6	7
										83	A	Jacksonville St.	7	5	192	A	Tennessee Tech	5	7
										99	A	Austin Peay	4	14	192	A	Tennessee Tech	4	7
										99	A	Austin Peay	3	4	194	A	Lipscomb	2	3
										99	A	Austin Peay	1	10	194	A	Lipscomb	13	7
															194	A	Lipscomb	2	4
															198	H	Murray St.	6	8
															198	H	Murray St.	5	14
															198	H	Murray St.	8	3
															227	N	South Dakota St.	10	1
															227	N	South Dakota St.	6	4
															235	A	Dayton	2	5
															237	H	Ohio	4	10
															247	H	ETSU	8	17
															264	A	UT Martin	16	1
															264	A	UT Martin	5	4
															264	A	UT Martin	6	20
															272	H	Eastern Ill.	8	7
				LAST 15 GAMES															
				192 A Tennessee Tech				5 7				83 A Jacksonville St.				3 9			
				192 A Tennessee Tech				6 7				83 A Jacksonville St.				19 13			
				192 A Tennessee Tech				4 7				67 A Kentucky				5 4			
				198 H Murray St.				5 14											
				198 H Murray St.				8 3											

Non-Div. I Games:

Eastern Ky.

Eastern Ky.

198 H Murray St.	6	8
83 A Jacksonville St.	7	5

Through Games Of May 28, 2016

RPI	S	Opponent	Score	
272	H	Eastern Ill.	9	3
272	H	Eastern Ill.	7	5
280	H	SIUE	3	7
280	H	SIUE	12	1
280	H	SIUE	8	4
294	H	UMES	4	5
294	H	UMES	17	1
294	H	UMES	14	3
294	H	UMES	20	2
297	A	Alabama A&M	11	6
297	H	Alabama A&M	1	3

Eastern Ky.

E
a
s
t
e
r
n
K
y
.

E
a
s
t
e
r
n
K
y
.

Average RPI Win:		231	WON-LOST RECORD		WINNING PCT. RANK		LAST 15 GAMES		STRENGTH OF SCHEDULE		OPP. STRENGTH OF SCHEDULE		TEAM RPI		ADJ RPI		CONF. RPI		ADJ CONF. RPI	
DIV. I ONLY			24-31-0		.43636 202		10-5-0		233		268		215		.46564 215		29		29	
DIV. I NON-CONF.			9-18-0		.33333 239		0-1-0		131		189		206		.47185 206		28		28	
TOTALS		RPI 1-25		RPI 26-50		W-L RECORDS		RPI 51-100		RPI 101-150		RPI 150+								
24-31-0		0-3-0		0-0-0		OVERALL		1-5-0		1-3-0		22-20-0								
10-8-0		0-0-0		0-0-0		HOME		0-1-0		0-0-0		10-7-0								
11-20-0		0-3-0		0-0-0		AWAY		1-3-0		0-3-0		10-9-0								
3-3-0		0-0-0		0-0-0		NEUTRAL		0-0-0		1-0-0		2-3-0								
9-18-0		0-3-0		0-0-0		NON-CONFERENCE		1-5-0		1-3-0		7-7-0								
4-3-0		0-0-0		0-0-0		HOME		0-1-0		0-0-0		4-2-0								
4-14-0		0-3-0		0-0-		AWAY		1-4-0		0-3-0		3-4-0								
1-1-0		0-0-0		0-0-0		NEUTRAL		0-0-0		1-0-0		0-1-0								
15-13-0		0-0-0		0-0-0		CONFERENCE		0-0-0		0-0-0		15-13-0								
6-5-0		0-0-0		0-0-0		HOME		0-0-0		0-0-0		6-5-0								
7-6-0		0-0-0		0-0-0		AWAY		0-0-0		0-0-0		7-6-0								
2-2-0		0-0-0		0-0-0		NEUTRAL		0-0-0		0-0-0		2-2-0								
RPI	S	Opponent		Score		RPI	S	Opponent		Score		RPI	S	Opponent		Score				
3	A	Miami (FL)		0 10								146	A	Seton Hall		0 5				
3	A	Miami (FL)		4 7								146	A	Seton Hall		2 3				
3	A	Miami (FL)		4 14								146	A	Seton Hall		0 2				
												148	N	Delaware		10 2				
												160	A	Stony Brook		2 8				
												179	A	Columbia		12 14				
												180	A	Monmouth		3 7				
												180	H	Monmouth		6 5				
												180	H	Monmouth		4 5				
												180	N	Monmouth		8 1				
												180	N	Monmouth		12 8				
												183	H	Fairfield		2 1				
												183	H	Fairfield		5 0				
												183	H	Fairfield		4 7				
												183	N	Fairfield		2 5				
												196	H	Canisius		2 4				
												196	H	Canisius		0 3				
												196	H	Canisius		4 3				
												199	N	Virginia Tech		7 12				
												201	A	Fordham		3 12				
												201	H	Fordham		7 5				
												211	H	Albany (NY)		9 21				
												216	A	Quinnipiac		4 10				
												216	A	Quinnipiac		17 11				
												216	A	Quinnipiac		3 5				
												243	N	Siena		4 15				
												245	A	Lehigh		2 0				
LAST 15 GAMES																				
243 N Siena						4 15						295 A Saint Peter's								
180 N Monmouth						8 1						295 A Saint Peter's								
180 N Monmouth						12 8						295 A Saint Peter's								
183 N Fairfield						2 5						243 N Siena								
284 H Iona						11 6						245 A Lehigh								

Non-Div. I Games:

Manhattan

Manhattan

284	H	Iona	3	5
284	H	Iona	9	1

Through Games Of May 28, 2016

RPI	S	Opponent	Score	
245	H	Lehigh	4	6
245	H	Lehigh	10	2
250	A	Hofstra	4	14
250	H	Hofstra	5	1
252	A	Marist	8	2
252	A	Marist	2	14
252	A	Marist	7	13
254	A	Army West Point	3	2
267	A	Niagara	3	2
267	A	Niagara	3	1
267	A	Niagara	4	5
279	A	NYIT	6	4
279	H	NYIT	7	6
284	H	Iona	11	6
284	H	Iona	9	1
284	H	Iona	3	5
295	A	Saint Peter's	3	2
295	A	Saint Peter's	16	8
295	A	Saint Peter's	7	2

Manhattan

Manhattan

Manhattan

Average RPI Win:	205	WON-LOST	WINNING	LAST 15	STRENGTH OF	OPP. STRENGTH	TEAM	ADJ	CONF.	ADJ CONF.				
Average RPI Loss:	182	RECORD	PCT. RANK	GAMES	SCHEDULE	OF SCHEDULE	RPI	RPI	RPI	RPI				
DIV. I ONLY	21-31-0	.40385	219	6-9-0	244	253	216	.46482	216	29	29			
DIV. I NON-CONF.	11-17-0	.39286	212	1-1-0	216	163	161	.48992	161	28	28			
<hr/>														
TOTALS	RPI 1-25	RPI 26-50		W-L RECORDS		RPI 51-100		RPI 101-150		RPI 150+				
21-31-0	0-0-0	0-0-0		OVERALL		2-3-0		2-6-0		17-22-0				
6-7-0	0-0-0	0-0-0		HOME		0-1-0		0-0-0		6-6-0				
14-23-0	0-0-0	0-0-0		AWAY		2-2-0		2-6-0		10-15-0				
1-1-0	0-0-0	0-0-0		NEUTRAL		0-0-0		0-0-0		1-1-0				
<hr/>														
11-17-0	0-0-0	0-0-0		NON-CONFERENCE		2-3-0		2-6-0		7-8-0				
1-2-0	0-0-0	0-0-0		HOME		0-1-0		0-0-0		1-1-0				
10-15-0	0-0-0	0-0-		AWAY		2-2-0		2-6-0		6-7-0				
0-0-0	0-0-0	0-0-0		NEUTRAL		0-0-0		0-0-0		0-0-0				
<hr/>														
10-14-0	0-0-0	0-0-0		CONFERENCE		0-0-0		0-0-0		10-14-0				
5-5-0	0-0-0	0-0-0		HOME		0-0-0		0-0-0		5-5-0				
4-8-0	0-0-0	0-0-0		AWAY		0-0-0		0-0-0		4-8-0				
1-1-0	0-0-0	0-0-0		NEUTRAL		0-0-0		0-0-0		1-1-0				
<hr/>														
RPI	S	Opponent	Score	RPI	S	Opponent	Score	RPI	S	Opponent	Score			
				61 A North Florida				3	0	105 A FGCU		3	10	
				61 A North Florida				8	12	105 A FGCU		4	8	
				61 A North Florida				5	6	105 A FGCU		4	10	
				66 A Hartford				7	5	105 A FGCU		10	9	
				66 H Hartford				5	11	109 A Rhode Island		2	1	
								146 A Seton Hall		2	14			
								146 A Seton Hall		1	5			
								146 A Seton Hall		1	4			
								163 A Bethune-Cookman		3	8			
								169 A Northeastern		9	12			
								180 H Monmouth		1	5			
								180 H Monmouth		3	5			
								180 H Monmouth		0	4			
								183 A Fairfield		4	8			
								183 A Fairfield		5	4			
								183 A Fairfield		2	6			
								196 A Canisius		5	13			
								196 A Canisius		5	1			
								196 A Canisius		7	4			
								199 A Virginia Tech		4	2			
				199 A Virginia Tech		3	4							
				199 A Virginia Tech		2	5							
				199 A Virginia Tech		4	13							
				203 A Central Conn. St.		9	5							
				210 H Yale		6	8							
				211 A Albany (NY)		14	24							
				215 H Manhattan		5	3							
<hr/>														
LAST 15 GAMES														
183 A Fairfield				4	8	269 N Rider				9	8			
183 A Fairfield				5	4	269 H Rider				1	3			
183 A Fairfield				2	6	180 H Monmouth				3	5			
196 A Canisius				5	13									
196 A Canisius				5	1									

Non-Div. I Games:

Quinnipiac

196 A Canisius	7	4
269 N Rider	2	5

RPI	S	Opponent	Score	
215	H	Manhattan	11	17
215	H	Manhattan	10	4
221	A	Dartmouth	5	4
239	A	Appalachian St.	7	2
239	A	Appalachian St.	3	2
239	A	Appalachian St.	4	3
239	A	Appalachian St.	7	10
243	A	Siena	7	0
243	A	Siena	7	8
243	A	Siena	2	3
251	H	Massachusetts	7	0
252	A	Marist	2	5
252	A	Marist	0	6
252	A	Marist	2	4
269	H	Rider	1	3
269	N	Rider	9	8
269	N	Rider	2	5
284	H	Iona	4	3
284	H	Iona	2	0
284	H	Iona	3	2

Q
u
i
n
n
i
p
i
a
c

Q
u
i
n
n
i
p
i
a
c

Average RPI Win:	209	WON-LOST	WINNING	LAST 15	STRENGTH OF	OPP. STRENGTH	TEAM	ADJ	CONF.	ADJ CONF.		
Average RPI Loss:	75	RECORD	PCT. RANK	GAMES	SCHEDULE	OF SCHEDULE	RPI	RPI	RPI	RPI		
DIV. I ONLY		15-37-0	.28846	275	3-12-0	49	133	217	.46422	217	12	12
DIV. I NON-CONF.		7-13-0	.35	230	0-4-0	5	150	149	.49735	149	10	10
<hr/>												
TOTALS	RPI 1-25	RPI 26-50		W-L RECORDS		RPI 51-100		RPI 101-150		RPI 150+		
15-37-0	1-7-0	0-12-0		OVERALL		1-9-0		0-3-0		13-6-0		
11-17-0	1-1-0	0-3-0		HOME		1-5-0		0-3-0		9-5-0		
4-19-0	0-5-0	0-9-0		AWAY		0-4-0		0-0-0		4-1-0		
0-1-0	0-1-0	0-0-0		NEUTRAL		0-0-0		0-0-0		0-0-0		
7-13-0	1-7-0	0-3-0		NON-CONFERENCE		0-1-0		0-0-0		6-2-0		
7-3-0	1-1-0	0-0-0		HOME		0-0-0		0-0-0		6-2-0		
0-9-0	0-5-0	0-0-		AWAY		0-1-0		0-0-0		0-0-0		
0-1-0	0-1-0	0-0-0		NEUTRAL		0-0-0		0-0-0		0-0-0		
8-24-0	0-0-0	0-9-0		CONFERENCE		1-8-0		0-3-0		7-4-0		
4-14-0	0-0-0	0-3-0		HOME		1-5-0		0-3-0		3-3-0		
4-10-0	0-0-0	0-6-0		AWAY		0-3-0		0-0-0		4-1-0		
0-0-0	0-0-0	0-0-0		NEUTRAL		0-0-0		0-0-0		0-0-0		
<hr/>												
RPI S	Opponent	Score		RPI S	Opponent	Score		RPI S	Opponent	Score		
4 A	Texas A&M	4	10	33 A	Oklahoma St.	0	16	69 A	Oklahoma	1	7	
14 H	Texas Tech	2	7	33 A	Oklahoma St.	2	8	77 H	Lamar	5	8	
14 N	Texas Tech	4	5	33 A	Oklahoma St.	4	8	77 H	Lamar	5	7	
18 A	TCU	4	6	34 H	Southeastern La.	2	10	77 H	Lamar	6	16	
22 A	Dallas Baptist	2	3	34 H	Southeastern La.	3	4	84 H	New Orleans	4	6	
22 H	Dallas Baptist	3	2	34 H	Southeastern La.	7	9	84 H	New Orleans	6	1	
23 A	Arizona	3	8	41 A	Sam Houston St.	3	6	84 H	New Orleans	0	1	
23 A	Arizona	1	12	41 A	Sam Houston St.	1	3	96 A	McNeese St.	3	4	
				41 A	Sam Houston St.	1	2	96 A	McNeese St.	0	3	
				47 A	Northwestern St.	0	2	96 A	McNeese St.	6	10	
				47 A	Northwestern St.	9	10					
				47 A	Northwestern St.	3	4					

Non-Div. I Games: Tex. Permian Basin 10 0

Abilene Christian

22	A	Dallas Baptist	2	3
274	A	Incarnate Word	1	0

A
b
i
l
e
n
e
C
h
r
i
s
t
i
a
n

A
b
i
l
e
n
e
C
h
r
i
s
t
i
a
n

Average RPI Win: 196		WON-LOST	WINNING	LAST 15	STRENGTH OF		OPP. STRENGTH	TEAM	ADJ	CONF.	ADJ CONF.
Average RPI Loss: 153		RECORD	PCT. RANK	GAMES	SCHEDULE		OF SCHEDULE	RPI	RPI	RPI	RPI
DIV. I ONLY		20-32-0	.38462	231	3-12-0		163	254	218	.46357	218
DIV. I NON-CONF.		15-13-0	.53571	127	3-3-0		199	279	150	.49698	150
TOTALS		RPI 1-25	RPI 26-50		W-L RECORDS		RPI 51-100		RPI 101-150		RPI 150+
20-32-0		0-2-0	0-1-0		OVERALL		1-6-0		3-3-0		16-20-0
8-14-0		0-0-0	0-1-0		HOME		1-3-0		2-1-0		5-9-0
9-17-0		0-2-0	0-0-0		AWAY		0-3-0		1-1-0		8-11-0
3-1-0		0-0-0	0-0-0		NEUTRAL		0-0-0		0-1-0		3-0-0
15-13-0		0-2-0	0-1-0		NON-CONFERENCE		0-1-0		1-2-0		14-7-0
4-6-0		0-0-0	0-1-0		HOME		0-1-0		0-0-0		4-4-0
8-6-0		0-2-0	0-0-0		AWAY		0-0-0		1-1-0		7-3-0
3-1-0		0-0-0	0-0-0		NEUTRAL		0-0-0		0-1-0		3-0-0
5-19-0		0-0-0	0-0-0		CONFERENCE		1-5-0		2-1-0		2-13-0
4-8-0		0-0-0	0-0-0		HOME		1-2-0		2-1-0		1-5-0
1-11-0		0-0-0	0-0-0		AWAY		0-3-0		0-0-0		1-8-0
0-0-0		0-0-0	0-0-0		NEUTRAL		0-0-0		0-0-0		0-0-0
RPI S	Opponent	Score	RPI S	Opponent	Score	RPI S	Opponent	Score	RPI S	Opponent	Score
11 A	Mississippi St.	2 4	29 H	Bryant	4 15	59 H	UConn	2 4	107 H	Binghamton	2 1
11 A	Mississippi St.	2 4				66 A	Hartford	4 17	107 H	Binghamton	8 7
						66 A	Hartford	6 23	107 H	Binghamton	0 5
						66 A	Hartford	10 14	141 N	San Francisco	1 8
						66 H	Hartford	6 5	148 A	Delaware	5 3
						66 H	Hartford	0 6	148 A	Delaware	2 4
						66 H	Hartford	3 4	158 A	Holy Cross	5 2
									160 A	Stony Brook	2 1
									160 A	Stony Brook	3 5
									160 A	Stony Brook	0 5
									169 H	Northeastern	2 7
									171 A	UMBC	0 1
									171 A	UMBC	3 4
									171 A	UMBC	5 10
									171 H	UMBC	6 7
									171 H	UMBC	1 2
									171 H	UMBC	3 7
									180 A	Monmouth	4 5
									180 A	Monmouth	10 7
									181 N	Nicholls St.	9 6
									181 N	Nicholls St.	11 2
									184 A	Santa Clara	3 0
									184 A	Santa Clara	1 7
									184 A	Santa Clara	4 3
									211 H	Albany (NY)	2 5
									211 H	Albany (NY)	2 4
									211 H	Albany (NY)	6 1
LAST 15 GAMES			180 A	Monmouth	10 7	251 H	Massachusetts	7 3	184 A	Santa Clara	1 7
			180 A	Monmouth	4 5	169 H	Northeastern	2 7	184 A	Santa Clara	4 3
			243 H	Siena	9 4	171 H	UMBC	6 7	211 H	Albany (NY)	2 5
			29 H	Bryant	4 15				211 H	Albany (NY)	2 4
			66 A	Hartford	4 17				211 H	Albany (NY)	6 1

Non-Div. I Games:

UMass Lowell

66	A	Hartford	10	14
66	A	Hartford	6	23

RPI	S	Opponent	Score	
221	A	Dartmouth	11	6
234	H	Harvard	4	9
236	A	Brown	9	8
241	A	Maine	4	7
241	A	Maine	1	8
241	A	Maine	0	1
243	H	Siena	9	4
251	H	Massachusetts	7	3
252	A	Marist	3	6
254	A	Army West Point	7	5
279	H	NYIT	1	7
279	H	NYIT	6	4
279	H	NYIT	8	0
279	H	NYIT	2	8
291	N	Delaware St.	3	0

Average RPI Win: 170		WON-LOST	WINNING	LAST 15	STRENGTH OF		OPP. STRENGTH	TEAM	ADJ	CONF.	ADJ CONF.
Average RPI Loss: 105		RECORD	PCT. RANK	GAMES	SCHEDULE		OF SCHEDULE	RPI	RPI	RPI	RPI
DIV. I ONLY		17-37-0	.31481	268	5-10-0		121	126	219	.46301	219
DIV. I NON-CONF.		10-22-0	.3125	249	0-1-0		203	141	246	.45066	245
TOTALS		RPI 1-25	RPI 26-50		W-L RECORDS		RPI 51-100		RPI 101-150		RPI 150+
17-37-0		0-3-0	1-3-0		OVERALL		3-14-0		4-12-0		9-5-0
6-14-0		0-2-0	0-0-0		HOME		1-3-0		2-7-0		3-2-0
6-19-0		0-0-0	0-3-0		AWAY		2-10-0		2-3-0		2-3-0
5-4-0		0-1-0	1-0-0		NEUTRAL		0-1-0		0-2-0		4-0-0
10-22-0		0-0-0	1-3-0		NON-CONFERENCE		2-9-0		0-6-0		7-4-0
2-7-0		0-0-0	0-0-0		HOME		1-3-0		0-3-0		1-1-0
3-13-0		0-0-0	0-0-		AWAY		1-5-0		0-2-0		2-3-0
5-2-0		0-0-0	1-0-0		NEUTRAL		0-1-0		0-1-0		4-0-0
7-15-0		0-3-0	0-0-0		CONFERENCE		1-5-0		4-6-0		2-1-0
4-7-0		0-2-0	0-0-0		HOME		0-0-0		2-4-0		2-1-0
3-6-0		0-0-0	0-0-0		AWAY		1-5-0		2-1-0		0-0-0
0-2-0		0-1-0	0-0-0		NEUTRAL		0-0-0		0-1-0		0-0-0
RPI S	Opponent	Score	RPI S	Opponent	Score	RPI S	Opponent	Score	RPI S	Opponent	Score
22 H	Dallas Baptist	2 7	30 A	Tulane	0 13	55 A	Illinois	1 7	101 N	Indiana	1 14
22 H	Dallas Baptist	1 7	30 A	Tulane	2 3	55 H	Illinois	3 8	110 H	Bradley	3 5
22 N	Dallas Baptist	5 9	30 A	Tulane	3 9	71 A	Indiana St.	5 1	110 H	Bradley	4 3
			44 N	Ohio St.	5 4	71 A	Indiana St.	5 6	110 H	Bradley	2 10
						71 A	Indiana St.	2 3	123 H	Southern Ill.	1 0
						73 N	Michigan St.	0 15	123 H	Southern Ill.	6 8
						85 A	Oregon	3 2	123 H	Southern Ill.	3 7
						85 A	Oregon	2 4	136 A	Valparaiso	6 8
						85 A	Oregon	5 8	138 A	Evansville	8 6
						85 A	Oregon	1 3	138 A	Evansville	3 4
						86 A	Missouri St.	5 17	138 A	Evansville	4 0
						86 A	Missouri St.	2 5	138 N	Evansville	3 4
						86 A	Missouri St.	2 9	143 A	Milwaukee	3 4
						88 H	Xavier	1 12	143 H	Milwaukee	1 4
						88 H	Xavier	6 5	143 H	Milwaukee	5 8
						88 H	Xavier	5 11	143 H	Milwaukee	3 4
						94 A	FIU	6 11	186 H	Wichita St.	6 4
									186 H	Wichita St.	12 15
									186 H	Wichita St.	8 6
									190 A	Belmont	10 13
									190 A	Belmont	5 7
									190 A	Belmont	23 5
									220 N	Central Mich.	13 7
									229 N	Western Mich.	2 1
									242 A	Saint Louis	4 5
									256 N	Northwestern	10 4
									272 H	Eastern Ill.	1 2
LAST 15 GAMES			LAST 15 GAMES			LAST 15 GAMES			LAST 15 GAMES		
			138 N	Evansville	3 4	186 H	Wichita St.	6 4			
			22 N	Dallas Baptist	5 9	143 A	Milwaukee	3 4			
			86 A	Missouri St.	2 5	110 H	Bradley	4 3			
			86 A	Missouri St.	5 17						
			86 A	Missouri St.	2 9						

Non-Div. I Games:

Illinois St.

Illinois St.

186 H Wichita St.	8	6
186 H Wichita St.	12	15

Through Games Of May 28, 2016

RPI	S	Opponent	Score	
275	H	Purdue	10	2
276	N	Butler	9	2
280	A	SIUE	9	3

Illinois St.

I
l
l
i
n
o
i
s
s
t
.

I
l
l
i
n
o
i
s
s
t
.

Average RPI Win:	187	WON-LOST	WINNING	LAST 15	STRENGTH OF	OPP. STRENGTH	TEAM	ADJ	CONF.	ADJ CONF.				
Average RPI Loss:	138	RECORD	PCT. RANK	GAMES	SCHEDULE	OF SCHEDULE	RPI	RPI	RPI	RPI				
DIV. I ONLY	23-37-0	.38333	234	11-4-0	185	198	220	.46289	220	23	23			
DIV. I NON-CONF.	7-22-0	.24138	271	3-0-0	116	96	244	.45136	244	22	22			
<hr/>														
TOTALS	RPI 1-25	RPI 26-50		W-L RECORDS		RPI 51-100		RPI 101-150		RPI 150+				
23-37-0	0-0-0	1-2-0		OVERALL		2-14-0		0-5-0		20-16-0				
11-8-0	0-0-0	1-0-0		HOME		2-2-0		0-0-0		8-6-0				
6-20-0	0-0-0	0-1-0		AWAY		0-8-0		0-4-0		6-7-0				
6-9-0	0-0-0	0-1-0		NEUTRAL		0-4-0		0-1-0		6-3-0				
<hr/>														
7-22-0	0-0-0	1-2-0		NON-CONFERENCE		1-12-0		0-5-0		5-3-0				
3-0-0	0-0-0	1-0-0		HOME		1-0-0		0-0-0		1-0-0				
1-15-0	0-0-0	0-0-		AWAY		0-8-0		0-4-0		1-2-0				
3-7-0	0-0-0	0-1-0		NEUTRAL		0-4-0		0-1-0		3-1-0				
<hr/>														
16-15-0	0-0-0	0-0-0		CONFERENCE		1-2-0		0-0-0		15-13-0				
8-8-0	0-0-0	0-0-0		HOME		1-2-0		0-0-0		7-6-0				
5-5-0	0-0-0	0-0-0		AWAY		0-0-0		0-0-0		5-5-0				
3-2-0	0-0-0	0-0-0		NEUTRAL		0-0-0		0-0-0		3-2-0				
<hr/>														
RPI	S	Opponent	Score	RPI	S	Opponent	Score	RPI	S	Opponent	Score			
				37	A	Michigan	7 9	55	N	Illinois	4 9			
				37	H	Michigan	8 7	56	N	St. Mary's (CA)	4 15			
				39	N	Boston College	3 9	65	H	Kent St.	2 5			
								65	H	Kent St.	13 10			
								65	H	Kent St.	5 17			
								73	A	Michigan St.	1 4			
								73	H	Michigan St.	12 1			
								73	N	Michigan St.	3 7			
								81	N	Tennessee	1 20			
								86	A	Missouri St.	0 2			
								86	A	Missouri St.	1 9			
								86	A	Missouri St.	1 7			
								88	A	Xavier	5 8			
								88	A	Xavier	0 5			
								88	A	Xavier	4 7			
								95	A	Notre Dame	6 7			
											122	A	Arkansas	1 6
											122	A	Arkansas	4 9
											122	A	Arkansas	3 4
											139	N	Saint Joseph's	2 5
											150	A	Stetson	3 4
											165	H	Miami (OH)	4 3
											165	H	Miami (OH)	3 7
											165	H	Miami (OH)	3 1
											165	N	Miami (OH)	5 3
											165	N	Miami (OH)	5 10
											167	A	Oakland	7 4
											167	H	Oakland	6 3
											177	H	Ball St.	7 10
											177	H	Ball St.	7 3
											177	H	Ball St.	2 4
											177	N	Ball St.	4 0
											185	A	Eastern Mich.	0 3
											185	A	Eastern Mich.	3 2
											185	A	Eastern Mich.	1 6
											197	N	North Dakota St.	11 4
											204	H	Toledo	3 4
											204	H	Toledo	14 2
											204	H	Toledo	1 0
											212	A	Northern Ill.	2 3
											212	A	Northern Ill.	7 6
											212	A	Northern Ill.	6 9
											213	A	Grand Canyon	4 5
				LAST 15 GAMES										
				229	N	Western Mich.	10 3	229	H	Western Mich.	1 2			
				229	N	Western Mich.	0 4	73	H	Michigan St.	12 1			
				165	N	Miami (OH)	5 3	165	H	Miami (OH)	3 1			
				177	N	Ball St.	4 0							
				165	N	Miami (OH)	5 10							

Non-Div. I Games: Saginaw Valley 7 4

Central Mich.

229	H	Western Mich.	3	1
229	H	Western Mich.	8	1

RPI	S	Opponent	Score	
213	A	Grand Canyon	1	3
219	N	Illinois St.	7	13
229	H	Western Mich.	8	1
229	H	Western Mich.	3	1
229	H	Western Mich.	1	2
229	N	Western Mich.	10	3
229	N	Western Mich.	0	4
237	A	Ohio	8	2
237	A	Ohio	13	11
237	A	Ohio	4	5
240	N	Villanova	9	5
262	A	Bowling Green	10	5
262	H	Bowling Green	0	4
276	N	Butler	8	3

Average RPI Win: 219		WON-LOST RECORD		WINNING PCT. RANK		LAST 15 GAMES		STRENGTH OF SCHEDULE		OPP. STRENGTH OF SCHEDULE		TEAM RPI		ADJ RPI		CONF. RPI		ADJ CONF. RPI	
DIV. I ONLY		18-25-0		.4186 214		8-7-0		236		184		221		.46175 221		25		25	
DIV. I NON-CONF.		7-15-0		.31818 247		1-0-0		134		120		218		.46534 218		20		20	
TOTALS		RPI 1-25		RPI 26-50		W-L RECORDS		RPI 51-100		RPI 101-150		RPI 150+							
18-25-0		0-3-0		0-0-0		OVERALL		0-4-0		1-3-0		17-15-0							
7-7-0		0-0-0		0-0-0		HOME		0-0-0		0-0-0		7-7-0							
8-12-0		0-3-0		0-0-0		AWAY		0-2-0		1-2-0		7-5-0							
3-6-0		0-0-0		0-0-0		NEUTRAL		0-2-0		0-1-0		3-3-0							
7-15-0		0-3-0		0-0-0		NON-CONFERENCE		0-4-0		1-1-0		6-7-0							
2-2-0		0-0-0		0-0-0		HOME		0-0-0		0-0-0		2-2-0							
2-7-0		0-3-0		0-0-		AWAY		0-2-0		1-0-0		1-2-0							
3-6-0		0-0-0		0-0-0		NEUTRAL		0-2-0		0-1-0		3-3-0							
11-10-0		0-0-0		0-0-0		CONFERENCE		0-0-0		0-2-0		11-8-0							
5-5-0		0-0-0		0-0-0		HOME		0-0-0		0-0-0		5-5-0							
6-5-0		0-0-0		0-0-0		AWAY		0-0-0		0-2-0		6-3-0							
0-0-0		0-0-0		0-0-0		NEUTRAL		0-0-0		0-0-0		0-0-0							
RPI	S	Opponent		Score		RPI	S	Opponent		Score		RPI	S	Opponent		Score			
1	A	Florida		0 7								102	A	Princeton		1 2			
1	A	Florida		6 8								102	A	Princeton		8 9			
1	A	Florida		3 4								110	N	Bradley		2 7			
												150	A	Stetson		2 1			
												158	H	Holy Cross		2 1			
												166	A	South Fla.		0 4			
												166	A	South Fla.		1 0			
												166	A	South Fla.		0 4			
												179	H	Columbia		7 6			
												179	H	Columbia		3 1			
												210	A	Yale		4 5			
												210	H	Yale		3 4			
												210	H	Yale		3 5			
												210	H	Yale		6 7			
												210	H	Yale		10 4			
												216	H	Quinnipiac		4 5			
												218	H	UMass Lowell		6 11			
												233	H	Penn		1 11			
												233	H	Penn		2 1			
												234	A	Harvard		2 1			
												234	A	Harvard		3 1			
												234	H	Harvard		1 3			
												234	H	Harvard		3 1			
												236	A	Brown		0 2			
												236	A	Brown		4 3			
												236	A	Brown		15 0			
												236	A	Brown		2 4			
LAST 15 GAMES																			
		210 A Yale		4 5				210 H Yale		10 4				234 H Harvard		3 1			
		234 H Harvard		1 3				210 H Yale		6 7				236 A Brown		0 2			
		234 H Harvard		3 1				210 H Yale		3 5				236 A Brown		4 3			
		234 A Harvard		3 1										236 A Brown		15 0			
		234 A Harvard		2 1										236 A Brown		2 4			

Non-Div. I Games:

Dartmouth

243	H	Siena	5	3
210	H	Yale	3	4

RPI	S	Opponent	Score	
240	N	Villanova	1	14
241	N	Maine	4	2
243	H	Siena	5	3
245	N	Lehigh	7	15
245	N	Lehigh	5	4
245	N	Lehigh	4	5
249	A	Cornell	9	3
249	A	Cornell	3	1
261	N	Bucknell	6	4

Dartmouth

D
a
r
t
m
o
u
t
h

D
a
r
t
m
o
u
t
h

Average RPI Win:	238	WON-LOST RECORD	WINNING PCT. RANK	LAST 15 GAMES	STRENGTH OF SCHEDULE	OPP. STRENGTH OF SCHEDULE	TEAM RPI	ADJ RPI	CONF. RPI	ADJ CONF. RPI		
Average RPI Loss:	190											
DIV. I ONLY	26-22-1	.54082	116	9-6-0	289	252	222	.46147	222	24	24	
DIV. I NON-CONF.	15-9-1	.62	74	2-1-0	298	266	215	.46738	215	25	25	
<hr/>												
TOTALS	RPI 1-25	RPI 26-50		W-L RECORDS		RPI 51-100		RPI 101-150		RPI 150+		
26-22-1	0-0-0	0-0-0		OVERALL		0-3-0		2-5-0		24-14-1		
11-7-1	0-0-0	0-0-0		HOME		0-0-0		0-1-0		11-6-1		
9-14-0	0-0-0	0-0-0		AWAY		0-3-0		2-4-0		7-7-0		
6-1-0	0-0-0	0-0-0		NEUTRAL		0-0-0		0-0-0		6-1-0		
<hr/>												
15-9-1	0-0-0	0-0-0		NON-CONFERENCE		0-0-0		0-1-0		15-8-1		
4-2-1	0-0-0	0-0-0		HOME		0-0-0		0-1-0		4-1-1		
5-6-0	0-0-0	0-0-		AWAY		0-0-0		0-0-0		5-6-0		
6-1-0	0-0-0	0-0-0		NEUTRAL		0-0-0		0-0-0		6-1-0		
<hr/>												
11-13-0	0-0-0	0-0-0		CONFERENCE		0-3-0		2-4-0		9-6-0		
7-5-0	0-0-0	0-0-0		HOME		0-0-0		0-0-0		7-5-0		
4-8-0	0-0-0	0-0-0		AWAY		0-3-0		2-4-0		2-1-0		
0-0-0	0-0-0	0-0-0		NEUTRAL		0-0-0		0-0-0		0-0-0		
<hr/>												
RPI	S	Opponent	Score	RPI	S	Opponent	Score	RPI	S	Opponent	Score	
				75 A VCU				5	6	107 H Binghamton	2	4
				75 A VCU				1	4	109 A Rhode Island	3	6
				75 A VCU				2	3	109 A Rhode Island	1	3
										109 A Rhode Island	1	4
										139 A Saint Joseph's	1	4
										139 A Saint Joseph's	2	0
										139 A Saint Joseph's	7	2
										178 A James Madison	5	7
										178 A James Madison	1	4
										196 H Canisius	8	5
										197 N North Dakota St.	2	0
										197 N North Dakota St.	6	1
										203 N Central Conn. St.	8	1
										203 N Central Conn. St.	0	3
										203 N Central Conn. St.	6	2
										235 A Dayton	12	13
										235 A Dayton	6	3
										235 A Dayton	4	3
										240 A Villanova	3	7
										240 A Villanova	2	5
										241 N Maine	4	3
										241 N Maine	9	2
										242 H Saint Louis	4	7
										242 H Saint Louis	1	6
						242 H Saint Louis	4	2				
						246 A Buffalo	6	1				
						246 H Buffalo	9	2				
<hr/>												
				LAST 15 GAMES								
139 A Saint Joseph's				2	0	273 H George Mason		3	4	242 H Saint Louis		
139 A Saint Joseph's				7	2	273 H George Mason		3	0	242 H Saint Louis		
139 A Saint Joseph's				1	4	196 H Canisius		8	5	242 H Saint Louis		
242 H Saint Louis				1	6					246 A Buffalo		
242 H Saint Louis				4	7					246 H Buffalo		

Non-Div. I Games:

St. Bonaventure

242 H Saint Louis	4	2
273 H George Mason	16	3

RPI	S	Opponent	Score	
246	H	Buffalo	2	1
251	H	Massachusetts	2	3
251	H	Massachusetts	5	3
251	H	Massachusetts	7	3
261	H	Bucknell	6	4
267	A	Niagara	8	3
267	A	Niagara	3	5
267	H	Niagara	1	1
267	H	Niagara	3	4
273	H	George Mason	16	3
273	H	George Mason	3	0
273	H	George Mason	3	4
277	H	La Salle	6	3
277	H	La Salle	3	1
277	H	La Salle	5	6
288	A	Savannah St.	10	1
288	A	Savannah St.	1	7
288	A	Savannah St.	7	4
288	A	Savannah St.	9	2

St. Bonaventure

S
t
.
B
o
n
a
v
e
n
t
u
r
e

S
t
.
B
o
n
a
v
e
n
t
u
r
e

Average RPI Win:		196	WON-LOST RECORD		WINNING PCT. RANK	LAST 15 GAMES	STRENGTH OF SCHEDULE		OPP. STRENGTH OF SCHEDULE	TEAM RPI	ADJ RPI	CONF. RPI	ADJ CONF. RPI
Average RPI Loss:		136											
DIV. I ONLY		22-30-0			.42308 210	5-10-0	206		152	223	.4614 223	15	15
DIV. I NON-CONF.		17-15-0			.53125 129	1-2-0	242		171	202	.47351 202	17	17
TOTALS		RPI 1-25	RPI 26-50		W-L RECORDS		RPI 51-100		RPI 101-150		RPI 150+		
22-30-0		0-2-0	0-0-0		OVERALL		2-10-0		4-5-0		16-13-0		
17-13-0		0-1-0	0-0-0		HOME		2-4-0		3-2-0		12-6-0		
5-17-0		0-1-0	0-0-0		AWAY		0-6-0		1-3-0		4-7-0		
0-0-0		0-0-0	0-0-0		NEUTRAL		0-0-0		0-0-0		0-0-0		
17-15-0		0-2-0	0-0-0		NON-CONFERENCE		0-6-0		2-1-0		15-6-0		
13-8-0		0-1-0	0-0-0		HOME		0-3-0		1-1-0		12-3-0		
4-7-0		0-1-0	0-0-		AWAY		0-3-0		1-0-0		3-3-0		
0-0-0		0-0-0	0-0-0		NEUTRAL		0-0-0		0-0-0		0-0-0		
5-15-0		0-0-0	0-0-0		CONFERENCE		2-4-0		2-4-0		1-7-0		
4-5-0		0-0-0	0-0-0		HOME		2-1-0		2-1-0		0-3-0		
1-10-0		0-0-0	0-0-0		AWAY		0-3-0		0-3-0		1-4-0		
0-0-0		0-0-0	0-0-0		NEUTRAL		0-0-0		0-0-0		0-0-0		
RPI S	Opponent	Score	RPI S	Opponent	Score	RPI S	Opponent	Score	RPI S	Opponent	Score		
8 A	South Carolina	1 4				61 A	North Florida	3 10	105 H	FGCU	21 18		
8 H	South Carolina	6 12				61 A	North Florida	6 13	105 H	FGCU	7 3		
						61 A	North Florida	4 15	105 H	FGCU	13 15		
						67 A	Kentucky	0 3	130 A	Furman	11 3		
						67 A	Kentucky	3 5	130 H	Furman	8 2		
						67 A	Kentucky	1 3	138 H	Evansville	2 5		
						82 H	Jacksonville	4 3	150 A	Stetson	2 9		
						82 H	Jacksonville	3 2	150 A	Stetson	5 9		
						82 H	Jacksonville	3 12	150 A	Stetson	3 9		
						88 H	Xavier	7 8	155 A	Gardner-Webb	3 0		
						88 H	Xavier	2 3	155 H	Gardner-Webb	7 4		
						88 H	Xavier	1 6	159 H	Kennesaw St.	5 6		
									159 H	Kennesaw St.	6 8		
									159 H	Kennesaw St.	9 14		
									160 H	Stony Brook	8 6		
									180 H	Monmouth	7 1		
									191 A	Wofford	3 6		
									191 H	Wofford	2 0		
									194 A	Lipscomb	7 6		
									194 A	Lipscomb	6 7		
									194 A	Lipscomb	4 5		
									202 H	Radford	5 7		
									202 H	Radford	2 13		
									209 A	Presbyterian	1 3		
									209 H	Presbyterian	5 6		
									235 H	Dayton	6 4		
									238 A	Charleston So.	1 3		
			LAST 15 GAMES										
			82 H	Jacksonville	3 12	105 H	FGCU	13 15	202 H	Radford	2 13		
			82 H	Jacksonville	3 2	105 H	FGCU	21 18	209 A	Presbyterian	1 3		
			82 H	Jacksonville	4 3	105 H	FGCU	7 3	209 H	Presbyterian	5 6		
			209 A	Presbyterian	1 3				235 H	Dayton	6 4		
			61 A	North Florida	6 13				238 A	Charleston So.	1 3		

Non-Div. I Games:

USC Upstate

61	A	North Florida	3	10
61	A	North Florida	4	15

RPI	S	Opponent	Score	
238	H	Charleston So.	11	6
260	A	The Citadel	7	1
260	H	The Citadel	14	1
263	A	NJIT	2	4
263	A	NJIT	6	8
265	H	Lafayette	8	7
265	H	Lafayette	8	4
269	H	Rider	10	3
273	H	George Mason	5	4
285	A	UNC Asheville	9	3
285	H	UNC Asheville	9	3

Average RPI Win:		153	WON-LOST RECORD		WINNING PCT. RANK		LAST 15 GAMES		STRENGTH OF SCHEDULE		OPP. STRENGTH OF SCHEDULE		TEAM RPI		ADJ RPI		CONF. RPI		ADJ CONF. RPI				
DIV. I ONLY			17-36-0		.32075	266	5-10-0		95		139		225		.46106		224	8		8			
DIV. I NON-CONF.			12-17-0		.41379	199	2-1-0		162		161		222		.46481		222	13		13			
TOTALS		RPI 1-25		RPI 26-50		W-L RECORDS		RPI 51-100		RPI 101-150		RPI 150+											
17-36-0		2-1-0		1-6-0		OVERALL		0-9-0		4-10-0		10-10-0											
11-18-0		2-1-0		1-0-0		HOME		0-6-0		2-3-0		6-8-0											
5-16-0		0-0-0		0-6-0		AWAY		0-3-0		1-5-0		4-2-0											
1-2-0		0-0-0		0-0-0		NEUTRAL		0-0-0		1-2-0		0-0-0											
12-17-0		0-0-0		1-3-0		NON-CONFERENCE		0-6-0		2-3-0		9-5-0											
8-9-0		0-0-0		1-0-0		HOME		0-3-0		1-1-0		6-5-0											
3-6-0		0-0-0		0-0-		AWAY		0-3-0		0-0-0		3-0-0											
1-2-0		0-0-0		0-0-0		NEUTRAL		0-0-0		1-2-0		0-0-0											
5-19-0		2-1-0		0-3-0		CONFERENCE		0-3-0		2-7-0		1-5-0											
3-9-0		2-1-0		0-0-0		HOME		0-3-0		1-2-0		0-3-0											
2-10-0		0-0-0		0-3-0		AWAY		0-0-0		1-5-0		1-2-0											
0-0-0		0-0-0		0-0-0		NEUTRAL		0-0-0		0-0-0		0-0-0											
RPI	S	Opponent		Score		RPI	S	Opponent		Score		RPI	S	Opponent		Score		RPI	S	Opponent		Score	
24	H	UC Santa Barbara		6	2	37	H	Michigan		4	3	51	H	Long Beach St.		1	14	119	H	UC Irvine		4	6
24	H	UC Santa Barbara		13	3	38	A	Arizona St.		3	4	51	H	Long Beach St.		1	11	119	H	UC Irvine		1	11
24	H	UC Santa Barbara		3	7	38	A	Arizona St.		5	6	51	H	Long Beach St.		3	6	119	H	UC Irvine		9	6
						38	A	Arizona St.		2	3	56	A	St. Mary's (CA)		6	7	124	A	Cal Poly		5	10
						43	A	Cal St. Fullerton		0	10	74	A	Stanford		1	3	124	A	Cal Poly		1	2
						43	A	Cal St. Fullerton		2	3	74	H	Stanford		2	5	124	A	Cal Poly		11	5
						43	A	Cal St. Fullerton		3	13	74	H	Stanford		9	14	132	N	Utah Valley		2	0
												89	A	Nevada		4	5	132	N	Utah Valley		8	10
												89	H	Nevada		1	3	139	N	Saint Joseph's		8	10
																		140	A	CSUN		8	11
																		140	A	CSUN		2	4
																		140	A	CSUN		4	5
																		141	H	San Francisco		1	2
																		141	H	San Francisco		15	3
																		152	A	UC Riverside		3	5
																		152	A	UC Riverside		5	8
																		152	A	UC Riverside		13	12
																		173	A	Sacramento St.		7	1
																		173	H	Sacramento St.		8	2
																		174	H	Hawaii		5	6
																		174	H	Hawaii		2	7
																		174	H	Hawaii		0	5
																		176	H	Air Force		6	2
																		176	H	Air Force		2	5
																		176	H	Air Force		8	9
																		184	A	Santa Clara		8	0
																		226	A	Pacific		7	4
					LAST 15 GAMES																		
						124	A	Cal Poly		5	10	140	A	CSUN		2	4	176	H	Air Force		6	2
						124	A	Cal Poly		11	5	140	A	CSUN		8	11	176	H	Air Force		2	5
						124	A	Cal Poly		1	2	140	A	CSUN		4	5	176	H	Air Force		8	9
						51	H	Long Beach St.		1	11							184	A	Santa Clara		8	0
						51	H	Long Beach St.		1	14							226	A	Pacific		7	4

Non-Div. I Games:

UC Davis

51	H	Long Beach St.	3	6
74	A	Stanford	1	3

RPI	S	Opponent	Score	
226	H	Pacific	9	5
226	H	Pacific	9	4
227	H	South Dakota St.	5	4
231	H	Portland	4	3
231	H	Portland	6	9
231	H	Portland	4	7
231	H	Portland	0	12

Average RPI Win: 195		WON-LOST RECORD	WINNING PCT. RANK	LAST 15 GAMES	STRENGTH OF SCHEDULE	OPP. STRENGTH OF SCHEDULE	TEAM RPI	ADJ RPI	CONF. RPI	ADJ CONF. RPI	
Average RPI Loss: 154											
DIV. I ONLY		20-35-0	.36364 241	6-9-0	162	216	226	.46066 225	14	14	
DIV. I NON-CONF.		10-21-0	.32258 245	1-1-0	182	288	249	.44816 249	15	15	
TOTALS		RPI 1-25	RPI 26-50		W-L RECORDS		RPI 51-100		RPI 101-150		RPI 150+
20-35-0	0-2-0		0-4-0		OVERALL		2-1-0		3-10-0		15-18-0
12-10-0	0-0-0		0-0-0		HOME		2-1-0		2-5-0		8-4-0
6-25-0	0-2-0		0-4-0		AWAY		0-0-0		1-5-0		5-14-0
2-0-0	0-0-0		0-0-0		NEUTRAL		0-0-0		0-0-0		2-0-0
10-21-0	0-2-0		0-1-0		NON-CONFERENCE		0-0-0		1-6-0		9-12-0
4-6-0	0-0-0		0-0-0		HOME		0-0-0		1-3-0		3-3-0
4-15-0	0-2-0		0-0-		AWAY		0-0-0		0-3-0		4-9-0
2-0-0	0-0-0		0-0-0		NEUTRAL		0-0-0		0-0-0		2-0-0
10-14-0	0-0-0		0-3-0		CONFERENCE		2-1-0		2-4-0		6-6-0
8-4-0	0-0-0		0-0-0		HOME		2-1-0		1-2-0		5-1-0
2-10-0	0-0-0		0-3-0		AWAY		0-0-0		1-2-0		1-5-0
0-0-0	0-0-0		0-0-0		NEUTRAL		0-0-0		0-0-0		0-0-0
RPI S	Opponent	Score	RPI S	Opponent	Score	RPI S	Opponent	Score	RPI S	Opponent	Score
16 A	Virginia	8 10	26 A	Wake Forest	4 8	64 H	Col. of Charleston	4 3	109 H	Rhode Island	4 9
16 A	Virginia	3 4	27 A	UNCW	2 6	64 H	Col. of Charleston	7 4	109 H	Rhode Island	2 7
			27 A	UNCW	4 11	64 H	Col. of Charleston	4 9	109 H	Rhode Island	7 1
			27 A	UNCW	2 7				120 A	William & Mary	9 1
									120 A	William & Mary	7 8
									120 A	William & Mary	1 9
									145 H	Navy	5 6
									147 A	New Mexico St.	5 8
									147 A	New Mexico St.	3 17
									147 A	New Mexico St.	8 9
									148 H	Delaware	6 9
									148 H	Delaware	10 9
									148 H	Delaware	1 6
									159 A	Kennesaw St.	8 11
									159 A	Kennesaw St.	6 5
									159 A	Kennesaw St.	7 6
									169 A	Northeastern	2 3
									169 A	Northeastern	7 4
									169 A	Northeastern	0 4
									171 A	UMBC	3 12
									171 H	UMBC	3 4
			LAST 15 GAMES						178 H	James Madison	8 4
			169 A	Northeastern	7 4	120 A	William & Mary	1 9	178 H	James Madison	3 2
			169 A	Northeastern	2 3	120 A	William & Mary	9 1	178 H	James Madison	6 4
			169 A	Northeastern	0 4	120 A	William & Mary	7 8	195 N	Richmond	3 2
			273 H	George Mason	10 11				207 A	George Washington	2 7
			148 H	Delaware	1 6				207 H	George Washington	2 10

Non-Div. I Games:

Towson

148 H Delaware	6	9
148 H Delaware	10	9

RPI	S	Opponent	Score
208	A	Elon	8 9
208	A	Elon	6 7
208	A	Elon	2 5
209	A	Presbyterian	2 6
209	A	Presbyterian	5 11
209	A	Presbyterian	5 7
234	N	Harvard	6 5
250	H	Hofstra	15 4
250	H	Hofstra	3 7
250	H	Hofstra	4 2
270	A	Norfolk St.	7 12
270	A	Norfolk St.	7 13
270	A	Norfolk St.	6 3
273	A	George Mason	3 10
273	H	George Mason	10 11
289	H	Mt. St. Mary's	8 7
291	A	Delaware St.	8 1
291	H	Delaware St.	18 4
299	H	Coppin St.	8 7

Pacific

Pacific

125	H	San Diego	4	3
125	H	San Diego	2	8

RPI	S	Opponent	Score	
256	H	Northwestern	1	3
256	H	Northwestern	5	14
256	H	Northwestern	7	3
256	H	Northwestern	7	3
268	H	Northern Colo.	4	3
268	H	Northern Colo.	8	5
268	H	Northern Colo.	1	8

Pacific

P
a
c
i
f
i
c

P
a
c
i
f
i
c

Average RPI Win: 205		WON-LOST	WINNING	LAST 15	STRENGTH OF		OPP. STRENGTH	TEAM	ADJ		CONF.	ADJ CONF.
Average RPI Loss: 140		RECORD	PCT. RANK	GAMES	SCHEDULE		OF SCHEDULE	RPI	RPI		RPI	RPI
DIV. I ONLY		19-35-0	.35185	249	5-10-0		172	233	229		.45949	227
DIV. I NON-CONF.		5-16-0	.2381	274	2-0-0		164	200	254		.44213	254
TOTALS		RPI 1-25	RPI 26-50		W-L RECORDS		RPI 51-100		RPI 101-150		RPI 150+	
19-35-0		0-2-0	0-4-0		OVERALL		2-9-0		0-0-0		17-20-0	
8-9-0		0-0-0	0-0-0		HOME		1-3-0		0-0-0		7-6-0	
10-18-0		0-2-0	0-2-0		AWAY		1-3-0		0-0-0		9-11-0	
1-8-0		0-0-0	0-2-0		NEUTRAL		0-3-0		0-0-0		1-3-0	
5-16-0		0-2-0	0-4-0		NON-CONFERENCE		1-2-0		0-0-0		4-8-0	
2-0-0		0-0-0	0-0-0		HOME		1-0-0		0-0-0		1-0-0	
3-10-0		0-2-0	0-0-		AWAY		0-1-0		0-0-0		3-5-0	
0-6-0		0-0-0	0-2-0		NEUTRAL		0-1-0		0-0-0		0-3-0	
14-19-0		0-0-0	0-0-0		CONFERENCE		1-7-0		0-0-0		13-12-0	
6-9-0		0-0-0	0-0-0		HOME		0-3-0		0-0-0		6-6-0	
7-8-0		0-0-0	0-0-0		AWAY		1-2-0		0-0-0		6-6-0	
1-2-0		0-0-0	0-0-0		NEUTRAL		0-2-0		0-0-0		1-0-0	
RPI S	Opponent	Score	RPI S	Opponent	Score	RPI S	Opponent	Score	RPI S	Opponent	Score	
11 A	Mississippi St.	5 15	27 A	UNCW	5 15	52 A	Minnesota	3 7	173 A	Sacramento St.	3 11	
11 A	Mississippi St.	4 17	28 N	Fla. Atlantic	5 11	52 H	Minnesota	7 6	173 A	Sacramento St.	7 10	
			28 N	Fla. Atlantic	2 4	57 A	Oral Roberts	3 2	173 N	Sacramento St.	0 4	
			40 A	Creighton	5 6	57 A	Oral Roberts	3 13	175 A	Omaha	9 10	
						57 A	Oral Roberts	1 9	175 A	Omaha	15 3	
						57 H	Oral Roberts	8 10	175 A	Omaha	1 4	
						57 H	Oral Roberts	2 5	175 H	Omaha	3 10	
						57 H	Oral Roberts	6 7	175 H	Omaha	9 4	
						57 N	Oral Roberts	5 6	175 H	Omaha	6 19	
						57 N	Oral Roberts	2 5	175 N	Omaha	8 0	
						75 N	VCU	8 14	197 A	North Dakota St.	7 4	
									197 A	North Dakota St.	1 4	
									197 A	North Dakota St.	2 4	
									197 H	North Dakota St.	11 3	
									197 H	North Dakota St.	5 2	
									197 H	North Dakota St.	14 7	
									205 A	IPFW	9 3	
									205 A	IPFW	10 6	
									205 A	IPFW	18 5	
									205 H	IPFW	13 12	
									205 H	IPFW	7 18	
									205 H	IPFW	5 7	
									214 N	Eastern Ky.	1 10	
									214 N	Eastern Ky.	4 6	
									224 A	UC Davis	4 5	
									226 A	Pacific	2 5	
									266 A	Western Ill.	0 2	
Non-Div. I Games:			Dakota St.	12 6	Dakota Wesleyan	7 4	Mayville St.	8 1	South Dakota St.			

197	A	North Dakota St.	2	4
52	H	Minnesota	7	6

RPI	S	Opponent	Score	
266	A	Western Ill.	11	3
266	A	Western Ill.	2	3
266	H	Western Ill.	1	3
266	H	Western Ill.	1	5
266	H	Western Ill.	6	3
268	A	Northern Colo.	11	3
268	A	Northern Colo.	8	3
268	A	Northern Colo.	6	7
290	A	North Dakota	6	3
290	H	North Dakota	5	3

South Dakota St.

S
o
u
t
h
D
a
k
o
t
a
S
t
.

S
o
u
t
h
D
a
k
o
t
a
S
t
.

Average RPI Win: 189		WON-LOST	WINNING	LAST 15	STRENGTH OF		OPP. STRENGTH	TEAM	ADJ		CONF.	ADJ CONF.
Average RPI Loss: 112		RECORD	PCT. RANK	GAMES	SCHEDULE		OF SCHEDULE	RPI	RPI		RPI	RPI
DIV. I ONLY		23-30-0	.43396	206	5-10-0		198	160	224		.45934	228
DIV. I NON-CONF.		13-10-0	.56522	109	2-1-0		266	291	247		.4485	247
TOTALS		RPI 1-25	RPI 26-50		W-L RECORDS		RPI 51-100		RPI 101-150		RPI 150+	
23-30-0		0-5-0	1-2-0		OVERALL		5-10-0		4-6-0		13-7-0	
18-16-0		0-1-0	1-2-0		HOME		3-8-0		2-1-0		12-4-0	
5-14-0		0-4-0	0-0-0		AWAY		2-2-0		2-5-0		1-3-0	
0-0-0		0-0-0	0-0-0		NEUTRAL		0-0-0		0-0-0		0-0-0	
13-10-0		0-2-0	0-0-0		NON-CONFERENCE		3-3-0		0-1-0		10-4-0	
12-7-0		0-1-0	0-0-0		HOME		2-3-0		0-0-0		10-3-0	
1-3-0		0-1-0	0-0-		AWAY		1-0-0		0-1-0		0-1-0	
0-0-0		0-0-0	0-0-0		NEUTRAL		0-0-0		0-0-0		0-0-0	
10-20-0		0-3-0	1-2-0		CONFERENCE		2-7-0		4-5-0		3-3-0	
6-9-0		0-0-0	1-2-0		HOME		1-5-0		2-1-0		2-1-0	
4-11-0		0-3-0	0-0-0		AWAY		1-2-0		2-4-0		1-2-0	
0-0-0		0-0-0	0-0-0		NEUTRAL		0-0-0		0-0-0		0-0-0	
RPI S	Opponent	Score	RPI S	Opponent	Score	RPI S	Opponent	Score	RPI S	Opponent	Score	
15 A	UL Lafayette	3 7	48 H	South Ala.	3 9	52 H	Minnesota	0 3	115 H	Arkansas St.	5 4	
15 A	UL Lafayette	1 4	48 H	South Ala.	1 2	52 H	Minnesota	4 3	115 H	Arkansas St.	14 6	
15 A	UL Lafayette	2 4	48 H	South Ala.	7 4	52 H	Minnesota	6 11	115 H	Arkansas St.	1 11	
20 A	Georgia Tech	6 11				75 H	VCU	6 8	129 A	Little Rock	7 9	
20 H	Georgia Tech	5 11				78 A	Ga. Southern	0 6	129 A	Little Rock	2 15	
						78 A	Ga. Southern	1 5	129 A	Little Rock	7 5	
						78 A	Ga. Southern	5 4	144 A	Auburn	4 7	
						87 A	Mercer	10 6	149 A	La.-Monroe	0 14	
						87 H	Mercer	4 3	149 A	La.-Monroe	3 5	
						92 H	Troy	2 4	149 A	La.-Monroe	7 3	
						92 H	Troy	3 9	151 A	Texas St.	10 9	
						92 H	Troy	3 16	151 A	Texas St.	1 10	
						98 H	UT Arlington	16 18	151 A	Texas St.	2 6	
						98 H	UT Arlington	8 7	159 A	Kennesaw St.	2 3	
						98 H	UT Arlington	5 9	159 H	Kennesaw St.	4 3	
									229 H	Western Mich.	3 2	
									239 H	Appalachian St.	10 0	
									239 H	Appalachian St.	5 4	
									239 H	Appalachian St.	5 6	
									275 H	Purdue	3 5	
									286 H	Jackson St.	12 13	
									286 H	Jackson St.	11 5	
									288 H	Savannah St.	4 1	
									288 H	Savannah St.	6 10	
									297 H	Alabama A&M	13 5	
									297 H	Alabama A&M	8 7	
									299 H	Coppin St.	12 0	

Non-Div. I Games: Fairmont St. 8 5 Fairmont St. 1 2

Georgia St.

Georgia St.

92	H	Troy	2	4
159	A	Kennesaw St.	2	3

Through Games Of May 28, 2016

RPI	S	Opponent	Score	
299	H	Coppin St.	17	0
299	H	Coppin St.	13	0
299	H	Coppin St.	22	4

Georgia St.

G
e
o
r
g
i
a
S
t
.

G
e
o
r
g
i
a
S
t
.

Average RPI Win:	203	WON-LOST RECORD	WINNING PCT. RANK	LAST 15 GAMES	STRENGTH OF SCHEDULE	OPP. STRENGTH OF SCHEDULE	TEAM RPI	ADJ RPI	CONF. RPI	ADJ CONF. RPI		
DIV. I ONLY		21-32-0	.39623	223	8-7-0	246	232	230	.45894	229	23	23
DIV. I NON-CONF.		3-18-0	.14286	293	0-1-0	231	209	286	.40237	285	22	22
<hr/>												
TOTALS	RPI 1-25	RPI 26-50		W-L RECORDS		RPI 51-100		RPI 101-150		RPI 150+		
21-32-0	0-1-0	0-0-0		OVERALL		1-3-0		1-6-0		19-22-0		
7-5-0	0-0-0	0-0-0		HOME		0-0-0		0-1-0		7-4-0		
9-22-0	0-1-0	0-0-0		AWAY		1-3-0		0-3-0		8-14-0		
5-5-0	0-0-0	0-0-0		NEUTRAL		0-0-0		1-2-0		4-3-0		
<hr/>												
3-18-0	0-1-0	0-0-0		NON-CONFERENCE		0-1-0		1-6-0		2-10-0		
0-1-0	0-0-0	0-0-0		HOME		0-0-0		0-1-0		0-0-0		
1-13-0	0-1-0	0-0-		AWAY		0-1-0		0-3-0		1-8-0		
2-4-0	0-0-0	0-0-0		NEUTRAL		0-0-0		1-2-0		1-2-0		
<hr/>												
18-14-0	0-0-0	0-0-0		CONFERENCE		1-2-0		0-0-0		17-12-0		
7-4-0	0-0-0	0-0-0		HOME		0-0-0		0-0-0		7-4-0		
8-9-0	0-0-0	0-0-0		AWAY		1-2-0		0-0-0		7-7-0		
3-1-0	0-0-0	0-0-0		NEUTRAL		0-0-0		0-0-0		3-1-0		
<hr/>												
RPI	S	Opponent	Score	RPI	S	Opponent	Score	RPI	S	Opponent	Score	
20	A	Georgia Tech	0 13					65	A	Kent St.	5 4	
								65	A	Kent St.	7 9	
								65	A	Kent St.	2 13	
								73	A	Michigan St.	5 6	

Non-Div. I Games:

Western Mich.

Western Mich.

220 A Central Mich.	1	8
220 A Central Mich.	2	1

Through Games Of May 28, 2016

RPI	S	Opponent	Score	
204	A	Toledo	3	1
212	H	Northern Ill.	2	5
212	H	Northern Ill.	3	17
212	H	Northern Ill.	15	12
219	N	Illinois St.	1	2
220	A	Central Mich.	2	1
220	A	Central Mich.	1	8
220	A	Central Mich.	1	3
220	N	Central Mich.	4	0
220	N	Central Mich.	3	10
228	A	Georgia St.	2	3
237	H	Ohio	5	7
237	H	Ohio	6	0
237	H	Ohio	14	7
262	A	Bowling Green	11	0
262	A	Bowling Green	3	2
262	H	Bowling Green	1	0
262	H	Bowling Green	6	5
276	A	Butler	2	0
276	A	Butler	3	7
293	A	Chicago St.	3	6

Western Mich.

W
e
s
t
e
r
n
M
i
c
h
.

W
e
s
t
e
r
n
M
i
c
h
.

Average RPI Win:	206	WON-LOST RECORD	WINNING PCT. RANK	LAST 15 GAMES	STRENGTH OF SCHEDULE	OPP. STRENGTH OF SCHEDULE	TEAM RPI	ADJ RPI	CONF. RPI	ADJ CONF. RPI				
DIV. I ONLY		18-31-0	.36735	238	6-9-0	203	132	228	.45871	230	12	12		
DIV. I NON-CONF.		9-10-0	.47368	163	2-0-0	264	198	226	.46161	227	10	10		
<hr/>														
TOTALS	RPI 1-25	RPI 26-50		W-L RECORDS		RPI 51-100		RPI 101-150		RPI 150+				
18-31-0	0-1-0	1-8-0		OVERALL		1-10-0		2-3-0		14-9-0				
9-14-0	0-0-0	1-2-0		HOME		0-7-0		0-1-0		8-4-0				
9-17-0	0-1-0	0-6-0		AWAY		1-3-0		2-2-0		6-5-0				
0-0-0	0-0-0	0-0-0		NEUTRAL		0-0-0		0-0-0		0-0-0				
9-10-0	0-1-0	0-0-0		NON-CONFERENCE		1-4-0		1-1-0		7-4-0				
4-5-0	0-0-0	0-0-0		HOME		0-1-0		0-1-0		4-3-0				
5-5-0	0-1-0	0-0-		AWAY		1-3-0		1-0-0		3-1-0				
0-0-0	0-0-0	0-0-0		NEUTRAL		0-0-0		0-0-0		0-0-0				
9-21-0	0-0-0	1-8-0		CONFERENCE		0-6-0		1-2-0		7-5-0				
5-9-0	0-0-0	1-2-0		HOME		0-6-0		0-0-0		4-1-0				
4-12-0	0-0-0	0-6-0		AWAY		0-0-0		1-2-0		3-4-0				
0-0-0	0-0-0	0-0-0		NEUTRAL		0-0-0		0-0-0		0-0-0				
RPI	S	Opponent	Score		RPI	S	Opponent	Score		RPI	S	Opponent	Score	
4	A	Texas A&M	3	13	34	A	Southeastern La.	0	5	73	H	Michigan St.	3	9
					34	A	Southeastern La.	1	3	77	H	Lamar	0	1
					34	A	Southeastern La.	0	4	77	H	Lamar	12	15
					41	H	Sam Houston St.	2	1	77	H	Lamar	1	5
					41	H	Sam Houston St.	1	6	84	H	New Orleans	2	4
					41	H	Sam Houston St.	3	5	84	H	New Orleans	3	7
					47	A	Northwestern St.	5	6	84	H	New Orleans	6	9
					47	A	Northwestern St.	2	4	98	A	UT Arlington	4	10
					47	A	Northwestern St.	3	4	98	A	UT Arlington	8	6
										98	A	UT Arlington	1	7
										98	A	UT Arlington	2	6

Non-Div. I Games:	Houston-Victoria	15	5	Houston-Victoria	5	9
-------------------	------------------	----	---	------------------	---	---

A&M-Corpus Christi

41	H	Sam Houston St.	2	1
41	H	Sam Houston St.	1	6

RPI	S	Opponent	Score	
293	H	Chicago St.	1	7

A&M-Corpus Christi

A
&
M
-
C
o
r
p
u
s
C
h
r
i
s
t
i

A
&
M
-
C
o
r
p
u
s
C
h
r
i
s
t
i

Non-Div. I Games:

Tie, Loss, Non-Conf,S Site, H Home, A Away, N Neutral Page 462

184	A	Santa Clara	1	9
184	A	Santa Clara	5	9

RPI	S	Opponent	Score	
184	A	Santa Clara	1	9
184	A	Santa Clara	5	6
184	A	Santa Clara	5	9
224	A	UC Davis	3	4
224	A	UC Davis	9	6
224	A	UC Davis	7	4
224	A	UC Davis	12	0
226	H	Pacific	0	3
226	H	Pacific	6	10
226	H	Pacific	2	3

Portland

P
o
r
t
l
a
n
d

P
o
r
t
l
a
n
d

S
a
n
J
o
s
e
t
:

San Jose St.

51	A	Long Beach St.	0	2
51	A	Long Beach St.	2	6

RPI	S	Opponent	Score	
188	H	San Diego St.	0	5
188	H	San Diego St.	2	1
188	N	San Diego St.	3	7
213	H	Grand Canyon	7	6
213	H	Grand Canyon	5	10
226	A	Pacific	9	7
226	H	Pacific	8	7

San Jose St.

S
a
n
J
o
s
e
S
t
.

S
a
n
J
o
s
e
S
t
.

Average RPI Win: 205		WON-LOST	WINNING	LAST 15	STRENGTH OF		OPP. STRENGTH	TEAM	ADJ		CONF.	ADJ CONF.	
Average RPI Loss: 182		RECORD	PCT. RANK	GAMES	SCHEDULE		OF SCHEDULE	RPI	RPI	RPI	RPI		
DIV. I ONLY		19-22-0	.46341	182	6-9-0		271	240	233	.45556	233	25	25
DIV. I NON-CONF.		9-12-0	.42857	193	1-1-0		254	254	238	.45457	238	20	20
TOTALS		RPI 1-25	RPI 26-50		W-L RECORDS		RPI 51-100		RPI 101-150		RPI 150+		
19-22-0	0-0-0	0-0-0		OVERALL		1-2-0		3-4-0		15-16-0			
10-7-0	0-0-0	0-0-0		HOME		0-0-0		2-1-0		8-6-0			
8-11-0	0-0-0	0-0-0		AWAY		1-2-0		1-3-0		6-6-0			
1-4-0	0-0-0	0-0-0		NEUTRAL		0-0-0		0-0-0		1-4-0			
9-12-0	0-0-0	0-0-0		NON-CONFERENCE		1-2-0		2-1-0		6-9-0			
4-3-0	0-0-0	0-0-0		HOME		0-0-0		2-1-0		2-2-0			
4-5-0	0-0-0	0-0-		AWAY		1-2-0		0-0-0		3-3-0			
1-4-0	0-0-0	0-0-0		NEUTRAL		0-0-0		0-0-0		1-4-0			
10-10-0	0-0-0	0-0-0		CONFERENCE		0-0-0		1-3-0		9-7-0			
6-4-0	0-0-0	0-0-0		HOME		0-0-0		0-0-0		6-4-0			
4-6-0	0-0-0	0-0-0		AWAY		0-0-0		1-3-0		3-3-0			
0-0-0	0-0-0	0-0-0		NEUTRAL		0-0-0		0-0-0		0-0-0			
RPI	S	Opponent	Score	RPI	S	Opponent	Score	RPI	S	Opponent	Score		

Non-Div. I Games:

Penn

Penn

249	H	Cornell	3	2
249	H	Cornell	13	2

Through Games Of May 28, 2016

RPI	S	Opponent	Score	
249	H	Cornell	3	2
249	H	Cornell	16	5
249	H	Cornell	13	2
249	H	Cornell	4	7
265	A	Lafayette	12	2
265	A	Lafayette	4	5
265	A	Lafayette	6	5
265	H	Lafayette	1	3
265	H	Lafayette	7	5
277	H	La Salle	7	3
279	A	NYIT	5	6

P
e
n
n

P
e
n
n

Penn

Average RPI Win: 215		WON-LOST	WINNING	LAST 15	STRENGTH OF		OPP. STRENGTH	TEAM	ADJ	CONF.	ADJ CONF.
Average RPI Loss: 174		RECORD	PCT. RANK	GAMES	SCHEDULE		OF SCHEDULE	RPI	RPI	RPI	RPI
DIV. I ONLY		17-24-0	.41463	216	8-7-0		256	215	235	.45459	234
DIV. I NON-CONF.		8-13-0	.38095	217	1-2-0		188	199	207	.47111	207
TOTALS		RPI 1-25	RPI 26-50		W-L RECORDS		RPI 51-100		RPI 101-150		RPI 150+
17-24-0	0-3-0	1-1-0		OVERALL		0-0-0		0-2-0		16-18-0	
6-7-0	0-0-0	0-1-0		HOME		0-0-0		0-0-0		6-6-0	
7-12-0	0-3-0	1-0-0		AWAY		0-0-0		0-2-0		6-7-0	
4-5-0	0-0-0	0-0-0		NEUTRAL		0-0-0		0-0-0		4-5-0	
8-13-0	0-3-0	1-1-0		NON-CONFERENCE		0-0-0		0-0-0		7-9-0	
1-2-0	0-0-0	0-1-0		HOME		0-0-0		0-0-0		1-1-0	
3-6-0	0-3-0	1-0-		AWAY		0-0-0		0-0-0		2-3-0	
4-5-0	0-0-0	0-0-0		NEUTRAL		0-0-0		0-0-0		4-5-0	
9-11-0	0-0-0	0-0-0		CONFERENCE		0-0-0		0-2-0		9-9-0	
5-5-0	0-0-0	0-0-0		HOME		0-0-0		0-0-0		5-5-0	
4-6-0	0-0-0	0-0-0		AWAY		0-0-0		0-2-0		4-4-0	
0-0-0	0-0-0	0-0-0		NEUTRAL		0-0-0		0-0-0		0-0-0	
RPI S	Opponent	Score	RPI S	Opponent	Score	RPI S	Opponent	Score	RPI S	Opponent	Score
1 A	Florida	5 16	26 A	Wake Forest	6 3				102 A	Princeton	1 4
1 A	Florida	2 9	39 H	Boston College	9 11				102 A	Princeton	5 14
1 A	Florida	1 3							158 A	Holy Cross	4 11
									169 A	Northeastern	2 3
									179 H	Columbia	3 4
									179 H	Columbia	11 3
									183 A	Fairfield	6 8
									183 A	Fairfield	7 1
									195 N	Richmond	2 9
									210 A	Yale	6 3
									210 A	Yale	5 2
									210 A	Yale	2 3
									210 A	Yale	9 1
									211 H	Albany (NY)	0 3
									211 H	Albany (NY)	3 2
									218 A	UMass Lowell	9 4
									221 A	Dartmouth	1 3
									221 A	Dartmouth	3 1
									221 H	Dartmouth	1 2
									221 H	Dartmouth	1 3
									225 N	Towson	5 6
									233 H	Penn	5 6
									233 H	Penn	3 2
									236 H	Brown	0 6
									236 H	Brown	2 1
									236 H	Brown	6 0
									236 H	Brown	4 3
			LAST 15 GAMES								
			221 A	Dartmouth	3 1	236 H	Brown	2 1			
			221 A	Dartmouth	1 3	236 H	Brown	4 3			
			221 H	Dartmouth	1 3	251 N	Massachusetts	2 6			
			221 H	Dartmouth	1 2						
			218 A	UMass Lowell	9 4						

Non-Div. I Games:

Harvard

236	H	Brown	0	6
236	H	Brown	6	0

RPI	S	Opponent	Score	
249	A	Cornell	1	5
249	A	Cornell	4	6
251	N	Massachusetts	5	1
251	N	Massachusetts	9	5
251	N	Massachusetts	2	6
254	N	Army West Point	12	13
254	N	Army West Point	5	3
254	N	Army West Point	4	6
295	N	Saint Peter's	7	1

Harvard

H
a
r
v
a
r
d

H
a
r
v
a
r
d

Average RPI Win:	197	WON-LOST RECORD	WINNING PCT. RANK	LAST 15 GAMES	STRENGTH OF SCHEDULE	OPP. STRENGTH OF SCHEDULE	TEAM RPI	ADJ RPI	CONF. RPI	ADJ CONF. RPI			
DIV. I ONLY		19-36-0	.34545	254	5-10-0	189	231	236	.45443	235	24	24	
DIV. I NON-CONF.		11-20-0	.35484	228	2-3-0	194	228	225	.46304	225	25	25	
<hr/>													
TOTALS	RPI 1-25	RPI 26-50		W-L RECORDS		RPI 51-100		RPI 101-150		RPI 150+			
19-36-0	0-0-0	0-2-0		OVERALL		1-4-0		1-8-0		17-22-0			
9-12-0	0-0-0	0-1-0		HOME		0-0-0		0-0-0		9-11-0			
10-22-0	0-0-0	0-1-0		AWAY		1-3-0		1-8-0		8-10-0			
0-2-0	0-0-0	0-0-0		NEUTRAL		0-1-0		0-0-0		0-1-0			
11-20-0	0-0-0	0-2-0		NON-CONFERENCE		0-2-0		1-5-0		10-11-0			
5-4-0	0-0-0	0-1-0		HOME		0-0-0		0-0-0		5-3-0			
6-14-0	0-0-0	0-0-		AWAY		0-1-0		1-5-0		5-7-0			
0-2-0	0-0-0	0-0-0		NEUTRAL		0-1-0		0-0-0		0-1-0			
8-16-0	0-0-0	0-0-0		CONFERENCE		1-2-0		0-3-0		7-11-0			
4-8-0	0-0-0	0-0-0		HOME		0-0-0		0-0-0		4-8-0			
4-8-0	0-0-0	0-0-0		AWAY		1-2-0		0-3-0		3-3-0			
0-0-0	0-0-0	0-0-0		NEUTRAL		0-0-0		0-0-0		0-0-0			
RPI	S	Opponent	Score	RPI	S	Opponent	Score	RPI	S	Opponent	Score		
				42	A	Wright St.	4 14	67	A	Kentucky	3 5		
				42	H	Wright St.	0 1	67	N	Kentucky	2 15		
								75	A	VCU	3 5		
								75	A	VCU	2 9		
								75	A	VCU	8 3		
										104	A	High Point	0 3
										104	A	High Point	5 1
										104	A	High Point	9 10
										109	A	Rhode Island	3 5
										109	A	Rhode Island	4 6
										109	A	Rhode Island	3 4
										130	A	Furman	3 9
										130	A	Furman	2 5
										130	A	Furman	1 8
										160	N	Stony Brook	6 11
										165	A	Miami (OH)	3 7
										165	H	Miami (OH)	11 8
										167	H	Oakland	4 6
										167	H	Oakland	3 0
										168	H	Davidson	3 5
										168	H	Davidson	8 3
										168	H	Davidson	7 3
										177	A	Ball St.	3 9
										177	A	Ball St.	1 6
										177	A	Ball St.	3 1
										177	A	Ball St.	0 10
										185	H	Eastern Mich.	6 7
										191	A	Wofford	9 5
										191	A	Wofford	5 10
										191	A	Wofford	6 4
										201	A	Fordham	2 4
										201	A	Fordham	2 8
LAST 15 GAMES													
				201	A	Fordham	2 1	109	A	Rhode Island	3 5		
				201	A	Fordham	2 8	109	A	Rhode Island	3 4		
				201	A	Fordham	2 4	109	A	Rhode Island	4 6		
				42	A	Wright St.	4 14						
				168	H	Davidson	7 3						

Non-Div. I Games:

Dayton

168	H	Davidson	8	3
168	H	Davidson	3	5

RPI	S	Opponent	Score	
201	A	Fordham	2	1
204	A	Toledo	12	10
204	H	Toledo	14	6
207	H	George Washington	2	4
207	H	George Washington	2	1
207	H	George Washington	2	6
214	H	Eastern Ky.	5	2
222	H	St. Bonaventure	13	12
222	H	St. Bonaventure	3	4
222	H	St. Bonaventure	3	6
223	A	USC Upstate	4	6
237	H	Ohio	3	4
242	H	Saint Louis	2	7
242	H	Saint Louis	3	5
242	H	Saint Louis	1	5
244	A	Northern Ky.	3	4
262	A	Bowling Green	13	2
273	A	George Mason	2	8
273	A	George Mason	9	6
273	A	George Mason	9	2
276	H	Butler	3	0

D
a
y
t
o
n

D
a
y
t
o
n

**B
r
o
w
n**

B
r
o
w
n

Brown

234	A	Harvard	6	0
234	A	Harvard	0	6

RPI	S	Opponent	Score	
243	A	Siena	7	5
243	A	Siena	10	2
249	H	Cornell	7	6
249	H	Cornell	4	2
261	N	Bucknell	2	0

Brown

B
r
o
w
n

B
r
o
w
n

Average RPI Win:	198	WON-LOST RECORD	WINNING PCT. RANK	LAST 15 GAMES	STRENGTH OF SCHEDULE	OPP. STRENGTH OF SCHEDULE	TEAM RPI	ADJ RPI	CONF. RPI	ADJ CONF. RPI	
DIV. I ONLY	23-29-0	.44231	193	6-9-0	270	235	238	.45375	237	23	23
DIV. I NON-CONF.	15-13-0	.53571	127	3-1-0	275	196	173	.48512	173	22	22
TOTALS	RPI 1-25	RPI 26-50	W-L RECORDS		RPI 51-100	RPI 101-150		RPI 150+			
23-29-0	0-0-0	0-1-0	OVERALL		3-4-0	2-0-0		18-24-0			
8-14-0	0-0-0	0-1-0	HOME		0-3-0	1-0-0		7-10-0			
13-14-0	0-0-0	0-0-0	AWAY		3-1-0	1-0-0		9-13-0			
2-1-0	0-0-0	0-0-0	NEUTRAL		0-0-0	0-0-0		2-1-0			
15-13-0	0-0-0	0-1-0	NON-CONFERENCE		3-1-0	2-0-0		10-11-0			
3-4-0	0-0-0	0-1-0	HOME		0-0-0	1-0-0		2-3-0			
10-8-0	0-0-0	0-0-	AWAY		3-1-0	1-0-0		6-7-0			
2-1-0	0-0-0	0-0-0	NEUTRAL		0-0-0	0-0-0		2-1-0			
8-16-0	0-0-0	0-0-0	CONFERENCE		0-3-0	0-0-0		8-13-0			
5-10-0	0-0-0	0-0-0	HOME		0-3-0	0-0-0		5-7-0			
3-6-0	0-0-0	0-0-0	AWAY		0-0-0	0-0-0		3-6-0			
0-0-0	0-0-0	0-0-0	NEUTRAL		0-0-0	0-0-0		0-0-0			
RPI S	Opponent	Score	RPI S	Opponent	Score	RPI S	Opponent	Score	RPI S	Opponent	Score
			44 H	Ohio St.	3 6	63 A	Marshall	4 1	116 A	Morehead St.	5 3
						65 H	Kent St.	0 6	116 H	Morehead St.	15 3
						65 H	Kent St.	0 8	153 A	UAB	2 7
						65 H	Kent St.	5 6	153 A	UAB	2 1
						95 A	Notre Dame	1 2	153 A	UAB	6 15
						95 A	Notre Dame	8 5	159 A	Kennesaw St.	7 8
						95 A	Notre Dame	9 1	165 H	Miami (OH)	0 4
									165 H	Miami (OH)	2 10
									165 H	Miami (OH)	6 2
									177 A	Ball St.	12 6
									177 A	Ball St.	14 17
									177 A	Ball St.	3 20
									191 A	Wofford	16 2
									191 A	Wofford	3 5
									191 A	Wofford	5 6
									191 A	Wofford	3 6
									205 H	IPFW	5 0
									205 H	IPFW	7 2
									205 H	IPFW	1 7
									212 H	Northern Ill.	4 2
									212 H	Northern Ill.	0 2
									212 H	Northern Ill.	1 3
									214 A	Eastern Ky.	10 4
									220 H	Central Mich.	2 8
									220 H	Central Mich.	11 13
									220 H	Central Mich.	5 4
									229 A	Western Mich.	7 14
									229 A	Western Mich.	7 14
LAST 15 GAMES											
			165 H	Miami (OH)	0 4	220 H	Central Mich.	5 4	214 A	Eastern Ky.	10 4
			165 H	Miami (OH)	6 2	220 H	Central Mich.	2 8	220 H	Central Mich.	2 8
			165 H	Miami (OH)	2 10	116 A	Morehead St.	5 3	220 H	Central Mich.	11 13
			229 A	Western Mich.	7 5				220 H	Central Mich.	5 4
			229 A	Western Mich.	7 14				229 A	Western Mich.	7 14

Non-Div. I Games:

Ohio

229	A	Western Mich.	0	6
220	H	Central Mich.	11	13

RPI	S	Opponent	Score	
229	A	Western Mich.	0	6
229	A	Western Mich.	7	5
235	A	Dayton	4	3
244	H	Northern Ky.	6	7
246	H	Buffalo	3	1
246	H	Buffalo	3	9
246	H	Buffalo	6	5
259	H	Youngstown St.	5	8
262	A	Bowling Green	2	6
262	A	Bowling Green	10	5
262	A	Bowling Green	4	5
275	N	Purdue	6	4
275	N	Purdue	9	2
275	N	Purdue	4	5
285	A	UNC Asheville	14	8
285	A	UNC Asheville	12	5
285	A	UNC Asheville	5	7

Average RPI Win:		214	WON-LOST RECORD		WINNING PCT. RANK	LAST 15 GAMES	STRENGTH OF SCHEDULE		OPP. STRENGTH OF SCHEDULE	TEAM RPI	ADJ RPI	CONF. RPI	ADJ CONF. RPI		
Average RPI Loss:		132													
DIV. I ONLY		19-33-0			.36538 239	4-11-0	179		162	234	.45325 238	17	17		
DIV. I NON-CONF.		13-15-0			.46429 164	1-2-0	229		130	211	.46819 213	19	19		
TOTALS		RPI 1-25	RPI 26-50		W-L RECORDS		RPI 51-100		RPI 101-150		RPI 150+				
19-33-0		1-6-0	0-2-0		OVERALL		1-4-0		1-2-0		16-19-0				
14-13-0		1-2-0	0-0-0		HOME		1-2-0		0-0-0		12-9-0				
5-19-0		0-4-0	0-2-0		AWAY		0-2-0		1-2-0		4-9-0				
0-1-0		0-0-0	0-0-0		NEUTRAL		0-0-0		0-0-0		0-1-0				
13-15-0		0-4-0	0-2-0		NON-CONFERENCE		1-4-0		0-0-0		12-5-0				
11-4-0		0-0-0	0-0-0		HOME		1-2-0		0-0-0		10-2-0				
2-10-0		0-4-0	0-0-0		AWAY		0-2-0		0-0-0		2-2-0				
0-1-0		0-0-0	0-0-0		NEUTRAL		0-0-0		0-0-0		0-1-0				
6-18-0		1-2-0	0-0-0		CONFERENCE		0-0-0		1-2-0		4-14-0				
3-9-0		1-2-0	0-0-0		HOME		0-0-0		0-0-0		2-7-0				
3-9-0		0-0-0	0-0-0		AWAY		0-0-0		1-2-0		2-7-0				
0-0-0		0-0-0	0-0-0		NEUTRAL		0-0-0		0-0-0		0-0-0				
RPI S	Opponent	Score		RPI S	Opponent	Score		RPI S	Opponent	Score		RPI S	Opponent	Score	
6 A	Clemson	2	3	36 A	Georgia	3	5	60 H	West Virginia	4	3	113 A	Liberty	6	1
8 A	South Carolina	4	5	36 A	Georgia	3	10	60 H	West Virginia	0	5	113 A	Liberty	2	10
8 A	South Carolina	0	9					60 H	West Virginia	0	3	113 A	Liberty	6	9
8 A	South Carolina	0	2					64 A	Col. of Charleston	1	4	155 A	Gardner-Webb	0	1
13 H	Coastal Caro.	0	6					82 A	Jacksonville	1	4	155 A	Gardner-Webb	2	21
13 H	Coastal Caro.	3	9									155 A	Gardner-Webb	2	5
13 H	Coastal Caro.	6	4									157 H	Longwood	4	13
												157 H	Longwood	2	6
												157 H	Longwood	1	4
												162 H	Campbell	5	7
												162 H	Campbell	18	7
												162 H	Campbell	4	5
												170 A	Winthrop	1	11
												170 A	Winthrop	17	5
												170 A	Winthrop	0	1
												191 N	Wofford	0	4
												207 H	George Washington	3	1
												207 H	George Washington	12	1
												207 H	George Washington	5	10
												209 A	Presbyterian	9	4
												209 A	Presbyterian	1	3
												209 A	Presbyterian	0	12
												223 A	USC Upstate	6	11
												223 H	USC Upstate	3	1
												251 H	Massachusetts	12	8
												251 H	Massachusetts	3	1
												251 H	Massachusetts	7	2
				LAST 15 GAMES											
				209 A	Presbyterian	9	4	278 A	N.C. Central	1	0				
				209 A	Presbyterian	1	3	170 A	Winthrop	0	1				
				209 A	Presbyterian	0	12	170 A	Winthrop	17	5				
				6 A	Clemson	2	3								
				13 H	Coastal Caro.	0	6								

Non-Div. I Games: North Greenville 2 6

Charleston So.

13 H Coastal Caro.	3	9
13 H Coastal Caro.	6	4

RPI	S	Opponent	Score	
260	A	The Citadel	3	4
260	H	The Citadel	18	1
276	H	Butler	3	4
276	H	Butler	2	1
276	H	Butler	7	3
278	A	N.C. Central	1	0
278	H	N.C. Central	9	6
285	H	UNC Asheville	9	7
285	H	UNC Asheville	1	7
285	H	UNC Asheville	8	9
288	A	Savannah St.	10	4

Charleston So.

C
h
a
r
l
e
s
t
o
n
S
o
.

C
h
a
r
l
e
s
t
o
n
S
o
.

Average RPI Win: 164		WON-LOST	WINNING	LAST 15	STRENGTH OF		OPP. STRENGTH	TEAM	ADJ	CONF.	ADJ CONF.
Average RPI Loss: 123		RECORD	PCT. RANK	GAMES	SCHEDULE		OF SCHEDULE	RPI	RPI	RPI	RPI
DIV. I ONLY		18-36-0	.33333	258	7-8-0		146	119	239	.45309	239
DIV. I NON-CONF.		9-15-0	.375	219	4-1-0		230	217	259	.43892	259
TOTALS		RPI 1-25	RPI 26-50		W-L RECORDS		RPI 51-100		RPI 101-150		RPI 150+
18-36-0		1-5-0	2-3-0		OVERALL		0-11-0		5-4-0		10-13-0
12-14-0		0-0-0	2-2-0		HOME		0-6-0		4-2-0		6-4-0
4-17-0		1-4-0	0-0-0		AWAY		0-4-0		1-2-0		2-7-0
2-5-0		0-1-0	0-1-0		NEUTRAL		0-1-0		0-0-0		2-2-0
9-15-0		0-3-0	0-2-0		NON-CONFERENCE		0-2-0		0-0-0		9-8-0
6-5-0		0-0-0	0-1-0		HOME		0-0-0		0-0-0		6-4-0
1-5-0		0-2-0	0-0-		AWAY		0-1-0		0-0-0		1-2-0
2-5-0		0-1-0	0-1-0		NEUTRAL		0-1-0		0-0-0		2-2-0
9-21-0		1-2-0	2-1-0		CONFERENCE		0-9-0		5-4-0		1-5-0
6-9-0		0-0-0	2-1-0		HOME		0-6-0		4-2-0		0-0-0
3-12-0		1-2-0	0-0-0		AWAY		0-3-0		1-2-0		1-5-0
0-0-0		0-0-0	0-0-0		NEUTRAL		0-0-0		0-0-0		0-0-0
RPI S	Opponent	Score	RPI S	Opponent	Score	RPI S	Opponent	Score	RPI S	Opponent	Score
8 A	South Carolina	0 5	26 H	Wake Forest	9 15	78 H	Ga. Southern	3 13	115 H	Arkansas St.	9 2
13 A	Coastal Caro.	2 17	26 N	Wake Forest	7 10	78 H	Ga. Southern	6 8	115 H	Arkansas St.	6 4
15 A	UL Lafayette	1 4	48 H	South Ala.	1 8	78 H	Ga. Southern	1 5	115 H	Arkansas St.	7 9
15 A	UL Lafayette	0 7	48 H	South Ala.	4 3	79 N	Old Dominion	3 12	129 H	Little Rock	8 7
15 A	UL Lafayette	6 1	48 H	South Ala.	4 3	81 A	Tennessee	5 7	129 H	Little Rock	8 7
16 N	Virginia	0 8				92 A	Troy	2 3	129 H	Little Rock	3 9
						92 A	Troy	7 9	149 A	La.-Monroe	2 6
						92 A	Troy	3 4	149 A	La.-Monroe	5 4
						98 H	UT Arlington	3 4	149 A	La.-Monroe	5 10
						98 H	UT Arlington	3 8	151 A	Texas St.	0 4
						98 H	UT Arlington	5 7	151 A	Texas St.	2 4
									151 A	Texas St.	0 16
									157 H	Longwood	8 6
									157 H	Longwood	3 2
									157 H	Longwood	9 2
									160 N	Stony Brook	4 0
									162 N	Campbell	4 9
									208 A	Elon	3 4
									216 H	Quinnipiac	2 7
									216 H	Quinnipiac	10 7
									216 H	Quinnipiac	3 4
									216 H	Quinnipiac	2 3
									228 A	Georgia St.	0 10
									228 A	Georgia St.	6 5
									228 A	Georgia St.	4 5
									262 N	Bowling Green	2 6
									278 A	N.C. Central	1 4
LAST 15 GAMES			157 H	Longwood	3 2	15 A	UL Lafayette	6 1	228 A	Georgia St.	0 10
			157 H	Longwood	8 6	15 A	UL Lafayette	0 7	228 A	Georgia St.	6 5
			157 H	Longwood	9 2	287 H	N.C. A&T	10 9	228 A	Georgia St.	4 5
			98 H	UT Arlington	5 7				262 N	Bowling Green	2 6
			98 H	UT Arlington	3 8				278 A	N.C. Central	1 4

Non-Div. I Games:

Appalachian St.

98	H	UT	Arlington	3	4
15	A	UL	Lafayette	1	4

RPI	S	Opponent	Score	
278	H	N.C. Central	12	1
285	H	UNC Asheville	3	8
285	N	UNC Asheville	8	0
287	A	N.C. A&T	7	6
287	H	N.C. A&T	10	9

A
P
P
a
l
a
c
h
i
a
n
S
t
.

A
P
P
a
l
a
c
h
i
a
n
S
t
.

Average RPI Win:		227	WON-LOST RECORD		WINNING PCT. RANK		LAST 15 GAMES		STRENGTH OF SCHEDULE		OPP. STRENGTH OF SCHEDULE		TEAM RPI		ADJ RPI		CONF. RPI		ADJ CONF. RPI				
DIV. I ONLY			20-32-0		.38462 231		5-10-0		188		221		240		.45285 240		16		16				
DIV. I NON-CONF.			15-19-0		.44118 182		3-1-0		214		264		228		.46053 228		16		16				
TOTALS		RPI 1-25		RPI 26-50		W-L RECORDS		RPI 51-100		RPI 101-150		RPI 150+											
20-32-0		0-1-0		0-4-0		OVERALL		1-10-0		1-9-0		18-8-0											
14-11-0		0-0-0		0-3-0		HOME		0-3-0		1-2-0		13-3-0											
4-17-0		0-1-0		0-0-0		AWAY		0-6-0		0-7-0		4-3-0											
2-4-0		0-0-0		0-1-0		NEUTRAL		1-1-0		0-0-0		1-2-0											
15-19-0		0-1-0		0-1-0		NON-CONFERENCE		1-7-0		0-4-0		14-6-0											
11-5-0		0-0-0		0-0-0		HOME		0-3-0		0-0-0		11-2-0											
2-10-0		0-1-0		0-0-		AWAY		0-3-0		0-4-0		2-2-0											
2-4-0		0-0-0		0-1-0		NEUTRAL		1-1-0		0-0-0		1-2-0											
5-13-0		0-0-0		0-3-0		CONFERENCE		0-3-0		1-5-0		4-2-0											
3-6-0		0-0-0		0-3-0		HOME		0-0-0		1-2-0		2-1-0											
2-7-0		0-0-0		0-0-0		AWAY		0-3-0		0-3-0		2-1-0											
0-0-0		0-0-0		0-0-0		NEUTRAL		0-0-0		0-0-0		0-0-0											
RPI	S	Opponent		Score		RPI	S	Opponent		Score		RPI	S	Opponent		Score							
12	A	Florida St.		10	11	39	N	Boston College		10	11	53	A	Houston		1	13	106	A	Rutgers		4	6
						40	H	Creighton		4	10	53	A	Houston		0	4	135	H	St. John's (NY)		7	2
						40	H	Creighton		5	6	53	A	Houston		3	10	135	H	St. John's (NY)		1	6
						40	H	Creighton		3	9	55	N	Illinois		2	4	135	H	St. John's (NY)		2	5
												66	H	Hartford		1	11	139	A	Saint Joseph's		3	8
												66	H	Hartford		1	2	139	A	Saint Joseph's		0	8
												66	H	Hartford		0	8	146	A	Seton Hall		6	7
												71	N	Indiana St.		6	5	146	A	Seton Hall		3	4
												88	A	Xavier		10	15	146	A	Seton Hall		8	13
												88	A	Xavier		0	1	150	A	Stetson		1	5
												88	A	Xavier		0	9	160	A	Stony Brook		3	8
																		161	H	Sacred Heart		0	2
																		161	H	Sacred Heart		3	2
																		181	A	Georgetown		8	10
																		181	A	Georgetown		6	1
																		181	A	Georgetown		10	5
																		201	A	Fordham		11	3
																		220	N	Central Mich.		5	9
																		221	N	Dartmouth		14	1
																		222	H	St. Bonaventure		7	3
																		222	H	St. Bonaventure		5	2
																		233	A	Penn		9	4
																		233	H	Penn		6	1
																		245	H	Lehigh		8	6
																		253	H	LIU Brooklyn		4	3
																		276	H	Butler		9	1
																		276	H	Butler		6	11

Non-Div. I Games:

Villanova

181	A	Georgetown	6	1
253	H	LIU Brooklyn	4	3

RPI	S	Opponent	Score	
276	H	Butler	3	2
277	A	La Salle	1	3
277	H	La Salle	5	2
279	H	NYIT	6	5
279	H	NYIT	8	2
291	H	Delaware St.	2	1
293	N	Chicago St.	3	4
295	H	Saint Peter's	7	3
295	H	Saint Peter's	1	5

Average RPI Win: 183		WON-LOST RECORD	WINNING PCT. RANK	LAST 15 GAMES	STRENGTH OF SCHEDULE	OPP. STRENGTH OF SCHEDULE	TEAM RPI	ADJ RPI		CONF. RPI	ADJ CONF. RPI					
Average RPI Loss: 154																
DIV. I ONLY		17-35-0	.32692	264	6-8-0	137	241	241	.45275	241	20	20				
DIV. I NON-CONF.		8-18-0	.30769	254	0-0-0	135	259	239	.45388	239	18	18				
<hr/>																
TOTALS		RPI 1-25	RPI 26-50		W-L RECORDS		RPI 51-100		RPI 101-150		RPI 150+					
17-35-0		1-3-0	0-0-0		OVERALL		0-3-0		4-11-0		12-18-0					
9-9-0		0-0-0	0-0-0		HOME		0-0-0		1-4-0		8-5-0					
5-17-0		1-3-0	0-0-0		AWAY		0-2-0		3-6-0		1-4-0					
3-9-0		0-0-0	0-0-0		NEUTRAL		0-0-0		0-0-0		3-9-0					
8-18-0		1-3-0	0-0-0		NON-CONFERENCE		0-0-0		3-6-0		4-9-0					
3-3-0		0-0-0	0-0-0		HOME		0-0-0		1-1-0		2-2-0					
3-8-0		1-3-0	0-0-		AWAY		0-0-0		2-5-0		0-0-0					
2-7-0		0-0-0	0-0-0		NEUTRAL		0-0-0		0-0-0		2-7-0					
9-17-0		0-0-0	0-0-0		CONFERENCE		0-3-0		1-5-0		8-9-0					
6-6-0		0-0-0	0-0-0		HOME		0-0-0		0-3-0		6-3-0					
2-9-0		0-0-0	0-0-0		AWAY		0-3-0		1-2-0		1-4-0					
1-2-0		0-0-0	0-0-0		NEUTRAL		0-0-0		0-0-0		1-2-0					
RPI	S	Opponent	Score		RPI	S	Opponent	Score		RPI	S	Opponent	Score			
3	A	Miami (FL)	2	6			66	A	Hartford	5	6	107	A	Binghamton	12	7
6	A	Clemson	2	19			66	A	Hartford	4	11	107	A	Binghamton	2	4
6	A	Clemson	4	3			66	A	Hartford	1	4	107	A	Binghamton	3	7
6	A	Clemson	4	9								107	H	Binghamton	1	8
												107	H	Binghamton	0	2
												107	H	Binghamton	1	6
												109	H	Rhode Island	4	6
												109	H	Rhode Island	1	0
												147	A	New Mexico St.	13	3
												147	A	New Mexico St.	2	3
												147	A	New Mexico St.	3	1
												147	A	New Mexico St.	3	7
												150	A	Stetson	6	7
												150	A	Stetson	1	5
												150	A	Stetson	4	6
												160	A	Stony Brook	1	2
												160	A	Stony Brook	0	11
												160	H	Stony Brook	2	1
												160	H	Stony Brook	0	9
												160	H	Stony Brook	1	8
												160	N	Stony Brook	0	1
												171	H	UMBC	1	3
												171	H	UMBC	7	5
												171	H	UMBC	6	3
												171	N	UMBC	11	1
												197	N	North Dakota St.	3	4
												211	A	Albany (NY)	5	2
<hr/>																
LAST 15 GAMES																

Non-Div. I Games:

Colby

9 3

Me.-Presque Isle

11 0

Thomas (ME)

8 4

Maine

Maine

107 A Binghamton	3	7
160 H Stony Brook	0	9

Through Games Of May 28, 2016

RPI	S	Opponent	Score	
211	A	Albany (NY)	4	9
211	A	Albany (NY)	1	7
211	N	Albany (NY)	8	9
218	H	UMass Lowell	8	1
218	H	UMass Lowell	1	0
218	H	UMass Lowell	7	4
221	N	Dartmouth	2	4
222	N	St. Bonaventure	3	4
222	N	St. Bonaventure	2	9
245	N	Lehigh	11	6
251	N	Massachusetts	3	5
251	N	Massachusetts	1	10
253	N	LIU Brooklyn	3	2
261	N	Bucknell	3	6
279	H	NYIT	8	5
279	H	NYIT	4	1
279	H	NYIT	2	4
279	H	NYIT	4	9

Maine

Average RPI Win:	230	WON-LOST	WINNING	LAST 15	STRENGTH OF	OPP. STRENGTH	TEAM	ADJ	CONF.	ADJ CONF.	
Average RPI Loss:	142	RECORD	PCT. RANK	GAMES	SCHEDULE	OF SCHEDULE	RPI	RPI	RPI	RPI	
DIV. I ONLY	24-31-0	.43636	202	8-7-0	253	204	242	.45249	242	24	24
DIV. I NON-CONF.	9-20-0	.31034	252	1-0-0	288	160	292	.39846	292	25	25
TOTALS	RPI 1-25	RPI 26-50	W-L RECORDS		RPI 51-100	RPI 101-150		RPI 150+			
24-31-0	0-0-0	0-0-0	OVERALL		1-12-0	1-6-0		22-13-0			
16-7-0	0-0-0	0-0-0	HOME		0-1-0	1-2-0		15-4-0			
7-12-0	0-0-0	0-0-0	AWAY		1-7-0	0-0-0		6-5-0			
1-12-0	0-0-0	0-0-0	NEUTRAL		0-4-0	0-4-0		1-4-0			
9-20-0	0-0-0	0-0-0	NON-CONFERENCE		1-9-0	0-4-0		8-7-0			
7-4-0	0-0-0	0-0-0	HOME		0-1-0	0-0-0		7-3-0			
1-6-0	0-0-0	0-0-	AWAY		1-4-0	0-0-0		0-2-0			
1-10-0	0-0-0	0-0-0	NEUTRAL		0-4-0	0-4-0		1-2-0			
15-11-0	0-0-0	0-0-0	CONFERENCE		0-3-0	1-2-0		14-6-0			
9-3-0	0-0-0	0-0-0	HOME		0-0-0	1-2-0		8-1-0			
6-6-0	0-0-0	0-0-0	AWAY		0-3-0	0-0-0		6-3-0			
0-2-0	0-0-0	0-0-0	NEUTRAL		0-0-0	0-0-0		0-2-0			
RPI S	Opponent	Score	RPI S	Opponent	Score	RPI S	Opponent	Score	RPI S	Opponent	Score
						54 N	BYU	7 21	115 N	Arkansas St.	2 9
						54 N	BYU	3 11	115 N	Arkansas St.	4 5
						54 N	BYU	0 5	116 N	Morehead St.	1 4
						54 N	BYU	7 11	126 N	Missouri	3 5
						55 A	Illinois	1 3	139 H	Saint Joseph's	22 6
						55 A	Illinois	2 6	139 H	Saint Joseph's	2 3
						55 A	Illinois	4 6	139 H	Saint Joseph's	2 3
						68 A	Southeast Mo. St.	12 8	168 H	Davidson	0 1
						68 H	Southeast Mo. St.	3 10	168 H	Davidson	12 2
						75 A	VCU	0 1	168 H	Davidson	2 1
						75 A	VCU	6 7	175 N	Omaha	2 16
						75 A	VCU	1 5	195 A	Richmond	2 4
						86 A	Missouri St.	4 15	195 A	Richmond	13 7
									195 A	Richmond	3 5
									198 H	Murray St.	1 9
									200 A	Kansas	3 5
									201 N	Fordham	7 9
									207 H	George Washington	8 5
									207 H	George Washington	9 4
									207 H	George Washington	11 1
									207 N	George Washington	1 6
									219 H	Illinois St.	5 4
									222 A	St. Bonaventure	2 4
						207 N	George Washington	1 6	75 A	VCU	6 7
						201 N	Fordham	7 9	75 A	VCU	0 1
						207 H	George Washington	8 5			
						207 H	George Washington	9 4			
						207 H	George Washington	11 1			
									235 A	Dayton	5 1
									235 A	Dayton	7 2

Non-Div. I Games: Rockhurst 2 1

Saint Louis

222	A	St. Bonaventure	6	1
222	A	St. Bonaventure	7	4

RPI	S	Opponent	Score	
235	A	Dayton	5	3
272	H	Eastern Ill.	2	0
273	H	George Mason	15	0
273	H	George Mason	15	6
273	H	George Mason	3	2
275	N	Purdue	3	2
276	H	Butler	9	4
276	H	Butler	13	12
276	H	Butler	6	8
280	A	SIUE	8	9
280	H	SIUE	1	6
290	N	North Dakota	2	7
293	H	Chicago St.	7	1
293	H	Chicago St.	7	0
293	H	Chicago St.	8	2

S
a
i
n
t
L
o
u
i
s

S
a
i
n
t
L
o
u
i
s

S
i
e
n
a

Siena

252 H Marist	6	3
252 H Marist	9	8

RPI	S	Opponent	Score	
218	A	UMass Lowell	4	9
221	A	Dartmouth	3	5
236	H	Brown	2	10
236	H	Brown	5	7
248	A	Fairleigh Dickinson	6	10
252	H	Marist	9	8
252	H	Marist	10	9
252	H	Marist	6	3
254	A	Army West Point	13	6
260	A	The Citadel	2	14
260	A	The Citadel	2	3
260	A	The Citadel	4	6
267	H	Niagara	4	8
267	H	Niagara	8	0
267	H	Niagara	2	8
269	A	Rider	7	20
269	A	Rider	5	2
269	A	Rider	5	0
273	A	George Mason	19	7
273	A	George Mason	2	5
273	A	George Mason	5	3
284	A	Iona	4	3
284	A	Iona	12	6
284	A	Iona	2	3
295	H	Saint Peter's	2	3
295	H	Saint Peter's	12	6
295	H	Saint Peter's	12	1

Siena

S
i
e
n
a

S
i
e
n
a

Average RPI Win:	205		WON-LOST RECORD	WINNING PCT. RANK	LAST 15 GAMES		STRENGTH OF SCHEDULE	OPP. STRENGTH OF SCHEDULE	TEAM RPI	ADJ RPI	CONF. RPI	ADJ CONF. RPI
DIV. I ONLY			20-34-0	.37037 237	5-10-0		221	229	244	.45206 244	19	19
DIV. I NON-CONF.			11-12-0	.47826 160	0-1-0		221	271	166	.48819 166	14	14
TOTALS	RPI 1-25		RPI 26-50		W-L RECORDS		RPI 51-100		RPI 101-150		RPI 150+	
20-34-0	0-0-0		1-4-0		OVERALL		1-5-0		3-8-0		15-17-0	
7-13-0	0-0-0		0-2-0		HOME		0-1-0		0-5-0		7-5-0	
11-18-0	0-0-0		1-2-0		AWAY		1-3-0		3-2-0		6-8-0	
2-3-0	0-0-0		0-0-0		NEUTRAL		0-0-0		0-1-0		2-2-0	
11-12-0	0-0-0		0-0-0		NON-CONFERENCE		1-5-0		0-0-0		10-7-0	
4-1-0	0-0-0		0-0-0		HOME		0-1-0		0-0-0		4-0-0	
5-9-0	0-0-0		0-0-		AWAY		1-4-0		0-0-0		4-5-0	
2-2-0	0-0-0		0-0-0		NEUTRAL		0-0-0		0-0-0		2-2-0	
9-22-0	0-0-0		1-4-0		CONFERENCE		0-0-0		3-8-0		5-10-0	
3-12-0	0-0-0		0-2-0		HOME		0-0-0		0-5-0		3-5-0	
6-9-0	0-0-0		1-2-0		AWAY		0-0-0		3-2-0		2-5-0	
0-1-0	0-0-0		0-0-0		NEUTRAL		0-0-0		0-1-0		0-0-0	
RPI S Opponent	Score		RPI S Opponent	Score		RPI S Opponent	Score		RPI S Opponent	Score		
			42 A Wright St.	1 12		67 A Kentucky	5 4		136 A Valparaiso		12 4	
			42 A Wright St.	6 4		88 H Xavier	1 8		136 A Valparaiso		9 4	
			42 A Wright St.	3 4		92 A Troy	2 4		136 H Valparaiso		1 16	
			42 H Wright St.	2 5		92 A Troy	0 5		136 H Valparaiso		4 6	
			42 H Wright St.	3 13		92 A Troy	3 10		136 H Valparaiso		4 5	
						92 A Troy	1 6		136 N Valparaiso		7 10	
									143 A Milwaukee		3 0	
									143 A Milwaukee		0 6	
									143 A Milwaukee		0 8	
									143 H Milwaukee		3 7	
									143 H Milwaukee		4 5	
									156 A Alabama St.		6 7	
									156 A Alabama St.		8 5	
									156 A Alabama St.		1 11	
									156 A Alabama St.		3 9	
									165 H Miami (OH)		5 1	
									167 A Oakland		3 4	
									167 A Oakland		3 5	
									167 H Oakland		3 6	
									167 H Oakland		1 6	
									167 H Oakland		4 12	
					LAST 15 GAMES				177 A Ball St.		1 13	
			136 N Valparaiso	7 10		189 A Ill.-Chicago	2 5		189 A Ill.-Chicago		2 5	
			259 H Youngstown St.	12 8		189 A Ill.-Chicago	4 5		189 A Ill.-Chicago		4 5	
			259 H Youngstown St.	8 7		143 A Milwaukee	3 0		189 H Ill.-Chicago		12 6	
			143 H Milwaukee	4 5					189 H Ill.-Chicago		1 4	
			143 H Milwaukee	3 7					189 H Ill.-Chicago		3 6	

Non-Div. I Games:

Northern Ky.

136	A	Valparaiso	9	4
136	A	Valparaiso	12	4

RPI	S	Opponent	Score	
235	H	Dayton	4	3
237	A	Ohio	7	6
247	A	ETSU	21	12
247	A	ETSU	3	2
247	A	ETSU	6	7
256	H	Northwestern	7	1
259	A	Youngstown St.	9	8
259	A	Youngstown St.	11	5
259	A	Youngstown St.	1	3
259	H	Youngstown St.	8	7
259	H	Youngstown St.	12	8
266	N	Western Ill.	11	16
266	N	Western Ill.	5	4
266	N	Western Ill.	6	8
266	N	Western Ill.	7	4
276	H	Butler	8	3

Average RPI Win:	244	WON-LOST RECORD	WINNING PCT. RANK	LAST 15 GAMES	STRENGTH OF SCHEDULE	OPP. STRENGTH OF SCHEDULE	TEAM RPI	ADJ RPI	CONF. RPI	ADJ CONF. RPI		
DIV. I ONLY		23-29-0	.44231	193	9-4-0	264	287	245	.45194	245	27	27
DIV. I NON-CONF.		13-17-0	.43333	190	2-1-0	267	297	253	.44511	253	29	29
<hr/>												
TOTALS	RPI 1-25	RPI 26-50		W-L RECORDS		RPI 51-100		RPI 101-150		RPI 150+		
23-29-0	0-0-0	0-0-0		OVERALL		0-3-0		2-4-0		21-22-0		
10-7-0	0-0-0	0-0-0		HOME		0-0-0		1-0-0		9-7-0		
10-17-0	0-0-0	0-0-0		AWAY		0-3-0		1-3-0		9-11-0		
3-5-0	0-0-0	0-0-0		NEUTRAL		0-0-0		0-1-0		3-4-0		
13-17-0	0-0-0	0-0-0		NON-CONFERENCE		0-3-0		1-1-0		12-13-0		
5-4-0	0-0-0	0-0-0		HOME		0-0-0		1-0-0		4-4-0		
6-10-0	0-0-0	0-0-		AWAY		0-3-0		0-0-0		6-7-0		
2-3-0	0-0-0	0-0-0		NEUTRAL		0-0-0		0-1-0		2-2-0		
10-12-0	0-0-0	0-0-0		CONFERENCE		0-0-0		1-3-0		9-9-0		
5-3-0	0-0-0	0-0-0		HOME		0-0-0		0-0-0		5-3-0		
4-7-0	0-0-0	0-0-0		AWAY		0-0-0		1-3-0		3-4-0		
1-2-0	0-0-0	0-0-0		NEUTRAL		0-0-0		0-0-0		1-2-0		
RPI S	Opponent	Score	RPI S	Opponent	Score	RPI S	Opponent	Score	RPI S	Opponent	Score	
						63 A	Marshall	2 4	110 N	Bradley	1 2	
						63 A	Marshall	4 6	145 A	Navy	3 10	
						63 A	Marshall	6 12	145 A	Navy	0 3	
									145 A	Navy	0 3	
									145 A	Navy	9 2	
									148 H	Delaware	16 7	
									158 H	Holy Cross	4 5	
									158 H	Holy Cross	3 12	
									158 H	Holy Cross	1 6	
									158 H	Holy Cross	5 4	
									158 N	Holy Cross	18 5	
									158 N	Holy Cross	4 9	
									158 N	Holy Cross	8 12	
									215 A	Manhattan	6 4	
									215 A	Manhattan	2 10	
									215 H	Manhattan	0 2	
									221 N	Dartmouth	4 5	
									221 N	Dartmouth	5 4	
									221 N	Dartmouth	15 7	
									233 H	Penn	4 11	
									240 A	Villanova	6 8	
									241 N	Maine	6 11	
									248 A	Fairleigh Dickinson	0 7	
									248 A	Fairleigh Dickinson	6 10	
									248 H	Fairleigh Dickinson	5 6	
									248 H	Fairleigh Dickinson	4 5	
									254 A	Army West Point	7 4	
LAST 15 GAMES												
			158 N	Holy Cross	8 12	279 A	NYIT	16 5				
			158 N	Holy Cross	18 5	265 H	Lafayette	6 3				
			158 N	Holy Cross	4 9	265 H	Lafayette	5 2				
			295 A	Saint Peter's	2 1							
			254 A	Army West Point	2 5							

Non-Div. I Games: Immaculata 8 2 Immaculata 11 2

Lehigh

254	A	Army West Point	7	4
254	A	Army West Point	3	1

RPI	S	Opponent	Score	
254	A	Army West Point	3	1
254	A	Army West Point	2	5
261	A	Bucknell	3	4
261	A	Bucknell	5	7
261	A	Bucknell	10	1
261	A	Bucknell	2	11
265	H	Lafayette	5	2
265	H	Lafayette	10	4
265	H	Lafayette	4	3
265	H	Lafayette	6	3
269	A	Rider	9	10
269	H	Rider	9	8
270	A	Norfolk St.	10	3
270	A	Norfolk St.	7	2
270	A	Norfolk St.	7	6
279	A	NYIT	16	5
279	H	NYIT	10	5
294	A	UMES	4	5
294	A	UMES	6	7
295	A	Saint Peter's	2	1
295	H	Saint Peter's	6	3
299	H	Coppin St.	10	4

Lehigh

L
e
h
i
g
h

L
e
h
i
g
h

Average RPI Win:	238	WON-LOST RECORD	WINNING PCT. RANK	LAST 15 GAMES	STRENGTH OF SCHEDULE	OPP. STRENGTH OF SCHEDULE	TEAM RPI	ADJ RPI	CONF. RPI	ADJ CONF. RPI		
DIV. I ONLY		21-31-0	.40385	219	9-6-0	257	275	246	.4519	246	23	23
DIV. I NON-CONF.		13-15-0	.46429	164	6-1-0	256	294	198	.47461	197	22	22
<hr/>												
TOTALS	RPI 1-25	RPI 26-50		W-L RECORDS		RPI 51-100		RPI 101-150		RPI 150+		
21-31-0	0-0-0	0-0-0		OVERALL		0-6-0		0-1-0		21-24-0		
7-10-0	0-0-0	0-0-0		HOME		0-0-0		0-0-0		7-10-0		
13-18-0	0-0-0	0-0-0		AWAY		0-6-0		0-1-0		13-11-0		
1-3-0	0-0-0	0-0-0		NEUTRAL		0-0-0		0-0-0		1-3-0		
13-15-0	0-0-0	0-0-0		NON-CONFERENCE		0-3-0		0-1-0		13-11-0		
3-2-0	0-0-0	0-0-0		HOME		0-0-0		0-0-0		3-2-0		
9-10-0	0-0-0	0-0-		AWAY		0-3-0		0-1-0		9-6-0		
1-3-0	0-0-0	0-0-0		NEUTRAL		0-0-0		0-0-0		1-3-0		
8-16-0	0-0-0	0-0-0		CONFERENCE		0-3-0		0-0-0		8-13-0		
4-8-0	0-0-0	0-0-0		HOME		0-0-0		0-0-0		4-8-0		
4-8-0	0-0-0	0-0-0		AWAY		0-3-0		0-0-0		4-5-0		
0-0-0	0-0-0	0-0-0		NEUTRAL		0-0-0		0-0-0		0-0-0		
RPI	S	Opponent	Score	RPI	S	Opponent	Score	RPI	S	Opponent	Score	
						65 A Kent St.	0 5	145 A Navy		2 6		
						65 A Kent St.	4 5	165 H Miami (OH)		6 7		
						65 A Kent St.	2 12	165 H Miami (OH)		0 6		
						67 A Kentucky	3 14	165 H Miami (OH)		0 3		
						67 A Kentucky	1 5	168 A Davidson		0 5		
						67 A Kentucky	8 9	169 A Northeastern		6 3		
								169 A Northeastern		4 8		
								169 A Northeastern		0 1		
								176 N Air Force		0 13		
								177 H Ball St.		6 9		
								177 H Ball St.		2 4		
								177 H Ball St.		4 3		
								185 H Eastern Mich.		1 2		
								185 H Eastern Mich.		3 4		
								185 H Eastern Mich.		12 4		
								196 A Canisius		5 4		
								196 A Canisius		5 9		
								196 H Canisius		4 2		
								196 H Canisius		1 3		
								204 A Toledo		13 7		
								204 A Toledo		6 4		
								204 A Toledo		2 3		
								212 A Northern Ill.		2 9		
								212 A Northern Ill.		7 17		
								212 A Northern Ill.		7 2		
								222 A St. Bonaventure		1 2		
								222 A St. Bonaventure		2 9		
LAST 15 GAMES												
						262 H Bowling Green	8 3	267 H Niagara		9 2	212 A Northern Ill.	2 9
						262 H Bowling Green	4 0	267 H Niagara		4 3	212 A Northern Ill.	7 17
						262 H Bowling Green	2 8	65 A Kent St.		2 12	212 A Northern Ill.	7 2
						267 A Niagara	7 3				222 A St. Bonaventure	1 2
						267 A Niagara	8 0				222 A St. Bonaventure	2 9

Non-Div. I Games:

Buffalo

Buffalo

250	N	Hofstra	11	3
250	N	Hofstra	1	2

Through Games Of May 28, 2016

RPI	S	Opponent	Score	
222	H	St. Bonaventure	1	6
237	A	Ohio	5	6
237	A	Ohio	9	3
237	A	Ohio	1	3
250	N	Hofstra	11	3
250	N	Hofstra	1	2
252	N	Marist	3	8
262	H	Bowling Green	4	0
262	H	Bowling Green	8	3
262	H	Bowling Green	2	8
264	A	UT Martin	8	5
264	A	UT Martin	5	3
264	A	UT Martin	15	8
267	A	Niagara	8	0
267	A	Niagara	7	3
267	H	Niagara	4	3
267	H	Niagara	9	2
289	A	Mt. St. Mary's	2	0
289	A	Mt. St. Mary's	15	0

Buffalo

B
u
f
f
a
l
o

B
u
f
f
a
l
o

Average RPI Win: 219		WON-LOST	WINNING	LAST 15	STRENGTH OF		OPP. STRENGTH	TEAM	ADJ		CONF.	ADJ CONF.
Average RPI Loss: 146		RECORD	PCT. RANK	GAMES	SCHEDULE		OF SCHEDULE	RPI	RPI		RPI	RPI
DIV. I ONLY		27-30-0	.47368	169	277		158	247	.45138		18	18
DIV. I NON-CONF.		13-17-0	.43333	190	299		166	283	.40382		21	21
TOTALS		RPI 1-25	RPI 26-50		W-L RECORDS		RPI 51-100		RPI 101-150		RPI 150+	
27-30-0		0-0-0	0-3-0		OVERALL		0-8-0		7-7-0		20-12-0	
18-14-0		0-0-0	0-0-0		HOME		0-4-0		3-3-0		15-7-0	
8-14-0		0-0-0	0-3-0		AWAY		0-4-0		4-2-0		4-5-0	
1-2-0		0-0-0	0-0-0		NEUTRAL		0-0-0		0-2-0		1-0-0	
13-17-0		0-0-0	0-3-0		NON-CONFERENCE		0-2-0		1-2-0		12-10-0	
10-10-0		0-0-0	0-0-0		HOME		0-1-0		1-2-0		9-7-0	
3-7-0		0-0-0	0-0-		AWAY		0-1-0		0-0-0		3-3-0	
0-0-0		0-0-0	0-0-0		NEUTRAL		0-0-0		0-0-0		0-0-0	
14-13-0		0-0-0	0-0-0		CONFERENCE		0-6-0		6-5-0		8-2-0	
8-4-0		0-0-0	0-0-0		HOME		0-3-0		2-1-0		6-0-0	
5-7-0		0-0-0	0-0-0		AWAY		0-3-0		4-2-0		1-2-0	
1-2-0		0-0-0	0-0-0		NEUTRAL		0-0-0		0-2-0		1-0-0	
RPI S	Opponent	Score	RPI S	Opponent	Score	RPI S	Opponent	Score	RPI S	Opponent	Score	
			27 A	UNCW	5 15	76 A	UNCG	7 9	105 H	FGCU	4 7	
			27 A	UNCW	11 16	76 A	UNCG	6 13	105 H	FGCU	6 4	
			27 A	UNCW	7 17	76 A	UNCG	5 6	105 H	FGCU	10 11	
						81 A	Tennessee	2 11	117 A	Western Caro.	14 8	
						81 H	Tennessee	2 11	117 A	Western Caro.	11 12	
						87 H	Mercer	9 12	117 A	Western Caro.	9 15	
						87 H	Mercer	5 7	127 A	Samford	8 4	
						87 H	Mercer	8 9	127 A	Samford	12 9	
									127 A	Samford	14 8	
									127 N	Samford	11 12	
									130 H	Furman	6 3	
									130 H	Furman	13 9	
									130 H	Furman	5 6	
									130 N	Furman	0 3	
									170 A	Winthrop	7 5	
									170 H	Winthrop	1 2	
									191 A	Wofford	5 3	
									191 A	Wofford	0 10	
									191 A	Wofford	6 7	
									199 A	Virginia Tech	0 11	
									202 A	Radford	5 6	
									202 H	Radford	6 5	
									214 A	Eastern Ky.	17 8	
									244 H	Northern Ky.	2 3	
									244 H	Northern Ky.	12 21	
									244 H	Northern Ky.	7 6	
									257 H	VMI	15 5	
			LAST 15 GAMES									
			127 N	Samford	11 12	191 A	Wofford	0 10	214 A	Eastern Ky.	17 8	
			260 N	The Citadel	4 2	191 A	Wofford	5 3	244 H	Northern Ky.	2 3	
			130 N	Furman	0 3	191 A	Wofford	6 7	244 H	Northern Ky.	12 21	
			260 H	The Citadel	10 6				244 H	Northern Ky.	7 6	
			260 H	The Citadel	10 9				257 H	VMI	15 5	

Non-Div. I Games:

ETSU

260	H	The Citadel	11	2
81	A	Tennessee	2	11

RPI	S	Opponent	Score	
257	H	VMI	9	6
257	H	VMI	13	7
260	H	The Citadel	11	2
260	H	The Citadel	10	6
260	H	The Citadel	10	9
260	N	The Citadel	4	2
262	H	Bowling Green	1	7
262	H	Bowling Green	12	1
275	H	Purdue	6	19
275	H	Purdue	4	2
275	H	Purdue	9	8
275	H	Purdue	8	2
277	H	La Salle	6	3
277	H	La Salle	4	6
277	H	La Salle	4	9
285	A	UNC Asheville	5	7
285	H	UNC Asheville	9	1
287	A	N.C. A&T	17	5
287	H	N.C. A&T	15	5

ETSU

E
T
S
U

E
T
S
U

Average RPI Win: 240		WON-LOST	WINNING	LAST 15	STRENGTH OF		OPP. STRENGTH	TEAM	ADJ		CONF.	ADJ CONF.
Average RPI Loss: 195		RECORD	PCT. RANK	GAMES	SCHEDULE		OF SCHEDULE	RPI	RPI		RPI	RPI
DIV. I ONLY		28-28-0	.5	147	281		286	249	.44995		248	26
DIV. I NON-CONF.		10-11-0	.47619	162	294		299	265	.4317		265	26
TOTALS		RPI 1-25	RPI 26-50		W-L RECORDS		RPI 51-100		RPI 101-150		RPI 150+	
28-28-0		0-0-0	1-4-0		OVERALL		0-0-0		0-1-0		27-23-0	
12-11-0		0-0-0	1-3-0		HOME		0-0-0		0-1-0		11-7-0	
13-13-0		0-0-0	0-0-0		AWAY		0-0-0		0-0-0		13-13-0	
3-4-0		0-0-0	0-1-0		NEUTRAL		0-0-0		0-0-0		3-3-0	
10-11-0		0-0-0	0-0-0		NON-CONFERENCE		0-0-0		0-1-0		10-10-0	
4-3-0		0-0-0	0-0-0		HOME		0-0-0		0-1-0		4-2-0	
5-6-0		0-0-0	0-0-		AWAY		0-0-0		0-0-0		5-6-0	
1-2-0		0-0-0	0-0-0		NEUTRAL		0-0-0		0-0-0		1-2-0	
18-17-0		0-0-0	1-4-0		CONFERENCE		0-0-0		0-0-0		17-13-0	
8-8-0		0-0-0	1-3-0		HOME		0-0-0		0-0-0		7-5-0	
8-7-0		0-0-0	0-0-0		AWAY		0-0-0		0-0-0		8-7-0	
2-2-0		0-0-0	0-1-0		NEUTRAL		0-0-0		0-0-0		2-1-0	
RPI S	Opponent	Score	RPI S	Opponent	Score	RPI S	Opponent	Score	RPI S	Opponent	Score	
			29 H	Bryant	2 6				135 H	St. John's (NY)	1 16	
			29 H	Bryant	10 3				157 A	Longwood	3 5	
			29 H	Bryant	9 11				157 A	Longwood	3 6	
			29 H	Bryant	1 19				157 A	Longwood	3 4	
			29 N	Bryant	3 8				161 A	Sacred Heart	5 4	
									161 A	Sacred Heart	0 2	
									161 A	Sacred Heart	6 9	
									161 H	Sacred Heart	5 6	
									161 H	Sacred Heart	0 3	
									161 H	Sacred Heart	7 8	
									161 H	Sacred Heart	7 5	
									161 N	Sacred Heart	11 8	
									161 N	Sacred Heart	8 9	
									203 H	Central Conn. St.	3 2	
									203 H	Central Conn. St.	2 1	
									203 H	Central Conn. St.	4 8	
									203 H	Central Conn. St.	2 1	
									203 N	Central Conn. St.	2 0	
									243 H	Siena	10 6	
									245 A	Lehigh	6 5	
									245 A	Lehigh	5 4	
									245 H	Lehigh	7 0	
									245 H	Lehigh	10 6	
									250 H	Hofstra	1 4	
									253 A	LIU Brooklyn	9 10	
									253 A	LIU Brooklyn	7 8	
									253 A	LIU Brooklyn	17 2	
LAST 15 GAMES												
			29 N	Bryant	3 8		253 A	LIU Brooklyn	8 7			
			161 N	Sacred Heart	11 8		203 H	Central Conn. St.	3 2			
			203 N	Central Conn. St.	2 0		203 H	Central Conn. St.	2 1			
			161 N	Sacred Heart	8 9							
			253 A	LIU Brooklyn	7 8							

Non-Div. I Games:

Fairleigh Dickinson

253	A	LIU Brooklyn	17	2
253	A	LIU Brooklyn	9	10

RPI	S	Opponent	Score	
253	A	LIU Brooklyn	8	7
258	A	Wagner	6	4
258	A	Wagner	6	3
258	A	Wagner	3	6
258	A	Wagner	0	7
263	A	NJIT	3	14
265	A	Lafayette	7	6
279	A	NYIT	1	0
279	A	NYIT	0	9
279	H	NYIT	11	1
279	H	NYIT	3	6
289	A	Mt. St. Mary's	1	0
289	A	Mt. St. Mary's	4	1
289	A	Mt. St. Mary's	2	5
289	A	Mt. St. Mary's	17	2
289	H	Mt. St. Mary's	9	4
289	H	Mt. St. Mary's	6	0
289	H	Mt. St. Mary's	4	3
289	H	Mt. St. Mary's	6	13
294	N	UMES	7	5
294	N	UMES	1	5
294	N	UMES	4	6
299	A	Coppin St.	8	15
299	A	Coppin St.	35	24

Fairleigh Dickinson

Average RPI Win: 199		WON-LOST	WINNING	LAST 15	STRENGTH OF		OPP. STRENGTH	TEAM	ADJ		CONF.	ADJ CONF.
Average RPI Loss: 188		RECORD	PCT. RANK	GAMES	SCHEDULE		OF SCHEDULE	RPI	RPI		RPI	RPI
DIV. I ONLY		14-22-0	.38889	229	5-10-0		262	247	248		25	25
DIV. I NON-CONF.		7-9-0	.4375	187	0-2-0		233	252	168		20	20
TOTALS		RPI 1-25	RPI 26-50		W-L RECORDS		RPI 51-100		RPI 101-150		RPI 150+	
14-22-0		0-0-0	0-0-0		OVERALL		0-0-0		2-6-0		12-16-0	
6-5-0		0-0-0	0-0-0		HOME		0-0-0		1-2-0		5-3-0	
7-15-0		0-0-0	0-0-0		AWAY		0-0-0		1-4-0		6-11-0	
1-2-0		0-0-0	0-0-0		NEUTRAL		0-0-0		0-0-0		1-2-0	
7-9-0		0-0-0	0-0-0		NON-CONFERENCE		0-0-0		1-3-0		6-6-0	
1-0-0		0-0-0	0-0-0		HOME		0-0-0		1-0-0		0-0-0	
5-7-0		0-0-0	0-0-		AWAY		0-0-0		0-3-0		5-4-0	
1-2-0		0-0-0	0-0-0		NEUTRAL		0-0-0		0-0-0		1-2-0	
7-13-0		0-0-0	0-0-0		CONFERENCE		0-0-0		1-3-0		6-10-0	
5-5-0		0-0-0	0-0-0		HOME		0-0-0		0-2-0		5-3-0	
2-8-0		0-0-0	0-0-0		AWAY		0-0-0		1-1-0		1-7-0	
0-0-0		0-0-0	0-0-0		NEUTRAL		0-0-0		0-0-0		0-0-0	
RPI S	Opponent	Score	RPI S	Opponent	Score	RPI S	Opponent	Score	RPI S	Opponent	Score	
									102 A	Princeton	4 3	
									102 A	Princeton	2 7	
									102 H	Princeton	3 4	
									102 H	Princeton	1 6	
									107 H	Binghamton	3 2	
									142 A	UCF	3 4	
									142 A	UCF	3 8	
									142 A	UCF	0 16	
									169 N	Northeastern	0 11	
									169 N	Northeastern	7 5	
									169 N	Northeastern	0 6	
									179 H	Columbia	7 4	
									179 H	Columbia	4 3	
									179 H	Columbia	9 3	
									179 H	Columbia	4 14	
									191 A	Wofford	12 5	
									191 A	Wofford	1 5	
									191 A	Wofford	6 2	
									196 A	Canisius	4 6	
									196 A	Canisius	0 1	
									210 A	Yale	8 9	
									210 A	Yale	2 4	
									221 H	Dartmouth	1 3	
									221 H	Dartmouth	3 9	
									233 A	Penn	7 4	
									233 A	Penn	2 13	
									233 A	Penn	5 16	
									233 A	Penn	2 13	
									233 A	Penn	5 16	
Non-Div. I Games:			Rollins	5 6	Rollins	5 13						

Cornell

196	A	Canisius	4	6
233	A	Penn	5	16

RPI	S	Opponent	Score	
233	A	Penn	2	3
234	H	Harvard	6	4
234	H	Harvard	5	1
236	A	Brown	2	4
236	A	Brown	6	7
261	A	Bucknell	3	2
261	A	Bucknell	8	6
261	A	Bucknell	5	2
261	A	Bucknell	3	12

Average RPI Win: 218		WON-LOST	WINNING	LAST 15	STRENGTH OF		OPP. STRENGTH	TEAM	ADJ	CONF.	ADJ CONF.						
Average RPI Loss: 136		RECORD	PCT. RANK	GAMES	SCHEDULE		OF SCHEDULE	RPI	RPI	RPI	RPI						
DIV. I ONLY		15-37-0	.28846	275	2-13-0		173	199	250	.44838	250	14	14				
DIV. I NON-CONF.		10-19-0	.34483	235	1-2-0		206	263	216	.46621	216	15	15				
<hr/>																	
TOTALS		RPI 1-25		RPI 26-50		W-L RECORDS		RPI 51-100		RPI 101-150		RPI 150+					
15-37-0		0-3-0		0-6-0		OVERALL		3-0-0		0-9-0		12-19-0					
5-10-0		0-0-0		0-0-0		HOME		3-0-0		0-3-0		2-7-0					
9-22-0		0-3-0		0-6-0		AWAY		0-0-0		0-2-0		9-11-0					
1-5-0		0-0-0		0-0-0		NEUTRAL		0-0-0		0-4-0		1-1-0					
10-19-0		0-3-0		0-3-0		NON-CONFERENCE		0-0-0		0-4-0		10-9-0					
1-2-0		0-0-0		0-0-0		HOME		0-0-0		0-0-0		1-2-0					
8-12-0		0-3-0		0-0-		AWAY		0-0-0		0-0-0		8-6-0					
1-5-0		0-0-0		0-0-0		NEUTRAL		0-0-0		0-4-0		1-1-0					
5-18-0		0-0-0		0-3-0		CONFERENCE		3-0-0		0-5-0		2-10-0					
4-8-0		0-0-0		0-0-0		HOME		3-0-0		0-3-0		1-5-0					
1-10-0		0-0-0		0-3-0		AWAY		0-0-0		0-2-0		1-5-0					
0-0-0		0-0-0		0-0-0		NEUTRAL		0-0-0		0-0-0		0-0-0					
RPI	S	Opponent		Score		RPI	S	Opponent		Score		RPI	S	Opponent		Score	
4	A	Texas A&M		2	5	27	A	UNCW		5	10	64	H	Col. of Charleston		4	3
4	A	Texas A&M		0	5	27	A	UNCW		5	6	64	H	Col. of Charleston		8	7
4	A	Texas A&M		4	15	27	A	UNCW		4	18	64	H	Col. of Charleston		3	1
						44	A	Ohio St.		2	4						
						44	A	Ohio St.		1	12						
						44	A	Ohio St.		1	2						
						LAST 15 GAMES											
						178	H	James Madison		1	9	169	H	Northeastern		5	1
						178	H	James Madison		0	6	169	H	Northeastern		3	18
						178	H	James Madison		4	15	27	A	UNCW		4	18
						180	A	Monmouth		4	5						
						246	N	Buffalo		3	11						
												201	H	Fordham		6	7
												208	A	Elon		5	10
												208	A	Elon		2	7
												208	A	Elon		8	14
												215	A	Manhattan		1	5
												215	H	Manhattan		14	4

Non-Div. I Games:

Hofstra

246	N	Buffalo	2	1
169	H	Northeastern	1	4

RPI	S	Opponent	Score	
225	A	Towson	7	3
225	A	Towson	4	15
225	A	Towson	2	4
246	N	Buffalo	2	1
246	N	Buffalo	3	11
248	A	Fairleigh Dickinson	4	1
253	A	LIU Brooklyn	12	6
254	A	Army West Point	14	8
279	A	NYIT	3	1
295	A	Saint Peter's	11	4
299	A	Coppin St.	17	0
299	A	Coppin St.	15	0
299	A	Coppin St.	17	4

Average RPI Win:	215	WON-LOST	WINNING	LAST 15	STRENGTH OF	OPP. STRENGTH	TEAM	ADJ	CONF.	ADJ CONF.	
Average RPI Loss:	181	RECORD	PCT. RANK	GAMES	SCHEDULE	OF SCHEDULE	RPI	RPI	RPI	RPI	
DIV. I ONLY	18-27-0	.4	222	7-8-0	249	249	251	.44753	251	24	24
DIV. I NON-CONF.	7-14-0	.33333	239	0-3-0	276	232	276	.42367	274	25	25
<hr/>											
TOTALS	RPI 1-25	RPI 26-50		W-L RECORDS		RPI 51-100		RPI 101-150		RPI 150+	
18-27-0	0-0-0	0-2-0		OVERALL		1-1-0		1-5-0		16-19-0	
9-7-0	0-0-0	0-1-0		HOME		1-0-0		0-3-0		8-3-0	
5-16-0	0-0-0	0-1-0		AWAY		0-1-0		1-2-0		4-12-0	
4-4-0	0-0-0	0-0-0		NEUTRAL		0-0-0		0-0-0		4-4-0	
7-14-0	0-0-0	0-2-0		NON-CONFERENCE		1-1-0		0-0-0		6-11-0	
2-2-0	0-0-0	0-1-0		HOME		1-0-0		0-0-0		1-1-0	
1-8-0	0-0-0	0-0-		AWAY		0-1-0		0-0-0		1-6-0	
4-4-0	0-0-0	0-0-0		NEUTRAL		0-0-0		0-0-0		4-4-0	
11-13-0	0-0-0	0-0-0		CONFERENCE		0-0-0		1-5-0		10-8-0	
7-5-0	0-0-0	0-0-0		HOME		0-0-0		0-3-0		7-2-0	
4-8-0	0-0-0	0-0-0		AWAY		0-0-0		1-2-0		3-6-0	
0-0-0	0-0-0	0-0-0		NEUTRAL		0-0-0		0-0-0		0-0-0	
RPI	S	Opponent	Score	RPI	S	Opponent	Score	RPI	S	Opponent	Score
				39	A	Boston College	1 2	59	A	UConn	0 5
				39	H	Boston College	5 11	59	H	UConn	9 5
								109	A	Rhode Island	6 3
								109	A	Rhode Island	8 11
								109	A	Rhode Island	1 3
								139	H	Saint Joseph's	1 3
								139	H	Saint Joseph's	1 6
								139	H	Saint Joseph's	7 17
								158	H	Holy Cross	3 6
								168	A	Davidson	4 5
								168	A	Davidson	7 1
								168	A	Davidson	2 10
								169	A	Northeastern	3 2
								183	A	Fairfield	2 4
								195	A	Richmond	3 6
								195	A	Richmond	8 3
								195	A	Richmond	4 14
								201	H	Fordham	0 5
								201	H	Fordham	8 1
								201	H	Fordham	8 7
								203	H	Central Conn. St.	6 5
								216	A	Quinnipiac	0 7
								218	A	UMass Lowell	3 7
								222	A	St. Bonaventure	3 7
								222	A	St. Bonaventure	3 2
								222	A	St. Bonaventure	3 5
								234	N	Harvard	1 5
								234	N	Harvard	5 9
								234	N	Harvard	6 2

Non-Div. I Games:

Massachusetts

109	A	Rhode Island	8	11
109	A	Rhode Island	1	3

RPI	S	Opponent	Score	
238	A	Charleston So.	8	12
238	A	Charleston So.	2	7
238	A	Charleston So.	1	3
241	N	Maine	5	3
241	N	Maine	10	1
254	N	Army West Point	5	6
254	N	Army West Point	3	10
254	N	Army West Point	6	2
273	H	George Mason	2	1
273	H	George Mason	4	2
273	H	George Mason	2	1
277	H	La Salle	8	2
277	H	La Salle	3	5
277	H	La Salle	8	3

Massachusetts

M
a
s
s
a
c
h
u
s
e
t
t
s

M
a
s
s
a
c
h
u
s
e
t
t
s

Average RPI Win: 238		WON-LOST	WINNING	LAST 15	STRENGTH OF		OPP. STRENGTH	TEAM	ADJ	CONF.	ADJ CONF.
Average RPI Loss: 178		RECORD	PCT. RANK	GAMES	SCHEDULE		OF SCHEDULE	RPI	RPI	RPI	RPI
DIV. I ONLY		24-27-0	.47059	176	6-9-0		279	273	252	.44557	252
DIV. I NON-CONF.		11-14-0	.44	183	2-2-0		187	248	182	.48144	182
TOTALS		RPI 1-25	RPI 26-50		W-L RECORDS		RPI 51-100		RPI 101-150		RPI 150+
24-27-0	0-0-0	0-0-0		OVERALL		0-7-0		2-3-0		22-17-0	
14-9-0	0-0-0	0-0-0		HOME		0-1-0		1-1-0		13-7-0	
9-14-0	0-0-0	0-0-0		AWAY		0-6-0		1-2-0		8-6-0	
1-4-0	0-0-0	0-0-0		NEUTRAL		0-0-0		0-0-0		1-4-0	
11-14-0	0-0-0	0-0-0		NON-CONFERENCE		0-7-0		2-3-0		9-4-0	
5-3-0	0-0-0	0-0-0		HOME		0-1-0		1-1-0		4-1-0	
5-9-0	0-0-0	0-0-0		AWAY		0-6-0		1-2-0		4-1-0	
1-2-0	0-0-0	0-0-0		NEUTRAL		0-0-0		0-0-0		1-2-0	
13-13-0	0-0-0	0-0-0		CONFERENCE		0-0-0		0-0-0		13-13-0	
9-6-0	0-0-0	0-0-0		HOME		0-0-0		0-0-0		9-6-0	
4-5-0	0-0-0	0-0-0		AWAY		0-0-0		0-0-0		4-5-0	
0-2-0	0-0-0	0-0-0		NEUTRAL		0-0-0		0-0-0		0-2-0	
RPI S	Opponent	Score	RPI S	Opponent	Score	RPI S	Opponent	Score	RPI S	Opponent	Score
						66 H	Hartford	3 5	104 A	High Point	7 9
						75 A	VCU	6 7	104 A	High Point	2 4
						75 A	VCU	0 3	104 A	High Point	8 6
						75 A	VCU	0 3	107 H	Binghamton	7 15
						76 A	UNCG	4 16	107 H	Binghamton	6 1
						76 A	UNCG	6 8	168 A	Davidson	3 4
						76 A	UNCG	3 16	176 N	Air Force	4 8
									180 H	Monmouth	2 1
									180 H	Monmouth	3 5
									180 H	Monmouth	9 11
									180 N	Monmouth	6 9
									196 N	Canisius	8 15
									211 H	Albany (NY)	2 0
									215 H	Manhattan	13 7
									215 H	Manhattan	14 2
									215 H	Manhattan	2 8
									216 H	Quinnipiac	4 2
									216 H	Quinnipiac	5 2
									216 H	Quinnipiac	6 0
									218 H	UMass Lowell	6 3
									243 A	Siena	8 9
									243 A	Siena	3 6
									243 A	Siena	9 10
									246 N	Buffalo	8 3
									254 N	Army West Point	3 8
									258 H	Wagner	2 4
									258 H	Wagner	7 3
LAST 15 GAMES											
						180 N	Monmouth	6 9	269 A	Rider	12 4
						196 N	Canisius	8 15	258 H	Wagner	2 4
						243 A	Siena	9 10	258 H	Wagner	7 3
						243 A	Siena	8 9			
						243 A	Siena	3 6			

Non-Div. I Games:

Marist

269 A Rider	4	1
269 A Rider	6	2

RPI	S	Opponent	Score	
258	H	Wagner	10	5
263	A	NJIT	4	2
267	H	Niagara	12	1
267	H	Niagara	3	2
267	H	Niagara	3	7
269	A	Rider	4	1
269	A	Rider	6	2
269	A	Rider	12	4
284	A	Iona	1	2
284	A	Iona	2	3
284	A	Iona	7	6
291	A	Delaware St.	15	0
291	A	Delaware St.	4	2
291	A	Delaware St.	4	3
295	H	Saint Peter's	4	6
295	H	Saint Peter's	1	3
295	H	Saint Peter's	9	2

Marist

M
a
r
i
s
t

M
a
r
i
s
t

Average RPI Win: 230		WON-LOST	WINNING	LAST 15	STRENGTH OF		OPP. STRENGTH	TEAM	ADJ		CONF.	ADJ CONF.			
Average RPI Loss: 167		RECORD	PCT. RANK	GAMES	SCHEDULE		OF SCHEDULE	RPI	RPI		RPI	RPI			
DIV. I ONLY		19-35-0	.35185	249	7-8-0		237	263	253	.44486	253	26	26		
DIV. I NON-CONF.		6-18-0	.25	270	0-1-0		286	245	280	.41485	280	26	26		
TOTALS		RPI 1-25	RPI 26-50		W-L RECORDS		RPI 51-100		RPI 101-150		RPI 150+				
19-35-0		0-0-0	1-8-0		OVERALL		0-0-0		1-6-0		17-21-0				
7-12-0		0-0-0	1-3-0		HOME		0-0-0		0-0-0		6-9-0				
12-22-0		0-0-0	0-5-0		AWAY		0-0-0		1-6-0		11-11-0				
0-1-0		0-0-0	0-0-0		NEUTRAL		0-0-0		0-0-0		0-1-0				
6-18-0		0-0-0	0-3-0		NON-CONFERENCE		0-0-0		1-6-0		5-9-0				
0-3-0		0-0-0	0-0-0		HOME		0-0-0		0-0-0		0-3-0				
6-14-0		0-0-0	0-0-		AWAY		0-0-0		1-6-0		5-5-0				
0-1-0		0-0-0	0-0-0		NEUTRAL		0-0-0		0-0-0		0-1-0				
13-17-0		0-0-0	1-5-0		CONFERENCE		0-0-0		0-0-0		12-12-0				
7-9-0		0-0-0	1-3-0		HOME		0-0-0		0-0-0		6-6-0				
6-8-0		0-0-0	0-2-0		AWAY		0-0-0		0-0-0		6-6-0				
0-0-0		0-0-0	0-0-0		NEUTRAL		0-0-0		0-0-0		0-0-0				
RPI	S	Opponent	Score	RPI	S	Opponent	Score	RPI	S	Opponent	Score	RPI	S	Opponent	Score
				28	A	Fla. Atlantic	3 4			135	A	St. John's (NY)	7	17	
				28	A	Fla. Atlantic	2 17			142	A	UCF	7	12	
				28	A	Fla. Atlantic	1 5			142	A	UCF	2	5	
				29	A	Bryant	1 3			142	A	UCF	3	4	
				29	A	Bryant	1 5			146	A	Seton Hall	6	3	
				29	H	Bryant	3 7			146	A	Seton Hall	1	6	
				29	H	Bryant	7 2			146	A	Seton Hall	0	10	
				29	H	Bryant	8 21			160	H	Stony Brook	1	8	
				29	H	Bryant	5 15			161	A	Sacred Heart	12	2	
										161	A	Sacred Heart	4	11	
										161	A	Sacred Heart	4	0	
										161	A	Sacred Heart	8	3	
										161	H	Sacred Heart	0	5	
										161	H	Sacred Heart	2	5	
										161	H	Sacred Heart	0	11	
										161	H	Sacred Heart	0	8	
										203	A	Central Conn. St.	1	4	
										203	A	Central Conn. St.	4	13	
										203	A	Central Conn. St.	1	3	
										203	A	Central Conn. St.	2	0	
										240	A	Villanova	3	4	
										241	N	Maine	2	3	
										248	H	Fairleigh Dickinson	10	9	
				161	A	Sacred Heart	4 11	248	H	Fairleigh Dickinson	7	8			
				161	A	Sacred Heart	12 2	240	A	Villanova	3 4	248	H	Fairleigh Dickinson	2 17
				161	A	Sacred Heart	4 0	29	H	Bryant	5 15	248	H	Fairleigh Dickinson	8 7
				161	A	Sacred Heart	8 3					250	H	Hofstra	6 12
				248	H	Fairleigh Dickinson	8 7								

Non-Div. I Games:

LIU Brooklyn

248 H Fairleigh Dickinson	2	17
248 H Fairleigh Dickinson	7	8

RPI	S	Opponent	Score	
258	H	Wagner	5	3
258	H	Wagner	4	1
258	H	Wagner	9	1
258	H	Wagner	5	2
273	A	George Mason	11	2
273	A	George Mason	8	9
273	A	George Mason	10	7
274	A	Incarnate Word	4	7
274	A	Incarnate Word	10	7
274	A	Incarnate Word	2	8
279	H	NYIT	3	4
288	A	Savannah St.	2	3
288	A	Savannah St.	4	3
288	A	Savannah St.	11	3
289	A	Mt. St. Mary's	6	2
289	A	Mt. St. Mary's	4	5
289	A	Mt. St. Mary's	6	1
289	A	Mt. St. Mary's	1	2

Average RPI Win: 208		WON-LOST	WINNING	LAST 15	STRENGTH OF		OPP. STRENGTH	TEAM	ADJ	CONF.	ADJ CONF.				
Average RPI Loss: 181		RECORD	PCT. RANK	GAMES	SCHEDULE		OF SCHEDULE	RPI	RPI	RPI	RPI				
DIV. I ONLY		16-32-0	.33333	258	4-11-0		182	277	255	.44441	254	27	27		
DIV. I NON-CONF.		10-19-0	.34483	235	1-3-0		130	283	223	.46419	223	29	29		
<hr/>															
TOTALS		RPI 1-25		RPI 26-50		W-L RECORDS		RPI 51-100		RPI 101-150		RPI 150+			
16-32-0		0-0-0		0-1-0		OVERALL		1-4-0		1-8-0		14-19-0			
4-13-0		0-0-0		0-0-0		HOME		0-0-0		0-1-0		4-12-0			
5-14-0		0-0-0		0-0-0		AWAY		1-4-0		1-5-0		3-5-0			
7-5-0		0-0-0		0-1-0		NEUTRAL		0-0-0		0-2-0		7-2-0			
10-19-0		0-0-0		0-1-0		NON-CONFERENCE		1-4-0		1-4-0		8-10-0			
0-6-0		0-0-0		0-0-0		HOME		0-0-0		0-1-0		0-5-0			
3-8-0		0-0-0		0-0-		AWAY		1-4-0		1-1-0		1-3-0			
7-5-0		0-0-0		0-1-0		NEUTRAL		0-0-0		0-2-0		7-2-0			
6-13-0		0-0-0		0-0-0		CONFERENCE		0-0-0		0-4-0		6-9-0			
4-7-0		0-0-0		0-0-0		HOME		0-0-0		0-0-0		4-7-0			
2-6-0		0-0-0		0-0-0		AWAY		0-0-0		0-4-0		2-2-0			
0-0-0		0-0-0		0-0-0		NEUTRAL		0-0-0		0-0-0		0-0-0			
RPI	S	Opponent	Score	RPI	S	Opponent	Score	RPI	S	Opponent	Score	RPI	S	Opponent	Score
				29	N	Bryant	1 6	66	A	Hartford	4 14	121	N	Penn St.	0 11
								66	A	Hartford	3 4	121	N	Penn St.	4 5
								76	A	UNCG	6 10	145	A	Navy	2 6
								76	A	UNCG	2 16	145	A	Navy	2 3
								76	A	UNCG	6 4	145	A	Navy	1 3
												145	A	Navy	3 7
												146	A	Seton Hall	0 11
												146	A	Seton Hall	8 2
												146	H	Seton Hall	4 9
												158	A	Holy Cross	2 6
												158	A	Holy Cross	3 0
												158	A	Holy Cross	6 1
												158	A	Holy Cross	3 6
												164	A	Middle Tenn.	9 1
												179	H	Columbia	3 13
												180	N	Monmouth	6 5
												190	A	Belmont	7 20
												194	A	Lipscomb	6 8
												197	N	North Dakota St.	6 3
												215	H	Manhattan	2 3
												218	H	UMass Lowell	5 7
				LAST 15 GAMES								234	N	Harvard	6 4
				66	A	Hartford	3 4	145	A	Navy	1 3	234	N	Harvard	3 5
				66	A	Hartford	4 14	145	A	Navy	2 3	234	N	Harvard	13 12
				245	H	Lehigh	5 2	145	A	Navy	2 6	243	H	Siena	6 13
				245	H	Lehigh	4 7					245	H	Lehigh	4 7
				245	H	Lehigh	1 3					245	H	Lehigh	5 2

Non-Div. I Games:

Army West Point

252	N	Marist	8	3
145	A	Navy	3	7

RPI	S	Opponent	Score	
245	H	Lehigh	1	3
250	H	Hofstra	8	14
251	N	Massachusetts	2	6
251	N	Massachusetts	10	3
251	N	Massachusetts	6	5
252	N	Marist	8	3
261	H	Bucknell	3	2
261	H	Bucknell	7	4
261	H	Bucknell	2	4
261	H	Bucknell	2	6
265	H	Lafayette	9	3
265	H	Lafayette	2	11
265	H	Lafayette	0	4
265	H	Lafayette	3	6
279	A	NYIT	2	3

A
r
m
y
W
e
s
t
P
o
i
n
t

A
r
m
y
W
e
s
t
P
o
i
n
t

Average RPI Win:		208	WON-LOST RECORD		WINNING PCT. RANK		LAST 15 GAMES		STRENGTH OF SCHEDULE		OPP. STRENGTH OF SCHEDULE		TEAM RPI		ADJ RPI		CONF. RPI		ADJ CONF. RPI	
DIV. I ONLY			19-37-0		.33929 256		10-5-0		157		214		256		.44386 255		28		28	
DIV. I NON-CONF.			6-21-0		.22222 279		1-1-0		45		79		240		.45373 240		27		27	
TOTALS		RPI 1-25		RPI 26-50		W-L RECORDS		RPI 51-100		RPI 101-150		RPI 150+								
19-37-0		1-2-0		0-2-0		OVERALL		0-7-0		6-17-0		12-9-0								
13-18-0		0-1-0		0-1-0		HOME		0-4-0		4-6-0		9-6-0								
5-14-0		1-1-0		0-0-0		AWAY		0-1-0		2-9-0		2-3-0								
1-5-0		0-0-0		0-1-0		NEUTRAL		0-2-0		0-2-0		1-0-0								
6-21-0		1-2-0		0-2-0		NON-CONFERENCE		0-7-0		4-8-0		1-2-0								
3-13-0		0-1-0		0-1-0		HOME		0-4-0		2-5-0		1-2-0								
3-5-0		1-1-0		0-0-		AWAY		0-1-0		2-3-0		0-0-0								
0-3-0		0-0-0		0-1-0		NEUTRAL		0-2-0		0-0-0		0-0-0								
13-16-0		0-0-0		0-0-0		CONFERENCE		0-0-0		2-9-0		11-7-0								
10-5-0		0-0-0		0-0-0		HOME		0-0-0		2-1-0		8-4-0								
2-9-0		0-0-0		0-0-0		AWAY		0-0-0		0-6-0		2-3-0								
1-2-0		0-0-0		0-0-0		NEUTRAL		0-0-0		0-2-0		1-0-0								
RPI	S	Opponent		Score		RPI	S	Opponent		Score		RPI	S	Opponent		Score				
23	A	Arizona		1	4	43	H	Cal St. Fullerton		3	8	56	N	St. Mary's (CA)		4	10			
24	A	UC Santa Barbara		5	4	47	N	Northwestern St.		7	9	56	N	St. Mary's (CA)		7	10			
24	H	UC Santa Barbara		4	10							69	H	Oklahoma		4	6			
												69	H	Oklahoma		7	10			
												69	H	Oklahoma		3	6			
												69	H	Oklahoma		0	13			
												93	A	Fresno St.		4	6			
														119 A Loyola Marymount		3	7			
														114 H Loyola Marymount		5	17			
														119 A UC Irvine		6	9			
														119 H UC Irvine		6	7			
														124 A Cal Poly		4	8			
														124 H Cal Poly		4	6			
														132 A Utah Valley		5	11			
														132 A Utah Valley		4	7			
														132 A Utah Valley		1	10			
														132 N Utah Valley		4	6			
														135 H St. John's (NY)		10	4			
														135 H St. John's (NY)		4	5			
														135 H St. John's (NY)		4	3			
														140 A CSUN		5	3			
														140 A CSUN		8	5			
														140 H CSUN		5	7			
														147 H New Mexico St.		4	5			
														147 H New Mexico St.		8	2			
														147 H New Mexico St.		7	6			
														147 N New Mexico St.		6	11			
														152 H UC Riverside		4	8			
														152 H UC Riverside		8	2			
														152 H UC Riverside		3	7			
														173 H Sacramento St.		4	2			
				LAST 15 GAMES																
														147 N New Mexico St.		6	11			
														268 N Northern Colo.		11	6			
														132 N Utah Valley		4	6			
														290 H North Dakota		16	2			
														290 H North Dakota		10	6			
														293 H Chicago St.		4	2			
														293 H Chicago St.		14	3			
														293 H Chicago St.		6	5			

Non-Div. I Games:

CSU Bakersfield

290	H	North Dakota	15	2
124	H	Cal Poly	4	6

RPI	S	Opponent	Score	
173	H	Sacramento St.	4	3
173	H	Sacramento St.	3	6
213	H	Grand Canyon	3	9
213	H	Grand Canyon	6	9
213	H	Grand Canyon	4	9
268	A	Northern Colo.	2	9
268	A	Northern Colo.	3	6
268	N	Northern Colo.	11	6
281	A	UTRGV	0	5
281	A	UTRGV	5	0
281	A	UTRGV	11	6
290	H	North Dakota	15	2
290	H	North Dakota	16	2
290	H	North Dakota	10	6
293	H	Chicago St.	6	5
293	H	Chicago St.	14	3
293	H	Chicago St.	4	2

CSU Bakersfield

C
S
U
B
a
k
e
r
s
f
i
e
l
d

C
S
U
B
a
k
e
r
s
f
i
e
l
d

Average RPI Win: 176		WON-LOST	WINNING	LAST 15	STRENGTH OF		OPP. STRENGTH	TEAM	ADJ	CONF.	ADJ CONF.				
Average RPI Loss: 115		RECORD	PCT. RANK	GAMES	SCHEDULE		OF SCHEDULE	RPI	RPI	RPI	RPI				
DIV. I ONLY		15-38-0	.28302	278	5-10-0		190	134	254	.4433	256	7	7		
DIV. I NON-CONF.		8-21-0	.27586	265	0-5-0		261	169	274	.42268	275	7	7		
TOTALS		RPI 1-25	RPI 26-50		W-L RECORDS		RPI 51-100		RPI 101-150		RPI 150+				
15-38-0		0-0-0	2-8-0		OVERALL		2-9-0		3-10-0		8-11-0				
5-14-0		0-0-0	0-3-0		HOME		0-7-0		1-3-0		4-1-0				
8-19-0		0-0-0	2-4-0		AWAY		0-0-0		2-7-0		4-8-0				
2-5-0		0-0-0	0-1-0		NEUTRAL		2-2-0		0-0-0		0-2-0				
8-21-0		0-0-0	0-1-0		NON-CONFERENCE		2-6-0		1-3-0		5-11-0				
2-5-0		0-0-0	0-0-0		HOME		0-4-0		1-0-0		1-1-0				
4-11-0		0-0-0	0-0-		AWAY		0-0-0		0-3-0		4-8-0				
2-5-0		0-0-0	0-1-0		NEUTRAL		2-2-0		0-0-0		0-2-0				
7-17-0		0-0-0	2-7-0		CONFERENCE		0-3-0		2-7-0		3-0-0				
3-9-0		0-0-0	0-3-0		HOME		0-3-0		0-3-0		3-0-0				
4-8-0		0-0-0	2-4-0		AWAY		0-0-0		2-4-0		0-0-0				
0-0-0		0-0-0	0-0-0		NEUTRAL		0-0-0		0-0-0		0-0-0				
RPI	S	Opponent	Score	RPI	S	Opponent	Score	RPI	S	Opponent	Score				
				37	H	Michigan	4 10	52	H	Minnesota	1 10	101	A	Indiana	1 2
				37	H	Michigan	9 11	52	H	Minnesota	0 8	101	A	Indiana	3 4
				37	H	Michigan	3 12	52	H	Minnesota	5 6	101	A	Indiana	6 7
				39	N	Boston College	3 6	70	H	California	2 13	106	A	Rutgers	7 10
				44	A	Ohio St.	4 5	70	H	California	0 15	106	A	Rutgers	12 10
				44	A	Ohio St.	2 5	70	H	California	3 15	106	A	Rutgers	5 1
				44	A	Ohio St.	6 5	70	H	California	0 16	110	H	Bradley	5 1
				45	A	Nebraska	11 3	89	N	Nevada	6 10	118	A	Cincinnati	0 1
				45	A	Nebraska	2 3	89	N	Nevada	2 11	118	A	Cincinnati	3 10
				45	A	Nebraska	7 8	89	N	Nevada	4 2	118	A	Cincinnati	5 6
								89	N	Nevada	5 1	121	H	Penn St.	2 4
												121	H	Penn St.	2 8
												121	H	Penn St.	3 11
												165	A	Miami (OH)	4 5
												188	A	San Diego St.	10 15
												188	A	San Diego St.	6 11
												188	A	San Diego St.	13 7
												189	A	Ill.-Chicago	2 11
												189	A	Ill.-Chicago	4 5
												189	H	Ill.-Chicago	0 7
												219	N	Illinois St.	4 10
												226	A	Pacific	14 5
												226	A	Pacific	3 7
												226	A	Pacific	3 1
												226	A	Pacific	3 7
												244	A	Northern Ky.	1 7
												275	H	Purdue	7 3
LAST 15 GAMES															
				106	A	Rutgers	7 10	275	H	Purdue	3 0	226	A	Pacific	3 7
				106	A	Rutgers	12 10	275	H	Purdue	7 4	226	A	Pacific	3 1
				106	A	Rutgers	5 1	275	H	Purdue	7 3	226	A	Pacific	3 7
				70	H	California	0 15					244	A	Northern Ky.	1 7
				70	H	California	3 15					275	H	Purdue	7 3

Non-Div. I Games: Saint Leo 3 5

Northwestern

70	H	California	2	13
70	H	California	0	16

RPI	S	Opponent	Score	
275	H	Purdue	7	4
275	H	Purdue	3	0
276	N	Butler	9	10
293	A	Chicago St.	12	10
293	H	Chicago St.	11	5

Northwestern

N
o
r
t
h
w
e
s
t
e
r
n

N
o
r
t
h
w
e
s
t
e
r
n

V
M
I

VMI

130	H	Furman	4	15
130	H	Furman	10	6

RPI	S	Opponent	Score	
247	A	ETSU	5	15
247	A	ETSU	7	13
260	H	The Citadel	2	10
260	H	The Citadel	8	3
260	H	The Citadel	2	4
260	N	The Citadel	2	3
265	H	Lafayette	8	5
265	H	Lafayette	8	2
265	H	Lafayette	4	2
269	H	Rider	5	2
269	H	Rider	1	2
269	H	Rider	4	1
273	H	George Mason	20	17
294	H	UMES	23	2
294	H	UMES	14	1
294	H	UMES	7	3

Average RPI Win:	233	WON-LOST RECORD	WINNING PCT. RANK	LAST 15 GAMES	STRENGTH OF SCHEDULE	OPP. STRENGTH OF SCHEDULE	TEAM RPI	ADJ RPI	CONF. RPI	ADJ CONF. RPI					
DIV. I ONLY		19-33-0	.36538	239	8-7-0	245	274	258	.44294	258	26	26			
DIV. I NON-CONF.		6-14-0	.3	259	1-2-0	68	287	184	.48012	184	26	26			
<hr/>															
TOTALS	RPI 1-25	RPI 26-50		W-L RECORDS		RPI 51-100		RPI 101-150		RPI 150+					
19-33-0	0-2-0	0-4-0		OVERALL		0-3-0		0-3-0		19-21-0					
9-11-0	0-0-0	0-0-0		HOME		0-0-0		0-1-0		9-10-0					
10-22-0	0-2-0	0-4-0		AWAY		0-3-0		0-2-0		10-11-0					
0-0-0	0-0-0	0-0-0		NEUTRAL		0-0-0		0-0-0		0-0-0					
6-14-0	0-2-0	0-0-0		NON-CONFERENCE		0-3-0		0-3-0		6-6-0					
1-3-0	0-0-0	0-0-0		HOME		0-0-0		0-1-0		1-2-0					
5-11-0	0-2-0	0-0-		AWAY		0-3-0		0-2-0		5-4-0					
0-0-0	0-0-0	0-0-0		NEUTRAL		0-0-0		0-0-0		0-0-0					
13-19-0	0-0-0	0-4-0		CONFERENCE		0-0-0		0-0-0		13-15-0					
8-8-0	0-0-0	0-0-0		HOME		0-0-0		0-0-0		8-8-0					
5-11-0	0-0-0	0-4-0		AWAY		0-0-0		0-0-0		5-7-0					
0-0-0	0-0-0	0-0-0		NEUTRAL		0-0-0		0-0-0		0-0-0					
RPI	S	Opponent	Score	RPI	S	Opponent	Score	RPI	S	Opponent	Score				
16	A	Virginia	7 20	29	A	Bryant	0 7	75	A	VCU	2 3	106	H	Rutgers	0 8
16	A	Virginia	2 6	29	A	Bryant	1 5	75	A	VCU	3 4	135	A	St. John's (NY)	5 9
				29	A	Bryant	4 10	75	A	VCU	5 9	146	A	Seton Hall	2 9
				29	A	Bryant	2 3					157	A	Longwood	6 4
												157	A	Longwood	0 6
												157	A	Longwood	3 6
												161	H	Sacred Heart	6 1
												161	H	Sacred Heart	7 2
												161	H	Sacred Heart	8 5
												161	H	Sacred Heart	6 4
												201	A	Fordham	2 0
												201	H	Fordham	5 6
												201	H	Fordham	3 4
												203	A	Central Conn. St.	1 2
												203	A	Central Conn. St.	4 6
												203	A	Central Conn. St.	1 8
												203	A	Central Conn. St.	7 2
												203	H	Central Conn. St.	16 2
												203	H	Central Conn. St.	2 8
												203	H	Central Conn. St.	4 5
												203	H	Central Conn. St.	0 2
												248	H	Fairleigh Dickinson	6 3
												248	H	Fairleigh Dickinson	4 6
												248	H	Fairleigh Dickinson	3 6
												248	H	Fairleigh Dickinson	7 0
												252	A	Marist	4 2
												252	A	Marist	3 7
LAST 15 GAMES				LAST 15 GAMES				LAST 15 GAMES				LAST 15 GAMES			
203	A	Central Conn. St.	4 6	161	H	Sacred Heart	7 2	248	H	Fairleigh Dickinson	4 6	248	H	Fairleigh Dickinson	3 6
203	A	Central Conn. St.	1 2	252	A	Marist	4 2	248	H	Fairleigh Dickinson	7 0	252	A	Marist	4 2
203	A	Central Conn. St.	1 8	252	A	Marist	3 7	248	H	Fairleigh Dickinson	7 0	252	A	Marist	4 2
203	A	Central Conn. St.	7 2									252	A	Marist	4 2
161	H	Sacred Heart	8 5									252	A	Marist	3 7

Non-Div. I Games:

Wagner

161	H	Sacred Heart	6	4
161	H	Sacred Heart	6	1

RPI	S	Opponent	Score	
252	A	Marist	5	10
253	A	LIU Brooklyn	3	5
253	A	LIU Brooklyn	1	9
253	A	LIU Brooklyn	1	4
253	A	LIU Brooklyn	2	5
270	A	Norfolk St.	6	1
270	A	Norfolk St.	8	1
289	A	Mt. St. Mary's	20	4
289	A	Mt. St. Mary's	14	6
289	A	Mt. St. Mary's	17	4
289	A	Mt. St. Mary's	2	0
289	H	Mt. St. Mary's	5	6
289	H	Mt. St. Mary's	9	8
289	H	Mt. St. Mary's	1	2
289	H	Mt. St. Mary's	0	3
295	H	Saint Peter's	13	6

W
a
g
n
e
r

W
a
g
n
e
r

Average RPI Win:	180	WON-LOST RECORD	WINNING PCT. RANK	LAST 15 GAMES	STRENGTH OF SCHEDULE	OPP. STRENGTH OF SCHEDULE	TEAM RPI	ADJ RPI	CONF. RPI	ADJ CONF. RPI	
DIV. I ONLY		14-38-0	.26923 281	4-11-0	145	210	259	.44266 259	19	19	
DIV. I NON-CONF.		9-17-0	.34615 234	2-2-0	118	201	181	.48169 181	14	14	
<hr/>											
TOTALS	RPI 1-25	RPI 26-50		W-L RECORDS		RPI 51-100		RPI 101-150		RPI 150+	
14-38-0	0-0-0	0-5-0		OVERALL		1-8-0		4-13-0		9-12-0	
7-14-0	0-0-0	0-2-0		HOME		1-1-0		1-4-0		5-7-0	
7-24-0	0-0-0	0-3-0		AWAY		0-7-0		3-9-0		4-5-0	
0-0-0	0-0-0	0-0-0		NEUTRAL		0-0-0		0-0-0		0-0-0	
9-17-0	0-0-0	0-0-0		NON-CONFERENCE		1-8-0		3-4-0		5-5-0	
3-4-0	0-0-0	0-0-0		HOME		1-1-0		0-0-0		2-3-0	
6-13-0	0-0-0	0-0-		AWAY		0-7-0		3-4-0		3-2-0	
0-0-0	0-0-0	0-0-0		NEUTRAL		0-0-0		0-0-0		0-0-0	
5-21-0	0-0-0	0-5-0		CONFERENCE		0-0-0		1-9-0		4-7-0	
4-10-0	0-0-0	0-2-0		HOME		0-0-0		1-4-0		3-4-0	
1-11-0	0-0-0	0-3-0		AWAY		0-0-0		0-5-0		1-3-0	
0-0-0	0-0-0	0-0-0		NEUTRAL		0-0-0		0-0-0		0-0-0	
RPI S	Opponent	Score	RPI S	Opponent	Score	RPI S	Opponent	Score	RPI S	Opponent	Score
			42 A	Wright St.	4 9	60 A	West Virginia	3 13	121 A	Penn St.	1 6
			42 A	Wright St.	0 8	65 A	Kent St.	2 5	126 A	Missouri	4 3
			42 A	Wright St.	2 9	65 H	Kent St.	11 10	126 A	Missouri	3 2
			42 H	Wright St.	3 7	80 A	Pittsburgh	3 5	126 A	Missouri	3 8
			42 H	Wright St.	0 10	80 H	Pittsburgh	5 17	131 A	Western Ky.	3 5
						93 A	Fresno St.	5 6	131 A	Western Ky.	1 11
						93 A	Fresno St.	1 6	131 A	Western Ky.	8 7
						93 A	Fresno St.	3 8	136 A	Valparaiso	1 6
						93 A	Fresno St.	0 11	136 A	Valparaiso	5 7
									136 A	Valparaiso	0 4
									136 H	Valparaiso	7 6
									136 H	Valparaiso	7 15
									143 A	Milwaukee	3 4
									143 A	Milwaukee	0 6
									143 H	Milwaukee	3 22
									143 H	Milwaukee	3 10
									143 H	Milwaukee	0 1
									167 H	Oakland	1 9
									167 H	Oakland	7 2
									189 A	Ill.-Chicago	2 7
									189 A	Ill.-Chicago	1 0
									189 H	Ill.-Chicago	9 1
									189 H	Ill.-Chicago	1 15
			136 A	Valparaiso	5 7	136 H	Valparaiso	7 15	190 A	Belmont	3 4
			136 A	Valparaiso	1 6	262 A	Bowling Green	9 5	190 A	Belmont	7 3
			136 A	Valparaiso	0 4	80 A	Pittsburgh	3 5	190 A	Belmont	6 12
			65 H	Kent St.	11 10				190 A	Belmont	2 4
			244 A	Northern Ky.	8 12				196 H	Canisius	

Non-Div. I Games:

Youngstown St.

244 A Northern Ky.	7	8
136 H Valparaiso	7	6

RPI	S	Opponent	Score	
196	H	Canisius	2	10
196	H	Canisius	8	4
204	H	Toledo	4	6
237	A	Ohio	8	5
244	A	Northern Ky.	8	12
244	A	Northern Ky.	7	8
244	H	Northern Ky.	5	11
244	H	Northern Ky.	3	1
244	H	Northern Ky.	8	9
262	A	Bowling Green	9	5
262	H	Bowling Green	2	0

Youngstown St.

Y
o
u
n
g
s
t
o
w
n
s
t
.

Y
o
u
n
g
s
t
o
w
n
s
t
.

Average RPI Win:		197	WON-LOST RECORD		WINNING PCT. RANK		LAST 15 GAMES		STRENGTH OF SCHEDULE		OPP. STRENGTH OF SCHEDULE		TEAM RPI		ADJ RPI		CONF. RPI		ADJ CONF. RPI										
DIV. I ONLY			17-42-0		.28814	277	2-13-0		139		161		260		.44129	260	18		18										
DIV. I NON-CONF.			10-22-0		.3125	249	0-2-0		159		116		256		.4412	256	21		21										
TOTALS		RPI 1-25		RPI 26-50		W-L RECORDS		RPI 51-100		RPI 101-150		RPI 150+																	
17-42-0		0-5-0		0-0-0		OVERALL		2-10-0		2-10-0		13-17-0																	
12-19-0		0-3-0		0-0-0		HOME		1-5-0		2-7-0		9-4-0																	
4-21-0		0-2-0		0-0-0		AWAY		1-4-0		0-3-0		3-12-0																	
1-2-0		0-0-0		0-0-0		NEUTRAL		0-1-0		0-0-0		1-1-0																	
10-22-0		0-5-0		0-0-0		NON-CONFERENCE		0-5-0		0-3-0		10-9-0																	
9-10-0		0-3-0		0-0-0		HOME		0-3-0		0-0-0		9-4-0																	
1-12-0		0-2-0		0-0-		AWAY		0-2-0		0-3-0		1-5-0																	
0-0-0		0-0-0		0-0-0		NEUTRAL		0-0-0		0-0-0		0-0-0																	
7-20-0		0-0-0		0-0-0		CONFERENCE		2-5-0		2-7-0		3-8-0																	
3-9-0		0-0-0		0-0-0		HOME		1-2-0		2-7-0		0-0-0																	
3-9-0		0-0-0		0-0-0		AWAY		1-2-0		0-0-0		2-7-0																	
1-2-0		0-0-0		0-0-0		NEUTRAL		0-1-0		0-0-0		1-1-0																	
RPI	S	Opponent		Score		RPI	S	Opponent		Score		RPI	S	Opponent		Score													
6	H	Clemson		4	5					64	A	Col. of Charleston		0	1	117	H	Western Caro.		2	1								
6	H	Clemson		1	12					64	H	Col. of Charleston		1	5	117	H	Western Caro.		0	11								
8	A	South Carolina		4	16					64	H	Col. of Charleston		9	12	117	H	Western Caro.		6	4								
8	H	South Carolina		3	6					76	H	UNCG		7	5	127	H	Samford		4	5								
13	A	Coastal Caro.		3	4					76	H	UNCG		1	14	127	H	Samford		7	11								
												76	H	UNCG		4	7	127	H	Samford		6	7						
												78	A	Ga. Southern		2	10	130	H	Furman		1	4						
												78	H	Ga. Southern		5	7	130	H	Furman		7	12						
												87	A	Mercer		7	8	130	H	Furman		6	9						
												87	A	Mercer		4	11	150	A	Stetson		5	11						
												87	A	Mercer		9	8	150	A	Stetson		1	3						
												87	N	Mercer		1	13	150	A	Stetson		0	7						
																		154	A	Charlotte		4	15						
																		170	H	Winthrop		1	7						
																		191	A	Wofford		8	10						
																		191	A	Wofford		9	10						
																		191	A	Wofford		5	10						
																		195	H	Richmond		6	2						
																		199	H	Virginia Tech		0	12						
																		199	H	Virginia Tech		4	2						
																		199	H	Virginia Tech		5	4						
																		208	A	Elon		13	8						
																		208	A	Elon		3	5						
																		208	A	Elon		3	8						
																		209	H	Presbyterian		7	2						
																		209	H	Presbyterian		6	7						
																		209	H	Presbyterian		2	1						

Non-Div. I Games:

The Citadel

247	A	ETSU	2	11
8	A	South Carolina	4	16

RPI	S	Opponent	Score	
223	A	USC Upstate	1	14
223	H	USC Upstate	1	7
238	A	Charleston So.	1	18
238	H	Charleston So.	4	3
243	H	Siena	14	2
243	H	Siena	3	2
243	H	Siena	6	4
247	A	ETSU	2	11
247	A	ETSU	9	10
247	A	ETSU	6	10
247	N	ETSU	2	4
257	A	VMI	10	2
257	A	VMI	4	2
257	A	VMI	3	8
257	N	VMI	3	2

Average RPI Win:	212	WON-LOST RECORD	WINNING PCT. RANK	LAST 15 GAMES	STRENGTH OF SCHEDULE	OPP. STRENGTH OF SCHEDULE	TEAM RPI	ADJ RPI	CONF. RPI	ADJ CONF. RPI				
DIV. I ONLY		18-34-0	.34615	252	3-12-0	216	261	.43986	261	27	27			
DIV. I NON-CONF.		9-20-0	.31034	252	0-2-0	255	234	.42798	268	29	29			
<hr/>														
TOTALS	RPI 1-25	RPI 26-50		W-L RECORDS		RPI 51-100		RPI 101-150		RPI 150+				
18-34-0	0-1-0	0-0-0		OVERALL		1-0-0		2-12-0		15-21-0				
7-14-0	0-0-0	0-0-0		HOME		0-0-0		1-3-0		6-11-0				
8-13-0	0-1-0	0-0-0		AWAY		0-0-0		0-4-0		8-8-0				
3-7-0	0-0-0	0-0-0		NEUTRAL		1-0-0		1-5-0		1-2-0				
9-20-0	0-1-0	0-0-0		NON-CONFERENCE		1-0-0		0-7-0		8-12-0				
3-6-0	0-0-0	0-0-0		HOME		0-0-0		0-0-0		3-6-0				
4-9-0	0-1-0	0-0-		AWAY		0-0-0		0-4-0		4-4-0				
2-5-0	0-0-0	0-0-0		NEUTRAL		1-0-0		0-3-0		1-2-0				
9-14-0	0-0-0	0-0-0		CONFERENCE		0-0-0		2-5-0		7-9-0				
4-8-0	0-0-0	0-0-0		HOME		0-0-0		1-3-0		3-5-0				
4-4-0	0-0-0	0-0-0		AWAY		0-0-0		0-0-0		4-4-0				
1-2-0	0-0-0	0-0-0		NEUTRAL		0-0-0		1-2-0		0-0-0				
RPI	S	Opponent	Score		RPI	S	Opponent	Score		RPI	S	Opponent	Score	
10	A	North Carolina St.	2	5						95	N	Notre Dame	6	5
										107	A	Binghamton	2	14
										110	N	Bradley	4	12
										110	N	Bradley	8	10
										110	N	Bradley	2	8
										121	A	Penn St.	5	9
										121	A	Penn St.	1	8
										139	A	Saint Joseph's	5	6
										145	H	Navy	6	4
										145	H	Navy	0	15
										145	H	Navy	0	2
										145	H	Navy	4	7
										145	N	Navy	9	3
										145	N	Navy	3	5
										145	N	Navy	6	13
										158	H	Holy Cross	6	10
										158	H	Holy Cross	3	5
										158	H	Holy Cross	10	12
										158	H	Holy Cross	0	3
										178	A	James Madison	9	1
										178	A	James Madison	4	2
										178	A	James Madison	3	9
										178	A	James Madison	6	7
										192	A	Tennessee Tech	6	5
										192	A	Tennessee Tech	3	9
										192	A	Tennessee Tech	3	2
										210	H	Yale	13	9
										210	H	Yale	0	10
<hr/>														
LAST 15 GAMES														
					145	N	Navy	6	13	277	H	La Salle	5	7
					145	N	Navy	3	5	158	H	Holy Cross	3	5
					145	N	Navy	9	3	158	H	Holy Cross	10	12
					145	H	Navy	0	15					
					145	H	Navy	6	4					

Non-Div. I Games:

Bucknell

145	H	Navy	0	2
145	H	Navy	4	7

RPI	S	Opponent	Score	
210	H	Yale	5	0
210	H	Yale	4	5
221	N	Dartmouth	4	6
222	A	St. Bonaventure	4	6
236	N	Brown	0	2
241	N	Maine	6	3
245	H	Lehigh	11	2
245	H	Lehigh	4	3
245	H	Lehigh	7	5
245	H	Lehigh	1	10
249	H	Cornell	2	5
249	H	Cornell	6	8
249	H	Cornell	2	3
249	H	Cornell	12	3
254	A	Army West Point	6	2
254	A	Army West Point	2	3
254	A	Army West Point	4	2
254	A	Army West Point	4	7
265	A	Lafayette	5	6
265	A	Lafayette	5	3
265	A	Lafayette	4	6
265	A	Lafayette	4	1
277	H	La Salle	5	7

Average RPI Win: 203		WON-LOST RECORD		WINNING PCT. RANK		LAST 15 GAMES		STRENGTH OF SCHEDULE		OPP. STRENGTH OF SCHEDULE		TEAM RPI		ADJ RPI		CONF. RPI		ADJ CONF. RPI	
DIV. I ONLY		16-37-0		.30189 273		2-13-0		210		250		262		.43815 262		23		23	
DIV. I NON-CONF.		8-15-0		.34783 232		0-5-0		102		237		174		.48445 174		22		22	
TOTALS		RPI 1-25		RPI 26-50		W-L RECORDS		RPI 51-100		RPI 101-150		RPI 150+							
16-37-0		0-3-0		1-1-0		OVERALL		0-3-0		0-4-0		15-26-0							
4-13-0		0-0-0		0-0-0		HOME		0-3-0		0-0-0		4-10-0							
7-21-0		0-3-0		1-1-0		AWAY		0-0-0		0-3-0		6-13-0							
5-3-0		0-0-0		0-0-0		NEUTRAL		0-0-0		0-0-0		5-3-0							
8-15-0		0-3-0		1-1-0		NON-CONFERENCE		0-0-0		0-4-0		7-7-0							
0-2-0		0-0-0		0-0-0		HOME		0-0-0		0-0-0		0-2-0							
3-10-0		0-3-0		1-0-		AWAY		0-0-0		0-4-0		2-2-0							
5-3-0		0-0-0		0-0-0		NEUTRAL		0-0-0		0-0-0		5-3-0							
8-22-0		0-0-0		0-0-0		CONFERENCE		0-3-0		0-0-0		8-19-0							
4-11-0		0-0-0		0-0-0		HOME		0-3-0		0-0-0		4-8-0							
4-11-0		0-0-0		0-0-0		AWAY		0-0-0		0-0-0		4-11-0							
0-0-0		0-0-0		0-0-0		NEUTRAL		0-0-0		0-0-0		0-0-0							
RPI S	Opponent	Score		RPI S	Opponent	Score		RPI S	Opponent	Score		RPI S	Opponent	Score					
12 A	Florida St.	1	6	37 A	Michigan	0	5	65 H	Kent St.	0	14	108 A	Seattle	0	3				
12 A	Florida St.	1	6	42 A	Wright St.	7	6	65 H	Kent St.	1	10	108 A	Seattle	3	9				
12 A	Florida St.	0	10					65 H	Kent St.	2	8	108 A	Seattle	0	7				
												108 A	Seattle	0	7				
												156 N	Alabama St.	3	11				
												156 N	Alabama St.	7	4				
												160 N	Stony Brook	5	4				
												165 A	Miami (OH)	1	5				
												165 A	Miami (OH)	3	4				
												165 A	Miami (OH)	5	7				
												175 N	Omaha	1	10				
												177 A	Ball St.	5	1				
												177 A	Ball St.	8	7				
												177 A	Ball St.	1	3				
												185 A	Eastern Mich.	0	4				
												185 A	Eastern Mich.	4	8				
												185 A	Eastern Mich.	4	5				
												204 H	Toledo	2	4				
												204 H	Toledo	7	3				
												204 H	Toledo	5	3				
												208 A	Elon	6	2				
												209 N	Presbyterian	6	1				
												209 N	Presbyterian	5	6				
												212 H	Northern Ill.	4	20				
												212 H	Northern Ill.	0	6				
												212 H	Northern Ill.	0	2				
												220 A	Central Mich.	4	0				
LAST 15 GAMES																			
				246 A	Buffalo	3	8	12 A	Florida St.	1	6								
				246 A	Buffalo	0	4	12 A	Florida St.	0	10								
				246 A	Buffalo	8	2	12 A	Florida St.	1	6								
				65 H	Kent St.	1	10												
				65 H	Kent St.	2	8												

Non-Div. I Games: Findlay 5 4

Bowling Green

Bowling Green

65	H	Kent St.	0	14
259	H	Youngstown St.	5	9

Through Games Of May 28, 2016

RPI	S	Opponent	Score	
220	H	Central Mich.	5	10
229	A	Western Mich.	5	6
229	A	Western Mich.	0	1
229	H	Western Mich.	2	3
229	H	Western Mich.	0	11
235	H	Dayton	2	13
237	H	Ohio	5	10
237	H	Ohio	6	2
237	H	Ohio	5	4
239	N	Appalachian St.	6	2
246	A	Buffalo	0	4
246	A	Buffalo	3	8
246	A	Buffalo	8	2
247	A	ETSU	7	1
247	A	ETSU	1	12
259	A	Youngstown St.	0	2
259	H	Youngstown St.	5	9
288	N	Savannah St.	10	1

Bowling Green

B
o
w
l
i
n
g
G
r
e
e
n

B
o
w
l
i
n
g
G
r
e
e
n

Average RPI Win: 261		WON-LOST	WINNING	LAST 15	STRENGTH OF		OPP. STRENGTH	TEAM	ADJ	CONF.	ADJ CONF.
Average RPI Loss: 169		RECORD	PCT. RANK	GAMES	SCHEDULE		OF SCHEDULE	RPI	RPI	RPI	RPI
DIV. I ONLY		16-36-0	.30769	270	2-13-0		207	284	265	.43642	263
DIV. I NON-CONF.		14-18-0	.4375	187	2-1-0		245	300	237	.45506	237
TOTALS		RPI 1-25	RPI 26-50		W-L RECORDS		RPI 51-100		RPI 101-150		RPI 150+
16-36-0	0-0-0	0-0-0		OVERALL		0-6-0		0-11-0		16-19-0	
8-9-0	0-0-0	0-0-0		HOME		0-3-0		0-4-0		8-2-0	
8-24-0	0-0-0	0-0-0		AWAY		0-3-0		0-5-0		8-12-0	
0-3-0	0-0-0	0-0-0		NEUTRAL		0-0-0		0-1-0		0-2-0	
14-18-0	0-0-0	0-0-0		NON-CONFERENCE		0-0-0		0-5-0		14-13-0	
6-3-0	0-0-0	0-0-0		HOME		0-0-0		0-1-0		6-2-0	
8-12-0	0-0-0	0-0-0		AWAY		0-0-0		0-3-0		8-9-0	
0-3-0	0-0-0	0-0-0		NEUTRAL		0-0-0		0-1-0		0-2-0	
2-18-0	0-0-0	0-0-0		CONFERENCE		0-6-0		0-6-0		2-6-0	
2-6-0	0-0-0	0-0-0		HOME		0-3-0		0-3-0		2-0-0	
0-12-0	0-0-0	0-0-0		AWAY		0-3-0		0-3-0		0-6-0	
0-0-0	0-0-0	0-0-0		NEUTRAL		0-0-0		0-0-0		0-0-0	
RPI S	Opponent	Score	RPI S	Opponent	Score	RPI S	Opponent	Score	RPI S	Opponent	Score
						61 H	North Florida	2 9	105 A	FGCU	1 10
						61 H	North Florida	0 6	105 A	FGCU	5 6
						61 H	North Florida	2 22	105 A	FGCU	3 4
						82 A	Jacksonville	10 11	106 N	Rutgers	3 10
						82 A	Jacksonville	2 4	145 A	Navy	0 4
						82 A	Jacksonville	3 5	145 A	Navy	3 7
									146 A	Seton Hall	2 9
									146 H	Seton Hall	3 9
									150 H	Stetson	6 16
									150 H	Stetson	3 11
									150 H	Stetson	1 3
									159 A	Kennesaw St.	2 8
									159 A	Kennesaw St.	3 5
									159 A	Kennesaw St.	3 5
									175 N	Omaha	3 9
									183 A	Fairfield	8 4
									185 N	Eastern Mich.	0 8
									194 A	Lipscomb	2 11
									194 A	Lipscomb	11 12
									194 A	Lipscomb	12 22
									201 A	Fordham	1 3
									201 A	Fordham	0 2
									201 H	Fordham	3 2
									201 H	Fordham	4 10
									207 A	George Washington	6 0
									223 H	USC Upstate	4 2
									223 H	USC Upstate	8 6
LAST 15 GAMES											
			61 H	North Florida	2 22	150 H	Stetson	3 11			
			61 H	North Florida	2 9	150 H	Stetson	1 3			
			61 H	North Florida	0 6	150 H	Stetson	6 16			
			146 H	Seton Hall	3 9						
			82 A	Jacksonville	3 5						

Non-Div. I Games: Point U. 12 2

NJIT

82 A Jacksonville	10	11
82 A Jacksonville	2	4

RPI	S	Opponent	Score	
248	H	Fairleigh Dickinson	14	3
252	H	Marist	2	4
270	A	Norfolk St.	9	2
270	A	Norfolk St.	0	16
270	A	Norfolk St.	1	6
270	A	Norfolk St.	0	7
278	A	N.C. Central	5	6
278	A	N.C. Central	4	8
278	A	N.C. Central	5	4
279	A	NYIT	0	2
279	A	NYIT	6	7
279	H	NYIT	4	1
279	H	NYIT	7	2
295	A	Saint Peter's	11	7
295	H	Saint Peter's	16	0
295	H	Saint Peter's	6	5
299	A	Coppin St.	9	2
299	A	Coppin St.	3	2
299	A	Coppin St.	5	4

Average RPI Win:		242	WON-LOST RECORD		WINNING PCT. RANK	LAST 15 GAMES		STRENGTH OF SCHEDULE		OPP. STRENGTH OF SCHEDULE	TEAM RPI	ADJ RPI	CONF. RPI	ADJ CONF. RPI			
DIV. I ONLY			18-34-0		.34615	252	6-8-0		202		276	264	.43615	264	21	21	
DIV. I NON-CONF.			9-13-0		.40909	203	1-1-0		168		298	245	.45015	246	23	23	
TOTALS		RPI 1-25		RPI 26-50		W-L RECORDS		RPI 51-100		RPI 101-150		RPI 150+					
18-34-0		0-3-0		0-0-0		OVERALL		1-8-0		1-3-0		16-20-0					
13-14-0		0-0-0		0-0-0		HOME		0-3-0		0-1-0		13-10-0					
5-19-0		0-3-0		0-0-0		AWAY		1-5-0		1-2-0		3-9-0					
0-1-0		0-0-0		0-0-0		NEUTRAL		0-0-0		0-0-0		0-1-0					
9-13-0		0-3-0		0-0-0		NON-CONFERENCE		0-0-0		0-1-0		9-9-0					
6-6-0		0-0-0		0-0-0		HOME		0-0-0		0-1-0		6-5-0					
3-6-0		0-3-0		0-0-		AWAY		0-0-0		0-0-0		3-3-0					
0-1-0		0-0-0		0-0-0		NEUTRAL		0-0-0		0-0-0		0-1-0					
9-21-0		0-0-0		0-0-0		CONFERENCE		1-8-0		1-2-0		7-11-0					
7-8-0		0-0-0		0-0-0		HOME		0-3-0		0-0-0		7-5-0					
2-13-0		0-0-0		0-0-0		AWAY		1-5-0		1-2-0		0-6-0					
0-0-0		0-0-0		0-0-0		NEUTRAL		0-0-0		0-0-0		0-0-0					
RPI	S	Opponent		Score		RPI	S	Opponent		Score		RPI	S	Opponent		Score	
5	A	Ole Miss		2	8							116	A	Morehead St.		7	26
9	A	Vanderbilt		6	11							116	A	Morehead St.		6	4
11	A	Mississippi St.		0	14							116	A	Morehead St.		4	10
												138	H	Evansville		9	29
												190	A	Belmont		7	23
												190	A	Belmont		3	7
												190	A	Belmont		8	10
												192	A	Tennessee Tech		3	5
												192	A	Tennessee Tech		2	10
												192	A	Tennessee Tech		3	12
												194	A	Lipscomb		4	12
												198	H	Murray St.		6	5
												198	H	Murray St.		19	6
												198	H	Murray St.		4	7
												205	H	IPFW		3	2
												205	H	IPFW		2	4
												205	H	IPFW		5	6
												205	H	IPFW		12	7
												206	N	Memphis		4	7
												214	H	Eastern Ky.		4	5
												214	H	Eastern Ky.		20	6
												214	H	Eastern Ky.		1	16
												246	H	Buffalo		3	5
												246	H	Buffalo		5	8
												246	H	Buffalo		8	15
												272	H	Eastern Ill.		10	5
												272	H	Eastern Ill.		2	0
LAST 15 GAMES																	

Non-Div. I Games: Union (TN) 6 7 Union (TN) 10 3

UT Martin

272	H	Eastern Ill.	2	0
272	H	Eastern Ill.	2	16

RPI	S	Opponent	Score	
272	H	Eastern Ill.	2	16
280	H	SIUE	4	6
280	H	SIUE	8	7
280	H	SIUE	5	4
286	A	Jackson St.	18	9
286	A	Jackson St.	2	9
286	A	Jackson St.	12	2
286	A	Jackson St.	5	8
286	H	Jackson St.	11	8
286	H	Jackson St.	10	4
286	H	Jackson St.	13	3
297	A	Alabama A&M	9	2
297	H	Alabama A&M	11	1

U
T
M
a
r
t
i
n

U
T
M
a
r
t
i
n

Average RPI Win:	216	WON-LOST RECORD	WINNING PCT. RANK	LAST 15 GAMES	STRENGTH OF SCHEDULE	OPP. STRENGTH OF SCHEDULE	TEAM RPI	ADJ RPI	CONF. RPI	ADJ CONF. RPI	
DIV. I ONLY	14-29-0	.32558	265	5-10-0	234	272	266	.43613	265	27	27
DIV. I NON-CONF.	7-16-0	.30435	257	1-0-0	237	280	262	.43366	262	29	29
TOTALS	RPI 1-25	RPI 26-50	W-L RECORDS		RPI 51-100	RPI 101-150	RPI 150+				
14-29-0	0-0-0	0-0-0	OVERALL		0-0-0	1-7-0	13-22-0				
5-10-0	0-0-0	0-0-0	HOME		0-0-0	1-5-0	4-5-0				
7-19-0	0-0-0	0-0-0	AWAY		0-0-0	0-2-0	7-17-0				
2-0-0	0-0-0	0-0-0	NEUTRAL		0-0-0	0-0-0	2-0-0				
7-16-0	0-0-0	0-0-0	NON-CONFERENCE		0-0-0	0-4-0	7-12-0				
2-5-0	0-0-0	0-0-0	HOME		0-0-0	0-2-0	2-3-0				
3-11-0	0-0-0	0-0-	AWAY		0-0-0	0-2-0	3-9-0				
2-0-0	0-0-0	0-0-0	NEUTRAL		0-0-0	0-0-0	2-0-0				
7-13-0	0-0-0	0-0-0	CONFERENCE		0-0-0	1-3-0	6-10-0				
3-5-0	0-0-0	0-0-0	HOME		0-0-0	1-3-0	2-2-0				
4-8-0	0-0-0	0-0-0	AWAY		0-0-0	0-0-0	4-8-0				
0-0-0	0-0-0	0-0-0	NEUTRAL		0-0-0	0-0-0	0-0-0				
RPI	S	Opponent	Score	RPI	S	Opponent	Score	RPI	S	Opponent	Score
								106	A	Rutgers	3 11
								121	H	Penn St.	12 20
								139	H	Saint Joseph's	4 9
								145	H	Navy	0 7
								145	H	Navy	7 5
								145	H	Navy	6 19
								145	H	Navy	4 8
								146	A	Seton Hall	1 5
								155	A	Gardner-Webb	7 6
								158	A	Holy Cross	0 2
								158	A	Holy Cross	9 10
								158	A	Holy Cross	4 2
								158	A	Holy Cross	5 6
								168	A	Davidson	2 5
								168	A	Davidson	14 9
								168	A	Davidson	1 2
								180	H	Monmouth	13 12
								191	A	Wofford	8 14
								202	N	Radford	9 4
								223	A	USC Upstate	7 8
								223	A	USC Upstate	4 8
								233	A	Penn	3 1
								233	A	Penn	5 7
								233	H	Penn	2 12
								233	H	Penn	5 6
								233	H	Penn	5 4
								245	A	Lehigh	2 5
LAST 15 GAMES											
								158	A	Holy Cross	5 6
								158	A	Holy Cross	4 2
								158	A	Holy Cross	0 2
								158	A	Holy Cross	9 10
								245	A	Lehigh	3 6
								245	A	Lehigh	4 10
								180	H	Monmouth	13 12
								261	H	Bucknell	3 5

Non-Div. I Games:

Lafayette

Lafayette

245	A	Lehigh	2	5
245	A	Lehigh	3	4

Through Games Of May 28, 2016

RPI	S	Opponent	Score	
245	A	Lehigh	3	6
245	A	Lehigh	3	4
245	A	Lehigh	4	10
248	H	Fairleigh Dickinson	6	7
254	A	Army West Point	11	2
254	A	Army West Point	3	9
254	A	Army West Point	6	3
254	A	Army West Point	4	0
257	A	VMI	5	8
257	A	VMI	2	4
257	A	VMI	2	8
261	H	Bucknell	6	4
261	H	Bucknell	1	4
261	H	Bucknell	6	5
261	H	Bucknell	3	5
269	N	Rider	6	3

Lafayette

L
a
f
a
y
e
t
t
e

L
a
f
a
y
e
t
t
e

Average RPI Win: 198		WON-LOST	WINNING	LAST 15	STRENGTH OF		OPP. STRENGTH	TEAM	ADJ	CONF.	ADJ CONF.
Average RPI Loss: 152		RECORD	PCT. RANK	GAMES	SCHEDULE		OF SCHEDULE	RPI	RPI	RPI	RPI
DIV. I ONLY		13-35-0	.27083	280	3-12-0		174	226	263	.43544	266
DIV. I NON-CONF.		2-16-0	.11111	294	0-2-0		183	168	285	.4007	290
TOTALS		RPI 1-25	RPI 26-50		W-L RECORDS		RPI 51-100		RPI 101-150		RPI 150+
13-35-0	0-0-0	0-0-0		OVERALL		1-9-0		0-7-0		12-19-0	
6-10-0	0-0-0	0-0-0		HOME		1-3-0		0-0-0		5-7-0	
5-23-0	0-0-0	0-0-0		AWAY		0-6-0		0-7-0		5-10-0	
2-2-0	0-0-0	0-0-0		NEUTRAL		0-0-0		0-0-0		2-2-0	
2-16-0	0-0-0	0-0-0		NON-CONFERENCE		0-4-0		0-7-0		2-5-0	
0-1-0	0-0-0	0-0-0		HOME		0-1-0		0-0-0		0-0-0	
0-13-0	0-0-0	0-0-0		AWAY		0-3-0		0-7-0		0-3-0	
2-2-0	0-0-0	0-0-0		NEUTRAL		0-0-0		0-0-0		2-2-0	
11-19-0	0-0-0	0-0-0		CONFERENCE		1-5-0		0-0-0		10-14-0	
6-9-0	0-0-0	0-0-0		HOME		1-2-0		0-0-0		5-7-0	
5-10-0	0-0-0	0-0-0		AWAY		0-3-0		0-0-0		5-7-0	
0-0-0	0-0-0	0-0-0		NEUTRAL		0-0-0		0-0-0		0-0-0	
RPI S	Opponent	Score	RPI S	Opponent	Score	RPI S	Opponent	Score	RPI S	Opponent	Score
						57 A	Oral Roberts	4 13	110 A	Bradley	3 6
						57 A	Oral Roberts	5 6	122 A	Arkansas	0 3
						57 A	Oral Roberts	1 6	122 A	Arkansas	3 9
						57 H	Oral Roberts	1 11	122 A	Arkansas	2 3
						57 H	Oral Roberts	9 4	123 A	Southern Ill.	1 4
						57 H	Oral Roberts	0 6	123 A	Southern Ill.	0 9
						72 A	Iowa	4 10	123 A	Southern Ill.	0 9
						72 H	Iowa	2 10	175 A	Omaha	3 2
						86 A	Missouri St.	3 15	175 A	Omaha	10 2
						86 A	Missouri St.	4 13	175 A	Omaha	1 6
									175 H	Omaha	2 9
									175 H	Omaha	0 14
									175 H	Omaha	7 6
									192 A	Tennessee Tech	12 13
									192 A	Tennessee Tech	5 6
									192 A	Tennessee Tech	3 6
									197 A	North Dakota St.	12 8
									197 A	North Dakota St.	3 12
									197 A	North Dakota St.	0 3
									197 H	North Dakota St.	7 6
									197 H	North Dakota St.	1 3
									197 H	North Dakota St.	9 4
						205 A	IPFW	3 6	205 A	IPFW	0 2
						205 A	IPFW	0 2	205 A	IPFW	3 6
						205 A	IPFW	3 4	205 A	IPFW	3 4
						72 H	Iowa	2 10	205 H	IPFW	1 8
						175 H	Omaha	0 14	205 H	IPFW	1 9

Non-Div. I Games: Ill.-Springfield 5 13 St. Ambrose 9 1

Western Ill.

Western Ill.

175	H	Omaha	2	9
175	H	Omaha	7	6

Through Games Of May 28, 2016

RPI	S	Opponent	Score	
205	H	IPFW	5	11
227	A	South Dakota St.	3	1
227	A	South Dakota St.	3	6
227	A	South Dakota St.	5	1
227	H	South Dakota St.	2	0
227	H	South Dakota St.	3	11
227	H	South Dakota St.	3	2
244	N	Northern Ky.	4	7
244	N	Northern Ky.	4	5
244	N	Northern Ky.	16	11
244	N	Northern Ky.	8	6

Western Ill.

W
e
s
t
e
r
n
I
l
l
.

W
e
s
t
e
r
n
I
l
l
.

Average RPI Win: 250		WON-LOST	WINNING	LAST 15	STRENGTH OF		OPP. STRENGTH	TEAM	ADJ	CONF.	ADJ CONF.
Average RPI Loss: 163		RECORD	PCT. RANK	GAMES	SCHEDULE		OF SCHEDULE	RPI	RPI	RPI	RPI
DIV. I ONLY		16-37-1	.30556	271	4-11-0		243	271	267	.43532	267
DIV. I NON-CONF.		5-24-1	.18333	283	0-6-0		132	235	264	.43193	264
TOTALS		RPI 1-25	RPI 26-50		W-L RECORDS		RPI 51-100		RPI 101-150		RPI 150+
16-37-1	0-1-0	0-3-0		OVERALL		0-8-0		1-4-0		15-21-1	
3-10-0	0-0-0	0-0-0		HOME		0-0-0		0-0-0		3-10-0	
12-22-1	0-1-0	0-2-0		AWAY		0-4-0		1-4-0		11-11-1	
1-5-0	0-0-0	0-1-0		NEUTRAL		0-4-0		0-0-0		1-0-0	
5-24-1	0-1-0	0-3-0		NON-CONFERENCE		0-8-0		1-4-0		4-8-1	
1-3-0	0-0-0	0-0-0		HOME		0-0-0		0-0-0		1-3-0	
3-16-1	0-1-0	0-0-		AWAY		0-4-0		1-4-0		2-5-1	
1-5-0	0-0-0	0-1-0		NEUTRAL		0-4-0		0-0-0		1-0-0	
11-13-0	0-0-0	0-0-0		CONFERENCE		0-0-0		0-0-0		11-13-0	
2-7-0	0-0-0	0-0-0		HOME		0-0-0		0-0-0		2-7-0	
9-6-0	0-0-0	0-0-0		AWAY		0-0-0		0-0-0		9-6-0	
0-0-0	0-0-0	0-0-0		NEUTRAL		0-0-0		0-0-0		0-0-0	
RPI S	Opponent	Score		RPI S	Opponent	Score		RPI S	Opponent	Score	
10 A	North Carolina St.	1	7	39 A	Boston College	2	7	54 A	BYU	3	15
				39 A	Boston College	3	9	54 A	BYU	1	14
				44 N	Ohio St.	7	10	54 A	BYU	2	14
								54 A	BYU	10	14
								62 N	Alabama	4	8
								80 N	Pittsburgh	10	19
								80 N	Pittsburgh	4	5
								95 N	Notre Dame	4	5
LAST 15 GAMES				196 H	Canisius	4	9	246 A	Buffalo	2	9
				196 H	Canisius	3	7	246 A	Buffalo	3	4
				196 H	Canisius	1	4	215 H	Manhattan	5	4
				246 H	Buffalo	3	7				
				246 H	Buffalo	0	8				
								243 A	Siena	8	2
								243 A	Siena	8	4
								243 A	Siena	0	8
								246 A	Buffalo	2	9
								246 A	Buffalo	3	4
								246 H	Buffalo	0	8
								246 H	Buffalo	3	7
								252 A	Marist	2	3

Non-Div. I Games:

Niagara

39	A	Boston College	3	9
39	A	Boston College	2	7

RPI	S	Opponent	Score	
252	A	Marist	1	12
252	A	Marist	7	3
269	H	Rider	1	9
269	H	Rider	5	14
269	H	Rider	3	0
278	A	N.C. Central	10	13
278	A	N.C. Central	12	11
278	A	N.C. Central	6	10
278	A	N.C. Central	3	7
284	A	Iona	1	0
284	A	Iona	18	5
284	A	Iona	15	5
295	A	Saint Peter's	13	0
295	A	Saint Peter's	11	0
295	A	Saint Peter's	21	2

Average RPI Win:	225	WON-LOST RECORD	WINNING PCT. RANK	LAST 15 GAMES	STRENGTH OF SCHEDULE	OPP. STRENGTH OF SCHEDULE	TEAM RPI	ADJ RPI	CONF. RPI	ADJ CONF. RPI	
DIV. I ONLY	15-32-0	.31915	267	6-9-0	261	236	268	.43317	268	28	28
DIV. I NON-CONF.	4-18-0	.18182	284	0-2-0	244	195	281	.40772	281	27	27
<hr/>											
TOTALS	RPI 1-25	RPI 26-50		W-L RECORDS	RPI 51-100		RPI 101-150		RPI 150+		
15-32-0	0-0-0	0-3-0		OVERALL	0-0-0		3-10-0		12-19-0		
7-6-0	0-0-0	0-0-0		HOME	0-0-0		1-2-0		6-4-0		
8-24-0	0-0-0	0-3-0		AWAY	0-0-0		2-7-0		6-13-0		
0-2-0	0-0-0	0-0-0		NEUTRAL	0-0-0		0-0-0		0-2-0		
<hr/>											
4-18-0	0-0-0	0-3-0		NON-CONFERENCE	0-0-0		1-3-0		3-12-0		
1-4-0	0-0-0	0-0-0		HOME	0-0-0		0-0-0		1-4-0		
3-14-0	0-0-0	0-0-		AWAY	0-0-0		1-3-0		2-8-0		
0-0-0	0-0-0	0-0-0		NEUTRAL	0-0-0		0-0-0		0-0-0		
<hr/>											
11-14-0	0-0-0	0-0-0		CONFERENCE	0-0-0		2-7-0		9-7-0		
6-2-0	0-0-0	0-0-0		HOME	0-0-0		1-2-0		5-0-0		
5-10-0	0-0-0	0-0-0		AWAY	0-0-0		1-5-0		4-5-0		
0-2-0	0-0-0	0-0-0		NEUTRAL	0-0-0		0-0-0		0-2-0		
<hr/>											
RPI S	Opponent	Score	RPI S	Opponent	Score	RPI S	Opponent	Score	RPI S	Opponent	Score
			45 A	Nebraska	0 8				108 A	Seattle	2 4
			45 A	Nebraska	1 7				108 A	Seattle	3 10
			50 A	Washington	2 4				108 A	Seattle	1 8
									132 A	Utah Valley	2 4
									132 A	Utah Valley	8 6
									132 A	Utah Valley	8 11
									140 A	CSUN	2 4
									140 A	CSUN	3 2
									140 A	CSUN	3 5
									140 A	CSUN	0 6
									147 H	New Mexico St.	6 10
									147 H	New Mexico St.	6 3
									147 H	New Mexico St.	16 18
									173 A	Sacramento St.	3 6
									173 A	Sacramento St.	1 5
									173 A	Sacramento St.	5 8
									173 N	Sacramento St.	7 8
									176 A	Air Force	7 14
									176 A	Air Force	5 9
									176 H	Air Force	2 4
									176 H	Air Force	4 14
			LAST 15 GAMES						186 A	Wichita St.	4 3
			255 N	CSU Bakersfield	6 11	108 A	Seattle	2 4	186 A	Wichita St.	0 11
			173 N	Sacramento St.	7 8	108 A	Seattle	3 10	186 A	Wichita St.	2 17
			147 H	New Mexico St.	6 3	176 A	Air Force	5 9	200 A	Kansas	4 5
			147 H	New Mexico St.	16 18				200 A	Kansas	1 2
			147 H	New Mexico St.	6 10				213 H	Grand Canyon	6 2
<hr/>											
Non-Div. I Games:	Regis (CO)	9	4	Colorado Mesa	4	13	Colorado Mesa	4	7	Northern Colo.	

50	A	Washington	2	4
108	A	Seattle	1	8

RPI	S	Opponent	Score	
213	H	Grand Canyon	10	9
213	H	Grand Canyon	11	7
226	A	Pacific	5	8
226	A	Pacific	8	1
226	A	Pacific	3	4
227	H	South Dakota St.	7	6
227	H	South Dakota St.	3	8
227	H	South Dakota St.	3	11
255	H	CSU Bakersfield	6	3
255	H	CSU Bakersfield	9	2
255	N	CSU Bakersfield	6	11
290	A	North Dakota	5	2
290	A	North Dakota	6	4
290	A	North Dakota	8	1
293	A	Chicago St.	7	5
293	A	Chicago St.	4	5
293	A	Chicago St.	2	4

N
o
r
t
h
e
r
n
C
o
l
o
.

N
o
r
t
h
e
r
n
C
o
l
o
.

Average RPI Win: 223		WON-LOST	WINNING	LAST 15	STRENGTH OF		OPP. STRENGTH	TEAM	ADJ		CONF.	ADJ CONF.	
Average RPI Loss: 197		RECORD	PCT. RANK	GAMES	SCHEDULE		OF SCHEDULE	RPI	RPI		RPI	RPI	
DIV. I ONLY		18-33-0	.35294	248	6-9-0		254	280	269	.43234	269	29	29
DIV. I NON-CONF.		8-19-0	.2963	261	0-2-0		207	273	261	.43842	261	28	28
TOTALS		RPI 1-25	RPI 26-50		W-L RECORDS		RPI 51-100		RPI 101-150		RPI 150+		
18-33-0		0-0-0	0-0-0		OVERALL		0-0-0		1-6-0		17-27-0		
9-10-0		0-0-0	0-0-0		HOME		0-0-0		1-1-0		8-9-0		
8-19-0		0-0-0	0-0-0		AWAY		0-0-0		0-4-0		8-15-0		
1-4-0		0-0-0	0-0-0		NEUTRAL		0-0-0		0-1-0		1-3-0		
8-19-0		0-0-0	0-0-0		NON-CONFERENCE		0-0-0		1-6-0		7-13-0		
5-2-0		0-0-0	0-0-0		HOME		0-0-0		1-1-0		4-1-0		
3-14-0		0-0-0	0-0-		AWAY		0-0-0		0-4-0		3-10-0		
0-3-0		0-0-0	0-0-0		NEUTRAL		0-0-0		0-1-0		0-2-0		
10-14-0		0-0-0	0-0-0		CONFERENCE		0-0-0		0-0-0		10-14-0		
4-8-0		0-0-0	0-0-0		HOME		0-0-0		0-0-0		4-8-0		
5-5-0		0-0-0	0-0-0		AWAY		0-0-0		0-0-0		5-5-0		
1-1-0		0-0-0	0-0-0		NEUTRAL		0-0-0		0-0-0		1-1-0		
RPI	S	Opponent	Score	RPI	S	Opponent	Score	RPI	S	Opponent	Score		
										102 H Princeton	2	7	
										104 A High Point	2	10	
										104 A High Point	2	4	
										104 A High Point	4	6	
										106 H Rutgers	3	2	
										139 N Saint Joseph's	3	5	
										146 A Seton Hall	4	10	
										155 A Gardner-Webb	2	3	
										155 A Gardner-Webb	1	6	
										155 A Gardner-Webb	2	8	
										155 A Gardner-Webb	2	6	
										161 H Sacred Heart	4	1	
										161 H Sacred Heart	4	7	
										161 H Sacred Heart	4	2	
										162 A Campbell	11	8	
										162 A Campbell	3	12	
										180 A Monmouth	3	5	
										180 A Monmouth	4	8	
										180 A Monmouth	0	6	
										183 A Fairfield	6	3	
										183 A Fairfield	7	6	
					LAST 15 GAMES					183 A Fairfield	1	13	
						295 H Saint Peter's	7 8			216 N Quinnipiac	5 2		
						295 H Saint Peter's	13 11			216 N Quinnipiac	8 9		
						295 H Saint Peter's	4 3			216 A Quinnipiac	3 1		
						252 H Marist	1 4			196 H Canisius		0 1	
						252 H Marist	2 6			216 A Quinnipiac		3 1	

Non-Div. I Games:

Rider

252 H Marist	4	12
146 A Seton Hall	4	10

RPI	S	Opponent	Score	
216	N	Quinnipiac	8	9
216	N	Quinnipiac	5	2
223	A	USC Upstate	3	10
243	H	Siena	20	7
243	H	Siena	2	5
243	H	Siena	0	5
245	A	Lehigh	8	9
245	H	Lehigh	10	9
252	H	Marist	2	6
252	H	Marist	4	12
252	H	Marist	1	4
257	A	VMI	1	4
257	A	VMI	2	5
257	A	VMI	2	1
265	N	Lafayette	3	6
267	A	Niagara	0	3
267	A	Niagara	9	1
267	A	Niagara	14	5
277	H	La Salle	5	2
285	N	UNC Asheville	4	19
291	A	Delaware St.	11	7
295	H	Saint Peter's	7	8
295	H	Saint Peter's	4	3
295	H	Saint Peter's	13	11

R
i
d
e
r

R
i
d
e
r

Average RPI Win: 272		WON-LOST	WINNING	LAST 15	STRENGTH OF		OPP. STRENGTH	TEAM	ADJ	CONF.	ADJ CONF.
Average RPI Loss: 210		RECORD	PCT. RANK	GAMES	SCHEDULE		OF SCHEDULE	RPI	RPI	RPI	RPI
DIV. I ONLY		29-21-0	.58	85	10-5-0		298	296	270	.43191	270
DIV. I NON-CONF.		7-13-0	.35	230	1-2-0		272	236	288	.40205	286
TOTALS		RPI 1-25	RPI 26-50		W-L RECORDS		RPI 51-100		RPI 101-150		RPI 150+
29-21-0	0-1-0	0-0-0		OVERALL		0-2-0		2-1-0		27-17-0	
16-12-0	0-0-0	0-0-0		HOME		0-0-0		1-0-0		15-12-0	
11-7-0	0-1-0	0-0-0		AWAY		0-2-0		0-1-0		11-3-0	
2-2-0	0-0-0	0-0-0		NEUTRAL		0-0-0		1-0-0		1-2-0	
7-13-0	0-1-0	0-0-0		NON-CONFERENCE		0-2-0		1-1-0		6-9-0	
7-8-0	0-0-0	0-0-0		HOME		0-0-0		1-0-0		6-8-0	
0-5-0	0-1-0	0-0-		AWAY		0-2-0		0-1-0		0-1-0	
0-0-0	0-0-0	0-0-0		NEUTRAL		0-0-0		0-0-0		0-0-0	
22-8-0	0-0-0	0-0-0		CONFERENCE		0-0-0		1-0-0		21-8-0	
9-4-0	0-0-0	0-0-0		HOME		0-0-0		0-0-0		9-4-0	
11-2-0	0-0-0	0-0-0		AWAY		0-0-0		0-0-0		11-2-0	
2-2-0	0-0-0	0-0-0		NEUTRAL		0-0-0		1-0-0		1-2-0	
RPI S	Opponent	Score		RPI S	Opponent	Score		RPI S	Opponent	Score	
25 A	Duke	3	4					75 A	VCU	2	4
								79 A	Old Dominion	3	5
								120 A	William & Mary	6	10
								120 H	William & Mary	6	3
								134 N	Florida A&M	4	2
								157 A	Longwood	9	11
								157 H	Longwood	5	13
								163 N	Bethune-Cookman	0	1
								163 N	Bethune-Cookman	4	14
								195 H	Richmond	7	4
								225 H	Towson	12	7
								225 H	Towson	3	6
								225 H	Towson	13	7
								245 H	Lehigh	6	7
								245 H	Lehigh	3	10
								245 H	Lehigh	2	7
								258 H	Wagner	1	8
								258 H	Wagner	1	6
								263 H	NJIT	7	0
								263 H	NJIT	2	9
								263 H	NJIT	16	0
								263 H	NJIT	6	1
								278 A	N.C. Central	13	9
								278 H	N.C. Central	3	6
								291 A	Delaware St.	6	2
								291 A	Delaware St.	6	0
								291 A	Delaware St.	5	6
								291 H	Delaware St.	5	9
								291 H	Delaware St.	3	5
LAST 15 GAMES											
								163 N	Bethune-Cookman	0	1
								299 N	Coppin St.	7	6
								134 N	Florida A&M	4	2
								163 N	Bethune-Cookman	4	14
								25 A	Duke	3	4
								299 A	Coppin St.	5	4
								195 H	Richmond	7	4
								291 H	Delaware St.	7	10

Non-Div. I Games:

Norfolk St.

299 A Coppin St.	9	3
299 A Coppin St.	8	3

RPI	S	Opponent	Score	
291	H	Delaware St.	10	0
291	H	Delaware St.	7	10
291	H	Delaware St.	5	2
291	H	Delaware St.	12	0
294	A	UMES	20	7
294	A	UMES	7	6
294	A	UMES	11	2
294	H	UMES	6	0
294	H	UMES	8	0
294	H	UMES	3	1
299	A	Coppin St.	12	2
299	A	Coppin St.	6	3
299	A	Coppin St.	7	11
299	A	Coppin St.	9	3
299	A	Coppin St.	8	3
299	A	Coppin St.	5	4
299	H	Coppin St.	10	0
299	H	Coppin St.	4	1
299	H	Coppin St.	2	0
299	N	Coppin St.	7	6

Norfolk St.

N
o
r
f
o
l
k
S
t
.

N
o
r
f
o
l
k
S
t
.

Average RPI Win:		291	WON-LOST RECORD		WINNING PCT. RANK		LAST 15 GAMES		STRENGTH OF SCHEDULE		OPP. STRENGTH OF SCHEDULE		TEAM RPI		ADJ RPI		CONF. RPI		ADJ CONF. RPI	
DIV. I ONLY			22-25-0		.46809 178		9-6-0		293		289		271		.43112 271		32		32	
DIV. I NON-CONF.			0-18-0		0 296		0-3-0		120		54		295		.38581 295		32		32	
TOTALS		RPI 1-25		RPI 26-50		W-L RECORDS		RPI 51-100		RPI 101-150		RPI 150+								
22-25-0		0-2-0		0-0-0		OVERALL		0-3-0		0-9-0		22-11-0								
12-8-0		0-0-0		0-0-0		HOME		0-3-0		0-1-0		12-4-0								
9-15-0		0-2-0		0-0-0		AWAY		0-0-0		0-7-0		9-5-0								
1-2-0		0-0-0		0-0-0		NEUTRAL		0-0-0		0-0-0		1-2-0								
0-18-0		0-2-0		0-0-0		NON-CONFERENCE		0-3-0		0-9-0		0-4-0								
0-7-0		0-0-0		0-0-0		HOME		0-3-0		0-1-0		0-3-0								
0-11-0		0-2-0		0-0-		AWAY		0-0-0		0-8-0		0-1-0								
0-0-0		0-0-0		0-0-0		NEUTRAL		0-0-0		0-0-0		0-0-0								
22-7-0		0-0-0		0-0-0		CONFERENCE		0-0-0		0-0-0		22-7-0								
12-1-0		0-0-0		0-0-0		HOME		0-0-0		0-0-0		12-1-0								
9-4-0		0-0-0		0-0-0		AWAY		0-0-0		0-0-0		9-4-0								
1-2-0		0-0-0		0-0-0		NEUTRAL		0-0-0		0-0-0		1-2-0								
RPI	S	Opponent		Score		RPI	S	Opponent		Score		RPI	S	Opponent		Score				
5	A	Ole Miss		1	12			68	H	Southeast Mo. St.		0	10	111	A	Central Ark.		3	4	
18	A	TCU		3	17			68	H	Southeast Mo. St.		2	8	111	A	Central Ark.		0	4	
								68	H	Southeast Mo. St.		2	9	111	H	Central Ark.		0	9	
														115	A	Arkansas St.		3	8	
														126	A	Missouri		0	2	
														128	A	Kansas St.		8	13	
														128	A	Kansas St.		9	15	
														128	A	Kansas St.		8	18	
														129	A	Little Rock		2	7	
														197	H	North Dakota St.		4	7	
														197	H	North Dakota St.		7	8	
														197	H	North Dakota St.		0	2	
														206	A	Memphis		5	6	
														282	A	Texas Southern		5	6	
														282	A	Texas Southern		17	4	
														282	A	Texas Southern		4	9	
														282	H	Texas Southern		8	6	
														282	H	Texas Southern		5	2	
														282	H	Texas Southern		7	4	
														282	N	Texas Southern		0	10	
														283	A	Grambling		14	11	
														283	A	Grambling		15	5	
														283	A	Grambling		4	3	
														283	H	Grambling		12	4	
														283	H	Grambling		8	7	
														283	H	Grambling		1	7	
														286	N	Jackson St.		2	4	
LAST 15 GAMES																				
286 N Jackson St.						2	4	283 A Grambling						4	3					
282 N Texas Southern						0	10	5 A Ole Miss						1	12					
297 N Alabama A&M						16	6	115 A Arkansas St.						3	8					
292 H Alcorn						15	6													
111 H Central Ark.						0	9													

Non-Div. I Games:

Ark.-Pine Bluff

283 A Grambling	14	11
283 A Grambling	15	5

RPI	S	Opponent	Score	
292	A	Alcorn	7	3
292	H	Alcorn	15	6
296	A	Southern U.	10	9
296	A	Southern U.	7	2
296	A	Southern U.	3	5
297	H	Alabama A&M	5	2
297	H	Alabama A&M	1	0
297	H	Alabama A&M	4	3
297	N	Alabama A&M	16	6
298	A	Prairie View	11	7
298	A	Prairie View	13	17
298	A	Prairie View	9	0
298	H	Prairie View	21	1
298	H	Prairie View	11	1
298	H	Prairie View	12	0

Ark.-Pine Bluff

A
r
k
.
-
P
i
n
e
B
l
u
f
f

A
r
k
.
-
P
i
n
e
B
l
u
f
f

Average RPI Win: 212		WON-LOST	WINNING	LAST 15	STRENGTH OF		OPP. STRENGTH	TEAM	ADJ		CONF.	ADJ CONF.							
Average RPI Loss: 134		RECORD	PCT. RANK	GAMES	SCHEDULE		OF SCHEDULE	RPI	RPI		RPI	RPI							
DIV. I ONLY		12-39-0	.23529	288	7-7-0		197	147	272		.43054	272	21	21					
DIV. I NON-CONF.		4-17-0	.19048	280	1-0-0		192	26	255		.44182	255	23	23					
TOTALS		RPI 1-25	RPI 26-50		W-L RECORDS		RPI 51-100		RPI 101-150		RPI 150+								
12-39-0		0-4-0	0-0-0		OVERALL		0-11-0		3-8-0		9-16-0								
7-9-0		0-0-0	0-0-0		HOME		0-3-0		2-1-0		5-5-0								
5-29-0		0-4-0	0-0-0		AWAY		0-7-0		1-7-0		4-11-0								
0-1-0		0-0-0	0-0-0		NEUTRAL		0-1-0		0-0-0		0-0-0								
4-17-0		0-4-0	0-0-0		NON-CONFERENCE		0-2-0		1-7-0		3-4-0								
1-0-0		0-0-0	0-0-0		HOME		0-0-0		0-0-0		1-0-0								
3-16-0		0-4-0	0-0-		AWAY		0-1-0		1-7-0		2-4-0								
0-1-0		0-0-0	0-0-0		NEUTRAL		0-1-0		0-0-0		0-0-0								
8-22-0		0-0-0	0-0-0		CONFERENCE		0-9-0		2-1-0		6-12-0								
6-9-0		0-0-0	0-0-0		HOME		0-3-0		2-1-0		4-5-0								
2-13-0		0-0-0	0-0-0		AWAY		0-6-0		0-0-0		2-7-0								
0-0-0		0-0-0	0-0-0		NEUTRAL		0-0-0		0-0-0		0-0-0								
RPI	S	Opponent	Score		RPI	S	Opponent	Score		RPI	S	Opponent	Score						
9	A	Vanderbilt	1	9						111	A	Central Ark.	1	9					
19	A	Southern Miss.	4	6						111	A	Central Ark.	5	6					
19	A	Southern Miss.	1	6						111	A	Central Ark.	2	4					
19	A	Southern Miss.	1	18						111	A	Central Ark.	3	4					
										116	H	Morehead St.	5	1					
										116	H	Morehead St.	6	2					
										116	H	Morehead St.	7	23					
										122	A	Arkansas	10	8					
										122	A	Arkansas	2	5					
										122	A	Arkansas	2	3					
										123	A	Southern Ill.	2	10					
										190	H	Belmont	1	6					
										190	H	Belmont	9	8					
										190	H	Belmont	9	21					
										192	H	Tennessee Tech	6	8					
										192	H	Tennessee Tech	3	5					
										192	H	Tennessee Tech	3	8					
										194	A	Lipscomb	9	16					
										198	A	Murray St.	9	3					
										198	A	Murray St.	4	9					
										198	A	Murray St.	11	31					
					LAST 15 GAMES						206	A	Memphis	1	2				
					280	H	SIUE	11	6	116	H	Morehead St.	6	2	206	A	Memphis	0	23
					280	H	SIUE	20	5	116	H	Morehead St.	5	1	206	A	Memphis	10	9
					280	H	SIUE	3	2	116	H	Morehead St.	7	23	214	A	Eastern Ky.	5	7
					276	H	Butler	9	3						214	A	Eastern Ky.	7	8
					264	A	UT Martin	5	10						214	A	Eastern Ky.	3	9

Non-Div. I Games: Robert Morris-Peoria 14 0 Illinois Col. 7 6 Millikin 4 1 Eastern Ill.

Eastern Ill.

264	A	UT Martin	0	2
264	A	UT Martin	16	2

Through Games Of May 28, 2016

RPI	S	Opponent	Score	
219	A	Illinois St.	2	1
242	A	Saint Louis	0	2
264	A	UT Martin	16	2
264	A	UT Martin	5	10
264	A	UT Martin	0	2
276	H	Butler	9	3
280	H	SIUE	11	6
280	H	SIUE	3	2
280	H	SIUE	20	5

Eastern Ill.

E
a
s
t
e
r
n
I
l
l
.

E
a
s
t
e
r
n
I
l
l
.

Average RPI Win:	194	WON-LOST RECORD	WINNING PCT. RANK	LAST 15 GAMES	STRENGTH OF SCHEDULE	OPP. STRENGTH OF SCHEDULE	TEAM RPI	ADJ RPI	CONF. RPI	ADJ CONF. RPI	
Average RPI Loss:	184										
DIV. I ONLY	19-35-0	.35185	249	6-9-0	239	237	273	.42941	273	24	24
DIV. I NON-CONF.	12-18-0	.4	206	1-2-0	175	215	232	.4579	232	25	25
<hr/>											
TOTALS	RPI 1-25	RPI 26-50		W-L RECORDS	RPI 51-100		RPI 101-150		RPI 150+		
19-35-0	0-0-0	1-4-0		OVERALL	0-1-0		2-6-0		16-24-0		
14-16-0	0-0-0	1-2-0		HOME	0-0-0		2-6-0		11-8-0		
5-18-0	0-0-0	0-2-0		AWAY	0-0-0		0-0-0		5-16-0		
0-1-0	0-0-0	0-0-0		NEUTRAL	0-1-0		0-0-0		0-0-0		
<hr/>											
12-18-0	0-0-0	1-4-0		NON-CONFERENCE	0-1-0		1-4-0		10-9-0		
8-10-0	0-0-0	1-2-0		HOME	0-0-0		1-4-0		6-4-0		
4-7-0	0-0-0	0-0-		AWAY	0-0-0		0-0-0		4-5-0		
0-1-0	0-0-0	0-0-0		NEUTRAL	0-1-0		0-0-0		0-0-0		
<hr/>											
7-17-0	0-0-0	0-0-0		CONFERENCE	0-0-0		1-2-0		6-15-0		
6-6-0	0-0-0	0-0-0		HOME	0-0-0		1-2-0		5-4-0		
1-11-0	0-0-0	0-0-0		AWAY	0-0-0		0-0-0		1-11-0		
0-0-0	0-0-0	0-0-0		NEUTRAL	0-0-0		0-0-0		0-0-0		
<hr/>											
RPI S	Opponent	Score	RPI S	Opponent	Score	RPI S	Opponent	Score	RPI S	Opponent	Score
			29 H	Bryant	2 12	67 N	Kentucky	6 8	106 H	Rutgers	6 8
			29 H	Bryant	3 2				106 H	Rutgers	6 5
			29 H	Bryant	0 7				106 H	Rutgers	5 11
			35 A	East Carolina	1 8				109 H	Rhode Island	2 1
			35 A	East Carolina	0 6				109 H	Rhode Island	2 5
									109 H	Rhode Island	3 4
									140 H	CSUN	0 1
									145 H	Navy	9 13
									157 H	Longwood	13 6
									178 A	James Madison	16 5
									178 H	James Madison	6 5
									181 A	Georgetown	5 12
									181 H	Georgetown	2 1
									191 A	Wofford	6 11
									195 H	Richmond	1 10
									195 H	Richmond	1 0
									195 H	Richmond	3 2
									202 A	Radford	2 0
									202 A	Radford	9 3
									202 A	Radford	7 8
									207 A	George Washington	4 14
									207 A	George Washington	3 9
									207 A	George Washington	0 1
									222 A	St. Bonaventure	4 3
									222 A	St. Bonaventure	3 16
									222 A	St. Bonaventure	0 3
									223 A	USC Upstate	4 5
										</	

Non-Div. I Games:

George Mason

277	H	La Salle	4	5
277	H	La Salle	2	0

RPI	S	Opponent	Score	
225	A	Towson	11	10
225	H	Towson	10	3
235	H	Dayton	6	9
235	H	Dayton	8	2
235	H	Dayton	2	9
242	A	Saint Louis	2	3
242	A	Saint Louis	6	15
242	A	Saint Louis	0	15
243	H	Siena	7	19
243	H	Siena	3	5
243	H	Siena	5	2
251	A	Massachusetts	1	2
251	A	Massachusetts	2	4
251	A	Massachusetts	1	2
253	H	LIU Brooklyn	2	11
253	H	LIU Brooklyn	9	8
253	H	LIU Brooklyn	7	10
257	A	VMI	17	20
277	H	La Salle	9	7
277	H	La Salle	2	0
277	H	La Salle	4	5

Average RPI Win:		188	WON-LOST RECORD		WINNING PCT. RANK		LAST 15 GAMES		STRENGTH OF SCHEDULE		OPP. STRENGTH OF SCHEDULE		TEAM RPI		ADJ RPI		CONF. RPI		ADJ CONF. RPI				
Average RPI Loss:		124																					
DIV. I ONLY			13-38-0		.2549 285		3-12-0		186		150		274		.4294 274		12		12				
DIV. I NON-CONF.			7-16-0		.30435 257		1-1-0		252		210		272		.4268 271		10		10				
TOTALS		RPI 1-25		RPI 26-50		W-L RECORDS		RPI 51-100		RPI 101-150		RPI 150+											
13-38-0		0-1-0		0-9-0		OVERALL		2-8-0		2-6-0		9-14-0											
9-13-0		0-0-0		0-3-0		HOME		2-4-0		1-0-0		6-6-0											
4-22-0		0-1-0		0-5-0		AWAY		0-3-0		1-6-0		3-7-0											
0-3-0		0-0-0		0-1-0		NEUTRAL		0-1-0		0-0-0		0-1-0											
7-16-0		0-1-0		0-3-0		NON-CONFERENCE		0-4-0		1-1-0		6-7-0											
5-2-0		0-0-0		0-0-0		HOME		0-0-0		1-0-0		4-2-0											
2-11-0		0-1-0		0-0-		AWAY		0-3-0		0-1-0		2-4-0											
0-3-0		0-0-0		0-1-0		NEUTRAL		0-1-0		0-0-0		0-1-0											
6-22-0		0-0-0		0-6-0		CONFERENCE		2-4-0		1-5-0		3-7-0											
4-11-0		0-0-0		0-3-0		HOME		2-4-0		0-0-0		2-4-0											
2-11-0		0-0-0		0-3-0		AWAY		0-0-0		1-5-0		1-3-0											
0-0-0		0-0-0		0-0-0		NEUTRAL		0-0-0		0-0-0		0-0-0											
RPI	S	Opponent		Score		RPI	S	Opponent		Score		RPI	S	Opponent		Score							
22	A	Dallas Baptist		1	17	31	N	Gonzaga		5	8	77	H	Lamar		1	3	103	A	SFA		14	4
						33	A	Oklahoma St.		1	7	77	H	Lamar		6	20	103	A	SFA		1	7
						33	A	Oklahoma St.		2	3	77	H	Lamar		3	2	103	A	SFA		1	11
						34	A	Southeastern La.		0	11	95	N	Notre Dame		2	13	110	H	Bradley		6	2
						34	A	Southeastern La.		2	4	96	H	McNeese St.		0	1	111	A	Central Ark.		0	9
						34	A	Southeastern La.		0	9	96	H	McNeese St.		8	7	111	A	Central Ark.		10	21
						41	H	Sam Houston St.		3	12	96	H	McNeese St.		0	4	111	A	Central Ark.		4	20
						41	H	Sam Houston St.		3	23	98	A	UT Arlington		0	13	112	A	Baylor		7	8
						41	H	Sam Houston St.		2	8	98	A	UT Arlington		3	9	151	A	Texas St.		4	5
												98	A	UT Arlington		2	10	151	A	Texas St.		5	22
																		151	A	Texas St.		0	4
																		181	H	Nicholls St.		4	8
																		181	H	Nicholls St.		3	8
																		181	H	Nicholls St.		7	5
																		187	A	UTSA		9	8
																		187	A	UTSA		5	2
																		193	A	Houston Baptist		0	2
																		193	A	Houston Baptist		1	3
																		193	A	Houston Baptist		3	2
																		217	H	Abilene Christian		0	1
																		217	H	Abilene Christian		1	2
																		230	A	A&M-Corpus Christi		0	5
																		230	H	A&M-Corpus Christi		5	4
																		253	H	LIU Brooklyn		7	4
																		253	H	LIU Brooklyn		8	2
																		253	H	LIU Brooklyn		7	10
																		281	A	UTRGV		3	4
						LAST 15 GAMES																	
						230	A	A&M-Corpus Christi		0	5	77	H	Lamar		3	2	230	H	A&M-Corpus Christi		5	4
						217	H	Abilene Christian		0	1	77	H	Lamar		1	3	253	H	LIU Brooklyn		7	4
						217	H	Abilene Christian		1	2	77	H	Lamar		6	20	253	H	LIU Brooklyn		8	2
						187	A	UTSA		9	8							253	H	LIU Brooklyn		7	10
						111	A	Central Ark.		4	20							281	A	UTRGV		3	4

Non-Div. I Games:

Incarnate Word

111 A Central Ark.	10	21
111 A Central Ark.	0	9

RPI	S	Opponent	Score	
281	H	UTRGV	6	5
282	N	Texas Southern	1	3
298	H	Prairie View	1	5
298	H	Prairie View	12	2

Incarnate Word

I
n
c
a
r
n
a
t
e
W
o
r
d

I
n
c
a
r
n
a
t
e
W
o
r
d

Average RPI Win: 173		WON-LOST	WINNING	LAST 15	STRENGTH OF		OPP. STRENGTH	TEAM	ADJ		CONF.	ADJ CONF.
Average RPI Loss: 127		RECORD	PCT. RANK	GAMES	SCHEDULE		OF SCHEDULE	RPI	RPI		RPI	RPI
DIV. I ONLY		10-44-0	.18519	297	3-12-0		100	181	275		.42928	275
DIV. I NON-CONF.		8-22-0	.26667	267	3-4-0		145	265	258		.43943	258
TOTALS		RPI 1-25	RPI 26-50		W-L RECORDS		RPI 51-100		RPI 101-150		RPI 150+	
10-44-0		0-2-0	0-6-0		OVERALL		2-12-0		3-8-0		5-16-0	
5-16-0		0-1-0	0-6-0		HOME		1-6-0		3-1-0		1-2-0	
3-25-0		0-1-0	0-0-0		AWAY		1-6-0		0-7-0		2-11-0	
2-3-0		0-0-0	0-0-0		NEUTRAL		0-0-0		0-0-0		2-3-0	
8-22-0		0-2-0	0-0-0		NON-CONFERENCE		0-5-0		3-2-0		5-13-0	
4-5-0		0-1-0	0-0-0		HOME		0-1-0		3-1-0		1-2-0	
2-14-0		0-1-0	0-0-		AWAY		0-4-0		0-1-0		2-8-0	
2-3-0		0-0-0	0-0-0		NEUTRAL		0-0-0		0-0-0		2-3-0	
2-22-0		0-0-0	0-6-0		CONFERENCE		2-7-0		0-6-0		0-3-0	
1-11-0		0-0-0	0-6-0		HOME		1-5-0		0-0-0		0-0-0	
1-11-0		0-0-0	0-0-0		AWAY		1-2-0		0-6-0		0-3-0	
0-0-0		0-0-0	0-0-0		NEUTRAL		0-0-0		0-0-0		0-0-0	
RPI S	Opponent	Score	RPI S	Opponent	Score	RPI S	Opponent	Score	RPI S	Opponent	Score	
2 H	Louisville	4 9	44 H	Ohio St.	2 3	52 H	Minnesota	0 3	101 A	Indiana	6 7	
20 A	Georgia Tech	2 5	44 H	Ohio St.	1 3	52 H	Minnesota	4 14	101 A	Indiana	2 3	
			44 H	Ohio St.	1 5	52 H	Minnesota	3 4	101 A	Indiana	9 10	
			45 H	Nebraska	6 11	58 A	Maryland	7 1	121 A	Penn St.	2 7	
			45 H	Nebraska	5 9	58 A	Maryland	0 6	121 A	Penn St.	6 7	
			45 H	Nebraska	8 9	58 A	Maryland	3 11	121 A	Penn St.	1 3	
						70 A	California	0 10	136 A	Valparaiso	10 13	
						70 A	California	5 15	140 H	CSUN	0 6	
						70 A	California	0 4	140 H	CSUN	8 0	
						71 A	Indiana St.	1 4	140 H	CSUN	1 0	
						71 H	Indiana St.	4 22	140 H	CSUN	5 0	
						73 H	Michigan St.	3 5	159 A	Kennesaw St.	2 5	
						73 H	Michigan St.	0 11	177 A	Ball St.	8 9	
						73 H	Michigan St.	5 2	177 H	Ball St.	9 2	
									185 H	Eastern Mich.	5 6	
									200 A	Kansas	1 8	
									205 A	IPFW	5 6	
									205 H	IPFW	3 4	
									219 A	Illinois St.	2 10	
									228 A	Georgia St.	5 3	
									237 N	Ohio	2 9	
									237 N	Ohio	4 6	
									237 N	Ohio	5 4	
									242 N	Saint Louis	2 3	
									247 A	ETSU	2 4	
									247 A	ETSU	8 9	
									247 A	ETSU	2 8	
LAST 15 GAMES			140 H	CSUN	8 0	52 H	Minnesota	3 4	237 N	Ohio	5 4	
			140 H	CSUN	0 6	136 A	Valparaiso	10 13	242 N	Saint Louis	2 3	
			140 H	CSUN	1 0	205 H	IPFW	3 4	247 A	ETSU	2 4	
			140 H	CSUN	5 0				247 A	ETSU	8 9	
			205 A	IPFW	5 6				247 A	ETSU	2 8	

Non-Div. I Games:

Purdue

52	H	Minnesota	0	3
52	H	Minnesota	4	14

RPI	S	Opponent	Score	
247	A	ETSU	19	6
256	A	Northwestern	0	3
256	A	Northwestern	3	7
256	A	Northwestern	4	7
290	N	North Dakota	5	0

Purdue

P
u
r
d
u
e

P
u
r
d
u
e

Average RPI Win: 179		WON-LOST RECORD		WINNING PCT. RANK		LAST 15 GAMES		STRENGTH OF SCHEDULE		OPP. STRENGTH OF SCHEDULE		TEAM RPI		ADJ RPI		CONF. RPI		ADJ CONF. RPI	
DIV. I ONLY		12-40-0		.23077 289		3-12-0		151		208		276		.42786 276		16		16	
DIV. I NON-CONF.		8-26-0		.23529 275		1-4-0		193		246		278		.42153 277		16		16	
TOTALS		RPI 1-25		RPI 26-50		W-L RECORDS		RPI 51-100		RPI 101-150		RPI 150+							
12-40-0		0-0-0		1-3-0		OVERALL		1-9-0		2-12-0		8-16-0							
6-14-0		0-0-0		0-0-0		HOME		1-6-0		1-4-0		4-4-0							
4-22-0		0-0-0		0-3-0		AWAY		0-2-0		1-7-0		3-10-0							
2-4-0		0-0-0		1-0-0		NEUTRAL		0-1-0		0-1-0		1-2-0							
8-26-0		0-0-0		1-0-0		NON-CONFERENCE		1-6-0		1-7-0		5-13-0							
4-7-0		0-0-0		0-0-0		HOME		1-3-0		1-1-0		2-3-0							
2-15-0		0-0-0		0-0-		AWAY		0-2-0		0-5-0		2-8-0							
2-4-0		0-0-0		1-0-0		NEUTRAL		0-1-0		0-1-0		1-2-0							
4-14-0		0-0-0		0-3-0		CONFERENCE		0-3-0		1-5-0		3-3-0							
2-7-0		0-0-0		0-0-0		HOME		0-3-0		0-3-0		2-1-0							
2-7-0		0-0-0		0-3-0		AWAY		0-0-0		1-2-0		1-2-0							
0-0-0		0-0-0		0-0-0		NEUTRAL		0-0-0		0-0-0		0-0-0							
RPI	S	Opponent	Score	RPI	S	Opponent	Score	RPI	S	Opponent	Score	RPI	S	Opponent	Score				
				39	N	Boston College	12 10	71	A	Indiana St.	2 7	101	A	Indiana	1 27				
				40	A	Creighton	4 6	71	A	Indiana St.	9 13	101	N	Indiana	1 2				
				40	A	Creighton	3 4	71	H	Indiana St.	1 6	110	H	Bradley	3 1				
				40	A	Creighton	1 2	73	N	Michigan St.	2 9	110	H	Bradley	5 9				
								87	H	Mercer	4 5	127	A	Samford	2 12				
								87	H	Mercer	5 6	127	A	Samford	1 16				
								87	H	Mercer	7 3	127	A	Samford	1 14				
								88	H	Xavier	1 4	127	A	Samford	3 4				
								88	H	Xavier	1 4	135	A	St. John's (NY)	3 4				
								88	H	Xavier	2 6	135	A	St. John's (NY)	0 2				
												135	A	St. John's (NY)	13 5				
												146	H	Seton Hall	6 7				
												146	H	Seton Hall	2 8				
												146	H	Seton Hall	2 5				
												165	H	Miami (OH)	3 10				
												177	H	Ball St.	4 7				
												181	H	Georgetown	1 3				
												181	H	Georgetown	3 2				
												181	H	Georgetown	12 6				
												205	A	IPFW	0 1				
												205	H	IPFW	4 1				
												219	N	Illinois St.	2 9				
												220	N	Central Mich.	3 8				
												229	H	Western Mich.	0 2				
												229	H	Western Mich.	7 3				
												235	A	Dayton	0 3				
												238	A	Charleston So.	3 7				
LAST 15 GAMES				146	H	Seton Hall	2 5	87	H	Mercer	5 6								
				146	H	Seton Hall	6 7	135	A	St. John's (NY)	13 5								
				146	H	Seton Hall	2 8	135	A	St. John's (NY)	3 4								
				177	H	Ball St.	4 7												
				272	A	Eastern Ill.	3 9												

Non-Div. I Games: Cleary 12 3 Marian (IN) 15 4

Butler

87	H	Mercer	7	3
87	H	Mercer	4	5

RPI	S	Opponent	Score	
238	A	Charleston So.	4	3
238	A	Charleston So.	1	2
240	A	Villanova	1	9
240	A	Villanova	11	6
240	A	Villanova	2	3
242	A	Saint Louis	12	13
242	A	Saint Louis	8	6
242	A	Saint Louis	4	9
244	A	Northern Ky.	3	8
256	N	Northwestern	10	9
272	A	Eastern Ill.	3	9

L
a
s
a
l
l
e

La Salle

273 A George Mason	0	2
139 H Saint Joseph's	2	14

RPI	S	Opponent	Score	
209	A	Presbyterian	3	10
209	A	Presbyterian	0	6
209	A	Presbyterian	6	3
222	A	St. Bonaventure	3	6
222	A	St. Bonaventure	1	3
222	A	St. Bonaventure	6	5
233	A	Penn	3	7
240	A	Villanova	2	5
240	H	Villanova	3	1
247	A	ETSU	6	4
247	A	ETSU	9	4
247	A	ETSU	3	6
251	A	Massachusetts	2	8
251	A	Massachusetts	5	3
251	A	Massachusetts	3	8
261	A	Bucknell	7	5
269	A	Rider	2	5
273	A	George Mason	5	4
273	A	George Mason	7	9
273	A	George Mason	0	2
291	A	Delaware St.	4	2
291	H	Delaware St.	6	5
295	H	Saint Peter's	3	7
295	H	Saint Peter's	1	0

Average RPI Win: 250		WON-LOST	WINNING	LAST 15	STRENGTH OF		OPP. STRENGTH	TEAM	ADJ	CONF.	ADJ CONF.
Average RPI Loss: 185		RECORD	PCT. RANK	GAMES	SCHEDULE		OF SCHEDULE	RPI	RPI	RPI	RPI
DIV. I ONLY		24-30-0	.44444	190	4-11-0		294	260	279	.4227	278
DIV. I NON-CONF.		11-14-0	.44	183	0-3-0		290	229	275	.42371	273
TOTALS		RPI 1-25	RPI 26-50		W-L RECORDS		RPI 51-100		RPI 101-150		RPI 150+
24-30-0		0-2-0	0-0-0		OVERALL		0-0-0		2-9-0		22-19-0
15-14-0		0-1-0	0-0-0		HOME		0-0-0		2-5-0		13-8-0
8-14-0		0-1-0	0-0-0		AWAY		0-0-0		0-3-0		8-10-0
1-2-0		0-0-0	0-0-0		NEUTRAL		0-0-0		0-1-0		1-1-0
11-14-0		0-2-0	0-0-0		NON-CONFERENCE		0-0-0		1-3-0		10-9-0
8-8-0		0-1-0	0-0-0		HOME		0-0-0		1-3-0		7-4-0
3-6-0		0-1-0	0-0-0		AWAY		0-0-0		0-0-0		3-5-0
0-0-0		0-0-0	0-0-0		NEUTRAL		0-0-0		0-0-0		0-0-0
13-16-0		0-0-0	0-0-0		CONFERENCE		0-0-0		1-6-0		12-10-0
7-6-0		0-0-0	0-0-0		HOME		0-0-0		1-2-0		6-4-0
5-8-0		0-0-0	0-0-0		AWAY		0-0-0		0-3-0		5-5-0
1-2-0		0-0-0	0-0-0		NEUTRAL		0-0-0		0-1-0		1-1-0
RPI S	Opponent	Score		RPI S	Opponent	Score		RPI S	Opponent	Score	
25 A	Duke	0	3					104 H	High Point	14	1
25 H	Duke	2	4					116 H	Morehead St.	2	4
								116 H	Morehead St.	1	4
								116 H	Morehead St.	4	24
								134 A	Florida A&M	4	6
								134 A	Florida A&M	3	6
								134 A	Florida A&M	4	16
								134 H	Florida A&M	4	5
								134 H	Florida A&M	9	6
								134 H	Florida A&M	0	4
								134 N	Florida A&M	2	10
								157 A	Longwood	7	4
								157 H	Longwood	5	3
								162 H	Campbell	11	15
								163 A	Bethune-Cookman	1	2
								163 A	Bethune-Cookman	2	3
								163 A	Bethune-Cookman	4	5
								163 H	Bethune-Cookman	3	11
								163 H	Bethune-Cookman	4	13
								163 H	Bethune-Cookman	4	3
								208 A	Elon	4	9
								209 A	Presbyterian	6	15
								238 A	Charleston So.	6	9
								238 H	Charleston So.	0	1
								239 A	Appalachian St.	1	12
								239 H	Appalachian St.	4	1
								263 H	NJIT	4	5
LAST 15 GAMES											
				299 N	Coppin St.	5	7	288 A	Savannah St.	0	2
				134 N	Florida A&M	2	10	288 A	Savannah St.	9	5
				291 N	Delaware St.	10	5	288 A	Savannah St.	5	4
				238 H	Charleston So.	0	1				
				134 H	Florida A&M	4	5				

Non-Div. I Games: Virginia St. 14 4

N.C. Central

134 H Florida A&M	9	6
134 H Florida A&M	0	4

RPI	S	Opponent	Score	
263	H	NJIT	8	4
263	H	NJIT	6	5
267	H	Niagara	7	3
267	H	Niagara	10	6
267	H	Niagara	13	10
267	H	Niagara	11	12
270	A	Norfolk St.	6	3
270	H	Norfolk St.	9	13
285	A	UNC Asheville	5	6
285	A	UNC Asheville	6	2
285	A	UNC Asheville	5	2
287	A	N.C. A&T	8	6
287	A	N.C. A&T	2	15
287	A	N.C. A&T	7	4
287	H	N.C. A&T	4	3
287	H	N.C. A&T	8	4
287	H	N.C. A&T	8	0
288	A	Savannah St.	0	2
288	A	Savannah St.	9	5
288	A	Savannah St.	5	4
288	H	Savannah St.	2	1
288	H	Savannah St.	9	5
288	H	Savannah St.	2	4
291	N	Delaware St.	10	5
299	N	Coppin St.	5	7

NYIT

NYIT

245	H	Lehigh	5	16
263	A	NJIT	2	7

RPI	S	Opponent	Score	
245	A	Lehigh	5	10
245	H	Lehigh	5	16
248	A	Fairleigh Dickinson	1	11
248	A	Fairleigh Dickinson	6	3
248	H	Fairleigh Dickinson	0	1
248	H	Fairleigh Dickinson	9	0
250	H	Hofstra	1	3
253	A	LIU Brooklyn	4	3
254	H	Army West Point	3	2
263	A	NJIT	1	4
263	A	NJIT	2	7
263	H	NJIT	7	6
263	H	NJIT	2	0
299	N	Coppin St.	14	7
299	N	Coppin St.	5	2
299	N	Coppin St.	4	10

Average RPI Win: 200		WON-LOST RECORD	WINNING PCT. RANK	LAST 15 GAMES	STRENGTH OF SCHEDULE	OPP. STRENGTH OF SCHEDULE	TEAM RPI	ADJ RPI		CONF. RPI	ADJ CONF. RPI										
Average RPI Loss: 150																					
DIV. I ONLY		9-40-0	.18367 298	1-14-0	156	182	281	.4192	280	21	21										
DIV. I NON-CONF.		3-16-0	.15789 290	0-4-0	111	143	266	.43049	266	23	23										
<hr/>																					
TOTALS		RPI 1-25		RPI 26-50		W-L RECORDS		RPI 51-100		RPI 101-150		RPI 150+									
9-40-0		0-3-0		0-0-0		OVERALL		0-12-0		2-4-0		7-21-0									
5-13-0		0-0-0		0-0-0		HOME		0-6-0		2-2-0		3-5-0									
4-27-0		0-3-0		0-0-0		AWAY		0-6-0		0-2-0		4-16-0									
0-0-0		0-0-0		0-0-0		NEUTRAL		0-0-0		0-0-0		0-0-0									
3-16-0		0-3-0		0-0-0		NON-CONFERENCE		0-3-0		1-2-0		2-8-0									
2-1-0		0-0-0		0-0-0		HOME		0-0-0		1-0-0		1-1-0									
1-15-0		0-3-0		0-0-		AWAY		0-3-0		0-2-0		1-7-0									
0-0-0		0-0-0		0-0-0		NEUTRAL		0-0-0		0-0-0		0-0-0									
6-24-0		0-0-0		0-0-0		CONFERENCE		0-9-0		1-2-0		5-13-0									
3-12-0		0-0-0		0-0-0		HOME		0-6-0		1-2-0		2-4-0									
3-12-0		0-0-0		0-0-0		AWAY		0-3-0		0-0-0		3-9-0									
0-0-0		0-0-0		0-0-0		NEUTRAL		0-0-0		0-0-0		0-0-0									
RPI	S	Opponent		Score		RPI	S	Opponent		Score		RPI	S	Opponent		Score					
2	A	Louisville		4	21			68	A	Southeast Mo. St.		0	4	116	H	Morehead St.		2	11		
2	A	Louisville		1	10			68	A	Southeast Mo. St.		11	20	116	H	Morehead St.		0	2		
2	A	Louisville		0	12			68	A	Southeast Mo. St.		5	9	116	H	Morehead St.		2	0		
								83	H	Jacksonville St.		4	13	126	A	Missouri		6	9		
								83	H	Jacksonville St.		7	9	138	A	Evansville		2	13		
								83	H	Jacksonville St.		6	9	138	H	Evansville		11	10		
								86	A	Missouri St.		1	11	176	A	Air Force		0	8		
								86	A	Missouri St.		5	12	176	A	Air Force		10	11		
								86	A	Missouri St.		2	6	176	A	Air Force		0	11		
								99	H	Austin Peay		3	14	176	A	Air Force		2	11		
								99	H	Austin Peay		9	12	190	H	Belmont		0	12		
								99	H	Austin Peay		4	7	190	H	Belmont		5	6		
														190	H	Belmont		9	8		
														192	H	Tennessee Tech		2	14		
														192	H	Tennessee Tech		3	13		
														192	H	Tennessee Tech		5	4		
														198	A	Murray St.		0	4		
														198	A	Murray St.		4	6		
														198	A	Murray St.		9	8		
														206	A	Memphis		0	4		
														206	A	Memphis		2	4		
														206	A	Memphis		5	11		
														214	A	Eastern Ky.		1	12		
														214	A	Eastern Ky.		7	3		
														214	A	Eastern Ky.		4	8		
														219	H	Illinois St.		3	9		
														242	A	Saint Louis		6	1		
<hr/>																					
LAST 15 GAMES																					
				272	A	Eastern Ill.		6	11	176	A	Air Force		0	11	214	A	Eastern Ky.		1	12
				272	A	Eastern Ill.		5	20	176	A	Air Force		0	8	214	A	Eastern Ky.		7	3
				272	A	Eastern Ill.		2	3	176	A	Air Force		10	11	214	A	Eastern Ky.		4	8
				99	H	Austin Peay		4	7							219	H	Illinois St.		3	9
				99	H	Austin Peay		9	12							242	A	Saint Louis		6	1

Non-Div. I Games:

SIUE

99	H	Austin Peay	3	14
176	A	Air Force	2	11

RPI	S	Opponent	Score	
242	H	Saint Louis	9	8
264	A	UT Martin	6	4
264	A	UT Martin	4	5
264	A	UT Martin	7	8
272	A	Eastern Ill.	6	11
272	A	Eastern Ill.	2	3
272	A	Eastern Ill.	5	20

Average RPI Win:	234	WON-LOST RECORD	WINNING PCT. RANK	LAST 15 GAMES	STRENGTH OF SCHEDULE	OPP. STRENGTH OF SCHEDULE	TEAM RPI	ADJ RPI	CONF. RPI	ADJ CONF. RPI		
DIV. I ONLY		18-28-0	.3913	227	3-12-0	287	246	282	.41735	281	28	28
DIV. I NON-CONF.		8-14-0	.36364	223	0-1-0	295	224	284	.40281	284	27	27
<hr/>												
TOTALS	RPI 1-25	RPI 26-50		W-L RECORDS		RPI 51-100		RPI 101-150		RPI 150+		
18-28-0	0-1-0	0-0-0		OVERALL		1-2-0		2-8-0		15-17-0		
14-11-0	0-0-0	0-0-0		HOME		0-0-0		1-2-0		13-9-0		
4-17-0	0-1-0	0-0-0		AWAY		1-2-0		1-6-0		2-8-0		
0-0-0	0-0-0	0-0-0		NEUTRAL		0-0-0		0-0-0		0-0-0		
<hr/>												
8-14-0	0-1-0	0-0-0		NON-CONFERENCE		1-2-0		0-1-0		7-10-0		
7-3-0	0-0-0	0-0-0		HOME		0-0-0		0-0-0		7-3-0		
1-11-0	0-1-0	0-0-		AWAY		1-2-0		0-1-0		0-7-0		
0-0-0	0-0-0	0-0-0		NEUTRAL		0-0-0		0-0-0		0-0-0		
<hr/>												
10-14-0	0-0-0	0-0-0		CONFERENCE		0-0-0		2-7-0		8-7-0		
7-8-0	0-0-0	0-0-0		HOME		0-0-0		1-2-0		6-6-0		
3-6-0	0-0-0	0-0-0		AWAY		0-0-0		1-5-0		2-1-0		
0-0-0	0-0-0	0-0-0		NEUTRAL		0-0-0		0-0-0		0-0-0		
<hr/>												
RPI S	Opponent	Score		RPI S	Opponent	Score		RPI S	Opponent	Score		
18 A	TCU	0 13						77 A	Lamar	1 4		
								77 A	Lamar	1 4		
								77 A	Lamar	7 3		
								108 A	Seattle	4 7		
								108 A	Seattle	3 5		
								108 A	Seattle	4 6		
								132 A	Utah Valley	2 3		
								132 A	Utah Valley	11 16		
								132 A	Utah Valley	4 2		
								133 A	Texas	5 7		
								147 H	New Mexico St.	3 12		
								147 H	New Mexico St.	9 3		
								147 H	New Mexico St.	3 7		
								151 H	Texas St.	4 3		
								172 H	Washington St.	3 1		
								173 H	Sacramento St.	3 12		
								173 H	Sacramento St.	3 2		
								173 H	Sacramento St.	3 5		
								193 H	Houston Baptist	2 6		
								213 H	Grand Canyon	4 3		
								213 H	Grand Canyon	0 10		
								213 H	Grand Canyon	0 10		
								217 A	Abilene Christian	5 6		
								217 A	Abilene Christian	2 7		
								217 A	Abilene Christian	2 5		
								217 A	Abilene Christian	1 3		
								230 A	A&M-Corpus Christi	0 3		
								230 A	A&M-Corpus Christi	4 5		
								230 H	A&M-Corpus Christi	3 6		
								230 H	A&M-Corpus Christi	2 9		
<hr/>												
LAST 15 GAMES				213 H Grand Canyon		4 3		255 H CSU Bakersfield		6 11		
				213 H Grand Canyon		0 10		255 H CSU Bakersfield		5 0		
				213 H Grand Canyon		0 10		230 A A&M-Corpus Christi		0 3		
				132 A Utah Valley		4 2						
				132 A Utah Valley		2 3						

UTRGV

132 A Utah Valley	11	16
255 H CSU Bakersfield	0	5

RPI	S	Opponent	Score	
255	H	CSU Bakersfield	0	5
255	H	CSU Bakersfield	5	0
255	H	CSU Bakersfield	6	11
274	A	Incarnate Word	5	6
274	H	Incarnate Word	4	3
286	H	Jackson St.	11	4
286	H	Jackson St.	10	4
290	H	North Dakota	12	2
290	H	North Dakota	8	4
290	H	North Dakota	2	1
293	A	Chicago St.	9	2
293	A	Chicago St.	7	1
293	A	Chicago St.	7	12
298	H	Prairie View	11	9
298	H	Prairie View	7	6

U
T
R
G
V

U
T
R
G
V

Average RPI Win: 273		WON-LOST	WINNING	LAST 15	STRENGTH OF		OPP. STRENGTH	TEAM	ADJ	CONF.	ADJ CONF.
Average RPI Loss: 182		RECORD	PCT. RANK	GAMES	SCHEDULE		OF SCHEDULE	RPI	RPI	RPI	RPI
DIV. I ONLY		19-24-0	.44186	196	6-6-0		288	294	277	.41648	282
DIV. I NON-CONF.		3-13-0	.1875	281	0-5-0		113	146	268	.41964	278
TOTALS		RPI 1-25	RPI 26-50		W-L RECORDS		RPI 51-100		RPI 101-150		RPI 150+
19-24-0	0-1-0	0-4-0		OVERALL		0-2-0		1-1-0		18-16-0	
8-8-0	0-0-0	0-0-0		HOME		0-0-0		0-0-0		8-8-0	
6-13-0	0-1-0	0-3-0		AWAY		0-1-0		0-1-0		6-7-0	
5-3-0	0-0-0	0-1-0		NEUTRAL		0-1-0		1-0-0		4-1-0	
3-13-0	0-1-0	0-4-0		NON-CONFERENCE		0-2-0		1-1-0		2-5-0	
1-4-0	0-0-0	0-0-0		HOME		0-0-0		0-0-0		1-4-0	
0-7-0	0-1-0	0-0-		AWAY		0-1-0		0-1-0		0-1-0	
2-2-0	0-0-0	0-1-0		NEUTRAL		0-1-0		1-0-0		1-0-0	
16-11-0	0-0-0	0-0-0		CONFERENCE		0-0-0		0-0-0		16-11-0	
7-4-0	0-0-0	0-0-0		HOME		0-0-0		0-0-0		7-4-0	
6-6-0	0-0-0	0-0-0		AWAY		0-0-0		0-0-0		6-6-0	
3-1-0	0-0-0	0-0-0		NEUTRAL		0-0-0		0-0-0		3-1-0	
RPI S	Opponent	Score	RPI S	Opponent	Score	RPI S	Opponent	Score	RPI S	Opponent	Score
22 A	Dallas Baptist	9 15	31 N	Gonzaga	3 18	53 A	Houston	1 7	103 A	SFA	3 17
			41 A	Sam Houston St.	0 14	95 N	Notre Dame	5 6	110 N	Bradley	9 7
			41 A	Sam Houston St.	0 5				156 N	Alabama St.	5 7
			41 A	Sam Houston St.	3 10				189 H	Ill.-Chicago	8 22
									189 H	Ill.-Chicago	5 22
									189 H	Ill.-Chicago	3 17
									189 H	Ill.-Chicago	8 5
									193 A	Houston Baptist	3 7
									193 H	Houston Baptist	6 7
									271 A	Ark.-Pine Bluff	2 5
									271 A	Ark.-Pine Bluff	4 7
									271 A	Ark.-Pine Bluff	6 8
									271 H	Ark.-Pine Bluff	4 17
									271 H	Ark.-Pine Bluff	9 4
									271 H	Ark.-Pine Bluff	6 5
									271 N	Ark.-Pine Bluff	10 0
									274 N	Incarnate Word	3 1
									283 A	Grambling	4 5
									283 A	Grambling	21 14
									283 A	Grambling	4 6
									283 H	Grambling	2 3
									283 H	Grambling	5 3
									286 N	Jackson St.	15 4
									286 N	Jackson St.	10 2
									296 A	Southern U.	13 5
									296 A	Southern U.	6 5
									296 A	Southern U.	5 2
Non-Div. I Games:		Huston-Tillotson	2 7	Jarvis Christian	8 3	Wiley	15 5	Jarvis Christian	2 6	Texas Southern	
		Wiley	8 6	Huston-Tillotson	11 5	Jarvis Christian	7 3				

296 H Southern U.	10	0
296 H Southern U.	5	4

RPI	S	Opponent	Score	
296	H	Southern U.	5	4
296	H	Southern U.	10	0
296	H	Southern U.	8	6
298	A	Prairie View	2	12
298	A	Prairie View	24	5
298	A	Prairie View	11	3
298	H	Prairie View	4	5
298	H	Prairie View	6	5
298	H	Prairie View	8	12

Texas Southern

T
e
x
a
s
S
o
u
t
h
e
r
n

T
e
x
a
s
S
o
u
t
h
e
r
n

Average RPI Win: 293		WON-LOST	WINNING	LAST 15	STRENGTH OF		OPP. STRENGTH	TEAM	ADJ	CONF.	ADJ CONF.
Average RPI Loss: 173		RECORD	PCT. RANK	GAMES	SCHEDULE		OF SCHEDULE	RPI	RPI	RPI	RPI
DIV. I ONLY		17-27-0	.38636	230	4-10-0		295	288	283	.41431	283
DIV. I NON-CONF.		0-13-0	0	296	0-1-0		13	1	267	.42695	270
TOTALS		RPI 1-25	RPI 26-50		W-L RECORDS		RPI 51-100		RPI 101-150		RPI 150+
17-27-0		0-4-0	0-3-0		OVERALL		0-4-0		0-2-0		17-14-0
5-9-0		0-0-0	0-0-0		HOME		0-3-0		0-0-0		5-6-0
11-15-0		0-4-0	0-3-0		AWAY		0-1-0		0-2-0		11-5-0
1-3-0		0-0-0	0-0-0		NEUTRAL		0-0-0		0-0-0		1-3-0
0-13-0		0-4-0	0-3-0		NON-CONFERENCE		0-4-0		0-2-0		0-0-0
0-3-0		0-0-0	0-0-0		HOME		0-3-0		0-0-0		0-0-0
0-10-0		0-4-0	0-0-		AWAY		0-1-0		0-2-0		0-0-0
0-0-0		0-0-0	0-0-0		NEUTRAL		0-0-0		0-0-0		0-0-0
17-14-0		0-0-0	0-0-0		CONFERENCE		0-0-0		0-0-0		17-14-0
5-6-0		0-0-0	0-0-0		HOME		0-0-0		0-0-0		5-6-0
11-5-0		0-0-0	0-0-0		AWAY		0-0-0		0-0-0		11-5-0
1-3-0		0-0-0	0-0-0		NEUTRAL		0-0-0		0-0-0		1-3-0
RPI S	Opponent	Score	RPI S	Opponent	Score	RPI S	Opponent	Score	RPI S	Opponent	Score
5 A	Ole Miss	2 15	32 A	Louisiana Tech	2 10	80 H	Pittsburgh	6 16	122 A	Arkansas	4 14
5 A	Ole Miss	1 6	32 A	Louisiana Tech	3 7	80 H	Pittsburgh	5 18	122 A	Arkansas	2 3
5 A	Ole Miss	3 7	47 A	Northwestern St.	1 2	80 H	Pittsburgh	6 14	271 A	Ark.-Pine Bluff	7 1
7 A	LSU	11 14				84 A	New Orleans	8 11	271 A	Ark.-Pine Bluff	7 8
									271 A	Ark.-Pine Bluff	4 12
									271 H	Ark.-Pine Bluff	3 4
									271 H	Ark.-Pine Bluff	11 14
									271 H	Ark.-Pine Bluff	5 15
									282 A	Texas Southern	3 5
									282 A	Texas Southern	3 2
									282 H	Texas Southern	14 21
									282 H	Texas Southern	5 4
									282 H	Texas Southern	6 4
									286 A	Jackson St.	2 4
									286 H	Jackson St.	10 16
									292 A	Alcorn	12 3
									292 H	Alcorn	8 11
									292 N	Alcorn	7 8
									296 A	Southern U.	10 8
									296 A	Southern U.	16 11
									296 A	Southern U.	11 7
									296 A	Southern U.	3 10
									296 A	Southern U.	9 5
									296 A	Southern U.	10 9
									296 N	Southern U.	3 6
									296 N	Southern U.	15 0
									298 A	Prairie View	8 7
LAST 15 GAMES											
			296 N	Southern U.	3 6	298 A	Prairie View	13 3	296 A	Southern U.	9 5
			292 N	Alcorn	7 8	298 A	Prairie View	13 2	296 A	Southern U.	10 9
			286 A	Jackson St.	2 4	298 A	Prairie View	8 7	296 N	Southern U.	3 6
			286 H	Jackson St.	10 16				296 N	Southern U.	15 0
			271 H	Ark.-Pine Bluff	11 14				298 A	Prairie View	8 7
Non-Div. I Games:		Jarvis Christian	16 6	Manhattan Chrst.	11 0	Manhattan Chrst.		19 0	Manhattan Chrst.		3 2
		Texas Col.	20 7						Grambling		

271 H Ark.-Pine Bluff	5	15
271 H Ark.-Pine Bluff	3	4

RPI	S	Opponent	Score	
298	A	Prairie View	13	3
298	A	Prairie View	13	2
298	H	Prairie View	11	7
298	H	Prairie View	8	4
298	H	Prairie View	13	6
298	N	Prairie View	3	4

Grambling

G
r
a
m
b
l
i
n
g

G
r
a
m
b
l
i
n
g

Average RPI Win:	241	WON-LOST RECORD	WINNING PCT. RANK	LAST 15 GAMES	STRENGTH OF SCHEDULE	OPP. STRENGTH OF SCHEDULE	TEAM RPI	ADJ RPI	CONF. RPI	ADJ CONF. RPI	
Average RPI Loss:	183										
DIV. I ONLY	11-39-0	.22	293	3-12-0	229	279	285	.4114	284	29	29
DIV. I NON-CONF.	6-20-0	.23077	277	0-2-0	195	270	257	.43989	257	28	28
<hr/>											
TOTALS	RPI 1-25	RPI 26-50		W-L RECORDS	RPI 51-100		RPI 101-150		RPI 150+		
11-39-0	0-0-0	0-3-0		OVERALL	0-0-0		0-4-0		11-32-0		
4-11-0	0-0-0	0-0-0		HOME	0-0-0		0-1-0		4-10-0		
7-28-0	0-0-0	0-3-0		AWAY	0-0-0		0-3-0		7-22-0		
0-0-0	0-0-0	0-0-0		NEUTRAL	0-0-0		0-0-0		0-0-0		
6-20-0	0-0-0	0-3-0		NON-CONFERENCE	0-0-0		0-4-0		6-13-0		
1-2-0	0-0-0	0-0-0		HOME	0-0-0		0-1-0		1-1-0		
5-18-0	0-0-0	0-0-		AWAY	0-0-0		0-3-0		5-12-0		
0-0-0	0-0-0	0-0-0		NEUTRAL	0-0-0		0-0-0		0-0-0		
5-19-0	0-0-0	0-0-0		CONFERENCE	0-0-0		0-0-0		5-19-0		
3-9-0	0-0-0	0-0-0		HOME	0-0-0		0-0-0		3-9-0		
2-10-0	0-0-0	0-0-0		AWAY	0-0-0		0-0-0		2-10-0		
0-0-0	0-0-0	0-0-0		NEUTRAL	0-0-0		0-0-0		0-0-0		
RPI	S	Opponent	Score	RPI	S	Opponent	Score	RPI	S	Opponent	Score
				27	A	UNCW	1 11				
				27	A	UNCW	7 19				
				27	A	UNCW	4 11				
								106	A	Rutgers	8 13
								135	A	St. John's (NY)	3 13
								135	H	St. John's (NY)	2 5
								146	A	Seton Hall	4 5
								155	A	Gardner-Webb	8 9
								155	A	Gardner-Webb	2 4
								155	A	Gardner-Webb	1 11
								155	A	Gardner-Webb	2 3
								160	A	Stony Brook	2 11
								160	A	Stony Brook	4 15
								160	H	Stony Brook	7 0
								161	H	Sacred Heart	3 4
								168	A	Davidson	1 16
								168	A	Davidson	1 9
								180	A	Monmouth	2 9
								180	A	Monmouth	0 1
								180	A	Monmouth	2 1
								183	H	Fairfield	1 7
								183	H	Fairfield	1 2
								183	H	Fairfield	7 8
								196	A	Canisius	0 10
								196	A	Canisius	0 10
								196	A	Canisius	6 7
								201	A	Fordham	2 19
								203	A	Central Conn. St.	4 5
								203	A	Central Conn. St.	6 3
								215	A	Manhattan	5 3
LAST 15 GAMES											
				215	A	Manhattan	5 3	180	A	Monmouth	2 1
				215	A	Manhattan	6 11	180	A	Monmouth	2 9
				215	A	Manhattan	1 9	180	A	Monmouth	0 1
				161	H	Sacred Heart	3 4				
				243	H	Siena	3 2				

Non-Div. I Games:

Iona

I
o
n
a

243 H Siena	3	4
243 H Siena	6	12

RPI	S	Opponent	Score	
215	A	Manhattan	1	9
215	A	Manhattan	6	11
216	A	Quinnipiac	2	3
216	A	Quinnipiac	3	4
216	A	Quinnipiac	0	2
243	H	Siena	6	12
243	H	Siena	3	2
243	H	Siena	3	4
252	H	Marist	6	7
252	H	Marist	2	1
252	H	Marist	3	2
267	H	Niagara	5	18
267	H	Niagara	0	1
267	H	Niagara	5	15
285	A	UNC Asheville	6	5
285	A	UNC Asheville	14	4
285	A	UNC Asheville	10	9
287	A	N.C. A&T	5	12
287	A	N.C. A&T	13	14
287	A	N.C. A&T	7	3

I
o
n
a

Iona

Average RPI Win:		207	WON-LOST RECORD		WINNING PCT. RANK	LAST 15 GAMES	STRENGTH OF SCHEDULE		OPP. STRENGTH OF SCHEDULE	TEAM RPI	ADJ RPI	CONF. RPI	ADJ CONF. RPI				
Average RPI Loss:		186															
DIV. I ONLY			16-38-0		.2963	274	3-12-0		269	224	286	.4078	285	17	17		
DIV. I NON-CONF.			11-19-0		.36667	220	2-2-0		289	277	282	.40411	282	19	19		
TOTALS		RPI 1-25	RPI 26-50		W-L RECORDS		RPI 51-100		RPI 101-150		RPI 150+						
16-38-0		1-0-0	0-0-0		OVERALL		1-2-0		1-8-0		13-28-0						
10-20-0		0-0-0	0-0-0		HOME		1-1-0		0-4-0		9-15-0						
5-16-0		1-0-0	0-0-0		AWAY		0-1-0		1-4-0		3-11-0						
1-2-0		0-0-0	0-0-0		NEUTRAL		0-0-0		0-0-0		1-2-0						
11-19-0		1-0-0	0-0-0		NON-CONFERENCE		1-2-0		1-2-0		8-15-0						
7-11-0		0-0-0	0-0-0		HOME		1-1-0		0-1-0		6-9-0						
3-6-0		1-0-0	0-0-0		AWAY		0-1-0		1-1-0		1-4-0						
1-2-0		0-0-0	0-0-0		NEUTRAL		0-0-0		0-0-0		1-2-0						
5-19-0		0-0-0	0-0-0		CONFERENCE		0-0-0		0-6-0		5-13-0						
3-9-0		0-0-0	0-0-0		HOME		0-0-0		0-3-0		3-6-0						
2-10-0		0-0-0	0-0-0		AWAY		0-0-0		0-3-0		2-7-0						
0-0-0		0-0-0	0-0-0		NEUTRAL		0-0-0		0-0-0		0-0-0						
RPI S	Opponent	Score	RPI S	Opponent	Score	RPI S	Opponent	Score	RPI S	Opponent	Score						
17 A	North Carolina	3 2				76 H	UNCG	12 7	104 H	High Point	4 6						
						81 A	Tennessee	0 11	104 H	High Point	2 11						
						81 H	Tennessee	3 7	104 H	High Point	0 8						
									113 A	Liberty	5 6						
									113 A	Liberty	6 7						
									113 A	Liberty	5 11						
									117 A	Western Caro.	8 0						
									130 A	Furman	6 8						
									130 H	Furman	3 4						
									155 H	Gardner-Webb	1 12						
									155 H	Gardner-Webb	1 6						
									155 H	Gardner-Webb	6 11						
									157 A	Longwood	3 6						
									157 A	Longwood	4 7						
									157 A	Longwood	1 2						
									170 H	Winthrop	10 7						
									170 H	Winthrop	2 9						
									170 H	Winthrop	2 5						
									180 N	Monmouth	7 8						
									191 A	Wofford	5 8						
									191 H	Wofford	10 8						
									192 A	Tennessee Tech	4 9						
									202 A	Radford	3 8						
									202 A	Radford	3 7						
									202 A	Radford	1 6						
									209 H	Presbyterian	22 9						
									209 H	Presbyterian	7 4						
			LAST 15 GAMES			202 A	Radford	3 7	76 H	UNCG	12 7	202 A	Radford	3 8			
						202 A	Radford	3 8	130 H	Furman	3 4	202 A	Radford	3 7			
						202 A	Radford	1 6	157 A	Longwood	3 6	202 A	Radford	1 6			
						192 A	Tennessee Tech	4 9				209 H	Presbyterian	22 9			
						155 H	Gardner-Webb	1 6				209 H	Presbyterian	7 4			

Non-Div. I Games:

UNC Asheville

155	H	Gardner-Webb	1	12
155	H	Gardner-Webb	6	11

RPI	S	Opponent	Score	
209	H	Presbyterian	8	13
223	A	USC Upstate	3	9
223	H	USC Upstate	3	9
237	H	Ohio	7	5
237	H	Ohio	8	14
237	H	Ohio	5	12
238	A	Charleston So.	7	1
238	A	Charleston So.	9	8
238	A	Charleston So.	7	9
239	A	Appalachian St.	8	3
239	N	Appalachian St.	0	8
247	A	ETSU	1	9
247	H	ETSU	7	5
269	N	Rider	19	4
278	H	N.C. Central	2	5
278	H	N.C. Central	6	5
278	H	N.C. Central	2	6
284	H	Iona	5	6
284	H	Iona	4	14
284	H	Iona	9	10
289	H	Mt. St. Mary's	8	2
289	H	Mt. St. Mary's	1	2
289	H	Mt. St. Mary's	8	5

UNC Asheville

U
N
C
A
s
h
e
v
i
l
l
e

U
N
C
A
s
h
e
v
i
l
l
e

Average RPI Win: 276		WON-LOST RECORD		WINNING PCT. RANK		LAST 15 GAMES		STRENGTH OF SCHEDULE		OPP. STRENGTH OF SCHEDULE		TEAM RPI		ADJ RPI		CONF. RPI		ADJ CONF. RPI	
DIV. I ONLY		25-26-0		.4902 162		10-5-0		300		293		284		.4064 286		32		32	
DIV. I NON-CONF.		5-14-0		.26316 269		0-1-0		272		225		293		.38927 293		32		32	
TOTALS		RPI 1-25		RPI 26-50		W-L RECORDS		RPI 51-100		RPI 101-150		RPI 150+							
25-26-0		0-0-0		0-2-0		OVERALL		0-2-0		2-2-0		23-20-0							
12-10-0		0-0-0		0-1-0		HOME		0-1-0		2-1-0		10-7-0							
10-13-0		0-0-0		0-1-0		AWAY		0-1-0		0-1-0		10-10-0							
3-3-0		0-0-0		0-0-0		NEUTRAL		0-0-0		0-0-0		3-3-0							
5-14-0		0-0-0		0-2-0		NON-CONFERENCE		0-2-0		2-2-0		3-8-0							
4-5-0		0-0-0		0-1-0		HOME		0-1-0		2-1-0		2-2-0							
1-9-0		0-0-0		0-0-		AWAY		0-1-0		0-1-0		1-6-0							
0-0-0		0-0-0		0-0-0		NEUTRAL		0-0-0		0-0-0		0-0-0							
20-12-0		0-0-0		0-0-0		CONFERENCE		0-0-0		0-0-0		20-12-0							
8-5-0		0-0-0		0-0-0		HOME		0-0-0		0-0-0		8-5-0							
9-4-0		0-0-0		0-0-0		AWAY		0-0-0		0-0-0		9-4-0							
3-3-0		0-0-0		0-0-0		NEUTRAL		0-0-0		0-0-0		3-3-0							
RPI	S	Opponent	Score	RPI	S	Opponent	Score	RPI	S	Opponent	Score	RPI	S	Opponent	Score				
				34	A	Southeastern La.	0 15	84	A	New Orleans	4 13	134	H	Florida A&M	4 3				
				34	H	Southeastern La.	8 12	84	H	New Orleans	9 11	134	H	Florida A&M	16 9				
												134	H	Florida A&M	2 15				
												149	A	La.-Monroe	7 10				
												156	A	Alabama St.	1 6				
												156	A	Alabama St.	2 7				
												156	A	Alabama St.	3 4				
												156	H	Alabama St.	4 7				
												156	H	Alabama St.	1 13				
												156	H	Alabama St.	4 15				
												228	A	Georgia St.	5 11				
												228	A	Georgia St.	13 12				
												264	A	UT Martin	3 13				
												264	A	UT Martin	8 11				
												264	A	UT Martin	4 10				
												264	H	UT Martin	9 2				
												264	H	UT Martin	9 18				
												264	H	UT Martin	8 5				
												264	H	UT Martin	2 12				
												271	N	Ark.-Pine Bluff	4 2				
												281	A	UTRGV	4 11				
												281	A	UTRGV	4 10				
												282	N	Texas Southern	2 10				
												282	N	Texas Southern	4 15				
												283	A	Grambling	16 10				
												283	H	Grambling	4 2				
												292	A	Alcorn	4 5				
Non-Div. I Games:		Tougaloo		10 0		Tougaloo		8 3		Tougaloo		6 1		LeMoyne-Owen		23 2			
		Concordia (AL)		17 1		Concordia (AL)		8 0		LeMoyne-Owen		20 3		Concordia (AL)		21 0			

Non-Div. I Games: Concordia (AL)

9	1
283 A Grambling	16 10
296 A Southern U.	21 3

RPI	S	Opponent	Score	
292	A	Alcorn	11	6
292	H	Alcorn	6	9
292	H	Alcorn	5	1
292	H	Alcorn	11	5
292	N	Alcorn	2	3
296	A	Southern U.	21	3
296	N	Southern U.	4	0
297	A	Alabama A&M	20	1
297	A	Alabama A&M	22	4
297	A	Alabama A&M	10	9
297	H	Alabama A&M	14	4
297	H	Alabama A&M	3	6
297	H	Alabama A&M	7	6
297	N	Alabama A&M	15	3
300	A	Mississippi Val.	10	3
300	A	Mississippi Val.	19	9
300	A	Mississippi Val.	16	5
300	H	Mississippi Val.	9	7
300	H	Mississippi Val.	6	2
300	H	Mississippi Val.	6	1

Jackson St.

J
a
c
k
s
o
n
s
t
.

J
a
c
k
s
o
n
s
t
.

Average RPI Win: 232		WON-LOST RECORD		WINNING PCT. RANK		LAST 15 GAMES		STRENGTH OF SCHEDULE		OPP. STRENGTH OF SCHEDULE		TEAM RPI		ADJ RPI		CONF. RPI		ADJ CONF. RPI				
DIV. I ONLY		13-41-0		.24074 287		4-11-0		247		262		287		.40137 287		31		31				
DIV. I NON-CONF.		7-23-0		.23333 276		1-5-0		177		240		279		.41899 279		31		31				
TOTALS		RPI 1-25		RPI 26-50		W-L RECORDS		RPI 51-100		RPI 101-150		RPI 150+										
13-41-0		0-2-0		0-1-0		OVERALL		1-1-0		0-9-0		12-28-0										
8-20-0		0-1-0		0-0-0		HOME		0-0-0		0-6-0		8-13-0										
4-21-0		0-1-0		0-1-0		AWAY		0-1-0		0-3-0		4-15-0										
1-0-0		0-0-0		0-0-0		NEUTRAL		1-0-0		0-0-0		0-0-0										
7-23-0		0-2-0		0-1-0		NON-CONFERENCE		1-1-0		0-3-0		6-16-0										
4-12-0		0-1-0		0-0-0		HOME		0-0-0		0-3-0		4-8-0										
2-11-0		0-1-0		0-0-		AWAY		0-1-0		0-0-0		2-8-0										
1-0-0		0-0-0		0-0-0		NEUTRAL		1-0-0		0-0-0		0-0-0										
6-18-0		0-0-0		0-0-0		CONFERENCE		0-0-0		0-6-0		6-12-0										
4-8-0		0-0-0		0-0-0		HOME		0-0-0		0-3-0		4-5-0										
2-10-0		0-0-0		0-0-0		AWAY		0-0-0		0-3-0		2-7-0										
0-0-0		0-0-0		0-0-0		NEUTRAL		0-0-0		0-0-0		0-0-0										
RPI	S	Opponent		Score		RPI	S	Opponent		Score		RPI	S	Opponent		Score						
10	A	North Carolina St.		1	25	35	A	East Carolina		2	11	76	A	UNCG		2	6	134	A	Florida A&M	2	12
10	H	North Carolina St.		1	9							76	N	UNCG		9	8	134	A	Florida A&M	2	7
																		134	A	Florida A&M	4	20
																		134	H	Florida A&M	3	5
																		134	H	Florida A&M	11	22
																		134	H	Florida A&M	7	17
																		145	H	Navy	4	11
																		145	H	Navy	1	6
																		145	H	Navy	8	14
																		154	A	Charlotte	9	7
																		155	A	Gardner-Webb	6	10
																		155	H	Gardner-Webb	0	1
																		162	A	Campbell	8	10
																		162	A	Campbell	3	15
																		162	A	Campbell	1	14
																		163	A	Bethune-Cookman	7	9
																		163	A	Bethune-Cookman	2	4
																		163	A	Bethune-Cookman	14	10
																		163	H	Bethune-Cookman	2	23
																		163	H	Bethune-Cookman	0	6
																		163	H	Bethune-Cookman	6	7
								LAST 15 GAMES										170	A	Winthrop	0	7
								134 A Florida A&M		2	12	239	A	Appalachian St.		9	10	170	H	Winthrop	4	15
								134 A Florida A&M		2	7	163	H	Bethune-Cookman		2	23	208	A	Elon	6	9
								134 A Florida A&M		4	20	163	H	Bethune-Cookman		6	7	208	H	Elon	8	7
								288 H Savannah St.		18	7							209	A	Presbyterian	5	3
								288 H Savannah St.		4	3							209	H	Presbyterian	6	10

Non-Div. I Games:

N.C. A&T

288	H	Savannah St.	6	4
208	A	Elon	6	9

RPI	S	Opponent	Score	
211	H	Albany (NY)	13	4
211	H	Albany (NY)	3	14
211	H	Albany (NY)	2	9
239	A	Appalachian St.	9	10
239	H	Appalachian St.	6	7
247	A	ETSU	5	15
247	H	ETSU	5	17
278	A	N.C. Central	4	8
278	A	N.C. Central	3	4
278	A	N.C. Central	0	8
278	H	N.C. Central	15	2
278	H	N.C. Central	4	7
278	H	N.C. Central	6	8
284	H	Iona	14	13
284	H	Iona	12	5
284	H	Iona	3	7
288	A	Savannah St.	1	6
288	A	Savannah St.	7	5
288	A	Savannah St.	3	4
288	H	Savannah St.	6	4
288	H	Savannah St.	4	3
288	H	Savannah St.	18	7

Average RPI Win: 238		WON-LOST RECORD		WINNING PCT. RANK		LAST 15 GAMES		STRENGTH OF SCHEDULE		OPP. STRENGTH OF SCHEDULE		TEAM RPI		ADJ RPI		CONF. RPI		ADJ CONF. RPI					
DIV. I ONLY		12-40-0		.23077 289		3-12-0		258		278		288		.39638 288		31		31					
DIV. I NON-CONF.		5-23-0		.17857 285		0-3-0		217		289		291		.39963 291		31		31					
TOTALS		RPI 1-25		RPI 26-50		W-L RECORDS		RPI 51-100		RPI 101-150		RPI 150+											
12-40-0		0-1-0		0-0-0		OVERALL		0-6-0		2-5-0		10-28-0											
7-17-0		0-0-0		0-0-0		HOME		0-2-0		1-2-0		6-13-0											
5-20-0		0-1-0		0-0-0		AWAY		0-3-0		1-2-0		4-14-0											
0-3-0		0-0-0		0-0-0		NEUTRAL		0-1-0		0-1-0		0-1-0											
5-23-0		0-1-0		0-0-0		NON-CONFERENCE		0-6-0		0-1-0		5-15-0											
2-10-0		0-0-0		0-0-0		HOME		0-2-0		0-0-0		2-8-0											
3-10-0		0-1-0		0-0-		AWAY		0-3-0		0-0-0		3-6-0											
0-3-0		0-0-0		0-0-0		NEUTRAL		0-1-0		0-1-0		0-1-0											
7-17-0		0-0-0		0-0-0		CONFERENCE		0-0-0		2-4-0		5-13-0											
5-7-0		0-0-0		0-0-0		HOME		0-0-0		1-2-0		4-5-0											
2-10-0		0-0-0		0-0-0		AWAY		0-0-0		1-2-0		1-8-0											
0-0-0		0-0-0		0-0-0		NEUTRAL		0-0-0		0-0-0		0-0-0											
RPI	S	Opponent		Score		RPI	S	Opponent		Score		RPI	S	Opponent		Score							
20	A	Georgia Tech		3	21							61	A	North Florida		4	7	134	A	Florida A&M	10	5	
												61	H	North Florida		3	7	134	A	Florida A&M	4	11	
												72	N	Iowa		4	14	134	A	Florida A&M	6	9	
												78	A	Ga. Southern		1	16	134	H	Florida A&M	2	7	
												87	A	Mercer		6	16	134	H	Florida A&M	5	12	
												87	H	Mercer		3	7	134	H	Florida A&M	2	1	
																		146	N	Seton Hall		3	4
																		157	A	Longwood		6	7
																		157	A	Longwood		5	6
																		157	A	Longwood		4	9
																		163	A	Bethune-Cookman		6	7
																		163	A	Bethune-Cookman		0	3
																		163	A	Bethune-Cookman		7	12
																		163	H	Bethune-Cookman		1	5
																		163	H	Bethune-Cookman		5	6
																		163	H	Bethune-Cookman		10	6
																		177	H	Ball St.		3	7
																		177	H	Ball St.		1	10
																		209	A	Presbyterian		1	16
																		222	H	St. Bonaventure		2	9
																		222	H	St. Bonaventure		1	10
																		222	H	St. Bonaventure		4	7
																		222	H	St. Bonaventure		7	1
																		228	A	Georgia St.		10	6
																		228	A	Georgia St.		1	4
																		238	H	Charleston So.		4	10
																		253	H	LIU Brooklyn		3	4

Non-Div. I Games:

Savannah St.

Savannah St.

287 A N.C. A&T	3	4
287 A N.C. A&T	4	6

Through Games Of May 28, 2016

RPI	S	Opponent	Score	
253	H	LIU Brooklyn	3	11
253	H	LIU Brooklyn	3	2
262	N	Bowling Green	1	10
278	A	N.C. Central	5	9
278	A	N.C. Central	4	2
278	A	N.C. Central	1	2
278	H	N.C. Central	5	9
278	H	N.C. Central	2	0
278	H	N.C. Central	4	5
287	A	N.C. A&T	7	18
287	A	N.C. A&T	3	4
287	A	N.C. A&T	4	6
287	H	N.C. A&T	6	1
287	H	N.C. A&T	4	3
287	H	N.C. A&T	5	7
297	A	Alabama A&M	9	12
297	A	Alabama A&M	3	2
297	A	Alabama A&M	17	12

Savannah St.

S
a
v
a
n
n
a
h
S
t
.

S
a
v
a
n
n
a
h
S
t
.

Average RPI Win: 249		WON-LOST	WINNING	LAST 15	STRENGTH OF		OPP. STRENGTH	TEAM	ADJ		CONF.	ADJ CONF.
Average RPI Loss: 193		RECORD	PCT. RANK	GAMES	SCHEDULE		OF SCHEDULE	RPI	RPI		RPI	RPI
DIV. I ONLY		11-37-0	.22917	291	4-11-0		272	281	289		26	26
DIV. I NON-CONF.		3-13-0	.1875	281	0-0-0		283	296	297		26	26
TOTALS		RPI 1-25	RPI 26-50		W-L RECORDS		RPI 51-100		RPI 101-150		RPI 150+	
11-37-0		0-0-0	0-5-0		OVERALL		0-3-0		0-0-0		11-29-0	
4-16-0		0-0-0	0-4-0		HOME		0-0-0		0-0-0		4-12-0	
7-17-0		0-0-0	0-1-0		AWAY		0-3-0		0-0-0		7-13-0	
0-4-0		0-0-0	0-0-0		NEUTRAL		0-0-0		0-0-0		0-4-0	
3-13-0		0-0-0	0-1-0		NON-CONFERENCE		0-3-0		0-0-0		3-9-0	
1-3-0		0-0-0	0-0-0		HOME		0-0-0		0-0-0		1-3-0	
2-10-0		0-0-0	0-0-		AWAY		0-3-0		0-0-0		2-6-0	
0-0-0		0-0-0	0-0-0		NEUTRAL		0-0-0		0-0-0		0-0-0	
8-24-0		0-0-0	0-4-0		CONFERENCE		0-0-0		0-0-0		8-20-0	
3-13-0		0-0-0	0-4-0		HOME		0-0-0		0-0-0		3-9-0	
5-7-0		0-0-0	0-0-0		AWAY		0-0-0		0-0-0		5-7-0	
0-4-0		0-0-0	0-0-0		NEUTRAL		0-0-0		0-0-0		0-4-0	
RPI S	Opponent	Score	RPI S	Opponent	Score	RPI S	Opponent	Score	RPI S	Opponent	Score	
			26 A	Wake Forest	2 8	82 A	Jacksonville	7 15	161 N	Sacred Heart	1 7	
			29 H	Bryant	1 19	82 A	Jacksonville	3 14	161 N	Sacred Heart	1 8	
			29 H	Bryant	1 12	82 A	Jacksonville	2 13	161 N	Sacred Heart	3 5	
			29 H	Bryant	0 6				161 N	Sacred Heart	0 8	
			29 H	Bryant	0 8				171 A	UMBC	1 3	
									171 A	UMBC	3 9	
									171 H	UMBC	5 3	
									203 A	Central Conn. St.	4 19	
									203 A	Central Conn. St.	6 4	
									203 A	Central Conn. St.	0 6	
									203 A	Central Conn. St.	0 2	
									225 A	Towson	7 8	
									246 H	Buffalo	0 15	
									246 H	Buffalo	0 2	
									248 A	Fairleigh Dickinson	13 6	
									248 A	Fairleigh Dickinson	0 6	
									248 A	Fairleigh Dickinson	3 4	
									248 A	Fairleigh Dickinson	4 9	
									248 H	Fairleigh Dickinson	5 2	
									248 H	Fairleigh Dickinson	0 1	
									248 H	Fairleigh Dickinson	1 4	
									248 H	Fairleigh Dickinson	2 17	
									253 H	LIU Brooklyn	1 6	
									253 H	LIU Brooklyn	2 1	
									253 H	LIU Brooklyn	2 6	
									253 H	LIU Brooklyn	5 4	
									258 A	Wagner	8 9	
LAST 15 GAMES												
			29 H	Bryant	1 19		161 N	Sacred Heart	3 5			
			29 H	Bryant	1 12		253 H	LIU Brooklyn	2 6			
			29 H	Bryant	0 8		253 H	LIU Brooklyn	2 1			
			29 H	Bryant	0 6							
			161 N	Sacred Heart	0 8							

Non-Div. I Games:

Mt. St. Mary's

161 N Sacred Heart	1	7
161 N Sacred Heart	1	8

RPI	S	Opponent	Score	
258	A	Wagner	2	1
258	A	Wagner	6	5
258	A	Wagner	3	0
258	H	Wagner	4	17
258	H	Wagner	0	2
258	H	Wagner	6	14
258	H	Wagner	4	20
285	A	UNC Asheville	5	8
285	A	UNC Asheville	2	8
285	A	UNC Asheville	2	1
294	A	UMES	2	9
299	A	Coppin St.	16	6
299	H	Coppin St.	9	12

Mt. St. Mary's

M
t
.
S
t
.
M
a
r
y
'
s

M
t
.
S
t
.
M
a
r
y
'
s

Average RPI Win:	155	WON-LOST	WINNING	LAST 15	STRENGTH OF	OPP. STRENGTH	TEAM	ADJ	CONF.	ADJ CONF.		
Average RPI Loss:	185	RECORD	PCT. RANK	GAMES	SCHEDULE	OF SCHEDULE	RPI	RPI	RPI	RPI		
DIV. I ONLY		7-37-0	.15909	299	1-13-0	260	219	290	.39328	290	28	28
DIV. I NON-CONF.		3-14-0	.17647	288	0-2-0	219	59	273	.42529	272	27	27
<hr/>												
TOTALS	RPI 1-25	RPI 26-50		W-L RECORDS		RPI 51-100		RPI 101-150		RPI 150+		
7-37-0	0-0-0	0-3-0		OVERALL		2-4-0		3-6-0		2-24-0		
1-13-0	0-0-0	0-0-0		HOME		0-0-0		1-5-0		0-8-0		
5-23-0	0-0-0	0-3-0		AWAY		2-4-0		2-1-0		1-15-0		
1-1-0	0-0-0	0-0-0		NEUTRAL		0-0-0		0-0-0		1-1-0		
<hr/>												
3-14-0	0-0-0	0-3-0		NON-CONFERENCE		2-4-0		0-0-0		1-7-0		
0-2-0	0-0-0	0-0-0		HOME		0-0-0		0-0-0		0-2-0		
2-11-0	0-0-0	0-0-		AWAY		2-4-0		0-0-0		0-4-0		
1-1-0	0-0-0	0-0-0		NEUTRAL		0-0-0		0-0-0		1-1-0		
<hr/>												
4-23-0	0-0-0	0-0-0		CONFERENCE		0-0-0		3-6-0		1-17-0		
1-11-0	0-0-0	0-0-0		HOME		0-0-0		1-5-0		0-6-0		
3-12-0	0-0-0	0-0-0		AWAY		0-0-0		2-1-0		1-11-0		
0-0-0	0-0-0	0-0-0		NEUTRAL		0-0-0		0-0-0		0-0-0		
<hr/>												
RPI	S	Opponent	Score	RPI	S	Opponent	Score	RPI	S	Opponent	Score	
40	A	Creighton	1 7	62	A	Alabama	2 5	108	H	Seattle	15 2	
40	A	Creighton	1 7	62	A	Alabama	1 2	108	H	Seattle	6 12	
40	A	Creighton	0 5	62	A	Alabama	1 7	108	H	Seattle	5 7	
				90	A	Southern California	5 4	132	A	Utah Valley	4 3	
				90	A	Southern California	1 0	132	A	Utah Valley	9 10	
				90	A	Southern California	6 7	132	A	Utah Valley	13 7	
								147	H	New Mexico St.	0 6	
								147	H	New Mexico St.	0 4	
								147	H	New Mexico St.	2 7	
								173	A	Sacramento St.	3 4	
								173	A	Sacramento St.	0 1	
								173	A	Sacramento St.	2 3	
								186	A	Wichita St.	3 16	
								197	A	North Dakota St.	4 15	
								197	H	North Dakota St.	2 4	
								200	A	Kansas	0 7	
								213	H	Grand Canyon	4 9	
								213	H	Grand Canyon	2 14	
								213	H	Grand Canyon	2 8	
								227	A	South Dakota St.	3 5	
								227	H	South Dakota St.	3 6	
								242	N	Saint Louis	7 2	
LAST 15 GAMES								255	A	CSU Bakersfield	6 10	
255 A CSU Bakersfield				2 16	293 A Chicago St.				4 14	255 A CSU Bakersfield		2 15
255 A CSU Bakersfield				6 10	293 A Chicago St.				1 7	255 A CSU Bakersfield		2 16
255 A CSU Bakersfield				2 15	293 A Chicago St.				18 4	255 A CSU Bakersfield		2 5
147 H New Mexico St.				2 7					268 H Northern Colo.		2 6	
147 H New Mexico St.				0 4					268 H Northern Colo.		4 6	

Non-Div. I Games:	Minn.-Crookston	10	9
--------------------------	------------------------	-----------	----------




North Dakota

147	H	New Mexico St.	0	6
227	H	South Dakota St.	3	6

RPI	S	Opponent	Score	
268	H	Northern Colo.	1	8
275	N	Purdue	0	5
281	A	UTRGV	4	8
281	A	UTRGV	2	12
281	A	UTRGV	1	2
293	A	Chicago St.	1	7
293	A	Chicago St.	18	4
293	A	Chicago St.	4	14

N
o
r
t
h
D
a
k
o
t
a

N
o
r
t
h
D
a
k
o
t
a

 Tie,  Loss,  Non-Conf, S Site, H Home, A Away, N Neutral Page 582

Delaware St.

294 H UMES	4	1
270 A Norfolk St.	10	7

Through Games Of May 28, 2016

RPI	S	Opponent	Score
270	A	Norfolk St.	2 5
270	A	Norfolk St.	10 7
270	H	Norfolk St.	0 6
270	H	Norfolk St.	2 6
270	H	Norfolk St.	6 5
277	A	La Salle	5 6
277	H	La Salle	2 4
278	N	N.C. Central	5 10
294	A	UMES	4 2
294	A	UMES	3 4
294	H	UMES	7 12
294	H	UMES	7 1
294	H	UMES	5 14
294	H	UMES	2 5
294	H	UMES	4 3
294	H	UMES	4 1
299	A	Coppin St.	14 6
299	A	Coppin St.	15 5
299	A	Coppin St.	0 3
299	H	Coppin St.	14 4
299	H	Coppin St.	5 4
299	H	Coppin St.	10 9
299	N	Coppin St.	4 15

Delaware St.

D
e
l
a
w
a
r
e
s
t
.

D
e
l
a
w
a
r
e
s
t
.

Average RPI Win: 293		WON-LOST	WINNING	LAST 15	STRENGTH OF	OPP. STRENGTH	TEAM	ADJ	CONF.	ADJ CONF.				
Average RPI Loss: 179		RECORD	PCT. RANK	GAMES	SCHEDULE	OF SCHEDULE	RPI	RPI	RPI	RPI				
DIV. I ONLY		13-36-0	.26531	283	3-12-0	283	297	293	.38962	292	32	32		
DIV. I NON-CONF.		0-16-0	0	296	0-4-0	52	66	290	.40137	288	32	32		
<hr/>														
TOTALS		RPI 1-25	RPI 26-50		W-L RECORDS		RPI 51-100		RPI 101-150		RPI 150+			
13-36-0	0-1-0		0-3-0		OVERALL		0-7-0		0-0-0		13-25-0			
5-10-0	0-0-0		0-0-0		HOME		0-1-0		0-0-0		5-9-0			
5-21-0	0-1-0		0-3-0		AWAY		0-4-0		0-0-0		5-13-0			
3-5-0	0-0-0		0-0-0		NEUTRAL		0-2-0		0-0-0		3-3-0			
<hr/>														
0-16-0	0-1-0		0-3-0		NON-CONFERENCE		0-7-0		0-0-0		0-5-0			
0-2-0	0-0-0		0-0-0		HOME		0-1-0		0-0-0		0-1-0			
0-12-0	0-1-0		0-0-		AWAY		0-4-0		0-0-0		0-4-0			
0-2-0	0-0-0		0-0-0		NEUTRAL		0-2-0		0-0-0		0-0-0			
<hr/>														
13-20-0	0-0-0		0-0-0		CONFERENCE		0-0-0		0-0-0		13-20-0			
5-8-0	0-0-0		0-0-0		HOME		0-0-0		0-0-0		5-8-0			
5-9-0	0-0-0		0-0-0		AWAY		0-0-0		0-0-0		5-9-0			
3-3-0	0-0-0		0-0-0		NEUTRAL		0-0-0		0-0-0		3-3-0			
<hr/>														
RPI	S	Opponent	Score		RPI	S	Opponent	Score		RPI	S	Opponent	Score	
11	A	Mississippi St.	0	14	32	A	Louisiana Tech	4	15	59	N	UConn	3	25
					34	A	Southeastern La.	0	21	62	A	Alabama	0	8
					34	A	Southeastern La.	3	15	62	A	Alabama	5	8
										68	H	Southeast Mo. St.	4	17
										84	A	New Orleans	3	12
										86	N	Missouri St.	1	13
										99	A	Austin Peay	0	12

Non-Div. I Games:

Tougaloo

18 2

Tougaloo

4 1

Tougaloo

4 0

Alcorn

199	A	Virginia Tech	7	23
199	A	Virginia Tech	2	9

RPI	S	Opponent	Score	
297	A	Alabama A&M	16	4
297	H	Alabama A&M	3	13
297	H	Alabama A&M	3	8
297	H	Alabama A&M	6	4
298	N	Prairie View	10	11
300	A	Mississippi Val.	5	6
300	A	Mississippi Val.	10	3
300	A	Mississippi Val.	1	5
300	H	Mississippi Val.	12	4
300	H	Mississippi Val.	9	2
300	H	Mississippi Val.	11	4

Average RPI Win:	238	WON-LOST RECORD	WINNING PCT. RANK	LAST 15 GAMES	STRENGTH OF SCHEDULE	OPP. STRENGTH OF SCHEDULE	TEAM RPI	ADJ RPI	CONF. RPI	ADJ CONF. RPI		
Average RPI Loss:	181											
DIV. I ONLY	12-41-0	.22642	292	3-11-0	274	244	292	.38839	293	28	28	
DIV. I NON-CONF.	6-20-0	.23077	277	0-2-0	269	202	287	.40075	289	27	27	
<hr/>												
TOTALS	RPI 1-25	RPI 26-50		W-L RECORDS	RPI 51-100		RPI 101-150		RPI 150+			
12-41-0	0-0-0	0-1-0		OVERALL	0-3-0		0-13-0		12-24-0			
8-14-0	0-0-0	0-0-0		HOME	0-0-0		0-8-0		8-6-0			
3-24-0	0-0-0	0-0-0		AWAY	0-1-0		0-5-0		3-18-0			
1-3-0	0-0-0	0-1-0		NEUTRAL	0-2-0		0-0-0		1-0-0			
<hr/>												
6-20-0	0-0-0	0-1-0		NON-CONFERENCE	0-3-0		0-4-0		6-12-0			
3-4-0	0-0-0	0-0-0		HOME	0-0-0		0-2-0		3-2-0			
2-13-0	0-0-0	0-0-		AWAY	0-1-0		0-2-0		2-10-0			
1-3-0	0-0-0	0-1-0		NEUTRAL	0-2-0		0-0-0		1-0-0			
<hr/>												
6-21-0	0-0-0	0-0-0		CONFERENCE	0-0-0		0-9-0		6-12-0			
5-10-0	0-0-0	0-0-0		HOME	0-0-0		0-6-0		5-4-0			
1-11-0	0-0-0	0-0-0		AWAY	0-0-0		0-3-0		1-8-0			
0-0-0	0-0-0	0-0-0		NEUTRAL	0-0-0		0-0-0		0-0-0			
<hr/>												
RPI S	Opponent	Score	RPI S	Opponent	Score	RPI S	Opponent	Score	RPI S	Opponent	Score	
			39 N	Boston College	1 7	71 N	Indiana St.	5 14	108 H	Seattle	2 12	
						72 N	Iowa	3 15	108 H	Seattle	1 14	
						95 A	Notre Dame	3 6	108 H	Seattle	4 12	
									132 H	Utah Valley	4 9	
									132 H	Utah Valley	2 14	
									132 H	Utah Valley	3 8	
									136 A	Valparaiso	4 12	
									136 H	Valparaiso	6 10	
									143 A	Milwaukee	2 6	
									143 H	Milwaukee	9 12	
									147 A	New Mexico St.	4 11	
									147 A	New Mexico St.	5 17	
									147 A	New Mexico St.	2 8	
									173 A	Sacramento St.	4 5	
									173 A	Sacramento St.	1 4	
									173 A	Sacramento St.	0 10	
									174 A	Hawaii	1 4	
									174 A	Hawaii	0 14	
									174 A	Hawaii	0 4	
									174 A	Hawaii	1 0	
									189 A	Ill.-Chicago	0 5	
									189 H	Ill.-Chicago	6 3	
									189 H	Ill.-Chicago	3 1	
									205 H	IPFW	4 5	
									213 A	Grand Canyon	2 7	
									213 A	Grand Canyon	5 10	
									213 A	Grand Canyon	4 2	
<hr/>												
LAST 15 GAMES												
	132 H	Utah Valley	2	14	290 H	North Dakota	7	1	189 H	Ill.-Chicago	3	1
	132 H	Utah Valley	4	9	290 H	North Dakota	4	18	205 H	IPFW	4	5
	132 H	Utah Valley	3	8	143 A	Milwaukee	2	6	213 A	Grand Canyon	2	7
	255 A	CSU Bakersfield	2	4					213 A	Grand Canyon	5	10
	255 A	CSU Bakersfield	3	14					213 A	Grand Canyon	4	2

Non-Div. I Games: Otterbein 3 5 Chicago 6 5

Chicago St.

Chicago St.

255 A CSU Bakersfield	5	6
290 H North Dakota	14	4

Through Games Of May 28, 2016

RPI	S	Opponent	Score	
229	H	Western Mich.	6	3
230	A	A&M-Corpus Christi	2	6
230	A	A&M-Corpus Christi	7	1
230	A	A&M-Corpus Christi	6	8
240	N	Villanova	4	3
242	A	Saint Louis	1	7
242	A	Saint Louis	2	8
242	A	Saint Louis	0	7
255	A	CSU Bakersfield	3	14
255	A	CSU Bakersfield	5	6
255	A	CSU Bakersfield	2	4
256	A	Northwestern	5	11
256	H	Northwestern	10	12
268	H	Northern Colo.	5	4
268	H	Northern Colo.	4	2
268	H	Northern Colo.	5	7
281	H	UTRGV	12	7
281	H	UTRGV	1	7
281	H	UTRGV	2	9
290	H	North Dakota	14	4
290	H	North Dakota	4	18
290	H	North Dakota	7	1

Chicago St.

C
h
i
c
a
g
o
s
t
.

C
h
i
c
a
g
o
s
t
.

Average RPI Win:	257	WON-LOST RECORD	WINNING PCT. RANK	LAST 15 GAMES	STRENGTH OF SCHEDULE	OPP. STRENGTH OF SCHEDULE	TEAM RPI	ADJ RPI	CONF. RPI	ADJ CONF. RPI				
Average RPI Loss:	237													
DIV. I ONLY		16-32-0	.33333	258	7-8-0	297	298	294	.38657	294	31	31		
DIV. I NON-CONF.		9-16-0	.36	225	4-2-0	250	284	248	.4485	247	31	31		
<hr/>														
TOTALS	RPI 1-25	RPI 26-50		W-L RECORDS		RPI 51-100		RPI 101-150		RPI 150+				
16-32-0	0-1-0	0-0-0		OVERALL		1-2-0		0-2-0		15-27-0				
6-8-0	0-0-0	0-0-0		HOME		0-0-0		0-1-0		6-7-0				
7-22-0	0-1-0	0-0-0		AWAY		1-2-0		0-1-0		6-18-0				
3-2-0	0-0-0	0-0-0		NEUTRAL		0-0-0		0-0-0		3-2-0				
<hr/>														
9-16-0	0-1-0	0-0-0		NON-CONFERENCE		1-2-0		0-2-0		8-11-0				
3-1-0	0-0-0	0-0-0		HOME		0-0-0		0-1-0		3-0-0				
3-13-0	0-1-0	0-0-		AWAY		1-2-0		0-1-0		2-9-0				
3-2-0	0-0-0	0-0-0		NEUTRAL		0-0-0		0-0-0		3-2-0				
<hr/>														
7-16-0	0-0-0	0-0-0		CONFERENCE		0-0-0		0-0-0		7-16-0				
3-7-0	0-0-0	0-0-0		HOME		0-0-0		0-0-0		3-7-0				
4-9-0	0-0-0	0-0-0		AWAY		0-0-0		0-0-0		4-9-0				
0-0-0	0-0-0	0-0-0		NEUTRAL		0-0-0		0-0-0		0-0-0				
<hr/>														
RPI	S	Opponent	Score		RPI	S	Opponent	Score		RPI	S	Opponent	Score	
25	A	Duke	1	9						76	A	UNCG	2	8
										80	A	Pittsburgh	9	6
										80	A	Pittsburgh	1	9
										145	A	Navy	2	11
										145	H	Navy	4	16
										181	A	Georgetown	9	4
										181	A	Georgetown	5	7
										195	A	Richmond	0	15
										195	A	Richmond	4	7
										214	A	Eastern Ky.	2	20
										214	A	Eastern Ky.	1	17
										214	A	Eastern Ky.	5	4
										214	A	Eastern Ky.	3	14
										245	H	Lehigh	5	4
										245	H	Lehigh	7	6
										248	N	Fairleigh Dickinson	6	4
										248	N	Fairleigh Dickinson	5	7
										248	N	Fairleigh Dickinson	5	1
										257	A	VMI	1	14
										257	A	VMI	3	7
										257	A	VMI	2	23
										270	A	Norfolk St.	1	3
										270	A	Norfolk St.	0	8
										270	A	Norfolk St.	0	6
										270	H	Norfolk St.	6	7
										270	H	Norfolk St.	7	20
										270	H	Norfolk St.	2	11
										289	H	Mt. St. Mary's	9	2
										291	A	Delaware St.	14	5
										291	A	Delaware St.	5	2
LAST 15 GAMES														
					291	A	Delaware St.	12	7	299	H	Coppin St.	8	15
					291	A	Delaware St.	1	7	181	A	Georgetown	5	7
					291	A	Delaware St.	1	4	181	A	Georgetown	9	4
					80	A	Pittsburgh	9	6					
					80	A	Pittsburgh	1	9					

Non-Div. I Games:

UMES

299 H Coppin St.	1	4
299 H Coppin St.	7	3

RPI	S	Opponent	Score	
291	A	Delaware St.	12	7
291	A	Delaware St.	3	4
291	A	Delaware St.	1	7
291	A	Delaware St.	1	4
291	H	Delaware St.	4	3
291	H	Delaware St.	2	4
295	N	Saint Peter's	8	10
295	N	Saint Peter's	17	5
299	A	Coppin St.	1	3
299	A	Coppin St.	4	16
299	A	Coppin St.	7	3
299	A	Coppin St.	6	12
299	H	Coppin St.	1	3
299	H	Coppin St.	1	4
299	H	Coppin St.	4	3
299	H	Coppin St.	8	15
299	H	Coppin St.	7	3

U
M
E
S

U
M
E
S

Average RPI Win:	234	WON-LOST RECORD	WINNING PCT. RANK	LAST 15 GAMES		STRENGTH OF SCHEDULE	OPP. STRENGTH OF SCHEDULE	TEAM RPI	ADJ RPI	CONF. RPI	ADJ CONF. RPI				
DIV. I ONLY		10-42-0	.19231	296	4-11-0	278	283	295	.38625	295	29	29			
DIV. I NON-CONF.		5-23-0	.17857	285	0-3-0	285	286	294	.38691	294	28	28			
<hr/>															
TOTALS	RPI 1-25	RPI 26-50		W-L RECORDS		RPI 51-100		RPI 101-150		RPI 150+					
10-42-0	0-0-0	0-1-0		OVERALL		0-0-0		1-4-0		9-37-0					
1-14-0	0-0-0	0-0-0		HOME		0-0-0		0-0-0		1-14-0					
8-25-0	0-0-0	0-1-0		AWAY		0-0-0		1-4-0		7-20-0					
1-3-0	0-0-0	0-0-0		NEUTRAL		0-0-0		0-0-0		1-3-0					
5-23-0	0-0-0	0-1-0		NON-CONFERENCE		0-0-0		1-4-0		4-18-0					
0-3-0	0-0-0	0-0-0		HOME		0-0-0		0-0-0		0-3-0					
4-17-0	0-0-0	0-0-		AWAY		0-0-0		1-4-0		3-12-0					
1-3-0	0-0-0	0-0-0		NEUTRAL		0-0-0		0-0-0		1-3-0					
5-19-0	0-0-0	0-0-0		CONFERENCE		0-0-0		0-0-0		5-19-0					
1-11-0	0-0-0	0-0-0		HOME		0-0-0		0-0-0		1-11-0					
4-8-0	0-0-0	0-0-0		AWAY		0-0-0		0-0-0		4-8-0					
0-0-0	0-0-0	0-0-0		NEUTRAL		0-0-0		0-0-0		0-0-0					
RPI	S	Opponent	Score	RPI	S	Opponent	Score	RPI	S	Opponent	Score				
				26	A	Wake Forest	2 8			106	A Rutgers	3 12			
										106	A Rutgers	1 10			
										135	A St. John's (NY)	9 8			
										146	A Seton Hall	1 8			
										146	A Seton Hall	4 5			
										160	A Stony Brook	3 7			
										180	H Monmouth	7 11			
										180	H Monmouth	8 7			
										180	H Monmouth	1 4			
										183	H Fairfield	3 11			
										183	H Fairfield	3 8			
										183	H Fairfield	2 12			
										195	A Richmond	2 12			
										195	A Richmond	0 10			
										195	N Richmond	6 12			
										196	A Canisius	7 11			
										196	A Canisius	0 9			
										196	A Canisius	7 8			
										201	A Fordham	2 0			
										211	A Albany (NY)	5 17			
										211	A Albany (NY)	0 5			
										211	A Albany (NY)	2 5			
				LAST 15 GAMES											
				269	A	Rider	8 7	243	A	Siena	6 12	215	H	Manhattan	2 7
				269	A	Rider	11 13	243	A	Siena	1 12	215	H	Manhattan	8 16
				269	A	Rider	3 4	243	A	Siena	3 2	215	H	Manhattan	2 3
				106	A	Rutgers	3 12					234	N	Harvard	1 7
				215	H	Manhattan	2 7					240	A	Villanova	5 1

Non-Div. I Games:

Saint Peter's

215 H Manhattan	8	16
215 H Manhattan	2	3

RPI	S	Opponent	Score
240	A	Villanova	3 7
243	A	Siena	1 12
243	A	Siena	6 12
243	A	Siena	3 2
245	A	Lehigh	3 6
245	H	Lehigh	1 2
250	H	Hofstra	4 11
252	A	Marist	3 1
252	A	Marist	2 9
252	A	Marist	6 4
258	A	Wagner	6 13
263	A	NJIT	0 16
263	A	NJIT	5 6
263	H	NJIT	7 11
267	H	Niagara	0 11
267	H	Niagara	0 13
267	H	Niagara	2 21
269	A	Rider	8 7
269	A	Rider	11 13
269	A	Rider	3 4
277	A	La Salle	7 3
277	A	La Salle	0 1
294	N	UMES	10 8
294	N	UMES	5 17

S
a
i
n
t
P
e
t
e
r
'
s

S
a
i
n
t
P
e
t
e
r
'
s

Average RPI Win:		251	WON-LOST RECORD		WINNING PCT. RANK		LAST 15 GAMES		STRENGTH OF SCHEDULE		OPP. STRENGTH OF SCHEDULE		TEAM RPI		ADJ RPI		CONF. RPI		ADJ CONF. RPI				
DIV. I ONLY			10-31-0		.2439	286	4-10-0		282		291		296		.37523		296	32		32			
DIV. I NON-CONF.			2-11-0		.15385	291	1-4-0		18		6		191		.47418		200	32		32			
TOTALS		RPI 1-25		RPI 26-50				W-L RECORDS		RPI 51-100				RPI 101-150				RPI 150+					
10-31-0		0-1-0		1-5-0				OVERALL		0-2-0				1-2-0				8-21-0					
5-12-0		0-0-0		0-0-0				HOME		0-1-0				0-0-0				5-11-0					
3-13-0		0-1-0		1-4-0				AWAY		0-1-0				1-2-0				1-5-0					
2-6-0		0-0-0		0-1-0				NEUTRAL		0-0-0				0-0-0				2-5-0					
2-11-0		0-1-0		1-5-0				NON-CONFERENCE		0-2-0				1-2-0				0-1-0					
0-1-0		0-0-0		0-0-0				HOME		0-1-0				0-0-0				0-0-0					
2-9-0		0-1-0		1-0-				AWAY		0-1-0				1-2-0				0-1-0					
0-1-0		0-0-0		0-1-0				NEUTRAL		0-0-0				0-0-0				0-0-0					
8-20-0		0-0-0		0-0-0				CONFERENCE		0-0-0				0-0-0				8-20-0					
5-11-0		0-0-0		0-0-0				HOME		0-0-0				0-0-0				5-11-0					
1-4-0		0-0-0		0-0-0				AWAY		0-0-0				0-0-0				1-4-0					
2-5-0		0-0-0		0-0-0				NEUTRAL		0-0-0				0-0-0				2-5-0					
RPI	S	Opponent		Score		RPI	S	Opponent		Score		RPI	S	Opponent		Score		RPI	S	Opponent		Score	
7	A	LSU		1	11	30	A	Tulane		2	14	84	A	New Orleans		4	14	144	A	Auburn		6	5
						32	N	Louisiana Tech		0	15	84	H	New Orleans		3	23	144	A	Auburn		0	7
						34	A	Southeastern La.		2	18							144	A	Auburn		6	18
						48	A	South Ala.		1	7							156	N	Alabama St.		9	27
						48	A	South Ala.		2	12							156	N	Alabama St.		7	9
						48	A	South Ala.		5	4							181	A	Nicholls St.		8	9
																		271	H	Ark.-Pine Bluff		2	7
																		271	H	Ark.-Pine Bluff		5	3
																		271	H	Ark.-Pine Bluff		9	10
																		282	A	Texas Southern		6	8
																		282	A	Texas Southern		4	5
																		282	A	Texas Southern		0	10
																		282	H	Texas Southern		5	13
																		282	H	Texas Southern		5	6
																		282	H	Texas Southern		2	5
																		283	H	Grambling		11	16
																		283	H	Grambling		10	3
																		283	H	Grambling		5	9
																		283	H	Grambling		9	10
																		283	H	Grambling		8	10
																		283	H	Grambling		7	11
																		283	N	Grambling		0	15
																		283	N	Grambling		6	3
																		286	H	Jackson St.		3	21
																		286	N	Jackson St.		0	4
																		292	N	Alcorn		2	6
																		292	N	Alcorn		11	10
Non-Div. I Games:		Selma	4	3	Loyola (LA)		6	7	Loyola (LA)		5	4	Selma		10	0	Southern U.						
		Selma	12	6																			

286 H Jackson St.	3	21
282 A Texas Southern	0	10

RPI	S	Opponent	Score	
298	A	Prairie View	9	2
298	A	Prairie View	1	7
298	H	Prairie View	4	1
298	H	Prairie View	16	5
298	H	Prairie View	13	9

Non-Div. I Games:	North Ala.	6	5
--------------------------	-------------------	----------	----------

Alabama A&M

156	N	Alabama St.	2	14
228	A	Georgia St.	7	8

RPI	S	Opponent	Score
264	H	UT Martin	2 9
271	A	Ark.-Pine Bluff	3 4
271	A	Ark.-Pine Bluff	2 5
271	A	Ark.-Pine Bluff	0 1
271	N	Ark.-Pine Bluff	6 16
286	A	Jackson St.	6 7
286	A	Jackson St.	6 3
286	A	Jackson St.	4 14
286	H	Jackson St.	9 10
286	H	Jackson St.	1 20
286	H	Jackson St.	4 22
286	N	Jackson St.	3 15
288	H	Savannah St.	12 17
288	H	Savannah St.	2 3
288	H	Savannah St.	12 9
292	A	Alcorn	4 6
292	A	Alcorn	8 3
292	A	Alcorn	13 3
292	H	Alcorn	4 16
292	H	Alcorn	13 15
292	H	Alcorn	12 2
300	A	Mississippi Val.	12 10
300	A	Mississippi Val.	5 2
300	H	Mississippi Val.	1 2
300	H	Mississippi Val.	17 4
300	H	Mississippi Val.	10 6
300	H	Mississippi Val.	10 11

Alabama A&M

A
l
a
b
a
m
a
A
&
M

A
l
a
b
a
m
a
A
&
M

Average RPI Win: 283		WON-LOST RECORD		WINNING PCT. RANK		LAST 15 GAMES		STRENGTH OF SCHEDULE		OPP. STRENGTH OF SCHEDULE		TEAM RPI		ADJ RPI		CONF. RPI		ADJ CONF. RPI	
DIV. I ONLY		8-32-0		.2 295		1-14-0		296		290		298		.36229 298		32		32	
DIV. I NON-CONF.		1-14-0		.06667 295		0-5-0		158		127		289		.40179 287		32		32	
TOTALS		RPI 1-25		RPI 26-50		W-L RECORDS		RPI 51-100		RPI 101-150		RPI 150+							
8-32-0		0-1-0		0-4-0		OVERALL		0-2-0		0-1-0		8-24-0							
3-9-0		0-0-0		0-0-0		HOME		0-0-0		0-0-0		3-9-0							
3-21-0		0-1-0		0-3-0		AWAY		0-2-0		0-1-0		3-14-0							
2-2-0		0-0-0		0-1-0		NEUTRAL		0-0-0		0-0-0		2-1-0							
1-14-0		0-1-0		0-4-0		NON-CONFERENCE		0-2-0		0-1-0		1-6-0							
0-1-0		0-0-0		0-0-0		HOME		0-0-0		0-0-0		0-1-0							
1-11-0		0-1-0		0-0-		AWAY		0-2-0		0-1-0		1-4-0							
0-2-0		0-0-0		0-1-0		NEUTRAL		0-0-0		0-0-0		0-1-0							
7-18-0		0-0-0		0-0-0		CONFERENCE		0-0-0		0-0-0		7-18-0							
3-8-0		0-0-0		0-0-0		HOME		0-0-0		0-0-0		3-8-0							
2-10-0		0-0-0		0-0-0		AWAY		0-0-0		0-0-0		2-10-0							
2-0-0		0-0-0		0-0-0		NEUTRAL		0-0-0		0-0-0		2-0-0							
RPI	S	Opponent		Score		RPI	S	Opponent		Score		RPI	S	Opponent		Score			
4	A	Texas A&M		0 11		32	N	Louisiana Tech		0 7		53	A	Houston		0 8			
						33	A	Oklahoma St.		0 12		77	A	Lamar		3 13			
						33	A	Oklahoma St.		0 9									
						41	A	Sam Houston St.		5 16									

283 H Grambling	2	13
283 H Grambling	7	8

RPI	S	Opponent	Score	
292	N	Alcorn	11	10
296	A	Southern U.	1	4
296	A	Southern U.	9	13
296	A	Southern U.	5	16
296	H	Southern U.	7	1
296	H	Southern U.	2	9

Prairie View

P
r
a
i
r
i
e
V
i
e
w

P
r
a
i
r
i
e
V
i
e
w

Average RPI Win:	279	WON-LOST	WINNING	LAST 15	STRENGTH OF	OPP. STRENGTH	TEAM	ADJ	CONF.	ADJ CONF.	
Average RPI Loss:	254	RECORD	PCT. RANK	GAMES	SCHEDULE	OF SCHEDULE	RPI	RPI	RPI	RPI	
DIV. I ONLY	14-38-0	.26923	281	5-10-0	299	299	299	.35687	299	31	31
DIV. I NON-CONF.	4-20-0	.16667	289	1-2-0	297	292	300	.34472	300	31	31
TOTALS	RPI 1-25	RPI 26-50	W-L RECORDS		RPI 51-100	RPI 101-150		RPI 150+			
14-38-0	0-0-0	0-0-0	OVERALL		0-0-0	0-0-0		14-38-0			
6-17-0	0-0-0	0-0-0	HOME		0-0-0	0-0-0		6-17-0			
5-17-0	0-0-0	0-0-0	AWAY		0-0-0	0-0-0		5-13-0			
3-4-0	0-0-0	0-0-0	NEUTRAL		0-0-0	0-0-0		3-4-0			
4-20-0	0-0-0	0-0-0	NON-CONFERENCE		0-0-0	0-0-0		4-20-0			
1-9-0	0-0-0	0-0-0	HOME		0-0-0	0-0-0		1-9-0			
2-9-0	0-0-0	0-0-	AWAY		0-0-0	0-0-0		2-9-0			
1-2-0	0-0-0	0-0-0	NEUTRAL		0-0-0	0-0-0		1-2-0			
10-18-0	0-0-0	0-0-0	CONFERENCE		0-0-0	0-0-0		10-18-0			
5-8-0	0-0-0	0-0-0	HOME		0-0-0	0-0-0		5-8-0			
3-8-0	0-0-0	0-0-0	AWAY		0-0-0	0-0-0		3-8-0			
2-2-0	0-0-0	0-0-0	NEUTRAL		0-0-0	0-0-0		2-2-0			
RPI S	Opponent	Score	RPI S	Opponent	Score	RPI S	Opponent	Score	RPI S	Opponent	Score
							163 N Bethune-Cookman	0		10	
							171 A UMBC	7		9	
							171 A UMBC	3		12	
							181 A Georgetown	3		4	
							181 H Georgetown	4		5	
							195 A Richmond	6		5	
							225 A Towson	7		8	
							228 A Georgia St.	0		13	
							228 A Georgia St.	0		12	
							228 A Georgia St.	4		22	
							228 A Georgia St.	0		17	
							245 A Lehigh	4		10	
							248 H Fairleigh Dickinson	24		35	
							248 H Fairleigh Dickinson	15		8	
							250 H Hofstra	0		17	
							250 H Hofstra	4		17	
							250 H Hofstra	0		15	
							263 H NJIT	2		9	
							263 H NJIT	4		5	
							263 H NJIT	2		3	
							270 A Norfolk St.	1		4	
							270 A Norfolk St.	0		10	
							270 A Norfolk St.	0		2	
							270 H Norfolk St.	4		5	
							270 H Norfolk St.	2		12	
							270 H Norfolk St.	3		6	
							270 H Norfolk St.	3		9	
LAST 15 GAMES											
							270 H Norfolk St.	4		5	
							181 A Georgetown	3		4	
							294 A UMES	4		1	

Non-Div. I Games:

Coppin St.

Coppin St.

270 H Norfolk St.	3	9
270 H Norfolk St.	3	8

Through Games Of May 28, 2016

RPI	S	Opponent	Score	
270	H	Norfolk St.	11	7
270	H	Norfolk St.	3	8
270	N	Norfolk St.	6	7
278	N	N.C. Central	7	5
279	N	NYIT	7	14
279	N	NYIT	10	4
279	N	NYIT	2	5
289	A	Mt. St. Mary's	12	9
289	H	Mt. St. Mary's	6	16
291	A	Delaware St.	9	10
291	A	Delaware St.	4	14
291	A	Delaware St.	4	5
291	H	Delaware St.	5	15
291	H	Delaware St.	6	14
291	H	Delaware St.	3	0
291	N	Delaware St.	15	4
294	A	UMES	3	1
294	A	UMES	4	1
294	A	UMES	3	7
294	A	UMES	15	8
294	A	UMES	3	4
294	H	UMES	3	7
294	H	UMES	3	1
294	H	UMES	12	6
294	H	UMES	16	4

Coppin St.

C
o
p
p
i
n
s
t
.

C
o
p
p
i
n
s
t
.

Average RPI Win:	295	WON-LOST RECORD		WINNING PCT. RANK		LAST 15 GAMES		STRENGTH OF SCHEDULE		OPP. STRENGTH OF SCHEDULE		TEAM RPI		ADJ RPI		CONF. RPI		ADJ CONF. RPI
DIV. I ONLY		4-34-0		.10526	300	2-12-0		286		292		300		.34489	300	32		32
DIV. I NON-CONF.		0-14-0		0	296	0-3-0		161		85		298		.37327	298	32		32
<hr/>																		
TOTALS		RPI 1-25		RPI 26-50		W-L RECORDS		RPI 51-100		RPI 101-150		RPI 150+						
4-34-0		0-1-0		0-2-0		OVERALL		0-0-0		0-4-0		4-27-0						
2-9-0		0-0-0		0-0-0		HOME		0-0-0		0-0-0		2-9-0						
2-25-0		0-1-0		0-2-0		AWAY		0-0-0		0-4-0		2-18-0						
0-0-0		0-0-0		0-0-0		NEUTRAL		0-0-0		0-0-0		0-0-0						
0-14-0		0-1-0		0-2-0		NON-CONFERENCE		0-0-0		0-4-0		0-7-0						
0-0-0		0-0-0		0-0-0		HOME		0-0-0		0-0-0		0-0-0						
0-14-0		0-1-0		0-0-		AWAY		0-0-0		0-4-0		0-7-0						
0-0-0		0-0-0		0-0-0		NEUTRAL		0-0-0		0-0-0		0-0-0						
4-20-0		0-0-0		0-0-0		CONFERENCE		0-0-0		0-0-0		4-20-0						
2-9-0		0-0-0		0-0-0		HOME		0-0-0		0-0-0		2-9-0						
2-11-0		0-0-0		0-0-0		AWAY		0-0-0		0-0-0		2-11-0						
0-0-0		0-0-0		0-0-0		NEUTRAL		0-0-0		0-0-0		0-0-0						
RPI	S	Opponent	Score	RPI	S	Opponent	Score	RPI	S	Opponent	Score	RPI	S	Opponent	Score			
11	A	Mississippi St.	1 16	47	A	Northwestern St.	0 10					111	A	Central Ark.	1 11			
				47	A	Northwestern St.	7 10					122	A	Arkansas	0 20			
												122	A	Arkansas	4 21			
												129	A	Little Rock	3 20			
												156	A	Alabama St.	2 27			
												156	A	Alabama St.	3 11			
												156	A	Alabama St.	0 3			
												156	H	Alabama St.	1 28			
												156	H	Alabama St.	0 10			
												156	H	Alabama St.	0 12			
												181	A	Nicholls St.	1 6			
												181	A	Nicholls St.	1 15			
												181	A	Nicholls St.	2 18			
												181	A	Nicholls St.	3 13			
												194	A	Lipscomb	3 16			
												194	A	Lipscomb	1 11			
												194	A	Lipscomb	1 7			
												286	A	Jackson St.	2 6			
												286	A	Jackson St.	1 6			
												286	A	Jackson St.	7 9			
												286	H	Jackson St.	9 19			
												286	H	Jackson St.	5 16			
												286	H	Jackson St.	3 10			
												292	A	Alcorn	2 9			
												292	A	Alcorn	4 11			
												292	A	Alcorn	4 12			
												292	H	Alcorn	6 5			
<hr/>																		
Non-Div. I Games:	Tougaloo			16	3	Delta St.	4 12	Tougaloo			18	8	Delta St.			1	16	Mississippi Val.

47	A	Northwestern St.	7	10
156	H	Alabama St.	1	28

RPI	S	Opponent	Score	
292	H	Alcorn	5	1
292	H	Alcorn	3	10
297	A	Alabama A&M	6	10
297	A	Alabama A&M	2	1
297	A	Alabama A&M	4	17
297	A	Alabama A&M	11	10
297	H	Alabama A&M	2	5
297	H	Alabama A&M	10	12

Mississippi Val.

M
i
s
s
i
s
s
i
p
p
i
V
a
l
.

M
i
s
s
i
s
s
i
p
p
i
V
a
l
.