

Average RPI Win:		92	WON-LOST RECORD		WINNING PCT. RANK		LAST 15 GAMES		STRENGTH OF SCHEDULE		OPP. STRENGTH OF SCHEDULE		TEAM RPI	ADJ RPI		CONF. RPI	ADJ CONF. RPI	
DIV. I ONLY			46-10-0		.82143		1	14-1-0	12		4		1	.6386		1	1	1
DIV. I NON-CONF.			24-2-0		.92308		2	6-0-0	90		42		2	.62632		2	1	1
TOTALS		RPI 1-25		RPI 26-50		W-L RECORDS		RPI 51-100		RPI 101-150		RPI 150+						
46-10-0		14-8-0		5-2-0		OVERALL		11-0-0		7-0-0		9-0-0						
33-1-0		8-1-0		1-0-0		HOME		10-0-0		6-0-0		8-0-0						
13-9-0		6-7-0		4-2-0		AWAY		1-0-0		1-0-0		1-0-0						
0-0-0		0-0-0		0-0-0		NEUTRAL		0-0-0		0-0-0		0-0-0						
24-2-0		2-2-0		1-0-0		NON-CONFERENCE		8-0-0		7-0-0		6-0-0		6-0-0				
19-0-0		0-0-0		1-0-0		HOME		7-0-0		6-0-0		5-0-0						
5-2-0		2-2-0		0-0-		AWAY		1-0-0		1-0-0		1-0-0						
0-0-0		0-0-0		0-0-0		NEUTRAL		0-0-0		0-0-0		0-0-0						
22-8-0		12-6-0		4-2-0		CONFERENCE		3-0-0		0-0-0		3-0-0						
14-1-0		8-1-0		0-0-0		HOME		3-0-0		0-0-0		3-0-0						
8-7-0		4-5-0		4-2-0		AWAY		0-0-0		0-0-0		0-0-0						
0-0-0		0-0-0		0-0-0		NEUTRAL		0-0-0		0-0-0		0-0-0						
RPI	S	Opponent		Score		RPI	S	Opponent		Score		RPI	S	Opponent		Score		
3	A	Miami (FL)		4	8	26	A	Wake Forest		3	1	55	A	Kentucky		9	6	
3	A	Miami (FL)		3	6	26	A	Wake Forest		9	4	55	H	Kentucky		7	6	
3	A	Miami (FL)		4	3	26	A	Wake Forest		9	2	87	H	FIU		7	0	
6	A	Ole Miss		5	6	35	A	Boston College		1	2	90	H	Notre Dame		4	3	
6	A	Ole Miss		4	0	35	A	Boston College		1	6	90	H	Notre Dame		8	2	
6	A	Ole Miss		2	4	35	A	Boston College		6	2	90	H	Notre Dame		1	0	
7	H	North Carolina St.		4	2	49	H	Wright St.		9	1	91	H	Indiana		9	2	
7	H	North Carolina St.		6	1							95	H	Xavier		11	1	
7	H	North Carolina St.		2	0							99	H	Princeton		11	0	
8	A	Vanderbilt		8	5							99	H	Princeton		9	1	
10	H	Clemson		15	2							99	H	Princeton		4	2	
10	H	Clemson		7	2													
10	H	Clemson		9	8													
13	H	Virginia		15	0													
13	H	Virginia		11	4													
13	H	Virginia		3	6													
15	A	North Carolina		10	6													
15	A	North Carolina		2	3													
15	A	North Carolina		6	0													
16	A	Florida St.		7	1													
16	A	Florida St.		7	12													
16	A	Florida St.		5	16													
						LAST 15 GAMES												
						26	A	Wake Forest		9	4	8	A	Vanderbilt		8	5	
						26	A	Wake Forest		9	2	15	A	North Carolina		10	6	
						26	A	Wake Forest		3	1	15	A	North Carolina		2	3	
						91	H	Indiana		9	2							
						7	H	North Carolina St.		6	1							

Non-Div. I Games:

Louisville

7 H North Carolina St.	4	2
7 H North Carolina St.	2	0

L
o
u
i
s
v
i
l
l
e

L
o
u
i
s
v
i
l
l
e

Average RPI Win:	93	WON-LOST RECORD	WINNING PCT. RANK	LAST 15 GAMES	STRENGTH OF SCHEDULE	OPP. STRENGTH OF SCHEDULE	TEAM RPI	ADJ RPI	CONF. RPI	ADJ CONF. RPI				
DIV. I ONLY		44-11-0	.8	4	10-5-0	4	6	2	.63638	2	2	2		
DIV. I NON-CONF.		25-1-0	.96154	1	2-0-0	22	32	1	.65659	1	2	2		

TOTALS	RPI 1-25	RPI 26-50		W-L RECORDS		RPI 51-100		RPI 101-150		RPI 150+				
44-11-0	14-7-0	2-1-0		OVERALL		7-3-0		11-0-0		10-0-0				
29-4-0	8-3-0	2-1-0		HOME		3-0-0		7-0-0		9-0-0				
13-7-0	5-4-0	0-0-0		AWAY		4-3-0		4-0-0		0-0-0				
2-0-0	1-0-0	0-0-0		NEUTRAL		0-0-0		0-0-0		1-0-0				
25-1-0	6-1-0	0-0-0		NON-CONFERENCE		4-0-0		5-0-0		10-0-0				
18-0-0	2-0-0	0-0-0		HOME		3-0-0		4-0-0		9-0-0				
5-1-0	3-1-0	0-0-		AWAY		1-0-0		1-0-0		0-0-0				
2-0-0	1-0-0	0-0-0		NEUTRAL		0-0-0		0-0-0		1-0-0				
19-10-0	8-6-0	2-1-0		CONFERENCE		3-3-0		6-0-0		0-0-0				
11-4-0	6-3-0	2-1-0		HOME		0-0-0		3-0-0		0-0-0				
8-6-0	2-3-0	0-0-0		AWAY		3-3-0		3-0-0		0-0-0				
0-0-0	0-0-0	0-0-0		NEUTRAL		0-0-0		0-0-0		0-0-0				
RPI	S	Opponent	Score		RPI	S	Opponent	Score		RPI	S	Opponent	Score	
3	A	Miami (FL)	7	3	34	H	Georgia	1	2	54	A	North Florida	6	2
3	A	Miami (FL)	5	0	34	H	Georgia	4	1	54	H	North Florida	5	4
3	A	Miami (FL)	3	5	34	H	Georgia	6	0	55	A	Kentucky	4	7
4	H	Texas A&M	10	7						55	A	Kentucky	12	5
4	H	Texas A&M	7	4						55	A	Kentucky	4	5
4	H	Texas A&M	7	2						73	H	Jacksonville	7	2
5	A	South Carolina	1	2						73	H	Jacksonville	3	1
5	A	South Carolina	5	4						78	A	Tennessee	7	2
8	H	Vanderbilt	0	5						78	A	Tennessee	2	5
8	H	Vanderbilt	10	6						78	A	Tennessee	9	3
8	H	Vanderbilt	4	2										
9	A	LSU	4	5										
9	A	LSU	6	2										
9	A	LSU	3	7										
11	H	Mississippi St.	8	2										
11	H	Mississippi St.	4	10										
11	H	Mississippi St.	1	2										
16	A	Florida St.	8	2										
16	H	Florida St.	6	0										
16	N	Florida St.	3	2										
22	H	Fla. Atlantic	2	1										
LAST 15 GAMES														
					9	A	LSU	6	2	78	A	Tennessee	9	3
					9	A	LSU	4	5	78	A	Tennessee	2	5
					9	A	LSU	3	7	78	A	Tennessee	7	2
					8	H	Vanderbilt	10	6					
					8	H	Vanderbilt	0	5					

Non-Div. I Games:

Florida

8	H	Vanderbilt	4	2
174	H	South Fla.	11	4

F
l
o
r
i
d
a

F
l
o
r
i
d
a

Average RPI Win: 91		WON-LOST	WINNING	LAST 15	STRENGTH OF		OPP. STRENGTH	TEAM	ADJ	CONF.	ADJ CONF.
Average RPI Loss: 31		RECORD	PCT. RANK	GAMES	SCHEDULE		OF SCHEDULE	RPI	RPI	RPI	RPI
DIV. I ONLY		41-10-0	.80392	3	13-2-0		5	3	3	.62918	3
DIV. I NON-CONF.		20-3-0	.86957	6	6-0-0		28	44	5	.61016	5
TOTALS		RPI 1-25	RPI 26-50		W-L RECORDS		RPI 51-100		RPI 101-150		RPI 150+
41-10-0		17-9-0	0-0-0		OVERALL		7-0-0		8-0-0		9-1-0
30-6-0		11-6-0	0-0-0		HOME		6-0-0		6-0-0		7-0-0
11-4-0		6-3-0	0-0-0		AWAY		1-0-0		2-0-0		2-1-0
0-0-0		0-0-0	0-0-0		NEUTRAL		0-0-0		0-0-0		0-0-0
20-3-0		2-3-0	0-0-0		NON-CONFERENCE		3-0-0		8-0-0		7-0-0
18-3-0		2-3-0	0-0-0		HOME		3-0-0		6-0-0		7-0-0
2-0-0		0-0-0	0-0-		AWAY		0-0-0		2-0-0		0-0-0
0-0-0		0-0-0	0-0-0		NEUTRAL		0-0-0		0-0-0		0-0-0
21-7-0		15-6-0	0-0-0		CONFERENCE		4-0-0		0-0-0		2-1-0
12-3-0		9-3-0	0-0-0		HOME		3-0-0		0-0-0		0-0-0
9-4-0		6-3-0	0-0-0		AWAY		1-0-0		0-0-0		2-1-0
0-0-0		0-0-0	0-0-0		NEUTRAL		0-0-0		0-0-0		0-0-0
RPI S	Opponent	Score		RPI S	Opponent	Score		RPI S	Opponent	Score	
1 H	Louisville	8	4					81 H	Pittsburgh	4	3
1 H	Louisville	6	3					81 H	Pittsburgh	7	6
1 H	Louisville	3	4					81 H	Pittsburgh	8	4
2 H	Florida	0	5					90 A	Notre Dame	10	2
2 H	Florida	5	3					100 H	Rutgers	2	0
2 H	Florida	3	7					100 H	Rutgers	4	1
10 H	Clemson	9	8					100 H	Rutgers	8	1
10 H	Clemson	5	4								
10 H	Clemson	10	5								
13 H	Virginia	3	7								
13 H	Virginia	9	2								
13 H	Virginia	5	6								
15 H	North Carolina	10	4								
15 H	North Carolina	7	3								
15 H	North Carolina	7	4								
16 A	Florida St.	8	5								
16 A	Florida St.	2	3								
16 A	Florida St.	4	2								
20 A	Georgia Tech	1	12								
20 A	Georgia Tech	12	2								
20 A	Georgia Tech	17	6								
22 H	Fla. Atlantic	5	2								
22 H	Fla. Atlantic	3	4								
23 A	Duke	14	2								
23 A	Duke	5	12								
23 A	Duke	9	0								
				LAST 15 GAMES							
				16 A	Florida St.	2	3	170 H	Bethune-Cookman	14	7
				16 A	Florida St.	8	5	20 A	Georgia Tech	17	6
				16 A	Florida St.	4	2	20 A	Georgia Tech	12	2
				114 H	FGCU	8	3				
				81 H	Pittsburgh	8	4				

Non-Div. I Games: Nova Southeastern 8 3 St. Thomas (FL) 7 6

Miami (FL)

81	H	Pittsburgh	4	3
81	H	Pittsburgh	7	6

M
i
a
m
i
(
F
L
)

M
i
a
m
i
(
F
L
)

Average RPI Win:		101	WON-LOST RECORD		WINNING PCT. RANK	LAST 15 GAMES		STRENGTH OF SCHEDULE		OPP. STRENGTH OF SCHEDULE	TEAM RPI	ADJ RPI	CONF. RPI	ADJ CONF. RPI			
DIV. I ONLY			41-13-0		.75926	7		10-5-0		13	9	4	.6146	4	2	2	
DIV. I NON-CONF.			21-3-0		.875	5		1-1-0		176	113	14	.58723	14	2	2	
TOTALS		RPI 1-25		RPI 26-50		W-L RECORDS		RPI 51-100		RPI 101-150		RPI 150+					
41-13-0		11-7-0		4-2-0		OVERALL		9-2-0		7-2-0		10-0-0					
29-5-0		6-3-0		4-1-0		HOME		6-1-0		3-0-0		10-0-0					
12-8-0		5-4-0		0-1-0		AWAY		3-1-0		4-2-0		0-0-0					
0-0-0		0-0-0		0-0-0		NEUTRAL		0-0-0		0-0-0		0-0-0					
21-3-0		0-0-0		1-2-0		NON-CONFERENCE		7-1-0		3-0-0		10-0-0					
18-1-0		0-0-0		1-1-0		HOME		4-0-0		3-0-0		10-0-0					
3-2-0		0-0-0		0-0-		AWAY		3-1-0		0-0-0		0-0-0					
0-0-0		0-0-0		0-0-0		NEUTRAL		0-0-0		0-0-0		0-0-0					
20-10-0		11-7-0		3-0-0		CONFERENCE		2-1-0		4-2-0		0-0-0					
11-4-0		6-3-0		3-0-0		HOME		2-1-0		0-0-0		0-0-0					
9-6-0		5-4-0		0-0-0		AWAY		0-0-0		4-2-0		0-0-0					
0-0-0		0-0-0		0-0-0		NEUTRAL		0-0-0		0-0-0		0-0-0					
RPI	S	Opponent		Score		RPI	S	Opponent		Score		RPI	S	Opponent		Score	
2	A	Florida		7 10		33	A	Rice		3 4		60	H	Alabama		4 7	
2	A	Florida		2 7		34	H	Georgia		5 0		60	H	Alabama		4 3	
2	A	Florida		4 7		34	H	Georgia		10 2		60	H	Alabama		2 1	
5	A	South Carolina		3 0		34	H	Georgia		15 1		71	A	Houston		7 2	
5	A	South Carolina		7 10		40	H	Northwestern St.		7 6		82	H	Fresno St.		4 3	
5	A	South Carolina		5 2		43	H	Sam Houston St.		0 5		82	H	Fresno St.		3 2	
6	H	Ole Miss		11 5								82	H	Fresno St.		12 1	
6	H	Ole Miss		6 1								84	A	Pepperdine		4 0	
6	H	Ole Miss		2 3								84	A	Pepperdine		6 0	
8	H	Vanderbilt		1 0								84	A	Pepperdine		5 7	
8	H	Vanderbilt		1 6								97	H	UT Arlington		7 3	
8	H	Vanderbilt		3 0													
9	H	LSU		3 1													
9	H	LSU		6 1													
9	H	LSU		2 3													
11	A	Mississippi St.		10 6													
11	A	Mississippi St.		10 3													
11	A	Mississippi St.		10 5													
						LAST 15 GAMES											
						6	H	Ole Miss		2 3		8	H	Vanderbilt		3 0	
						6	H	Ole Miss		11 5		8	H	Vanderbilt		1 6	
						6	H	Ole Miss		6 1		8	H	Vanderbilt		1 0	
						43	H	Sam Houston St.		0 5							
						5	A	South Carolina		7 10							

Non-Div. I Games:

Texas A&M

5 A South Carolina	5	2
5 A South Carolina	3	0

T
e
x
a
s
A
&
M

T
e
x
a
s
A
&
M

S
o
u
t
h
C
a
r
o
l
i
n
a

South Carolina

4	H	Texas	A&M	2	5
4	H	Texas	A&M	0	3

S
o
u
t
h
C
a
r
o
l
i
n
a

S
o
u
t
h
C
a
r
o
l
i
n
a

Average RPI Win:		110	WON-LOST RECORD		WINNING PCT. RANK		LAST 15 GAMES		STRENGTH OF SCHEDULE		OPP. STRENGTH OF SCHEDULE		TEAM RPI		ADJ RPI		CONF. RPI		ADJ CONF. RPI					
DIV. I ONLY			40-16-0		.71429		16		9-6-0		10		11		6		.60347		6		2		2	
DIV. I NON-CONF.			22-3-0		.88		4		1-1-0		52		87		4		.61449		4		2		2	
TOTALS		RPI 1-25		RPI 26-50		W-L RECORDS		RPI 51-100		RPI 101-150		RPI 150+												
40-16-0		8-11-0		2-1-0		OVERALL		11-3-0		8-1-0		11-0-0												
26-6-0		4-6-0		0-0-0		HOME		8-0-0		7-0-0		7-0-0												
11-9-0		3-4-0		2-1-0		AWAY		3-3-0		0-1-0		3-0-0												
3-1-0		1-1-0		0-0-0		NEUTRAL		0-0-0		1-0-0		1-0-0												
22-3-0		4-2-0		0-0-0		NON-CONFERENCE		5-0-0		2-1-0		11-0-0												
15-2-0		2-2-0		0-0-0		HOME		5-0-0		1-0-0		7-0-0												
4-1-0		1-0-0		0-0-0		AWAY		0-0-0		0-1-0		3-0-0												
3-0-0		1-0-0		0-0-0		NEUTRAL		0-0-0		1-0-0		1-0-0												
18-13-0		4-9-0		2-1-0		CONFERENCE		6-3-0		6-0-0		0-0-0												
11-4-0		2-4-0		0-0-0		HOME		3-0-0		6-0-0		0-0-0												
7-8-0		2-4-0		2-1-0		AWAY		3-3-0		0-0-0		0-0-0												
0-1-0		0-1-0		0-0-0		NEUTRAL		0-0-0		0-0-0		0-0-0												
RPI	S	Opponent		Score		RPI	S	Opponent		Score		RPI	S	Opponent		Score		RPI	S	Opponent		Score		
1	H	Louisville		6	5	34	A	Georgia		6	4	55	H	Kentucky		14	2	107	N	Cincinnati		7	1	
1	H	Louisville		0	4	34	A	Georgia		2	13	55	H	Kentucky		7	5	117	H	Arkansas		8	7	
1	H	Louisville		4	2	34	A	Georgia		7	3	55	H	Kentucky		3	1	117	H	Arkansas		7	3	
4	A	Texas A&M		5	11							60	A	Alabama		0	2	117	H	Arkansas		14	9	
4	A	Texas A&M		3	2							60	A	Alabama		4	0	119	A	Arkansas St.		6	8	
4	A	Texas A&M		1	6							60	A	Alabama		2	7	119	H	Arkansas St.		4	3	
5	H	South Carolina		0	4							72	H	Southeast Mo. St.		10	2	135	H	Auburn		7	4	
5	H	South Carolina		1	5							72	H	Southeast Mo. St.		6	4	135	H	Auburn		6	5	
5	H	South Carolina		5	9							78	A	Tennessee		10	7	135	H	Auburn		6	4	
9	H	LSU		3	6							78	A	Tennessee		2	3	152	A	UAB		8	1	
9	H	LSU		7	6							78	A	Tennessee		6	4	152	A	UAB		5	1	
9	H	LSU		8	2							87	H	FIU		7	4	166	N	Ball St.		7	3	
11	A	Mississippi St.		8	5							87	H	FIU		9	2	195	H	Murray St.		8	3	
11	A	Mississippi St.		2	6							87	H	FIU		16	5	219	A	Memphis		7	0	
11	A	Mississippi St.		1	3													219	H	Memphis		9	7	
11	N	Mississippi St.		0	2													266	H	UT Martin		8	2	
14	A	Coastal Caro.		8	2													272	H	Ark.-Pine Bluff		12	1	
21	H	Southern Miss.		1	5													283	H	Grambling		6	1	
21	N	Southern Miss.		6	2													283	H	Grambling		15	2	
																		283	H	Grambling		7	3	
LAST 15 GAMES																								
						4	A	Texas A&M		3	2	34	A	Georgia		2	13							
						4	A	Texas A&M		5	11	34	A	Georgia		7	3							
						4	A	Texas A&M		1	6	34	A	Georgia		6	4							
						119	A	Arkansas St.		6	8													
						55	H	Kentucky		7	5													

Non-Div. I Games:

Ole Miss

55 H Kentucky	14	2
55 H Kentucky	3	1

O
l
e
M
i
s
s

O
l
e
M
i
s
s

Average RPI Win: 88		WON-LOST	WINNING	LAST 15	STRENGTH OF		OPP. STRENGTH	TEAM	ADJ	CONF.	ADJ CONF.
Average RPI Loss: 28		RECORD	PCT. RANK	GAMES	SCHEDULE		OF SCHEDULE	RPI	RPI	RPI	RPI
DIV. I ONLY		34-18-0	.65385	45	8-7-0		2	18	7	.60154	7
DIV. I NON-CONF.		19-5-0	.79167	16	3-0-0		16	171	6	.60501	6
TOTALS		RPI 1-25	RPI 26-50		W-L RECORDS		RPI 51-100		RPI 101-150		RPI 150+
34-18-0		11-11-0	7-4-0		OVERALL		6-3-0		1-0-0		9-0-0
23-7-0		5-2-0	7-3-0		HOME		4-2-0		1-0-0		6-0-0
9-10-0		6-9-0	0-1-0		AWAY		0-0-0		0-0-0		3-0-0
2-1-0		0-0-0	0-0-0		NEUTRAL		2-1-0		0-0-0		0-0-0
19-5-0		2-1-0	3-2-0		NON-CONFERENCE		4-2-0		1-0-0		9-0-0
13-2-0		1-0-0	3-1-0		HOME		2-1-0		1-0-0		6-0-0
4-2-0		1-1-0	0-0-0		AWAY		0-0-0		0-0-0		3-0-0
2-1-0		0-0-0	0-0-0		NEUTRAL		2-1-0		0-0-0		0-0-0
15-13-0		9-10-0	4-2-0		CONFERENCE		2-1-0		0-0-0		0-0-0
10-5-0		4-2-0	4-2-0		HOME		2-1-0		0-0-0		0-0-0
5-8-0		5-8-0	0-0-0		AWAY		0-0-0		0-0-0		0-0-0
0-0-0		0-0-0	0-0-0		NEUTRAL		0-0-0		0-0-0		0-0-0
RPI S	Opponent	Score	RPI S	Opponent	Score	RPI S	Opponent	Score	RPI S	Opponent	Score
1 A	Louisville	1 6	26 H	Wake Forest	11 7	60 N	Alabama	2 1	110 H	Morehead St.	7 5
1 A	Louisville	0 2	26 H	Wake Forest	6 1	63 H	Indiana St.	8 3	155 A	Charlotte	7 1
1 A	Louisville	2 4	26 H	Wake Forest	3 2	63 H	Indiana St.	7 11	155 H	Charlotte	7 3
10 A	Clemson	5 10	29 A	UNCW	4 6	65 N	Kent St.	7 5	197 H	Fairfield	4 2
10 A	Clemson	20 9	29 H	UNCW	5 2	70 H	UNCG	8 4	197 H	Fairfield	4 0
10 A	Clemson	1 2	35 H	Boston College	0 1	76 N	Old Dominion	0 5	204 A	Elon	23 3
13 A	Virginia	3 5	35 H	Boston College	0 7	90 H	Notre Dame	16 6	261 H	Bucknell	5 2
13 A	Virginia	8 7	35 H	Boston College	3 2	90 H	Notre Dame	4 8	268 H	Niagara	7 1
13 A	Virginia	5 2	49 H	Wright St.	6 1	90 H	Notre Dame	9 1	287 A	N.C. A&T	9 1
14 A	Coastal Caro.	13 10	49 H	Wright St.	8 10				287 H	N.C. A&T	25 1
15 H	North Carolina	4 16	49 H	Wright St.	8 4						
15 H	North Carolina	10 1									
15 H	North Carolina	6 4									
16 A	Florida St.	5 8									
20 A	Georgia Tech	7 16									
20 A	Georgia Tech	15 6									
20 A	Georgia Tech	8 3									
23 H	Duke	12 2									
23 H	Duke	3 2									
23 H	Duke	1 2									
24 A	East Carolina	3 15									
24 H	East Carolina	6 1									
			LAST 15 GAMES								
			15 H	North Carolina	10 1	10 A	Clemson	20 9			
			15 H	North Carolina	4 16	10 A	Clemson	5 10			
			15 H	North Carolina	6 4	23 H	Duke	1 2			
			1 A	Louisville	1 6						
			1 A	Louisville	2 4						

Non-Div. I Games:

North Carolina St.

1 A Louisville	0	2
10 A Clemson	1	2

N
o
r
t
h
C
a
r
o
l
i
n
a
S
t
.

N
o
r
t
h
C
a
r
o
l
i
n
a
S
t
.

Average RPI Win: 112		WON-LOST	WINNING	LAST 15	STRENGTH OF		OPP. STRENGTH	TEAM	ADJ	CONF.	ADJ CONF.							
Average RPI Loss: 34		RECORD	PCT. RANK	GAMES	SCHEDULE		OF SCHEDULE	RPI	RPI	RPI	RPI							
DIV. I ONLY		41-15-0	.73214	11	10-5-0		19	10	8	.59955	8	2	2					
DIV. I NON-CONF.		23-3-0	.88462	3	2-1-0		181	85	13	.58943	13	2	2					
TOTALS		RPI 1-25	RPI 26-50		W-L RECORDS		RPI 51-100		RPI 101-150		RPI 150+							
41-15-0		6-10-0	3-0-0		OVERALL		8-4-0		13-0-0		11-1-0							
31-5-0		3-4-0	3-0-0		HOME		5-1-0		10-0-0		10-0-0							
9-10-0		3-6-0	0-0-0		AWAY		3-3-0		3-0-0		0-1-0							
1-0-0		0-0-0	0-0-0		NEUTRAL		0-0-0		0-0-0		1-0-0							
23-3-0		0-1-0	0-0-0		NON-CONFERENCE		5-1-0		7-0-0		11-1-0							
20-1-0		0-1-0	0-0-0		HOME		3-0-0		7-0-0		10-0-0							
2-2-0		0-0-0	0-0-		AWAY		2-1-0		0-0-0		0-1-0							
1-0-0		0-0-0	0-0-0		NEUTRAL		0-0-0		0-0-0		1-0-0							
18-12-0		6-9-0	3-0-0		CONFERENCE		3-3-0		6-0-0		0-0-0							
11-4-0		3-3-0	3-0-0		HOME		2-1-0		3-0-0		0-0-0							
7-8-0		3-6-0	0-0-0		AWAY		1-2-0		3-0-0		0-0-0							
0-0-0		0-0-0	0-0-0		NEUTRAL		0-0-0		0-0-0		0-0-0							
RPI	S	Opponent	Score		RPI	S	Opponent	Score		RPI	S	Opponent	Score					
1	H	Louisville	5	8	34	H	Georgia	15	3	55	H	Kentucky	3	2				
2	A	Florida	2	4	34	H	Georgia	10	3	55	H	Kentucky	3	0				
2	A	Florida	6	10	34	H	Georgia	10	3	55	H	Kentucky	0	3				
2	A	Florida	5	0						78	A	Tennessee	1	2				
4	A	Texas A&M	0	3						78	A	Tennessee	6	0				
4	A	Texas A&M	0	1						78	A	Tennessee	3	5				
4	A	Texas A&M	6	1						85	A	Stanford	1	4				
5	H	South Carolina	10	6						85	A	Stanford	5	2				
5	H	South Carolina	6	3						85	A	Stanford	4	1				
5	H	South Carolina	0	4						95	H	Xavier	14	3				
9	A	LSU	9	7						95	H	Xavier	7	0				
9	A	LSU	4	13						95	H	Xavier	5	2				
9	A	LSU	2	3														
11	H	Mississippi St.	4	5														
11	H	Mississippi St.	1	2														
11	H	Mississippi St.	12	6														
					LAST 15 GAMES													
					135	H	Auburn	4	3	1	H	Louisville	5	8				
					135	H	Auburn	9	3	4	A	Texas A&M	0	3				
					135	H	Auburn	5	2	4	A	Texas A&M	6	1				
					110	H	Morehead St.	6	0									
					2	A	Florida	6	10									
														104	H	Austin Peay	8	5
														108	H	Central Ark.	8	6
														110	H	Morehead St.	6	0
														113	A	Missouri	8	6
														113	A	Missouri	2	0
														113	A	Missouri	17	7
														120	H	San Diego	17	1
														120	H	San Diego	8	4
														120	H	San Diego	13	6
														128	H	Western Ky.	6	1
														135	H	Auburn	4	3
														135	H	Auburn	9	3
														135	H	Auburn	5	2
														160	A	Middle Tenn.	4	7
														160	H	Middle Tenn.	7	4
														187	H	Ill.-Chicago	9	0
														187	H	Ill.-Chicago	20	8
														187	H	Ill.-Chicago	6	5
														194	H	Lipscomb	4	3
														196	N	Belmont	8	2
														201	H	Northern Ill.	9	2
														212	H	Radford	13	4
														212	H	Radford	12	0
														266	H	UT Martin	11	6
														273	H	Eastern Ill.	9	1

Non-Div. I Games:

Vanderbilt

2 A Florida	5	0
2 A Florida	2	4

V
a
n
d
e
r
b
i
l
l
t

V
a
n
d
e
r
b
i
l
l
t

Average RPI Win:		104	WON-LOST		WINNING		LAST 15		STRENGTH OF		OPP. STRENGTH		TEAM	ADJ		CONF.	ADJ CONF.	
Average RPI Loss:		51	RECORD		PCT. RANK		GAMES		SCHEDULE		OF SCHEDULE		RPI	RPI		RPI	RPI	
DIV. I ONLY			39-17-0		.69643		22		12-3-0		6		31		9		.59783	
DIV. I NON-CONF.			20-6-0		.76923		19		3-0-0		41		183		19		.57874	
TOTALS		RPI 1-25		RPI 26-50		W-L RECORDS		RPI 51-100		RPI 101-150		RPI 150+						
39-17-0		8-8-0		3-2-0		OVERALL		7-3-0		11-2-0		10-2-0						
25-10-0		5-4-0		3-1-0		HOME		2-2-0		6-1-0		9-2-0						
13-7-0		2-4-0		0-1-0		AWAY		5-1-0		5-1-0		1-0-0						
1-0-0		1-0-0		0-0-0		NEUTRAL		0-0-0		0-0-0		0-0-0						
20-6-0		1-0-0		3-2-0		NON-CONFERENCE		3-1-0		3-1-0		10-2-0						
16-4-0		0-0-0		3-1-0		HOME		1-0-0		3-1-0		9-2-0						
3-2-0		0-0-0		0-0-		AWAY		2-1-0		0-0-0		1-0-0						
1-0-0		1-0-0		0-0-0		NEUTRAL		0-0-0		0-0-0		0-0-0						
19-11-0		7-8-0		0-0-0		CONFERENCE		4-2-0		8-1-0		0-0-0						
9-6-0		5-4-0		0-0-0		HOME		1-2-0		3-0-0		0-0-0						
10-5-0		2-4-0		0-0-0		AWAY		3-0-0		5-1-0		0-0-0						
0-0-0		0-0-0		0-0-0		NEUTRAL		0-0-0		0-0-0		0-0-0						
RPI	S	Opponent		Score		RPI	S	Opponent		Score		RPI	S	Opponent		Score		
2	H	Florida		7 3		27	A	Tulane		1 4		60	H	Alabama		7 5		
2	H	Florida		2 6		27	H	Tulane		1 7		60	H	Alabama		0 6		
2	H	Florida		5 4		38	H	Louisiana Tech		6 3		60	H	Alabama		3 4		
4	A	Texas A&M		1 3		40	H	Northwestern St.		7 2		66	A	Lamar		11 12		
4	A	Texas A&M		3 2		45	H	Southeastern La.		11 4		78	A	Tennessee		11 3		
4	A	Texas A&M		1 6								78	A	Tennessee		10 7		
6	A	Ole Miss		6 7								78	A	Tennessee		2 1		
6	A	Ole Miss		2 8								80	H	New Orleans		9 4		
6	A	Ole Miss		6 3								90	A	Notre Dame		3 2		
8	H	Vanderbilt		3 2								90	A	Notre Dame		1 0		
8	H	Vanderbilt		13 4												117 H Arkansas		
8	H	Vanderbilt		7 9												117 H Arkansas		
11	H	Mississippi St.		11 8												135 A Auburn		
11	H	Mississippi St.		1 2												135 A Auburn		
11	H	Mississippi St.		8 12												135 A Auburn		
18	N	La.-Lafayette		8 5												166 H Ball St.		
																166 H Ball St.		
																166 H Ball St.		
																176 H Sacramento St.		
																176 H Sacramento St.		
																176 H Sacramento St.		
																177 A Nicholls St.		
																205 H Fordham		
																205 H Fordham		
																205 H Fordham		
																283 H Grambling		
																296 H Southern U.		
LAST 15 GAMES																		

Non-Div. I Games:

LSU

78 A Tennessee	11	3
78 A Tennessee	2	1

L
S
U

L
S
U

Average RPI Win: 102		WON-LOST RECORD	WINNING PCT. RANK	LAST 15 GAMES	STRENGTH OF SCHEDULE	OPP. STRENGTH OF SCHEDULE	TEAM RPI	ADJ RPI	CONF. RPI	ADJ CONF. RPI					
Average RPI Loss: 35															
DIV. I ONLY		38-18-0	.67857	30	11-4-0	11	1	10	.59735	10	1	1			
DIV. I NON-CONF.		22-4-0	.84615	7	5-2-0	140	33	12	.59302	12	1	1			
<hr/>															
TOTALS		RPI 1-25	RPI 26-50		W-L RECORDS		RPI 51-100		RPI 101-150		RPI 150+				
38-18-0		8-13-0	7-1-0		OVERALL		8-3-0		4-0-0		11-1-0				
24-7-0		6-4-0	4-0-0		HOME		3-2-0		2-0-0		9-1-0				
13-11-0		1-9-0	3-1-0		AWAY		5-1-0		2-0-0		2-0-0				
1-0-0		1-0-0	0-0-0		NEUTRAL		0-0-0		0-0-0		0-0-0				
22-4-0		2-1-0	2-0-0		NON-CONFERENCE		3-2-0		4-0-0		11-1-0				
14-2-0		1-0-0	1-0-0		HOME		1-1-0		2-0-0		9-1-0				
7-2-0		0-1-0	1-0-		AWAY		2-1-0		2-0-0		2-0-0				
1-0-0		1-0-0	0-0-0		NEUTRAL		0-0-0		0-0-0		0-0-0				
16-14-0		6-12-0	5-1-0		CONFERENCE		5-1-0		0-0-0		0-0-0				
10-5-0		5-4-0	3-0-0		HOME		2-1-0		0-0-0		0-0-0				
6-9-0		1-8-0	2-1-0		AWAY		3-0-0		0-0-0		0-0-0				
0-0-0		0-0-0	0-0-0		NEUTRAL		0-0-0		0-0-0		0-0-0				
RPI	S	Opponent	Score	RPI	S	Opponent	Score	RPI	S	Opponent	Score	RPI	S	Opponent	Score
1	A	Louisville	8 9	26	A	Wake Forest	6 5	62	H	Col. of Charleston	13 4	130	A	Western Caro.	10 8
1	A	Louisville	2 7	26	A	Wake Forest	13 8	62	H	Col. of Charleston	4 11	130	H	Western Caro.	7 6
1	A	Louisville	2 15	26	A	Wake Forest	4 6	81	H	Pittsburgh	4 3	132	A	Furman	9 7
3	A	Miami (FL)	8 9	34	A	Georgia	11 6	81	H	Pittsburgh	14 6	132	H	Furman	7 6
3	A	Miami (FL)	4 5	34	H	Georgia	12 0	81	H	Pittsburgh	5 15	164	H	Winthrop	4 3
3	A	Miami (FL)	5 10	35	H	Boston College	3 2	90	A	Notre Dame	11 1	181	H	James Madison	11 2
5	A	South Carolina	1 8	35	H	Boston College	6 1	90	A	Notre Dame	2 1	181	H	James Madison	6 1
5	H	South Carolina	4 1	35	H	Boston College	6 2	90	A	Notre Dame	6 2	181	H	James Madison	10 1
5	N	South Carolina	5 0					92	A	Ga. Southern	17 4	182	H	Wofford	7 0
7	H	North Carolina St.	2 1					92	A	Ga. Southern	6 7	200	H	Presbyterian	8 4
7	H	North Carolina St.	9 20					92	A	Ga. Southern	12 1	238	H	Charleston So.	3 2
7	H	North Carolina St.	10 5									246	H	Maine	19 2
16	H	Florida St.	2 11									246	H	Maine	9 4
16	H	Florida St.	10 3									246	H	Maine	3 4
16	H	Florida St.	7 3									260	A	The Citadel	12 1
20	H	Georgia Tech	1 16									260	A	The Citadel	5 4
20	H	Georgia Tech	8 7												
20	H	Georgia Tech	5 7												
23	A	Duke	3 5												
23	A	Duke	3 2												
23	A	Duke	1 2												
				LAST 15 GAMES											
				90	A	Notre Dame	6 2	62	H	Col. of Charleston	4 11				
				90	A	Notre Dame	11 1	62	H	Col. of Charleston	13 4				
				90	A	Notre Dame	2 1	7	H	North Carolina St.	2 1				
				238	H	Charleston So.	3 2								
				92	A	Ga. Southern	17 4								

Non-Div. I Games:

Clemson

92	A	Ga. Southern	6	7
92	A	Ga. Southern	12	1

C
l
e
m
s
o
n

C
l
e
m
s
o
n

Average RPI Win:		107	WON-LOST RECORD		WINNING PCT. RANK		LAST 15 GAMES		STRENGTH OF SCHEDULE		OPP. STRENGTH OF SCHEDULE		TEAM RPI		ADJ RPI		CONF. RPI		ADJ CONF. RPI	
DIV. I ONLY			40-14-1		.73636 10		13-2-0		17		7		11		.59705 11		2		2	
DIV. I NON-CONF.			18-5-1		.77083 18		1-0-0		197		99		60		.5445 60		2		2	
TOTALS		RPI 1-25		RPI 26-50		W-L RECORDS		RPI 51-100		RPI 101-150		RPI 150+								
40-14-1		10-9-0		3-1-0		OVERALL		6-3-1		11-0-0		10-1-0								
24-9-0		2-6-0		3-1-0		HOME		3-1-0		6-0-0		10-1-0								
13-5-0		6-3-0		0-0-0		AWAY		3-2-0		4-0-0		0-0-0								
3-0-1		2-0-0		0-0-0		NEUTRAL		0-0-1		1-0-0		0-0-0								
18-5-1		1-2-0		1-0-0		NON-CONFERENCE		4-2-1		2-0-0		10-1-0								
14-4-0		0-2-0		1-0-0		HOME		3-1-0		0-0-0		10-1-0								
2-1-0		0-0-0		0-0-		AWAY		1-1-0		1-0-0		0-0-0								
2-0-1		1-0-0		0-0-0		NEUTRAL		0-0-1		1-0-0		0-0-0								
22-9-0		9-7-0		2-1-0		CONFERENCE		2-1-0		9-0-0		0-0-0								
10-5-0		2-4-0		2-1-0		HOME		0-0-0		6-0-0		0-0-0								
11-4-0		6-3-0		0-0-0		AWAY		2-1-0		3-0-0		0-0-0								
1-0-0		1-0-0		0-0-0		NEUTRAL		0-0-0		0-0-0		0-0-0								
RPI	S	Opponent		Score		RPI	S	Opponent		Score		RPI	S	Opponent		Score				
2	A	Florida		2 1		34	H	Georgia		9 2		59	H	Oral Roberts		1 3				
2	A	Florida		10 4		34	H	Georgia		8 11		60	A	Alabama		12 5				
2	A	Florida		2 8		34	H	Georgia		3 1		60	A	Alabama		3 4				
4	H	Texas A&M		5 10		47	H	South Ala.		7 3		60	A	Alabama		2 1				
4	H	Texas A&M		3 10								69	N	Oklahoma		5 5				
4	H	Texas A&M		6 10								77	H	Oregon		9 3				
6	H	Ole Miss		3 1								77	H	Oregon		10 4				
6	H	Ole Miss		5 8								77	H	Oregon		5 2				
6	H	Ole Miss		6 2								79	A	Troy		7 3				
6	N	Ole Miss		2 0								94	A	UCLA		1 2				
8	A	Vanderbilt		5 4										146 N La.-Monroe		1 0				
8	A	Vanderbilt		2 1										177 H Nicholls St.		8 0				
8	A	Vanderbilt		6 12										177 H Nicholls St.		5 0				
9	A	LSU		8 11										211 H Eastern Ky.		12 16				
9	A	LSU		2 1										217 H UMass Lowell		4 2				
9	A	LSU		12 8										217 H UMass Lowell		4 2				
21	N	Southern Miss.		13 5										219 H Memphis		11 1				
22	H	Fla. Atlantic		6 10										227 H South Dakota St.		17 4				
22	H	Fla. Atlantic		0 4										227 H South Dakota St.		15 5				
														266 H UT Martin		14 0				
														292 H Alcorn		14 0				
														300 H Mississippi Val.		16 1				
						LAST 15 GAMES														
						117 H Arkansas				9 4		113 H Missouri				3 1				
						117 H Arkansas				5 1		113 H Missouri				4 3				
						117 H Arkansas				7 0		113 H Missouri				8 2				
						135 A Auburn				10 3										
						135 A Auburn				16 6										

Non-Div. I Games:

Mississippi St.

135	A	Auburn	4	0
79	A	Troy	7	3

M
i
s
s
i
s
s
i
p
p
i
s
t
.

M
i
s
s
i
s
s
i
p
p
i
s
t
.

199 A Kansas	9	2
199 A Kansas	10	3

T
e
x
a
s
T
e
c
h

T
e
x
a
s
T
e
c
h

Average RPI Win: 111		WON-LOST RECORD		WINNING PCT. RANK		LAST 15 GAMES		STRENGTH OF SCHEDULE		OPP. STRENGTH OF SCHEDULE		TEAM RPI		ADJ RPI		CONF. RPI		ADJ CONF. RPI	
Average RPI Loss: 34																			
DIV. I ONLY		36-18-0		.66667 35		12-3-0		8		15		13		.58695 13		1		1	
DIV. I NON-CONF.		17-7-0		.70833 38		2-1-0		92		144		56		.54655 56		1		1	
TOTALS		RPI 1-25		RPI 26-50		W-L RECORDS		RPI 51-100		RPI 101-150		RPI 150+							
36-18-0		11-11-0		3-3-0		OVERALL		5-3-0		2-0-0		15-1-0							
23-10-0		6-6-0		2-1-0		HOME		0-2-0		1-0-0		14-1-0							
11-8-0		5-5-0		1-2-0		AWAY		4-1-0		1-0-0		0-0-0							
2-0-0		0-0-0		0-0-0		NEUTRAL		1-0-0		0-0-0		1-0-0							
17-7-0		1-3-0		0-0-0		NON-CONFERENCE		2-3-0		2-0-0		12-1-0							
13-5-0		1-2-0		0-0-0		HOME		0-2-0		1-0-0		11-1-0							
2-2-0		0-1-0		0-0-		AWAY		1-1-0		1-0-0		0-0-0							
2-0-0		0-0-0		0-0-0		NEUTRAL		1-0-0		0-0-0		1-0-0							
19-11-0		10-8-0		3-3-0		CONFERENCE		3-0-0		0-0-0		3-0-0							
10-5-0		5-4-0		2-1-0		HOME		0-0-0		0-0-0		3-0-0							
9-6-0		5-4-0		1-2-0		AWAY		3-0-0		0-0-0		0-0-0							
0-0-0		0-0-0		0-0-0		NEUTRAL		0-0-0		0-0-0		0-0-0							
RPI	S	Opponent		Score		RPI	S	Opponent		Score		RPI	S	Opponent		Score			
1	A	Louisville		0 15		26	H	Wake Forest		6 4		65	N	Kent St.		7 3			
1	A	Louisville		6 3		26	H	Wake Forest		4 0		67	A	VCU		16 8			
1	A	Louisville		4 11		26	H	Wake Forest		8 9		67	H	VCU		9 4			
3	A	Miami (FL)		6 5		35	A	Boston College		3 0		76	A	Old Dominion		11 10			
3	A	Miami (FL)		7 3		35	A	Boston College		2 3		76	H	Old Dominion		4 2			
3	A	Miami (FL)		2 9		35	A	Boston College		4 5		81	A	Pittsburgh		4 6			
7	H	North Carolina St.		2 5								81	A	Pittsburgh		15 6			
7	H	North Carolina St.		7 8								81	A	Pittsburgh		8 3			
7	H	North Carolina St.		5 3												4 1			
14	A	Coastal Caro.		4 5												7 6			
15	H	North Carolina		1 8												207 H George Washington		15 3	
15	H	North Carolina		15 9												212 H Radford		11 3	
15	H	North Carolina		7 4												222 H Towson		10 8	
20	H	Georgia Tech		9 4												222 H Towson		4 3	
20	H	Georgia Tech		4 5												237 N Appalachian St.		8 0	
20	H	Georgia Tech		6 3												251 H VMI		18 1	
23	A	Duke		6 0												256 H Wagner		6 2	
23	A	Duke		7 6												256 H Wagner		20 7	
23	A	Duke		0 3															
24	H	East Carolina		4 2															
24	H	East Carolina		1 6															
24	H	East Carolina		5 8															
						LAST 15 GAMES													
						198 H Virginia Tech						81 A Pittsburgh							
						198 H Virginia Tech						81 A Pittsburgh							
						198 H Virginia Tech						81 A Pittsburgh							
						20 H Georgia Tech													
						20 H Georgia Tech													

Non-Div. I Games:

Virginia

20	H	Georgia Tech	6	3
123	A	Liberty	7	3

V
i
r
g
i
n
i
a

V
i
r
g
i
n
i
a

Average RPI Win:	131	WON-LOST	WINNING	LAST 15	STRENGTH OF	OPP. STRENGTH	TEAM	ADJ	CONF.	ADJ CONF.		
Average RPI Loss:	64	RECORD	PCT. RANK	GAMES	SCHEDULE	OF SCHEDULE	RPI	RPI	RPI	RPI		
DIV. I ONLY		40-15-0	.72727	14	11-4-0	28	63	14	.58657	14	17	17
DIV. I NON-CONF.		19-12-0	.6129	79	1-3-0	6	2	27	.5691	27	18	18
<hr/>												
TOTALS	RPI 1-25	RPI 26-50		W-L RECORDS		RPI 51-100		RPI 101-150		RPI 150+		
40-15-0	3-6-0	3-1-0		OVERALL		9-5-0		6-1-0		19-2-0		
28-7-0	2-2-0	2-1-0		HOME		9-3-0		3-1-0		12-0-0		
12-8-0	1-4-0	1-0-0		AWAY		0-2-0		3-0-0		7-2-0		
0-0-0	0-0-0	0-0-0		NEUTRAL		0-0-0		0-0-0		0-0-0		
19-12-0	3-6-0	3-1-0		NON-CONFERENCE		7-4-0		0-1-0		6-0-0		
17-6-0	2-2-0	2-1-0		HOME		7-2-0		0-1-0		6-0-0		
2-6-0	1-4-0	1-0-		AWAY		0-2-0		0-0-0		0-0-0		
0-0-0	0-0-0	0-0-0		NEUTRAL		0-0-0		0-0-0		0-0-0		
21-3-0	0-0-0	0-0-0		CONFERENCE		2-1-0		6-0-0		13-2-0		
11-1-0	0-0-0	0-0-0		HOME		2-1-0		3-0-0		6-0-0		
10-2-0	0-0-0	0-0-0		AWAY		0-0-0		3-0-0		7-2-0		
0-0-0	0-0-0	0-0-0		NEUTRAL		0-0-0		0-0-0		0-0-0		
<hr/>												
RPI S	Opponent	Score		RPI S	Opponent	Score		RPI S	Opponent	Score		
5 A	South Carolina	2	4	26 H	Wake Forest	0	11	51 H	Illinois	12	4	
6 H	Ole Miss	2	8	26 H	Wake Forest	7	6	51 H	Illinois	10	4	
7 H	North Carolina St.	10	13	29 A	UNCW	6	4	57 H	Ohio St.	3	2	
13 H	Virginia	5	4	29 H	UNCW	4	1	57 H	Ohio St.	4	6	
15 A	North Carolina	6	3					62 A	Col. of Charleston	4	9	
20 A	Georgia Tech	2	4					62 A	Col. of Charleston	2	4	
20 A	Georgia Tech	1	9					62 H	Col. of Charleston	5	3	
20 A	Georgia Tech	8	9					62 H	Col. of Charleston	9	5	
23 H	Duke	10	6					64 H	Marshall	9	3	
								70 H	UNCG	2	4	
								70 H	UNCG	7	4	
								96 H	High Point	2	5	
								96 H	High Point	17	5	
								96 H	High Point	4	0	
				LAST 15 GAMES								
				158 H Campbell				123 A Liberty				
				158 H Campbell				123 A Liberty				
				158 H Campbell				123 A Liberty				
				29 H UNCW								
				238 A Charleston So.								
								212 A Radford				
								212 A Radford				
								212 A Radford				
								237 H Appalachian St.				
								238 A Charleston So.				
								238 A Charleston So.				
								238 A Charleston So.				

Non-Div. I Games:

Coastal Caro.

238 A Charleston So.	9	3
238 A Charleston So.	4	6

RPI	S	Opponent	Score	
260	H	The Citadel	4	3

Coastal Caro.

C
o
a
s
t
a
l
C
a
r
o
.

C
o
a
s
t
a
l
C
a
r
o
.

Average RPI Win: 90		WON-LOST RECORD		WINNING PCT. RANK		LAST 15 GAMES		STRENGTH OF SCHEDULE		OPP. STRENGTH OF SCHEDULE		TEAM RPI		ADJ RPI		CONF. RPI		ADJ CONF. RPI					
Average RPI Loss: 46																							
DIV. I ONLY		34-21-0		.61818 68		8-7-0		3		12		15		.5854 15		1		1					
DIV. I NON-CONF.		21-4-0		.84 10		4-1-0		7		98		3		.62528 3		1		1					
TOTALS		RPI 1-25		RPI 26-50		W-L RECORDS		RPI 51-100		RPI 101-150		RPI 150+											
34-21-0		10-12-0		4-4-0		OVERALL		8-3-0		3-0-0		9-2-0											
25-9-0		3-5-0		4-0-0		HOME		6-2-0		3-0-0		9-2-0											
8-12-0		6-7-0		0-4-0		AWAY		2-1-0		0-0-0		0-0-0											
1-0-0		1-0-0		0-0-0		NEUTRAL		0-0-0		0-0-0		0-0-0											
21-4-0		3-1-0		4-1-0		NON-CONFERENCE		4-1-0		3-0-0		7-1-0											
17-2-0		1-1-0		4-0-0		HOME		2-0-0		3-0-0		7-1-0											
3-2-0		1-0-0		0-0-		AWAY		2-1-0		0-0-0		0-0-0											
1-0-0		1-0-0		0-0-0		NEUTRAL		0-0-0		0-0-0		0-0-0											
13-17-0		7-11-0		0-3-0		CONFERENCE		4-2-0		0-0-0		2-1-0											
8-7-0		2-4-0		0-0-0		HOME		4-2-0		0-0-0		2-1-0											
5-10-0		5-7-0		0-3-0		AWAY		0-0-0		0-0-0		0-0-0											
0-0-0		0-0-0		0-0-0		NEUTRAL		0-0-0		0-0-0		0-0-0											
RPI	S	Opponent		Score		RPI	S	Opponent		Score		RPI	S	Opponent		Score		RPI	S	Opponent		Score	
1	H	Louisville		6	10	26	A	Wake Forest		1	6	67	H	VCU		11	0	126	H	William & Mary		17	2
1	H	Louisville		3	2	26	A	Wake Forest		2	3	81	H	Pittsburgh		0	5	130	H	Western Caro.		10	2
1	H	Louisville		0	6	26	A	Wake Forest		4	5	81	H	Pittsburgh		4	0	148	H	Gardner-Webb		11	5
3	A	Miami (FL)		4	7	28	H	Oklahoma St.		4	3	81	H	Pittsburgh		14	2	158	H	Campbell		9	4
3	A	Miami (FL)		3	7	28	H	Oklahoma St.		7	6	90	H	Notre Dame		1	3	164	H	Winthrop		11	6
3	A	Miami (FL)		4	10	28	H	Oklahoma St.		2	1	90	H	Notre Dame		8	1	189	H	Davidson		10	2
5	N	South Carolina		15	0	29	A	UNCW		2	6	90	H	Notre Dame		3	0	197	H	Fairfield		11	0
7	A	North Carolina St.		16	4	29	H	UNCW		10	9	94	A	UCLA		4	0	197	H	Fairfield		4	3
7	A	North Carolina St.		1	10							94	A	UCLA		14	5	197	H	Fairfield		10	2
7	A	North Carolina St.		4	6							94	A	UCLA		5	6	198	H	Virginia Tech		6	0
13	A	Virginia		8	1							96	H	High Point		8	1	198	H	Virginia Tech		4	1
13	A	Virginia		9	15													198	H	Virginia Tech		3	4
13	A	Virginia		4	7													204	H	Elon		11	6
14	H	Coastal Caro.		3	6													285	H	UNC Asheville		2	3
20	H	Georgia Tech		2	3																		
20	H	Georgia Tech		8	0																		
20	H	Georgia Tech		0	6																		
23	A	Duke		11	2																		
23	A	Duke		8	2																		
23	A	Duke		12	2																		
24	A	East Carolina		17	4																		
24	H	East Carolina		9	1																		
LAST 15 GAMES																							
						7	A	North Carolina St.		1	10	24	H	East Carolina		9	1						
						7	A	North Carolina St.		16	4	1	H	Louisville		6	10						
						7	A	North Carolina St.		4	6	1	H	Louisville		3	2						
						90	H	Notre Dame		8	1												
						90	H	Notre Dame		1	3												

Non-Div. I Games:

North Carolina

90	H	Notre Dame	3	0
29	A	UNCW	2	6

N
o
r
t
h
C
a
r
o
l
i
n
a

N
o
r
t
h
C
a
r
o
l
i
n
a

Average RPI Win:		101	WON-LOST RECORD		WINNING PCT. RANK	LAST 15 GAMES		STRENGTH OF SCHEDULE		OPP. STRENGTH OF SCHEDULE	TEAM RPI	ADJ RPI	CONF. RPI	ADJ CONF. RPI			
Average RPI Loss:		36															
DIV. I ONLY			34-19-0		.64151	52	7-8-0		7	5	16	.58298	16	1	1		
DIV. I NON-CONF.			18-9-0		.66667	54	3-2-0		71	26	74	.54044	73	1	1		
TOTALS		RPI 1-25		RPI 26-50		W-L RECORDS		RPI 51-100		RPI 101-150		RPI 150+					
34-19-0		10-11-0		2-2-0		OVERALL		7-4-0		7-2-0		8-0-0					
27-9-0		8-5-0		0-0-0		HOME		5-2-0		7-2-0		7-0-0					
7-9-0		2-5-0		2-2-0		AWAY		2-2-0		0-0-0		1-0-0					
0-1-0		0-1-0		0-0-0		NEUTRAL		0-0-0		0-0-0		0-0-0					
18-9-0		1-4-0		0-0-0		NON-CONFERENCE		2-3-0		7-2-0		8-0-0					
17-6-0		1-2-0		0-0-0		HOME		2-2-0		7-2-0		7-0-0					
1-2-0		0-1-0		0-0-		AWAY		0-1-0		0-0-0		1-0-0					
0-1-0		0-1-0		0-0-0		NEUTRAL		0-0-0		0-0-0		0-0-0					
16-10-0		9-7-0		2-2-0		CONFERENCE		5-1-0		0-0-0		0-0-0					
10-3-0		7-3-0		0-0-0		HOME		3-0-0		0-0-0		0-0-0					
6-7-0		2-4-0		2-2-0		AWAY		2-1-0		0-0-0		0-0-0					
0-0-0		0-0-0		0-0-0		NEUTRAL		0-0-0		0-0-0		0-0-0					
RPI	S	Opponent		Score		RPI	S	Opponent		Score		RPI	S	Opponent		Score	
1	H	Louisville		16	5	26	A	Wake Forest		0	9	62	H	Col. of Charleston		8	3
1	H	Louisville		1	7	26	A	Wake Forest		2	4	62	H	Col. of Charleston		11	2
1	H	Louisville		12	7	26	A	Wake Forest		13	8	62	H	Col. of Charleston		1	2
2	A	Florida		0	6	35	A	Boston College		3	0	73	A	Jacksonville		2	6
2	H	Florida		2	8							73	H	Jacksonville		3	7
2	N	Florida		2	3							81	A	Pittsburgh		2	5
3	H	Miami (FL)		5	8							81	A	Pittsburgh		17	4
3	H	Miami (FL)		3	2							81	A	Pittsburgh		10	2
3	H	Miami (FL)		2	4							90	H	Notre Dame		7	6
7	H	North Carolina St.		8	5							90	H	Notre Dame		11	6
10	A	Clemson		3	7							90	H	Notre Dame		12	6
10	A	Clemson		11	2												
10	A	Clemson		3	10												
12	H	Texas Tech		4	8												
12	H	Texas Tech		10	1												
20	H	Georgia Tech		8	3												
20	H	Georgia Tech		8	2												
20	H	Georgia Tech		14	9												
23	A	Duke		4	5												
23	A	Duke		1	3												
23	A	Duke		4	3												
						LAST 15 GAMES											
						3	H	Miami (FL)		3	2	73	A	Jacksonville		2	6
						3	H	Miami (FL)		5	8	264	H	Bowling Green		6	1
						3	H	Miami (FL)		2	4	264	H	Bowling Green		10	0
						23	A	Duke		4	3						
						23	A	Duke		1	3						

Non-Div. I Games:

Florida St.

23	A	Duke	4	5
114	H	FGCU	8	11

F
l
o
r
i
d
a
S
t
.

F
l
o
r
i
d
a
S
t
.

TCU

Average RPI Win:		108	WON-LOST RECORD		WINNING PCT. RANK		LAST 15 GAMES		STRENGTH OF SCHEDULE		OPP. STRENGTH OF SCHEDULE		TEAM RPI		ADJ RPI		CONF. RPI		ADJ CONF. RPI				
DIV. I ONLY			38-14-0		.73077 13		10-5-0		63		32		17		.58223 17		3		3				
DIV. I NON-CONF.			23-5-0		.82143 11		5-0-0		66		25		11		.5941 11		4		4				
TOTALS		RPI 1-25		RPI 26-50		W-L RECORDS		RPI 51-100		RPI 101-150		RPI 150+											
38-14-0		2-2-0		6-4-0		OVERALL		9-1-0		13-6-0		8-1-0											
21-7-0		1-2-0		2-2-0		HOME		7-1-0		8-2-0		3-0-0											
14-7-0		0-0-0		3-2-0		AWAY		1-0-0		5-4-0		5-1-0											
3-0-0		1-0-0		1-0-0		NEUTRAL		1-0-0		0-0-0		0-0-0											
23-5-0		1-0-0		5-2-0		NON-CONFERENCE		3-1-0		8-2-0		6-0-0											
11-5-0		0-0-0		2-2-0		HOME		1-1-0		5-2-0		3-0-0											
9-0-0		0-0-0		2-0-		AWAY		1-0-0		3-0-0		3-0-0											
3-0-0		1-0-0		1-0-0		NEUTRAL		1-0-0		0-0-0		0-0-0											
15-9-0		1-2-0		1-2-0		CONFERENCE		6-0-0		5-4-0		2-1-0											
10-2-0		1-2-0		0-0-0		HOME		6-0-0		3-0-0		0-0-0											
5-7-0		0-0-0		1-2-0		AWAY		0-0-0		2-4-0		2-1-0											
0-0-0		0-0-0		0-0-0		NEUTRAL		0-0-0		0-0-0		0-0-0											
RPI	S	Opponent		Score		RPI	S	Opponent		Score		RPI	S	Opponent		Score							
12	H	Texas Tech		3	7	28	A	Oklahoma St.		7	11	69	H	Oklahoma		11	3	103	H	Southern California		12	11
12	H	Texas Tech		1	3	28	A	Oklahoma St.		0	9	69	H	Oklahoma		2	0	103	H	Southern California		6	16
12	H	Texas Tech		13	6	28	A	Oklahoma St.		11	6	69	H	Oklahoma		12	2	103	H	Southern California		8	3
18	N	La.-Lafayette		7	1	30	H	Gonzaga		3	4	71	N	Houston		10	1	105	A	Baylor		7	3
						30	H	Gonzaga		10	2	75	H	West Virginia		7	1	105	A	Baylor		5	8
						30	H	Gonzaga		16	1	75	H	West Virginia		10	6	105	A	Baylor		3	4
						31	A	Dallas Baptist		2	0	75	H	West Virginia		14	2	109	H	Loyola Marymount		1	0
						31	H	Dallas Baptist		1	9	97	A	UT Arlington		17	4	109	H	Loyola Marymount		5	0
						33	A	Rice		6	4	97	H	UT Arlington		5	1	109	H	Loyola Marymount		3	5
						33	N	Rice		10	0	97	H	UT Arlington		3	4	111	H	SFA		3	2
																		118	A	Penn St.		6	2
																		118	A	Penn St.		9	5
																		118	A	Penn St.		5	4
																		124	H	Kansas St.		2	1
																		124	H	Kansas St.		9	3
																		124	H	Kansas St.		3	2
																		150	A	Texas		3	4
																		150	A	Texas		0	2
																		150	A	Texas		9	5
																		175	A	Wichita St.		12	5
																		175	A	Wichita St.		17	6
																		175	A	Wichita St.		3	0
																		199	A	Kansas		3	4
																		199	A	Kansas		8	0
																		199	A	Kansas		14	6
																		215	H	Abilene Christian		6	4
																		272	H	Ark.-Pine Bluff		17	3
				LAST 15 GAMES																			

Non-Div. I Games:

TCU

105	A	Baylor	3	4
111	H	SFA	3	2

RPI	S	Opponent	Score	
281	H	UTRGV	13	0

TCU

T
C
U

T
C
U

Average RPI Win:	114	WON-LOST RECORD	WINNING PCT. RANK	LAST 15 GAMES	STRENGTH OF SCHEDULE	OPP. STRENGTH OF SCHEDULE	TEAM RPI	ADJ RPI	CONF. RPI	ADJ CONF. RPI					
Average RPI Loss:	76														
DIV. I ONLY		37-19-0	.66071	38	10-5-0	16	83	18	.5818	18	9	9			
DIV. I NON-CONF.		16-10-0	.61538	76	1-2-0	1	51	7	.60262	7	9	9			
<hr/>															
TOTALS	RPI 1-25	RPI 26-50		W-L RECORDS		RPI 51-100		RPI 101-150		RPI 150+					
37-19-0	0-4-0	11-5-0		OVERALL		8-4-0		8-5-0		10-1-0					
22-5-0	0-0-0	6-1-0		HOME		1-0-0		6-3-0		9-1-0					
14-11-0	0-1-0	4-4-0		AWAY		7-4-0		2-2-0		1-0-0					
1-3-0	0-3-0	1-0-0		NEUTRAL		0-0-0		0-0-0		0-0-0					
<hr/>															
16-10-0	0-4-0	9-4-0		NON-CONFERENCE		2-1-0		0-1-0		5-0-0					
11-1-0	0-0-0	6-1-0		HOME		1-0-0		0-0-0		4-0-0					
4-6-0	0-1-0	2-0-		AWAY		1-1-0		0-1-0		1-0-0					
1-3-0	0-3-0	1-0-0		NEUTRAL		0-0-0		0-0-0		0-0-0					
<hr/>															
21-9-0	0-0-0	2-1-0		CONFERENCE		6-3-0		8-4-0		5-1-0					
11-4-0	0-0-0	0-0-0		HOME		0-0-0		6-3-0		5-1-0					
10-5-0	0-0-0	2-1-0		AWAY		6-3-0		2-1-0		0-0-0					
0-0-0	0-0-0	0-0-0		NEUTRAL		0-0-0		0-0-0		0-0-0					
<hr/>															
RPI	S	Opponent	Score	RPI	S	Opponent	Score	RPI	S	Opponent	Score	RPI	S	Opponent	Score
9	N	LSU	5 8	27	A	Tulane	3 5	71	A	Houston	2 3	106	A	McNeese St.	2 7
12	N	Texas Tech	3 5	27	H	Tulane	9 2	79	A	Troy	4 2	119	A	Arkansas St.	6 1
17	N	TCU	1 7	33	N	Rice	4 2	79	A	Troy	1 4	119	A	Arkansas St.	5 2
21	A	Southern Miss.	2 7	38	A	Louisiana Tech	2 6	79	A	Troy	8 3	119	A	Arkansas St.	6 7
				38	H	Louisiana Tech	3 6	80	A	New Orleans	17 3	121	H	Little Rock	15 4
				40	A	Northwestern St.	10 1	80	H	New Orleans	7 4	121	H	Little Rock	5 10
				40	H	Northwestern St.	4 0	92	A	Ga. Southern	13 9	121	H	Little Rock	1 7
				43	H	Sam Houston St.	13 3	92	A	Ga. Southern	6 2	146	H	La.-Monroe	6 5
				43	H	Sam Houston St.	2 1	92	A	Ga. Southern	2 3	146	H	La.-Monroe	6 2
				43	H	Sam Houston St.	6 2	97	A	UT Arlington	19 6	146	H	La.-Monroe	8 2
				45	A	Southeastern La.	5 16	97	A	UT Arlington	1 4	147	H	Texas St.	1 2
				45	A	Southeastern La.	5 4	97	A	UT Arlington	6 4	147	H	Texas St.	1 0
				45	H	Southeastern La.	4 1					147	H	Texas St.	5 1
				47	A	South Ala.	6 3					163	H	Sacred Heart	4 0
				47	A	South Ala.	2 3					163	H	Sacred Heart	9 3
				47	A	South Ala.	5 4					163	H	Sacred Heart	8 0
												177	A	Nicholls St.	5 4
												177	H	Nicholls St.	4 3
												225	H	Georgia St.	4 1
												225	H	Georgia St.	4 2
												225	H	Georgia St.	7 3
												237	H	Appalachian St.	4 1
												237	H	Appalachian St.	1 6
												237	H	Appalachian St.	7 0

Non-Div. I Games:

La.-Lafayette

47 A South Ala.	5	4
47 A South Ala.	2	3

L
a
.
-
L
a
f
a
y
e
t
t
e

L
a
.
-
L
a
f
a
y
e
t
t
e

Average RPI Win:	102	WON-LOST	WINNING	LAST 15		STRENGTH OF	OPP. STRENGTH	TEAM	ADJ	CONF.	ADJ CONF.	
Average RPI Loss:	109	RECORD	PCT. RANK	GAMES		SCHEDULE	OF SCHEDULE	RPI	RPI	RPI	RPI	
DIV. I ONLY		36-16-1	.68868	24	9-6-0	41	71	19	.57982	19	8	8
DIV. I NON-CONF.		24-7-1	.76563	21	3-1-0	46	22	9	.59826	9	13	13
<hr/>												
TOTALS	RPI 1-25	RPI 26-50		W-L RECORDS		RPI 51-100		RPI 101-150		RPI 150+		
36-16-1	0-0-0	8-3-0		OVERALL		11-5-1		12-5-0		5-3-0		
23-4-0	0-0-0	5-2-0		HOME		6-1-0		9-0-0		3-1-0		
10-12-1	0-0-0	2-1-0		AWAY		4-4-1		2-5-0		2-2-0		
3-0-0	0-0-0	1-0-0		NEUTRAL		1-0-0		1-0-0		0-0-0		
24-7-1	0-0-0	5-0-0		NON-CONFERENCE		11-5-1		7-1-0		1-1-0		
16-2-0	0-0-0	4-0-0		HOME		6-1-0		6-0-0		0-1-0		
5-5-1	0-0-0	0-0-		AWAY		4-4-1		0-1-0		1-0-0		
3-0-0	0-0-0	1-0-0		NEUTRAL		1-0-0		1-0-0		0-0-0		
12-9-0	0-0-0	3-3-0		CONFERENCE		0-0-0		5-4-0		4-2-0		
7-2-0	0-0-0	1-2-0		HOME		0-0-0		3-0-0		3-0-0		
5-7-0	0-0-0	2-1-0		AWAY		0-0-0		2-4-0		1-2-0		
0-0-0	0-0-0	0-0-0		NEUTRAL		0-0-0		0-0-0		0-0-0		
RPI	S	Opponent	Score	RPI	S	Opponent	Score	RPI	S	Opponent	Score	
				30	H	Gonzaga	6 5	55	N	Kentucky	11 4	
				32	N	Bryant	16 2	56	H	Hartford	7 6	
				42	A	Long Beach St.	3 1	56	H	Hartford	7 4	
				42	A	Long Beach St.	0 2	56	H	Hartford	2 1	
				42	A	Long Beach St.	4 3	62	A	Col. of Charleston	7 4	
				44	H	Cal St. Fullerton	3 6	62	A	Col. of Charleston	6 6	
				44	H	Cal St. Fullerton	3 2	62	A	Col. of Charleston	3 10	
				44	H	Cal St. Fullerton	2 18	74	A	St. Mary's (CA)	4 3	
				50	H	UConn	5 3	74	H	St. Mary's (CA)	4 7	
				50	H	UConn	6 2	77	A	Oregon	1 13	
				50	H	UConn	9 6	77	A	Oregon	1 3	
								77	A	Oregon	1 0	
								84	A	Pepperdine	2 6	
								84	H	Pepperdine	4 3	
								93	H	Nevada	5 4	
								94	A	UCLA	4 3	
								94	H	UCLA	11 6	
</												

Non-Div. I Games:

UC Santa Barbara

44 H Cal St. Fullerton	3	6
44 H Cal St. Fullerton	2	18

U
C
S
a
n
t
a
B
a
r
b
a
r
a

U
C
S
a
n
t
a
B
a
r
b
a
r
a

Average RPI Win: 108		WON-LOST	WINNING	LAST 15	STRENGTH OF		OPP. STRENGTH	TEAM	ADJ	CONF.	ADJ CONF.					
Average RPI Loss: 30		RECORD	PCT. RANK	GAMES	SCHEDULE		OF SCHEDULE	RPI	RPI	RPI	RPI					
DIV. I ONLY		35-20-0	.63636	57	8-7-0		14	2	20	.57834	20	1	1			
DIV. I NON-CONF.		22-4-0	.84615	7	5-1-0		80	48	10	.59694	10	1	1			
TOTALS		RPI 1-25	RPI 26-50		W-L RECORDS		RPI 51-100		RPI 101-150		RPI 150+					
35-20-0		11-13-0	2-4-0		OVERALL		5-2-0		4-1-0		13-0-0					
23-11-0		6-6-0	1-3-0		HOME		2-1-0		3-1-0		11-0-0					
11-9-0		5-7-0	0-1-0		AWAY		3-1-0		1-0-0		2-0-0					
1-0-0		0-0-0	1-0-0		NEUTRAL		0-0-0		0-0-0		0-0-0					
22-4-0		3-0-0	1-2-0		NON-CONFERENCE		4-1-0		4-1-0		10-0-0					
16-3-0		3-0-0	0-1-0		HOME		2-1-0		3-1-0		8-0-0					
5-1-0		0-0-0	0-0-		AWAY		2-0-0		1-0-0		2-0-0					
1-0-0		0-0-0	1-0-0		NEUTRAL		0-0-0		0-0-0		0-0-0					
13-16-0		8-13-0	1-2-0		CONFERENCE		1-1-0		0-0-0		3-0-0					
7-8-0		3-6-0	1-2-0		HOME		0-0-0		0-0-0		3-0-0					
6-8-0		5-7-0	0-0-0		AWAY		1-1-0		0-0-0		0-0-0					
0-0-0		0-0-0	0-0-0		NEUTRAL		0-0-0		0-0-0		0-0-0					
RPI	S	Opponent	Score		RPI	S	Opponent	Score		RPI	S	Opponent	Score			
3	H	Miami (FL)	12	1	34	A	Georgia	5	13	67	H	VCU	9	1		
3	H	Miami (FL)	6	17	34	H	Georgia	1	3	81	A	Pittsburgh	6	13		
3	H	Miami (FL)	2	12	34	N	Georgia	6	3	81	A	Pittsburgh	6	3		
7	H	North Carolina St.	6	15	35	H	Boston College	6	3	89	A	Mercer	6	5		
7	H	North Carolina St.	16	7	35	H	Boston College	6	7	89	H	Mercer	8	9		
7	H	North Carolina St.	3	8	35	H	Boston College	3	8	92	A	Ga. Southern	6	5		
10	A	Clemson	7	8						92	H	Ga. Southern	6	1		
10	A	Clemson	7	5												
10	A	Clemson	16	1												
13	A	Virginia	4	9												
13	A	Virginia	5	4												
13	A	Virginia	3	6												
14	H	Coastal Caro.	4	2												
14	H	Coastal Caro.	9	8												
14	H	Coastal Caro.	9	1												
15	A	North Carolina	0	8												
15	A	North Carolina	3	2												
15	A	North Carolina	6	0												
16	A	Florida St.	3	8												
16	A	Florida St.	9	14												
16	A	Florida St.	2	8												
23	H	Duke	13	14	LAST 15 GAMES											
23	H	Duke	3	2	35	H	Boston College	3	8	288	H	Savannah St.	21	3		
23	H	Duke	4	10	35	H	Boston College	6	7	3	H	Miami (FL)	6	17		
					35	H	Boston College	6	3	3	H	Miami (FL)	2	12		
					34	N	Georgia	6	3							
					13	A	Virginia	5	4							

Non-Div. I Games:

Georgia Tech

13 A Virginia	4	9
13 A Virginia	3	6

Average RPI Win:	112	WON-LOST RECORD	WINNING PCT. RANK	LAST 15 GAMES	STRENGTH OF SCHEDULE	OPP. STRENGTH OF SCHEDULE	TEAM RPI	ADJ RPI	CONF. RPI	ADJ CONF. RPI		
DIV. I ONLY		36-18-0	.66667	35	8-7-0	40	29	21	.57406	21	5	5
DIV. I NON-CONF.		16-8-0	.66667	54	1-0-0	9	16	17	.58167	17	5	5
<hr/>												
TOTALS	RPI 1-25	RPI 26-50		W-L RECORDS		RPI 51-100		RPI 101-150		RPI 150+		
36-18-0	3-4-0	8-7-0		OVERALL		6-4-0		6-1-0		13-2-0		
24-4-0	1-0-0	7-3-0		HOME		2-0-0		5-1-0		9-0-0		
9-10-0	2-2-0	1-2-0		AWAY		2-4-0		0-0-0		4-2-0		
3-4-0	0-2-0	0-2-0		NEUTRAL		2-0-0		1-0-0		0-0-0		
16-8-0	2-2-0	4-5-0		NON-CONFERENCE		4-0-0		3-1-0		3-0-0		
11-2-0	1-0-0	3-1-0		HOME		2-0-0		2-1-0		3-0-0		
2-2-0	1-0-0	1-0-		AWAY		0-0-0		0-0-0		0-0-0		
3-4-0	0-2-0	0-2-0		NEUTRAL		2-0-0		1-0-0		0-0-0		
20-10-0	1-2-0	4-2-0		CONFERENCE		2-4-0		3-0-0		10-2-0		
13-2-0	0-0-0	4-2-0		HOME		0-0-0		3-0-0		6-0-0		
7-8-0	1-2-0	0-0-0		AWAY		2-4-0		0-0-0		4-2-0		
0-0-0	0-0-0	0-0-0		NEUTRAL		0-0-0		0-0-0		0-0-0		
RPI S	Opponent	Score	RPI S	Opponent	Score	RPI S	Opponent	Score	RPI S	Opponent	Score	
6 A	Ole Miss	5 1	27 A	Tulane	0 12	60 H	Alabama	9 2	128 H	Western Ky.	3 0	
6 N	Ole Miss	2 6	27 N	Tulane	7 12	64 A	Marshall	14 4	128 H	Western Ky.	12 5	
11 N	Mississippi St.	5 13	33 H	Rice	2 1	64 A	Marshall	3 2	128 H	Western Ky.	13 4	
18 H	La.-Lafayette	7 2	33 H	Rice	3 4	64 A	Marshall	8 10	129 H	Samford	8 2	
22 A	Fla. Atlantic	5 9	33 H	Rice	2 1	79 N	Troy	6 2	129 H	Samford	8 10	
22 A	Fla. Atlantic	4 9	38 H	Louisiana Tech	7 3	80 H	New Orleans	7 4	129 H	Samford	6 3	
22 A	Fla. Atlantic	4 3	38 H	Louisiana Tech	2 0	83 N	Michigan St.	2 0	135 N	Auburn	3 1	
			38 H	Louisiana Tech	5 7	87 A	FIU	8 13	152 A	UAB	3 5	
			40 H	Northwestern St.	8 5	87 A	FIU	5 6	152 A	UAB	7 8	
			40 H	Northwestern St.	15 5	87 A	FIU	2 5	152 A	UAB	11 0	
			40 H	Northwestern St.	8 6				155 A	Charlotte	9 6	
			45 A	Southeastern La.	9 7				155 A	Charlotte	16 6	
			45 H	Southeastern La.	2 4				155 A	Charlotte	9 1	
			47 A	South Ala.	3 9				160 H	Middle Tenn.	9 5	
			47 N	South Ala.	2 4				160 H	Middle Tenn.	6 4	
									160 H	Middle Tenn.	12 11	
									185 H	UTSA	13 2	
									185 H	UTSA	11 2	
									185 H	UTSA	6 5	
									273 H	Eastern Ill.	6 1	
									273 H	Eastern Ill.	18 1	
									273 H	Eastern Ill.	6 4	
			LAST 15 GAMES									
			87 A	FIU	8 13	128 H	Western Ky.	3 0				
			87 A	FIU	2 5	128 H	Western Ky.	12 5				
			87 A	FIU	5 6	22 A	Fla. Atlantic	4 3				
			38 H	Louisiana Tech	2 0							
			38 H	Louisiana Tech	7 3							

Non-Div. I Games:

Southern Miss.

38 H Louisiana Tech	5	7
128 H Western Ky.	13	4

S
o
u
t
h
e
r
n
M
i
s
s
.

S
o
u
t
h
e
r
n
M
i
s
s
.

Average RPI Win: 128		WON-LOST	WINNING	LAST 15	STRENGTH OF		OPP. STRENGTH	TEAM	ADJ	CONF.	ADJ CONF.
Average RPI Loss: 91		RECORD	PCT. RANK	GAMES	SCHEDULE		OF SCHEDULE	RPI	RPI	RPI	RPI
DIV. I ONLY		37-15-0	.71154	17	10-5-0		102	25	22	.57042	22
DIV. I NON-CONF.		16-7-0	.69565	44	0-3-0		69	30	26	.56936	26
TOTALS		RPI 1-25	RPI 26-50		W-L RECORDS		RPI 51-100		RPI 101-150		RPI 150+
37-15-0		5-3-0	1-1-0		OVERALL		8-5-0		7-2-0		16-4-0
22-6-0		2-1-0	0-0-0		HOME		2-1-0		6-1-0		12-3-0
13-9-0		3-2-0	1-1-0		AWAY		6-4-0		1-1-0		2-1-0
2-0-0		0-0-0	0-0-0		NEUTRAL		0-0-0		0-0-0		2-0-0
16-7-0		3-2-0	0-0-0		NON-CONFERENCE		2-2-0		4-2-0		7-1-0
10-3-0		0-0-0	0-0-0		HOME		2-1-0		3-1-0		5-1-0
4-4-0		3-2-0	0-0-		AWAY		0-1-0		1-1-0		0-0-0
2-0-0		0-0-0	0-0-0		NEUTRAL		0-0-0		0-0-0		2-0-0
21-8-0		2-1-0	1-1-0		CONFERENCE		6-3-0		3-0-0		9-3-0
12-3-0		2-1-0	0-0-0		HOME		0-0-0		3-0-0		7-2-0
9-5-0		0-0-0	1-1-0		AWAY		6-3-0		0-0-0		2-1-0
0-0-0		0-0-0	0-0-0		NEUTRAL		0-0-0		0-0-0		0-0-0
RPI S	Opponent	Score	RPI S	Opponent	Score	RPI S	Opponent	Score	RPI S	Opponent	Score
2 A	Florida	1 2	33 A	Rice	10 3	57 A	Ohio St.	2 10	114 A	FGCU	2 3
3 A	Miami (FL)	4 3	33 A	Rice	1 9	64 A	Marshall	6 3	114 H	FGCU	5 2
3 A	Miami (FL)	2 5				64 A	Marshall	2 7	128 H	Western Ky.	4 3
11 A	Mississippi St.	10 6				64 A	Marshall	10 2	128 H	Western Ky.	4 1
11 A	Mississippi St.	4 0				76 A	Old Dominion	3 1	128 H	Western Ky.	10 2
21 H	Southern Miss.	3 4				76 A	Old Dominion	11 0	141 A	UCF	5 0
21 H	Southern Miss.	9 5				76 A	Old Dominion	10 7	141 H	UCF	1 3
21 H	Southern Miss.	9 4				87 A	FIU	3 4	143 H	Saint Joseph's	1 0
						87 A	FIU	9 1	143 H	Saint Joseph's	4 1
						87 A	FIU	6 7	152 H	UAB	5 3
						100 H	Rutgers	9 8	152 H	UAB	5 0
						100 H	Rutgers	3 2	152 H	UAB	7 3
						100 H	Rutgers	4 5	155 H	Charlotte	7 12
									155 H	Charlotte	6 7
									155 H	Charlotte	17 8
									160 A	Middle Tenn.	12 1
									160 A	Middle Tenn.	7 2
									160 A	Middle Tenn.	6 8
									180 H	Georgetown	14 2
									180 H	Georgetown	6 0
									180 H	Georgetown	11 13
									185 H	UTSA	13 5
									185 H	UTSA	5 4
									185 H	UTSA	3 1
						3 A	Miami (FL)	2 5	227 N	South Dakota St.	11 5
									227 N	South Dakota St.	4 2
									254 H	LIU Brooklyn	17 2
			LAST 15 GAMES								
			128 H	Western Ky.	4 1	185 H	UTSA	13 5			
			128 H	Western Ky.	10 2	185 H	UTSA	5 4			
			128 H	Western Ky.	4 3	3 A	Miami (FL)	2 5			
			33 A	Rice	10 3						
			33 A	Rice	1 9						

Non-Div. I Games:

Fla. Atlantic

57	A	Ohio St.	2	10
185	H	UTSA	3	1

RPI	S	Opponent	Score	
254	H	LIU Brooklyn	5	1
254	H	LIU Brooklyn	4	3

Fla. Atlantic

F
l
a
.
A
t
l
a
n
t
i
c

F
l
a
.
A
t
l
a
n
t
i
c

Duke				Through Games Of May 23, 2016											
Average RPI Win: 119		WON-LOST	WINNING	LAST 15	STRENGTH OF		OPP. STRENGTH	TEAM	ADJ		CONF.	ADJ CONF.			
Average RPI Loss: 42		RECORD	PCT. RANK	GAMES	SCHEDULE		OF SCHEDULE	RPI	RPI		RPI	RPI			
DIV. I ONLY		33-21-0	.61111	71	11-4-0		9	22	23	.56995	23	1	1		
DIV. I NON-CONF.		19-6-0	.76	23	5-0-0		61	233	25	.56948	25	1	1		
TOTALS		RPI 1-25		RPI 26-50		W-L RECORDS		RPI 51-100		RPI 101-150		RPI 150+			
33-21-0		9-14-0		1-2-0		OVERALL		6-1-0		4-2-0		13-2-0			
21-12-0		6-10-0		0-0-0		HOME		3-1-0		3-1-0		9-0-0			
11-8-0		3-4-0		1-2-0		AWAY		2-0-0		1-0-0		4-2-0			
1-1-0		0-0-0		0-0-0		NEUTRAL		1-0-0		0-1-0		0-0-0			
19-6-0		0-2-0		0-0-0		NON-CONFERENCE		4-1-0		4-2-0		11-1-0			
15-3-0		0-1-0		0-0-0		HOME		3-1-0		3-1-0		9-0-0			
3-2-0		0-1-0		0-0-		AWAY		0-0-0		1-0-0		2-1-0			
1-1-0		0-0-0		0-0-0		NEUTRAL		1-0-0		0-1-0		0-0-0			
14-15-0		9-12-0		1-2-0		CONFERENCE		2-0-0		0-0-0		2-1-0			
6-9-0		6-9-0		0-0-0		HOME		0-0-0		0-0-0		0-0-0			
8-6-0		3-3-0		1-2-0		AWAY		2-0-0		0-0-0		2-1-0			
0-0-0		0-0-0		0-0-0		NEUTRAL		0-0-0		0-0-0		0-0-0			
RPI	S	Opponent	Score	RPI	S	Opponent	Score	RPI	S	Opponent	Score	RPI	S	Opponent	Score
3	H	Miami (FL)	0 9	26	A	Wake Forest	0 12	57	N	Ohio St.	8 1	118	H	Penn St.	1 2
3	H	Miami (FL)	12 5	26	A	Wake Forest	3 2	68	H	California	6 5	123	A	Liberty	8 7
3	H	Miami (FL)	2 14	26	A	Wake Forest	2 3	68	H	California	5 4	123	H	Liberty	6 1
7	A	North Carolina St.	2 12					68	H	California	2 5	123	N	Liberty	0 1
7	A	North Carolina St.	2 1					70	H	UNCG	7 4	148	H	Gardner-Webb	4 1
7	A	North Carolina St.	2 3					81	A	Pittsburgh	7 5	148	H	Gardner-Webb	13 4
10	H	Clemson	2 3					81	A	Pittsburgh	2 1	158	A	Campbell	1 5
10	H	Clemson	5 3									158	H	Campbell	4 0
10	H	Clemson	2 1									161	H	Longwood	11 5
13	H	Virginia	3 0									189	A	Davidson	13 3
13	H	Virginia	6 7									189	H	Davidson	9 2
13	H	Virginia	0 6									198	A	Virginia Tech	2 3
14	A	Coastal Caro.	6 10									198	A	Virginia Tech	3 1
15	H	North Carolina	2 11									198	A	Virginia Tech	19 9
15	H	North Carolina	2 12									206	H	Toledo	2 1
15	H	North Carolina	2 8									206	H	Toledo	3 2
16	H	Florida St.	3 1									206	H	Toledo	6 1
16	H	Florida St.	3 4									270	H	Norfolk St.	4 3
16	H	Florida St.	5 4									278	A	N.C. Central	4 2
20	A	Georgia Tech	10 4									278	H	N.C. Central	3 0
20	A	Georgia Tech	14 13									294	H	UMES	9 1
20	A	Georgia Tech	2 3	LAST 15 GAMES											
24	H	East Carolina	6 8	81	A	Pittsburgh	7 5	148	H	Gardner-Webb	4 1				
				81	A	Pittsburgh	2 1	148	H	Gardner-Webb	13 4				
				16	H	Florida St.	3 4	7	A	North Carolina St.	2 1				
				16	H	Florida St.	3 1								
				16	H	Florida St.	5 4								

Non-Div. I Games:

Duke

270	H	Norfolk St.	4	3
161	H	Longwood	11	5

D
u
k
e

D
u
k
e

Average RPI Win:		111	WON-LOST RECORD		WINNING PCT. RANK	LAST 15 GAMES		STRENGTH OF SCHEDULE		OPP. STRENGTH OF SCHEDULE	TEAM RPI	ADJ RPI	CONF. RPI	ADJ CONF. RPI			
DIV. I ONLY			34-19-1		.63889	56		27		49	24	.56734	24	6			
DIV. I NON-CONF.			19-11-0		.63333	71		17		21	23	.57099	23	6			
TOTALS		RPI 1-25		RPI 26-50		W-L RECORDS		RPI 51-100		RPI 101-150		RPI 150+					
34-19-1		4-4-0		9-5-0		OVERALL		5-4-0		4-1-1		12-5-0					
20-10-1		1-1-0		4-1-0		HOME		5-3-0		1-1-1		9-4-0					
14-9-0		3-3-0		5-4-0		AWAY		0-1-0		3-0-0		3-1-0					
0-0-0		0-0-0		0-0-0		NEUTRAL		0-0-0		0-0-0		0-0-0					
19-11-0		4-4-0		3-2-0		NON-CONFERENCE		3-3-0		0-0-0		9-2-0					
14-5-0		1-1-0		2-0-0		HOME		3-2-0		0-0-0		8-2-0					
5-6-0		3-3-0		1-0-		AWAY		0-1-0		0-0-0		1-0-0					
0-0-0		0-0-0		0-0-0		NEUTRAL		0-0-0		0-0-0		0-0-0					
15-8-1		0-0-0		6-3-0		CONFERENCE		2-1-0		4-1-1		3-3-0					
6-5-1		0-0-0		2-1-0		HOME		2-1-0		1-1-1		1-2-0					
9-3-0		0-0-0		4-2-0		AWAY		0-0-0		3-0-0		2-1-0					
0-0-0		0-0-0		0-0-0		NEUTRAL		0-0-0		0-0-0		0-0-0					
RPI	S	Opponent		Score		RPI	S	Opponent		Score		RPI	S	Opponent		Score	
7	A	North Carolina St.		1	6	27	A	Tulane		0	3	58	H	Maryland		4	3
7	H	North Carolina St.		15	3	27	A	Tulane		7	3	71	H	Houston		3	1
13	A	Virginia		8	5	27	A	Tulane		2	5	71	H	Houston		5	1
13	A	Virginia		6	1	29	H	UNCW		9	6	71	H	Houston		1	6
13	A	Virginia		2	4	33	A	Rice		10	1	73	H	Jacksonville		6	8
15	A	North Carolina		1	9	33	A	Rice		2	7	73	H	Jacksonville		6	3
15	H	North Carolina		4	17	33	A	Rice		1	4	73	H	Jacksonville		13	0
23	A	Duke		8	6	45	H	Southeastern La.		2	1	78	H	Tennessee		2	5
						50	A	UConn		4	3	96	A	High Point		1	5
						50	A	UConn		3	2						
						50	A	UConn		11	9						
						50	H	UConn		3	2						
						50	H	UConn		1	5						
						50	H	UConn		2	1						
						LAST 15 GAMES											
						141	A	UCF		8	7	50	A	UConn		3	2
						141	A	UCF		7	1	50	A	UConn		11	9
						141	A	UCF		5	3	50	A	UConn		4	3
						174	H	South Fla.		5	6						
						174	H	South Fla.		1	5						

Non-Div. I Games:

East Carolina

174	H	South Fla.	14	7
15	A	North Carolina	1	9

E
a
s
t
C
a
r
o
l
i
n
a

E
a
s
t
C
a
r
o
l
i
n
a

Average RPI Win:	100	WON-LOST	WINNING	LAST 15	STRENGTH OF	OPP. STRENGTH	TEAM	ADJ	CONF.	ADJ CONF.		
Average RPI Loss:	79	RECORD	PCT. RANK	GAMES	SCHEDULE	OF SCHEDULE	RPI	RPI	RPI	RPI		
DIV. I ONLY		33-20-0	.62264	64	9-6-0	24	50	25	.56668	25	4	4
DIV. I NON-CONF.		16-5-0	.7619	22	0-0-0	12	95	7	.60262	7	3	3
<hr/>												
TOTALS	RPI 1-25	RPI 26-50		W-L RECORDS		RPI 51-100		RPI 101-150		RPI 150+		
33-20-0	0-0-0	8-6-0		OVERALL		13-7-0		3-5-0		9-2-0		
21-7-0	0-0-0	3-3-0		HOME		8-2-0		2-0-0		8-2-0		
11-12-0	0-0-0	4-2-0		AWAY		5-5-0		1-5-0		1-0-0		
1-1-0	0-0-0	1-1-0		NEUTRAL		0-0-0		0-0-0		0-0-0		
16-5-0	0-0-0	6-3-0		NON-CONFERENCE		1-1-0		2-0-0		7-1-0		
11-2-0	0-0-0	2-1-0		HOME		1-0-0		2-0-0		6-1-0		
4-2-0	0-0-0	3-0-		AWAY		0-1-0		0-0-0		1-0-0		
1-1-0	0-0-0	1-1-0		NEUTRAL		0-0-0		0-0-0		0-0-0		
17-15-0	0-0-0	2-3-0		CONFERENCE		12-6-0		1-5-0		2-1-0		
10-5-0	0-0-0	1-2-0		HOME		7-2-0		0-0-0		2-1-0		
7-10-0	0-0-0	1-1-0		AWAY		5-4-0		1-5-0		0-0-0		
0-0-0	0-0-0	0-0-0		NEUTRAL		0-0-0		0-0-0		0-0-0		
RPI	S	Opponent	Score	RPI	S	Opponent	Score	RPI	S	Opponent	Score	
				27	N	Tulane	10 11	52	H	Oregon St.	6 5	
				33	A	Rice	8 1	52	H	Oregon St.	6 1	
				33	A	Rice	6 2	52	H	Oregon St.	4 1	
				33	A	Rice	3 4	53	A	Washington	4 8	
				36	N	Nebraska	11 10	53	A	Washington	17 7	
				39	A	Arizona St.	8 0	53	A	Washington	3 6	
				39	A	Arizona St.	5 7	66	A	Lamar	5 13	
				39	H	Arizona St.	4 2	68	A	California	3 0	
				39	H	Arizona St.	1 5	68	A	California	7 6	
				39	H	Arizona St.	2 5	68	A	California	8 5	
				40	H	Northwestern St.	4 1	74	H	St. Mary's (CA)	11 5	
				40	H	Northwestern St.	4 6	77	A	Oregon	2 4	
				44	H	Cal St. Fullerton	2 0	77	A	Oregon	5 4	
				48	A	BYU	11 5	77	A	Oregon	0 3	
								85	H	Stanford	4 1	
								85	H	Stanford	4 1	
								85	H	Stanford	5 6	
								94	H	UCLA	6 5	
								94	H	UCLA	3 4	
								94	H	UCLA	6 1	
				LAST 15 GAMES								
				77	A	Oregon	5 4	52	H	Oregon St.	4 1	
				77	A	Oregon	2 4	52	H	Oregon St.	6 1	
				77	A	Oregon	0 3	103	A	Southern California	2 5	
				39	H	Arizona St.	1 5					
				39	H	Arizona St.	4 2					

Non-Div. I Games:

Arizona

39 H Arizona St.	2	5
52 H Oregon St.	6	5

A
r
i
z
o
n
a

A
r
i
z
o
n
a

Average RPI Win:		122	WON-LOST RECORD		WINNING PCT. RANK		LAST 15 GAMES		STRENGTH OF SCHEDULE		OPP. STRENGTH OF SCHEDULE		TEAM RPI		ADJ RPI		CONF. RPI		ADJ CONF. RPI					
DIV. I ONLY			32-23-0		.58182		90		9-6-0		22		14		26		.56387		26		1		1	
DIV. I NON-CONF.			19-6-0		.76		23		3-0-0		166		142		24		.56982		24		1		1	
TOTALS		RPI 1-25		RPI 26-50				W-L RECORDS				RPI 51-100				RPI 101-150				RPI 150+				
32-23-0		10-13-0		1-2-0				OVERALL				5-3-0				1-2-0				15-3-0				
19-8-0		8-7-0		0-0-0				HOME				2-0-0				0-0-0				9-1-0				
12-15-0		2-6-0		1-2-0				AWAY				3-3-0				1-2-0				5-2-0				
1-0-0		0-0-0		0-0-0				NEUTRAL				0-0-0				0-0-0				1-0-0				
19-6-0		1-1-0		0-0-0				NON-CONFERENCE				4-1-0				1-2-0				13-2-0				
11-1-0		0-0-0		0-0-0				HOME				2-0-0				0-0-0				9-1-0				
7-5-0		1-1-0		0-0-				AWAY				2-1-0				1-2-0				3-1-0				
1-0-0		0-0-0		0-0-0				NEUTRAL				0-0-0				0-0-0				1-0-0				
13-17-0		9-12-0		1-2-0				CONFERENCE				1-2-0				0-0-0				2-1-0				
8-7-0		8-7-0		0-0-0				HOME				0-0-0				0-0-0				0-0-0				
5-10-0		1-5-0		1-2-0				AWAY				1-2-0				0-0-0				2-1-0				
0-0-0		0-0-0		0-0-0				NEUTRAL				0-0-0				0-0-0				0-0-0				
RPI	S	Opponent		Score		RPI	S	Opponent		Score		RPI	S	Opponent		Score		RPI	S	Opponent		Score		
1	H	Louisville		2	9	35	A	Boston College		8	6	64	A	Marshall		3	1	103	A	Southern California		4	9	
1	H	Louisville		1	3	35	A	Boston College		3	4	70	A	UNCG		3	18	103	A	Southern California		1	2	
1	H	Louisville		4	9	35	A	Boston College		8	9	70	H	UNCG		6	4	103	A	Southern California		5	4	
7	A	North Carolina St.		7	11							90	A	Notre Dame		15	13	155	A	Charlotte		6	7	
7	A	North Carolina St.		1	6							90	A	Notre Dame		5	6	155	H	Charlotte		6	5	
7	A	North Carolina St.		2	3							90	A	Notre Dame		2	10	157	H	UMBC		10	8	
10	H	Clemson		6	4							96	A	High Point		9	2	180	H	Georgetown		3	1	
10	H	Clemson		5	6							96	H	High Point		8	3	189	A	Davidson		7	6	
10	H	Clemson		8	13													189	H	Davidson		7	4	
13	A	Virginia		4	6													190	H	Richmond		17	4	
13	A	Virginia		9	8													198	A	Virginia Tech		13	20	
13	A	Virginia		0	4													198	A	Virginia Tech		15	5	
14	A	Coastal Caro.		6	7													198	A	Virginia Tech		12	6	
14	A	Coastal Caro.		11	0													204	A	Elon		4	3	
15	H	North Carolina		6	1													222	H	Towson		8	4	
15	H	North Carolina		3	2													237	A	Appalachian St.		15	9	
15	H	North Carolina		5	4													237	N	Appalachian St.		10	7	
16	H	Florida St.		4	2													239	H	Harvard		3	6	
16	H	Florida St.		8	13													251	H	VMI		8	4	
16	H	Florida St.		9	0													289	H	Mt. St. Mary's		8	2	
23	H	Duke		2	3													295	H	Saint Peter's		8	2	
23	H	Duke		12	0	LAST 15 GAMES																		
23	H	Duke		3	2	1	H	Louisville		4	9	96	A	High Point		9	2	35	A	Boston College		3	4	
						1	H	Louisville		2	9	35	A	Boston College		3	4	35	A	Boston College		8	9	
						1	H	Louisville		1	3	35	A	Boston College		8	9							
						64	A	Marshall		3	1													
						198	A	Virginia Tech		15	5													

Non-Div. I Games:

Wake Forest

198 A Virginia Tech	13	20
198 A Virginia Tech	12	6

Wake Forest

Wake Forest

219 H Memphis	1	8
219 H Memphis	1	0

T
u
l
a
n
e

T
u
l
a
n
e

[illegible]

Non-Div. I Games:

Oklahoma St.

69 N Oklahoma	10	9
69 N Oklahoma	1	9

O
k
l
a
h
o
m
a
s
t
.

O
k
l
a
h
o
m
a
s
t
.

UNCW

Average RPI Win: 167		WON-LOST RECORD		WINNING PCT. RANK		LAST 15 GAMES		STRENGTH OF SCHEDULE		OPP. STRENGTH OF SCHEDULE		TEAM RPI		ADJ RPI		CONF. RPI		ADJ CONF. RPI			
DIV. I ONLY		37-15-0		.71154 17		10-5-0		111		111		29		.56316 29		14		14			
DIV. I NON-CONF.		21-9-0		.7 41		2-1-0		56		72		22		.57159 22		15		15			
TOTALS		RPI 1-25		RPI 26-50		W-L RECORDS		RPI 51-100		RPI 101-150		RPI 150+									
37-15-0		2-5-0		0-0-0		OVERALL		6-4-0		9-2-0		20-4-0									
29-3-0		2-1-0		0-0-0		HOME		5-1-0		4-1-0		18-0-0									
8-12-0		0-4-0		0-0-0		AWAY		1-3-0		5-1-0		2-4-0									
0-0-0		0-0-0		0-0-0		NEUTRAL		0-0-0		0-0-0		0-0-0									
21-9-0		2-5-0		0-0-0		NON-CONFERENCE		4-3-0		4-1-0		11-0-0									
19-2-0		2-1-0		0-0-0		HOME		3-0-0		4-1-0		10-0-0									
2-7-0		0-4-0		0-0-		AWAY		1-3-0		0-0-0		1-0-0									
0-0-0		0-0-0		0-0-0		NEUTRAL		0-0-0		0-0-0		0-0-0									
16-6-0		0-0-0		0-0-0		CONFERENCE		2-1-0		5-1-0		9-4-0									
10-1-0		0-0-0		0-0-0		HOME		2-1-0		0-0-0		8-0-0									
6-5-0		0-0-0		0-0-0		AWAY		0-0-0		5-1-0		1-4-0									
0-0-0		0-0-0		0-0-0		NEUTRAL		0-0-0		0-0-0		0-0-0									
RPI	S	Opponent		Score		RPI	S	Opponent		Score		RPI	S	Opponent		Score					
7	A	North Carolina St.		2	5			54	A	North Florida		11	12	118	H	Penn St.		4	5		
7	H	North Carolina St.		6	4			54	A	North Florida		1	13	118	H	Penn St.		5	1		
14	A	Coastal Caro.		1	4			54	A	North Florida		2	3	118	H	Penn St.		11	2		
14	H	Coastal Caro.		4	6			62	H	Col. of Charleston		9	5	126	A	William & Mary		6	1		
15	A	North Carolina		9	10			62	H	Col. of Charleston		5	8	126	A	William & Mary		7	4		
15	H	North Carolina		6	2			62	H	Col. of Charleston		8	3	126	A	William & Mary		2	1		
24	A	East Carolina		6	9			67	H	VCU		11	4	130	H	Western Caro.		15	2		
								70	H	UNCG		8	4	139	H	St. John's (NY)		16	1		
								96	A	High Point		5	1	149	A	Delaware		12	2		
								96	H	High Point		11	6	149	A	Delaware		7	11		
														149	A	Delaware		6	2		
														158	A	Campbell		11	4		
														158	H	Campbell		14	7		
														167	A	Northeastern		4	9		
														167	A	Northeastern		0	3		
														181	A	James Madison		7	11		
														181	A	James Madison		6	8		
														181	A	James Madison		5	3		
														190	H	Richmond		12	9		
														204	H	Elon		12	3		
														204	H	Elon		10	4		
														211	H	Eastern Ky.		10	7		
														222	H	Towson		6	2		
														222	H	Towson		7	2		
														222	H	Towson		11	4		
														227	H	South Dakota St.		15	5		
														244	H	ETSU		17	7		
				LAST 15 GAMES																	
				149	A	Delaware		6	2	15	H	North Carolina		6	2	222	H	Towson		7	2
				149	A	Delaware		7	11	62	H	Col. of Charleston		5	8	222	H	Towson		11	4
				149	A	Delaware		12	2	62	H	Col. of Charleston		9	5	227	H	South Dakota St.		15	5
				14	A	Coastal Caro.		1	4							244	H	ETSU		17	7
				181	A	James Madison		7	11												

Non-Div. I Games:

UNCW

181	A	James Madison	6	8
181	A	James Madison	5	3

RPI	S	Opponent	Score	
244	H	ETSU	15	5
244	H	ETSU	16	11
250	H	Hofstra	10	5
250	H	Hofstra	6	5
250	H	Hofstra	18	4
284	H	Iona	19	7
284	H	Iona	11	4
284	H	Iona	11	1

Average RPI Win:	156	WON-LOST	WINNING	LAST 15	STRENGTH OF	OPP. STRENGTH	TEAM	ADJ	CONF.	ADJ CONF.					
Average RPI Loss:	96	RECORD	PCT. RANK	GAMES	SCHEDULE	OF SCHEDULE	RPI	RPI	RPI	RPI					
DIV. I ONLY		33-17-0	.66	43	10-5-0	144	84	30	.56219	30	11	11			
DIV. I NON-CONF.		15-8-0	.65217	65	3-1-0	152	45	28	.56852	28	8	8			
<hr/>															
TOTALS	RPI 1-25	RPI 26-50		W-L RECORDS		RPI 51-100		RPI 101-150		RPI 150+					
33-17-0	1-3-0	1-2-0		OVERALL		6-5-0		7-4-0		18-3-0					
8-2-0	0-0-0	0-0-0		HOME		2-1-0		0-0-0		6-1-0					
23-13-0	1-3-0	1-2-0		AWAY		4-3-0		7-3-0		10-2-0					
2-2-0	0-0-0	0-0-0		NEUTRAL		0-1-0		0-1-0		2-0-0					
<hr/>															
15-8-0	1-3-0	0-0-0		NON-CONFERENCE		3-2-0		1-1-0		10-2-0					
1-0-0	0-0-0	0-0-0		HOME		0-0-0		0-0-0		1-0-0					
12-6-0	1-3-0	0-0-		AWAY		3-1-0		1-0-0		7-2-0					
2-2-0	0-0-0	0-0-0		NEUTRAL		0-1-0		0-1-0		2-0-0					
<hr/>															
18-9-0	0-0-0	1-2-0		CONFERENCE		3-3-0		6-3-0		8-1-0					
7-2-0	0-0-0	0-0-0		HOME		2-1-0		0-0-0		5-1-0					
11-7-0	0-0-0	1-2-0		AWAY		1-2-0		6-3-0		3-0-0					
0-0-0	0-0-0	0-0-0		NEUTRAL		0-0-0		0-0-0		0-0-0					
<hr/>															
RPI S	Opponent	Score		RPI S	Opponent	Score		RPI S	Opponent	Score					
17 A	TCU	4	3	48 A	BYU	2	11	53 A	Washington	0	2	109 A	Loyola Marymount	4	0
17 A	TCU	2	10	48 A	BYU	4	5	53 A	Washington	8	6	109 A	Loyola Marymount	4	1
17 A	TCU	1	16	48 A	BYU	9	5	74 A	St. Mary's (CA)	5	6	109 A	Loyola Marymount	9	7
19 A	UC Santa Barbara	5	6					74 A	St. Mary's (CA)	7	1	115 N	Bradley	4	5
								74 A	St. Mary's (CA)	0	2	117 A	Arkansas	15	10
								77 A	Oregon	5	4	120 A	San Diego	8	0
								77 A	Oregon	9	7	120 A	San Diego	4	10
								84 H	Pepperdine	4	3	120 A	San Diego	7	6
								84 H	Pepperdine	11	4	138 A	San Francisco	1	9
								84 H	Pepperdine	4	7	138 A	San Francisco	10	2
								90 N	Notre Dame	6	7	138 A	San Francisco	3	5
												183 H	Santa Clara	3	0
												183 H	Santa Clara	0	6
												183 H	Santa Clara	7	4
												184 A	Washington St.	5	2
												184 A	Washington St.	7	4
												184 H	Washington St.	8	0
												185 A	UTSA	12	4
												185 A	UTSA	12	3
												185 A	UTSA	3	1
												210 A	Grand Canyon	11	2
												210 A	Grand Canyon	0	3
												210 A	Grand Canyon	1	7
												210 A	Grand Canyon	21	9
												221 A	Pacific	10	5
												221 A	Pacific	5	3
												221 A	Pacific	6	0
<hr/>															
LAST 15 GAMES				LAST 15 GAMES				LAST 15 GAMES				LAST 15 GAMES			
19 A	UC Santa Barbara	5	6	109 A	Loyola Marymount	4	1	77 A	Oregon	5	4	221 A	Pacific	5	3
120 A	San Diego	4	10	77 A	Oregon	9	7								
120 A	San Diego	8	0												
120 A	San Diego	7	6												
184 A	Washington St.	5	2												

Non-Div. I Games:

Gonzaga

109	A	Loyola Marymount	9	7
109	A	Loyola Marymount	4	0

RPI	S	Opponent	Score	
232	H	Portland	3	0
232	H	Portland	18	1
232	H	Portland	14	5
274	N	Incarnate Word	8	5
282	N	Texas Southern	18	3

Gonzaga

G
o
n
z
a
g
a

G
o
n
z
a
g
a

Average RPI Win:		130	WON-LOST RECORD		WINNING PCT. RANK	LAST 15 GAMES		STRENGTH OF SCHEDULE		OPP. STRENGTH OF SCHEDULE	TEAM RPI	ADJ RPI		CONF. RPI	ADJ CONF. RPI		
Average RPI Loss:		96															
DIV. I ONLY			37-17-0		.68519	26	10-5-0		71	96	31	.56137	31	10	10		
DIV. I NON-CONF.			22-12-0		.64706	68	2-1-0		83	47	64	.54417	64	12	12		
<hr/>																	
TOTALS		RPI 1-25		RPI 26-50		W-L RECORDS		RPI 51-100		RPI 101-150		RPI 150+					
37-17-0		1-1-0		0-3-0		OVERALL		14-4-0		12-7-0		10-2-0					
24-9-0		0-1-0		0-1-0		HOME		7-3-0		11-4-0		6-0-0					
13-8-0		1-0-0		0-2-0		AWAY		7-1-0		1-3-0		4-2-0					
0-0-0		0-0-0		0-0-0		NEUTRAL		0-0-0		0-0-0		0-0-0					
22-12-0		1-1-0		0-3-0		NON-CONFERENCE		9-3-0		6-4-0		6-1-0					
17-7-0		0-1-0		0-1-0		HOME		5-2-0		6-3-0		6-0-0					
5-5-0		1-0-0		0-0-		AWAY		4-1-0		0-1-0		0-1-0					
0-0-0		0-0-0		0-0-0		NEUTRAL		0-0-0		0-0-0		0-0-0					
15-5-0		0-0-0		0-0-0		CONFERENCE		5-1-0		6-3-0		4-1-0					
7-2-0		0-0-0		0-0-0		HOME		2-1-0		5-1-0		0-0-0					
8-3-0		0-0-0		0-0-0		AWAY		3-0-0		1-2-0		4-1-0					
0-0-0		0-0-0		0-0-0		NEUTRAL		0-0-0		0-0-0		0-0-0					
RPI	S	Opponent		Score		RPI	S	Opponent		Score		RPI	S	Opponent		Score	
17	A	TCU		9	1	28	A	Oklahoma St.		7	8	59	H	Oral Roberts		6	1
17	H	TCU		0	2	28	H	Oklahoma St.		6	7	59	H	Oral Roberts		7	12
						33	A	Rice		2	6	59	H	Oral Roberts		4	7
												60	A	New Mexico		33	8
												60	A	New Mexico		12	11
												60	A	New Mexico		5	2
												63	A	Indiana St.		10	5
												63	A	Indiana St.		7	6
												63	A	Indiana St.		3	2
												69	A	Oklahoma		2	12
												86	H	Iowa		4	1
												86	H	Iowa		5	1
												86	H	Iowa		7	3
												97	A	UT Arlington		7	3
												97	H	UT Arlington		13	2
												98	H	Missouri St.		3	5
												98	H	Missouri St.		9	5
												98	H	Missouri St.		7	2
														La.-Monroe			
												146	H	La.-Monroe		3	6
												146	H	La.-Monroe		7	3
												175	A	Wichita St.		7	5
												175	A	Wichita St.		3	4
												175	A	Wichita St.		5	4
												194	H	Lipscomb		6	5
												194	H	Lipscomb		10	3
												194	H	Lipscomb		9	1
												213	A	Illinois St.		7	1
												213	A	Illinois St.		7	2
<hr/>																	
LAST 15 GAMES																	
						175	A	Wichita St.		3	4	28	A	Oklahoma St.		7	8
						175	A	Wichita St.		7	5	137	H	Evansville		12	8
						175	A	Wichita St.		5	4	137	H	Evansville		12	2
						215	H	Abilene Christian		3	2						
						98	H	Missouri St.		3	5						

Non-Div. I Games:

Dallas Baptist

98 H Missouri St.	7	2
98 H Missouri St.	9	5

RPI	S	Opponent	Score	
215	A	Abilene Christian	2	3
215	H	Abilene Christian	3	2
274	H	Incarnate Word	17	1
282	H	Texas Southern	15	9

Dallas Baptist

D
a
l
l
a
s
B
a
p
t
i
s
t

D
a
l
l
a
s
B
a
p
t
i
s
t

Average RPI Win:		208	WON-LOST RECORD		WINNING PCT. RANK		LAST 15 GAMES		STRENGTH OF SCHEDULE		OPP. STRENGTH OF SCHEDULE		TEAM RPI		ADJ RPI		CONF. RPI		ADJ CONF. RPI	
DIV. I ONLY			44-10-0		.81481 2		13-2-0		231		223		32		.56082 32		26		26	
DIV. I NON-CONF.			18-6-0		.75 28		1-0-0		144		146		21		.57777 21		26		26	
TOTALS		RPI 1-25		RPI 26-50		W-L RECORDS		RPI 51-100		RPI 101-150		RPI 150+								
44-10-0		0-1-0		1-1-0		OVERALL		2-3-0		3-0-0		38-5-0								
15-3-0		0-0-0		0-0-0		HOME		0-1-0		0-0-0		15-2-0								
24-6-0		0-0-0		1-1-0		AWAY		1-2-0		2-0-0		20-3-0								
5-1-0		0-1-0		0-0-0		NEUTRAL		1-0-0		1-0-0		3-0-0								
18-6-0		0-1-0		1-1-0		NON-CONFERENCE		2-3-0		3-0-0		12-1-0								
3-1-0		0-0-0		0-0-0		HOME		0-1-0		0-0-0		3-0-0								
10-4-0		0-0-0		1-0-		AWAY		1-2-0		2-0-0		6-1-0								
5-1-0		0-1-0		0-0-0		NEUTRAL		1-0-0		1-0-0		3-0-0								
26-4-0		0-0-0		0-0-0		CONFERENCE		0-0-0		0-0-0		26-4-0								
12-2-0		0-0-0		0-0-0		HOME		0-0-0		0-0-0		12-2-0								
14-2-0		0-0-0		0-0-0		AWAY		0-0-0		0-0-0		14-2-0								
0-0-0		0-0-0		0-0-0		NEUTRAL		0-0-0		0-0-0		0-0-0								
RPI	S	Opponent		Score		RPI	S	Opponent		Score		RPI	S	Opponent		Score				
19	N	UC Santa Barbara		2	16	35	A	Boston College		18	6	55	N	Kentucky		7	4			
						50	A	UConn		3	6	56	H	Hartford		8	9			
												58	A	Maryland		6	8			
												58	A	Maryland		3	5			
												58	A	Maryland		2	0			
												118	N	Penn St.		3	1			
												127	A	Rhode Island		6	5			
												149	A	Delaware		16	5			
												163	H	Sacred Heart		6	3			
												163	H	Sacred Heart		1	3			
												163	H	Sacred Heart		3	0			
												163	H	Sacred Heart		7	3			
												167	A	Northeastern		19	2			
												168	N	Monmouth		8	4			
												168	N	Monmouth		8	5			
												171	H	Stony Brook		14	5			
												171	H	Stony Brook		8	4			
												171	H	Stony Brook		6	2			
												188	A	San Diego St.		10	2			
												203	A	Central Conn. St.		6	1			
												203	A	Central Conn. St.		7	0			
												203	A	Central Conn. St.		8	1			
												203	A	Central Conn. St.		5	4			
												203	H	Central Conn. St.		9	1			
												203	H	Central Conn. St.		4	8			
												203	H	Central Conn. St.		9	2			
												203	H	Central Conn. St.		9	3			
												217	A	UMass Lowell		15	4			
												240	A	Brown		15	3			
												253	N	Army West Point		6	1			
												254	A	LIU Brooklyn		21	8			
												254	A	LIU Brooklyn		15	5			
LAST 15 GAMES																				
												289	A	Mt. St. Mary's		19	1			
												289	A	Mt. St. Mary's		12	1			
												289	A	Mt. St. Mary's		8	0			
												289	A	Mt. St. Mary's		6	0			
												217	A	UMass Lowell		15	4			

Non-Div. I Games:

Bryant

203 H Central Conn. St.	9	3
203 H Central Conn. St.	9	2

RPI	S	Opponent	Score	
254	A	LIU Brooklyn	2	7
254	A	LIU Brooklyn	7	3
254	H	LIU Brooklyn	3	1
254	H	LIU Brooklyn	5	1
256	H	Wagner	5	1
256	H	Wagner	10	4
256	H	Wagner	7	0
256	H	Wagner	3	2
257	A	Fairleigh Dickinson	19	1
257	A	Fairleigh Dickinson	11	9
257	A	Fairleigh Dickinson	3	10
257	A	Fairleigh Dickinson	6	2
275	A	George Mason	7	0
275	A	George Mason	2	3
275	A	George Mason	12	2
289	A	Mt. St. Mary's	6	0
289	A	Mt. St. Mary's	8	0
289	A	Mt. St. Mary's	12	1
289	A	Mt. St. Mary's	19	1

B
r
y
a
n
t

B
r
y
a
n
t

Average RPI Win: 98		WON-LOST RECORD		WINNING PCT. RANK		LAST 15 GAMES		STRENGTH OF SCHEDULE		OPP. STRENGTH OF SCHEDULE		TEAM RPI		ADJ RPI		CONF. RPI		ADJ CONF. RPI	
DIV. I ONLY		32-20-0		.61538 69		7-8-0		29		17		33		.56081 33		5		5	
DIV. I NON-CONF.		13-10-0		.56522 109		1-2-0		3		5		37		.56293 37		5		5	
TOTALS		RPI 1-25		RPI 26-50		W-L RECORDS		RPI 51-100		RPI 101-150		RPI 150+							
32-20-0		6-9-0		3-3-0		OVERALL		8-2-0		7-2-0		8-4-0							
21-9-0		5-5-0		2-0-0		HOME		4-1-0		6-1-0		4-2-0							
11-7-0		1-2-0		1-3-0		AWAY		4-0-0		1-0-0		4-2-0							
0-4-0		0-2-0		0-0-0		NEUTRAL		0-1-0		0-1-0		0-0-0							
13-10-0		4-6-0		3-0-0		NON-CONFERENCE		2-2-0		4-2-0		0-0-0							
10-6-0		4-4-0		2-0-0		HOME		1-1-0		3-1-0		0-0-0							
3-0-0		0-0-0		1-0-		AWAY		1-0-0		1-0-0		0-0-0							
0-4-0		0-2-0		0-0-0		NEUTRAL		0-1-0		0-1-0		0-0-0							
19-10-0		2-3-0		0-3-0		CONFERENCE		6-0-0		3-0-0		8-4-0							
11-3-0		1-1-0		0-0-0		HOME		3-0-0		3-0-0		4-2-0							
8-7-0		1-2-0		0-3-0		AWAY		3-0-0		0-0-0		4-2-0							
0-0-0		0-0-0		0-0-0		NEUTRAL		0-0-0		0-0-0		0-0-0							
RPI S	Opponent	Score		RPI S	Opponent	Score		RPI S	Opponent	Score		RPI S	Opponent	Score					
4 H	Texas A&M	4	3	31 H	Dallas Baptist	6	2	66 H	Lamar	7	2	117 N	Arkansas	2	5				
17 H	TCU	4	6	38 A	Louisiana Tech	5	10	71 A	Houston	7	4	128 H	Western Ky.	3	2				
17 N	TCU	0	10	38 A	Louisiana Tech	2	12	71 H	Houston	0	10	128 H	Western Ky.	9	3				
18 N	La.-Lafayette	2	4	38 A	Louisiana Tech	3	4	71 N	Houston	6	24	128 H	Western Ky.	5	2				
21 A	Southern Miss.	1	2	43 A	Sam Houston St.	8	3	76 H	Old Dominion	6	2	141 H	UCF	13	10				
21 A	Southern Miss.	1	2	43 H	Sam Houston St.	5	3	76 H	Old Dominion	8	2	141 H	UCF	0	2				
21 A	Southern Miss.	4	3					76 H	Old Dominion	3	1	141 H	UCF	4	3				
22 H	Fla. Atlantic	9	1					87 A	FIU	12	1	147 A	Texas St.	3	1				
22 H	Fla. Atlantic	3	10					87 A	FIU	3	0	147 H	Texas St.	8	4				
24 H	East Carolina	7	2					87 A	FIU	2	0	152 H	UAB	7	3				
24 H	East Carolina	1	10									152 H	UAB	3	0				
24 H	East Carolina	4	1									152 H	UAB	2	6				
25 H	Arizona	2	6									155 H	Charlotte	5	1				
25 H	Arizona	1	8									155 H	Charlotte	12	4				
25 H	Arizona	4	3									155 H	Charlotte	0	1				
												160 A	Middle Tenn.	0	3				
												160 A	Middle Tenn.	1	0				
												160 A	Middle Tenn.	6	2				
												185 A	UTSA	1	0				
												185 A	UTSA	1	6				
												185 A	UTSA	9	4				
LAST 15 GAMES																			
				38 A	Louisiana Tech	5	10	87 A	FIU	12	1								
				38 A	Louisiana Tech	3	4	87 A	FIU	3	0								
				38 A	Louisiana Tech	2	12	87 A	FIU	2	0								
				71 N	Houston	6	24												
				22 H	Fla. Atlantic	3	10												

Non-Div. I Games:

Rice

22	H	Fla. Atlantic	9	1
71	H	Houston	0	10

R
i
c
e

R
i
c
e

Average RPI Win: 93		WON-LOST	WINNING	LAST 15	STRENGTH OF		OPP. STRENGTH	TEAM	ADJ		CONF.	ADJ CONF.
Average RPI Loss: 44		RECORD	PCT. RANK	GAMES	SCHEDULE		OF SCHEDULE	RPI	RPI		RPI	RPI
DIV. I ONLY		27-29-0	.48214	166	6-9-0		1	16	34		.55973	34
DIV. I NON-CONF.		16-10-0	.61538	76	2-1-0		14	83	52		.55453	52
TOTALS		RPI 1-25	RPI 26-50		W-L RECORDS		RPI 51-100		RPI 101-150		RPI 150+	
27-29-0		7-16-0	2-2-0		OVERALL		7-7-0		4-2-0		7-2-0	
19-15-0		4-4-0	2-2-0		HOME		6-7-0		2-1-0		5-1-0	
8-13-0		3-11-0	0-0-0		AWAY		1-0-0		2-1-0		2-1-0	
0-1-0		0-1-0	0-0-0		NEUTRAL		0-0-0		0-0-0		0-0-0	
16-10-0		2-3-0	2-2-0		NON-CONFERENCE		3-2-0		2-1-0		7-2-0	
12-7-0		1-1-0	2-2-0		HOME		2-2-0		2-1-0		5-1-0	
4-2-0		1-1-0	0-0-0		AWAY		1-0-0		0-0-0		2-1-0	
0-1-0		0-1-0	0-0-0		NEUTRAL		0-0-0		0-0-0		0-0-0	
11-19-0		5-13-0	0-0-0		CONFERENCE		4-5-0		2-1-0		0-0-0	
7-8-0		3-3-0	0-0-0		HOME		4-5-0		0-0-0		0-0-0	
4-11-0		2-10-0	0-0-0		AWAY		0-0-0		2-1-0		0-0-0	
0-0-0		0-0-0	0-0-0		NEUTRAL		0-0-0		0-0-0		0-0-0	
RPI S	Opponent	Score	RPI S	Opponent	Score	RPI S	Opponent	Score	RPI S	Opponent	Score	
2 A	Florida	2 1	47 H	South Ala.	1 3	55 H	Kentucky	6 14	107 H	Cincinnati	7 6	
2 A	Florida	0 6	49 H	Wright St.	1 3	55 H	Kentucky	4 11	113 A	Missouri	5 2	
2 A	Florida	1 4	49 H	Wright St.	5 1	55 H	Kentucky	5 2	113 A	Missouri	0 5	
4 A	Texas A&M	0 5	49 H	Wright St.	4 3	60 H	Alabama	7 10	113 A	Missouri	7 4	
4 A	Texas A&M	2 10				60 H	Alabama	12 4	128 H	Western Ky.	7 8	
4 A	Texas A&M	1 15				60 H	Alabama	7 1	130 H	Western Caro.	6 0	
5 H	South Carolina	5 3				78 H	Tennessee	2 5	153 A	Kennesaw St.	4 2	
5 H	South Carolina	1 3				78 H	Tennessee	4 5	153 H	Kennesaw St.	2 4	
5 H	South Carolina	13 4				78 H	Tennessee	10 8	155 A	Charlotte	5 10	
6 H	Ole Miss	4 6				89 A	Mercer	7 6	155 A	Charlotte	6 3	
6 H	Ole Miss	13 2				89 H	Mercer	1 3	194 H	Lipscomb	1 0	
6 H	Ole Miss	3 7				92 H	Ga. Southern	4 1	194 H	Lipscomb	8 2	
8 A	Vanderbilt	3 10				92 H	Ga. Southern	5 1	194 H	Lipscomb	9 8	
8 A	Vanderbilt	3 10				92 H	Ga. Southern	3 5	238 H	Charleston So.	5 3	
8 A	Vanderbilt	3 15							238 H	Charleston So.	10 3	
10 A	Clemson	0 12										
10 H	Clemson	6 11										
11 A	Mississippi St.	11 8										
11 A	Mississippi St.	1 3										
11 A	Mississippi St.	2 9										
20 A	Georgia Tech	3 1										
20 H	Georgia Tech	13 5										
20 N	Georgia Tech	3 6										
LAST 15 GAMES												
113 A	Missouri	5 2	130 H	Western Caro.	6 0							
78 H	Tennessee	2 5	6 H	Ole Miss	13 2							
78 H	Tennessee	4 5	6 H	Ole Miss	3 7							
78 H	Tennessee	10 8										
20 N	Georgia Tech	3 6										

Non-Div. I Games:

Georgia

113 A Missouri	0	5
113 A Missouri	7	4

G
e
o
r
g
i
a

G
e
o
r
g
i
a

Average RPI Win:		139	WON-LOST RECORD		WINNING PCT. RANK	LAST 15 GAMES	STRENGTH OF SCHEDULE		OPP. STRENGTH OF SCHEDULE	TEAM RPI	ADJ RPI	CONF. RPI	ADJ CONF. RPI
Average RPI Loss:		68											
DIV. I ONLY		31-19-0			.62 66	10-5-0	58		44	35	.55942 35	1	1
DIV. I NON-CONF.		18-4-0			.81818 12	4-1-0	239		269	55	.54977 55	1	1
TOTALS		RPI 1-25	RPI 26-50		W-L RECORDS		RPI 51-100		RPI 101-150		RPI 150+		
31-19-0		8-8-0	2-3-0		OVERALL		3-5-0		1-0-0		17-3-0		
11-7-0		4-3-0	2-3-0		HOME		0-0-0		0-0-0		5-1-0		
9-10-0		4-5-0	0-0-0		AWAY		1-5-0		1-0-0		3-0-0		
11-2-0		0-0-0	0-0-0		NEUTRAL		2-0-0		0-0-0		9-2-0		
18-4-0		0-0-0	0-2-0		NON-CONFERENCE		2-0-0		1-0-0		15-2-0		
3-2-0		0-0-0	0-2-0		HOME		0-0-0		0-0-0		3-0-0		
4-0-0		0-0-0	0-0-0		AWAY		0-0-0		1-0-0		3-0-0		
11-2-0		0-0-0	0-0-0		NEUTRAL		2-0-0		0-0-0		9-2-0		
13-15-0		8-8-0	2-1-0		CONFERENCE		1-5-0		0-0-0		2-1-0		
8-5-0		4-3-0	2-1-0		HOME		0-0-0		0-0-0		2-1-0		
5-10-0		4-5-0	0-0-0		AWAY		1-5-0		0-0-0		0-0-0		
0-0-0		0-0-0	0-0-0		NEUTRAL		0-0-0		0-0-0		0-0-0		
RPI S	Opponent	Score	RPI S	Opponent	Score	RPI S	Opponent	Score	RPI S	Opponent	Score		
1 H	Louisville	2 1	26 H	Wake Forest	6 8	57 N	Ohio St.	6 2	127 A	Rhode Island	2 1		
1 H	Louisville	2 6	26 H	Wake Forest	9 8	63 N	Indiana St.	5 3	167 A	Northeastern	7 6		
1 H	Louisville	6 1	26 H	Wake Forest	4 3	81 A	Pittsburgh	6 4	167 N	Northeastern	8 2		
7 A	North Carolina St.	1 0	32 H	Bryant	6 18	81 A	Pittsburgh	0 5	193 N	North Dakota St.	2 4		
7 A	North Carolina St.	7 0	50 H	UConn	4 9	81 A	Pittsburgh	4 5	198 H	Virginia Tech	4 1		
7 A	North Carolina St.	2 3				90 A	Notre Dame	1 4	198 H	Virginia Tech	0 5		
10 A	Clemson	2 3				90 A	Notre Dame	1 4	198 H	Virginia Tech	2 0		
10 A	Clemson	2 6				90 A	Notre Dame	9 11	201 N	Northern Ill.	5 1		
10 A	Clemson	1 6							201 N	Northern Ill.	17 0		
13 H	Virginia	5 4							201 N	Northern Ill.	5 0		
13 H	Virginia	3 2							201 N	Northern Ill.	2 1		
13 H	Virginia	0 3							230 N	Central Mich.	9 3		
16 H	Florida St.	0 3							239 A	Harvard	11 9		
20 A	Georgia Tech	3 6							243 N	Villanova	11 10		
20 A	Georgia Tech	7 6							252 A	Massachusetts	11 5		
20 A	Georgia Tech	8 3							252 H	Massachusetts	2 1		
									255 N	Northwestern	6 3		
									268 H	Niagara	9 3		
									268 H	Niagara	7 2		
									276 N	Butler	10 12		
									293 N	Chicago St.	7 1		
			LAST 15 GAMES										
			20 A	Georgia Tech	8 3	26 H	Wake Forest	6 8					
			20 A	Georgia Tech	7 6	167 A	Northeastern	7 6					
			20 A	Georgia Tech	3 6	127 A	Rhode Island	2 1					
			268 H	Niagara	9 3								
			268 H	Niagara	7 2								

Non-Div. I Games:

Boston College

26 H Wake Forest	4	3
26 H Wake Forest	9	8

B
o
s
t
o
n
C
o
l
l
e
g
e

B
o
s
t
o
n
C
o
l
l
e
g
e

Average RPI Win: 134		WON-LOST	WINNING	LAST 15	STRENGTH OF		OPP. STRENGTH	TEAM	ADJ		CONF.	ADJ CONF.
Average RPI Loss: 88		RECORD	PCT. RANK	GAMES	SCHEDULE		OF SCHEDULE	RPI	RPI		RPI	RPI
DIV. I ONLY		37-18-0	.67273	34	12-3-0		101	79	36		.55888	36
DIV. I NON-CONF.		21-10-0	.67742	51	3-0-0		71	49	29		.5685	29
TOTALS		RPI 1-25	RPI 26-50		W-L RECORDS		RPI 51-100		RPI 101-150		RPI 150+	
37-18-0		0-1-0	4-6-0		OVERALL		12-5-0		7-3-0		14-3-0	
21-6-0		0-0-0	1-0-0		HOME		5-1-0		6-2-0		9-3-0	
14-11-0		0-0-0	2-6-0		AWAY		7-4-0		1-1-0		4-0-0	
2-1-0		0-1-0	1-0-0		NEUTRAL		0-0-0		0-0-0		1-0-0	
21-10-0		0-1-0	4-3-0		NON-CONFERENCE		3-2-0		5-2-0		9-2-0	
12-3-0		0-0-0	1-0-0		HOME		0-0-0		4-1-0		7-2-0	
7-6-0		0-0-0	2-0-		AWAY		3-2-0		1-1-0		1-0-0	
2-1-0		0-1-0	1-0-0		NEUTRAL		0-0-0		0-0-0		1-0-0	
16-8-0		0-0-0	0-3-0		CONFERENCE		9-3-0		2-1-0		5-1-0	
9-3-0		0-0-0	0-0-0		HOME		5-1-0		2-1-0		2-1-0	
7-5-0		0-0-0	0-3-0		AWAY		4-2-0		0-0-0		3-0-0	
0-0-0		0-0-0	0-0-0		NEUTRAL		0-0-0		0-0-0		0-0-0	
RPI S	Opponent	Score	RPI S	Opponent	Score	RPI S	Opponent	Score	RPI S	Opponent	Score	
25 N	Arizona	10 11	27 N	Tulane	11 5	51 H	Illinois	4 6	109 H	Loyola Marymount	7 0	
			37 A	Michigan	1 6	51 H	Illinois	9 7	109 H	Loyola Marymount	5 4	
			37 A	Michigan	2 7	51 H	Illinois	9 8	109 H	Loyola Marymount	3 0	
			37 A	Michigan	6 10	62 A	Col. of Charleston	3 7	109 H	Loyola Marymount	6 4	
			41 A	Creighton	15 2	62 A	Col. of Charleston	5 13	118 H	Penn St.	8 1	
			41 A	Creighton	3 4	62 A	Col. of Charleston	4 0	118 H	Penn St.	4 7	
			41 H	Creighton	8 2	63 A	Indiana St.	10 4	118 H	Penn St.	6 0	
			42 A	Long Beach St.	1 3	63 A	Indiana St.	11 4	120 A	San Diego	5 17	
			42 A	Long Beach St.	9 2	83 A	Michigan St.	6 3	124 A	Kansas St.	5 1	
			42 A	Long Beach St.	0 1	83 A	Michigan St.	7 4	124 H	Kansas St.	2 4	
						83 A	Michigan St.	2 4	162 A	Omaha	11 6	
						91 H	Indiana	2 0	162 H	Omaha	8 2	
						91 H	Indiana	3 0	175 H	Wichita St.	4 0	
						91 H	Indiana	4 1	175 H	Wichita St.	5 17	
						100 A	Rutgers	2 3	175 H	Wichita St.	7 3	
						100 A	Rutgers	8 1	177 H	Nicholls St.	6 1	
						100 A	Rutgers	8 4	177 H	Nicholls St.	4 2	
									177 H	Nicholls St.	1 7	
									199 N	Kansas	3 1	
									255 H	Northwestern	3 11	
									255 H	Northwestern	8 7	
									255 H	Northwestern	3 2	
									262 H	Northern Colo.	8 0	
									262 H	Northern Colo.	7 1	
									271 A	Purdue	9 5	
									271 A	Purdue	11 6	
									271 A	Purdue	9 8	
LAST 15 GAMES												
			91 H	Indiana	3 0	162 H	Omaha	8 2				
			91 H	Indiana	2 0	83 A	Michigan St.	7 4				
			91 H	Indiana	4 1	83 A	Michigan St.	2 4				
			41 A	Creighton	15 2							
			118 H	Penn St.	8 1							

Non-Div. I Games:

Nebraska

118 H Penn St.	6	0
118 H Penn St.	4	7

N
e
b
r
a
s
k
a

N
e
b
r
a
s
k
a

M
i
c
h
i
g
a
n

Michigan

57	A	Ohio St.	3	7
57	A	Ohio St.	2	3

RPI	S	Opponent	Score	
264	H	Bowling Green	5	0

Michigan

M
i
c
h
i
g
a
n

M
i
c
h
i
g
a
n

Average RPI Win:		129	WON-LOST RECORD		WINNING PCT. RANK		LAST 15 GAMES		STRENGTH OF SCHEDULE		OPP. STRENGTH OF SCHEDULE		TEAM RPI		ADJ RPI		CONF. RPI		ADJ CONF. RPI					
Average RPI Loss:		96																						
DIV. I ONLY			37-16-0		.69811		21		12-3-0		141		43		38		.55799		38		5		5	
DIV. I NON-CONF.			18-5-0		.78261		17		3-0-0		165		119		32		.5682		32		5		5	
TOTALS		RPI 1-25		RPI 26-50		W-L RECORDS		RPI 51-100		RPI 101-150		RPI 150+												
37-16-0		3-3-0		5-0-0		OVERALL		7-6-0		9-3-0		13-4-0												
23-5-0		1-0-0		4-0-0		HOME		6-3-0		4-1-0		8-1-0												
12-11-0		2-3-0		1-0-0		AWAY		1-3-0		5-2-0		3-3-0												
2-0-0		0-0-0		0-0-0		NEUTRAL		0-0-0		0-0-0		2-0-0												
18-5-0		2-1-0		2-0-0		NON-CONFERENCE		2-2-0		7-2-0		5-0-0												
11-2-0		1-0-0		1-0-0		HOME		2-1-0		4-1-0		3-0-0												
5-3-0		1-1-0		1-0-		AWAY		0-1-0		3-1-0		0-0-0												
2-0-0		0-0-0		0-0-0		NEUTRAL		0-0-0		0-0-0		2-0-0												
19-11-0		1-2-0		3-0-0		CONFERENCE		5-4-0		2-1-0		8-4-0												
12-3-0		0-0-0		3-0-0		HOME		4-2-0		0-0-0		5-1-0												
7-8-0		1-2-0		0-0-0		AWAY		1-2-0		2-1-0		3-3-0												
0-0-0		0-0-0		0-0-0		NEUTRAL		0-0-0		0-0-0		0-0-0												
RPI	S	Opponent		Score		RPI	S	Opponent		Score		RPI	S	Opponent		Score		RPI	S	Opponent		Score		
9	A	LSU		3	6	33	H	Rice		12	2	64	A	Marshall		4	10	106	A	McNeese St.		1	3	
18	A	La.-Lafayette		6	3	33	H	Rice		4	3	64	A	Marshall		10	6	106	H	McNeese St.		9	7	
18	H	La.-Lafayette		6	2	33	H	Rice		10	5	64	A	Marshall		4	7	117	A	Arkansas		3	2	
21	A	Southern Miss.		0	2	40	A	Northwestern St.		6	0	76	H	Old Dominion		11	4	121	A	Little Rock		7	4	
21	A	Southern Miss.		7	5	40	H	Northwestern St.		5	4	76	H	Old Dominion		2	4	128	A	Western Ky.		3	1	
21	A	Southern Miss.		3	7							76	H	Old Dominion		12	0	128	A	Western Ky.		3	6	
												80	A	New Orleans		6	9	128	A	Western Ky.		12	9	
												87	H	FIU		0	1	144	H	Valparaiso		3	8	
												87	H	FIU		5	0	144	H	Valparaiso		7	5	
												87	H	FIU		6	1	144	H	Valparaiso		7	2	
												97	H	UT Arlington		8	3	146	A	La.-Monroe		7	1	
												97	H	UT Arlington		12	8	146	H	La.-Monroe		14	4	
												97	H	UT Arlington		4	5	152	A	UAB		5	4	
																		152	A	UAB		0	7	
																		152	A	UAB		8	10	
																		155	H	Charlotte		4	7	
																		155	H	Charlotte		3	2	
																		155	H	Charlotte		5	2	
																		160	H	Middle Tenn.		5	0	
																		160	H	Middle Tenn.		8	4	
																		160	H	Middle Tenn.		2	1	
																		185	A	UTSA		4	5	
																		185	A	UTSA		4	2	
																		185	A	UTSA		14	9	
																		283	H	Grambling		7	3	
																		283	H	Grambling		10	2	
																		292	H	Alcorn		15	4	

Non-Div. I Games:

Louisiana Tech

21	A	Southern Miss.	7	5
40	H	Northwestern St.	5	4

RPI	S	Opponent	Score	
296	N	Southern U.	15	0
298	N	Prairie View	7	0

L
o
u
i
s
i
a
n
a
T
e
c
h

L
o
u
i
s
i
a
n
a
T
e
c
h

Louisiana Tech

Average RPI Win: 104		WON-LOST	WINNING	LAST 15	STRENGTH OF		OPP. STRENGTH	TEAM	ADJ	CONF.	ADJ CONF.
Average RPI Loss: 78		RECORD	PCT. RANK	GAMES	SCHEDULE		OF SCHEDULE	RPI	RPI	RPI	RPI
DIV. I ONLY		33-19-0	.63462	58	10-5-0		60	38	39	.55662	39
DIV. I NON-CONF.		17-6-0	.73913	31	4-1-0		102	39	33	.56743	33
TOTALS		RPI 1-25	RPI 26-50		W-L RECORDS		RPI 51-100		RPI 101-150		RPI 150+
33-19-0		3-2-0	3-2-0		OVERALL		17-9-0		2-5-0		8-1-0
20-10-0		1-1-0	0-0-0		HOME		12-5-0		1-4-0		6-0-0
13-9-0		2-1-0	3-2-0		AWAY		5-4-0		1-1-0		2-1-0
0-0-0		0-0-0	0-0-0		NEUTRAL		0-0-0		0-0-0		0-0-0
17-6-0		0-0-0	3-2-0		NON-CONFERENCE		7-1-0		1-3-0		6-0-0
13-3-0		0-0-0	0-0-0		HOME		7-1-0		0-2-0		6-0-0
4-3-0		0-0-0	3-0-		AWAY		0-0-0		1-1-0		0-0-0
0-0-0		0-0-0	0-0-0		NEUTRAL		0-0-0		0-0-0		0-0-0
16-13-0		3-2-0	0-0-0		CONFERENCE		10-8-0		1-2-0		2-1-0
7-7-0		1-1-0	0-0-0		HOME		5-4-0		1-2-0		0-0-0
9-6-0		2-1-0	0-0-0		AWAY		5-4-0		0-0-0		2-1-0
0-0-0		0-0-0	0-0-0		NEUTRAL		0-0-0		0-0-0		0-0-0
RPI S	Opponent	Score	RPI S	Opponent	Score	RPI S	Opponent	Score	RPI S	Opponent	Score
25 A	Arizona	5 2	42 A	Long Beach St.	9 2	52 A	Oregon St.	2 12	101 H	Utah	7 16
25 A	Arizona	2 4	42 A	Long Beach St.	2 5	52 A	Oregon St.	3 7	101 H	Utah	5 0
25 A	Arizona	5 1	42 A	Long Beach St.	1 3	52 A	Oregon St.	2 3	101 H	Utah	1 3
25 H	Arizona	0 8	44 A	Cal St. Fullerton	5 3	53 H	Washington	6 3	120 A	San Diego	4 6
25 H	Arizona	7 5	44 A	Cal St. Fullerton	2 1	53 H	Washington	2 4	120 H	San Diego	3 6
						53 H	Washington	1 6	125 A	UNLV	6 4
						60 H	New Mexico	1 0	125 H	UNLV	7 11
						60 H	New Mexico	9 5	184 A	Washington St.	10 1
						60 H	New Mexico	7 4	184 A	Washington St.	18 3
						68 H	California	4 0	184 A	Washington St.	3 9
						68 H	California	4 8	202 H	Eastern Mich.	12 4
						68 H	California	6 4	202 H	Eastern Mich.	5 4
						77 H	Oregon	5 4	202 H	Eastern Mich.	8 1
						77 H	Oregon	2 12	231 H	UC Davis	3 2
						77 H	Oregon	9 8	231 H	UC Davis	4 3
						85 A	Stanford	3 2	231 H	UC Davis	6 5
						85 A	Stanford	9 6			
						85 A	Stanford	8 7			
						93 H	Nevada	5 11			
						94 A	UCLA	2 13			
LAST 15 GAMES											
			94 A	UCLA	10 4						
			94 A	UCLA	2 13						
			94 A	UCLA	12 4						
			120 A	San Diego	4 6						
			25 A	Arizona	5 1						

Non-Div. I Games:

Arizona St.

25	A	Arizona	2	4
25	A	Arizona	5	2

RPI	S	Opponent	Score
94	A	UCLA	10 4
94	A	UCLA	12 4
95	H	Xavier	5 2
95	H	Xavier	8 2
95	H	Xavier	2 1
95	H	Xavier	5 1

125	A	UNLV	6	4
77	H	Oregon	2	12
77	H	Oregon	9	8

Average RPI Win:		153	WON-LOST RECORD		WINNING PCT. RANK	LAST 15 GAMES		STRENGTH OF SCHEDULE		OPP. STRENGTH OF SCHEDULE	TEAM RPI	ADJ RPI	CONF. RPI	ADJ CONF. RPI	
Average RPI Loss:		56													
DIV. I ONLY			33-22-0		.6	76		52		104	40	.55545	40	12	
DIV. I NON-CONF.			13-12-0		.52	135		38		105	71	.54138	70	10	
TOTALS		RPI 1-25	RPI 26-50		W-L RECORDS		RPI 51-100		RPI 101-150		RPI 150+				
33-22-0		1-8-0	2-6-0		OVERALL		4-3-0		10-4-0		16-1-0				
18-7-0		0-1-0	1-3-0		HOME		2-1-0		3-1-0		12-1-0				
13-15-0		1-7-0	1-3-0		AWAY		1-2-0		7-3-0		3-0-0				
2-0-0		0-0-0	0-0-0		NEUTRAL		1-0-0		0-0-0		1-0-0				
13-12-0		1-8-0	0-2-0		NON-CONFERENCE		1-0-0		4-1-0		7-1-0				
7-3-0		0-1-0	0-1-0		HOME		0-0-0		1-0-0		6-1-0				
4-9-0		1-7-0	0-0-0		AWAY		0-0-0		3-1-0		0-0-0				
2-0-0		0-0-0	0-0-0		NEUTRAL		1-0-0		0-0-0		1-0-0				
20-10-0		0-0-0	2-4-0		CONFERENCE		3-3-0		6-3-0		9-0-0				
11-4-0		0-0-0	1-2-0		HOME		2-1-0		2-1-0		6-0-0				
9-6-0		0-0-0	1-2-0		AWAY		1-2-0		4-2-0		3-0-0				
0-0-0		0-0-0	0-0-0		NEUTRAL		0-0-0		0-0-0		0-0-0				
RPI	S	Opponent	Score	RPI	S	Opponent	Score	RPI	S	Opponent	Score	RPI	S	Opponent	Score
4	A	Texas A&M	6 7	38	A	Louisiana Tech	4 5	66	H	Lamar	5 1	106	A	McNeese St.	7 1
9	A	LSU	2 7	38	H	Louisiana Tech	0 6	66	H	Lamar	5 6	106	A	McNeese St.	1 2
18	A	La.-Lafayette	0 4	43	A	Sam Houston St.	1 2	66	H	Lamar	2 0	106	A	McNeese St.	8 7
18	H	La.-Lafayette	1 10	43	A	Sam Houston St.	1 2	74	N	St. Mary's (CA)	9 3	108	A	Central Ark.	3 6
21	A	Southern Miss.	5 15	43	A	Sam Houston St.	7 5	80	A	New Orleans	4 5	108	A	Central Ark.	3 2
21	A	Southern Miss.	5 8	45	H	Southeastern La.	3 2	80	A	New Orleans	5 6	108	A	Central Ark.	7 5
21	A	Southern Miss.	6 8	45	H	Southeastern La.	5 8	80	A	New Orleans	6 1	111	H	SFA	10 3
25	A	Arizona	6 4	45	H	Southeastern La.	1 2					111	H	SFA	4 2
25	A	Arizona	1 4									111	H	SFA	1 4
												119	A	Arkansas St.	1 4
												119	A	Arkansas St.	6 3
												119	A	Arkansas St.	8 3
												146	A	La.-Monroe	6 2
												146	H	La.-Monroe	11 2
												156	H	Alabama St.	8 4
												156	H	Alabama St.	1 0
												156	H	Alabama St.	4 2
												176	H	Sacramento St.	2 4
												177	A	Nicholls St.	6 3
												177	A	Nicholls St.	4 1
												177	A	Nicholls St.	13 4
												215	H	Abilene Christian	4 3
												215	H	Abilene Christian	10 9
												215	H	Abilene Christian	2 0
												226	H	A&M-Corpus Christi	4 2
												226	H	A&M-Corpus Christi	4 3
												226	H	A&M-Corpus Christi	6 5
LAST 15 GAMES				215	H	Abilene Christian	4 3	38	A	Louisiana Tech	4 5	215	H	Abilene Christian	10 9
				215	H	Abilene Christian	10 9	38	H	Louisiana Tech	0 6	215	H	Abilene Christian	2 0
				215	H	Abilene Christian	2 0	119	A	Arkansas St.	1 4	226	H	A&M-Corpus Christi	4 2
				9	A	LSU	2 7					226	H	A&M-Corpus Christi	4 3
				177	A	Nicholls St.	6 3					226	H	A&M-Corpus Christi	6 5

Non-Div. I Games:

Northwestern St.

Northwestern St.

177 A Nicholls St.	4	1
177 A Nicholls St.	13	4

Through Games Of May 23, 2016

RPI	S	Opponent	Score	
258	N	CSU Bakersfield	9	7
283	H	Grambling	2	1
300	H	Mississippi Val.	10	7
300	H	Mississippi Val.	10	0

Northwestern St.

N
o
r
t
h
w
e
s
t
e
r
n
s
t
.

N
o
r
t
h
w
e
s
t
e
r
n
s
t
.

Average RPI Win: 175		WON-LOST	WINNING	LAST 15	STRENGTH OF		OPP. STRENGTH	TEAM	ADJ		CONF.	ADJ CONF.
Average RPI Loss: 100		RECORD	PCT. RANK	GAMES	SCHEDULE		OF SCHEDULE	RPI	RPI		RPI	RPI
DIV. I ONLY		36-15-0	.70588	20	150		151	41	.55489		16	16
DIV. I NON-CONF.		23-10-0	.69697	43	126		127	38	.56234		16	16
TOTALS		RPI 1-25	RPI 26-50		W-L RECORDS		RPI 51-100		RPI 101-150		RPI 150+	
36-15-0		0-0-0	3-3-0		OVERALL		3-6-0		5-4-0		25-2-0	
22-4-0		0-0-0	1-1-0		HOME		2-1-0		3-1-0		16-1-0	
14-11-0		0-0-0	2-2-0		AWAY		1-5-0		2-3-0		9-1-0	
0-0-0		0-0-0	0-0-0		NEUTRAL		0-0-0		0-0-0		0-0-0	
23-10-0		0-0-0	3-3-0		NON-CONFERENCE		2-4-0		1-2-0		17-1-0	
15-2-0		0-0-0	1-1-0		HOME		2-1-0		1-0-0		11-0-0	
8-8-0		0-0-0	2-0-		AWAY		0-3-0		0-2-0		6-1-0	
0-0-0		0-0-0	0-0-0		NEUTRAL		0-0-0		0-0-0		0-0-0	
13-5-0		0-0-0	0-0-0		CONFERENCE		1-2-0		4-2-0		8-1-0	
7-2-0		0-0-0	0-0-0		HOME		0-0-0		2-1-0		5-1-0	
6-3-0		0-0-0	0-0-0		AWAY		1-2-0		2-1-0		3-0-0	
0-0-0		0-0-0	0-0-0		NEUTRAL		0-0-0		0-0-0		0-0-0	
RPI S	Opponent	Score	RPI S	Opponent	Score	RPI S	Opponent	Score	RPI S	Opponent	Score	
			36 A	Nebraska	2 8	73 H	Jacksonville	4 0	117 A	Arkansas	2 6	
			36 H	Nebraska	4 3	73 H	Jacksonville	2 1	124 A	Kansas St.	2 8	
			36 H	Nebraska	2 15	73 H	Jacksonville	3 4	124 H	Kansas St.	5 4	
			48 A	BYU	10 2	82 A	Fresno St.	3 7	132 H	Seton Hall	4 5	
			48 A	BYU	8 5	82 A	Fresno St.	1 2	132 H	Seton Hall	7 1	
			48 A	BYU	4 13	82 A	Fresno St.	1 2	132 H	Seton Hall	3 1	
						95 A	Xavier	4 2	139 A	St. John's (NY)	8 2	
						95 A	Xavier	4 6	139 A	St. John's (NY)	2 6	
						95 A	Xavier	5 6	139 A	St. John's (NY)	6 3	
									152 H	UAB	4 3	
									152 H	UAB	2 1	
									152 H	UAB	3 1	
									162 H	Omaha	2 1	
									171 H	Stony Brook	5 4	
									171 H	Stony Brook	4 0	
									171 H	Stony Brook	4 0	
									173 A	Stetson	7 5	
									173 A	Stetson	4 1	
									173 A	Stetson	5 1	
									175 A	Wichita St.	3 7	
									180 H	Georgetown	4 0	
									180 H	Georgetown	2 3	
									180 H	Georgetown	6 2	
									195 A	Murray St.	7 2	
									195 A	Murray St.	9 4	
									195 A	Murray St.	10 5	
									227 H	South Dakota St.	6 5	
LAST 15 GAMES												
			139 A	St. John's (NY)	2 6	95 A	Xavier	4 2				
			139 A	St. John's (NY)	8 2	175 A	Wichita St.	3 7				
			139 A	St. John's (NY)	6 3	180 H	Georgetown	2 3				
			162 H	Omaha	2 1							
			36 H	Nebraska	2 15							

Non-Div. I Games:

Creighton

95	A	Xavier	4	6
95	A	Xavier	5	6

RPI	S	Opponent	Score	
243	A	Villanova	9	3
243	A	Villanova	10	4
243	A	Villanova	6	5
276	H	Butler	4	3
276	H	Butler	2	1
276	H	Butler	6	4
290	H	North Dakota	5	0
290	H	North Dakota	7	1
290	H	North Dakota	7	1

Creighton

C
r
e
i
g
h
t
o
n

C
r
e
i
g
h
t
o
n

Average RPI Win: 129		WON-LOST	WINNING	LAST 15	STRENGTH OF		OPP. STRENGTH	TEAM	ADJ		CONF.	ADJ CONF.
Average RPI Loss: 105		RECORD	PCT. RANK	GAMES	SCHEDULE		OF SCHEDULE	RPI	RPI		RPI	RPI
DIV. I ONLY		35-18-0	.66038	41	13-2-0		86	80	42		8	8
DIV. I NON-CONF.		19-10-0	.65517	61	5-1-0		137	36	86		13	13
TOTALS		RPI 1-25	RPI 26-50		W-L RECORDS		RPI 51-100		RPI 101-150		RPI 150+	
35-18-0		1-2-0	6-3-0		OVERALL		4-3-0		9-4-0		15-6-0	
21-9-0		1-2-0	4-2-0		HOME		1-1-0		6-2-0		9-2-0	
14-9-0		0-0-0	2-1-0		AWAY		3-2-0		3-2-0		6-4-0	
0-0-0		0-0-0	0-0-0		NEUTRAL		0-0-0		0-0-0		0-0-0	
19-10-0		0-0-0	4-2-0		NON-CONFERENCE		4-3-0		2-2-0		9-3-0	
15-6-0		0-0-0	4-2-0		HOME		1-1-0		1-1-0		9-2-0	
4-4-0		0-0-0	0-0-0		AWAY		3-2-0		1-1-0		0-1-0	
0-0-0		0-0-0	0-0-0		NEUTRAL		0-0-0		0-0-0		0-0-0	
16-8-0		1-2-0	2-1-0		CONFERENCE		0-0-0		7-2-0		6-3-0	
6-3-0		1-2-0	0-0-0		HOME		0-0-0		5-1-0		0-0-0	
10-5-0		0-0-0	2-1-0		AWAY		0-0-0		2-1-0		6-3-0	
0-0-0		0-0-0	0-0-0		NEUTRAL		0-0-0		0-0-0		0-0-0	
RPI S	Opponent	Score	RPI S	Opponent	Score	RPI S	Opponent	Score	RPI S	Opponent	Score	
19 H	UC Santa Barbara	3 4	36 H	Nebraska	3 1	69 A	Oklahoma	6 3	102 H	Cal Poly	2 0	
19 H	UC Santa Barbara	2 0	36 H	Nebraska	1 0	69 A	Oklahoma	3 6	102 H	Cal Poly	14 3	
19 H	UC Santa Barbara	1 3	36 H	Nebraska	2 9	69 A	Oklahoma	7 3	102 H	Cal Poly	4 1	
			39 H	Arizona St.	3 1	82 A	Fresno St.	5 10	103 A	Southern California	3 8	
			39 H	Arizona St.	5 2	82 H	Fresno St.	4 3	103 H	Southern California	4 7	
			39 H	Arizona St.	2 9	94 A	UCLA	10 1	109 A	Loyola Marymount	5 4	
			44 A	Cal St. Fullerton	5 4	94 H	UCLA	10 11	109 H	Loyola Marymount	6 4	
			44 A	Cal St. Fullerton	5 4				116 H	UC Irvine	3 2	
			44 A	Cal St. Fullerton	2 4				116 H	UC Irvine	8 3	
									116 H	UC Irvine	2 7	
									136 A	CSUN	2 4	
									136 A	CSUN	12 0	
									136 A	CSUN	6 3	
									159 H	Holy Cross	2 3	
									159 H	Holy Cross	7 1	
									159 H	Holy Cross	2 1	
									169 A	UC Riverside	10 7	
									169 A	UC Riverside	3 4	
									169 A	UC Riverside	13 14	
									172 A	Hawaii	3 6	
									172 A	Hawaii	4 3	
									172 A	Hawaii	11 4	
									178 H	Columbia	4 1	
									178 H	Columbia	8 3	
									178 H	Columbia	7 2	
									178 H	Columbia	6 8	
									188 A	San Diego St.	5 6	
			LAST 15 GAMES									
			231 A	UC Davis	11 1	172 A	Hawaii	4 3				
			231 A	UC Davis	14 1	172 A	Hawaii	11 4				
			231 A	UC Davis	6 3	172 A	Hawaii	3 6				
			109 A	Loyola Marymount	5 4							
			228 H	San Jose St.	6 2							

Non-Div. I Games:

Long Beach St.

Long Beach St.

228	H	San Jose St.	2	0
228	H	San Jose St.	6	2

Through Games Of May 23, 2016

RPI	S	Opponent	Score	
188	H	San Diego St.	4	2
228	H	San Jose St.	6	2
228	H	San Jose St.	2	0
228	H	San Jose St.	6	2
231	A	UC Davis	14	1
231	A	UC Davis	6	3
231	A	UC Davis	11	1

Long Beach St.

L
o
n
g
B
e
a
c
h
S
t
.

L
o
n
g
B
e
a
c
h
S
t
.

Average RPI Win:	159	WON-LOST RECORD	WINNING PCT. RANK	LAST 15 GAMES	STRENGTH OF SCHEDULE	OPP. STRENGTH OF SCHEDULE	TEAM RPI	ADJ RPI	CONF. RPI	ADJ CONF. RPI									
Average RPI Loss:	76																		
DIV. I ONLY		37-19-0	.66071	38	12-3-0	125	62	43	.55317	43	12	12							
DIV. I NON-CONF.		13-13-0	.5	147	5-1-0	75	14	100	.52564	100	10	10							
<hr/>																			
TOTALS	RPI 1-25	RPI 26-50		W-L RECORDS		RPI 51-100		RPI 101-150		RPI 150+									
37-19-0	1-6-0	2-3-0		OVERALL		7-4-0		7-3-0		20-3-0									
22-6-0	0-1-0	2-2-0		HOME		4-0-0		6-2-0		10-1-0									
15-13-0	1-5-0	0-1-0		AWAY		3-4-0		1-1-0		10-2-0									
0-0-0	0-0-0	0-0-0		NEUTRAL		0-0-0		0-0-0		0-0-0									
13-13-0	1-6-0	0-2-0		NON-CONFERENCE		4-1-0		2-2-0		6-2-0									
9-4-0	0-1-0	0-1-0		HOME		4-0-0		1-1-0		4-1-0									
4-9-0	1-5-0	0-0-		AWAY		0-1-0		1-1-0		2-1-0									
0-0-0	0-0-0	0-0-0		NEUTRAL		0-0-0		0-0-0		0-0-0									
24-6-0	0-0-0	2-1-0		CONFERENCE		3-3-0		5-1-0		14-1-0									
13-2-0	0-0-0	2-1-0		HOME		0-0-0		5-1-0		6-0-0									
11-4-0	0-0-0	0-0-0		AWAY		3-3-0		0-0-0		8-1-0									
0-0-0	0-0-0	0-0-0		NEUTRAL		0-0-0		0-0-0		0-0-0									
<hr/>																			
RPI S	Opponent	Score		RPI S	Opponent	Score		RPI S	Opponent	Score		RPI S	Opponent	Score					
4 A	Texas A&M	5	0	33 A	Rice	3	5	66 A	Lamar	9	4	105 A	Baylor	6	5				
12 A	Texas Tech	6	8	33 H	Rice	3	8	66 A	Lamar	8	9	105 H	Baylor	1	5				
12 A	Texas Tech	3	20	40 H	Northwestern St.	2	1	66 A	Lamar	7	4	108 H	Central Ark.	9	7				
12 H	Texas Tech	6	11	40 H	Northwestern St.	5	7	69 H	Oklahoma	4	3	108 H	Central Ark.	6	3				
18 A	La.-Lafayette	2	6	40 H	Northwestern St.	2	1	69 H	Oklahoma	4	3	108 H	Central Ark.	2	0				
18 A	La.-Lafayette	1	2					69 H	Oklahoma	7	2	111 H	SFA	4	8				
18 A	La.-Lafayette	3	13					71 A	Houston	3	4	111 H	SFA	8	6				
								71 H	Houston	4	0	111 H	SFA	7	3				
								80 A	New Orleans	6	7	147 H	Texas St.	8	6				
								80 A	New Orleans	3	4	150 A	Texas	3	12				
								80 A	New Orleans	8	4	175 A	Wichita St.	13	8				
												175 A	Wichita St.	0	2				
												175 A	Wichita St.	15	11				
												177 A	Nicholls St.	12	8				
												177 A	Nicholls St.	3	1				
												177 A	Nicholls St.	4	2				
												185 H	UTSA	5	8				
												191 H	Houston Baptist	2	1				
												191 H	Houston Baptist	5	4				
												191 H	Houston Baptist	6	3				
												215 H	Abilene Christian	3	1				
												215 H	Abilene Christian	2	1				
												215 H	Abilene Christian	6	3				
												226 A	A&M-Corpus Christi	6	1				
												226 A	A&M-Corpus Christi	5	3				
												226 A	A&M-Corpus Christi	1	2				
												274 A	Incarinate Word	12	3				
<hr/>																			
				LAST 15 GAMES															
				191 H Houston Baptist				5 4				226 A A&M-Corpus Christi				5 3			
				191 H Houston Baptist				6 3				226 A A&M-Corpus Christi				1 2			
				191 H Houston Baptist				2 1				226 A A&M-Corpus Christi				6 1			
				4 A Texas A&M				5 0				226 A A&M-Corpus Christi				5 3			
				66 A Lamar				7 4				226 A A&M-Corpus Christi				1 2			
												274 A Incarnate Word				12 3			

Non-Div. I Games:

Sam Houston St.

66	A	Lamar	9	4
66	A	Lamar	8	9

RPI	S	Opponent	Score	
274	A	Incarnate Word	23	3
274	A	Incarnate Word	8	2
282	H	Texas Southern	5	0
282	H	Texas Southern	14	0
282	H	Texas Southern	10	3
298	H	Prairie View	16	5

S
a
m
H
o
u
s
t
o
n
S
t
.

S
a
m
H
o
u
s
t
o
n
S
t
.

19	A	UC Santa Barbara	2	3
169	H	UC Riverside	9	2

RPI	S	Opponent	Score	
231	H	UC Davis	10	0
258	A	CSU Bakersfield	8	3

Cal St. Fullerton

C
a
l
S
t
.
F
u
l
l
e
r
t
o
n

C
a
l
S
t
.
F
u
l
l
e
r
t
o
n

Average RPI Win:		158	WON-LOST RECORD		WINNING PCT. RANK	LAST 15 GAMES		STRENGTH OF SCHEDULE		OPP. STRENGTH OF SCHEDULE	TEAM RPI	ADJ RPI	CONF. RPI	ADJ CONF. RPI			
Average RPI Loss:		73															
DIV. I ONLY			36-18-0		.66667	35	9-6-0		113	100	45	.55173	45	12	12		
DIV. I NON-CONF.			14-10-0		.58333	95	1-0-0		58	60	82	.53641	82	10	10		
TOTALS		RPI 1-25		RPI 26-50		W-L RECORDS		RPI 51-100		RPI 101-150		RPI 150+					
36-18-0		2-5-0		5-2-0		OVERALL		6-5-0		4-5-0		19-1-0					
21-7-0		1-2-0		2-0-0		HOME		2-3-0		2-1-0		14-1-0					
14-10-0		1-3-0		3-2-0		AWAY		3-1-0		2-4-0		5-0-0					
1-1-0		0-0-0		0-0-0		NEUTRAL		1-1-0		0-0-0		0-0-0					
14-10-0		2-5-0		3-1-0		NON-CONFERENCE		2-3-0		2-1-0		5-0-0					
10-5-0		1-2-0		2-0-0		HOME		1-2-0		2-1-0		4-0-0					
3-4-0		1-3-0		1-0-		AWAY		0-0-0		0-0-0		1-0-0					
1-1-0		0-0-0		0-0-0		NEUTRAL		1-1-0		0-0-0		0-0-0					
22-8-0		0-0-0		2-1-0		CONFERENCE		4-2-0		2-4-0		14-1-0					
11-2-0		0-0-0		0-0-0		HOME		1-1-0		0-0-0		10-1-0					
11-6-0		0-0-0		2-1-0		AWAY		3-1-0		2-4-0		4-0-0					
0-0-0		0-0-0		0-0-0		NEUTRAL		0-0-0		0-0-0		0-0-0					
RPI	S	Opponent		Score		RPI	S	Opponent		Score		RPI	S	Opponent		Score	
9	A	LSU		4	11	27	A	Tulane		7	6	58	N	Maryland		1	8
18	A	La.-Lafayette		1	4	27	H	Tulane		13	4	66	A	Lamar		14	6
18	H	La.-Lafayette		16	5	40	A	Northwestern St.		2	1	66	A	Lamar		2	1
18	H	La.-Lafayette		4	5	40	A	Northwestern St.		2	3	66	A	Lamar		5	2
21	A	Southern Miss.		4	2	40	A	Northwestern St.		8	5	78	N	Tennessee		5	4
21	H	Southern Miss.		7	9	47	A	South Ala.		1	2	79	H	Troy		2	3
24	A	East Carolina		1	2	47	H	South Ala.		9	2	79	H	Troy		7	2
												79	H	Troy		1	5
												80	A	New Orleans		3	10
												80	H	New Orleans		4	3
												80	H	New Orleans		9	15

Non-Div. I Games:

Southeastern La.

80	H	New Orleans	9	15
66	A	Lamar	2	1

RPI	S	Opponent	Score	
292	H	Alcorn	21	0
296	H	Southern U.	18	2

Southeastern La.

S
o
u
t
h
e
a
s
t
e
r
n
L
a
.

S
o
u
t
h
e
a
s
t
e
r
n
L
a
.

Average RPI Win: 150		WON-LOST RECORD		WINNING PCT. RANK		LAST 15 GAMES		STRENGTH OF SCHEDULE		OPP. STRENGTH OF SCHEDULE		TEAM RPI		ADJ RPI		CONF. RPI		ADJ CONF. RPI	
Average RPI Loss: 116																			
DIV. I ONLY		32-18-0		.64 55		9-6-0		114		133		46		.55162 46		7		7	
DIV. I NON-CONF.		16-11-0		.59259 90		2-1-0		88		229		49		.55535 49		7		7	
TOTALS		RPI 1-25		RPI 26-50		W-L RECORDS		RPI 51-100		RPI 101-150		RPI 150+							
32-18-0		0-0-0		2-0-0		OVERALL		10-9-0		3-3-0		17-6-0							
11-6-0		0-0-0		0-0-0		HOME		6-6-0		0-0-0		5-0-0							
18-11-0		0-0-0		2-0-0		AWAY		4-2-0		1-3-0		11-6-0							
3-1-0		0-0-0		0-0-0		NEUTRAL		0-1-0		2-0-0		1-0-0							
16-11-0		0-0-0		0-0-0		NON-CONFERENCE		2-2-0		3-3-0		11-6-0							
5-0-0		0-0-0		0-0-0		HOME		0-0-0		0-0-0		5-0-0							
8-10-0		0-0-0		0-0-		AWAY		2-1-0		1-3-0		5-6-0							
3-1-0		0-0-0		0-0-0		NEUTRAL		0-1-0		2-0-0		1-0-0							
16-7-0		0-0-0		2-0-0		CONFERENCE		8-7-0		0-0-0		6-0-0							
6-6-0		0-0-0		0-0-0		HOME		6-6-0		0-0-0		0-0-0							
10-1-0		0-0-0		2-0-0		AWAY		2-1-0		0-0-0		6-0-0							
0-0-0		0-0-0		0-0-0		NEUTRAL		0-0-0		0-0-0		0-0-0							
RPI	S	Opponent	Score		RPI	S	Opponent	Score		RPI	S	Opponent	Score		RPI	S	Opponent	Score	
					37	A	Michigan	8	1	51	A	Illinois	14	6	101	N	Utah	9	3
					37	A	Michigan	5	3	51	A	Illinois	0	2	101	N	Utah	6	1
										51	A	Illinois	3	1	112	A	Seattle	4	5
										52	N	Oregon St.	7	8	112	A	Seattle	1	4
										57	H	Ohio St.	4	3	112	A	Seattle	3	13
										57	H	Ohio St.	2	3	112	A	Seattle	12	2
										57	H	Ohio St.	5	6	151	A	Utah Valley	2	3
										58	H	Maryland	2	4	151	A	Utah Valley	6	15
										58	H	Maryland	9	5	151	A	Utah Valley	13	5
										58	H	Maryland	6	4	151	N	Utah Valley	8	2
										86	H	Iowa	3	6	158	A	Campbell	7	5
										86	H	Iowa	4	1	158	A	Campbell	3	1
										86	H	Iowa	6	3	158	A	Campbell	7	11
										91	H	Indiana	8	12	193	A	North Dakota St.	4	7
										91	H	Indiana	8	6	193	H	North Dakota St.	10	0
										91	H	Indiana	2	3	199	H	Kansas	12	7
										98	A	Missouri St.	7	5	199	H	Kansas	19	7
										98	A	Missouri St.	4	5	201	H	Northern Ill.	12	10
										98	A	Missouri St.	12	5	225	A	Georgia St.	11	6
															225	A	Georgia St.	3	4
															225	A	Georgia St.	3	0
															227	A	South Dakota St.	6	7
															227	H	South Dakota St.	7	3
															255	A	Northwestern	8	0
															255	A	Northwestern	10	1
															255	A	Northwestern	6	5
															271	A	Purdue	14	4

Non-Div. I Games: Saint Mary's (MN) 9 1 Augsburg 10 3

Minnesota

271	A	Purdue	14	4
271	A	Purdue	4	3

RPI	S	Opponent	Score	
271	A	Purdue	3	0
271	A	Purdue	4	3

Minnesota

M
i
n
n
e
s
o
t
a

M
i
n
n
e
s
o
t
a

South Ala.

South Ala.

18 H La.-Lafayette	3	2
92 H Ga. Southern	10	0

Through Games Of May 23, 2016

RPI	S	Opponent	Score	
237	A	Appalachian St.	3	4
237	A	Appalachian St.	8	1
237	A	Appalachian St.	3	4
296	H	Southern U.	12	2
296	H	Southern U.	7	1
296	H	Southern U.	4	5

South Ala.

S
o
u
t
h
A
l
a
.

S
o
u
t
h
A
l
a
.

BY
Y
U

BYU

138	A	San Francisco	12	6
138	A	San Francisco	5	6

RPI	S	Opponent	Score	
221	H	Pacific	8	10
229	N	Saint Louis	21	7
229	N	Saint Louis	11	3
229	N	Saint Louis	5	0
229	N	Saint Louis	11	7
232	A	Portland	8	2
232	A	Portland	4	1
232	A	Portland	5	3
268	H	Niagara	14	2
268	H	Niagara	14	10
268	H	Niagara	15	3
268	H	Niagara	14	1

Average RPI Win: 180		WON-LOST	WINNING	LAST 15	STRENGTH OF		OPP. STRENGTH	TEAM	ADJ	CONF.	ADJ CONF.
Average RPI Loss: 116		RECORD	PCT. RANK	GAMES	SCHEDULE		OF SCHEDULE	RPI	RPI	RPI	RPI
DIV. I ONLY		41-15-0	.73214	11	12-3-0		225	115	49	.55043	49
DIV. I NON-CONF.		18-9-0	.66667	54	2-0-0		197	9	46	.55764	46
TOTALS		RPI 1-25	RPI 26-50		W-L RECORDS		RPI 51-100		RPI 101-150		RPI 150+
41-15-0		1-3-0	1-2-0		OVERALL		2-2-0		8-3-0		29-5-0
17-5-0		0-0-0	0-0-0		HOME		1-0-0		3-1-0		13-4-0
23-10-0		1-3-0	1-2-0		AWAY		1-2-0		4-2-0		16-1-0
1-0-0		0-0-0	0-0-0		NEUTRAL		0-0-0		1-0-0		0-0-0
18-9-0		1-3-0	1-2-0		NON-CONFERENCE		2-2-0		2-0-0		12-2-0
5-2-0		0-0-0	0-0-0		HOME		1-0-0		0-0-0		4-2-0
12-7-0		1-3-0	1-0-		AWAY		1-2-0		1-0-0		8-0-0
1-0-0		0-0-0	0-0-0		NEUTRAL		0-0-0		1-0-0		0-0-0
23-6-0		0-0-0	0-0-0		CONFERENCE		0-0-0		6-3-0		17-3-0
12-3-0		0-0-0	0-0-0		HOME		0-0-0		3-1-0		9-2-0
11-3-0		0-0-0	0-0-0		AWAY		0-0-0		3-2-0		8-1-0
0-0-0		0-0-0	0-0-0		NEUTRAL		0-0-0		0-0-0		0-0-0
RPI S	Opponent	Score		RPI S	Opponent	Score		RPI S	Opponent	Score	
1 A	Louisville	1	9	34 A	Georgia	3	4	95 A	Xavier	8	3
7 A	North Carolina St.	4	8	34 A	Georgia	1	5	95 H	Xavier	4	1
7 A	North Carolina St.	10	8	34 A	Georgia	3	1	96 A	High Point	4	5
7 A	North Carolina St.	1	6					96 A	High Point	6	11
				LAST 15 GAMES							
				187 A	Ill.-Chicago	12	5	187 H	Ill.-Chicago	9	4
				187 A	Ill.-Chicago	1	11	206 A	Toledo	14	5
				187 A	Ill.-Chicago	4	3	165 A	Oakland	17	9
				233 H	Dayton	14	4				
				134 H	Milwaukee	1	5				
								107 A	Cincinnati	7	5
								107 H	Cincinnati	6	1
								134 A	Milwaukee	9	2
								134 A	Milwaukee	0	2
								134 H	Milwaukee	6	1
								134 H	Milwaukee	1	5
								144 A	Valparaiso	9	6
								144 A	Valparaiso	2	3
								144 A	Valparaiso	7	3
								144 H	Valparaiso	8	2
								144 H	Valparaiso	11	10
								154 A	Miami (OH)	4	0
								165 A	Oakland	17	1
								165 A	Oakland	17	9
								165 H	Oakland	0	3
								165 H	Oakland	14	4
								165 H	Oakland	5	2
								187 A	Ill.-Chicago	4	3
								187 A	Ill.-Chicago	1	11
								187 A	Ill.-Chicago	12	5
								187 H	Ill.-Chicago	5	4
								187 H	Ill.-Chicago	9	4
								202 H	Eastern Mich.	7	5
								202 H	Eastern Mich.	14	0
								204 A	Elon	11	2
								204 A	Elon	13	11
								204 A	Elon	9	7

Non-Div. I Games:

Wright St.

Wright St.

134 H Milwaukee	6	1
187 H Ill.-Chicago	5	4

Through Games Of May 23, 2016

RPI	S	Opponent	Score	
204	A	Elon	10	2
206	A	Toledo	14	5
206	A	Toledo	11	5
206	H	Toledo	8	1
206	H	Toledo	3	9
233	A	Dayton	1	0
233	H	Dayton	14	4
234	A	Northern Ky.	5	2
234	A	Northern Ky.	13	3
234	H	Northern Ky.	4	6
234	H	Northern Ky.	4	3
234	H	Northern Ky.	12	1
259	A	Youngstown St.	7	3
259	A	Youngstown St.	10	0
259	H	Youngstown St.	9	2
259	H	Youngstown St.	8	0
259	H	Youngstown St.	9	4
264	H	Bowling Green	6	7

Wright St.

W
r
i
g
h
t
S
t
.

W
r
i
g
h
t
S
t
.

141	H	UCF	15	8
141	H	UCF	4	3

RPI	S	Opponent	Score	
197	H	Fairfield	2	1
203	H	Central Conn. St.	4	8
208	H	Yale	8	2
217	A	UMass Lowell	4	2
219	A	Memphis	11	9
219	A	Memphis	10	1
219	A	Memphis	2	3
252	A	Massachusetts	5	9
252	H	Massachusetts	5	0
292	N	Alcorn	25	3

UConn

U
C
o
n
n

U
C
o
n
n

Average RPI Win: 136		WON-LOST	WINNING	LAST 15	STRENGTH OF		OPP. STRENGTH	TEAM	ADJ		CONF.	ADJ CONF.	
Average RPI Loss: 71		RECORD	PCT. RANK	GAMES	SCHEDULE		OF SCHEDULE	RPI	RPI		RPI	RPI	
DIV. I ONLY		28-23-0	.54902	107	9-6-0		43	90	51	.54787	51	7	7
DIV. I NON-CONF.		16-11-0	.59259	90	2-0-0		145	109	69	.5416	69	7	7
TOTALS		RPI 1-25	RPI 26-50		W-L RECORDS		RPI 51-100		RPI 101-150		RPI 150+		
28-23-0		0-2-0	5-7-0		OVERALL		6-9-0		6-4-0		11-1-0		
13-5-0		0-0-0	3-3-0		HOME		2-1-0		3-1-0		5-0-0		
10-15-0		0-2-0	2-4-0		AWAY		4-6-0		2-3-0		2-0-0		
5-3-0		0-0-0	0-0-0		NEUTRAL		0-2-0		1-0-0		4-1-0		
16-11-0		0-2-0	1-2-0		NON-CONFERENCE		0-3-0		4-3-0		11-1-0		
6-0-0		0-0-0	0-0-0		HOME		0-0-0		1-0-0		5-0-0		
5-8-0		0-2-0	1-0-		AWAY		0-1-0		2-3-0		2-0-0		
5-3-0		0-0-0	0-0-0		NEUTRAL		0-2-0		1-0-0		4-1-0		
12-12-0		0-0-0	4-5-0		CONFERENCE		6-6-0		2-1-0		0-0-0		
7-5-0		0-0-0	3-3-0		HOME		2-1-0		2-1-0		0-0-0		
5-7-0		0-0-0	1-2-0		AWAY		4-5-0		0-0-0		0-0-0		
0-0-0		0-0-0	0-0-0		NEUTRAL		0-0-0		0-0-0		0-0-0		
RPI S	Opponent	Score	RPI S	Opponent	Score	RPI S	Opponent	Score	RPI S	Opponent	Score		
14 A	Coastal Caro.	4 12	27 A	Tulane	0 3	57 H	Ohio St.	1 9	113 N	Missouri	6 4		
14 A	Coastal Caro.	4 10	27 A	Tulane	5 6	57 H	Ohio St.	5 3	114 A	FGCU	2 3		
			27 A	Tulane	5 2	57 H	Ohio St.	1 0	114 A	FGCU	4 2		
			36 A	Nebraska	8 9	58 A	Maryland	5 4	114 A	FGCU	4 2		
			36 A	Nebraska	6 4	58 A	Maryland	1 3	118 H	Penn St.	3 5		
			36 A	Nebraska	7 9	58 A	Maryland	4 2	118 H	Penn St.	6 1		
			37 H	Michigan	0 1	63 A	Indiana St.	4 5	118 H	Penn St.	5 0		
			37 H	Michigan	11 8	70 N	UNCG	9 20	122 A	Southern Ill.	0 1		
			37 H	Michigan	6 3	70 N	UNCG	4 5	122 A	Southern Ill.	2 3		
			46 H	Minnesota	1 3	86 A	Iowa	10 4	122 H	Southern Ill.	6 3		
			46 H	Minnesota	2 0	86 A	Iowa	3 4	173 A	Stetson	4 1		
			46 H	Minnesota	6 14	86 A	Iowa	3 4	201 N	Northern Ill.	5 3		
						91 A	Indiana	1 4	201 N	Northern Ill.	3 9		
						91 A	Indiana	2 1	213 A	Illinois St.	8 3		
						91 A	Indiana	1 3	213 H	Illinois St.	7 1		
									229 H	Saint Louis	6 4		
									229 H	Saint Louis	3 1		
									229 H	Saint Louis	6 2		
									230 N	Central Mich.	9 4		
									243 N	Villanova	4 2		
									273 H	Eastern Ill.	9 7		
									273 N	Eastern Ill.	5 4		
			LAST 15 GAMES										
			37 H	Michigan	6 3	58 A	Maryland	1 3					
			37 H	Michigan	11 8	58 A	Maryland	4 2					
			37 H	Michigan	0 1	122 H	Southern Ill.	6 3					
			91 A	Indiana	1 4								
			91 A	Indiana	1 3								

Non-Div. I Games:

Illinois

91 A Indiana	2	1
58 A Maryland	5	4

I
l
l
i
n
o
i
s

I
l
l
i
n
o
i
s

Average RPI Win:	112	WON-LOST RECORD	WINNING PCT. RANK	LAST 15 GAMES	STRENGTH OF SCHEDULE	OPP. STRENGTH OF SCHEDULE	TEAM RPI	ADJ RPI	CONF. RPI	ADJ CONF. RPI		
DIV. I ONLY		32-19-0	.62745	60	6-9-0	117	41	52	.54776	52	4	4
DIV. I NON-CONF.		17-4-0	.80952	14	1-1-0	232	52	45	.55767	45	3	3
<hr/>												
TOTALS	RPI 1-25	RPI 26-50		W-L RECORDS		RPI 51-100		RPI 101-150		RPI 150+		
32-19-0	0-3-0	4-0-0		OVERALL		6-8-0		16-3-0		6-5-0		
14-6-0	0-0-0	3-0-0		HOME		5-4-0		5-1-0		1-1-0		
9-11-0	0-3-0	0-0-0		AWAY		1-4-0		6-2-0		2-2-0		
9-2-0	0-0-0	1-0-0		NEUTRAL		0-0-0		5-0-0		3-2-0		
17-4-0	0-0-0	1-0-0		NON-CONFERENCE		0-0-0		11-1-0		5-3-0		
6-2-0	0-0-0	0-0-0		HOME		0-0-0		5-1-0		1-1-0		
3-0-0	0-0-0	0-0-		AWAY		0-0-0		2-0-0		1-0-0		
8-2-0	0-0-0	1-0-0		NEUTRAL		0-0-0		4-0-0		3-2-0		
15-15-0	0-3-0	3-0-0		CONFERENCE		6-8-0		5-2-0		1-2-0		
8-4-0	0-0-0	3-0-0		HOME		5-4-0		0-0-0		0-0-0		
6-11-0	0-3-0	0-0-0		AWAY		1-4-0		4-2-0		1-2-0		
1-0-0	0-0-0	0-0-0		NEUTRAL		0-0-0		1-0-0		0-0-0		
RPI	S	Opponent	Score	RPI	S	Opponent	Score	RPI	S	Opponent	Score	
25	A	Arizona	1 6	39	H	Arizona St.	3 2	53	H	Washington	10 1	
25	A	Arizona	5 6	39	H	Arizona St.	7 3	53	H	Washington	5 4	
25	A	Arizona	1 4	39	H	Arizona St.	12 2	53	H	Washington	2 3	
				46	N	Minnesota	8 7	68	A	California	2 6	
								68	A	California	0 5	
								68	A	California	3 5	
								77	A	Oregon	11 10	
								77	A	Oregon	6 7	
								77	H	Oregon	4 7	
								77	H	Oregon	6 3	
								77	H	Oregon	3 6	
								85	H	Stanford	3 2	
								85	H	Stanford	0 6	
								85	H	Stanford	11 4	

Non-Div. I Games:

Oregon St.

Oregon St.

77	H	Oregon	4	7
232	N	Portland	5	7

Through Games Of May 23, 2016

RPI	S	Opponent	Score	
199	N	Kansas	9	3
232	A	Portland	13	6
232	N	Portland	5	7

Oregon St.

O
r
e
g
o
n
S
t
.

O
r
e
g
o
n
S
t
.

Average RPI Win:	107	WON-LOST RECORD	WINNING PCT. RANK	LAST 15 GAMES	STRENGTH OF SCHEDULE	OPP. STRENGTH OF SCHEDULE	TEAM RPI	ADJ RPI	CONF. RPI	ADJ CONF. RPI		
DIV. I ONLY		31-19-0	.62	66	10-5-0	66	61	53	.5477	53	4	4
DIV. I NON-CONF.		15-8-0	.65217	65	3-0-0	108	138	76	.53977	75	3	3
<hr/>												
TOTALS	RPI 1-25	RPI 26-50		W-L RECORDS		RPI 51-100		RPI 101-150		RPI 150+		
31-19-0	2-1-0	3-2-0		OVERALL		12-7-0		6-3-0		8-6-0		
20-10-0	2-1-0	1-1-0		HOME		9-4-0		2-0-0		6-4-0		
11-9-0	0-0-0	2-1-0		AWAY		3-3-0		4-3-0		2-2-0		
0-0-0	0-0-0	0-0-0		NEUTRAL		0-0-0		0-0-0		0-0-0		
<hr/>												
15-8-0	0-0-0	1-1-0		NON-CONFERENCE		3-1-0		4-2-0		7-4-0		
11-4-0	0-0-0	1-1-0		HOME		3-1-0		2-0-0		5-2-0		
4-4-0	0-0-0	0-0-		AWAY		0-0-0		2-2-0		2-2-0		
0-0-0	0-0-0	0-0-0		NEUTRAL		0-0-0		0-0-0		0-0-0		
<hr/>												
16-11-0	2-1-0	2-1-0		CONFERENCE		9-6-0		2-1-0		1-2-0		
9-6-0	2-1-0	0-0-0		HOME		6-3-0		0-0-0		1-2-0		
7-5-0	0-0-0	2-1-0		AWAY		3-3-0		2-1-0		0-0-0		
0-0-0	0-0-0	0-0-0		NEUTRAL		0-0-0		0-0-0		0-0-0		
<hr/>												
RPI S Opponent	Score		RPI S Opponent	Score		RPI S Opponent	Score		RPI S Opponent	Score		
25 H Arizona	6	3	30 H Gonzaga	2	0	52 A Oregon St.	4	5	103 A Southern California	3	4	
25 H Arizona	7	17	30 H Gonzaga	6	8	52 A Oregon St.	3	2	103 A Southern California	7	3	
25 H Arizona	8	4	39 A Arizona St.	3	6	52 A Oregon St.	1	10	103 A Southern California	6	0	
			39 A Arizona St.	6	1	68 A California	4	2	105 A Baylor	7	2	
			39 A Arizona St.	4	2	68 A California	1	7	105 A Baylor	5	9	
						68 A California	7	4	105 A Baylor	7	1	
						74 H St. Mary's (CA)	3	5	112 A Seattle	2	3	
						74 H St. Mary's (CA)	3	0	112 H Seattle	3	1	
						74 H St. Mary's (CA)	6	1	112 H Seattle	12	4	
						74 H St. Mary's (CA)	3	1	169 A UC Riverside	5	6	
						77 H Oregon	7	4	169 A UC Riverside	2	1	
						77 H Oregon	9	6	169 A UC Riverside	5	8	
						77 H Oregon	0	2	169 A UC Riverside	17	4	
						85 H Stanford	4	0	183 H Santa Clara	1	2	
						85 H Stanford	4	3	183 H Santa Clara	10	9	
						85 H Stanford	7	8	183 H Santa Clara	4	1	
						94 H UCLA	8	7	184 H Washington St.	6	4	
						94 H UCLA	0	1	184 H Washington St.	2	7	
						94 H UCLA	7	4	184 H Washington St.	3	9	
									221 H Pacific	6	2	
									221 H Pacific	3	6	
									221 H Pacific	6	2	
									262 H Northern Colo.	4	2	
<hr/>												
			LAST 15 GAMES									
			85 H Stanford	4	0	103 A Southern California			6	0		
			85 H Stanford	7	8	103 A Southern California			7	3		
			85 H Stanford	4	3	103 A Southern California			3	4		
			262 H Northern Colo.	4	2							
			184 H Washington St.	6	4							

Non-Div. I Games:

Washington

184 H Washington St.	2	7
184 H Washington St.	3	9

W
a
s
h
i
n
g
t
o
n

W
a
s
h
i
n
g
t
o
n

220	H	USC Upstate	15	4
92	A	Ga. Southern	0	2

RPI	S	Opponent	Score	
220	H	USC Upstate	15	4
220	H	USC Upstate	10	3
220	H	USC Upstate	13	6
224	H	Dartmouth	17	3
224	H	Dartmouth	8	6
235	H	Penn	5	3
235	H	Penn	2	3
235	H	Penn	17	5
263	A	NJIT	6	0
263	A	NJIT	9	2
263	A	NJIT	22	2
288	A	Savannah St.	7	3
288	H	Savannah St.	7	4

Average RPI Win: 129		WON-LOST	WINNING	LAST 15	STRENGTH OF		OPP. STRENGTH	TEAM	ADJ	CONF.	ADJ CONF.
Average RPI Loss: 72		RECORD	PCT. RANK	GAMES	SCHEDULE		OF SCHEDULE	RPI	RPI	RPI	RPI
DIV. I ONLY		32-24-0	.57143	92	6-9-0		33	21	55	.54712	55
DIV. I NON-CONF.		17-9-0	.65385	62	1-2-0		146	168	101	.525	101
TOTALS		RPI 1-25	RPI 26-50		W-L RECORDS		RPI 51-100		RPI 101-150		RPI 150+
32-24-0		5-10-0	2-2-0		OVERALL		5-3-0		7-6-0		13-3-0
22-10-0		4-3-0	0-0-0		HOME		3-1-0		6-4-0		9-2-0
7-12-0		1-6-0	2-1-0		AWAY		2-2-0		1-2-0		1-1-0
3-2-0		0-1-0	0-1-0		NEUTRAL		0-0-0		0-0-0		3-0-0
17-9-0		0-3-0	0-1-0		NON-CONFERENCE		1-1-0		3-1-0		13-3-0
13-4-0		0-1-0	0-0-0		HOME		1-0-0		3-1-0		9-2-0
1-3-0		0-1-0	0-0-		AWAY		0-1-0		0-0-0		1-1-0
3-2-0		0-1-0	0-1-0		NEUTRAL		0-0-0		0-0-0		3-0-0
15-15-0		5-7-0	2-1-0		CONFERENCE		4-2-0		4-5-0		0-0-0
9-6-0		4-2-0	0-0-0		HOME		2-1-0		3-3-0		0-0-0
6-9-0		1-5-0	2-1-0		AWAY		2-1-0		1-2-0		0-0-0
0-0-0		0-0-0	0-0-0		NEUTRAL		0-0-0		0-0-0		0-0-0
RPI S	Opponent	Score		RPI S	Opponent	Score		RPI S	Opponent	Score	
1 A	Louisville	6	7	32 N	Bryant	4	7	60 H	Alabama	3	2
1 H	Louisville	6	9	34 A	Georgia	11	4	60 H	Alabama	6	2
2 H	Florida	5	12	34 A	Georgia	14	6	60 H	Alabama	1	2
2 H	Florida	7	4	34 A	Georgia	2	5	78 A	Tennessee	5	4
2 H	Florida	5	4					78 A	Tennessee	5	14
5 H	South Carolina	5	4					78 A	Tennessee	10	2
5 H	South Carolina	6	0					91 A	Indiana	2	3
5 H	South Carolina	5	10					95 H	Xavier	6	2
6 A	Ole Miss	2	14								
6 A	Ole Miss	5	7								
6 A	Ole Miss	1	3								
8 A	Vanderbilt	0	3								
8 A	Vanderbilt	2	3								
8 A	Vanderbilt	3	0								
19 N	UC Santa Barbara	4	11								
				LAST 15 GAMES							
				113 H	Missouri	7	2	91 A	Indiana	2	3
				113 H	Missouri	2	1	5	H South Carolina	5	4
				113 H	Missouri	3	9	5	H South Carolina	6	0
				195 N	Murray St.	4	1				
				6 A	Ole Miss	5	7				
								220 H	USC Upstate	3	1
								220 H	USC Upstate	5	3
								220 H	USC Upstate	3	1
								233 H	Dayton	5	3
								233 N	Dayton	15	2
								234 H	Northern Ky.	4	5
								242 H	Buffalo	9	8
								242 H	Buffalo	5	1

Non-Div. I Games:

Kentucky

6	A	Ole Miss	2	14
6	A	Ole Miss	1	3

RPI	S	Opponent	Score	
242	H	Buffalo	14	3
275	N	George Mason	8	6

Kentucky

K
e
n
t
u
c
k
y

K
e
n
t
u
c
k
y

Average RPI Win: 189		WON-LOST RECORD		WINNING PCT. RANK		LAST 15 GAMES		STRENGTH OF SCHEDULE		OPP. STRENGTH OF SCHEDULE		TEAM RPI		ADJ RPI		CONF. RPI		ADJ CONF. RPI	
DIV. I ONLY		36-16-0		.69231 23		11-4-0		190		192		56		.54567 56		20		20	
DIV. I NON-CONF.		22-7-0		.75862 27		5-2-0		141		180		20		.57816 20		19		19	
TOTALS		RPI 1-25		RPI 26-50		W-L RECORDS		RPI 51-100		RPI 101-150		RPI 150+							
36-16-0		0-3-0		2-0-0		OVERALL		3-0-0		2-3-0		29-10-0							
15-5-0		0-0-0		1-0-0		HOME		0-0-0		1-0-0		13-5-0							
21-11-0		0-3-0		1-0-0		AWAY		3-0-0		1-3-0		16-5-0							
0-0-0		0-0-0		0-0-0		NEUTRAL		0-0-0		0-0-0		0-0-0							
22-7-0		0-3-0		2-0-0		NON-CONFERENCE		3-0-0		2-0-0		15-4-0							
6-2-0		0-0-0		1-0-0		HOME		0-0-0		1-0-0		4-2-0							
16-5-0		0-3-0		1-0-		AWAY		3-0-0		1-0-0		11-2-0							
0-0-0		0-0-0		0-0-0		NEUTRAL		0-0-0		0-0-0		0-0-0							
14-9-0		0-0-0		0-0-0		CONFERENCE		0-0-0		0-3-0		14-6-0							
9-3-0		0-0-0		0-0-0		HOME		0-0-0		0-0-0		9-3-0							
5-6-0		0-0-0		0-0-0		AWAY		0-0-0		0-3-0		5-3-0							
0-0-0		0-0-0		0-0-0		NEUTRAL		0-0-0		0-0-0		0-0-0							
RPI S	Opponent			Score		RPI S	Opponent			Score		RPI S	Opponent			Score			
19 A	UC Santa Barbara			4 7		32 A	Bryant			9 8		54 A	North Florida			2 1			
19 A	UC Santa Barbara			6 7		50 H	UConn			4 3		54 A	North Florida			3 2			
19 A	UC Santa Barbara			1 2								54 A	North Florida			9 8			
												127 A	Rhode Island			7 1			
												127 H	Rhode Island			14 13			
												131 A	Binghamton			3 5			
												131 A	Binghamton			9 10			
												131 A	Binghamton			1 12			
												157 A	UMBC			4 13			
												157 A	UMBC			6 7			
												157 A	UMBC			6 4			
												159 A	Holy Cross			8 4			
												163 H	Sacred Heart			4 7			
												167 A	Northeastern			3 4			
												171 H	Stony Brook			0 9			
												171 H	Stony Brook			9 5			
												171 H	Stony Brook			0 2			
												197 A	Fairfield			6 3			
												203 A	Central Conn. St.			11 9			
												203 H	Central Conn. St.			10 0			
												208 H	Yale			15 8			
												209 A	Albany (NY)			11 0			
												209 A	Albany (NY)			6 1			
												209 H	Albany (NY)			6 3			
												209 H	Albany (NY)			5 9			
												209 H	Albany (NY)			7 6			
												212 A	Radford			2 4			
												212 A	Radford			12 0			
												212 A	Radford			3 1			
												216 A	Quinnipiac			11 5			
LAST 15 GAMES																			
						157 A	UMBC			4 13		217 H	UMass Lowell			23 6			
						157 A	UMBC			6 4		163 H	Sacred Heart			4 7			
						157 A	UMBC			6 7		253 H	Army West Point			14 4			
						127 A	Rhode Island			7 1									
						203 H	Central Conn. St.			10 0									

Non-Div. I Games:

Hartford

217	H	UMass Lowell	17	4
217	H	UMass Lowell	14	10

RPI	S	Opponent	Score	
216	H	Quinnipiac	5	7
217	A	UMass Lowell	6	0
217	A	UMass Lowell	4	3
217	A	UMass Lowell	5	6
217	H	UMass Lowell	14	10
217	H	UMass Lowell	23	6
217	H	UMass Lowell	17	4
218	A	Manhattan	8	3
243	A	Villanova	11	1
243	A	Villanova	8	0
243	A	Villanova	2	1
246	H	Maine	11	4
246	H	Maine	6	5
246	H	Maine	4	1
247	A	Marist	5	3
253	H	Army West Point	4	3
253	H	Army West Point	14	4

Hartford

H
a
r
t
f
o
r
d

H
a
r
t
f
o
r
d

Average RPI Win: 145		WON-LOST	WINNING	LAST 15	STRENGTH OF		OPP. STRENGTH	TEAM	ADJ	CONF.	ADJ CONF.
Average RPI Loss: 89		RECORD	PCT. RANK	GAMES	SCHEDULE		OF SCHEDULE	RPI	RPI	RPI	RPI
DIV. I ONLY		38-17-1	.6875	25	12-3-0		184	60	57	.54543	57
DIV. I NON-CONF.		23-8-1	.73438	33	3-1-0		188	71	50	.55488	50
TOTALS		RPI 1-25	RPI 26-50		W-L RECORDS		RPI 51-100		RPI 101-150		RPI 150+
38-17-1		2-2-0	5-2-0		OVERALL		7-8-0		7-2-0		17-3-1
23-4-0		1-0-0	3-0-0		HOME		5-2-0		3-0-0		11-2-0
10-10-0		1-1-0	2-1-0		AWAY		1-6-0		2-2-0		4-0-0
5-3-1		0-1-0	0-1-0		NEUTRAL		1-0-0		2-0-0		2-1-1
23-8-1		2-2-0	0-1-0		NON-CONFERENCE		2-1-0		7-2-0		12-2-1
14-1-0		1-0-0	0-0-0		HOME		1-0-0		3-0-0		9-1-0
4-4-0		1-1-0	0-0-		AWAY		0-1-0		2-2-0		1-0-0
5-3-1		0-1-0	0-1-0		NEUTRAL		1-0-0		2-0-0		2-1-1
15-9-0		0-0-0	5-1-0		CONFERENCE		5-7-0		0-0-0		5-1-0
9-3-0		0-0-0	3-0-0		HOME		4-2-0		0-0-0		2-1-0
6-6-0		0-0-0	2-1-0		AWAY		1-5-0		0-0-0		3-0-0
0-0-0		0-0-0	0-0-0		NEUTRAL		0-0-0		0-0-0		0-0-0
RPI S	Opponent	Score	RPI S	Opponent	Score	RPI S	Opponent	Score	RPI S	Opponent	Score
14 A	Coastal Caro.	6 4	35 N	Boston College	2 6	51 A	Illinois	3 5	107 H	Cincinnati	9 0
14 A	Coastal Caro.	2 3	37 H	Michigan	7 3	51 A	Illinois	0 1	110 H	Morehead St.	1 0
22 H	Fla. Atlantic	10 2	37 H	Michigan	3 2	51 A	Illinois	9 1	110 H	Morehead St.	7 3
23 N	Duke	1 8	37 H	Michigan	8 2	58 A	Maryland	0 3	123 N	Liberty	5 4
			46 A	Minnesota	3 2	58 A	Maryland	1 2	125 A	UNLV	8 7
			46 A	Minnesota	3 4	58 A	Maryland	4 5	125 A	UNLV	7 8
			46 A	Minnesota	6 5	65 A	Kent St.	3 8	125 A	UNLV	20 3
						81 N	Pittsburgh	11 8	125 A	UNLV	2 5
						86 H	Iowa	0 12	132 N	Seton Hall	9 3
						86 H	Iowa	6 0	152 H	UAB	12 3
						86 H	Iowa	3 0	152 H	UAB	3 6
						95 H	Xavier	11 6	170 H	Bethune-Cookman	13 5
						100 H	Rutgers	11 3	170 H	Bethune-Cookman	11 2
						100 H	Rutgers	4 7	170 H	Bethune-Cookman	6 2
						100 H	Rutgers	2 1	202 H	Eastern Mich.	2 0
									206 H	Toledo	9 8
									206 N	Toledo	7 1
									206 N	Toledo	5 5
									213 N	Illinois St.	4 5
									236 A	Ohio	6 3
									250 H	Hofstra	2 1
									250 H	Hofstra	4 2
									250 H	Hofstra	12 1
									255 H	Northwestern	5 4
									255 H	Northwestern	5 6
									255 H	Northwestern	5 2
									268 N	Niagara	10 7
			LAST 15 GAMES								
			46 A	Minnesota	6 5	22 H	Fla. Atlantic	10 2			
			46 A	Minnesota	3 4	86 H	Iowa	3 0			
			46 A	Minnesota	3 2	86 H	Iowa	0 12			
			202 H	Eastern Mich.	2 0						
			37 H	Michigan	8 2						

Non-Div. I Games:

Ohio St.

Ohio St.

37	H	Michigan	7	3
37	H	Michigan	3	2

Through Games Of May 23, 2016

RPI	S	Opponent	Score	
271	A	Purdue	5	1
271	A	Purdue	3	1
271	A	Purdue	3	2

Ohio St.

O
h
i
o
s
t
.

O
h
i
o
s
t
.

Average RPI Win: 97		WON-LOST	WINNING	LAST 15	STRENGTH OF		OPP. STRENGTH	TEAM	ADJ		CONF.	ADJ CONF.
Average RPI Loss: 96		RECORD	PCT. RANK	GAMES	SCHEDULE		OF SCHEDULE	RPI	RPI		RPI	RPI
DIV. I ONLY		28-25-0	.5283	128	8-7-0		18	88	58		7	7
DIV. I NON-CONF.		15-14-0	.51724	143	1-1-0		5	94	47		7	7
TOTALS		RPI 1-25	RPI 26-50		W-L RECORDS		RPI 51-100		RPI 101-150		RPI 150+	
28-25-0		0-1-0	6-4-0		OVERALL		13-12-0		5-6-0		4-2-0	
15-10-0		0-0-0	2-1-0		HOME		7-6-0		3-1-0		3-2-0	
11-14-0		0-1-0	3-3-0		AWAY		5-6-0		2-4-0		1-0-0	
2-1-0		0-0-0	1-0-0		NEUTRAL		1-0-0		0-1-0		0-0-0	
15-14-0		0-1-0	5-2-0		NON-CONFERENCE		5-5-0		3-5-0		2-1-0	
8-5-0		0-0-0	2-1-0		HOME		2-2-0		3-1-0		1-1-0	
5-8-0		0-1-0	2-0-		AWAY		2-3-0		0-3-0		1-0-0	
2-1-0		0-0-0	1-0-0		NEUTRAL		1-0-0		0-1-0		0-0-0	
13-11-0		0-0-0	1-2-0		CONFERENCE		8-7-0		2-1-0		2-1-0	
7-5-0		0-0-0	0-0-0		HOME		5-4-0		0-0-0		2-1-0	
6-6-0		0-0-0	1-2-0		AWAY		3-3-0		2-1-0		0-0-0	
0-0-0		0-0-0	0-0-0		NEUTRAL		0-0-0		0-0-0		0-0-0	
RPI S	Opponent	Score	RPI S	Opponent	Score	RPI S	Opponent	Score	RPI S	Opponent	Score	
24 A	East Carolina	3 4	32 H	Bryant	8 6	51 H	Illinois	4 5	116 A	UC Irvine	5 9	
			32 H	Bryant	5 3	51 H	Illinois	3 1	118 A	Penn St.	0 2	
			32 H	Bryant	0 2	51 H	Illinois	2 4	118 A	Penn St.	7 1	
			44 A	Cal St. Fullerton	2 3	57 H	Ohio St.	3 0	118 A	Penn St.	8 3	
			44 A	Cal St. Fullerton	1 0	57 H	Ohio St.	2 1	123 A	Liberty	4 5	
			44 A	Cal St. Fullerton	8 4	57 H	Ohio St.	5 4	123 H	Liberty	10 9	
			45 N	Southeastern La.	8 1	60 A	Alabama	1 5	127 H	Rhode Island	1 0	
			46 A	Minnesota	4 2	60 A	Alabama	1 3	127 H	Rhode Island	1 2	
			46 A	Minnesota	5 9	60 A	Alabama	9 5	127 H	Rhode Island	13 10	
			46 A	Minnesota	4 6	67 A	VCU	7 1	149 A	Delaware	7 12	
						67 H	VCU	8 1	149 N	Delaware	8 10	
						75 A	West Virginia	1 4	181 A	James Madison	19 12	
						78 N	Tennessee	10 9	181 H	James Madison	5 2	
						83 A	Michigan St.	3 4	207 H	George Washington	10 19	
						83 A	Michigan St.	6 3	271 H	Purdue	11 3	
						83 A	Michigan St.	6 4	271 H	Purdue	6 0	
						86 A	Iowa	1 4	271 H	Purdue	1 7	
						86 A	Iowa	1 8				
						86 A	Iowa	4 1				
						96 H	High Point	13 5				
LAST 15 GAMES												
			83 A	Michigan St.	6 4							
			83 A	Michigan St.	3 4							
			83 A	Michigan St.	6 3							
			100 H	Rutgers	6 0							
			100 H	Rutgers	5 7							

Non-Div. I Games:

Maryland

Average RPI Win:	169	WON-LOST	WINNING	LAST 15	STRENGTH OF	OPP. STRENGTH	TEAM	ADJ	CONF.	ADJ CONF.		
Average RPI Loss:	145	RECORD	PCT. RANK	GAMES	SCHEDULE	OF SCHEDULE	RPI	RPI	RPI	RPI		
DIV. I ONLY		34-18-0	.65385	45	10-5-0	151	163	59	.54475	59	22	22
DIV. I NON-CONF.		12-10-0	.54545	119	1-1-0	37	6	39	.56197	39	23	23
<hr/>												
TOTALS	RPI 1-25	RPI 26-50		W-L RECORDS		RPI 51-100		RPI 101-150		RPI 150+		
34-18-0	1-0-0	4-1-0		OVERALL		1-5-0		5-3-0		23-9-0		
19-3-0	0-0-0	1-0-0		HOME		1-0-0		3-1-0		14-2-0		
15-13-0	1-0-0	3-1-0		AWAY		0-3-0		2-2-0		9-7-0		
0-2-0	0-0-0	0-0-0		NEUTRAL		0-2-0		0-0-0		0-0-0		
<hr/>												
12-10-0	1-0-0	4-1-0		NON-CONFERENCE		1-5-0		5-3-0		1-1-0		
6-1-0	0-0-0	1-0-0		HOME		1-0-0		3-1-0		1-0-0		
6-7-0	1-0-0	3-0-		AWAY		0-3-0		2-2-0		0-1-0		
0-2-0	0-0-0	0-0-0		NEUTRAL		0-2-0		0-0-0		0-0-0		
<hr/>												
22-8-0	0-0-0	0-0-0		CONFERENCE		0-0-0		0-0-0		22-8-0		
13-2-0	0-0-0	0-0-0		HOME		0-0-0		0-0-0		13-2-0		
9-6-0	0-0-0	0-0-0		AWAY		0-0-0		0-0-0		9-6-0		
0-0-0	0-0-0	0-0-0		NEUTRAL		0-0-0		0-0-0		0-0-0		
<hr/>												
RPI S	Opponent	Score		RPI S	Opponent	Score		RPI S	Opponent	Score		
11 A	Mississippi St.	3	1	28 A	Oklahoma St.	4	0	63 N	Indiana St.	5	9	
				28 H	Oklahoma St.	3	1	63 N	Indiana St.	2	3	
				31 A	Dallas Baptist	1	6	69 A	Oklahoma	3	12	
				31 A	Dallas Baptist	7	4	69 H	Oklahoma	5	0	
				31 A	Dallas Baptist	12	7	88 A	Jacksonville St.	3	8	
								98 A	Missouri St.	0	5	

Non-Div. I Games:

Oral Roberts

227 A South Dakota St.	7	6
227 A South Dakota St.	10	8

RPI	S	Opponent	Score	
214	H	IPFW	15	0
227	A	South Dakota St.	7	6
227	A	South Dakota St.	10	8
227	A	South Dakota St.	5	2
227	H	South Dakota St.	2	3
227	H	South Dakota St.	13	3
227	H	South Dakota St.	9	1
267	A	Western Ill.	6	0
267	A	Western Ill.	11	1
267	A	Western Ill.	4	9
267	H	Western Ill.	6	5
267	H	Western Ill.	13	4
267	H	Western Ill.	6	1

O
r
a
l
R
o
b
e
r
t
s

O
r
a
l
R
o
b
e
r
t
s

Average RPI Win:	159	WON-LOST	WINNING	LAST 15	STRENGTH OF	OPP. STRENGTH	TEAM	ADJ	CONF.	ADJ CONF.				
Average RPI Loss:	104	RECORD	PCT. RANK	GAMES	SCHEDULE	OF SCHEDULE	RPI	RPI	RPI	RPI				
DIV. I ONLY	35-21-0	.625	62	6-9-0	122	94	60	.54437	60	13	13			
DIV. I NON-CONF.	15-11-0	.57692	101	2-3-0	30	66	40	.56167	40	11	11			
<hr/>														
TOTALS	RPI 1-25	RPI 26-50		W-L RECORDS		RPI 51-100		RPI 101-150		RPI 150+				
35-21-0	1-2-0	0-6-0		OVERALL		6-3-0		7-4-0		21-6-0				
16-8-0	1-1-0	0-3-0		HOME		4-2-0		3-1-0		8-1-0				
18-12-0	0-1-0	0-3-0		AWAY		2-1-0		3-2-0		13-5-0				
1-1-0	0-0-0	0-0-0		NEUTRAL		0-0-0		1-1-0		0-0-0				
15-11-0	1-2-0	0-6-0		NON-CONFERENCE		0-0-0		4-1-0		10-2-0				
5-4-0	1-1-0	0-3-0		HOME		0-0-0		1-0-0		3-0-0				
9-6-0	0-1-0	0-0-		AWAY		0-0-0		2-0-0		7-2-0				
1-1-0	0-0-0	0-0-0		NEUTRAL		0-0-0		1-1-0		0-0-0				
20-10-0	0-0-0	0-0-0		CONFERENCE		6-3-0		3-3-0		11-4-0				
11-4-0	0-0-0	0-0-0		HOME		4-2-0		2-1-0		5-1-0				
9-6-0	0-0-0	0-0-0		AWAY		2-1-0		1-2-0		6-3-0				
0-0-0	0-0-0	0-0-0		NEUTRAL		0-0-0		0-0-0		0-0-0				
RPI	S	Opponent	Score		RPI	S	Opponent	Score		RPI	S	Opponent	Score	
12	A	Texas Tech	10	14	31	H	Dallas Baptist	2	5	82	H	Fresno St.	14	13
12	H	Texas Tech	6	5	31	H	Dallas Baptist	8	33	82	H	Fresno St.	7	4
12	H	Texas Tech	4	7	31	H	Dallas Baptist	11	12	82	H	Fresno St.	2	1
					39	A	Arizona St.	5	9	93	A	Nevada	6	7
					39	A	Arizona St.	4	7	93	A	Nevada	3	2
					39	A	Arizona St.	0	1	93	A	Nevada	8	3
										93	H	Nevada	5	4
										93	H	Nevada	9	13
										93	H	Nevada	11	17
					LAST 15 GAMES									
					186	A	Air Force	11	2	125	A	UNLV	6	2
					186	A	Air Force	0	1	125	A	UNLV	6	11
					186	A	Air Force	23	2	145	A	New Mexico St.	3	2
					93	H	Nevada	9	13					
					93	H	Nevada	11	17					
										186	A	Air Force	0	1
										186	A	Air Force	23	2
										186	A	Air Force	11	2
										188	A	San Diego St.	4	2
										188	A	San Diego St.	6	11
										188	A	San Diego St.	5	3

Non-Div. I Games:

New Mexico

93	H	Nevada	5	4
125	A	UNLV	4	10

RPI	S	Opponent	Score	
188	H	San Diego St.	10	5
188	H	San Diego St.	13	7
188	H	San Diego St.	9	10
210	A	Grand Canyon	10	6
210	A	Grand Canyon	6	5
228	A	San Jose St.	10	3
228	A	San Jose St.	6	2
228	A	San Jose St.	8	9
228	H	San Jose St.	3	2
228	H	San Jose St.	11	1
228	H	San Jose St.	9	6

New Mexico

N
e
w
M
e
x
i
c
o

N
e
w
M
e
x
i
c
o

Average RPI Win: 121		WON-LOST RECORD	WINNING PCT. RANK	LAST 15 GAMES	STRENGTH OF SCHEDULE	OPP. STRENGTH OF SCHEDULE	TEAM RPI	ADJ RPI		CONF. RPI	ADJ CONF. RPI									
Average RPI Loss: 48																				
DIV. I ONLY		31-24-0	.56364	99	7-8-0	47	8	60	.54437	60	2	2								
DIV. I NON-CONF.		16-8-0	.66667	54	1-1-0	231	79	120	.51338	120	2	2								
<hr/>																				
TOTALS		RPI 1-25		RPI 26-50		W-L RECORDS		RPI 51-100		RPI 101-150		RPI 150+								
31-24-0		6-11-0		1-3-0		OVERALL		9-6-0		6-3-0		9-1-0								
19-12-0		3-6-0		0-1-0		HOME		6-4-0		3-1-0		7-0-0								
9-10-0		3-4-0		1-2-0		AWAY		2-2-0		3-1-0		0-1-0								
3-2-0		0-1-0		0-0-0		NEUTRAL		1-0-0		0-1-0		2-0-0								
16-8-0		0-2-0		0-1-0		NON-CONFERENCE		6-3-0		1-1-0		9-1-0								
12-4-0		0-0-0		0-1-0		HOME		4-3-0		1-0-0		7-0-0								
1-3-0		0-1-0		0-0-		AWAY		1-0-0		0-1-0		0-1-0								
3-1-0		0-1-0		0-0-0		NEUTRAL		1-0-0		0-0-0		2-0-0								
15-16-0		6-9-0		1-2-0		CONFERENCE		3-3-0		5-2-0		0-0-0								
7-8-0		3-6-0		0-0-0		HOME		2-1-0		2-1-0		0-0-0								
8-7-0		3-3-0		1-2-0		AWAY		1-2-0		3-0-0		0-0-0								
0-1-0		0-0-0		0-0-0		NEUTRAL		0-0-0		0-1-0		0-0-0								
RPI	S	Opponent		Score		RPI	S	Opponent		Score		RPI	S	Opponent		Score				
4	A	Texas A&M		1	2	34	A	Georgia		10	7	55	A	Kentucky		2	3			
4	A	Texas A&M		7	4	34	A	Georgia		1	7	55	A	Kentucky		2	6			
4	A	Texas A&M		3	4	34	A	Georgia		4	12	55	A	Kentucky		2	1			
5	H	South Carolina		2	4	47	H	South Ala.		2	8	58	H	Maryland		5	1			
5	H	South Carolina		7	9							58	H	Maryland		3	1			
5	H	South Carolina		4	6							58	H	Maryland		5	9			
6	H	Ole Miss		0	4							71	H	Houston		1	3			
6	H	Ole Miss		7	2							71	H	Houston		7	6			
6	H	Ole Miss		2	0							71	H	Houston		2	3			
7	N	North Carolina St.		1	2							78	H	Tennessee		3	6			
9	A	LSU		4	3							78	H	Tennessee		7	3			
9	A	LSU		5	7							78	H	Tennessee		11	3			
9	A	LSU		6	0							79	A	Troy		2	1			
11	H	Mississippi St.		4	3							79	H	Troy		5	3			
11	H	Mississippi St.		1	2							90	N	Notre Dame		4	0			
11	H	Mississippi St.		5	12															
21	A	Southern Miss.		2	9															
<hr/>																				
LAST 15 GAMES																				
5 H South Carolina						7	9	135 H Auburn						1	8					
5 H South Carolina						2	4	135 H Auburn						4	3					
5 H South Carolina						4	6	135 H Auburn						6	2					
129 H Samford						8	2													
117 A Arkansas						7	4													

Non-Div. I Games:

Alabama

117 A Arkansas	10	4
117 A Arkansas	8	6

A
l
a
b
a
m
a

A
l
a
b
a
m
a

Average RPI Win:	123	WON-LOST RECORD	WINNING PCT. RANK	LAST 15 GAMES	STRENGTH OF SCHEDULE	OPP. STRENGTH OF SCHEDULE	TEAM RPI	ADJ RPI	CONF. RPI	ADJ CONF. RPI		
DIV. I ONLY		29-24-1	.5463	112	7-8-0	23	98	62	.54327	62	14	14
DIV. I NON-CONF.		17-12-1	.58333	95	1-1-0	2	15	15	.58527	15	15	15
<hr/>												
TOTALS	RPI 1-25	RPI 26-50		W-L RECORDS		RPI 51-100		RPI 101-150		RPI 150+		
29-24-1	6-6-1	3-3-0		OVERALL		4-4-0		5-2-0		11-9-0		
20-9-1	3-1-1	2-1-0		HOME		4-3-0		5-1-0		6-3-0		
9-15-0	3-5-0	1-2-0		AWAY		0-1-0		0-1-0		5-6-0		
0-0-0	0-0-0	0-0-0		NEUTRAL		0-0-0		0-0-0		0-0-0		
17-12-1	6-6-1	2-1-0		NON-CONFERENCE		4-4-0		0-1-0		5-0-0		
12-5-1	3-1-1	2-1-0		HOME		4-3-0		0-0-0		3-0-0		
5-7-0	3-5-0	0-0-		AWAY		0-1-0		0-1-0		2-0-0		
0-0-0	0-0-0	0-0-0		NEUTRAL		0-0-0		0-0-0		0-0-0		
12-12-0	0-0-0	1-2-0		CONFERENCE		0-0-0		5-1-0		6-9-0		
8-4-0	0-0-0	0-0-0		HOME		0-0-0		5-1-0		3-3-0		
4-8-0	0-0-0	1-2-0		AWAY		0-0-0		0-0-0		3-6-0		
0-0-0	0-0-0	0-0-0		NEUTRAL		0-0-0		0-0-0		0-0-0		
<hr/>												
RPI S	Opponent	Score	RPI S	Opponent	Score	RPI S	Opponent	Score	RPI S	Opponent	Score	
5 A	South Carolina	6 5	29 A	UNCW	5 9	67 H	VCU	1 2	126 H	William & Mary	1 6	
10 A	Clemson	11 4	29 A	UNCW	3 8	67 H	VCU	3 4	126 H	William & Mary	5 1	
10 A	Clemson	4 13	29 A	UNCW	8 5	67 H	VCU	7 4	126 H	William & Mary	6 0	
14 A	Coastal Caro.	5 9	36 H	Nebraska	13 5	89 H	Mercer	5 4	132 A	Furman	7 9	
14 A	Coastal Caro.	3 5	36 H	Nebraska	0 4	89 H	Mercer	6 2	149 H	Delaware	14 4	
14 H	Coastal Caro.	9 4	36 H	Nebraska	7 3	89 H	Mercer	17 13	149 H	Delaware	15 2	
14 H	Coastal Caro.	4 2				92 A	Ga. Southern	6 10	149 H	Delaware	3 2	
16 A	Florida St.	2 1				92 H	Ga. Southern	10 13	167 H	Northeastern	2 3	
16 A	Florida St.	3 8							167 H	Northeastern	8 5	
16 A	Florida St.	2 11							167 H	Northeastern	3 2	
19 H	UC Santa Barbara	6 6							181 H	James Madison	3 9	
19 H	UC Santa Barbara	10 3							181 H	James Madison	7 5	
19 H	UC Santa Barbara	4 7							181 H	James Madison	1 3	
									190 H	Richmond	5 3	
									204 A	Elon	11 6	
									204 A	Elon	6 9	
									204 A	Elon	6 2	
									222 A	Towson	3 4	
									222 A	Towson	9 4	
									222 A	Towson	4 7	
									238 H	Charleston So.	4 1	
									250 A	Hofstra	7 8	
									250 A	Hofstra	3 4	
									250 A	Hofstra	1 3	
									260 A	The Citadel	5 1	
									260 A	The Citadel	12 9	
									260 H	The Citadel	1 0	

Non-Div. I Games:

Col. of Charleston

167	H	Northeastern	2	3
10	A	Clemson	11	4

C
o
l
.
o
f
C
h
a
r
l
e
s
t
o
n

C
o
l
.
o
f
C
h
a
r
l
e
s
t
o
n

Average RPI Win:		157	WON-LOST RECORD		WINNING PCT. RANK	LAST 15 GAMES		STRENGTH OF SCHEDULE		OPP. STRENGTH OF SCHEDULE	TEAM RPI	ADJ RPI		CONF. RPI	ADJ CONF. RPI		
Average RPI Loss:		96															
DIV. I ONLY			34-19-0		.64151	52	10-5-0		120	118	63	.5429	63	10	10		
DIV. I NON-CONF.			21-11-0		.65625	59	1-0-0		158	123	65	.5436	65	12	12		
TOTALS		RPI 1-25		RPI 26-50		W-L RECORDS		RPI 51-100		RPI 101-150		RPI 150+					
34-19-0		1-1-0		1-8-0		OVERALL		8-2-0		8-4-0		16-4-0					
13-9-0		0-0-0		0-5-0		HOME		4-1-0		2-1-0		7-2-0					
14-8-0		1-1-0		1-2-0		AWAY		1-1-0		5-3-0		6-1-0					
7-2-0		0-0-0		0-1-0		NEUTRAL		3-0-0		1-0-0		3-1-0					
21-11-0		1-1-0		1-5-0		NON-CONFERENCE		5-2-0		2-1-0		12-2-0					
6-4-0		0-0-0		0-2-0		HOME		1-1-0		0-0-0		5-1-0					
8-5-0		1-1-0		1-0-		AWAY		1-1-0		1-1-0		4-0-0					
7-2-0		0-0-0		0-1-0		NEUTRAL		3-0-0		1-0-0		3-1-0					
13-8-0		0-0-0		0-3-0		CONFERENCE		3-0-0		6-3-0		4-2-0					
7-5-0		0-0-0		0-3-0		HOME		3-0-0		2-1-0		2-1-0					
6-3-0		0-0-0		0-0-0		AWAY		0-0-0		4-2-0		2-1-0					
0-0-0		0-0-0		0-0-0		NEUTRAL		0-0-0		0-0-0		0-0-0					
RPI	S	Opponent		Score		RPI	S	Opponent		Score		RPI	S	Opponent		Score	
7	A	North Carolina St.		11	7	28	A	Oklahoma St.		0	1	51	H	Illinois		5	4
7	A	North Carolina St.		3	8	28	A	Oklahoma St.		2	9	59	N	Oral Roberts		9	5
						28	A	Oklahoma St.		2	0	59	N	Oral Roberts		3	2
						31	H	Dallas Baptist		6	7	86	N	Iowa		11	3
						31	H	Dallas Baptist		5	10	91	A	Indiana		5	1
						31	H	Dallas Baptist		2	3	91	A	Indiana		3	5
						35	N	Boston College		3	5	91	H	Indiana		5	7
						36	H	Nebraska		4	11	98	H	Missouri St.		7	6
						36	H	Nebraska		4	10	98	H	Missouri St.		2	1
												98	H	Missouri St.		4	2
						LAST 15 GAMES											
						137	H	Evansville		3	0	175	A	Wichita St.		8	6
						137	H	Evansville		7	0	175	A	Wichita St.		9	11
						137	H	Evansville		2	3	175	A	Wichita St.		15	10
						115	A	Bradley		6	2						
						115	A	Bradley		4	2						
						115	A	Bradley		3	5						
						121	A	Little Rock		7	2						
						121	A	Little Rock		5	6						
						122	A	Southern Ill.		6	7						
						122	A	Southern Ill.		5	1						
						122	A	Southern Ill.		3	0						
						127	N	Rhode Island		8	2						
						137	H	Evansville		3	0						
						137	H	Evansville		2	3						
						137	H	Evansville		7	0						
						158	A	Campbell		4	1						
						166	A	Ball St.		16	8						
						175	A	Wichita St.		15	10						
						175	A	Wichita St.		8	6						
						175	A	Wichita St.		9	11						
						189	N	Davidson		7	1						
						213	H	Illinois St.		1	5						
						213	H	Illinois St.		6	5						
						213	H	Illinois St.		3	2						
						224	N	Dartmouth		3	0						
						243	N	Villanova		5	6						
						248	H	Siena		10	3						
						248	H	Siena		12	3						
						248	H	Siena		2	3						
						271	A	Purdue		22	4						

Non-Div. I Games:

Indiana St.

Indiana St.

115	A	Bradley	3	5
166	A	Ball St.	16	8

Through Games Of May 23, 2016

RPI	S	Opponent	Score	
271	H	Purdue	4	1
276	A	Butler	6	1
276	H	Butler	13	9
276	H	Butler	7	2
293	N	Chicago St.	14	5

Indiana St.

I
n
d
i
a
n
a
S
t
.

I
n
d
i
a
n
a
S
t
.

Average RPI Win: 150		WON-LOST RECORD		WINNING PCT. RANK		LAST 15 GAMES		STRENGTH OF SCHEDULE		OPP. STRENGTH OF SCHEDULE		TEAM RPI		ADJ RPI		CONF. RPI		ADJ CONF. RPI	
DIV. I ONLY		32-19-0		.62745 60		11-4-0		100		82		64		.54217 64		5		5	
DIV. I NON-CONF.		11-10-0		.52381 132		0-2-0		120		230		153		.4961 153		5		5	
TOTALS		RPI 1-25		RPI 26-50		W-L RECORDS		RPI 51-100		RPI 101-150		RPI 150+							
32-19-0		2-5-0		2-2-0		OVERALL		4-4-0		5-5-0		19-3-0							
19-9-0		2-4-0		2-2-0		HOME		2-2-0		1-0-0		12-1-0							
13-8-0		0-1-0		0-0-0		AWAY		2-2-0		4-3-0		7-2-0							
0-2-0		0-0-0		0-0-0		NEUTRAL		0-0-0		0-2-0		0-0-0							
11-10-0		0-1-0		0-1-0		NON-CONFERENCE		0-2-0		2-5-0		9-1-0							
10-3-0		0-0-0		0-1-0		HOME		0-1-0		1-0-0		9-1-0							
1-5-0		0-1-0		0-0-		AWAY		0-1-0		1-3-0		0-0-0							
0-2-0		0-0-0		0-0-0		NEUTRAL		0-0-0		0-2-0		0-0-0							
21-9-0		2-4-0		2-1-0		CONFERENCE		4-2-0		3-0-0		10-2-0							
9-6-0		2-4-0		2-1-0		HOME		2-1-0		0-0-0		3-0-0							
12-3-0		0-0-0		0-0-0		AWAY		2-1-0		3-0-0		7-2-0							
0-0-0		0-0-0		0-0-0		NEUTRAL		0-0-0		0-0-0		0-0-0							
RPI S	Opponent	Score		RPI S	Opponent	Score		RPI S	Opponent	Score		RPI S	Opponent	Score					
14 A	Coastal Caro.	3	9	26 H	Wake Forest	1	3	75 A	West Virginia	8	9	110 A	Morehead St.	0	13				
21 H	Southern Miss.	10	8	38 H	Louisiana Tech	10	4	75 H	West Virginia	4	5	110 H	Morehead St.	6	5				
21 H	Southern Miss.	4	14	38 H	Louisiana Tech	7	4	76 H	Old Dominion	5	6	123 N	Liberty	3	7				
21 H	Southern Miss.	2	3	38 H	Louisiana Tech	6	10	76 H	Old Dominion	5	3	123 N	Liberty	8	9				
22 H	Fla. Atlantic	3	6					76 H	Old Dominion	4	3	128 A	Western Ky.	14	1				
22 H	Fla. Atlantic	2	10					87 A	FIU	6	5	128 A	Western Ky.	5	2				
22 H	Fla. Atlantic	7	2					87 A	FIU	5	10	128 A	Western Ky.	8	1				
								87 A	FIU	5	4	140 A	Florida A&M	11	9				
												140 A	Florida A&M	4	9				
												140 A	Florida A&M	4	20				
												152 H	UAB	5	1				
												152 H	UAB	9	5				
												152 H	UAB	4	3				
												155 A	Charlotte	7	2				
												155 A	Charlotte	10	5				
												155 A	Charlotte	0	5				
												160 A	Middle Tenn.	6	5				
												160 A	Middle Tenn.	25	9				
												160 A	Middle Tenn.	11	1				
												185 A	UTSA	5	2				
												185 A	UTSA	4	5				
												185 A	UTSA	8	3				
												211 H	Eastern Ky.	5	4				
												211 H	Eastern Ky.	6	0				
												236 H	Ohio	1	4				
												240 H	Brown	7	2				
												240 H	Brown	2	0				

Non-Div. I Games:

Marshall

128	A	Western Ky.	14	1
128	A	Western Ky.	8	1

RPI	S	Opponent	Score	
240	H	Brown	3	2
240	H	Brown	14	0
245	H	Lehigh	12	6
245	H	Lehigh	6	4
245	H	Lehigh	4	2

Marshall

M
a
r
s
h
a
l
l

M
a
r
s
h
a
l
l

Average RPI Win: 191		WON-LOST	WINNING	LAST 15	STRENGTH OF		OPP. STRENGTH	TEAM	ADJ		CONF.	ADJ CONF.			
Average RPI Loss: 139		RECORD	PCT. RANK	GAMES	SCHEDULE		OF SCHEDULE	RPI	RPI		RPI	RPI			
DIV. I ONLY		40-12-0	.76923	5	13-2-0		264	157	65		.54135	65	23	23	
DIV. I NON-CONF.		19-8-0	.7037	40	3-1-0		199	35	51		.55466	51	22	22	
TOTALS		RPI 1-25	RPI 26-50		W-L RECORDS		RPI 51-100		RPI 101-150		RPI 150+				
40-12-0		0-2-0	0-0-0		OVERALL		1-3-0		9-1-0		30-6-0				
14-5-0		0-0-0	0-0-0		HOME		1-1-0		3-0-0		10-4-0				
21-4-0		0-0-0	0-0-0		AWAY		0-1-0		4-1-0		17-2-0				
5-3-0		0-2-0	0-0-0		NEUTRAL		0-1-0		2-0-0		3-0-0				
19-8-0		0-2-0	0-0-0		NON-CONFERENCE		1-3-0		9-1-0		9-2-0				
5-2-0		0-0-0	0-0-0		HOME		1-1-0		3-0-0		1-1-0				
10-3-0		0-0-0	0-0-		AWAY		0-1-0		4-1-0		6-1-0				
4-3-0		0-2-0	0-0-0		NEUTRAL		0-1-0		2-0-0		2-0-0				
21-4-0		0-0-0	0-0-0		CONFERENCE		0-0-0		0-0-0		21-4-0				
9-3-0		0-0-0	0-0-0		HOME		0-0-0		0-0-0		9-3-0				
11-1-0		0-0-0	0-0-0		AWAY		0-0-0		0-0-0		11-1-0				
1-0-0		0-0-0	0-0-0		NEUTRAL		0-0-0		0-0-0		1-0-0				
RPI S	Opponent	Score		RPI S	Opponent	Score		RPI S	Opponent	Score		RPI S	Opponent	Score	
7 N	North Carolina St.	5	7					57 H	Ohio St.	8	3	118 A	Penn St.	6	2
13 N	Virginia	6	8					76 N	Old Dominion	0	2	118 H	Penn St.	10	9
								81 A	Pittsburgh	5	13	123 A	Liberty	6	5
								81 H	Pittsburgh	4	9	123 A	Liberty	8	1
												123 A	Liberty	2	4
												123 A	Liberty	2	0
												130 H	Western Caro.	5	4
												130 H	Western Caro.	3	1
												134 N	Milwaukee	7	6
												137 N	Evansville	6	3
												154 H	Miami (OH)	4	3
												154 H	Miami (OH)	2	5
												154 H	Miami (OH)	10	3
												155 A	Charlotte	11	3
												155 A	Charlotte	4	3
												155 A	Charlotte	11	6
												166 N	Ball St.	8	3
												192 H	Canisius	4	5
												202 A	Eastern Mich.	7	3
												202 A	Eastern Mich.	4	2
												202 A	Eastern Mich.	13	3
												206 H	Toledo	3	0
												206 H	Toledo	1	4
												206 H	Toledo	2	1
												207 N	George Washington	6	4
												207 N	George Washington	7	4
												212 A	Radford	8	3
				LAST 15 GAMES											
				130 H	Western Caro.	3	1	242 H	Buffalo	5	0	206 H	Toledo	1	4
				130 H	Western Caro.	5	4	242 H	Buffalo	5	4	206 H	Toledo	2	1
				259 A	Youngstown St.	10	11	154 H	Miami (OH)	4	3	207 N	George Washington	6	4
				264 A	Bowling Green	8	2					207 N	George Washington	7	4
				264 A	Bowling Green	10	1					212 A	Radford	8	3

Non-Div. I Games: Lake Erie 9 1

Kent St.

Kent St.

264 A Bowling Green	14	0
242 H Buffalo	12	2

Through Games Of May 23, 2016

RPI	S	Opponent	Score	
212	A	Radford	7	6
212	A	Radford	6	0
230	A	Central Mich.	10	13
230	A	Central Mich.	5	2
230	A	Central Mich.	17	5
236	A	Ohio	6	5
236	A	Ohio	6	0
236	A	Ohio	8	0
241	H	Western Mich.	4	5
241	H	Western Mich.	9	7
241	H	Western Mich.	13	2
242	H	Buffalo	5	0
242	H	Buffalo	12	2
242	H	Buffalo	5	4
259	A	Youngstown St.	10	11
259	H	Youngstown St.	5	2
264	A	Bowling Green	14	0
264	A	Bowling Green	10	1
264	A	Bowling Green	8	2

Kent St.

K
e
n
t
S
t
.

K
e
n
t
S
t
.

Average RPI Win:		152	WON-LOST RECORD		WINNING PCT. RANK		LAST 15 GAMES		STRENGTH OF SCHEDULE		OPP. STRENGTH OF SCHEDULE		TEAM RPI		ADJ RPI		CONF. RPI		ADJ CONF. RPI	
DIV. I ONLY			35-17-0		.67308 33		8-7-0		126		125		66		.54097 66		12		12	
DIV. I NON-CONF.			10-7-0		.58824 93		0-1-0		116		193		138		.50381 138		10		10	
TOTALS		RPI 1-25		RPI 26-50		W-L RECORDS		RPI 51-100		RPI 101-150		RPI 150+								
35-17-0		2-0-0		2-8-0		OVERALL		6-1-0		8-3-0		17-5-0								
19-12-0		2-0-0		1-5-0		HOME		6-1-0		4-2-0		6-4-0								
16-5-0		0-0-0		1-3-0		AWAY		0-0-0		4-1-0		11-1-0								
0-0-0		0-0-0		0-0-0		NEUTRAL		0-0-0		0-0-0		0-0-0								
10-7-0		2-0-0		0-1-0		NON-CONFERENCE		3-1-0		1-1-0		4-4-0								
9-5-0		2-0-0		0-0-0		HOME		3-1-0		0-0-0		4-4-0								
1-2-0		0-0-0		0-0-		AWAY		0-0-0		1-1-0		0-0-0								
0-0-0		0-0-0		0-0-0		NEUTRAL		0-0-0		0-0-0		0-0-0								
25-10-0		0-0-0		2-7-0		CONFERENCE		3-0-0		7-2-0		13-1-0								
10-7-0		0-0-0		1-5-0		HOME		3-0-0		4-2-0		2-0-0								
15-3-0		0-0-0		1-2-0		AWAY		0-0-0		3-0-0		11-1-0								
0-0-0		0-0-0		0-0-0		NEUTRAL		0-0-0		0-0-0		0-0-0								
RPI	S	Opponent		Score		RPI	S	Opponent		Score		RPI	S	Opponent		Score				
9	H	LSU		12	11	33	A	Rice		2	7	71	H	Houston		3	4			
25	H	Arizona		13	5	40	A	Northwestern St.		1	5	72	H	Southeast Mo. St.		2	1			
						40	A	Northwestern St.		0	2	72	H	Southeast Mo. St.		5	2			
						40	A	Northwestern St.		6	5	72	H	Southeast Mo. St.		2	1			
						43	H	Sam Houston St.		4	9	80	H	New Orleans		7	5			
						43	H	Sam Houston St.		9	8	80	H	New Orleans		10	7			
						43	H	Sam Houston St.		4	7	80	H	New Orleans		5	1			
						45	H	Southeastern La.		1	2									
						45	H	Southeastern La.		2	5									
						45	H	Southeastern La.		6	14									
						LAST 15 GAMES														
						111	A	SFA		12	0	45	H	Southeastern La.		2	5			
						111	A	SFA		10	9	45	H	Southeastern La.		6	14			
						111	A	SFA		13	6	33	A	Rice		2	7			
						43	H	Sam Houston St.		4	7									
						43	H	Sam Houston St.		4	9									
												215	A	Abilene Christian		7	5			
												215	A	Abilene Christian		8	5			
												226	A	A&M-Corpus Christi		15	12			
												226	A	A&M-Corpus Christi		5	1			
												226	A	A&M-Corpus Christi		1	0			
												274	A	Incarnate Word		20	6			

Non-Div. I Games:

Lamar

43 H Sam Houston St.	9	8
45 H Southeastern La.	1	2

RPI	S	Opponent	Score	
274	A	Incarnate Word	2	3
274	A	Incarnate Word	3	1
281	H	UTRGV	4	1
281	H	UTRGV	4	1
281	H	UTRGV	3	7
298	H	Prairie View	13	3

V
C
U

VCU

229 H Saint Louis	1	0
229 H Saint Louis	5	1

RPI	S	Opponent	Score	
233	H	Dayton	3	8
233	H	Dayton	9	2
233	H	Dayton	5	3
247	H	Marist	7	6
247	H	Marist	3	0
247	H	Marist	3	0
251	A	VMI	11	7
251	H	VMI	8	5
256	H	Wagner	4	3
256	H	Wagner	9	5
256	H	Wagner	3	2
270	H	Norfolk St.	4	2
277	A	La Salle	9	1
277	A	La Salle	2	1
277	A	La Salle	4	1

Average RPI Win:	131	WON-LOST RECORD		WINNING PCT. RANK		LAST 15 GAMES		STRENGTH OF SCHEDULE		OPP. STRENGTH OF SCHEDULE		TEAM RPI		ADJ RPI		CONF. RPI		ADJ CONF. RPI				
DIV. I ONLY		30-20-0		.676	76	8-7-0		110		23		68		.54052	68	4		4				
DIV. I NON-CONF.		17-4-0		.80952	14	5-0-0		249		10		34		.56572	34	3		3				
<hr/>																						
TOTALS		RPI 1-25		RPI 26-50		W-L RECORDS		RPI 51-100		RPI 101-150		RPI 150+										
30-20-0		2-6-0		1-3-0		OVERALL		10-7-0		10-4-0		7-0-0										
16-10-0		1-4-0		0-1-0		HOME		8-3-0		4-2-0		3-0-0										
14-10-0		1-2-0		1-2-0		AWAY		2-4-0		6-2-0		4-0-0										
0-0-0		0-0-0		0-0-0		NEUTRAL		0-0-0		0-0-0		0-0-0										
17-4-0		2-3-0		0-1-0		NON-CONFERENCE		0-0-0		8-0-0		7-0-0										
7-2-0		1-1-0		0-1-0		HOME		0-0-0		3-0-0		3-0-0										
10-2-0		1-2-0		0-0-0		AWAY		0-0-0		5-0-0		4-0-0										
0-0-0		0-0-0		0-0-0		NEUTRAL		0-0-0		0-0-0		0-0-0										
13-16-0		0-3-0		1-2-0		CONFERENCE		10-7-0		2-4-0		0-0-0										
9-8-0		0-3-0		0-0-0		HOME		8-3-0		1-2-0		0-0-0										
4-8-0		0-0-0		1-2-0		AWAY		2-4-0		1-2-0		0-0-0										
0-0-0		0-0-0		0-0-0		NEUTRAL		0-0-0		0-0-0		0-0-0										
RPI	S	Opponent		Score		RPI	S	Opponent		Score		RPI	S	Opponent		Score						
12	H	Texas Tech		9	2	37	H	Michigan		0	5	52	H	Oregon St.		6	2	101	H	Utah	9	2
12	H	Texas Tech		8	11	39	A	Arizona St.		8	4	52	H	Oregon St.		5	0	101	H	Utah	3	8
23	A	Duke		4	5	39	A	Arizona St.		0	4	52	H	Oregon St.		5	3	101	H	Utah	5	6
23	A	Duke		5	6	39	A	Arizona St.		4	6	53	H	Washington		4	7	102	A	Cal Poly	7	1
23	A	Duke		5	2							53	H	Washington		7	1	102	H	Cal Poly	5	4
25	H	Arizona		6	7							53	H	Washington		2	4	103	A	Southern California	4	5
25	H	Arizona		5	8							77	A	Oregon		3	4	103	A	Southern California	5	18
25	H	Arizona		0	3							77	A	Oregon		5	11	103	A	Southern California	5	4
												77	A	Oregon		12	2	138	H	San Francisco	5	4
												85	A	Stanford		1	5	138	H	San Francisco	7	5
												85	A	Stanford		4	6	150	A	Texas	6	0
												85	A	Stanford		4	1	150	A	Texas	4	1
												85	H	Stanford		5	2	150	A	Texas	10	7
												85	H	Stanford		6	8	150	A	Texas	4	3
												94	H	UCLA		5	3	255	A	Northwestern	16	0
												94	H	UCLA		8	2	255	A	Northwestern	15	0
												94	H	UCLA		9	1	255	A	Northwestern	15	3
																		255	A	Northwestern	13	2
																		271	H	Purdue	15	5
																		271	H	Purdue	10	0
																		271	H	Purdue	4	0
						LAST 15 GAMES																
						101	H	Utah		5	6	85	A	Stanford		4	6					
						101	H	Utah		9	2	85	A	Stanford		1	5					
						101	H	Utah		3	8	85	A	Stanford		4	1					
						255	A	Northwestern		15	0											
						255	A	Northwestern		15	3											

Non-Div. I Games:

California

255	A	Northwestern	13	2
255	A	Northwestern	16	0

C
a
l
i
f
o
r
n
i
a

C
a
l
i
f
o
r
n
i
a

Average RPI Win:	134	WON-LOST	WINNING	LAST 15	STRENGTH OF	OPP. STRENGTH	TEAM	ADJ	CONF.	ADJ CONF.	
Average RPI Loss:	76	RECORD	PCT. RANK	GAMES	SCHEDULE	OF SCHEDULE	RPI	RPI	RPI	RPI	
DIV. I ONLY	28-25-1	.52778	132	9-6-0	35	54	69	.54003	69	3	3
DIV. I NON-CONF.	17-11-1	.60345	86	3-1-0	54	93	44	.55805	44	4	4
<hr/>											
TOTALS	RPI 1-25	RPI 26-50		W-L RECORDS		RPI 51-100		RPI 101-150		RPI 150+	
28-25-1	0-6-1	4-7-0		OVERALL		4-3-0		10-5-0		10-4-0	
16-9-0	0-0-0	2-3-0		HOME		3-1-0		7-3-0		4-2-0	
10-15-0	0-6-0	0-3-0		AWAY		1-2-0		3-2-0		6-2-0	
2-1-1	0-0-1	2-1-0		NEUTRAL		0-0-0		0-0-0		0-0-0	
<hr/>											
17-11-1	0-0-1	2-5-0		NON-CONFERENCE		2-2-0		4-2-0		9-2-0	
8-4-0	0-0-0	2-2-0		HOME		1-0-0		1-0-0		4-2-0	
9-7-0	0-0-0	0-0-		AWAY		1-2-0		3-2-0		5-0-0	
0-0-1	0-0-1	0-0-0		NEUTRAL		0-0-0		0-0-0		0-0-0	
<hr/>											
11-14-0	0-6-0	2-2-0		CONFERENCE		2-1-0		6-3-0		1-2-0	
8-5-0	0-0-0	0-1-0		HOME		2-1-0		6-3-0		0-0-0	
1-8-0	0-6-0	0-0-0		AWAY		0-0-0		0-0-0		1-2-0	
2-1-0	0-0-0	2-1-0		NEUTRAL		0-0-0		0-0-0		0-0-0	
<hr/>											
RPI S	Opponent	Score	RPI S	Opponent	Score	RPI S	Opponent	Score	RPI S	Opponent	Score
11 N	Mississippi St.	5 5	28 H	Oklahoma St.	3 4	59 A	Oral Roberts	0 5	103 A	Southern California	4 5
12 A	Texas Tech	1 6	28 N	Oklahoma St.	3 1	59 H	Oral Roberts	12 3	104 A	Austin Peay	11 3
12 A	Texas Tech	0 5	28 N	Oklahoma St.	9 10	75 H	West Virginia	1 0	104 A	Austin Peay	4 1
12 A	Texas Tech	7 13	28 N	Oklahoma St.	9 1	75 H	West Virginia	7 12	104 A	Austin Peay	7 17
17 A	TCU	3 11	31 H	Dallas Baptist	12 2	75 H	West Virginia	12 6	105 H	Baylor	4 3
17 A	TCU	2 12	42 H	Long Beach St.	3 6	82 A	Fresno St.	3 2	105 H	Baylor	1 6
17 A	TCU	0 2	42 H	Long Beach St.	3 7	94 A	UCLA	2 4	105 H	Baylor	7 6
			42 H	Long Beach St.	6 3				108 H	Central Ark.	3 0
			43 A	Sam Houston St.	2 7				121 A	Little Rock	5 2
			43 A	Sam Houston St.	3 4				124 H	Kansas St.	3 9
			43 A	Sam Houston St.	3 4				124 H	Kansas St.	10 1
									124 H	Kansas St.	12 0
									150 H	Texas	3 5
									150 H	Texas	4 3
									150 H	Texas	6 1
									167 H	Northeastern	3 5
									167 H	Northeastern	13 4
									167 H	Northeastern	10 4
									167 H	Northeastern	2 3
									175 A	Wichita St.	15 7
									175 H	Wichita St.	4 2
									199 A	Kansas	17 6
									199 A	Kansas	2 7
									199 A	Kansas	8 9
									215 H	Abilene Christian	7 1
									258 A	CSU Bakersfield	13 0
									258 A	CSU Bakersfield	6 4
<hr/>											
LAST 15 GAMES											
104 A	Austin Peay	7 17	124 H	Kansas St.	10 1	199 A	Kansas	2 7			
104 A	Austin Peay	11 3	124 H	Kansas St.	3 9	199 A	Kansas	8 9			
104 A	Austin Peay	4 1	59 H	Oral Roberts	12 3	215 H	Abilene Christian	7 1			
28 N	Oklahoma St.	3 1							258 A	CSU Bakersfield	13 0
28 N	Oklahoma St.	9 10							258 A	CSU Bakersfield	6 4

Non-Div. I Games:

Oklahoma

28 N Oklahoma St.	9	1
124 H Kansas St.	12	0

RPI	S	Opponent	Score	
258	A	CSU Bakersfield	10	7
258	A	CSU Bakersfield	6	3

Oklahoma

O
k
l
a
h
o
m
a

O
k
l
a
h
o
m
a

130	A	Western Caro.	5	8
285	A	UNC Asheville	7	12

RPI	S	Opponent	Score	
247	H	Marist	16	3
251	H	VMI	6	1
251	H	VMI	11	6
251	H	VMI	10	4
253	H	Army West Point	16	2
253	H	Army West Point	10	6
253	H	Army West Point	4	6
260	A	The Citadel	5	7
260	A	The Citadel	7	4
260	A	The Citadel	14	1
285	A	UNC Asheville	7	12
287	H	N.C. A&T	6	2
287	N	N.C. A&T	8	9
294	H	UMES	8	2

U
N
C
G

U
N
C
G

Average RPI Win:	142	WON-LOST RECORD	WINNING PCT. RANK	LAST 15 GAMES	STRENGTH OF SCHEDULE	OPP. STRENGTH OF SCHEDULE	TEAM RPI	ADJ RPI	CONF. RPI	ADJ CONF. RPI				
DIV. I ONLY		33-22-0	.676	76	9-6-0	74	56	71	.53922	71	6	6		
DIV. I NON-CONF.		22-10-0	.6875	45	4-1-0	81	55	48	.55614	48	6	6		
<hr/>														
TOTALS	RPI 1-25	RPI 26-50		W-L RECORDS		RPI 51-100		RPI 101-150		RPI 150+				
33-22-0	2-5-0	5-8-0		OVERALL		3-1-0		8-5-0		15-3-0				
23-9-0	1-1-0	2-3-0		HOME		0-0-0		5-2-0		15-3-0				
8-10-0	1-2-0	2-5-0		AWAY		3-1-0		2-2-0		0-0-0				
2-3-0	0-2-0	1-0-0		NEUTRAL		0-0-0		1-1-0		0-0-0				
22-10-0	1-3-0	3-2-0		NON-CONFERENCE		3-1-0		4-3-0		11-1-0				
16-4-0	1-1-0	1-1-0		HOME		0-0-0		3-1-0		11-1-0				
4-3-0	0-0-0	1-0-		AWAY		3-1-0		0-1-0		0-0-0				
2-3-0	0-2-0	1-0-0		NEUTRAL		0-0-0		1-1-0		0-0-0				
11-12-0	1-2-0	2-6-0		CONFERENCE		0-0-0		4-2-0		4-2-0				
7-5-0	0-0-0	1-2-0		HOME		0-0-0		2-1-0		4-2-0				
4-7-0	1-2-0	1-4-0		AWAY		0-0-0		2-1-0		0-0-0				
0-0-0	0-0-0	0-0-0		NEUTRAL		0-0-0		0-0-0		0-0-0				
RPI	S	Opponent	Score		RPI	S	Opponent	Score		RPI	S	Opponent	Score	
4	H	Texas A&M	2	7	27	A	Tulane	4	10	60	A	Alabama	3	1
12	N	Texas Tech	2	3	27	A	Tulane	10	6	60	A	Alabama	3	2
17	N	TCU	1	10	27	H	Tulane	4	8	60	A	Alabama	6	7
18	H	La.-Lafayette	3	2	27	H	Tulane	3	2	66	A	Lamar	4	3
24	A	East Carolina	6	1	27	H	Tulane	3	4					
24	A	East Carolina	1	5	33	A	Rice	10	0					
24	A	East Carolina	1	3	33	H	Rice	4	7					
					33	N	Rice	24	6					
					43	A	Sam Houston St.	0	4					
					43	H	Sam Houston St.	4	3					
					50	A	UConn	2	9					
					50	A	UConn	1	4					
					50	A	UConn	2	3					
					LAST 15 GAMES									
					27	H	Tulane	3	4	18	H	La.-Lafayette	3	2
					27	H	Tulane	3	2	33	A	Rice	10	0
					27	H	Tulane	4	8	219	H	Memphis	6	2
					33	N	Rice	24	6					
					107	A	Cincinnati	4	0					

Non-Div. I Games:

Houston

107	A	Cincinnati	0	1
107	A	Cincinnati	3	1

RPI	S	Opponent	Score	
243	H	Villanova	13	1
243	H	Villanova	10	3
282	H	Texas Southern	7	1
298	H	Prairie View	8	0

Houston

H
o
u
s
t
o
n

H
o
u
s
t
o
n

Average RPI Win: 194		WON-LOST	WINNING	LAST 15	STRENGTH OF		OPP. STRENGTH	TEAM	ADJ	CONF.	ADJ CONF.
Average RPI Loss: 119		RECORD	PCT. RANK	GAMES	SCHEDULE		OF SCHEDULE	RPI	RPI	RPI	RPI
DIV. I ONLY		34-18-0	.65385	45	8-7-0		163	182	72	.53903	72
DIV. I NON-CONF.		12-10-0	.54545	119	2-2-0		84	148	80	.53835	80
TOTALS		RPI 1-25	RPI 26-50		W-L RECORDS		RPI 51-100		RPI 101-150		RPI 150+
34-18-0		0-2-0	0-0-0		OVERALL		2-4-0		11-6-0		21-6-0
17-6-0		0-0-0	0-0-0		HOME		0-0-0		8-2-0		9-4-0
17-12-0		0-2-0	0-0-0		AWAY		2-4-0		3-4-0		12-2-0
0-0-0		0-0-0	0-0-0		NEUTRAL		0-0-0		0-0-0		0-0-0
12-10-0		0-2-0	0-0-0		NON-CONFERENCE		0-3-0		7-4-0		5-1-0
5-3-0		0-0-0	0-0-0		HOME		0-0-0		5-2-0		0-1-0
7-7-0		0-2-0	0-0-		AWAY		0-3-0		2-2-0		5-0-0
0-0-0		0-0-0	0-0-0		NEUTRAL		0-0-0		0-0-0		0-0-0
22-8-0		0-0-0	0-0-0		CONFERENCE		2-1-0		4-2-0		16-5-0
12-3-0		0-0-0	0-0-0		HOME		0-0-0		3-0-0		9-3-0
10-5-0		0-0-0	0-0-0		AWAY		2-1-0		1-2-0		7-2-0
0-0-0		0-0-0	0-0-0		NEUTRAL		0-0-0		0-0-0		0-0-0
RPI S	Opponent	Score		RPI S	Opponent	Score		RPI S	Opponent	Score	
6 A	Ole Miss	4	6					66 A	Lamar	1	2
6 A	Ole Miss	2	10					66 A	Lamar	1	2
								66 A	Lamar	2	5
								88 A	Jacksonville St.	2	6
								88 A	Jacksonville St.	13	6
								88 A	Jacksonville St.	11	2
								104 A	Austin Peay	1	6
								104 A	Austin Peay	6	8
								104 A	Austin Peay	7	3
								108 H	Central Ark.	6	2
								108 H	Central Ark.	0	1
								108 H	Central Ark.	6	0
								110 H	Morehead St.	6	5
								110 H	Morehead St.	5	4
								110 H	Morehead St.	5	1
								111 H	SFA	9	5
								111 H	SFA	15	6
								111 H	SFA	2	3
								113 A	Missouri	7	2
								113 A	Missouri	6	13
								119 A	Arkansas St.	13	8
								119 H	Arkansas St.	4	2
								122 A	Southern Ill.	5	6
								179 A	Tennessee Tech	2	7
								179 A	Tennessee Tech	7	1
								179 A	Tennessee Tech	3	4
								195 H	Murray St.	7	4
								195 H	Murray St.	10	3
								195 H	Murray St.	3	4
								196 H	Belmont	3	4
								196 H	Belmont	9	2
								196 H	Belmont	5	6
								211 A	Eastern Ky.	7	3
LAST 15 GAMES											
				196 H	Belmont	5	6	179 A	Tennessee Tech	3	4
				196 H	Belmont	3	4	179 A	Tennessee Tech	2	7
				196 H	Belmont	9	2	229 H	Saint Louis	8	12
				111 H	SFA	9	5				
				111 H	SFA	15	6				

Non-Div. I Games: Harris-Stowe 18 10

Southeast Mo. St.

111	H	SFA	2	3
179	A	Tennessee Tech	7	1

RPI	S	Opponent	Score	
211	A	Eastern Ky.	4	1
211	A	Eastern Ky.	2	1
229	A	Saint Louis	10	3
229	H	Saint Louis	8	12
266	A	UT Martin	15	6
266	A	UT Martin	19	6
266	A	UT Martin	26	2
272	A	Ark.-Pine Bluff	8	2
272	A	Ark.-Pine Bluff	9	2
272	A	Ark.-Pine Bluff	10	0
273	H	Eastern Ill.	12	11
273	H	Eastern Ill.	15	1
273	H	Eastern Ill.	20	7
280	H	SIUE	20	11
280	H	SIUE	4	0
280	H	SIUE	9	5
292	A	Alcorn	17	4

Average RPI Win:	160	WON-LOST RECORD	WINNING PCT. RANK	LAST 15 GAMES	STRENGTH OF SCHEDULE	OPP. STRENGTH OF SCHEDULE	TEAM RPI	ADJ RPI	CONF. RPI	ADJ CONF. RPI				
Average RPI Loss:	114													
DIV. I ONLY		33-20-0	.62264	64	9-6-0	124	108	73	.53857	73	15	15		
DIV. I NON-CONF.		19-12-0	.6129	79	1-1-0	124	50	73	.54095	72	17	17		
<hr/>														
TOTALS	RPI 1-25	RPI 26-50		W-L RECORDS		RPI 51-100		RPI 101-150		RPI 150+				
33-20-0	3-4-0	1-2-0		OVERALL		3-3-0		7-2-0		19-9-0				
21-7-0	1-0-0	0-0-0		HOME		3-2-0		4-0-0		13-5-0				
12-13-0	2-4-0	1-2-0		AWAY		0-1-0		3-2-0		6-4-0				
0-0-0	0-0-0	0-0-0		NEUTRAL		0-0-0		0-0-0		0-0-0				
19-12-0	3-4-0	1-2-0		NON-CONFERENCE		1-1-0		4-2-0		10-3-0				
12-4-0	1-0-0	0-0-0		HOME		1-1-0		1-0-0		9-3-0				
7-8-0	2-4-0	1-0-0		AWAY		0-0-0		3-2-0		1-0-0				
0-0-0	0-0-0	0-0-0		NEUTRAL		0-0-0		0-0-0		0-0-0				
14-8-0	0-0-0	0-0-0		CONFERENCE		2-2-0		3-0-0		9-6-0				
9-3-0	0-0-0	0-0-0		HOME		2-1-0		3-0-0		4-2-0				
5-5-0	0-0-0	0-0-0		AWAY		0-1-0		0-0-0		5-4-0				
0-0-0	0-0-0	0-0-0		NEUTRAL		0-0-0		0-0-0		0-0-0				
RPI	S	Opponent	Score		RPI	S	Opponent	Score		RPI	S	Opponent	Score	
2	A	Florida	1	3	41	A	Creighton	4	3	54	A	North Florida	6	10
2	A	Florida	2	7	41	A	Creighton	1	2	54	H	North Florida	6	2
16	A	Florida St.	7	3	41	A	Creighton	0	4	54	H	North Florida	8	0
16	H	Florida St.	6	2						54	H	North Florida	4	7
24	A	East Carolina	8	6						87	H	FIU	2	3
24	A	East Carolina	3	6						87	H	FIU	10	5
24	A	East Carolina	0	13										
				</										

Non-Div. I Games:

Jacksonville

263	H	NJIT	4	2
141	A	UCF	3	6

RPI	S	Opponent	Score	
220	A	USC Upstate	2	3
220	A	USC Upstate	12	3
220	A	USC Upstate	3	4
238	H	Charleston So.	4	1
263	H	NJIT	4	2
263	H	NJIT	11	10
263	H	NJIT	5	3
289	H	Mt. St. Mary's	15	7
289	H	Mt. St. Mary's	13	2
289	H	Mt. St. Mary's	14	3

J
a
c
k
s
o
n
v
i
l
l
e

J
a
c
k
s
o
n
v
i
l
l
e

Average RPI Win:	138	WON-LOST RECORD	WINNING PCT. RANK	LAST 15 GAMES	STRENGTH OF SCHEDULE	OPP. STRENGTH OF SCHEDULE	TEAM RPI	ADJ RPI	CONF. RPI	ADJ CONF. RPI				
DIV. I ONLY		30-23-0	.56604	97	8-7-0	76	106	74	.53833	74	11	11		
DIV. I NON-CONF.		12-14-0	.46154	167	0-3-0	36	90	105	.52276	105	8	8		
<hr/>														
TOTALS	RPI 1-25	RPI 26-50		W-L RECORDS		RPI 51-100		RPI 101-150		RPI 150+				
30-23-0	1-2-0	4-3-0		OVERALL		4-10-0		10-4-0		11-4-0				
13-9-0	0-1-0	4-2-0		HOME		2-3-0		6-2-0		1-1-0				
14-12-0	1-1-0	0-0-0		AWAY		2-6-0		4-2-0		7-3-0				
3-2-0	0-0-0	0-1-0		NEUTRAL		0-1-0		0-0-0		3-0-0				
12-14-0	1-2-0	0-1-0		NON-CONFERENCE		3-8-0		4-1-0		4-2-0				
6-4-0	0-1-0	0-0-0		HOME		1-1-0		4-1-0		1-1-0				
3-8-0	1-1-0	0-0-		AWAY		2-6-0		0-0-0		0-1-0				
3-2-0	0-0-0	0-1-0		NEUTRAL		0-1-0		0-0-0		3-0-0				
18-9-0	0-0-0	4-2-0		CONFERENCE		1-2-0		6-3-0		7-2-0				
7-5-0	0-0-0	4-2-0		HOME		1-2-0		2-1-0		0-0-0				
11-4-0	0-0-0	0-0-0		AWAY		0-0-0		4-2-0		7-2-0				
0-0-0	0-0-0	0-0-0		NEUTRAL		0-0-0		0-0-0		0-0-0				
RPI	S	Opponent	Score		RPI	S	Opponent	Score		RPI	S	Opponent	Score	
19	A	UC Santa Barbara	7	4	30	H	Gonzaga	1	7	53	A	Washington	1	6
19	H	UC Santa Barbara	3	4	30	H	Gonzaga	6	5	53	A	Washington	0	3
25	A	Arizona	5	11	30	H	Gonzaga	2	0	53	A	Washington	1	3
					40	N	Northwestern St.	3	9	53	A	Washington	5	3
					48	H	BYU	4	5	77	A	Oregon	1	2
					48	H	BYU	7	4	78	N	Tennessee	3	6
					48	H	BYU	5	4	82	A	Fresno St.	2	3
										82	H	Fresno St.	4	6
										84	H	Pepperdine	1	3
										84	H	Pepperdine	1	10
										84	H	Pepperdine	6	4
										85	A	Stanford	1	9
										93	A	Nevada	8	5
										93	H	Nevada	6	1
				</										

Non-Div. I Games:

St. Mary's (CA)

84 H Pepperdine	1	3
84 H Pepperdine	1	10

RPI	S	Opponent	Score	
258	N	CSU Bakersfield	10	4
258	N	CSU Bakersfield	10	7

S
t
.
M
a
r
y
'
s
(
C
A
)

S
t
.
M
a
r
y
'
s
(
C
A
)

St. Mary's (CA)

Average RPI Win: 131		WON-LOST	WINNING	LAST 15	STRENGTH OF		OPP. STRENGTH	TEAM	ADJ		CONF.	ADJ CONF.
Average RPI Loss: 100		RECORD	PCT. RANK	GAMES	SCHEDULE		OF SCHEDULE	RPI	RPI		RPI	RPI
DIV. I ONLY		33-21-0	.61111	71	12-3-0		121	39	75		.53827	75
DIV. I NON-CONF.		21-10-0	.67742	51	6-0-0		215	46	92		.53233	92
TOTALS		RPI 1-25	RPI 26-50		W-L RECORDS		RPI 51-100		RPI 101-150		RPI 150+	
33-21-0		1-5-0	2-1-0		OVERALL		7-4-0		13-6-0		10-5-0	
20-10-0		0-0-0	2-1-0		HOME		4-2-0		10-5-0		4-2-0	
13-11-0		1-5-0	0-0-0		AWAY		3-2-0		3-1-0		6-3-0	
0-0-0		0-0-0	0-0-0		NEUTRAL		0-0-0		0-0-0		0-0-0	
21-10-0		0-0-0	0-0-0		NON-CONFERENCE		6-2-0		7-3-0		8-5-0	
12-6-0		0-0-0	0-0-0		HOME		4-2-0		4-2-0		4-2-0	
9-4-0		0-0-0	0-0-		AWAY		2-0-0		3-1-0		4-3-0	
0-0-0		0-0-0	0-0-0		NEUTRAL		0-0-0		0-0-0		0-0-0	
12-11-0		1-5-0	2-1-0		CONFERENCE		1-2-0		6-3-0		2-0-0	
8-4-0		0-0-0	2-1-0		HOME		0-0-0		6-3-0		0-0-0	
4-7-0		1-5-0	0-0-0		AWAY		1-2-0		0-0-0		2-0-0	
0-0-0		0-0-0	0-0-0		NEUTRAL		0-0-0		0-0-0		0-0-0	
RPI S	Opponent	Score	RPI S	Opponent	Score	RPI S	Opponent	Score	RPI S	Opponent	Score	
12 A	Texas Tech	2 4	28 H	Oklahoma St.	5 4	58 H	Maryland	4 1	105 H	Baylor	6 8	
12 A	Texas Tech	1 2	28 H	Oklahoma St.	1 8	64 A	Marshall	5 4	105 H	Baylor	5 1	
12 A	Texas Tech	8 7	28 H	Oklahoma St.	4 3	64 H	Marshall	9 8	105 H	Baylor	10 0	
17 A	TCU	1 7				69 A	Oklahoma	0 1	118 A	Penn St.	4 5	
17 A	TCU	6 10				69 A	Oklahoma	12 7	124 H	Kansas St.	2 15	
17 A	TCU	2 14				69 A	Oklahoma	6 12	124 H	Kansas St.	5 4	
						76 H	Old Dominion	6 5	124 H	Kansas St.	6 8	
						76 H	Old Dominion	4 3	125 A	UNLV	9 4	
						76 H	Old Dominion	4 5	125 A	UNLV	9 6	
						81 A	Pittsburgh	10 4	125 A	UNLV	13 1	
						81 H	Pittsburgh	1 4	126 H	William & Mary	8 7	
									126 H	William & Mary	7 6	
									126 H	William & Mary	6 1	
									132 H	Furman	3 7	
									132 H	Furman	8 5	
									132 H	Furman	6 8	
									150 H	Texas	9 5	
									150 H	Texas	14 7	
									150 H	Texas	11 2	
									172 A	Hawaii	1 4	
									172 A	Hawaii	4 1	
									172 A	Hawaii	9 2	
									172 A	Hawaii	2 6	
									192 H	Canisius	0 9	
									192 H	Canisius	5 7	
									198 H	Virginia Tech	5 4	
									199 A	Kansas	11 6	
			LAST 15 GAMES									
			12 A	Texas Tech	8 7	58 H	Maryland	4 1	172 A	Hawaii	2 6	
			12 A	Texas Tech	2 4	150 H	Texas	9 5	192 H	Canisius	0 9	
			12 A	Texas Tech	1 2	150 H	Texas	14 7	192 H	Canisius	5 7	
			81 A	Pittsburgh	10 4				198 H	Virginia Tech	5 4	
			126 H	William & Mary	6 1				199 A	Kansas	11 6	

Non-Div. I Games:

West Virginia

126	H	William & Mary	8	7
126	H	William & Mary	7	6

RPI	S	Opponent	Score	
199	A	Kansas	1	0
202	H	Eastern Mich.	5	1
212	H	Radford	6	2
238	A	Charleston So.	3	0
238	A	Charleston So.	5	0
238	A	Charleston So.	3	4
259	H	Youngstown St.	13	3

West Virginia

W
e
s
t
V
i
r
g
i
n
i
a

W
e
s
t
V
i
r
g
i
n
i
a

Average RPI Win:	129	WON-LOST	WINNING	LAST 15	STRENGTH OF	OPP. STRENGTH	TEAM	ADJ	CONF.	ADJ CONF.		
Average RPI Loss:	93	RECORD	PCT. RANK	GAMES	SCHEDULE	OF SCHEDULE	RPI	RPI	RPI	RPI		
DIV. I ONLY		32-22-0	.59259	82	7-8-0	94	51	76	.53786	76	5	5
DIV. I NON-CONF.		17-7-0	.70833	38	0-2-0	63	103	30	.56842	30	5	5
<hr/>												
TOTALS	RPI 1-25	RPI 26-50		W-L RECORDS		RPI 51-100		RPI 101-150		RPI 150+		
32-22-0	2-4-0	1-5-0		OVERALL		11-5-0		6-1-0		12-7-0		
19-10-0	0-4-0	0-0-0		HOME		4-1-0		6-0-0		9-5-0		
10-12-0	1-0-0	1-5-0		AWAY		6-4-0		0-1-0		2-2-0		
3-0-0	1-0-0	0-0-0		NEUTRAL		1-0-0		0-0-0		1-0-0		
17-7-0	2-1-0	0-0-0		NON-CONFERENCE		7-3-0		3-1-0		5-2-0		
11-3-0	0-1-0	0-0-0		HOME		4-1-0		3-0-0		4-1-0		
3-4-0	1-0-0	0-0-		AWAY		2-2-0		0-1-0		0-1-0		
3-0-0	1-0-0	0-0-0		NEUTRAL		1-0-0		0-0-0		1-0-0		
15-15-0	0-3-0	1-5-0		CONFERENCE		4-2-0		3-0-0		7-5-0		
8-7-0	0-3-0	0-0-0		HOME		0-0-0		3-0-0		5-4-0		
7-8-0	0-0-0	1-5-0		AWAY		4-2-0		0-0-0		2-1-0		
0-0-0	0-0-0	0-0-0		NEUTRAL		0-0-0		0-0-0		0-0-0		
RPI S	Opponent	Score	RPI S	Opponent	Score	RPI S	Opponent	Score	RPI S	Opponent	Score	
7 N	North Carolina St.	5 0	33 A	Rice	1 3	64 A	Marshall	3 4	123 A	Liberty	6 7	
13 A	Virginia	5 4	33 A	Rice	2 6	64 A	Marshall	3 5	123 H	Liberty	7 6	
13 H	Virginia	4 8	33 A	Rice	2 8	64 A	Marshall	6 5	126 H	William & Mary	7 1	
22 H	Fla. Atlantic	0 11	38 A	Louisiana Tech	4 11	65 N	Kent St.	2 0	128 H	Western Ky.	12 8	
22 H	Fla. Atlantic	1 3	38 A	Louisiana Tech	4 2	67 A	VCU	3 1	128 H	Western Ky.	8 3	
22 H	Fla. Atlantic	7 10	38 A	Louisiana Tech	0 12	75 A	West Virginia	5 6	128 H	Western Ky.	4 2	
						75 A	West Virginia	3 4	149 H	Delaware	10 4	
						75 A	West Virginia	5 4	152 H	UAB	7 4	
						87 A	FIU	12 11	152 H	UAB	3 6	
						87 A	FIU	10 2	152 H	UAB	6 3	
						87 A	FIU	11 1	155 A	Charlotte	8 6	
						99 H	Princeton	7 6	155 A	Charlotte	2 5	
						99 H	Princeton	10 4	155 A	Charlotte	8 5	
						100 H	Rutgers	7 4	160 H	Middle Tenn.	6 2	
						100 H	Rutgers	4 2	160 H	Middle Tenn.	5 10	
						100 H	Rutgers	2 5	160 H	Middle Tenn.	6 4	
									185 H	UTSA	2 7	
									185 H	UTSA	0 3	
									185 H	UTSA	5 2	
									198 H	Virginia Tech	1 22	
									218 H	Manhattan	6 5	
									237 N	Appalachian St.	12 3	
									251 A	VMI	6 8	
									251 H	VMI	6 5	
									251 H	VMI	8 2	
									270 H	Norfolk St.	5 3	
<hr/>												
			LAST 15 GAMES									
			64 A	Marshall	6 5	155 A	Charlotte	2 5	251 A	VMI	6 8	
			64 A	Marshall	3 4	155 A	Charlotte	8 5	251 H	VMI	6 5	
			64 A	Marshall	3 5	155 A	Charlotte	8 6	251 H	VMI	8 2	
			160 H	Middle Tenn.	6 2				270 H	Norfolk St.	5 3	
			160 H	Middle Tenn.	5 10							

Non-Div. I Games:

Old Dominion

160	H	Middle Tenn.	6	4
123	A	Liberty	6	7

O
l
d
D
o
m
i
n
i
o
n

O
l
d
D
o
m
i
n
i
o
n

Average RPI Win: 119		WON-LOST	WINNING	LAST 15	STRENGTH OF		OPP. STRENGTH	TEAM	ADJ	CONF.	ADJ CONF.
Average RPI Loss: 67		RECORD	PCT. RANK	GAMES	SCHEDULE		OF SCHEDULE	RPI	RPI	RPI	RPI
DIV. I ONLY		29-23-0	.55769	102	9-6-0		65	30	77	.5366	77
DIV. I NON-CONF.		14-9-0	.6087	81	3-2-0		115	17	79	.53907	79
TOTALS		RPI 1-25	RPI 26-50		W-L RECORDS		RPI 51-100		RPI 101-150		RPI 150+
29-23-0		4-5-0	1-4-0		OVERALL		7-10-0		6-2-0		11-2-0
19-10-0		4-2-0	0-2-0		HOME		4-2-0		4-2-0		7-2-0
8-13-0		0-3-0	1-2-0		AWAY		3-8-0		1-0-0		3-0-0
2-0-0		0-0-0	0-0-0		NEUTRAL		0-0-0		1-0-0		1-0-0
14-9-0		2-4-0	0-2-0		NON-CONFERENCE		1-2-0		2-0-0		9-1-0
8-4-0		2-1-0	0-2-0		HOME		1-0-0		0-0-0		5-1-0
4-5-0		0-3-0	0-0-		AWAY		0-2-0		1-0-0		3-0-0
2-0-0		0-0-0	0-0-0		NEUTRAL		0-0-0		1-0-0		1-0-0
15-14-0		2-1-0	1-2-0		CONFERENCE		6-8-0		4-2-0		2-1-0
11-6-0		2-1-0	0-0-0		HOME		3-2-0		4-2-0		2-1-0
4-8-0		0-0-0	1-2-0		AWAY		3-6-0		0-0-0		0-0-0
0-0-0		0-0-0	0-0-0		NEUTRAL		0-0-0		0-0-0		0-0-0
RPI S	Opponent	Score	RPI S	Opponent	Score	RPI S	Opponent	Score	RPI S	Opponent	Score
11 A	Mississippi St.	3 9	30 H	Gonzaga	7 9	52 A	Oregon St.	6 3	101 H	Utah	0 2
11 A	Mississippi St.	2 5	30 H	Gonzaga	4 5	52 A	Oregon St.	3 6	101 H	Utah	9 5
11 A	Mississippi St.	4 10	39 A	Arizona St.	8 9	52 A	Oregon St.	7 4	101 H	Utah	1 4
19 H	UC Santa Barbara	3 1	39 A	Arizona St.	4 5	52 H	Oregon St.	10 11	103 H	Southern California	8 5
19 H	UC Santa Barbara	0 1	39 A	Arizona St.	12 2	52 H	Oregon St.	7 6	103 H	Southern California	12 8
19 H	UC Santa Barbara	13 1				53 A	Washington	4 7	103 H	Southern California	4 3
25 H	Arizona	3 0				53 A	Washington	2 0	112 A	Seattle	6 4
25 H	Arizona	4 5				53 A	Washington	6 9	120 N	San Diego	5 2
25 H	Arizona	4 2				68 H	California	11 5	184 H	Washington St.	11 7
						68 H	California	2 12	184 H	Washington St.	8 0
						68 H	California	4 3	184 H	Washington St.	0 4
						74 H	St. Mary's (CA)	2 1	188 A	San Diego St.	10 5
						83 A	Michigan St.	2 3	188 A	San Diego St.	8 2
						90 A	Notre Dame	3 6	188 A	San Diego St.	4 3
						94 A	UCLA	1 13	213 H	Illinois St.	3 1
						94 A	UCLA	3 6	213 H	Illinois St.	8 5
						94 A	UCLA	2 4	213 H	Illinois St.	4 2
									213 H	Illinois St.	2 3
									232 H	Portland	15 4
									232 H	Portland	10 1
									232 N	Portland	6 1
LAST 15 GAMES											
74 H	St. Mary's (CA)	2 1	52 A	Oregon St.	7 4						
25 H	Arizona	4 5	30 H	Gonzaga	4 5						
25 H	Arizona	4 2	30 H	Gonzaga	7 9						
25 H	Arizona	3 0									
232 H	Portland	15 4									

Non-Div. I Games:

Oregon

52 A Oregon St.	6	3
52 A Oregon St.	3	6

O
r
e
g
o
n

O
r
e
g
o
n

Average RPI Win: 137		WON-LOST	WINNING	LAST 15	STRENGTH OF		OPP. STRENGTH	TEAM	ADJ		CONF.	ADJ CONF.
Average RPI Loss: 62		RECORD	PCT. RANK	GAMES	SCHEDULE		OF SCHEDULE	RPI	RPI		RPI	RPI
DIV. I ONLY		29-27-0	.51786	139	5-10-0		36	19	78		.53415	78
DIV. I NON-CONF.		20-6-0	.76923	19	2-1-0		211	189	62		.54429	62
TOTALS		RPI 1-25	RPI 26-50		W-L RECORDS		RPI 51-100		RPI 101-150		RPI 150+	
29-27-0		5-11-0	2-2-0		OVERALL		3-5-0		5-7-0		14-2-0	
16-13-0		4-8-0	0-0-0		HOME		1-2-0		4-2-0		7-1-0	
9-11-0		1-3-0	2-1-0		AWAY		1-2-0		1-5-0		4-0-0	
4-3-0		0-0-0	0-1-0		NEUTRAL		1-1-0		0-0-0		3-1-0	
20-6-0		1-0-0	0-1-0		NON-CONFERENCE		1-1-0		4-2-0		14-2-0	
11-3-0		0-0-0	0-0-0		HOME		0-0-0		4-2-0		7-1-0	
5-0-0		1-0-0	0-0-		AWAY		0-0-0		0-0-0		4-0-0	
4-3-0		0-0-0	0-1-0		NEUTRAL		1-1-0		0-0-0		3-1-0	
9-21-0		4-11-0	2-1-0		CONFERENCE		2-4-0		1-5-0		0-0-0	
5-10-0		4-8-0	0-0-0		HOME		1-2-0		0-0-0		0-0-0	
4-11-0		0-3-0	2-1-0		AWAY		1-2-0		1-5-0		0-0-0	
0-0-0		0-0-0	0-0-0		NEUTRAL		0-0-0		0-0-0		0-0-0	
RPI S	Opponent	Score	RPI S	Opponent	Score	RPI S	Opponent	Score	RPI S	Opponent	Score	
2 H	Florida	2 7	34 A	Georgia	8 10	55 H	Kentucky	14 5	107 H	Cincinnati	7 1	
2 H	Florida	5 2	34 A	Georgia	5 2	55 H	Kentucky	4 5	110 H	Morehead St.	6 5	
2 H	Florida	3 9	34 A	Georgia	5 4	55 H	Kentucky	2 10	113 A	Missouri	4 5	
5 A	South Carolina	6 7	45 N	Southeastern La.	4 5	58 N	Maryland	9 10	113 A	Missouri	3 8	
5 A	South Carolina	3 4				60 A	Alabama	3 11	113 A	Missouri	5 6	
5 A	South Carolina	4 7				60 A	Alabama	3 7	116 H	UC Irvine	12 1	
6 H	Ole Miss	3 2				60 A	Alabama	6 3	116 H	UC Irvine	0 2	
6 H	Ole Miss	4 6				74 N	St. Mary's (CA)	6 3	116 H	UC Irvine	14 4	
6 H	Ole Miss	7 10							128 H	Western Ky.	0 6	
8 H	Vanderbilt	5 3							135 A	Auburn	6 7	
8 H	Vanderbilt	2 1							135 A	Auburn	13 4	
8 H	Vanderbilt	0 6							135 A	Auburn	0 2	
9 H	LSU	1 2							156 H	Alabama St.	0 3	
9 H	LSU	3 11							160 A	Middle Tenn.	4 2	
9 H	LSU	7 10							160 H	Middle Tenn.	9 2	
24 A	East Carolina	5 2							179 H	Tennessee Tech	9 1	
									196 H	Belmont	5 3	
									210 A	Grand Canyon	25 8	
									211 H	Eastern Ky.	4 3	
									219 N	Memphis	8 4	
									219 N	Memphis	8 13	
									219 N	Memphis	5 2	
									230 N	Central Mich.	20 1	
									237 H	Appalachian St.	7 5	
									244 A	ETSU	11 2	
									244 H	ETSU	11 2	
									285 A	UNC Asheville	7 3	
			LAST 15 GAMES									
			34 A	Georgia	5 2	196 H	Belmont	5 3				
			34 A	Georgia	5 4	2 H	Florida	3 9				
			34 A	Georgia	8 10	2 H	Florida	5 2				
			244 H	ETSU	11 2							
			9 H	LSU	7 10							

Non-Div. I Games:

Tennessee

9	H	LSU	3	11
9	H	LSU	1	2

RPI	S	Opponent	Score	
285	H	UNC Asheville	11	0

Tennessee

T
e
n
n
e
s
s
e
e

T
e
n
n
e
s
s
e
e

Average RPI Win: 149		WON-LOST	WINNING	LAST 15	STRENGTH OF		OPP. STRENGTH	TEAM	ADJ	CONF.	ADJ CONF.
Average RPI Loss: 90		RECORD	PCT. RANK	GAMES	SCHEDULE		OF SCHEDULE	RPI	RPI	RPI	RPI
DIV. I ONLY		32-24-0	.57143	92	9-6-0		79	92	79	.53342	79
DIV. I NON-CONF.		15-11-0	.57692	101	1-2-0		59	101	81	.53749	81
TOTALS		RPI 1-25	RPI 26-50		W-L RECORDS		RPI 51-100		RPI 101-150		RPI 150+
32-24-0		1-4-0	4-2-0		OVERALL		6-8-0		7-9-0		14-1-0
18-11-0		1-3-0	2-1-0		HOME		3-5-0		2-2-0		10-0-0
13-11-0		0-0-0	2-1-0		AWAY		3-2-0		4-7-0		4-1-0
1-2-0		0-1-0	0-0-0		NEUTRAL		0-1-0		1-0-0		0-0-0
15-11-0		0-2-0	2-1-0		NON-CONFERENCE		3-5-0		2-2-0		8-1-0
10-4-0		0-1-0	0-0-0		HOME		2-3-0		1-0-0		7-0-0
4-5-0		0-0-0	2-0-		AWAY		1-1-0		0-2-0		1-1-0
1-2-0		0-1-0	0-0-0		NEUTRAL		0-1-0		1-0-0		0-0-0
17-13-0		1-2-0	2-1-0		CONFERENCE		3-3-0		5-7-0		6-0-0
8-7-0		1-2-0	2-1-0		HOME		1-2-0		1-2-0		3-0-0
9-6-0		0-0-0	0-0-0		AWAY		2-1-0		4-5-0		3-0-0
0-0-0		0-0-0	0-0-0		NEUTRAL		0-0-0		0-0-0		0-0-0
RPI S	Opponent	Score	RPI S	Opponent	Score	RPI S	Opponent	Score	RPI S	Opponent	Score
11 H	Mississippi St.	3 7	45 A	Southeastern La.	3 2	60 A	Alabama	3 5	119 A	Arkansas St.	8 1
18 H	La.-Lafayette	2 4	45 A	Southeastern La.	5 1	60 H	Alabama	1 2	119 A	Arkansas St.	3 4
18 H	La.-Lafayette	4 1	45 A	Southeastern La.	2 7	80 H	New Orleans	6 10	119 A	Arkansas St.	11 1
18 H	La.-Lafayette	3 8	47 H	South Ala.	3 8	80 H	New Orleans	9 4	121 A	Little Rock	3 4
21 N	Southern Miss.	2 6	47 H	South Ala.	4 2	80 H	New Orleans	9 6	121 A	Little Rock	8 11
			47 H	South Ala.	8 0	83 N	Michigan St.	0 3	121 A	Little Rock	9 10
						88 A	Jacksonville St.	10 0	129 A	Samford	6 20
						88 H	Jacksonville St.	7 8	129 H	Samford	5 3
						92 A	Ga. Southern	8 4	135 A	Auburn	2 7
						92 A	Ga. Southern	0 7	135 N	Auburn	4 3
						92 A	Ga. Southern	2 1	146 H	La.-Monroe	2 6
						97 H	UT Arlington	5 18	146 H	La.-Monroe	5 3
						97 H	UT Arlington	2 4	146 H	La.-Monroe	3 4
						97 H	UT Arlington	5 2	147 A	Texas St.	12 8
									147 A	Texas St.	5 3
									147 A	Texas St.	1 4
									152 A	UAB	0 7
									152 H	UAB	2 1
									156 A	Alabama St.	3 1
									156 H	Alabama St.	8 0
									225 A	Georgia St.	9 3
									225 A	Georgia St.	4 2
									225 A	Georgia St.	16 3
									234 H	Northern Ky.	4 2
									234 H	Northern Ky.	5 0
									234 H	Northern Ky.	10 3
									234 H	Northern Ky.	6 1

Non-Div. I Games:

Troy

Troy

225	A	Georgia St.	4	2
11	H	Mississippi St.	3	7

Through Games Of May 23, 2016

RPI	S	Opponent	Score	
237	H	Appalachian St.	4	3
237	H	Appalachian St.	9	7
237	H	Appalachian St.	3	2
297	H	Alabama A&M	8	0

Troy

T
r
o
y

T
r
o
y

Average RPI Win:		143	WON-LOST RECORD		WINNING PCT. RANK	LAST 15 GAMES		STRENGTH OF SCHEDULE		OPP. STRENGTH OF SCHEDULE	TEAM RPI	ADJ RPI		CONF. RPI	ADJ CONF. RPI		
Average RPI Loss:		84															
DIV. I ONLY			30-24-0		.55556	104	6-9-0		62	114	80	.53324	80	12	12		
DIV. I NON-CONF.			16-8-0		.66667	54	1-2-0		50	157	31	.56832	31	10	10		
TOTALS		RPI 1-25		RPI 26-50		W-L RECORDS		RPI 51-100		RPI 101-150		RPI 150+					
30-24-0		0-4-0		9-5-0		OVERALL		4-5-0		6-6-0		11-4-0					
19-10-0		0-1-0		8-2-0		HOME		3-0-0		4-5-0		4-2-0					
11-14-0		0-3-0		1-3-0		AWAY		1-5-0		2-1-0		7-2-0					
0-0-0		0-0-0		0-0-0		NEUTRAL		0-0-0		0-0-0		0-0-0					
16-8-0		0-4-0		3-2-0		NON-CONFERENCE		4-2-0		3-0-0		6-0-0					
13-1-0		0-1-0		3-0-0		HOME		3-0-0		3-0-0		4-0-0					
3-7-0		0-3-0		0-0-		AWAY		1-2-0		0-0-0		2-0-0					
0-0-0		0-0-0		0-0-0		NEUTRAL		0-0-0		0-0-0		0-0-0					
14-16-0		0-0-0		6-3-0		CONFERENCE		0-3-0		3-6-0		5-4-0					
6-9-0		0-0-0		5-2-0		HOME		0-0-0		1-5-0		0-2-0					
8-7-0		0-0-0		1-1-0		AWAY		0-3-0		2-1-0		5-2-0					
0-0-0		0-0-0		0-0-0		NEUTRAL		0-0-0		0-0-0		0-0-0					
RPI	S	Opponent		Score		RPI	S	Opponent		Score		RPI	S	Opponent		Score	
9	A	LSU		4	9	27	A	Tulane		2	5	66	A	Lamar		1	5
18	A	La.-Lafayette		4	7	27	H	Tulane		10	9	66	A	Lamar		5	7
18	H	La.-Lafayette		3	17	38	H	Louisiana Tech		9	6	66	A	Lamar		7	10
21	A	Southern Miss.		4	7	40	H	Northwestern St.		1	6	79	A	Troy		10	6
						40	H	Northwestern St.		5	4	79	A	Troy		4	9
						40	H	Northwestern St.		6	5	79	A	Troy		6	9
						43	H	Sam Houston St.		4	8	81	H	Pittsburgh		8	5
						43	H	Sam Houston St.		4	3	81	H	Pittsburgh		13	6
						43	H	Sam Houston St.		7	6	81	H	Pittsburgh		12	5
						45	A	Southeastern La.		3	4						
						45	A	Southeastern La.		15	9						
						45	H	Southeastern La.		10	3						
						47	A	South Ala.		3	12						
						47	H	South Ala.		8	2						
						LAST 15 GAMES											
						177	H	Nicholls St.		5	11	27	A	Tulane		2	5
						177	A	Nicholls St.		2	3	215	A	Abilene Christian		6	4
						177	H	Nicholls St.		4	5	215	A	Abilene Christian		1	0
						18	H	La.-Lafayette		3	17						
						45	A	Southeastern La.		3	4						
												283	H	Grambling		11	8
												286	A	Jackson St.		11	9
												286	H	Jackson St.		13	4
												292	H	Alcorn		12	3
												296	A	Southern U.		23	3
												296	H	Southern U.		14	4

Non-Div. I Games:

New Orleans

45 H Southeastern La.	10	3
45 A Southeastern La.	15	9

N
e
w
O
r
l
e
a
n
s

N
e
w
O
r
l
e
a
n
s

Average RPI Win: 151		WON-LOST	WINNING	LAST 15	STRENGTH OF		OPP. STRENGTH	TEAM	ADJ	CONF.	ADJ CONF.
Average RPI Loss: 55		RECORD	PCT. RANK	GAMES	SCHEDULE		OF SCHEDULE	RPI	RPI	RPI	RPI
DIV. I ONLY		25-26-0	.4902	160	38		46	81	.53266	81	1
DIV. I NON-CONF.		15-8-0	.65217	65	207		276	104	.52389	104	1
TOTALS		RPI 1-25	RPI 26-50		W-L RECORDS		RPI 51-100		RPI 101-150		RPI 150+
25-26-0		4-15-0	2-1-0		OVERALL		5-6-0		0-2-0		14-2-0
10-12-0		2-8-0	2-1-0		HOME		1-1-0		0-1-0		5-1-0
12-13-0		2-7-0	0-0-0		AWAY		4-4-0		0-1-0		6-1-0
3-1-0		0-0-0	0-0-0		NEUTRAL		0-1-0		0-0-0		3-0-0
15-8-0		0-0-0	0-0-0		NON-CONFERENCE		3-5-0		0-2-0		12-1-0
6-3-0		0-0-0	0-0-0		HOME		1-1-0		0-1-0		5-1-0
6-4-0		0-0-0	0-0-0		AWAY		2-3-0		0-1-0		4-0-0
3-1-0		0-0-0	0-0-0		NEUTRAL		0-1-0		0-0-0		3-0-0
10-18-0		4-15-0	2-1-0		CONFERENCE		2-1-0		0-0-0		2-1-0
4-9-0		2-8-0	2-1-0		HOME		0-0-0		0-0-0		0-0-0
6-9-0		2-7-0	0-0-0		AWAY		2-1-0		0-0-0		2-1-0
0-0-0		0-0-0	0-0-0		NEUTRAL		0-0-0		0-0-0		0-0-0
RPI S	Opponent	Score	RPI S	Opponent	Score	RPI S	Opponent	Score	RPI S	Opponent	Score
3 A	Miami (FL)	3 4	35 H	Boston College	4 6	57 N	Ohio St.	8 11	118 A	Penn St.	0 7
3 A	Miami (FL)	6 7	35 H	Boston College	5 4	65 A	Kent St.	9 4	118 H	Penn St.	6 11
3 A	Miami (FL)	4 8	35 H	Boston College	5 0	65 H	Kent St.	13 5	154 H	Miami (OH)	8 7
10 A	Clemson	3 4				75 A	West Virginia	4 1	154 H	Miami (OH)	4 3
10 A	Clemson	15 5				75 H	West Virginia	4 10	154 H	Miami (OH)	5 0
10 A	Clemson	6 14				80 A	New Orleans	5 8	198 A	Virginia Tech	8 3
13 H	Virginia	1 9				80 A	New Orleans	5 12	198 A	Virginia Tech	6 5
13 H	Virginia	6 7				80 A	New Orleans	6 13	198 A	Virginia Tech	4 5
13 H	Virginia	1 5				90 A	Notre Dame	4 2	206 N	Toledo	7 2
15 A	North Carolina	5 0				90 A	Notre Dame	8 5	259 A	Youngstown St.	17 5
15 A	North Carolina	2 14				90 A	Notre Dame	0 5	259 H	Youngstown St.	5 3
15 A	North Carolina	0 4							268 N	Niagara	19 10
16 H	Florida St.	4 17							268 N	Niagara	5 4
16 H	Florida St.	2 10							283 A	Grambling	18 5
16 H	Florida St.	5 2							283 A	Grambling	14 6
20 H	Georgia Tech	13 6							283 A	Grambling	16 6
20 H	Georgia Tech	3 6							294 H	UMES	9 1
23 H	Duke	1 2							294 H	UMES	6 9
23 H	Duke	5 7									
			LAST 15 GAMES								
			23 H	Duke	5 7	259 H	Youngstown St.	5 3			
			23 H	Duke	1 2	90 A	Notre Dame	0 5			
			75 H	West Virginia	4 10	90 A	Notre Dame	8 5			
			3 A	Miami (FL)	4 8						
			3 A	Miami (FL)	3 4						

Non-Div. I Games:

Pittsburgh

3	A	Miami (FL)	6	7
118	H	Penn St.	6	11

P
i
t
t
s
b
u
r
g
h

P
i
t
t
s
b
u
r
g
h

[illegible]

Non-Div. I Games:

Fresno St.

Fresno St.

125	A	UNLV	9	1
102	H	Cal Poly	9	5

Through Games Of May 23, 2016

RPI	S	Opponent	Score	
221	H	Pacific	3	7
228	A	San Jose St.	2	3
228	A	San Jose St.	13	4
228	A	San Jose St.	9	4
228	H	San Jose St.	5	7
228	H	San Jose St.	6	0
228	H	San Jose St.	8	6
258	H	CSU Bakersfield	6	4
259	H	Youngstown St.	11	0
259	H	Youngstown St.	8	3
259	H	Youngstown St.	6	5
259	H	Youngstown St.	6	1

Fresno St.

F
r
e
s
n
o
s
t
.

F
r
e
s
n
o
s
t
.

Average RPI Win: 148		WON-LOST RECORD		WINNING PCT. RANK		LAST 15 GAMES		STRENGTH OF SCHEDULE		OPP. STRENGTH OF SCHEDULE		TEAM RPI		ADJ RPI		CONF. RPI		ADJ CONF. RPI	
DIV. I ONLY		34-18-0		.65385 45		7-8-0		195		76		83		.5316 83		7		7	
DIV. I NON-CONF.		20-7-0		.74074 30		2-1-0		265		112		91		.53244 91		7		7	
TOTALS		RPI 1-25		RPI 26-50		W-L RECORDS		RPI 51-100		RPI 101-150		RPI 150+							
34-18-0		0-1-0		4-3-0		OVERALL		8-7-0		8-1-0		14-6-0							
12-9-0		0-0-0		3-2-0		HOME		6-5-0		0-0-0		3-2-0							
9-8-0		0-0-0		1-1-0		AWAY		1-2-0		3-1-0		4-4-0							
13-1-0		0-1-0		0-0-0		NEUTRAL		1-0-0		5-0-0		7-0-0							
20-7-0		0-1-0		0-0-0		NON-CONFERENCE		2-1-0		6-0-0		12-5-0							
4-3-0		0-0-0		0-0-0		HOME		1-1-0		0-0-0		3-2-0							
3-3-0		0-0-0		0-0-		AWAY		0-0-0		1-0-0		2-3-0							
13-1-0		0-1-0		0-0-0		NEUTRAL		1-0-0		5-0-0		7-0-0							
14-11-0		0-0-0		4-3-0		CONFERENCE		6-6-0		2-1-0		2-1-0							
8-6-0		0-0-0		3-2-0		HOME		5-4-0		0-0-0		0-0-0							
6-5-0		0-0-0		1-1-0		AWAY		1-2-0		2-1-0		2-1-0							
0-0-0		0-0-0		0-0-0		NEUTRAL		0-0-0		0-0-0		0-0-0							
RPI S	Opponent	Score		RPI S	Opponent	Score		RPI S	Opponent	Score		RPI S	Opponent	Score					
21 N	Southern Miss.	0	2	36 H	Nebraska	4	7	58 H	Maryland	4	6	114 N	FGCU	7	6				
				36 H	Nebraska	4	2	58 H	Maryland	4	3	118 A	Penn St.	5	2				
				36 H	Nebraska	3	6	58 H	Maryland	3	6	118 A	Penn St.	6	7				
				37 A	Michigan	3	4	77 H	Oregon	3	2	118 A	Penn St.	7	0				
				37 A	Michigan	7	4	79 N	Troy	3	0	132 A	Furman	15	8				
				37 H	Michigan	11	5	86 A	Iowa	5	1	135 N	Auburn	3	0				
				37 H	Michigan	7	6	86 A	Iowa	1	3	141 N	UCF	6	2				
								86 A	Iowa	1	5	143 N	Saint Joseph's	8	7				
								90 H	Notre Dame	0	1	147 N	Texas St.	3	2				
								91 H	Indiana	4	8	165 H	Oakland	1	3				
								91 H	Indiana	2	3	174 A	South Fla.	5	7				
								91 H	Indiana	9	0	174 A	South Fla.	0	2				
								100 H	Rutgers	5	4	174 A	South Fla.	11	1				
								100 H	Rutgers	5	2	193 N	North Dakota St.	9	5				
								100 H	Rutgers	6	5	200 N	Presbyterian	11	5				
												202 H	Eastern Mich.	2	4				
												202 N	Eastern Mich.	3	2				
												205 N	Fordham	7	2				
												206 H	Toledo	4	1				
												213 N	Illinois St.	15	0				
												226 A	A&M-Corpus Christi	9	3				
												230 A	Central Mich.	1	12				
												230 H	Central Mich.	4	1				
												230 N	Central Mich.	7	3				
												241 H	Western Mich.	6	5				
												271 A	Purdue	2	5				
												271 A	Purdue	11	0				
LAST 15 GAMES																			
				58 H	Maryland	4	6	202 N	Eastern Mich.	3	2								
				58 H	Maryland	4	3	36 H	Nebraska	4	7								
				58 H	Maryland	3	6	36 H	Nebraska	4	2								
				230 A	Central Mich.	1	12												
				86 A	Iowa	1	5												

Non-Div. I Games:

Michigan St.

Michigan St.

86	A	Iowa	1	3
86	A	Iowa	5	1

Through Games Of May 23, 2016

RPI	S	Opponent	Score	
271	A	Purdue	5	3
276	N	Butler	9	2

Michigan St.

M
i
c
h
i
g
a
n
s
t
.

M
i
c
h
i
g
a
n
s
t
.

Average RPI Win: 131		WON-LOST	WINNING	LAST 15	STRENGTH OF		OPP. STRENGTH	TEAM	ADJ	CONF.	ADJ CONF.
Average RPI Loss: 92		RECORD	PCT. RANK	GAMES	SCHEDULE		OF SCHEDULE	RPI	RPI	RPI	RPI
DIV. I ONLY		28-22-0	.56	100	10-5-0		72	85	84	.52952	84
DIV. I NON-CONF.		12-11-0	.52174	133	2-1-0		20	34	85	.53484	85
TOTALS		RPI 1-25	RPI 26-50		W-L RECORDS		RPI 51-100		RPI 101-150		RPI 150+
28-22-0		2-3-0	3-6-0		OVERALL		3-2-0		8-7-0		12-4-0
19-11-0		2-2-0	2-1-0		HOME		0-1-0		5-4-0		10-3-0
9-11-0		0-1-0	1-5-0		AWAY		3-1-0		3-3-0		2-1-0
0-0-0		0-0-0	0-0-0		NEUTRAL		0-0-0		0-0-0		0-0-0
12-11-0		2-3-0	0-3-0		NON-CONFERENCE		1-1-0		3-3-0		6-1-0
10-5-0		2-2-0	0-0-0		HOME		0-1-0		2-1-0		6-1-0
2-6-0		0-1-0	0-0-		AWAY		1-0-0		1-2-0		0-0-0
0-0-0		0-0-0	0-0-0		NEUTRAL		0-0-0		0-0-0		0-0-0
16-11-0		0-0-0	3-3-0		CONFERENCE		2-1-0		5-4-0		6-3-0
9-6-0		0-0-0	2-1-0		HOME		0-0-0		3-3-0		4-2-0
7-5-0		0-0-0	1-2-0		AWAY		2-1-0		2-1-0		2-1-0
0-0-0		0-0-0	0-0-0		NEUTRAL		0-0-0		0-0-0		0-0-0
RPI S	Opponent	Score		RPI S	Opponent	Score		RPI S	Opponent	Score	
4 H	Texas A&M	7	5	27 A	Tulane	0	11	74 A	St. Mary's (CA)	10	1
4 H	Texas A&M	0	6	27 A	Tulane	0	15	74 A	St. Mary's (CA)	3	1
4 H	Texas A&M	0	4	27 A	Tulane	3	4	74 A	St. Mary's (CA)	4	6
19 A	UC Santa Barbara	3	4	30 A	Gonzaga	3	4	94 A	UCLA	4	1
19 H	UC Santa Barbara	6	2	30 A	Gonzaga	7	4	94 H	UCLA	6	10
				30 A	Gonzaga	4	11				
				48 H	BYU	5	9				
				48 H	BYU	3	0				
				48 H	BYU	4	3				
				LAST 15 GAMES							
				221 H	Pacific	4	8	94 A	UCLA	4	1
				221 H	Pacific	3	0	48 H	BYU	4	3
				221 H	Pacific	6	0	48 H	BYU	3	0
				136 A	CSUN	3	1				
				74 A	St. Mary's (CA)	4	6				
								183 A	Santa Clara	4	5
								183 A	Santa Clara	10	7
								183 A	Santa Clara	7	1
								221 H	Pacific	4	8
								221 H	Pacific	6	0

Non-Div. I Games:

Pepperdine

74	A	St. Mary's (CA)	3	1
74	A	St. Mary's (CA)	10	1

RPI	S	Opponent	Score	
221	H	Pacific	3	0
232	H	Portland	5	4
232	H	Portland	2	3
232	H	Portland	4	0

P
e
p
p
e
r
d
i
n
e

P
e
p
p
e
r
d
i
n
e

Pepperdine

Average RPI Win:		125	WON-LOST RECORD		WINNING PCT. RANK		LAST 15 GAMES		STRENGTH OF SCHEDULE		OPP. STRENGTH OF SCHEDULE		TEAM RPI		ADJ RPI		CONF. RPI		ADJ CONF. RPI	
DIV. I ONLY			28-23-0		.54902 107		8-7-0		112		20		85		.52898 85		4		4	
DIV. I NON-CONF.			15-7-0		.68182 48		3-0-0		223		8		89		.53409 89		3		3	
TOTALS		RPI 1-25		RPI 26-50		W-L RECORDS		RPI 51-100		RPI 101-150		RPI 150+								
28-23-0		2-4-0		2-4-0		OVERALL		8-7-0		6-5-0		10-3-0								
17-9-0		1-2-0		2-4-0		HOME		3-1-0		3-1-0		8-1-0								
11-14-0		1-2-0		0-0-0		AWAY		5-6-0		3-4-0		2-2-0								
0-0-0		0-0-0		0-0-0		NEUTRAL		0-0-0		0-0-0		0-0-0								
15-7-0		1-2-0		2-1-0		NON-CONFERENCE		1-0-0		3-2-0		8-2-0								
11-3-0		1-2-0		2-1-0		HOME		1-0-0		1-0-0		6-0-0								
4-4-0		0-0-0		0-0-0		AWAY		0-0-0		2-2-0		2-2-0								
0-0-0		0-0-0		0-0-0		NEUTRAL		0-0-0		0-0-0		0-0-0								
13-16-0		1-2-0		0-3-0		CONFERENCE		7-7-0		3-3-0		2-1-0								
6-6-0		0-0-0		0-3-0		HOME		2-1-0		2-1-0		2-1-0								
7-10-0		1-2-0		0-0-0		AWAY		5-6-0		1-2-0		0-0-0								
0-0-0		0-0-0		0-0-0		NEUTRAL		0-0-0		0-0-0		0-0-0								
RPI	S	Opponent		Score		RPI	S	Opponent		Score		RPI	S	Opponent		Score				
8	H	Vanderbilt		4	1	39	H	Arizona St.		6	9	52	A	Oregon St.		4	11			
8	H	Vanderbilt		1	4	39	H	Arizona St.		2	3	52	A	Oregon St.		6	0			
8	H	Vanderbilt		2	5	39	H	Arizona St.		7	8	52	A	Oregon St.		2	3			
25	A	Arizona		1	4	44	H	Cal St. Fullerton		2	1	53	A	Washington		8	7			
25	A	Arizona		1	4	44	H	Cal St. Fullerton		2	0	53	A	Washington		0	4			
25	A	Arizona		6	5	44	H	Cal St. Fullerton		3	4	53	A	Washington		3	4			
												68	A	California		2	5			
												68	A	California		8	6			
												68	H	California		5	1			
												68	H	California		6	4			
												68	H	California		1	4			
												74	H	St. Mary's (CA)		9	1			
												94	A	UCLA		8	2			
												94	A	UCLA		5	6			
												94	A	UCLA		4	1			
											</									

Non-Div. I Games:

Stanford

101 A Utah	4	2
101 A Utah	7	9

S
t
a
n
f
o
r
d

S
t
a
n
f
o
r
d

Average RPI Win: 136		WON-LOST RECORD	WINNING PCT. RANK	LAST 15 GAMES	STRENGTH OF SCHEDULE	OPP. STRENGTH OF SCHEDULE	TEAM RPI	ADJ RPI		CONF. RPI	ADJ CONF. RPI	
Average RPI Loss: 80												
DIV. I ONLY		24-25-0	.4898 162	8-6-0	30	138	86	.52834	86	7	7	
DIV. I NON-CONF.		12-13-0	.48 158	3-2-0	123	208	143	.50026	143	7	7	
<hr/>												
TOTALS		RPI 1-25		RPI 26-50		W-L RECORDS		RPI 51-100		RPI 101-150		RPI 150+
24-25-0		0-0-0		2-7-0		OVERALL		8-11-0		6-6-0		8-1-0
14-7-0		0-0-0		1-2-0		HOME		6-3-0		3-2-0		4-0-0
7-15-0		0-0-0		1-5-0		AWAY		2-7-0		3-3-0		1-0-0
3-3-0		0-0-0		0-0-0		NEUTRAL		0-1-0		0-1-0		3-1-0
12-13-0		0-0-0		0-3-0		NON-CONFERENCE		0-4-0		4-5-0		8-1-0
7-2-0		0-0-0		0-0-0		HOME		0-0-0		3-2-0		4-0-0
2-8-0		0-0-0		0-0-		AWAY		0-3-0		1-2-0		1-0-0
3-3-0		0-0-0		0-0-0		NEUTRAL		0-1-0		0-1-0		3-1-0
12-12-0		0-0-0		2-4-0		CONFERENCE		8-7-0		2-1-0		0-0-0
7-5-0		0-0-0		1-2-0		HOME		6-3-0		0-0-0		0-0-0
5-7-0		0-0-0		1-2-0		AWAY		2-4-0		2-1-0		0-0-0
0-0-0		0-0-0		0-0-0		NEUTRAL		0-0-0		0-0-0		0-0-0
RPI S	Opponent	Score	RPI S	Opponent	Score	RPI S	Opponent	Score	RPI S	Opponent	Score	
			31 A	Dallas Baptist	1 4	51 H	Illinois	4 3	115 H	Bradley	7 6	
			31 A	Dallas Baptist	1 5	51 H	Illinois	4 3	118 A	Penn St.	4 5	
			31 A	Dallas Baptist	3 7	51 H	Illinois	4 10	118 A	Penn St.	3 2	
			37 H	Michigan	9 12	57 A	Ohio St.	0 3	118 A	Penn St.	8 0	
			37 H	Michigan	4 8	57 A	Ohio St.	12 0	122 A	Southern Ill.	1 2	
			37 H	Michigan	8 3	57 A	Ohio St.	0 6	122 A	Southern Ill.	7 5	
			46 A	Minnesota	3 6	58 H	Maryland	1 4	122 A	Southern Ill.	1 6	
			46 A	Minnesota	1 4	58 H	Maryland	4 1	124 H	Kansas St.	2 1	
			46 A	Minnesota	6 3	58 H	Maryland	8 1	124 H	Kansas St.	2 4	
						63 N	Indiana St.	3 11	124 H	Kansas St.	2 3	
						83 H	Michigan St.	3 1	132 N	Seton Hall	1 7	
						83 H	Michigan St.	5 1	134 H	Milwaukee	9 1	
						83 H	Michigan St.	1 5	162 N	Omaha	2 3	
						91 A	Indiana	6 5	186 H	Air Force	22 2	
						91 A	Indiana	2 8	186 H	Air Force	9 7	
						91 A	Indiana	1 7	201 H	Northern Ill.	12 3	
						98 A	Missouri St.	6 8	224 N	Dartmouth	4 1	
						98 A	Missouri St.	4 5	267 A	Western Ill.	10 2	
						98 A	Missouri St.	1 4	267 H	Western Ill.	10 4	
									288 N	Savannah St.	14 4	
									293 N	Chicago St.	15 3	
LAST 15 GAMES												
			118 A	Penn St.	8 0	57 A	Ohio St.	0 3				
			118 A	Penn St.	4 5	57 A	Ohio St.	12 0				
			118 A	Penn St.	3 2	57 A	Ohio St.	0 6				
			267 A	Western Ill.	10 2							
			83 H	Michigan St.	5 1							

Non-Div. I Games: Grand View 3 0 Point U. 7 1 Northwestern (IA) 28 0

Iowa

83 H Michigan St.	3	1
83 H Michigan St.	1	5

I
o
w
a

I
o
w
a

Average RPI Win: 126		WON-LOST	WINNING	LAST 15	STRENGTH OF		OPP. STRENGTH	TEAM	ADJ		CONF.	ADJ CONF.		
Average RPI Loss: 83		RECORD	PCT. RANK	GAMES	SCHEDULE		OF SCHEDULE	RPI	RPI		RPI	RPI		
DIV. I ONLY		27-27-0	.5	146	9-6-0		31	64	87		.52814	87		
DIV. I NON-CONF.		12-12-0	.5	147	1-1-0		31	140	110		.51795	110		
TOTALS		RPI 1-25	RPI 26-50		W-L RECORDS		RPI 51-100		RPI 101-150		RPI 150+			
27-27-0		5-5-0	1-5-0		OVERALL		2-6-0		6-6-0		13-5-0			
15-16-0		5-1-0	0-3-0		HOME		1-5-0		4-5-0		5-2-0			
12-11-0		0-4-0	1-2-0		AWAY		1-1-0		2-1-0		8-3-0			
0-0-0		0-0-0	0-0-0		NEUTRAL		0-0-0		0-0-0		0-0-0			
12-12-0		0-4-0	0-0-0		NON-CONFERENCE		1-1-0		4-5-0		7-2-0			
9-7-0		0-0-0	0-0-0		HOME		0-0-0		4-5-0		5-2-0			
3-5-0		0-4-0	0-0-		AWAY		1-1-0		0-0-0		2-0-0			
0-0-0		0-0-0	0-0-0		NEUTRAL		0-0-0		0-0-0		0-0-0			
15-15-0		5-1-0	1-5-0		CONFERENCE		1-5-0		2-1-0		6-3-0			
6-9-0		5-1-0	0-3-0		HOME		1-5-0		0-0-0		0-0-0			
9-6-0		0-0-0	1-2-0		AWAY		0-0-0		2-1-0		6-3-0			
0-0-0		0-0-0	0-0-0		NEUTRAL		0-0-0		0-0-0		0-0-0			
RPI	S	Opponent	Score		RPI	S	Opponent	Score		RPI	S	Opponent	Score	
1	A	Louisville	0	7	33	H	Rice	0	3	64	H	Marshall	4	5
6	A	Ole Miss	5	16	33	H	Rice	0	2	64	H	Marshall	5	6
6	A	Ole Miss	2	9	33	H	Rice	1	12	64	H	Marshall	10	5
6	A	Ole Miss	4	7	38	A	Louisiana Tech	1	6	73	A	Jacksonville	5	10
21	H	Southern Miss.	5	2	38	A	Louisiana Tech	1	0	73	A	Jacksonville	3	2
21	H	Southern Miss.	6	5	38	A	Louisiana Tech	0	5	76	H	Old Dominion	1	11
21	H	Southern Miss.	13	8						76	H	Old Dominion	2	10
22	H	Fla. Atlantic	1	9						76	H	Old Dominion	11	12
22	H	Fla. Atlantic	7	6										
22	H	Fla. Atlantic	4	3										
					LAST 15 GAMES									
					21	H	Southern Miss.	13	8	33	H	Rice	0	3
					21	H	Southern Miss.	5	2	33	H	Rice	0	2
					21	H	Southern Miss.	6	5	128	A	Western Ky.	2	3
					152	A	UAB	11	4					
					152	A	UAB	11	0					
										185	A	UTSA	12	4
										185	A	UTSA	8	4
										185	A	UTSA	0	6
										213	H	Illinois St.	11	6
										218	H	Manhattan	5	2

Non-Div. I Games: St. Thomas (FL) 6 1

FIU

152	A	UAB	5	4
33	H	Rice	1	12

RPI	S	Opponent	Score	
218	H	Manhattan	8	4
218	H	Manhattan	6	7
218	H	Manhattan	6	0

FIU

FIU

FIU

Average RPI Win:	179	WON-LOST RECORD	WINNING PCT. RANK	LAST 15 GAMES	STRENGTH OF SCHEDULE	OPP. STRENGTH OF SCHEDULE	TEAM RPI	ADJ RPI	CONF. RPI	ADJ CONF. RPI					
DIV. I ONLY		32-22-0	.59259	82	6-9-0	118	195	88	.52626	88	21	21			
DIV. I NON-CONF.		12-12-0	.5	147	0-3-0	25	171	96	.52876	96	24	24			
<hr/>															
TOTALS	RPI 1-25	RPI 26-50			W-L RECORDS		RPI 51-100		RPI 101-150		RPI 150+				
32-22-0	0-0-0	0-2-0			OVERALL		3-3-0		9-8-0		20-9-0				
19-9-0	0-0-0	0-0-0			HOME		2-3-0		8-2-0		9-4-0				
13-13-0	0-0-0	0-2-0			AWAY		1-0-0		1-6-0		11-5-0				
0-0-0	0-0-0	0-0-0			NEUTRAL		0-0-0		0-0-0		0-0-0				
<hr/>															
12-12-0	0-0-0	0-2-0			NON-CONFERENCE		2-1-0		6-5-0		4-4-0				
9-4-0	0-0-0	0-0-0			HOME		1-1-0		5-2-0		3-1-0				
3-8-0	0-0-0	0-0-			AWAY		1-0-0		1-3-0		1-3-0				
0-0-0	0-0-0	0-0-0			NEUTRAL		0-0-0		0-0-0		0-0-0				
<hr/>															
20-10-0	0-0-0	0-0-0			CONFERENCE		1-2-0		3-3-0		16-5-0				
10-5-0	0-0-0	0-0-0			HOME		1-2-0		3-0-0		6-3-0				
10-5-0	0-0-0	0-0-0			AWAY		0-0-0		0-3-0		10-2-0				
0-0-0	0-0-0	0-0-0			NEUTRAL		0-0-0		0-0-0		0-0-0				
<hr/>															
RPI	S	Opponent	Score	RPI	S	Opponent	Score	RPI	S	Opponent	Score	RPI	S	Opponent	Score
47	A	South Ala.	7 8	59	H	Oral Roberts	8 3	104	H	Austin Peay	6 1	104	H	Austin Peay	8 5
47	A	South Ala.	2 4	72	H	Southeast Mo. St.	6 13	104	H	Austin Peay	25 12	104	H	Austin Peay	5 14
				72	H	Southeast Mo. St.	2 11	110	A	Morehead St.	14 15	110	A	Morehead St.	6 14
				72	H	Southeast Mo. St.	6 2	110	A	Morehead St.	2 3	110	A	Morehead St.	3 13
				79	A	Troy	8 7	122	A	Southern Ill.	9 5	122	A	Southern Ill.	9 7
				79	H	Troy	0 10	122	A	Southern Ill.	8 7	122	A	Southern Ill.	5 4
								128	H	Western Ky.	7 10	128	H	Western Ky.	6 7
								128	H	Western Ky.	4 14	128	H	Western Ky.	9 3
								129	A	Samford	11 10	129	A	Samford	11 10
								129	H	Samford	10 5	129	H	Samford	2 3
								144	H	Valparaiso	9 11	144	H	Valparaiso	10 2
								144	H	Valparaiso	1 4	144	H	Valparaiso	7 1
								144	H	Valparaiso	5 8	144	H	Valparaiso	6 7
								152	H	UAB	9 3	152	H	UAB	7 8
								153	A	Kennesaw St.	6 7	153	A	Kennesaw St.	9 11
								153	A	Kennesaw St.	10 2	153	A	Kennesaw St.	10 2
								153	A	Kennesaw St.	1 4	153	A	Kennesaw St.	7 1
								156	A	Alabama St.	7 1	156	A	Alabama St.	5 8
								156	H	Alabama St.	6 7	156	H	Alabama St.	9 3
								179	A	Tennessee Tech	9 3	179	A	Tennessee Tech	9 3
								179	A	Tennessee Tech	9 3	179	A	Tennessee Tech	9 3
<hr/>															
LAST 15 GAMES				LAST 15 GAMES				LAST 15 GAMES				LAST 15 GAMES			
266	H	UT Martin	9 5	211	H	Eastern Ky.	9 3	153	H	Kennesaw St.	10 2	156	A	Alabama St.	1 4
266	H	UT Martin	4 0	211	H	Eastern Ky.	13 19	156	H	Alabama St.	7 1	156	H	Alabama St.	7 1
266	H	UT Martin	16 6	47	A	South Ala.	7 8	156	H	Alabama St.	5 8	156	H	Alabama St.	5 8
110	A	Morehead St.	5 14					179	A	Tennessee Tech	6 7	179	A	Tennessee Tech	6 7
110	A	Morehead St.	14 15					179	A	Tennessee Tech	9 3	179	A	Tennessee Tech	9 3

Non-Div. I Games:

Jacksonville St.

110 A Morehead St.	6	14
211 H Eastern Ky.	5	7

RPI	S	Opponent	Score	
179	A	Tennessee Tech	15	14
195	H	Murray St.	5	6
195	H	Murray St.	22	7
195	H	Murray St.	11	4
196	A	Belmont	4	2
196	A	Belmont	26	11
196	A	Belmont	7	9
211	H	Eastern Ky.	13	19
211	H	Eastern Ky.	9	3
211	H	Eastern Ky.	5	7
266	H	UT Martin	4	0
266	H	UT Martin	16	6
266	H	UT Martin	9	5
273	A	Eastern Ill.	10	3
273	A	Eastern Ill.	6	4
273	A	Eastern Ill.	4	3
280	A	SIUE	9	6
280	A	SIUE	13	4
280	A	SIUE	9	7

Jacksonville St.

J
a
c
k
s
o
n
v
i
l
l
e
s
t
.

J
a
c
k
s
o
n
v
i
l
l
e
s
t
.

276	A	Butler	6	5
140	A	Florida A&M	22	5

RPI	S	Opponent	Score	
244	A	ETSU	9	8
244	A	ETSU	12	9
244	A	ETSU	7	5
251	H	VMI	3	4
251	H	VMI	7	2
251	H	VMI	10	6
260	H	The Citadel	11	4
260	H	The Citadel	8	7
260	H	The Citadel	8	9
276	A	Butler	3	7
276	A	Butler	6	5
276	A	Butler	5	4
288	A	Savannah St.	7	3
288	H	Savannah St.	16	6

Mercer

M
e
r
c
e
r

M
e
r
c
e
r

[illegible]

Non-Div. I Games:

Notre Dame

15	A	North Carolina	0	3
9	H	LSU	0	1

N
o
t
r
e
D
a
m
e

N
o
t
r
e
D
a
m
e

Average RPI Win:		152	WON-LOST RECORD		WINNING PCT. RANK		LAST 15 GAMES		STRENGTH OF SCHEDULE		OPP. STRENGTH OF SCHEDULE		TEAM RPI		ADJ RPI		CONF. RPI		ADJ CONF. RPI				
DIV. I ONLY			31-22-0		.58491 86		8-7-0		157		68		91		.52537 91		7		7				
DIV. I NON-CONF.			16-13-0		.55172 115		1-2-0		171		54		123		.5116 123		7		7				
TOTALS		RPI 1-25		RPI 26-50		W-L RECORDS		RPI 51-100		RPI 101-150		RPI 150+											
31-22-0		0-1-0		2-7-0		OVERALL		11-7-0		4-4-0		14-3-0											
19-6-0		0-0-0		0-0-0		HOME		6-3-0		2-2-0		11-1-0											
10-13-0		0-1-0		2-7-0		AWAY		5-3-0		2-0-0		1-2-0											
2-3-0		0-0-0		0-0-0		NEUTRAL		0-1-0		0-2-0		2-0-0											
16-13-0		0-1-0		0-3-0		NON-CONFERENCE		4-2-0		4-4-0		8-3-0											
9-4-0		0-0-0		0-0-0		HOME		2-1-0		2-2-0		5-1-0											
5-6-0		0-1-0		0-0-		AWAY		2-0-0		2-0-0		1-2-0											
2-3-0		0-0-0		0-0-0		NEUTRAL		0-1-0		0-2-0		2-0-0											
15-9-0		0-0-0		2-4-0		CONFERENCE		7-5-0		0-0-0		6-0-0											
10-2-0		0-0-0		0-0-0		HOME		4-2-0		0-0-0		6-0-0											
5-7-0		0-0-0		2-4-0		AWAY		3-3-0		0-0-0		0-0-0											
0-0-0		0-0-0		0-0-0		NEUTRAL		0-0-0		0-0-0		0-0-0											
RPI	S	Opponent		Score		RPI	S	Opponent		Score		RPI	S	Opponent		Score							
1	A	Louisville		2	9	36	A	Nebraska		0	2	51	H	Illinois		4	1	107	A	Cincinnati		7	3
						36	A	Nebraska		1	4	51	H	Illinois		3	1	107	H	Cincinnati		0	5
						36	A	Nebraska		0	3	51	H	Illinois		1	2	130	H	Western Caro.		1	4
						44	A	Cal St. Fullerton		1	6	55	H	Kentucky		3	2	130	H	Western Caro.		9	1
						44	A	Cal St. Fullerton		3	8	63	A	Indiana St.		7	5	130	H	Western Caro.		3	2
						44	A	Cal St. Fullerton		2	3	63	H	Indiana St.		5	3	132	N	Seton Hall		2	7
						46	A	Minnesota		3	2	63	H	Indiana St.		1	5	132	N	Seton Hall		4	6
						46	A	Minnesota		12	8	83	A	Michigan St.		8	4	137	A	Evansville		7	6
						46	A	Minnesota		6	8	83	A	Michigan St.		0	9	160	A	Middle Tenn.		4	5
												83	A	Michigan St.		3	2	160	A	Middle Tenn.		2	3
												86	H	Iowa		7	1	160	A	Middle Tenn.		14	4
												86	H	Iowa		5	6	166	H	Ball St.		4	3
												86	H	Iowa		8	2	206	H	Toledo		8	0
												90	N	Notre Dame		0	5	206	H	Toledo		5	1
												95	A	Xavier		8	0	206	H	Toledo		9	6
												100	A	Rutgers		2	3	206	H	Toledo		1	3
												100	A	Rutgers		1	7	213	N	Illinois St.		14	1
												100	A	Rutgers		9	2	255	H	Northwestern		4	3
																		255	H	Northwestern		7	6
																		255	H	Northwestern		2	1
																		271	H	Purdue		3	2
																		271	H	Purdue		10	9
																		271	H	Purdue		7	6
																		276	H	Butler		27	1
																		276	N	Butler		2	1
LAST 15 GAMES						55	H	Kentucky		3	2	46	A	Minnesota		3	2	276	H	Butler		27	1
						36	A	Nebraska		0	3	46	A	Minnesota		6	8	276	N	Butler		2	1
						36	A	Nebraska		0	2												
						36	A	Nebraska		1	4												
						1	A	Louisville		2	9												
						51	H	Illinois		4	1												

Non-Div. I Games:

Indiana

51 H Illinois	3	1
51 H Illinois	1	2

I
n
d
i
a
n
a

I
n
d
i
a
n
a

Ga. Southern

Through Games Of May 23, 2016

Average RPI Win: 145		WON-LOST	WINNING	LAST 15	STRENGTH OF		OPP. STRENGTH	TEAM	ADJ	CONF.	ADJ CONF.
Average RPI Loss: 92		RECORD	PCT. RANK	GAMES	SCHEDULE		OF SCHEDULE	RPI	RPI	RPI	RPI
DIV. I ONLY		33-23-0	.58929	85	9-6-0		135	40	92	.52535	92
DIV. I NON-CONF.		17-9-0	.65385	62	3-3-0		177	4	90	.53401	90
TOTALS		RPI 1-25	RPI 26-50		W-L RECORDS		RPI 51-100		RPI 101-150		RPI 150+
33-23-0		2-6-0	3-3-0		OVERALL		8-4-0		5-7-0		15-3-0
17-15-0		2-5-0	0-0-0		HOME		4-2-0		1-5-0		10-3-0
16-8-0		0-1-0	3-3-0		AWAY		4-2-0		4-2-0		5-0-0
0-0-0		0-0-0	0-0-0		NEUTRAL		0-0-0		0-0-0		0-0-0
17-9-0		1-4-0	1-2-0		NON-CONFERENCE		5-1-0		0-0-0		10-2-0
12-5-0		1-3-0	0-0-0		HOME		3-0-0		0-0-0		8-2-0
5-4-0		0-1-0	1-0-		AWAY		2-1-0		0-0-0		2-0-0
0-0-0		0-0-0	0-0-0		NEUTRAL		0-0-0		0-0-0		0-0-0
16-14-0		1-2-0	2-1-0		CONFERENCE		3-3-0		5-7-0		5-1-0
5-10-0		1-2-0	0-0-0		HOME		1-2-0		1-5-0		2-1-0
11-4-0		0-0-0	2-1-0		AWAY		2-1-0		4-2-0		3-0-0
0-0-0		0-0-0	0-0-0		NEUTRAL		0-0-0		0-0-0		0-0-0
RPI S	Opponent	Score	RPI S	Opponent	Score	RPI S	Opponent	Score	RPI S	Opponent	Score
10 H	Clemson	1 12	34 A	Georgia	1 4	54 A	North Florida	4 13	119 A	Arkansas St.	5 6
10 H	Clemson	4 17	34 A	Georgia	5 3	54 H	North Florida	2 0	119 A	Arkansas St.	9 7
10 H	Clemson	7 6	34 A	Georgia	1 5	62 A	Col. of Charleston	13 10	119 A	Arkansas St.	8 3
18 H	La.-Lafayette	9 13	47 A	South Ala.	4 3	62 H	Col. of Charleston	10 6	121 H	Little Rock	8 17
18 H	La.-Lafayette	2 6	47 A	South Ala.	11 9	79 H	Troy	4 8	121 H	Little Rock	3 2
18 H	La.-Lafayette	3 2	47 A	South Ala.	0 10	79 H	Troy	1 2	121 H	Little Rock	2 3
20 A	Georgia Tech	1 6				79 H	Troy	7 0	146 A	La.-Monroe	13 1
20 H	Georgia Tech	5 6				89 A	Mercer	11 10	146 A	La.-Monroe	4 1
						89 H	Mercer	8 5	146 A	La.-Monroe	1 2
						97 A	UT Arlington	10 6	147 H	Texas St.	3 7
						97 A	UT Arlington	6 0	147 H	Texas St.	3 4
						97 A	UT Arlington	0 4	147 H	Texas St.	3 4
									153 A	Kennesaw St.	4 1
									153 H	Kennesaw St.	10 9
									212 H	Radford	10 2
									212 H	Radford	3 2
									212 H	Radford	6 3
									212 H	Radford	1 2
									219 H	Memphis	4 6
									219 H	Memphis	3 2
									219 H	Memphis	5 0
									225 H	Georgia St.	6 0
									225 H	Georgia St.	5 1
									225 H	Georgia St.	4 5
									237 A	Appalachian St.	5 1
									237 A	Appalachian St.	13 3
									237 A	Appalachian St.	8 6
			LAST 15 GAMES								
			225 H	Georgia St.	5 1	54 A	North Florida	4 13	225 H	Georgia St.	5 1
			225 H	Georgia St.	6 0	47 A	South Ala.	0 10	225 H	Georgia St.	4 5
			225 H	Georgia St.	4 5	47 A	South Ala.	11 9	237 A	Appalachian St.	5 1
			10 H	Clemson	4 17				237 A	Appalachian St.	13 3
			10 H	Clemson	7 6				237 A	Appalachian St.	8 6

Non-Div. I Games:

Ga. Southern

10	H	Clemson	1	12
54	H	North Florida	2	0

RPI	S	Opponent	Score	
260	A	The Citadel	7	5
260	H	The Citadel	10	2
288	H	Savannah St.	16	1

Average RPI Win: 167		WON-LOST	WINNING	LAST 15	STRENGTH OF		OPP. STRENGTH	TEAM	ADJ		CONF.	ADJ CONF.			
Average RPI Loss: 126		RECORD	PCT. RANK	GAMES	SCHEDULE		OF SCHEDULE	RPI	RPI		RPI	RPI			
DIV. I ONLY		33-22-0	.6	76	13-2-0		182	124	93	.52449	93	13	13		
DIV. I NON-CONF.		13-12-0	.52	135	3-0-0		229	161	150	.49754	150	11	11		
TOTALS		RPI 1-25	RPI 26-50		W-L RECORDS		RPI 51-100		RPI 101-150		RPI 150+				
33-22-0		0-1-0	1-0-0		OVERALL		3-8-0		10-6-0		19-7-0				
16-7-0		0-0-0	0-0-0		HOME		1-3-0		5-2-0		10-2-0				
15-13-0		0-1-0	1-0-0		AWAY		2-5-0		5-4-0		7-3-0				
2-2-0		0-0-0	0-0-0		NEUTRAL		0-0-0		0-0-0		2-2-0				
13-12-0		0-1-0	1-0-0		NON-CONFERENCE		0-2-0		5-5-0		7-4-0				
5-3-0		0-0-0	0-0-0		HOME		0-1-0		3-1-0		2-1-0				
6-7-0		0-1-0	1-0-		AWAY		0-1-0		2-4-0		3-1-0				
2-2-0		0-0-0	0-0-0		NEUTRAL		0-0-0		0-0-0		2-2-0				
20-10-0		0-0-0	0-0-0		CONFERENCE		3-6-0		5-1-0		12-3-0				
11-4-0		0-0-0	0-0-0		HOME		1-2-0		2-1-0		8-1-0				
9-6-0		0-0-0	0-0-0		AWAY		2-4-0		3-0-0		4-2-0				
0-0-0		0-0-0	0-0-0		NEUTRAL		0-0-0		0-0-0		0-0-0				
RPI S	Opponent	Score		RPI S	Opponent	Score		RPI S	Opponent	Score		RPI S	Opponent	Score	
19 A	UC Santa Barbara	4	5	39 A	Arizona St.	11	5	60 A	New Mexico	17	11	116 A	UC Irvine	0	6
								60 A	New Mexico	4	5	116 A	UC Irvine	1	4
								60 A	New Mexico	13	9	116 A	UC Irvine	7	8
								60 H	New Mexico	7	6	125 A	UNLV	7	5
								60 H	New Mexico	3	8	125 A	UNLV	6	5
								60 H	New Mexico	2	3	125 A	UNLV	7	4
								74 A	St. Mary's (CA)	1	6	125 H	UNLV	1	7
								74 H	St. Mary's (CA)	5	8	125 H	UNLV	8	1
								82 A	Fresno St.	6	7	125 H	UNLV	9	7
								82 A	Fresno St.	3	8	138 H	San Francisco	6	5
								82 A	Fresno St.	4	5	139 H	St. John's (NY)	12	1
												139 H	St. John's (NY)	5	1
												139 H	St. John's (NY)	3	10
												147 A	Texas St.	17	6
												147 A	Texas St.	6	3
												147 A	Texas St.	2	3
												176 A	Sacramento St.	2	5
												176 H	Sacramento St.	2	7
												183 H	Santa Clara	14	2
												186 A	Air Force	4	18
												186 A	Air Force	2	5
												186 A	Air Force	12	5
												186 H	Air Force	7	12
												186 H	Air Force	8	4
												186 H	Air Force	6	5
												188 A	San Diego St.	8	5
												188 A	San Diego St.	13	9
				LAST 15 GAMES											
				125 H	UNLV	9	7	138 H	San Francisco	6	5				
				125 H	UNLV	8	1	228 H	San Jose St.	6	4				
				125 H	UNLV	1	7	228 H	San Jose St.	11	2				
				210 A	Grand Canyon	11	10								
				60 A	New Mexico	13	9								

Non-Div. I Games:

Nevada

60	A	New Mexico	17	11
60	A	New Mexico	4	5

RPI	S	Opponent	Score	
188	A	San Diego St.	5	0
188	H	San Diego St.	7	6
188	H	San Diego St.	6	5
188	H	San Diego St.	3	2
210	A	Grand Canyon	11	10
221	A	Pacific	10	5
228	H	San Jose St.	6	4
228	H	San Jose St.	11	2
228	H	San Jose St.	11	8
231	A	UC Davis	3	1
231	H	UC Davis	5	4
255	N	Northwestern	11	2
255	N	Northwestern	2	4
255	N	Northwestern	1	5
255	N	Northwestern	10	6

Nevada

N
e
v
a
d
a

N
e
v
a
d
a

Average RPI Win: 94		WON-LOST	WINNING	LAST 15	STRENGTH OF		OPP. STRENGTH	TEAM	ADJ	CONF.	ADJ CONF.
Average RPI Loss: 69		RECORD	PCT. RANK	GAMES	SCHEDULE		OF SCHEDULE	RPI	RPI	RPI	RPI
DIV. I ONLY		25-28-0	.4717	176	25		24	94	.52443	94	4
DIV. I NON-CONF.		12-13-0	.48	158	13		11	87	.53417	87	3
TOTALS		RPI 1-25	RPI 26-50		W-L RECORDS		RPI 51-100		RPI 101-150		RPI 150+
25-28-0		3-6-0	2-5-0		OVERALL		7-8-0		10-9-0		3-0-0
16-15-0		2-3-0	1-4-0		HOME		5-3-0		5-5-0		3-0-0
8-13-0		1-3-0	1-1-0		AWAY		2-5-0		4-4-0		0-0-0
1-0-0		0-0-0	0-0-0		NEUTRAL		0-0-0		1-0-0		0-0-0
12-13-0		2-4-0	1-3-0		NON-CONFERENCE		2-1-0		7-5-0		0-0-0
7-9-0		2-3-0	0-2-0		HOME		1-1-0		4-3-0		0-0-0
5-4-0		0-1-0	1-0-		AWAY		1-0-0		3-2-0		0-0-0
0-0-0		0-0-0	0-0-0		NEUTRAL		0-0-0		0-0-0		0-0-0
13-15-0		1-2-0	1-2-0		CONFERENCE		5-7-0		3-4-0		3-0-0
9-6-0		0-0-0	1-2-0		HOME		4-2-0		1-2-0		3-0-0
3-9-0		1-2-0	0-0-0		AWAY		1-5-0		1-2-0		0-0-0
1-0-0		0-0-0	0-0-0		NEUTRAL		0-0-0		1-0-0		0-0-0
RPI S	Opponent	Score	RPI S	Opponent	Score	RPI S	Opponent	Score	RPI S	Opponent	Score
11 H	Mississippi St.	2 1	39 H	Arizona St.	13 2	53 A	Washington	1 0	101 A	Utah	10 3
15 H	North Carolina	6 5	39 H	Arizona St.	4 12	53 A	Washington	7 8	101 A	Utah	4 9
15 H	North Carolina	5 14	39 H	Arizona St.	4 10	53 A	Washington	4 7	101 A	Utah	4 6
15 H	North Carolina	0 4	42 A	Long Beach St.	11 10	68 A	California	3 5	102 A	Cal Poly	7 6
19 A	UC Santa Barbara	6 11	42 H	Long Beach St.	1 10	68 A	California	2 8	102 A	Cal Poly	19 0
19 H	UC Santa Barbara	3 4	44 A	Cal St. Fullerton	7 10	68 A	California	1 9	102 A	Cal Poly	2 6
25 A	Arizona	1 6	44 H	Cal St. Fullerton	7 14	69 H	Oklahoma	4 2	103 H	Southern California	4 3
25 A	Arizona	4 3				77 H	Oregon	13 1	103 H	Southern California	0 9
25 A	Arizona	5 6				77 H	Oregon	4 2	103 H	Southern California	3 5
						77 H	Oregon	6 3	103 N	Southern California	5 3
						84 A	Pepperdine	10 6	109 H	Loyola Marymount	6 5
						84 H	Pepperdine	1 4	116 A	UC Irvine	4 1
						85 H	Stanford	1 4	116 H	UC Irvine	2 4
						85 H	Stanford	2 8	116 H	UC Irvine	5 1
						85 H	Stanford	6 5	136 A	CSUN	12 20
									136 H	CSUN	1 4
									150 H	Texas	5 7
									150 H	Texas	5 4
									150 H	Texas	6 3
									184 H	Washington St.	5 2
									184 H	Washington St.	11 2
									184 H	Washington St.	6 5
			LAST 15 GAMES								
			39 H	Arizona St.	4 10	84 H	Pepperdine	1 4			
			39 H	Arizona St.	13 2	116 H	UC Irvine	5 1			
			39 H	Arizona St.	4 12	116 A	UC Irvine	4 1			
			19 H	UC Santa Barbara	3 4						
			103 H	Southern California	0 9						

Non-Div. I Games:

UCLA

103 H Southern California	4	3
103 H Southern California	3	5

U
C
L
A

U
C
L
A

Average RPI Win: 184		WON-LOST RECORD		WINNING PCT. RANK		LAST 15 GAMES		STRENGTH OF SCHEDULE		OPP. STRENGTH OF SCHEDULE		TEAM RPI		ADJ RPI		CONF. RPI		ADJ CONF. RPI	
DIV. I ONLY		27-28-0		.49091 152		13-2-0		81		145		95		.52439 95		16		16	
DIV. I NON-CONF.		13-24-0		.35135 230		0-1-0		70		102		152		.49671 152		16		16	
TOTALS		RPI 1-25		RPI 26-50		W-L RECORDS		RPI 51-100		RPI 101-150		RPI 150+							
27-28-0		0-4-0		2-7-0		OVERALL		0-6-0		8-5-0		17-6-0							
13-6-0		0-0-0		2-2-0		HOME		0-1-0		4-3-0		7-0-0							
13-22-0		0-4-0		0-4-0		AWAY		0-5-0		3-2-0		10-6-0							
1-0-0		0-0-0		0-0-0		NEUTRAL		0-0-0		1-0-0		0-0-0							
13-24-0		0-4-0		0-6-0		NON-CONFERENCE		0-6-0		3-4-0		10-4-0							
6-4-0		0-0-0		0-1-0		HOME		0-1-0		2-2-0		4-0-0							
6-20-0		0-4-0		0-0-		AWAY		0-5-0		0-2-0		6-4-0							
1-0-0		0-0-0		0-0-0		NEUTRAL		0-0-0		1-0-0		0-0-0							
14-4-0		0-0-0		2-1-0		CONFERENCE		0-0-0		5-1-0		7-2-0							
7-2-0		0-0-0		2-1-0		HOME		0-0-0		2-1-0		3-0-0							
7-2-0		0-0-0		0-0-0		AWAY		0-0-0		3-0-0		4-2-0							
0-0-0		0-0-0		0-0-0		NEUTRAL		0-0-0		0-0-0		0-0-0							
RPI S	Opponent	Score		RPI S	Opponent	Score		RPI S	Opponent	Score		RPI S	Opponent	Score					
1 A	Louisville	1	11	39 A	Arizona St.	2	5	55 A	Kentucky	2	6	107 A	Cincinnati	0	4				
8 A	Vanderbilt	2	5	39 A	Arizona St.	2	8	57 A	Ohio St.	6	11	107 A	Cincinnati	2	9				
8 A	Vanderbilt	0	7	39 A	Arizona St.	1	2	89 A	Mercer	3	5	107 H	Cincinnati	6	3				
8 A	Vanderbilt	3	14	39 A	Arizona St.	1	5	89 A	Mercer	1	3	107 N	Cincinnati	8	5				
				41 H	Creighton	6	4	89 A	Mercer	14	18	110 H	Morehead St.	1	3				
				41 H	Creighton	6	5	91 H	Indiana	0	8	110 H	Morehead St.	2	3				
				41 H	Creighton	2	4					110 H	Morehead St.	7	1				
				49 A	Wright St.	1	4					132 A	Seton Hall	10	6				
				49 H	Wright St.	3	8					132 A	Seton Hall	5	3				
												132 A	Seton Hall	10	6				
												139 H	St. John's (NY)	1	0				
												139 H	St. John's (NY)	2	4				
												139 H	St. John's (NY)	11	8				
												154 A	Miami (OH)	2	7				
												154 A	Miami (OH)	2	3				
												154 H	Miami (OH)	12	4				
												166 A	Ball St.	4	5				
												180 A	Georgetown	3	4				
												180 A	Georgetown	1	9				
												180 A	Georgetown	8	5				
												213 A	Illinois St.	12	1				
												213 A	Illinois St.	5	6				
												213 A	Illinois St.	11	5				
												220 A	USC Upstate	8	7				
												220 A	USC Upstate	6	1				
												220 A	USC Upstate	3	2				
												230 H	Central Mich.	8	5				

41	H	Creighton	6	5
41	H	Creighton	2	4

RPI	S	Opponent	Score	
230	H	Central Mich.	5	0
230	H	Central Mich.	7	4
234	A	Northern Ky.	8	1
243	H	Villanova	1	0
243	H	Villanova	15	10
243	H	Villanova	9	0
276	A	Butler	4	1
276	A	Butler	4	1
276	A	Butler	6	2

Xavier

X
a
v
i
e
r

X
a
v
i
e
r

Average RPI Win: 181		WON-LOST	WINNING	LAST 15	STRENGTH OF		OPP. STRENGTH	TEAM	ADJ	CONF.	ADJ CONF.
Average RPI Loss: 113		RECORD	PCT. RANK	GAMES	SCHEDULE		OF SCHEDULE	RPI	RPI	RPI	RPI
DIV. I ONLY		31-22-0	.58491	86	6-9-0		104	167	96	.52384	96
DIV. I NON-CONF.		17-12-0	.58621	94	0-3-0		106	181	108	.52028	108
TOTALS		RPI 1-25	RPI 26-50		W-L RECORDS		RPI 51-100		RPI 101-150		RPI 150+
31-22-0		2-3-0	2-4-0		OVERALL		3-3-0		2-4-0		22-8-0
22-9-0		1-0-0	2-2-0		HOME		1-1-0		1-2-0		17-4-0
9-13-0		1-3-0	0-2-0		AWAY		2-2-0		1-2-0		5-4-0
0-0-0		0-0-0	0-0-0		NEUTRAL		0-0-0		0-0-0		0-0-0
17-12-0		1-1-0	2-4-0		NON-CONFERENCE		3-3-0		0-0-0		11-4-0
14-5-0		1-0-0	2-2-0		HOME		1-1-0		0-0-0		10-2-0
3-7-0		0-1-0	0-0-		AWAY		2-2-0		0-0-0		1-2-0
0-0-0		0-0-0	0-0-0		NEUTRAL		0-0-0		0-0-0		0-0-0
14-10-0		1-2-0	0-0-0		CONFERENCE		0-0-0		2-4-0		11-4-0
8-4-0		0-0-0	0-0-0		HOME		0-0-0		1-2-0		7-2-0
6-6-0		1-2-0	0-0-0		AWAY		0-0-0		1-2-0		4-2-0
0-0-0		0-0-0	0-0-0		NEUTRAL		0-0-0		0-0-0		0-0-0
RPI S	Opponent	Score	RPI S	Opponent	Score	RPI S	Opponent	Score	RPI S	Opponent	Score
14 A	Coastal Caro.	5 2	26 A	Wake Forest	3 8	58 A	Maryland	5 13	123 H	Liberty	10 11
14 A	Coastal Caro.	5 17	26 H	Wake Forest	2 9	58 A	Maryland	4 3	123 H	Liberty	11 8
14 A	Coastal Caro.	0 4	29 A	UNCW	6 11	58 A	Maryland	7 2	123 H	Liberty	3 16
15 A	North Carolina	1 8	29 H	UNCW	1 5	70 A	UNCG	5 13	148 A	Gardner-Webb	5 2
24 H	East Carolina	5 1	49 H	Wright St.	11 6	70 H	UNCG	3 9	148 A	Gardner-Webb	0 9
			49 H	Wright St.	5 4	70 H	UNCG	15 5	148 A	Gardner-Webb	1 3
									158 A	Campbell	11 1
									158 A	Campbell	3 4
									158 A	Campbell	3 4
									161 H	Longwood	7 2
									161 H	Longwood	3 4
									161 H	Longwood	2 1
									164 H	Winthrop	2 6
									164 H	Winthrop	4 2
									164 H	Winthrop	7 2
									189 A	Davidson	5 6
									204 A	Elon	8 2
									204 H	Elon	17 16
									212 H	Radford	7 0
									212 H	Radford	7 2
									212 H	Radford	9 5
									233 H	Dayton	1 5
									233 H	Dayton	10 9
									233 H	Dayton	3 0
									247 H	Marist	4 2
									247 H	Marist	6 8
									247 H	Marist	9 7
			LAST 15 GAMES								
			123 H	Liberty	3 16	212 H	Radford	7 0			
			123 H	Liberty	10 11	212 H	Radford	9 5			
			123 H	Liberty	11 8	212 H	Radford	7 2			
			158 A	Campbell	11 1						
			158 A	Campbell	3 4						

Non-Div. I Games:

High Point

High Point

158	A	Campbell	3	4
26	H	Wake Forest	2	9

Through Games Of May 23, 2016

RPI	S	Opponent	Score	
269	H	Rider	10	2
269	H	Rider	4	2
269	H	Rider	6	4
277	H	La Salle	4	0
277	H	La Salle	5	1
278	A	N.C. Central	1	14
285	A	UNC Asheville	11	2
285	A	UNC Asheville	6	4
285	A	UNC Asheville	8	0

High Point

H
i
g
h
P
o
i
n
t

H
i
g
h
P
o
i
n
t

UT Arlington

237	A	Appalachian St.	4	3
121	A	Little Rock	6	4

RPI	S	Opponent	Score	
237	A	Appalachian St.	7	5
274	H	Incarnate Word	10	2
274	H	Incarnate Word	9	3
274	H	Incarnate Word	13	0

UT Arlington

U
T
A
r
l
i
n
g
t
o
n

U
T
A
r
l
i
n
g
t
o
n

Average RPI Win:	170	WON-LOST	WINNING	LAST 15	STRENGTH OF	OPP. STRENGTH	TEAM	ADJ	CONF.	ADJ CONF.		
Average RPI Loss:	97	RECORD	PCT. RANK	GAMES	SCHEDULE	OF SCHEDULE	RPI	RPI	RPI	RPI		
DIV. I ONLY		34-19-0	.64151	52	6-9-0	213	91	98	.52224	98	10	10
DIV. I NON-CONF.		27-6-0	.81818	12	2-1-0	254	72	54	.55201	54	12	12
<hr/>												
TOTALS	RPI 1-25	RPI 26-50		W-L RECORDS		RPI 51-100		RPI 101-150		RPI 150+		
34-19-0	0-0-0	2-6-0		OVERALL		4-3-0		10-7-0		18-3-0		
22-8-0	0-0-0	1-3-0		HOME		4-0-0		4-5-0		13-0-0		
11-10-0	0-0-0	1-2-0		AWAY		0-3-0		6-2-0		4-3-0		
1-1-0	0-0-0	0-1-0		NEUTRAL		0-0-0		0-0-0		1-0-0		
27-6-0	0-0-0	1-4-0		NON-CONFERENCE		4-0-0		8-1-0		14-1-0		
18-3-0	0-0-0	1-3-0		HOME		4-0-0		3-0-0		10-0-0		
8-2-0	0-0-0	0-0-		AWAY		0-0-0		5-1-0		3-1-0		
1-1-0	0-0-0	0-1-0		NEUTRAL		0-0-0		0-0-0		1-0-0		
7-13-0	0-0-0	1-2-0		CONFERENCE		0-3-0		2-6-0		4-2-0		
4-5-0	0-0-0	0-0-0		HOME		0-0-0		1-5-0		3-0-0		
3-8-0	0-0-0	1-2-0		AWAY		0-3-0		1-1-0		1-2-0		
0-0-0	0-0-0	0-0-0		NEUTRAL		0-0-0		0-0-0		0-0-0		
RPI	S	Opponent	Score	RPI	S	Opponent	Score	RPI	S	Opponent	Score	
28	H	Oklahoma St.	5 6	59	H	Oral Roberts	5 0	104	A	Austin Peay	11 4	
31	A	Dallas Baptist	5 9	63	A	Indiana St.	1 2	108	A	Central Ark.	12 1	
31	A	Dallas Baptist	2 7	63	A	Indiana St.	6 7	108	A	Central Ark.	10 6	
31	A	Dallas Baptist	5 3	63	A	Indiana St.	2 4	108	A	Central Ark.	6 5	
46	H	Minnesota	5 12	86	H	Iowa	5 4	113	A	Missouri	9 17	
46	H	Minnesota	5 4	86	H	Iowa	4 1	113	H	Missouri	16 1	
46	H	Minnesota	5 7	86	H	Iowa	8 6	115	A	Bradley	8 3	
50	N	UConn	4 12					115	A	Bradley	1 2	
								117	A	Arkansas	8 2	
								117	H	Arkansas	14 6	
								119	H	Arkansas St.	15 11	
								122	H	Southern Ill.	8 14	
								122	H	Southern Ill.	4 5	
								122	H	Southern Ill.	10 12	
								137	H	Evansville	5 14	
								137	H	Evansville	1 7	
								137	H	Evansville	10 6	
								175	A	Wichita St.	2 9	
								175	A	Wichita St.	1 11	
								175	A	Wichita St.	6 1	
								199	A	Kansas	1 2	
								199	H	Kansas	18 11	
								213	H	Illinois St.	17 5	
								213	H	Illinois St.	5 2	
								213	H	Illinois St.	9 2	
								219	A	Memphis	8 7	
								219	A	Memphis	6 4	

Non-Div. I Games:

Missouri St.

Missouri St.

31	A	Dallas Baptist	2	7
31	A	Dallas Baptist	5	9

Through Games Of May 23, 2016

RPI	S	Opponent	Score	
219	A	Memphis	7	4
229	H	Saint Louis	15	4
230	H	Central Mich.	2	0
230	H	Central Mich.	7	1
230	H	Central Mich.	9	1
267	H	Western Ill.	15	3
267	H	Western Ill.	13	4
280	H	SIUE	6	2
280	H	SIUE	12	5
280	H	SIUE	11	1
292	N	Alcorn	13	1

Missouri St.

M
i
s
s
o
u
r
i
s
t
.

M
i
s
s
o
u
r
i
s
t
.

Average RPI Win: 208		WON-LOST	WINNING	LAST 15	STRENGTH OF		OPP. STRENGTH	TEAM	ADJ	CONF.	ADJ CONF.
Average RPI Loss: 150		RECORD	PCT. RANK	GAMES	SCHEDULE		OF SCHEDULE	RPI	RPI	RPI	RPI
DIV. I ONLY		24-19-0	.55814	101	9-6-0		146	241	99	.52219	99
DIV. I NON-CONF.		9-11-0	.45	179	1-0-0		4	234	42	.56023	42
TOTALS		RPI 1-25	RPI 26-50		W-L RECORDS		RPI 51-100		RPI 101-150		RPI 150+
24-19-0		0-3-0	0-0-0		OVERALL		0-2-0		4-3-0		20-11-0
9-3-0		0-0-0	0-0-0		HOME		0-0-0		1-0-0		8-3-0
12-14-0		0-3-0	0-0-0		AWAY		0-2-0		2-3-0		10-6-0
3-2-0		0-0-0	0-0-0		NEUTRAL		0-0-0		1-0-0		2-2-0
9-11-0		0-3-0	0-0-0		NON-CONFERENCE		0-2-0		4-3-0		5-3-0
1-1-0		0-0-0	0-0-0		HOME		0-0-0		1-0-0		0-1-0
7-9-0		0-3-0	0-0-		AWAY		0-2-0		2-3-0		5-1-0
1-1-0		0-0-0	0-0-0		NEUTRAL		0-0-0		1-0-0		0-1-0
15-8-0		0-0-0	0-0-0		CONFERENCE		0-0-0		0-0-0		15-8-0
8-2-0		0-0-0	0-0-0		HOME		0-0-0		0-0-0		8-2-0
5-5-0		0-0-0	0-0-0		AWAY		0-0-0		0-0-0		5-5-0
2-1-0		0-0-0	0-0-0		NEUTRAL		0-0-0		0-0-0		2-1-0
RPI S	Opponent	Score	RPI S	Opponent	Score	RPI S	Opponent	Score	RPI S	Opponent	Score
1 A	Louisville	2 4				76 A	Old Dominion	4 10	118 N	Penn St.	6 2
1 A	Louisville	0 11				76 A	Old Dominion	6 7	132 H	Seton Hall	7 4
1 A	Louisville	1 9							139 A	St. John's (NY)	9 4
									142 A	Navy	0 1
									142 A	Navy	4 1
									142 A	Navy	0 7
									142 A	Navy	0 1
									168 H	Monmouth	3 7
									178 A	Columbia	7 8
									178 A	Columbia	4 8
									178 A	Columbia	6 2
									178 A	Columbia	4 5
									180 A	Georgetown	3 4
									180 A	Georgetown	8 4
									180 A	Georgetown	7 3
									180 A	Georgetown	4 0
									190 A	Richmond	5 3
									208 A	Yale	1 6
									208 A	Yale	3 6
									208 N	Yale	6 2
									208 N	Yale	2 1
									208 N	Yale	7 8
									224 H	Dartmouth	9 8
									224 H	Dartmouth	2 1
									235 H	Penn	2 5
									235 H	Penn	5 1
									235 H	Penn	7 2
			LAST 15 GAMES								
			208 N	Yale	2 1	178 A	Columbia	7 8			
			208 N	Yale	6 2	178 A	Columbia	4 5			
			208 N	Yale	7 8	178 A	Columbia	6 2			
			249 H	Cornell	7 2						
			249 H	Cornell	3 4						

Non-Div. I Games:

Princeton

249	A	Cornell	6	1
249	A	Cornell	4	3

RPI	S	Opponent	Score	
235	H	Penn	3	1
239	H	Harvard	4	1
239	H	Harvard	14	5
240	A	Brown	11	9
240	A	Brown	25	7
249	A	Cornell	4	3
249	A	Cornell	6	1
249	H	Cornell	7	2
249	H	Cornell	3	4
269	A	Rider	7	2
279	N	NYIT	1	2

Princeton

P
r
i
n
c
e
t
o
n

P
r
i
n
c
e
t
o
n

RutgersR
u
t
g
e
r
s

Rutgers

58	A	Maryland	7	5
58	A	Maryland	5	4

RPI	S	Opponent	Score	
295	H	Saint Peter's	10	1

Rutgers

R
u
t
g
e
r
s

R
u
t
g
e
r
s

Average RPI Win:	99	WON-LOST RECORD		WINNING PCT. RANK		LAST 15 GAMES		STRENGTH OF SCHEDULE		OPP. STRENGTH OF SCHEDULE		TEAM RPI		ADJ RPI		CONF. RPI		ADJ CONF. RPI	
DIV. I ONLY		23-26-0		.46939	181	10-5-0		57		69		101		.52183	101	4		4	
DIV. I NON-CONF.		6-15-0		.28571	264	1-0-0		97		169		236		.45593	236	3		3	
<hr/>																			
TOTALS		RPI 1-25		RPI 26-50		W-L RECORDS		RPI 51-100		RPI 101-150		RPI 150+							
23-26-0		3-0-0		3-5-0		OVERALL		9-8-0		1-4-0		7-9-0							
11-7-0		3-0-0		1-0-0		HOME		5-4-0		0-0-0		2-3-0							
10-13-0		0-0-0		2-3-0		AWAY		4-3-0		1-2-0		3-5-0							
2-6-0		0-0-0		0-2-0		NEUTRAL		0-1-0		0-2-0		2-1-0							
6-15-0		0-0-0		1-4-0		NON-CONFERENCE		0-1-0		0-2-0		5-8-0							
3-3-0		0-0-0		1-0-0		HOME		0-0-0		0-0-0		2-3-0							
1-7-0		0-0-0		0-0-		AWAY		0-1-0		0-0-0		1-4-0							
2-5-0		0-0-0		0-2-0		NEUTRAL		0-0-0		0-2-0		2-1-0							
17-11-0		3-0-0		2-1-0		CONFERENCE		9-7-0		1-2-0		2-1-0							
8-4-0		3-0-0		0-0-0		HOME		5-4-0		0-0-0		0-0-0							
9-6-0		0-0-0		2-1-0		AWAY		4-2-0		1-2-0		2-1-0							
0-1-0		0-0-0		0-0-0		NEUTRAL		0-1-0		0-0-0		0-0-0							
RPI	S	Opponent		Score	RPI	S	Opponent		Score	RPI	S	Opponent		Score	RPI	S	Opponent		Score
25	H	Arizona		6 3	39	A	Arizona St.		3 1	52	H	Oregon St.		2 7	103	A	Southern California		1 6
25	H	Arizona		4 2	39	A	Arizona St.		16 7	52	H	Oregon St.		4 10	103	A	Southern California		2 5
25	H	Arizona		7 6	39	A	Arizona St.		0 5	52	H	Oregon St.		7 6	103	A	Southern California		14 8
					46	N	Minnesota		3 9	52	N	Oregon St.		2 10	124	N	Kansas St.		2 9
					46	N	Minnesota		1 6	68	A	California		6 5	124	N	Kansas St.		4 20
					48	A	BYU		3 14	68	A	California		2 9	151	A	Utah Valley		4 10
					48	A	BYU		0 6	68	A	California		8 3	151	H	Utah Valley		6 7
					48	H	BYU		8 1	74	A	St. Mary's (CA)		2 7	151	H	Utah Valley		11 12
										77	A	Oregon		4 1	166	N	Ball St.		11 5
										77	A	Oregon		5 9	169	H	UC Riverside		4 0
										77	A	Oregon		2 0	169	H	UC Riverside		3 5
										85	H	Stanford		9 7	169	H	UC Riverside		9 8
										85	H	Stanford		2 4	184	A	Washington St.		11 5
										85	H	Stanford		8 3	184	A	Washington St.		3 2
										94	H	UCLA		9 4	184	A	Washington St.		3 4
										94	H	UCLA		6 4	191	A	Houston Baptist		1 2
										94	H	UCLA		3 10	191	A	Houston Baptist		3 7
															191	A	Houston Baptist		2 0
															191	A	Houston Baptist		1 4
															199	N	Kansas		4 8
															199	N	Kansas		15 1
					LAST 15 GAMES														
					68	A	California		6 5	184	A	Washington St.		3 2					
					68	A	California		2 9	184	A	Washington St.		11 5					
					68	A	California		8 3	184	A	Washington St.		3 4					
					48	H	BYU		8 1										
					85	H	Stanford		8 3										

Non-Div. I Games:

Utah

85 H Stanford	2	4
85 H Stanford	9	7

U
t
a
h

U
t
a
h

Average RPI Win: 144		WON-LOST	WINNING	LAST 15	STRENGTH OF		OPP. STRENGTH	TEAM	ADJ	CONF.	ADJ CONF.			
Average RPI Loss: 129		RECORD	PCT. RANK	GAMES	SCHEDULE		OF SCHEDULE	RPI	RPI	RPI	RPI			
DIV. I ONLY		30-24-0	.55556	104	5-10-0		123	109	102	.52171	102	8	8	
DIV. I NON-CONF.		20-13-0	.60606	85	2-1-0		242	100	131	.50669	131	13	13	
TOTALS		RPI 1-25	RPI 26-50		W-L RECORDS		RPI 51-100		RPI 101-150		RPI 150+			
30-24-0		3-0-0	3-4-0		OVERALL		3-6-0		5-4-0		16-10-0			
21-7-0		3-0-0	3-1-0		HOME		3-3-0		5-1-0		7-2-0			
9-17-0		0-0-0	0-3-0		AWAY		0-3-0		0-3-0		9-8-0			
0-0-0		0-0-0	0-0-0		NEUTRAL		0-0-0		0-0-0		0-0-0			
20-13-0		0-0-0	1-0-0		NON-CONFERENCE		3-6-0		3-0-0		13-7-0			
14-5-0		0-0-0	1-0-0		HOME		3-3-0		3-0-0		7-2-0			
6-8-0		0-0-0	0-0-		AWAY		0-3-0		0-0-0		6-5-0			
0-0-0		0-0-0	0-0-0		NEUTRAL		0-0-0		0-0-0		0-0-0			
10-11-0		3-0-0	2-4-0		CONFERENCE		0-0-0		2-4-0		3-3-0			
7-2-0		3-0-0	2-1-0		HOME		0-0-0		2-1-0		0-0-0			
3-9-0		0-0-0	0-3-0		AWAY		0-0-0		0-3-0		3-3-0			
0-0-0		0-0-0	0-0-0		NEUTRAL		0-0-0		0-0-0		0-0-0			
RPI	S	Opponent	Score		RPI	S	Opponent	Score		RPI	S	Opponent	Score	
19	H	UC Santa Barbara	7	0	37	H	Michigan	5	1	68	A	California	4	5
19	H	UC Santa Barbara	4	3	42	A	Long Beach St.	0	2	68	H	California	1	7
19	H	UC Santa Barbara	10	5	42	A	Long Beach St.	3	14	82	A	Fresno St.	5	9
					42	A	Long Beach St.	1	4	82	H	Fresno St.	7	1
					44	H	Cal St. Fullerton	1	0	84	A	Pepperdine	4	12
					44	H	Cal St. Fullerton	1	2	84	H	Pepperdine	6	5
					44	H	Cal St. Fullerton	6	3	84	H	Pepperdine	6	5
										94	H	UCLA	6	2
										94	H	UCLA	0	19
										94	H	UCLA	6	7

Non-Div. I Games:

Cal Poly

116 H UC Irvine	2	11
116 H UC Irvine	9	1

RPI	S	Opponent	Score	
221	H	Pacific	6	3
221	H	Pacific	6	2
221	H	Pacific	7	6
228	H	San Jose St.	5	8
228	H	San Jose St.	7	4
228	H	San Jose St.	7	9
258	A	CSU Bakersfield	6	4
258	H	CSU Bakersfield	8	4

Average RPI Win:	81	WON-LOST	WINNING	LAST 15	STRENGTH OF	OPP. STRENGTH	TEAM	ADJ	CONF.	ADJ CONF.			
Average RPI Loss:	82	RECORD	PCT. RANK	GAMES	SCHEDULE	OF SCHEDULE	RPI	RPI	RPI	RPI			
DIV. I ONLY		25-27-0	.48077	170	7-8-0	44	34	103	.52139	103	4	4	
DIV. I NON-CONF.		12-12-0	.5	147	1-1-0	27	24	97	.52837	97	3	3	
<hr/>													
TOTALS	RPI 1-25	RPI 26-50		W-L RECORDS		RPI 51-100		RPI 101-150		RPI 150+			
25-27-0	4-6-0	5-2-0		OVERALL		9-13-0		4-3-0		3-3-0			
16-14-0	3-2-0	4-2-0		HOME		6-5-0		2-3-0		1-2-0			
9-12-0	1-4-0	1-0-0		AWAY		3-7-0		2-0-0		2-1-0			
0-1-0	0-0-0	0-0-0		NEUTRAL		0-1-0		0-0-0		0-0-0			
12-12-0	2-5-0	5-2-0		NON-CONFERENCE		2-1-0		2-2-0		1-2-0			
8-7-0	1-1-0	4-2-0		HOME		2-0-0		0-2-0		1-2-0			
4-5-0	1-4-0	1-0-		AWAY		0-1-0		2-0-0		0-0-0			
0-0-0	0-0-0	0-0-0		NEUTRAL		0-0-0		0-0-0		0-0-0			
13-15-0	2-1-0	0-0-0		CONFERENCE		7-12-0		2-1-0		2-1-0			
8-7-0	2-1-0	0-0-0		HOME		4-5-0		2-1-0		0-0-0			
5-7-0	0-0-0	0-0-0		AWAY		3-6-0		0-0-0		2-1-0			
0-1-0	0-0-0	0-0-0		NEUTRAL		0-1-0		0-0-0		0-0-0			
<hr/>													
RPI S	Opponent	Score		RPI S	Opponent	Score		RPI S	Opponent	Score			
11 H	Mississippi St.	7	8	26 H	Wake Forest	9	4	52 H	Oregon St.	10	1		
17 A	TCU	3	8	26 H	Wake Forest	4	5	52 H	Oregon St.	1	4		
17 A	TCU	11	12	26 H	Wake Forest	2	1	52 H	Oregon St.	1	3		
17 A	TCU	16	6	42 A	Long Beach St.	7	4	53 H	Washington	3	7		
19 A	UC Santa Barbara	1	10	42 H	Long Beach St.	8	3	53 H	Washington	0	6		
19 A	UC Santa Barbara	2	5	44 H	Cal St. Fullerton	3	2	53 H	Washington	4	3		
19 H	UC Santa Barbara	9	5	50 H	UConn	4	5	68 H	California	18	5		
25 H	Arizona	5	8					68 H	California	4	5		
25 H	Arizona	8	5					68 H	California	5	4		
25 H	Arizona	5	2					69 H	Oklahoma	5	4		
								77 A	Oregon	3	4		
								77 A	Oregon	5	8		
								77 A	Oregon	8	12		
								84 A	Pepperdine	2	3		
								84 H	Pepperdine	6	5		
								85 A	Stanford	1	0		
								85 A	Stanford	1	8		
								85 A	Stanford	8	11		
								94 A	UCLA	9	0		
								94 A	UCLA	5	3		
<hr/>													
				LAST 15 GAMES									
				52 H Oregon St.				1					4
				52 H Oregon St.				10					1
				52 H Oregon St.				1					3
				116 A UC Irvine				8					3
				94 A UCLA				9					0

Non-Div. I Games:

Southern California

A
u
s
t
i
n
P
e
a
y

Austin Peay

280	A	SIUE	12	9
280	A	SIUE	14	3

RPI	S	Opponent	Score	
266	H	UT Martin	6	5
266	H	UT Martin	7	9
266	H	UT Martin	8	3
273	H	Eastern Ill.	6	3
273	H	Eastern Ill.	5	3
273	H	Eastern Ill.	13	6
280	A	SIUE	7	4
280	A	SIUE	14	3
280	A	SIUE	12	9
292	H	Alcorn	12	0

Austin Peay

A
u
s
t
i
n
P
e
a
y

A
u
s
t
i
n
P
e
a
y

Average RPI Win:		115	WON-LOST		WINNING		LAST 15		STRENGTH OF		OPP. STRENGTH		TEAM	ADJ		CONF.	ADJ CONF.
Average RPI Loss:		81	RECORD		PCT. RANK		GAMES		SCHEDULE		OF SCHEDULE		RPI	RPI		RPI	RPI
DIV. I ONLY			24-27-0		.47059 180		7-8-0		20		55		105	.52059 105		3	3
DIV. I NON-CONF.			14-13-0		.51852 140		1-2-0		24		96		106	.52177 106		4	4
TOTALS		RPI 1-25		RPI 26-50		W-L RECORDS		RPI 51-100		RPI 101-150		RPI 150+					
24-27-0		3-3-0		3-5-0		OVERALL		5-10-0		4-8-0		9-1-0					
16-16-0		3-3-0		1-4-0		HOME		2-3-0		1-5-0		9-1-0					
8-11-0		0-0-0		2-1-0		AWAY		3-7-0		3-3-0		0-0-0					
0-0-0		0-0-0		0-0-0		NEUTRAL		0-0-0		0-0-0		0-0-0					
14-13-0		0-0-0		3-2-0		NON-CONFERENCE		3-6-0		1-5-0		7-0-0					
11-9-0		0-0-0		1-1-0		HOME		2-3-0		1-5-0		7-0-0					
3-4-0		0-0-0		2-0-		AWAY		1-3-0		0-0-0		0-0-0					
0-0-0		0-0-0		0-0-0		NEUTRAL		0-0-0		0-0-0		0-0-0					
10-14-0		3-3-0		0-3-0		CONFERENCE		2-4-0		3-3-0		2-1-0					
5-7-0		3-3-0		0-3-0		HOME		0-0-0		0-0-0		2-1-0					
5-7-0		0-0-0		0-0-0		AWAY		2-4-0		3-3-0		0-0-0					
0-0-0		0-0-0		0-0-0		NEUTRAL		0-0-0		0-0-0		0-0-0					
RPI	S	Opponent		Score		RPI	S	Opponent		Score		RPI	S	Opponent		Score	
12	H	Texas Tech		0 5		28	H	Oklahoma St.		2 6		53	H	Washington		7 12	
12	H	Texas Tech		4 3		28	H	Oklahoma St.		1 3		53	H	Washington		2 7	
12	H	Texas Tech		5 6		28	H	Oklahoma St.		7 10		53	H	Washington		9 5	
17	H	TCU		4 3		31	A	Dallas Baptist		3 5		66	H	Lamar		6 3	
17	H	TCU		8 5		31	A	Dallas Baptist		19 6		69	A	Oklahoma		3 4	
17	H	TCU		3 7		31	H	Dallas Baptist		8 3		69	A	Oklahoma		6 7	
						43	A	Sam Houston St.		5 1		69	A	Oklahoma		6 1	
						43	H	Sam Houston St.		5 6		71	A	Houston		2 11	
												71	A	Houston		4 10	
												71	A	Houston		4 2	
												75	A	West Virginia		8 6	
												75	A	West Virginia		1 5	
												75	A	West Virginia		0 10	
												97	A	UT Arlington		3 6	
												97	H	UT Arlington		2 9	

Non-Div. I Games:

Baylor

17	H	TCU	4	3
106	H	McNeese St.	7	12

Average RPI Win:		126	WON-LOST RECORD		WINNING PCT. RANK	LAST 15 GAMES	STRENGTH OF SCHEDULE		OPP. STRENGTH OF SCHEDULE	TEAM RPI	ADJ RPI	CONF. RPI	ADJ CONF. RPI				
Average RPI Loss:		127															
DIV. I ONLY			29-23-0		.55769	102	6-9-0		147	58	106	.52057	106	12	12		
DIV. I NON-CONF.			14-8-0		.63636	70	4-2-0		156	12	63	.54419	63	10	10		
TOTALS		RPI 1-25		RPI 26-50		W-L RECORDS		RPI 51-100		RPI 101-150		RPI 150+					
29-23-0		2-0-0		3-5-0		OVERALL		6-2-0		8-7-0		10-9-0					
16-10-0		1-0-0		3-4-0		HOME		1-0-0		7-4-0		4-2-0					
13-13-0		1-0-0		0-1-0		AWAY		5-2-0		1-3-0		6-7-0					
0-0-0		0-0-0		0-0-0		NEUTRAL		0-0-0		0-0-0		0-0-0					
14-8-0		2-0-0		1-1-0		NON-CONFERENCE		1-1-0		6-3-0		4-3-0					
8-3-0		1-0-0		1-0-0		HOME		1-0-0		5-3-0		0-0-0					
6-5-0		1-0-0		0-0-		AWAY		0-1-0		1-0-0		4-3-0					
0-0-0		0-0-0		0-0-0		NEUTRAL		0-0-0		0-0-0		0-0-0					
15-15-0		0-0-0		2-4-0		CONFERENCE		5-1-0		2-4-0		6-6-0					
8-7-0		0-0-0		2-4-0		HOME		0-0-0		2-1-0		4-2-0					
7-8-0		0-0-0		0-0-0		AWAY		5-1-0		0-3-0		2-4-0					
0-0-0		0-0-0		0-0-0		NEUTRAL		0-0-0		0-0-0		0-0-0					
RPI	S	Opponent		Score		RPI	S	Opponent		Score		RPI	S	Opponent		Score	
9	A	LSU		7	0	38	A	Louisiana Tech		7	9	66	A	Lamar		5	4
18	H	La.-Lafayette		7	2	38	H	Louisiana Tech		3	1	66	A	Lamar		1	5
						40	H	Northwestern St.		7	8	66	A	Lamar		1	0
						40	H	Northwestern St.		2	1	71	A	Houston		1	14
						40	H	Northwestern St.		1	7	71	H	Houston		4	1
						45	H	Southeastern La.		7	8	80	A	New Orleans		13	3
						45	H	Southeastern La.		0	4	80	A	New Orleans		6	1
						45	H	Southeastern La.		7	6	80	A	New Orleans		7	3
														115 H Bradley		9	3
														115 H Bradley		3	5
														115 H Bradley		3	1
														122 H Southern Ill.		8	4
														122 H Southern Ill.		5	2
														122 H Southern Ill.		1	2
														146 H La.-Monroe		4	12
														146 H La.-Monroe		11	2
														177 A Nicholls St.		0	3
														177 A Nicholls St.		5	6
														177 A Nicholls St.		1	2
														184 A Washington St.		8	2
														184 A Washington St.		9	12
														184 A Washington St.		6	2
														184 A Washington St.		10	2
														185 A UTSA		5	11
														185 A UTSA		11	8
														185 A UTSA		8	13
														191 H Houston Baptist		5	7
														191 H Houston Baptist		2	3
				LAST 15 GAMES													
				184	A	Washington St.		9	12	105	A	Baylor		12	7		
				184	A	Washington St.		8	2	111	A	SFA		6	12		
				184	A	Washington St.		6	2	111	A	SFA		2	11		
				184	A	Washington St.		10	2								
				108	H	Central Ark.		6	4								

Non-Div. I Games:

McNeese St.

108 H Central Ark.	5	3
108 H Central Ark.	4	5

RPI	S	Opponent	Score	
191	H	Houston Baptist	12	6
215	H	Abilene Christian	10	6
215	H	Abilene Christian	3	0
215	H	Abilene Christian	4	3
274	A	Incarnate Word	1	0
274	A	Incarnate Word	4	0
274	A	Incarnate Word	7	8

McNeese St.

McNeese St.

McNeese St.

[illegible]

Non-Div. I Games:

Cincinnati

71	H	Houston	1	0
71	H	Houston	1	3

C
i
n
c
i
n
n
a
t
i

C
i
n
c
i
n
n
a
t
i

Average RPI Win: 173		WON-LOST	WINNING	LAST 15	STRENGTH OF		OPP. STRENGTH	TEAM	ADJ	CONF.	ADJ CONF.
Average RPI Loss: 81		RECORD	PCT. RANK	GAMES	SCHEDULE		OF SCHEDULE	RPI	RPI	RPI	RPI
DIV. I ONLY		28-25-0	.5283	128	12-3-0		89	154	108	.51889	108
DIV. I NON-CONF.		12-11-0	.52174	133	3-0-0		148	235	144	.49976	144
TOTALS		RPI 1-25	RPI 26-50		W-L RECORDS		RPI 51-100		RPI 101-150		RPI 150+
28-25-0		0-1-0	4-5-0		OVERALL		3-13-0		6-3-0		15-3-0
21-6-0		0-0-0	4-2-0		HOME		0-3-0		4-0-0		13-1-0
6-18-0		0-1-0	0-3-0		AWAY		3-9-0		1-3-0		2-2-0
1-1-0		0-0-0	0-0-0		NEUTRAL		0-1-0		1-0-0		0-0-0
12-11-0		0-1-0	0-0-0		NON-CONFERENCE		1-9-0		2-1-0		9-0-0
9-3-0		0-0-0	0-0-0		HOME		0-3-0		1-0-0		8-0-0
2-7-0		0-1-0	0-0-		AWAY		1-5-0		0-1-0		1-0-0
1-1-0		0-0-0	0-0-0		NEUTRAL		0-1-0		1-0-0		0-0-0
16-14-0		0-0-0	4-5-0		CONFERENCE		2-4-0		4-2-0		6-3-0
12-3-0		0-0-0	4-2-0		HOME		0-0-0		3-0-0		5-1-0
4-11-0		0-0-0	0-3-0		AWAY		2-4-0		1-2-0		1-2-0
0-0-0		0-0-0	0-0-0		NEUTRAL		0-0-0		0-0-0		0-0-0
RPI S	Opponent	Score	RPI S	Opponent	Score	RPI S	Opponent	Score	RPI S	Opponent	Score
8 A	Vanderbilt	6 8	40 H	Northwestern St.	6 3	52 A	Oregon St.	2 6	106 A	McNeese St.	4 6
			40 H	Northwestern St.	5 7	52 A	Oregon St.	1 7	106 A	McNeese St.	3 5
			40 H	Northwestern St.	2 3	52 N	Oregon St.	2 6	106 A	McNeese St.	5 4
			43 A	Sam Houston St.	7 9	66 A	Lamar	6 7	111 H	SFA	5 4
			43 A	Sam Houston St.	3 6	66 A	Lamar	5 19	111 H	SFA	3 2
			43 A	Sam Houston St.	0 2	66 A	Lamar	2 9	111 H	SFA	9 7
			45 H	Southeastern La.	13 5	69 A	Oklahoma	0 3	121 A	Little Rock	5 6
			45 H	Southeastern La.	3 2	72 A	Southeast Mo. St.	2 6	121 H	Little Rock	6 1
			45 H	Southeastern La.	3 2	72 A	Southeast Mo. St.	1 0	121 N	Little Rock	7 6
						72 A	Southeast Mo. St.	0 6	177 A	Nicholls St.	7 2
						80 A	New Orleans	3 7	177 A	Nicholls St.	5 6
						80 A	New Orleans	9 7	177 A	Nicholls St.	2 8
						80 A	New Orleans	4 3	179 H	Tennessee Tech	14 6
						98 H	Missouri St.	1 12	191 H	Houston Baptist	8 7
						98 H	Missouri St.	6 10	191 H	Houston Baptist	11 0
						98 H	Missouri St.	5 6	191 H	Houston Baptist	2 3
									272 A	Ark.-Pine Bluff	9 0
									272 H	Ark.-Pine Bluff	4 3
									272 H	Ark.-Pine Bluff	4 0
									273 H	Eastern Ill.	6 5
									273 H	Eastern Ill.	4 3
									273 H	Eastern Ill.	9 1
									273 H	Eastern Ill.	4 2
						300 H	Mississippi Val.	11 1	274 H	Incarinate Word	21 10
						272 A	Ark.-Pine Bluff	9 0	274 H	Incarinate Word	20 4
						274 H	Incarinate Word	20 4	274 H	Incarinate Word	9 0
									300 H	Mississippi Val.	11 1
LAST 15 GAMES			45 H	Southeastern La.	3 2						
			45 H	Southeastern La.	3 2						
			45 H	Southeastern La.	13 5						
			121 N	Little Rock	7 6						
			106 A	McNeese St.	4 6						

Non-Div. I Games:

Central Ark.

106 A McNeese St.	3	5
106 A McNeese St.	5	4

C
e
n
t
r
a
l
A
r
k
.

C
e
n
t
r
a
l
A
r
k
.

Average RPI Win:	153	WON-LOST RECORD	WINNING PCT. RANK	LAST 15 GAMES	STRENGTH OF SCHEDULE	OPP. STRENGTH OF SCHEDULE	TEAM RPI	ADJ RPI	CONF. RPI	ADJ CONF. RPI	
DIV. I ONLY		26-27-0	.49057 157	8-7-0	106	72	109	.51835 109	11	11	
DIV. I NON-CONF.		13-13-0	.5 147	3-1-0	87	20	72	.54107 71	8	8	
<hr/>											
TOTALS	RPI 1-25	RPI 26-50	W-L RECORDS		RPI 51-100	RPI 101-150	RPI 150+				
26-27-0	1-2-0	1-11-0	OVERALL		5-6-0	6-4-0	13-4-0				
9-12-0	0-0-0	0-4-0	HOME		2-4-0	2-3-0	5-1-0				
17-15-0	1-2-0	1-7-0	AWAY		3-2-0	4-1-0	8-3-0				
0-0-0	0-0-0	0-0-0	NEUTRAL		0-0-0	0-0-0	0-0-0				
13-13-0	1-2-0	0-6-0	NON-CONFERENCE		3-2-0	2-2-0	7-1-0				
3-3-0	0-0-0	0-1-0	HOME		0-0-0	0-2-0	3-0-0				
10-10-0	1-2-0	0-0-	AWAY		3-2-0	2-0-0	4-1-0				
0-0-0	0-0-0	0-0-0	NEUTRAL		0-0-0	0-0-0	0-0-0				
13-14-0	0-0-0	1-5-0	CONFERENCE		2-4-0	4-2-0	6-3-0				
6-9-0	0-0-0	0-3-0	HOME		2-4-0	2-1-0	2-1-0				
7-5-0	0-0-0	1-2-0	AWAY		0-0-0	2-1-0	4-2-0				
0-0-0	0-0-0	0-0-0	NEUTRAL		0-0-0	0-0-0	0-0-0				
RPI S	Opponent	Score	RPI S	Opponent	Score	RPI S	Opponent	Score	RPI S	Opponent	Score
17 A	TCU	5 3	30 H	Gonzaga	7 9	74 H	St. Mary's (CA)	3 9	103 A	Southern California	8 0
17 A	TCU	0 5	30 H	Gonzaga	0 4	74 H	St. Mary's (CA)	3 8	103 H	Southern California	3 4
17 A	TCU	0 1	30 H	Gonzaga	1 4	74 H	St. Mary's (CA)	5 3	116 A	UC Irvine	7 2
			36 A	Nebraska	0 3	84 H	Pepperdine	0 6	116 H	UC Irvine	1 5
			36 A	Nebraska	4 5	84 H	Pepperdine	8 9	120 A	San Diego	7 2
			36 A	Nebraska	4 6	84 H	Pepperdine	7 0	120 A	San Diego	1 5
			36 A	Nebraska	0 7	87 A	FIU	0 6	120 A	San Diego	8 5
			42 A	Long Beach St.	4 6	87 A	FIU	5 4	138 H	San Francisco	3 4
			42 H	Long Beach St.	4 5	87 A	FIU	10 3	138 H	San Francisco	5 1
			48 A	BYU	4 7	87 A	FIU	8 4	138 H	San Francisco	13 4
			48 A	BYU	10 5	94 A	UCLA	5 6	169 A	UC Riverside	5 4
			48 A	BYU	1 4				169 H	UC Riverside	2 1
									172 H	Hawaii	13 2
									183 A	Santa Clara	5 0
									183 A	Santa Clara	11 8
									183 A	Santa Clara	1 9
									221 A	Pacific	9 1
									221 A	Pacific	7 4
									221 A	Pacific	1 7
									228 A	San Jose St.	4 3
									228 A	San Jose St.	5 8
									228 A	San Jose St.	13 4
									232 H	Portland	8 1
									232 H	Portland	1 3
									232 H	Portland	3 0
									258 A	CSU Bakersfield	17 5
									258 H	CSU Bakersfield	7 3
<hr/>											
			LAST 15 GAMES								
			42 H	Long Beach St.	4 5	74 H	St. Mary's (CA)	3 8			
			30 H	Gonzaga	7 9	183 A	Santa Clara	5 0			
			30 H	Gonzaga	0 4	183 A	Santa Clara	11 8			
			30 H	Gonzaga	1 4						
			169 A	UC Riverside	5 4						

Non-Div. I Games:

Loyola Marymount

74 H St. Mary's (CA)	5	3
74 H St. Mary's (CA)	3	9

L
o
y
o
l
a
M
a
r
y
m
o
u
n
t

L
o
y
o
l
a
M
a
r
y
m
o
u
n
t

Average RPI Win: 186		WON-LOST	WINNING	LAST 15	STRENGTH OF		OPP. STRENGTH	TEAM	ADJ	CONF.	ADJ CONF.						
Average RPI Loss: 139		RECORD	PCT. RANK	GAMES	SCHEDULE		OF SCHEDULE	RPI	RPI	RPI	RPI						
DIV. I ONLY		30-25-0	.54545	113	7-7-0		136	205	110	.51771	110	21	21				
DIV. I NON-CONF.		13-12-0	.52	135	0-2-0		60	205	75	.54043	74	24	24				
TOTALS		RPI 1-25	RPI 26-50		W-L RECORDS		RPI 51-100		RPI 101-150		RPI 150+						
30-25-0		0-3-0	0-0-0		OVERALL		6-9-0		3-1-0		21-12-0						
17-4-0		0-0-0	0-0-0		HOME		4-0-0		2-1-0		11-3-0						
10-20-0		0-3-0	0-0-0		AWAY		2-9-0		0-0-0		8-8-0						
3-1-0		0-0-0	0-0-0		NEUTRAL		0-0-0		1-0-0		2-1-0						
13-12-0		0-3-0	0-0-0		NON-CONFERENCE		3-6-0		1-0-0		9-3-0						
5-1-0		0-0-0	0-0-0		HOME		1-0-0		0-0-0		4-1-0						
5-10-0		0-3-0	0-0-		AWAY		2-6-0		0-0-0		3-1-0						
3-1-0		0-0-0	0-0-0		NEUTRAL		0-0-0		1-0-0		2-1-0						
17-13-0		0-0-0	0-0-0		CONFERENCE		3-3-0		2-1-0		12-9-0						
12-3-0		0-0-0	0-0-0		HOME		3-0-0		2-1-0		7-2-0						
5-10-0		0-0-0	0-0-0		AWAY		0-3-0		0-0-0		5-7-0						
0-0-0		0-0-0	0-0-0		NEUTRAL		0-0-0		0-0-0		0-0-0						
RPI S	Opponent	Score		RPI S	Opponent	Score		RPI S	Opponent	Score		RPI S	Opponent	Score			
1 A	Louisville	5	9					55 A	Kentucky	5	10	104 H	Austin Peay	7	6		
7 A	North Carolina St.	5	7					57 A	Ohio St.	0	1	104 H	Austin Peay	2	6		
8 A	Vanderbilt	0	6					57 A	Ohio St.	3	7	104 H	Austin Peay	11	1		
								64 A	Marshall	5	6	119 N	Arkansas St.	2	1		
								64 H	Marshall	13	0	154 H	Miami (OH)	17	3		
								72 A	Southeast Mo. St.	1	5	161 H	Longwood	9	8		
								72 A	Southeast Mo. St.	4	5	162 N	Omaha	14	0		
								72 A	Southeast Mo. St.	5	6	162 N	Omaha	5	6		
								78 A	Tennessee	5	6	179 H	Tennessee Tech	5	4		
								88 H	Jacksonville St.	15	14	179 H	Tennessee Tech	6	1		
								88 H	Jacksonville St.	14	5	179 H	Tennessee Tech	11	6		
								88 H	Jacksonville St.	14	6	195 A	Murray St.	4	5		
								95 A	Xavier	1	7	195 A	Murray St.	12	6		
								95 A	Xavier	3	1	195 A	Murray St.	3	10		
								95 A	Xavier	3	2	196 H	Belmont	12	11		
												196 H	Belmont	9	0		
												196 H	Belmont	8	20		
												211 A	Eastern Ky.	6	8		
												211 A	Eastern Ky.	3	19		
												211 A	Eastern Ky.	16	2		
												229 N	Saint Louis	4	1		
												236 A	Ohio	3	15		
												236 H	Ohio	3	5		
												248 H	Siena	24	7		
												248 H	Siena	11	4		
												266 H	UT Martin	26	7		
												266 H	UT Martin	10	4		
LAST 15 GAMES				LAST 15 GAMES				LAST 15 GAMES				LAST 15 GAMES					
195 A Murray St.				4	5	273 A Eastern Ill.				2	6	236 H Ohio				3	5
195 A Murray St.				12	6	273 A Eastern Ill.				1	5	248 H Siena				24	7
195 A Murray St.				3	10	273 A Eastern Ill.				23	7	248 H Siena				11	4
8 A Vanderbilt				0	6							266 H UT Martin				26	7
88 H Jacksonville St.				14	5							266 H UT Martin				10	4

Non-Div. I Games: West Va. Tech 15 3

Morehead St.

Morehead St.

88 H Jacksonville St.	15	14
88 H Jacksonville St.	14	6

Through Games Of May 23, 2016

RPI	S	Opponent	Score	
266	H	UT Martin	4	6
273	A	Eastern Ill.	1	5
273	A	Eastern Ill.	2	6
273	A	Eastern Ill.	23	7
278	A	N.C. Central	24	4
278	A	N.C. Central	4	1
278	A	N.C. Central	4	2
280	A	SIUE	11	2
280	A	SIUE	0	2
280	A	SIUE	2	0

Morehead St.

M
o
r
e
h
e
a
d
s
t
.

M
o
r
e
h
e
a
d
s
t
.

Average RPI Win: 155		WON-LOST RECORD		WINNING PCT. RANK		LAST 15 GAMES		STRENGTH OF SCHEDULE		OPP. STRENGTH OF SCHEDULE		TEAM RPI		ADJ RPI		CONF. RPI		ADJ CONF. RPI	
DIV. I ONLY		27-28-0		.49091 152		8-7-0		96		112		111		.51631 111		12		12	
DIV. I NON-CONF.		12-12-0		.5 147		2-4-0		29		128		57		.54587 57		10		10	
TOTALS		RPI 1-25		RPI 26-50		W-L RECORDS		RPI 51-100		RPI 101-150		RPI 150+							
27-28-0		0-2-0		3-5-0		OVERALL		3-9-0		8-6-0		13-6-0							
14-9-0		0-0-0		0-0-0		HOME		1-6-0		4-1-0		9-2-0							
12-18-0		0-2-0		2-4-0		AWAY		2-3-0		4-5-0		4-4-0							
1-1-0		0-0-0		1-1-0		NEUTRAL		0-0-0		0-0-0		0-0-0							
12-12-0		0-2-0		1-1-0		NON-CONFERENCE		2-4-0		5-3-0		4-2-0							
5-2-0		0-0-0		0-0-0		HOME		0-1-0		1-1-0		4-0-0							
6-9-0		0-2-0		0-0-		AWAY		2-3-0		4-2-0		0-2-0							
1-1-0		0-0-0		1-1-0		NEUTRAL		0-0-0		0-0-0		0-0-0							
15-16-0		0-0-0		2-4-0		CONFERENCE		1-5-0		3-3-0		9-4-0							
9-7-0		0-0-0		0-0-0		HOME		1-5-0		3-0-0		5-2-0							
6-9-0		0-0-0		2-4-0		AWAY		0-0-0		0-3-0		4-2-0							
0-0-0		0-0-0		0-0-0		NEUTRAL		0-0-0		0-0-0		0-0-0							
RPI S	Opponent	Score		RPI S	Opponent	Score		RPI S	Opponent	Score		RPI S	Opponent	Score					
4 A	Texas A&M	1	21	28 N	Oklahoma St.	2	8	66 H	Lamar	9	10	106 H	McNeese St.	8	2				
17 A	TCU	2	3	28 N	Oklahoma St.	5	4	66 H	Lamar	6	13	106 H	McNeese St.	11	2				
				40 A	Northwestern St.	3	10	66 H	Lamar	0	12	106 H	McNeese St.	12	6				
				40 A	Northwestern St.	4	1	72 A	Southeast Mo. St.	6	15	108 A	Central Ark.	7	9				
				40 A	Northwestern St.	2	4	72 A	Southeast Mo. St.	3	2	108 A	Central Ark.	4	5				
				43 A	Sam Houston St.	3	7	72 A	Southeast Mo. St.	5	9	108 A	Central Ark.	2	3				
				43 A	Sam Houston St.	6	8	80 H	New Orleans	4	5	121 H	Little Rock	2	7				
				43 A	Sam Houston St.	8	4	80 H	New Orleans	11	19	124 A	Kansas St.	5	11				
								80 H	New Orleans	16	6	124 A	Kansas St.	6	5				
								97 A	UT Arlington	7	13	145 A	New Mexico St.	5	4				
								97 A	UT Arlington	12	1	145 A	New Mexico St.	14	7				
								97 H	UT Arlington	5	13	145 A	New Mexico St.	8	2				
												145 A	New Mexico St.	6	7				
												146 H	La.-Monroe	6	2				
												163 H	Sacred Heart	15	1				
												163 H	Sacred Heart	7	5				
												163 H	Sacred Heart	13	11				
												175 A	Wichita St.	4	12				
												175 A	Wichita St.	2	10				
												191 A	Houston Baptist	1	12				
												191 A	Houston Baptist	2	6				
												191 A	Houston Baptist	15	3				
												191 H	Houston Baptist	8	7				
												215 A	Abilene Christian	7	2				
												215 A	Abilene Christian	13	4				
												215 A	Abilene Christian	11	2				
												226 H	A&M-Corpus Christi	3	2				
				LAST 15 GAMES															
				66 H	Lamar	0	12	106 H	McNeese St.	12	6	191 H	Houston Baptist	8	7				
				66 H	Lamar	9	10	106 H	McNeese St.	11	2	215 A	Abilene Christian	7	2				
				66 H	Lamar	6	13	106 H	McNeese St.	8	2	215 A	Abilene Christian	13	4				
				17 A	TCU	2	3					215 A	Abilene Christian	11	2				
				72 A	Southeast Mo. St.	5	9					226 H	A&M-Corpus Christi	3	2				

Non-Div. I Games:

SFA

SFA

72	A	Southeast Mo. St.	6	15
72	A	Southeast Mo. St.	3	2

Through Games Of May 23, 2016

RPI	S	Opponent	Score	
226	H	A&M-Corpus Christi	9	11
226	H	A&M-Corpus Christi	7	6
274	H	Incarnate Word	11	1
274	H	Incarnate Word	7	1
274	H	Incarnate Word	4	14
282	H	Texas Southern	17	3

SFA

S
F
A

S
F
A

Average RPI Win:	209	WON-LOST	WINNING	LAST 15	STRENGTH OF	OPP. STRENGTH	TEAM	ADJ	CONF.	ADJ CONF.	
Average RPI Loss:	124	RECORD	PCT. RANK	GAMES	SCHEDULE	OF SCHEDULE	RPI	RPI	RPI	RPI	
DIV. I ONLY	35-19-0	.64815	49	10-5-0	235	217	112	.51621	112	28	28
DIV. I NON-CONF.	14-13-0	.51852	140	1-2-0	151	107	145	.49975	145	27	28
<hr/>											
TOTALS	RPI 1-25	RPI 26-50		W-L RECORDS		RPI 51-100		RPI 101-150		RPI 150+	
35-19-0	0-0-0	3-1-0		OVERALL		2-7-0		1-5-0		29-6-0	
24-4-0	0-0-0	3-1-0		HOME		1-1-0		0-0-0		20-2-0	
11-14-0	0-0-0	0-0-0		AWAY		1-6-0		1-5-0		9-3-0	
0-1-0	0-0-0	0-0-0		NEUTRAL		0-0-0		0-0-0		0-1-0	
<hr/>											
14-13-0	0-0-0	3-1-0		NON-CONFERENCE		2-7-0		0-3-0		9-2-0	
13-3-0	0-0-0	3-1-0		HOME		1-1-0		0-0-0		9-1-0	
1-9-0	0-0-0	0-0-		AWAY		1-6-0		0-3-0		0-0-0	
0-1-0	0-0-0	0-0-0		NEUTRAL		0-0-0		0-0-0		0-1-0	
<hr/>											
21-6-0	0-0-0	0-0-0		CONFERENCE		0-0-0		1-2-0		20-4-0	
11-1-0	0-0-0	0-0-0		HOME		0-0-0		0-0-0		11-1-0	
10-5-0	0-0-0	0-0-0		AWAY		0-0-0		1-2-0		9-3-0	
0-0-0	0-0-0	0-0-0		NEUTRAL		0-0-0		0-0-0		0-0-0	
<hr/>											
RPI S	Opponent	Score	RPI S	Opponent	Score	RPI S	Opponent	Score	RPI S	Opponent	Score
			46 H	Minnesota	13 3	52 A	Oregon St.	4 5	116 A	UC Irvine	4 8
			46 H	Minnesota	2 12	53 A	Washington	4 12	116 A	UC Irvine	2 3
			46 H	Minnesota	4 1	53 A	Washington	1 3	116 A	UC Irvine	0 4
			46 H	Minnesota	5 4	53 H	Washington	3 2	145 A	New Mexico St.	10 9
						74 A	St. Mary's (CA)	5 10	145 A	New Mexico St.	5 8
						74 A	St. Mary's (CA)	2 5	145 A	New Mexico St.	5 7
						74 A	St. Mary's (CA)	0 1	151 A	Utah Valley	5 3
						74 A	St. Mary's (CA)	4 1	151 A	Utah Valley	1 0
						77 H	Oregon	4 6	151 A	Utah Valley	8 9
									165 H	Oakland	10 1
									165 H	Oakland	2 0
									165 H	Oakland	7 1
									165 H	Oakland	4 5
									176 A	Sacramento St.	6 3
									176 A	Sacramento St.	3 6
									176 A	Sacramento St.	3 0
									184 H	Washington St.	7 4
									210 H	Grand Canyon	10 3
									210 H	Grand Canyon	4 8
									210 H	Grand Canyon	4 1
									232 H	Portland	4 3
									232 N	Portland	3 4
			LAST 15 GAMES						258 H	CSU Bakersfield	10 4
			176 A	Sacramento St.	6 3	145 A	New Mexico St.	5 7	258 H	CSU Bakersfield	6 3
			176 A	Sacramento St.	3 0	145 A	New Mexico St.	5 8	258 H	CSU Bakersfield	7 3
			176 A	Sacramento St.	3 6	145 A	New Mexico St.	10 9	262 H	Northern Colo.	10 3
			262 H	Northern Colo.	8 1				262 H	Northern Colo.	4 2
			262 H	Northern Colo.	4 2						

Non-Div. I Games:

Seattle

Seattle

262	H	Northern Colo.	10	3
184	H	Washington St.	7	4

Through Games Of May 23, 2016

RPI	S	Opponent	Score	
262	H	Northern Colo.	8	1
264	H	Bowling Green	7	0
264	H	Bowling Green	7	0
264	H	Bowling Green	3	0
264	H	Bowling Green	9	3
281	H	UTRGV	6	4
281	H	UTRGV	7	4
281	H	UTRGV	5	3
290	A	North Dakota	12	6
290	A	North Dakota	2	15
290	A	North Dakota	7	5
293	A	Chicago St.	14	1
293	A	Chicago St.	12	4
293	A	Chicago St.	12	2

Seattle

S
e
a
t
t
l
e

S
e
a
t
t
l
e

Average RPI Win: 163		WON-LOST	WINNING	LAST 15	STRENGTH OF		OPP. STRENGTH	TEAM	ADJ	CONF.	ADJ CONF.
Average RPI Loss: 59		RECORD	PCT. RANK	GAMES	SCHEDULE		OF SCHEDULE	RPI	RPI	RPI	RPI
DIV. I ONLY		26-29-0	.47273	172	6-9-0		53	36	113	.51569	113
DIV. I NON-CONF.		17-8-0	.68	50	1-1-0		235	254	130	.50742	130
TOTALS		RPI 1-25	RPI 26-50		W-L RECORDS		RPI 51-100		RPI 101-150		RPI 150+
26-29-0		0-15-0	1-2-0		OVERALL		7-5-0		6-4-0		12-3-0
15-13-0		0-6-0	1-2-0		HOME		5-1-0		2-1-0		7-3-0
4-13-0		0-9-0	0-0-0		AWAY		2-3-0		2-1-0		0-0-0
7-3-0		0-0-0	0-0-0		NEUTRAL		0-1-0		2-2-0		5-0-0
17-8-0		0-0-0	0-0-0		NON-CONFERENCE		3-3-0		2-2-0		12-3-0
9-4-0		0-0-0	0-0-0		HOME		2-1-0		0-0-0		7-3-0
1-1-0		0-0-0	0-0-		AWAY		1-1-0		0-0-0		0-0-0
7-3-0		0-0-0	0-0-0		NEUTRAL		0-1-0		2-2-0		5-0-0
9-21-0		0-15-0	1-2-0		CONFERENCE		4-2-0		4-2-0		0-0-0
6-9-0		0-6-0	1-2-0		HOME		3-0-0		2-1-0		0-0-0
3-12-0		0-9-0	0-0-0		AWAY		1-2-0		2-1-0		0-0-0
0-0-0		0-0-0	0-0-0		NEUTRAL		0-0-0		0-0-0		0-0-0
RPI S	Opponent	Score	RPI S	Opponent	Score	RPI S	Opponent	Score	RPI S	Opponent	Score
2 A	Florida	3 4	34 H	Georgia	4 7	51 N	Illinois	4 6	117 A	Arkansas	10 1
2 A	Florida	5 7	34 H	Georgia	2 5	55 A	Kentucky	1 2	117 A	Arkansas	8 5
2 A	Florida	2 6	34 H	Georgia	5 0	55 A	Kentucky	9 3	117 A	Arkansas	6 7
5 A	South Carolina	2 9				55 A	Kentucky	2 7	132 N	Seton Hall	7 0
5 A	South Carolina	1 5				72 H	Southeast Mo. St.	2 7	132 N	Seton Hall	4 1
5 A	South Carolina	5 8				72 H	Southeast Mo. St.	13 6	132 N	Seton Hall	4 8
8 H	Vanderbilt	7 17				78 H	Tennessee	8 3	132 N	Seton Hall	1 9
8 H	Vanderbilt	6 8				78 H	Tennessee	6 5	135 H	Auburn	2 0
8 H	Vanderbilt	0 2				78 H	Tennessee	5 4	135 H	Auburn	4 3
9 H	LSU	2 15				87 A	FIU	7 6	135 H	Auburn	9 11
9 H	LSU	5 7				98 A	Missouri St.	1 16	187 H	Ill.-Chicago	2 4
9 H	LSU	5 9				98 H	Missouri St.	17 9	187 H	Ill.-Chicago	10 5
11 A	Mississippi St.	2 8							187 H	Ill.-Chicago	13 5
11 A	Mississippi St.	3 4							187 H	Ill.-Chicago	7 4
11 A	Mississippi St.	1 3							229 N	Saint Louis	5 3
									250 N	Hofstra	8 0
									250 N	Hofstra	12 2
									250 N	Hofstra	11 4
									250 N	Hofstra	3 2
									259 H	Youngstown St.	8 3
									259 H	Youngstown St.	2 3
									259 H	Youngstown St.	3 4
									272 H	Ark.-Pine Bluff	2 0
									280 H	SIUE	9 6
									297 H	Alabama A&M	5 3
			LAST 15 GAMES			11 A	Mississippi St.	3 4			
			55 A	Kentucky	2 7	11 A	Mississippi St.	2 8			
			55 A	Kentucky	1 2	51 N	Illinois	4 6			
			55 A	Kentucky	9 3						
			34 H	Georgia	2 5						
			34 H	Georgia	5 0						

Non-Div. I Games:

Missouri

34 H Georgia	4	7
11 A Mississippi St.	1	3

M
i
s
s
o
u
r
i

M
i
s
s
o
u
r
i

Average RPI Win: 170		WON-LOST RECORD		WINNING PCT. RANK		LAST 15 GAMES		STRENGTH OF SCHEDULE		OPP. STRENGTH OF SCHEDULE		TEAM RPI		ADJ RPI		CONF. RPI		ADJ CONF. RPI	
DIV. I ONLY		24-30-0		.44444 194		5-10-0		45		126		114		.51544 114		15		15	
DIV. I NON-CONF.		15-18-0		.45455 174		1-1-0		18		69		78		.53931 78		17		17	
TOTALS		RPI 1-25		RPI 26-50		W-L RECORDS		RPI 51-100		RPI 101-150		RPI 150+							
24-30-0		2-7-0		0-0-0		OVERALL		3-9-0		2-4-0		17-10-0							
13-11-0		1-1-0		0-0-0		HOME		3-5-0		0-0-0		9-5-0							
11-18-0		1-6-0		0-0-0		AWAY		0-3-0		2-4-0		8-5-0							
0-1-0		0-0-0		0-0-0		NEUTRAL		0-1-0		0-0-0		0-0-0							
15-18-0		2-7-0		0-0-0		NON-CONFERENCE		2-4-0		2-4-0		9-3-0							
7-5-0		1-1-0		0-0-0		HOME		2-3-0		0-0-0		4-1-0							
8-12-0		1-6-0		0-0-		AWAY		0-0-0		2-4-0		5-2-0							
0-1-0		0-0-0		0-0-0		NEUTRAL		0-1-0		0-0-0		0-0-0							
9-12-0		0-0-0		0-0-0		CONFERENCE		1-5-0		0-0-0		8-7-0							
6-6-0		0-0-0		0-0-0		HOME		1-2-0		0-0-0		5-4-0							
3-6-0		0-0-0		0-0-0		AWAY		0-3-0		0-0-0		3-3-0							
0-0-0		0-0-0		0-0-0		NEUTRAL		0-0-0		0-0-0		0-0-0							
RPI	S	Opponent		Score		RPI	S	Opponent		Score		RPI	S	Opponent		Score			
2	A	Florida		2	4					51	H	Illinois	2	4	137	A	Evansville	7	13
2	A	Florida		4	8					51	H	Illinois	3	2	137	A	Evansville	1	5
2	A	Florida		3	12					51	H	Illinois	2	4	137	A	Evansville	0	1
3	A	Miami (FL)		2	6					54	H	North Florida	4	2	140	A	Florida A&M	6	5
3	A	Miami (FL)		3	8					54	H	North Florida	3	6	140	A	Florida A&M	9	14
3	H	Miami (FL)		0	4					54	H	North Florida	10	11	140	A	Florida A&M	8	6
16	A	Florida St.		11	8					73	A	Jacksonville	3	4	153	H	Kennesaw St.	1	7
22	A	Fla. Atlantic		2	5					73	A	Jacksonville	0	5	153	H	Kennesaw St.	7	8
22	H	Fla. Atlantic		3	2					73	A	Jacksonville	3	6	153	H	Kennesaw St.	2	7
										83	N	Michigan St.	6	7	170	A	Bethune-Cookman	15	5
										100	H	Rutgers	9	6	170	A	Bethune-Cookman	9	6
										100	H	Rutgers	2	9	170	A	Bethune-Cookman	0	1
															173	H	Stetson	4	2
															173	H	Stetson	11	6
															173	H	Stetson	3	5
															174	A	South Fla.	13	6
															174	H	South Fla.	4	3
															194	A	Lipscomb	7	4
															194	A	Lipscomb	19	4
															194	A	Lipscomb	4	5
															216	H	Quinnipiac	8	4
															216	H	Quinnipiac	9	10
															216	H	Quinnipiac	10	3
															216	H	Quinnipiac	10	4
															220	A	USC Upstate	3	7
															220	A	USC Upstate	18	21
															220	A	USC Upstate	18	21
															220	A	USC Upstate	15	13
				LAST 15 GAMES															
				153	H	Kennesaw St.	7	8	16	A	Florida St.	11	8						
				153	H	Kennesaw St.	1	7	220	A	USC Upstate	15	13						
				153	H	Kennesaw St.	2	7	220	A	USC Upstate	18	21						
				3	A	Miami (FL)	3	8											
				194	A	Lipscomb	7	4											

Non-Div. I Games:

FGCU

194	A	Lipscomb	19	4
194	A	Lipscomb	4	5

RPI	S	Opponent	Score	
244	A	ETSU	11	10
244	A	ETSU	7	4
244	A	ETSU	4	6
263	H	NJIT	4	3
263	H	NJIT	6	5
263	H	NJIT	10	1

Average RPI Win:	161	WON-LOST RECORD	WINNING PCT. RANK	LAST 15 GAMES	STRENGTH OF SCHEDULE	OPP. STRENGTH OF SCHEDULE	TEAM RPI	ADJ RPI	CONF. RPI	ADJ CONF. RPI	
Average RPI Loss:	154										
DIV. I ONLY	23-19-0	.54762	109	8-5-0	200	146	115	.51527	115	10	10
DIV. I NON-CONF.	12-10-0	.54545	119	0-0-0	275	232	159	.49285	159	12	12
<hr/>											
TOTALS	RPI 1-25	RPI 26-50		W-L RECORDS		RPI 51-100		RPI 101-150		RPI 150+	
23-19-0	0-0-0	3-1-0		OVERALL		3-4-0		6-6-0		11-8-0	
5-4-0	0-0-0	2-1-0		HOME		2-3-0		0-0-0		1-0-0	
10-13-0	0-0-0	0-0-0		AWAY		0-1-0		6-6-0		4-6-0	
8-2-0	0-0-0	1-0-0		NEUTRAL		1-0-0		0-0-0		6-2-0	
<hr/>											
12-10-0	0-0-0	1-0-0		NON-CONFERENCE		1-1-0		2-4-0		8-5-0	
1-0-0	0-0-0	0-0-0		HOME		0-0-0		0-0-0		1-0-0	
3-8-0	0-0-0	0-0-		AWAY		0-1-0		2-4-0		1-3-0	
8-2-0	0-0-0	1-0-0		NEUTRAL		1-0-0		0-0-0		6-2-0	
<hr/>											
11-9-0	0-0-0	2-1-0		CONFERENCE		2-3-0		4-2-0		3-3-0	
4-4-0	0-0-0	2-1-0		HOME		2-3-0		0-0-0		0-0-0	
7-5-0	0-0-0	0-0-0		AWAY		0-0-0		4-2-0		3-3-0	
0-0-0	0-0-0	0-0-0		NEUTRAL		0-0-0		0-0-0		0-0-0	
<hr/>											
RPI	S	Opponent	Score	RPI	S	Opponent	Score	RPI	S	Opponent	Score
				30	N	Gonzaga	5 4	63	H	Indiana St.	2 4
				31	H	Dallas Baptist	3 4	63	H	Indiana St.	2 6
				31	H	Dallas Baptist	2 1	63	H	Indiana St.	5 3
				31	H	Dallas Baptist	3 2	86	A	Iowa	6 7
								90	N	Notre Dame	4 3
								98	H	Missouri St.	3 8
								98	H	Missouri St.	2 1
									</		

63 H Indiana St.	5	3
213 A Illinois St.	3	4

RPI	S	Opponent	Score	
274	A	Incarnate Word	2	6
276	A	Butler	1	3
276	A	Butler	9	5
282	N	Texas Southern	7	9

Bradley

B
r
a
d
l
e
y

B
r
a
d
l
e
y

Average RPI Win:		136	WON-LOST RECORD		WINNING PCT. RANK	LAST 15 GAMES	STRENGTH OF SCHEDULE		OPP. STRENGTH OF SCHEDULE	TEAM RPI	ADJ RPI	CONF. RPI	ADJ CONF. RPI		
Average RPI Loss:		119													
DIV. I ONLY			29-24-0		.54717	110	5-10-0		168	52	116	.51519	116	8	8
DIV. I NON-CONF.			20-12-0		.625	73	2-4-0		244	23	112	.51779	112	13	13
TOTALS		RPI 1-25		RPI 26-50		W-L RECORDS		RPI 51-100		RPI 101-150		RPI 150+			
29-24-0		1-2-0		2-4-0		OVERALL		6-4-0		9-5-0		11-9-0			
16-10-0		1-2-0		1-2-0		HOME		4-1-0		5-2-0		5-3-0			
13-14-0		0-0-0		1-2-0		AWAY		2-3-0		4-3-0		6-6-0			
0-0-0		0-0-0		0-0-0		NEUTRAL		0-0-0		0-0-0		0-0-0			
20-12-0		0-0-0		0-0-0		NON-CONFERENCE		6-4-0		8-3-0		6-5-0			
12-5-0		0-0-0		0-0-0		HOME		4-1-0		5-2-0		3-2-0			
8-7-0		0-0-0		0-0-		AWAY		2-3-0		3-1-0		3-3-0			
0-0-0		0-0-0		0-0-0		NEUTRAL		0-0-0		0-0-0		0-0-0			
9-12-0		1-2-0		2-4-0		CONFERENCE		0-0-0		1-2-0		5-4-0			
4-5-0		1-2-0		1-2-0		HOME		0-0-0		0-0-0		2-1-0			
5-7-0		0-0-0		1-2-0		AWAY		0-0-0		1-2-0		3-3-0			
0-0-0		0-0-0		0-0-0		NEUTRAL		0-0-0		0-0-0		0-0-0			
RPI	S	Opponent		Score	RPI	S	Opponent		Score	RPI	S	Opponent		Score	
19	H	UC Santa Barbara		3 10	42	A	Long Beach St.		2 3	58	H	Maryland		9 5	
19	H	UC Santa Barbara		5 9	42	A	Long Beach St.		3 8	78	A	Tennessee		2 0	
19	H	UC Santa Barbara		5 4	42	A	Long Beach St.		7 2	78	A	Tennessee		4 14	
					44	H	Cal St. Fullerton		2 0	78	A	Tennessee		1 12	
					44	H	Cal St. Fullerton		4 6	93	H	Nevada		4 1	
					44	H	Cal St. Fullerton		2 7	93	H	Nevada		6 0	
										93	H	Nevada		8 7	
										94	A	UCLA		1 5	
										94	A	UCLA		4 2	
										94	H	UCLA		1 4	

Non-Div. I Games:

UC Irvine

102	A	Cal Poly	11	2
102	A	Cal Poly	1	9

RPI	S	Opponent	Score	
228	A	San Jose St.	5	8
228	A	San Jose St.	3	2
231	A	UC Davis	6	4
231	A	UC Davis	6	9
231	A	UC Davis	11	1
258	A	CSU Bakersfield	7	6
258	H	CSU Bakersfield	9	6

UC Irvine

U
C
I
r
v
i
n
e

U
C
I
r
v
i
n
e

Average RPI Win: 169		WON-LOST	WINNING	LAST 15	STRENGTH OF	OPP. STRENGTH	TEAM	ADJ	CONF.	ADJ CONF.									
Average RPI Loss: 39		RECORD	PCT. RANK	GAMES	SCHEDULE	OF SCHEDULE	RPI	RPI	RPI	RPI									
DIV. I ONLY		26-29-0	.47273	172	2-13-0	37	28	117	.51495	117	2	2							
DIV. I NON-CONF.		19-6-0	.76	23	1-2-0	262	215	113	.5172	113	2	2							
<hr/>																			
TOTALS		RPI 1-25		RPI 26-50		W-L RECORDS		RPI 51-100		RPI 101-150		RPI 150+							
26-29-0		2-17-0		3-3-0		OVERALL		3-6-0		5-2-0		13-1-0							
20-14-0		1-5-0		2-2-0		HOME		0-4-0		5-2-0		12-1-0							
3-15-0		0-12-0		0-1-0		AWAY		2-2-0		0-0-0		1-0-0							
3-0-0		1-0-0		1-0-0		NEUTRAL		1-0-0		0-0-0		0-0-0							
19-6-0		1-0-0		3-3-0		NON-CONFERENCE		1-2-0		1-0-0		13-1-0							
15-4-0		0-0-0		2-2-0		HOME		0-1-0		1-0-0		12-1-0							
1-2-0		0-0-0		0-0-		AWAY		0-1-0		0-0-0		1-0-0							
3-0-0		1-0-0		1-0-0		NEUTRAL		1-0-0		0-0-0		0-0-0							
7-23-0		1-17-0		0-0-0		CONFERENCE		2-4-0		4-2-0		0-0-0							
5-10-0		1-5-0		0-0-0		HOME		0-3-0		4-2-0		0-0-0							
2-13-0		0-12-0		0-0-0		AWAY		2-1-0		0-0-0		0-0-0							
0-0-0		0-0-0		0-0-0		NEUTRAL		0-0-0		0-0-0		0-0-0							
RPI	S	Opponent		Score		RPI	S	Opponent		Score		RPI	S	Opponent		Score			
2	H	Florida		8	12	28	A	Oklahoma St.		4	5	55	A	Kentucky		1	0		
2	H	Florida		2	9	28	H	Oklahoma St.		7	6	55	A	Kentucky		4	5		
2	H	Florida		2	8	30	H	Gonzaga		10	15	55	A	Kentucky		2	0		
4	H	Texas A&M		2	6	33	N	Rice		5	2	60	H	Alabama		4	7		
4	H	Texas A&M		9	5	38	H	Louisiana Tech		2	3	60	H	Alabama		6	8		
4	H	Texas A&M		8	11	41	H	Creighton		6	2	60	H	Alabama		4	10		
5	A	South Carolina		6	8							71	N	Houston		12	3		
5	A	South Carolina		2	6							98	A	Missouri St.		6	14		
5	A	South Carolina		6	10							98	H	Missouri St.		2	8		
6	A	Ole Miss		9	14									230		H	La.-Monroe	3	1
6	A	Ole Miss		3	7									230		H	Central Mich.	6	1
6	A	Ole Miss		7	8									230		H	Central Mich.	4	3
9	A	LSU		4	5									267		H	Western Ill.	3	0
9	A	LSU		1	7									267		H	Western Ill.	3	2
9	A	LSU		9	10									267		H	Western Ill.	9	3
11	A	Mississippi St.		1	5									273		H	Eastern Ill.	3	2
11	A	Mississippi St.		0	7									273		H	Eastern Ill.	5	2
11	A	Mississippi St.		4	9									273		H	Eastern Ill.	8	10
12	N	Texas Tech		10	6									283		H	Grambling	14	4
														283		H	Grambling	3	2
														300		H	Mississippi Val.	21	4
														300		H	Mississippi Val.	20	0
<hr/>																			
LAST 15 GAMES																			
						11	A	Mississippi St.		4	9	9	A	LSU		1	7		
						11	A	Mississippi St.		1	5	9	A	LSU		9	10		
						11	A	Mississippi St.		0	7	9	A	LSU		4	5		
						98	H	Missouri St.		2	8								
						60	H	Alabama		4	7								

Non-Div. I Games:

Arkansas

60 H Alabama	4	10
60 H Alabama	6	8

A
r
k
a
n
s
a
s

A
r
k
a
n
s
a
s

Average RPI Win: 175		WON-LOST	WINNING	LAST 15	STRENGTH OF		OPP. STRENGTH	TEAM	ADJ	CONF.	ADJ CONF.
Average RPI Loss: 68		RECORD	PCT. RANK	GAMES	SCHEDULE		OF SCHEDULE	RPI	RPI	RPI	RPI
DIV. I ONLY		28-27-0	.50909	142	5-10-0		98	103	118	.51405	118
DIV. I NON-CONF.		16-15-0	.51613	144	1-4-0		44	159	98	.52692	98
TOTALS		RPI 1-25	RPI 26-50		W-L RECORDS		RPI 51-100		RPI 101-150		RPI 150+
28-27-0		1-6-0	2-5-0		OVERALL		8-13-0		2-0-0		15-3-0
15-11-0		0-3-0	0-0-0		HOME		5-7-0		2-0-0		8-1-0
10-13-0		1-3-0	2-4-0		AWAY		3-5-0		0-0-0		4-1-0
3-3-0		0-0-0	0-1-0		NEUTRAL		0-1-0		0-0-0		3-1-0
16-15-0		1-6-0	1-3-0		NON-CONFERENCE		3-3-0		2-0-0		9-3-0
9-5-0		0-3-0	0-0-0		HOME		2-1-0		2-0-0		5-1-0
4-7-0		1-3-0	1-0-		AWAY		1-1-0		0-0-0		1-1-0
3-3-0		0-0-0	0-1-0		NEUTRAL		0-1-0		0-0-0		3-1-0
12-12-0		0-0-0	1-2-0		CONFERENCE		5-10-0		0-0-0		6-0-0
6-6-0		0-0-0	0-0-0		HOME		3-6-0		0-0-0		3-0-0
6-6-0		0-0-0	1-2-0		AWAY		2-4-0		0-0-0		3-0-0
0-0-0		0-0-0	0-0-0		NEUTRAL		0-0-0		0-0-0		0-0-0
RPI S	Opponent	Score		RPI S	Opponent	Score		RPI S	Opponent	Score	
5 A	South Carolina	1	7	29 A	UNCW	5	4	51 A	Illinois	5	3
5 A	South Carolina	5	16	29 A	UNCW	2	11	51 A	Illinois	1	6
5 A	South Carolina	2	4	29 A	UNCW	1	5	51 A	Illinois	0	5
17 H	TCU	5	9	32 N	Bryant	1	3	58 H	Maryland	3	8
17 H	TCU	2	6	36 A	Nebraska	1	8	58 H	Maryland	2	0
17 H	TCU	4	5	36 A	Nebraska	0	6	58 H	Maryland	1	7
23 A	Duke	2	1	36 A	Nebraska	7	4	65 A	Kent St.	9	10
								65 H	Kent St.	2	6
								75 H	West Virginia	5	4
								81 A	Pittsburgh	11	6
								81 H	Pittsburgh	7	0
								83 H	Michigan St.	7	6
								83 H	Michigan St.	2	5
								83 H	Michigan St.	0	7
								86 H	Iowa	5	4
								86 H	Iowa	0	8
								86 H	Iowa	2	3
								99 N	Princeton	2	6
								100 A	Rutgers	0	5
								100 A	Rutgers	4	6
				LAST 15 GAMES							
				86 H	Iowa	0	8				
				86 H	Iowa	5	4				
				86 H	Iowa	2	3				
				36 A	Nebraska	1	8				
				36 A	Nebraska	0	6				
RPI S	Opponent	Score		RPI S	Opponent	Score		RPI S	Opponent	Score	
127 H	Rhode Island	5	3	131 H	Binghamton	5	2	168 N	Monmouth	1	3
190 A	Richmond	5	6	253 N	Army West Point	5	4	253 N	Army West Point	11	0
255 A	Northwestern	11	3	255 A	Northwestern	8	2	255 A	Northwestern	4	2
259 H	Youngstown St.	6	1	259 H	Youngstown St.	6	1	261 H	Bucknell	9	5
261 H	Bucknell	8	1	261 H	Bucknell	8	1	265 A	Lafayette	20	12
268 H	Niagara	16	4	268 H	Niagara	3	4	268 H	Niagara	4	1
271 H	Purdue	7	6	271 H	Purdue	3	1	271 H	Purdue	7	2
279 N	NYIT	15	2								

Non-Div. I Games:

Penn St.

36 A Nebraska 7 4
81 A Pittsburgh 11 6

RPI S Opponent Score
100 A Rutgers 7 5

17 H TCU 5 9
17 H TCU 4 5
17 H TCU 2 6

P
e
n
n
s
t
.

P
e
n
n
s
t
.

Average RPI Win: 144		WON-LOST	WINNING	LAST 15	STRENGTH OF		OPP. STRENGTH	TEAM	ADJ	CONF.	ADJ CONF.												
Average RPI Loss: 103		RECORD	PCT. RANK	GAMES	SCHEDULE		OF SCHEDULE	RPI	RPI	RPI	RPI												
DIV. I ONLY		27-27-0	.5	146	9-6-0		91	97	119	.51359	119	9	9										
DIV. I NON-CONF.		14-10-0	.58333	95	4-2-0		68	115	83	.53571	83	9	9										
<hr/>																							
TOTALS		RPI 1-25		RPI 26-50		W-L RECORDS		RPI 51-100		RPI 101-150		RPI 150+											
27-27-0		2-3-0		1-5-0		OVERALL		3-9-0		12-4-0		9-6-0											
16-11-0		2-2-0		1-2-0		HOME		2-5-0		9-2-0		2-0-0											
9-14-0		0-1-0		0-3-0		AWAY		1-4-0		3-1-0		5-5-0											
2-2-0		0-0-0		0-0-0		NEUTRAL		0-0-0		0-1-0		2-1-0											
14-10-0		1-1-0		1-2-0		NON-CONFERENCE		0-3-0		5-2-0		7-2-0											
8-4-0		1-0-0		1-2-0		HOME		0-1-0		4-1-0		2-0-0											
4-4-0		0-1-0		0-0-		AWAY		0-2-0		1-0-0		3-1-0											
2-2-0		0-0-0		0-0-0		NEUTRAL		0-0-0		0-1-0		2-1-0											
13-17-0		1-2-0		0-3-0		CONFERENCE		3-6-0		7-2-0		2-4-0											
8-7-0		1-2-0		0-0-0		HOME		2-4-0		5-1-0		0-0-0											
5-10-0		0-0-0		0-3-0		AWAY		1-2-0		2-1-0		2-4-0											
0-0-0		0-0-0		0-0-0		NEUTRAL		0-0-0		0-0-0		0-0-0											
RPI	S	Opponent		Score		RPI	S	Opponent		Score		RPI	S	Opponent		Score							
6	A	Ole Miss		3	4	40	H	Northwestern St.		3	6	72	A	Southeast Mo. St.		2	4						
6	H	Ole Miss		8	6	40	H	Northwestern St.		3	8	72	H	Southeast Mo. St.		8	13						
18	H	La.-Lafayette		1	6	40	H	Northwestern St.		4	1	79	H	Troy		1	11						
18	H	La.-Lafayette		7	6	47	A	South Ala.		7	12	79	H	Troy		1	8						
18	H	La.-Lafayette		2	5	47	A	South Ala.		2	8	79	H	Troy		4	3						
						47	A	South Ala.		2	3	92	H	Ga. Southern		7	9						
												92	H	Ga. Southern		3	8						
												92	H	Ga. Southern		6	5						
												97	A	UT Arlington		4	0						
												97	A	UT Arlington		8	11						
												97	A	UT Arlington		0	2						
												98	A	Missouri St.		11	15						
														146 H La.-Monroe		5	4						
														146 H La.-Monroe		8	1						
														146 H La.-Monroe		12	4						
														147 H Texas St.		6	1						
														147 H Texas St.		9	6						
														147 H Texas St.		3	12						
														152 A UAB		5	2						
														152 A UAB		14	5						
														152 A UAB		0	5						
														162 N Omaha		3	4						
														219 A Memphis		11	5						
														219 H Memphis		4	3						
														225 A Georgia St.		11	1						
														225 A Georgia St.		6	14						
														225 A Georgia St.		4	5						
														229 N Saint Louis		5	4						
														229 N Saint Louis		9	2						
<hr/>																							
LAST 15 GAMES						LAST 15 GAMES						LAST 15 GAMES											
121 A Little Rock						15 11						219 H Memphis						4 3					
121 A Little Rock						12 10						40 H Northwestern St.						4 1					
121 A Little Rock						4 9						40 H Northwestern St.						3 6					
6 H Ole Miss						8 6																	
147 H Texas St.						3 12																	

Non-Div. I Games:

Arkansas St.

147	H	Texas St.	9	6
147	H	Texas St.	6	1

RPI	S	Opponent	Score	
237	A	Appalachian St.	9	7
237	A	Appalachian St.	4	6
237	A	Appalachian St.	2	9
272	H	Ark.-Pine Bluff	8	3

Arkansas St.

A
r
k
a
n
s
a
s
s
t
.

A
r
k
a
n
s
a
s
s
t
.

[illegible]

Non-Div. I Games:

San Diego

221	A	Pacific	3	4
221	A	Pacific	8	2

RPI	S	Opponent	Score	
221	A	Pacific	8	2
221	A	Pacific	3	4
232	A	Portland	9	1
232	A	Portland	9	5
232	A	Portland	7	3

San Diego

S
a
n
D
i
e
g
o

S
a
n
D
i
e
g
o

Average RPI Win: 138		WON-LOST	WINNING	LAST 15	STRENGTH OF		OPP. STRENGTH	TEAM	ADJ		CONF.	ADJ CONF.
Average RPI Loss: 119		RECORD	PCT. RANK	GAMES	SCHEDULE		OF SCHEDULE	RPI	RPI		RPI	RPI
DIV. I ONLY		26-26-0	.5	146	78		144	121	.51334		121	9
DIV. I NON-CONF.		9-13-0	.40909	204	64		259	203	.47472		203	9
TOTALS		RPI 1-25	RPI 26-50		W-L RECORDS		RPI 51-100		RPI 101-150		RPI 150+	
26-26-0		2-1-0	0-4-0		OVERALL		8-8-0		8-5-0		8-8-0	
14-13-0		0-0-0	0-1-0		HOME		5-4-0		2-2-0		7-6-0	
12-12-0		2-1-0	0-3-0		AWAY		3-4-0		6-2-0		1-2-0	
0-1-0		0-0-0	0-0-0		NEUTRAL		0-0-0		0-1-0		0-0-0	
9-13-0		0-0-0	0-1-0		NON-CONFERENCE		2-5-0		2-2-0		5-5-0	
7-8-0		0-0-0	0-1-0		HOME		1-2-0		1-0-0		5-5-0	
2-4-0		0-0-0	0-0-		AWAY		1-3-0		1-1-0		0-0-0	
0-1-0		0-0-0	0-0-0		NEUTRAL		0-0-0		0-1-0		0-0-0	
17-13-0		2-1-0	0-3-0		CONFERENCE		6-3-0		6-3-0		3-3-0	
7-5-0		0-0-0	0-0-0		HOME		4-2-0		1-2-0		2-1-0	
10-8-0		2-1-0	0-3-0		AWAY		2-1-0		5-1-0		1-2-0	
0-0-0		0-0-0	0-0-0		NEUTRAL		0-0-0		0-0-0		0-0-0	
RPI S	Opponent	Score	RPI S	Opponent	Score	RPI S	Opponent	Score	RPI S	Opponent	Score	
18 A	La.-Lafayette	10 5	38 H	Louisiana Tech	4 7	59 A	Oral Roberts	5 14	108 A	Central Ark.	1 6	
18 A	La.-Lafayette	7 1	47 A	South Ala.	5 7	59 A	Oral Roberts	9 8	108 H	Central Ark.	6 5	
18 A	La.-Lafayette	4 15	47 A	South Ala.	3 13	59 A	Oral Roberts	2 3	108 N	Central Ark.	6 7	
			47 A	South Ala.	6 10	59 A	Oral Roberts	3 4	111 A	SFA	7 2	
						63 H	Indiana St.	6 5	119 H	Arkansas St.	10 12	
						63 H	Indiana St.	2 7	119 H	Arkansas St.	11 15	
						69 H	Oklahoma	2 5	119 H	Arkansas St.	9 4	
						79 H	Troy	10 9	146 A	La.-Monroe	7 6	
						79 H	Troy	11 8	146 A	La.-Monroe	1 4	
						79 H	Troy	4 3	146 A	La.-Monroe	17 0	
						92 A	Ga. Southern	2 3	147 A	Texas St.	10 2	
						92 A	Ga. Southern	3 2	147 A	Texas St.	7 6	
						92 A	Ga. Southern	17 8	147 A	Texas St.	8 7	
						97 H	UT Arlington	5 3	179 H	Tennessee Tech	7 14	
						97 H	UT Arlington	8 21	179 H	Tennessee Tech	2 15	
						97 H	UT Arlington	4 6	179 H	Tennessee Tech	10 5	
									199 H	Kansas	4 2	
									214 H	IPFW	2 4	
									214 H	IPFW	6 9	
									214 H	IPFW	7 9	
									214 H	IPFW	8 6	
									225 H	Georgia St.	15 2	
									225 H	Georgia St.	5 7	
									225 H	Georgia St.	9 7	
									237 A	Appalachian St.	7 8	
									237 A	Appalachian St.	7 8	
									237 A	Appalachian St.	9 3	
LAST 15 GAMES												
			119 H	Arkansas St.	11 15	97 H	UT Arlington	4 6	225 H	Georgia St.	5 7	
			119 H	Arkansas St.	10 12	97 H	UT Arlington	8 21	225 H	Georgia St.	9 7	
			119 H	Arkansas St.	9 4	97 H	UT Arlington	5 3	237 A	Appalachian St.	7 8	
			108 N	Central Ark.	6 7				237 A	Appalachian St.	7 8	
			146 A	La.-Monroe	7 6				237 A	Appalachian St.	9 3	

Non-Div. I Games:

Little Rock

146	A	La.-Monroe	17	0
146	A	La.-Monroe	1	4

RPI	S	Opponent	Score	
272	H	Ark.-Pine Bluff	7	2
300	H	Mississippi Val.	20	3

Little Rock

L
i
t
t
l
e
R
o
c
k

L
i
t
t
l
e
R
o
c
k

Average RPI Win:		150	WON-LOST RECORD		WINNING PCT. RANK		LAST 15 GAMES		STRENGTH OF SCHEDULE		OPP. STRENGTH OF SCHEDULE		TEAM RPI		ADJ RPI		CONF. RPI		ADJ CONF. RPI	
DIV. I ONLY			30-23-1		.56481 98		8-7-0		128		123		122		.51278 122		10		10	
DIV. I NON-CONF.			19-13-1		.59091 92		0-1-0		180		136		142		.5011 142		12		12	
TOTALS		RPI 1-25		RPI 26-50		W-L RECORDS		RPI 51-100		RPI 101-150		RPI 150+								
30-23-1		0-0-0		1-2-0		OVERALL		11-5-0		4-11-1		14-5-0								
20-13-1		0-0-0		0-0-0		HOME		8-4-0		1-6-1		11-3-0								
10-10-0		0-0-0		1-2-0		AWAY		3-1-0		3-5-0		3-2-0								
0-0-0		0-0-0		0-0-0		NEUTRAL		0-0-0		0-0-0		0-0-0								
19-13-1		0-0-0		0-0-0		NON-CONFERENCE		7-3-0		2-7-1		10-3-0								
17-7-1		0-0-0		0-0-0		HOME		7-2-0		1-3-1		9-2-0								
2-6-0		0-0-0		0-0-		AWAY		0-1-0		1-4-0		1-1-0								
0-0-0		0-0-0		0-0-0		NEUTRAL		0-0-0		0-0-0		0-0-0								
11-10-0		0-0-0		1-2-0		CONFERENCE		4-2-0		2-4-0		4-2-0								
3-6-0		0-0-0		0-0-0		HOME		1-2-0		0-3-0		2-1-0								
8-4-0		0-0-0		1-2-0		AWAY		3-0-0		2-1-0		2-1-0								
0-0-0		0-0-0		0-0-0		NEUTRAL		0-0-0		0-0-0		0-0-0								
RPI	S	Opponent	Score	RPI	S	Opponent	Score	RPI	S	Opponent	Score	RPI	S	Opponent	Score					
				31	A	Dallas Baptist	2 5	51	A	Illinois	3 6	104	A	Austin Peay	6 13					
				31	A	Dallas Baptist	7 0	51	H	Illinois	3 2	104	H	Austin Peay	10 16					
				31	A	Dallas Baptist	4 7	51	H	Illinois	1 0	106	A	McNeese St.	4 8					
								63	H	Indiana St.	7 6	106	A	McNeese St.	2 5					
								63	H	Indiana St.	1 5	106	A	McNeese St.	2 1					
								63	H	Indiana St.	0 3	115	H	Bradley	1 7					
								72	H	Southeast Mo. St.	6 5	115	H	Bradley	1 6					
								86	H	Iowa	6 1	115	H	Bradley	1 2					
								86	H	Iowa	2 1	119	A	Arkansas St.	0 1					
								86	H	Iowa	5 7	119	H	Arkansas St.	1 7					
								88	H	Jacksonville St.	3 2	137	A	Evansville	4 0					
								88	H	Jacksonville St.	5 9	137	A	Evansville	4 1					
								88	H	Jacksonville St.	13 3	137	A	Evansville	3 4					
								98	A	Missouri St.	5 4	139	H	St. John's (NY)	6 3					
								98	A	Missouri St.	12 10	139	H	St. John's (NY)	2 2					
								98	A	Missouri St.	14 8	139	H	St. John's (NY)	1 4					
												175	H	Wichita St.	4 1					
												175	H	Wichita St.	8 5					
												175	H	Wichita St.	0 8					
												195	A	Murray St.	3 7					
												195	H	Murray St.	5 4					
												196	A	Belmont	8 4					
												196	H	Belmont	11 1					
												201	H	Northern Ill.	5 2					
												201	H	Northern Ill.	0 1					
												213	A	Illinois St.	8 6					
												213	A	Illinois St.	0 1					

Non-Div. I Games:

Southern Ill.

Southern Ill.

137	A	Evansville	4	1
98	A	Missouri St.	14	8

Through Games Of May 23, 2016

RPI	S	Opponent	Score	
213	A	Illinois St.	7	3
219	H	Memphis	4	7
219	H	Memphis	11	5
219	H	Memphis	5	3
267	H	Western Ill.	4	1
267	H	Western Ill.	9	0
267	H	Western Ill.	9	0
273	H	Eastern Ill.	10	2

Southern Ill.

S
o
u
t
h
e
r
n
I
l
l
.

S
o
u
t
h
e
r
n
I
l
l
.

Average RPI Win:	153	WON-LOST RECORD	WINNING PCT. RANK	LAST 15 GAMES	STRENGTH OF SCHEDULE	OPP. STRENGTH OF SCHEDULE	TEAM RPI	ADJ RPI	CONF. RPI	ADJ CONF. RPI		
DIV. I ONLY		28-27-0	.50909	142	7-8-0	93	107	123	.51209	123	17	17
DIV. I NON-CONF.		16-15-0	.51613	144	2-2-0	26	57	94	.53152	94	18	18
<hr/>												
TOTALS	RPI 1-25	RPI 26-50		W-L RECORDS		RPI 51-100		RPI 101-150		RPI 150+		
28-27-0	1-6-0	2-1-0		OVERALL		7-7-0		4-0-0		14-13-0		
18-11-0	0-5-0	2-1-0		HOME		3-3-0		3-0-0		10-2-0		
7-15-0	0-1-0	0-0-0		AWAY		2-3-0		1-0-0		4-11-0		
3-1-0	1-0-0	0-0-0		NEUTRAL		2-1-0		0-0-0		0-0-0		
16-15-0	1-3-0	2-1-0		NON-CONFERENCE		5-6-0		4-0-0		4-5-0		
10-7-0	0-2-0	2-1-0		HOME		3-3-0		3-0-0		2-1-0		
3-7-0	0-1-0	0-0-		AWAY		0-2-0		1-0-0		2-4-0		
3-1-0	1-0-0	0-0-0		NEUTRAL		2-1-0		0-0-0		0-0-0		
12-12-0	0-3-0	0-0-0		CONFERENCE		2-1-0		0-0-0		10-8-0		
8-4-0	0-3-0	0-0-0		HOME		0-0-0		0-0-0		8-1-0		
4-8-0	0-0-0	0-0-0		AWAY		2-1-0		0-0-0		2-7-0		
0-0-0	0-0-0	0-0-0		NEUTRAL		0-0-0		0-0-0		0-0-0		
RPI	S	Opponent	Score	RPI	S	Opponent	Score	RPI	S	Opponent	Score	
13	H	Virginia	3 7	50	H	UConn	8 5	57	N	Ohio St.	4 5	
14	H	Coastal Caro.	3 17	50	H	UConn	5 4	58	A	Maryland	9 10	
14	H	Coastal Caro.	6 14	50	H	UConn	5 7	58	H	Maryland	5 4	
14	H	Coastal Caro.	3 12					64	N	Marshall	7 3	
23	A	Duke	1 6					64	N	Marshall	9 8	
23	H	Duke	7 8					65	H	Kent St.	5 6	
23	N	Duke	1 0					65	H	Kent St.	4 2	
								65	H	Kent St.	0 2	
								65	H	Kent St.	1 8	
								76	A	Old Dominion	6 7	
								76	H	Old Dominion	7 6	
								96	A	High Point	8 11	
								96	A	High Point	11 10	
								96	A	High Point	16 3	
							</					

Non-Div. I Games:

Liberty

212	H	Radford	11	5
76	H	Old Dominion	7	6

RPI	S	Opponent	Score	
238	H	Charleston So.	9	6
285	H	UNC Asheville	7	6
285	H	UNC Asheville	6	5
285	H	UNC Asheville	11	5

Liberty

L
i
b
e
r
t
y

L
i
b
e
r
t
y

Average RPI Win: 142		WON-LOST	WINNING	LAST 15	STRENGTH OF		OPP. STRENGTH	TEAM	ADJ	CONF.	ADJ CONF.
Average RPI Loss: 79		RECORD	PCT. RANK	GAMES	SCHEDULE		OF SCHEDULE	RPI	RPI	RPI	RPI
DIV. I ONLY		26-29-0	.47273	172	8-7-0		67	66	124	.51178	124
DIV. I NON-CONF.		18-13-0	.58065	99	5-1-0		96	137	103	.52415	103
TOTALS		RPI 1-25	RPI 26-50		W-L RECORDS		RPI 51-100		RPI 101-150		RPI 150+
26-29-0		0-6-0	2-5-0		OVERALL		5-7-0		8-8-0		11-3-0
15-14-0		0-0-0	1-4-0		HOME		0-1-0		6-8-0		8-1-0
9-13-0		0-6-0	1-1-0		AWAY		5-4-0		0-0-0		3-2-0
2-2-0		0-0-0	0-0-0		NEUTRAL		0-2-0		2-0-0		0-0-0
18-13-0		0-0-0	2-2-0		NON-CONFERENCE		2-4-0		5-5-0		9-2-0
10-7-0		0-0-0	1-1-0		HOME		0-1-0		3-5-0		6-0-0
6-4-0		0-0-0	1-0-		AWAY		2-1-0		0-0-0		3-2-0
2-2-0		0-0-0	0-0-0		NEUTRAL		0-2-0		2-0-0		0-0-0
8-16-0		0-6-0	0-3-0		CONFERENCE		3-3-0		3-3-0		2-1-0
5-7-0		0-0-0	0-3-0		HOME		0-0-0		3-3-0		2-1-0
3-9-0		0-6-0	0-0-0		AWAY		3-3-0		0-0-0		0-0-0
0-0-0		0-0-0	0-0-0		NEUTRAL		0-0-0		0-0-0		0-0-0
RPI S	Opponent	Score	RPI S	Opponent	Score	RPI S	Opponent	Score	RPI S	Opponent	Score
12 A	Texas Tech	3 10	28 H	Oklahoma St.	4 5	52 N	Oregon St.	5 7	101 N	Utah	20 4
12 A	Texas Tech	4 10	28 H	Oklahoma St.	4 5	52 N	Oregon St.	0 14	101 N	Utah	9 2
12 A	Texas Tech	5 6	28 H	Oklahoma St.	1 2	59 H	Oral Roberts	10 14	105 H	Baylor	11 7
17 A	TCU	2 3	36 A	Nebraska	4 2	69 A	Oklahoma	9 3	105 H	Baylor	5 7
17 A	TCU	1 2	36 H	Nebraska	1 5	69 A	Oklahoma	1 10	105 H	Baylor	10 4
17 A	TCU	3 9	41 A	Creighton	4 5	69 A	Oklahoma	0 12	111 H	SFA	5 6
			41 H	Creighton	8 2	75 A	West Virginia	15 2	111 H	SFA	11 5
						75 A	West Virginia	8 6	130 H	Western Caro.	5 7
						75 A	West Virginia	4 5	130 H	Western Caro.	2 10
						86 A	Iowa	4 2	130 H	Western Caro.	2 6
						86 A	Iowa	3 2	134 H	Milwaukee	7 0
						86 A	Iowa	1 2	134 H	Milwaukee	1 14
									134 H	Milwaukee	3 1
									150 H	Texas	3 2
									150 H	Texas	5 12
									150 H	Texas	3 6
									162 H	Omaha	11 3
									169 A	UC Riverside	3 6
									169 A	UC Riverside	8 1
									169 A	UC Riverside	1 0
									169 A	UC Riverside	3 6
									175 A	Wichita St.	5 2
									175 H	Wichita St.	9 5
									199 H	Kansas	8 5
									199 H	Kansas	1 4
									199 H	Kansas	12 2
									210 H	Grand Canyon	10 6
LAST 15 GAMES											
						69 A	Oklahoma	1 10			
						69 A	Oklahoma	9 3			
						175 A	Wichita St.	5 2			

Non-Div. I Games:

Kansas St.

Kansas St.

199 H Kansas	1	4
69 A Oklahoma	0	12

Through Games Of May 23, 2016

RPI	S	Opponent	Score	
272	H	Ark.-Pine Bluff	13	8
272	H	Ark.-Pine Bluff	15	9
272	H	Ark.-Pine Bluff	18	8

Kansas St.

K
a
n
s
a
s
S
t
.

K
a
n
s
a
s
S
t
.

UNLV

Average RPI Win:		130	WON-LOST RECORD		WINNING PCT. RANK		LAST 15 GAMES		STRENGTH OF SCHEDULE		OPP. STRENGTH OF SCHEDULE		TEAM RPI		ADJ RPI		CONF. RPI		ADJ CONF. RPI	
DIV. I ONLY			24-30-0		.44444 194		7-8-0		51		116		125		.51142 125		13		13	
DIV. I NON-CONF.			10-14-0		.41667 197		1-2-0		15		65		102		.52458 102		11		11	
TOTALS		RPI 1-25		RPI 26-50		W-L RECORDS		RPI 51-100		RPI 101-150		RPI 150+								
24-30-0		1-1-0		2-3-0		OVERALL		8-17-0		2-4-0		11-5-0								
12-15-0		1-1-0		0-1-0		HOME		5-11-0		1-0-0		5-2-0								
12-15-0		0-0-0		2-2-0		AWAY		3-6-0		1-4-0		6-3-0								
0-0-0		0-0-0		0-0-0		NEUTRAL		0-0-0		0-0-0		0-0-0								
10-14-0		1-1-0		2-3-0		NON-CONFERENCE		2-5-0		2-4-0		3-1-0								
4-8-0		1-1-0		0-1-0		HOME		2-5-0		1-0-0		0-1-0								
6-6-0		0-0-0		2-0-		AWAY		0-0-0		1-4-0		3-0-0								
0-0-0		0-0-0		0-0-0		NEUTRAL		0-0-0		0-0-0		0-0-0								
14-16-0		0-0-0		0-0-0		CONFERENCE		6-12-0		0-0-0		8-4-0								
8-7-0		0-0-0		0-0-0		HOME		3-6-0		0-0-0		5-1-0								
6-9-0		0-0-0		0-0-0		AWAY		3-6-0		0-0-0		3-3-0								
0-0-0		0-0-0		0-0-0		NEUTRAL		0-0-0		0-0-0		0-0-0								
RPI	S	Opponent		Score		RPI	S	Opponent		Score		RPI	S	Opponent		Score				
12	H	Texas Tech		6	14	39	A	Arizona St.		11	7	57	H	Ohio St.		3	20			
12	H	Texas Tech		8	5	39	H	Arizona St.		4	6	57	H	Ohio St.		7	8			
						44	A	Cal St. Fullerton		2	0	57	H	Ohio St.		8	7			
						44	A	Cal St. Fullerton		4	12	57	H	Ohio St.		5	2			
						44	A	Cal St. Fullerton		0	6	60	A	New Mexico		6	5			
												60	A	New Mexico		5	10			
												60	A	New Mexico		3	15			
												60	H	New Mexico		2	6			
												60	H	New Mexico		11	6			
												60	H	New Mexico		10	4			
												75	H	West Virginia		4	9			
												75	H	West Virginia		6	9			
												75	H	West Virginia		1	13			
												82	A	Fresno St.		3	4			
												82	A	Fresno St.		2	6			
												82	A	Fresno St.		4	2			
												82	H	Fresno St.		2	7			
												82	H	Fresno St.		8	5			
												82	H	Fresno St.		1	9			
												93	A	Nevada		1	8			
						LAST 15 GAMES														
						93	A	Nevada		7	9									
						93	A	Nevada		1	8									
						93	A	Nevada		7	1									
						82	H	Fresno St.		8	5									
						82	H	Fresno St.		2	7									

Non-Div. I Games:

UNLV

				RPI	S	Opponent	Score	
82	H	Fresno St.	1	9		93 A Nevada	7	9
39	H	Arizona St.	4	6		93 A Nevada	7	1
						93 H Nevada	5	7
						93 H Nevada	5	6
						93 H Nevada	4	7
60	H	New Mexico	10	4				
60	H	New Mexico	2	6				
60	H	New Mexico	11	6				

U
N
L
V

U
N
L
V

Average RPI Win: 180		WON-LOST	WINNING	LAST 15	STRENGTH OF	OPP. STRENGTH	TEAM	ADJ	CONF.	ADJ CONF.		
Average RPI Loss: 103		RECORD	PCT. RANK	GAMES	SCHEDULE	OF SCHEDULE	RPI	RPI	RPI	RPI		
DIV. I ONLY		25-28-0	.4717	176	7-8-0	92	143	126	.51115	126	14	14
DIV. I NON-CONF.		11-19-0	.36667	221	0-4-0	73	141	164	.49057	164	15	15
<hr/>												
TOTALS		RPI 1-25	RPI 26-50		W-L RECORDS		RPI 51-100		RPI 101-150		RPI 150+	
25-28-0		0-2-0	0-5-0		OVERALL		1-8-0		3-7-0		21-6-0	
13-8-0		0-0-0	0-3-0		HOME		0-1-0		2-2-0		11-2-0	
12-17-0		0-2-0	0-0-0		AWAY		1-6-0		1-5-0		10-4-0	
0-3-0		0-0-0	0-2-0		NEUTRAL		0-1-0		0-0-0		0-0-0	
11-19-0		0-2-0	0-2-0		NON-CONFERENCE		0-6-0		1-6-0		10-3-0	
7-3-0		0-0-0	0-0-0		HOME		0-1-0		0-1-0		7-1-0	
4-13-0		0-2-0	0-0-		AWAY		0-4-0		1-5-0		3-2-0	
0-3-0		0-0-0	0-2-0		NEUTRAL		0-1-0		0-0-0		0-0-0	
14-9-0		0-0-0	0-3-0		CONFERENCE		1-2-0		2-1-0		11-3-0	
6-5-0		0-0-0	0-3-0		HOME		0-0-0		2-1-0		4-1-0	
8-4-0		0-0-0	0-0-0		AWAY		1-2-0		0-0-0		7-2-0	
0-0-0		0-0-0	0-0-0		NEUTRAL		0-0-0		0-0-0		0-0-0	
RPI	S	Opponent	Score	RPI	S	Opponent	Score	RPI	S	Opponent	Score	
13	A	Virginia	8 16	29	H	UNCW	1 2	52	N	Oregon St.	3 12	
15	A	North Carolina	2 17	29	H	UNCW	4 7	62	A	Col. of Charleston	1 5	
				29	H	UNCW	1 6	62	A	Col. of Charleston	6 1	
				50	N	UConn	2 3	62	A	Col. of Charleston	0 6	
				50	N	UConn	1 18	67	H	VCU	5 12	
								75	A	West Virginia	1 6	
								75	A	West Virginia	7 8	
								75	A	West Virginia	6 7	
								76	A	Old Dominion	1 7	

Non-Div. I Games:

William & Mary

75	A	West Virginia	7	8
222	H	Towson	9	1

RPI	S	Opponent	Score	
204	A	Elon	14	7
204	A	Elon	10	5
204	A	Elon	7	13
222	H	Towson	1	9
222	H	Towson	9	1
222	H	Towson	8	7
250	H	Hofstra	14	6
250	H	Hofstra	15	10
270	A	Norfolk St.	3	6
270	H	Norfolk St.	10	6

William & Mary

W
i
l
l
i
a
m
&
M
a
r
y

W
i
l
l
i
a
m
&
M
a
r
y

Average RPI Win:		207	WON-LOST RECORD		WINNING PCT. RANK		LAST 15 GAMES		STRENGTH OF SCHEDULE		OPP. STRENGTH OF SCHEDULE		TEAM RPI		ADJ RPI		CONF. RPI		ADJ CONF. RPI	
DIV. I ONLY			27-25-0		.51923 135		10-5-0		156		195		127		.51105 127		24		24	
DIV. I NON-CONF.			8-19-0		.2963 261		0-3-0		113		86		191		.4793 189		25		25	
TOTALS		RPI 1-25		RPI 26-50		W-L RECORDS		RPI 51-100		RPI 101-150		RPI 150+								
27-25-0		0-3-0		0-3-0		OVERALL		3-6-0		2-2-0		22-11-0								
11-7-0		0-0-0		0-2-0		HOME		2-2-0		0-0-0		9-3-0								
15-17-0		0-3-0		0-1-0		AWAY		1-3-0		2-2-0		12-8-0								
1-1-0		0-0-0		0-0-0		NEUTRAL		0-1-0		0-0-0		1-0-0								
8-19-0		0-3-0		0-3-0		NON-CONFERENCE		1-5-0		0-1-0		7-7-0								
1-5-0		0-0-0		0-2-0		HOME		0-1-0		0-0-0		1-2-0								
7-13-0		0-3-0		0-0-		AWAY		1-3-0		0-1-0		6-5-0								
0-1-0		0-0-0		0-0-0		NEUTRAL		0-1-0		0-0-0		0-0-0								
19-6-0		0-0-0		0-0-0		CONFERENCE		2-1-0		2-1-0		15-4-0								
10-2-0		0-0-0		0-0-0		HOME		2-1-0		0-0-0		8-1-0								
8-4-0		0-0-0		0-0-0		AWAY		0-0-0		2-1-0		6-3-0								
1-0-0		0-0-0		0-0-0		NEUTRAL		0-0-0		0-0-0		1-0-0								
RPI	S	Opponent		Score		RPI	S	Opponent		Score		RPI	S	Opponent		Score				
16	A	Florida St.		1	19	32	H	Bryant		5	6	56	A	Hartford		13	14			
16	A	Florida St.		4	23	35	H	Boston College		1	2	56	H	Hartford		1	7			
16	A	Florida St.		1	8	50	A	UConn		4	14	58	A	Maryland		2	1			
												58	A	Maryland		10	13			
												58	A	Maryland		0	1			
												63	N	Indiana St.		2	8			
												67	H	VCU		3	7			
												67	H	VCU		7	3			
												67	H	VCU		5	1			
														Northeastern		2	6			
														Davidson		13	4			
														Central Conn. St.		5	1			
														Fordham		2	4			
														Fordham		0	8			
														Fordham		3	1			
														Quinnipiac		1	2			
														Towson		7	2			
														Towson		9	4			
														Towson		1	7			
														H St. Bonaventure		6	3			
														H St. Bonaventure		4	1			
														H St. Bonaventure		3	1			
														H Dayton		4	3			
														H Dayton		5	3			
														H Dayton		6	4			
														A Brown		10	6			
														A Maine		0	1			
LAST 15 GAMES																				
						277	A	La Salle		7	1	252	H	Massachusetts		3	1			
						277	A	La Salle		7	5	233	H	Dayton		5	3			
						277	A	La Salle		6	0	233	H	Dayton		4	3			
						56	H	Hartford		1	7									
						50	A	UConn		4	14									

Non-Div. I Games:

Rhode Island

252	H	Massachusetts	3	6
252	H	Massachusetts	11	8

RPI	S	Opponent	Score	
246	A	Maine	6	4
252	H	Massachusetts	11	8
252	H	Massachusetts	3	6
252	H	Massachusetts	3	1
275	A	George Mason	1	2
275	A	George Mason	4	3
275	A	George Mason	5	2
277	A	La Salle	6	0
277	A	La Salle	7	5
277	A	La Salle	7	1

R
h
o
d
e
I
s
l
a
n
d

R
h
o
d
e
I
s
l
a
n
d

[illegible]

Non-Div. I Games:

Western Ky.

64 H Marshall	1	8
21 A Southern Miss.	4	13

W
e
s
t
e
r
n
K
Y
.

W
e
s
t
e
r
n
K
Y
.

Average RPI Win: 164		WON-LOST RECORD		WINNING PCT. RANK		LAST 15 GAMES		STRENGTH OF SCHEDULE		OPP. STRENGTH OF SCHEDULE		TEAM RPI		ADJ RPI		CONF. RPI		ADJ CONF. RPI	
DIV. I ONLY		32-24-0		.57143 92		9-6-0		160		140		129		.51005 129		18		18	
DIV. I NON-CONF.		19-13-0		.59375 87		2-1-0		161		88		117		.51432 117		21		20	
TOTALS		RPI 1-25		RPI 26-50		W-L RECORDS		RPI 51-100		RPI 101-150		RPI 150+							
32-24-0		1-2-0		1-3-0		OVERALL		9-6-0		3-6-0		18-7-0							
20-13-0		0-0-0		1-3-0		HOME		6-3-0		0-0-0		13-7-0							
12-11-0		1-2-0		0-0-0		AWAY		3-3-0		3-6-0		5-0-0							
0-0-0		0-0-0		0-0-0		NEUTRAL		0-0-0		0-0-0		0-0-0							
19-13-0		1-2-0		1-3-0		NON-CONFERENCE		5-4-0		1-2-0		11-2-0							
14-7-0		0-0-0		1-3-0		HOME		4-2-0		0-0-0		9-2-0							
5-6-0		1-2-0		0-0-		AWAY		1-2-0		1-2-0		2-0-0							
0-0-0		0-0-0		0-0-0		NEUTRAL		0-0-0		0-0-0		0-0-0							
13-11-0		0-0-0		0-0-0		CONFERENCE		4-2-0		2-4-0		7-5-0							
6-6-0		0-0-0		0-0-0		HOME		2-1-0		0-0-0		4-5-0							
7-5-0		0-0-0		0-0-0		AWAY		2-1-0		2-4-0		3-0-0							
0-0-0		0-0-0		0-0-0		NEUTRAL		0-0-0		0-0-0		0-0-0							
RPI S	Opponent	Score		RPI S	Opponent	Score		RPI S	Opponent	Score		RPI S	Opponent	Score					
21 A	Southern Miss.	2	8	48 H	BYU	1	7	60 A	Alabama	2	8	130 A	Western Caro.	5	6				
21 A	Southern Miss.	3	6	48 H	BYU	4	6	60 H	Alabama	3	2	130 A	Western Caro.	13	7				
21 A	Southern Miss.	10	8	48 H	BYU	10	5	70 A	UNCG	2	10	130 A	Western Caro.	5	10				
				48 H	BYU	3	4	70 A	UNCG	9	5	132 A	Furman	2	4				
								70 A	UNCG	9	3	132 A	Furman	5	8				
								73 H	Jacksonville	2	9	132 A	Furman	5	3				
								73 H	Jacksonville	2	7	146 A	La.-Monroe	10	2				
								73 H	Jacksonville	8	5	146 A	La.-Monroe	2	5				
								79 A	Troy	3	5	146 A	La.-Monroe	4	6				
								79 H	Troy	20	6	152 A	UAB	3	1				
								88 A	Jacksonville St.	7	6	152 H	UAB	13	2				
								88 H	Jacksonville St.	10	7	156 A	Alabama St.	18	7				
								89 H	Mercer	3	1	156 H	Alabama St.	13	3				
								89 H	Mercer	11	5	182 H	Wofford	3	4				
								89 H	Mercer	3	5	182 H	Wofford	11	3				
												182 H	Wofford	6	0				
												199 H	Kansas	13	9				
												199 H	Kansas	3	2				
												199 H	Kansas	5	9				
												244 H	ETSU	4	8				
												244 H	ETSU	9	12				
												244 H	ETSU	8	14				
												251 H	VMI	7	0				
												251 H	VMI	5	6				
												251 H	VMI	7	6				
												260 A	The Citadel	5	4				
												260 A	The Citadel	11	7				

Non-Div. I Games:

Samford

260	A	The Citadel	5	4
260	A	The Citadel	7	6

RPI	S	Opponent	Score	
260	A	The Citadel	7	6
276	H	Butler	12	2
276	H	Butler	14	1
276	H	Butler	4	3
276	H	Butler	16	1
297	H	Alabama A&M	5	7
297	H	Alabama A&M	18	6

Samford

S
a
m
f
o
r
d

S
a
m
f
o
r
d

Average RPI Win: 174		WON-LOST	WINNING	LAST 15	STRENGTH OF		OPP. STRENGTH	TEAM	ADJ	CONF.	ADJ CONF.
Average RPI Loss: 108		RECORD	PCT. RANK	GAMES	SCHEDULE		OF SCHEDULE	RPI	RPI	RPI	RPI
DIV. I ONLY		25-28-0	.4717	176	4-11-0		97	136	130	.50968	130
DIV. I NON-CONF.		10-19-0	.34483	235	0-5-0		86	56	175	.48605	175
TOTALS		RPI 1-25	RPI 26-50		W-L RECORDS		RPI 51-100		RPI 101-150		RPI 150+
25-28-0		0-6-0	0-2-0		OVERALL		4-7-0		8-8-0		13-5-0
13-9-0		0-1-0	0-0-0		HOME		3-3-0		4-3-0		6-2-0
12-17-0		0-5-0	0-2-0		AWAY		1-4-0		4-4-0		7-2-0
0-2-0		0-0-0	0-0-0		NEUTRAL		0-0-0		0-1-0		0-1-0
10-19-0		0-6-0	0-2-0		NON-CONFERENCE		1-4-0		5-5-0		4-2-0
6-4-0		0-1-0	0-0-0		HOME		0-0-0		2-2-0		4-1-0
4-13-0		0-5-0	0-0-0		AWAY		1-4-0		3-2-0		0-0-0
0-2-0		0-0-0	0-0-0		NEUTRAL		0-0-0		0-1-0		0-1-0
15-9-0		0-0-0	0-0-0		CONFERENCE		3-3-0		3-3-0		9-3-0
7-5-0		0-0-0	0-0-0		HOME		3-3-0		2-1-0		2-1-0
8-4-0		0-0-0	0-0-0		AWAY		0-0-0		1-2-0		7-2-0
0-0-0		0-0-0	0-0-0		NEUTRAL		0-0-0		0-0-0		0-0-0
RPI S	Opponent	Score		RPI S	Opponent	Score		RPI S	Opponent	Score	
10 A	Clemson	6	7	29 A	UNCW	2	15	65 A	Kent St.	1	3
10 H	Clemson	8	10	34 A	Georgia	0	6	65 A	Kent St.	4	5
15 A	North Carolina	2	10					70 H	UNCG	8	5
20 A	Georgia Tech	3	14					70 H	UNCG	19	8
20 A	Georgia Tech	4	5					70 H	UNCG	5	8
20 A	Georgia Tech	3	4					89 H	Mercer	8	9
								89 H	Mercer	9	7
								89 H	Mercer	2	9
								91 A	Indiana	4	1
								91 A	Indiana	2	3
								91 A	Indiana	1	9
								107 A	Cincinnati	1	3
								124 A	Kansas St.	6	2
								124 A	Kansas St.	10	2
								124 A	Kansas St.	7	5
								129 H	Samford	6	5
								129 H	Samford	10	5
								129 H	Samford	7	13
								132 A	Furman	10	4
								132 A	Furman	8	9
								132 A	Furman	4	11
								139 N	St. John's (NY)	3	14
								146 H	La.-Monroe	15	7
								146 H	La.-Monroe	6	11
								146 H	La.-Monroe	10	16
								148 A	Gardner-Webb	0	4
								148 H	Gardner-Webb	16	14
								182 A	Wofford	12	3
								182 A	Wofford	9	1
								182 A	Wofford	14	4
								190 N	Richmond	1	3
								198 H	Virginia Tech	14	10
								200 H	Presbyterian	10	9
								244 H	ETSU	15	9
								244 H	ETSU	12	11
								244 H	ETSU	8	14
								251 A	VMI	14	11
								251 A	VMI	7	1

Non-Div. I Games:

Western Caro.

70	H	UNCG	8	5
34	A	Georgia	0	6

RPI	S	Opponent	Score	
251	A	VMI	21	7
260	A	The Citadel	1	2
260	A	The Citadel	11	0
260	A	The Citadel	4	6
268	H	Niagara	10	2
268	H	Niagara	17	4
285	H	UNC Asheville	0	8

Average RPI Win:		202	WON-LOST RECORD		WINNING PCT. RANK		LAST 15 GAMES		STRENGTH OF SCHEDULE		OPP. STRENGTH OF SCHEDULE		TEAM RPI		ADJ RPI		CONF. RPI		ADJ CONF. RPI	
DIV. I ONLY			27-23-0		.54 118		12-3-0		207		258		131		.50962 131		20		20	
DIV. I NON-CONF.			8-18-0		.30769 254		3-1-0		222		291		241		.45338 241		19		19	
TOTALS		RPI 1-25		RPI 26-50		W-L RECORDS		RPI 51-100		RPI 101-150		RPI 150+								
27-23-0		0-0-0		0-0-0		OVERALL		3-3-0		0-5-0		24-15-0								
14-1-0		0-0-0		0-0-0		HOME		3-0-0		0-0-0		11-1-0								
13-22-0		0-0-0		0-0-0		AWAY		0-3-0		0-5-0		13-14-0								
0-0-0		0-0-0		0-0-0		NEUTRAL		0-0-0		0-0-0		0-0-0								
8-18-0		0-0-0		0-0-0		NON-CONFERENCE		0-3-0		0-5-0		8-10-0								
3-0-0		0-0-0		0-0-0		HOME		0-0-0		0-0-0		3-0-0								
5-18-0		0-0-0		0-0-		AWAY		0-3-0		0-5-0		5-10-0								
0-0-0		0-0-0		0-0-0		NEUTRAL		0-0-0		0-0-0		0-0-0								
19-5-0		0-0-0		0-0-0		CONFERENCE		3-0-0		0-0-0		16-5-0								
11-1-0		0-0-0		0-0-0		HOME		3-0-0		0-0-0		8-1-0								
8-4-0		0-0-0		0-0-0		AWAY		0-0-0		0-0-0		8-4-0								
0-0-0		0-0-0		0-0-0		NEUTRAL		0-0-0		0-0-0		0-0-0								
RPI	S	Opponent	Score	RPI	S	Opponent	Score	RPI	S	Opponent	Score	RPI	S	Opponent	Score					
								56	H	Hartford	12 1	118	A	Penn St.	2 5					
								56	H	Hartford	5 3	149	A	Delaware	4 5					
								56	H	Hartford	10 9	149	A	Delaware	2 4					
								70	A	UNCG	2 5	149	A	Delaware	7 9					
								70	A	UNCG	9 10	149	A	Delaware	2 13					
								70	A	UNCG	4 19	157	A	UMBC	4 5					
												157	A	UMBC	6 4					
												157	A	UMBC	7 5					
												171	H	Stony Brook	2 0					
												171	H	Stony Brook	11 5					
												171	H	Stony Brook	7 3					
												191	A	Houston Baptist	4 11					
												191	A	Houston Baptist	5 8					
												191	A	Houston Baptist	3 4					
												191	A	Houston Baptist	11 9					
												209	A	Albany (NY)	3 4					
												209	A	Albany (NY)	3 2					
												209	A	Albany (NY)	13 5					
												209	H	Albany (NY)	8 6					
												209	H	Albany (NY)	9 4					
												209	H	Albany (NY)	7 4					
												217	A	UMass Lowell	5 0					
												217	A	UMass Lowell	1 2					
												217	A	UMass Lowell	7 8					
												223	A	St. Bonaventure	4 2					
												235	A	Penn	0 1					
												235	A	Penn	2 6					

Non-Div. I Games:

Binghamton

209	A	Albany (NY)	13	5
248	A	Siena	7	8

RPI	S	Opponent	Score	
235	A	Penn	7	0
246	A	Maine	8	1
246	A	Maine	6	1
246	A	Maine	2	0
246	H	Maine	7	12
246	H	Maine	7	3
246	H	Maine	4	2
247	A	Marist	1	6
247	A	Marist	15	7
248	A	Siena	7	8
249	A	Cornell	2	3
251	A	VMI	1	2
251	A	VMI	9	15
251	A	VMI	15	10
261	H	Bucknell	14	2
279	H	NYIT	23	1
279	H	NYIT	3	2

B
i
n
g
h
a
m
t
o
n

B
i
n
g
h
a
m
t
o
n

Average RPI Win: 184		WON-LOST	WINNING	LAST 15	STRENGTH OF		OPP. STRENGTH	TEAM	ADJ	CONF.	ADJ CONF.
Average RPI Loss: 123		RECORD	PCT. RANK	GAMES	SCHEDULE		OF SCHEDULE	RPI	RPI	RPI	RPI
DIV. I ONLY		27-28-0	.49091	152	11-4-0		90	176	132	.50788	132
DIV. I NON-CONF.		13-18-0	.41935	195	2-1-0		62	178	154	.49606	154
TOTALS		RPI 1-25	RPI 26-50		W-L RECORDS		RPI 51-100		RPI 101-150		RPI 150+
27-28-0		0-4-0	0-3-0		OVERALL		5-6-0		4-4-0		18-11-0
16-12-0		0-2-0	0-0-0		HOME		2-3-0		4-3-0		10-4-0
11-16-0		0-2-0	0-3-0		AWAY		3-3-0		0-1-0		8-7-0
0-0-0		0-0-0	0-0-0		NEUTRAL		0-0-0		0-0-0		0-0-0
13-18-0		0-4-0	0-3-0		NON-CONFERENCE		3-2-0		0-2-0		10-7-0
9-7-0		0-2-0	0-0-0		HOME		1-1-0		0-1-0		8-3-0
4-11-0		0-2-0	0-0-0		AWAY		2-1-0		0-1-0		2-4-0
0-0-0		0-0-0	0-0-0		NEUTRAL		0-0-0		0-0-0		0-0-0
14-10-0		0-0-0	0-0-0		CONFERENCE		2-4-0		4-2-0		8-4-0
7-5-0		0-0-0	0-0-0		HOME		1-2-0		4-2-0		2-1-0
7-5-0		0-0-0	0-0-0		AWAY		1-2-0		0-0-0		6-3-0
0-0-0		0-0-0	0-0-0		NEUTRAL		0-0-0		0-0-0		0-0-0
RPI S	Opponent	Score	RPI S	Opponent	Score	RPI S	Opponent	Score	RPI S	Opponent	Score
5 A	South Carolina	4 5	27 A	Tulane	6 11	62 H	Col. of Charleston	9 7	129 H	Samford	4 2
5 H	South Carolina	4 14	27 A	Tulane	0 8	70 H	UNCG	9 7	129 H	Samford	3 5
10 A	Clemson	6 7	27 A	Tulane	6 10	70 H	UNCG	0 14	129 H	Samford	8 5
10 H	Clemson	7 9				70 H	UNCG	11 18	130 H	Western Caro.	4 10
						75 A	West Virginia	5 8	130 H	Western Caro.	9 8
						75 A	West Virginia	8 6	130 H	Western Caro.	11 4
						75 A	West Virginia	7 3	148 A	Gardner-Webb	3 6
						83 H	Michigan St.	8 15	148 H	Gardner-Webb	1 2
						89 A	Mercer	4 0	159 H	Holy Cross	7 4
						89 A	Mercer	7 8	159 H	Holy Cross	5 2
						89 A	Mercer	4 8	159 H	Holy Cross	7 10
									182 H	Wofford	2 0
									182 H	Wofford	5 13
									182 H	Wofford	5 1
									189 A	Davidson	3 4
									189 A	Davidson	3 4
									189 A	Davidson	4 15
									200 A	Presbyterian	10 8
									200 H	Presbyterian	9 8
									200 H	Presbyterian	8 6
									205 H	Fordham	2 5
									220 A	USC Upstate	2 8
									220 H	USC Upstate	3 11
									233 H	Dayton	8 1
									233 H	Dayton	9 3
									233 H	Dayton	5 2
									244 A	ETSU	6 5
			LAST 15 GAMES								
			182 H	Wofford	5 13	130 H	Western Caro.	4 10			
			182 H	Wofford	5 1	130 H	Western Caro.	9 8			
			182 H	Wofford	2 0	130 H	Western Caro.	11 4			
			251 A	VMI	3 1						
			251 A	VMI	15 4						

Non-Div. I Games:

Furman

251	A	VMI	6	10
285	A	UNC Asheville	4	3

RPI	S	Opponent	Score	
244	A	ETSU	9	13
244	A	ETSU	3	6
251	A	VMI	6	10
251	A	VMI	15	4
251	A	VMI	3	1
260	A	The Citadel	9	6
260	A	The Citadel	12	7
260	A	The Citadel	4	1
285	A	UNC Asheville	4	3
285	H	UNC Asheville	8	6

[illegible]

Non-Div. I Games:

Seton Hall

139 H St. John's (NY)	3	8
139 H St. John's (NY)	4	3

RPI	S	Opponent	Score	
256	H	Wagner	9	2
263	A	NJIT	9	3
263	H	NJIT	9	2
265	H	Lafayette	5	1
269	H	Rider	10	4
276	A	Butler	5	2
276	A	Butler	7	6
276	A	Butler	8	2
284	H	Iona	5	4
288	N	Savannah St.	4	3
295	H	Saint Peter's	5	4
295	H	Saint Peter's	8	1

S
e
t
o
n
H
a
l
l

S
e
t
o
n
H
a
l
l

49	A	Wright St.	5	1
234	A	Northern Ky.	5	4

RPI	S	Opponent	Score	
213	A	Illinois St.	8	5
213	A	Illinois St.	4	3
213	H	Illinois St.	4	3
234	A	Northern Ky.	5	4
234	A	Northern Ky.	7	3
234	H	Northern Ky.	0	3
234	H	Northern Ky.	6	0
234	H	Northern Ky.	8	0
259	A	Youngstown St.	1	0
259	A	Youngstown St.	10	3
259	A	Youngstown St.	22	3
259	H	Youngstown St.	4	3
259	H	Youngstown St.	6	0
293	A	Chicago St.	12	9
293	H	Chicago St.	6	2

Milwaukee

M
i
l
w
a
u
k
e
e

M
i
l
w
a
u
k
e
e

A
u
b
u
r
nA
u
b
u
r
n

Auburn

11 H Mississippi St.	6	16
11 H Mississippi St.	0	4

A
u
b
u
r
n

A
u
b
u
r
n

Average RPI Win: 176		WON-LOST RECORD	WINNING PCT. RANK	LAST 15 GAMES	STRENGTH OF SCHEDULE	OPP. STRENGTH OF SCHEDULE	TEAM RPI	ADJ RPI		CONF. RPI	ADJ CONF. RPI
Average RPI Loss: 146											
DIV. I ONLY		32-20-0	.61538 69	9-6-0	256	102	136	.50716	136	8	8
DIV. I NON-CONF.		22-9-0	.70968 36	1-4-0	296	135	148	.49876	148	13	13
<hr/>											
TOTALS		RPI 1-25	RPI 26-50		W-L RECORDS		RPI 51-100		RPI 101-150		RPI 150+
32-20-0		0-3-0	3-5-0		OVERALL		3-1-0		5-0-0		21-11-0
21-7-0		0-0-0	3-2-0		HOME		1-1-0		5-0-0		12-4-0
11-13-0		0-3-0	0-3-0		AWAY		2-0-0		0-0-0		9-7-0
0-0-0		0-0-0	0-0-0		NEUTRAL		0-0-0		0-0-0		0-0-0
22-9-0		0-0-0	2-0-0		NON-CONFERENCE		3-1-0		2-0-0		15-8-0
12-4-0		0-0-0	2-0-0		HOME		1-1-0		2-0-0		7-3-0
10-5-0		0-0-0	0-0-		AWAY		2-0-0		0-0-0		8-5-0
0-0-0		0-0-0	0-0-0		NEUTRAL		0-0-0		0-0-0		0-0-0
10-11-0		0-3-0	1-5-0		CONFERENCE		0-0-0		3-0-0		6-3-0
9-3-0		0-0-0	1-2-0		HOME		0-0-0		3-0-0		5-1-0
1-8-0		0-3-0	0-3-0		AWAY		0-0-0		0-0-0		1-2-0
0-0-0		0-0-0	0-0-0		NEUTRAL		0-0-0		0-0-0		0-0-0
RPI	S	Opponent	Score	RPI	S	Opponent	Score	RPI	S	Opponent	Score
19	A	UC Santa Barbara	0 1	42	H	Long Beach St.	3 6	84	A	Pepperdine	3 0
19	A	UC Santa Barbara	2 8	42	H	Long Beach St.	4 2	84	H	Pepperdine	1 3
19	A	UC Santa Barbara	4 5	42	H	Long Beach St.	0 12	94	A	UCLA	4 1
				44	A	Cal St. Fullerton	5 8	94	H	UCLA	20 12
				44	A	Cal St. Fullerton	4 7				
				44	A	Cal St. Fullerton	1 2				
				50	H	UConn	12 4				
				50	H	UConn	2 1				
				LAST 15 GAMES							
				271	A	Purdue	0 8	231	H	UC Davis	5 4
				271	A	Purdue	6 0	102	H	Cal Poly	2 1
				271	A	Purdue	0 1	102	H	Cal Poly	5 3
				271	A	Purdue	0 5				
				84	H	Pepperdine	1 3				
								232	A	Portland	3 7
								232	A	Portland	2 1
								232	A	Portland	2 1
								232	A	Portland	5 6
								258	A	CSU Bakersfield	7 5
								258	H	CSU Bakersfield	3 5

Non-Div. I Games:

CSUN

231	H	UC Davis	4	2
231	H	UC Davis	11	8

RPI	S	Opponent	Score	
258	H	CSU Bakersfield	5	8
262	H	Northern Colo.	2	3
262	H	Northern Colo.	6	0
262	H	Northern Colo.	4	2
262	H	Northern Colo.	5	3
271	A	Purdue	0	8
271	A	Purdue	0	5
271	A	Purdue	0	1
271	A	Purdue	6	0
275	A	George Mason	1	0

Average RPI Win: 169		WON-LOST	WINNING	LAST 15	STRENGTH OF		OPP. STRENGTH	TEAM	ADJ	CONF.	ADJ CONF.
Average RPI Loss: 121		RECORD	PCT. RANK	GAMES	SCHEDULE		OF SCHEDULE	RPI	RPI	RPI	RPI
DIV. I ONLY		26-25-0	.5098	141	5-10-0		131	142	137	.50675	137
DIV. I NON-CONF.		17-13-0	.56667	108	1-1-0		206	176	119	.51411	119
TOTALS		RPI 1-25	RPI 26-50		W-L RECORDS		RPI 51-100		RPI 101-150		RPI 150+
26-25-0	0-0-0	0-6-0		OVERALL		3-5-0		7-6-0		16-8-0	
15-8-0	0-0-0	0-0-0		HOME		0-1-0		7-3-0		8-4-0	
9-15-0	0-0-0	0-6-0		AWAY		3-3-0		0-3-0		6-3-0	
2-2-0	0-0-0	0-0-0		NEUTRAL		0-1-0		0-0-0		2-1-0	
17-13-0	0-0-0	0-3-0		NON-CONFERENCE		0-2-0		4-3-0		13-5-0	
9-2-0	0-0-0	0-0-0		HOME		0-1-0		4-0-0		5-1-0	
6-9-0	0-0-0	0-0-0		AWAY		0-0-0		0-3-0		6-3-0	
2-2-0	0-0-0	0-0-0		NEUTRAL		0-1-0		0-0-0		2-1-0	
9-12-0	0-0-0	0-3-0		CONFERENCE		3-3-0		3-3-0		3-3-0	
6-6-0	0-0-0	0-0-0		HOME		0-0-0		3-3-0		3-3-0	
3-6-0	0-0-0	0-3-0		AWAY		3-3-0		0-0-0		0-0-0	
0-0-0	0-0-0	0-0-0		NEUTRAL		0-0-0		0-0-0		0-0-0	
RPI S	Opponent	Score	RPI S	Opponent	Score	RPI S	Opponent	Score	RPI S	Opponent	Score
			31 A	Dallas Baptist	2 12	63 A	Indiana St.	0 7	114 H	FGCU	13 7
			31 A	Dallas Baptist	5 6	63 A	Indiana St.	3 2	114 H	FGCU	5 1
			31 A	Dallas Baptist	8 12	63 A	Indiana St.	0 3	114 H	FGCU	1 0
			47 A	South Ala.	0 11	65 N	Kent St.	3 6	115 H	Bradley	2 0
			47 A	South Ala.	4 5	91 H	Indiana	6 7	115 H	Bradley	3 4
			47 A	South Ala.	5 18	98 A	Missouri St.	7 1	115 H	Bradley	7 6
						98 A	Missouri St.	14 5	122 H	Southern Ill.	0 4
						98 A	Missouri St.	6 10	122 H	Southern Ill.	4 3
									122 H	Southern Ill.	1 4
									123 A	Liberty	3 5
									123 A	Liberty	2 5
									128 A	Western Ky.	5 6
									128 H	Western Ky.	6 2
									168 N	Monmouth	15 3
									175 H	Wichita St.	7 2
									175 H	Wichita St.	11 1
									175 H	Wichita St.	5 6
									182 A	Wofford	5 7
									195 A	Murray St.	2 1
									195 H	Murray St.	5 1
									196 A	Belmont	13 7
									196 H	Belmont	1 11
									201 H	Northern Ill.	8 6
									201 H	Northern Ill.	11 10
									201 H	Northern Ill.	5 2
									203 N	Central Conn. St.	5 0
									203 N	Central Conn. St.	5 9
LAST 15 GAMES			63 A	Indiana St.	0 3	31 A	Dallas Baptist	2 12	201 H	Northern Ill.	8 6
			63 A	Indiana St.	0 7	31 A	Dallas Baptist	5 6	201 H	Northern Ill.	11 10
			63 A	Indiana St.	3 2	196 H	Belmont	1 11	201 H	Northern Ill.	5 2
			122 H	Southern Ill.	4 3				203 N	Central Conn. St.	5 0
			122 H	Southern Ill.	0 4				203 N	Central Conn. St.	5 9

Non-Div. I Games: Southern Ind. 2 1

Evansville

122 H Southern Ill.	1	4
31 A Dallas Baptist	8	12

RPI	S	Opponent	Score	
211	A	Eastern Ky.	4	0
211	A	Eastern Ky.	10	2
211	A	Eastern Ky.	5	6
213	H	Illinois St.	6	8
213	H	Illinois St.	0	4
213	H	Illinois St.	4	3
220	A	USC Upstate	5	2
266	A	UT Martin	29	9
280	A	SIUE	10	11
280	H	SIUE	13	2

Evansville

E
v
a
n
s
v
i
l
l
e

E
v
a
n
s
v
i
l
l
e

[illegible]

Non-Div. I Games:

San Francisco

48	H	BYU	6	5
93	A	Nevada	5	6

RPI	S	Opponent	Score	
232	A	Portland	10	2
232	A	Portland	2	5

S
a
n
F
r
a
n
c
i
s
c
o

S
a
n
F
r
a
n
c
i
s
c
o

San Francisco

Average RPI Win:		208	WON-LOST RECORD		WINNING PCT. RANK		LAST 15 GAMES		STRENGTH OF SCHEDULE		OPP. STRENGTH OF SCHEDULE		TEAM RPI		ADJ RPI		CONF. RPI		ADJ CONF. RPI				
DIV. I ONLY			27-24-1		.52885 127		7-8-0		180		175		139		.50648 139		16		16				
DIV. I NON-CONF.			18-15-1		.54412 122		3-3-0		192		191		118		.51416 118		16		16				
TOTALS		RPI 1-25		RPI 26-50		W-L RECORDS		RPI 51-100		RPI 101-150		RPI 150+											
27-24-1		1-5-0		1-3-0		OVERALL		2-5-0		3-3-1		20-8-0											
14-6-0		0-0-0		1-2-0		HOME		0-1-0		0-0-0		13-3-0											
12-17-1		1-5-0		0-1-0		AWAY		2-4-0		2-3-1		7-4-0											
1-1-0		0-0-0		0-0-0		NEUTRAL		0-0-0		1-0-0		0-1-0											
18-15-1		1-5-0		0-1-0		NON-CONFERENCE		1-3-0		2-1-1		14-5-0											
9-2-0		0-0-0		0-0-0		HOME		0-1-0		0-0-0		9-1-0											
8-12-1		1-5-0		0-0-		AWAY		1-2-0		1-1-1		5-3-0											
1-1-0		0-0-0		0-0-0		NEUTRAL		0-0-0		1-0-0		0-1-0											
9-9-0		0-0-0		1-2-0		CONFERENCE		1-2-0		1-2-0		6-3-0											
5-4-0		0-0-0		1-2-0		HOME		0-0-0		0-0-0		4-2-0											
4-5-0		0-0-0		0-0-0		AWAY		1-2-0		1-2-0		2-1-0											
0-0-0		0-0-0		0-0-0		NEUTRAL		0-0-0		0-0-0		0-0-0											
RPI	S	Opponent		Score		RPI	S	Opponent		Score		RPI	S	Opponent		Score							
1	A	Louisville		4	8	29	A	UNCW		1	16	93	A	Nevada		1	12	122	A	Southern Ill.		2	2
1	A	Louisville		5	6	41	H	Creighton		2	8	93	A	Nevada		1	5	122	A	Southern Ill.		4	1
1	A	Louisville		0	4	41	H	Creighton		6	2	93	A	Nevada		10	3	122	A	Southern Ill.		3	6
16	A	Florida St.		2	9	41	H	Creighton		3	6	95	A	Xavier		0	1	130	N	Western Caro.		14	3
16	A	Florida St.		4	16							95	A	Xavier		4	2	132	A	Seton Hall		0	7
16	A	Florida St.		5	1							95	A	Xavier		8	11	132	A	Seton Hall		8	3
												99	H	Princeton		4	9	132	A	Seton Hall		3	4
																		178	A	Columbia		1	4
																		180	H	Georgetown		3	10
																		180	H	Georgetown		13	10
																		180	H	Georgetown		5	4
																		190	N	Richmond		10	14
																		197	H	Fairfield		11	7
																		209	A	Albany (NY)		20	3
																		209	H	Albany (NY)		3	2
																		243	A	Villanova		5	2
																		243	A	Villanova		6	1
																		243	A	Villanova		2	7
																		254	H	LIU Brooklyn		17	7
																		256	H	Wagner		9	5
																		257	A	Fairleigh Dickinson		16	1
																		258	A	CSU Bakersfield		3	4
																		258	A	CSU Bakersfield		4	10
																		258	A	CSU Bakersfield		5	4
																		276	H	Butler		4	3
																		276	H	Butler		5	13
																		276	H	Butler		2	0
LAST 15 GAMES																							
						41	H	Creighton		6	2	276	H	Butler		5	13						
						41	H	Creighton		2	8	276	H	Butler		4	3						
						41	H	Creighton		3	6	276	H	Butler		2	0						
						209	H	Albany (NY)		3	2							276	H	Butler		5	13
						132	A	Seton Hall		0	7							276	H	Butler		2	0

Non-Div. I Games:

St. John's (NY)

132 A Seton Hall	8	3
132 A Seton Hall	3	4

RPI	S	Opponent	Score	
277	H	La Salle	16	7
277	H	La Salle	15	0
277	H	La Salle	9	2
279	A	NYIT	8	1
279	H	NYIT	15	6
284	A	Iona	5	2
284	H	Iona	13	3
295	H	Saint Peter's	8	9

Average RPI Win: 226		WON-LOST	WINNING	LAST 15	STRENGTH OF		OPP. STRENGTH	TEAM	ADJ		CONF.	ADJ CONF.		
Average RPI Loss: 143		RECORD	PCT. RANK	GAMES	SCHEDULE		OF SCHEDULE	RPI	RPI		RPI	RPI		
DIV. I ONLY		31-21-0	.59615	81	7-7-0		201	266	140		.50581	140		
DIV. I NON-CONF.		11-14-0	.44	183	1-4-0		21	163	121		.51214	121		
TOTALS		RPI 1-25	RPI 26-50		W-L RECORDS		RPI 51-100		RPI 101-150		RPI 150+			
31-21-0		0-3-0	0-0-0		OVERALL		4-6-0		1-3-0		26-9-0			
19-7-0		0-0-0	0-0-0		HOME		3-4-0		1-2-0		15-1-0			
11-12-0		0-3-0	0-0-0		AWAY		1-2-0		0-1-0		10-6-0			
1-2-0		0-0-0	0-0-0		NEUTRAL		0-0-0		0-0-0		1-2-0			
11-14-0		0-3-0	0-0-0		NON-CONFERENCE		4-6-0		1-3-0		6-2-0			
8-6-0		0-0-0	0-0-0		HOME		3-4-0		1-2-0		4-0-0			
3-8-0		0-3-0	0-0-		AWAY		1-2-0		0-1-0		2-2-0			
0-0-0		0-0-0	0-0-0		NEUTRAL		0-0-0		0-0-0		0-0-0			
20-7-0		0-0-0	0-0-0		CONFERENCE		0-0-0		0-0-0		20-7-0			
11-1-0		0-0-0	0-0-0		HOME		0-0-0		0-0-0		11-1-0			
8-4-0		0-0-0	0-0-0		AWAY		0-0-0		0-0-0		8-4-0			
1-2-0		0-0-0	0-0-0		NEUTRAL		0-0-0		0-0-0		1-2-0			
RPI	S	Opponent	Score		RPI	S	Opponent	Score		RPI	S	Opponent	Score	
3	A	Miami (FL)	3	13						114	H	FGCU	5	6
3	A	Miami (FL)	7	12						114	H	FGCU	14	9
3	A	Miami (FL)	2	11						114	H	FGCU	6	8
										135	A	Auburn	2	11
										156	A	Alabama St.	14	8
										170	A	Bethune-Cookman	6	3
										170	A	Bethune-Cookman	5	6
										170	A	Bethune-Cookman	5	7
										170	H	Bethune-Cookman	2	1
										170	H	Bethune-Cookman	15	3
										170	H	Bethune-Cookman	5	3
										170	N	Bethune-Cookman	2	5
										206	H	Toledo	12	4
										241	H	Western Mich.	9	0
										241	H	Western Mich.	12	5
										241	H	Western Mich.	2	1
										270	N	Norfolk St.	2	4
										278	A	N.C. Central	6	9
										278	A	N.C. Central	5	4
										278	A	N.C. Central	4	0
										278	H	N.C. Central	6	4
										278	H	N.C. Central	16	4
										278	H	N.C. Central	6	3
										278	N	N.C. Central	10	2
										286	A	Jackson St.	9	16
										286	A	Jackson St.	3	4
										286	A	Jackson St.	15	2
LAST 15 GAMES														
				270	N	Norfolk St.	2	4		89	H	Mercer	7	6
				170	N	Bethune-Cookman	2	5		278	A	N.C. Central	5	4
				278	N	N.C. Central	10	2		278	A	N.C. Central	6	9
				287	H	N.C. A&T	12	2						
				287	H	N.C. A&T	7	2						

Non-Div. I Games:

Florida A&M

287	H	N.C. A&T	20	4
89	H	Mercer	5	22

RPI	S	Opponent	Score	
287	A	N.C. A&T	22	11
287	A	N.C. A&T	17	7
287	A	N.C. A&T	5	3
287	H	N.C. A&T	7	2
287	H	N.C. A&T	12	2
287	H	N.C. A&T	20	4
288	A	Savannah St.	7	2
288	A	Savannah St.	12	5
288	A	Savannah St.	1	2
288	H	Savannah St.	9	6
288	H	Savannah St.	5	10
288	H	Savannah St.	11	4

Florida A&M

F
l
o
r
i
d
a

A
&
M

F
l
o
r
i
d
a

A
&
M

UCF

Average RPI Win: 182		WON-LOST	WINNING	LAST 15	STRENGTH OF		OPP. STRENGTH	TEAM	ADJ	CONF.	ADJ CONF.
Average RPI Loss: 71		RECORD	PCT. RANK	GAMES	SCHEDULE		OF SCHEDULE	RPI	RPI	RPI	RPI
DIV. I ONLY		25-31-0	.44643	193	59		89	141	.50502	141	6
DIV. I NON-CONF.		17-15-0	.53125	129	34		132	93	.53164	93	6
TOTALS		RPI 1-25	RPI 26-50		W-L RECORDS		RPI 51-100		RPI 101-150		RPI 150+
25-31-0		1-10-0	1-8-0		OVERALL		3-5-0		2-2-0		18-6-0
18-12-0		0-6-0	0-3-0		HOME		2-0-0		2-1-0		14-2-0
7-17-0		1-4-0	1-5-0		AWAY		1-4-0		0-0-0		4-4-0
0-2-0		0-0-0	0-0-0		NEUTRAL		0-1-0		0-1-0		0-0-0
17-15-0		1-7-0	1-2-0		NON-CONFERENCE		2-3-0		0-1-0		13-2-0
14-4-0		0-3-0	0-0-0		HOME		2-0-0		0-0-0		12-1-0
3-9-0		1-4-0	1-0-		AWAY		0-2-0		0-0-0		1-1-0
0-2-0		0-0-0	0-0-0		NEUTRAL		0-1-0		0-1-0		0-0-0
8-16-0		0-3-0	0-6-0		CONFERENCE		1-2-0		2-1-0		5-4-0
4-8-0		0-3-0	0-3-0		HOME		0-0-0		2-1-0		2-1-0
4-8-0		0-0-0	0-3-0		AWAY		1-2-0		0-0-0		3-3-0
0-0-0		0-0-0	0-0-0		NEUTRAL		0-0-0		0-0-0		0-0-0
RPI S	Opponent	Score	RPI S	Opponent	Score	RPI S	Opponent	Score	RPI S	Opponent	Score
2 A	Florida	0 4	27 H	Tulane	1 4	54 A	North Florida	3 4	107 H	Cincinnati	12 1
2 H	Florida	5 9	27 H	Tulane	0 6	54 H	North Florida	5 4	107 H	Cincinnati	2 4
3 A	Miami (FL)	4 8	27 H	Tulane	3 4	71 A	Houston	2 1	107 H	Cincinnati	8 7
3 H	Miami (FL)	2 5	33 A	Rice	10 13	71 A	Houston	0 1	147 N	Texas St.	1 2
16 A	Florida St.	2 7	33 A	Rice	2 0	71 A	Houston	3 4	170 A	Bethune-Cookman	3 17
16 A	Florida St.	4 5	33 A	Rice	3 4	73 A	Jacksonville	3 8	170 H	Bethune-Cookman	12 7
22 A	Fla. Atlantic	3 1	50 A	UConn	3 4	73 H	Jacksonville	6 3	174 A	South Fla.	0 4
22 H	Fla. Atlantic	0 5	50 A	UConn	0 3	83 N	Michigan St.	2 6	174 A	South Fla.	9 2
24 H	East Carolina	3 5	50 A	UConn	8 15				174 A	South Fla.	4 5
24 H	East Carolina	1 7							174 H	South Fla.	4 0
24 H	East Carolina	7 8							174 H	South Fla.	4 6
									174 H	South Fla.	6 5
									219 A	Memphis	7 1
									219 A	Memphis	9 2
									219 A	Memphis	1 6
									226 A	A&M-Corpus Christi	4 3
									240 H	Brown	5 15
									240 H	Brown	6 4
									240 H	Brown	2 0
									248 H	Siena	11 2
									248 H	Siena	10 9
									248 H	Siena	15 0
									249 H	Cornell	8 3
									249 H	Cornell	4 3
									249 H	Cornell	16 0
									254 H	LIU Brooklyn	12 7
									254 H	LIU Brooklyn	5 2
LAST 15 GAMES			LAST 15 GAMES			LAST 15 GAMES			LAST 15 GAMES		
24 H	East Carolina	7 8	107 H	Cincinnati	12 1	24 H	East Carolina	1 7	107 H	Cincinnati	8 7
24 H	East Carolina	3 5	73 H	Jacksonville	6 3	24 H	East Carolina	0 3			
50 A	UConn	8 15				50 A	UConn	0 3			
50 A	UConn					50 A	UConn	8 15			

Non-Div. I Games:

UCF

50	A	UConn	3	4
107	H	Cincinnati	2	4

RPI	S	Opponent	Score	
254	H	LIU Brooklyn	4	3

UCF

U
C
F

U
C
F

Average RPI Win: 228		WON-LOST RECORD	WINNING PCT. RANK	LAST 15 GAMES	STRENGTH OF SCHEDULE	OPP. STRENGTH OF SCHEDULE	TEAM RPI	ADJ RPI	CONF. RPI	ADJ CONF. RPI		
Average RPI Loss: 194												
DIV. I ONLY		41-14-1	.74107	8	11-3-0	284	256	142	.50458	142	27	27
DIV. I NON-CONF.		22-7-1	.75	28	1-0-0	285	267	133	.50632	133	29	29
<hr/>												
TOTALS		RPI 1-25		RPI 26-50		W-L RECORDS		RPI 51-100		RPI 101-150		RPI 150+
41-14-1		0-0-0		0-0-0		OVERALL		4-1-0		0-0-0		37-13-1
21-8-1		0-0-0		0-0-0		HOME		4-1-0		0-0-0		17-7-1
14-3-0		0-0-0		0-0-0		AWAY		0-0-0		0-0-0		14-3-0
6-3-0		0-0-0		0-0-0		NEUTRAL		0-0-0		0-0-0		6-3-0
22-7-1		0-0-0		0-0-0		NON-CONFERENCE		4-1-0		0-0-0		18-6-1
12-5-1		0-0-0		0-0-0		HOME		4-1-0		0-0-0		8-4-1
8-1-0		0-0-0		0-0-		AWAY		0-0-0		0-0-0		8-1-0
2-1-0		0-0-0		0-0-0		NEUTRAL		0-0-0		0-0-0		2-1-0
19-7-0		0-0-0		0-0-0		CONFERENCE		0-0-0		0-0-0		19-7-0
9-3-0		0-0-0		0-0-0		HOME		0-0-0		0-0-0		9-3-0
6-2-0		0-0-0		0-0-0		AWAY		0-0-0		0-0-0		6-2-0
4-2-0		0-0-0		0-0-0		NEUTRAL		0-0-0		0-0-0		4-2-0
RPI	S	Opponent	Score	RPI	S	Opponent	Score	RPI	S	Opponent	Score	
						99 H Princeton	7 0	157 A UMBC		4	5	
						99 H Princeton	1 0	157 H UMBC		4	6	
						99 H Princeton	1 0	159 H Holy Cross		4	2	
						99 H Princeton	1 4	159 H Holy Cross		1	3	
						100 H Rutgers	3 2	159 H Holy Cross		2	4	
								159 H Holy Cross		9	0	
								159 N Holy Cross		2	3	
								159 N Holy Cross		1	0	
								159 N Holy Cross		2	1	
								180 A Georgetown		6	5	
								186 N Air Force		5	10	
								186 N Air Force		3	1	
								186 N Air Force		5	0	
								203 H Central Conn. St.		2	9	
								203 H Central Conn. St.		2	3	
								203 H Central Conn. St.		1	8	
								208 H Yale		2	2	
								208 H Yale		11	4	
								208 H Yale		3	2	
								208 H Yale		8	2	
								222 A Towson		6	5	
								242 H Buffalo		6	2	
								245 H Lehigh		2	9	
								245 H Lehigh		3	0	
								245 H Lehigh		10	3	
								245 H Lehigh		3	0	
								253 H Army West Point		3	2	
LAST 15 GAMES												
						159 N Holy Cross	1 0	261 A Bucknell		15	0	
						159 N Holy Cross	2 3	261 A Bucknell		7	4	
						159 N Holy Cross	2 1	261 A Bucknell		2	0	
						261 N Bucknell	13 6					
						261 N Bucknell	5 3					

Non-Div. I Games: Chestnut Hill 13 1

Navy

261 N Bucknell	3	9
261 A Bucknell	4	6

RPI	S	Opponent	Score	
253	H	Army West Point	6	2
253	H	Army West Point	7	3
253	H	Army West Point	3	1
261	A	Bucknell	4	6
261	A	Bucknell	7	4
261	A	Bucknell	15	0
261	A	Bucknell	2	0
261	N	Bucknell	3	9
261	N	Bucknell	13	6
261	N	Bucknell	5	3
263	H	NJIT	4	0
263	H	NJIT	7	3
265	A	Lafayette	5	7
265	A	Lafayette	19	6
265	A	Lafayette	8	4
265	A	Lafayette	7	0
275	A	George Mason	13	9
287	A	N.C. A&T	11	4
287	A	N.C. A&T	6	1
287	A	N.C. A&T	14	8
291	A	Delaware St.	16	4
291	H	Delaware St.	20	4
294	A	UMES	16	4
294	H	UMES	11	2

N
a
v
y

N
a
v
y

[illegible]

Non-Div. I Games:

Saint Joseph's

205	H	Fordham	7	6
168	H	Monmouth	14	2

RPI	S	Opponent	Score	
229	A	Saint Louis	6	22
229	A	Saint Louis	3	2
229	A	Saint Louis	3	2
230	N	Central Mich.	5	2
231	N	UC Davis	10	8
241	N	Western Mich.	17	8
243	H	Villanova	8	0
243	H	Villanova	8	3
252	A	Massachusetts	3	1
252	A	Massachusetts	6	1
252	A	Massachusetts	17	7
261	H	Bucknell	6	5
265	A	Lafayette	9	4
269	N	Rider	5	3
277	A	La Salle	10	2
277	A	La Salle	2	3
277	A	La Salle	14	2

[illegible]

Non-Div. I Games:	Purdue-North Cent.	17	6
--------------------------	---------------------------	-----------	----------

Valparaiso

259 A Youngstown St.	6	7
259 A Youngstown St.	15	7

RPI	S	Opponent	Score	
259	H	Youngstown St.	7	5
259	H	Youngstown St.	4	0
259	H	Youngstown St.	6	1
271	H	Purdue	13	10
293	A	Chicago St.	10	6
293	H	Chicago St.	12	4

Average RPI Win:		204	WON-LOST RECORD		WINNING PCT. RANK		LAST 15 GAMES		STRENGTH OF SCHEDULE		OPP. STRENGTH OF SCHEDULE		TEAM RPI		ADJ RPI		CONF. RPI		ADJ CONF. RPI				
DIV. I ONLY			32-21-0		.60377	74	10-5-0		248		197		145		.50104		145	28		28			
DIV. I NON-CONF.			12-14-0		.46154	167	0-2-0		175		43		168		.48818		167	27		28			
TOTALS		RPI 1-25		RPI 26-50			W-L RECORDS			RPI 51-100			RPI 101-150			RPI 150+							
32-21-0		1-3-0		0-0-0			OVERALL			1-3-0			5-6-0			25-9-0							
15-9-0		0-0-0		0-0-0			HOME			0-1-0			3-4-0			12-4-0							
16-9-0		1-3-0		0-0-0			AWAY			0-1-0			2-0-0			13-5-0							
1-3-0		0-0-0		0-0-0			NEUTRAL			1-1-0			0-2-0			0-0-0							
12-14-0		1-3-0		0-0-0			NON-CONFERENCE			1-3-0			3-5-0			7-3-0							
6-6-0		0-0-0		0-0-0			HOME			0-1-0			1-3-0			5-2-0							
5-5-0		1-3-0		0-0-			AWAY			0-1-0			2-0-0			2-1-0							
1-3-0		0-0-0		0-0-0			NEUTRAL			1-1-0			0-2-0			0-0-0							
20-7-0		0-0-0		0-0-0			CONFERENCE			0-0-0			2-1-0			18-6-0							
9-3-0		0-0-0		0-0-0			HOME			0-0-0			2-1-0			7-2-0							
11-4-0		0-0-0		0-0-0			AWAY			0-0-0			0-0-0			11-4-0							
0-0-0		0-0-0		0-0-0			NEUTRAL			0-0-0			0-0-0			0-0-0							
RPI	S	Opponent		Score		RPI	S	Opponent		Score		RPI	S	Opponent		Score		RPI	S	Opponent		Score	
12	A	Texas Tech		7	6							60	A	New Mexico		4	10	105	A	Baylor		9	5
12	A	Texas Tech		2	14							60	H	New Mexico		2	3	105	A	Baylor		7	4
25	A	Arizona		8	11							60	N	New Mexico		9	6	111	H	SFA		2	8
25	A	Arizona		7	8							60	N	New Mexico		2	3	111	H	SFA		7	6
																		111	H	SFA		4	5
																		111	H	SFA		7	14
																		112	H	Seattle		7	5
																		112	H	Seattle		8	5
																		112	H	Seattle		9	10
																		120	N	San Diego		1	5
																		120	N	San Diego		1	10
																		151	H	Utah Valley		4	7
																		151	H	Utah Valley		1	6
																		151	H	Utah Valley		7	4
																		169	A	UC Riverside		4	2
																		169	A	UC Riverside		6	5
																		169	A	UC Riverside		2	8
																		176	H	Sacramento St.		6	2
																		176	H	Sacramento St.		14	4
																		176	H	Sacramento St.		13	6
																		210	A	Grand Canyon		5	4
																		210	A	Grand Canyon		7	6
																		210	A	Grand Canyon		4	3
																		222	H	Towson		9	8
																		222	H	Towson		8	5
																		222	H	Towson		17	3
																		246	H	Maine		3	2
LAST 15 GAMES																							
						262	A	Northern Colo.		3	6					112	H	Seattle		8	5		
						262	A	Northern Colo.		18	16					112	H	Seattle		9	10		
						262	A	Northern Colo.		10	6					60	H	New Mexico		2	3		
						290	A	North Dakota		7	2												
						290	A	North Dakota		4	0												

Non-Div. I Games:

New Mexico St.

290 A North Dakota	6	0
112 H Seattle	7	5

RPI	S	Opponent	Score	
246	H	Maine	7	3
246	H	Maine	1	3
246	H	Maine	3	13
258	A	CSU Bakersfield	2	8
258	A	CSU Bakersfield	6	7
258	A	CSU Bakersfield	5	4
262	A	Northern Colo.	18	16
262	A	Northern Colo.	3	6
262	A	Northern Colo.	10	6
281	A	UTRGV	12	3
281	A	UTRGV	3	9
281	A	UTRGV	7	3
290	A	North Dakota	6	0
290	A	North Dakota	4	0
290	A	North Dakota	7	2
293	H	Chicago St.	11	4
293	H	Chicago St.	8	2
293	H	Chicago St.	17	5

New Mexico St.

New Mexico St.

New Mexico St.

Average RPI Win:		140	WON-LOST		WINNING		LAST 15		STRENGTH OF		OPP. STRENGTH		TEAM		ADJ		CONF.		ADJ CONF.					
Average RPI Loss:		89	RECORD		PCT. RANK		GAMES		SCHEDULE		OF SCHEDULE		RPI		RPI		RPI		RPI					
DIV. I ONLY			20-35-0		.36364	241	5-10-0		39		95		146		.501	146	9		9					
DIV. I NON-CONF.			10-15-0		.4	207	1-2-0		11		92		99		.52684	99	9		9					
TOTALS		RPI 1-25		RPI 26-50		W-L RECORDS		RPI 51-100		RPI 101-150		RPI 150+												
20-35-0		0-4-0		2-11-0		OVERALL		5-4-0		7-14-0		6-2-0												
11-10-0		0-0-0		0-2-0		HOME		1-2-0		4-4-0		6-2-0												
9-24-0		0-3-0		2-9-0		AWAY		4-2-0		3-10-0		0-0-0												
0-1-0		0-1-0		0-0-0		NEUTRAL		0-0-0		0-0-0		0-0-0												
10-15-0		0-1-0		2-8-0		NON-CONFERENCE		0-0-0		6-6-0		2-0-0												
5-4-0		0-0-0		0-2-0		HOME		0-0-0		3-2-0		2-0-0												
5-10-0		0-0-0		2-0-		AWAY		0-0-0		3-4-0		0-0-0												
0-1-0		0-1-0		0-0-0		NEUTRAL		0-0-0		0-0-0		0-0-0												
10-20-0		0-3-0		0-3-0		CONFERENCE		5-4-0		1-8-0		4-2-0												
6-6-0		0-0-0		0-0-0		HOME		1-2-0		1-2-0		4-2-0												
4-14-0		0-3-0		0-3-0		AWAY		4-2-0		0-6-0		0-0-0												
0-0-0		0-0-0		0-0-0		NEUTRAL		0-0-0		0-0-0		0-0-0												
RPI	S	Opponent		Score		RPI	S	Opponent		Score		RPI	S	Opponent		Score								
11	N	Mississippi St.		0	1	31	A	Dallas Baptist		6	3	79	A	Troy		6	2	106	A	McNeese St.	2	11		
18	A	La.-Lafayette		5	6	31	A	Dallas Baptist		3	7	79	A	Troy		3	5	106	A	McNeese St.	12	4		
18	A	La.-Lafayette		2	6	31	A	Dallas Baptist		1	6	79	A	Troy		4	3	111	A	SFA	2	6		
18	A	La.-Lafayette		2	8	38	A	Louisiana Tech		4	14	92	H	Ga. Southern		2	1	117	A	Arkansas	1	3		
						38	H	Louisiana Tech		1	7	92	H	Ga. Southern		1	13	119	A	Arkansas St.	1	8		
						40	A	Northwestern St.		2	11	92	H	Ga. Southern		1	4	119	A	Arkansas St.	4	12		
						40	H	Northwestern St.		2	6	97	A	UT Arlington		3	2	119	A	Arkansas St.	4	5		
						45	A	Southeastern La.		2	8	97	A	UT Arlington		8	3	121	H	Little Rock	0	17		
						45	A	Southeastern La.		0	2	97	A	UT Arlington		4	8	121	H	Little Rock	6	7		
						45	A	Southeastern La.		6	5							121	H	Little Rock	4	1		
						47	A	South Ala.		0	13							129	H	Samford	6	4		
						47	A	South Ala.		4	10							129	H	Samford	5	2		
						47	A	South Ala.		2	12							129	H	Samford	2	10		
																		130	A	Western Caro.	16	10		
																		130	A	Western Caro.	11	6		
																		130	A	Western Caro.	7	15		
																		144	H	Valparaiso	18	9		
																		144	H	Valparaiso	6	9		
																		147	A	Texas St.	5	7		
																		147	A	Texas St.	2	3		
																		147	A	Texas St.	1	6		
																		177	H	Nicholls St.	3	1		
																		225	H	Georgia St.	5	3		
																		225	H	Georgia St.	14	0		
																		225	H	Georgia St.	3	7		
																		237	H	Appalachian St.	10	5		
																		237	H	Appalachian St.	6	2		
LAST 15 GAMES																								
						18	A	La.-Lafayette		2	6	79	A	Troy		6	2							
						18	A	La.-Lafayette		5	6	79	A	Troy		3	5							
						18	A	La.-Lafayette		2	8	38	A	Louisiana Tech		4	14							
						121	H	Little Rock		6	7													
						121	H	Little Rock		0	17													

Non-Div. I Games:

La.-Monroe

121	H	Little Rock	4	1
79	A	Troy	4	3

RPI	S	Opponent	Score	
237	H	Appalachian St.	4	5
286	H	Jackson St.	10	7

La.-Monroe

L
a
.
-
M
o
n
r
o
e

L
a
.
-
M
o
n
r
o
e

Average RPI Win: 166		WON-LOST	WINNING	LAST 15	STRENGTH OF		OPP. STRENGTH	TEAM	ADJ		CONF.	ADJ CONF.
Average RPI Loss: 100		RECORD	PCT. RANK	GAMES	SCHEDULE		OF SCHEDULE	RPI	RPI		RPI	RPI
DIV. I ONLY		30-26-0	.53571	124	8-7-0		188	57	147		9	9
DIV. I NON-CONF.		14-12-0	.53846	123	2-1-0		259	37	182		9	9
TOTALS		RPI 1-25	RPI 26-50		W-L RECORDS		RPI 51-100		RPI 101-150		RPI 150+	
30-26-0		1-3-0	0-6-0		OVERALL		7-6-0		7-7-0		15-4-0	
18-14-0		0-0-0	0-4-0		HOME		2-4-0		3-4-0		13-2-0	
11-11-0		1-3-0	0-2-0		AWAY		5-1-0		3-3-0		2-2-0	
1-1-0		0-0-0	0-0-0		NEUTRAL		0-1-0		1-0-0		0-0-0	
14-12-0		0-1-0	0-3-0		NON-CONFERENCE		1-3-0		3-2-0		10-3-0	
9-5-0		0-0-0	0-1-0		HOME		1-2-0		0-1-0		8-1-0	
4-6-0		0-1-0	0-0-		AWAY		0-0-0		2-1-0		2-2-0	
1-1-0		0-0-0	0-0-0		NEUTRAL		0-1-0		1-0-0		0-0-0	
16-14-0		1-2-0	0-3-0		CONFERENCE		6-3-0		4-5-0		5-1-0	
9-9-0		0-0-0	0-3-0		HOME		1-2-0		3-3-0		5-1-0	
7-5-0		1-2-0	0-0-0		AWAY		5-1-0		1-2-0		0-0-0	
0-0-0		0-0-0	0-0-0		NEUTRAL		0-0-0		0-0-0		0-0-0	
RPI S	Opponent	Score	RPI S	Opponent	Score	RPI S	Opponent	Score	RPI S	Opponent	Score	
4 A	Texas A&M	1 14	33 A	Rice	4 8	79 H	Troy	3 5	105 A	Baylor	12 3	
18 A	La.-Lafayette	2 1	33 H	Rice	1 3	79 H	Troy	8 12	119 A	Arkansas St.	1 6	
18 A	La.-Lafayette	0 1	43 A	Sam Houston St.	6 8	79 H	Troy	4 1	119 A	Arkansas St.	12 3	
18 A	La.-Lafayette	1 5	47 H	South Ala.	2 3	83 N	Michigan St.	2 3	119 A	Arkansas St.	6 9	
			47 H	South Ala.	4 6	92 A	Ga. Southern	7 3	121 H	Little Rock	2 10	
			47 H	South Ala.	3 7	92 A	Ga. Southern	4 3	121 H	Little Rock	6 7	
						92 A	Ga. Southern	4 3	121 H	Little Rock	7 8	
						93 H	Nevada	6 17	141 N	UCF	2 1	
						93 H	Nevada	3 6	146 H	La.-Monroe	6 1	
						93 H	Nevada	3 2	146 H	La.-Monroe	7 5	
						97 A	UT Arlington	4 3	146 H	La.-Monroe	3 2	
						97 A	UT Arlington	4 9	150 A	Texas	3 2	
						97 A	UT Arlington	6 2	150 A	Texas	2 6	
									150 H	Texas	4 10	
									184 H	Washington St.	8 9	
									184 H	Washington St.	7 6	
									184 H	Washington St.	6 2	
									184 H	Washington St.	10 1	
									185 A	UTSA	6 0	
									185 A	UTSA	7 14	
									185 H	UTSA	13 10	
									225 H	Georgia St.	6 2	
									225 H	Georgia St.	9 10	
									225 H	Georgia St.	10 1	
									226 A	A&M-Corpus Christi	11 0	
									226 H	A&M-Corpus Christi	4 1	
									237 H	Appalachian St.	16 0	
			LAST 15 GAMES									
			97 A	UT Arlington	6 2	225 H	Georgia St.	9 10				
			97 A	UT Arlington	4 9	225 H	Georgia St.	10 1				
			97 A	UT Arlington	4 3	225 H	Georgia St.	6 2				
			150 A	Texas	3 2							
			119 A	Arkansas St.	12 3							

Non-Div. I Games:

Texas St.

Texas St.

119 A Arkansas St.	6	9
119 A Arkansas St.	1	6

Through Games Of May 23, 2016

RPI	S	Opponent	Score	
237	H	Appalachian St.	4	0
237	H	Appalachian St.	4	2
274	H	Incarnate Word	4	0
274	H	Incarnate Word	22	5
274	H	Incarnate Word	5	4
281	A	UTRGV	3	4

Texas St.

T
e
x
a
s
S
t
.

T
e
x
a
s
S
t
.

Average RPI Win: 225		WON-LOST	WINNING	LAST 15	STRENGTH OF		OPP. STRENGTH	TEAM	ADJ	CONF.	ADJ CONF.
Average RPI Loss: 132		RECORD	PCT. RANK	GAMES	SCHEDULE		OF SCHEDULE	RPI	RPI	RPI	RPI
DIV. I ONLY		36-19-0	.65455	44	10-5-0		274	168	148	.49978	148
DIV. I NON-CONF.		22-9-0	.70968	36	1-2-0		293	211	163	.49079	163
TOTALS		RPI 1-25	RPI 26-50		W-L RECORDS		RPI 51-100		RPI 101-150		RPI 150+
36-19-0		0-6-0	0-0-0		OVERALL		2-1-0		3-1-0		31-11-0
29-6-0		0-0-0	0-0-0		HOME		2-1-0		2-0-0		25-5-0
7-13-0		0-6-0	0-0-0		AWAY		0-0-0		1-1-0		6-6-0
0-0-0		0-0-0	0-0-0		NEUTRAL		0-0-0		0-0-0		0-0-0
22-9-0		0-3-0	0-0-0		NON-CONFERENCE		0-0-0		3-1-0		19-5-0
20-3-0		0-0-0	0-0-0		HOME		0-0-0		2-0-0		18-3-0
2-6-0		0-3-0	0-0-		AWAY		0-0-0		1-1-0		1-2-0
0-0-0		0-0-0	0-0-0		NEUTRAL		0-0-0		0-0-0		0-0-0
14-10-0		0-3-0	0-0-0		CONFERENCE		2-1-0		0-0-0		12-6-0
9-3-0		0-0-0	0-0-0		HOME		2-1-0		0-0-0		7-2-0
5-7-0		0-3-0	0-0-0		AWAY		0-0-0		0-0-0		5-4-0
0-0-0		0-0-0	0-0-0		NEUTRAL		0-0-0		0-0-0		0-0-0
RPI S	Opponent	Score	RPI S	Opponent	Score	RPI S	Opponent	Score	RPI S	Opponent	Score
14 A	Coastal Caro.	4 10				96 H	High Point	9 0	130 A	Western Caro.	14 16
14 A	Coastal Caro.	6 10				96 H	High Point	2 5	130 H	Western Caro.	4 0
14 A	Coastal Caro.	4 16				96 H	High Point	3 1	132 A	Furman	2 1
15 A	North Carolina	5 11							132 H	Furman	6 3
23 A	Duke	4 13							155 H	Charlotte	8 4
23 A	Duke	1 4							158 A	Campbell	5 0
									158 A	Campbell	4 17
									158 A	Campbell	4 10
									164 H	Winthrop	5 3
									164 H	Winthrop	4 7
									164 H	Winthrop	5 3
									181 H	James Madison	7 6
									181 H	James Madison	5 4
									181 H	James Madison	8 2
									182 A	Wofford	9 13
									182 H	Wofford	5 3
									182 H	Wofford	1 5
									200 H	Presbyterian	0 3
									200 H	Presbyterian	3 1
									200 H	Presbyterian	14 0
									212 A	Radford	0 1
									212 A	Radford	10 4
									212 A	Radford	4 6
									220 A	USC Upstate	4 7
									220 H	USC Upstate	0 3
									238 H	Charleston So.	1 0
									238 H	Charleston So.	21 2
LAST 15 GAMES			LAST 15 GAMES			LAST 15 GAMES			LAST 15 GAMES		
164 H	Winthrop	4 7	23 A	Duke	1 4	212 A	Radford	4 6	212 A	Radford	4 6
164 H	Winthrop	5 3	212 A	Radford	4 6	212 A	Radford	10 4	220 A	USC Upstate	4 7
164 H	Winthrop	5 3	212 A	Radford	10 4	220 H	USC Upstate	0 3	238 H	Charleston So.	1 0
285 A	UNC Asheville	6 1							238 H	Charleston So.	21 2
285 A	UNC Asheville	12 1									

Non-Div. I Games:

Gardner-Webb

285	A	UNC Asheville	11	6
23	A	Duke	4	13

RPI	S	Opponent	Score	
238	H	Charleston So.	5	2
265	H	Lafayette	6	7
269	H	Rider	6	2
269	H	Rider	3	2
269	H	Rider	6	1
269	H	Rider	8	2
284	H	Iona	11	1
284	H	Iona	4	2
284	H	Iona	3	2
284	H	Iona	9	8
285	A	UNC Asheville	6	1
285	A	UNC Asheville	12	1
285	A	UNC Asheville	11	6
287	A	N.C. A&T	1	0
287	H	N.C. A&T	10	6
291	H	Delaware St.	7	6
291	H	Delaware St.	9	0
291	H	Delaware St.	7	1
291	H	Delaware St.	8	0

Gardner-Webb

Gardner-Webb

Gardner-Webb

Delaware

222 A Towson	9	10
204 H Elon	16	12

RPI	S	Opponent	Score	
218	N	Manhattan	2	10
222	A	Towson	9	6
222	A	Towson	6	1
222	A	Towson	9	10
245	A	Lehigh	7	16
248	H	Siena	11	4
248	H	Siena	2	9
248	H	Siena	6	2
250	A	Hofstra	13	3
250	A	Hofstra	8	4
250	A	Hofstra	8	4
277	A	La Salle	4	2
277	H	La Salle	22	1
291	A	Delaware St.	19	8
291	H	Delaware St.	8	3
291	H	Delaware St.	4	2

D
e
l
a
w
a
r
e

D
e
l
a
w
a
r
e

75 A West Virginia	7	14
75 A West Virginia	2	11

Average RPI Win: 189		WON-LOST RECORD		WINNING PCT. RANK		LAST 15 GAMES		STRENGTH OF SCHEDULE		OPP. STRENGTH OF SCHEDULE		TEAM RPI		ADJ RPI		CONF. RPI		ADJ CONF. RPI	
DIV. I ONLY		33-21-0		.61111 71		11-4-0		251		200		151		.49946 151		28		28	
DIV. I NON-CONF.		15-12-0		.55556 114		1-1-0		168		62		114		.51606 114		27		28	
TOTALS		RPI 1-25		RPI 26-50		W-L RECORDS		RPI 51-100		RPI 101-150		RPI 150+							
33-21-0		0-1-0		3-4-0		OVERALL		1-0-0		7-4-0		22-12-0							
14-10-0		0-0-0		2-2-0		HOME		0-0-0		2-2-0		10-6-0							
15-7-0		0-1-0		1-1-0		AWAY		0-0-0		4-1-0		10-4-0							
4-4-0		0-0-0		0-1-0		NEUTRAL		1-0-0		1-1-0		2-2-0							
15-12-0		0-1-0		3-4-0		NON-CONFERENCE		1-0-0		4-1-0		7-6-0							
5-4-0		0-0-0		2-2-0		HOME		0-0-0		1-0-0		2-2-0							
6-4-0		0-1-0		1-0-		AWAY		0-0-0		2-0-0		3-2-0							
4-4-0		0-0-0		0-1-0		NEUTRAL		1-0-0		1-1-0		2-2-0							
18-9-0		0-0-0		0-0-0		CONFERENCE		0-0-0		3-3-0		15-6-0							
9-6-0		0-0-0		0-0-0		HOME		0-0-0		1-2-0		8-4-0							
9-3-0		0-0-0		0-0-0		AWAY		0-0-0		2-1-0		7-2-0							
0-0-0		0-0-0		0-0-0		NEUTRAL		0-0-0		0-0-0		0-0-0							
RPI S	Opponent	Score		RPI S	Opponent	Score		RPI S	Opponent	Score		RPI S	Opponent	Score					
25 A	Arizona	0	14	46 H	Minnesota	3	2	52 N	Oregon St.	12	9	101 A	Utah	7	6				
				46 H	Minnesota	15	6					101 A	Utah	12	11				
				46 H	Minnesota	5	13					101 H	Utah	10	4				
				46 N	Minnesota	2	8					112 H	Seattle	0	1				
				48 A	BYU	7	6					112 H	Seattle	3	5				
				48 A	BYU	1	6					112 H	Seattle	9	8				
				48 H	BYU	6	17					138 N	San Francisco	8	4				
												143 N	Saint Joseph's	5	6				
												145 A	New Mexico St.	7	4				
												145 A	New Mexico St.	4	7				
												145 A	New Mexico St.	6	1				
												166 N	Ball St.	5	1				
												166 N	Ball St.	1	3				
												176 A	Sacramento St.	3	2				
												176 A	Sacramento St.	0	8				
												176 A	Sacramento St.	5	0				
												183 A	Santa Clara	2	9				
												184 A	Washington St.	1	10				
												184 A	Washington St.	8	0				
												184 A	Washington St.	10	6				
												184 A	Washington St.	10	9				
				LAST 15 GAMES								210 A	Grand Canyon	1	2				
				293 A	Chicago St.	14	2	176 A	Sacramento St.	3	2	210 A	Grand Canyon	6	3				
				293 A	Chicago St.	9	4	176 A	Sacramento St.	5	0	210 A	Grand Canyon	5	4				
				293 A	Chicago St.	8	3	176 A	Sacramento St.	0	8	231 N	UC Davis	10	8				
				281 H	UTRGV	2	4					231 N	UC Davis	0	2				
				281 H	UTRGV	3	2					232 H	Portland	3	10				

Non-Div. I Games:

Utah Valley

Utah Valley

281	H	UTRGV	16	11
48	H	BYU	6	17

Through Games Of May 23, 2016

RPI	S	Opponent	Score	
232	H	Portland	6	4
232	H	Portland	9	8
232	H	Portland	6	8
258	H	CSU Bakersfield	11	5
258	H	CSU Bakersfield	10	1
258	H	CSU Bakersfield	7	4
262	H	Northern Colo.	11	8
262	H	Northern Colo.	4	2
262	H	Northern Colo.	6	8
281	H	UTRGV	2	4
281	H	UTRGV	16	11
281	H	UTRGV	3	2
290	H	North Dakota	7	13
290	H	North Dakota	3	4
290	H	North Dakota	10	9
293	A	Chicago St.	8	3
293	A	Chicago St.	9	4
293	A	Chicago St.	14	2

Utah Valley

U
t
a
h
V
a
l
l
e
y

U
t
a
h
V
a
l
l
e
y

UAB

Average RPI Win: 121		WON-LOST	WINNING	LAST 15	STRENGTH OF		OPP. STRENGTH	TEAM	ADJ	CONF.	ADJ CONF.
Average RPI Loss: 78		RECORD	PCT. RANK	GAMES	SCHEDULE		OF SCHEDULE	RPI	RPI	RPI	RPI
DIV. I ONLY		21-34-0	.38182	232	4-11-0		26	59	152	.49936	152
DIV. I NON-CONF.		9-16-0	.36	226	1-3-0		39	121	184	.48226	184
TOTALS		RPI 1-25	RPI 26-50		W-L RECORDS		RPI 51-100		RPI 101-150		RPI 150+
21-34-0		2-6-0	3-6-0		OVERALL		4-12-0		2-7-0		10-3-0
16-14-0		2-3-0	2-1-0		HOME		2-3-0		2-5-0		8-2-0
5-20-0		0-3-0	1-5-0		AWAY		2-9-0		0-2-0		2-1-0
0-0-0		0-0-0	0-0-0		NEUTRAL		0-0-0		0-0-0		0-0-0
9-16-0		0-2-0	0-3-0		NON-CONFERENCE		3-4-0		1-5-0		5-2-0
8-7-0		0-2-0	0-0-0		HOME		2-0-0		1-3-0		5-2-0
1-9-0		0-0-0	0-0-0		AWAY		1-4-0		0-2-0		0-0-0
0-0-0		0-0-0	0-0-0		NEUTRAL		0-0-0		0-0-0		0-0-0
12-18-0		2-4-0	3-3-0		CONFERENCE		1-8-0		1-2-0		5-1-0
8-7-0		2-1-0	2-1-0		HOME		0-3-0		1-2-0		3-0-0
4-11-0		0-3-0	1-2-0		AWAY		1-5-0		0-0-0		2-1-0
0-0-0		0-0-0	0-0-0		NEUTRAL		0-0-0		0-0-0		0-0-0
RPI S	Opponent	Score	RPI S	Opponent	Score	RPI S	Opponent	Score	RPI S	Opponent	Score
6 H	Ole Miss	1 8	33 A	Rice	6 2	57 A	Ohio St.	6 3	119 H	Arkansas St.	5 14
6 H	Ole Miss	1 5	33 A	Rice	3 7	57 A	Ohio St.	3 12	119 H	Arkansas St.	5 0
21 H	Southern Miss.	8 7	33 A	Rice	0 3	60 A	Alabama	6 7	119 H	Arkansas St.	2 5
21 H	Southern Miss.	5 3	38 H	Louisiana Tech	7 0	60 H	Alabama	8 0	128 H	Western Ky.	5 6
21 H	Southern Miss.	0 11	38 H	Louisiana Tech	10 8	64 A	Marshall	5 9	128 H	Western Ky.	1 2
22 A	Fla. Atlantic	0 5	38 H	Louisiana Tech	4 5	64 A	Marshall	3 4	128 H	Western Ky.	2 0
22 A	Fla. Atlantic	3 7	41 A	Creighton	1 3	64 A	Marshall	1 5	129 A	Samford	2 13
22 A	Fla. Atlantic	3 5	41 A	Creighton	1 2	76 A	Old Dominion	6 3	129 H	Samford	1 3
			41 A	Creighton	3 4	76 A	Old Dominion	4 7	135 A	Auburn	1 4
						76 A	Old Dominion	3 6	153 H	Kennesaw St.	6 10
						79 A	Troy	1 2	153 H	Kennesaw St.	4 3
						79 H	Troy	7 0	153 H	Kennesaw St.	2 1
						87 H	FIU	4 11	155 A	Charlotte	11 8
						87 H	FIU	4 5	155 A	Charlotte	4 6
						87 H	FIU	0 11	155 A	Charlotte	2 1
						88 A	Jacksonville St.	10 11	160 H	Middle Tenn.	5 2
									160 H	Middle Tenn.	8 0
									160 H	Middle Tenn.	10 1
									236 H	Ohio	7 2
									236 H	Ohio	15 6
									236 H	Ohio	1 2
									297 H	Alabama A&M	12 2
			LAST 15 GAMES								
			155 A	Charlotte	4 6	129 H	Samford	1 3			
			155 A	Charlotte	11 8	64 A	Marshall	5 9			
			155 A	Charlotte	2 1	64 A	Marshall	3 4			
			135 A	Auburn	1 4						
			87 H	FIU	4 11						

Non-Div. I Games:

UAB

87 H FIU	0	11
87 H FIU	4	5

U
A
B

U
A
B

Average RPI Win:		164	WON-LOST RECORD		WINNING PCT. RANK		LAST 15 GAMES		STRENGTH OF SCHEDULE		OPP. STRENGTH OF SCHEDULE		TEAM RPI		ADJ RPI		CONF. RPI		ADJ CONF. RPI				
DIV. I ONLY			29-25-0		.53704 121		10-5-0		166		101		153		.49891 153		15		15				
DIV. I NON-CONF.			12-21-0		.36364 224		2-2-0		217		40		252		.44637 252		17		17				
TOTALS		RPI 1-25		RPI 26-50		W-L RECORDS		RPI 51-100		RPI 101-150		RPI 150+											
29-25-0		0-2-0		1-1-0		OVERALL		6-10-0		5-0-0		17-12-0											
18-16-0		0-1-0		0-1-0		HOME		4-6-0		1-0-0		13-8-0											
11-9-0		0-1-0		1-0-0		AWAY		2-4-0		4-0-0		4-4-0											
0-0-0		0-0-0		0-0-0		NEUTRAL		0-0-0		0-0-0		0-0-0											
12-21-0		0-2-0		1-1-0		NON-CONFERENCE		2-8-0		2-0-0		7-10-0											
9-13-0		0-1-0		0-1-0		HOME		2-5-0		1-0-0		6-6-0											
3-8-0		0-1-0		1-0-		AWAY		0-3-0		1-0-0		1-4-0											
0-0-0		0-0-0		0-0-0		NEUTRAL		0-0-0		0-0-0		0-0-0											
17-4-0		0-0-0		0-0-0		CONFERENCE		4-2-0		3-0-0		10-2-0											
9-3-0		0-0-0		0-0-0		HOME		2-1-0		0-0-0		7-2-0											
8-1-0		0-0-0		0-0-0		AWAY		2-1-0		3-0-0		3-0-0											
0-0-0		0-0-0		0-0-0		NEUTRAL		0-0-0		0-0-0		0-0-0											
RPI	S	Opponent		Score		RPI	S	Opponent		Score		RPI	S	Opponent		Score							
20	A	Georgia Tech		2	4	34	A	Georgia		4	2	54	H	North Florida		10	4						
20	H	Georgia Tech		2	13	34	H	Georgia		2	4	54	H	North Florida		2	1						
						54	H	North Florida		2	9	114	A	FGCU		7	1						
						67	H	VCU		11	15	114	A	FGCU		8	7						
						73	A	Jacksonville		13	8	114	A	FGCU		7	2						
						73	A	Jacksonville		6	7	135	A	Auburn		7	3						
						73	A	Jacksonville		5	3	135	H	Auburn		6	5						
						88	A	Jacksonville St.		2	10	152	A	UAB		10	6						
						88	H	Jacksonville St.		11	9	152	A	UAB		3	4						
						88	H	Jacksonville St.		5	10	152	A	UAB		1	2						
						88	H	Jacksonville St.		3	2	155	H	Charlotte		8	12						
						89	A	Mercer		5	11	160	H	Middle Tenn.		3	9						
						89	H	Mercer		6	9	160	H	Middle Tenn.		7	0						
						89	H	Mercer		7	10	160	H	Middle Tenn.		6	8						
						92	A	Ga. Southern		9	10	173	H	Stetson		10	1						
						92	H	Ga. Southern		1	4	173	H	Stetson		2	6						
												179	A	Tennessee Tech		9	24	173	H	Stetson		9	2
												179	H	Tennessee Tech		5	6	179	A	Tennessee Tech		9	11
194	H	Lipscomb		10	1							194	H	Lipscomb		4	0						
194	H	Lipscomb		9	11							194	H	Lipscomb		4	0						
220	A	USC Upstate		8	6							220	A	USC Upstate		8	6						
220	A	USC Upstate		6	5							220	A	USC Upstate		14	9						
225	H	Georgia St.		3	2							222	H	Towson		11	8						
73	A	Jacksonville		13	8							222	H	Towson		5	6						
73	A	Jacksonville		6	7							222	H	Towson		6	7						
												225	A	Georgia St.		3	4						

Non-Div. I Games:

Kennesaw St.

173	H	Stetson	2	6
135	A	Auburn	7	3

RPI	S	Opponent	Score	
225	H	Georgia St.	3	2
236	H	Ohio	8	7
241	H	Western Mich.	7	4
263	H	NJIT	5	3
263	H	NJIT	8	2
263	H	NJIT	5	3
271	H	Purdue	5	2

Kennesaw St.

K
e
n
n
e
s
a
w
S
t
.

K
e
n
n
e
s
a
w
S
t
.

Average RPI Win:	203	WON-LOST	WINNING	LAST 15	STRENGTH OF	OPP. STRENGTH	TEAM	ADJ	CONF.	ADJ CONF.							
Average RPI Loss:	155	RECORD	PCT. RANK	GAMES	SCHEDULE	OF SCHEDULE	RPI	RPI	RPI	RPI							
DIV. I ONLY	26-27-0	.49057	157	6-9-0	212	224	154	.49844	154	23	23						
DIV. I NON-CONF.	12-17-0	.41379	200	1-2-0	191	167	156	.49585	156	22	22						
TOTALS	RPI 1-25	RPI 26-50	W-L RECORDS	RPI 51-100	RPI 101-150	RPI 150+											
26-27-0	0-0-0	0-1-0	OVERALL	3-7-0	0-2-0	23-17-0											
9-5-0	0-0-0	0-1-0	HOME	2-0-0	0-0-0	7-4-0											
17-22-0	0-0-0	0-0-0	AWAY	1-7-0	0-2-0	16-13-0											
0-0-0	0-0-0	0-0-0	NEUTRAL	0-0-0	0-0-0	0-0-0											
12-17-0	0-0-0	0-1-0	NON-CONFERENCE	2-5-0	0-2-0	10-9-0											
4-1-0	0-0-0	0-1-0	HOME	2-0-0	0-0-0	2-0-0											
8-16-0	0-0-0	0-0-0	AWAY	0-5-0	0-2-0	8-9-0											
0-0-0	0-0-0	0-0-0	NEUTRAL	0-0-0	0-0-0	0-0-0											
14-10-0	0-0-0	0-0-0	CONFERENCE	1-2-0	0-0-0	13-8-0											
5-4-0	0-0-0	0-0-0	HOME	0-0-0	0-0-0	5-4-0											
9-6-0	0-0-0	0-0-0	AWAY	1-2-0	0-0-0	8-4-0											
0-0-0	0-0-0	0-0-0	NEUTRAL	0-0-0	0-0-0	0-0-0											
RPI S Opponent Score	RPI S Opponent Score	RPI S Opponent Score	RPI S Opponent Score	RPI S Opponent Score	RPI S Opponent Score	RPI S Opponent Score											
49 H Wright St.	0	4	55 A Kentucky	1	11	107 A Cincinnati	2	7	65 A Kent St.	3	10	110 A Morehead St.	3	17			
			65 A Kent St.	3	4	158 A Campbell	5	4	65 A Kent St.	3	4	158 A Campbell	0	7			
			65 A Kent St.	5	2	158 A Campbell	3	5	65 A Kent St.	5	2	158 A Campbell	3	5			
			81 A Pittsburgh	3	4	160 A Middle Tenn.	13	5	81 A Pittsburgh	0	5	164 A Winthrop	5	7			
			81 A Pittsburgh	7	8	164 A Winthrop	5	1	81 A Pittsburgh	7	8	164 A Winthrop	5	1			
			95 A Xavier	4	12	164 A Winthrop	6	18	95 A Xavier	4	12	164 A Winthrop	6	18			
			95 H Xavier	3	2	166 H Ball St.	6	9	95 H Xavier	3	2	166 H Ball St.	6	9			
			95 H Xavier	7	2	166 H Ball St.	0	9	95 H Xavier	7	2	166 H Ball St.	0	9			
						166 H Ball St.	4	2				166 H Ball St.	4	2			
						179 A Tennessee Tech	11	10				179 A Tennessee Tech	11	10			
						179 A Tennessee Tech	9	4				179 A Tennessee Tech	9	4			
						179 A Tennessee Tech	6	10				179 A Tennessee Tech	6	10			
						190 A Richmond	14	7				190 A Richmond	14	7			
						190 A Richmond	3	10				190 A Richmond	3	10			
						194 A Lipscomb	6	13				194 A Lipscomb	6	13			
						196 A Belmont	16	14				196 A Belmont	16	14			
						201 A Northern Ill.	1	6				201 A Northern Ill.	1	6			
						201 A Northern Ill.	2	0				201 A Northern Ill.	2	0			
						201 A Northern Ill.	7	0				201 A Northern Ill.	7	0			
						230 A Central Mich.	7	3				230 A Central Mich.	7	3			
						230 A Central Mich.	3	4				230 A Central Mich.	3	4			
						230 A Central Mich.	1	3				230 A Central Mich.	1	3			
						233 A Dayton	8	11				233 A Dayton	8	11			
						233 H Dayton	7	3				233 H Dayton	7	3			
LAST 15 GAMES																	
236 A Ohio	2	6	241 H Western Mich.	2	4	230 A Central Mich.	7	3	236 A Ohio	4	0	241 H Western Mich.	11	6	230 A Central Mich.	3	4
236 A Ohio	4	0	241 H Western Mich.	3	5	230 A Central Mich.	1	3	236 A Ohio	10	2	241 H Western Mich.	3	5	230 A Central Mich.	1	3
236 A Ohio	10	2				233 A Dayton	8	11	236 A Ohio	10	2				233 A Dayton	8	11
95 H Xavier	7	2				233 H Dayton	7	3	95 H Xavier	7	2				233 H Dayton	7	3
230 A Central Mich.	1	3							230 A Central Mich.	1	3						

Non-Div. I Games:

Miami (OH)

230	A	Central Mich.	3	4
230	A	Central Mich.	7	3

RPI	S	Opponent	Score	
234	A	Northern Ky.	1	5
236	A	Ohio	4	0
236	A	Ohio	10	2
236	A	Ohio	2	6
241	H	Western Mich.	11	6
241	H	Western Mich.	2	4
241	H	Western Mich.	3	5
242	A	Buffalo	7	6
242	A	Buffalo	6	0
242	A	Buffalo	3	0
255	H	Northwestern	5	4
264	H	Bowling Green	7	5
264	H	Bowling Green	4	3
264	H	Bowling Green	5	1
276	A	Butler	10	3

M
i
a
m
i
(
O
H
)

M
i
a
m
i
(
O
H
)

Average RPI Win:	125	WON-LOST	WINNING	LAST 15	STRENGTH OF	OPP. STRENGTH	TEAM	ADJ	CONF.	ADJ CONF.		
Average RPI Loss:	86	RECORD	PCT. RANK	GAMES	SCHEDULE	OF SCHEDULE	RPI	RPI	RPI	RPI		
DIV. I ONLY		23-30-0	.43396	205	7-8-0	69	53	155	.49826	155	5	5
DIV. I NON-CONF.		11-13-0	.45833	170	1-0-0	117	104	196	.47749	195	5	5
<hr/>												
TOTALS	RPI 1-25	RPI 26-50		W-L RECORDS		RPI 51-100		RPI 101-150		RPI 150+		
23-30-0	2-6-0	4-6-0		OVERALL		4-8-0		1-3-0		12-7-0		
14-20-0	0-4-0	2-1-0		HOME		4-8-0		1-2-0		7-5-0		
9-10-0	2-2-0	2-5-0		AWAY		0-0-0		0-1-0		5-2-0		
0-0-0	0-0-0	0-0-0		NEUTRAL		0-0-0		0-0-0		0-0-0		
11-13-0	0-2-0	2-2-0		NON-CONFERENCE		0-3-0		1-3-0		8-3-0		
9-10-0	0-1-0	2-1-0		HOME		0-3-0		1-2-0		6-3-0		
2-3-0	0-1-0	0-0-		AWAY		0-0-0		0-1-0		2-0-0		
0-0-0	0-0-0	0-0-0		NEUTRAL		0-0-0		0-0-0		0-0-0		
12-17-0	2-4-0	2-4-0		CONFERENCE		4-5-0		0-0-0		4-4-0		
5-10-0	0-3-0	0-0-0		HOME		4-5-0		0-0-0		1-2-0		
7-7-0	2-1-0	2-4-0		AWAY		0-0-0		0-0-0		3-2-0		
0-0-0	0-0-0	0-0-0		NEUTRAL		0-0-0		0-0-0		0-0-0		
RPI S	Opponent	Score	RPI S	Opponent	Score	RPI S	Opponent	Score	RPI S	Opponent	Score	
7 A	North Carolina St.	3 7	26 A	Wake Forest	5 6	64 H	Marshall	5 0	126 H	William & Mary	7 3	
7 H	North Carolina St.	1 7	26 H	Wake Forest	7 6	64 H	Marshall	2 7	126 H	William & Mary	1 5	
21 H	Southern Miss.	1 9	33 A	Rice	1 0	64 H	Marshall	5 10	126 H	William & Mary	0 11	
21 H	Southern Miss.	6 9	33 A	Rice	1 5	65 H	Kent St.	3 4	148 A	Gardner-Webb	4 8	
21 H	Southern Miss.	6 16	33 A	Rice	4 12	65 H	Kent St.	3 11	152 H	UAB	8 11	
22 A	Fla. Atlantic	12 7	34 H	Georgia	10 5	65 H	Kent St.	6 11	152 H	UAB	6 4	
22 A	Fla. Atlantic	8 17	34 H	Georgia	3 6	76 H	Old Dominion	6 8	152 H	UAB	1 2	
22 A	Fla. Atlantic	7 6	38 A	Louisiana Tech	7 4	76 H	Old Dominion	5 8	153 A	Kennesaw St.	12 8	
			38 A	Louisiana Tech	2 5	76 H	Old Dominion	5 2	160 A	Middle Tenn.	0 3	
			38 A	Louisiana Tech	2 3	87 H	FIU	5 8	160 A	Middle Tenn.	8 4	
						87 H	FIU	4 3	160 A	Middle Tenn.	11 12	
						87 H	FIU	6 2	164 A	Winthrop	7 1	
									185 A	UTSA	4 2	
									185 A	UTSA	22 4	
									197 H	Fairfield	8 7	
									197 H	Fairfield	6 2	
									197 H	Fairfield	2 3	
									206 H	Toledo	12 4	
									206 H	Toledo	8 0	
									206 H	Toledo	9 8	
									206 H	Toledo	2 3	
									260 H	The Citadel	15 4	
									287 H	N.C. A&T	7 9	
			LAST 15 GAMES									
			152 H	UAB	6 4	76 H	Old Dominion	6 8				
			152 H	UAB	8 11	33 A	Rice	4 12				
			152 H	UAB	1 2	33 A	Rice	1 0				
			185 A	UTSA	4 2							
			185 A	UTSA	22 4							

Non-Div. I Games:

Charlotte

76	H	Old Dominion	5	2
76	H	Old Dominion	5	8

C
h
a
r
l
o
t
t
e

C
h
a
r
l
o
t
t
e

[illegible]

Non-Div. I Games:

Alabama St.

Alabama St.

Through Games Of May 23, 2016

297 H Alabama A&M	7	3
297 N Alabama A&M	14	2

RPI	S	Opponent	Score
292	N	Alcorn	16 3
296	N	Southern U.	27 9
296	N	Southern U.	9 7
297	A	Alabama A&M	7 3
297	A	Alabama A&M	16 4
297	A	Alabama A&M	17 2
297	H	Alabama A&M	9 4
297	H	Alabama A&M	7 3
297	N	Alabama A&M	14 2
300	A	Mississippi Val.	12 0
300	A	Mississippi Val.	28 1
300	A	Mississippi Val.	10 0
300	H	Mississippi Val.	11 3
300	H	Mississippi Val.	27 2
300	H	Mississippi Val.	3 0

Alabama St.

A
l
a
b
a
m
a
s
t
.

A
l
a
b
a
m
a
s
t
.

U
M
B
C

UMBC

180	H	Georgetown	9	4
217	A	UMass Lowell	7	6

RPI	S	Opponent	Score	
217	H	UMass Lowell	4	3
217	H	UMass Lowell	1	0
222	A	Towson	4	3
222	H	Towson	12	3
246	A	Maine	3	6
246	A	Maine	3	1
246	A	Maine	5	7
251	N	VMI	3	9
251	N	VMI	5	4
289	A	Mt. St. Mary's	3	5
289	H	Mt. St. Mary's	9	3
289	H	Mt. St. Mary's	3	1
291	H	Delaware St.	3	2
299	H	Coppin St.	12	3
299	H	Coppin St.	9	7

U
M
B
C

U
M
B
C

96	H	High Point	4	3
204	A	Elon	2	14

RPI	S	Opponent	Score	
238	A	Charleston So.	5	4
238	A	Charleston So.	7	18
238	A	Charleston So.	7	5
269	H	Rider	12	3
269	H	Rider	8	11
278	A	N.C. Central	15	11
287	H	N.C. A&T	10	8
287	H	N.C. A&T	15	3
287	H	N.C. A&T	14	1

Average RPI Win:	220	WON-LOST RECORD	WINNING PCT. RANK	LAST 15 GAMES	STRENGTH OF SCHEDULE	OPP. STRENGTH OF SCHEDULE	TEAM RPI	ADJ RPI	CONF. RPI	ADJ CONF. RPI	
DIV. I ONLY		28-27-0	.50909 142	8-5-0	211	250	159	.49476 159	27	27	
DIV. I NON-CONF.		11-18-0	.37931 219	0-1-0	243	188	223	.465 223	29	29	
<hr/>											
TOTALS	RPI 1-25	RPI 26-50		W-L RECORDS	RPI 51-100		RPI 101-150		RPI 150+		
28-27-0	0-0-0	1-3-0		OVERALL	0-1-0		5-9-0		22-14-0		
8-7-0	0-0-0	0-1-0		HOME	0-1-0		1-0-0		7-5-0		
16-16-0	0-0-0	1-2-0		AWAY	0-0-0		3-7-0		12-7-0		
4-4-0	0-0-0	0-0-0		NEUTRAL	0-0-0		1-2-0		3-2-0		
<hr/>											
11-18-0	0-0-0	1-3-0		NON-CONFERENCE	0-1-0		2-5-0		8-9-0		
3-4-0	0-0-0	0-1-0		HOME	0-1-0		1-0-0		2-2-0		
7-13-0	0-0-0	1-0-		AWAY	0-0-0		1-5-0		5-6-0		
1-1-0	0-0-0	0-0-0		NEUTRAL	0-0-0		0-0-0		1-1-0		
<hr/>											
17-9-0	0-0-0	0-0-0		CONFERENCE	0-0-0		3-4-0		14-5-0		
5-3-0	0-0-0	0-0-0		HOME	0-0-0		0-0-0		5-3-0		
9-3-0	0-0-0	0-0-0		AWAY	0-0-0		2-2-0		7-1-0		
3-3-0	0-0-0	0-0-0		NEUTRAL	0-0-0		1-2-0		2-1-0		
<hr/>											
RPI S	Opponent	Score	RPI S	Opponent	Score	RPI S	Opponent	Score	RPI S	Opponent	Score
			42 A	Long Beach St.	1 7	56 H	Hartford	4 8	126 A	William & Mary	5 8
			42 A	Long Beach St.	1 2				126 A	William & Mary	5 6
			42 A	Long Beach St.	3 2				126 A	William & Mary	11 12
			50 H	UConn	1 5				127 H	Rhode Island	5 3
									132 A	Furman	2 5
									132 A	Furman	4 7
									132 A	Furman	10 7
									142 A	Navy	2 4
									142 A	Navy	0 9
									142 A	Navy	4 2
									142 A	Navy	3 1
									142 N	Navy	1 2
									142 N	Navy	3 2
									142 N	Navy	0 1
									174 A	South Fla.	2 3
									174 A	South Fla.	3 4
									174 A	South Fla.	2 3
									208 A	Yale	4 2
									208 A	Yale	5 10
									208 A	Yale	8 1
									217 H	UMass Lowell	2 5
									224 A	Dartmouth	1 2
									235 N	Penn	3 4
									235 N	Penn	5 3
									239 H	Harvard	11 4
									240 A	Brown	9 0
									240 A	Brown	1 2
<hr/>											
			LAST 15 GAMES								
			142 N	Navy	0 1	265 H	Lafayette	6 5	235 N	Penn	3 4
			142 N	Navy	3 2	265 H	Lafayette	10 9	235 N	Penn	5 3
			142 N	Navy	1 2	265 H	Lafayette	2 0	239 H	Harvard	11 4
			245 N	Lehigh	12 8				240 A	Brown	9 0
			245 N	Lehigh	5 18				240 A	Brown	1 2

Non-Div. I Games:	Lesley	5	1	Lesley	5	0
-------------------	--------	---	---	--------	---	---

Holy Cross

Holy Cross

245 N Lehigh	9	4
265 H Lafayette	2	4

Through Games Of May 23, 2016

RPI	S	Opponent	Score	
240	H	Brown	0	3
240	H	Brown	12	11
245	A	Lehigh	12	3
245	A	Lehigh	5	4
245	A	Lehigh	4	5
245	A	Lehigh	6	1
245	N	Lehigh	12	8
245	N	Lehigh	5	18
245	N	Lehigh	9	4
248	A	Siena	9	6
252	A	Massachusetts	6	3
253	H	Army West Point	1	6
253	H	Army West Point	6	2
253	H	Army West Point	0	3
253	H	Army West Point	6	3
261	A	Bucknell	5	3
261	A	Bucknell	10	6
261	A	Bucknell	12	10
261	A	Bucknell	3	0
265	H	Lafayette	2	4
265	H	Lafayette	10	9
265	H	Lafayette	2	0
265	H	Lafayette	6	5

Holy Cross

H
O
L
Y
C
r
o
s
s

H
O
L
Y
C
r
o
s
s

Average RPI Win:		124	WON-LOST RECORD		WINNING PCT. RANK		LAST 15 GAMES		STRENGTH OF SCHEDULE		OPP. STRENGTH OF SCHEDULE		TEAM RPI		ADJ RPI		CONF. RPI		ADJ CONF. RPI		
Average RPI Loss:		98																			
DIV. I ONLY			20-35-0		.36364 241		4-11-0		42		86		160		.4941 160		5		5		
DIV. I NON-CONF.			15-11-0		.57692 101		3-0-0		33		181		58		.54585 58		5		5		
TOTALS		RPI 1-25		RPI 26-50		W-L RECORDS		RPI 51-100		RPI 101-150		RPI 150+									
20-35-0		2-6-0		3-6-0		OVERALL		3-8-0		2-3-0		10-12-0									
11-16-0		2-2-0		1-2-0		HOME		2-5-0		1-0-0		5-7-0									
8-19-0		0-4-0		2-4-0		AWAY		1-3-0		1-3-0		4-5-0									
1-0-0		0-0-0		0-0-0		NEUTRAL		0-0-0		0-0-0		1-0-0									
15-11-0		1-1-0		2-1-0		NON-CONFERENCE		2-3-0		2-0-0		8-6-0									
7-6-0		1-0-0		0-0-0		HOME		2-2-0		1-0-0		3-4-0									
7-5-0		0-1-0		2-0-		AWAY		0-1-0		1-0-0		4-2-0									
1-0-0		0-0-0		0-0-0		NEUTRAL		0-0-0		0-0-0		1-0-0									
5-24-0		1-5-0		1-5-0		CONFERENCE		1-5-0		0-3-0		2-6-0									
4-10-0		1-2-0		1-2-0		HOME		0-3-0		0-0-0		2-3-0									
1-14-0		0-3-0		0-3-0		AWAY		1-2-0		0-3-0		0-3-0									
0-0-0		0-0-0		0-0-0		NEUTRAL		0-0-0		0-0-0		0-0-0									
RPI	S	Opponent		Score		RPI	S	Opponent		Score		RPI	S	Opponent		Score					
8	A	Vanderbilt		4	7	33	H	Rice		0	1	64	H	Marshall		1	11	104	A	Austin Peay	
8	H	Vanderbilt		7	4	33	H	Rice		2	6	64	H	Marshall		5	6	104	H	Austin Peay	
21	A	Southern Miss.		4	6	33	H	Rice		3	0	64	H	Marshall		9	25	128	A	Western Ky.	
21	A	Southern Miss.		5	9	38	A	Louisiana Tech		4	8	76	A	Old Dominion		2	6	128	A	Western Ky.	
21	A	Southern Miss.		11	12	38	A	Louisiana Tech		0	5	76	A	Old Dominion		4	6	128	A	Western Ky.	
22	H	Fla. Atlantic		1	12	38	A	Louisiana Tech		1	2	76	A	Old Dominion		10	5	152	A	UAB	
22	H	Fla. Atlantic		8	6	47	A	South Ala.		5	4	78	A	Tennessee		2	9	152	A	UAB	
22	H	Fla. Atlantic		2	7	47	A	South Ala.		2	3	78	H	Tennessee		2	4	152	A	UAB	
						47	A	South Ala.		7	4	91	H	Indiana		3	2	153	A	Kennesaw St.	
												91	H	Indiana		5	4	153	A	Kennesaw St.	
												91	H	Indiana		4	14	153	A	Kennesaw St.	
														154 H Miami (OH)		5	13				
														155 H Charlotte		3	0				
														155 H Charlotte		12	11				
														155 H Charlotte		4	8				
														179 A Tennessee Tech		9	3				
														179 H Tennessee Tech		6	9				
														185 H UTSA		1	12				
														185 H UTSA		3	4				
														194 A Lipscomb		1	6				
														194 H Lipscomb		9	6				
														196 A Belmont		4	3				
														196 H Belmont		4	9				
														219 H Memphis		8	2				
														219 N Memphis		3	1				
														241 H Western Mich.		3	2				
														253 H Army West Point		1	9				
				LAST 15 GAMES																	
						185	H	UTSA		3	4	38	A	Louisiana Tech		0	5	196	H	Belmont	
						185	H	UTSA		1	12	38	A	Louisiana Tech		1	2	219	H	Memphis	
						196	A	Belmont		4	3	38	A	Louisiana Tech		4	8	219	N	Memphis	
						76	A	Old Dominion		2	6							241	H	Western Mich.	
						76	A	Old Dominion		10	5							253	H	Army West Point	

Non-Div. I Games:

Middle Tenn.

76	A	Old Dominion	4	6
104	A	Austin Peay	17	3

M
i
d
d
l
e
T
e
n
n
.

M
i
d
d
l
e
T
e
n
n
.

Average RPI Win: 227		WON-LOST RECORD	WINNING PCT. RANK	LAST 15 GAMES	STRENGTH OF SCHEDULE	OPP. STRENGTH OF SCHEDULE	TEAM RPI	ADJ RPI	CONF. RPI	ADJ CONF. RPI	
Average RPI Loss: 136											
DIV. I ONLY		30-25-0	.54545 113	7-8-0	224	189	161	.49362 161	17	17	
DIV. I NON-CONF.		16-15-0	.51613 144	1-4-0	245	250	192	.47869 190	18	18	
<hr/>											
TOTALS		RPI 1-25		RPI 26-50		W-L RECORDS		RPI 51-100		RPI 101-150	RPI 150+
30-25-0		1-8-0		0-0-0		OVERALL		2-3-0		0-1-0	27-13-0
21-7-0		1-2-0		0-0-0		HOME		1-0-0		0-0-0	19-5-0
9-18-0		0-6-0		0-0-0		AWAY		1-3-0		0-1-0	8-8-0
0-0-0		0-0-0		0-0-0		NEUTRAL		0-0-0		0-0-0	0-0-0
16-15-0		0-6-0		0-0-0		NON-CONFERENCE		1-1-0		0-1-0	15-7-0
14-2-0		0-0-0		0-0-0		HOME		1-0-0		0-0-0	13-2-0
2-13-0		0-6-0		0-0-		AWAY		0-1-0		0-1-0	2-5-0
0-0-0		0-0-0		0-0-0		NEUTRAL		0-0-0		0-0-0	0-0-0
14-10-0		1-2-0		0-0-0		CONFERENCE		1-2-0		0-0-0	12-6-0
7-5-0		1-2-0		0-0-0		HOME		0-0-0		0-0-0	6-3-0
7-5-0		0-0-0		0-0-0		AWAY		1-2-0		0-0-0	6-3-0
0-0-0		0-0-0		0-0-0		NEUTRAL		0-0-0		0-0-0	0-0-0
RPI	S	Opponent		Score		RPI	S	Opponent		Score	
1	A	Louisville		1 10		67	A	VCU		2 5	
13	A	Virginia		4 9		67	H	VCU		10 9	
14	H	Coastal Caro.		5 2		96	A	High Point		2 7	
14	H	Coastal Caro.		2 11		96	A	High Point		1 2	
14	H	Coastal Caro.		2 7		96	A	High Point		4 3	
23	A	Duke		5 11							
24	A	East Carolina		1 11							
24	A	East Carolina		6 9							
24	A	East Carolina		3 5							

Non-Div. I Games:

Longwood

164	A	Winthrop	6	1
23	A	Duke	5	11

RPI	S	Opponent	Score	
257	H	Fairleigh Dickinson	6	3
257	H	Fairleigh Dickinson	5	3
257	H	Fairleigh Dickinson	4	3
270	A	Norfolk St.	13	5
270	H	Norfolk St.	11	9
275	A	George Mason	6	13
278	A	N.C. Central	3	5
278	H	N.C. Central	4	7
285	H	UNC Asheville	6	3
285	H	UNC Asheville	2	1
285	H	UNC Asheville	7	4
288	H	Savannah St.	6	5
288	H	Savannah St.	7	6
288	H	Savannah St.	9	4

Average RPI Win:	197	WON-LOST	WINNING	LAST 15	STRENGTH OF	OPP. STRENGTH	TEAM	ADJ	CONF.	ADJ CONF.	
Average RPI Loss:	160	RECORD	PCT. RANK	GAMES	SCHEDULE	OF SCHEDULE	RPI	RPI	RPI	RPI	
DIV. I ONLY	28-26-0	.51852	137	9-6-0	215	219	162	.49259	162	22	22
DIV. I NON-CONF.	10-14-0	.41667	197	1-2-0	208	187	189	.47978	188	23	23
<hr/>											
TOTALS	RPI 1-25	RPI 26-50		W-L RECORDS		RPI 51-100		RPI 101-150		RPI 150+	
28-26-0	0-0-0	0-3-0		OVERALL		3-4-0		2-3-0		23-16-0	
11-6-0	0-0-0	0-1-0		HOME		2-1-0		0-0-0		9-4-0	
10-15-0	0-0-0	0-2-0		AWAY		0-3-0		0-1-0		10-9-0	
7-5-0	0-0-0	0-0-0		NEUTRAL		1-0-0		2-2-0		4-3-0	
<hr/>											
10-14-0	0-0-0	0-3-0		NON-CONFERENCE		1-0-0		2-3-0		7-8-0	
1-1-0	0-0-0	0-1-0		HOME		0-0-0		0-0-0		1-0-0	
2-8-0	0-0-0	0-0-		AWAY		0-0-0		0-1-0		2-5-0	
7-5-0	0-0-0	0-0-0		NEUTRAL		1-0-0		2-2-0		4-3-0	
<hr/>											
18-12-0	0-0-0	0-0-0		CONFERENCE		2-4-0		0-0-0		16-8-0	
10-5-0	0-0-0	0-0-0		HOME		2-1-0		0-0-0		8-4-0	
8-7-0	0-0-0	0-0-0		AWAY		0-3-0		0-0-0		8-4-0	
0-0-0	0-0-0	0-0-0		NEUTRAL		0-0-0		0-0-0		0-0-0	
<hr/>											
RPI S	Opponent	Score	RPI S	Opponent	Score	RPI S	Opponent	Score	RPI S	Opponent	Score
			36 A	Nebraska	2 8	59 A	Oral Roberts	3 6	110 N	Morehead St.	0 14
			36 H	Nebraska	6 11	59 A	Oral Roberts	2 3	110 N	Morehead St.	6 5
			41 A	Creighton	1 2	59 A	Oral Roberts	4 6	119 N	Arkansas St.	4 3
						59 H	Oral Roberts	11 5	124 A	Kansas St.	3 11
						59 H	Oral Roberts	2 7	132 N	Seton Hall	1 2
						59 H	Oral Roberts	10 4	175 A	Wichita St.	4 5
						86 N	Iowa	3 2	186 A	Air Force	10 18
									186 A	Air Force	12 3
									186 H	Air Force	7 4
									193 A	North Dakota St.	3 4
									193 A	North Dakota St.	6 0
									193 A	North Dakota St.	7 2
									193 H	North Dakota St.	12 2
									193 H	North Dakota St.	1 2
									193 H	North Dakota St.	9 8
									199 A	Kansas	6 7
									200 N	Presbyterian	1 11
									202 N	Eastern Mich.	1 8
									202 N	Eastern Mich.	3 16
									202 N	Eastern Mich.	2 1
									210 A	Grand Canyon	4 9
									210 A	Grand Canyon	7 2
									210 A	Grand Canyon	4 12
									214 A	IPFW	3 2
									214 A	IPFW	3 1
									214 A	IPFW	0 2
									214 H	IPFW	14 7
<hr/>											
			LAST 15 GAMES								
			59 H	Oral Roberts	11 5	36 A	Nebraska	2 8	210 A	Grand Canyon	4 12
			59 H	Oral Roberts	2 7	193 A	North Dakota St.	3 4	214 A	IPFW	3 2
			59 H	Oral Roberts	10 4	193 A	North Dakota St.	7 2	214 A	IPFW	3 1
			41 A	Creighton	1 2				214 A	IPFW	0 2
			267 A	Western Ill.	14 0				214 H	IPFW	14 7

Non-Div. I Games:

Omaha

267 A Western Ill.	9	2
267 A Western Ill.	6	7

RPI	S	Opponent	Score	
214	H	IPFW	7	0
214	H	IPFW	9	5
227	A	South Dakota St.	19	6
227	A	South Dakota St.	10	3
227	A	South Dakota St.	4	9
227	H	South Dakota St.	3	15
227	H	South Dakota St.	10	9
227	H	South Dakota St.	4	1
229	N	Saint Louis	16	2
263	N	NJIT	9	3
264	N	Bowling Green	10	1
267	A	Western Ill.	14	0
267	A	Western Ill.	6	7
267	A	Western Ill.	9	2
267	H	Western Ill.	2	3
267	H	Western Ill.	6	1
267	H	Western Ill.	2	10

O
m
a
h
a

O
m
a
h
a

S
a
c
r
e
d
H
e
a
r
t

Sacred Heart

Sacred Heart

256	A	Wagner	4	6
256	A	Wagner	5	8

Through Games Of May 23, 2016

RPI	S	Opponent	Score	
256	A	Wagner	4	6
256	A	Wagner	2	7
256	A	Wagner	5	8
256	A	Wagner	1	6
257	A	Fairleigh Dickinson	5	7
257	A	Fairleigh Dickinson	6	5
257	A	Fairleigh Dickinson	8	7
257	A	Fairleigh Dickinson	3	0
257	H	Fairleigh Dickinson	9	6
257	H	Fairleigh Dickinson	2	0
257	H	Fairleigh Dickinson	4	5
269	A	Rider	2	4
269	A	Rider	1	4
269	A	Rider	7	4
284	A	Iona	4	3
289	N	Mt. St. Mary's	7	1
289	N	Mt. St. Mary's	8	0
289	N	Mt. St. Mary's	5	3
289	N	Mt. St. Mary's	8	1
292	A	Alcorn	16	3

Sacred Heart

S
a
c
r
e
d
H
e
a
r
t

S
a
c
r
e
d
H
e
a
r
t

Average RPI Win: 203		WON-LOST	WINNING	LAST 15	STRENGTH OF		OPP. STRENGTH	TEAM	ADJ	CONF.	ADJ CONF.
Average RPI Loss: 155		RECORD	PCT. RANK	GAMES	SCHEDULE		OF SCHEDULE	RPI	RPI	RPI	RPI
DIV. I ONLY		28-25-0	.5283	128	9-6-0		203	210	164	.4921	164
DIV. I NON-CONF.		16-13-0	.55172	115	3-0-0		189	241	141	.50116	141
TOTALS		RPI 1-25	RPI 26-50		W-L RECORDS		RPI 51-100		RPI 101-150		RPI 150+
28-25-0		0-3-0	0-0-0		OVERALL		1-2-0		6-3-0		21-17-0
17-10-0		0-0-0	0-0-0		HOME		0-0-0		5-1-0		12-9-0
11-15-0		0-3-0	0-0-0		AWAY		1-2-0		1-2-0		9-8-0
0-0-0		0-0-0	0-0-0		NEUTRAL		0-0-0		0-0-0		0-0-0
16-13-0		0-3-0	0-0-0		NON-CONFERENCE		0-0-0		2-1-0		14-9-0
9-6-0		0-0-0	0-0-0		HOME		0-0-0		2-1-0		7-5-0
7-7-0		0-3-0	0-0-		AWAY		0-0-0		0-0-0		7-4-0
0-0-0		0-0-0	0-0-0		NEUTRAL		0-0-0		0-0-0		0-0-0
12-12-0		0-0-0	0-0-0		CONFERENCE		1-2-0		4-2-0		7-8-0
8-4-0		0-0-0	0-0-0		HOME		0-0-0		3-0-0		5-4-0
4-8-0		0-0-0	0-0-0		AWAY		1-2-0		1-2-0		2-4-0
0-0-0		0-0-0	0-0-0		NEUTRAL		0-0-0		0-0-0		0-0-0
RPI S	Opponent	Score	RPI S	Opponent	Score	RPI S	Opponent	Score	RPI S	Opponent	Score
5 A	South Carolina	4 16				96 A	High Point	2 7	123 H	Liberty	11 5
10 A	Clemson	3 4				96 A	High Point	6 2	123 H	Liberty	7 5
15 A	North Carolina	6 11				96 A	High Point	2 4	123 H	Liberty	6 5
									127 H	Rhode Island	8 4
									127 H	Rhode Island	7 11
									127 H	Rhode Island	8 7
									148 A	Gardner-Webb	3 5
									148 A	Gardner-Webb	7 4
									148 A	Gardner-Webb	3 5
									154 H	Miami (OH)	1 5
									154 H	Miami (OH)	7 5
									154 H	Miami (OH)	18 6
									155 H	Charlotte	1 7
									156 A	Alabama St.	4 5
									156 A	Alabama St.	10 9
									156 A	Alabama St.	10 11
									161 H	Longwood	3 12
									161 H	Longwood	1 6
									161 H	Longwood	4 2
									173 A	Stetson	6 4
									173 A	Stetson	1 2
									173 A	Stetson	4 5
									182 A	Wofford	4 3
									182 H	Wofford	2 9
									189 A	Davidson	15 6
									189 H	Davidson	10 12
									200 A	Presbyterian	3 9
LAST 15 GAMES			LAST 15 GAMES			LAST 15 GAMES			LAST 15 GAMES		
			148 A	Gardner-Webb	7 4				238 H	Charleston So.	1 0
			148 A	Gardner-Webb	3 5				238 H	Charleston So.	5 17
			148 A	Gardner-Webb	3 5				238 H	Charleston So.	11 1
			161 H	Longwood	4 2						
			161 H	Longwood	3 12						

Non-Div. I Games:

Winthrop

161	H	Longwood	1	6
260	A	The Citadel	7	1

RPI	S	Opponent	Score	
200	A	Presbyterian	1	2
200	A	Presbyterian	3	4
212	H	Radford	3	1
212	H	Radford	3	2
212	H	Radford	8	15
238	H	Charleston So.	11	1
238	H	Charleston So.	1	0
238	H	Charleston So.	5	17
244	A	ETSU	2	1
244	H	ETSU	5	7
260	A	The Citadel	7	1
277	H	La Salle	7	3
277	H	La Salle	11	2
277	H	La Salle	9	0
277	H	La Salle	9	5
285	A	UNC Asheville	5	2
285	A	UNC Asheville	7	10
285	A	UNC Asheville	9	2
287	A	N.C. A&T	15	4
287	H	N.C. A&T	7	0

Average RPI Win: 178		WON-LOST	WINNING	LAST 15	STRENGTH OF		OPP. STRENGTH	TEAM	ADJ		CONF.	ADJ CONF.									
Average RPI Loss: 144		RECORD	PCT. RANK	GAMES	SCHEDULE		OF SCHEDULE	RPI	RPI		RPI	RPI									
DIV. I ONLY		21-26-0	.44681	192	5-10-0		189	202	165	.49154	165	19	19								
DIV. I NON-CONF.		10-12-0	.45455	174	2-2-0		236	179	155	.49588	155	14	14								
TOTALS		RPI 1-25	RPI 26-50		W-L RECORDS		RPI 51-100		RPI 101-150		RPI 150+										
21-26-0		0-0-0	2-4-0		OVERALL		2-3-0		4-10-0		13-9-0										
5-8-0		0-0-0	0-2-0		HOME		0-0-0		2-4-0		3-2-0										
15-18-0		0-0-0	2-2-0		AWAY		2-3-0		2-6-0		9-7-0										
1-0-0		0-0-0	0-0-0		NEUTRAL		0-0-0		0-0-0		1-0-0										
10-12-0		0-0-0	1-0-0		NON-CONFERENCE		2-3-0		1-3-0		6-6-0										
1-2-0		0-0-0	0-0-0		HOME		0-0-0		0-0-0		1-2-0										
8-10-0		0-0-0	1-0-		AWAY		2-3-0		1-3-0		4-4-0										
1-0-0		0-0-0	0-0-0		NEUTRAL		0-0-0		0-0-0		1-0-0										
11-14-0		0-0-0	1-4-0		CONFERENCE		0-0-0		3-7-0		7-3-0										
4-6-0		0-0-0	0-2-0		HOME		0-0-0		2-4-0		2-0-0										
7-8-0		0-0-0	1-2-0		AWAY		0-0-0		1-3-0		5-3-0										
0-0-0		0-0-0	0-0-0		NEUTRAL		0-0-0		0-0-0		0-0-0										
RPI	S	Opponent	Score	RPI	S	Opponent	Score	RPI	S	Opponent	Score	RPI	S	Opponent	Score						
				37	A	Michigan	6 5	82	A	Fresno St.	10 11	112	A	Seattle	1 7						
				49	A	Wright St.	4 14	83	A	Michigan St.	3 1	112	A	Seattle	5 4						
				49	A	Wright St.	2 5	84	A	Pepperdine	2 8	112	A	Seattle	1 10						
				49	A	Wright St.	3 0	84	A	Pepperdine	7 3	112	A	Seattle	0 2						
				49	H	Wright St.	1 17	84	A	Pepperdine	5 12	134	A	Milwaukee	0 8						
				49	H	Wright St.	9 17					134	A	Milwaukee	9 5						
												134	H	Milwaukee	6 5						
												134	H	Milwaukee	4 8						
												134	H	Milwaukee	3 7						
												144	A	Valparaiso	2 17						
												144	A	Valparaiso	2 3						
												144	H	Valparaiso	5 3						
												144	H	Valparaiso	0 11						
												144	H	Valparaiso	4 10						
												187	A	Ill.-Chicago	5 4						
												187	A	Ill.-Chicago	0 6						
												187	A	Ill.-Chicago	0 3						
												202	A	Eastern Mich.	7 4						
												202	H	Eastern Mich.	5 11						
												202	N	Eastern Mich.	11 3						
												230	A	Central Mich.	3 6						
												230	H	Central Mich.	4 7						
												232	A	Portland	4 0						
												232	A	Portland	7 10						
												232	A	Portland	3 6						
												232	A	Portland	14 4						
												233	A	Dayton	6 4						
Non-Div. I Games:				Rochester College				7	3	Olivet				17	0	Oakland					

144	A	Valparaiso	2	3
241	H	Western Mich.	9	4

RPI	S	Opponent	Score	
233	A	Dayton	0	3
234	A	Northern Ky.	6	3
234	A	Northern Ky.	12	4
234	A	Northern Ky.	6	1
234	H	Northern Ky.	5	3
234	H	Northern Ky.	4	3
241	H	Western Mich.	9	4
259	A	Youngstown St.	9	1
259	A	Youngstown St.	2	7

O
a
k
l
a
n
d

O
a
k
l
a
n
d

[illegible]

Non-Div. I Games:

Ball St.

Ball St.

206 A Toledo	7	10
206 A Toledo	7	10

Through Games Of May 23, 2016

RPI	S	Opponent	Score	
233	H	Dayton	1	3
234	H	Northern Ky.	13	1
236	H	Ohio	6	12
236	H	Ohio	17	14
236	H	Ohio	20	3
241	H	Western Mich.	21	1
241	H	Western Mich.	13	3
241	H	Western Mich.	7	2
242	A	Buffalo	4	2
242	A	Buffalo	3	4
242	A	Buffalo	9	6
264	H	Bowling Green	7	8
264	H	Bowling Green	1	5
264	H	Bowling Green	3	1
271	A	Purdue	2	9
271	H	Purdue	9	8
276	A	Butler	7	4
288	A	Savannah St.	7	3
288	A	Savannah St.	10	1

Ball St.

B
a
l
l
S
t
.

B
a
l
l
S
t
.

Average RPI Win: 176		WON-LOST	WINNING	LAST 15	STRENGTH OF		OPP. STRENGTH	TEAM	ADJ	CONF.	ADJ CONF.
Average RPI Loss: 150		RECORD	PCT. RANK	GAMES	SCHEDULE		OF SCHEDULE	RPI	RPI	RPI	RPI
DIV. I ONLY		29-25-0	.53704	121	9-6-0		245	122	167	.49059	167
DIV. I NON-CONF.		17-14-0	.54839	117	4-2-0		264	116	172	.4867	172
TOTALS		RPI 1-25	RPI 26-50		W-L RECORDS		RPI 51-100		RPI 101-150		RPI 150+
29-25-0	0-0-0	2-4-0		OVERALL		4-4-0		4-3-0		19-14-0	
13-11-0	0-0-0	2-3-0		HOME		1-0-0		0-3-0		10-5-0	
14-12-0	0-0-0	0-0-0		AWAY		3-4-0		4-0-0		7-8-0	
2-2-0	0-0-0	0-1-0		NEUTRAL		0-0-0		0-0-0		2-1-0	
17-14-0	0-0-0	0-4-0		NON-CONFERENCE		3-2-0		1-0-0		13-8-0	
8-5-0	0-0-0	0-3-0		HOME		1-0-0		0-0-0		7-2-0	
7-7-0	0-0-0	0-0-		AWAY		2-2-0		1-0-0		4-5-0	
2-2-0	0-0-0	0-1-0		NEUTRAL		0-0-0		0-0-0		2-1-0	
12-11-0	0-0-0	2-0-0		CONFERENCE		1-2-0		3-3-0		6-6-0	
5-6-0	0-0-0	2-0-0		HOME		0-0-0		0-3-0		3-3-0	
7-5-0	0-0-0	0-0-0		AWAY		1-2-0		3-0-0		3-3-0	
0-0-0	0-0-0	0-0-0		NEUTRAL		0-0-0		0-0-0		0-0-0	
RPI S	Opponent	Score		RPI S	Opponent	Score		RPI S	Opponent	Score	
29 H	UNCW	9	4	56 H	Hartford	4	3	126 H	William & Mary	0	2
29 H	UNCW	3	0	62 A	Col. of Charleston	5	8	126 H	William & Mary	5	8
32 H	Bryant	2	19	62 A	Col. of Charleston	3	2	126 H	William & Mary	0	3
35 H	Boston College	6	7	62 A	Col. of Charleston	2	3	127 A	Rhode Island	6	2
35 N	Boston College	2	8	69 A	Oklahoma	4	10	149 A	Delaware	6	1
50 H	UConn	8	9	69 A	Oklahoma	5	3	149 A	Delaware	6	3
				69 A	Oklahoma	3	2	149 A	Delaware	14	0
				69 A	Oklahoma	4	13	181 A	James Madison	6	7
								181 A	James Madison	4	6
								181 A	James Madison	20	5
								184 A	Washington St.	1	8
								184 A	Washington St.	2	7
								184 A	Washington St.	5	3
								184 A	Washington St.	1	4
								203 H	Central Conn. St.	2	1
								203 H	Central Conn. St.	8	4
								203 H	Central Conn. St.	7	6
								204 H	Elon	2	3
								204 H	Elon	0	2
								204 H	Elon	6	3
								215 A	Abilene Christian	3	4
								215 A	Abilene Christian	0	1
								215 A	Abilene Christian	4	3
								215 A	Abilene Christian	3	2
								216 H	Quinnipiac	12	9
								217 A	UMass Lowell	7	2
								222 H	Towson	3	2
LAST 15 GAMES				222 H	Towson	4	7	217 A	UMass Lowell	7	2
				222 H	Towson	3	2	250 A	Hofstra	4	1
				222 H	Towson	4	0	250 A	Hofstra	18	3
				62 A	Col. of Charleston	2	3				
				62 A	Col. of Charleston	5	8				

Non-Div. I Games:

Northeastern

62	A	Col. of Charleston	3	2
50	H	UConn	8	9

RPI	S	Opponent	Score	
222	H	Towson	4	7
222	H	Towson	4	0
239	H	Harvard	3	2
242	H	Buffalo	8	4
242	H	Buffalo	3	6
242	H	Buffalo	1	0
249	N	Cornell	6	0
249	N	Cornell	11	0
249	N	Cornell	5	7
250	A	Hofstra	4	1
250	A	Hofstra	1	5
250	A	Hofstra	18	3
252	H	Massachusetts	2	3

N
o
r
t
h
e
a
s
t
e
r
n

N
o
r
t
h
e
a
s
t
e
r
n

Average RPI Win: 206		WON-LOST	WINNING	LAST 15	STRENGTH OF		OPP. STRENGTH	TEAM	ADJ	CONF.	ADJ CONF.									
Average RPI Loss: 164		RECORD	PCT. RANK	GAMES	SCHEDULE		OF SCHEDULE	RPI	RPI	RPI	RPI									
DIV. I ONLY		29-25-0	.53704	121	10-5-0		243	235	168	.49021	168	29	29							
DIV. I NON-CONF.		13-17-0	.43333	190	3-2-0		118	114	129	.50745	129	28	27							
<hr/>																				
TOTALS		RPI 1-25		RPI 26-50		W-L RECORDS		RPI 51-100		RPI 101-150		RPI 150+								
29-25-0		2-4-0		0-2-0		OVERALL		3-1-0		1-4-0		23-14-0								
12-7-0		0-0-0		0-0-0		HOME		1-0-0		0-1-0		11-6-0								
15-14-0		2-4-0		0-0-0		AWAY		2-1-0		0-2-0		11-7-0								
2-4-0		0-0-0		0-2-0		NEUTRAL		0-0-0		1-1-0		1-1-0								
<hr/>																				
13-17-0		2-4-0		0-2-0		NON-CONFERENCE		3-1-0		1-4-0		7-6-0								
4-2-0		0-0-0		0-0-0		HOME		1-0-0		0-1-0		3-1-0								
7-11-0		2-4-0		0-0-		AWAY		2-1-0		0-2-0		3-4-0								
2-4-0		0-0-0		0-2-0		NEUTRAL		0-0-0		1-1-0		1-1-0								
<hr/>																				
16-8-0		0-0-0		0-0-0		CONFERENCE		0-0-0		0-0-0		16-8-0								
8-5-0		0-0-0		0-0-0		HOME		0-0-0		0-0-0		8-5-0								
8-3-0		0-0-0		0-0-0		AWAY		0-0-0		0-0-0		8-3-0								
0-0-0		0-0-0		0-0-0		NEUTRAL		0-0-0		0-0-0		0-0-0								
<hr/>																				
RPI	S	Opponent		Score		RPI	S	Opponent		Score		RPI	S	Opponent		Score				
13	A	Virginia		2	4	32	N	Bryant		5	8	67	A	VCU		12	4			
13	A	Virginia		10	11	32	N	Bryant		4	8	99	A	Princeton		7	3			
13	A	Virginia		6	4							100	A	Rutgers		4	20			
24	A	East Carolina		3	4							100	H	Rutgers		12	2			
24	A	East Carolina		2	5															
24	A	East Carolina		4	0															
<hr/>																				
LAST 15 GAMES																				
				217	H	UMass Lowell		5	4	173	H	Stetson		7	4	247	A	Marist	1	2
				217	H	UMass Lowell		7	10	284	H	Iona		1	2	247	A	Marist	11	9
				250	H	Hofstra		5	4	284	H	Iona		9	2	247	A	Marist	5	3
				197	H	Fairfield		4	8							248	H	Siena	4	6
				197	H	Fairfield		6	9							248	H	Siena	10	4

Non-Div. I Games:

Monmouth

197	H	Fairfield	1	0
143	A	Saint Joseph's	2	14

RPI	S	Opponent	Score	
248	H	Siena	2	6
250	A	Hofstra	5	4
250	H	Hofstra	5	4
253	N	Army West Point	5	6
265	A	Lafayette	12	13
269	H	Rider	6	0
269	H	Rider	8	4
269	H	Rider	5	3
284	H	Iona	1	0
284	H	Iona	1	2
284	H	Iona	9	2
285	N	UNC Asheville	8	7
295	A	Saint Peter's	7	8
295	A	Saint Peter's	4	1
295	A	Saint Peter's	11	7

M
o
n
m
o
u
t
h

M
o
n
m
o
u
t
h

Average RPI Win:		137	WON-LOST RECORD		WINNING PCT. RANK	LAST 15 GAMES	STRENGTH OF SCHEDULE		OPP. STRENGTH OF SCHEDULE	TEAM RPI	ADJ RPI	CONF. RPI	ADJ CONF. RPI				
Average RPI Loss:		125															
DIV. I ONLY			24-28-0		.46154	186	7-8-0		154	78	170	.49006	169	8	8		
DIV. I NON-CONF.			14-17-0		.45161	176	2-1-0		234	31	199	.47617	199	13	13		
TOTALS		RPI 1-25		RPI 26-50		W-L RECORDS		RPI 51-100		RPI 101-150		RPI 150+					
24-28-0		1-1-0		2-4-0		OVERALL		2-2-0		11-14-0		8-7-0					
15-13-0		0-0-0		2-1-0		HOME		2-2-0		8-9-0		3-1-0					
9-15-0		1-1-0		0-3-0		AWAY		0-0-0		3-4-0		5-6-0					
0-0-0		0-0-0		0-0-0		NEUTRAL		0-0-0		0-0-0		0-0-0					
14-17-0		1-1-0		0-0-0		NON-CONFERENCE		2-2-0		6-10-0		5-4-0					
7-9-0		0-0-0		0-0-0		HOME		2-2-0		4-7-0		1-0-0					
7-8-0		1-1-0		0-0-		AWAY		0-0-0		2-3-0		4-4-0					
0-0-0		0-0-0		0-0-0		NEUTRAL		0-0-0		0-0-0		0-0-0					
10-11-0		0-0-0		2-4-0		CONFERENCE		0-0-0		5-4-0		3-3-0					
8-4-0		0-0-0		2-1-0		HOME		0-0-0		4-2-0		2-1-0					
2-7-0		0-0-0		0-3-0		AWAY		0-0-0		1-2-0		1-2-0					
0-0-0		0-0-0		0-0-0		NEUTRAL		0-0-0		0-0-0		0-0-0					
RPI	S	Opponent		Score		RPI	S	Opponent		Score		RPI	S	Opponent		Score	
25	A	Arizona		3	4	42	H	Long Beach St.		4	3	53	H	Washington		1	2
25	A	Arizona		6	5	42	H	Long Beach St.		14	13	53	H	Washington		8	5
						42	H	Long Beach St.		7	10	53	H	Washington		4	17
						44	A	Cal St. Fullerton		1	2	53	H	Washington		6	5
						44	A	Cal St. Fullerton		2	6						
						44	A	Cal St. Fullerton		2	9						
						LAST 15 GAMES											
						102	H	Cal Poly		4	6	109	H	Loyola Marymount		4	5
						102	H	Cal Poly		11	5	44	A	Cal St. Fullerton		2	9
						102	H	Cal Poly		6	4	44	A	Cal St. Fullerton		2	6
						188	H	San Diego St.		8	3						
						172	A	Hawaii		1	2						

Non-Div. I Games:

UC Riverside

172 A Hawaii	4	5
172 A Hawaii	2	1

RPI	S	Opponent	Score	
172	A	Hawaii	1	2
188	A	San Diego St.	3	2
188	H	San Diego St.	8	3
231	H	UC Davis	12	13
231	H	UC Davis	8	5
231	H	UC Davis	5	3
232	A	Portland	5	8
232	A	Portland	4	1
232	A	Portland	6	10
232	A	Portland	3	4
258	A	CSU Bakersfield	2	8
258	A	CSU Bakersfield	7	3
258	A	CSU Bakersfield	8	4

UC Riverside

U
C
R
i
v
e
r
s
i
d
e

U
C
R
i
v
e
r
s
i
d
e

Average RPI Win:	233	WON-LOST	WINNING	LAST 15	STRENGTH OF	OPP. STRENGTH	TEAM	ADJ	CONF.	ADJ CONF.			
Average RPI Loss:	120	RECORD	PCT. RANK	GAMES	SCHEDULE	OF SCHEDULE	RPI	RPI	RPI	RPI			
DIV. I ONLY	28-25-0	.5283	128	12-3-0	206	215	171	.48938	170	30	30		
DIV. I NON-CONF.	8-18-0	.30769	254	1-2-0	45	28	205	.47395	205	30	30		
<hr/>													
TOTALS	RPI 1-25	RPI 26-50		W-L RECORDS		RPI 51-100		RPI 101-150		RPI 150+			
28-25-0	0-3-0	0-0-0		OVERALL		1-8-0		5-8-0		22-6-0			
17-9-0	0-0-0	0-0-0		HOME		1-3-0		4-3-0		12-3-0			
8-15-0	0-3-0	0-0-0		AWAY		0-5-0		0-4-0		8-3-0			
3-1-0	0-0-0	0-0-0		NEUTRAL		0-0-0		1-1-0		2-0-0			
<hr/>													
8-18-0	0-3-0	0-0-0		NON-CONFERENCE		1-8-0		2-4-0		5-3-0			
7-7-0	0-0-0	0-0-0		HOME		1-3-0		2-2-0		4-2-0			
1-10-0	0-3-0	0-0-		AWAY		0-5-0		0-1-0		1-1-0			
0-1-0	0-0-0	0-0-0		NEUTRAL		0-0-0		0-1-0		0-0-0			
<hr/>													
20-7-0	0-0-0	0-0-0		CONFERENCE		0-0-0		3-4-0		17-3-0			
10-2-0	0-0-0	0-0-0		HOME		0-0-0		2-1-0		8-1-0			
7-5-0	0-0-0	0-0-0		AWAY		0-0-0		0-3-0		7-2-0			
3-0-0	0-0-0	0-0-0		NEUTRAL		0-0-0		1-0-0		2-0-0			
<hr/>													
RPI S	Opponent	Score		RPI S	Opponent	Score		RPI S	Opponent	Score			
2 A	Florida	1	7			54 A	North Florida	6	12	114 H	FGCU	5	15
3 A	Miami (FL)	7	14			54 H	North Florida	1	13	114 H	FGCU	1	0
3 A	Miami (FL)	4	5			54 H	North Florida	4	1	114 H	FGCU	6	9
						57 A	Ohio St.	2	6	134 N	Milwaukee	0	11
						57 A	Ohio St.	5	13	140 A	Florida A&M	3	5
						57 A	Ohio St.	2	11	140 A	Florida A&M	3	15
						73 H	Jacksonville	3	4	140 A	Florida A&M	1	2
						87 A	FIU	3	4	140 H	Florida A&M	7	5
						87 H	FIU	8	21	140 H	Florida A&M	3	6
										140 H	Florida A&M	6	5
										140 N	Florida A&M	5	2
										141 A	UCF	7	12
										141 H	UCF	17	3
										173 A	Stetson	6	2
										173 H	Stetson	2	11
										174 A	South Fla.	2	6
										174 H	South Fla.	10	3
										195 H	Murray St.	3	2
										195 H	Murray St.	6	0
										195 H	Murray St.	0	5
										216 H	Quinnipiac	8	3
										270 N	Norfolk St.	14	4
										278 A	N.C. Central	13	4
										278 A	N.C. Central	11	3
										278 A	N.C. Central	3	4
										278 H	N.C. Central	3	2
										278 H	N.C. Central	2	1
LAST 15 GAMES				LAST 15 GAMES				LAST 15 GAMES					

Non-Div. I Games:

Bethune-Cookman

288	A	Savannah St.	5	1
3	A	Miami (FL)	7	14

RPI	S	Opponent	Score	
278	H	N.C. Central	5	4
287	A	N.C. A&T	6	0
287	A	N.C. A&T	23	2
287	A	N.C. A&T	7	6
287	H	N.C. A&T	10	14
287	H	N.C. A&T	9	7
287	H	N.C. A&T	4	2
288	A	Savannah St.	5	1
288	A	Savannah St.	6	10
288	A	Savannah St.	6	5
288	H	Savannah St.	12	7
288	H	Savannah St.	7	6
288	H	Savannah St.	3	0
299	N	Coppin St.	10	0

Bethune-Cookman

B
e
t
h
u
n
e
-
C
o
o
k
m
a
n

B
e
t
h
u
n
e
-
C
o
o
k
m
a
n

[illegible]

Non-Div. I Games:

Stony Brook

246	A	Maine	1	2
131	A	Binghamton	3	7

RPI	S	Opponent	Score	
246	A	Maine	9	0
246	A	Maine	8	1
246	A	Maine	1	2
246	H	Maine	11	0
246	H	Maine	2	1
254	A	LIU Brooklyn	8	1
264	N	Bowling Green	4	5
279	A	NYIT	7	5
279	H	NYIT	5	1
284	A	Iona	0	7
284	H	Iona	15	4
284	H	Iona	11	2
295	H	Saint Peter's	7	3

Stony Brook

S
t
o
n
y
B
r
o
o
k

S
t
o
n
y
B
r
o
o
k

Average RPI Win: 153		WON-LOST	WINNING	LAST 15	STRENGTH OF		OPP. STRENGTH	TEAM	ADJ		CONF.	ADJ CONF.	
Average RPI Loss: 90		RECORD	PCT. RANK	GAMES	SCHEDULE		OF SCHEDULE	RPI	RPI		RPI	RPI	
DIV. I ONLY		22-26-0	.45833	187	6-9-0		87	129	169	.48917	172	8	8
DIV. I NON-CONF.		10-14-0	.41667	197	0-1-0		184	147	253	.44528	253	13	13
TOTALS		RPI 1-25	RPI 26-50		W-L RECORDS		RPI 51-100		RPI 101-150		RPI 150+		
22-26-0		0-3-0	3-7-0		OVERALL		3-5-0		6-7-0		10-4-0		
14-18-0		0-0-0	1-6-0		HOME		3-5-0		3-3-0		7-4-0		
6-7-0		0-3-0	2-1-0		AWAY		0-0-0		1-3-0		3-0-0		
2-1-0		0-0-0	0-0-0		NEUTRAL		0-0-0		2-1-0		0-0-0		
10-14-0		0-0-0	0-4-0		NON-CONFERENCE		3-5-0		2-2-0		5-3-0		
8-12-0		0-0-0	0-4-0		HOME		3-5-0		0-0-0		5-3-0		
0-1-0		0-0-0	0-0-		AWAY		0-0-0		0-1-0		0-0-0		
2-1-0		0-0-0	0-0-0		NEUTRAL		0-0-0		2-1-0		0-0-0		
12-12-0		0-3-0	3-3-0		CONFERENCE		0-0-0		4-5-0		5-1-0		
6-6-0		0-0-0	1-2-0		HOME		0-0-0		3-3-0		2-1-0		
6-6-0		0-3-0	2-1-0		AWAY		0-0-0		1-2-0		3-0-0		
0-0-0		0-0-0	0-0-0		NEUTRAL		0-0-0		0-0-0		0-0-0		
RPI S	Opponent	Score	RPI S	Opponent	Score	RPI S	Opponent	Score	RPI S	Opponent	Score		
19 A	UC Santa Barbara	2 14	37 H	Michigan	0 6	60 H	New Mexico	4 6	102 H	Cal Poly	6 3		
19 A	UC Santa Barbara	4 5	37 H	Michigan	4 5	60 H	New Mexico	4 3	102 H	Cal Poly	4 5		
19 A	UC Santa Barbara	3 6	37 H	Michigan	3 5	60 H	New Mexico	0 18	102 H	Cal Poly	2 5		
			37 H	Michigan	4 9	60 H	New Mexico	1 7	109 A	Loyola Marymount	2 13		
			42 H	Long Beach St.	6 3	75 H	West Virginia	4 1	116 H	UC Irvine	8 4		
			42 H	Long Beach St.	3 4	75 H	West Virginia	1 4	116 H	UC Irvine	4 14		
			42 H	Long Beach St.	4 11	75 H	West Virginia	6 2	116 H	UC Irvine	8 5		
			44 A	Cal St. Fullerton	3 8	75 H	West Virginia	2 9	136 A	CSUN	1 2		
			44 A	Cal St. Fullerton	6 3				136 A	CSUN	3 9		
			44 A	Cal St. Fullerton	3 2				136 A	CSUN	6 5		
									138 N	San Francisco	9 7		
									138 N	San Francisco	11 3		
									138 N	San Francisco	4 5		
									169 H	UC Riverside	5 4		
									169 H	UC Riverside	1 2		
									169 H	UC Riverside	2 1		
									183 H	Santa Clara	8 1		
									183 H	Santa Clara	3 2		
									183 H	Santa Clara	4 5		
									183 H	Santa Clara	1 3		
									231 A	UC Davis	6 5		
									231 A	UC Davis	7 2		
									231 A	UC Davis	5 0		
									293 H	Chicago St.	0 1		
									293 H	Chicago St.	4 0		
									293 H	Chicago St.	4 1		
									293 H	Chicago St.	14 0		
Non-Div. I Games:			Hawaii Hilo	11 9	Hawaii Hilo	0 1	Hawaii						

169 H UC Riverside	1	2
42 H Long Beach St.	3	4

H
a
w
a
i
i

H
a
w
a
i
i

Average RPI Win: 207		WON-LOST	WINNING	LAST 15	STRENGTH OF		OPP. STRENGTH	TEAM	ADJ		CONF.	ADJ CONF.			
Average RPI Loss: 99		RECORD	PCT. RANK	GAMES	SCHEDULE		OF SCHEDULE	RPI	RPI		RPI	RPI			
DIV. I ONLY		25-29-0	.46296	185	6-9-0		115	141	173		.48883	173	15	15	
DIV. I NON-CONF.		16-17-0	.48485	155	0-2-0		111	126	170		.48799	169	17	17	
TOTALS		RPI 1-25	RPI 26-50		W-L RECORDS		RPI 51-100		RPI 101-150		RPI 150+				
25-29-0		0-6-0	0-3-0		OVERALL		2-6-0		2-4-0		21-10-0				
18-15-0		0-0-0	0-3-0		HOME		1-3-0		1-2-0		16-7-0				
7-14-0		0-6-0	0-0-0		AWAY		1-3-0		1-2-0		5-3-0				
0-0-0		0-0-0	0-0-0		NEUTRAL		0-0-0		0-0-0		0-0-0				
16-17-0		0-6-0	0-3-0		NON-CONFERENCE		1-1-0		1-2-0		14-5-0				
14-10-0		0-0-0	0-3-0		HOME		0-1-0		1-2-0		13-4-0				
2-7-0		0-6-0	0-0-		AWAY		1-0-0		0-0-0		1-1-0				
0-0-0		0-0-0	0-0-0		NEUTRAL		0-0-0		0-0-0		0-0-0				
9-12-0		0-0-0	0-0-0		CONFERENCE		1-5-0		1-2-0		7-5-0				
4-5-0		0-0-0	0-0-0		HOME		1-2-0		0-0-0		3-3-0				
5-7-0		0-0-0	0-0-0		AWAY		0-3-0		1-2-0		4-2-0				
0-0-0		0-0-0	0-0-0		NEUTRAL		0-0-0		0-0-0		0-0-0				
RPI S	Opponent	Score		RPI S	Opponent	Score		RPI S	Opponent	Score		RPI S	Opponent	Score	
3 A	Miami (FL)	2	4	41 H	Creighton	1	5	51 H	Illinois	1	4	114 A	FGCU	5	3
14 A	Coastal Caro.	2	11	41 H	Creighton	5	7	54 A	North Florida	3	5	114 A	FGCU	2	4
14 A	Coastal Caro.	5	17	41 H	Creighton	1	4	54 A	North Florida	0	5	114 A	FGCU	6	11
14 A	Coastal Caro.	2	12					54 A	North Florida	2	6	149 H	Delaware	10	12
16 A	Florida St.	5	8					73 H	Jacksonville	1	2	149 H	Delaware	1	6
16 A	Florida St.	6	8					73 H	Jacksonville	4	3	149 H	Delaware	5	2
								73 H	Jacksonville	3	8	153 A	Kennesaw St.	6	2
								87 A	FIU	8	5	153 A	Kennesaw St.	1	10
												153 A	Kennesaw St.	2	9
												164 H	Winthrop	4	6
												164 H	Winthrop	5	4
												164 H	Winthrop	2	1
												168 A	Monmouth	4	7
												170 A	Bethune-Cookman	11	2
												170 H	Bethune-Cookman	2	6
												174 H	South Fla.	5	1
												174 H	South Fla.	2	3
												194 H	Lipscomb	1	9
												194 H	Lipscomb	1	6
												194 H	Lipscomb	3	4
												220 H	USC Upstate	9	2
												220 H	USC Upstate	9	3
												220 H	USC Upstate	9	5
												224 H	Dartmouth	1	2
												230 H	Central Mich.	4	3
												243 H	Villanova	5	1
												246 H	Maine	6	4
				LAST 15 GAMES											
				194 H	Lipscomb	1	6	263 A	NJIT	11	3				
				194 H	Lipscomb	1	9	263 A	NJIT	3	1				
				194 H	Lipscomb	3	4	263 A	NJIT	16	6				
				153 A	Kennesaw St.	1	10								
				153 A	Kennesaw St.	2	9								

Non-Div. I Games:

Stetson

153	A	Kennesaw St.	6	2
168	A	Monmouth	4	7

RPI	S	Opponent	Score	
246	H	Maine	5	1
246	H	Maine	7	6
248	H	Siena	13	6
248	H	Siena	5	3
260	H	The Citadel	11	5
260	H	The Citadel	7	0
260	H	The Citadel	3	1
263	A	NJIT	16	6
263	A	NJIT	3	1
263	A	NJIT	11	3

Stetson

S
t
e
t
s
o
n

S
t
e
t
s
o
n

Average RPI Win:		141	WON-LOST RECORD		WINNING PCT. RANK		LAST 15 GAMES		STRENGTH OF SCHEDULE		OPP. STRENGTH OF SCHEDULE		TEAM RPI		ADJ RPI		CONF. RPI		ADJ CONF. RPI					
DIV. I ONLY			23-31-0		.42593		210		4-11-0		80		81		174		.48842		174		6		6	
DIV. I NON-CONF.			15-15-0		.5		147		0-2-0		74		131		151		.49702		151		6		6	
TOTALS		RPI 1-25		RPI 26-50		W-L RECORDS		RPI 51-100		RPI 101-150		RPI 150+												
23-31-0		2-3-0		0-6-0		OVERALL		3-7-0		8-9-0		10-6-0												
17-18-0		0-1-0		0-6-0		HOME		2-3-0		6-4-0		9-4-0												
6-13-0		2-2-0		0-0-0		AWAY		1-4-0		2-5-0		1-2-0												
0-0-0		0-0-0		0-0-0		NEUTRAL		0-0-0		0-0-0		0-0-0												
15-15-0		0-2-0		0-0-0		NON-CONFERENCE		2-5-0		4-4-0		9-4-0												
14-9-0		0-1-0		0-0-0		HOME		2-3-0		4-3-0		8-2-0												
1-6-0		0-1-0		0-0-		AWAY		0-2-0		0-1-0		1-2-0												
0-0-0		0-0-0		0-0-0		NEUTRAL		0-0-0		0-0-0		0-0-0												
8-16-0		2-1-0		0-6-0		CONFERENCE		1-2-0		4-5-0		1-2-0												
3-9-0		0-0-0		0-6-0		HOME		0-0-0		2-1-0		1-2-0												
5-7-0		2-1-0		0-0-0		AWAY		1-2-0		2-4-0		0-0-0												
0-0-0		0-0-0		0-0-0		NEUTRAL		0-0-0		0-0-0		0-0-0												
RPI	S	Opponent		Score		RPI	S	Opponent		Score		RPI	S	Opponent		Score		RPI	S	Opponent		Score		
2	A	Florida		4	11	27	H	Tulane		4	9	54	A	North Florida		6	7	107	A	Cincinnati		5	3	
16	H	Florida St.		4	12	27	H	Tulane		1	7	54	H	North Florida		5	7	107	A	Cincinnati		2	3	
24	A	East Carolina		5	1	27	H	Tulane		0	4	71	A	Houston		4	1	107	A	Cincinnati		3	4	
24	A	East Carolina		6	5	50	H	UConn		2	11	71	A	Houston		1	5	114	A	FGCU		3	4	
24	A	East Carolina		7	14	50	H	UConn		3	7	71	A	Houston		5	7	114	H	FGCU		6	13	
						50	H	UConn		2	3	73	A	Jacksonville		5	7	123	H	Liberty		6	5	
												83	H	Michigan St.		2	0	123	H	Liberty		11	10	
												83	H	Michigan St.		1	11	123	H	Liberty		0	4	
												83	H	Michigan St.		7	5	141	A	UCF		6	4	
												87	H	FIU		5	6	141	A	UCF		5	6	
																		141	A	UCF		0	4	
																		141	H	UCF		5	4	
																		141	H	UCF		2	9	
																		141	H	UCF		4	0	
																		143	H	Saint Joseph's		13	3	
																		143	H	Saint Joseph's		7	8	
																		143	H	Saint Joseph's		7	3	
																		159	H	Holy Cross		4	3	
																		159	H	Holy Cross		3	2	
																		159	H	Holy Cross		3	2	
																		170	A	Bethune-Cookman		3	10	
																		170	H	Bethune-Cookman		6	2	
																		173	A	Stetson		3	2	
																		173	A	Stetson		1	5	
																		202	H	Eastern Mich.		2	3	
																		202	H	Eastern Mich.		8	4	
																		202	H	Eastern Mich.		8	4	
LAST 15 GAMES																								
						50	H	UConn		2	3	27	H	Tulane		0	4	173	A	Stetson		3	2	
						50	H	UConn		3	7	27	H	Tulane		1	7	173	A	Stetson		1	5	
						50	H	UConn		2	11	27	H	Tulane		4	9	202	H	Eastern Mich.		2	3	
						24	A	East Carolina		6	5							202	H	Eastern Mich.		8	4	
						24	A	East Carolina		5	1							202	H	Eastern Mich.		8	4	

Non-Div. I Games:

South Fla.

South Fla.

24	A	East Carolina	7	14
2	A	Florida	4	11

Through Games Of May 23, 2016

RPI	S	Opponent	Score	
219	H	Memphis	3	8
219	H	Memphis	7	5
219	H	Memphis	3	4
224	H	Dartmouth	4	0
224	H	Dartmouth	4	0
224	H	Dartmouth	0	1

South Fla.

S
o
u
t
h
F
l
a
.

S
o
u
t
h
F
l
a
.

Average RPI Win: 127		WON-LOST	WINNING	LAST 15	STRENGTH OF		OPP. STRENGTH	TEAM	ADJ	CONF.	ADJ CONF.					
Average RPI Loss: 86		RECORD	PCT. RANK	GAMES	SCHEDULE		OF SCHEDULE	RPI	RPI	RPI	RPI					
DIV. I ONLY		21-35-0	.375	235	5-10-0		32	110	175	.48826	175					
DIV. I NON-CONF.		12-23-0	.34286	238	2-2-0		42	74	198	.47678	197					
TOTALS		RPI 1-25	RPI 26-50		W-L RECORDS		RPI 51-100		RPI 101-150		RPI 150+					
21-35-0		0-3-0	4-10-0		OVERALL		4-9-0		7-9-0		6-4-0					
17-17-0		0-3-0	3-5-0		HOME		4-4-0		5-4-0		5-1-0					
4-18-0		0-0-0	1-5-0		AWAY		0-5-0		2-5-0		1-3-0					
0-0-0		0-0-0	0-0-0		NEUTRAL		0-0-0		0-0-0		0-0-0					
12-23-0		0-3-0	3-8-0		NON-CONFERENCE		1-6-0		3-4-0		5-2-0					
11-11-0		0-3-0	2-3-0		HOME		1-1-0		3-3-0		5-1-0					
1-12-0		0-0-0	1-0-		AWAY		0-5-0		0-1-0		0-1-0					
0-0-0		0-0-0	0-0-0		NEUTRAL		0-0-0		0-0-0		0-0-0					
9-12-0		0-0-0	1-2-0		CONFERENCE		3-3-0		4-5-0		1-2-0					
6-6-0		0-0-0	1-2-0		HOME		3-3-0		2-1-0		0-0-0					
3-6-0		0-0-0	0-0-0		AWAY		0-0-0		2-4-0		1-2-0					
0-0-0		0-0-0	0-0-0		NEUTRAL		0-0-0		0-0-0		0-0-0					
RPI	S	Opponent	Score		RPI	S	Opponent	Score		RPI	S	Opponent	Score			
17	H	TCU	0	3	28	H	Oklahoma St.	0	17	59	A	Oral Roberts	4	6		
17	H	TCU	5	12	31	H	Dallas Baptist	5	7	59	H	Oral Roberts	15	8		
17	H	TCU	6	17	31	H	Dallas Baptist	4	5	60	A	New Mexico	7	17		
					31	H	Dallas Baptist	4	3	60	A	New Mexico	4	8		
					36	A	Nebraska	17	5	60	A	New Mexico	6	8		
					36	A	Nebraska	3	7	63	H	Indiana St.	10	15		
					36	A	Nebraska	0	4	63	H	Indiana St.	6	8		
					41	H	Creighton	7	3	63	H	Indiana St.	11	9		
					43	H	Sam Houston St.	2	0	69	A	Oklahoma	2	4		
					43	H	Sam Houston St.	11	15	69	H	Oklahoma	7	15		
					43	H	Sam Houston St.	8	13	98	H	Missouri St.	11	1		
					44	A	Cal St. Fullerton	1	9	98	H	Missouri St.	9	2		
					44	A	Cal St. Fullerton	1	7	98	H	Missouri St.	1	6		
					44	A	Cal St. Fullerton	0	5							
												137	A	Evansville	2	7
												137	A	Evansville	1	11
												137	A	Evansville	6	5
												162	H	Omaha	5	4
												199	A	Kansas	3	9
												199	H	Kansas	7	6
												213	A	Illinois St.	6	8
												213	A	Illinois St.	15	12
												213	A	Illinois St.	4	6
												262	H	Northern Colo.	11	0
												262	H	Northern Colo.	17	2
												262	H	Northern Colo.	3	4
												290	H	North Dakota	16	3
LAST 15 GAMES																
					31	H	Dallas Baptist	4	3	41	H	Creighton	7	3		
					31	H	Dallas Baptist	5	7	63	H	Indiana St.	6	8		
					31	H	Dallas Baptist	4	5	63	H	Indiana St.	11	9		
					199	H	Kansas	7	6							
					213	A	Illinois St.	6	8							

Non-Div. I Games:

Wichita St.

213 A Illinois St.	15	12
213 A Illinois St.	4	6

W
i
c
h
i
t
a
s
t
.

W
i
c
h
i
t
a
s
t
.

Average RPI Win:	198	WON-LOST RECORD	WINNING PCT. RANK	LAST 15 GAMES	STRENGTH OF SCHEDULE	OPP. STRENGTH OF SCHEDULE	TEAM RPI	ADJ RPI	CONF. RPI	ADJ CONF. RPI						
DIV. I ONLY		28-26-0	.51852	137	4-11-0	218	180	176	.48784	176	28	28				
DIV. I NON-CONF.		12-15-0	.44444	181	0-3-0	104	18	134	.50578	134	27	28				

TOTALS	RPI 1-25	RPI 26-50		W-L RECORDS		RPI 51-100		RPI 101-150		RPI 150+						
28-26-0	1-5-0	1-0-0		OVERALL		3-3-0		5-8-0		18-10-0						
17-10-0	0-0-0	0-0-0		HOME		2-2-0		3-4-0		12-4-0						
10-16-0	1-5-0	1-0-0		AWAY		1-1-0		2-4-0		5-6-0						
1-0-0	0-0-0	0-0-0		NEUTRAL		0-0-0		0-0-0		1-0-0						
12-15-0	1-5-0	1-0-0		NON-CONFERENCE		3-3-0		4-3-0		3-4-0						
6-6-0	0-0-0	0-0-0		HOME		2-2-0		2-2-0		2-2-0						
5-9-0	1-5-0	1-0-		AWAY		1-1-0		2-1-0		0-2-0						
1-0-0	0-0-0	0-0-0		NEUTRAL		0-0-0		0-0-0		1-0-0						
16-11-0	0-0-0	0-0-0		CONFERENCE		0-0-0		1-5-0		15-6-0						
11-4-0	0-0-0	0-0-0		HOME		0-0-0		1-2-0		10-2-0						
5-7-0	0-0-0	0-0-0		AWAY		0-0-0		0-3-0		5-4-0						
0-0-0	0-0-0	0-0-0		NEUTRAL		0-0-0		0-0-0		0-0-0						
RPI	S	Opponent	Score		RPI	S	Opponent	Score		RPI	S	Opponent	Score			
9	A	LSU	0	6	40	A	Northwestern St.	4	2	60	H	New Mexico	3	12		
9	A	LSU	5	4						60	H	New Mexico	0	1		
9	A	LSU	1	11						82	A	Fresno St.	5	7		
25	A	Arizona	1	3						82	H	Fresno St.	5	4		
25	A	Arizona	1	23						93	A	Nevada	7	2		
25	A	Arizona	4	8						93	H	Nevada	5	2		
												102	H	Cal Poly	0	4
												102	H	Cal Poly	4	6
												102	H	Cal Poly	3	2
												112	H	Seattle	3	6
												112	H	Seattle	0	3
												112	H	Seattle	6	3
												135	A	Auburn	7	6
												135	A	Auburn	5	10
												135	A	Auburn	6	5
												138	H	San Francisco	6	5
												145	A	New Mexico St.	6	13
												145	A	New Mexico St.	2	6
												145	A	New Mexico St.	4	14
												151	H	Utah Valley	0	5
												151	H	Utah Valley	2	3
												151	H	Utah Valley	8	0
												210	A	Grand Canyon	4	1
												210	A	Grand Canyon	8	3
												210	A	Grand Canyon	3	4
												221	A	Pacific	3	6
												221	H	Pacific	6	9
												227	H	South Dakota St.	11	3
												227	H	South Dakota St.	10	7
												227	N	South Dakota St.	4	0
												231	A	UC Davis	2	8
												231	H	UC Davis	1	7
												258	A	CSU Bakersfield	2	4
LAST 15 GAMES																
					112	H	Seattle	3	6	231	H	UC Davis	1	7		
					112	H	Seattle	0	3	151	H	Utah Valley	2	3		
					112	H	Seattle	6	3	151	H	Utah Valley	0	5		
					221	H	Pacific	6	9							
					210	A	Grand Canyon	3	4							

Non-Div. I Games: William Jessup 6 1

Sacramento St.

Sacramento St.

210	A	Grand Canyon	8	3
210	A	Grand Canyon	4	1

Through Games Of May 23, 2016

RPI	S	Opponent	Score	
258	A	CSU Bakersfield	6	3
258	A	CSU Bakersfield	3	4
262	H	Northern Colo.	6	3
262	H	Northern Colo.	5	1
262	H	Northern Colo.	8	5
281	A	UTRGV	5	3
281	A	UTRGV	2	3
281	A	UTRGV	12	3
290	H	North Dakota	3	2
290	H	North Dakota	4	3
290	H	North Dakota	1	0
293	H	Chicago St.	10	0
293	H	Chicago St.	5	4
293	H	Chicago St.	4	1

Sacramento St.

S
a
c
r
a
m
e
n
t
o
s
t
.

S
a
c
r
a
m
e
n
t
o
s
t
.

Average RPI Win: 163		WON-LOST	WINNING	LAST 15	STRENGTH OF		OPP. STRENGTH	TEAM	ADJ	CONF.	ADJ CONF.
Average RPI Loss: 102		RECORD	PCT. RANK	GAMES	SCHEDULE		OF SCHEDULE	RPI	RPI	RPI	RPI
DIV. I ONLY		26-30-0	.46429	183	152		121	177	.48783	177	12
DIV. I NON-CONF.		12-12-0	.5	147	172		160	165	.49029	165	10
TOTALS		RPI 1-25	RPI 26-50		W-L RECORDS		RPI 51-100		RPI 101-150		RPI 150+
26-30-0		0-5-0	5-10-0		OVERALL		3-3-0		5-2-0		13-10-0
16-13-0		0-2-0	1-7-0		HOME		1-0-0		5-1-0		9-3-0
9-15-0		0-3-0	3-3-0		AWAY		2-3-0		0-1-0		4-5-0
1-2-0		0-0-0	1-0-0		NEUTRAL		0-0-0		0-0-0		0-2-0
12-12-0		0-5-0	4-2-0		NON-CONFERENCE		0-1-0		0-1-0		8-3-0
9-3-0		0-2-0	1-0-0		HOME		0-0-0		0-0-0		8-1-0
2-7-0		0-3-0	2-0-		AWAY		0-1-0		0-1-0		0-0-0
1-2-0		0-0-0	1-0-0		NEUTRAL		0-0-0		0-0-0		0-2-0
14-18-0		0-0-0	1-8-0		CONFERENCE		3-2-0		5-1-0		5-7-0
7-10-0		0-0-0	0-7-0		HOME		1-0-0		5-1-0		1-2-0
7-8-0		0-0-0	1-1-0		AWAY		2-2-0		0-0-0		4-5-0
0-0-0		0-0-0	0-0-0		NEUTRAL		0-0-0		0-0-0		0-0-0
RPI S	Opponent	Score	RPI S	Opponent	Score	RPI S	Opponent	Score	RPI S	Opponent	Score
9 H	LSU	4 9	27 A	Tulane	2 0	60 A	Alabama	1 13	106 H	McNeese St.	6 5
11 A	Mississippi St.	0 8	27 H	Tulane	2 1	66 A	Lamar	2 7	106 H	McNeese St.	2 1
11 A	Mississippi St.	0 5	36 A	Nebraska	7 1	66 A	Lamar	10 14	106 H	McNeese St.	3 0
18 A	La.-Lafayette	3 4	36 A	Nebraska	1 6	80 A	New Orleans	5 4	108 H	Central Ark.	2 7
18 H	La.-Lafayette	4 5	36 A	Nebraska	2 4	80 A	New Orleans	11 5	108 H	Central Ark.	8 2
			40 H	Northwestern St.	3 6	80 H	New Orleans	3 2	108 H	Central Ark.	6 5
			40 H	Northwestern St.	1 4				146 A	La.-Monroe	1 3
			40 H	Northwestern St.	4 13				163 H	Sacred Heart	5 7
			43 H	Sam Houston St.	1 3				163 H	Sacred Heart	5 0
			43 H	Sam Houston St.	8 12				163 H	Sacred Heart	8 7
			43 H	Sam Houston St.	2 4				191 A	Houston Baptist	3 8
			45 A	Southeastern La.	6 5				191 A	Houston Baptist	3 7
			45 A	Southeastern La.	2 15				191 A	Houston Baptist	5 3
			45 H	Southeastern La.	8 14				215 H	Abilene Christian	4 5
			47 N	South Ala.	5 4				215 H	Abilene Christian	3 5
									215 H	Abilene Christian	4 2
									217 N	UMass Lowell	6 9
									217 N	UMass Lowell	2 11
									226 A	A&M-Corpus Christi	4 1
									226 A	A&M-Corpus Christi	4 5
									226 A	A&M-Corpus Christi	0 8
									274 A	Incarnate Word	8 4
									274 A	Incarnate Word	5 7
									274 A	Incarnate Word	8 3
									292 H	Alcorn	6 4
									296 H	Southern U.	9 8
									300 H	Mississippi Val.	6 1
LAST 15 GAMES											
			80 A	New Orleans	11 5		292 H	Alcorn	6 4		
			80 H	New Orleans	3 2		191 A	Houston Baptist	3 7		
			80 A	New Orleans	5 4		191 A	Houston Baptist	5 3		
			27 A	Tulane	2 0						
			40 H	Northwestern St.	3 6						

Non-Div. I Games:

Nicholls St.

Nicholls St.

40 H Northwestern St.	1	4
40 H Northwestern St.	4	13

Through Games Of May 23, 2016

RPI	S	Opponent	Score	
300	H	Mississippi Val.	15	1
300	H	Mississippi Val.	18	2
300	H	Mississippi Val.	13	3

Nicholls St.

N
i
c
h
o
l
l
s
s
t
.

N
i
c
h
o
l
l
s
s
t
.

Average RPI Win:	166	WON-LOST RECORD	WINNING PCT. RANK	LAST 15 GAMES	STRENGTH OF SCHEDULE	OPP. STRENGTH OF SCHEDULE	TEAM RPI	ADJ RPI	CONF. RPI	ADJ CONF. RPI	
Average RPI Loss:	139										
DIV. I ONLY	17-24-0	.41463	217	8-7-0	138	184	178	.4878	178	25	25
DIV. I NON-CONF.	7-14-0	.33333	239	1-1-0	32	76	124	.51151	124	20	21
<hr/>											
TOTALS	RPI 1-25	RPI 26-50		W-L RECORDS	RPI 51-100		RPI 101-150		RPI 150+		
17-24-0	0-0-0	2-5-0		OVERALL	5-7-0		1-2-0		9-10-0		
9-5-0	0-0-0	1-0-0		HOME	3-1-0		1-0-0		4-4-0		
8-19-0	0-0-0	1-5-0		AWAY	2-6-0		0-2-0		5-6-0		
0-0-0	0-0-0	0-0-0		NEUTRAL	0-0-0		0-0-0		0-0-0		
<hr/>											
7-14-0	0-0-0	2-5-0		NON-CONFERENCE	2-6-0		1-2-0		2-1-0		
3-1-0	0-0-0	1-0-0		HOME	0-0-0		1-0-0		1-1-0		
4-13-0	0-0-0	1-0-		AWAY	2-6-0		0-2-0		1-0-0		
0-0-0	0-0-0	0-0-0		NEUTRAL	0-0-0		0-0-0		0-0-0		
<hr/>											
10-10-0	0-0-0	0-0-0		CONFERENCE	3-1-0		0-0-0		7-9-0		
6-4-0	0-0-0	0-0-0		HOME	3-1-0		0-0-0		3-3-0		
4-6-0	0-0-0	0-0-0		AWAY	0-0-0		0-0-0		4-6-0		
0-0-0	0-0-0	0-0-0		NEUTRAL	0-0-0		0-0-0		0-0-0		
<hr/>											
RPI S	Opponent	Score	RPI S	Opponent	Score	RPI S	Opponent	Score	RPI S	Opponent	Score
			42 A	Long Beach St.	1 4	73 A	Jacksonville	0 2	120 A	San Diego	5 21
			42 A	Long Beach St.	3 8	73 A	Jacksonville	9 8	120 A	San Diego	3 6
			42 A	Long Beach St.	2 7	73 A	Jacksonville	0 1	139 H	St. John's (NY)	4 1
			42 A	Long Beach St.	8 6	73 A	Jacksonville	5 4	205 H	Fordham	1 4
			50 A	UConn	3 4	84 A	Pepperdine	2 12	208 H	Yale	7 9
			50 A	UConn	0 3	84 A	Pepperdine	6 15	208 H	Yale	5 14
			50 H	UConn	4 3	84 A	Pepperdine	3 11	218 H	Manhattan	14 12
						84 A	Pepperdine	1 3	224 A	Dartmouth	6 7
						99 H	Princeton	2 6	224 A	Dartmouth	1 3
						99 H	Princeton	8 7	235 A	Penn	4 2
						99 H	Princeton	8 4	235 A	Penn	3 1
						99 H	Princeton	5 4	235 H	Penn	9 8
									235 H	Penn	4 7
									239 A	Harvard	4 3
									239 A	Harvard	3 11
									240 H	Brown	7 3
									240 H	Brown	10 2
									249 A	Cornell	3 4
									249 A	Cornell	3 9
									249 A	Cornell	14 4
									249 A	Cornell	4 7
									253 A	Army West Point	13 3
			LAST 15 GAMES								
			235 H	Penn	9 8	99 H	Princeton	8 4			
			235 H	Penn	4 7	99 H	Princeton	2 6			
			235 A	Penn	4 2	205 H	Fordham	1 4			
			235 A	Penn	3 1						
			218 H	Manhattan	14 12						

Non-Div. I Games:

Columbia

99 H Princeton	5	4
99 H Princeton	8	7

C
o
l
u
m
b
i
a

C
o
l
u
m
b
i
a

T
e
n
n
e
s
s
e
e
T
e
c
h

Tennessee Tech

196 A Belmont	5	1
196 A Belmont	6	4

RPI	S	Opponent	Score	
211	H	Eastern Ky.	7	6
261	H	Bucknell	2	3
261	H	Bucknell	9	3
261	H	Bucknell	5	6
266	H	UT Martin	12	3
266	H	UT Martin	5	3
266	H	UT Martin	10	2
267	H	Western Ill.	6	5
267	H	Western Ill.	6	3
267	H	Western Ill.	13	12
273	A	Eastern Ill.	8	6
273	A	Eastern Ill.	8	3
273	A	Eastern Ill.	5	3
280	A	SIUE	14	2
280	A	SIUE	4	5
280	A	SIUE	13	3
285	H	UNC Asheville	9	4
297	A	Alabama A&M	34	6
297	H	Alabama A&M	11	6

Tennessee Tech

T
e
n
n
e
s
s
e
e
T
e
c
h

T
e
n
n
e
s
s
e
e
T
e
c
h

Average RPI Win: 183		WON-LOST	WINNING	LAST 15	STRENGTH OF		OPP. STRENGTH	TEAM	ADJ	CONF.	ADJ CONF.
Average RPI Loss: 145		RECORD	PCT. RANK	GAMES	SCHEDULE		OF SCHEDULE	RPI	RPI	RPI	RPI
DIV. I ONLY		24-29-0	.45283	188	7-8-0		140	233	180	.48658	180
DIV. I NON-CONF.		16-19-0	.45714	173	2-2-0		154	267	167	.4888	166
TOTALS		RPI 1-25	RPI 26-50		W-L RECORDS		RPI 51-100		RPI 101-150		RPI 150+
24-29-0	1-2-0	1-3-0		OVERALL		3-7-0		4-6-0		15-11-0	
12-9-0	0-0-0	0-0-0		HOME		3-4-0		2-2-0		7-3-0	
8-18-0	1-2-0	1-3-0		AWAY		0-3-0		2-4-0		4-6-0	
4-2-0	0-0-0	0-0-0		NEUTRAL		0-0-0		0-0-0		4-2-0	
16-19-0	1-2-0	0-1-0		NON-CONFERENCE		1-6-0		1-3-0		13-7-0	
7-5-0	0-0-0	0-0-0		HOME		1-3-0		0-1-0		6-1-0	
5-12-0	1-2-0	0-0-		AWAY		0-3-0		1-2-0		3-4-0	
4-2-0	0-0-0	0-0-0		NEUTRAL		0-0-0		0-0-0		4-2-0	
8-10-0	0-0-0	1-2-0		CONFERENCE		2-1-0		3-3-0		2-4-0	
5-4-0	0-0-0	0-0-0		HOME		2-1-0		2-1-0		1-2-0	
3-6-0	0-0-0	1-2-0		AWAY		0-0-0		1-2-0		1-2-0	
0-0-0	0-0-0	0-0-0		NEUTRAL		0-0-0		0-0-0		0-0-0	
RPI S	Opponent	Score		RPI S	Opponent	Score		RPI S	Opponent	Score	
22 A	Fla. Atlantic	13	11	26 A	Wake Forest	1	3	70 A	UNCG	9	17
22 A	Fla. Atlantic	2	14	41 A	Creighton	0	4	70 A	UNCG	4	5
22 A	Fla. Atlantic	0	6	41 A	Creighton	3	2	70 A	UNCG	4	8
				41 A	Creighton	2	6	95 H	Xavier	4	3
								95 H	Xavier	5	8
								95 H	Xavier	9	1
								99 H	Princeton	0	4
								99 H	Princeton	3	7
								99 H	Princeton	4	8
								99 H	Princeton	4	3
								126 A	William & Mary	8	6
								126 A	William & Mary	2	16
								126 A	William & Mary	9	10
								132 H	Seton Hall	1	2
								132 H	Seton Hall	7	3
								132 H	Seton Hall	1	0
								139 A	St. John's (NY)	4	5
								139 A	St. John's (NY)	10	13
								139 A	St. John's (NY)	10	3
								142 H	Navy	5	6
								157 A	UMBC	4	9
								157 H	UMBC	1	0
								157 N	UMBC	6	5
								189 A	Davidson	8	12
								189 A	Davidson	5	3
								189 A	Davidson	3	9
								207 A	George Washington	3	2
								207 H	George Washington	2	1
								208 H	Yale	5	4
								235 N	Penn	4	2
								235 N	Penn	11	6
								235 N	Penn	9	1
								241 N	Western Mich.	5	12
								243 H	Villanova	10	8
								243 H	Villanova	1	6
								243 H	Villanova	5	10
								251 N	VMI	0	4
LAST 15 GAMES				243 H	Villanova	5	10	299 H	Coppin St.	4	3
				243 H	Villanova	10	8	132 H	Seton Hall	1	0
				243 H	Villanova	1	6	132 H	Seton Hall	7	3
				157 A	UMBC	4	9				
				41 A	Creighton	3	2				

Non-Div. I Games: Moravian 8 1

Georgetown

41	A	Creighton	0	4
41	A	Creighton	2	6

RPI	S	Opponent	Score	
275	A	George Mason	1	2
275	H	George Mason	12	5
276	A	Butler	2	3
276	A	Butler	6	12
276	A	Butler	3	1
294	H	UMES	4	9
294	H	UMES	7	5
299	A	Coppin St.	5	4
299	H	Coppin St.	4	3

Average RPI Win: 177		WON-LOST	WINNING	LAST 15	STRENGTH OF		OPP. STRENGTH	TEAM	ADJ	CONF.	ADJ CONF.
Average RPI Loss: 147		RECORD	PCT. RANK	GAMES	SCHEDULE		OF SCHEDULE	RPI	RPI	RPI	RPI
DIV. I ONLY		23-29-0	.44231	199	8-7-0		130	177	181	.48608	181
DIV. I NON-CONF.		10-18-0	.35714	228	0-3-0		133	240	227	.46227	227
TOTALS		RPI 1-25	RPI 26-50		W-L RECORDS		RPI 51-100		RPI 101-150		RPI 150+
23-29-0		0-4-0	2-1-0		OVERALL		2-3-0		3-6-0		16-15-0
13-13-0		0-0-0	2-1-0		HOME		0-1-0		1-2-0		10-9-0
10-16-0		0-4-0	0-0-0		AWAY		2-2-0		2-4-0		6-6-0
0-0-0		0-0-0	0-0-0		NEUTRAL		0-0-0		0-0-0		0-0-0
10-18-0		0-4-0	0-0-0		NON-CONFERENCE		0-2-0		0-3-0		10-9-0
7-7-0		0-0-0	0-0-0		HOME		0-1-0		0-0-0		7-6-0
3-11-0		0-4-0	0-0-0		AWAY		0-1-0		0-3-0		3-3-0
0-0-0		0-0-0	0-0-0		NEUTRAL		0-0-0		0-0-0		0-0-0
13-11-0		0-0-0	2-1-0		CONFERENCE		2-1-0		3-3-0		6-6-0
6-6-0		0-0-0	2-1-0		HOME		0-0-0		1-2-0		3-3-0
7-5-0		0-0-0	0-0-0		AWAY		2-1-0		2-1-0		3-3-0
0-0-0		0-0-0	0-0-0		NEUTRAL		0-0-0		0-0-0		0-0-0
RPI S	Opponent	Score	RPI S	Opponent	Score	RPI S	Opponent	Score	RPI S	Opponent	Score
10 A	Clemson	1 6	29 H	UNCW	3 5	58 A	Maryland	2 5	126 H	William & Mary	4 11
10 A	Clemson	1 10	29 H	UNCW	11 7	58 H	Maryland	12 19	126 H	William & Mary	0 2
10 A	Clemson	2 11	29 H	UNCW	8 6	62 A	Col. of Charleston	3 1	126 H	William & Mary	8 5
13 A	Virginia	6 15				62 A	Col. of Charleston	9 3	148 A	Gardner-Webb	4 5
						62 A	Col. of Charleston	5 7	148 A	Gardner-Webb	2 8
									148 A	Gardner-Webb	6 7
									149 A	Delaware	14 12
									149 A	Delaware	6 16
									149 A	Delaware	7 3
									157 A	UMBC	0 14
									157 H	UMBC	13 5
									157 H	UMBC	12 7
									157 H	UMBC	11 13
									167 H	Northeastern	7 6
									167 H	Northeastern	6 4
									167 H	Northeastern	5 20
									168 H	Monmouth	10 11
									189 A	Davidson	7 6
									190 A	Richmond	1 8
									190 H	Richmond	5 17
									204 H	Elon	4 12
									204 H	Elon	13 10
									204 H	Elon	2 9
									207 A	George Washington	2 1
									222 A	Towson	4 6
									222 A	Towson	4 8
									222 A	Towson	2 3
			LAST 15 GAMES								
			250 A	Hofstra	6 0	190 H	Richmond	5 17			
			250 A	Hofstra	9 1	204 H	Elon	4 12			
			250 A	Hofstra	15 4	204 H	Elon	2 9			
			157 A	UMBC	0 14						
			29 H	UNCW	11 7						

Non-Div. I Games:

James Madison

29	H	UNCW	8	6
29	H	UNCW	3	5

RPI	S	Opponent	Score	
223	H	St. Bonaventure	7	5
223	H	St. Bonaventure	4	1
250	A	Hofstra	9	1
250	A	Hofstra	6	0
250	A	Hofstra	15	4
251	A	VMI	12	8
251	H	VMI	11	10
261	H	Bucknell	1	9
261	H	Bucknell	7	6
261	H	Bucknell	2	4
261	H	Bucknell	9	3
275	A	George Mason	5	6
275	H	George Mason	5	16

J
a
m
e
s
M
a
d
i
s
o
n

J
a
m
e
s
M
a
d
i
s
o
n

Non-Div. I Games:

W
o
f
f
o
r
d

W
o
f
f
o
r
d

244	H	ETSU	7	6
70	H	UNCG	1	6

RPI	S	Opponent	Score	
236	H	Ohio	6	3
236	H	Ohio	6	5
238	N	Charleston So.	4	0
244	H	ETSU	10	0
244	H	ETSU	3	5
244	H	ETSU	7	6
249	H	Cornell	2	6
249	H	Cornell	5	12
249	H	Cornell	5	1
251	A	VMI	12	4
251	A	VMI	10	7
251	A	VMI	5	3
260	H	The Citadel	10	8
260	H	The Citadel	10	5
260	H	The Citadel	10	9
265	H	Lafayette	14	8
269	H	Rider	12	4
275	H	George Mason	11	6
285	A	UNC Asheville	8	10
285	H	UNC Asheville	8	5

Wofford

W
o
f
f
o
r
d

W
o
f
f
o
r
d

Average RPI Win:	137	WON-LOST	WINNING	LAST 15	STRENGTH OF	OPP. STRENGTH	TEAM	ADJ	CONF.	ADJ CONF.	
Average RPI Loss:	115	RECORD	PCT. RANK	GAMES	SCHEDULE	OF SCHEDULE	RPI	RPI	RPI	RPI	
DIV. I ONLY	23-29-0	.44231	199	6-9-0	134	93	183	.48516	183	11	11
DIV. I NON-CONF.	13-12-0	.52	135	1-2-0	155	64	135	.50558	135	8	8
<hr/>											
TOTALS	RPI 1-25	RPI 26-50		W-L RECORDS		RPI 51-100		RPI 101-150		RPI 150+	
23-29-0	0-0-0	2-5-0		OVERALL		7-9-0		4-8-0		10-7-0	
16-13-0	0-0-0	1-0-0		HOME		6-5-0		3-5-0		6-3-0	
7-16-0	0-0-0	1-5-0		AWAY		1-4-0		1-3-0		4-4-0	
0-0-0	0-0-0	0-0-0		NEUTRAL		0-0-0		0-0-0		0-0-0	
13-12-0	0-0-0	1-0-0		NON-CONFERENCE		5-5-0		1-2-0		6-5-0	
9-5-0	0-0-0	1-0-0		HOME		4-1-0		1-1-0		3-3-0	
4-7-0	0-0-0	0-0-		AWAY		1-4-0		0-1-0		3-2-0	
0-0-0	0-0-0	0-0-0		NEUTRAL		0-0-0		0-0-0		0-0-0	
10-17-0	0-0-0	1-5-0		CONFERENCE		2-4-0		3-6-0		4-2-0	
7-8-0	0-0-0	0-0-0		HOME		2-4-0		2-4-0		3-0-0	
3-9-0	0-0-0	1-5-0		AWAY		0-0-0		1-2-0		1-2-0	
0-0-0	0-0-0	0-0-0		NEUTRAL		0-0-0		0-0-0		0-0-0	
RPI	S	Opponent	Score	RPI	S	Opponent	Score	RPI	S	Opponent	Score
				30	A	Gonzaga	6 0	53	A	Washington	2 1
				30	A	Gonzaga	0 3	53	A	Washington	1 4
				30	A	Gonzaga	4 7	53	A	Washington	9 10
				37	H	Michigan	5 3	60	H	New Mexico	13 7
				48	A	BYU	5 10	74	H	St. Mary's (CA)	0 1
				48	A	BYU	8 9	74	H	St. Mary's (CA)	13 9
				48	A	BYU	2 8	74	H	St. Mary's (CA)	5 7
								84	H	Pepperdine	7 10
								84	H	Pepperdine	1 7
								84	H	Pepperdine	5 4
								85	A	Stanford	3 10
								85	H	Stanford	4 2
								90	H	Notre Dame	4 2
								90	H	Notre Dame	2 0
								90	H	Notre Dame	0 5
								93	A	Nevada	2 14

Non-Div. I Games:

Santa Clara

232	H	Portland	9	5
85	A	Stanford	3	10

RPI	S	Opponent	Score	
232	H	Portland	9	1
232	H	Portland	6	5

Santa Clara

S
a
n
t
a
C
l
a
r
a

S
a
n
t
a
C
l
a
r
a

Average RPI Win: 113		WON-LOST RECORD		WINNING PCT. RANK		LAST 15 GAMES		STRENGTH OF SCHEDULE		OPP. STRENGTH OF SCHEDULE		TEAM RPI		ADJ RPI		CONF. RPI		ADJ CONF. RPI	
DIV. I ONLY		18-33-0		.35294 245		5-10-0		50		117		184		.48488 184		4		4	
DIV. I NON-CONF.		8-16-0		.33333 239		1-5-0		65		275		231		.45894 231		3		3	
TOTALS		RPI 1-25		RPI 26-50		W-L RECORDS		RPI 51-100		RPI 101-150		RPI 150+							
18-33-0		1-2-0		1-5-0		OVERALL		6-9-0		4-11-0		6-6-0							
10-16-0		0-0-0		1-4-0		HOME		2-1-0		3-7-0		4-4-0							
6-16-0		1-2-0		0-1-0		AWAY		4-8-0		1-4-0		0-1-0							
2-1-0		0-0-0		0-0-0		NEUTRAL		0-0-0		0-0-0		2-1-0							
8-16-0		0-0-0		0-3-0		NON-CONFERENCE		0-0-0		2-7-0		6-6-0							
5-9-0		0-0-0		0-2-0		HOME		0-0-0		1-3-0		4-4-0							
1-6-0		0-0-0		0-0-		AWAY		0-0-0		1-4-0		0-1-0							
2-1-0		0-0-0		0-0-0		NEUTRAL		0-0-0		0-0-0		2-1-0							
10-17-0		1-2-0		1-2-0		CONFERENCE		6-9-0		2-4-0		0-0-0							
5-7-0		0-0-0		1-2-0		HOME		2-1-0		2-4-0		0-0-0							
5-10-0		1-2-0		0-0-0		AWAY		4-8-0		0-0-0		0-0-0							
0-0-0		0-0-0		0-0-0		NEUTRAL		0-0-0		0-0-0		0-0-0							
RPI	S	Opponent		Score		RPI	S	Opponent		Score		RPI	S	Opponent		Score			
25	A	Arizona		0 8		30	A	Gonzaga		0 8		52	H	Oregon St.		8 3			
25	A	Arizona		3 7		30	H	Gonzaga		4 7		52	H	Oregon St.		7 5			
25	A	Arizona		6 2		30	H	Gonzaga		2 5		52	H	Oregon St.		3 12			
						39	H	Arizona St.		9 3		53	A	Washington		7 2			
						39	H	Arizona St.		1 10		53	A	Washington		4 6			
						39	H	Arizona St.		3 18		53	A	Washington		9 3			
												77	A	Oregon		0 8			
												77	A	Oregon		7 11			
												77	A	Oregon		4 0			
												85	A	Stanford		0 5			
												85	A	Stanford		5 2			
												85	A	Stanford		1 6			
												94	A	UCLA		2 5			
												94	A	UCLA		5 6			
												94	A	UCLA		2 11			
														106 H McNeese St.		2 10			
														106 H McNeese St.		2 6			
														106 H McNeese St.		12 9			
														106 H McNeese St.		2 8			
														112 A Seattle		4 7			
														147 A Texas St.		9 8			
														147 A Texas St.		6 7			
														147 A Texas St.		2 6			
														147 A Texas St.		1 10			
														151 H Utah Valley		10 1			
														151 H Utah Valley		0 8			
														151 H Utah Valley		9 10			
														151 H Utah Valley		6 10			
														167 H Northeastern		7 2			
														167 H Northeastern		3 5			
														167 H Northeastern		4 1			
														167 H Northeastern		8 1			
														191 N Houston Baptist		3 2			
														191 N Houston Baptist		5 9			
														281 A UTRGV		1 3			
														298 N Prairie View		14 3			
LAST 15 GAMES				106 H McNeese St.				12 9				53 A Washington				9 3			
				106 H McNeese St.				2 6				112 A Seattle				4 7			
				106 H McNeese St.				2 8				101 H Utah				2 3			
				106 H McNeese St.				2 10											
				30 H Gonzaga				2 5											

Non-Div. I Games:

Washington St.

53 A Washington	4	6
53 A Washington	7	2

W
a
s
h
i
n
g
t
o
n
s
t
.

W
a
s
h
i
n
g
t
o
n
s
t
.

Average RPI Win: 95		WON-LOST	WINNING	LAST 15	STRENGTH OF		OPP. STRENGTH	TEAM	ADJ	CONF.	ADJ CONF.
Average RPI Loss: 92		RECORD	PCT. RANK	GAMES	SCHEDULE		OF SCHEDULE	RPI	RPI	RPI	RPI
DIV. I ONLY		17-34-0	.33333	258	3-12-0		49	65	185	.48464	185
DIV. I NON-CONF.		9-14-0	.3913	214	0-3-0		100	139	195	.47784	194
TOTALS		RPI 1-25	RPI 26-50		W-L RECORDS		RPI 51-100		RPI 101-150		RPI 150+
17-34-0		0-6-0	5-8-0		OVERALL		5-5-0		4-10-0		3-5-0
9-19-0		0-0-0	4-8-0		HOME		2-4-0		3-2-0		0-5-0
8-15-0		0-6-0	1-0-0		AWAY		3-1-0		1-8-0		3-0-0
0-0-0		0-0-0	0-0-0		NEUTRAL		0-0-0		0-0-0		0-0-0
9-14-0		0-0-0	3-4-0		NON-CONFERENCE		1-0-0		4-7-0		1-3-0
5-9-0		0-0-0	2-4-0		HOME		0-0-0		3-2-0		0-3-0
4-5-0		0-0-0	1-0-		AWAY		1-0-0		1-5-0		1-0-0
0-0-0		0-0-0	0-0-0		NEUTRAL		0-0-0		0-0-0		0-0-0
8-20-0		0-6-0	2-4-0		CONFERENCE		4-5-0		0-3-0		2-2-0
4-10-0		0-0-0	2-4-0		HOME		2-4-0		0-0-0		0-2-0
4-10-0		0-6-0	0-0-0		AWAY		2-1-0		0-3-0		2-0-0
0-0-0		0-0-0	0-0-0		NEUTRAL		0-0-0		0-0-0		0-0-0
RPI S	Opponent	Score	RPI S	Opponent	Score	RPI S	Opponent	Score	RPI S	Opponent	Score
21 A	Southern Miss.	5 6	30 H	Gonzaga	4 12	64 H	Marshall	3 8	105 A	Baylor	4 5
21 A	Southern Miss.	2 11	30 H	Gonzaga	3 12	64 H	Marshall	2 5	106 H	McNeese St.	13 8
21 A	Southern Miss.	2 13	30 H	Gonzaga	1 3	64 H	Marshall	5 4	106 H	McNeese St.	11 5
22 A	Fla. Atlantic	4 5	33 H	Rice	4 9	71 A	Houston	3 2	106 H	McNeese St.	8 11
22 A	Fla. Atlantic	5 13	33 H	Rice	0 1	76 A	Old Dominion	7 2	116 A	UC Irvine	12 2
22 A	Fla. Atlantic	1 3	33 H	Rice	6 1	76 A	Old Dominion	2 5	116 A	UC Irvine	3 7
			38 H	Louisiana Tech	5 4	76 A	Old Dominion	3 0	116 A	UC Irvine	3 8
			38 H	Louisiana Tech	9 14	87 H	FIU	4 8	128 A	Western Ky.	10 14
			38 H	Louisiana Tech	2 4	87 H	FIU	4 12	128 A	Western Ky.	5 7
			43 A	Sam Houston St.	8 5	87 H	FIU	6 0	128 A	Western Ky.	5 8
			50 H	UConn	2 1				147 A	Texas St.	10 13
			50 H	UConn	6 9				147 H	Texas St.	0 6
			50 H	UConn	6 5				147 H	Texas St.	14 7
									150 A	Texas	2 11
									155 H	Charlotte	4 22
									155 H	Charlotte	2 4
									160 A	Middle Tenn.	4 3
									160 A	Middle Tenn.	12 1
									226 A	A&M-Corpus Christi	6 3
									226 H	A&M-Corpus Christi	4 12
									274 H	Incarnate Word	2 5
									274 H	Incarnate Word	8 9
LAST 15 GAMES											
			160 A	Middle Tenn.	4 3	22 A	Fla. Atlantic	4 5			
			160 A	Middle Tenn.	12 1	147 H	Texas St.	0 6			
			155 H	Charlotte	2 4	38 H	Louisiana Tech	5 4			
			155 H	Charlotte	4 22						
			274 H	Incarnate Word	8 9						

Non-Div. I Games:

UTSA

22 A Fla. Atlantic	1	3
22 A Fla. Atlantic	5	13

U
T
S
A

U
T
S
A

Average RPI Win: 209		WON-LOST	WINNING	LAST 15	STRENGTH OF		OPP. STRENGTH	TEAM	ADJ		CONF.	ADJ CONF.
Average RPI Loss: 123		RECORD	PCT. RANK	GAMES	SCHEDULE		OF SCHEDULE	RPI	RPI		RPI	RPI
DIV. I ONLY		27-25-0	.51923	135	7-8-0		250	156	186		13	13
DIV. I NON-CONF.		15-7-0	.68182	48	5-0-0		280	251	128		11	11
TOTALS		RPI 1-25	RPI 26-50		W-L RECORDS		RPI 51-100		RPI 101-150		RPI 150+	
27-25-0		0-0-0	0-0-0		OVERALL		4-13-0		1-5-0		22-7-0	
16-7-0		0-0-0	0-0-0		HOME		3-6-0		0-0-0		13-1-0	
8-16-0		0-0-0	0-0-0		AWAY		1-7-0		0-3-0		7-6-0	
3-2-0		0-0-0	0-0-0		NEUTRAL		0-0-0		1-2-0		2-0-0	
15-7-0		0-0-0	0-0-0		NON-CONFERENCE		0-2-0		1-2-0		14-3-0	
7-1-0		0-0-0	0-0-0		HOME		0-0-0		0-0-0		7-1-0	
5-4-0		0-0-0	0-0-		AWAY		0-2-0		0-0-0		5-2-0	
3-2-0		0-0-0	0-0-0		NEUTRAL		0-0-0		1-2-0		2-0-0	
12-18-0		0-0-0	0-0-0		CONFERENCE		4-11-0		0-3-0		8-4-0	
9-6-0		0-0-0	0-0-0		HOME		3-6-0		0-0-0		6-0-0	
3-12-0		0-0-0	0-0-0		AWAY		1-5-0		0-3-0		2-4-0	
0-0-0		0-0-0	0-0-0		NEUTRAL		0-0-0		0-0-0		0-0-0	
RPI S	Opponent	Score	RPI S	Opponent	Score	RPI S	Opponent	Score	RPI S	Opponent	Score	
						60 H	New Mexico	2 11	125 A	UNLV	2 7	
						60 H	New Mexico	1 0	125 A	UNLV	6 7	
						60 H	New Mexico	2 23	125 A	UNLV	0 1	
						82 A	Fresno St.	3 6	142 N	Navy	1 3	
						82 A	Fresno St.	1 14	142 N	Navy	0 5	
						82 A	Fresno St.	1 5	142 N	Navy	10 5	
						82 H	Fresno St.	1 5	162 A	Omaha	4 7	
						82 H	Fresno St.	6 11	162 H	Omaha	3 12	
						82 H	Fresno St.	2 4	162 H	Omaha	18 10	
						86 A	Iowa	7 9	188 A	San Diego St.	5 8	
						86 A	Iowa	2 22	188 A	San Diego St.	5 11	
						93 A	Nevada	4 8	188 A	San Diego St.	5 2	
						93 A	Nevada	12 7	188 A	San Diego St.	2 4	
						93 A	Nevada	5 6	188 H	San Diego St.	17 13	
						93 H	Nevada	18 4	188 H	San Diego St.	11 7	
						93 H	Nevada	5 2	189 A	Davidson	9 4	
						93 H	Nevada	5 12	228 A	San Jose St.	7 2	
									228 A	San Jose St.	5 9	
									228 H	San Jose St.	8 7	
									228 H	San Jose St.	12 4	
									228 H	San Jose St.	13 7	
									228 H	San Jose St.	9 3	
						60 H	New Mexico	2 11	231 A	UC Davis	2 6	
						60 H	New Mexico	1 0	231 A	UC Davis	9 8	
						60 H	New Mexico	2 23	231 A	UC Davis	5 2	
						188 A	San Diego St.	5 11	242 N	Buffalo	13 0	
						188 A	San Diego St.	5 8	247 N	Marist	8 4	

Non-Div. I Games: Adams St. 13 1

Air Force

188	A	San Diego St.	5	2
188	A	San Diego St.	2	4

RPI	S	Opponent	Score	
262	A	Northern Colo.	4	2
262	A	Northern Colo.	14	4
262	H	Northern Colo.	9	5
262	H	Northern Colo.	14	7
280	H	SIUE	11	2
280	H	SIUE	8	0
280	H	SIUE	11	10
280	H	SIUE	11	0

A
i
r
F
o
r
c
e

A
i
r
F
o
r
c
e

Average RPI Win:		204	WON-LOST RECORD		WINNING PCT. RANK	LAST 15 GAMES	STRENGTH OF SCHEDULE		OPP. STRENGTH OF SCHEDULE	TEAM RPI	ADJ RPI	CONF. RPI	ADJ CONF. RPI
Average RPI Loss:		126	23-28-0		.45098 191	8-7-0	202		199	187	.48305 187	19	19
DIV. I ONLY			8-16-0		.33333 239	1-1-0	240		185	229	.46054 229	14	14
DIV. I NON-CONF.													
TOTALS		RPI 1-25	RPI 26-50		W-L RECORDS		RPI 51-100		RPI 101-150		RPI 150+		
23-28-0		0-3-0	1-8-0		OVERALL		0-1-0		7-7-0		15-9-0		
12-7-0		0-0-0	1-2-0		HOME		0-0-0		3-2-0		8-3-0		
11-21-0		0-3-0	0-6-0		AWAY		0-1-0		4-5-0		7-6-0		
0-0-0		0-0-0	0-0-0		NEUTRAL		0-0-0		0-0-0		0-0-0		
8-16-0		0-3-0	0-4-0		NON-CONFERENCE		0-1-0		1-3-0		7-5-0		
3-1-0		0-0-0	0-0-0		HOME		0-0-0		0-0-0		3-1-0		
5-15-0		0-3-0	0-0-0		AWAY		0-1-0		1-3-0		4-4-0		
0-0-0		0-0-0	0-0-0		NEUTRAL		0-0-0		0-0-0		0-0-0		
15-12-0		0-0-0	1-4-0		CONFERENCE		0-0-0		6-4-0		8-4-0		
9-6-0		0-0-0	1-2-0		HOME		0-0-0		3-2-0		5-2-0		
6-6-0		0-0-0	0-2-0		AWAY		0-0-0		3-2-0		3-2-0		
0-0-0		0-0-0	0-0-0		NEUTRAL		0-0-0		0-0-0		0-0-0		
RPI S	Opponent	Score	RPI S	Opponent	Score	RPI S	Opponent	Score	RPI S	Opponent	Score		
8 A	Vanderbilt	0 9	37 A	Michigan	2 10	90 A	Notre Dame	5 9	113 A	Missouri	4 2		
8 A	Vanderbilt	8 20	37 A	Michigan	4 10				113 A	Missouri	5 13		
8 A	Vanderbilt	5 6	37 A	Michigan	0 5				113 A	Missouri	5 10		
			37 A	Michigan	4 5				113 A	Missouri	4 7		
			49 A	Wright St.	4 9				134 A	Milwaukee	1 5		
			49 A	Wright St.	4 5				134 A	Milwaukee	3 2		
			49 H	Wright St.	3 4				134 H	Milwaukee	10 3		
			49 H	Wright St.	11 1				134 H	Milwaukee	6 5		
			49 H	Wright St.	5 12				134 H	Milwaukee	2 7		
									144 A	Valparaiso	5 0		
									144 A	Valparaiso	4 3		
									144 A	Valparaiso	1 2		
									144 H	Valparaiso	2 5		
									144 H	Valparaiso	5 3		
									165 H	Oakland	6 0		
									165 H	Oakland	4 5		
									165 H	Oakland	3 0		
									201 A	Northern Ill.	6 11		
									201 H	Northern Ill.	2 5		
									234 A	Northern Ky.	6 12		
									234 A	Northern Ky.	6 3		
									234 A	Northern Ky.	4 1		
									234 H	Northern Ky.	5 2		
									234 H	Northern Ky.	5 4		
									255 A	Northwestern	7 0		
									255 H	Northwestern	11 2		
									255 H	Northwestern	5 4		
LAST 15 GAMES													
			49 H	Wright St.	5 12	234 H	Northern Ky.	5 4					
			49 H	Wright St.	11 1	234 H	Northern Ky.	5 2					
			49 H	Wright St.	3 4	255 H	Northwestern	5 4					
			49 A	Wright St.	4 5								
			49 A	Wright St.	4 9								

Non-Div. I Games: Roosevelt 7 6

Ill.-Chicago

259 H Youngstown St.	7	2
259 H Youngstown St.	0	1

RPI	S	Opponent	Score	
259	A	Youngstown St.	15	1
259	A	Youngstown St.	1	9
259	H	Youngstown St.	0	1
259	H	Youngstown St.	7	2
282	A	Texas Southern	17	3
282	A	Texas Southern	22	5
282	A	Texas Southern	22	8
282	A	Texas Southern	5	8
293	A	Chicago St.	1	3
293	A	Chicago St.	3	6
293	H	Chicago St.	5	0

I
l
l
.
-
C
h
i
c
a
g
o

I
l
l
.
-
C
h
i
c
a
g
o

Average RPI Win:		134	WON-LOST RECORD		WINNING PCT. RANK	LAST 15 GAMES	STRENGTH OF SCHEDULE		OPP. STRENGTH OF SCHEDULE	TEAM RPI	ADJ RPI	CONF. RPI	ADJ CONF. RPI
Average RPI Loss:		94											
DIV. I ONLY			19-36-0		.34545	252	7-8-0		46	120	188	.48246	188
DIV. I NON-CONF.			8-17-0		.32	246	1-1-0		40	41	183	.48259	183
TOTALS		RPI 1-25	RPI 26-50		W-L RECORDS		RPI 51-100		RPI 101-150		RPI 150+		
19-36-0		0-4-0	2-3-0		OVERALL		5-19-0		5-3-0		7-7-0		
12-18-0		0-1-0	2-1-0		HOME		2-11-0		3-2-0		5-3-0		
7-17-0		0-3-0	0-2-0		AWAY		3-8-0		2-0-0		2-4-0		
0-1-0		0-0-0	0-0-0		NEUTRAL		0-0-0		0-1-0		0-0-0		
8-17-0		0-4-0	2-3-0		NON-CONFERENCE		1-5-0		3-2-0		2-3-0		
5-9-0		0-1-0	2-1-0		HOME		0-4-0		1-1-0		2-2-0		
3-7-0		0-3-0	0-0-		AWAY		1-1-0		2-0-0		0-1-0		
0-1-0		0-0-0	0-0-0		NEUTRAL		0-0-0		0-1-0		0-0-0		
11-19-0		0-0-0	0-0-0		CONFERENCE		4-14-0		2-1-0		5-4-0		
7-9-0		0-0-0	0-0-0		HOME		2-7-0		2-1-0		3-1-0		
4-10-0		0-0-0	0-0-0		AWAY		2-7-0		0-0-0		2-3-0		
0-0-0		0-0-0	0-0-0		NEUTRAL		0-0-0		0-0-0		0-0-0		
RPI S	Opponent	Score	RPI S	Opponent	Score	RPI S	Opponent	Score	RPI S	Opponent	Score		
12 A	Texas Tech	1 3	32 H	Bryant	2 10	52 A	Oregon St.	6 9	116 A	UC Irvine	4 2		
12 A	Texas Tech	2 7	42 A	Long Beach St.	2 4	52 A	Oregon St.	6 5	116 H	UC Irvine	5 1		
12 A	Texas Tech	0 10	42 H	Long Beach St.	6 5	55 H	Kentucky	0 6	120 A	San Diego	7 3		
25 H	Arizona	3 7	44 A	Cal St. Fullerton	1 8	60 A	New Mexico	10 9	120 H	San Diego	2 4		
			44 H	Cal St. Fullerton	7 2	60 A	New Mexico	7 13	120 N	San Diego	6 9		
						60 A	New Mexico	5 10	125 H	UNLV	9 7		
						60 H	New Mexico	11 6	125 H	UNLV	4 2		
						60 H	New Mexico	3 5	125 H	UNLV	6 7		
						60 H	New Mexico	2 4	169 A	UC Riverside	3 8		
						77 H	Oregon	3 4	169 H	UC Riverside	2 3		
						77 H	Oregon	2 8	186 A	Air Force	13 17		
						77 H	Oregon	5 10	186 A	Air Force	7 11		
						82 A	Fresno St.	3 4	186 H	Air Force	4 2		
						82 A	Fresno St.	0 1	186 H	Air Force	11 5		
						82 A	Fresno St.	4 2	186 H	Air Force	8 5		
						82 H	Fresno St.	5 4	186 H	Air Force	2 5		
						82 H	Fresno St.	5 10	228 A	San Jose St.	6 0		
						82 H	Fresno St.	2 3	228 A	San Jose St.	5 0		
						93 A	Nevada	2 3	228 A	San Jose St.	1 2		
						93 A	Nevada	6 7	255 H	Northwestern	15 10		
									255 H	Northwestern	11 6		
									255 H	Northwestern	7 13		
			LAST 15 GAMES										
			228 A San Jose St.		6 0								
			228 A San Jose St.		1 2								
			228 A San Jose St.		5 0								
			169 A UC Riverside		3 8								
			186 H Air Force		11 5								

Non-Div. I Games:

San Diego St.

			RPI	S	Opponent	Score
186	H	Air Force	8	5	93 A Nevada	5 6
186	H	Air Force	2	5	93 H Nevada	9 13
					93 H Nevada	5 8
					93 H Nevada	0 5
186	H	Air Force	4	2		
82	A	Fresno St.	3	4		
82	A	Fresno St.	0	1		

S
a
n
D
i
e
g
o
s
t
.

S
a
n
D
i
e
g
o
s
t
.

D
a
v
i
d
s
o
n

Davidson

229	A	Saint Louis	2	12
229	A	Saint Louis	1	0

RPI	S	Opponent	Score	
233	A	Dayton	3	8
233	A	Dayton	3	7
233	A	Dayton	5	3
242	H	Buffalo	5	0
247	H	Marist	4	3
252	H	Massachusetts	5	4
252	H	Massachusetts	10	2
252	H	Massachusetts	1	7
265	H	Lafayette	5	2
265	H	Lafayette	2	1
265	H	Lafayette	9	14
284	H	Iona	9	1
284	H	Iona	16	1

Davidson

D
a
v
i
d
s
o
n

D
a
v
i
d
s
o
n

Average RPI Win: 206		WON-LOST	WINNING	LAST 15	STRENGTH OF		OPP. STRENGTH	TEAM	ADJ	CONF.	ADJ CONF.				
Average RPI Loss: 180		RECORD	PCT. RANK	GAMES	SCHEDULE		OF SCHEDULE	RPI	RPI	RPI	RPI				
DIV. I ONLY		28-24-0	.53846	119	7-8-0		234	257	192	.4802	190	24	24		
DIV. I NON-CONF.		17-11-0	.60714	83	3-2-0		267	273	176	.48553	176	25	25		
TOTALS		RPI 1-25	RPI 26-50		W-L RECORDS		RPI 51-100		RPI 101-150		RPI 150+				
28-24-0		0-0-0	0-2-0		OVERALL		2-3-0		5-3-0		21-16-0				
17-9-0		0-0-0	0-0-0		HOME		0-1-0		3-2-0		14-6-0				
7-14-0		0-0-0	0-2-0		AWAY		2-2-0		0-1-0		5-9-0				
4-1-0		0-0-0	0-0-0		NEUTRAL		0-0-0		2-0-0		2-1-0				
17-11-0		0-0-0	0-2-0		NON-CONFERENCE		0-2-0		4-1-0		13-6-0				
10-4-0		0-0-0	0-0-0		HOME		0-1-0		2-0-0		8-3-0				
3-6-0		0-0-0	0-0-		AWAY		0-1-0		0-1-0		3-2-0				
4-1-0		0-0-0	0-0-0		NEUTRAL		0-0-0		2-0-0		2-1-0				
11-13-0		0-0-0	0-0-0		CONFERENCE		2-1-0		1-2-0		8-10-0				
7-5-0		0-0-0	0-0-0		HOME		0-0-0		1-2-0		6-3-0				
4-8-0		0-0-0	0-0-0		AWAY		2-1-0		0-0-0		2-7-0				
0-0-0		0-0-0	0-0-0		NEUTRAL		0-0-0		0-0-0		0-0-0				
RPI	S	Opponent	Score	RPI	S	Opponent	Score	RPI	S	Opponent	Score	RPI	S	Opponent	Score
				26	A	Wake Forest	4 17	62	A	Col. of Charleston	3 5	118	H	Penn St.	6 5
				29	A	UNCW	9 12	67	A	VCU	5 4	123	H	Liberty	10 9
								67	A	VCU	6 4	126	A	William & Mary	8 12
								67	A	VCU	1 2	130	N	Western Caro.	3 1
								99	H	Princeton	3 5	139	N	St. John's (NY)	14 10
												143	H	Saint Joseph's	3 7
												143	H	Saint Joseph's	4 2
												143	H	Saint Joseph's	5 6
												154	H	Miami (OH)	7 14
												154	H	Miami (OH)	10 3
												157	H	UMBC	5 10
												181	A	James Madison	17 5
												181	H	James Madison	8 1
												189	H	Davidson	2 14
												189	H	Davidson	8 7
												189	H	Davidson	4 3
												204	A	Elon	16 4
												204	A	Elon	10 5
												205	A	Fordham	3 7
												205	A	Fordham	7 6
												205	A	Fordham	0 1
												207	A	George Washington	5 7
												207	A	George Washington	4 8
												207	A	George Washington	6 7
												222	N	Towson	2 3
												229	H	Saint Louis	4 2
												229	H	Saint Louis	5 3
LAST 15 GAMES															
				204	A	Elon	10 5	252	H	Massachusetts	3 8	207	A	George Washington	4 8
				204	A	Elon	16 4	252	H	Massachusetts	6 3	207	A	George Washington	6 7
				207	A	George Washington	4 8	252	H	Massachusetts	14 4	222	N	Towson	2 3
				207	A	George Washington	5 7					229	H	Saint Louis	4 2
				207	A	George Washington	6 7					229	H	Saint Louis	5 3

Non-Div. I Games:

Richmond

299	H	Coppin St.	5	6
181	A	James Madison	17	5

RPI	S	Opponent	Score	
229	H	Saint Louis	7	13
239	N	Harvard	9	2
251	H	VMI	15	3
252	H	Massachusetts	14	4
252	H	Massachusetts	3	8
252	H	Massachusetts	6	3
260	A	The Citadel	2	6
270	A	Norfolk St.	4	7
275	A	George Mason	10	1
275	A	George Mason	2	3
275	A	George Mason	0	1
279	H	NYIT	9	1
294	H	UMES	15	0
294	H	UMES	7	4
295	H	Saint Peter's	12	2
295	H	Saint Peter's	10	0
295	N	Saint Peter's	12	6
299	H	Coppin St.	5	6

Houston Baptist

Houston Baptist

226	H	A&M-Corpus Christi	9	11
282	A	Texas Southern	7	6

RPI	S	Opponent	Score	
215	A	Abilene Christian	0	9
215	A	Abilene Christian	3	2
215	A	Abilene Christian	4	1
226	A	A&M-Corpus Christi	4	5
226	H	A&M-Corpus Christi	9	11
226	H	A&M-Corpus Christi	1	2
226	H	A&M-Corpus Christi	8	2
274	H	Incarnate Word	2	0
274	H	Incarnate Word	2	3
274	H	Incarnate Word	3	1
281	A	UTRGV	6	2
282	A	Texas Southern	7	6
282	H	Texas Southern	7	3
298	A	Prairie View	21	17
298	H	Prairie View	5	3

H
o
u
s
t
o
n
B
a
p
t
i
s
t

H
o
u
s
t
o
n
B
a
p
t
i
s
t

C
a
n
i
s
i
u
s

Canisius

216 H Quinnipiac	4	7
197 A Fairfield	3	7

RPI	S	Opponent	Score	
248	H	Siena	1	3
248	H	Siena	16	4
248	H	Siena	4	6
249	H	Cornell	6	4
249	H	Cornell	1	0
259	A	Youngstown St.	4	2
259	A	Youngstown St.	10	2
259	A	Youngstown St.	4	8
268	A	Niagara	4	1
268	A	Niagara	7	3
268	A	Niagara	9	4
269	A	Rider	3	5
269	A	Rider	15	5
269	A	Rider	1	0
277	A	La Salle	3	4
284	H	Iona	10	0
284	H	Iona	7	6
284	H	Iona	10	0
295	H	Saint Peter's	9	0
295	H	Saint Peter's	11	7
295	H	Saint Peter's	8	7

Average RPI Win: 188		WON-LOST	WINNING	LAST 15	STRENGTH OF		OPP. STRENGTH	TEAM	ADJ	CONF.	ADJ CONF.
Average RPI Loss: 174		RECORD	PCT. RANK	GAMES	SCHEDULE		OF SCHEDULE	RPI	RPI	RPI	RPI
DIV. I ONLY		24-25-0	.4898	162	6-7-0		219	259	190	.47937	193
DIV. I NON-CONF.		12-7-0	.63158	72	1-0-0		139	278	70	.53964	77
TOTALS		RPI 1-25	RPI 26-50		W-L RECORDS		RPI 51-100		RPI 101-150		RPI 150+
24-25-0	0-0-0	2-1-0		OVERALL		5-6-0		0-0-0		17-18-0	
12-5-0	0-0-0	1-0-0		HOME		2-1-0		0-0-0		9-4-0	
9-15-0	0-0-0	0-1-0		AWAY		3-4-0		0-0-0		6-10-0	
3-5-0	0-0-0	1-0-0		NEUTRAL		0-1-0		0-0-0		2-4-0	
12-7-0	0-0-0	2-1-0		NON-CONFERENCE		3-2-0		0-0-0		7-4-0	
2-0-0	0-0-0	1-0-0		HOME		0-0-0		0-0-0		1-0-0	
7-2-0	0-0-0	0-0-		AWAY		3-1-0		0-0-0		4-0-0	
3-5-0	0-0-0	1-0-0		NEUTRAL		0-1-0		0-0-0		2-4-0	
12-18-0	0-0-0	0-0-0		CONFERENCE		2-4-0		0-0-0		10-14-0	
10-5-0	0-0-0	0-0-0		HOME		2-1-0		0-0-0		8-4-0	
2-13-0	0-0-0	0-0-0		AWAY		0-3-0		0-0-0		2-10-0	
0-0-0	0-0-0	0-0-0		NEUTRAL		0-0-0		0-0-0		0-0-0	
RPI S	Opponent	Score	RPI S	Opponent	Score	RPI S	Opponent	Score	RPI S	Opponent	Score
35 N	Boston College	4 2	59 A	Oral Roberts	3 10	162 A	Omaha	2 12			
46 A	Minnesota	0 10	59 A	Oral Roberts	3 6	162 A	Omaha	2 1			
46 H	Minnesota	7 4	59 A	Oral Roberts	6 8	162 A	Omaha	8 9			
			59 H	Oral Roberts	3 4	162 H	Omaha	4 3			
			59 H	Oral Roberts	4 3	162 H	Omaha	2 7			
			59 H	Oral Roberts	4 3	162 H	Omaha	0 6			
			66 A	Lamar	7 5	214 A	IPFW	2 3			
			66 A	Lamar	7 6	214 A	IPFW	1 3			
			66 A	Lamar	3 0	214 A	IPFW	1 2			
			66 A	Lamar	6 7	214 H	IPFW	12 6			
			83 N	Michigan St.	5 9	214 H	IPFW	7 1			
						214 H	IPFW	15 5			
						223 N	St. Bonaventure	0 2			
						223 N	St. Bonaventure	1 6			
						227 A	South Dakota St.	2 5			
						227 A	South Dakota St.	3 11			
						227 A	South Dakota St.	7 14			
						227 H	South Dakota St.	4 1			
						227 H	South Dakota St.	4 7			
						227 H	South Dakota St.	4 2			
						230 N	Central Mich.	4 11			
						241 N	Western Mich.	4 2			
						246 N	Maine	4 3			
						253 N	Army West Point	3 6			
						267 A	Western Ill.	6 7			
						267 A	Western Ill.	4 9			
						267 A	Western Ill.	3 1			
Non-Div. I Games:	Valley City St.	6 5	Mary	1 0	Concordia-M'head	4 3	Concordia-M'head	10 1			
	Minot St.	13 7						North Dakota St.			

214	A	IPFW	2	3
162	H	Omaha	4	3

RPI	S	Opponent	Score	
267	H	Western Ill.	3	0
267	H	Western Ill.	12	3
267	H	Western Ill.	8	12
272	A	Ark.-Pine Bluff	8	7
272	A	Ark.-Pine Bluff	2	0
272	A	Ark.-Pine Bluff	7	4
290	A	North Dakota	4	2
290	H	North Dakota	15	4

North Dakota St.

N
o
r
t
h
D
a
k
o
t
a
S
t
.

N
o
r
t
h
D
a
k
o
t
a
S
t
.

114	H	FGCU	4	19
114	H	FGCU	5	4

RPI	S	Opponent	Score	
220	H	USC Upstate	6	7
220	H	USC Upstate	5	4
241	H	Western Mich.	1	0
253	H	Army West Point	8	6
263	H	NJIT	11	2
263	H	NJIT	12	11
263	H	NJIT	22	12
266	H	UT Martin	12	4
273	H	Eastern Ill.	16	9
297	H	Alabama A&M	10	3
297	H	Alabama A&M	5	4
297	H	Alabama A&M	14	5
300	H	Mississippi Val.	7	1
300	H	Mississippi Val.	16	3
300	H	Mississippi Val.	11	1

M
u
r
r
a
y
s
t
.

Murray St.

Murray St.

211	A	Eastern Ky.	3	8
211	A	Eastern Ky.	8	6

Through Games Of May 23, 2016

RPI	S	Opponent	Score	
211	A	Eastern Ky.	3	8
214	H	IPFW	9	4
219	H	Memphis	10	6
229	A	Saint Louis	9	1
266	A	UT Martin	6	19
266	A	UT Martin	7	4
266	A	UT Martin	5	6
273	H	Eastern Ill.	3	9
273	H	Eastern Ill.	31	11
273	H	Eastern Ill.	9	4
280	H	SIUE	4	0
280	H	SIUE	8	9
280	H	SIUE	6	4
297	H	Alabama A&M	11	3

Murray St.

M
u
r
r
a
y
S
t
.

M
u
r
r
a
y
S
t
.

Average RPI Win: 203		WON-LOST RECORD	WINNING PCT. RANK	LAST 15 GAMES	STRENGTH OF SCHEDULE	OPP. STRENGTH OF SCHEDULE	TEAM RPI	ADJ RPI	CONF. RPI	ADJ CONF. RPI				
Average RPI Loss: 148														
DIV. I ONLY		31-25-0	.55357	106	7-8-0	262	166	196	.47888	196	21	21		
DIV. I NON-CONF.		14-12-0	.53846	123	1-2-0	279	133	234	.45779	234	24	24		
<hr/>														
TOTALS		RPI 1-25	RPI 26-50		W-L RECORDS		RPI 51-100		RPI 101-150		RPI 150+			
31-25-0		0-1-0	0-0-0		OVERALL		3-4-0		3-9-0		25-11-0			
18-15-0		0-0-0	0-0-0		HOME		1-2-0		1-5-0		16-8-0			
13-9-0		0-0-0	0-0-0		AWAY		2-2-0		2-4-0		9-3-0			
0-1-0		0-1-0	0-0-0		NEUTRAL		0-0-0		0-0-0		0-0-0			
14-12-0		0-1-0	0-0-0		NON-CONFERENCE		0-1-0		1-5-0		13-5-0			
10-8-0		0-0-0	0-0-0		HOME		0-0-0		0-3-0		10-5-0			
4-3-0		0-0-0	0-0-		AWAY		0-1-0		1-2-0		3-0-0			
0-1-0		0-1-0	0-0-0		NEUTRAL		0-0-0		0-0-0		0-0-0			
17-13-0		0-0-0	0-0-0		CONFERENCE		3-3-0		2-4-0		12-6-0			
8-7-0		0-0-0	0-0-0		HOME		1-2-0		1-2-0		6-3-0			
9-6-0		0-0-0	0-0-0		AWAY		2-1-0		1-2-0		6-3-0			
0-0-0		0-0-0	0-0-0		NEUTRAL		0-0-0		0-0-0		0-0-0			
RPI	S	Opponent	Score		RPI	S	Opponent	Score		RPI	S	Opponent	Score	
8	N	Vanderbilt	2	8						72	A	Southeast Mo. St.	4	3
										72	A	Southeast Mo. St.	2	9
										72	A	Southeast Mo. St.	6	5
										78	A	Tennessee	3	5
										88	H	Jacksonville St.	11	26
										88	H	Jacksonville St.	2	4
										88	H	Jacksonville St.	9	7
										104	H	Austin Peay	15	0
										104	H	Austin Peay	3	6
										104	H	Austin Peay	5	6
										110	A	Morehead St.	0	9
										110	A	Morehead St.	11	12
										110	A	Morehead St.	20	8
										122	A	Southern Ill.	1	11
										122	H	Southern Ill.	4	8
										128	A	Western Ky.	2	3
										128	H	Western Ky.	4	10
										137	A	Evansville	11	1
										137	H	Evansville	7	13
										154	H	Miami (OH)	14	16
										160	A	Middle Tenn.	9	4
										160	H	Middle Tenn.	3	4
										179	H	Tennessee Tech	7	1
										179	H	Tennessee Tech	1	5
										179	H	Tennessee Tech	4	6
										194	A	Lipscomb	5	3
										194	H	Lipscomb	23	6
										195	A	Murray St.	1	4
										195	A	Murray St.	14	10
										195	A	Murray St.	12	3
										201	H	Northern Ill.	5	4
										201	H	Northern Ill.	15	13
										201	H	Northern Ill.	1	4
										211	H	Eastern Ky.	6	5
LAST 15 GAMES										78	A	Tennessee	3	5
										195	A	Murray St.	12	3
										195	A	Murray St.	1	4
										160	H	Middle Tenn.	3	4
										179	H	Tennessee Tech	7	1

Non-Div. I Games:

Belmont

Belmont

179	H	Tennessee Tech	1	5
179	H	Tennessee Tech	4	6

Through Games Of May 23, 2016

RPI	S	Opponent	Score	
211	H	Eastern Ky.	1	2
211	H	Eastern Ky.	6	5
213	H	Illinois St.	13	10
213	H	Illinois St.	7	5
213	H	Illinois St.	5	23
219	A	Memphis	8	7
219	H	Memphis	12	6
241	H	Western Mich.	3	1
253	H	Army West Point	20	7
259	H	Youngstown St.	4	3
259	H	Youngstown St.	3	7
259	H	Youngstown St.	12	6
266	H	UT Martin	10	8
266	H	UT Martin	7	3
266	H	UT Martin	23	7
273	A	Eastern Ill.	6	1
273	A	Eastern Ill.	8	9
273	A	Eastern Ill.	21	9
280	A	SIUE	8	9
280	A	SIUE	6	5
280	A	SIUE	12	0

Belmont

Belmont

Belmont

Average RPI Win:	238	WON-LOST	WINNING	LAST 15	STRENGTH OF	OPP. STRENGTH	TEAM	ADJ	CONF.	ADJ CONF.	
Average RPI Loss:	145	RECORD	PCT. RANK	GAMES	SCHEDULE	OF SCHEDULE	RPI	RPI	RPI	RPI	
DIV. I ONLY	29-24-0	.54717	110	9-6-0	276	234	197	.47871	197	29	29
DIV. I NON-CONF.	12-17-0	.41379	200	2-1-0	220	151	204	.47409	204	28	27
<hr/>											
TOTALS	RPI 1-25	RPI 26-50		W-L RECORDS		RPI 51-100		RPI 101-150		RPI 150+	
29-24-0	0-5-0	0-1-0		OVERALL		0-1-0		0-4-0		29-13-0	
14-7-0	0-0-0	0-0-0		HOME		0-1-0		0-0-0		14-6-0	
12-17-0	0-5-0	0-1-0		AWAY		0-0-0		0-4-0		12-7-0	
3-0-0	0-0-0	0-0-0		NEUTRAL		0-0-0		0-0-0		3-0-0	
<hr/>											
12-17-0	0-5-0	0-1-0		NON-CONFERENCE		0-1-0		0-4-0		12-6-0	
6-3-0	0-0-0	0-0-0		HOME		0-1-0		0-0-0		6-2-0	
3-14-0	0-5-0	0-0-		AWAY		0-0-0		0-4-0		3-4-0	
3-0-0	0-0-0	0-0-0		NEUTRAL		0-0-0		0-0-0		3-0-0	
<hr/>											
17-7-0	0-0-0	0-0-0		CONFERENCE		0-0-0		0-0-0		17-7-0	
8-4-0	0-0-0	0-0-0		HOME		0-0-0		0-0-0		8-4-0	
9-3-0	0-0-0	0-0-0		AWAY		0-0-0		0-0-0		9-3-0	
0-0-0	0-0-0	0-0-0		NEUTRAL		0-0-0		0-0-0		0-0-0	
<hr/>											
RPI S	Opponent	Score		RPI S	Opponent	Score		RPI S	Opponent	Score	
7 A	North Carolina St.	2	4	50 A	UConn	1	2	56 H	Hartford	3	6
7 A	North Carolina St.	0	4					139 A	St. John's (NY)	7	11
15 A	North Carolina	2	10					149 A	Delaware	3	4
15 A	North Carolina	3	4					149 A	Delaware	6	22
15 A	North Carolina	0	11					149 A	Delaware	6	11
								155 A	Charlotte	7	8
								155 A	Charlotte	3	2
								155 A	Charlotte	2	6
								163 A	Sacred Heart	8	9
								163 H	Sacred Heart	5	4
								168 A	Monmouth	0	1
								168 A	Monmouth	9	6
								168 A	Monmouth	8	4
								171 H	Stony Brook	14	9
								192 H	Canisius	3	12
								192 H	Canisius	5	3
								192 H	Canisius	7	3
								205 A	Fordham	8	5
								208 A	Yale	1	2
								208 A	Yale	2	1
								209 H	Albany (NY)	5	4
								216 H	Quinnipiac	4	5
				LAST 15 GAMES				216 H	Quinnipiac	6	2
				216 H	Quinnipiac	8	4	216 H	Quinnipiac	8	4
				216 H	Quinnipiac	4	5	218 A	Manhattan	0	5
				216 H	Quinnipiac	6	2	218 A	Manhattan	7	4
				252 H	Massachusetts	4	2	218 A	Manhattan	1	2
				168 A	Monmouth	8	4	239 H	Harvard	1	7

Non-Div. I Games:

Fairfield

Fairfield

Fairfield

Fairfield

 Tie,
 Loss,
 Non-Conf,
 S Site, H Home, A Away, N Neutral

Page 394

Average RPI Win: 158		WON-LOST	WINNING	LAST 15	STRENGTH OF		OPP. STRENGTH	TEAM	ADJ	CONF.	ADJ CONF.
Average RPI Loss: 81		RECORD	PCT. RANK	GAMES	SCHEDULE		OF SCHEDULE	RPI	RPI	RPI	RPI
DIV. I ONLY		19-36-0	.34545	252	6-9-0		88	26	198	.47774	198
DIV. I NON-CONF.		13-12-0	.52	135	4-1-0		291	214	247	.45011	246
TOTALS		RPI 1-25	RPI 26-50		W-L RECORDS		RPI 51-100		RPI 101-150		RPI 150+
19-36-0		3-15-0	2-4-0		OVERALL		2-6-0		1-4-0		11-7-0
13-15-0		2-4-0	1-2-0		HOME		1-5-0		0-2-0		9-2-0
5-19-0		1-11-0	1-2-0		AWAY		1-1-0		1-1-0		1-4-0
1-2-0		0-0-0	0-0-0		NEUTRAL		0-0-0		0-1-0		1-1-0
13-12-0		0-0-0	0-0-0		NON-CONFERENCE		1-1-0		1-4-0		11-7-0
9-4-0		0-0-0	0-0-0		HOME		0-0-0		0-2-0		9-2-0
3-6-0		0-0-0	0-0-		AWAY		1-1-0		1-1-0		1-4-0
1-2-0		0-0-0	0-0-0		NEUTRAL		0-0-0		0-1-0		1-1-0
6-24-0		3-15-0	2-4-0		CONFERENCE		1-5-0		0-0-0		0-0-0
4-11-0		2-4-0	1-2-0		HOME		1-5-0		0-0-0		0-0-0
2-13-0		1-11-0	1-2-0		AWAY		0-0-0		0-0-0		0-0-0
0-0-0		0-0-0	0-0-0		NEUTRAL		0-0-0		0-0-0		0-0-0
RPI S	Opponent	Score	RPI S	Opponent	Score	RPI S	Opponent	Score	RPI S	Opponent	Score
1 A	Louisville	4 8	26 H	Wake Forest	20 13	75 A	West Virginia	4 5	123 A	Liberty	11 10
1 A	Louisville	0 13	26 H	Wake Forest	6 12	76 A	Old Dominion	22 1	123 H	Liberty	7 22
1 A	Louisville	3 9	26 H	Wake Forest	5 15	81 H	Pittsburgh	3 8	126 H	William & Mary	8 12
3 H	Miami (FL)	2 7	35 A	Boston College	0 2	81 H	Pittsburgh	5 6	130 A	Western Caro.	10 14
3 H	Miami (FL)	14 3	35 A	Boston College	5 0	81 H	Pittsburgh	5 4	149 N	Delaware	6 7
3 H	Miami (FL)	6 11	35 A	Boston College	1 4	90 H	Notre Dame	2 6	158 H	Campbell	1 7
13 A	Virginia	3 8				90 H	Notre Dame	4 16	158 H	Campbell	11 8
13 A	Virginia	6 7				90 H	Notre Dame	2 5	212 A	Radford	8 12
13 A	Virginia	1 4							212 H	Radford	4 3
15 A	North Carolina	1 4							212 N	Radford	1 5
15 A	North Carolina	0 6							216 H	Quinnipiac	2 4
15 A	North Carolina	4 3							216 H	Quinnipiac	13 4
20 A	Georgia Tech	4 14							216 H	Quinnipiac	5 2
20 A	Georgia Tech	3 8							216 H	Quinnipiac	4 3
20 A	Georgia Tech	8 16							218 N	Manhattan	12 7
23 H	Duke	9 19							244 H	ETSU	11 0
23 H	Duke	3 2							251 A	VMI	3 5
23 H	Duke	1 3							260 A	The Citadel	12 0
									260 A	The Citadel	2 4
									260 A	The Citadel	4 5
									292 H	Alcorn	9 4
									292 H	Alcorn	9 2
									292 H	Alcorn	23 7
			LAST 15 GAMES								
			13 A	Virginia	1 4	292 H	Alcorn	9 2			
			13 A	Virginia	6 7	292 H	Alcorn	9 4			
			13 A	Virginia	3 8	75 A	West Virginia	4 5			
			26 H	Wake Forest	5 15						
			26 H	Wake Forest	20 13						

Non-Div. I Games:

Virginia Tech

26	H	Wake Forest	6	12
292	H	Alcorn	23	7

Average RPI Win: 159		WON-LOST	WINNING	LAST 15	STRENGTH OF		OPP. STRENGTH	TEAM	ADJ	CONF.	ADJ CONF.
Average RPI Loss: 77		RECORD	PCT. RANK	GAMES	SCHEDULE		OF SCHEDULE	RPI	RPI	RPI	RPI
DIV. I ONLY		17-35-1	.33019	263	64		70	199	.47654	199	3
DIV. I NON-CONF.		11-18-1	.38333	217	125		145	214	.47012	213	4
TOTALS		RPI 1-25	RPI 26-50		W-L RECORDS		RPI 51-100		RPI 101-150		RPI 150+
17-35-1		1-5-0	0-9-0		OVERALL		3-9-0		5-10-0		8-2-1
12-12-1		1-5-0	0-3-0		HOME		3-3-0		0-0-0		8-1-1
4-19-0		0-0-0	0-5-0		AWAY		0-4-0		4-9-0		0-1-0
1-4-0		0-0-0	0-1-0		NEUTRAL		0-2-0		1-1-0		0-0-0
11-18-1		0-0-0	0-6-0		NON-CONFERENCE		1-6-0		2-4-0		8-2-1
9-4-1		0-0-0	0-3-0		HOME		1-0-0		0-0-0		8-1-1
1-10-0		0-0-0	0-0-		AWAY		0-4-0		1-3-0		0-1-0
1-4-0		0-0-0	0-1-0		NEUTRAL		0-2-0		1-1-0		0-0-0
6-17-0		1-5-0	0-3-0		CONFERENCE		2-3-0		3-6-0		0-0-0
3-8-0		1-5-0	0-0-0		HOME		2-3-0		0-0-0		0-0-0
3-9-0		0-0-0	0-3-0		AWAY		0-0-0		3-6-0		0-0-0
0-0-0		0-0-0	0-0-0		NEUTRAL		0-0-0		0-0-0		0-0-0
RPI S	Opponent	Score	RPI S	Opponent	Score	RPI S	Opponent	Score	RPI S	Opponent	Score
12 H	Texas Tech	2 9	28 A	Oklahoma St.	3 4	52 N	Oregon St.	3 9	101 N	Utah	1 15
12 H	Texas Tech	3 10	28 A	Oklahoma St.	2 9	52 N	Oregon St.	1 3	101 N	Utah	8 4
12 H	Texas Tech	3 6	28 A	Oklahoma St.	1 8	69 H	Oklahoma	9 8	105 A	Baylor	2 5
17 H	TCU	0 8	36 N	Nebraska	1 3	69 H	Oklahoma	7 2	105 A	Baylor	1 2
17 H	TCU	4 3	46 A	Minnesota	7 19	69 H	Oklahoma	6 17	105 A	Baylor	6 1
17 H	TCU	6 14	46 A	Minnesota	7 12	75 H	West Virginia	0 1	121 A	Little Rock	2 4
			48 H	BYU	2 8	75 H	West Virginia	6 11	124 A	Kansas St.	5 8
			48 H	BYU	10 11	85 A	Stanford	4 10	124 A	Kansas St.	2 12
			48 H	BYU	6 7	85 A	Stanford	0 2	124 A	Kansas St.	4 1
						85 A	Stanford	2 6	129 A	Samford	9 5
						98 A	Missouri St.	11 18	129 A	Samford	9 13
						98 H	Missouri St.	2 1	129 A	Samford	2 3
									150 A	Texas	2 12
									150 A	Texas	11 5
									150 A	Texas	6 8
									162 H	Omaha	7 6
									175 A	Wichita St.	6 7
									175 H	Wichita St.	9 3
									195 H	Murray St.	14 8
									195 H	Murray St.	9 14
									210 H	Grand Canyon	5 5
									229 H	Saint Louis	5 3
									262 H	Northern Colo.	2 1
									262 H	Northern Colo.	5 4
									271 H	Purdue	8 1
									290 H	North Dakota	7 0
LAST 15 GAMES			LAST 15 GAMES			LAST 15 GAMES			LAST 15 GAMES		
			28 A	Oklahoma St.	1 8	12 H	Texas Tech	3 6			
			28 A	Oklahoma St.	3 4	12 H	Texas Tech	2 9			
			28 A	Oklahoma St.	2 9	12 H	Texas Tech	3 10			
			175 A	Wichita St.	6 7						
			124 A	Kansas St.	5 8						

Non-Div. I Games:

Baker

6 1

Baker

19 2

Benedictine (KS)

19 7

Kansas

124 A Kansas St.	2	12
124 A Kansas St.	4	1

K
a
n
s
a
s

K
a
n
s
a
s

Average RPI Win: 212		WON-LOST	WINNING	LAST 15	STRENGTH OF		OPP. STRENGTH	TEAM	ADJ		CONF.	ADJ CONF.			
Average RPI Loss: 146		RECORD	PCT. RANK	GAMES	SCHEDULE		OF SCHEDULE	RPI	RPI		RPI	RPI			
DIV. I ONLY		27-28-0	.49091	152	6-9-0		223	186	200		.47625	200			
DIV. I NON-CONF.		15-16-0	.48387	156	1-5-0		273	217	239		.45433	239			
TOTALS		RPI 1-25	RPI 26-50		W-L RECORDS		RPI 51-100		RPI 101-150		RPI 150+				
27-28-0		0-5-0	0-0-0		OVERALL		0-4-0		3-7-0		24-12-0				
17-10-0		0-0-0	0-0-0		HOME		0-3-0		2-2-0		15-5-0				
7-16-0		0-5-0	0-0-0		AWAY		0-0-0		1-5-0		6-6-0				
3-2-0		0-0-0	0-0-0		NEUTRAL		0-1-0		0-0-0		3-1-0				
15-16-0		0-2-0	0-0-0		NON-CONFERENCE		0-4-0		0-4-0		15-6-0				
8-7-0		0-0-0	0-0-0		HOME		0-3-0		0-1-0		8-3-0				
4-7-0		0-2-0	0-0-		AWAY		0-0-0		0-3-0		4-2-0				
3-2-0		0-0-0	0-0-0		NEUTRAL		0-1-0		0-0-0		3-1-0				
12-12-0		0-3-0	0-0-0		CONFERENCE		0-0-0		3-3-0		9-6-0				
9-3-0		0-0-0	0-0-0		HOME		0-0-0		2-1-0		7-2-0				
3-9-0		0-3-0	0-0-0		AWAY		0-0-0		1-2-0		2-4-0				
0-0-0		0-0-0	0-0-0		NEUTRAL		0-0-0		0-0-0		0-0-0				
RPI S	Opponent	Score		RPI S	Opponent	Score		RPI S	Opponent	Score		RPI S	Opponent	Score	
5 A	South Carolina	1	3					67 H	VCU	2	3	123 H	Liberty	9	8
10 A	Clemson	4	8					67 H	VCU	7	10	123 H	Liberty	2	4
14 A	Coastal Caro.	3	12					67 H	VCU	2	13	123 H	Liberty	9	7
14 A	Coastal Caro.	2	5					83 N	Michigan St.	5	11	130 A	Western Caro.	9	10
14 A	Coastal Caro.	2	4									132 A	Furman	6	8
												132 A	Furman	8	9
												132 H	Furman	8	10
												148 A	Gardner-Webb	0	14
												148 A	Gardner-Webb	1	3
												148 A	Gardner-Webb	3	0
												158 A	Campbell	0	1
												158 A	Campbell	4	2
												158 A	Campbell	5	7
												161 H	Longwood	7	1
												161 H	Longwood	9	5
												161 H	Longwood	1	4
												162 N	Omaha	11	1
												164 H	Winthrop	2	1
												164 H	Winthrop	4	3
												164 H	Winthrop	9	3
												182 A	Wofford	6	5
												182 H	Wofford	4	8
												205 N	Fordham	7	1
												220 A	USC Upstate	6	5
												220 H	USC Upstate	3	1
												222 H	Towson	7	5
												222 H	Towson	11	5
				LAST 15 GAMES											
				238 H	Charleston So.	4	9	5 A	South Carolina	1	3				
				238 H	Charleston So.	3	1	158 A	Campbell	5	7				
				238 H	Charleston So.	12	0	158 A	Campbell	4	2				
				220 H	USC Upstate	3	1								
				67 H	VCU	7	10								

Non-Div. I Games:

Presbyterian

67	H	VCU	2	13
67	H	VCU	2	3

RPI	S	Opponent	Score	
222	H	Towson	6	2
238	H	Charleston So.	3	1
238	H	Charleston So.	4	9
238	H	Charleston So.	12	0
260	A	The Citadel	1	2
260	A	The Citadel	2	7
260	A	The Citadel	7	6
264	N	Bowling Green	1	6
264	N	Bowling Green	6	5
277	H	La Salle	6	0
277	H	La Salle	3	6
277	H	La Salle	10	3
278	H	N.C. Central	15	6
285	A	UNC Asheville	4	7
285	A	UNC Asheville	9	22
285	A	UNC Asheville	13	8
287	A	N.C. A&T	10	6
287	H	N.C. A&T	3	5
288	H	Savannah St.	16	1

P
r
e
s
b
y
t
e
r
i
a
n

P
r
e
s
b
y
t
e
r
i
a
n

Average RPI Win: 200		WON-LOST	WINNING	LAST 15	STRENGTH OF		OPP. STRENGTH	TEAM	ADJ		CONF.	ADJ CONF.
Average RPI Loss: 144		RECORD	PCT. RANK	GAMES	SCHEDULE		OF SCHEDULE	RPI	RPI		RPI	RPI
DIV. I ONLY		24-30-0	.44444	194	10-5-0		222	198	201		23	23
DIV. I NON-CONF.		8-19-0	.2963	261	3-0-0		78	133	179		22	22
TOTALS		RPI 1-25	RPI 26-50		W-L RECORDS		RPI 51-100		RPI 101-150		RPI 150+	
24-30-0		0-1-0	0-5-0		OVERALL		1-2-0		3-6-0		20-16-0	
9-9-0		0-0-0	0-0-0		HOME		0-0-0		1-1-0		8-8-0	
14-16-0		0-1-0	0-1-0		AWAY		0-1-0		2-5-0		12-8-0	
1-5-0		0-0-0	0-4-0		NEUTRAL		1-1-0		0-0-0		0-0-0	
8-19-0		0-1-0	0-5-0		NON-CONFERENCE		1-2-0		3-6-0		4-5-0	
2-1-0		0-0-0	0-0-0		HOME		0-0-0		1-1-0		1-0-0	
5-13-0		0-1-0	0-0-		AWAY		0-1-0		2-5-0		3-5-0	
1-5-0		0-0-0	0-4-0		NEUTRAL		1-1-0		0-0-0		0-0-0	
16-11-0		0-0-0	0-0-0		CONFERENCE		0-0-0		0-0-0		16-11-0	
7-8-0		0-0-0	0-0-0		HOME		0-0-0		0-0-0		7-8-0	
9-3-0		0-0-0	0-0-0		AWAY		0-0-0		0-0-0		9-3-0	
0-0-0		0-0-0	0-0-0		NEUTRAL		0-0-0		0-0-0		0-0-0	
RPI S	Opponent	Score	RPI S	Opponent	Score	RPI S	Opponent	Score	RPI S	Opponent	Score	
8 A	Vanderbilt	2 9	35 N	Boston College	1 5	51 N	Illinois	3 5	104 A	Austin Peay	1 14	
			35 N	Boston College	0 5	51 N	Illinois	9 3	122 A	Southern Ill.	1 0	
			35 N	Boston College	1 2	86 A	Iowa	3 12	122 A	Southern Ill.	2 5	
			35 N	Boston College	0 17				134 A	Milwaukee	7 3	
			46 A	Minnesota	10 12				134 H	Milwaukee	6 7	
									137 A	Evansville	6 8	
									137 A	Evansville	10 11	
									137 A	Evansville	2 5	
									144 H	Valparaiso	11 10	
									154 H	Miami (OH)	0 2	
									154 H	Miami (OH)	6 1	
									154 H	Miami (OH)	0 7	
									166 H	Ball St.	3 4	
									166 H	Ball St.	14 8	
									166 H	Ball St.	3 2	
									187 A	Ill.-Chicago	5 2	
									187 H	Ill.-Chicago	11 6	
									195 A	Murray St.	4 17	
									195 A	Murray St.	12 15	
									195 A	Murray St.	12 10	
									195 A	Murray St.	16 29	
									196 A	Belmont	4 5	
									196 A	Belmont	13 15	
									196 A	Belmont	4 1	
									202 A	Eastern Mich.	9 5	
									202 A	Eastern Mich.	2 1	
									202 A	Eastern Mich.	2 3	
LAST 15 GAMES			LAST 15 GAMES			LAST 15 GAMES			LAST 15 GAMES			
			166 H	Ball St.	3 2				206 H	Toledo	2 11	
			166 H	Ball St.	3 4				206 H	Toledo	0 5	
			166 H	Ball St.	14 8				206 H	Toledo	8 9	
			134 A	Milwaukee	7 3							
			202 A	Eastern Mich.	2 3							

Non-Div. I Games:

Northern Ill.

202 A Eastern Mich.	2	1
202 A Eastern Mich.	9	5

RPI	S	Opponent	Score	
206	H	Toledo	0	5
206	H	Toledo	8	9
206	H	Toledo	2	11
230	H	Central Mich.	9	6
230	H	Central Mich.	6	7
230	H	Central Mich.	3	2
236	A	Ohio	2	4
236	A	Ohio	3	1
236	A	Ohio	2	0
241	A	Western Mich.	12	15
241	A	Western Mich.	5	2
241	A	Western Mich.	17	3
242	H	Buffalo	2	7
242	H	Buffalo	9	2
242	H	Buffalo	17	7
264	A	Bowling Green	6	0
264	A	Bowling Green	2	0
264	A	Bowling Green	20	4

N
o
r
t
h
e
r
n
I
l
l
.

N
o
r
t
h
e
r
n
I
l
l
.

Average RPI Win:		207	WON-LOST RECORD		WINNING PCT. RANK	LAST 15 GAMES	STRENGTH OF SCHEDULE		OPP. STRENGTH OF SCHEDULE	TEAM RPI	ADJ RPI	CONF. RPI	ADJ CONF. RPI			
Average RPI Loss:		126														
DIV. I ONLY			20-34-0		.37037	236	3-12-0		149	193	202	.47615	202	23	23	
DIV. I NON-CONF.			10-20-0		.33333	239	1-4-0		51	130	132	.50654	132	22	22	
TOTALS		RPI 1-25	RPI 26-50		W-L RECORDS		RPI 51-100		RPI 101-150		RPI 150+					
20-34-0		0-2-0	0-8-0		OVERALL		2-6-0		0-0-0		18-18-0					
6-8-0		0-0-0	0-1-0		HOME		0-3-0		0-0-0		6-4-0					
11-22-0		0-1-0	0-6-0		AWAY		2-2-0		0-0-0		9-12-0					
3-4-0		0-1-0	0-0-0		NEUTRAL		0-1-0		0-0-0		3-2-0					
10-20-0		0-2-0	0-8-0		NON-CONFERENCE		2-3-0		0-0-0		8-7-0					
0-2-0		0-0-0	0-1-0		HOME		0-0-0		0-0-0		0-1-0					
7-14-0		0-1-0	0-0-0		AWAY		2-2-0		0-0-0		5-4-0					
3-4-0		0-1-0	0-0-0		NEUTRAL		0-1-0		0-0-0		3-2-0					
10-14-0		0-0-0	0-0-0		CONFERENCE		0-3-0		0-0-0		10-11-0					
6-6-0		0-0-0	0-0-0		HOME		0-3-0		0-0-0		6-3-0					
4-8-0		0-0-0	0-0-0		AWAY		0-0-0		0-0-0		4-8-0					
0-0-0		0-0-0	0-0-0		NEUTRAL		0-0-0		0-0-0		0-0-0					
RPI S	Opponent	Score	RPI S	Opponent	Score	RPI S	Opponent	Score	RPI S	Opponent	Score					
2 A	Florida	4 12	37 A	Michigan	4 12	57 A	Ohio St.	0 2	162 N	Omaha	16 3					
2 N	Florida	7 8	37 A	Michigan	3 19	65 H	Kent St.	2 4	162 N	Omaha	1 2					
			37 H	Michigan	0 12	65 H	Kent St.	3 7	162 N	Omaha	8 1					
			39 A	Arizona St.	4 5	65 H	Kent St.	3 13	165 A	Oakland	11 5					
			39 A	Arizona St.	1 8	75 A	West Virginia	1 5	165 H	Oakland	4 7					
			39 A	Arizona St.	4 12	83 A	Michigan St.	4 2	165 N	Oakland	3 11					
			49 A	Wright St.	0 14	83 N	Michigan St.	2 3	166 A	Ball St.	16 10					
			49 A	Wright St.	5 7	90 A	Notre Dame	8 0	166 A	Ball St.	7 10					
									166 A	Ball St.	3 8					
									174 A	South Fla.	4 8					
									174 A	South Fla.	4 8					
									174 A	South Fla.	3 2					
									194 A	Lipscomb	1 4					
									194 A	Lipscomb	8 12					
									194 A	Lipscomb	17 4					
									201 H	Northern Ill.	5 9					
									201 H	Northern Ill.	1 2					
									201 H	Northern Ill.	3 2					
									206 A	Toledo	4 8					
									206 A	Toledo	2 14					
									206 A	Toledo	2 4					
									230 H	Central Mich.	6 1					
									230 H	Central Mich.	3 0					
									230 H	Central Mich.	2 3					
									233 A	Dayton	7 6					
									241 A	Western Mich.	4 7					
									241 A	Western Mich.	5 3					
			LAST 15 GAMES													
			206 A	Toledo	2 14	83 N	Michigan St.	2 3	230 H	Central Mich.	3 0					
			206 A	Toledo	4 8	165 A	Oakland	11 5	230 H	Central Mich.	2 3					
			206 A	Toledo	2 4	166 A	Ball St.	3 8	233 A	Dayton	7 6					
			57 A	Ohio St.	0 2				241 A	Western Mich.	4 7					
			201 H	Northern Ill.	3 2				241 A	Western Mich.	5 3					

Non-Div. I Games:

Eastern Mich.

Eastern Mich.

201 H Northern Ill.	1	2
201 H Northern Ill.	5	9

Through Games Of May 23, 2016

RPI	S	Opponent	Score	
241	A	Western Mich.	2	6
242	A	Buffalo	2	1
242	A	Buffalo	4	12
242	A	Buffalo	4	3
263	N	NJIT	8	0
264	H	Bowling Green	5	4
264	H	Bowling Green	4	0
264	H	Bowling Green	8	4
271	A	Purdue	6	5

Eastern Mich.

E
a
s
t
e
r
n
M
i
c
h
.

E
a
s
t
e
r
n
M
i
c
h
.

Average RPI Win: Average RPI Loss:	217 158	WON-LOST RECORD	WINNING PCT. RANK	LAST 15 GAMES		STRENGTH OF SCHEDULE	OPP. STRENGTH OF SCHEDULE	TEAM RPI	ADJ RPI	CONF. RPI	ADJ CONF. RPI				
DIV. I ONLY		23-32-0	.41818	216	5-10-0	129	280	203	.47509	203	26	26			
DIV. I NON-CONF.		8-15-0	.34783	232	0-3-0	98	293	208	.47244	208	26	26			
<hr/>															
TOTALS	RPI 1-25	RPI 26-50			W-L RECORDS		RPI 51-100		RPI 101-150		RPI 150+				
23-32-0	0-0-0	2-7-0			OVERALL		0-2-0		4-4-0		17-19-0				
11-11-0	0-0-0	0-4-0			HOME		0-1-0		0-0-0		11-6-0				
10-18-0	0-0-0	2-3-0			AWAY		0-1-0		3-3-0		5-10-0				
2-3-0	0-0-0	0-0-0			NEUTRAL		0-0-0		1-1-0		1-2-0				
8-15-0	0-0-0	1-0-0			NON-CONFERENCE		0-2-0		4-4-0		3-9-0				
2-4-0	0-0-0	0-0-0			HOME		0-1-0		0-0-0		2-3-0				
4-8-0	0-0-0	1-0-			AWAY		0-1-0		3-3-0		0-4-0				
2-3-0	0-0-0	0-0-0			NEUTRAL		0-0-0		1-1-0		1-2-0				
15-17-0	0-0-0	1-7-0			CONFERENCE		0-0-0		0-0-0		14-10-0				
9-7-0	0-0-0	0-4-0			HOME		0-0-0		0-0-0		9-3-0				
6-10-0	0-0-0	1-3-0			AWAY		0-0-0		0-0-0		5-7-0				
0-0-0	0-0-0	0-0-0			NEUTRAL		0-0-0		0-0-0		0-0-0				
RPI	S	Opponent	Score	RPI	S	Opponent	Score	RPI	S	Opponent	Score				
				32	A	Bryant	3 9	56	A	Hartford	0 10	123	A	Liberty	5 7
				32	A	Bryant	1 9	56	H	Hartford	9 11	123	A	Liberty	1 5
				32	A	Bryant	8 4					127	A	Rhode Island	1 5
				32	A	Bryant	2 9					137	N	Evansville	9 5
				32	H	Bryant	1 6					137	N	Evansville	0 5
				32	H	Bryant	1 8					142	A	Navy	3 2
				32	H	Bryant	0 7					142	A	Navy	9 2
				32	H	Bryant	4 5					142	A	Navy	8 1
				50	A	UConn	8 4					163	A	Sacred Heart	2 3
												163	A	Sacred Heart	4 5
												163	A	Sacred Heart	11 4
												163	A	Sacred Heart	4 7
												167	A	Northeastern	4 8
												167	A	Northeastern	1 2
												167	A	Northeastern	6 7
												209	H	Albany (NY)	1 6
												216	H	Quinnipiac	5 9
												223	N	St. Bonaventure	1 8
												223	N	St. Bonaventure	3 0
												223	N	St. Bonaventure	2 6
												248	H	Siena	6 5
				LAST 15 GAMES								252	A	Massachusetts	5 6
				256	H	Wagner	6 4	32	A	Bryant	8 4	254	H	LIU Brooklyn	0 2
				256	H	Wagner	8 1	32	A	Bryant	1 9	254	H	LIU Brooklyn	3 1
				256	H	Wagner	2 1	257	A	Fairleigh Dickinson	1 2	254	H	LIU Brooklyn	4 1
				256	H	Wagner	2 7					254	H	LIU Brooklyn	13 4
				56	A	Hartford	0 10					256	A	Wagner	2 16

Non-Div. I Games:

Central Conn. St.

32	A	Bryant	3	9
32	A	Bryant	2	9

RPI	S	Opponent	Score	
256	A	Wagner	2	0
256	A	Wagner	8	2
256	A	Wagner	5	4
256	H	Wagner	8	1
256	H	Wagner	6	4
256	H	Wagner	2	1
256	H	Wagner	2	7
257	A	Fairleigh Dickinson	2	3
257	A	Fairleigh Dickinson	1	2
257	A	Fairleigh Dickinson	8	4
257	A	Fairleigh Dickinson	1	2
284	H	Iona	3	6
284	H	Iona	5	4
289	H	Mt. St. Mary's	4	6
289	H	Mt. St. Mary's	6	0
289	H	Mt. St. Mary's	2	0
289	H	Mt. St. Mary's	19	4

Central Conn. St.
.
S
t
.

C
e
n
t
r
a
l
C
o
n
n
.
S
t
.

Average RPI Win:	199	WON-LOST	WINNING	LAST 15	STRENGTH OF	OPP. STRENGTH	TEAM	ADJ	CONF.	ADJ CONF.		
Average RPI Loss:	110	RECORD	PCT. RANK	GAMES	SCHEDULE	OF SCHEDULE	RPI	RPI	RPI	RPI		
DIV. I ONLY		25-27-0	.48077	170	10-5-0	175	149	204	.47487	204	14	14
DIV. I NON-CONF.		12-17-0	.41379	200	4-2-0	174	165	250	.44857	250	15	15
<hr/>												
TOTALS	RPI 1-25	RPI 26-50		W-L RECORDS		RPI 51-100		RPI 101-150		RPI 150+		
25-27-0	1-3-0	0-7-0		OVERALL		2-5-0		3-4-0		19-8-0		
19-17-0	0-2-0	0-5-0		HOME		2-3-0		2-2-0		15-5-0		
6-10-0	1-1-0	0-2-0		AWAY		0-2-0		1-2-0		4-3-0		
0-0-0	0-0-0	0-0-0		NEUTRAL		0-0-0		0-0-0		0-0-0		
12-17-0	1-3-0	0-5-0		NON-CONFERENCE		1-3-0		1-0-0		9-6-0		
11-13-0	0-2-0	0-5-0		HOME		1-1-0		1-0-0		9-5-0		
1-4-0	1-1-0	0-0-		AWAY		0-2-0		0-0-0		0-1-0		
0-0-0	0-0-0	0-0-0		NEUTRAL		0-0-0		0-0-0		0-0-0		
13-10-0	0-0-0	0-2-0		CONFERENCE		1-2-0		2-4-0		10-2-0		
8-4-0	0-0-0	0-0-0		HOME		1-2-0		1-2-0		6-0-0		
5-6-0	0-0-0	0-2-0		AWAY		0-0-0		1-2-0		4-2-0		
0-0-0	0-0-0	0-0-0		NEUTRAL		0-0-0		0-0-0		0-0-0		
RPI	S	Opponent	Score	RPI	S	Opponent	Score	RPI	S	Opponent	Score	
7	H	North Carolina St.	3 23	26	H	Wake Forest	3 4	62	H	Col. of Charleston	2 6	
15	A	North Carolina	6 11	29	A	UNCW	3 12	62	H	Col. of Charleston	6 11	
24	A	East Carolina	8 7	29	A	UNCW	4 10	62	H	Col. of Charleston	9 6	
24	H	East Carolina	5 7	49	H	Wright St.	2 10	70	A	UNCG	3 7	
				49	H	Wright St.	11 13	70	H	UNCG	14 8	
				49	H	Wright St.	7 9	96	A	High Point	16 17	
				49	H	Wright St.	2 11	96	H	High Point	2 8	

Non-Div. I Games:

Elon

149	A	Delaware	7	6
287	H	N.C. A&T	9	6

RPI	S	Opponent	Score	
264	H	Bowling Green	2	6
277	H	La Salle	10	3
277	H	La Salle	7	6
277	H	La Salle	7	4
278	H	N.C. Central	9	4
287	A	N.C. A&T	7	8
287	H	N.C. A&T	9	6

Elon

E
l
o
n

E
l
o
n

Average RPI Win: 215		WON-LOST RECORD		WINNING PCT. RANK		LAST 15 GAMES		STRENGTH OF SCHEDULE		OPP. STRENGTH OF SCHEDULE		TEAM RPI		ADJ RPI		CONF. RPI		ADJ CONF. RPI	
DIV. I ONLY		28-27-0		.50909 142		8-7-0		261		240		205		.47453 205		24		24	
DIV. I NON-CONF.		14-17-0		.45161 176		0-1-0		258		256		228		.46135 228		25		25	
TOTALS		RPI 1-25		RPI 26-50		W-L RECORDS		RPI 51-100		RPI 101-150		RPI 150+							
28-27-0		0-3-0		0-0-0		OVERALL		0-2-0		3-4-0		25-18-0							
14-8-0		0-0-0		0-0-0		HOME		0-0-0		2-1-0		12-7-0							
12-15-0		0-3-0		0-0-0		AWAY		0-1-0		1-3-0		11-8-0							
2-4-0		0-0-0		0-0-0		NEUTRAL		0-1-0		0-0-0		2-3-0							
14-17-0		0-3-0		0-0-0		NON-CONFERENCE		0-2-0		1-0-0		13-12-0							
5-5-0		0-0-0		0-0-0		HOME		0-0-0		0-0-0		5-5-0							
7-8-0		0-3-0		0-0-		AWAY		0-1-0		1-0-0		6-4-0							
2-4-0		0-0-0		0-0-0		NEUTRAL		0-1-0		0-0-0		2-3-0							
14-10-0		0-0-0		0-0-0		CONFERENCE		0-0-0		2-4-0		12-6-0							
9-3-0		0-0-0		0-0-0		HOME		0-0-0		2-1-0		7-2-0							
5-7-0		0-0-0		0-0-0		AWAY		0-0-0		0-3-0		5-4-0							
0-0-0		0-0-0		0-0-0		NEUTRAL		0-0-0		0-0-0		0-0-0							
RPI	S	Opponent		Score		RPI	S	Opponent		Score		RPI	S	Opponent		Score			
9	A	LSU		1	12					83	N	Michigan St.	2	7	127	H	Rhode Island	1	3
9	A	LSU		7	10					100	A	Rutgers	0	5	127	H	Rhode Island	4	2
9	A	LSU		1	15										127	H	Rhode Island	8	0
															132	A	Furman	5	2
															143	A	Saint Joseph's	6	7
															143	A	Saint Joseph's	3	14
															143	A	Saint Joseph's	0	10
															163	A	Sacred Heart	1	2
															171	H	Stony Brook	6	1
															178	A	Columbia	4	1
															189	A	Davidson	7	4
															189	A	Davidson	0	5
															189	A	Davidson	9	3
															190	H	Richmond	1	0
															190	H	Richmond	6	7
															190	H	Richmond	7	3
															192	N	Canisius	4	5
															192	N	Canisius	4	5
															192	N	Canisius	5	2
															192	N	Canisius	8	5
															197	H	Fairfield	5	8
															200	N	Presbyterian	1	7
															207	H	George Washington	7	2
															207	H	George Washington	3	1
															207	H	George Washington	8	7
															209	A	Albany (NY)	9	3
															218	A	Manhattan	5	7
LAST 15 GAMES				233	H	Dayton	1	2	207	H	George Washington	3	1	207	H	George Washington	3	1	
				233	H	Dayton	8	2	207	H	George Washington	7	2	207	H	George Washington	8	7	
				233	H	Dayton	4	2	252	A	Massachusetts	5	0	207	H	George Washington	8	7	
				143	A	Saint Joseph's	0	10							209	A	Albany (NY)	9	3
				143	A	Saint Joseph's	3	14							218	A	Manhattan	5	7

Non-Div. I Games:

Fordham

143 A Saint Joseph's	6	7
207 H George Washington	8	7

RPI	S	Opponent	Score	
218	H	Manhattan	12	3
233	H	Dayton	8	2
233	H	Dayton	1	2
233	H	Dayton	4	2
243	H	Villanova	3	11
248	H	Siena	2	4
250	A	Hofstra	7	6
252	A	Massachusetts	5	0
252	A	Massachusetts	7	8
252	A	Massachusetts	1	8
256	A	Wagner	6	5
256	A	Wagner	4	3
256	H	Wagner	0	2
263	A	NJIT	2	3
263	A	NJIT	10	4
263	H	NJIT	2	0
263	H	NJIT	3	1
277	A	La Salle	9	0
277	A	La Salle	4	16
277	A	La Salle	6	2
279	A	NYIT	4	5
284	H	Iona	19	2
295	H	Saint Peter's	0	2

Fordham

F
o
r
d
h
a
m

F
o
r
d
h
a
m

Average RPI Win: 178		WON-LOST RECORD		WINNING PCT. RANK		LAST 15 GAMES		STRENGTH OF SCHEDULE		OPP. STRENGTH OF SCHEDULE		TEAM RPI		ADJ RPI		CONF. RPI		ADJ CONF. RPI	
DIV. I ONLY		18-36-1		.33636 257		10-5-0		127		178		206		.47337 206		23		23	
DIV. I NON-CONF.		5-25-1		.17742 287		0-2-0		43		89		215		.46835 215		22		22	
TOTALS		RPI 1-25		RPI 26-50		W-L RECORDS		RPI 51-100		RPI 101-150		RPI 150+							
18-36-1		0-4-0		1-4-0		OVERALL		3-12-1		0-1-0		14-15-0							
7-8-0		0-0-0		0-2-0		HOME		0-0-0		0-0-0		7-6-0							
11-25-0		0-4-0		1-2-0		AWAY		3-10-0		0-1-0		7-8-0							
0-3-1		0-0-0		0-0-0		NEUTRAL		0-2-1		0-0-0		0-1-0							
5-25-1		0-4-0		1-4-0		NON-CONFERENCE		2-10-1		0-1-0		2-6-0							
0-3-0		0-0-0		0-2-0		HOME		0-0-0		0-0-0		0-1-0							
5-19-0		0-4-0		1-0-		AWAY		2-8-0		0-1-0		2-4-0							
0-3-1		0-0-0		0-0-0		NEUTRAL		0-2-1		0-0-0		0-1-0							
13-11-0		0-0-0		0-0-0		CONFERENCE		1-2-0		0-0-0		12-9-0							
7-5-0		0-0-0		0-0-0		HOME		0-0-0		0-0-0		7-5-0							
6-6-0		0-0-0		0-0-0		AWAY		1-2-0		0-0-0		5-4-0							
0-0-0		0-0-0		0-0-0		NEUTRAL		0-0-0		0-0-0		0-0-0							
RPI	S	Opponent		Score		RPI	S	Opponent		Score		RPI	S	Opponent		Score			
16	A	Florida St.		2	3	37	A	Michigan		1	2	57	A	Ohio St.		8	9		
23	A	Duke		2	3	49	A	Wright St.		9	3	57	N	Ohio St.		5	5		
23	A	Duke		1	2	49	A	Wright St.		1	8	57	N	Ohio St.		1	7		
23	A	Duke		1	6	49	H	Wright St.		5	14	65	A	Kent St.		0	3		
						49	H	Wright St.		5	11	65	A	Kent St.		1	2		
												65	A	Kent St.		4	1		
												73	A	Jacksonville		1	5		
												73	A	Jacksonville		1	2		
												73	A	Jacksonville		6	1		
												81	N	Pittsburgh		2	7		
												83	A	Michigan St.		1	4		
												90	A	Notre Dame		3	10		
												91	A	Indiana		0	8		
												91	A	Indiana		3	1		
												91	A	Indiana		6	9		
												91	A	Indiana		1	5		
						LAST 15 GAMES													
						202 H Eastern Mich.						201 A Northern Ill.							
						202 H Eastern Mich.						201 A Northern Ill.							
						202 H Eastern Mich.						201 A Northern Ill.							
						166 H Ball St.													
						166 H Ball St.													
												241 H Western Mich.							
												241 H Western Mich.							
												241 H Western Mich.							
												242 H Buffalo							
												242 H Buffalo							
												242 H Buffalo							
												259 A Youngstown St.							
												264 A Bowling Green							

Non-Div. I Games:

Toledo

166	H	Ball St.	10	7
49	H	Wright St.	5	14

RPI	S	Opponent	Score	
264	A	Bowling Green	4	2
264	A	Bowling Green	3	7
268	N	Niagara	3	4

Toledo

T
o
l
e
d
o

T
o
l
e
d
o

190	H	Richmond	7	6
205	A	Fordham	7	8

RPI	S	Opponent	Score	
233	A	Dayton	4	2
233	A	Dayton	1	2
233	A	Dayton	6	2
238	A	Charleston So.	1	12
238	A	Charleston So.	10	5
238	A	Charleston So.	1	3
263	H	NJIT	0	6
275	H	George Mason	1	0
275	H	George Mason	14	4
275	H	George Mason	9	3
277	H	La Salle	3	6
277	H	La Salle	2	1
277	H	La Salle	4	3
291	H	Delaware St.	8	0

George Washington

G
e
o
r
g
e
W
a
s
h
i
n
g
t
o
n

G
e
o
r
g
e
W
a
s
h
i
n
g
t
o
n

Average RPI Win:		201	WON-LOST RECORD		WINNING PCT. RANK		LAST 15 GAMES		STRENGTH OF SCHEDULE		OPP. STRENGTH OF SCHEDULE		TEAM RPI		ADJ RPI		CONF. RPI		ADJ CONF. RPI				
DIV. I ONLY			18-28-1		.39362	224	6-8-0		161		255		208		.46992		208	25		25			
DIV. I NON-CONF.			5-17-1		.23913	273	0-0-0		48		257		224		.46458		224	20		21			
TOTALS		RPI 1-25		RPI 26-50		W-L RECORDS		RPI 51-100		RPI 101-150		RPI 150+											
18-28-1		0-3-0		0-1-0		OVERALL		3-3-0		0-3-1		15-18-0											
8-9-0		0-0-0		0-0-0		HOME		2-0-0		0-0-0		6-9-0											
9-17-1		0-3-0		0-1-0		AWAY		0-1-0		0-3-1		9-9-0											
1-2-0		0-0-0		0-0-0		NEUTRAL		1-2-0		0-0-0		0-0-0											
5-17-1		0-3-0		0-1-0		NON-CONFERENCE		0-1-0		0-3-1		5-9-0											
2-4-0		0-0-0		0-0-0		HOME		0-0-0		0-0-0		2-4-0											
3-13-1		0-3-0		0-0-		AWAY		0-1-0		0-3-1		3-5-0											
0-0-0		0-0-0		0-0-0		NEUTRAL		0-0-0		0-0-0		0-0-0											
13-11-0		0-0-0		0-0-0		CONFERENCE		3-2-0		0-0-0		10-9-0											
6-5-0		0-0-0		0-0-0		HOME		2-0-0		0-0-0		4-5-0											
6-4-0		0-0-0		0-0-0		AWAY		0-0-0		0-0-0		6-4-0											
1-2-0		0-0-0		0-0-0		NEUTRAL		1-2-0		0-0-0		0-0-0											
RPI	S	Opponent		Score		RPI	S	Opponent		Score		RPI	S	Opponent		Score		RPI	S	Opponent		Score	
4	A	Texas A&M		5	12	50	A	UConn		2	8	56	A	Hartford		8	15	142	A	Navy		2	8
4	A	Texas A&M		2	10							99	H	Princeton		6	3	142	A	Navy		2	2
4	A	Texas A&M		0	13							99	H	Princeton		6	1	142	A	Navy		4	11
												99	N	Princeton		8	7	142	A	Navy		2	3
												99	N	Princeton		2	6	159	H	Holy Cross		10	5
												99	N	Princeton		1	2	159	H	Holy Cross		1	8
														159 H Holy Cross				159	H	Holy Cross		2	4
														163 A Sacred Heart				163	A	Sacred Heart		0	7
														163 H Sacred Heart				163	H	Sacred Heart		0	9
														178 A Columbia				178	A	Columbia		14	5
														178 A Columbia				178	A	Columbia		9	7
														180 A Georgetown				180	A	Georgetown		4	5
														197 H Fairfield				197	H	Fairfield		1	2
														197 H Fairfield				197	H	Fairfield		2	1
														207 A George Washington				207	A	George Washington		1	6
														216 A Quinnipiac				216	A	Quinnipiac		8	6
														224 A Dartmouth				224	A	Dartmouth		4	3
														224 A Dartmouth				224	A	Dartmouth		4	10
														224 A Dartmouth				224	A	Dartmouth		7	6
														224 A Dartmouth				224	A	Dartmouth		5	3
														224 H Dartmouth				224	H	Dartmouth		5	4
														235 A Penn				235	A	Penn		2	3
														235 A Penn				235	A	Penn		3	19
														239 H Harvard				239	H	Harvard		2	5
														239 H Harvard				239	H	Harvard		3	6
														239 H Harvard				239	H	Harvard		3	2
														239 H Harvard				239	H	Harvard		1	9
LAST 15 GAMES																							
						99	N	Princeton		1	2	240	A	Brown		12	1						
						99	N	Princeton		2	6	224	A	Dartmouth		4	10						
						99	N	Princeton		8	7	224	A	Dartmouth		4	3						
						224	H	Dartmouth		5	4												
						240	H	Brown		3	10												

Non-Div. I Games: Wesleyan (CT) 15 2

Yale

240	H	Brown	3	4
240	A	Brown	4	7

RPI	S	Opponent	Score	
240	A	Brown	12	1
240	A	Brown	4	7
240	H	Brown	3	4
240	H	Brown	3	10
249	H	Cornell	4	2
249	H	Cornell	9	8
261	A	Bucknell	5	4
261	A	Bucknell	9	13
261	A	Bucknell	0	5
261	A	Bucknell	10	0

Y
a
l
e

Y
a
l
e

Average RPI Win: 220		WON-LOST	WINNING	LAST 15	STRENGTH OF		OPP. STRENGTH	TEAM	ADJ		CONF.	ADJ CONF.		
Average RPI Loss: 147		RECORD	PCT. RANK	GAMES	SCHEDULE		OF SCHEDULE	RPI	RPI		RPI	RPI		
DIV. I ONLY		21-28-0	.42857	209	6-9-0		226	247	209		.46926	209	20	20
DIV. I NON-CONF.		12-14-0	.46154	167	1-1-0		281	282	221		.46567	221	19	19
TOTALS		RPI 1-25	RPI 26-50		W-L RECORDS		RPI 51-100		RPI 101-150		RPI 150+			
21-28-0		0-3-0	0-0-0		OVERALL		1-4-0		2-9-0		18-12-0			
9-8-0		0-0-0	0-0-0		HOME		0-2-0		1-3-0		8-3-0			
12-20-0		0-3-0	0-0-0		AWAY		1-2-0		1-6-0		10-9-0			
0-0-0		0-0-0	0-0-0		NEUTRAL		0-0-0		0-0-0		0-0-0			
12-14-0		0-3-0	0-0-0		NON-CONFERENCE		0-0-0		1-4-0		11-7-0			
4-2-0		0-0-0	0-0-0		HOME		0-0-0		0-1-0		4-1-0			
8-12-0		0-3-0	0-0-		AWAY		0-0-0		1-3-0		7-6-0			
0-0-0		0-0-0	0-0-0		NEUTRAL		0-0-0		0-0-0		0-0-0			
9-14-0		0-0-0	0-0-0		CONFERENCE		1-4-0		1-5-0		7-5-0			
5-6-0		0-0-0	0-0-0		HOME		0-2-0		1-2-0		4-2-0			
4-8-0		0-0-0	0-0-0		AWAY		1-2-0		0-3-0		3-3-0			
0-0-0		0-0-0	0-0-0		NEUTRAL		0-0-0		0-0-0		0-0-0			
RPI	S	Opponent	Score		RPI	S	Opponent	Score		RPI	S	Opponent	Score	
5	A	South Carolina	1	10						56	A	Hartford	6	7
5	A	South Carolina	1	8						56	A	Hartford	9	5
5	A	South Carolina	2	6						56	A	Hartford	3	6
										56	H	Hartford	0	11
										56	H	Hartford	1	6
														</

Non-Div. I Games:

Albany (NY)

131	H	Binghamton	2	3
131	H	Binghamton	5	13

RPI	S	Opponent	Score	
246	H	Maine	2	5
246	H	Maine	7	1
246	H	Maine	9	4
247	A	Marist	0	2
279	A	NYIT	0	4
279	A	NYIT	0	3
279	A	NYIT	7	2
279	A	NYIT	5	2
287	A	N.C. A&T	9	2
287	A	N.C. A&T	14	3
287	A	N.C. A&T	4	13
295	H	Saint Peter's	17	5
295	H	Saint Peter's	5	2
295	H	Saint Peter's	5	0

A
l
b
a
n
y
(
N
Y
)

A
l
b
a
n
y
(
N
Y
)

Average RPI Win: 194		WON-LOST	WINNING	LAST 15	STRENGTH OF		OPP. STRENGTH	TEAM	ADJ	CONF.	ADJ CONF.				
Average RPI Loss: 142		RECORD	PCT. RANK	GAMES	SCHEDULE		OF SCHEDULE	RPI	RPI	RPI	RPI				
DIV. I ONLY		25-28-1	.47222	175	6-9-0		221	212	210	.46879	210	28	28		
DIV. I NON-CONF.		12-14-1	.46296	166	1-2-0		105	80	169	.48809	168	27	28		
<hr/>															
TOTALS		RPI 1-25		RPI 26-50		W-L RECORDS		RPI 51-100		RPI 101-150		RPI 150+			
25-28-1		0-0-0		2-2-0		OVERALL		1-7-0		5-8-0		17-11-1			
13-17-0		0-0-0		2-2-0		HOME		1-4-0		2-5-0		8-6-0			
11-11-1		0-0-0		0-0-0		AWAY		0-3-0		2-3-0		9-5-1			
1-0-0		0-0-0		0-0-0		NEUTRAL		0-0-0		1-0-0		0-0-0			
<hr/>															
12-14-1		0-0-0		2-2-0		NON-CONFERENCE		1-7-0		4-3-0		5-2-1			
9-9-0		0-0-0		2-2-0		HOME		1-4-0		2-2-0		4-1-0			
2-5-1		0-0-0		0-0-		AWAY		0-3-0		1-1-0		1-1-1			
1-0-0		0-0-0		0-0-0		NEUTRAL		0-0-0		1-0-0		0-0-0			
<hr/>															
13-14-0		0-0-0		0-0-0		CONFERENCE		0-0-0		1-5-0		12-9-0			
4-8-0		0-0-0		0-0-0		HOME		0-0-0		0-3-0		4-5-0			
9-6-0		0-0-0		0-0-0		AWAY		0-0-0		1-2-0		8-4-0			
0-0-0		0-0-0		0-0-0		NEUTRAL		0-0-0		0-0-0		0-0-0			
<hr/>															
RPI	S	Opponent	Score	RPI	S	Opponent	Score	RPI	S	Opponent	Score	RPI	S	Opponent	Score
				30	H	Gonzaga	7 1	60	H	New Mexico	5 6	102	H	Cal Poly	3 2
				30	H	Gonzaga	2 11	60	H	New Mexico	6 10	102	H	Cal Poly	16 3
				30	H	Gonzaga	3 0	71	A	Houston	1 5	102	H	Cal Poly	0 7
				30	H	Gonzaga	9 21	71	A	Houston	0 5	112	A	Seattle	8 4
								71	A	Houston	1 3	112	A	Seattle	3 10
								74	H	St. Mary's (CA)	8 3	112	A	Seattle	1 4
								78	H	Tennessee	8 25	124	A	Kansas St.	6 10
								93	H	Nevada	10 11	125	A	UNLV	10 8
												125	H	UNLV	2 7
												138	N	San Francisco	6 5
												145	H	New Mexico St.	3 4
												145	H	New Mexico St.	6 7
												145	H	New Mexico St.	4 5
												151	H	Utah Valley	2 1
												151	H	Utah Valley	3 6
												151	H	Utah Valley	4 5
												162	H	Omaha	12 4
												162	H	Omaha	9 4
												162	H	Omaha	2 7
												176	H	Sacramento St.	1 4
												176	H	Sacramento St.	3 8
												176	H	Sacramento St.	4 3
				LAST 15 GAMES								176	H	Sacramento St.	4 3
				281	A	UTRGV	3 4	262	A	Northern Colo.	2 6	199	A	Kansas	5 5
				281	A	UTRGV	10 0	262	A	Northern Colo.	9 10	228	A	San Jose St.	10 5
				281	A	UTRGV	10 0	262	A	Northern Colo.	7 11	228	A	San Jose St.	6 7
				93	H	Nevada	10 11					230	H	Central Mich.	5 4
				176	H	Sacramento St.	4 3					230	H	Central Mich.	3 1

Non-Div. I Games:

Grand Canyon

176 H Sacramento St.	3	8
176 H Sacramento St.	1	4

RPI	S	Opponent	Score	
258	A	CSU Bakersfield	9	3
258	A	CSU Bakersfield	9	4
258	A	CSU Bakersfield	9	6
262	A	Northern Colo.	2	6
262	A	Northern Colo.	9	10
262	A	Northern Colo.	7	11
281	A	UTRGV	10	0
281	A	UTRGV	10	0
281	A	UTRGV	3	4
290	A	North Dakota	8	2
290	A	North Dakota	14	2
290	A	North Dakota	9	4
293	H	Chicago St.	7	2
293	H	Chicago St.	2	4
293	H	Chicago St.	10	5

Grand Canyon

G
r
a
n
d
C
a
n
y
o
n

G
r
a
n
d
C
a
n
y
o
n

Average RPI Win: 200		WON-LOST RECORD		WINNING PCT. RANK		LAST 15 GAMES		STRENGTH OF SCHEDULE		OPP. STRENGTH OF SCHEDULE		TEAM RPI		ADJ RPI		CONF. RPI		ADJ CONF. RPI	
DIV. I ONLY		24-31-0		.43636 204		7-8-0		204		227		211		.46861 211		21		21	
DIV. I NON-CONF.		11-14-0		.44 183		1-1-0		193		266		206		.47385 206		24		24	
TOTALS		RPI 1-25		RPI 26-50		W-L RECORDS		RPI 51-100		RPI 101-150		RPI 150+							
24-31-0		1-1-0		0-1-0		OVERALL		4-7-0		3-6-0		16-16-0							
12-13-0		0-0-0		0-0-0		HOME		0-3-0		3-3-0		9-7-0							
9-18-0		1-1-0		0-1-0		AWAY		3-4-0		0-3-0		5-9-0							
3-0-0		0-0-0		0-0-0		NEUTRAL		1-0-0		0-0-0		2-0-0							
11-14-0		1-1-0		0-1-0		NON-CONFERENCE		2-3-0		1-2-0		7-7-0							
4-6-0		0-0-0		0-0-0		HOME		0-0-0		1-2-0		3-4-0							
4-8-0		1-1-0		0-0-		AWAY		1-3-0		0-0-0		2-3-0							
3-0-0		0-0-0		0-0-0		NEUTRAL		1-0-0		0-0-0		2-0-0							
13-17-0		0-0-0		0-0-0		CONFERENCE		2-4-0		2-4-0		9-9-0							
8-7-0		0-0-0		0-0-0		HOME		0-3-0		2-1-0		6-3-0							
5-10-0		0-0-0		0-0-0		AWAY		2-1-0		0-3-0		3-6-0							
0-0-0		0-0-0		0-0-0		NEUTRAL		0-0-0		0-0-0		0-0-0							
RPI S	Opponent	Score		RPI S	Opponent	Score		RPI S	Opponent	Score		RPI S	Opponent	Score					
1 A	Louisville	2	14	29 A	UNCW	7	10	55 A	Kentucky	5	4	104 A	Austin Peay	4	14				
11 A	Mississippi St.	16	12					64 A	Marshall	0	6	104 A	Austin Peay	1	10				
								64 A	Marshall	4	5	104 A	Austin Peay	3	4				
								67 N	VCU	12	2	110 H	Morehead St.	8	6				
								72 H	Southeast Mo. St.	1	4	110 H	Morehead St.	2	16				
								72 H	Southeast Mo. St.	3	7	110 H	Morehead St.	19	3				
								72 H	Southeast Mo. St.	1	2	137 H	Evansville	0	4				
								78 A	Tennessee	3	4	137 H	Evansville	2	10				
								88 A	Jacksonville St.	3	9	137 H	Evansville	6	5				
								88 A	Jacksonville St.	7	5	179 A	Tennessee Tech	5	7				
								88 A	Jacksonville St.	19	13	179 A	Tennessee Tech	6	7				
												179 A	Tennessee Tech	4	7				
												194 A	Lipscomb	2	3				
												194 A	Lipscomb	13	7				
												194 A	Lipscomb	2	4				
												195 H	Murray St.	5	14				
												195 H	Murray St.	8	3				
												195 H	Murray St.	6	8				
												196 A	Belmont	5	6				
												196 A	Belmont	5	6				
												196 A	Belmont	2	1				
												227 N	South Dakota St.	10	1				
												227 N	South Dakota St.	6	4				
												233 A	Dayton	2	5				
												236 H	Ohio	4	10				
												244 H	ETSU	8	17				
												266 A	UT Martin	16	1				
LAST 15 GAMES																			
				179 A	Tennessee Tech	5	7	88 A	Jacksonville St.	3	9								
				179 A	Tennessee Tech	4	7	88 A	Jacksonville St.	19	13								
				179 A	Tennessee Tech	6	7	55 A	Kentucky	5	4								
				195 H	Murray St.	5	14												
				195 H	Murray St.	8	3												

Non-Div. I Games:

Eastern Ky.

Eastern Ky.

195 H Murray St.	6	8
88 A Jacksonville St.	7	5

Through Games Of May 23, 2016

RPI	S	Opponent	Score	
266	A	UT Martin	6	20
266	A	UT Martin	5	4
273	H	Eastern Ill.	7	5
273	H	Eastern Ill.	9	3
273	H	Eastern Ill.	8	7
280	H	SIUE	12	1
280	H	SIUE	3	7
280	H	SIUE	8	4
294	H	UMES	20	2
294	H	UMES	4	5
294	H	UMES	14	3
294	H	UMES	17	1
297	A	Alabama A&M	11	6
297	H	Alabama A&M	1	3

Eastern Ky.

E
a
s
t
e
r
n
K
y
.

E
a
s
t
e
r
n
K
y
.

Average RPI Win: 194		WON-LOST	WINNING	LAST 15	STRENGTH OF		OPP. STRENGTH	TEAM	ADJ		CONF.	ADJ CONF.
Average RPI Loss: 118		RECORD	PCT. RANK	GAMES	SCHEDULE		OF SCHEDULE	RPI	RPI		RPI	RPI
DIV. I ONLY		17-37-0	.31481	268	70		179	212	.46834		17	17
DIV. I NON-CONF.		8-22-0	.26667	267	75		207	232	.45877		18	18
TOTALS		RPI 1-25	RPI 26-50		W-L RECORDS		RPI 51-100		RPI 101-150		RPI 150+	
17-37-0		0-6-0	0-0-0		OVERALL		2-15-0		2-4-0		13-12-0	
11-13-0		0-3-0	0-0-0		HOME		1-5-0		2-1-0		8-4-0	
5-23-0		0-3-0	0-0-0		AWAY		1-10-0		0-3-0		4-7-0	
1-1-0		0-0-0	0-0-0		NEUTRAL		0-0-0		0-0-0		1-1-0	
8-22-0		0-3-0	0-0-0		NON-CONFERENCE		2-12-0		0-0-0		6-7-0	
4-8-0		0-0-0	0-0-0		HOME		1-5-0		0-0-0		3-3-0	
3-13-0		0-3-0	0-0-		AWAY		1-7-0		0-0-0		2-3-0	
1-1-0		0-0-0	0-0-0		NEUTRAL		0-0-0		0-0-0		1-1-0	
9-15-0		0-3-0	0-0-0		CONFERENCE		0-3-0		2-4-0		7-5-0	
7-5-0		0-3-0	0-0-0		HOME		0-0-0		2-1-0		5-1-0	
2-10-0		0-0-0	0-0-0		AWAY		0-3-0		0-3-0		2-4-0	
0-0-0		0-0-0	0-0-0		NEUTRAL		0-0-0		0-0-0		0-0-0	
RPI S	Opponent	Score	RPI S	Opponent	Score	RPI S	Opponent	Score	RPI S	Opponent	Score	
8 A	Vanderbilt	0 12				56 H	Hartford	1 3	123 A	Liberty	8 14	
8 A	Vanderbilt	4 13				56 H	Hartford	0 12	123 A	Liberty	5 11	
13 A	Virginia	3 11				56 H	Hartford	4 2	123 A	Liberty	2 7	
14 H	Coastal Caro.	2 7				65 H	Kent St.	3 8	148 H	Gardner-Webb	4 10	
14 H	Coastal Caro.	4 7				65 H	Kent St.	6 7	148 H	Gardner-Webb	6 4	
14 H	Coastal Caro.	6 13				65 H	Kent St.	0 6	148 H	Gardner-Webb	1 0	
						75 A	West Virginia	2 6	158 H	Campbell	1 5	
						89 A	Mercer	2 9	158 H	Campbell	2 1	
						89 A	Mercer	7 10	158 H	Campbell	6 4	
						89 A	Mercer	7 8	161 A	Longwood	2 3	
						92 A	Ga. Southern	2 3	161 A	Longwood	4 5	
						92 A	Ga. Southern	2 1	161 A	Longwood	6 5	
						92 A	Ga. Southern	3 6	164 A	Winthrop	15 8	
						92 A	Ga. Southern	2 10	164 A	Winthrop	2 3	
						96 A	High Point	0 7	164 A	Winthrop	1 3	
						96 A	High Point	2 7	198 A	Virginia Tech	3 4	
						96 A	High Point	5 9	198 H	Virginia Tech	12 8	
									198 N	Virginia Tech	5 1	
									220 A	USC Upstate	13 2	
									220 A	USC Upstate	7 5	
									244 A	ETSU	5 6	
									244 H	ETSU	6 5	
						285 H	UNC Asheville	7 3	251 A	VMI	3 4	
						285 H	UNC Asheville	8 3	251 H	VMI	7 8	
						285 H	UNC Asheville	6 1	265 N	Lafayette	4 9	
						123 A	Liberty	8 14	275 H	George Mason	0 2	
						123 A	Liberty	2 7	275 H	George Mason	3 9	

Non-Div. I Games:

Radford

123	A	Liberty	5	11
251	A	VMI	3	4

RPI	S	Opponent	Score	
275	H	George Mason	8	7
285	H	UNC Asheville	6	1
285	H	UNC Asheville	8	3
285	H	UNC Asheville	7	3

Radford

R
a
d
f
o
r
d

R
a
d
f
o
r
d

Average RPI Win:	171	WON-LOST	WINNING	LAST 15	STRENGTH OF	OPP. STRENGTH	TEAM	ADJ	CONF.	ADJ CONF.	
Average RPI Loss:	106	RECORD	PCT. RANK	GAMES	SCHEDULE	OF SCHEDULE	RPI	RPI	RPI	RPI	
DIV. I ONLY	17-35-0	.32692	264	7-8-0	119	131	213	.46654	213	10	10
DIV. I NON-CONF.	10-22-0	.3125	249	1-1-0	196	143	243	.45266	242	12	12
<hr/>											
TOTALS	RPI 1-25	RPI 26-50		W-L RECORDS		RPI 51-100		RPI 101-150		RPI 150+	
17-35-0	0-0-0	0-5-0		OVERALL		4-15-0		4-10-0		9-5-0	
6-14-0	0-0-0	0-2-0		HOME		1-3-0		2-7-0		3-2-0	
6-19-0	0-0-0	0-3-0		AWAY		2-10-0		2-3-0		2-3-0	
5-2-0	0-0-0	0-0-0		NEUTRAL		1-2-0		0-0-0		4-0-0	
10-22-0	0-0-0	0-3-0		NON-CONFERENCE		3-10-0		0-5-0		7-4-0	
2-7-0	0-0-0	0-0-0		HOME		1-3-0		0-3-0		1-1-0	
3-13-0	0-0-0	0-0-		AWAY		1-5-0		0-2-0		2-3-0	
5-2-0	0-0-0	0-0-0		NEUTRAL		1-2-0		0-0-0		4-0-0	
7-13-0	0-0-0	0-2-0		CONFERENCE		1-5-0		4-5-0		2-1-0	
4-7-0	0-0-0	0-2-0		HOME		0-0-0		2-4-0		2-1-0	
3-6-0	0-0-0	0-0-0		AWAY		1-5-0		2-1-0		0-0-0	
0-0-0	0-0-0	0-0-0		NEUTRAL		0-0-0		0-0-0		0-0-0	
RPI	S	Opponent	Score	RPI	S	Opponent	Score	RPI	S	Opponent	Score
				27	A	Tulane	0 13	51	A	Illinois	1 7
				27	A	Tulane	3 9	51	H	Illinois	3 8
				27	A	Tulane	2 3	57	N	Ohio St.	5 4
				31	H	Dallas Baptist	2 7	63	A	Indiana St.	5 6
				31	H	Dallas Baptist	1 7	63	A	Indiana St.	5 1
								63	A	Indiana St.	2 3
								77	A	Oregon	5 8
								77	A	Oregon	1 3
								77	A	Oregon	3 2
								77	A	Oregon	2 4
								83	N	Michigan St.	0 15
								87	A	FIU	6 11
								91	N	Indiana	1 14
								95	H	Xavier	5 11
								95	H	Xavier	6 5
								95	H	Xavier	1 12
								98	A	Missouri St.	2 9
								98	A	Missouri St.	5 17
								98	A	Missouri St.	2 5
				LAST 15 GAMES							
				98	A	Missouri St.	2 5	115	H	Bradley	4 3
				98	A	Missouri St.	5 17	115	H	Bradley	3 5
				98	A	Missouri St.	2 9	115	H	Bradley	2 10
				175	H	Wichita St.	8 6				
				175	H	Wichita St.	12 15				
								115	H	Bradley	4 3
								115	H	Bradley	3 5
								115	H	Bradley	2 10
								115	H	Bradley	2 10
								115	H	Bradley	2 10
								115	H	Bradley	2 10
								115	H	Bradley	2 10
								115	H	Bradley	2 10
								115	H	Bradley	2 10
								115	H	Bradley	2 10
								115	H	Bradley	2 10
								115	H	Bradley	2 10
								115	H	Bradley	2 10
								115	H	Bradley	2 10
								115	H	Bradley	2 10
								115	H	Bradley	2 10
								115	H	Bradley	2 10
								115	H	Bradley	2 10
								115	H	Bradley	2 10
								115	H	Bradley	2 10
								115	H	Bradley	2 10
								115	H	Bradley	2 10
								115	H	Bradley	2 10
								115	H	Bradley	2 10
								115	H	Bradley	2 10
								115	H	Bradley	2 10
								115	H	Bradley	2 10
								115	H	Bradley	2 10
								115	H	Bradley	2 10
								115	H	Bradley	2 10
								115	H	Bradley	2 10
								115	H	Bradley	2 10
								115	H	Bradley	2 10
								115	H	Bradley	2 10
								115	H	Bradley	2 10
								115	H	Bradley	2 10
								115	H	Bradley	2 10
								115	H	Bradley	2 10
								115	H	Bradley	2 10
								115	H	Bradley	2 10
								115	H	Bradley	2 10
								115	H	Bradley	2 10
								115	H	Bradley	2 10
								115	H	Bradley	2 10
								115	H	Bradley	2 10
								115			

Non-Div. I Games:

Illinois St.

Illinois St.

175	H	Wichita St.	6	4
134	A	Milwaukee	3	4

Through Games Of May 23, 2016

RPI	S	Opponent	Score	
280	A	SIUE	9	3

Illinois St.

I
l
l
i
n
o
i
s
s
t
.

I
l
l
i
n
o
i
s
s
t
.

Average RPI Win:	224	WON-LOST RECORD	WINNING PCT. RANK	LAST 15 GAMES	STRENGTH OF SCHEDULE	OPP. STRENGTH OF SCHEDULE	TEAM RPI	ADJ RPI	CONF. RPI	ADJ CONF. RPI	
Average RPI Loss:	184										
DIV. I ONLY		27-24-0	.52941 126	11-3-0	292	220	214	.46648 214	22	22	
DIV. I NON-CONF.		13-8-0	.61905 75	2-0-0	300	261	210	.47123 210	23	23	
<hr/>											
TOTALS	RPI 1-25	RPI 26-50		W-L RECORDS		RPI 51-100		RPI 101-150		RPI 150+	
27-24-0	0-0-0	0-0-0		OVERALL		2-4-0		3-1-0		22-19-0	
10-7-0	0-0-0	0-0-0		HOME		1-2-0		0-0-0		9-5-0	
17-17-0	0-0-0	0-0-0		AWAY		1-2-0		3-1-0		13-14-0	
0-0-0	0-0-0	0-0-0		NEUTRAL		0-0-0		0-0-0		0-0-0	
<hr/>											
13-8-0	0-0-0	0-0-0		NON-CONFERENCE		0-0-0		3-1-0		10-7-0	
2-0-0	0-0-0	0-0-0		HOME		0-0-0		0-0-0		2-0-0	
11-8-0	0-0-0	0-0-		AWAY		0-0-0		3-1-0		8-7-0	
0-0-0	0-0-0	0-0-0		NEUTRAL		0-0-0		0-0-0		0-0-0	
<hr/>											
14-16-0	0-0-0	0-0-0		CONFERENCE		2-4-0		0-0-0		12-12-0	
8-7-0	0-0-0	0-0-0		HOME		1-2-0		0-0-0		7-5-0	
6-9-0	0-0-0	0-0-0		AWAY		1-2-0		0-0-0		5-7-0	
0-0-0	0-0-0	0-0-0		NEUTRAL		0-0-0		0-0-0		0-0-0	
<hr/>											
RPI S	Opponent	Score	RPI S	Opponent	Score	RPI S	Opponent	Score	RPI S	Opponent	Score
						59 A	Oral Roberts	6 3	121 A	Little Rock	6 8
						59 A	Oral Roberts	0 15	121 A	Little Rock	9 6
						59 A	Oral Roberts	2 5	121 A	Little Rock	9 7
						59 H	Oral Roberts	4 10	121 A	Little Rock	4 2
						59 H	Oral Roberts	4 2	162 A	Omaha	5 9
						59 H	Oral Roberts	6 14	162 A	Omaha	7 14
									162 A	Omaha	0 7
									162 H	Omaha	2 3
									162 H	Omaha	2 0
									162 H	Omaha	1 3
									193 A	North Dakota St.	5 15
									193 A	North Dakota St.	1 7
									193 A	North Dakota St.	6 12
									193 H	North Dakota St.	3 1
						193 H	North Dakota St.	2 1			
						193 H	North Dakota St.	3 2			
						195 A	Murray St.	4 9			
						227 A	South Dakota St.	18 7			
						227 A	South Dakota St.	12 13			
						227 A	South Dakota St.	7 5			
			227 H	South Dakota St.	5 18						
			LAST 15 GAMES			227 H	South Dakota St.	3 9			
			267 H	Western Ill.	6 3	227 H	South Dakota St.	6 10			
			267 H	Western Ill.	2 0	236 A	Ohio	7 1			
			267 H	Western Ill.	4 3	227 A	South Dakota St.	7 5			
			271 H	Purdue	6 5	236 A	Ohio	0 5			
			193 H	North Dakota St.	2 1	236 A	Ohio	2 7			
						266 A	UT Martin	2 3			

193	H	North Dakota St.	3	2
193	H	North Dakota St.	3	1

RPI	S	Opponent	Score	
266	A	UT Martin	6	5
266	A	UT Martin	7	12
266	A	UT Martin	4	2
267	A	Western Ill.	9	1
267	A	Western Ill.	11	5
267	A	Western Ill.	8	1
267	H	Western Ill.	2	0
267	H	Western Ill.	6	3
267	H	Western Ill.	4	3
271	A	Purdue	4	3
271	H	Purdue	6	5
276	A	Butler	1	4
276	H	Butler	1	0
293	A	Chicago St.	5	4
297	A	Alabama A&M	7	6
297	A	Alabama A&M	8	1
297	A	Alabama A&M	4	6
297	A	Alabama A&M	9	7

I
P
F
W

I
P
F
W

Average RPI Win: 208		WON-LOST	WINNING	LAST 15	STRENGTH OF		OPP. STRENGTH	TEAM	ADJ	CONF.	ADJ CONF.
Average RPI Loss: 78		RECORD	PCT. RANK	GAMES	SCHEDULE		OF SCHEDULE	RPI	RPI	RPI	RPI
DIV. I ONLY		15-35-0	.3	274	55		133	215	.46542	215	12
DIV. I NON-CONF.		7-11-0	.38889	216	8		174	139	.50305	139	10
TOTALS		RPI 1-25	RPI 26-50		W-L RECORDS		RPI 51-100		RPI 101-150		RPI 150+
15-35-0		0-4-0	1-13-0		OVERALL		1-6-0		0-6-0		13-6-0
11-17-0		0-1-0	1-3-0		HOME		1-5-0		0-3-0		9-5-0
4-17-0		0-2-0	0-10-0		AWAY		0-1-0		0-3-0		4-1-0
0-1-0		0-1-0	0-0-0		NEUTRAL		0-0-0		0-0-0		0-0-0
7-11-0		0-4-0	1-4-0		NON-CONFERENCE		0-1-0		0-0-0		6-2-0
7-3-0		0-1-0	1-0-0		HOME		0-0-0		0-0-0		6-2-0
0-7-0		0-2-0	0-0-0		AWAY		0-1-0		0-0-0		0-0-0
0-1-0		0-1-0	0-0-0		NEUTRAL		0-0-0		0-0-0		0-0-0
8-24-0		0-0-0	0-9-0		CONFERENCE		1-5-0		0-6-0		7-4-0
4-14-0		0-0-0	0-3-0		HOME		1-5-0		0-3-0		3-3-0
4-10-0		0-0-0	0-6-0		AWAY		0-0-0		0-3-0		4-1-0
0-0-0		0-0-0	0-0-0		NEUTRAL		0-0-0		0-0-0		0-0-0
RPI S	Opponent	Score	RPI S	Opponent	Score	RPI S	Opponent	Score	RPI S	Opponent	Score
4 A	Texas A&M	4 10	28 A	Oklahoma St.	2 8	66 H	Lamar	5 7	106 A	McNeese St.	3 4
12 H	Texas Tech	2 7	28 A	Oklahoma St.	0 16	66 H	Lamar	6 16	106 A	McNeese St.	0 3
12 N	Texas Tech	4 5	28 A	Oklahoma St.	4 8	66 H	Lamar	5 8	106 A	McNeese St.	6 10
17 A	TCU	4 6	31 A	Dallas Baptist	2 3	69 A	Oklahoma	1 7	111 H	SFA	2 7
			31 H	Dallas Baptist	3 2	80 H	New Orleans	4 6	111 H	SFA	2 11
			40 A	Northwestern St.	0 2	80 H	New Orleans	0 1	111 H	SFA	4 13
			40 A	Northwestern St.	3 4	80 H	New Orleans	6 1	167 H	Northeastern	3 4
			40 A	Northwestern St.	9 10				167 H	Northeastern	4 3
			43 A	Sam Houston St.	1 3				167 H	Northeastern	1 0
			43 A	Sam Houston St.	3 6				167 H	Northeastern	2 3
			43 A	Sam Houston St.	1 2				177 A	Nicholls St.	5 3
			45 H	Southeastern La.	2 10				177 A	Nicholls St.	5 4
			45 H	Southeastern La.	7 9				177 A	Nicholls St.	2 4
			45 H	Southeastern La.	3 4				191 H	Houston Baptist	2 3
									191 H	Houston Baptist	9 0
									191 H	Houston Baptist	1 4
									226 H	A&M-Corpus Christi	4 0
									226 H	A&M-Corpus Christi	4 0
									226 H	A&M-Corpus Christi	4 11
									274 A	Incarnate Word	2 1
									274 A	Incarnate Word	1 0
									281 H	UTRGV	3 1
									281 H	UTRGV	5 2
									281 H	UTRGV	7 2
									281 H	UTRGV	6 5
			LAST 15 GAMES								
			40 A	Northwestern St.	3 4	80 H	New Orleans	4 6			
			40 A	Northwestern St.	9 10	80 H	New Orleans	0 1			
			40 A	Northwestern St.	0 2	80 H	New Orleans	6 1			
			31 A	Dallas Baptist	2 3						
			274 A	Incarnate Word	1 0						

Non-Div. I Games: Tex. Permian Basin 10 0

Abilene Christian

274	A	Incarnate Word	2	1
12	H	Texas Tech	2	7

A
b
i
l
e
n
e
C
h
r
i
s
t
i
a
n

A
b
i
l
e
n
e
C
h
r
i
s
t
i
a
n

Average RPI Win:	206	WON-LOST RECORD	WINNING PCT. RANK	LAST 15 GAMES	STRENGTH OF SCHEDULE	OPP. STRENGTH OF SCHEDULE	TEAM RPI	ADJ RPI	CONF. RPI	ADJ CONF. RPI	
Average RPI Loss:	180										
DIV. I ONLY	21-31-0	.40385	220	6-9-0	241	253	216	.46532	216	29	29
DIV. I NON-CONF.	11-17-0	.39286	213	1-1-0	214	164	162	.49117	162	28	27
<hr/>											
TOTALS	RPI 1-25	RPI 26-50		W-L RECORDS		RPI 51-100		RPI 101-150		RPI 150+	
21-31-0	0-0-0	0-0-0		OVERALL		2-3-0		2-6-0		17-22-0	
6-7-0	0-0-0	0-0-0		HOME		0-1-0		0-0-0		6-6-0	
14-23-0	0-0-0	0-0-0		AWAY		2-2-0		2-6-0		10-15-0	
1-1-0	0-0-0	0-0-0		NEUTRAL		0-0-0		0-0-0		1-1-0	
11-17-0	0-0-0	0-0-0		NON-CONFERENCE		2-3-0		2-6-0		7-8-0	
1-2-0	0-0-0	0-0-0		HOME		0-1-0		0-0-0		1-1-0	
10-15-0	0-0-0	0-0-		AWAY		2-2-0		2-6-0		6-7-0	
0-0-0	0-0-0	0-0-0		NEUTRAL		0-0-0		0-0-0		0-0-0	
10-14-0	0-0-0	0-0-0		CONFERENCE		0-0-0		0-0-0		10-14-0	
5-5-0	0-0-0	0-0-0		HOME		0-0-0		0-0-0		5-5-0	
4-8-0	0-0-0	0-0-0		AWAY		0-0-0		0-0-0		4-8-0	
1-1-0	0-0-0	0-0-0		NEUTRAL		0-0-0		0-0-0		1-1-0	
RPI	S	Opponent	Score	RPI	S	Opponent	Score	RPI	S	Opponent	Score
						54 A North Florida	3 0	114 A FGCU		4 8	
						54 A North Florida	8 12	114 A FGCU		3 10	
						54 A North Florida	5 6	114 A FGCU		10 9	
						56 A Hartford	7 5	114 A FGCU		4 10	
						56 H Hartford	5 11	127 A Rhode Island		2 1	
								132 A Seton Hall		1 5	
								132 A Seton Hall		1 4	
								132 A Seton Hall		2 14	
								167 A Northeastern		9 12	
								168 H Monmouth		0 4	
								168 H Monmouth		1 5	
								168 H Monmouth		3 5	
								170 A Bethune-Cookman		3 8	
								192 A Canisius		7 4	
								192 A Canisius		5 13	
								192 A Canisius		5 1	
								197 A Fairfield		4 8	
								197 A Fairfield		5 4	
								197 A Fairfield		2 6	
								198 A Virginia Tech		4 2	
								198 A Virginia Tech		4 13	
								198 A Virginia Tech		3 4	
								198 A Virginia Tech		2 5	
								203 A Central Conn. St.		9 5	
								208 H Yale		6 8	
								209 A Albany (NY)		14 24	
								218 H Manhattan		11 17	

Non-Div. I Games:

Quinnipiac

192 A Canisius	5	1
269 N Rider	9	8

RPI	S	Opponent	Score	
218	H	Manhattan	5	3
218	H	Manhattan	10	4
224	A	Dartmouth	5	4
237	A	Appalachian St.	3	2
237	A	Appalachian St.	7	2
237	A	Appalachian St.	4	3
237	A	Appalachian St.	7	10
247	A	Marist	2	5
247	A	Marist	2	4
247	A	Marist	0	6
248	A	Siena	2	3
248	A	Siena	7	8
248	A	Siena	7	0
252	H	Massachusetts	7	0
269	H	Rider	1	3
269	N	Rider	2	5
269	N	Rider	9	8
284	H	Iona	2	0
284	H	Iona	4	3
284	H	Iona	3	2

Quinnipiac

Q
u
i
n
n
i
p
i
a
c

Q
u
i
n
n
i
p
i
a
c

Average RPI Win: 198		WON-LOST	WINNING	LAST 15	STRENGTH OF		OPP. STRENGTH	TEAM	ADJ	CONF.	ADJ CONF.
Average RPI Loss: 150		RECORD	PCT. RANK	GAMES	SCHEDULE		OF SCHEDULE	RPI	RPI	RPI	RPI
DIV. I ONLY		20-32-0	.38462	229	3-12-0		158	254	217	.46528	217
DIV. I NON-CONF.		15-13-0	.53571	127	3-3-0		202	279	149	.49819	149
TOTALS		RPI 1-25	RPI 26-50		W-L RECORDS		RPI 51-100		RPI 101-150		RPI 150+
20-32-0		0-2-0	0-2-0		OVERALL		1-5-0		3-3-0		16-20-0
8-14-0		0-0-0	0-2-0		HOME		1-2-0		2-1-0		5-9-0
9-17-0		0-2-0	0-0-0		AWAY		0-3-0		1-1-0		8-11-0
3-1-0		0-0-0	0-0-0		NEUTRAL		0-0-0		0-1-0		3-0-0
15-13-0		0-2-0	0-2-0		NON-CONFERENCE		0-0-0		1-2-0		14-7-0
4-6-0		0-0-0	0-2-0		HOME		0-0-0		0-0-0		4-4-0
8-6-0		0-2-0	0-0-		AWAY		0-0-0		1-1-0		7-3-0
3-1-0		0-0-0	0-0-0		NEUTRAL		0-0-0		0-1-0		3-0-0
5-19-0		0-0-0	0-0-0		CONFERENCE		1-5-0		2-1-0		2-13-0
4-8-0		0-0-0	0-0-0		HOME		1-2-0		2-1-0		1-5-0
1-11-0		0-0-0	0-0-0		AWAY		0-3-0		0-0-0		1-8-0
0-0-0		0-0-0	0-0-0		NEUTRAL		0-0-0		0-0-0		0-0-0
RPI S	Opponent	Score	RPI S	Opponent	Score	RPI S	Opponent	Score	RPI S	Opponent	Score
11 A	Mississippi St.	2 4	32 H	Bryant	4 15	56 A	Hartford	10 14	131 H	Binghamton	8 7
11 A	Mississippi St.	2 4	50 H	UConn	2 4	56 A	Hartford	6 23	131 H	Binghamton	0 5
						56 A	Hartford	4 17	131 H	Binghamton	2 1
						56 H	Hartford	6 5	138 N	San Francisco	1 8
						56 H	Hartford	3 4	149 A	Delaware	2 4
						56 H	Hartford	0 6	149 A	Delaware	5 3
									157 A	UMBC	3 4
									157 A	UMBC	5 10
									157 A	UMBC	0 1
									157 H	UMBC	6 7
									157 H	UMBC	3 7
									157 H	UMBC	1 2
									159 A	Holy Cross	5 2
									167 H	Northeastern	2 7
									168 A	Monmouth	4 5
									168 A	Monmouth	10 7
									171 A	Stony Brook	2 1
									171 A	Stony Brook	3 5
									171 A	Stony Brook	0 5
									177 N	Nicholls St.	11 2
									177 N	Nicholls St.	9 6
									183 A	Santa Clara	1 7
									183 A	Santa Clara	3 0
									183 A	Santa Clara	4 3
									209 H	Albany (NY)	2 4
									209 H	Albany (NY)	2 5
									209 H	Albany (NY)	6 1
LAST 15 GAMES			168 A	Monmouth	10 7	252 H	Massachusetts	7 3	183 A	Santa Clara	3 0
			168 A	Monmouth	4 5	167 H	Northeastern	2 7	183 A	Santa Clara	4 3
			248 H	Siena	9 4	157 H	UMBC	6 7	209 H	Albany (NY)	2 4
			32 H	Bryant	4 15				209 H	Albany (NY)	2 5
			56 A	Hartford	4 17				209 H	Albany (NY)	6 1

Non-Div. I Games:

UMass Lowell

56	A	Hartford	10	14
56	A	Hartford	6	23

RPI	S	Opponent	Score	
224	A	Dartmouth	11	6
239	H	Harvard	4	9
240	A	Brown	9	8
246	A	Maine	4	7
246	A	Maine	1	8
246	A	Maine	0	1
247	A	Marist	3	6
248	H	Siena	9	4
252	H	Massachusetts	7	3
253	A	Army West Point	7	5
279	H	NYIT	2	8
279	H	NYIT	6	4
279	H	NYIT	8	0
279	H	NYIT	1	7
291	N	Delaware St.	3	0

Average RPI Win: 236		WON-LOST RECORD		WINNING PCT. RANK		LAST 15 GAMES		STRENGTH OF SCHEDULE		OPP. STRENGTH OF SCHEDULE		TEAM RPI		ADJ RPI		CONF. RPI		ADJ CONF. RPI			
DIV. I ONLY		22-29-0		.43137 208		10-5-0		236		264		218		.46481 218		29		29			
DIV. I NON-CONF.		9-18-0		.33333 239		1-2-0		122		190		202		.47493 202		28		27			
TOTALS		RPI 1-25		RPI 26-50		W-L RECORDS		RPI 51-100		RPI 101-150		RPI 150+									
22-29-0		0-3-0		0-0-0		OVERALL		1-5-0		1-3-0		20-18-0									
10-8-0		0-0-0		0-0-0		HOME		0-1-0		0-0-0		10-7-0									
11-20-0		0-3-0		0-0-0		AWAY		1-3-0		0-3-0		10-9-0									
1-1-0		0-0-0		0-0-0		NEUTRAL		0-0-0		1-0-0		0-1-0									
9-18-0		0-3-0		0-0-0		NON-CONFERENCE		1-5-0		1-3-0		7-7-0									
4-3-0		0-0-0		0-0-0		HOME		0-1-0		0-0-0		4-2-0									
4-14-0		0-3-0		0-0-		AWAY		1-4-0		0-3-0		3-4-0									
1-1-0		0-0-0		0-0-0		NEUTRAL		0-0-0		1-0-0		0-1-0									
13-11-0		0-0-0		0-0-0		CONFERENCE		0-0-0		0-0-0		13-11-0									
6-5-0		0-0-0		0-0-0		HOME		0-0-0		0-0-0		6-5-0									
7-6-0		0-0-0		0-0-0		AWAY		0-0-0		0-0-0		7-6-0									
0-0-0		0-0-0		0-0-0		NEUTRAL		0-0-0		0-0-0		0-0-0									
RPI S	Opponent		Score		RPI S	Opponent		Score		RPI S	Opponent		Score		RPI S	Opponent		Score			
3	A	Miami (FL)	0	10						56	H	Hartford	3	8	132	A	Seton Hall	0	2		
3	A	Miami (FL)	4	7						76	A	Old Dominion	5	6	132	A	Seton Hall	2	3		
3	A	Miami (FL)	4	14						87	A	FIU	4	8	132	A	Seton Hall	0	5		
										87	A	FIU	2	5	149	N	Delaware	10	2		
										87	A	FIU	0	6	168	A	Monmouth	3	7		
										87	A	FIU	7	6	168	H	Monmouth	4	5		
															168	H	Monmouth	6	5		
															171	A	Stony Brook	2	8		
															178	A	Columbia	12	14		
															192	H	Canisius	0	3		
															192	H	Canisius	2	4		
															192	H	Canisius	4	3		
															197	H	Fairfield	4	7		
															197	H	Fairfield	2	1		
															197	H	Fairfield	5	0		
															198	N	Virginia Tech	7	12		
															205	A	Fordham	3	12		
															205	H	Fordham	7	5		
															209	H	Albany (NY)	9	21		
															216	A	Quinnipiac	3	5		
															216	A	Quinnipiac	4	10		
															216	A	Quinnipiac	17	11		
															245	A	Lehigh	2	0		
															245	H	Lehigh	4	6		
															245	H	Lehigh	10	2		
															247	A	Marist	8	2		
															247	A	Marist	2	14		
LAST 15 GAMES				284 H Iona				3	5	268 A Niagara				3	1	245 A Lehigh				2	0
				284 H Iona				11	6	268 A Niagara				3	2	245 H Lehigh				4	6
				284 H Iona				9	1	209 H Albany (NY)				9	21	245 H Lehigh				10	2
				295 A Saint Peter's				7	2							247 A Marist				8	2
				295 A Saint Peter's				16	8							247 A Marist				2	14

Non-Div. I Games:

Manhattan

295	A	Saint Peter's	3	2
268	A	Niagara	4	5

RPI	S	Opponent	Score	
247	A	Marist	7	13
250	A	Hofstra	4	14
250	H	Hofstra	5	1
253	A	Army West Point	3	2
268	A	Niagara	3	1
268	A	Niagara	4	5
268	A	Niagara	3	2
279	A	NYIT	6	4
279	H	NYIT	7	6
284	H	Iona	11	6
284	H	Iona	9	1
284	H	Iona	3	5
295	A	Saint Peter's	3	2
295	A	Saint Peter's	16	8
295	A	Saint Peter's	7	2

M
a
n
h
a
t
t
a
n

M
a
n
h
a
t
t
a
n

Average RPI Win:	163	WON-LOST RECORD	WINNING PCT. RANK	LAST 15 GAMES	STRENGTH OF SCHEDULE	OPP. STRENGTH OF SCHEDULE	TEAM RPI	ADJ RPI	CONF. RPI	ADJ CONF. RPI										
DIV. I ONLY		19-37-0	.33929	256	5-10-0	133	67	219	.46398	219	6	6								
DIV. I NON-CONF.		10-22-0	.3125	249	1-2-0	212	110	261	.43817	261	6	6								
<hr/>																				
TOTALS	RPI 1-25	RPI 26-50		W-L RECORDS		RPI 51-100		RPI 101-150		RPI 150+										
19-37-0	1-5-0	2-4-0		OVERALL		3-9-0		4-12-0		9-7-0										
10-17-0	1-3-0	1-2-0		HOME		0-3-0		2-7-0		6-2-0										
7-17-0	0-2-0	1-2-0		AWAY		2-4-0		2-5-0		2-4-0										
2-3-0	0-0-0	0-0-0		NEUTRAL		1-2-0		0-0-0		1-1-0										
<hr/>																				
10-22-0	0-3-0	0-0-0		NON-CONFERENCE		2-7-0		1-6-0		7-6-0										
6-9-0	0-1-0	0-0-0		HOME		0-3-0		0-3-0		6-2-0										
2-10-0	0-2-0	0-0-		AWAY		1-2-0		1-3-0		0-3-0										
2-3-0	0-0-0	0-0-0		NEUTRAL		1-2-0		0-0-0		1-1-0										
<hr/>																				
9-15-0	1-2-0	2-4-0		CONFERENCE		1-2-0		3-6-0		2-1-0										
4-8-0	1-2-0	1-2-0		HOME		0-0-0		2-4-0		0-0-0										
5-7-0	0-0-0	1-2-0		AWAY		1-2-0		1-2-0		2-1-0										
0-0-0	0-0-0	0-0-0		NEUTRAL		0-0-0		0-0-0		0-0-0										
<hr/>																				
RPI S	Opponent	Score		RPI S	Opponent	Score		RPI S	Opponent	Score										
6 A	Ole Miss	7	9	27 A	Tulane	8	1	71 A	Houston	12	4	104 H	Austin Peay	7	9					
6 H	Ole Miss	0	7	27 A	Tulane	0	1	71 A	Houston	2	3	107 A	Cincinnati	0	1					
11 A	Mississippi St.	1	11	27 A	Tulane	5	9	71 A	Houston	2	6	107 A	Cincinnati	4	16					
24 H	East Carolina	6	5	50 H	UConn	1	10	78 N	Tennessee	2	5	107 A	Cincinnati	6	2					
24 H	East Carolina	2	8	50 H	UConn	9	11	78 N	Tennessee	4	8	107 H	Cincinnati	3	4					
24 H	East Carolina	1	8	50 H	UConn	3	2	78 N	Tennessee	13	8	107 H	Cincinnati	5	3					
								92 A	Ga. Southern	0	5	107 H	Cincinnati	2	4					
								92 A	Ga. Southern	2	3	117 H	Arkansas	4	12					
								92 A	Ga. Southern	6	4	119 A	Arkansas St.	3	4					
								98 H	Missouri St.	7	8	119 H	Arkansas St.	5	11					
								98 H	Missouri St.	4	6	122 A	Southern Ill.	3	5					
								98 H	Missouri St.	4	7	122 A	Southern Ill.	7	4					
												122 A	Southern Ill.	5	11					
												141 H	UCF	2	9					
												141 H	UCF	1	7					
												141 H	UCF	6	1					
												160 A	Middle Tenn.	2	8					
												160 N	Middle Tenn.	1	3					
												174 A	South Fla.	4	3					
												174 A	South Fla.	8	3					
												174 A	South Fla.	5	7					
												195 A	Murray St.	6	10					
												196 A	Belmont	6	12					
												196 H	Belmont	7	8					
												266 N	UT Martin	7	4					
												272 H	Ark.-Pine Bluff	6	5					
												273 H	Eastern Ill.	9	10					
<hr/>																				
				LAST 15 GAMES																
				107 H Cincinnati				3	4	119 A Arkansas St.				3	4	196 A Belmont		6	12	
				107 H Cincinnati				5	3	71 A Houston				2	6	196 H Belmont		7	8	
				107 H Cincinnati				2	4	71 A Houston				2	3	266 N UT Martin		7	4	
				266 N UT Martin				7	4									272 H Ark.-Pine Bluff	6	5
				27 A Tulane				5	9									273 H Eastern Ill.	9	10

Non-Div. I Games:

Memphis

27	A	Tulane	8	1
27	A	Tulane	0	1

RPI	S	Opponent	Score	
273	H	Eastern Ill.	2	1
273	H	Eastern Ill.	23	0
280	H	SIUE	4	2
280	H	SIUE	4	0
280	H	SIUE	11	5

M
e
m
p
h
i
s

M
e
m
p
h
i
s

Memphis

Average RPI Win:		195	WON-LOST RECORD		WINNING PCT. RANK	LAST 15 GAMES		STRENGTH OF SCHEDULE		OPP. STRENGTH OF SCHEDULE	TEAM RPI	ADJ RPI	CONF. RPI	ADJ CONF. RPI
Average RPI Loss:		136												
DIV. I ONLY			22-30-0		.42308	212		198		152	221	.46284	220	15
DIV. I NON-CONF.			17-15-0		.53125	129		247		170	201	.47538	201	17
TOTALS		RPI 1-25	RPI 26-50		W-L RECORDS		RPI 51-100		RPI 101-150		RPI 150+			
22-30-0		0-2-0	0-0-0		OVERALL		2-10-0		6-2-0		14-16-0			
17-13-0		0-1-0	0-0-0		HOME		2-4-0		4-2-0		11-6-0			
5-17-0		0-1-0	0-0-0		AWAY		0-6-0		2-0-0		3-10-0			
0-0-0		0-0-0	0-0-0		NEUTRAL		0-0-0		0-0-0		0-0-0			
17-15-0		0-2-0	0-0-0		NON-CONFERENCE		0-6-0		4-1-0		13-6-0			
13-8-0		0-1-0	0-0-0		HOME		0-3-0		2-1-0		11-3-0			
4-7-0		0-1-0	0-0-		AWAY		0-3-0		2-0-0		2-3-0			
0-0-0		0-0-0	0-0-0		NEUTRAL		0-0-0		0-0-0		0-0-0			
5-15-0		0-0-0	0-0-0		CONFERENCE		2-4-0		2-1-0		1-10-0			
4-5-0		0-0-0	0-0-0		HOME		2-1-0		2-1-0		0-3-0			
1-10-0		0-0-0	0-0-0		AWAY		0-3-0		0-0-0		1-7-0			
0-0-0		0-0-0	0-0-0		NEUTRAL		0-0-0		0-0-0		0-0-0			
RPI S	Opponent	Score	RPI S	Opponent	Score	RPI S	Opponent	Score	RPI S	Opponent	Score	RPI S	Opponent	Score
5 A	South Carolina	1 4				54 A	North Florida	3 10	114 H	FGCU	21 18			
5 H	South Carolina	6 12				54 A	North Florida	6 13	114 H	FGCU	7 3			
						54 A	North Florida	4 15	114 H	FGCU	13 15			
						55 A	Kentucky	0 3	132 A	Furman	11 3			
						55 A	Kentucky	3 5	132 H	Furman	8 2			
						55 A	Kentucky	1 3	137 H	Evansville	2 5			
						73 H	Jacksonville	4 3	148 A	Gardner-Webb	3 0			
						73 H	Jacksonville	3 2	148 H	Gardner-Webb	7 4			
						73 H	Jacksonville	3 12	153 H	Kennesaw St.	5 6			
						95 H	Xavier	7 8	153 H	Kennesaw St.	6 8			
						95 H	Xavier	2 3	153 H	Kennesaw St.	9 14			
						95 H	Xavier	1 6	168 H	Monmouth	7 1			
									171 H	Stony Brook	8 6			
									173 A	Stetson	3 9			
									173 A	Stetson	5 9			
									173 A	Stetson	2 9			
									182 A	Wofford	3 6			
									182 H	Wofford	2 0			
									194 A	Lipscomb	6 7			
									194 A	Lipscomb	4 5			
									194 A	Lipscomb	7 6			
									200 A	Presbyterian	1 3			
									200 H	Presbyterian	5 6			
									212 H	Radford	2 13			
									212 H	Radford	5 7			
									233 H	Dayton	6 4			
									238 A	Charleston So.	1 3			
			LAST 15 GAMES											
			73 H	Jacksonville	3 12	114 H	FGCU	13 15						
			73 H	Jacksonville	3 2	114 H	FGCU	21 18						
			73 H	Jacksonville	4 3	114 H	FGCU	7 3						
			200 A	Presbyterian	1 3									
			54 A	North Florida	6 13									

Non-Div. I Games:

USC Upstate

54	A	North Florida	3	10
54	A	North Florida	4	15

RPI	S	Opponent	Score	
238	H	Charleston So.	11	6
260	A	The Citadel	7	1
260	H	The Citadel	14	1
263	A	NJIT	2	4
263	A	NJIT	6	8
265	H	Lafayette	8	7
265	H	Lafayette	8	4
269	H	Rider	10	3
275	H	George Mason	5	4
285	A	UNC Asheville	9	3
285	H	UNC Asheville	9	3

Pacific

Pacific

120	H	San Diego	2	8
120	H	San Diego	4	3

RPI	S	Opponent	Score	
255	H	Northwestern	1	3
255	H	Northwestern	5	14
255	H	Northwestern	7	3
255	H	Northwestern	7	3
262	H	Northern Colo.	4	3
262	H	Northern Colo.	8	5
262	H	Northern Colo.	1	8

Pacific

P
a
c
i
f
i
c

P
a
c
i
f
i
c

Average RPI Win:	196	WON-LOST RECORD	WINNING PCT. RANK	LAST 15 GAMES	STRENGTH OF SCHEDULE	OPP. STRENGTH OF SCHEDULE	TEAM RPI	ADJ RPI	CONF. RPI	ADJ CONF. RPI	
DIV. I ONLY		20-35-0	.36364 241	6-9-0	155	218	223	.46248 222	14	14	
DIV. I NON-CONF.		10-21-0	.32258 245	1-1-0	169	286	244	.45104 244	15	15	
<hr/>											
TOTALS	RPI 1-25	RPI 26-50		W-L RECORDS		RPI 51-100		RPI 101-150		RPI 150+	
20-35-0	0-2-0	0-4-0		OVERALL		2-1-0		3-10-0		15-18-0	
12-10-0	0-0-0	0-0-0		HOME		2-1-0		2-5-0		8-4-0	
6-25-0	0-2-0	0-4-0		AWAY		0-0-0		1-5-0		5-14-0	
2-0-0	0-0-0	0-0-0		NEUTRAL		0-0-0		0-0-0		2-0-0	
10-21-0	0-2-0	0-1-0		NON-CONFERENCE		0-0-0		1-6-0		9-12-0	
4-6-0	0-0-0	0-0-0		HOME		0-0-0		1-3-0		3-3-0	
4-15-0	0-2-0	0-0-		AWAY		0-0-0		0-3-0		4-9-0	
2-0-0	0-0-0	0-0-0		NEUTRAL		0-0-0		0-0-0		2-0-0	
10-14-0	0-0-0	0-3-0		CONFERENCE		2-1-0		2-4-0		6-6-0	
8-4-0	0-0-0	0-0-0		HOME		2-1-0		1-2-0		5-1-0	
2-10-0	0-0-0	0-3-0		AWAY		0-0-0		1-2-0		1-5-0	
0-0-0	0-0-0	0-0-0		NEUTRAL		0-0-0		0-0-0		0-0-0	
RPI S	Opponent	Score	RPI S	Opponent	Score	RPI S	Opponent	Score	RPI S	Opponent	Score
13 A	Virginia	8 10	26 A	Wake Forest	4 8	62 H	Col. of Charleston	4 3	126 A	William & Mary	1 9
13 A	Virginia	3 4	29 A	UNCW	2 6	62 H	Col. of Charleston	7 4	126 A	William & Mary	7 8
			29 A	UNCW	4 11	62 H	Col. of Charleston	4 9	126 A	William & Mary	9 1
			29 A	UNCW	2 7				127 H	Rhode Island	4 9
									127 H	Rhode Island	7 1
									127 H	Rhode Island	2 7
									142 H	Navy	5 6
									145 A	New Mexico St.	8 9
									145 A	New Mexico St.	3 17
									145 A	New Mexico St.	5 8
									149 H	Delaware	10 9
									149 H	Delaware	6 9
									149 H	Delaware	1 6
									153 A	Kennesaw St.	6 5
									153 A	Kennesaw St.	7 6
									153 A	Kennesaw St.	8 11
									157 A	UMBC	3 12
									157 H	UMBC	3 4
									167 A	Northeastern	2 3
									167 A	Northeastern	7 4
									167 A	Northeastern	0 4
			LAST 15 GAMES						181 H	James Madison	3 2
			167 A	Northeastern	7 4	126 A	William & Mary	1 9	181 H	James Madison	8 4
			167 A	Northeastern	2 3	126 A	William & Mary	9 1	181 H	James Madison	6 4
			167 A	Northeastern	0 4	126 A	William & Mary	7 8	190 N	Richmond	3 2
			275 H	George Mason	10 11				200 A	Presbyterian	5 7
			149 H	Delaware	1 6				200 A	Presbyterian	2 6

Non-Div. I Games:

Towson

149 H Delaware	6	9
149 H Delaware	10	9

RPI	S	Opponent	Score	
200	A	Presbyterian	5	11
204	A	Elon	2	5
204	A	Elon	8	9
204	A	Elon	6	7
207	A	George Washington	2	7
207	H	George Washington	2	10
239	N	Harvard	6	5
250	H	Hofstra	4	2
250	H	Hofstra	3	7
250	H	Hofstra	15	4
270	A	Norfolk St.	7	13
270	A	Norfolk St.	6	3
270	A	Norfolk St.	7	12
275	A	George Mason	3	10
275	H	George Mason	10	11
289	H	Mt. St. Mary's	8	7
291	A	Delaware St.	8	1
291	H	Delaware St.	18	4
299	H	Coppin St.	8	7

Towson

T
O
W
S
O
N

T
O
W
S
O
N

Average RPI Win:	238	WON-LOST RECORD	WINNING PCT. RANK	LAST 15 GAMES	STRENGTH OF SCHEDULE	OPP. STRENGTH OF SCHEDULE	TEAM RPI	ADJ RPI	CONF. RPI	ADJ CONF. RPI	
Average RPI Loss:	192										
DIV. I ONLY	26-22-1	.54082	117	9-6-0	287	252	224	.46212	223	24	24
DIV. I NON-CONF.	15-9-1	.62	74	2-1-0	298	271	216	.4679	216	25	25
TOTALS	RPI 1-25	RPI 26-50	W-L RECORDS		RPI 51-100	RPI 101-150		RPI 150+			
26-22-1	0-0-0	0-0-0	OVERALL		0-3-0	2-5-0		24-14-1			
11-7-1	0-0-0	0-0-0	HOME		0-0-0	0-1-0		11-6-1			
9-14-0	0-0-0	0-0-0	AWAY		0-3-0	2-4-0		7-7-0			
6-1-0	0-0-0	0-0-0	NEUTRAL		0-0-0	0-0-0		6-1-0			
15-9-1	0-0-0	0-0-0	NON-CONFERENCE		0-0-0	0-1-0		15-8-1			
4-2-1	0-0-0	0-0-0	HOME		0-0-0	0-1-0		4-1-1			
5-6-0	0-0-0	0-0-	AWAY		0-0-0	0-0-0		5-6-0			
6-1-0	0-0-0	0-0-0	NEUTRAL		0-0-0	0-0-0		6-1-0			
11-13-0	0-0-0	0-0-0	CONFERENCE		0-3-0	2-4-0		9-6-0			
7-5-0	0-0-0	0-0-0	HOME		0-0-0	0-0-0		7-5-0			
4-8-0	0-0-0	0-0-0	AWAY		0-3-0	2-4-0		2-1-0			
0-0-0	0-0-0	0-0-0	NEUTRAL		0-0-0	0-0-0		0-0-0			
RPI S	Opponent	Score	RPI S	Opponent	Score	RPI S	Opponent	Score	RPI S	Opponent	Score
						67 A VCU	5 6	127 A Rhode Island	3 6		
						67 A VCU	1 4	127 A Rhode Island	1 3		
						67 A VCU	2 3	127 A Rhode Island	1 4		
								131 H Binghamton	2 4		
								143 A Saint Joseph's	7 2		
								143 A Saint Joseph's	1 4		
								143 A Saint Joseph's	2 0		
								181 A James Madison	1 4		
								181 A James Madison	5 7		
								192 H Canisius	8 5		
								193 N North Dakota St.	6 1		
								193 N North Dakota St.	2 0		
								203 N Central Conn. St.	6 2		
								203 N Central Conn. St.	8 1		
								203 N Central Conn. St.	0 3		
								229 H Saint Louis	1 6		
								229 H Saint Louis	4 7		
								229 H Saint Louis	4 2		
								233 A Dayton	4 3		
								233 A Dayton	6 3		
								233 A Dayton	12 13		
								242 A Buffalo	6 1		
								242 H Buffalo	9 2		
								242 H Buffalo	2 1		
								243 A Villanova	3 7		
								243 A Villanova	2 5		
								246 N Maine	9 2		

Non-Div. I Games:

St. Bonaventure

229	H	Saint Louis	4	2
275	H	George Mason	16	3

RPI	S	Opponent	Score	
246	N	Maine	4	3
252	H	Massachusetts	5	3
252	H	Massachusetts	2	3
252	H	Massachusetts	7	3
261	H	Bucknell	6	4
268	A	Niagara	3	5
268	A	Niagara	8	3
268	H	Niagara	3	4
268	H	Niagara	1	1
275	H	George Mason	16	3
275	H	George Mason	3	0
275	H	George Mason	3	4
277	H	La Salle	6	3
277	H	La Salle	3	1
277	H	La Salle	5	6
288	A	Savannah St.	1	7
288	A	Savannah St.	10	1
288	A	Savannah St.	7	4
288	A	Savannah St.	9	2

St. Bonaventure

S
t
.
B
o
n
a
v
e
n
t
u
r
e

S
t
.
B
o
n
a
v
e
n
t
u
r
e

Average RPI Win: 222		WON-LOST RECORD	WINNING PCT. RANK		LAST 15 GAMES	STRENGTH OF SCHEDULE	OPP. STRENGTH OF SCHEDULE	TEAM RPI	ADJ RPI	CONF. RPI	ADJ CONF. RPI												
Average RPI Loss: 155																							
DIV. I ONLY		18-25-0	.4186	215	8-7-0	237	186	225	.46167	224	25	25											
DIV. I NON-CONF.		7-15-0	.31818	247	1-0-0	143	122	222	.46503	222	20	21											
<hr/>																							
TOTALS		RPI 1-25		RPI 26-50		W-L RECORDS		RPI 51-100		RPI 101-150		RPI 150+											
18-25-0		0-3-0		0-0-0		OVERALL		0-6-0		0-1-0		18-15-0											
7-7-0		0-0-0		0-0-0		HOME		0-0-0		0-0-0		7-7-0											
8-12-0		0-3-0		0-0-0		AWAY		0-4-0		0-0-0		8-5-0											
3-6-0		0-0-0		0-0-0		NEUTRAL		0-2-0		0-1-0		3-3-0											
7-15-0		0-3-0		0-0-0		NON-CONFERENCE		0-4-0		0-1-0		7-7-0											
2-2-0		0-0-0		0-0-0		HOME		0-0-0		0-0-0		2-2-0											
2-7-0		0-3-0		0-0-		AWAY		0-2-0		0-0-0		2-2-0											
3-6-0		0-0-0		0-0-0		NEUTRAL		0-2-0		0-1-0		3-3-0											
11-10-0		0-0-0		0-0-0		CONFERENCE		0-2-0		0-0-0		11-8-0											
5-5-0		0-0-0		0-0-0		HOME		0-0-0		0-0-0		5-5-0											
6-5-0		0-0-0		0-0-0		AWAY		0-2-0		0-0-0		6-3-0											
0-0-0		0-0-0		0-0-0		NEUTRAL		0-0-0		0-0-0		0-0-0											
RPI	S	Opponent		Score		RPI	S	Opponent		Score		RPI	S	Opponent		Score							
2	A	Florida		0	7			54	A	North Florida		3	17	115	N	Bradley		2	7				
2	A	Florida		6	8			54	A	North Florida		6	8	159	H	Holy Cross		2	1				
2	A	Florida		3	4			63	N	Indiana St.		0	3	173	A	Stetson		2	1				
								86	N	Iowa		1	4	174	A	South Fla.		0	4				
								99	A	Princeton		1	2	174	A	South Fla.		1	0				
								99	A	Princeton		8	9	174	A	South Fla.		0	4				
														178	H	Columbia		3	1				
														178	H	Columbia		7	6				
														208	A	Yale		4	5				
														208	H	Yale		10	4				
														208	H	Yale		3	4				
														208	H	Yale		3	5				
														208	H	Yale		6	7				
														216	H	Quinnipiac		4	5				
														217	H	UMass Lowell		6	11				
														235	H	Penn		1	11				
														235	H	Penn		2	1				
														239	A	Harvard		2	1				
														239	A	Harvard		3	1				
														239	H	Harvard		1	3				
														239	H	Harvard		3	1				
														240	A	Brown		15	0				
														240	A	Brown		0	2				
														240	A	Brown		4	3				
														240	A	Brown		2	4				
														243	N	Villanova		1	14				
														245	N	Lehigh		5	4				
<hr/>																							
LAST 15 GAMES																							
208 A Yale						4	5	208 H Yale						10	4	240 A Brown						0	2
239 H Harvard						1	3	208 H Yale						6	7	240 A Brown						4	3
239 H Harvard						3	1	208 H Yale						3	5	240 A Brown						2	4
239 A Harvard						3	1									243 N Villanova						1	14
239 A Harvard						2	1									245 N Lehigh						5	4

Non-Div. I Games:

Dartmouth

248	H	Siena	5	3
208	H	Yale	3	4

RPI	S	Opponent	Score	
245	N	Lehigh	4	5
245	N	Lehigh	7	15
246	N	Maine	4	2
248	H	Siena	5	3
249	A	Cornell	3	1
249	A	Cornell	9	3
261	N	Bucknell	6	4

Dartmouth

D
a
r
t
m
o
u
t
h

D
a
r
t
m
o
u
t
h

Average RPI Win: 189		WON-LOST	WINNING	LAST 15	STRENGTH OF		OPP. STRENGTH	TEAM	ADJ		CONF.	ADJ CONF.
Average RPI Loss: 109		RECORD	PCT. RANK	GAMES	SCHEDULE		OF SCHEDULE	RPI	RPI		RPI	RPI
DIV. I ONLY		23-30-0	.43396	205	5-10-0		186	161	220		9	9
DIV. I NON-CONF.		13-10-0	.56522	109	2-1-0		263	290	242		9	9
TOTALS		RPI 1-25	RPI 26-50		W-L RECORDS		RPI 51-100		RPI 101-150		RPI 150+	
23-30-0		0-5-0	2-4-0		OVERALL		4-8-0		5-8-0		12-5-0	
18-16-0		0-1-0	2-4-0		HOME		2-6-0		2-1-0		12-4-0	
5-14-0		0-4-0	0-0-0		AWAY		2-2-0		3-7-0		0-1-0	
0-0-0		0-0-0	0-0-0		NEUTRAL		0-0-0		0-0-0		0-0-0	
13-10-0		0-2-0	1-2-0		NON-CONFERENCE		2-1-0		0-1-0		10-4-0	
12-7-0		0-1-0	1-2-0		HOME		1-1-0		0-0-0		10-3-0	
1-3-0		0-1-0	0-0-		AWAY		1-0-0		0-1-0		0-1-0	
0-0-0		0-0-0	0-0-0		NEUTRAL		0-0-0		0-0-0		0-0-0	
10-20-0		0-3-0	1-2-0		CONFERENCE		2-7-0		5-7-0		2-1-0	
6-9-0		0-0-0	1-2-0		HOME		1-5-0		2-1-0		2-1-0	
4-11-0		0-3-0	0-0-0		AWAY		1-2-0		3-6-0		0-0-0	
0-0-0		0-0-0	0-0-0		NEUTRAL		0-0-0		0-0-0		0-0-0	
RPI S	Opponent	Score	RPI S	Opponent	Score	RPI S	Opponent	Score	RPI S	Opponent	Score	
18 A	La.-Lafayette	3 7	46 H	Minnesota	0 3	67 H	VCU	6 8	119 H	Arkansas St.	5 4	
18 A	La.-Lafayette	1 4	46 H	Minnesota	4 3	79 H	Troy	3 9	119 H	Arkansas St.	14 6	
18 A	La.-Lafayette	2 4	46 H	Minnesota	6 11	79 H	Troy	2 4	119 H	Arkansas St.	1 11	
20 A	Georgia Tech	6 11	47 H	South Ala.	3 9	79 H	Troy	3 16	121 A	Little Rock	7 9	
20 H	Georgia Tech	5 11	47 H	South Ala.	7 4	89 A	Mercer	10 6	121 A	Little Rock	2 15	
			47 H	South Ala.	1 2	89 H	Mercer	4 3	121 A	Little Rock	7 5	
						92 A	Ga. Southern	5 4	135 A	Auburn	4 7	
						92 A	Ga. Southern	0 6	146 A	La.-Monroe	0 14	
						92 A	Ga. Southern	1 5	146 A	La.-Monroe	3 5	
						97 H	UT Arlington	16 18	146 A	La.-Monroe	7 3	
						97 H	UT Arlington	5 9	147 A	Texas St.	10 9	
						97 H	UT Arlington	8 7	147 A	Texas St.	1 10	
									147 A	Texas St.	2 6	
									153 A	Kennesaw St.	2 3	
									153 H	Kennesaw St.	4 3	
									237 H	Appalachian St.	10 0	
									237 H	Appalachian St.	5 4	
									237 H	Appalachian St.	5 6	
									241 H	Western Mich.	3 2	
									271 H	Purdue	3 5	
									286 H	Jackson St.	12 13	
									286 H	Jackson St.	11 5	
									288 H	Savannah St.	4 1	
									288 H	Savannah St.	6 10	
									297 H	Alabama A&M	13 5	
									297 H	Alabama A&M	8 7	
									299 H	Coppin St.	17 0	

Non-Div. I Games: Fairmont St. 8 5 Fairmont St. 1 2

Georgia St.

Georgia St.

79	H	Troy	2	4
153	A	Kennesaw St.	2	3

Through Games Of May 23, 2016

RPI	S	Opponent	Score	
299	H	Coppin St.	12	0
299	H	Coppin St.	13	0
299	H	Coppin St.	22	4

Georgia St.

G
e
o
r
g
i
a
S
t
.

G
e
o
r
g
i
a
S
t
.

Average RPI Win:	206	WON-LOST RECORD	WINNING PCT. RANK	LAST 15 GAMES	STRENGTH OF SCHEDULE	OPP. STRENGTH OF SCHEDULE	TEAM RPI	ADJ RPI	CONF. RPI	ADJ CONF. RPI					
DIV. I ONLY		18-31-0	.36735	237	6-9-0	193	130	226	.46023	226	12	12			
DIV. I NON-CONF.		9-10-0	.47368	163	2-0-0	266	204	225	.46261	225	10	10			
<hr/>															
TOTALS	RPI 1-25	RPI 26-50		W-L RECORDS		RPI 51-100		RPI 101-150		RPI 150+					
18-31-0	0-1-0	1-8-0		OVERALL		1-10-0		2-5-0		14-7-0					
9-14-0	0-0-0	1-2-0		HOME		0-7-0		0-2-0		8-3-0					
9-17-0	0-1-0	0-6-0		AWAY		1-3-0		2-3-0		6-4-0					
0-0-0	0-0-0	0-0-0		NEUTRAL		0-0-0		0-0-0		0-0-0					
9-10-0	0-1-0	0-0-0		NON-CONFERENCE		1-4-0		1-3-0		7-2-0					
4-5-0	0-0-0	0-0-0		HOME		0-1-0		0-2-0		4-2-0					
5-5-0	0-1-0	0-0-		AWAY		1-3-0		1-1-0		3-0-0					
0-0-0	0-0-0	0-0-0		NEUTRAL		0-0-0		0-0-0		0-0-0					
9-21-0	0-0-0	1-8-0		CONFERENCE		0-6-0		1-2-0		7-5-0					
5-9-0	0-0-0	1-2-0		HOME		0-6-0		0-0-0		4-1-0					
4-12-0	0-0-0	0-6-0		AWAY		0-0-0		1-2-0		3-4-0					
0-0-0	0-0-0	0-0-0		NEUTRAL		0-0-0		0-0-0		0-0-0					
RPI	S	Opponent	Score	RPI	S	Opponent	Score	RPI	S	Opponent	Score				
4	A	Texas A&M	3 13	40	A	Northwestern St.	3 4	66	H	Lamar	0 1				
				40	A	Northwestern St.	5 6	66	H	Lamar	12 15				
				40	A	Northwestern St.	2 4	66	H	Lamar	1 5				
				43	H	Sam Houston St.	1 6	80	H	New Orleans	2 4				
				43	H	Sam Houston St.	3 5	80	H	New Orleans	3 7				
				43	H	Sam Houston St.	2 1	80	H	New Orleans	6 9				
				45	A	Southeastern La.	0 5	83	H	Michigan St.	3 9				
				45	A	Southeastern La.	0 4	97	A	UT Arlington	8 6				
				45	A	Southeastern La.	1 3	97	A	UT Arlington	4 10				
								97	A	UT Arlington	1 7				
								97	A	UT Arlington	2 6				
										185	A	UTSA	12 4		
										185	H	UTSA	3 6		
										191	A	Houston Baptist	2 1		
										191	A	Houston Baptist	2 8		
										191	A	Houston Baptist	11 9		
										191	H	Houston Baptist	5 4		
										215	A	Abilene Christian	0 4		
										215	A	Abilene Christian	11 4		
										215	A	Abilene Christian	0 4		
										274	A	Incarnate Word	4 5		
										274	H	Incarnate Word	5 0		
				LAST 15 GAMES						281	A	UTRGV	9 2		
				274	H	Incarnate Word	5 0			281	A	UTRGV	6 3		
				191	A	Houston Baptist	2 1			40	A	Northwestern St.	5 6		
				191	A	Houston Baptist	2 8			40	A	Northwestern St.	3 4		
				191	A	Houston Baptist	11 9					281	H	UTRGV	5 4
				43	H	Sam Houston St.	3 5			293	H	Chicago St.	8 6		
										293	H	Chicago St.	6 2		

Non-Div. I Games: Houston-Victoria 15 5 Houston-Victoria 5 9

A&M-Corpus Christi

43	H	Sam Houston St.	2	1
43	H	Sam Houston St.	1	6

RPI	S	Opponent	Score	
293	H	Chicago St.	1	7

A&M-Corpus Christi

A
&
M
-
C
o
r
p
u
s
C
h
r
i
s
t
i

A
&
M
-
C
o
r
p
u
s
C
h
r
i
s
t
i

Average RPI Win: 205		WON-LOST	WINNING	LAST 15	STRENGTH OF		OPP. STRENGTH	TEAM	ADJ	CONF.	ADJ CONF.
Average RPI Loss: 144		RECORD	PCT. RANK	GAMES	SCHEDULE		OF SCHEDULE	RPI	RPI	RPI	RPI
DIV. I ONLY		18-33-0	.35294	245	5-9-0		171	237	227	.46003	227
DIV. I NON-CONF.		5-16-0	.2381	274	2-0-0		153	195	251	.44731	251
TOTALS		RPI 1-25	RPI 26-50		W-L RECORDS		RPI 51-100		RPI 101-150		RPI 150+
18-33-0		0-4-0	1-3-0		OVERALL		1-6-0		0-0-0		16-20-0
8-9-0		0-0-0	1-0-0		HOME		0-3-0		0-0-0		7-6-0
10-18-0		0-2-0	0-3-0		AWAY		1-2-0		0-0-0		9-11-0
0-6-0		0-2-0	0-0-0		NEUTRAL		0-1-0		0-0-0		0-3-0
5-16-0		0-4-0	1-3-0		NON-CONFERENCE		0-1-0		0-0-0		4-8-0
2-0-0		0-0-0	1-0-0		HOME		0-0-0		0-0-0		1-0-0
3-10-0		0-2-0	0-0-		AWAY		0-0-0		0-0-0		3-5-0
0-6-0		0-2-0	0-0-0		NEUTRAL		0-1-0		0-0-0		0-3-0
13-17-0		0-0-0	0-0-0		CONFERENCE		1-5-0		0-0-0		12-12-0
6-9-0		0-0-0	0-0-0		HOME		0-3-0		0-0-0		6-6-0
7-8-0		0-0-0	0-0-0		AWAY		1-2-0		0-0-0		6-6-0
0-0-0		0-0-0	0-0-0		NEUTRAL		0-0-0		0-0-0		0-0-0
RPI S	Opponent	Score	RPI S	Opponent	Score	RPI S	Opponent	Score	RPI S	Opponent	Score
11 A	Mississippi St.	4 17	29 A	UNCW	5 15	59 A	Oral Roberts	1 9	162 A	Omaha	9 10
11 A	Mississippi St.	5 15	41 A	Creighton	5 6	59 A	Oral Roberts	3 13	162 A	Omaha	15 3
22 N	Fla. Atlantic	2 4	46 A	Minnesota	3 7	59 A	Oral Roberts	3 2	162 A	Omaha	1 4
22 N	Fla. Atlantic	5 11	46 H	Minnesota	7 6	59 H	Oral Roberts	2 5	162 H	Omaha	6 19
						59 H	Oral Roberts	6 7	162 H	Omaha	9 4
						59 H	Oral Roberts	8 10	162 H	Omaha	3 10
						67 N	VCU	8 14	176 A	Sacramento St.	3 11
									176 A	Sacramento St.	7 10
									176 N	Sacramento St.	0 4
									193 A	North Dakota St.	1 4
									193 A	North Dakota St.	7 4
									193 A	North Dakota St.	2 4
									193 H	North Dakota St.	14 7
									193 H	North Dakota St.	11 3
									193 H	North Dakota St.	5 2
									211 N	Eastern Ky.	1 10
									211 N	Eastern Ky.	4 6
									214 A	IPFW	9 3
									214 A	IPFW	10 6
									214 A	IPFW	18 5
									214 H	IPFW	5 7
									214 H	IPFW	7 18
									214 H	IPFW	13 12
									221 A	Pacific	2 5
									231 A	UC Davis	4 5
									262 A	Northern Colo.	8 3
									262 A	Northern Colo.	11 3
LAST 15 GAMES			LAST 15 GAMES			LAST 15 GAMES			LAST 15 GAMES		
			193 A	North Dakota St.	7 4	290 A	North Dakota	6 3			
			193 A	North Dakota St.	1 4	214 H	IPFW	7 18			
			193 A	North Dakota St.	2 4	214 H	IPFW	5 7			
			46 H	Minnesota	7 6						
			59 H	Oral Roberts	2 5						

Non-Div. I Games: Dakota St. 12 6 Dakota Wesleyan 7 4 Mayville St. 8 1 South Dakota St.

59	H	Oral Roberts	6	7
59	H	Oral Roberts	8	10

RPI	S	Opponent	Score	
262	A	Northern Colo.	6	7
267	A	Western Ill.	2	3
267	A	Western Ill.	0	2
267	A	Western Ill.	11	3
267	H	Western Ill.	1	3
267	H	Western Ill.	6	3
267	H	Western Ill.	1	5
290	A	North Dakota	6	3
290	H	North Dakota	5	3

South Dakota St.

S
o
u
t
h
D
a
k
o
t
a
S
t
.

S
o
u
t
h
D
a
k
o
t
a
S
t
.

Average RPI Win: 130		WON-LOST	WINNING	LAST 15	STRENGTH OF		OPP. STRENGTH	TEAM	ADJ	CONF.	ADJ CONF.				
Average RPI Loss: 115		RECORD	PCT. RANK	GAMES	SCHEDULE		OF SCHEDULE	RPI	RPI	RPI	RPI				
DIV. I ONLY		17-38-0	.30909	270	4-11-0		103	132	228	.45956	228	13	13		
DIV. I NON-CONF.		10-15-0	.4	207	2-4-0		107	120	185	.48155	185	11	11		
<hr/>															
TOTALS		RPI 1-25		RPI 26-50		W-L RECORDS		RPI 51-100		RPI 101-150		RPI 150+			
17-38-0		0-0-0		0-4-0		OVERALL		5-13-0		7-11-0		5-10-0			
11-17-0		0-0-0		0-1-0		HOME		3-4-0		4-7-0		4-5-0			
6-21-0		0-0-0		0-3-0		AWAY		2-9-0		3-4-0		1-5-0			
0-0-0		0-0-0		0-0-0		NEUTRAL		0-0-0		0-0-0		0-0-0			
10-15-0		0-0-0		0-4-0		NON-CONFERENCE		2-1-0		5-7-0		3-3-0			
6-8-0		0-0-0		0-1-0		HOME		1-0-0		3-5-0		2-2-0			
4-7-0		0-0-0		0-0-		AWAY		1-1-0		2-2-0		1-1-0			
0-0-0		0-0-0		0-0-0		NEUTRAL		0-0-0		0-0-0		0-0-0			
7-23-0		0-0-0		0-0-0		CONFERENCE		3-12-0		2-4-0		2-7-0			
5-9-0		0-0-0		0-0-0		HOME		2-4-0		1-2-0		2-3-0			
2-14-0		0-0-0		0-0-0		AWAY		1-8-0		1-2-0		0-4-0			
0-0-0		0-0-0		0-0-0		NEUTRAL		0-0-0		0-0-0		0-0-0			
RPI	S	Opponent	Score	RPI	S	Opponent	Score	RPI	S	Opponent	Score	RPI	S	Opponent	Score
				37	H	Michigan	5 6	60	A	New Mexico	6 9	102	A	Cal Poly	4 7
				42	A	Long Beach St.	0 2	60	A	New Mexico	2 3	102	A	Cal Poly	9 7
				42	A	Long Beach St.	2 6	60	A	New Mexico	1 11	102	A	Cal Poly	8 5
				42	A	Long Beach St.	2 6	60	H	New Mexico	9 8	109	H	Loyola Marymount	3 4
								60	H	New Mexico	3 10	109	H	Loyola Marymount	8 5
								60	H	New Mexico	2 6	109	H	Loyola Marymount	4 13
								74	A	St. Mary's (CA)	4 1	116	H	UC Irvine	0 11
								82	A	Fresno St.	0 6	116	H	UC Irvine	9 3
								82	A	Fresno St.	7 5	116	H	UC Irvine	2 3
								82	A	Fresno St.	6 8	116	H	UC Irvine	8 5
								82	H	Fresno St.	4 13	125	A	UNLV	1 2
								82	H	Fresno St.	3 2	125	A	UNLV	2 4
								82	H	Fresno St.	4 9	125	A	UNLV	11 6
								85	A	Stanford	0 10	125	H	UNLV	2 3
								85	H	Stanford	10 9	125	H	UNLV	5 3
								93	A	Nevada	4 6	125	H	UNLV	0 12
								93	A	Nevada	8 11	138	A	San Francisco	3 4
								93	A	Nevada	2 11	138	H	San Francisco	3 6
												183	A	Santa Clara	5 8
												183	H	Santa Clara	4 7
												186	A	Air Force	7 8
												186	A	Air Force	7 13
												186	A	Air Force	3 9
												186	A	Air Force	4 12
												186	H	Air Force	2 7
												186	H	Air Force	9 5
												188	H	San Diego St.	2 1
LAST 15 GAMES															
				188	H	San Diego St.	0 6	93	A	Nevada	4 6	186	A	Air Force	3 9
				188	H	San Diego St.	2 1	93	A	Nevada	2 11	186	A	Air Force	4 12
				188	H	San Diego St.	0 5	93	A	Nevada	8 11	186	H	Air Force	2 7
				42	A	Long Beach St.	2 6					186	H	Air Force	9 5
				42	A	Long Beach St.	0 2					188	H	San Diego St.	2 1

Non-Div. I Games:

San Jose St.

San Jose St.

42	A	Long Beach St.	2	6
74	A	St. Mary's (CA)	4	1

Through Games Of May 23, 2016

RPI	S	Opponent	Score
188	H	San Diego St.	0 5
188	H	San Diego St.	0 6
210	H	Grand Canyon	7 6
210	H	Grand Canyon	5 10
221	A	Pacific	9 7
221	H	Pacific	8 7

San Jose St.

S
a
n
J
o
s
e
S
t
.

S
a
n
J
o
s
e
S
t
.

Average RPI Win: 232		WON-LOST	WINNING	LAST 15	STRENGTH OF		OPP. STRENGTH	TEAM	ADJ	CONF.	ADJ CONF.
Average RPI Loss: 136		RECORD	PCT. RANK	GAMES	SCHEDULE		OF SCHEDULE	RPI	RPI	RPI	RPI
DIV. I ONLY		24-29-0	.45283	188	9-6-0		244	201	229	.45908	229
DIV. I NON-CONF.		9-20-0	.31034	252	1-0-0		287	154	291	.40134	291
TOTALS		RPI 1-25	RPI 26-50		W-L RECORDS		RPI 51-100		RPI 101-150		RPI 150+
24-29-0	0-0-0	0-4-0		OVERALL		1-8-0		1-6-0		22-11-0	
16-7-0	0-0-0	0-0-0		HOME		0-1-0		1-2-0		15-4-0	
7-12-0	0-0-0	0-0-0		AWAY		1-7-0		0-0-0		6-5-0	
1-10-0	0-0-0	0-4-0		NEUTRAL		0-0-0		0-4-0		1-2-0	
9-20-0	0-0-0	0-4-0		NON-CONFERENCE		1-5-0		0-4-0		8-7-0	
7-4-0	0-0-0	0-0-0		HOME		0-1-0		0-0-0		7-3-0	
1-6-0	0-0-0	0-0-		AWAY		1-4-0		0-0-0		0-2-0	
1-10-0	0-0-0	0-4-0		NEUTRAL		0-0-0		0-4-0		1-2-0	
15-9-0	0-0-0	0-0-0		CONFERENCE		0-3-0		1-2-0		14-4-0	
9-3-0	0-0-0	0-0-0		HOME		0-0-0		1-2-0		8-1-0	
6-6-0	0-0-0	0-0-0		AWAY		0-3-0		0-0-0		6-3-0	
0-0-0	0-0-0	0-0-0		NEUTRAL		0-0-0		0-0-0		0-0-0	
RPI S	Opponent	Score	RPI S	Opponent	Score	RPI S	Opponent	Score	RPI S	Opponent	Score
48 N	BYU	7 21	48 N	BYU	7 11	51 A	Illinois	4 6	110 N	Morehead St.	1 4
48 N	BYU	7 11	48 N	BYU	3 11	51 A	Illinois	1 3	113 N	Missouri	3 5
48 N	BYU	3 11	48 N	BYU	0 5	51 A	Illinois	2 6	119 N	Arkansas St.	2 9
48 N	BYU	0 5				67 A	VCU	0 1	119 N	Arkansas St.	4 5
						67 A	VCU	6 7	143 H	Saint Joseph's	2 3
						67 A	VCU	1 5	143 H	Saint Joseph's	2 3
						72 A	Southeast Mo. St.	12 8	143 H	Saint Joseph's	22 6
						72 H	Southeast Mo. St.	3 10	162 N	Omaha	2 16
						98 A	Missouri St.	4 15	189 H	Davidson	12 2
									189 H	Davidson	2 1
									189 H	Davidson	0 1
									190 A	Richmond	2 4
									190 A	Richmond	13 7
									190 A	Richmond	3 5
									195 H	Murray St.	1 9
									199 A	Kansas	3 5
									207 H	George Washington	8 5
									207 H	George Washington	9 4
									207 H	George Washington	11 1
									213 H	Illinois St.	5 4
									223 A	St. Bonaventure	2 4
									223 A	St. Bonaventure	6 1
									223 A	St. Bonaventure	7 4
									233 A	Dayton	5 3
									233 A	Dayton	5 1
									233 A	Dayton	7 2
									271 N	Purdue	3 2
LAST 15 GAMES			LAST 15 GAMES			LAST 15 GAMES			LAST 15 GAMES		
207 H	George Washington	8 5	67 A	VCU	0 1	207 H	George Washington	9 4	67 A	VCU	1 5
207 H	George Washington	11 1	72 A	Southeast Mo. St.	12 8	207 H	George Washington	7 4	72 A	Southeast Mo. St.	12 8
223 A	St. Bonaventure	6 1				223 A	St. Bonaventure	6 1			

Non-Div. I Games: Rockhurst 2 1

Saint Louis

223	A	St. Bonaventure	2	4
67	A	VCU	6	7

RPI	S	Opponent	Score	
273	H	Eastern Ill.	2	0
275	H	George Mason	3	2
275	H	George Mason	15	0
275	H	George Mason	15	6
276	H	Butler	13	12
276	H	Butler	6	8
276	H	Butler	9	4
280	A	SIUE	8	9
280	H	SIUE	1	6
290	N	North Dakota	2	7
293	H	Chicago St.	7	1
293	H	Chicago St.	8	2
293	H	Chicago St.	7	0

Saint Louis

S
a
i
n
t
L
o
u
i
s

S
a
i
n
t
L
o
u
i
s

Average RPI Win: 187		WON-LOST RECORD		WINNING PCT. RANK		LAST 15 GAMES		STRENGTH OF SCHEDULE		OPP. STRENGTH OF SCHEDULE		TEAM RPI		ADJ RPI		CONF. RPI		ADJ CONF. RPI	
DIV. I ONLY		20-35-0		.36364 241		10-5-0		181		183		230		.4585 230		23		23	
DIV. I NON-CONF.		7-22-0		.24138 271		3-0-0		128		106		246		.45014 245		22		22	
TOTALS		RPI 1-25		RPI 26-50		W-L RECORDS		RPI 51-100		RPI 101-150		RPI 150+							
20-35-0		0-0-0		1-2-0		OVERALL		2-14-0		0-4-0		17-15-0							
11-8-0		0-0-0		1-0-0		HOME		2-2-0		0-0-0		8-6-0							
6-20-0		0-0-0		0-1-0		AWAY		0-8-0		0-3-0		6-8-0							
3-7-0		0-0-0		0-1-0		NEUTRAL		0-4-0		0-1-0		3-1-0							
7-22-0		0-0-0		1-2-0		NON-CONFERENCE		1-12-0		0-4-0		5-4-0							
3-0-0		0-0-0		1-0-0		HOME		1-0-0		0-0-0		1-0-0							
1-15-0		0-0-0		0-0-		AWAY		0-8-0		0-3-0		1-3-0							
3-7-0		0-0-0		0-1-0		NEUTRAL		0-4-0		0-1-0		3-1-0							
13-13-0		0-0-0		0-0-0		CONFERENCE		1-2-0		0-0-0		12-11-0							
8-8-0		0-0-0		0-0-0		HOME		1-2-0		0-0-0		7-6-0							
5-5-0		0-0-0		0-0-0		AWAY		0-0-0		0-0-0		5-5-0							
0-0-0		0-0-0		0-0-0		NEUTRAL		0-0-0		0-0-0		0-0-0							
RPI	S	Opponent		Score		RPI	S	Opponent		Score		RPI	S	Opponent		Score			
35	N	Boston College		3	9	51	N	Illinois		4	9	117	A	Arkansas		3	4		
37	A	Michigan		7	9	65	H	Kent St.		2	5	117	A	Arkansas		4	9		
37	H	Michigan		8	7	65	H	Kent St.		13	10	117	A	Arkansas		1	6		
						65	H	Kent St.		5	17	143	N	Saint Joseph's		2	5		
						74	N	St. Mary's (CA)		4	15	154	H	Miami (OH)		3	7		
						78	N	Tennessee		1	20	154	H	Miami (OH)		3	1		
						83	A	Michigan St.		1	4	154	H	Miami (OH)		4	3		
						83	H	Michigan St.		12	1	165	A	Oakland		7	4		
						83	N	Michigan St.		3	7	165	H	Oakland		6	3		
						90	A	Notre Dame		6	7	166	H	Ball St.		7	10		
						95	A	Xavier		0	5	166	H	Ball St.		2	4		
						95	A	Xavier		4	7	166	H	Ball St.		7	3		
						95	A	Xavier		5	8	173	A	Stetson		3	4		
						98	A	Missouri St.		1	7	193	N	North Dakota St.		11	4		
						98	A	Missouri St.		1	9	201	A	Northern Ill.		2	3		
						98	A	Missouri St.		0	2	201	A	Northern Ill.		7	6		
												201	A	Northern Ill.		6	9		
												202	A	Eastern Mich.		1	6		
												202	A	Eastern Mich.		3	2		
												202	A	Eastern Mich.		0	3		
												206	H	Toledo		14	2		
												206	H	Toledo		1	0		
												206	H	Toledo		3	4		
												210	A	Grand Canyon		1	3		
												210	A	Grand Canyon		4	5		
												213	N	Illinois St.		7	13		
												236	A	Ohio		8	2		
LAST 15 GAMES																			
241	H	Western Mich.		3	1	37	H	Michigan		8	7	206	H	Toledo		3	4		
241	H	Western Mich.		8	1	165	H	Oakland		6	3	210	A	Grand Canyon		1	3		
241	H	Western Mich.		1	2	236	A	Ohio		13	11	210	A	Grand Canyon		4	5		
83	H	Michigan St.		12	1							213	N	Illinois St.		7	13		
154	H	Miami (OH)		3	1							236	A	Ohio		8	2		

Non-Div. I Games: Saginaw Valley 7 4

Central Mich.

154	H	Miami (OH)	4	3
154	H	Miami (OH)	3	7




RPI	S	Opponent	Score	
236	A	Ohio	4	5
236	A	Ohio	13	11
241	H	Western Mich.	1	2
241	H	Western Mich.	3	1
241	H	Western Mich.	8	1
243	N	Villanova	9	5
264	A	Bowling Green	10	5
264	H	Bowling Green	0	4
276	N	Butler	8	3

Central Mich.

C
e
n
t
r
a
l
M
i
c
h
.

C
e
n
t
r
a
l
M
i
c
h
.

U
C
D
a
v
i
s

 Tie,  Loss,  Non-Conf, S Site, H Home, A Away, N Neutral Page 461

136	A	CSUN	8	11
136	A	CSUN	4	5

RPI	S	Opponent	Score	
232	H	Portland	0	12
232	H	Portland	4	7
232	H	Portland	6	9
232	H	Portland	4	3

UC Davis

U
C
D
a
v
i
s

U
C
D
a
v
i
s

Average RPI Win: 153		WON-LOST	WINNING	LAST 15	STRENGTH OF		OPP. STRENGTH	TEAM	ADJ	CONF.	ADJ CONF.
Average RPI Loss: 119		RECORD	PCT. RANK	GAMES	SCHEDULE		OF SCHEDULE	RPI	RPI	RPI	RPI
DIV. I ONLY		17-37-0	.31481	268	2-13-0		116	147	232	.458	232
DIV. I NON-CONF.		14-13-0	.51852	140	1-1-0		94	216	125	.51085	125
TOTALS		RPI 1-25	RPI 26-50		W-L RECORDS		RPI 51-100		RPI 101-150		RPI 150+
17-37-0		0-0-0	0-6-0		OVERALL		2-9-0		5-10-0		10-12-0
8-20-0		0-0-0	0-3-0		HOME		0-4-0		3-7-0		5-6-0
7-16-0		0-0-0	0-3-0		AWAY		1-4-0		1-3-0		5-6-0
2-1-0		0-0-0	0-0-0		NEUTRAL		1-1-0		1-0-0		0-0-0
14-13-0		0-0-0	0-0-0		NON-CONFERENCE		1-4-0		3-3-0		10-6-0
7-6-0		0-0-0	0-0-0		HOME		0-1-0		2-2-0		5-3-0
5-6-0		0-0-0	0-0-		AWAY		0-2-0		0-1-0		5-3-0
2-1-0		0-0-0	0-0-0		NEUTRAL		1-1-0		1-0-0		0-0-0
3-24-0		0-0-0	0-6-0		CONFERENCE		1-5-0		2-7-0		0-6-0
1-14-0		0-0-0	0-3-0		HOME		0-3-0		1-5-0		0-3-0
2-10-0		0-0-0	0-3-0		AWAY		1-2-0		1-2-0		0-3-0
0-0-0		0-0-0	0-0-0		NEUTRAL		0-0-0		0-0-0		0-0-0
RPI S	Opponent	Score	RPI S	Opponent	Score	RPI S	Opponent	Score	RPI S	Opponent	Score
			30 A Gonzaga	0	3	52 H Oregon St.	6	13	109 A Loyola Marymount	0	3
			30 A Gonzaga	1	18	52 N Oregon St.	7	5	109 A Loyola Marymount	3	1
			30 A Gonzaga	5	14	74 H St. Mary's (CA)	2	7	109 A Loyola Marymount	1	8
			48 H BYU	1	4	74 H St. Mary's (CA)	1	7	112 A Seattle	3	4
			48 H BYU	2	8	74 H St. Mary's (CA)	2	5	112 N Seattle	4	3
			48 H BYU	3	5	77 A Oregon	1	10	120 H San Diego	1	9
						77 A Oregon	4	15	120 H San Diego	3	7
						77 N Oregon	1	6	120 H San Diego	5	9
						84 A Pepperdine	3	2	136 H CSUN	1	2
						84 A Pepperdine	0	4	136 H CSUN	1	2
						84 A Pepperdine	4	5	136 H CSUN	6	5
									136 H CSUN	7	3
									138 H San Francisco	2	10
									138 H San Francisco	3	10
									138 H San Francisco	5	2
									151 A Utah Valley	8	6
									151 A Utah Valley	4	6
									151 A Utah Valley	8	9
									151 A Utah Valley	10	3
									165 H Oakland	10	7
									165 H Oakland	0	4
									165 H Oakland	4	14
									165 H Oakland	6	3
									169 H UC Riverside	10	6
									169 H UC Riverside	8	5
									169 H UC Riverside	1	4
									169 H UC Riverside	4	3
LAST 15 GAMES			74 H St. Mary's (CA)	2	5	52 N Oregon St.	7	5			
			74 H St. Mary's (CA)	2	7	138 H San Francisco	3	10			
			74 H St. Mary's (CA)	1	7	138 H San Francisco	5	2			
			77 A Oregon	4	15						
			183 A Santa Clara	5	6						

Non-Div. I Games:

Portland

183	A	Santa Clara	1	9
183	A	Santa Clara	5	9

RPI	S	Opponent	Score	
183	A	Santa Clara	1	9
183	A	Santa Clara	5	6
183	A	Santa Clara	5	9
221	H	Pacific	0	3
221	H	Pacific	6	10
221	H	Pacific	2	3
231	A	UC Davis	3	4
231	A	UC Davis	9	6
231	A	UC Davis	7	4
231	A	UC Davis	12	0

Average RPI Win: 197		WON-LOST RECORD		WINNING PCT. RANK		LAST 15 GAMES		STRENGTH OF SCHEDULE		OPP. STRENGTH OF SCHEDULE		TEAM RPI		ADJ RPI		CONF. RPI		ADJ CONF. RPI			
DIV. I ONLY		19-36-0		.34545 252		5-10-0		177		230		233		.45636 233		24		24			
DIV. I NON-CONF.		11-20-0		.35484 229		2-3-0		185		224		218		.46621 218		25		25			
TOTALS		RPI 1-25		RPI 26-50		W-L RECORDS		RPI 51-100		RPI 101-150		RPI 150+									
19-36-0		0-0-0		0-2-0		OVERALL		2-6-0		0-6-0		17-22-0									
9-12-0		0-0-0		0-1-0		HOME		0-0-0		0-0-0		9-11-0									
10-22-0		0-0-0		0-1-0		AWAY		2-5-0		0-6-0		8-10-0									
0-2-0		0-0-0		0-0-0		NEUTRAL		0-1-0		0-0-0		0-1-0									
11-20-0		0-0-0		0-2-0		NON-CONFERENCE		1-4-0		0-3-0		10-11-0									
5-4-0		0-0-0		0-1-0		HOME		0-0-0		0-0-0		5-3-0									
6-14-0		0-0-0		0-0-		AWAY		1-3-0		0-3-0		5-7-0									
0-2-0		0-0-0		0-0-0		NEUTRAL		0-1-0		0-0-0		0-1-0									
8-16-0		0-0-0		0-0-0		CONFERENCE		1-2-0		0-3-0		7-11-0									
4-8-0		0-0-0		0-0-0		HOME		0-0-0		0-0-0		4-8-0									
4-8-0		0-0-0		0-0-0		AWAY		1-2-0		0-3-0		3-3-0									
0-0-0		0-0-0		0-0-0		NEUTRAL		0-0-0		0-0-0		0-0-0									
RPI	S	Opponent		Score		RPI	S	Opponent		Score		RPI	S	Opponent		Score					
				49	A	Wright St.		4	14	55	A	Kentucky		3	5	127	A	Rhode Island		4	6
				49	H	Wright St.		0	1	55	N	Kentucky		2	15	127	A	Rhode Island		3	4
										67	A	VCU		3	5	127	A	Rhode Island		3	5
										67	A	VCU		8	3	132	A	Furman		3	9
										67	A	VCU		2	9	132	A	Furman		1	8
										96	A	High Point		0	3	132	A	Furman		2	5
										96	A	High Point		9	10	154	A	Miami (OH)		3	7
										96	A	High Point		5	1	154	H	Miami (OH)		11	8
																165	H	Oakland		3	0
																165	H	Oakland		4	6
																166	A	Ball St.		3	1
																166	A	Ball St.		0	10
																166	A	Ball St.		3	9
																166	A	Ball St.		1	6
																171	N	Stony Brook		6	11
																182	A	Wofford		6	4
																182	A	Wofford		5	10
																182	A	Wofford		9	5
																189	H	Davidson		7	3
																189	H	Davidson		8	3
																189	H	Davidson		3	5
																202	H	Eastern Mich.		6	7
																205	A	Fordham		2	4
																205	A	Fordham		2	8
																205	A	Fordham		2	1
																206	A	Toledo		12	10
																206	H	Toledo		14	6
LAST 15 GAMES																					

Non-Div. I Games:

Dayton

189	H	Davidson	8	3
189	H	Davidson	3	5

RPI	S	Opponent	Score	
207	H	George Washington	2	4
207	H	George Washington	2	6
207	H	George Washington	2	1
211	H	Eastern Ky.	5	2
220	A	USC Upstate	4	6
223	H	St. Bonaventure	3	4
223	H	St. Bonaventure	3	6
223	H	St. Bonaventure	13	12
229	H	Saint Louis	2	7
229	H	Saint Louis	3	5
229	H	Saint Louis	1	5
234	A	Northern Ky.	3	4
236	H	Ohio	3	4
264	A	Bowling Green	13	2
275	A	George Mason	9	2
275	A	George Mason	9	6
275	A	George Mason	2	8
276	H	Butler	3	0

D
a
y
t
o
n

D
a
y
t
o
n

Average RPI Win: 204		WON-LOST	WINNING	LAST 15	STRENGTH OF		OPP. STRENGTH	TEAM	ADJ	CONF.	ADJ CONF.
Average RPI Loss: 146		RECORD	PCT. RANK	GAMES	SCHEDULE		OF SCHEDULE	RPI	RPI	RPI	RPI
DIV. I ONLY		20-33-0	.37736	234	5-10-0		220	228	235	.45544	234
DIV. I NON-CONF.		11-12-0	.47826	160	0-1-0		218	263	161	.49152	161
TOTALS		RPI 1-25	RPI 26-50		W-L RECORDS		RPI 51-100		RPI 101-150		RPI 150+
20-33-0		0-0-0	1-4-0		OVERALL		1-5-0		3-7-0		15-17-0
7-13-0		0-0-0	0-2-0		HOME		0-1-0		0-5-0		7-5-0
11-18-0		0-0-0	1-2-0		AWAY		1-3-0		3-2-0		6-8-0
2-2-0		0-0-0	0-0-0		NEUTRAL		0-0-0		0-0-0		2-2-0
11-12-0		0-0-0	0-0-0		NON-CONFERENCE		1-5-0		0-0-0		10-7-0
4-1-0		0-0-0	0-0-0		HOME		0-1-0		0-0-0		4-0-0
5-9-0		0-0-0	0-0-		AWAY		1-4-0		0-0-0		4-5-0
2-2-0		0-0-0	0-0-0		NEUTRAL		0-0-0		0-0-0		2-2-0
9-21-0		0-0-0	1-4-0		CONFERENCE		0-0-0		3-7-0		5-10-0
3-12-0		0-0-0	0-2-0		HOME		0-0-0		0-5-0		3-5-0
6-9-0		0-0-0	1-2-0		AWAY		0-0-0		3-2-0		2-5-0
0-0-0		0-0-0	0-0-0		NEUTRAL		0-0-0		0-0-0		0-0-0
RPI S	Opponent	Score	RPI S	Opponent	Score	RPI S	Opponent	Score	RPI S	Opponent	Score
			49 A	Wright St.	1 12	55 A	Kentucky	5 4	134 A	Milwaukee	3 0
			49 A	Wright St.	6 4	79 A	Troy	0 5	134 A	Milwaukee	0 6
			49 A	Wright St.	3 4	79 A	Troy	2 4	134 A	Milwaukee	0 8
			49 H	Wright St.	2 5	79 A	Troy	3 10	134 H	Milwaukee	4 5
			49 H	Wright St.	3 13	79 A	Troy	1 6	134 H	Milwaukee	3 7
						95 H	Xavier	1 8	144 A	Valparaiso	9 4
									144 A	Valparaiso	12 4
									144 H	Valparaiso	4 6
									144 H	Valparaiso	1 16
									144 H	Valparaiso	4 5
									154 H	Miami (OH)	5 1
									156 A	Alabama St.	8 5
									156 A	Alabama St.	6 7
									156 A	Alabama St.	1 11
									156 A	Alabama St.	3 9
									165 A	Oakland	3 5
									165 A	Oakland	3 4
									165 H	Oakland	1 6
									165 H	Oakland	4 12
									165 H	Oakland	3 6
									166 A	Ball St.	1 13
									187 A	Ill.-Chicago	2 5
									187 A	Ill.-Chicago	4 5
									187 H	Ill.-Chicago	3 6
									187 H	Ill.-Chicago	1 4
									187 H	Ill.-Chicago	12 6
									233 H	Dayton	4 3
LAST 15 GAMES			259 H	Youngstown St.	12 8	187 A	Ill.-Chicago	4 5			
			259 H	Youngstown St.	8 7	134 A	Milwaukee	3 0			
			134 H	Milwaukee	4 5	134 A	Milwaukee	0 8			
			134 H	Milwaukee	3 7						
			144 A	Valparaiso	9 4						

Non-Div. I Games:

Northern Ky.

144	A	Valparaiso	12	4
187	A	Ill.-Chicago	2	5

RPI	S	Opponent	Score	
236	A	Ohio	7	6
244	A	ETSU	21	12
244	A	ETSU	3	2
244	A	ETSU	6	7
255	H	Northwestern	7	1
259	A	Youngstown St.	9	8
259	A	Youngstown St.	11	5
259	A	Youngstown St.	1	3
259	H	Youngstown St.	12	8
259	H	Youngstown St.	8	7
267	N	Western Ill.	11	16
267	N	Western Ill.	5	4
267	N	Western Ill.	6	8
267	N	Western Ill.	7	4
276	H	Butler	8	3

N
o
r
t
h
e
r
n
K
y
.

N
o
r
t
h
e
r
n
K
y
.

Penn

Penn

Penn

249	H	Cornell	3	2
249	H	Cornell	13	2

Through Games Of May 23, 2016

RPI	S	Opponent	Score	
265	A	Lafayette	6	5
265	A	Lafayette	12	2
265	A	Lafayette	4	5
265	H	Lafayette	7	5
265	H	Lafayette	1	3
277	H	La Salle	7	3
279	A	NYIT	5	6

Penn

P
e
n
n

P
e
n
n

O
h
i
o

Ohio

Ohio

Ohio

Ohio

 Tie, Loss, Non-Conf, S Site, H Home, A Away, N Neutral Page 472

Average RPI Win: 165		WON-LOST	WINNING	LAST 15	STRENGTH OF		OPP. STRENGTH	TEAM	ADJ	CONF.	ADJ CONF.
Average RPI Loss: 122		RECORD	PCT. RANK	GAMES	SCHEDULE		OF SCHEDULE	RPI	RPI	RPI	RPI
DIV. I ONLY		18-36-0	.33333	258	7-8-0		139	119	238	.45472	237
DIV. I NON-CONF.		9-15-0	.375	220	4-1-0		224	223	259	.44076	259
TOTALS		RPI 1-25	RPI 26-50		W-L RECORDS		RPI 51-100		RPI 101-150		RPI 150+
18-36-0		1-5-0	2-3-0		OVERALL		0-11-0		5-7-0		10-10-0
12-14-0		0-0-0	2-2-0		HOME		0-6-0		4-2-0		6-4-0
4-17-0		1-4-0	0-0-0		AWAY		0-4-0		1-5-0		2-4-0
2-5-0		0-1-0	0-1-0		NEUTRAL		0-1-0		0-0-0		2-2-0
9-15-0		0-3-0	0-2-0		NON-CONFERENCE		0-2-0		0-0-0		9-8-0
6-5-0		0-0-0	0-1-0		HOME		0-0-0		0-0-0		6-4-0
1-5-0		0-2-0	0-0-		AWAY		0-1-0		0-0-0		1-2-0
2-5-0		0-1-0	0-1-0		NEUTRAL		0-1-0		0-0-0		2-2-0
9-21-0		1-2-0	2-1-0		CONFERENCE		0-9-0		5-7-0		1-2-0
6-9-0		0-0-0	2-1-0		HOME		0-6-0		4-2-0		0-0-0
3-12-0		1-2-0	0-0-0		AWAY		0-3-0		1-5-0		1-2-0
0-0-0		0-0-0	0-0-0		NEUTRAL		0-0-0		0-0-0		0-0-0
RPI S	Opponent	Score	RPI S	Opponent	Score	RPI S	Opponent	Score	RPI S	Opponent	Score
5 A	South Carolina	0 5	26 H	Wake Forest	9 15	76 N	Old Dominion	3 12	119 H	Arkansas St.	6 4
13 N	Virginia	0 8	26 N	Wake Forest	7 10	78 A	Tennessee	5 7	119 H	Arkansas St.	9 2
14 A	Coastal Caro.	2 17	47 H	South Ala.	1 8	79 A	Troy	3 4	119 H	Arkansas St.	7 9
18 A	La.-Lafayette	1 4	47 H	South Ala.	4 3	79 A	Troy	2 3	121 H	Little Rock	3 9
18 A	La.-Lafayette	0 7	47 H	South Ala.	4 3	79 A	Troy	7 9	121 H	Little Rock	8 7
18 A	La.-Lafayette	6 1				92 H	Ga. Southern	3 13	121 H	Little Rock	8 7
						92 H	Ga. Southern	1 5	146 A	La.-Monroe	2 6
						92 H	Ga. Southern	6 8	146 A	La.-Monroe	5 4
						97 H	UT Arlington	5 7	146 A	La.-Monroe	5 10
						97 H	UT Arlington	3 8	147 A	Texas St.	0 4
						97 H	UT Arlington	3 4	147 A	Texas St.	0 16
									147 A	Texas St.	2 4
									158 N	Campbell	4 9
									161 H	Longwood	3 2
									161 H	Longwood	8 6
									161 H	Longwood	9 2
									171 N	Stony Brook	4 0
									204 A	Elon	3 4
									216 H	Quinnipiac	3 4
									216 H	Quinnipiac	2 3
									216 H	Quinnipiac	2 7
									216 H	Quinnipiac	10 7
									225 A	Georgia St.	0 10
									225 A	Georgia St.	6 5
									225 A	Georgia St.	4 5
									264 N	Bowling Green	2 6
									278 A	N.C. Central	1 4
LAST 15 GAMES			161 H	Longwood	8 6	18 A	La.-Lafayette	6 1	225 A	Georgia St.	0 10
			161 H	Longwood	3 2	18 A	La.-Lafayette	0 7	225 A	Georgia St.	6 5
			161 H	Longwood	9 2	287 H	N.C. A&T	10 9	225 A	Georgia St.	4 5
			97 H	UT Arlington	5 7				264 N	Bowling Green	2 6
			97 H	UT Arlington	3 8				278 A	N.C. Central	1 4

Non-Div. I Games:

Appalachian St.

97	H	UT Arlington	3	4
18	A	La.-Lafayette	1	4

RPI	S	Opponent	Score	
278	H	N.C. Central	12	1
285	H	UNC Asheville	3	8
285	N	UNC Asheville	8	0
287	A	N.C. A&T	7	6
287	H	N.C. A&T	10	9

A
P
P
a
l
a
c
h
i
a
n
S
t
.

A
P
P
a
l
a
c
h
i
a
n
S
t
.

Average RPI Win: 214		WON-LOST	WINNING	LAST 15	STRENGTH OF		OPP. STRENGTH	TEAM	ADJ	CONF.	ADJ CONF.
Average RPI Loss: 131		RECORD	PCT. RANK	GAMES	SCHEDULE		OF SCHEDULE	RPI	RPI	RPI	RPI
DIV. I ONLY		19-33-0	.36538	239	4-11-0		167	162	234	.4546	238
DIV. I NON-CONF.		13-15-0	.46429	164	1-2-0		228	124	212	.46961	214
TOTALS		RPI 1-25	RPI 26-50		W-L RECORDS		RPI 51-100		RPI 101-150		RPI 150+
19-33-0		1-6-0	0-2-0		OVERALL		1-4-0		1-5-0		16-16-0
14-13-0		1-2-0	0-0-0		HOME		1-2-0		0-0-0		12-9-0
5-19-0		0-4-0	0-2-0		AWAY		0-2-0		1-5-0		4-6-0
0-1-0		0-0-0	0-0-0		NEUTRAL		0-0-0		0-0-0		0-1-0
13-15-0		0-4-0	0-2-0		NON-CONFERENCE		1-4-0		0-0-0		12-5-0
11-4-0		0-0-0	0-0-0		HOME		1-2-0		0-0-0		10-2-0
2-10-0		0-4-0	0-0-0		AWAY		0-2-0		0-0-0		2-2-0
0-1-0		0-0-0	0-0-0		NEUTRAL		0-0-0		0-0-0		0-1-0
6-18-0		1-2-0	0-0-0		CONFERENCE		0-0-0		1-5-0		4-11-0
3-9-0		1-2-0	0-0-0		HOME		0-0-0		0-0-0		2-7-0
3-9-0		0-0-0	0-0-0		AWAY		0-0-0		1-5-0		2-4-0
0-0-0		0-0-0	0-0-0		NEUTRAL		0-0-0		0-0-0		0-0-0
RPI S	Opponent	Score	RPI S	Opponent	Score	RPI S	Opponent	Score	RPI S	Opponent	Score
5 A	South Carolina	4 5	34 A	Georgia	3 5	62 A	Col. of Charleston	1 4	123 A	Liberty	6 9
5 A	South Carolina	0 9	34 A	Georgia	3 10	73 A	Jacksonville	1 4	123 A	Liberty	6 1
5 A	South Carolina	0 2				75 H	West Virginia	0 5	123 A	Liberty	2 10
10 A	Clemson	2 3				75 H	West Virginia	4 3	148 A	Gardner-Webb	2 21
14 H	Coastal Caro.	0 6				75 H	West Virginia	0 3	148 A	Gardner-Webb	0 1
14 H	Coastal Caro.	3 9							148 A	Gardner-Webb	2 5
14 H	Coastal Caro.	6 4							158 H	Campbell	4 5
									158 H	Campbell	5 7
									158 H	Campbell	18 7
									161 H	Longwood	2 6
									161 H	Longwood	4 13
									161 H	Longwood	1 4
									164 A	Winthrop	0 1
									164 A	Winthrop	17 5
									164 A	Winthrop	1 11
									182 N	Wofford	0 4
									200 A	Presbyterian	1 3
									200 A	Presbyterian	0 12
									200 A	Presbyterian	9 4
									207 H	George Washington	5 10
									207 H	George Washington	12 1
									207 H	George Washington	3 1
									220 A	USC Upstate	6 11
									220 H	USC Upstate	3 1
									252 H	Massachusetts	7 2
									252 H	Massachusetts	3 1
									252 H	Massachusetts	12 8
LAST 15 GAMES			LAST 15 GAMES			LAST 15 GAMES			LAST 15 GAMES		
200 A	Presbyterian	9 4	200 A	Presbyterian	1 3	278 A	N.C. Central	1 0	278 A	N.C. Central	1 0
200 A	Presbyterian	0 12	200 A	Presbyterian	0 12	164 A	Winthrop	0 1	164 A	Winthrop	17 5
10 A	Clemson	2 3	10 A	Clemson	2 3						
14 H	Coastal Caro.	0 6	14 H	Coastal Caro.	0 6						

Non-Div. I Games: North Greenville 2 6

Charleston So.

14	H	Coastal Caro.	3	9
14	H	Coastal Caro.	6	4

RPI	S	Opponent	Score	
260	A	The Citadel	3	4
260	H	The Citadel	18	1
276	H	Butler	3	4
276	H	Butler	2	1
276	H	Butler	7	3
278	A	N.C. Central	1	0
278	H	N.C. Central	9	6
285	H	UNC Asheville	9	7
285	H	UNC Asheville	1	7
285	H	UNC Asheville	8	9
288	A	Savannah St.	10	4

Charleston So.

C
h
a
r
l
e
s
t
o
n
S
o
.

C
h
a
r
l
e
s
t
o
n
S
o
.

Average RPI Win: 217		WON-LOST	WINNING	LAST 15	STRENGTH OF		OPP. STRENGTH	TEAM	ADJ		CONF.	ADJ CONF.			
Average RPI Loss: 174		RECORD	PCT. RANK	GAMES	SCHEDULE		OF SCHEDULE	RPI	RPI		RPI	RPI			
DIV. I ONLY		17-24-0	.41463	217	8-7-0		258	216	239	.45441	239	25			
DIV. I NON-CONF.		8-13-0	.38095	218	1-2-0		201	194	213	.47052	212	21			
TOTALS		RPI 1-25	RPI 26-50		W-L RECORDS		RPI 51-100		RPI 101-150		RPI 150+				
17-24-0		0-3-0	1-1-0		OVERALL		0-2-0		0-0-0		16-18-0				
6-7-0		0-0-0	0-1-0		HOME		0-0-0		0-0-0		6-6-0				
7-12-0		0-3-0	1-0-0		AWAY		0-2-0		0-0-0		6-7-0				
4-5-0		0-0-0	0-0-0		NEUTRAL		0-0-0		0-0-0		4-5-0				
8-13-0		0-3-0	1-1-0		NON-CONFERENCE		0-0-0		0-0-0		7-9-0				
1-2-0		0-0-0	0-1-0		HOME		0-0-0		0-0-0		1-1-0				
3-6-0		0-3-0	1-0-		AWAY		0-0-0		0-0-0		2-3-0				
4-5-0		0-0-0	0-0-0		NEUTRAL		0-0-0		0-0-0		4-5-0				
9-11-0		0-0-0	0-0-0		CONFERENCE		0-2-0		0-0-0		9-9-0				
5-5-0		0-0-0	0-0-0		HOME		0-0-0		0-0-0		5-5-0				
4-6-0		0-0-0	0-0-0		AWAY		0-2-0		0-0-0		4-4-0				
0-0-0		0-0-0	0-0-0		NEUTRAL		0-0-0		0-0-0		0-0-0				
RPI S	Opponent	Score		RPI S	Opponent	Score		RPI S	Opponent	Score		RPI S	Opponent	Score	
2	A Florida	5	16	26	A Wake Forest	6	3	99	A Princeton	1	4	159	A Holy Cross	4	11
2	A Florida	2	9	35	H Boston College	9	11	99	A Princeton	5	14	167	A Northeastern	2	3
2	A Florida	1	3									178	H Columbia	11	3
												178	H Columbia	3	4
												190	N Richmond	2	9
												197	A Fairfield	7	1
												197	A Fairfield	6	8
												208	A Yale	9	1
												208	A Yale	5	2
												208	A Yale	6	3
												208	A Yale	2	3
												209	H Albany (NY)	3	2
												209	H Albany (NY)	0	3
												217	A UMass Lowell	9	4
												222	N Towson	5	6
												224	A Dartmouth	1	3
												224	A Dartmouth	3	1
												224	H Dartmouth	1	3
												224	H Dartmouth	1	2
												235	H Penn	5	6
												235	H Penn	3	2
												240	H Brown	4	3
												240	H Brown	0	6
												240	H Brown	6	0
												240	H Brown	2	1
												249	A Cornell	1	5
												249	A Cornell	4	6
LAST 15 GAMES				224	A Dartmouth	3	1	240	H Brown	2	1	240	H Brown	0	6
				224	A Dartmouth	1	3	240	H Brown	4	3	240	H Brown	6	0
				224	H Dartmouth	1	3	252	N Massachusetts	2	6	240	H Brown	2	1
				224	H Dartmouth	1	2					249	A Cornell	1	5
				217	A UMass Lowell	9	4					249	A Cornell	4	6

Non-Div. I Games:

Harvard

240	H	Brown	0	6
240	H	Brown	6	0

RPI	S	Opponent	Score	
252	N	Massachusetts	2	6
252	N	Massachusetts	5	1
252	N	Massachusetts	9	5
253	N	Army West Point	5	3
253	N	Army West Point	4	6
253	N	Army West Point	12	13
295	N	Saint Peter's	7	1

Harvard

H
a
r
v
a
r
d

H
a
r
v
a
r
d

Average RPI Win: 217		WON-LOST RECORD	WINNING PCT. RANK	LAST 15 GAMES	STRENGTH OF SCHEDULE	OPP. STRENGTH OF SCHEDULE	TEAM RPI	ADJ RPI	CONF. RPI	ADJ CONF. RPI					
Average RPI Loss: 148															
DIV. I ONLY		15-24-0	.38462	229	6-9-0	229	213	240	.45437	240	25	25			
DIV. I NON-CONF.		6-13-0	.31579	248	0-3-0	131	166	211	.47104	211	20	21			
<hr/>															
TOTALS		RPI 1-25		RPI 26-50		W-L RECORDS		RPI 51-100		RPI 101-150		RPI 150+			
15-24-0		0-0-0		0-1-0		OVERALL		0-8-0		1-3-0		14-12-0			
6-9-0		0-0-0		0-1-0		HOME		0-2-0		0-1-0		6-5-0			
8-13-0		0-0-0		0-0-0		AWAY		0-4-0		1-2-0		7-7-0			
1-2-0		0-0-0		0-0-0		NEUTRAL		0-2-0		0-0-0		1-0-0			
6-13-0		0-0-0		0-1-0		NON-CONFERENCE		0-6-0		1-3-0		5-3-0			
1-4-0		0-0-0		0-1-0		HOME		0-0-0		0-1-0		1-2-0			
4-7-0		0-0-0		0-0-		AWAY		0-4-0		1-2-0		3-1-0			
1-2-0		0-0-0		0-0-0		NEUTRAL		0-2-0		0-0-0		1-0-0			
9-11-0		0-0-0		0-0-0		CONFERENCE		0-2-0		0-0-0		9-9-0			
5-5-0		0-0-0		0-0-0		HOME		0-2-0		0-0-0		5-3-0			
4-6-0		0-0-0		0-0-0		AWAY		0-0-0		0-0-0		4-6-0			
0-0-0		0-0-0		0-0-0		NEUTRAL		0-0-0		0-0-0		0-0-0			
RPI	S	Opponent	Score	RPI	S	Opponent	Score	RPI	S	Opponent	Score				
				32	H	Bryant	3 15	60	N	Alabama	0 2	127	H	Rhode Island	6 10
								64	A	Marshall	0 2	141	A	UCF	0 2
								64	A	Marshall	0 14	141	A	UCF	4 6
								64	A	Marshall	2 7	141	A	UCF	15 5
								64	A	Marshall	2 3	159	A	Holy Cross	11 12
								90	N	Notre Dame	6 7	159	A	Holy Cross	3 0
								99	H	Princeton	9 11	159	H	Holy Cross	2 1
								99	H	Princeton	7 25	159	H	Holy Cross	0 9
												178	A	Columbia	3 7
												178	A	Columbia	2 10
												208	A	Yale	10 3
												208	A	Yale	4 3
												208	H	Yale	1 12
												208	H	Yale	7 4
												217	H	UMass Lowell	8 9
												224	H	Dartmouth	0 15
												224	H	Dartmouth	2 0
												224	H	Dartmouth	3 4
												224	H	Dartmouth	4 2
												235	A	Penn	8 5
												235	A	Penn	1 3
												239	A	Harvard	6 0
												239	A	Harvard	0 6
												239	A	Harvard	1 2
												239	A	Harvard	3 4
												248	A	Siena	10 2
												248	A	Siena	7 5
<hr/>															
LAST 15 GAMES															
				208	A	Yale	4 3	239	A	Harvard	1 2	239	A	Harvard	0 6
				208	A	Yale	10 3	239	A	Harvard	3 4	239	A	Harvard	1 2
				208	H	Yale	1 12	217	H	UMass Lowell	8 9	239	A	Harvard	3 4
				208	H	Yale	7 4					248	A	Siena	10 2
				32	H	Bryant	3 15					248	A	Siena	7 5

Non-Div. I Games:

Brown

239	A	Harvard	6	0
239	A	Harvard	0	6

RPI	S	Opponent	Score	
249	H	Cornell	4	2
249	H	Cornell	7	6
261	N	Bucknell	2	0

Brown

B
r
o
w
n

B
r
o
w
n

Average RPI Win:	207	WON-LOST RECORD	WINNING PCT. RANK	LAST 15 GAMES	STRENGTH OF SCHEDULE	OPP. STRENGTH OF SCHEDULE	TEAM RPI	ADJ RPI	CONF. RPI	ADJ CONF. RPI		
DIV. I ONLY		18-31-0	.36735	237	8-7-0	242	231	241	.45341	241	23	23
DIV. I NON-CONF.		3-18-0	.14286	293	0-1-0	225	218	285	.40401	284	22	22
<hr/>												
TOTALS	RPI 1-25	RPI 26-50		W-L RECORDS		RPI 51-100		RPI 101-150		RPI 150+		
18-31-0	0-1-0	0-0-0		OVERALL		1-3-0		1-6-0		16-21-0		
7-5-0	0-0-0	0-0-0		HOME		0-0-0		0-1-0		7-4-0		
9-22-0	0-1-0	0-0-0		AWAY		1-3-0		0-3-0		8-14-0		
2-4-0	0-0-0	0-0-0		NEUTRAL		0-0-0		1-2-0		1-2-0		
<hr/>												
3-18-0	0-1-0	0-0-0		NON-CONFERENCE		0-1-0		1-6-0		2-10-0		
0-1-0	0-0-0	0-0-0		HOME		0-0-0		0-1-0		0-0-0		
1-13-0	0-1-0	0-0-		AWAY		0-1-0		0-3-0		1-8-0		
2-4-0	0-0-0	0-0-0		NEUTRAL		0-0-0		1-2-0		1-2-0		
<hr/>												
15-13-0	0-0-0	0-0-0		CONFERENCE		1-2-0		0-0-0		14-11-0		
7-4-0	0-0-0	0-0-0		HOME		0-0-0		0-0-0		7-4-0		
8-9-0	0-0-0	0-0-0		AWAY		1-2-0		0-0-0		7-7-0		
0-0-0	0-0-0	0-0-0		NEUTRAL		0-0-0		0-0-0		0-0-0		
<hr/>												
RPI	S	Opponent	Score	RPI	S	Opponent	Score	RPI	S	Opponent	Score	
20	A	Georgia Tech	0 13					65	A	Kent St.	5 4	
								65	A	Kent St.	7 9	
								65	A	Kent St.	2 13	
								83	A	Michigan St.	5 6	

Non-Div. I Games:

Western Mich.

236	H	Ohio	6	0
165	A	Oakland	4	9

RPI	S	Opponent	Score	
206	A	Toledo	3	11
206	A	Toledo	10	2
213	N	Illinois St.	1	2
225	A	Georgia St.	2	3
230	A	Central Mich.	1	3
230	A	Central Mich.	1	8
230	A	Central Mich.	2	1
236	H	Ohio	14	7
236	H	Ohio	5	7
236	H	Ohio	6	0
264	A	Bowling Green	3	2
264	A	Bowling Green	11	0
264	H	Bowling Green	1	0
264	H	Bowling Green	6	5
276	A	Butler	2	0
276	A	Butler	3	7
293	A	Chicago St.	3	6

Average RPI Win:	238	WON-LOST	WINNING	LAST 15	STRENGTH OF	OPP. STRENGTH	TEAM	ADJ	CONF.	ADJ CONF.	
Average RPI Loss:	171	RECORD	PCT. RANK	GAMES	SCHEDULE	OF SCHEDULE	RPI	RPI	RPI	RPI	
DIV. I ONLY	21-31-0	.40385	220	9-6-0	254	273	242	.4534	242	23	23
DIV. I NON-CONF.	13-15-0	.46429	164	6-1-0	253	294	200	.47602	200	22	22
<hr/>											
TOTALS	RPI 1-25	RPI 26-50		W-L RECORDS		RPI 51-100		RPI 101-150		RPI 150+	
21-31-0	0-0-0	0-0-0		OVERALL		0-6-0		0-1-0		21-24-0	
7-10-0	0-0-0	0-0-0		HOME		0-0-0		0-0-0		7-10-0	
13-18-0	0-0-0	0-0-0		AWAY		0-6-0		0-1-0		13-11-0	
1-3-0	0-0-0	0-0-0		NEUTRAL		0-0-0		0-0-0		1-3-0	
<hr/>											
13-15-0	0-0-0	0-0-0		NON-CONFERENCE		0-3-0		0-1-0		13-11-0	
3-2-0	0-0-0	0-0-0		HOME		0-0-0		0-0-0		3-2-0	
9-10-0	0-0-0	0-0-		AWAY		0-3-0		0-1-0		9-6-0	
1-3-0	0-0-0	0-0-0		NEUTRAL		0-0-0		0-0-0		1-3-0	
<hr/>											
8-16-0	0-0-0	0-0-0		CONFERENCE		0-3-0		0-0-0		8-13-0	
4-8-0	0-0-0	0-0-0		HOME		0-0-0		0-0-0		4-8-0	
4-8-0	0-0-0	0-0-0		AWAY		0-3-0		0-0-0		4-5-0	
0-0-0	0-0-0	0-0-0		NEUTRAL		0-0-0		0-0-0		0-0-0	
<hr/>											
RPI	S	Opponent	Score	RPI	S	Opponent	Score	RPI	S	Opponent	Score
				55 A Kentucky 1 5				142 A Navy 2 6			
				55 A Kentucky 3 14				154 H Miami (OH) 0 3			
				55 A Kentucky 8 9				154 H Miami (OH) 6 7			
				65 A Kent St. 4 5				154 H Miami (OH) 0 6			
				65 A Kent St. 0 5				166 H Ball St. 4 3			
				65 A Kent St. 2 12				166 H Ball St. 2 4			
								166 H Ball St. 6 9			
								167 A Northeastern 4 8			
								167 A Northeastern 6 3			
								167 A Northeastern 0 1			
								186 N Air Force 0 13			
								189 A Davidson 0 5			
								192 A Canisius 5 9			
								192 A Canisius 5 4			
								192 H Canisius 4 2			
								192 H Canisius 1 3			
								201 A Northern Ill. 7 17			
								201 A Northern Ill. 2 9			
								201 A Northern Ill. 7 2			
								202 H Eastern Mich. 12 4			
				202 H Eastern Mich. 3 4							
				202 H Eastern Mich. 1 2							
				206 A Toledo 13 7							
				206 A Toledo 2 3							
				206 A Toledo 6 4							
				223 A St. Bonaventure 2 9							
				223 A St. Bonaventure 1 2							
<hr/>											
LAST 15 GAMES											
264 H Bowling Green 8 3				268 H Niagara 9 2				206 A Toledo 6 4			
264 H Bowling Green 4 0				268 H Niagara 4 3				206 A Toledo 2 3			
264 H Bowling Green 2 8				65 A Kent St. 2 12				206 A Toledo 6 4			
268 A Niagara 7 3								223 A St. Bonaventure 2 9			
268 A Niagara 8 0								223 A St. Bonaventure 1 2			

Non-Div. I Games:

Buffalo

Buffalo

250	N	Hofstra	11	3
250	N	Hofstra	1	2

Through Games Of May 23, 2016

RPI	S	Opponent	Score	
223	H	St. Bonaventure	1	6
236	A	Ohio	5	6
236	A	Ohio	9	3
236	A	Ohio	1	3
247	N	Marist	3	8
250	N	Hofstra	11	3
250	N	Hofstra	1	2
264	H	Bowling Green	2	8
264	H	Bowling Green	4	0
264	H	Bowling Green	8	3
266	A	UT Martin	15	8
266	A	UT Martin	8	5
266	A	UT Martin	5	3
268	A	Niagara	7	3
268	A	Niagara	8	0
268	H	Niagara	4	3
268	H	Niagara	9	2
289	A	Mt. St. Mary's	2	0
289	A	Mt. St. Mary's	15	0

Buffalo

B
u
f
f
a
l
o

B
u
f
f
a
l
o

Average RPI Win: 227		WON-LOST RECORD		WINNING PCT. RANK		LAST 15 GAMES		STRENGTH OF SCHEDULE		OPP. STRENGTH OF SCHEDULE		TEAM RPI		ADJ RPI		CONF. RPI		ADJ CONF. RPI	
DIV. I ONLY		20-32-0		.38462 229		5-10-0		185		225		243		.45281 243		16		16	
DIV. I NON-CONF.		15-19-0		.44118 182		3-1-0		216		264		230		.45989 230		16		16	
TOTALS		RPI 1-25		RPI 26-50		W-L RECORDS		RPI 51-100		RPI 101-150		RPI 150+							
20-32-0		0-1-0		0-4-0		OVERALL		1-11-0		1-7-0		18-9-0							
14-11-0		0-0-0		0-3-0		HOME		0-3-0		1-2-0		13-3-0							
4-17-0		0-1-0		0-0-0		AWAY		0-7-0		0-5-0		4-4-0							
2-4-0		0-0-0		0-1-0		NEUTRAL		1-1-0		0-0-0		1-2-0							
15-19-0		0-1-0		0-1-0		NON-CONFERENCE		1-8-0		0-2-0		14-7-0							
11-5-0		0-0-0		0-0-0		HOME		0-3-0		0-0-0		11-2-0							
2-10-0		0-1-0		0-0-		AWAY		0-4-0		0-2-0		2-3-0							
2-4-0		0-0-0		0-1-0		NEUTRAL		1-1-0		0-0-0		1-2-0							
5-13-0		0-0-0		0-3-0		CONFERENCE		0-3-0		1-5-0		4-2-0							
3-6-0		0-0-0		0-3-0		HOME		0-0-0		1-2-0		2-1-0							
2-7-0		0-0-0		0-0-0		AWAY		0-3-0		0-3-0		2-1-0							
0-0-0		0-0-0		0-0-0		NEUTRAL		0-0-0		0-0-0		0-0-0							
RPI	S	Opponent		Score		RPI	S	Opponent		Score		RPI	S	Opponent		Score			
16	A	Florida St.		10	11	35	N	Boston College		10	11	51	N	Illinois		2	4		
						41	H	Creighton		4	10	56	H	Hartford		1	11		
						41	H	Creighton		5	6	56	H	Hartford		1	2		
						41	H	Creighton		3	9	56	H	Hartford		0	8		
												63	N	Indiana St.		6	5		
												71	A	Houston		1	13		
												71	A	Houston		3	10		
												71	A	Houston		0	4		
												95	A	Xavier		0	9		
												95	A	Xavier		0	1		
												95	A	Xavier		10	15		
												100	A	Rutgers		4	6		

Non-Div. I Games:

Villanova

180	A	Georgetown	6	1
254	H	LIU Brooklyn	4	3

RPI	S	Opponent	Score	
277	A	La Salle	1	3
277	H	La Salle	5	2
279	H	NYIT	6	5
279	H	NYIT	8	2
291	H	Delaware St.	2	1
293	N	Chicago St.	3	4
295	H	Saint Peter's	1	5
295	H	Saint Peter's	7	3

Villanova

V
i
l
l
a
n
o
v
a

V
i
l
l
a
n
o
v
a

Average RPI Win: 217		WON-LOST RECORD	WINNING PCT. RANK	LAST 15 GAMES	STRENGTH OF SCHEDULE	OPP. STRENGTH OF SCHEDULE	TEAM RPI	ADJ RPI		CONF. RPI	ADJ CONF. RPI	
Average RPI Loss: 147												
DIV. I ONLY		26-28-0	.48148 169	10-5-0	277	153	244	.45237	244	18	18	
DIV. I NON-CONF.		13-17-0	.43333 190	0-3-0	299	153	286	.40394	285	21	20	
<hr/>												
TOTALS		RPI 1-25		RPI 26-50		W-L RECORDS		RPI 51-100		RPI 101-150		RPI 150+
26-28-0		0-0-0		0-3-0		OVERALL		0-8-0		7-5-0		19-12-0
18-14-0		0-0-0		0-0-0		HOME		0-4-0		3-3-0		15-7-0
8-14-0		0-0-0		0-3-0		AWAY		0-4-0		4-2-0		4-5-0
0-0-0		0-0-0		0-0-0		NEUTRAL		0-0-0		0-0-0		0-0-0
13-17-0		0-0-0		0-3-0		NON-CONFERENCE		0-2-0		1-2-0		12-10-0
10-10-0		0-0-0		0-0-0		HOME		0-1-0		1-2-0		9-7-0
3-7-0		0-0-0		0-0-		AWAY		0-1-0		0-0-0		3-3-0
0-0-0		0-0-0		0-0-0		NEUTRAL		0-0-0		0-0-0		0-0-0
13-11-0		0-0-0		0-0-0		CONFERENCE		0-6-0		6-3-0		7-2-0
8-4-0		0-0-0		0-0-0		HOME		0-3-0		2-1-0		6-0-0
5-7-0		0-0-0		0-0-0		AWAY		0-3-0		4-2-0		1-2-0
0-0-0		0-0-0		0-0-0		NEUTRAL		0-0-0		0-0-0		0-0-0
RPI	S	Opponent	Score	RPI	S	Opponent	Score	RPI	S	Opponent	Score	
				29	A	UNCW	5 15	70	A	UNCG	7 9	
				29	A	UNCW	11 16	70	A	UNCG	6 13	
				29	A	UNCW	7 17	70	A	UNCG	5 6	
								78	A	Tennessee	2 11	
								78	H	Tennessee	2 11	
								89	H	Mercer	9 12	
								89	H	Mercer	5 7	
								89	H	Mercer	8 9	

Non-Div. I Games:

ETSU

182	A	Wofford	5	3
182	A	Wofford	6	7

RPI	S	Opponent	Score	
260	H	The Citadel	10	9
260	H	The Citadel	10	6
260	H	The Citadel	11	2
264	H	Bowling Green	1	7
264	H	Bowling Green	12	1
271	H	Purdue	4	2
271	H	Purdue	9	8
271	H	Purdue	6	19
271	H	Purdue	8	2
277	H	La Salle	4	6
277	H	La Salle	6	3
277	H	La Salle	4	9
285	A	UNC Asheville	5	7
285	H	UNC Asheville	9	1
287	A	N.C. A&T	17	5
287	H	N.C. A&T	15	5

Average RPI Win:	245	WON-LOST RECORD	WINNING PCT. RANK	LAST 15 GAMES	STRENGTH OF SCHEDULE	OPP. STRENGTH OF SCHEDULE	TEAM RPI	ADJ RPI	CONF. RPI	ADJ CONF. RPI	
DIV. I ONLY	23-29-0	.44231	199	9-4-0	265	286	245	.45212	245	27	27
DIV. I NON-CONF.	13-17-0	.43333	190	2-1-0	270	297	254	.44516	254	29	29
TOTALS	RPI 1-25	RPI 26-50	W-L RECORDS		RPI 51-100	RPI 101-150		RPI 150+			
23-29-0	0-0-0	0-0-0	OVERALL		0-3-0	2-4-0		21-22-0			
10-7-0	0-0-0	0-0-0	HOME		0-0-0	1-0-0		9-7-0			
10-17-0	0-0-0	0-0-0	AWAY		0-3-0	1-3-0		9-11-0			
3-5-0	0-0-0	0-0-0	NEUTRAL		0-0-0	0-1-0		3-4-0			
13-17-0	0-0-0	0-0-0	NON-CONFERENCE		0-3-0	1-1-0		12-13-0			
5-4-0	0-0-0	0-0-0	HOME		0-0-0	1-0-0		4-4-0			
6-10-0	0-0-0	0-0-	AWAY		0-3-0	0-0-0		6-7-0			
2-3-0	0-0-0	0-0-0	NEUTRAL		0-0-0	0-1-0		2-2-0			
10-12-0	0-0-0	0-0-0	CONFERENCE		0-0-0	1-3-0		9-9-0			
5-3-0	0-0-0	0-0-0	HOME		0-0-0	0-0-0		5-3-0			
4-7-0	0-0-0	0-0-0	AWAY		0-0-0	1-3-0		3-4-0			
1-2-0	0-0-0	0-0-0	NEUTRAL		0-0-0	0-0-0		1-2-0			
RPI S	Opponent	Score	RPI S	Opponent	Score	RPI S	Opponent	Score	RPI S	Opponent	Score
						64 A	Marshall	2 4	115 N	Bradley	1 2
						64 A	Marshall	4 6	142 A	Navy	0 3
						64 A	Marshall	6 12	142 A	Navy	9 2
									142 A	Navy	3 10
									142 A	Navy	0 3
									149 H	Delaware	16 7
									159 H	Holy Cross	3 12
									159 H	Holy Cross	4 5
									159 H	Holy Cross	5 4
									159 H	Holy Cross	1 6
									159 N	Holy Cross	18 5
									159 N	Holy Cross	4 9
									159 N	Holy Cross	8 12
									218 A	Manhattan	2 10
									218 A	Manhattan	6 4
									218 H	Manhattan	0 2
									224 N	Dartmouth	4 5
									224 N	Dartmouth	15 7
									224 N	Dartmouth	5 4
									235 H	Penn	4 11
									243 A	Villanova	6 8
									246 N	Maine	6 11
									253 A	Army West Point	3 1
									253 A	Army West Point	2 5
									253 A	Army West Point	7 4
									257 A	Fairleigh Dickinson	6 10
									257 A	Fairleigh Dickinson	0 7
LAST 15 GAMES											
						159 N	Holy Cross	8 12	279 A	NYIT	16 5
						159 N	Holy Cross	18 5	265 H	Lafayette	6 3
						159 N	Holy Cross	4 9	265 H	Lafayette	5 2
						295 A	Saint Peter's	2 1			
						253 A	Army West Point	2 5			

Non-Div. I Games: Immaculata 8 2 Immaculata 11 2

Lehigh

253	A	Army West Point	3	1
253	A	Army West Point	7	4

RPI	S	Opponent	Score	
257	H	Fairleigh Dickinson	5	6
257	H	Fairleigh Dickinson	4	5
261	A	Bucknell	3	4
261	A	Bucknell	2	11
261	A	Bucknell	10	1
261	A	Bucknell	5	7
265	H	Lafayette	10	4
265	H	Lafayette	5	2
265	H	Lafayette	4	3
265	H	Lafayette	6	3
269	A	Rider	9	10
269	H	Rider	9	8
270	A	Norfolk St.	10	3
270	A	Norfolk St.	7	2
270	A	Norfolk St.	7	6
279	A	NYIT	16	5
279	H	NYIT	10	5
294	A	UMES	6	7
294	A	UMES	4	5
295	A	Saint Peter's	2	1
295	H	Saint Peter's	6	3
299	H	Coppin St.	10	4

Lehigh

L
e
h
i
g
h

L
e
h
i
g
h

M
a
i
n
e

Maine

Maine

171 H Stony Brook	2	1
209 A Albany (NY)	5	2

Through Games Of May 23, 2016

RPI	S	Opponent	Score	
217	H	UMass Lowell	8	1
217	H	UMass Lowell	7	4
217	H	UMass Lowell	1	0
223	N	St. Bonaventure	3	4
223	N	St. Bonaventure	2	9
224	N	Dartmouth	2	4
245	N	Lehigh	11	6
252	N	Massachusetts	1	10
252	N	Massachusetts	3	5
254	N	LIU Brooklyn	3	2
261	N	Bucknell	3	6
279	H	NYIT	2	4
279	H	NYIT	4	1
279	H	NYIT	8	5
279	H	NYIT	4	9

Maine

M
a
i
n
e

M
a
i
n
e

Average RPI Win: 238		WON-LOST	WINNING	LAST 15	STRENGTH OF	OPP. STRENGTH	TEAM	ADJ	CONF.	ADJ CONF.		
Average RPI Loss: 176		RECORD	PCT. RANK	GAMES	SCHEDULE	OF SCHEDULE	RPI	RPI	RPI	RPI		
DIV. I ONLY		24-25-0	.4898	162	7-8-0	279	270	248	.45018	247	29	29
DIV. I NON-CONF.		11-14-0	.44	183	2-2-0	183	245	181	.48343	181	28	27
<hr/>												
TOTALS		RPI 1-25	RPI 26-50		W-L RECORDS		RPI 51-100		RPI 101-150		RPI 150+	
24-25-0		0-0-0	0-0-0		OVERALL		1-9-0		1-1-0		22-15-0	
14-9-0		0-0-0	0-0-0		HOME		0-1-0		1-1-0		13-7-0	
9-14-0		0-0-0	0-0-0		AWAY		1-8-0		0-0-0		8-6-0	
1-2-0		0-0-0	0-0-0		NEUTRAL		0-0-0		0-0-0		1-2-0	
11-14-0		0-0-0	0-0-0		NON-CONFERENCE		1-9-0		1-1-0		9-4-0	
5-3-0		0-0-0	0-0-0		HOME		0-1-0		1-1-0		4-1-0	
5-9-0		0-0-0	0-0-		AWAY		1-8-0		0-0-0		4-1-0	
1-2-0		0-0-0	0-0-0		NEUTRAL		0-0-0		0-0-0		1-2-0	
13-11-0		0-0-0	0-0-0		CONFERENCE		0-0-0		0-0-0		13-11-0	
9-6-0		0-0-0	0-0-0		HOME		0-0-0		0-0-0		9-6-0	
4-5-0		0-0-0	0-0-0		AWAY		0-0-0		0-0-0		4-5-0	
0-0-0		0-0-0	0-0-0		NEUTRAL		0-0-0		0-0-0		0-0-0	
RPI	S	Opponent	Score	RPI	S	Opponent	Score	RPI	S	Opponent	Score	
						56 H Hartford	3 5	131 H Binghamton		6 1		
						67 A VCU	6 7	131 H Binghamton		7 15		
						67 A VCU	0 3	168 H Monmouth		3 5		
						67 A VCU	0 3	168 H Monmouth		2 1		
						70 A UNCG	4 16	168 H Monmouth		9 11		
						70 A UNCG	3 16	186 N Air Force		4 8		
						70 A UNCG	6 8	189 A Davidson		3 4		
						96 A High Point	8 6	209 H Albany (NY)		2 0		
						96 A High Point	7 9	216 H Quinnipiac		5 2		
						96 A High Point	2 4	216 H Quinnipiac		4 2		
								216 H Quinnipiac		6 0		
								217 H UMass Lowell		6 3		
								218 H Manhattan		14 2		
								218 H Manhattan		2 8		
								218 H Manhattan		13 7		
								242 N Buffalo		8 3		
								248 A Siena		9 10		
								248 A Siena		3 6		
								248 A Siena		8 9		
								253 N Army West Point		3 8		
								256 H Wagner		10 5		
								256 H Wagner		7 3		
						256 H Wagner	7 3	256 H Wagner		2 4		
						256 H Wagner	10 5	263 A NJIT		4 2		
						295 H Saint Peter's	1 3	268 H Niagara		3 7		
								268 H Niagara		12 1		
								268 H Niagara		3 2		
<hr/>												
LAST 15 GAMES												
248 A	Siena	9 10	256 H	Wagner	7 3	256 H	Wagner	10 5	263 A	NJIT	4 2	
248 A	Siena	3 6	256 H	Wagner	10 5	295 H	Saint Peter's	1 3	268 H	Niagara	3 7	
248 A	Siena	8 9							268 H	Niagara	12 1	
269 A	Rider	4 1							268 H	Niagara	3 2	
269 A	Rider	12 4										

Non-Div. I Games:

Marist

269	A	Rider	6	2
256	H	Wagner	2	4

RPI	S	Opponent	Score	
269	A	Rider	4	1
269	A	Rider	12	4
269	A	Rider	6	2
284	A	Iona	1	2
284	A	Iona	7	6
284	A	Iona	2	3
291	A	Delaware St.	4	2
291	A	Delaware St.	4	3
291	A	Delaware St.	15	0
295	H	Saint Peter's	1	3
295	H	Saint Peter's	9	2
295	H	Saint Peter's	4	6

Average RPI Win:	226	WON-LOST RECORD	WINNING PCT. RANK	LAST 15 GAMES	STRENGTH OF SCHEDULE	OPP. STRENGTH OF SCHEDULE	TEAM RPI	ADJ RPI	CONF. RPI	ADJ CONF. RPI	
DIV. I ONLY	23-30-0	.43396	205	10-5-0	283	261	249	.44974	248	29	29
DIV. I NON-CONF.	7-22-0	.24138	271	1-2-0	260	209	271	.42804	270	28	27
TOTALS	RPI 1-25	RPI 26-50	W-L RECORDS	RPI 51-100	RPI 101-150	RPI 150+					
23-30-0	0-0-0	0-0-0	OVERALL	1-2-0	2-7-0	20-21-0					
9-7-0	0-0-0	0-0-0	HOME	0-0-0	1-0-0	8-7-0					
14-23-0	0-0-0	0-0-0	AWAY	1-2-0	1-7-0	12-14-0					
0-0-0	0-0-0	0-0-0	NEUTRAL	0-0-0	0-0-0	0-0-0					
7-22-0	0-0-0	0-0-0	NON-CONFERENCE	1-2-0	2-7-0	4-13-0					
1-3-0	0-0-0	0-0-0	HOME	0-0-0	1-0-0	0-3-0					
6-19-0	0-0-0	0-0-	AWAY	1-2-0	1-7-0	4-10-0					
0-0-0	0-0-0	0-0-0	NEUTRAL	0-0-0	0-0-0	0-0-0					
16-8-0	0-0-0	0-0-0	CONFERENCE	0-0-0	0-0-0	16-8-0					
8-4-0	0-0-0	0-0-0	HOME	0-0-0	0-0-0	8-4-0					
8-4-0	0-0-0	0-0-0	AWAY	0-0-0	0-0-0	8-4-0					
0-0-0	0-0-0	0-0-0	NEUTRAL	0-0-0	0-0-0	0-0-0					
RPI S Opponent	Score	RPI S Opponent	Score	RPI S Opponent	Score	RPI S Opponent	Score				
				63 A Indiana St.	3 10	110 A Morehead St.	7 24				
				63 A Indiana St.	3 2	110 A Morehead St.	4 11				
				63 A Indiana St.	3 12	131 H Binghamton	8 7				
						141 A UCF	2 11				
						141 A UCF	9 10				
						141 A UCF	0 15				
						149 A Delaware	9 2				
						149 A Delaware	2 6				
						149 A Delaware	4 11				
						159 H Holy Cross	6 9				
						168 A Monmouth	6 4				
						168 A Monmouth	6 2				
						168 A Monmouth	4 10				
						173 A Stetson	3 5				
						173 A Stetson	6 13				
						192 A Canisius	4 16				
						192 A Canisius	3 1				
						192 A Canisius	6 4				
						203 A Central Conn. St.	5 6				
						205 A Fordham	4 2				
						216 H Quinnipiac	0 7				
						216 H Quinnipiac	8 7				
						216 H Quinnipiac	3 2				
						217 A UMass Lowell	4 9				
						224 A Dartmouth	3 5				
						240 H Brown	5 7				
						240 H Brown	2 10				
				LAST 15 GAMES							
				247 H Marist	10 9	131 H Binghamton	8 7				
				247 H Marist	6 3	295 H Saint Peter's	12 6				
				247 H Marist	9 8	295 H Saint Peter's	2 3				
				217 A UMass Lowell	4 9						
				284 A Iona	2 3						

Non-Div. I Games:

Siena

284	A	Iona	4	3
284	A	Iona	12	6

RPI	S	Opponent	Score	
247	H	Marist	6	3
247	H	Marist	9	8
247	H	Marist	10	9
253	A	Army West Point	13	6
257	A	Fairleigh Dickinson	6	10
260	A	The Citadel	2	14
260	A	The Citadel	4	6
260	A	The Citadel	2	3
268	H	Niagara	4	8
268	H	Niagara	2	8
268	H	Niagara	8	0
269	A	Rider	7	20
269	A	Rider	5	2
269	A	Rider	5	0
275	A	George Mason	2	5
275	A	George Mason	19	7
275	A	George Mason	5	3
284	A	Iona	4	3
284	A	Iona	2	3
284	A	Iona	12	6
295	H	Saint Peter's	12	6
295	H	Saint Peter's	2	3
295	H	Saint Peter's	12	1

Siena

S
i
e
n
a

S
i
e
n
a

Average RPI Win: 199		WON-LOST RECORD		WINNING PCT. RANK		LAST 15 GAMES		STRENGTH OF SCHEDULE		OPP. STRENGTH OF SCHEDULE		TEAM RPI		ADJ RPI		CONF. RPI		ADJ CONF. RPI	
DIV. I ONLY		14-22-0		.38889 227		5-10-0		259		242		246		.4496 249		25		25	
DIV. I NON-CONF.		7-9-0		.4375 187		0-2-0		230		252		166		.48777 170		20		21	
TOTALS		RPI 1-25		RPI 26-50		W-L RECORDS		RPI 51-100		RPI 101-150		RPI 150+							
14-22-0		0-0-0		0-0-0		OVERALL		1-3-0		1-3-0		12-16-0							
6-5-0		0-0-0		0-0-0		HOME		0-2-0		1-0-0		5-3-0							
7-15-0		0-0-0		0-0-0		AWAY		1-1-0		0-3-0		6-11-0							
1-2-0		0-0-0		0-0-0		NEUTRAL		0-0-0		0-0-0		1-2-0							
7-9-0		0-0-0		0-0-0		NON-CONFERENCE		0-0-0		1-3-0		6-6-0							
1-0-0		0-0-0		0-0-0		HOME		0-0-0		1-0-0		0-0-0							
5-7-0		0-0-0		0-0-		AWAY		0-0-0		0-3-0		5-4-0							
1-2-0		0-0-0		0-0-0		NEUTRAL		0-0-0		0-0-0		1-2-0							
7-13-0		0-0-0		0-0-0		CONFERENCE		1-3-0		0-0-0		6-10-0							
5-5-0		0-0-0		0-0-0		HOME		0-2-0		0-0-0		5-3-0							
2-8-0		0-0-0		0-0-0		AWAY		1-1-0		0-0-0		1-7-0							
0-0-0		0-0-0		0-0-0		NEUTRAL		0-0-0		0-0-0		0-0-0							
RPI	S	Opponent	Score	RPI	S	Opponent	Score	RPI	S	Opponent	Score	RPI	S	Opponent	Score				
								99	A	Princeton	2 7	131	H	Binghamton	3 2				
								99	A	Princeton	4 3	141	A	UCF	0 16				
								99	H	Princeton	1 6	141	A	UCF	3 8				
								99	H	Princeton	3 4	141	A	UCF	3 4				
												167	N	Northeastern	0 11				
												167	N	Northeastern	0 6				
												167	N	Northeastern	7 5				
												178	H	Columbia	4 14				
												178	H	Columbia	9 3				
												178	H	Columbia	4 3				
												178	H	Columbia	7 4				
												182	A	Wofford	1 5				
												182	A	Wofford	12 5				
												182	A	Wofford	6 2				
												192	A	Canisius	4 6				
												192	A	Canisius	0 1				
												208	A	Yale	8 9				
												208	A	Yale	2 4				
												224	H	Dartmouth	1 3				
												224	H	Dartmouth	3 9				
												235	A	Penn	7 4				
												235	A	Penn	5 16				
												235	A	Penn	2 3				
												235	A	Penn	2 13				
												239	H	Harvard	6 4				
												239	H	Harvard	5 1				
												240	A	Brown	2 4				
Non-Div. I Games:				Rollins	5	6	Rollins	5	13										

Cornell

192	A	Canisius	4	6
235	A	Penn	5	16

RPI	S	Opponent	Score	
240	A	Brown	6	7
261	A	Bucknell	5	2
261	A	Bucknell	3	12
261	A	Bucknell	3	2
261	A	Bucknell	8	6

Cornell

C
o
r
n
e
l
l

C
o
r
n
e
l
l

Average RPI Win: 218		WON-LOST RECORD		WINNING PCT. RANK		LAST 15 GAMES		STRENGTH OF SCHEDULE		OPP. STRENGTH OF SCHEDULE		TEAM RPI		ADJ RPI		CONF. RPI		ADJ CONF. RPI					
Average RPI Loss: 136																							
DIV. I ONLY		15-37-0		.28846 276		2-13-0		172		203		250		.44865 250		14		14					
DIV. I NON-CONF.		10-19-0		.34483 235		1-2-0		210		265		219		.46616 219		15		15					
TOTALS		RPI 1-25		RPI 26-50		W-L RECORDS		RPI 51-100		RPI 101-150		RPI 150+											
15-37-0		0-3-0		0-3-0		OVERALL		3-3-0		0-9-0		12-19-0											
5-10-0		0-0-0		0-0-0		HOME		3-0-0		0-3-0		2-7-0											
9-22-0		0-3-0		0-3-0		AWAY		0-3-0		0-2-0		9-11-0											
1-5-0		0-0-0		0-0-0		NEUTRAL		0-0-0		0-4-0		1-1-0											
10-19-0		0-3-0		0-0-0		NON-CONFERENCE		0-3-0		0-4-0		10-9-0											
1-2-0		0-0-0		0-0-0		HOME		0-0-0		0-0-0		1-2-0											
8-12-0		0-3-0		0-0-		AWAY		0-3-0		0-0-0		8-6-0											
1-5-0		0-0-0		0-0-0		NEUTRAL		0-0-0		0-4-0		1-1-0											
5-18-0		0-0-0		0-3-0		CONFERENCE		3-0-0		0-5-0		2-10-0											
4-8-0		0-0-0		0-0-0		HOME		3-0-0		0-3-0		1-5-0											
1-10-0		0-0-0		0-3-0		AWAY		0-0-0		0-2-0		1-5-0											
0-0-0		0-0-0		0-0-0		NEUTRAL		0-0-0		0-0-0		0-0-0											
RPI	S	Opponent		Score		RPI	S	Opponent		Score		RPI	S	Opponent		Score		RPI	S	Opponent		Score	
4	A	Texas A&M		2	5	29	A	UNCW		5	6	57	A	Ohio St.		1	12	113	N	Missouri		2	12
4	A	Texas A&M		0	5	29	A	UNCW		4	18	57	A	Ohio St.		2	4	113	N	Missouri		0	8
4	A	Texas A&M		4	15	29	A	UNCW		5	10	57	A	Ohio St.		1	2	113	N	Missouri		4	11
												62	H	Col. of Charleston		4	3	113	N	Missouri		2	3
												62	H	Col. of Charleston		3	1	126	A	William & Mary		6	14
												62	H	Col. of Charleston		8	7	126	A	William & Mary		10	15
																		149	H	Delaware		4	8
																		149	H	Delaware		4	8
																		149	H	Delaware		3	13
																		161	A	Longwood		3	4
																		161	A	Longwood		5	6
																		161	A	Longwood		0	2
																		167	H	Northeastern		1	4
																		167	H	Northeastern		5	1
																		167	H	Northeastern		3	18
																		168	A	Monmouth		4	5
																		168	H	Monmouth		4	5
																		181	H	James Madison		1	9
																		181	H	James Madison		0	6
																		181	H	James Madison		4	15
																		197	A	Fairfield		4	5
																		204	A	Elon		2	7
																		204	A	Elon		5	10
																		204	A	Elon		8	14
																		205	H	Fordham		6	7
																		218	A	Manhattan		1	5
																		218	H	Manhattan		14	4
LAST 15 GAMES																							
				181	H	James Madison		0	6	167	H	Northeastern		3	18								
				181	H	James Madison		1	9	167	H	Northeastern		5	1								
				181	H	James Madison		4	15	29	A	UNCW		4	18								
				168	A	Monmouth		4	5														
				242	N	Buffalo		2	1														

Non-Div. I Games:

Hofstra

242	N	Buffalo	3	11
167	H	Northeastern	1	4

RPI	S	Opponent	Score	
222	A	Towson	2	4
222	A	Towson	4	15
222	A	Towson	7	3
242	N	Buffalo	2	1
242	N	Buffalo	3	11
253	A	Army West Point	14	8
254	A	LIU Brooklyn	12	6
257	A	Fairleigh Dickinson	4	1
279	A	NYIT	3	1
295	A	Saint Peter's	11	4
299	A	Coppin St.	15	0
299	A	Coppin St.	17	4
299	A	Coppin St.	17	0

Average RPI Win: 209		WON-LOST RECORD	WINNING PCT. RANK	LAST 15 GAMES	STRENGTH OF SCHEDULE	OPP. STRENGTH OF SCHEDULE	TEAM RPI	ADJ RPI		CONF. RPI	ADJ CONF. RPI			
Average RPI Loss: 143														
DIV. I ONLY		21-34-0	.38182 232	4-11-0	196	205	252	.44752	251	18	18			
DIV. I NON-CONF.		17-14-0	.54839 117	2-1-0	227	247	186	.48018	186	21	20			
<hr/>														
TOTALS		RPI 1-25	RPI 26-50		W-L RECORDS		RPI 51-100		RPI 101-150		RPI 150+			
21-34-0		0-1-0	0-1-0		OVERALL		2-9-0		4-8-0		15-15-0			
16-15-0		0-0-0	0-0-0		HOME		1-1-0		3-6-0		12-8-0			
3-18-0		0-1-0	0-1-0		AWAY		1-8-0		1-2-0		1-6-0			
2-1-0		0-0-0	0-0-0		NEUTRAL		0-0-0		0-0-0		2-1-0			
17-14-0		0-1-0	0-1-0		NON-CONFERENCE		1-4-0		2-1-0		14-7-0			
14-5-0		0-0-0	0-0-0		HOME		1-1-0		2-1-0		11-3-0			
1-8-0		0-1-0	0-0-		AWAY		0-3-0		0-0-0		1-3-0			
2-1-0		0-0-0	0-0-0		NEUTRAL		0-0-0		0-0-0		2-1-0			
4-20-0		0-0-0	0-0-0		CONFERENCE		1-5-0		2-7-0		1-8-0			
2-10-0		0-0-0	0-0-0		HOME		0-0-0		1-5-0		1-5-0			
2-10-0		0-0-0	0-0-0		AWAY		1-5-0		1-2-0		0-3-0			
0-0-0		0-0-0	0-0-0		NEUTRAL		0-0-0		0-0-0		0-0-0			
RPI	S	Opponent	Score		RPI	S	Opponent	Score		RPI	S	Opponent	Score	
13	A	Virginia	1	18	26	A	Wake Forest	4	8	67	A	VCU	5	8
										129	A	Samford	6	5
										67	H	VCU	7	11
										70	A	UNCG	1	6
										70	A	UNCG	6	11
										70	A	UNCG	4	10
										76	A	Old Dominion	2	8
										76	A	Old Dominion	5	6
										76	H	Old Dominion	8	6
										89	A	Mercer	6	10
										89	A	Mercer	4	3
										89	A	Mercer	2	7
										129	A	Samford	6	5
										129	A	Samford	6	7
										129	A	Samford	0	7
										130	H	Western Caro.	1	7
										130	H	Western Caro.	11	14
										130	H	Western Caro.	7	21
										131	H	Binghamton	2	1
										131	H	Binghamton	15	9
										131	H	Binghamton	10	15
										132	H	Furman	10	6
										132	H	Furman	1	3
										132	H	Furman	4	15
										157	N	UMBC	4	5
										157	N	UMBC	9	3
										161	A	Longwood	9	10
										161	H	Longwood	2	5
										180	N	Georgetown	4	0
										181	A	James Madison	10	11
										181	H	James Madison	8	12
										182	H	Wofford	7	10
										182	H	Wofford	4	12
										182	H	Wofford	3	5
										190	A	Richmond	3	15
										198	H	Virginia Tech	5	3
										212	A	Radford	8	7
										212	H	Radford	4	3
										244	A	ETSU	6	9
LAST 15 GAMES														
					129	A	Samford	6	5	244	A	ETSU	7	13
					129	A	Samford	0	7	244	A	ETSU	6	9
					129	A	Samford	6	7	244	A	ETSU	5	15
					132	H	Furman	1	3					
					132	H	Furman	4	15					

Non-Div. I Games:

VMI

132	H	Furman	10	6
212	H	Radford	4	3

RPI	S	Opponent	Score	
244	A	ETSU	7	13
244	A	ETSU	5	15
260	H	The Citadel	2	4
260	H	The Citadel	8	3
260	H	The Citadel	2	10
265	H	Lafayette	8	2
265	H	Lafayette	8	5
265	H	Lafayette	4	2
269	H	Rider	1	2
269	H	Rider	5	2
269	H	Rider	4	1
275	H	George Mason	20	17
294	H	UMES	23	2
294	H	UMES	7	3
294	H	UMES	14	1

V
M
I

V
M
I

Average RPI Win:	218	WON-LOST RECORD	WINNING PCT. RANK	LAST 15 GAMES	STRENGTH OF SCHEDULE	OPP. STRENGTH OF SCHEDULE	TEAM RPI	ADJ RPI	CONF. RPI	ADJ CONF. RPI	
Average RPI Loss:	184										
DIV. I ONLY	18-27-0	.4	222	7-8-0	255	246	253	.44686	252	24	24
DIV. I NON-CONF.	7-14-0	.33333	239	0-3-0	278	227	276	.4241	275	25	25
<hr/>											
TOTALS	RPI 1-25	RPI 26-50		W-L RECORDS	RPI 51-100		RPI 101-150		RPI 150+		
18-27-0	0-0-0	1-3-0		OVERALL	0-0-0		1-5-0		16-19-0		
9-7-0	0-0-0	1-1-0		HOME	0-0-0		0-3-0		8-3-0		
5-16-0	0-0-0	0-2-0		AWAY	0-0-0		1-2-0		4-12-0		
4-4-0	0-0-0	0-0-0		NEUTRAL	0-0-0		0-0-0		4-4-0		
7-14-0	0-0-0	1-3-0		NON-CONFERENCE	0-0-0		0-0-0		6-11-0		
2-2-0	0-0-0	1-1-0		HOME	0-0-0		0-0-0		1-1-0		
1-8-0	0-0-0	0-0-		AWAY	0-0-0		0-0-0		1-6-0		
4-4-0	0-0-0	0-0-0		NEUTRAL	0-0-0		0-0-0		4-4-0		
11-13-0	0-0-0	0-0-0		CONFERENCE	0-0-0		1-5-0		10-8-0		
7-5-0	0-0-0	0-0-0		HOME	0-0-0		0-3-0		7-2-0		
4-8-0	0-0-0	0-0-0		AWAY	0-0-0		1-2-0		3-6-0		
0-0-0	0-0-0	0-0-0		NEUTRAL	0-0-0		0-0-0		0-0-0		
RPI S	Opponent	Score	RPI S	Opponent	Score	RPI S	Opponent	Score	RPI S	Opponent	Score
			35 A	Boston College	1 2				127 A	Rhode Island	6 3
			35 H	Boston College	5 11				127 A	Rhode Island	8 11
			50 A	UConn	0 5				127 A	Rhode Island	1 3
			50 H	UConn	9 5				143 H	Saint Joseph's	1 3
									143 H	Saint Joseph's	7 17
									143 H	Saint Joseph's	1 6
									159 H	Holy Cross	3 6
									167 A	Northeastern	3 2
									189 A	Davidson	2 10
									189 A	Davidson	4 5
									189 A	Davidson	7 1
									190 A	Richmond	3 6
									190 A	Richmond	4 14
									190 A	Richmond	8 3
									197 A	Fairfield	2 4
									203 H	Central Conn. St.	6 5
									205 H	Fordham	8 7
									205 H	Fordham	8 1
									205 H	Fordham	0 5
									216 A	Quinnipiac	0 7
									217 A	UMass Lowell	3 7
									223 A	St. Bonaventure	3 2
									223 A	St. Bonaventure	3 5
									223 A	St. Bonaventure	3 7
									238 A	Charleston So.	8 12
									238 A	Charleston So.	1 3
									238 A	Charleston So.	2 7
<hr/>											
			LAST 15 GAMES								
			275 H	George Mason	4 2	217 A	UMass Lowell	3 7	223 A	St. Bonaventure	3 5
			275 H	George Mason	2 1	50 A	UConn	0 5	223 A	St. Bonaventure	3 7
			275 H	George Mason	2 1	190 A	Richmond	8 3	238 A	Charleston So.	8 12
			197 A	Fairfield	2 4				238 A	Charleston So.	1 3
			127 A	Rhode Island	6 3				238 A	Charleston So.	2 7

Non-Div. I Games:

Massachusetts

127 A Rhode Island	8	11
127 A Rhode Island	1	3

RPI	S	Opponent	Score	
239	N	Harvard	1	5
239	N	Harvard	5	9
239	N	Harvard	6	2
246	N	Maine	10	1
246	N	Maine	5	3
253	N	Army West Point	3	10
253	N	Army West Point	5	6
253	N	Army West Point	6	2
275	H	George Mason	4	2
275	H	George Mason	2	1
275	H	George Mason	2	1
277	H	La Salle	3	5
277	H	La Salle	8	3
277	H	La Salle	8	2

Massachusetts

M
a
s
s
a
c
h
u
s
e
t
t
s

M
a
s
s
a
c
h
u
s
e
t
t
s

Average RPI Win: 206		WON-LOST	WINNING	LAST 15	STRENGTH OF		OPP. STRENGTH	TEAM	ADJ		CONF.	ADJ CONF.	
Average RPI Loss: 180		RECORD	PCT. RANK	GAMES	SCHEDULE		OF SCHEDULE	RPI	RPI		RPI	RPI	
DIV. I ONLY		16-32-0	.33333	258	4-11-0		170	275	254	.44636	253	27	27
DIV. I NON-CONF.		10-19-0	.34483	235	1-3-0		119	284	217	.46723	217	29	29
TOTALS		RPI 1-25	RPI 26-50		W-L RECORDS		RPI 51-100		RPI 101-150		RPI 150+		
16-32-0	0-0-0	0-1-0		OVERALL		1-4-0		1-8-0		14-19-0			
4-13-0	0-0-0	0-0-0		HOME		0-0-0		0-1-0		4-12-0			
5-14-0	0-0-0	0-0-0		AWAY		1-4-0		1-5-0		3-5-0			
7-5-0	0-0-0	0-1-0		NEUTRAL		0-0-0		0-2-0		7-2-0			
10-19-0	0-0-0	0-1-0		NON-CONFERENCE		1-4-0		1-4-0		8-10-0			
0-6-0	0-0-0	0-0-0		HOME		0-0-0		0-1-0		0-5-0			
3-8-0	0-0-0	0-0-		AWAY		1-4-0		1-1-0		1-3-0			
7-5-0	0-0-0	0-1-0		NEUTRAL		0-0-0		0-2-0		7-2-0			
6-13-0	0-0-0	0-0-0		CONFERENCE		0-0-0		0-4-0		6-9-0			
4-7-0	0-0-0	0-0-0		HOME		0-0-0		0-0-0		4-7-0			
2-6-0	0-0-0	0-0-0		AWAY		0-0-0		0-4-0		2-2-0			
0-0-0	0-0-0	0-0-0		NEUTRAL		0-0-0		0-0-0		0-0-0			
RPI	S	Opponent	Score	RPI	S	Opponent	Score	RPI	S	Opponent	Score		
				32	N	Bryant	1 6	56	A	Hartford	4 14		
								56	A	Hartford	3 4		
								70	A	UNCG	6 10		
								70	A	UNCG	2 16		
								70	A	UNCG	6 4		
										118	N Penn St.		
										118	N Penn St.		
										132	A Seton Hall		
										132	A Seton Hall		
										132	H Seton Hall		
										142	A Navy		
										142	A Navy		
										142	A Navy		
										142	A Navy		
										159	A Holy Cross		
										159	A Holy Cross		
										159	A Holy Cross		
										159	A Holy Cross		
										160	A Middle Tenn.		
										168	N Monmouth		
										178	H Columbia		
										193	N North Dakota St.		
										194	A Lipscomb		
										196	A Belmont		
										217	H UMass Lowell		
										218	H Manhattan		
										239	N Harvard		
										239	N Harvard		
										239	N Harvard		
										245	H Lehigh		
										245	H Lehigh		
										245	H Lehigh		
				LAST 15 GAMES									
				56	A	Hartford	3 4	142	A	Navy	1 3		
				56	A	Hartford	4 14	142	A	Navy	2 3		
				245	H	Lehigh	5 2	142	A	Navy	2 6		
				245	H	Lehigh	4 7						
				245	H	Lehigh	1 3						

Non-Div. I Games:

Army West Point

247	N	Marist	8	3
142	A	Navy	3	7

RPI	S	Opponent	Score	
247	N	Marist	8	3
248	H	Siena	6	13
250	H	Hofstra	8	14
252	N	Massachusetts	2	6
252	N	Massachusetts	10	3
252	N	Massachusetts	6	5
261	H	Bucknell	2	4
261	H	Bucknell	2	6
261	H	Bucknell	7	4
261	H	Bucknell	3	2
265	H	Lafayette	9	3
265	H	Lafayette	2	11
265	H	Lafayette	0	4
265	H	Lafayette	3	6
279	A	NYIT	2	3

A
r
m
y
W
e
s
t
P
o
i
n
t

A
r
m
y
W
e
s
t
P
o
i
n
t

Average RPI Win:		230	WON-LOST RECORD		WINNING PCT. RANK		LAST 15 GAMES		STRENGTH OF SCHEDULE		OPP. STRENGTH OF SCHEDULE		TEAM RPI		ADJ RPI		CONF. RPI		ADJ CONF. RPI	
Average RPI Loss:		168																		
DIV. I ONLY			19-35-0		.35185	248	7-8-0		228		269		255		.44634	254	26		26	
DIV. I NON-CONF.			6-18-0		.25	270	0-1-0		284		248		280		.41765	280	26		26	
TOTALS		RPI 1-25		RPI 26-50		W-L RECORDS		RPI 51-100		RPI 101-150		RPI 150+								
19-35-0		0-3-0		1-5-0		OVERALL		0-0-0		1-6-0		17-21-0								
7-12-0		0-0-0		1-3-0		HOME		0-0-0		0-0-0		6-9-0								
12-22-0		0-3-0		0-2-0		AWAY		0-0-0		1-6-0		11-11-0								
0-1-0		0-0-0		0-0-0		NEUTRAL		0-0-0		0-0-0		0-1-0								
6-18-0		0-3-0		0-0-0		NON-CONFERENCE		0-0-0		1-6-0		5-9-0								
0-3-0		0-0-0		0-0-0		HOME		0-0-0		0-0-0		0-3-0								
6-14-0		0-3-0		0-0-		AWAY		0-0-0		1-6-0		5-5-0								
0-1-0		0-0-0		0-0-0		NEUTRAL		0-0-0		0-0-0		0-1-0								
13-17-0		0-0-0		1-5-0		CONFERENCE		0-0-0		0-0-0		12-12-0								
7-9-0		0-0-0		1-3-0		HOME		0-0-0		0-0-0		6-6-0								
6-8-0		0-0-0		0-2-0		AWAY		0-0-0		0-0-0		6-6-0								
0-0-0		0-0-0		0-0-0		NEUTRAL		0-0-0		0-0-0		0-0-0								
RPI	S	Opponent		Score		RPI	S	Opponent		Score		RPI	S	Opponent		Score				
22	A	Fla. Atlantic		3	4	32	A	Bryant		1	3	132	A	Seton Hall		6	3			
22	A	Fla. Atlantic		1	5	32	A	Bryant		1	5	132	A	Seton Hall		1	6			
22	A	Fla. Atlantic		2	17	32	H	Bryant		8	21	132	A	Seton Hall		0	10			
						32	H	Bryant		3	7	139	A	St. John's (NY)		7	17			
						32	H	Bryant		5	15	141	A	UCF		2	5			
						32	H	Bryant		7	2	141	A	UCF		3	4			
												141	A	UCF		7	12			
												163	A	Sacred Heart		8	3			
												163	A	Sacred Heart		4	0			
												163	A	Sacred Heart		12	2			
												163	A	Sacred Heart		4	11			
												163	H	Sacred Heart		0	5			
												163	H	Sacred Heart		0	11			
												163	H	Sacred Heart		2	5			
												163	H	Sacred Heart		0	8			
												171	H	Stony Brook		1	8			
												203	A	Central Conn. St.		1	4			
												203	A	Central Conn. St.		1	3			
												203	A	Central Conn. St.		2	0			
												203	A	Central Conn. St.		4	13			
												243	A	Villanova		3	4			
												246	N	Maine		2	3			
												250	H	Hofstra		6	12			
												256	H	Wagner		5	2			
												256	H	Wagner		5	3			
												256	H	Wagner		4	1			
												256	H	Wagner		9	1			
LAST 15 GAMES																				
						163	A	Sacred Heart		4	11	257	H	Fairleigh Dickinson		7	8			
						163	A	Sacred Heart		4	0	243	A	Villanova		3	4			
						163	A	Sacred Heart		12	2	32	H	Bryant		5	15			
						163	A	Sacred Heart		8	3									
						257	H	Fairleigh Dickinson		2	17									

Non-Div. I Games:

LIU Brooklyn

257 H Fairleigh Dickinson	8	7
257 H Fairleigh Dickinson	10	9

RPI	S	Opponent	Score	
257	H	Fairleigh Dickinson	7	8
257	H	Fairleigh Dickinson	8	7
257	H	Fairleigh Dickinson	2	17
257	H	Fairleigh Dickinson	10	9
274	A	Incarnate Word	2	8
274	A	Incarnate Word	10	7
274	A	Incarnate Word	4	7
275	A	George Mason	10	7
275	A	George Mason	11	2
275	A	George Mason	8	9
279	H	NYIT	3	4
288	A	Savannah St.	11	3
288	A	Savannah St.	4	3
288	A	Savannah St.	2	3
289	A	Mt. St. Mary's	6	2
289	A	Mt. St. Mary's	1	2
289	A	Mt. St. Mary's	6	1
289	A	Mt. St. Mary's	4	5

Average RPI Win: 175		WON-LOST	WINNING	LAST 15	STRENGTH OF		OPP. STRENGTH	TEAM	ADJ	CONF.	ADJ CONF.
Average RPI Loss: 111		RECORD	PCT. RANK	GAMES	SCHEDULE		OF SCHEDULE	RPI	RPI	RPI	RPI
DIV. I ONLY		15-38-0	.28302	278	5-10-0		174	128	251	.44622	255
DIV. I NON-CONF.		8-21-0	.27586	265	0-5-0		257	162	275	.42411	274
TOTALS		RPI 1-25	RPI 26-50		W-L RECORDS		RPI 51-100		RPI 101-150		RPI 150+
15-38-0	0-0-0	1-9-0		OVERALL		5-12-0		1-6-0		8-11-0	
5-14-0	0-0-0	0-6-0		HOME		0-4-0		1-3-0		4-1-0	
8-19-0	0-0-0	1-2-0		AWAY		3-6-0		0-3-0		4-8-0	
2-5-0	0-0-0	0-1-0		NEUTRAL		2-2-0		0-0-0		0-2-0	
8-21-0	0-0-0	0-1-0		NON-CONFERENCE		2-6-0		1-3-0		5-11-0	
2-5-0	0-0-0	0-0-0		HOME		0-4-0		1-0-0		1-1-0	
4-11-0	0-0-0	0-0-0		AWAY		0-0-0		0-3-0		4-8-0	
2-5-0	0-0-0	0-1-0		NEUTRAL		2-2-0		0-0-0		0-2-0	
7-17-0	0-0-0	1-8-0		CONFERENCE		3-6-0		0-3-0		3-0-0	
3-9-0	0-0-0	0-6-0		HOME		0-0-0		0-3-0		3-0-0	
4-8-0	0-0-0	1-2-0		AWAY		3-6-0		0-0-0		0-0-0	
0-0-0	0-0-0	0-0-0		NEUTRAL		0-0-0		0-0-0		0-0-0	
RPI S	Opponent	Score	RPI S	Opponent	Score	RPI S	Opponent	Score	RPI S	Opponent	Score
			35 N	Boston College	3 6	57 A	Ohio St.	6 5	107 A	Cincinnati	5 6
			36 A	Nebraska	2 3	57 A	Ohio St.	4 5	107 A	Cincinnati	0 1
			36 A	Nebraska	11 3	57 A	Ohio St.	2 5	107 A	Cincinnati	3 10
			36 A	Nebraska	7 8	68 H	California	0 15	115 H	Bradley	5 1
			37 H	Michigan	9 11	68 H	California	0 16	118 H	Penn St.	2 8
			37 H	Michigan	3 12	68 H	California	2 13	118 H	Penn St.	2 4
			37 H	Michigan	4 10	68 H	California	3 15	118 H	Penn St.	3 11
			46 H	Minnesota	0 8	91 A	Indiana	6 7	154 A	Miami (OH)	4 5
			46 H	Minnesota	5 6	91 A	Indiana	3 4	187 A	Ill.-Chicago	4 5
			46 H	Minnesota	1 10	91 A	Indiana	1 2	187 A	Ill.-Chicago	2 11
						93 N	Nevada	6 10	187 H	Ill.-Chicago	0 7
						93 N	Nevada	2 11	188 A	San Diego St.	13 7
						93 N	Nevada	5 1	188 A	San Diego St.	6 11
						93 N	Nevada	4 2	188 A	San Diego St.	10 15
						100 A	Rutgers	5 1	213 N	Illinois St.	4 10
						100 A	Rutgers	12 10	221 A	Pacific	14 5
						100 A	Rutgers	7 10	221 A	Pacific	3 7
									221 A	Pacific	3 1
									221 A	Pacific	3 7
									234 A	Northern Ky.	1 7
									271 H	Purdue	3 0
									271 H	Purdue	7 3
									271 H	Purdue	7 4
									276 N	Butler	9 10
									293 A	Chicago St.	12 10
									293 H	Chicago St.	11 5
LAST 15 GAMES			100 A	Rutgers	7 10	271 H	Purdue	3 0	271 H	Purdue	7 4
			100 A	Rutgers	12 10	271 H	Purdue	7 4	276 N	Butler	9 10
			100 A	Rutgers	5 1	271 H	Purdue	7 3	293 A	Chicago St.	12 10
			68 H	California	0 15				293 H	Chicago St.	11 5
			68 H	California	3 15						

Non-Div. I Games: Saint Leo 3 5

Northwestern

68	H	California	2	13
68	H	California	0	16

N
o
r
t
h
w
e
s
t
e
r
n

N
o
r
t
h
w
e
s
t
e
r
n

Average RPI Win: 235		WON-LOST RECORD	WINNING PCT. RANK		LAST 15 GAMES	STRENGTH OF SCHEDULE	OPP. STRENGTH OF SCHEDULE	TEAM RPI	ADJ RPI		CONF. RPI	ADJ CONF. RPI					
Average RPI Loss: 169																	
DIV. I ONLY		19-33-0	.36538	239	8-7-0	230	277	256	.44582	256	26	26					
DIV. I NON-CONF.		6-14-0	.3	259	1-2-0	55	289	177	.48546	177	26	26					
<hr/>																	
TOTALS		RPI 1-25		RPI 26-50		W-L RECORDS		RPI 51-100		RPI 101-150		RPI 150+					
19-33-0		0-2-0		0-4-0		OVERALL		0-4-0		0-2-0		19-21-0					
9-11-0		0-0-0		0-0-0		HOME		0-1-0		0-0-0		9-10-0					
10-22-0		0-2-0		0-4-0		AWAY		0-3-0		0-2-0		10-11-0					
0-0-0		0-0-0		0-0-0		NEUTRAL		0-0-0		0-0-0		0-0-0					
6-14-0		0-2-0		0-0-0		NON-CONFERENCE		0-4-0		0-2-0		6-6-0					
1-3-0		0-0-0		0-0-0		HOME		0-1-0		0-0-0		1-2-0					
5-11-0		0-2-0		0-0-		AWAY		0-3-0		0-2-0		5-4-0					
0-0-0		0-0-0		0-0-0		NEUTRAL		0-0-0		0-0-0		0-0-0					
13-19-0		0-0-0		0-4-0		CONFERENCE		0-0-0		0-0-0		13-15-0					
8-8-0		0-0-0		0-0-0		HOME		0-0-0		0-0-0		8-8-0					
5-11-0		0-0-0		0-4-0		AWAY		0-0-0		0-0-0		5-7-0					
0-0-0		0-0-0		0-0-0		NEUTRAL		0-0-0		0-0-0		0-0-0					
RPI	S	Opponent		Score		RPI	S	Opponent		Score		RPI	S	Opponent		Score	
13	A	Virginia		7	20	32	A	Bryant		0	7	67	A	VCU		2	3
13	A	Virginia		2	6	32	A	Bryant		1	5	67	A	VCU		5	9
						32	A	Bryant		2	3	67	A	VCU		3	4
						32	A	Bryant		4	10	100	H	Rutgers		0	8

Non-Div. I Games:

Wagner

163 H Sacred Heart	8	5
163 H Sacred Heart	6	1

RPI	S	Opponent	Score	
257	H	Fairleigh Dickinson	6	3
257	H	Fairleigh Dickinson	3	6
257	H	Fairleigh Dickinson	4	6
257	H	Fairleigh Dickinson	7	0
270	A	Norfolk St.	6	1
270	A	Norfolk St.	8	1
289	A	Mt. St. Mary's	20	4
289	A	Mt. St. Mary's	2	0
289	A	Mt. St. Mary's	14	6
289	A	Mt. St. Mary's	17	4
289	H	Mt. St. Mary's	9	8
289	H	Mt. St. Mary's	1	2
289	H	Mt. St. Mary's	5	6
289	H	Mt. St. Mary's	0	3
295	H	Saint Peter's	13	6

W
a
g
n
e
r

W
a
g
n
e
r

Average RPI Win: 245		WON-LOST	WINNING	LAST 15	STRENGTH OF		OPP. STRENGTH	TEAM	ADJ	CONF.	ADJ CONF.
Average RPI Loss: 204		RECORD	PCT. RANK	GAMES	SCHEDULE		OF SCHEDULE	RPI	RPI	RPI	RPI
DIV. I ONLY		26-26-0	.5	146	8-7-0		286	288	257	.445	257
DIV. I NON-CONF.		10-11-0	.47619	162	0-0-0		294	299	266	.43176	266
TOTALS		RPI 1-25	RPI 26-50		W-L RECORDS		RPI 51-100		RPI 101-150		RPI 150+
26-26-0		0-0-0	1-3-0		OVERALL		0-0-0		0-1-0		25-22-0
12-11-0		0-0-0	1-3-0		HOME		0-0-0		0-1-0		11-7-0
13-13-0		0-0-0	0-0-0		AWAY		0-0-0		0-0-0		13-13-0
1-2-0		0-0-0	0-0-0		NEUTRAL		0-0-0		0-0-0		1-2-0
10-11-0		0-0-0	0-0-0		NON-CONFERENCE		0-0-0		0-1-0		10-10-0
4-3-0		0-0-0	0-0-0		HOME		0-0-0		0-1-0		4-2-0
5-6-0		0-0-0	0-0-		AWAY		0-0-0		0-0-0		5-6-0
1-2-0		0-0-0	0-0-0		NEUTRAL		0-0-0		0-0-0		1-2-0
16-15-0		0-0-0	1-3-0		CONFERENCE		0-0-0		0-0-0		15-12-0
8-8-0		0-0-0	1-3-0		HOME		0-0-0		0-0-0		7-5-0
8-7-0		0-0-0	0-0-0		AWAY		0-0-0		0-0-0		8-7-0
0-0-0		0-0-0	0-0-0		NEUTRAL		0-0-0		0-0-0		0-0-0
RPI S	Opponent	Score	RPI S	Opponent	Score	RPI S	Opponent	Score	RPI S	Opponent	Score
			32 H	Bryant	2 6				139 H	St. John's (NY)	1 16
			32 H	Bryant	1 19				161 A	Longwood	3 5
			32 H	Bryant	9 11				161 A	Longwood	3 6
			32 H	Bryant	10 3				161 A	Longwood	3 4
									163 A	Sacred Heart	5 4
									163 A	Sacred Heart	6 9
									163 A	Sacred Heart	0 2
									163 H	Sacred Heart	7 8
									163 H	Sacred Heart	7 5
									163 H	Sacred Heart	5 6
									163 H	Sacred Heart	0 3
									203 H	Central Conn. St.	2 1
									203 H	Central Conn. St.	4 8
									203 H	Central Conn. St.	2 1
									203 H	Central Conn. St.	3 2
									245 A	Lehigh	6 5
									245 A	Lehigh	5 4
									245 H	Lehigh	7 0
									245 H	Lehigh	10 6
									248 H	Siena	10 6
									250 H	Hofstra	1 4
									254 A	LIU Brooklyn	7 8
									254 A	LIU Brooklyn	17 2
									254 A	LIU Brooklyn	9 10
									254 A	LIU Brooklyn	8 7
									256 A	Wagner	6 3
									256 A	Wagner	6 4
			LAST 15 GAMES								
			254 A	LIU Brooklyn	17 2	203 H	Central Conn. St.	2 1	254 A	LIU Brooklyn	17 2
			254 A	LIU Brooklyn	7 8	256 A	Wagner	6 3	254 A	LIU Brooklyn	9 10
			254 A	LIU Brooklyn	9 10	256 A	Wagner	6 4	254 A	LIU Brooklyn	8 7
			254 A	LIU Brooklyn	8 7				256 A	Wagner	6 3
			203 H	Central Conn. St.	2 1				256 A	Wagner	6 4

Non-Div. I Games:

Fairleigh Dickinson

203 H Central Conn. St.	3	2
203 H Central Conn. St.	4	8

RPI	S	Opponent	Score	
256	A	Wagner	0	7
256	A	Wagner	3	6
263	A	NJIT	3	14
265	A	Lafayette	7	6
279	A	NYIT	0	9
279	A	NYIT	1	0
279	H	NYIT	3	6
279	H	NYIT	11	1
289	A	Mt. St. Mary's	1	0
289	A	Mt. St. Mary's	2	5
289	A	Mt. St. Mary's	4	1
289	A	Mt. St. Mary's	17	2
289	H	Mt. St. Mary's	4	3
289	H	Mt. St. Mary's	6	13
289	H	Mt. St. Mary's	9	4
289	H	Mt. St. Mary's	6	0
294	N	UMES	1	5
294	N	UMES	4	6
294	N	UMES	7	5
299	A	Coppin St.	8	15
299	A	Coppin St.	35	24

F
a
i
r
l
e
i
g
h
D
i
c
k
i
n
s
o
n

F
a
i
r
l
e
i
g
h
D
i
c
k
i
n
s
o
n

Average RPI Win:		205	WON-LOST RECORD		WINNING PCT. RANK		LAST 15 GAMES		STRENGTH OF SCHEDULE		OPP. STRENGTH OF SCHEDULE		TEAM RPI		ADJ RPI		CONF. RPI		ADJ CONF. RPI	
DIV. I ONLY			18-35-0		.33962	255	9-6-0		159		214		258		.44429	258	28		28	
DIV. I NON-CONF.			6-21-0		.22222	279	1-2-0		47		77		238		.45462	238	27		28	
TOTALS		RPI 1-25		RPI 26-50		W-L RECORDS		RPI 51-100		RPI 101-150		RPI 150+								
18-35-0		1-2-0		0-2-0		OVERALL		0-7-0		6-12-0		11-12-0								
13-18-0		0-1-0		0-1-0		HOME		0-4-0		4-6-0		9-6-0								
5-14-0		1-1-0		0-0-0		AWAY		0-1-0		2-6-0		2-6-0								
0-3-0		0-0-0		0-1-0		NEUTRAL		0-2-0		0-0-0		0-0-0								
6-21-0		1-2-0		0-2-0		NON-CONFERENCE		0-7-0		4-8-0		1-2-0								
3-13-0		0-1-0		0-1-0		HOME		0-4-0		2-5-0		1-2-0								
3-5-0		1-1-0		0-0-		AWAY		0-1-0		2-3-0		0-0-0								
0-3-0		0-0-0		0-1-0		NEUTRAL		0-2-0		0-0-0		0-0-0								
12-14-0		0-0-0		0-0-0		CONFERENCE		0-0-0		2-4-0		10-10-0								
10-5-0		0-0-0		0-0-0		HOME		0-0-0		2-1-0		8-4-0								
2-9-0		0-0-0		0-0-0		AWAY		0-0-0		0-3-0		2-6-0								
0-0-0		0-0-0		0-0-0		NEUTRAL		0-0-0		0-0-0		0-0-0								
RPI	S	Opponent			Score		RPI	S	Opponent			Score		RPI	S	Opponent			Score	
19	A	UC Santa Barbara			5	4	40	N	Northwestern St.			7	9	69	H	Oklahoma			4	6
19	H	UC Santa Barbara			4	10	44	H	Cal St. Fullerton			3	8	69	H	Oklahoma			0	13
25	A	Arizona			1	4							69	H	Oklahoma			3	6	
													69	H	Oklahoma			7	10	
													74	N	St. Mary's (CA)			4	10	
													74	N	St. Mary's (CA)			7	10	
													82	A	Fresno St.			4	6	
													102	A	Cal Poly			4	8	
													102	H	Cal Poly			4	6	
													109	A	Loyola Marymount			3	7	
													109	H	Loyola Marymount			5	17	
													112	A	Seattle			3	7	
													112	A	Seattle			3	6	
													112	A	Seattle			4	10	
													116	A	UC Irvine			6	9	
													116	H	UC Irvine			6	7	
													136	A	CSUN			8	5	
													136	A	CSUN			5	3	
													136	H	CSUN			5	7	
													139	H	St. John's (NY)			10	4	
													139	H	St. John's (NY)			4	3	
													139	H	St. John's (NY)			4	5	
													145	H	New Mexico St.			4	5	
													145	H	New Mexico St.			8	2	
													145	H	New Mexico St.			7	6	
													151	A	Utah Valley			5	11	
													151	A	Utah Valley			1	10	
													151	A	Utah Valley			4	7	
													169	H	UC Riverside			8	2	
													169	H	UC Riverside			3	7	
													169	H	UC Riverside			4	8	
													176	H	Sacramento St.			4	2	
													176	H	Sacramento St.			3	6	
													176	H	Sacramento St.			4	3	
LAST 15 GAMES																				
													19	A	UC Santa Barbara			5	4	
													281	A	UTRGV			5	0	
													281	A	UTRGV			11	6	
													102	H	Cal Poly			4	6	
													290	H	North Dakota			16	2	
													290	H	North Dakota			10	6	
													290	H	North Dakota			15	2	
													293	H	Chicago St.			4	2	

Non-Div. I Games:

CSU Bakersfield

293 H Chicago St.	14	3
293 H Chicago St.	6	5

RPI	S	Opponent	Score	
210	H	Grand Canyon	6	9
210	H	Grand Canyon	4	9
210	H	Grand Canyon	3	9
262	A	Northern Colo.	2	9
262	A	Northern Colo.	3	6
281	A	UTRGV	5	0
281	A	UTRGV	0	5
281	A	UTRGV	11	6
290	H	North Dakota	16	2
290	H	North Dakota	15	2
290	H	North Dakota	10	6
293	H	Chicago St.	14	3
293	H	Chicago St.	4	2
293	H	Chicago St.	6	5

CSU Bakersfield

C
S
U
B
a
k
e
r
s
f
i
e
l
d

C
S
U
B
a
k
e
r
s
f
i
e
l
d

[illegible]

Non-Div. I Games:

Youngstown St.

234 A Northern Ky.	7	8
144 H Valparaiso	7	6

RPI	S	Opponent	Score	
196	A	Belmont	6	12
196	A	Belmont	3	4
206	H	Toledo	4	6
234	A	Northern Ky.	7	8
234	A	Northern Ky.	8	12
234	H	Northern Ky.	8	9
234	H	Northern Ky.	3	1
234	H	Northern Ky.	5	11
236	A	Ohio	8	5
264	A	Bowling Green	9	5
264	H	Bowling Green	2	0

Average RPI Win:		193	WON-LOST RECORD		WINNING PCT. RANK		LAST 15 GAMES		STRENGTH OF SCHEDULE		OPP. STRENGTH OF SCHEDULE		TEAM RPI		ADJ RPI		CONF. RPI		ADJ CONF. RPI				
DIV. I ONLY			16-40-0		.28571	277	1-14-0		132		155		261		.44127	260	18		18				
DIV. I NON-CONF.			10-22-0		.3125	249	0-3-0		163		117		260		.44067	260	21		20				
TOTALS		RPI 1-25		RPI 26-50		W-L RECORDS		RPI 51-100		RPI 101-150		RPI 150+											
16-40-0		0-5-0		0-0-0		OVERALL		2-9-0		2-7-0		12-19-0											
12-19-0		0-3-0		0-0-0		HOME		1-5-0		2-7-0		9-4-0											
4-21-0		0-2-0		0-0-0		AWAY		1-4-0		0-0-0		3-15-0											
0-0-0		0-0-0		0-0-0		NEUTRAL		0-0-0		0-0-0		0-0-0											
10-22-0		0-5-0		0-0-0		NON-CONFERENCE		0-5-0		0-0-0		10-12-0											
9-10-0		0-3-0		0-0-0		HOME		0-3-0		0-0-0		9-4-0											
1-12-0		0-2-0		0-0-		AWAY		0-2-0		0-0-0		1-8-0											
0-0-0		0-0-0		0-0-0		NEUTRAL		0-0-0		0-0-0		0-0-0											
6-18-0		0-0-0		0-0-0		CONFERENCE		2-4-0		2-7-0		2-7-0											
3-9-0		0-0-0		0-0-0		HOME		1-2-0		2-7-0		0-0-0											
3-9-0		0-0-0		0-0-0		AWAY		1-2-0		0-0-0		2-7-0											
0-0-0		0-0-0		0-0-0		NEUTRAL		0-0-0		0-0-0		0-0-0											
RPI	S	Opponent		Score		RPI	S	Opponent		Score		RPI	S	Opponent		Score							
5	A	South Carolina		4	16					62	A	Col. of Charleston		0	1	129	H	Samford		6	7		
5	H	South Carolina		3	6					62	H	Col. of Charleston		1	5	129	H	Samford		4	5		
10	H	Clemson		1	12					62	H	Col. of Charleston		9	12	129	H	Samford		7	11		
10	H	Clemson		4	5					70	H	UNCG		7	5	130	H	Western Caro.		2	1		
14	A	Coastal Caro.		3	4					70	H	UNCG		1	14	130	H	Western Caro.		6	4		
												70	H	UNCG		4	7	130	H	Western Caro.		0	11
												89	A	Mercer		7	8	132	H	Furman		6	9
												89	A	Mercer		4	11	132	H	Furman		7	12
												89	A	Mercer		9	8	132	H	Furman		1	4
												92	A	Ga. Southern		2	10	155	A	Charlotte		4	15
												92	H	Ga. Southern		5	7	164	H	Winthrop		1	7
																173	A	Stetson		5	11		
																173	A	Stetson		1	3		
																173	A	Stetson		0	7		
																182	A	Wofford		8	10		
																182	A	Wofford		9	10		
																182	A	Wofford		5	10		
																190	H	Richmond		6	2		
																198	H	Virginia Tech		0	12		
																198	H	Virginia Tech		4	2		
																198	H	Virginia Tech		5	4		
																200	H	Presbyterian		7	2		
																200	H	Presbyterian		6	7		
																200	H	Presbyterian		2	1		
																204	A	Elon		13	8		
																204	A	Elon		3	5		
																204	A	Elon		3	8		

Non-Div. I Games:

The Citadel

129 H Samford	4	5
129 H Samford	6	7

RPI	S	Opponent	Score	
220	A	USC Upstate	1	14
220	H	USC Upstate	1	7
238	A	Charleston So.	1	18
238	H	Charleston So.	4	3
244	A	ETSU	6	10
244	A	ETSU	2	11
244	A	ETSU	9	10
248	H	Siena	14	2
248	H	Siena	6	4
248	H	Siena	3	2
251	A	VMI	4	2
251	A	VMI	3	8
251	A	VMI	10	2

T
h
e
C
i
t
a
d
e
l

T
h
e
C
i
t
a
d
e
l

Average RPI Win: 210		WON-LOST RECORD	WINNING PCT. RANK		LAST 15 GAMES	STRENGTH OF SCHEDULE	OPP. STRENGTH OF SCHEDULE	TEAM RPI	ADJ RPI		CONF. RPI	ADJ CONF. RPI					
Average RPI Loss: 181																	
DIV. I ONLY		18-34-0	.34615	250	3-12-0	216	262	262	.44079	261	27	27					
DIV. I NON-CONF.		9-20-0	.31034	252	0-2-0	252	239	269	.42934	268	29	29					
<hr/>																	
TOTALS		RPI 1-25		RPI 26-50		W-L RECORDS		RPI 51-100		RPI 101-150		RPI 150+					
18-34-0		0-1-0		0-0-0		OVERALL		1-0-0		2-12-0		15-21-0					
7-14-0		0-0-0		0-0-0		HOME		0-0-0		1-3-0		6-11-0					
8-13-0		0-1-0		0-0-0		AWAY		0-0-0		0-4-0		8-8-0					
3-7-0		0-0-0		0-0-0		NEUTRAL		1-0-0		1-5-0		1-2-0					
9-20-0		0-1-0		0-0-0		NON-CONFERENCE		1-0-0		0-7-0		8-12-0					
3-6-0		0-0-0		0-0-0		HOME		0-0-0		0-0-0		3-6-0					
4-9-0		0-1-0		0-0-		AWAY		0-0-0		0-4-0		4-4-0					
2-5-0		0-0-0		0-0-0		NEUTRAL		1-0-0		0-3-0		1-2-0					
9-14-0		0-0-0		0-0-0		CONFERENCE		0-0-0		2-5-0		7-9-0					
4-8-0		0-0-0		0-0-0		HOME		0-0-0		1-3-0		3-5-0					
4-4-0		0-0-0		0-0-0		AWAY		0-0-0		0-0-0		4-4-0					
1-2-0		0-0-0		0-0-0		NEUTRAL		0-0-0		1-2-0		0-0-0					
RPI	S	Opponent		Score		RPI	S	Opponent		Score		RPI	S	Opponent		Score	
7	A	North Carolina St.		2	5												
								</									

Non-Div. I Games:

Bucknell

142 H Navy	4	7
142 H Navy	0	2

RPI	S	Opponent	Score	
208	H	Yale	0	10
208	H	Yale	5	0
223	A	St. Bonaventure	4	6
224	N	Dartmouth	4	6
240	N	Brown	0	2
245	H	Lehigh	7	5
245	H	Lehigh	4	3
245	H	Lehigh	1	10
245	H	Lehigh	11	2
246	N	Maine	6	3
249	H	Cornell	2	5
249	H	Cornell	6	8
249	H	Cornell	2	3
249	H	Cornell	12	3
253	A	Army West Point	4	2
253	A	Army West Point	6	2
253	A	Army West Point	4	7
253	A	Army West Point	2	3
265	A	Lafayette	5	3
265	A	Lafayette	5	6
265	A	Lafayette	4	6
265	A	Lafayette	4	1
277	H	La Salle	5	7

Average RPI Win: 224		WON-LOST	WINNING	LAST 15	STRENGTH OF		OPP. STRENGTH	TEAM	ADJ	CONF.	ADJ CONF.
Average RPI Loss: 165		RECORD	PCT. RANK	GAMES	SCHEDULE		OF SCHEDULE	RPI	RPI	RPI	RPI
DIV. I ONLY		15-30-0	.33333	258	8-7-0		249	243	260	.4405	262
DIV. I NON-CONF.		4-18-0	.18182	284	0-2-0		241	196	281	.4112	281
TOTALS		RPI 1-25	RPI 26-50		W-L RECORDS		RPI 51-100		RPI 101-150		RPI 150+
15-30-0	0-0-0	0-2-0		OVERALL		0-1-0		2-8-0		13-19-0	
7-6-0	0-0-0	0-0-0		HOME		0-0-0		1-2-0		6-4-0	
8-24-0	0-0-0	0-2-0		AWAY		0-1-0		1-5-0		7-15-0	
0-0-0	0-0-0	0-0-0		NEUTRAL		0-0-0		0-0-0		0-0-0	
4-18-0	0-0-0	0-2-0		NON-CONFERENCE		0-1-0		1-3-0		3-12-0	
1-4-0	0-0-0	0-0-0		HOME		0-0-0		0-0-0		1-4-0	
3-14-0	0-0-0	0-0-		AWAY		0-1-0		1-3-0		2-8-0	
0-0-0	0-0-0	0-0-0		NEUTRAL		0-0-0		0-0-0		0-0-0	
11-12-0	0-0-0	0-0-0		CONFERENCE		0-0-0		1-5-0		10-7-0	
6-2-0	0-0-0	0-0-0		HOME		0-0-0		1-2-0		5-0-0	
5-10-0	0-0-0	0-0-0		AWAY		0-0-0		0-3-0		5-7-0	
0-0-0	0-0-0	0-0-0		NEUTRAL		0-0-0		0-0-0		0-0-0	
RPI	S	Opponent	Score	RPI	S	Opponent	Score	RPI	S	Opponent	Score
				36	A	Nebraska	1 7	53	A	Washington	2 4
				36	A	Nebraska	0 8				
								112	A	Seattle	3 10
								112	A	Seattle	2 4
								112	A	Seattle	1 8
								136	A	CSUN	3 2
								136	A	CSUN	3 5
								136	A	CSUN	0 6
								136	A	CSUN	2 4
								145	H	New Mexico St.	6 3
								145	H	New Mexico St.	6 10
								145	H	New Mexico St.	16 18
								151	A	Utah Valley	2 4
								151	A	Utah Valley	8 6
								151	A	Utah Valley	8 11
								175	A	Wichita St.	2 17
								175	A	Wichita St.	0 11
								175	A	Wichita St.	4 3
								176	A	Sacramento St.	1 5
								176	A	Sacramento St.	5 8
								176	A	Sacramento St.	3 6
								186	A	Air Force	5 9
								186	A	Air Force	7 14
								186	H	Air Force	4 14
								186	H	Air Force	2 4
								199	A	Kansas	1 2
								199	A	Kansas	4 5
								210	H	Grand Canyon	11 7
								210	H	Grand Canyon	6 2
Non-Div. I Games:		Regis (CO)	9 4	Colorado Mesa	4 13	Colorado Mesa	4 7	Northern Colo.			

112 A Seattle	2	4
112 A Seattle	3	10

RPI	S	Opponent	Score	
210	H	Grand Canyon	10	9
221	A	Pacific	5	8
221	A	Pacific	3	4
221	A	Pacific	8	1
227	H	South Dakota St.	3	11
227	H	South Dakota St.	7	6
227	H	South Dakota St.	3	8
258	H	CSU Bakersfield	9	2
258	H	CSU Bakersfield	6	3
290	A	North Dakota	6	4
290	A	North Dakota	5	2
290	A	North Dakota	8	1
293	A	Chicago St.	7	5
293	A	Chicago St.	4	5
293	A	Chicago St.	2	4

N
o
r
t
h
e
r
n
C
o
l
o
.

N
o
r
t
h
e
r
n
C
o
l
o
.

Average RPI Win: 262		WON-LOST	WINNING	LAST 15	STRENGTH OF		OPP. STRENGTH	TEAM	ADJ		CONF.	ADJ CONF.	
Average RPI Loss: 169		RECORD	PCT. RANK	GAMES	SCHEDULE		OF SCHEDULE	RPI	RPI		RPI	RPI	
DIV. I ONLY		16-36-0	.30769	271	2-13-0		199	285	265	.43763	263	15	15
DIV. I NON-CONF.		14-18-0	.4375	187	2-1-0		248	300	235	.45685	235	17	17
TOTALS		RPI 1-25	RPI 26-50		W-L RECORDS		RPI 51-100		RPI 101-150		RPI 150+		
16-36-0	0-0-0	0-0-0		OVERALL		0-7-0		0-7-0		16-22-0			
8-9-0	0-0-0	0-0-0		HOME		0-3-0		0-1-0		8-5-0			
8-24-0	0-0-0	0-0-0		AWAY		0-3-0		0-5-0		8-12-0			
0-3-0	0-0-0	0-0-0		NEUTRAL		0-1-0		0-0-0		0-2-0			
14-18-0	0-0-0	0-0-0		NON-CONFERENCE		0-1-0		0-4-0		14-13-0			
6-3-0	0-0-0	0-0-0		HOME		0-0-0		0-1-0		6-2-0			
8-12-0	0-0-0	0-0-		AWAY		0-0-0		0-3-0		8-9-0			
0-3-0	0-0-0	0-0-0		NEUTRAL		0-1-0		0-0-0		0-2-0			
2-18-0	0-0-0	0-0-0		CONFERENCE		0-6-0		0-3-0		2-9-0			
2-6-0	0-0-0	0-0-0		HOME		0-3-0		0-0-0		2-3-0			
0-12-0	0-0-0	0-0-0		AWAY		0-3-0		0-3-0		0-6-0			
0-0-0	0-0-0	0-0-0		NEUTRAL		0-0-0		0-0-0		0-0-0			
RPI	S	Opponent	Score	RPI	S	Opponent	Score	RPI	S	Opponent	Score		
						54 H North Florida	0 6	114 A FGCU		1 10			
						54 H North Florida	2 22	114 A FGCU		5 6			
						54 H North Florida	2 9	114 A FGCU		3 4			
						73 A Jacksonville	10 11	132 A Seton Hall		2 9			
						73 A Jacksonville	2 4	132 H Seton Hall		3 9			
						73 A Jacksonville	3 5	142 A Navy		0 4			
						100 N Rutgers	3 10	142 A Navy		3 7			
								153 A Kennesaw St.		3 5			
								153 A Kennesaw St.		2 8			
								153 A Kennesaw St.		3 5			
								162 N Omaha		3 9			
								173 H Stetson		6 16			
								173 H Stetson		1 3			
								173 H Stetson		3 11			
								194 A Lipscomb		12 22			
								194 A Lipscomb		2 11			
								194 A Lipscomb		11 12			
								197 A Fairfield		8 4			
								202 N Eastern Mich.		0 8			
								205 A Fordham		0 2			
								205 A Fordham		1 3			
								205 H Fordham		3 2			
								205 H Fordham		4 10			
								207 A George Washington		6 0			
								220 H USC Upstate		4 2			
								220 H USC Upstate		8 6			
								247 H Marist		2 4			
LAST 15 GAMES													
				54 H North Florida	2 22	173 H Stetson	3 11						
				54 H North Florida	2 9	173 H Stetson	1 3						
				54 H North Florida	0 6	173 H Stetson	6 16						
				132 H Seton Hall	3 9								
				73 A Jacksonville	3 5								

Non-Div. I Games: Point U. 12 2

NJIT

73 A Jacksonville	10	11
73 A Jacksonville	2	4

RPI	S	Opponent	Score	
257	H	Fairleigh Dickinson	14	3
270	A	Norfolk St.	0	16
270	A	Norfolk St.	9	2
270	A	Norfolk St.	0	7
270	A	Norfolk St.	1	6
278	A	N.C. Central	5	6
278	A	N.C. Central	5	4
278	A	N.C. Central	4	8
279	A	NYIT	0	2
279	A	NYIT	6	7
279	H	NYIT	7	2
279	H	NYIT	4	1
295	A	Saint Peter's	11	7
295	H	Saint Peter's	16	0
295	H	Saint Peter's	6	5
299	A	Coppin St.	3	2
299	A	Coppin St.	5	4
299	A	Coppin St.	9	2

Average RPI Win:		202	WON-LOST		WINNING		LAST 15		STRENGTH OF		OPP. STRENGTH		TEAM	ADJ		CONF.	ADJ CONF.	
Average RPI Loss:		168	RECORD		PCT. RANK		GAMES		SCHEDULE		OF SCHEDULE		RPI	RPI		RPI	RPI	
DIV. I ONLY			16-37-0		.30189	273	2-13-0		214		249		266	.43753		264	23	23
DIV. I NON-CONF.			8-15-0		.34783	232	0-5-0		99		242		178	.48525		178	22	22
TOTALS		RPI 1-25		RPI 26-50		W-L RECORDS		RPI 51-100		RPI 101-150		RPI 150+						
16-37-0		0-3-0		1-1-0		OVERALL		0-3-0		0-4-0		15-26-0						
4-13-0		0-0-0		0-0-0		HOME		0-3-0		0-0-0		4-10-0						
7-21-0		0-3-0		1-1-0		AWAY		0-0-0		0-3-0		6-13-0						
5-3-0		0-0-0		0-0-0		NEUTRAL		0-0-0		0-0-0		5-3-0						
8-15-0		0-3-0		1-1-0		NON-CONFERENCE		0-0-0		0-4-0		7-7-0						
0-2-0		0-0-0		0-0-0		HOME		0-0-0		0-0-0		0-2-0						
3-10-0		0-3-0		1-0-		AWAY		0-0-0		0-4-0		2-2-0						
5-3-0		0-0-0		0-0-0		NEUTRAL		0-0-0		0-0-0		5-3-0						
8-22-0		0-0-0		0-0-0		CONFERENCE		0-3-0		0-0-0		8-19-0						
4-11-0		0-0-0		0-0-0		HOME		0-3-0		0-0-0		4-8-0						
4-11-0		0-0-0		0-0-0		AWAY		0-0-0		0-0-0		4-11-0						
0-0-0		0-0-0		0-0-0		NEUTRAL		0-0-0		0-0-0		0-0-0						
RPI	S	Opponent		Score		RPI	S	Opponent		Score		RPI	S	Opponent		Score		
16	A	Florida St.		1	6	37	A	Michigan		0	5	65	H	Kent St.		0	14	
16	A	Florida St.		1	6	49	A	Wright St.		7	6	65	H	Kent St.		2	8	
16	A	Florida St.		0	10							65	H	Kent St.		1	10	
														Seattle		3	9	
														Seattle		0	7	
														Seattle		0	7	
														Seattle		0	3	
														Miami (OH)		5	7	
														Miami (OH)		1	5	
														Miami (OH)		3	4	
														Alabama St.		7	4	
														Alabama St.		3	11	
														Omaha		1	10	
														Ball St.		1	3	
														Ball St.		5	1	
														Ball St.		8	7	
														Stony Brook		5	4	
														Presbyterian		5	6	
														Presbyterian		6	1	
														Northern Ill.		4	20	
														Northern Ill.		0	6	
														Northern Ill.		0	2	
														Eastern Mich.		4	5	
														Eastern Mich.		0	4	
														Eastern Mich.		4	8	
														Elon		6	2	
														Toledo		7	3	
														Toledo		2	4	
														Toledo		5	3	
														Central Mich.		4	0	
LAST 15 GAMES																		
				242	A	Buffalo	3	8	16	A	Florida St.	1	6					
				242	A	Buffalo	0	4	16	A	Florida St.	0	10					
				242	A	Buffalo	8	2	16	A	Florida St.	1	6					
				65	H	Kent St.	2	8										
				65	H	Kent St.	1	10										

Non-Div. I Games: Findlay 5 4

Bowling Green

Bowling Green

65	H	Kent St.	0	14
259	H	Youngstown St.	5	9

Through Games Of May 23, 2016

RPI	S	Opponent	Score	
230	H	Central Mich.	5	10
233	H	Dayton	2	13
236	H	Ohio	5	4
236	H	Ohio	5	10
236	H	Ohio	6	2
237	N	Appalachian St.	6	2
241	A	Western Mich.	5	6
241	A	Western Mich.	0	1
241	H	Western Mich.	0	11
241	H	Western Mich.	2	3
242	A	Buffalo	0	4
242	A	Buffalo	3	8
242	A	Buffalo	8	2
244	A	ETSU	7	1
244	A	ETSU	1	12
259	A	Youngstown St.	0	2
259	H	Youngstown St.	5	9
288	N	Savannah St.	10	1

Bowling Green

B
o
w
l
i
n
g
G
r
e
e
n

B
o
w
l
i
n
g
G
r
e
e
n

Average RPI Win:	217	WON-LOST	WINNING	LAST 15	STRENGTH OF	OPP. STRENGTH	TEAM	ADJ	CONF.	ADJ CONF.						
Average RPI Loss:	202	RECORD	PCT. RANK	GAMES	SCHEDULE	OF SCHEDULE	RPI	RPI	RPI	RPI						
DIV. I ONLY	14-29-0	.32558	266	5-10-0	233	272	267	.43689	265	27	27					
DIV. I NON-CONF.	7-16-0	.30435	257	1-0-0	237	280	263	.43472	263	29	29					
<hr/>																
TOTALS	RPI 1-25	RPI 26-50		W-L RECORDS		RPI 51-100		RPI 101-150		RPI 150+						
14-29-0	0-0-0	0-0-0		OVERALL		0-1-0		2-6-0		12-22-0						
5-10-0	0-0-0	0-0-0		HOME		0-0-0		1-5-0		4-5-0						
7-19-0	0-0-0	0-0-0		AWAY		0-1-0		1-1-0		6-17-0						
2-0-0	0-0-0	0-0-0		NEUTRAL		0-0-0		0-0-0		2-0-0						
<hr/>																
7-16-0	0-0-0	0-0-0		NON-CONFERENCE		0-1-0		1-3-0		6-12-0						
2-5-0	0-0-0	0-0-0		HOME		0-0-0		0-2-0		2-3-0						
3-11-0	0-0-0	0-0-		AWAY		0-1-0		1-1-0		2-9-0						
2-0-0	0-0-0	0-0-0		NEUTRAL		0-0-0		0-0-0		2-0-0						
<hr/>																
7-13-0	0-0-0	0-0-0		CONFERENCE		0-0-0		1-3-0		6-10-0						
3-5-0	0-0-0	0-0-0		HOME		0-0-0		1-3-0		2-2-0						
4-8-0	0-0-0	0-0-0		AWAY		0-0-0		0-0-0		4-8-0						
0-0-0	0-0-0	0-0-0		NEUTRAL		0-0-0		0-0-0		0-0-0						
<hr/>																
RPI	S	Opponent	Score	RPI	S	Opponent	Score	RPI	S	Opponent	Score					
								100	A	Rutgers	3	11				
								118	H	Penn St.	12	20				
								132	A	Seton Hall	1	5				
								142	H	Navy	7	5				
								142	H	Navy	4	8				
								142	H	Navy	0	7				
								142	H	Navy	6	19				
								143	H	Saint Joseph's	4	9				
								148	A	Gardner-Webb	7	6				
								159	A	Holy Cross	9	10				
								159	A	Holy Cross	4	2				
								159	A	Holy Cross	0	2				
								159	A	Holy Cross	5	6				
								168	H	Monmouth	13	12				
								182	A	Wofford	8	14				
								189	A	Davidson	1	2				
								189	A	Davidson	14	9				
								189	A	Davidson	2	5				
								212	N	Radford	9	4				
								220	A	USC Upstate	7	8				
								220	A	USC Upstate	4	8				
								235	A	Penn	3	1				
								LAST 15 GAMES				235	A	Penn	5	7
												159	A	Holy Cross	5	6
												159	A	Holy Cross	4	2
159	A	Holy Cross	0	2												
159	A	Holy Cross	9	10												
245	A	Lehigh	3	6												
				245	A	Lehigh	4	10								
				235	H	Penn	5	4								
				261	H	Bucknell	3	5								
				235	H	Penn	2	12								
				245	A	Lehigh	3	4								
245	A	Lehigh	3	6												

Non-Div. I Games:

Lafayette

Lafayette

245	A	Lehigh	2	5
245	A	Lehigh	3	4

Through Games Of May 23, 2016

RPI	S	Opponent	Score	
245	A	Lehigh	4	10
245	A	Lehigh	2	5
251	A	VMI	5	8
251	A	VMI	2	8
251	A	VMI	2	4
253	A	Army West Point	3	9
253	A	Army West Point	6	3
253	A	Army West Point	4	0
253	A	Army West Point	11	2
257	H	Fairleigh Dickinson	6	7
261	H	Bucknell	6	4
261	H	Bucknell	6	5
261	H	Bucknell	1	4
261	H	Bucknell	3	5
269	N	Rider	6	3

Lafayette

L
a
f
a
y
e
t
t
e

L
a
f
a
y
e
t
t
e

Average RPI Win:		243	WON-LOST RECORD		WINNING PCT. RANK	LAST 15 GAMES		STRENGTH OF SCHEDULE		OPP. STRENGTH OF SCHEDULE	TEAM RPI	ADJ RPI	CONF. RPI	ADJ CONF. RPI			
Average RPI Loss:		162															
DIV. I ONLY			18-34-0		.34615	250	6-8-0		194	276	264	.43675	266	21	21		
DIV. I NON-CONF.			9-13-0		.40909	204	1-1-0		167	298	245	.45011	246	24	24		
TOTALS		RPI 1-25		RPI 26-50		W-L RECORDS		RPI 51-100		RPI 101-150		RPI 150+					
18-34-0		0-3-0		0-0-0		OVERALL		0-6-0		2-5-0		16-20-0					
13-14-0		0-0-0		0-0-0		HOME		0-3-0		0-1-0		13-10-0					
5-19-0		0-3-0		0-0-0		AWAY		0-3-0		2-4-0		3-9-0					
0-1-0		0-0-0		0-0-0		NEUTRAL		0-0-0		0-0-0		0-1-0					
9-13-0		0-3-0		0-0-0		NON-CONFERENCE		0-0-0		0-1-0		9-9-0					
6-6-0		0-0-0		0-0-0		HOME		0-0-0		0-1-0		6-5-0					
3-6-0		0-3-0		0-0-		AWAY		0-0-0		0-0-0		3-3-0					
0-1-0		0-0-0		0-0-0		NEUTRAL		0-0-0		0-0-0		0-1-0					
9-21-0		0-0-0		0-0-0		CONFERENCE		0-6-0		2-4-0		7-11-0					
7-8-0		0-0-0		0-0-0		HOME		0-3-0		0-0-0		7-5-0					
2-13-0		0-0-0		0-0-0		AWAY		0-3-0		2-4-0		0-6-0					
0-0-0		0-0-0		0-0-0		NEUTRAL		0-0-0		0-0-0		0-0-0					
RPI	S	Opponent		Score		RPI	S	Opponent		Score		RPI	S	Opponent		Score	
6	A	Ole Miss		2	8			72 H Southeast Mo. St.		6	19	104	A	Austin Peay		3	8
8	A	Vanderbilt		6	11			72 H Southeast Mo. St.		6	15	104	A	Austin Peay		5	6
11	A	Mississippi St.		0	14			72 H Southeast Mo. St.		2	26	104	A	Austin Peay		9	7
								88 A Jacksonville St.		6	16	110	A	Morehead St.		4	10
								88 A Jacksonville St.		0	4	110	A	Morehead St.		6	4
								88 A Jacksonville St.		5	9	110	A	Morehead St.		7	26
												137	H	Evansville		9	29
												179	A	Tennessee Tech		3	5
												179	A	Tennessee Tech		2	10
												179	A	Tennessee Tech		3	12
												194	A	Lipscomb		4	12
												195	H	Murray St.		6	5
												195	H	Murray St.		19	6
												195	H	Murray St.		4	7
												196	A	Belmont		3	7
												196	A	Belmont		8	10
												196	A	Belmont		7	23
												211	H	Eastern Ky.		1	16
												211	H	Eastern Ky.		20	6
												211	H	Eastern Ky.		4	5
												214	H	IPFW		12	7
												214	H	IPFW		3	2
												214	H	IPFW		2	4
												214	H	IPFW		5	6
												219	N	Memphis		4	7
												242	H	Buffalo		8	15
												242	H	Buffalo		5	8
LAST 15 GAMES																	
88	A	Jacksonville St.		5	9	297	H	Alabama A&M		11	1						
88	A	Jacksonville St.		0	4	104	A	Austin Peay		5	6						
88	A	Jacksonville St.		6	16	104	A	Austin Peay		9	7						
219	N	Memphis		4	7												
273	H	Eastern Ill.		10	5												

Non-Div. I Games: Union (TN) 6 7 Union (TN) 10 3

UT Martin

273	H	Eastern Ill.	2	0
273	H	Eastern Ill.	2	16

RPI	S	Opponent	Score	
242	H	Buffalo	3	5
273	H	Eastern Ill.	10	5
273	H	Eastern Ill.	2	0
273	H	Eastern Ill.	2	16
280	H	SIUE	8	7
280	H	SIUE	5	4
280	H	SIUE	4	6
286	A	Jackson St.	18	9
286	A	Jackson St.	5	8
286	A	Jackson St.	12	2
286	A	Jackson St.	2	9
286	H	Jackson St.	10	4
286	H	Jackson St.	13	3
286	H	Jackson St.	11	8
297	A	Alabama A&M	9	2
297	H	Alabama A&M	11	1

U
T
M
a
r
t
i
n

U
T
M
a
r
t
i
n

Average RPI Win:	192	WON-LOST RECORD	WINNING PCT. RANK	LAST 15 GAMES	STRENGTH OF SCHEDULE	OPP. STRENGTH OF SCHEDULE	TEAM RPI	ADJ RPI	CONF. RPI	ADJ CONF. RPI			
DIV. I ONLY		13-35-0	.27083 280	3-12-0	169	236	263	.43595 267	22	22			
DIV. I NON-CONF.		2-16-0	.11111 294	0-2-0	179	175	287	.40201 289	23	23			
<hr/>													
TOTALS	RPI 1-25	RPI 26-50		W-L RECORDS		RPI 51-100		RPI 101-150		RPI 150+			
13-35-0	0-0-0	0-0-0		OVERALL		1-9-0		0-7-0		12-19-0			
6-10-0	0-0-0	0-0-0		HOME		1-3-0		0-0-0		5-7-0			
5-23-0	0-0-0	0-0-0		AWAY		0-6-0		0-7-0		5-10-0			
2-2-0	0-0-0	0-0-0		NEUTRAL		0-0-0		0-0-0		2-2-0			
<hr/>													
2-16-0	0-0-0	0-0-0		NON-CONFERENCE		0-4-0		0-7-0		2-5-0			
0-1-0	0-0-0	0-0-0		HOME		0-1-0		0-0-0		0-0-0			
0-13-0	0-0-0	0-0-		AWAY		0-3-0		0-7-0		0-3-0			
2-2-0	0-0-0	0-0-0		NEUTRAL		0-0-0		0-0-0		2-2-0			
<hr/>													
11-19-0	0-0-0	0-0-0		CONFERENCE		1-5-0		0-0-0		10-14-0			
6-9-0	0-0-0	0-0-0		HOME		1-2-0		0-0-0		5-7-0			
5-10-0	0-0-0	0-0-0		AWAY		0-3-0		0-0-0		5-7-0			
0-0-0	0-0-0	0-0-0		NEUTRAL		0-0-0		0-0-0		0-0-0			
<hr/>													
RPI S	Opponent	Score	RPI S	Opponent	Score	RPI S	Opponent	Score	RPI S	Opponent	Score		
						59 A	Oral Roberts	4	13	115 A	Bradley	3	6
						59 A	Oral Roberts	5	6	117 A	Arkansas	0	3
						59 A	Oral Roberts	1	6	117 A	Arkansas	3	9
						59 H	Oral Roberts	1	11	117 A	Arkansas	2	3
						59 H	Oral Roberts	9	4	122 A	Southern Ill.	1	4
						59 H	Oral Roberts	0	6	122 A	Southern Ill.	0	9
						86 A	Iowa	4	10	122 A	Southern Ill.	0	9
						86 H	Iowa	2	10	162 A	Omaha	3	2
						98 A	Missouri St.	3	15	162 A	Omaha	10	2
						98 A	Missouri St.	4	13	162 A	Omaha	1	6
										162 H	Omaha	2	9
										162 H	Omaha	0	14
										162 H	Omaha	7	6
										179 A	Tennessee Tech	12	13
										179 A	Tennessee Tech	5	6
										179 A	Tennessee Tech	3	6
										193 A	North Dakota St.	12	8
										193 A	North Dakota St.	3	12
										193 A	North Dakota St.	0	3
										193 H	North Dakota St.	7	6
				193 H	North Dakota St.	1	3						
				193 H	North Dakota St.	9	4						
LAST 15 GAMES						193 H	North Dakota St.	9	4				
214 A	IPFW	3	6	59 A	Oral Roberts	1	6	214 A	IPFW	0	2		
214 A	IPFW	0	2	59 A	Oral Roberts	5	6	214 A	IPFW	3	6		
214 A	IPFW	3	4	59 A	Oral Roberts	4	13	214 A	IPFW	3	4		
86 H	Iowa	2	10					214 H	IPFW	1	8		
162 H	Omaha	0	14					214 H	IPFW	1	9		

Non-Div. I Games:	Ill.-Springfield	5	13	St. Ambrose	9	1
-------------------	------------------	---	----	-------------	---	---

Western Ill.

Western Ill.

162 H Omaha	2	9
162 H Omaha	7	6

Through Games Of May 23, 2016

RPI	S	Opponent	Score	
214	H	IPFW	5	11
227	A	South Dakota St.	3	1
227	A	South Dakota St.	3	6
227	A	South Dakota St.	5	1
227	H	South Dakota St.	2	0
227	H	South Dakota St.	3	11
227	H	South Dakota St.	3	2
234	N	Northern Ky.	4	7
234	N	Northern Ky.	4	5
234	N	Northern Ky.	16	11
234	N	Northern Ky.	8	6

Western Ill.

W
e
s
t
e
r
n
I
l
l
.

W
e
s
t
e
r
n
I
l
l
.

Average RPI Win:		251	WON-LOST RECORD		WINNING PCT. RANK		LAST 15 GAMES		STRENGTH OF SCHEDULE		OPP. STRENGTH OF SCHEDULE		TEAM RPI		ADJ RPI		CONF. RPI		ADJ CONF. RPI		
DIV. I ONLY			16-37-1		.30556	272	4-11-0		240		274		268		.43586		268	29		29	
DIV. I NON-CONF.			5-24-1		.18333	283	0-6-0		132		236		264		.43391		264	28		27	
TOTALS		RPI 1-25		RPI 26-50		W-L RECORDS		RPI 51-100		RPI 101-150		RPI 150+									
16-37-1		0-1-0		0-6-0		OVERALL		0-5-0		1-4-0		15-21-1									
3-10-0		0-0-0		0-0-0		HOME		0-0-0		0-0-0		3-10-0									
12-22-1		0-1-0		0-6-0		AWAY		0-0-0		1-4-0		11-11-1									
1-5-0		0-0-0		0-0-0		NEUTRAL		0-5-0		0-0-0		1-0-0									
5-24-1		0-1-0		0-6-0		NON-CONFERENCE		0-5-0		1-4-0		4-8-1									
1-3-0		0-0-0		0-0-0		HOME		0-0-0		0-0-0		1-3-0									
3-16-1		0-1-0		0-0-		AWAY		0-0-0		1-4-0		2-5-1									
1-5-0		0-0-0		0-0-0		NEUTRAL		0-5-0		0-0-0		1-0-0									
11-13-0		0-0-0		0-0-0		CONFERENCE		0-0-0		0-0-0		11-13-0									
2-7-0		0-0-0		0-0-0		HOME		0-0-0		0-0-0		2-7-0									
9-6-0		0-0-0		0-0-0		AWAY		0-0-0		0-0-0		9-6-0									
0-0-0		0-0-0		0-0-0		NEUTRAL		0-0-0		0-0-0		0-0-0									
RPI	S	Opponent		Score		RPI	S	Opponent		Score		RPI	S	Opponent		Score					
7	A	North Carolina St.		1	7	35	A	Boston College		2	7	57	N	Ohio St.		7	10				
						35	A	Boston College		3	9	60	N	Alabama		4	8				
						48	A	BYU		3	15	81	N	Pittsburgh		10	19				
						48	A	BYU		2	14	81	N	Pittsburgh		4	5				
						48	A	BYU		1	14	90	N	Notre Dame		4	5				
						48	A	BYU		10	14										
								LAST 15 GAMES													
						192	H	Canisius		4	9	242	A	Buffalo		2	9				
						192	H	Canisius		3	7	242	A	Buffalo		3	4				
						192	H	Canisius		1	4	218	H	Manhattan		5	4				
						242	H	Buffalo		3	7	242	H	Buffalo		3	7				
						242	H	Buffalo		0	8	247	A	Marist		2	3				
												247	A	Marist		1	12				
												247	A	Marist		7	3				
												248	A	Siena		0	8				

Non-Div. I Games:

Niagara

35	A	Boston College	3	9
35	A	Boston College	2	7

RPI	S	Opponent	Score	
248	A	Siena	8	4
248	A	Siena	8	2
269	H	Rider	1	9
269	H	Rider	3	0
269	H	Rider	5	14
278	A	N.C. Central	3	7
278	A	N.C. Central	6	10
278	A	N.C. Central	10	13
278	A	N.C. Central	12	11
284	A	Iona	18	5
284	A	Iona	1	0
284	A	Iona	15	5
295	A	Saint Peter's	11	0
295	A	Saint Peter's	13	0
295	A	Saint Peter's	21	2

Average RPI Win:	224	WON-LOST RECORD	WINNING PCT. RANK	LAST 15 GAMES	STRENGTH OF SCHEDULE	OPP. STRENGTH OF SCHEDULE	TEAM RPI	ADJ RPI	CONF. RPI	ADJ CONF. RPI			
DIV. I ONLY		18-33-0	.35294	245	6-9-0	246	281	269	.43438	269	29	29	
DIV. I NON-CONF.		8-19-0	.2963	261	0-2-0	190	272	256	.44237	256	28	27	
<hr/>													
TOTALS	RPI 1-25	RPI 26-50		W-L RECORDS		RPI 51-100		RPI 101-150		RPI 150+			
18-33-0	0-0-0	0-0-0		OVERALL		1-4-0		0-6-0		17-23-0			
9-10-0	0-0-0	0-0-0		HOME		1-1-0		0-0-0		8-9-0			
8-19-0	0-0-0	0-0-0		AWAY		0-3-0		0-5-0		8-11-0			
1-4-0	0-0-0	0-0-0		NEUTRAL		0-0-0		0-1-0		1-3-0			
8-19-0	0-0-0	0-0-0		NON-CONFERENCE		1-4-0		0-6-0		7-9-0			
5-2-0	0-0-0	0-0-0		HOME		1-1-0		0-0-0		4-1-0			
3-14-0	0-0-0	0-0-		AWAY		0-3-0		0-5-0		3-6-0			
0-3-0	0-0-0	0-0-0		NEUTRAL		0-0-0		0-1-0		0-2-0			
10-14-0	0-0-0	0-0-0		CONFERENCE		0-0-0		0-0-0		10-14-0			
4-8-0	0-0-0	0-0-0		HOME		0-0-0		0-0-0		4-8-0			
5-5-0	0-0-0	0-0-0		AWAY		0-0-0		0-0-0		5-5-0			
1-1-0	0-0-0	0-0-0		NEUTRAL		0-0-0		0-0-0		1-1-0			
RPI	S	Opponent	Score	RPI	S	Opponent	Score	RPI	S	Opponent	Score		
						96 A	High Point	4	6	132 A	Seton Hall	4	10
						96 A	High Point	2	10	143 N	Saint Joseph's	3	5
						96 A	High Point	2	4	148 A	Gardner-Webb	1	6
						99 H	Princeton	2	7	148 A	Gardner-Webb	2	8
						100 H	Rutgers	3	2	148 A	Gardner-Webb	2	6
										148 A	Gardner-Webb	2	3
										158 A	Campbell	3	12
										158 A	Campbell	11	8
										163 H	Sacred Heart	4	2
										163 H	Sacred Heart	4	1
										163 H	Sacred Heart	4	7
										168 A	Monmouth	3	5
										168 A	Monmouth	4	8
										168 A	Monmouth	0	6
										182 A	Wofford	4	12
										192 H	Canisius	5	3
										192 H	Canisius	0	1
										192 H	Canisius	5	15
										197 A	Fairfield	7	6
										197 A	Fairfield	6	3
										197 A	Fairfield	1	13
										216 A	Quinnipiac	3	1
										216 N	Quinnipiac	8	9
										216 N	Quinnipiac	5	2
										220 A	USC Upstate	3	10
										245 A	Lehigh	8	9
										245 H	Lehigh	10	9
<hr/>													
LAST 15 GAMES													
						295 H	Saint Peter's	13	11	216 N	Quinnipiac	8	9
						295 H	Saint Peter's	7	8	216 N	Quinnipiac	5	2
						295 H	Saint Peter's	4	3	216 A	Quinnipiac	3	1
						247 H	Marist	1	4				
						247 H	Marist	4	12				

Non-Div. I Games:

Rider

Rider

247	H	Marist	2	6
132	A	Seton Hall	4	10

Through Games Of May 23, 2016

RPI	S	Opponent	Score	
247	H	Marist	2	6
247	H	Marist	4	12
247	H	Marist	1	4
248	H	Siena	20	7
248	H	Siena	0	5
248	H	Siena	2	5
251	A	VMI	2	5
251	A	VMI	1	4
251	A	VMI	2	1
265	N	Lafayette	3	6
268	A	Niagara	0	3
268	A	Niagara	14	5
268	A	Niagara	9	1
277	H	La Salle	5	2
285	N	UNC Asheville	4	19
291	A	Delaware St.	11	7
295	H	Saint Peter's	13	11
295	H	Saint Peter's	4	3
295	H	Saint Peter's	7	8

Rider

R
i
d
e
r

R
i
d
e
r

Average RPI Win:	272	WON-LOST RECORD	WINNING PCT. RANK	LAST 15 GAMES		STRENGTH OF SCHEDULE	OPP. STRENGTH OF SCHEDULE	TEAM RPI	ADJ RPI	CONF. RPI	ADJ CONF. RPI
DIV. I ONLY		29-20-0	.59184 84	11-4-0		299	294	270	.43388 270	30	30
DIV. I NON-CONF.		7-13-0	.35 231	1-2-0		272	231	288	.40323 286	30	30
TOTALS	RPI 1-25	RPI 26-50		W-L RECORDS		RPI 51-100		RPI 101-150		RPI 150+	
29-20-0	0-1-0	0-0-0		OVERALL		0-2-0		2-1-0		27-16-0	
16-12-0	0-0-0	0-0-0		HOME		0-0-0		1-0-0		15-12-0	
11-7-0	0-1-0	0-0-0		AWAY		0-2-0		0-1-0		11-3-0	
2-1-0	0-0-0	0-0-0		NEUTRAL		0-0-0		1-0-0		1-1-0	
7-13-0	0-1-0	0-0-0		NON-CONFERENCE		0-2-0		1-1-0		6-9-0	
7-8-0	0-0-0	0-0-0		HOME		0-0-0		1-0-0		6-8-0	
0-5-0	0-1-0	0-0-		AWAY		0-2-0		0-1-0		0-1-0	
0-0-0	0-0-0	0-0-0		NEUTRAL		0-0-0		0-0-0		0-0-0	
22-7-0	0-0-0	0-0-0		CONFERENCE		0-0-0		1-0-0		21-7-0	
9-4-0	0-0-0	0-0-0		HOME		0-0-0		0-0-0		9-4-0	
11-2-0	0-0-0	0-0-0		AWAY		0-0-0		0-0-0		11-2-0	
2-1-0	0-0-0	0-0-0		NEUTRAL		0-0-0		1-0-0		1-1-0	
RPI S Opponent Score			RPI S Opponent Score			RPI S Opponent Score			RPI S Opponent Score		
23 A Duke 3 4						67 A VCU 2 4			126 A William & Mary 6 10		
						76 A Old Dominion 3 5			126 H William & Mary 6 3		
									140 N Florida A&M 4 2		
									161 A Longwood 9 11		
									161 H Longwood 5 13		
									170 N Bethune-Cookman 4 14		
									190 H Richmond 7 4		
									222 H Towson 12 7		
									222 H Towson 13 7		
									222 H Towson 3 6		
									245 H Lehigh 6 7		
									245 H Lehigh 2 7		
									245 H Lehigh 3 10		
									256 H Wagner 1 6		
									256 H Wagner 1 8		
									263 H NJIT 6 1		
									263 H NJIT 16 0		
									263 H NJIT 2 9		
									263 H NJIT 7 0		
									278 A N.C. Central 13 9		
									278 H N.C. Central 3 6		
									291 A Delaware St. 6 0		
									291 A Delaware St. 6 2		
									291 A Delaware St. 5 6		
									291 H Delaware St. 3 5		
									291 H Delaware St. 5 9		
									291 H Delaware St. 10 0		
<div>LAST 15 GAMES</div>											
			140 N Florida A&M 4 2			190 H Richmond 7 4			291 A Delaware St.		
			299 N Coppin St. 7 6			291 H Delaware St. 7 10			291 A Delaware St.		
			170 N Bethune-Cookman 4 14			291 H Delaware St. 5 2			291 H Delaware St.		
			23 A Duke 3 4						291 H Delaware St.		
			299 A Coppin St. 8 3						291 H Delaware St.		

Non-Div. I Games:

Norfolk St.

Norfolk St.

299 A Coppin St.	5	4
299 A Coppin St.	9	3

Through Games Of May 23, 2016

RPI	S	Opponent	Score	
291	H	Delaware St.	5	2
291	H	Delaware St.	12	0
291	H	Delaware St.	7	10
294	A	UMES	7	6
294	A	UMES	20	7
294	A	UMES	11	2
294	H	UMES	8	0
294	H	UMES	3	1
294	H	UMES	6	0
299	A	Coppin St.	7	11
299	A	Coppin St.	12	2
299	A	Coppin St.	6	3
299	A	Coppin St.	8	3
299	A	Coppin St.	5	4
299	A	Coppin St.	9	3
299	H	Coppin St.	10	0
299	H	Coppin St.	2	0
299	H	Coppin St.	4	1
299	N	Coppin St.	7	6

Norfolk St.

N
o
r
f
o
l
k
S
t
.

N
o
r
f
o
l
k
S
t
.

Average RPI Win: 171		WON-LOST	WINNING	LAST 15	STRENGTH OF		OPP. STRENGTH	TEAM	ADJ		CONF.	ADJ CONF.
Average RPI Loss: 125		RECORD	PCT. RANK	GAMES	SCHEDULE		OF SCHEDULE	RPI	RPI		RPI	RPI
DIV. I ONLY		10-44-0	.18519	297	83		184	271	.43297		271	7
DIV. I NON-CONF.		8-22-0	.26667	267	129		270	255	.44353		255	7
TOTALS		RPI 1-25	RPI 26-50		W-L RECORDS		RPI 51-100		RPI 101-150		RPI 150+	
10-44-0		0-2-0	0-6-0		OVERALL		2-15-0		3-5-0		5-16-0	
5-16-0		0-1-0	0-6-0		HOME		1-6-0		3-1-0		1-2-0	
3-25-0		0-1-0	0-0-0		AWAY		1-9-0		0-4-0		2-11-0	
2-3-0		0-0-0	0-0-0		NEUTRAL		0-0-0		0-0-0		2-3-0	
8-22-0		0-2-0	0-0-0		NON-CONFERENCE		0-5-0		3-2-0		5-13-0	
4-5-0		0-1-0	0-0-0		HOME		0-1-0		3-1-0		1-2-0	
2-14-0		0-1-0	0-0-		AWAY		0-4-0		0-1-0		2-8-0	
2-3-0		0-0-0	0-0-0		NEUTRAL		0-0-0		0-0-0		2-3-0	
2-22-0		0-0-0	0-6-0		CONFERENCE		2-10-0		0-3-0		0-3-0	
1-11-0		0-0-0	0-6-0		HOME		1-5-0		0-0-0		0-0-0	
1-11-0		0-0-0	0-0-0		AWAY		1-5-0		0-3-0		0-3-0	
0-0-0		0-0-0	0-0-0		NEUTRAL		0-0-0		0-0-0		0-0-0	
RPI S	Opponent	Score	RPI S	Opponent	Score	RPI S	Opponent	Score	RPI S	Opponent	Score	
1 H	Louisville	4 9	36 H	Nebraska	5 9	57 H	Ohio St.	1 5	118 A	Penn St.	6 7	
20 A	Georgia Tech	2 5	36 H	Nebraska	6 11	57 H	Ohio St.	2 3	118 A	Penn St.	2 7	
			36 H	Nebraska	8 9	57 H	Ohio St.	1 3	118 A	Penn St.	1 3	
			46 H	Minnesota	3 4	58 A	Maryland	7 1	136 H	CSUN	0 6	
			46 H	Minnesota	4 14	58 A	Maryland	3 11	136 H	CSUN	8 0	
			46 H	Minnesota	0 3	58 A	Maryland	0 6	136 H	CSUN	1 0	
						63 A	Indiana St.	1 4	136 H	CSUN	5 0	
						63 H	Indiana St.	4 22	144 A	Valparaiso	10 13	
						68 A	California	5 15	153 A	Kennesaw St.	2 5	
						68 A	California	0 10	166 A	Ball St.	8 9	
						68 A	California	0 4	166 H	Ball St.	9 2	
						83 H	Michigan St.	3 5	199 A	Kansas	1 8	
						83 H	Michigan St.	0 11	202 H	Eastern Mich.	5 6	
						83 H	Michigan St.	5 2	213 A	Illinois St.	2 10	
						91 A	Indiana	6 7	214 A	IPFW	5 6	
						91 A	Indiana	2 3	214 H	IPFW	3 4	
						91 A	Indiana	9 10	225 A	Georgia St.	5 3	
									229 N	Saint Louis	2 3	
									236 N	Ohio	2 9	
									236 N	Ohio	4 6	
									236 N	Ohio	5 4	
									244 A	ETSU	19 6	
									244 A	ETSU	2 4	
									244 A	ETSU	8 9	
									244 A	ETSU	2 8	
									255 A	Northwestern	3 7	
									255 A	Northwestern	4 7	
LAST 15 GAMES			136 H	CSUN	8 0	46 H	Minnesota	3 4	244 A	ETSU	2 4	
			136 H	CSUN	0 6	144 A	Valparaiso	10 13	244 A	ETSU	8 9	
			136 H	CSUN	1 0	214 H	IPFW	3 4	244 A	ETSU	2 8	
			136 H	CSUN	5 0				255 A	Northwestern	3 7	
			214 A	IPFW	5 6				255 A	Northwestern	4 7	

Non-Div. I Games:

Purdue

46	H	Minnesota	0	3
46	H	Minnesota	4	14

RPI	S	Opponent	Score	
255	A	Northwestern	0	3
290	N	North Dakota	5	0

Purdue

P
u
r
d
u
e

P
u
r
d
u
e

Average RPI Win: 291		WON-LOST RECORD		WINNING PCT. RANK		LAST 15 GAMES		STRENGTH OF SCHEDULE		OPP. STRENGTH OF SCHEDULE		TEAM RPI		ADJ RPI		CONF. RPI		ADJ CONF. RPI	
DIV. I ONLY		22-25-0		.46809 182		8-6-0		293		289		272		.43192 272		32		32	
DIV. I NON-CONF.		0-18-0		0 296		0-3-0		114		58		295		.38769 295		32		32	
TOTALS		RPI 1-25		RPI 26-50		W-L RECORDS		RPI 51-100		RPI 101-150		RPI 150+							
22-25-0		0-2-0		0-0-0		OVERALL		0-3-0		0-9-0		22-11-0							
12-8-0		0-0-0		0-0-0		HOME		0-3-0		0-1-0		12-4-0							
9-15-0		0-2-0		0-0-0		AWAY		0-0-0		0-7-0		9-5-0							
1-2-0		0-0-0		0-0-0		NEUTRAL		0-0-0		0-0-0		1-2-0							
0-18-0		0-2-0		0-0-0		NON-CONFERENCE		0-3-0		0-9-0		0-4-0							
0-7-0		0-0-0		0-0-0		HOME		0-3-0		0-1-0		0-3-0							
0-11-0		0-2-0		0-0-		AWAY		0-0-0		0-8-0		0-1-0							
0-0-0		0-0-0		0-0-0		NEUTRAL		0-0-0		0-0-0		0-0-0							
22-7-0		0-0-0		0-0-0		CONFERENCE		0-0-0		0-0-0		22-7-0							
12-1-0		0-0-0		0-0-0		HOME		0-0-0		0-0-0		12-1-0							
9-4-0		0-0-0		0-0-0		AWAY		0-0-0		0-0-0		9-4-0							
1-2-0		0-0-0		0-0-0		NEUTRAL		0-0-0		0-0-0		1-2-0							
RPI	S	Opponent		Score		RPI	S	Opponent		Score		RPI	S	Opponent		Score			
6	A	Ole Miss		1	12							108	A	Central Ark.		0	4		
17	A	TCU		3	17							72	H	Southeast Mo. St.		0	10		
												72	H	Southeast Mo. St.		2	8		
												72	H	Southeast Mo. St.		2	9		
												108	A	Central Ark.		0	2		
												113	A	Missouri		0	8		
												119	A	Arkansas St.		3	7		
												121	A	Little Rock		2	13		
												124	A	Kansas St.		8	15		
												124	A	Kansas St.		9	18		
												124	A	Kansas St.		8	7		
												193	H	North Dakota St.		4	8		
												193	H	North Dakota St.		7	2		
												193	H	North Dakota St.		0	6		
												219	A	Memphis		5	6		
												282	A	Texas Southern		5	4		
												282	A	Texas Southern		17	9		
												282	A	Texas Southern		4	6		
												282	H	Texas Southern		8	2		
												282	H	Texas Southern		5	4		
												282	H	Texas Southern		7	10		
												282	N	Texas Southern		0	11		
												283	A	Grambling		14	5		
												283	A	Grambling		15	3		
												283	A	Grambling		4	4		
												283	H	Grambling		12	7		
												283	H	Grambling		8	7		
												283	H	Grambling		1	7		
												286	N	Jackson St.		2	4		
LAST 15 GAMES																			
286 N Jackson St.						2	4	283 A Grambling						4	3				
282 N Texas Southern						0	10	6 A Ole Miss						1	12				
297 N Alabama A&M						16	6	119 A Arkansas St.						3	8				
292 H Alcorn						15	6												
108 H Central Ark.						0	9												

Non-Div. I Games:

Ark.-Pine Bluff

283 A Grambling	14	11
283 A Grambling	15	5

RPI	S	Opponent	Score	
292	A	Alcorn	7	3
292	H	Alcorn	15	6
296	A	Southern U.	10	9
296	A	Southern U.	7	2
296	A	Southern U.	3	5
297	H	Alabama A&M	5	2
297	H	Alabama A&M	1	0
297	H	Alabama A&M	4	3
297	N	Alabama A&M	16	6
298	A	Prairie View	11	7
298	A	Prairie View	13	17
298	A	Prairie View	9	0
298	H	Prairie View	21	1
298	H	Prairie View	11	1
298	H	Prairie View	12	0

Ark.-Pine Bluff

A
r
k
.
-
P
i
n
e
B
l
u
f
f

A
r
k
.
-
P
i
n
e
B
l
u
f
f

Average RPI Win: 212		WON-LOST	WINNING	LAST 15	STRENGTH OF		OPP. STRENGTH	TEAM	ADJ		CONF.	ADJ CONF.			
Average RPI Loss: 134		RECORD	PCT. RANK	GAMES	SCHEDULE		OF SCHEDULE	RPI	RPI	RPI	RPI				
DIV. I ONLY		12-39-0	.23529	288	7-5-0		191	148	273	.43089	273	21	21		
DIV. I NON-CONF.		4-17-0	.19048	280	1-0-0		205	27	257	.44108	257	24	24		
TOTALS		RPI 1-25	RPI 26-50		W-L RECORDS		RPI 51-100		RPI 101-150		RPI 150+				
12-39-0		0-4-0	0-0-0		OVERALL		0-8-0		3-11-0		9-16-0				
7-9-0		0-0-0	0-0-0		HOME		0-3-0		2-1-0		5-5-0				
5-29-0		0-4-0	0-0-0		AWAY		0-4-0		1-10-0		4-11-0				
0-1-0		0-0-0	0-0-0		NEUTRAL		0-1-0		0-0-0		0-0-0				
4-17-0		0-4-0	0-0-0		NON-CONFERENCE		0-2-0		1-7-0		3-4-0				
1-0-0		0-0-0	0-0-0		HOME		0-0-0		0-0-0		1-0-0				
3-16-0		0-4-0	0-0-		AWAY		0-1-0		1-7-0		2-4-0				
0-1-0		0-0-0	0-0-0		NEUTRAL		0-1-0		0-0-0		0-0-0				
8-22-0		0-0-0	0-0-0		CONFERENCE		0-6-0		2-4-0		6-12-0				
6-9-0		0-0-0	0-0-0		HOME		0-3-0		2-1-0		4-5-0				
2-13-0		0-0-0	0-0-0		AWAY		0-3-0		0-3-0		2-7-0				
0-0-0		0-0-0	0-0-0		NEUTRAL		0-0-0		0-0-0		0-0-0				
RPI	S	Opponent	Score		RPI	S	Opponent	Score		RPI	S	Opponent	Score		
8	A	Vanderbilt	1	9						104	A	Austin Peay	3	5	
21	A	Southern Miss.	4	6						104	A	Austin Peay	6	13	
21	A	Southern Miss.	1	6						104	A	Austin Peay	3	6	
21	A	Southern Miss.	1	18						108	A	Central Ark.	1	9	
										108	A	Central Ark.	5	6	
										108	A	Central Ark.	3	4	
										108	A	Central Ark.	2	4	
										110	H	Morehead St.	6	2	
										110	H	Morehead St.	5	1	
										110	H	Morehead St.	7	23	
										117	A	Arkansas	10	8	
										117	A	Arkansas	2	5	
										117	A	Arkansas	2	3	
										122	A	Southern Ill.	2	10	
										179	H	Tennessee Tech	3	8	
										179	H	Tennessee Tech	6	8	
										179	H	Tennessee Tech	3	5	
										194	A	Lipscomb	9	16	
										195	A	Murray St.	11	31	
										195	A	Murray St.	9	3	
										195	A	Murray St.	4	9	
					LAST 15 GAMES						196	H	Belmont	1	6
					276	H	Butler	9	3	110	H	Morehead St.	6	2	
					280	H	SIUE	11	6	110	H	Morehead St.	5	1	
					280	H	SIUE	20	5	110	H	Morehead St.	7	23	
					280	H	SIUE	3	2	211	A	Eastern Ky.	5	7	
					266	A	UT Martin	5	10	211	A	Eastern Ky.	7	8	
										211	A	Eastern Ky.	3	9	

Eastern Ill.

266	A	UT Martin	0	2
266	A	UT Martin	16	2

Through Games Of May 23, 2016

RPI	S	Opponent	Score	
213	A	Illinois St.	2	1
219	A	Memphis	0	23
219	A	Memphis	10	9
219	A	Memphis	1	2
229	A	Saint Louis	0	2
266	A	UT Martin	16	2
266	A	UT Martin	5	10
266	A	UT Martin	0	2
276	H	Butler	9	3
280	H	SIUE	3	2
280	H	SIUE	11	6
280	H	SIUE	20	5

Eastern Ill.

E
a
s
t
e
r
n
I
l
l
.

E
a
s
t
e
r
n
I
l
l
.

Average RPI Win:		188	WON-LOST RECORD		WINNING PCT. RANK		LAST 15 GAMES		STRENGTH OF SCHEDULE		OPP. STRENGTH OF SCHEDULE		TEAM RPI		ADJ RPI		CONF. RPI		ADJ CONF. RPI				
Average RPI Loss:		124																					
DIV. I ONLY			13-38-0		.2549 285		3-12-0		178		150		274		.43066 274		12		12				
DIV. I NON-CONF.			7-16-0		.30435 257		1-1-0		250		210		270		.42896 269		10		10				
TOTALS		RPI 1-25		RPI 26-50		W-L RECORDS		RPI 51-100		RPI 101-150		RPI 150+											
13-38-0		0-0-0		0-10-0		OVERALL		1-6-0		3-11-0		9-11-0											
9-13-0		0-0-0		0-3-0		HOME		1-2-0		2-2-0		6-6-0											
4-22-0		0-0-0		0-6-0		AWAY		0-3-0		1-9-0		3-4-0											
0-3-0		0-0-0		0-1-0		NEUTRAL		0-1-0		0-0-0		0-1-0											
7-16-0		0-0-0		0-4-0		NON-CONFERENCE		0-4-0		1-4-0		6-4-0											
5-2-0		0-0-0		0-0-0		HOME		0-0-0		1-0-0		4-2-0											
2-11-0		0-0-0		0-0-		AWAY		0-3-0		0-4-0		2-1-0											
0-3-0		0-0-0		0-1-0		NEUTRAL		0-1-0		0-0-0		0-1-0											
6-22-0		0-0-0		0-6-0		CONFERENCE		1-2-0		2-7-0		3-7-0											
4-11-0		0-0-0		0-3-0		HOME		1-2-0		1-2-0		2-4-0											
2-11-0		0-0-0		0-3-0		AWAY		0-0-0		1-5-0		1-3-0											
0-0-0		0-0-0		0-0-0		NEUTRAL		0-0-0		0-0-0		0-0-0											
RPI	S	Opponent		Score		RPI	S	Opponent		Score		RPI	S	Opponent		Score		RPI	S	Opponent		Score	
				28	A	Oklahoma St.	2		3	66	H	Lamar	1		3	105	A	Baylor	7		8		
				28	A	Oklahoma St.	1		7	66	H	Lamar	6		20	106	H	McNeese St.	0		4		
				30	N	Gonzaga	5		8	66	H	Lamar	3		2	106	H	McNeese St.	8		7		
				31	A	Dallas Baptist	1		17	90	N	Notre Dame	2		13	106	H	McNeese St.	0		1		
				43	H	Sam Houston St.	3		23	97	A	UT Arlington	3		9	108	A	Central Ark.	0		9		
				43	H	Sam Houston St.	3		12	97	A	UT Arlington	2		10	108	A	Central Ark.	10		21		
				43	H	Sam Houston St.	2		8	97	A	UT Arlington	0		13	108	A	Central Ark.	4		20		
				45	A	Southeastern La.	0		9							111	A	SFA	14		4		
				45	A	Southeastern La.	0		11							111	A	SFA	1		7		
				45	A	Southeastern La.	2		4							111	A	SFA	1		11		
																115	H	Bradley	6		2		
																147	A	Texas St.	4		5		
																147	A	Texas St.	0		4		
																147	A	Texas St.	5		22		
																177	H	Nicholls St.	3		8		
																177	H	Nicholls St.	7		5		
																177	H	Nicholls St.	4		8		
																185	A	UTSA	9		8		
																185	A	UTSA	5		2		
																191	A	Houston Baptist	0		2		
																191	A	Houston Baptist	3		2		
																191	A	Houston Baptist	1		3		
																215	H	Abilene Christian	0		1		
																215	H	Abilene Christian	1		2		
																226	A	A&M-Corpus Christi	0		5		
																226	H	A&M-Corpus Christi	5		4		
																254	H	LIU Brooklyn	7		4		
				LAST 15 GAMES																			
				226	A	A&M-Corpus Christi	0		5	66	H	Lamar	3		2	215	H	Abilene Christian	0		1		
				215	H	Abilene Christian	0		1	66	H	Lamar	1		3	215	H	Abilene Christian	1		2		
				215	H	Abilene Christian	1		2	66	H	Lamar	6		20	226	A	A&M-Corpus Christi	0		5		
				185	A	UTSA	9		8							226	H	A&M-Corpus Christi	5		4		
				108	A	Central Ark.	4		20							254	H	LIU Brooklyn	7		4		

Non-Div. I Games:

Incarnate Word

108 A Central Ark.	10	21
108 A Central Ark.	0	9

RPI	S	Opponent	Score	
254	H	LIU Brooklyn	8	2
254	H	LIU Brooklyn	7	10
281	A	UTRGV	3	4
281	H	UTRGV	6	5
282	N	Texas Southern	1	3
298	H	Prairie View	1	5
298	H	Prairie View	12	2

I
n
c
a
r
n
a
t
e
W
o
r
d

I
n
c
a
r
n
a
t
e
W
o
r
d

Average RPI Win:	196	WON-LOST	WINNING	LAST 15	STRENGTH OF	OPP. STRENGTH	TEAM	ADJ	CONF.	ADJ CONF.		
Average RPI Loss:	183	RECORD	PCT. RANK	GAMES	SCHEDULE	OF SCHEDULE	RPI	RPI	RPI	RPI		
DIV. I ONLY		19-35-0	.35185	248	6-9-0	238	229	275	.42985	275	24	24
DIV. I NON-CONF.		12-18-0	.4	207	1-2-0	178	206	233	.45871	233	25	25
<hr/>												
TOTALS	RPI 1-25	RPI 26-50		W-L RECORDS		RPI 51-100		RPI 101-150		RPI 150+		
19-35-0	0-2-0	1-2-0		OVERALL		1-3-0		1-4-0		16-24-0		
14-16-0	0-0-0	1-2-0		HOME		1-2-0		1-4-0		11-8-0		
5-18-0	0-2-0	0-0-0		AWAY		0-0-0		0-0-0		5-16-0		
0-1-0	0-0-0	0-0-0		NEUTRAL		0-1-0		0-0-0		0-0-0		
<hr/>												
12-18-0	0-2-0	1-2-0		NON-CONFERENCE		1-3-0		0-2-0		10-9-0		
8-10-0	0-0-0	1-2-0		HOME		1-2-0		0-2-0		6-4-0		
4-7-0	0-2-0	0-0-		AWAY		0-0-0		0-0-0		4-5-0		
0-1-0	0-0-0	0-0-0		NEUTRAL		0-1-0		0-0-0		0-0-0		
<hr/>												
7-17-0	0-0-0	0-0-0		CONFERENCE		0-0-0		1-2-0		6-15-0		
6-6-0	0-0-0	0-0-0		HOME		0-0-0		1-2-0		5-4-0		
1-11-0	0-0-0	0-0-0		AWAY		0-0-0		0-0-0		1-11-0		
0-0-0	0-0-0	0-0-0		NEUTRAL		0-0-0		0-0-0		0-0-0		
<hr/>												
RPI S	Opponent	Score	RPI S	Opponent	Score	RPI S	Opponent	Score	RPI S	Opponent	Score	
24 A	East Carolina	0 6	32 H	Bryant	2 12	55 N	Kentucky	6 8	127 H	Rhode Island	3 4	
24 A	East Carolina	1 8	32 H	Bryant	0 7	100 H	Rutgers	6 5	127 H	Rhode Island	2 5	
			32 H	Bryant	3 2	100 H	Rutgers	6 8	127 H	Rhode Island	2 1	
						100 H	Rutgers	5 11	136 H	CSUN	0 1	
									142 H	Navy	9 13	
									161 H	Longwood	13 6	
									180 A	Georgetown	5 12	
									180 H	Georgetown	2 1	
									181 A	James Madison	16 5	
									181 H	James Madison	6 5	
									182 A	Wofford	6 11	
									190 H	Richmond	3 2	
									190 H	Richmond	1 0	
									190 H	Richmond	1 10	
									207 A	George Washington	3 9	
									207 A	George Washington	4 14	
									207 A	George Washington	0 1	
									212 A	Radford	2 0	
									212 A	Radford	7 8	
									212 A	Radford	9 3	
									220 A	USC Upstate	4 5	
									222 A	Towson	11 10	
									222 H	Towson	10 3	
									223 A	St. Bonaventure	4 3	
									223 A	St. Bonaventure	0 3	
									223 A	St. Bonaventure	3 16	
									229 A	Saint Louis	6 15	
<hr/>												
LAST 15 GAMES												

Non-Div. I Games:

George Mason

277	H	La Salle	4	5
277	H	La Salle	2	0

RPI	S	Opponent	Score	
229	A	Saint Louis	2	3
229	A	Saint Louis	0	15
233	H	Dayton	8	2
233	H	Dayton	2	9
233	H	Dayton	6	9
248	H	Siena	7	19
248	H	Siena	5	2
248	H	Siena	3	5
251	A	VMI	17	20
252	A	Massachusetts	2	4
252	A	Massachusetts	1	2
252	A	Massachusetts	1	2
254	H	LIU Brooklyn	7	10
254	H	LIU Brooklyn	2	11
254	H	LIU Brooklyn	9	8
277	H	La Salle	9	7
277	H	La Salle	4	5
277	H	La Salle	2	0

Butler

Average RPI Win: 180		WON-LOST	WINNING	LAST 15	STRENGTH OF		OPP. STRENGTH	TEAM	ADJ		CONF.	ADJ CONF.			
Average RPI Loss: 148		RECORD	PCT. RANK	GAMES	SCHEDULE		OF SCHEDULE	RPI	RPI		RPI	RPI			
DIV. I ONLY		12-40-0	.23077	289	3-12-0		148	208	276	.42863	276	16			
DIV. I NON-CONF.		8-26-0	.23529	275	1-4-0		200	244	278	.42216	277	16			
<hr/>															
TOTALS		RPI 1-25		RPI 26-50		W-L RECORDS		RPI 51-100		RPI 101-150		RPI 150+			
12-40-0		0-0-0		1-3-0		OVERALL		1-11-0		2-10-0		8-16-0			
6-14-0		0-0-0		0-0-0		HOME		1-6-0		1-4-0		4-4-0			
4-22-0		0-0-0		0-3-0		AWAY		0-3-0		1-6-0		3-10-0			
2-4-0		0-0-0		1-0-0		NEUTRAL		0-2-0		0-0-0		1-2-0			
8-26-0		0-0-0		1-0-0		NON-CONFERENCE		1-8-0		1-5-0		5-13-0			
4-7-0		0-0-0		0-0-0		HOME		1-3-0		1-1-0		2-3-0			
2-15-0		0-0-0		0-0-		AWAY		0-3-0		0-4-0		2-8-0			
2-4-0		0-0-0		1-0-0		NEUTRAL		0-2-0		0-0-0		1-2-0			
4-14-0		0-0-0		0-3-0		CONFERENCE		0-3-0		1-5-0		3-3-0			
2-7-0		0-0-0		0-0-0		HOME		0-3-0		0-3-0		2-1-0			
2-7-0		0-0-0		0-3-0		AWAY		0-0-0		1-2-0		1-2-0			
0-0-0		0-0-0		0-0-0		NEUTRAL		0-0-0		0-0-0		0-0-0			
RPI	S	Opponent	Score	RPI	S	Opponent	Score	RPI	S	Opponent	Score	RPI	S	Opponent	Score
				35	N	Boston College	12 10	63	A	Indiana St.	2 7	115	H	Bradley	5 9
				41	A	Creighton	4 6	63	A	Indiana St.	9 13	115	H	Bradley	3 1
				41	A	Creighton	3 4	63	H	Indiana St.	1 6	129	A	Samford	1 14
				41	A	Creighton	1 2	83	N	Michigan St.	2 9	129	A	Samford	3 4
								89	H	Mercer	4 5	129	A	Samford	1 16
								89	H	Mercer	5 6	129	A	Samford	2 12
								89	H	Mercer	7 3	132	H	Seton Hall	2 5
								91	A	Indiana	1 27	132	H	Seton Hall	6 7
								91	N	Indiana	1 2	132	H	Seton Hall	2 8
								95	H	Xavier	1 4	139	A	St. John's (NY)	3 4
								95	H	Xavier	2 6	139	A	St. John's (NY)	13 5
								95	H	Xavier	1 4	139	A	St. John's (NY)	0 2
												154	H	Miami (OH)	3 10
												166	H	Ball St.	4 7
												180	H	Georgetown	1 3
												180	H	Georgetown	12 6
												180	H	Georgetown	3 2
												213	N	Illinois St.	2 9
												214	A	IPFW	0 1
												214	H	IPFW	4 1
												229	A	Saint Louis	4 9
												229	A	Saint Louis	8 6
												229	A	Saint Louis	12 13
												230	N	Central Mich.	3 8
												233	A	Dayton	0 3
												234	A	Northern Ky.	3 8
												238	A	Charleston So.	4 3
LAST 15 GAMES				273	A	Eastern Ill.	3 9	89	H	Mercer	5 6	229	A	Saint Louis	12 13
				132	H	Seton Hall	2 5	139	A	St. John's (NY)	13 5	230	N	Central Mich.	3 8
				132	H	Seton Hall	6 7	139	A	St. John's (NY)	3 4	233	A	Dayton	0 3
				132	H	Seton Hall	2 8					234	A	Northern Ky.	3 8
				166	H	Ball St.	4 7					238	A	Charleston So.	4 3

Non-Div. I Games: Cleary 12 3 Marian (IN) 15 4

Butler

89	H	Mercer	7	3
89	H	Mercer	4	5

RPI	S	Opponent	Score	
238	A	Charleston So.	1	2
238	A	Charleston So.	3	7
241	H	Western Mich.	0	2
241	H	Western Mich.	7	3
243	A	Villanova	11	6
243	A	Villanova	1	9
243	A	Villanova	2	3
255	N	Northwestern	10	9
273	A	Eastern Ill.	3	9

Average RPI Win: 238		WON-LOST RECORD	WINNING PCT. RANK		LAST 15 GAMES	STRENGTH OF SCHEDULE		OPP. STRENGTH OF SCHEDULE		TEAM RPI	ADJ RPI		CONF. RPI	ADJ CONF. RPI			
Average RPI Loss: 181																	
DIV. I ONLY		15-39-0	.27778	279	5-10-0	232		268		277	.42726	277	24	24			
DIV. I NON-CONF.		9-21-0	.3	259	1-0-0	261		283		265	.43183	265	25	25			
TOTALS		RPI 1-25	RPI 26-50		W-L RECORDS		RPI 51-100		RPI 101-150		RPI 150+						
15-39-0	0-0-0	0-0-0		OVERALL		0-5-0		1-10-0		14-24-0							
6-12-0	0-0-0	0-0-0		HOME		0-3-0		1-6-0		5-3-0							
9-27-0	0-0-0	0-0-0		AWAY		0-2-0		0-4-0		9-20-0							
0-0-0	0-0-0	0-0-0		NEUTRAL		0-0-0		0-0-0		0-0-0							
9-21-0	0-0-0	0-0-0		NON-CONFERENCE		0-2-0		0-5-0		9-14-0							
4-2-0	0-0-0	0-0-0		HOME		0-0-0		0-1-0		4-1-0							
5-19-0	0-0-0	0-0-		AWAY		0-2-0		0-4-0		5-13-0							
0-0-0	0-0-0	0-0-0		NEUTRAL		0-0-0		0-0-0		0-0-0							
6-18-0	0-0-0	0-0-0		CONFERENCE		0-3-0		1-5-0		5-10-0							
2-10-0	0-0-0	0-0-0		HOME		0-3-0		1-5-0		1-2-0							
4-8-0	0-0-0	0-0-0		AWAY		0-0-0		0-0-0		4-8-0							
0-0-0	0-0-0	0-0-0		NEUTRAL		0-0-0		0-0-0		0-0-0							
RPI	S	Opponent	Score	RPI	S	Opponent	Score	RPI	S	Opponent	Score	RPI	S	Opponent	Score		
								67	H	VCU	1	4		127	H Rhode Island	0	6
								67	H	VCU	1	9		127	H Rhode Island	5	7
								67	H	VCU	1	2		127	H Rhode Island	1	7
								96	A	High Point	0	4		139	A St. John's (NY)	2	9
								96	A	High Point	1	5		139	A St. John's (NY)	0	15
														139	A St. John's (NY)	7	16
														143	H Saint Joseph's	2	10
														143	H Saint Joseph's	2	14
														143	H Saint Joseph's	3	2
														149	A Delaware	1	22
														149	H Delaware	2	4
														164	A Winthrop	0	9
														164	A Winthrop	5	9
														164	A Winthrop	2	11
														164	A Winthrop	3	7
														192	H Canisius	4	3
														200	A Presbyterian	6	3
														200	A Presbyterian	0	6
														200	A Presbyterian	3	10
														204	A Elon	4	7
														204	A Elon	6	7
														204	A Elon	3	10
														205	H Fordham	0	9
														205	H Fordham	2	6
														205	H Fordham	16	4
														207	A George Washington	6	3
														207	A George Washington	1	2
LAST 15 GAMES																	
						127	H Rhode Island	1	7	143	H Saint Joseph's	3	2				
						127	H Rhode Island	5	7	143	H Saint Joseph's	2	10				
						127	H Rhode Island	0	6	223	A St. Bonaventure	3	6				
						275	A George Mason	7	9								
						275	A George Mason	5	4								

Non-Div. I Games:

La Salle

275	A	George Mason	0	2
143	H	Saint Joseph's	2	14

RPI	S	Opponent	Score	
207	A	George Washington	3	4
223	A	St. Bonaventure	1	3
223	A	St. Bonaventure	3	6
223	A	St. Bonaventure	6	5
235	A	Penn	3	7
243	A	Villanova	2	5
243	H	Villanova	3	1
244	A	ETSU	6	4
244	A	ETSU	9	4
244	A	ETSU	3	6
252	A	Massachusetts	2	8
252	A	Massachusetts	5	3
252	A	Massachusetts	3	8
261	A	Bucknell	7	5
269	A	Rider	2	5
275	A	George Mason	5	4
275	A	George Mason	7	9
275	A	George Mason	0	2
291	A	Delaware St.	4	2
291	H	Delaware St.	6	5
295	H	Saint Peter's	3	7
295	H	Saint Peter's	1	0

Average RPI Win: 251		WON-LOST	WINNING	LAST 15	STRENGTH OF		OPP. STRENGTH	TEAM	ADJ		CONF.	ADJ CONF.			
Average RPI Loss: 186		RECORD	PCT. RANK	GAMES	SCHEDULE		OF SCHEDULE	RPI	RPI	RPI	RPI				
DIV. I ONLY		24-30-0	.44444	194	4-11-0		294	260	279	.42345	278	30	30		
DIV. I NON-CONF.		11-14-0	.44	183	0-3-0		290	222	274	.42629	273	30	30		
TOTALS		RPI 1-25	RPI 26-50		W-L RECORDS		RPI 51-100		RPI 101-150		RPI 150+				
24-30-0		0-2-0	0-0-0		OVERALL		1-0-0		1-9-0		22-19-0				
15-14-0		0-1-0	0-0-0		HOME		1-0-0		1-5-0		13-8-0				
8-14-0		0-1-0	0-0-0		AWAY		0-0-0		0-3-0		8-10-0				
1-2-0		0-0-0	0-0-0		NEUTRAL		0-0-0		0-1-0		1-1-0				
11-14-0		0-2-0	0-0-0		NON-CONFERENCE		1-0-0		0-3-0		10-9-0				
8-8-0		0-1-0	0-0-0		HOME		1-0-0		0-3-0		7-4-0				
3-6-0		0-1-0	0-0-		AWAY		0-0-0		0-0-0		3-5-0				
0-0-0		0-0-0	0-0-0		NEUTRAL		0-0-0		0-0-0		0-0-0				
13-16-0		0-0-0	0-0-0		CONFERENCE		0-0-0		1-6-0		12-10-0				
7-6-0		0-0-0	0-0-0		HOME		0-0-0		1-2-0		6-4-0				
5-8-0		0-0-0	0-0-0		AWAY		0-0-0		0-3-0		5-5-0				
1-2-0		0-0-0	0-0-0		NEUTRAL		0-0-0		0-1-0		1-1-0				
RPI S	Opponent	Score		RPI S	Opponent	Score		RPI S	Opponent	Score		RPI S	Opponent	Score	
23 A	Duke	0	3					96 H	High Point	14	1	110 H	Morehead St.	2	4
23 H	Duke	2	4									110 H	Morehead St.	1	4
												110 H	Morehead St.	4	24
												140 A	Florida A&M	4	16
												140 A	Florida A&M	4	6
												140 A	Florida A&M	3	6
												140 H	Florida A&M	9	6
												140 H	Florida A&M	4	5
												140 H	Florida A&M	0	4
												140 N	Florida A&M	2	10
												158 H	Campbell	11	15
												161 A	Longwood	7	4
												161 H	Longwood	5	3
												170 A	Bethune-Cookman	2	3
												170 A	Bethune-Cookman	1	2
												170 A	Bethune-Cookman	4	5
												170 H	Bethune-Cookman	4	3
												170 H	Bethune-Cookman	3	11
												170 H	Bethune-Cookman	4	13
												200 A	Presbyterian	6	15
												204 A	Elon	4	9
												237 A	Appalachian St.	1	12
												237 H	Appalachian St.	4	1
												238 A	Charleston So.	6	9
												238 H	Charleston So.	0	1
												263 H	NJIT	8	4
												263 H	NJIT	6	5
LAST 15 GAMES															
				299 N	Coppin St.	5	7	288 A	Savannah St.	0	2	237 H	Appalachian St.	4	1
				140 N	Florida A&M	2	10	288 A	Savannah St.	5	4	238 A	Charleston So.	6	9
				291 N	Delaware St.	10	5	288 A	Savannah St.	9	5	238 H	Charleston So.	0	1
				238 H	Charleston So.	0	1					263 H	NJIT	8	4
				140 H	Florida A&M	4	5					263 H	NJIT	6	5

Non-Div. I Games: Virginia St. 14 4

N.C. Central

140 H Florida A&M	0	4
140 H Florida A&M	9	6

RPI	S	Opponent	Score	
263	H	NJIT	4	5
268	H	Niagara	11	12
268	H	Niagara	13	10
268	H	Niagara	7	3
268	H	Niagara	10	6
270	A	Norfolk St.	6	3
270	H	Norfolk St.	9	13
285	A	UNC Asheville	6	2
285	A	UNC Asheville	5	2
285	A	UNC Asheville	5	6
287	A	N.C. A&T	7	4
287	A	N.C. A&T	8	6
287	A	N.C. A&T	2	15
287	H	N.C. A&T	8	4
287	H	N.C. A&T	4	3
287	H	N.C. A&T	8	0
288	A	Savannah St.	5	4
288	A	Savannah St.	9	5
288	A	Savannah St.	0	2
288	H	Savannah St.	2	1
288	H	Savannah St.	2	4
288	H	Savannah St.	9	5
291	N	Delaware St.	10	5
299	N	Coppin St.	5	7

Average RPI Win: 237		WON-LOST RECORD	WINNING PCT. RANK	LAST 15 GAMES	STRENGTH OF SCHEDULE	OPP. STRENGTH OF SCHEDULE	TEAM RPI	ADJ RPI		CONF. RPI	ADJ CONF. RPI	
Average RPI Loss: 213												
DIV. I ONLY		17-26-0	.39535 223	4-11-0	291	271	280	.42045	279	31	31	
DIV. I NON-CONF.		17-26-0	.39535 212	4-11-0	292	287	279	.42045	278	31	31	
<hr/>												
TOTALS		RPI 1-25		RPI 26-50		W-L RECORDS		RPI 51-100		RPI 101-150		RPI 150+
17-26-0		0-0-0		0-0-0		OVERALL		1-0-0		0-5-0		16-21-0
8-8-0		0-0-0		0-0-0		HOME		0-0-0		0-1-0		8-7-0
6-16-0		0-0-0		0-0-0		AWAY		0-0-0		0-3-0		6-12-0
3-2-0		0-0-0		0-0-0		NEUTRAL		1-0-0		0-1-0		2-1-0
17-26-0		0-0-0		0-0-0		NON-CONFERENCE		1-0-0		0-5-0		16-21-0
8-8-0		0-0-0		0-0-0		HOME		0-0-0		0-1-0		8-7-0
6-16-0		0-0-0		0-0-		AWAY		0-0-0		0-3-0		6-13-0
3-2-0		0-0-0		0-0-0		NEUTRAL		1-0-0		0-1-0		2-1-0
0-0-0		0-0-0		0-0-0		CONFERENCE		0-0-0		0-0-0		0-0-0
0-0-0		0-0-0		0-0-0		HOME		0-0-0		0-0-0		0-0-0
0-0-0		0-0-0		0-0-0		AWAY		0-0-0		0-0-0		0-0-0
0-0-0		0-0-0		0-0-0		NEUTRAL		0-0-0		0-0-0		0-0-0
RPI	S	Opponent		Score		RPI	S	Opponent		Score		
						99	N	Princeton	2	1		
									118	N	Penn St.	2 15
									131	A	Binghamton	2 3
									131	A	Binghamton	1 23
									139	A	St. John's (NY)	6 15
									139	H	St. John's (NY)	1 8
									171	A	Stony Brook	1 5
									171	H	Stony Brook	5 7
									190	A	Richmond	1 9
									205	H	Fordham	5 4
									209	H	Albany (NY)	3 0
									209	H	Albany (NY)	4 0
									209	H	Albany (NY)	2 5
									209	H	Albany (NY)	2 7
									217	A	UMass Lowell	0 8
									217	A	UMass Lowell	4 6
									217	A	UMass Lowell	7 1
									217	A	UMass Lowell	8 2
									218	A	Manhattan	6 7
									218	H	Manhattan	4 6
									235	H	Penn	6 5
									243	A	Villanova	5 6
									243	A	Villanova	2 8
									245	A	Lehigh	5 10
									245	H	Lehigh	5 16
									246	A	Maine	5 8
									246	A	Maine	1 4
									246	A	Maine	4 2
LAST 15 GAMES												
			243	A	Villanova	2	8	263	A	NJIT	2	7
			243	A	Villanova	5	6	263	H	NJIT	7	6
			171	H	Stony Brook	5	7	263	H	NJIT	2	0
			131	A	Binghamton	2	3					
			131	A	Binghamton	1	23					

Non-Div. I Games:

NYIT

245	H	Lehigh	5	16
263	A	NJIT	1	4

RPI	S	Opponent	Score	
246	A	Maine	9	4
250	H	Hofstra	1	3
253	H	Army West Point	3	2
254	A	LIU Brooklyn	4	3
257	A	Fairleigh Dickinson	6	3
257	A	Fairleigh Dickinson	1	11
257	H	Fairleigh Dickinson	9	0
257	H	Fairleigh Dickinson	0	1
263	A	NJIT	1	4
263	A	NJIT	2	7
263	H	NJIT	7	6
263	H	NJIT	2	0
299	N	Coppin St.	14	7
299	N	Coppin St.	4	10
299	N	Coppin St.	5	2

N
Y
I
T

N
Y
I
T

SIUE

Average RPI Win:	195	WON-LOST	WINNING	LAST 15	STRENGTH OF	OPP. STRENGTH	TEAM	ADJ	CONF.	ADJ CONF.		
Average RPI Loss:	152	RECORD	PCT. RANK	GAMES	SCHEDULE	OF SCHEDULE	RPI	RPI	RPI	RPI		
DIV. I ONLY		9-40-0	.18367	298	1-14-0	153	188	281	.41993	280	21	21
DIV. I NON-CONF.		3-16-0	.15789	290	0-4-0	110	158	267	.43065	267	24	24
<hr/>												
TOTALS	RPI 1-25	RPI 26-50		W-L RECORDS		RPI 51-100		RPI 101-150		RPI 150+		
9-40-0	0-3-0	0-0-0		OVERALL		0-9-0		2-7-0		7-21-0		
5-13-0	0-0-0	0-0-0		HOME		0-3-0		2-5-0		3-5-0		
4-27-0	0-3-0	0-0-0		AWAY		0-6-0		0-2-0		4-16-0		
0-0-0	0-0-0	0-0-0		NEUTRAL		0-0-0		0-0-0		0-0-0		
3-16-0	0-3-0	0-0-0		NON-CONFERENCE		0-3-0		1-2-0		2-8-0		
2-1-0	0-0-0	0-0-0		HOME		0-0-0		1-0-0		1-1-0		
1-15-0	0-3-0	0-0-		AWAY		0-3-0		0-2-0		1-7-0		
0-0-0	0-0-0	0-0-0		NEUTRAL		0-0-0		0-0-0		0-0-0		
6-24-0	0-0-0	0-0-0		CONFERENCE		0-6-0		1-5-0		5-13-0		
3-12-0	0-0-0	0-0-0		HOME		0-3-0		1-5-0		2-4-0		
3-12-0	0-0-0	0-0-0		AWAY		0-3-0		0-0-0		3-9-0		
0-0-0	0-0-0	0-0-0		NEUTRAL		0-0-0		0-0-0		0-0-0		
RPI	S	Opponent	Score	RPI	S	Opponent	Score	RPI	S	Opponent	Score	
1	A	Louisville	4 21					72	A	Southeast Mo. St.	0 4	
1	A	Louisville	1 10					72	A	Southeast Mo. St.	5 9	
1	A	Louisville	0 12					72	A	Southeast Mo. St.	11 20	
								88	H	Jacksonville St.	7 9	
								88	H	Jacksonville St.	4 13	
								88	H	Jacksonville St.	6 9	
								98	A	Missouri St.	5 12	
								98	A	Missouri St.	2 6	
								98	A	Missouri St.	1 11	

Non-Div. I Games:

SIUE

104	H	Austin Peay	3	14
186	A	Air Force	2	11

RPI	S	Opponent	Score	
219	A	Memphis	0	4
219	A	Memphis	2	4
229	A	Saint Louis	6	1
229	H	Saint Louis	9	8
266	A	UT Martin	6	4
266	A	UT Martin	4	5
266	A	UT Martin	7	8
273	A	Eastern Ill.	6	11
273	A	Eastern Ill.	2	3
273	A	Eastern Ill.	5	20

Average RPI Win: 235		WON-LOST RECORD	WINNING PCT. RANK		LAST 15 GAMES	STRENGTH OF SCHEDULE	OPP. STRENGTH OF SCHEDULE	TEAM RPI	ADJ RPI		CONF. RPI	ADJ CONF. RPI	
Average RPI Loss: 180													
DIV. I ONLY		18-28-0	.3913	226	3-12-0	285	248	282	.41812	281	28	28	
DIV. I NON-CONF.		8-14-0	.36364	224	0-1-0	295	226	283	.4053	283	27	28	
<hr/>													
TOTALS		RPI 1-25		RPI 26-50		W-L RECORDS		RPI 51-100		RPI 101-150		RPI 150+	
18-28-0		0-1-0		0-0-0		OVERALL		1-2-0		2-6-0		15-19-0	
14-11-0		0-0-0		0-0-0		HOME		0-0-0		2-2-0		12-9-0	
4-17-0		0-1-0		0-0-0		AWAY		1-2-0		0-4-0		3-10-0	
0-0-0		0-0-0		0-0-0		NEUTRAL		0-0-0		0-0-0		0-0-0	
<hr/>													
8-14-0		0-1-0		0-0-0		NON-CONFERENCE		1-2-0		1-1-0		6-10-0	
7-3-0		0-0-0		0-0-0		HOME		0-0-0		1-0-0		6-3-0	
1-11-0		0-1-0		0-0-		AWAY		1-2-0		0-1-0		0-7-0	
0-0-0		0-0-0		0-0-0		NEUTRAL		0-0-0		0-0-0		0-0-0	
<hr/>													
10-14-0		0-0-0		0-0-0		CONFERENCE		0-0-0		1-5-0		9-9-0	
7-8-0		0-0-0		0-0-0		HOME		0-0-0		1-2-0		6-6-0	
3-6-0		0-0-0		0-0-0		AWAY		0-0-0		0-3-0		3-3-0	
0-0-0		0-0-0		0-0-0		NEUTRAL		0-0-0		0-0-0		0-0-0	
<hr/>													
RPI	S	Opponent	Score		RPI	S	Opponent	Score		RPI	S	Opponent	Score
17	A	TCU	0	13						66	A	Lamar	1 4
										66	A	Lamar	1 4
										66	A	Lamar	7 3
										112	A	Seattle	4 7
										112	A	Seattle	3 5
										112	A	Seattle	4 6
										145	H	New Mexico St.	3 7
										145	H	New Mexico St.	3 12
										145	H	New Mexico St.	9 3
										147	H	Texas St.	4 3
										150	A	Texas	5 7
										151	A	Utah Valley	4 2
										151	A	Utah Valley	2 3
										151	A	Utah Valley	11 16
										176	H	Sacramento St.	3 12
										176	H	Sacramento St.	3 2
										176	H	Sacramento St.	3 5
										184	H	Washington St.	3 1
										191	H	Houston Baptist	2 6
										210	H	Grand Canyon	0 10
										210	H	Grand Canyon	0 10
										210	H	Grand Canyon	4 3
										215	A	Abilene Christian	5 6
										215	A	Abilene Christian	2 7
										215	A	Abilene Christian	2 5
										215	A	Abilene Christian	1 3
										226	A	A&M-Corpus Christi	0 3
										226	A	A&M-Corpus Christi	4 5
										226	H	A&M-Corpus Christi	3 6
										226	H	A&M-Corpus Christi	2 9
<hr/>													
LAST 15 GAMES													
210 H Grand Canyon					4	3	258 H CSU Bakersfield					6	11
210 H Grand Canyon					0	10	258 H CSU Bakersfield					5	0
210 H Grand Canyon					0	10	226 A A&M-Corpus Christi					0	3
151 A Utah Valley					4	2							
151 A Utah Valley					2	3							

UTRGV

151 A Utah Valley	11	16
258 H CSU Bakersfield	0	5

RPI	S	Opponent	Score	
258	H	CSU Bakersfield	0	5
258	H	CSU Bakersfield	5	0
258	H	CSU Bakersfield	6	11
274	A	Incarnate Word	5	6
274	H	Incarnate Word	4	3
286	H	Jackson St.	11	4
286	H	Jackson St.	10	4
290	H	North Dakota	12	2
290	H	North Dakota	8	4
290	H	North Dakota	2	1
293	A	Chicago St.	9	2
293	A	Chicago St.	7	1
293	A	Chicago St.	7	12
298	H	Prairie View	11	9
298	H	Prairie View	7	6

U
T
R
G
V

U
T
R
G
V

Average RPI Win: 274		WON-LOST	WINNING	LAST 15	STRENGTH OF		OPP. STRENGTH	TEAM	ADJ	CONF.	ADJ CONF.
Average RPI Loss: 183		RECORD	PCT. RANK	GAMES	SCHEDULE		OF SCHEDULE	RPI	RPI	RPI	RPI
DIV. I ONLY		19-24-0	.44186	203	6-6-0		288	295	278	.41615	282
DIV. I NON-CONF.		3-13-0	.1875	281	0-5-0		127	150	272	.41831	279
TOTALS		RPI 1-25	RPI 26-50		W-L RECORDS		RPI 51-100		RPI 101-150		RPI 150+
19-24-0	0-0-0	0-5-0		OVERALL		0-2-0		1-1-0		18-16-0	
8-8-0	0-0-0	0-0-0		HOME		0-0-0		0-0-0		8-8-0	
6-13-0	0-0-0	0-4-0		AWAY		0-1-0		0-1-0		6-7-0	
5-3-0	0-0-0	0-1-0		NEUTRAL		0-1-0		1-0-0		4-1-0	
3-13-0	0-0-0	0-5-0		NON-CONFERENCE		0-2-0		1-1-0		2-5-0	
1-4-0	0-0-0	0-0-0		HOME		0-0-0		0-0-0		1-4-0	
0-7-0	0-0-0	0-0-		AWAY		0-1-0		0-1-0		0-1-0	
2-2-0	0-0-0	0-1-0		NEUTRAL		0-1-0		1-0-0		1-0-0	
16-11-0	0-0-0	0-0-0		CONFERENCE		0-0-0		0-0-0		16-11-0	
7-4-0	0-0-0	0-0-0		HOME		0-0-0		0-0-0		7-4-0	
6-6-0	0-0-0	0-0-0		AWAY		0-0-0		0-0-0		6-6-0	
3-1-0	0-0-0	0-0-0		NEUTRAL		0-0-0		0-0-0		3-1-0	
RPI S	Opponent	Score	RPI S	Opponent	Score	RPI S	Opponent	Score	RPI S	Opponent	Score
			30 N	Gonzaga	3 18	71 A	Houston	1 7	111 A	SFA	3 17
			31 A	Dallas Baptist	9 15	90 N	Notre Dame	5 6	115 N	Bradley	9 7
			43 A	Sam Houston St.	0 14				156 N	Alabama St.	5 7
			43 A	Sam Houston St.	0 5				187 H	Ill.-Chicago	5 22
			43 A	Sam Houston St.	3 10				187 H	Ill.-Chicago	8 22
									187 H	Ill.-Chicago	3 17
									187 H	Ill.-Chicago	8 5
									191 A	Houston Baptist	3 7
									191 H	Houston Baptist	6 7
									272 A	Ark.-Pine Bluff	2 5
									272 A	Ark.-Pine Bluff	4 7
									272 A	Ark.-Pine Bluff	6 8
									272 H	Ark.-Pine Bluff	4 17
									272 H	Ark.-Pine Bluff	9 4
									272 H	Ark.-Pine Bluff	6 5
									272 N	Ark.-Pine Bluff	10 0
									274 N	Incarnate Word	3 1
									283 A	Grambling	4 5
									283 A	Grambling	21 14
									283 A	Grambling	4 6
									283 H	Grambling	2 3
									283 H	Grambling	5 3
									286 N	Jackson St.	15 4
									286 N	Jackson St.	10 2
									296 A	Southern U.	13 5
									296 A	Southern U.	6 5
									296 A	Southern U.	5 2
Non-Div. I Games:		Huston-Tillotson	2 7	Wiley	8 6	Jarvis Christian	2 6	Jarvis Christian	8 3	Texas Southern	
		Jarvis Christian	7 3	Wiley	15 5	Huston-Tillotson	11 5				

296 H Southern U.	10	0
296 H Southern U.	5	4

RPI	S	Opponent	Score	
296	H	Southern U.	5	4
296	H	Southern U.	10	0
296	H	Southern U.	8	6
298	A	Prairie View	2	12
298	A	Prairie View	24	5
298	A	Prairie View	11	3
298	H	Prairie View	4	5
298	H	Prairie View	6	5
298	H	Prairie View	8	12

Texas Southern

T
e
x
a
s
S
o
u
t
h
e
r
n

T
e
x
a
s
S
o
u
t
h
e
r
n

Average RPI Win: 293		WON-LOST	WINNING	LAST 15	STRENGTH OF		OPP. STRENGTH	TEAM	ADJ	CONF.	ADJ CONF.
Average RPI Loss: 173		RECORD	PCT. RANK	GAMES	SCHEDULE		OF SCHEDULE	RPI	RPI	RPI	RPI
DIV. I ONLY		17-27-0	.38636	228	4-10-0		295	287	283	.41473	283
DIV. I NON-CONF.		0-13-0	0	296	0-1-0		10	1	268	.42802	271
TOTALS		RPI 1-25	RPI 26-50		W-L RECORDS		RPI 51-100		RPI 101-150		RPI 150+
17-27-0		0-4-0	0-3-0		OVERALL		0-4-0		0-2-0		17-14-0
5-9-0		0-0-0	0-0-0		HOME		0-3-0		0-0-0		5-6-0
11-15-0		0-4-0	0-3-0		AWAY		0-1-0		0-2-0		11-5-0
1-3-0		0-0-0	0-0-0		NEUTRAL		0-0-0		0-0-0		1-3-0
0-13-0		0-4-0	0-3-0		NON-CONFERENCE		0-4-0		0-2-0		0-0-0
0-3-0		0-0-0	0-0-0		HOME		0-3-0		0-0-0		0-0-0
0-10-0		0-4-0	0-0-		AWAY		0-1-0		0-2-0		0-0-0
0-0-0		0-0-0	0-0-0		NEUTRAL		0-0-0		0-0-0		0-0-0
17-14-0		0-0-0	0-0-0		CONFERENCE		0-0-0		0-0-0		17-14-0
5-6-0		0-0-0	0-0-0		HOME		0-0-0		0-0-0		5-6-0
11-5-0		0-0-0	0-0-0		AWAY		0-0-0		0-0-0		11-5-0
1-3-0		0-0-0	0-0-0		NEUTRAL		0-0-0		0-0-0		1-3-0
RPI S	Opponent	Score	RPI S	Opponent	Score	RPI S	Opponent	Score	RPI S	Opponent	Score
6 A	Ole Miss	2 15	38 A	Louisiana Tech	2 10	80 A	New Orleans	8 11	117 A	Arkansas	4 14
6 A	Ole Miss	1 6	38 A	Louisiana Tech	3 7	81 H	Pittsburgh	6 14	117 A	Arkansas	2 3
6 A	Ole Miss	3 7	40 A	Northwestern St.	1 2	81 H	Pittsburgh	5 18	272 A	Ark.-Pine Bluff	7 1
9 A	LSU	11 14				81 H	Pittsburgh	6 16	272 A	Ark.-Pine Bluff	7 8
									272 A	Ark.-Pine Bluff	4 12
									272 H	Ark.-Pine Bluff	3 4
									272 H	Ark.-Pine Bluff	11 14
									272 H	Ark.-Pine Bluff	5 15
									282 A	Texas Southern	3 5
									282 A	Texas Southern	3 2
									282 H	Texas Southern	14 21
									282 H	Texas Southern	5 4
									282 H	Texas Southern	6 4
									286 A	Jackson St.	2 4
									286 H	Jackson St.	10 16
									292 A	Alcorn	12 3
									292 H	Alcorn	8 11
									292 N	Alcorn	7 8
									296 A	Southern U.	10 8
									296 A	Southern U.	16 11
									296 A	Southern U.	11 7
									296 A	Southern U.	3 10
									296 A	Southern U.	9 5
									296 A	Southern U.	10 9
									296 N	Southern U.	3 6
									296 N	Southern U.	15 0
									298 A	Prairie View	8 7
LAST 15 GAMES											
			296 N	Southern U.	3 6	298 A	Prairie View	13 3	296 A	Southern U.	9 5
			292 N	Alcorn	7 8	298 A	Prairie View	13 2	296 A	Southern U.	10 9
			286 A	Jackson St.	2 4	298 A	Prairie View	8 7	296 N	Southern U.	3 6
			286 H	Jackson St.	10 16				296 N	Southern U.	15 0
			272 H	Ark.-Pine Bluff	11 14				298 A	Prairie View	8 7
Non-Div. I Games:		Jarvis Christian	16 6	Manhattan Chrst.	11 0	Manhattan Chrst.		19 0	Manhattan Chrst.		3 2
		Texas Col.	20 7						Grambling		

272 H Ark.-Pine Bluff	5	15
272 H Ark.-Pine Bluff	3	4

RPI	S	Opponent	Score	
298	A	Prairie View	13	3
298	A	Prairie View	13	2
298	H	Prairie View	11	7
298	H	Prairie View	8	4
298	H	Prairie View	13	6
298	N	Prairie View	3	4

Grambling

G
r
a
m
b
l
i
n
g

G
r
a
m
b
l
i
n
g

I
o
n
a

248 H Siena	3	4
248 H Siena	6	12

RPI	S	Opponent	Score	
216	A	Quinnipiac	2	3
218	A	Manhattan	6	11
218	A	Manhattan	1	9
218	A	Manhattan	5	3
247	H	Marist	3	2
247	H	Marist	2	1
247	H	Marist	6	7
248	H	Siena	6	12
248	H	Siena	3	2
248	H	Siena	3	4
268	H	Niagara	0	1
268	H	Niagara	5	15
268	H	Niagara	5	18
285	A	UNC Asheville	14	4
285	A	UNC Asheville	10	9
285	A	UNC Asheville	6	5
287	A	N.C. A&T	5	12
287	A	N.C. A&T	13	14
287	A	N.C. A&T	7	3

I
o
n
a

[illegible]

Non-Div. I Games:

UNC Asheville

148	H	Gardner-Webb	1	12
148	H	Gardner-Webb	6	11

RPI	S	Opponent	Score	
236	H	Ohio	5	12
236	H	Ohio	8	14
236	H	Ohio	7	5
237	A	Appalachian St.	8	3
237	N	Appalachian St.	0	8
238	A	Charleston So.	9	8
238	A	Charleston So.	7	1
238	A	Charleston So.	7	9
244	A	ETSU	1	9
244	H	ETSU	7	5
269	N	Rider	19	4
278	H	N.C. Central	2	6
278	H	N.C. Central	2	5
278	H	N.C. Central	6	5
284	H	Iona	5	6
284	H	Iona	9	10
284	H	Iona	4	14
289	H	Mt. St. Mary's	8	2
289	H	Mt. St. Mary's	1	2
289	H	Mt. St. Mary's	8	5

UNC Asheville

U
N
C
A
s
h
e
v
i
l
l
e

U
N
C
A
s
h
e
v
i
l
l
e

Average RPI Win:	277	WON-LOST	WINNING	LAST 15	STRENGTH OF	OPP. STRENGTH	TEAM	ADJ	CONF.	ADJ CONF.		
Average RPI Loss:	205 <th>RECORD</th> <th>PCT. RANK</th> <th>GAMES</th> <th>SCHEDULE</th> <th>OF SCHEDULE</th> <th>RPI</th> <th>RPI</th> <th>RPI</th> <th>RPI</th>	RECORD	PCT. RANK	GAMES	SCHEDULE	OF SCHEDULE	RPI	RPI	RPI	RPI		
DIV. I ONLY	25-26-0	.4902	160	10-5-0	300	293	284	.40663	286	32	32	
DIV. I NON-CONF.	5-14-0	.26316	269	0-1-0	274	221	293	.3891	293	32	32	
<hr/>												
TOTALS	RPI 1-25	RPI 26-50		W-L RECORDS		RPI 51-100		RPI 101-150		RPI 150+		
25-26-0	0-0-0	0-2-0		OVERALL		0-2-0		2-2-0		23-20-0		
12-10-0	0-0-0	0-1-0		HOME		0-1-0		2-1-0		10-7-0		
10-13-0	0-0-0	0-1-0		AWAY		0-1-0		0-1-0		10-10-0		
3-3-0	0-0-0	0-0-0		NEUTRAL		0-0-0		0-0-0		3-3-0		
5-14-0	0-0-0	0-2-0		NON-CONFERENCE		0-2-0		2-2-0		3-8-0		
4-5-0	0-0-0	0-1-0		HOME		0-1-0		2-1-0		2-2-0		
1-9-0	0-0-0	0-0-		AWAY		0-1-0		0-1-0		1-6-0		
0-0-0	0-0-0	0-0-0		NEUTRAL		0-0-0		0-0-0		0-0-0		
20-12-0	0-0-0	0-0-0		CONFERENCE		0-0-0		0-0-0		20-12-0		
8-5-0	0-0-0	0-0-0		HOME		0-0-0		0-0-0		8-5-0		
9-4-0	0-0-0	0-0-0		AWAY		0-0-0		0-0-0		9-4-0		
3-3-0	0-0-0	0-0-0		NEUTRAL		0-0-0		0-0-0		3-3-0		
RPI	S	Opponent	Score	RPI	S	Opponent	Score	RPI	S	Opponent	Score	
45	A	Southeastern La.	0 15	80	A	New Orleans	4 13	140	H	Florida A&M	2 15	
45	H	Southeastern La.	8 12	80	H	New Orleans	9 11	140	H	Florida A&M	16 9	
								140	H	Florida A&M	4 3	
								146	A	La.-Monroe	7 10	
								156	A	Alabama St.	1 6	
								156	A	Alabama St.	2 7	
								156	A	Alabama St.	3 4	
								156	H	Alabama St.	4 7	
								156	H	Alabama St.	1 13	
								156	H	Alabama St.	4 15	
								225	A	Georgia St.	5 11	
								225	A	Georgia St.	13 12	
								266	A	UT Martin	3 13	
								266	A	UT Martin	8 11	
								266	A	UT Martin	4 10	
								266	H	UT Martin	9 2	
								266	H	UT Martin	2 12	
								266	H	UT Martin	8 5	
								266	H	UT Martin	9 18	
								272	N	Ark.-Pine Bluff	4 2	
								281	A	UTRGV	4 11	
								281	A	UTRGV	4 10	
								282	N	Texas Southern	2 10	
								282	N	Texas Southern	4 15	
								283	A	Grambling	16 10	
								283	H	Grambling	4 2	
								292	A	Alcorn	4 5	
<hr/>												
Non-Div. I Games:	LeMoyne-Owen	20	3	Tougaloo	10	0	Tougaloo	8	3	LeMoyne-Owen	23	2
	Concordia (AL)	9	1	Concordia (AL)	8	0	Concordia (AL)	17	1	Tougaloo	6	1

Non-Div. I Games: Concordia (AL)

21	0
283 A Grambling	16 10
296 A Southern U.	21 3

RPI	S	Opponent	Score
292	A	Alcorn	11 6
292	H	Alcorn	11 5
292	H	Alcorn	5 1
292	H	Alcorn	6 9
292	N	Alcorn	2 3
296	A	Southern U.	21 3
296	N	Southern U.	4 0
297	A	Alabama A&M	20 1
297	A	Alabama A&M	22 4
297	A	Alabama A&M	10 9
297	H	Alabama A&M	14 4
297	H	Alabama A&M	3 6
297	H	Alabama A&M	7 6
297	N	Alabama A&M	15 3
300	A	Mississippi Val.	10 3
300	A	Mississippi Val.	19 9
300	A	Mississippi Val.	16 5
300	H	Mississippi Val.	9 7
300	H	Mississippi Val.	6 2
300	H	Mississippi Val.	6 1

Jackson St.

J
a
c
k
s
o
n
s
t
.

J
a
c
k
s
o
n
s
t
.

Average RPI Win: 231		WON-LOST RECORD	WINNING PCT. RANK	LAST 15 GAMES	STRENGTH OF SCHEDULE	OPP. STRENGTH OF SCHEDULE	TEAM RPI	ADJ RPI	CONF. RPI	ADJ CONF. RPI	
Average RPI Loss: 179											
DIV. I ONLY		13-41-0	.24074 287	4-11-0	239	265	287	.40308 287	30	30	
DIV. I NON-CONF.		7-23-0	.23333 276	1-5-0	164	237	277	.42335 276	30	30	
<hr/>											
TOTALS		RPI 1-25	RPI 26-50		W-L RECORDS		RPI 51-100		RPI 101-150		RPI 150+
13-41-0		0-3-0	0-0-0		OVERALL		1-1-0		0-11-0		12-26-0
8-20-0		0-1-0	0-0-0		HOME		0-0-0		0-7-0		8-12-0
4-21-0		0-2-0	0-0-0		AWAY		0-1-0		0-4-0		4-14-0
1-0-0		0-0-0	0-0-0		NEUTRAL		1-0-0		0-0-0		0-0-0
7-23-0		0-3-0	0-0-0		NON-CONFERENCE		1-1-0		0-5-0		6-14-0
4-12-0		0-1-0	0-0-0		HOME		0-0-0		0-4-0		4-7-0
2-11-0		0-2-0	0-0-		AWAY		0-1-0		0-1-0		2-7-0
1-0-0		0-0-0	0-0-0		NEUTRAL		1-0-0		0-0-0		0-0-0
6-18-0		0-0-0	0-0-0		CONFERENCE		0-0-0		0-6-0		6-12-0
4-8-0		0-0-0	0-0-0		HOME		0-0-0		0-3-0		4-5-0
2-10-0		0-0-0	0-0-0		AWAY		0-0-0		0-3-0		2-7-0
0-0-0		0-0-0	0-0-0		NEUTRAL		0-0-0		0-0-0		0-0-0
RPI S	Opponent	Score		RPI S	Opponent	Score		RPI S	Opponent	Score	
7 A	North Carolina St.	1	25					140 A	Florida A&M	2	12
7 H	North Carolina St.	1	9					140 A	Florida A&M	2	7
24 A	East Carolina	2	11					140 A	Florida A&M	4	20
								140 H	Florida A&M	3	5
								140 H	Florida A&M	11	22
								140 H	Florida A&M	7	17
								142 H	Navy	4	11
								142 H	Navy	1	6
								142 H	Navy	8	14
								148 A	Gardner-Webb	6	10
								148 H	Gardner-Webb	0	1
								155 A	Charlotte	9	7
								158 A	Campbell	8	10
								158 A	Campbell	3	15
								158 A	Campbell	1	14
								164 A	Winthrop	0	7
								164 H	Winthrop	4	15
								170 A	Bethune-Cookman	7	9
								170 A	Bethune-Cookman	2	4
								170 A	Bethune-Cookman	14	10
								170 H	Bethune-Cookman	6	7
								170 H	Bethune-Cookman	0	6
								170 H	Bethune-Cookman	2	23
								200 A	Presbyterian	5	3
								200 H	Presbyterian	6	10
								204 A	Elon	6	9
								204 H	Elon	8	7
LAST 15 GAMES											
				140 A	Florida A&M	2	12	237 A	Appalachian St.	9	10
				140 A	Florida A&M	2	7	170 H	Bethune-Cookman	2	23
				140 A	Florida A&M	4	20	170 H	Bethune-Cookman	6	7
				288 H	Savannah St.	18	7				
				288 H	Savannah St.	4	3				

Non-Div. I Games:

N.C. A&T

288	H	Savannah St.	6	4
204	A	Elon	6	9

RPI	S	Opponent	Score	
209	H	Albany (NY)	13	4
209	H	Albany (NY)	3	14
209	H	Albany (NY)	2	9
237	A	Appalachian St.	9	10
237	H	Appalachian St.	6	7
244	A	ETSU	5	15
244	H	ETSU	5	17
278	A	N.C. Central	4	8
278	A	N.C. Central	3	4
278	A	N.C. Central	0	8
278	H	N.C. Central	15	2
278	H	N.C. Central	4	7
278	H	N.C. Central	6	8
284	H	Iona	14	13
284	H	Iona	12	5
284	H	Iona	3	7
288	A	Savannah St.	1	6
288	A	Savannah St.	7	5
288	A	Savannah St.	3	4
288	H	Savannah St.	6	4
288	H	Savannah St.	4	3
288	H	Savannah St.	18	7

Average RPI Win: 240		WON-LOST RECORD		WINNING PCT. RANK		LAST 15 GAMES		STRENGTH OF SCHEDULE		OPP. STRENGTH OF SCHEDULE		TEAM RPI		ADJ RPI		CONF. RPI		ADJ CONF. RPI	
DIV. I ONLY		12-40-0		.23077 289		3-12-0		260		278		288		.39624 288		30		30	
DIV. I NON-CONF.		5-23-0		.17857 285		0-3-0		219		288		292		.40056 292		30		30	
TOTALS		RPI 1-25		RPI 26-50		W-L RECORDS		RPI 51-100		RPI 101-150		RPI 150+							
12-40-0		0-1-0		0-0-0		OVERALL		0-6-0		2-5-0		10-28-0							
7-17-0		0-0-0		0-0-0		HOME		0-2-0		1-2-0		6-13-0							
5-20-0		0-1-0		0-0-0		AWAY		0-3-0		1-2-0		4-14-0							
0-3-0		0-0-0		0-0-0		NEUTRAL		0-1-0		0-1-0		0-1-0							
5-23-0		0-1-0		0-0-0		NON-CONFERENCE		0-6-0		0-1-0		5-15-0							
2-10-0		0-0-0		0-0-0		HOME		0-2-0		0-0-0		2-8-0							
3-10-0		0-1-0		0-0-		AWAY		0-3-0		0-0-0		3-6-0							
0-3-0		0-0-0		0-0-0		NEUTRAL		0-1-0		0-1-0		0-1-0							
7-17-0		0-0-0		0-0-0		CONFERENCE		0-0-0		2-4-0		5-13-0							
5-7-0		0-0-0		0-0-0		HOME		0-0-0		1-2-0		4-5-0							
2-10-0		0-0-0		0-0-0		AWAY		0-0-0		1-2-0		1-8-0							
0-0-0		0-0-0		0-0-0		NEUTRAL		0-0-0		0-0-0		0-0-0							
RPI S	Opponent	Score		RPI S	Opponent	Score		RPI S	Opponent	Score		RPI S	Opponent	Score					
20 A	Georgia Tech	3	21					54 A	North Florida	4	7	132 N	Seton Hall	3	4				
								54 H	North Florida	3	7	140 A	Florida A&M	10	5				
								86 N	Iowa	4	14	140 A	Florida A&M	4	11				
								89 A	Mercer	6	16	140 A	Florida A&M	6	9				
								89 H	Mercer	3	7	140 H	Florida A&M	2	7				
								92 A	Ga. Southern	1	16	140 H	Florida A&M	5	12				
												140 H	Florida A&M	2	1				
												161 A	Longwood	4	9				
												161 A	Longwood	5	6				
												161 A	Longwood	6	7				
												166 H	Ball St.	1	10				
												166 H	Ball St.	3	7				
												170 A	Bethune-Cookman	0	3				
												170 A	Bethune-Cookman	6	7				
												170 A	Bethune-Cookman	7	12				
												170 H	Bethune-Cookman	10	6				
												170 H	Bethune-Cookman	5	6				
												170 H	Bethune-Cookman	1	5				
												200 A	Presbyterian	1	16				
												223 H	St. Bonaventure	2	9				
												223 H	St. Bonaventure	1	10				
												223 H	St. Bonaventure	4	7				
												223 H	St. Bonaventure	7	1				
												225 A	Georgia St.	10	6				
												225 A	Georgia St.	1	4				
												238 H	Charleston So.	4	10				
												254 H	LIU Brooklyn	3	4				
LAST 15 GAMES																			
170 H	Bethune-Cookman	5	6	278 H	N.C. Central	2	0												
170 H	Bethune-Cookman	10	6	278 H	N.C. Central	5	9												
170 H	Bethune-Cookman	1	5	278 H	N.C. Central	4	5												
20 A	Georgia Tech	3	21																
287 A	N.C. A&T	7	18																

Non-Div. I Games:

Savannah St.

287 A N.C. A&T	3	4
287 A N.C. A&T	4	6

RPI	S	Opponent	Score	
254	H	LIU Brooklyn	3	11
254	H	LIU Brooklyn	3	2
264	N	Bowling Green	1	10
278	A	N.C. Central	5	9
278	A	N.C. Central	4	2
278	A	N.C. Central	1	2
278	H	N.C. Central	5	9
278	H	N.C. Central	2	0
278	H	N.C. Central	4	5
287	A	N.C. A&T	7	18
287	A	N.C. A&T	3	4
287	A	N.C. A&T	4	6
287	H	N.C. A&T	6	1
287	H	N.C. A&T	4	3
287	H	N.C. A&T	5	7
297	A	Alabama A&M	9	12
297	A	Alabama A&M	3	2
297	A	Alabama A&M	17	12

S
a
v
a
n
n
a
h
S
t
.

S
a
v
a
n
n
a
h
S
t
.

Average RPI Win: 249		WON-LOST	WINNING	LAST 15	STRENGTH OF		OPP. STRENGTH	TEAM	ADJ		CONF.	ADJ CONF.
Average RPI Loss: 193		RECORD	PCT. RANK	GAMES	SCHEDULE		OF SCHEDULE	RPI	RPI		RPI	RPI
DIV. I ONLY		11-37-0	.22917	291	4-11-0		270	283	289		26	26
DIV. I NON-CONF.		3-13-0	.1875	281	0-0-0		277	295	296		26	26
TOTALS		RPI 1-25	RPI 26-50		W-L RECORDS		RPI 51-100		RPI 101-150		RPI 150+	
11-37-0		0-0-0	0-5-0		OVERALL		0-3-0		0-0-0		11-29-0	
4-16-0		0-0-0	0-4-0		HOME		0-0-0		0-0-0		4-12-0	
7-17-0		0-0-0	0-1-0		AWAY		0-3-0		0-0-0		7-13-0	
0-4-0		0-0-0	0-0-0		NEUTRAL		0-0-0		0-0-0		0-4-0	
3-13-0		0-0-0	0-1-0		NON-CONFERENCE		0-3-0		0-0-0		3-9-0	
1-3-0		0-0-0	0-0-0		HOME		0-0-0		0-0-0		1-3-0	
2-10-0		0-0-0	0-0-		AWAY		0-3-0		0-0-0		2-6-0	
0-0-0		0-0-0	0-0-0		NEUTRAL		0-0-0		0-0-0		0-0-0	
8-24-0		0-0-0	0-4-0		CONFERENCE		0-0-0		0-0-0		8-20-0	
3-13-0		0-0-0	0-4-0		HOME		0-0-0		0-0-0		3-9-0	
5-7-0		0-0-0	0-0-0		AWAY		0-0-0		0-0-0		5-7-0	
0-4-0		0-0-0	0-0-0		NEUTRAL		0-0-0		0-0-0		0-4-0	
RPI S	Opponent	Score	RPI S	Opponent	Score	RPI S	Opponent	Score	RPI S	Opponent	Score	
			26 A	Wake Forest	2 8	73 A	Jacksonville	7 15	157 A	UMBC	1 3	
			32 H	Bryant	1 19	73 A	Jacksonville	3 14	157 A	UMBC	3 9	
			32 H	Bryant	1 12	73 A	Jacksonville	2 13	157 H	UMBC	5 3	
			32 H	Bryant	0 6				163 N	Sacred Heart	1 8	
			32 H	Bryant	0 8				163 N	Sacred Heart	1 7	
									163 N	Sacred Heart	3 5	
									163 N	Sacred Heart	0 8	
									203 A	Central Conn. St.	4 19	
									203 A	Central Conn. St.	6 4	
									203 A	Central Conn. St.	0 6	
									203 A	Central Conn. St.	0 2	
									222 A	Towson	7 8	
									242 H	Buffalo	0 15	
									242 H	Buffalo	0 2	
									254 H	LIU Brooklyn	2 6	
									254 H	LIU Brooklyn	5 4	
									254 H	LIU Brooklyn	1 6	
									254 H	LIU Brooklyn	2 1	
									256 A	Wagner	6 5	
									256 A	Wagner	2 1	
									256 A	Wagner	3 0	
									256 A	Wagner	8 9	
									256 H	Wagner	6 14	
									256 H	Wagner	0 2	
									256 H	Wagner	4 17	
									256 H	Wagner	4 20	
									257 A	Fairleigh Dickinson	3 4	
LAST 15 GAMES												
			32 H	Bryant	1 19		163 N	Sacred Heart	3 5			
			32 H	Bryant	1 12		254 H	LIU Brooklyn	2 6			
			32 H	Bryant	0 8		254 H	LIU Brooklyn	2 1			
			32 H	Bryant	0 6							
			163 N	Sacred Heart	0 8							

Non-Div. I Games:

Mt. St. Mary's

163 N Sacred Heart	1	8
163 N Sacred Heart	1	7

RPI	S	Opponent	Score	
257	A	Fairleigh Dickinson	13	6
257	A	Fairleigh Dickinson	4	9
257	A	Fairleigh Dickinson	0	6
257	H	Fairleigh Dickinson	5	2
257	H	Fairleigh Dickinson	0	1
257	H	Fairleigh Dickinson	1	4
257	H	Fairleigh Dickinson	2	17
285	A	UNC Asheville	2	8
285	A	UNC Asheville	5	8
285	A	UNC Asheville	2	1
294	A	UMES	2	9
299	A	Coppin St.	16	6
299	H	Coppin St.	9	12

M
t
.
S
t
.
M
a
r
y
'
s

M
t
.
S
t
.
M
a
r
y
'
s

Average RPI Win: 163		WON-LOST RECORD		WINNING PCT. RANK		LAST 15 GAMES		STRENGTH OF SCHEDULE		OPP. STRENGTH OF SCHEDULE		TEAM RPI		ADJ RPI		CONF. RPI		ADJ CONF. RPI	
DIV. I ONLY		7-37-0		.15909 299		1-13-0		257		221		290		.39383 290		28		28	
DIV. I NON-CONF.		3-14-0		.17647 288		0-2-0		221		59		273		.42646 272		27		28	
TOTALS		RPI 1-25		RPI 26-50		W-L RECORDS		RPI 51-100		RPI 101-150		RPI 150+							
7-37-0		0-0-0		0-3-0		OVERALL		0-3-0		3-6-0		4-25-0							
1-13-0		0-0-0		0-0-0		HOME		0-0-0		1-5-0		0-8-0							
5-23-0		0-0-0		0-3-0		AWAY		0-3-0		2-1-0		3-16-0							
1-1-0		0-0-0		0-0-0		NEUTRAL		0-0-0		0-0-0		1-1-0							
3-14-0		0-0-0		0-3-0		NON-CONFERENCE		0-3-0		2-1-0		1-7-0							
0-2-0		0-0-0		0-0-0		HOME		0-0-0		0-0-0		0-2-0							
2-11-0		0-0-0		0-0-		AWAY		0-3-0		2-1-0		0-4-0							
1-1-0		0-0-0		0-0-0		NEUTRAL		0-0-0		0-0-0		1-1-0							
4-23-0		0-0-0		0-0-0		CONFERENCE		0-0-0		1-5-0		3-18-0							
1-11-0		0-0-0		0-0-0		HOME		0-0-0		1-5-0		0-6-0							
3-12-0		0-0-0		0-0-0		AWAY		0-0-0		0-0-0		3-12-0							
0-0-0		0-0-0		0-0-0		NEUTRAL		0-0-0		0-0-0		0-0-0							
RPI	S	Opponent		Score		RPI	S	Opponent		Score		RPI	S	Opponent		Score			
				41	A	Creighton	1	7	60	A	Alabama	1	2	103	A	Southern California	6	7	
				41	A	Creighton	1	7	60	A	Alabama	1	7	103	A	Southern California	1	0	
				41	A	Creighton	0	5	60	A	Alabama	2	5	103	A	Southern California	5	4	
														112	H	Seattle	6	12	
														112	H	Seattle	15	2	
														112	H	Seattle	5	7	
														145	H	New Mexico St.	0	4	
														145	H	New Mexico St.	0	6	
														145	H	New Mexico St.	2	7	
														151	A	Utah Valley	4	3	
														151	A	Utah Valley	9	10	
														151	A	Utah Valley	13	7	
														175	A	Wichita St.	3	16	
														176	A	Sacramento St.	2	3	
														176	A	Sacramento St.	3	4	
														176	A	Sacramento St.	0	1	
														193	A	North Dakota St.	4	15	
														193	H	North Dakota St.	2	4	
														199	A	Kansas	0	7	
														210	H	Grand Canyon	2	8	
														210	H	Grand Canyon	4	9	
														210	H	Grand Canyon	2	14	
														227	A	South Dakota St.	3	5	
														227	H	South Dakota St.	3	6	
														229	N	Saint Louis	7	2	
														258	A	CSU Bakersfield	6	10	
														258	A	CSU Bakersfield	2	16	
LAST 15 GAMES				258	A	CSU Bakersfield	2	16	293	A	Chicago St.	4	14	227	A	South Dakota St.	3	5	
				258	A	CSU Bakersfield	6	10	293	A	Chicago St.	1	7	227	H	South Dakota St.	3	6	
				258	A	CSU Bakersfield	2	15	293	A	Chicago St.	18	4	229	N	Saint Louis	7	2	
				145	H	New Mexico St.	2	7						258	A	CSU Bakersfield	6	10	
				145	H	New Mexico St.	0	4						258	A	CSU Bakersfield	2	16	

Non-Div. I Games: Minn.-Crookston 10 9

North Dakota

145	H	New Mexico St.	0	6
227	H	South Dakota St.	3	6

RPI	S	Opponent	Score	
258	A	CSU Bakersfield	2	15
262	H	Northern Colo.	4	6
262	H	Northern Colo.	2	5
262	H	Northern Colo.	1	8
271	N	Purdue	0	5
281	A	UTRGV	1	2
281	A	UTRGV	4	8
281	A	UTRGV	2	12
293	A	Chicago St.	1	7
293	A	Chicago St.	18	4
293	A	Chicago St.	4	14

N
o
r
t
h
D
a
k
o
t
a

N
o
r
t
h
D
a
k
o
t
a

Average RPI Win: 289		WON-LOST	WINNING	LAST 15	STRENGTH OF		OPP. STRENGTH	TEAM	ADJ	CONF.	ADJ CONF.
Average RPI Loss: 223		RECORD	PCT. RANK	GAMES	SCHEDULE		OF SCHEDULE	RPI	RPI	RPI	RPI
DIV. I ONLY		13-37-0	.26	284	4-11-0		262	300	291	.39352	291
DIV. I NON-CONF.		0-25-0	0	296	0-4-0		170	296	299	.36017	299
TOTALS		RPI 1-25	RPI 26-50		W-L RECORDS		RPI 51-100		RPI 101-150		RPI 150+
13-37-0	0-0-0	0-0-0		OVERALL		0-1-0		0-9-0		13-27-0	
7-13-0	0-0-0	0-0-0		HOME		0-0-0		0-2-0		7-11-0	
6-18-0	0-0-0	0-0-0		AWAY		0-1-0		0-7-0		6-10-0	
0-6-0	0-0-0	0-0-0		NEUTRAL		0-0-0		0-0-0		0-6-0	
0-25-0	0-0-0	0-0-0		NON-CONFERENCE		0-1-0		0-9-0		0-15-0	
0-8-0	0-0-0	0-0-0		HOME		0-0-0		0-2-0		0-6-0	
0-13-0	0-0-0	0-0-0		AWAY		0-1-0		0-7-0		0-5-0	
0-4-0	0-0-0	0-0-0		NEUTRAL		0-0-0		0-0-0		0-4-0	
13-12-0	0-0-0	0-0-0		CONFERENCE		0-0-0		0-0-0		13-12-0	
7-5-0	0-0-0	0-0-0		HOME		0-0-0		0-0-0		7-5-0	
6-5-0	0-0-0	0-0-0		AWAY		0-0-0		0-0-0		6-5-0	
0-2-0	0-0-0	0-0-0		NEUTRAL		0-0-0		0-0-0		0-2-0	
RPI S	Opponent	Score	RPI S	Opponent	Score	RPI S	Opponent	Score	RPI S	Opponent	Score
						100 A	Rutgers	8 12	142 A	Navy	4 20
									142 H	Navy	4 16
									148 A	Gardner-Webb	1 7
									148 A	Gardner-Webb	0 8
									148 A	Gardner-Webb	6 7
									148 A	Gardner-Webb	0 9
									149 A	Delaware	3 8
									149 A	Delaware	2 4
									149 H	Delaware	8 19
									157 A	UMBC	2 3
									197 N	Fairfield	2 8
									197 N	Fairfield	1 14
									197 N	Fairfield	3 17
									207 A	George Washington	0 8
									217 N	UMass Lowell	0 3
									222 A	Towson	4 18
									222 H	Towson	1 8
									243 A	Villanova	1 2
									247 H	Marist	0 15
									247 H	Marist	3 4
									247 H	Marist	2 4
									269 H	Rider	7 11
									270 A	Norfolk St.	0 10
									270 A	Norfolk St.	0 12
									270 A	Norfolk St.	2 5
									270 A	Norfolk St.	10 7
									270 A	Norfolk St.	5 3
LAST 15 GAMES											
						299 N	Coppin St.	4 15	270 A	Norfolk St.	2 5
						278 N	N.C. Central	5 10	270 A	Norfolk St.	0 12
						157 A	UMBC	2 3	270 A	Norfolk St.	0 10
						294 H	UMES	7 1			
						294 H	UMES	7 12			

Non-Div. I Games:

Delaware St.

Delaware St.

294 H UMES	4	1
270 A Norfolk St.	10	7

Through Games Of May 23, 2016

RPI	S	Opponent	Score	
270	A	Norfolk St.	9	5
270	H	Norfolk St.	0	6
270	H	Norfolk St.	2	6
270	H	Norfolk St.	6	5
277	A	La Salle	5	6
277	H	La Salle	2	4
278	N	N.C. Central	5	10
294	A	UMES	3	4
294	A	UMES	4	2
294	H	UMES	7	1
294	H	UMES	7	12
294	H	UMES	5	14
294	H	UMES	4	3
294	H	UMES	2	5
294	H	UMES	4	1
299	A	Coppin St.	14	6
299	A	Coppin St.	15	5
299	A	Coppin St.	0	3
299	H	Coppin St.	10	9
299	H	Coppin St.	14	4
299	H	Coppin St.	5	4
299	N	Coppin St.	4	15

Delaware St.

D
e
l
a
w
a
r
e
S
t
.

D
e
l
a
w
a
r
e
S
t
.

Average RPI Win: 293		WON-LOST	WINNING	LAST 15	STRENGTH OF		OPP. STRENGTH	TEAM	ADJ		CONF.	ADJ CONF.
Average RPI Loss: 179		RECORD	PCT. RANK	GAMES	SCHEDULE		OF SCHEDULE	RPI	RPI		RPI	RPI
DIV. I ONLY		13-36-0	.26531	283	3-12-0		281	297	293		.39011	292
DIV. I NON-CONF.		0-16-0	0	296	0-4-0		57	68	290		.4019	290
TOTALS		RPI 1-25	RPI 26-50		W-L RECORDS		RPI 51-100		RPI 101-150		RPI 150+	
13-36-0		0-1-0	0-4-0		OVERALL		0-5-0		0-1-0		13-25-0	
5-10-0		0-0-0	0-0-0		HOME		0-1-0		0-0-0		5-9-0	
5-21-0		0-1-0	0-3-0		AWAY		0-3-0		0-1-0		5-13-0	
3-5-0		0-0-0	0-1-0		NEUTRAL		0-1-0		0-0-0		3-3-0	
0-16-0		0-1-0	0-4-0		NON-CONFERENCE		0-5-0		0-1-0		0-5-0	
0-2-0		0-0-0	0-0-0		HOME		0-1-0		0-0-0		0-1-0	
0-12-0		0-1-0	0-0-		AWAY		0-3-0		0-1-0		0-4-0	
0-2-0		0-0-0	0-1-0		NEUTRAL		0-1-0		0-0-0		0-0-0	
13-20-0		0-0-0	0-0-0		CONFERENCE		0-0-0		0-0-0		13-20-0	
5-8-0		0-0-0	0-0-0		HOME		0-0-0		0-0-0		5-8-0	
5-9-0		0-0-0	0-0-0		AWAY		0-0-0		0-0-0		5-9-0	
3-3-0		0-0-0	0-0-0		NEUTRAL		0-0-0		0-0-0		3-3-0	
RPI S	Opponent	Score	RPI S	Opponent	Score	RPI S	Opponent	Score	RPI S	Opponent	Score	
11 A	Mississippi St.	0 14	38 A	Louisiana Tech	4 15	60 A	Alabama	0 8	104 A	Austin Peay	0 12	
			45 A	Southeastern La.	3 15	60 A	Alabama	5 8	156 A	Alabama St.	1 8	
			45 A	Southeastern La.	0 21	72 H	Southeast Mo. St.	4 17	156 A	Alabama St.	0 10	
			50 N	UConn	3 25	80 A	New Orleans	3 12	156 A	Alabama St.	0 10	
						98 N	Missouri St.	1 13	156 H	Alabama St.	3 7	
									156 H	Alabama St.	4 10	
									156 H	Alabama St.	1 16	
									156 N	Alabama St.	3 16	
									163 H	Sacred Heart	3 16	
									177 A	Nicholls St.	4 6	
									198 A	Virginia Tech	2 9	
									198 A	Virginia Tech	7 23	
									198 A	Virginia Tech	4 9	
									272 A	Ark.-Pine Bluff	6 15	
									272 H	Ark.-Pine Bluff	3 7	
									283 A	Grambling	11 8	
									283 H	Grambling	3 12	
									283 N	Grambling	8 7	
									286 A	Jackson St.	9 6	
									286 A	Jackson St.	5 11	
									286 A	Jackson St.	1 5	
									286 H	Jackson St.	6 11	
									286 H	Jackson St.	5 4	
									286 N	Jackson St.	3 2	
									296 N	Southern U.	10 11	
									296 N	Southern U.	6 2	
									297 A	Alabama A&M	2 12	
Non-Div. I Games: Tougaloo			18 2	Tougaloo		4 1	Tougaloo		4 0	Alcorn		

198	A	Virginia Tech	7	23
198	A	Virginia Tech	4	9

RPI	S	Opponent	Score	
297	A	Alabama A&M	15	13
297	A	Alabama A&M	16	4
297	H	Alabama A&M	3	13
297	H	Alabama A&M	3	8
297	H	Alabama A&M	6	4
298	N	Prairie View	10	11
300	A	Mississippi Val.	5	6
300	A	Mississippi Val.	10	3
300	A	Mississippi Val.	1	5
300	H	Mississippi Val.	12	4
300	H	Mississippi Val.	9	2
300	H	Mississippi Val.	11	4

Average RPI Win:	238	WON-LOST RECORD	WINNING PCT. RANK	LAST 15 GAMES	STRENGTH OF SCHEDULE	OPP. STRENGTH OF SCHEDULE	TEAM RPI	ADJ RPI	CONF. RPI	ADJ CONF. RPI	
DIV. I ONLY	12-41-0	.22642	292	3-11-0	273	245	292	.38948	293	28	28
DIV. I NON-CONF.	6-20-0	.23077	277	0-2-0	269	202	284	.40298	287	27	28
TOTALS	RPI 1-25	RPI 26-50	W-L RECORDS		RPI 51-100	RPI 101-150		RPI 150+			
12-41-0	0-0-0	0-1-0	OVERALL		0-3-0	0-10-0		12-27-0			
8-14-0	0-0-0	0-0-0	HOME		0-0-0	0-5-0		8-9-0			
3-24-0	0-0-0	0-0-0	AWAY		0-1-0	0-5-0		3-18-0			
1-3-0	0-0-0	0-1-0	NEUTRAL		0-2-0	0-0-0		1-0-0			
6-20-0	0-0-0	0-1-0	NON-CONFERENCE		0-3-0	0-4-0		6-12-0			
3-4-0	0-0-0	0-0-0	HOME		0-0-0	0-2-0		3-2-0			
2-13-0	0-0-0	0-0-	AWAY		0-1-0	0-2-0		2-10-0			
1-3-0	0-0-0	0-1-0	NEUTRAL		0-2-0	0-0-0		1-0-0			
6-21-0	0-0-0	0-0-0	CONFERENCE		0-0-0	0-6-0		6-15-0			
5-10-0	0-0-0	0-0-0	HOME		0-0-0	0-3-0		5-7-0			
1-11-0	0-0-0	0-0-0	AWAY		0-0-0	0-3-0		1-8-0			
0-0-0	0-0-0	0-0-0	NEUTRAL		0-0-0	0-0-0		0-0-0			
RPI S	Opponent	Score	RPI S	Opponent	Score	RPI S	Opponent	Score	RPI S	Opponent	Score
			35 N	Boston College	1 7	63 N	Indiana St.	5 14	112 H	Seattle	4 12
						86 N	Iowa	3 15	112 H	Seattle	1 14
						90 A	Notre Dame	3 6	112 H	Seattle	2 12
									134 A	Milwaukee	2 6
									134 H	Milwaukee	9 12
									144 A	Valparaiso	4 12
									144 H	Valparaiso	6 10
									145 A	New Mexico St.	4 11
									145 A	New Mexico St.	5 17
									145 A	New Mexico St.	2 8
									151 H	Utah Valley	2 14
									151 H	Utah Valley	3 8
									151 H	Utah Valley	4 9
									172 A	Hawaii	0 14
									172 A	Hawaii	1 4
									172 A	Hawaii	0 4
									172 A	Hawaii	1 0
									176 A	Sacramento St.	0 10
									176 A	Sacramento St.	4 5
									176 A	Sacramento St.	1 4
									187 A	Ill.-Chicago	0 5
			LAST 15 GAMES						187 H	Ill.-Chicago	6 3
			151 H	Utah Valley	2 14	290 H	North Dakota	7 1	187 H	Ill.-Chicago	3 1
			151 H	Utah Valley	4 9	290 H	North Dakota	4 18	210 A	Grand Canyon	5 10
			151 H	Utah Valley	3 8	134 A	Milwaukee	2 6	210 A	Grand Canyon	4 2
			258 A	CSU Bakersfield	2 4				210 A	Grand Canyon	2 7
			258 A	CSU Bakersfield	3 14				214 H	IPFW	4 5

Non-Div. I Games: Otterbein 3 5 Chicago 6 5

Chicago St.

Chicago St.

258	A	CSU Bakersfield	5	6
290	H	North Dakota	14	4

Through Games Of May 23, 2016

RPI	S	Opponent	Score	
226	A	A&M-Corpus Christi	2	6
226	A	A&M-Corpus Christi	7	1
226	A	A&M-Corpus Christi	6	8
229	A	Saint Louis	2	8
229	A	Saint Louis	1	7
229	A	Saint Louis	0	7
241	H	Western Mich.	6	3
243	N	Villanova	4	3
255	A	Northwestern	5	11
255	H	Northwestern	10	12
258	A	CSU Bakersfield	3	14
258	A	CSU Bakersfield	5	6
258	A	CSU Bakersfield	2	4
262	H	Northern Colo.	5	4
262	H	Northern Colo.	4	2
262	H	Northern Colo.	5	7
281	H	UTRGV	2	9
281	H	UTRGV	1	7
281	H	UTRGV	12	7
290	H	North Dakota	14	4
290	H	North Dakota	4	18
290	H	North Dakota	7	1

Chicago St.

C
h
i
c
a
g
o
s
t
.

C
h
i
c
a
g
o
s
t
.

Average RPI Win: 258		WON-LOST RECORD		WINNING PCT. RANK		LAST 15 GAMES		STRENGTH OF SCHEDULE		OPP. STRENGTH OF SCHEDULE		TEAM RPI		ADJ RPI		CONF. RPI		ADJ CONF. RPI	
DIV. I ONLY		16-32-0		.33333 258		7-8-0		297		298		294		.38827 294		30		30	
DIV. I NON-CONF.		9-16-0		.36 226		4-2-0		251		281		248		.44985 248		30		30	
TOTALS		RPI 1-25		RPI 26-50		W-L RECORDS		RPI 51-100		RPI 101-150		RPI 150+							
16-32-0		0-1-0		0-0-0		OVERALL		1-2-0		0-2-0		15-27-0							
6-8-0		0-0-0		0-0-0		HOME		0-0-0		0-1-0		6-7-0							
7-22-0		0-1-0		0-0-0		AWAY		1-2-0		0-1-0		6-18-0							
3-2-0		0-0-0		0-0-0		NEUTRAL		0-0-0		0-0-0		3-2-0							
9-16-0		0-1-0		0-0-0		NON-CONFERENCE		1-2-0		0-2-0		8-11-0							
3-1-0		0-0-0		0-0-0		HOME		0-0-0		0-1-0		3-0-0							
3-13-0		0-1-0		0-0-		AWAY		1-2-0		0-1-0		2-9-0							
3-2-0		0-0-0		0-0-0		NEUTRAL		0-0-0		0-0-0		3-2-0							
7-16-0		0-0-0		0-0-0		CONFERENCE		0-0-0		0-0-0		7-16-0							
3-7-0		0-0-0		0-0-0		HOME		0-0-0		0-0-0		3-7-0							
4-9-0		0-0-0		0-0-0		AWAY		0-0-0		0-0-0		4-9-0							
0-0-0		0-0-0		0-0-0		NEUTRAL		0-0-0		0-0-0		0-0-0							
RPI	S	Opponent		Score		RPI	S	Opponent		Score		RPI	S	Opponent		Score			
23	A	Duke		1 9								70	A	UNCG		2 8			
												81	A	Pittsburgh		9 6			
												81	A	Pittsburgh		1 9			
												142	A	Navy		2 11			
												142	H	Navy		4 16			
												180	A	Georgetown		5 7			
												180	A	Georgetown		9 4			
												190	A	Richmond		0 15			
												190	A	Richmond		4 7			
												211	A	Eastern Ky.		5 4			
												211	A	Eastern Ky.		1 17			
												211	A	Eastern Ky.		2 20			
												211	A	Eastern Ky.		3 14			
												245	H	Lehigh		5 4			
												245	H	Lehigh		7 6			
												251	A	VMI		2 23			
												251	A	VMI		3 7			
												251	A	VMI		1 14			
												257	N	Fairleigh Dickinson		5 7			
												257	N	Fairleigh Dickinson		6 4			
												257	N	Fairleigh Dickinson		5 1			
												270	A	Norfolk St.		0 8			
												270	A	Norfolk St.		0 6			
												270	A	Norfolk St.		1 3			
												270	H	Norfolk St.		7 20			
												270	H	Norfolk St.		6 7			
												270	H	Norfolk St.		2 11			
												289	H	Mt. St. Mary's		9 2			
												291	A	Delaware St.		14 5			
												291	A	Delaware St.		3 4			
LAST 15 GAMES																			
												291	A	Delaware St.		1 7			
												291	A	Delaware St.		12 7			
												291	A	Delaware St.		1 4			
												81	A	Pittsburgh		9 6			
												81	A	Pittsburgh		1 9			

Non-Div. I Games:

UMES

299 H Coppin St.	7	3
299 H Coppin St.	1	4

RPI	S	Opponent	Score
291	A	Delaware St.	1 7
291	A	Delaware St.	5 2
291	A	Delaware St.	12 7
291	A	Delaware St.	1 4
291	H	Delaware St.	2 4
291	H	Delaware St.	4 3
295	N	Saint Peter's	8 10
295	N	Saint Peter's	17 5
299	A	Coppin St.	1 3
299	A	Coppin St.	4 16
299	A	Coppin St.	6 12
299	A	Coppin St.	7 3
299	H	Coppin St.	4 3
299	H	Coppin St.	7 3
299	H	Coppin St.	1 3
299	H	Coppin St.	8 15
299	H	Coppin St.	1 4

[illegible]

Non-Div. I Games:

Saint Peter's

218 H Manhattan	8	16
218 H Manhattan	2	3

RPI	S	Opponent	Score	
245	H	Lehigh	1	2
247	A	Marist	3	1
247	A	Marist	2	9
247	A	Marist	6	4
248	A	Siena	6	12
248	A	Siena	3	2
248	A	Siena	1	12
250	H	Hofstra	4	11
256	A	Wagner	6	13
263	A	NJIT	5	6
263	A	NJIT	0	16
263	H	NJIT	7	11
268	H	Niagara	0	13
268	H	Niagara	2	21
268	H	Niagara	0	11
269	A	Rider	8	7
269	A	Rider	11	13
269	A	Rider	3	4
277	A	La Salle	0	1
277	A	La Salle	7	3
294	N	UMES	5	17
294	N	UMES	10	8

S
a
i
n
t
P
e
t
e
r
'
s

S
a
i
n
t
P
e
t
e
r
'
s

Average RPI Win:	250	WON-LOST	WINNING	LAST 15	STRENGTH OF	OPP. STRENGTH	TEAM	ADJ	CONF.	ADJ CONF.				
Average RPI Loss:	201	RECORD	PCT. RANK	GAMES	SCHEDULE	OF SCHEDULE	RPI	RPI	RPI	RPI				
DIV. I ONLY	10-31-0	.2439	286	4-10-0	280	291	296	.37607	296	32	32			
DIV. I NON-CONF.	2-11-0	.15385	291	1-4-0	19	7	187	.47654	198	32	32			
<hr/>														
TOTALS	RPI 1-25	RPI 26-50		W-L RECORDS		RPI 51-100		RPI 101-150		RPI 150+				
10-31-0	0-1-0	1-5-0		OVERALL		0-2-0		1-2-0		8-21-0				
5-12-0	0-0-0	0-0-0		HOME		0-1-0		0-0-0		5-11-0				
3-13-0	0-1-0	1-4-0		AWAY		0-1-0		1-2-0		1-5-0				
2-6-0	0-0-0	0-1-0		NEUTRAL		0-0-0		0-0-0		2-5-0				
<hr/>														
2-11-0	0-1-0	1-5-0		NON-CONFERENCE		0-2-0		1-2-0		0-1-0				
0-1-0	0-0-0	0-0-0		HOME		0-1-0		0-0-0		0-0-0				
2-9-0	0-1-0	1-0-		AWAY		0-1-0		1-2-0		0-1-0				
0-1-0	0-0-0	0-1-0		NEUTRAL		0-0-0		0-0-0		0-0-0				
<hr/>														
8-20-0	0-0-0	0-0-0		CONFERENCE		0-0-0		0-0-0		8-20-0				
5-11-0	0-0-0	0-0-0		HOME		0-0-0		0-0-0		5-11-0				
1-4-0	0-0-0	0-0-0		AWAY		0-0-0		0-0-0		1-4-0				
2-5-0	0-0-0	0-0-0		NEUTRAL		0-0-0		0-0-0		2-5-0				
<hr/>														
RPI	S	Opponent	Score		RPI	S	Opponent	Score		RPI	S	Opponent	Score	
9	A	LSU	1	11	27	A	Tulane	2	14	80	A	New Orleans	4	14
					38	N	Louisiana Tech	0	15	80	H	New Orleans	3	23
					45	A	Southeastern La.	2	18			Auburn	6	5
					47	A	South Ala.	1	7			Auburn	6	5
					47	A	South Ala.	2	12			Alabama St.	7	9
					47	A	South Ala.	5	4			Alabama St.	9	27
												Nicholls St.	8	9
												Ark.-Pine Bluff	9	10
												Ark.-Pine Bluff	2	7
												Ark.-Pine Bluff	5	3
												Texas Southern	6	8
												Texas Southern	0	10
												Texas Southern	4	5
												Texas Southern	5	6
												Texas Southern	2	5
												Texas Southern	5	13
												Grambling	5	9
												Grambling	10	3
												Grambling	9	10
												Grambling	11	16
												Grambling	7	11
												Grambling	8	10
												Grambling	6	3
												Grambling	0	15
												Jackson St.	3	21
												Jackson St.	0	4
												Alcorn	2	6
												Alcorn	11	10
<hr/>														
Non-Div. I Games:	Selma	12	6	Loyola (LA)	6	7	Loyola (LA)	5	4	Selma	10	0	Southern U.	
	Selma	4	3											

286 H Jackson St.	3	21
282 A Texas Southern	0	10

RPI	S	Opponent	Score	
298	A	Prairie View	1	7
298	A	Prairie View	9	2
298	H	Prairie View	4	1
298	H	Prairie View	16	5
298	H	Prairie View	13	9

Alabama A&M

156 N Alabama St.	2	14
225 A Georgia St.	7	8

RPI	S	Opponent	Score
266	H	UT Martin	2 9
272	A	Ark.-Pine Bluff	3 4
272	A	Ark.-Pine Bluff	0 1
272	A	Ark.-Pine Bluff	2 5
272	N	Ark.-Pine Bluff	6 16
286	A	Jackson St.	6 3
286	A	Jackson St.	6 7
286	A	Jackson St.	4 14
286	H	Jackson St.	1 20
286	H	Jackson St.	9 10
286	H	Jackson St.	4 22
286	N	Jackson St.	3 15
288	H	Savannah St.	12 17
288	H	Savannah St.	12 9
288	H	Savannah St.	2 3
292	A	Alcorn	4 6
292	A	Alcorn	8 3
292	A	Alcorn	13 3
292	H	Alcorn	4 16
292	H	Alcorn	13 15
292	H	Alcorn	12 2
300	A	Mississippi Val.	12 10
300	A	Mississippi Val.	5 2
300	H	Mississippi Val.	1 2
300	H	Mississippi Val.	17 4
300	H	Mississippi Val.	10 6
300	H	Mississippi Val.	10 11

Alabama A&M

A
l
a
b
a
m
a
A
&
M

A
l
a
b
a
m
a
A
&
M

Average RPI Win: 283		WON-LOST RECORD		WINNING PCT. RANK		LAST 15 GAMES		STRENGTH OF SCHEDULE		OPP. STRENGTH OF SCHEDULE		TEAM RPI		ADJ RPI		CONF. RPI		ADJ CONF. RPI	
DIV. I ONLY		8-32-0		.2 295		1-14-0		296		290		298		.36254 298		32		32	
DIV. I NON-CONF.		1-14-0		.06667 295		0-5-0		159		129		289		.40218 288		32		32	
TOTALS		RPI 1-25		RPI 26-50		W-L RECORDS		RPI 51-100		RPI 101-150		RPI 150+							
8-32-0		0-1-0		0-4-0		OVERALL		0-2-0		0-1-0		8-24-0							
3-9-0		0-0-0		0-0-0		HOME		0-0-0		0-0-0		3-9-0							
3-21-0		0-1-0		0-3-0		AWAY		0-2-0		0-1-0		3-14-0							
2-2-0		0-0-0		0-1-0		NEUTRAL		0-0-0		0-0-0		2-1-0							
1-14-0		0-1-0		0-4-0		NON-CONFERENCE		0-2-0		0-1-0		1-6-0							
0-1-0		0-0-0		0-0-0		HOME		0-0-0		0-0-0		0-1-0							
1-11-0		0-1-0		0-0-		AWAY		0-2-0		0-1-0		1-4-0							
0-2-0		0-0-0		0-1-0		NEUTRAL		0-0-0		0-0-0		0-1-0							
7-18-0		0-0-0		0-0-0		CONFERENCE		0-0-0		0-0-0		7-18-0							
3-8-0		0-0-0		0-0-0		HOME		0-0-0		0-0-0		3-8-0							
2-10-0		0-0-0		0-0-0		AWAY		0-0-0		0-0-0		2-10-0							
2-0-0		0-0-0		0-0-0		NEUTRAL		0-0-0		0-0-0		2-0-0							
RPI	S	Opponent		Score		RPI	S	Opponent		Score		RPI	S	Opponent		Score			
4	A	Texas A&M		0 11		28	A	Oklahoma St.		0 12		66	A	Lamar		3 13			
						28	A	Oklahoma St.		0 9		71	A	Houston		0 8			
						38	N	Louisiana Tech		0 7									
						43	A	Sam Houston St.		5 16									
						LAST 15 GAMES													
						28	A	Oklahoma St.		0 12		191	H	Houston Baptist		17 21			
						28	A	Oklahoma St.		0 9		272	H	Ark.-Pine Bluff		0 9			
						71	A	Houston		0 8		272	H	Ark.-Pine Bluff		17 13			
						150	A	Texas		0 7									
						283	H	Grambling		3 13									

Non-Div. I Games: Wiley 20 10 Wiley 8 7

Prairie View

Prairie View

283 H Grambling	2	13
283 H Grambling	7	8

Through Games Of May 23, 2016

RPI	S	Opponent	Score	
292	N	Alcorn	11	10
296	A	Southern U.	1	4
296	A	Southern U.	9	13
296	A	Southern U.	5	16
296	H	Southern U.	7	1
296	H	Southern U.	2	9

Prairie View

P
r
a
i
r
i
e
V
i
e
w

P
r
a
i
r
i
e
V
i
e
w

Average RPI Win: 279		WON-LOST	WINNING	LAST 15	STRENGTH OF		OPP. STRENGTH	TEAM	ADJ		CONF.	ADJ CONF.
Average RPI Loss: 253		RECORD	PCT. RANK	GAMES	SCHEDULE		OF SCHEDULE	RPI	RPI		RPI	RPI
DIV. I ONLY		14-38-0	.26923	281	5-10-0		298	299	299	.35875	299	30
DIV. I NON-CONF.		4-20-0	.16667	289	1-2-0		297	292	300	.34604	300	30
TOTALS		RPI 1-25	RPI 26-50		W-L RECORDS		RPI 51-100		RPI 101-150		RPI 150+	
14-38-0		0-0-0	0-0-0		OVERALL		0-0-0		0-0-0		14-38-0	
6-17-0		0-0-0	0-0-0		HOME		0-0-0		0-0-0		6-17-0	
5-17-0		0-0-0	0-0-0		AWAY		0-0-0		0-0-0		5-13-0	
3-4-0		0-0-0	0-0-0		NEUTRAL		0-0-0		0-0-0		3-4-0	
4-20-0		0-0-0	0-0-0		NON-CONFERENCE		0-0-0		0-0-0		4-20-0	
1-9-0		0-0-0	0-0-0		HOME		0-0-0		0-0-0		1-9-0	
2-9-0		0-0-0	0-0-		AWAY		0-0-0		0-0-0		2-9-0	
1-2-0		0-0-0	0-0-0		NEUTRAL		0-0-0		0-0-0		1-2-0	
10-18-0		0-0-0	0-0-0		CONFERENCE		0-0-0		0-0-0		10-18-0	
5-8-0		0-0-0	0-0-0		HOME		0-0-0		0-0-0		5-8-0	
3-8-0		0-0-0	0-0-0		AWAY		0-0-0		0-0-0		3-8-0	
2-2-0		0-0-0	0-0-0		NEUTRAL		0-0-0		0-0-0		2-2-0	
RPI	S	Opponent	Score	RPI	S	Opponent	Score	RPI	S	Opponent	Score	

Non-Div. I Games:

Coppin St.

Coppin St.

270 H Norfolk St.	3	9
270 H Norfolk St.	3	8

Through Games Of May 23, 2016

RPI	S	Opponent	Score
270	H	Norfolk St.	3 6
270	H	Norfolk St.	4 5
270	N	Norfolk St.	6 7
278	N	N.C. Central	7 5
279	N	NYIT	7 14
279	N	NYIT	2 5
279	N	NYIT	10 4
289	A	Mt. St. Mary's	12 9
289	H	Mt. St. Mary's	6 16
291	A	Delaware St.	9 10
291	A	Delaware St.	4 5
291	A	Delaware St.	4 14
291	H	Delaware St.	5 15
291	H	Delaware St.	6 14
291	H	Delaware St.	3 0
291	N	Delaware St.	15 4
294	A	UMES	3 4
294	A	UMES	3 7
294	A	UMES	4 1
294	A	UMES	15 8
294	A	UMES	3 1
294	H	UMES	3 1
294	H	UMES	12 6
294	H	UMES	3 7
294	H	UMES	16 4

Coppin St.

C
o
p
p
i
n
s
t
.

C
o
p
p
i
n
s
t
.

Average RPI Win: 295		WON-LOST	WINNING	LAST 15	STRENGTH OF		OPP. STRENGTH	TEAM	ADJ	CONF.	ADJ CONF.
Average RPI Loss: 202		RECORD	PCT. RANK	GAMES	SCHEDULE		OF SCHEDULE	RPI	RPI	RPI	RPI
DIV. I ONLY		4-34-0	.10526	300	2-12-0		282	292	300	.34678	300
DIV. I NON-CONF.		0-14-0	0	296	0-3-0		150	81	298	.37778	298
TOTALS		RPI 1-25	RPI 26-50		W-L RECORDS		RPI 51-100		RPI 101-150		RPI 150+
4-34-0	0-1-0	0-2-0		OVERALL		0-0-0		0-4-0		4-27-0	
2-9-0	0-0-0	0-0-0		HOME		0-0-0		0-0-0		2-9-0	
2-25-0	0-1-0	0-2-0		AWAY		0-0-0		0-4-0		2-18-0	
0-0-0	0-0-0	0-0-0		NEUTRAL		0-0-0		0-0-0		0-0-0	
0-14-0	0-1-0	0-2-0		NON-CONFERENCE		0-0-0		0-4-0		0-7-0	
0-0-0	0-0-0	0-0-0		HOME		0-0-0		0-0-0		0-0-0	
0-14-0	0-1-0	0-0-		AWAY		0-0-0		0-4-0		0-7-0	
0-0-0	0-0-0	0-0-0		NEUTRAL		0-0-0		0-0-0		0-0-0	
4-20-0	0-0-0	0-0-0		CONFERENCE		0-0-0		0-0-0		4-20-0	
2-9-0	0-0-0	0-0-0		HOME		0-0-0		0-0-0		2-9-0	
2-11-0	0-0-0	0-0-0		AWAY		0-0-0		0-0-0		2-11-0	
0-0-0	0-0-0	0-0-0		NEUTRAL		0-0-0		0-0-0		0-0-0	
RPI S	Opponent	Score		RPI S	Opponent	Score		RPI S	Opponent	Score	
11 A	Mississippi St.	1	16	40 A	Northwestern St.	0	10	108 A	Central Ark.	1	11
				40 A	Northwestern St.	7	10	117 A	Arkansas	0	20
								117 A	Arkansas	4	21
								121 A	Little Rock	3	20
								156 A	Alabama St.	2	27
								156 A	Alabama St.	3	11
								156 A	Alabama St.	0	3
								156 H	Alabama St.	1	28
								156 H	Alabama St.	0	10
								156 H	Alabama St.	0	12
								177 A	Nicholls St.	1	6
								177 A	Nicholls St.	1	15
								177 A	Nicholls St.	2	18
								177 A	Nicholls St.	3	13
								194 A	Lipscomb	3	16
								194 A	Lipscomb	1	11
								194 A	Lipscomb	1	7
								286 A	Jackson St.	2	6
								286 A	Jackson St.	1	6
								286 A	Jackson St.	7	9
								286 H	Jackson St.	9	19
								286 H	Jackson St.	5	16
								286 H	Jackson St.	3	10
								292 A	Alcorn	2	9
								292 A	Alcorn	4	11
								292 A	Alcorn	4	12
								292 H	Alcorn	6	5
Non-Div. I Games: Tougaloo				16	3	Delta St.		4	12	Tougaloo	
										Delta St.	
										1	
										Mississippi Val.	

Mississippi Val.

40	A	Northwestern St.	7	10
156	H	Alabama St.	1	28

Through Games Of May 23, 2016

RPI	S	Opponent	Score	
292	H	Alcorn	5	1
292	H	Alcorn	3	10
297	A	Alabama A&M	6	10
297	A	Alabama A&M	2	1
297	A	Alabama A&M	4	17
297	A	Alabama A&M	11	10
297	H	Alabama A&M	2	5
297	H	Alabama A&M	10	12

Mississippi Val.

Mississippi Val.

Mississippi Val.