

Average RPI Win: 88		WON-LOST	WINNING	LAST 10	STRENGTH OF	OPP. STRENGTH	TEAM	ADJ	CONF.	ADJ CONF.		
Average RPI Loss: 47		RECORD	PCT. RANK	GAMES	SCHEDULE	OF SCHEDULE	RPI	RPI	RPI	RPI		
DIV. I ONLY		45-8-0	.84906	2	9-1-0	14	23	1	.63679	1	4	4
DIV. I NON-CONF.		22-3-0	.88	4	2-0-0	4	21	1	.64901	1	3	3
TOTALS		RPI 1-25	RPI 26-50		W-L RECORDS		RPI 51-100		RPI 101-150		RPI 150+	
45-8-0		10-3-0	9-3-0		OVERALL		10-1-0		6-1-0		10-0-0	
27-4-0		6-1-0	6-2-0		HOME		5-0-0		5-1-0		5-0-0	
17-4-0		4-2-0	3-1-0		AWAY		4-1-0		1-0-0		5-0-0	
1-0-0		0-0-0	0-0-0		NEUTRAL		1-0-0		0-0-0		0-0-0	
22-3-0		6-1-0	2-1-0		NON-CONFERENCE		4-0-0		6-1-0		4-0-0	
14-2-0		4-0-0	1-1-0		HOME		2-0-0		5-1-0		2-0-0	
8-1-0		2-1-0	1-0-		AWAY		2-0-0		1-0-0		2-0-0	
0-0-0		0-0-0	0-0-0		NEUTRAL		0-0-0		0-0-0		0-0-0	
23-5-0		4-2-0	7-2-0		CONFERENCE		6-1-0		0-0-0		6-0-0	
13-2-0		2-1-0	5-1-0		HOME		3-0-0		0-0-0		3-0-0	
9-3-0		2-1-0	2-1-0		AWAY		2-1-0		0-0-0		3-0-0	
1-0-0		0-0-0	0-0-0		NEUTRAL		1-0-0		0-0-0		0-0-0	
RPI S	Opponent	Score	RPI S	Opponent	Score	RPI S	Opponent	Score	RPI S	Opponent	Score	
5 H	East Carolina	7 5	33 A	Arizona St.	7 8	57 H	Washington	14 2	106 H	St. John's (NY)	3 2	
5 H	East Carolina	8 5	33 A	Arizona St.	18 3	57 H	Washington	8 3	106 H	St. John's (NY)	9 0	
5 H	East Carolina	3 0	33 A	Arizona St.	3 2	57 H	Washington	4 0	106 H	St. John's (NY)	11 1	
8 H	Oklahoma St.	6 3	34 H	California	8 7	62 A	Pepperdine	8 5	112 A	Cal St. Fullerton	8 3	
10 A	Georgia Tech	6 0	34 H	California	6 1	62 H	Pepperdine	3 2	133 H	Sacramento St.	2 1	
10 A	Georgia Tech	3 4	34 H	California	1 4	92 A	Southern California	9 2	133 H	Sacramento St.	6 0	
10 A	Georgia Tech	8 2	46 H	Michigan	5 7	92 A	Southern California	2 7	133 H	Sacramento St.	1 2	
13 H	Oregon St.	3 7	47 H	Arizona	10 5	92 A	Southern California	7 1	173 H	Utah	6 4	
13 H	Oregon St.	8 0	47 H	Arizona	12 10	92 N	Southern California	7 5	173 H	Utah	6 1	
13 H	Oregon St.	9 7	47 H	Arizona	3 1	94 A	LMU (CA)	9 4	173 H	Utah	5 0	
16 A	Stanford	11 5	50 A	UC Irvine	7 0	94 H	LMU (CA)	5 0	188 A	CSUN	4 3	
16 A	Stanford	2 3	50 H	UC Irvine	9 3				188 H	CSUN	10 1	
16 A	Stanford	10 7							214 A	Washington St.	6 2	
									214 A	Washington St.	10 0	
									214 A	Washington St.	13 10	
									238 A	Long Beach St.	2 0	
									238 H	Long Beach St.	2 1	
LAST 10 GAMES												
			57 H	Washington	14 2		214 A	Washington St.	10 0			
			57 H	Washington	4 0		214 A	Washington St.	6 2			
			57 H	Washington	8 3		238 H	Long Beach St.	2 1			
			50 A	UC Irvine	7 0		33 A	Arizona St.	7 8			
			214 A	Washington St.	13 10		33 A	Arizona St.	18 3			

Non-Div. I Games:

UCLA

Average RPI Win: 77		WON-LOST	WINNING	LAST 10	STRENGTH OF		OPP. STRENGTH	TEAM	ADJ	CONF.	ADJ CONF.				
Average RPI Loss: 31		RECORD	PCT. RANK	GAMES	SCHEDULE		OF SCHEDULE	RPI	RPI	RPI	RPI				
DIV. I ONLY		45-10-0	.81818	3	9-1-0		8	4	2	.63487	2				
DIV. I NON-CONF.		22-3-0	.88	4	2-0-0		53	89	3	.61146	3				
TOTALS		RPI 1-25	RPI 26-50		W-L RECORDS		RPI 51-100		RPI 101-150		RPI 150+				
45-10-0		10-6-0	15-2-0		OVERALL		7-1-0		5-1-0		8-0-0				
28-5-0		7-2-0	8-2-0		HOME		4-0-0		4-1-0		5-0-0				
13-4-0		3-4-0	6-0-0		AWAY		3-0-0		0-0-0		1-0-0				
4-1-0		0-0-0	1-0-0		NEUTRAL		0-1-0		1-0-0		2-0-0				
22-3-0		1-0-0	4-1-0		NON-CONFERENCE		4-1-0		5-1-0		8-0-0				
16-2-0		0-0-0	3-1-0		HOME		4-0-0		4-1-0		5-0-0				
2-0-0		1-0-0	0-0-		AWAY		0-0-0		0-0-0		1-0-0				
4-1-0		0-0-0	1-0-0		NEUTRAL		0-1-0		1-0-0		2-0-0				
23-7-0		9-6-0	11-1-0		CONFERENCE		3-0-0		0-0-0		0-0-0				
12-3-0		7-2-0	5-1-0		HOME		0-0-0		0-0-0		0-0-0				
11-4-0		2-4-0	6-0-0		AWAY		3-0-0		0-0-0		0-0-0				
0-0-0		0-0-0	0-0-0		NEUTRAL		0-0-0		0-0-0		0-0-0				
RPI S	Opponent	Score		RPI S	Opponent	Score		RPI S	Opponent	Score		RPI S	Opponent	Score	
3 A	Georgia	1	3	28 H	Florida	5	0	62 H	Pepperdine	6	2	112 N	Cal St. Fullerton	14	9
3 A	Georgia	3	8	28 H	Florida	14	4	62 H	Pepperdine	6	3	126 H	Austin Peay	6	7
3 A	Georgia	3	2	28 H	Florida	15	2	71 H	Samford	11	6	149 H	Dayton	11	3
6 H	Arkansas	12	14	29 H	Illinois St.	3	7	74 N	TCU	2	10	149 H	Dayton	5	1
6 H	Arkansas	3	2	29 H	Illinois St.	9	1	77 A	South Carolina	9	3	149 H	Dayton	2	0
6 H	Arkansas	12	2	29 H	Illinois St.	10	4	77 A	South Carolina	6	2	150 H	ETSU	12	4
7 A	Louisville	6	2	30 H	Missouri	7	2	77 A	South Carolina	22	11	153 H	Davidson	24	2
12 H	Tennessee	6	7	30 H	Missouri	2	5	87 H	Evansville	5	4	155 N	Lipscomb	15	1
12 H	Tennessee	4	2	30 H	Missouri	5	2					160 H	Western Ky.	5	4
12 H	Tennessee	10	4	32 H	Indiana St.	7	1					202 N	Belmont	3	0
14 A	Texas A&M	0	7	40 A	Alabama	2	0					223 A	Middle Tenn.	15	3
14 A	Texas A&M	7	4	40 A	Alabama	13	5					223 H	Middle Tenn.	5	2
14 A	Texas A&M	7	8	40 A	Alabama	7	4					237 H	Tennessee Tech	21	10
17 H	Auburn	5	2	41 N	Virginia	15	9					259 H	Southeast Mo. St.	11	3
17 H	Auburn	9	5	49 A	Kentucky	16	10								
17 H	Auburn	12	6	49 A	Kentucky	12	4								
				49 A	Kentucky	7	4								
				LAST 10 GAMES											
				49 A	Kentucky	7	4	30 H	Missouri	2	5				
				49 A	Kentucky	12	4	30 H	Missouri	5	2				
				49 A	Kentucky	16	10	7 A	Louisville	6	2				
				223 H	Middle Tenn.	5	2	77 A	South Carolina	6	2				
				30 H	Missouri	7	2	77 A	South Carolina	9	3				

Non-Div. I Games:

Vanderbilt

Average RPI Win: 93		WON-LOST	WINNING	LAST 10	STRENGTH OF	OPP. STRENGTH	TEAM	ADJ	CONF.	ADJ CONF.		
Average RPI Loss: 41		RECORD	PCT. RANK	GAMES	SCHEDULE	OF SCHEDULE	RPI	RPI	RPI	RPI		
DIV. I ONLY		42-14-0	.75	9	8-2-0	15	5	3	.61918	3	1	1
DIV. I NON-CONF.		21-5-0	.80769	12	0-1-0	105	102	17	.58854	17	1	1
<hr/>												
TOTALS		RPI 1-25	RPI 26-50		W-L RECORDS		RPI 51-100		RPI 101-150		RPI 150+	
42-14-0		8-10-0	13-1-0		OVERALL		6-2-0		6-0-0		9-1-0	
28-3-0		5-2-0	10-0-0		HOME		1-0-0		6-0-0		6-1-0	
13-10-0		3-7-0	3-1-0		AWAY		5-2-0		0-0-0		2-0-0	
1-1-0		0-1-0	0-0-0		NEUTRAL		0-0-0		0-0-0		1-0-0	
21-5-0		1-2-0	2-0-0		NON-CONFERENCE		3-2-0		6-0-0		9-1-0	
15-1-0		1-0-0	1-0-0		HOME		1-0-0		6-0-0		6-1-0	
5-3-0		0-1-0	1-0-		AWAY		2-2-0		0-0-0		2-0-0	
1-1-0		0-1-0	0-0-0		NEUTRAL		0-0-0		0-0-0		1-0-0	
21-9-0		7-8-0	11-1-0		CONFERENCE		3-0-0		0-0-0		0-0-0	
13-2-0		4-2-0	9-0-0		HOME		0-0-0		0-0-0		0-0-0	
8-7-0		3-6-0	2-1-0		AWAY		3-0-0		0-0-0		0-0-0	
0-0-0		0-0-0	0-0-0		NEUTRAL		0-0-0		0-0-0		0-0-0	
RPI S	Opponent	Score	RPI S	Opponent	Score	RPI S	Opponent	Score	RPI S	Opponent	Score	
2 H	Vanderbilt	8 3	28 H	Florida	9 1	75 A	Ga. Southern	3 1	148 H	Presbyterian	8 1	
2 H	Vanderbilt	3 1	28 H	Florida	6 4	75 A	Ga. Southern	7 10	148 H	Presbyterian	7 6	
2 H	Vanderbilt	2 3	28 H	Florida	4 1	75 A	Ga. Southern	4 2	148 H	Presbyterian	17 0	
4 A	Mississippi St.	3 9	30 H	Missouri	5 2	77 A	South Carolina	6 1	149 H	Dayton	5 1	
4 A	Mississippi St.	3 19	30 H	Missouri	4 2	77 A	South Carolina	4 2	149 H	Dayton	10 7	
4 A	Mississippi St.	5 6	30 H	Missouri	3 0	77 A	South Carolina	8 7	149 H	Dayton	13 1	
10 A	Georgia Tech	2 11	40 H	Alabama	9 4	100 A	Jacksonville St.	8 9	174 A	Kennesaw St.	7 6	
10 H	Georgia Tech	12 2	40 H	Alabama	12 2	100 H	Jacksonville St.	5 1	174 H	Kennesaw St.	11 1	
10 N	Georgia Tech	6 8	40 H	Alabama	9 1				208 H	UMass Lowell	12 5	
12 A	Tennessee	0 2	43 A	Clemson	5 3				208 H	UMass Lowell	6 2	
12 A	Tennessee	0 3	43 H	Clemson	3 2				208 H	UMass Lowell	13 5	
12 A	Tennessee	7 1	49 A	Kentucky	10 8				232 A	Georgia St.	6 3	
17 A	Auburn	3 4	49 A	Kentucky	7 3				232 H	Georgia St.	11 1	
17 A	Auburn	10 8	49 A	Kentucky	0 5				251 H	LIU Brooklyn	0 1	
17 A	Auburn	11 2							264 H	Alabama St.	11 3	
20 H	LSU	0 1							271 N	The Citadel	9 0	
20 H	LSU	2 0										
20 H	LSU	9 7										
<hr/>												
LAST 10 GAMES												
40 H Alabama						9	1	17 A Auburn	11	2		
40 H Alabama						12	2	100 A Jacksonville St.	8	9		
40 H Alabama						9	4	28 H Florida	4	1		
17 A Auburn						10	8	28 H Florida	9	1		
17 A Auburn						3	4	28 H Florida	6	4		

Non-Div. I Games:

Georgia

Average RPI Win:	95	WON-LOST RECORD	WINNING PCT. RANK	LAST 10 GAMES	STRENGTH OF SCHEDULE	OPP. STRENGTH OF SCHEDULE	TEAM RPI	ADJ RPI	CONF. RPI	ADJ CONF. RPI					
DIV. I ONLY		45-11-0	.80357	4	8-2-0	31	8	4	.61782	4	1	1			
DIV. I NON-CONF.		24-1-0	.96	1	2-0-0	202	130	11	.59995	11	1	1			
<hr/>															
TOTALS	RPI 1-25	RPI 26-50		W-L RECORDS		RPI 51-100		RPI 101-150		RPI 150+					
45-11-0	12-8-0	9-1-0		OVERALL		9-2-0		4-0-0		11-0-0					
32-5-0	7-3-0	3-0-0		HOME		7-2-0		4-0-0		11-0-0					
10-6-0	4-5-0	5-1-0		AWAY		1-0-0		0-0-0		0-0-0					
3-0-0	1-0-0	1-0-0		NEUTRAL		1-0-0		0-0-0		0-0-0					
24-1-0	2-0-0	0-0-0		NON-CONFERENCE		7-1-0		4-0-0		11-0-0					
21-1-0	1-0-0	0-0-0		HOME		5-1-0		4-0-0		11-0-0					
1-0-0	0-0-0	0-0-		AWAY		1-0-0		0-0-0		0-0-0					
2-0-0	1-0-0	0-0-0		NEUTRAL		1-0-0		0-0-0		0-0-0					
21-10-0	10-8-0	9-1-0		CONFERENCE		2-1-0		0-0-0		0-0-0					
11-4-0	6-3-0	3-0-0		HOME		2-1-0		0-0-0		0-0-0					
9-6-0	4-5-0	5-1-0		AWAY		0-0-0		0-0-0		0-0-0					
1-0-0	0-0-0	1-0-0		NEUTRAL		0-0-0		0-0-0		0-0-0					
<hr/>															
RPI	S	Opponent	Score	RPI	S	Opponent	Score	RPI	S	Opponent	Score				
3	H	Georgia	6 5	26	A	Ole Miss	8 5	51	H	Louisiana Tech	7 3	105	H	South Alabama	7 5
3	H	Georgia	9 3	26	A	Ole Miss	2 0	56	H	Southern Miss.	0 1	125	H	Memphis	10 9
3	H	Georgia	19 3	26	A	Ole Miss	11 5	56	H	Southern Miss.	8 1	128	H	UAB	3 2
5	H	East Carolina	4 1	26	N	Ole Miss	8 1	56	H	Southern Miss.	4 3	137	H	La.-Monroe	21 8
6	A	Arkansas	3 5	28	A	Florida	2 4	63	N	Sam Houston St.	5 4	200	H	Maine	9 8
6	A	Arkansas	2 10	28	A	Florida	6 5	71	A	Samford	6 4	200	H	Maine	9 2
6	A	Arkansas	5 12	28	A	Florida	10 5	77	H	South Carolina	24 7	200	H	Maine	5 1
9	N	Texas Tech	4 2	40	H	Alabama	13 3	77	H	South Carolina	11 2	230	H	Grambling	18 1
12	A	Tennessee	1 2	40	H	Alabama	6 0	77	H	South Carolina	8 10	244	H	Texas Southern	5 1
12	A	Tennessee	6 3	40	H	Alabama	9 1	79	H	Southeastern La.	12 0	267	H	Jackson St.	17 4
12	A	Tennessee	7 5					91	H	Little Rock	15 4	278	H	Youngstown St.	14 3
14	A	Texas A&M	4 0									278	H	Youngstown St.	14 2
14	A	Texas A&M	0 1									278	H	Youngstown St.	8 0
14	A	Texas A&M	4 3									292	H	Ark.-Pine Bluff	14 1
17	H	Auburn	15 2									296	H	Mississippi Val.	18 5
17	H	Auburn	20 15												
17	H	Auburn	5 6												
20	H	LSU	2 11												
20	H	LSU	6 5												
20	H	LSU	5 10												
<hr/>															
				LAST 10 GAMES											
				77	H	South Carolina	8 10	26	A	Ole Miss	8 5				
				77	H	South Carolina	11 2	26	A	Ole Miss	2 0				
				77	H	South Carolina	24 7	125	H	Memphis	10 9				
				51	H	Louisiana Tech	7 3	14	A	Texas A&M	4 3				
				26	A	Ole Miss	11 5	14	A	Texas A&M	0 1				

Non-Div. I Games:

Mississippi St.

[illegible]

Non-Div. I Games:

East Carolina

Average RPI Win: 89		WON-LOST	WINNING	LAST 10	STRENGTH OF		OPP. STRENGTH	TEAM	ADJ	CONF.	ADJ CONF.
Average RPI Loss: 41		RECORD	PCT. RANK	GAMES	SCHEDULE		OF SCHEDULE	RPI	RPI	RPI	RPI
DIV. I ONLY		40-15-0	.72727	12	6-4-0		13	7	6	.60818	6
DIV. I NON-CONF.		20-5-0	.8	14	1-0-0		165	127	46	.5653	46
TOTALS		RPI 1-25	RPI 26-50		W-L RECORDS		RPI 51-100		RPI 101-150		RPI 150+
40-15-0		12-6-0	8-4-0		OVERALL		5-4-0		3-1-0		12-0-0
28-6-0		8-1-0	4-2-0		HOME		2-2-0		2-1-0		12-0-0
12-9-0		4-5-0	4-2-0		AWAY		3-2-0		1-0-0		0-0-0
0-0-0		0-0-0	0-0-0		NEUTRAL		0-0-0		0-0-0		0-0-0
20-5-0		0-0-0	0-0-0		NON-CONFERENCE		5-4-0		3-1-0		12-0-0
16-3-0		0-0-0	0-0-0		HOME		2-2-0		2-1-0		12-0-0
4-2-0		0-0-0	0-0-		AWAY		3-2-0		1-0-0		0-0-0
0-0-0		0-0-0	0-0-0		NEUTRAL		0-0-0		0-0-0		0-0-0
20-10-0		12-6-0	8-4-0		CONFERENCE		0-0-0		0-0-0		0-0-0
12-3-0		8-1-0	4-2-0		HOME		0-0-0		0-0-0		0-0-0
8-7-0		4-5-0	4-2-0		AWAY		0-0-0		0-0-0		0-0-0
0-0-0		0-0-0	0-0-0		NEUTRAL		0-0-0		0-0-0		0-0-0
RPI S	Opponent	Score	RPI S	Opponent	Score	RPI S	Opponent	Score	RPI S	Opponent	Score
2 A	Vanderbilt	2 3	26 H	Ole Miss	3 4	51 H	Louisiana Tech	7 12	108 H	Northwestern St.	7 10
2 A	Vanderbilt	2 12	26 H	Ole Miss	5 3	51 H	Louisiana Tech	11 0	108 H	Northwestern St.	19 2
2 A	Vanderbilt	14 12	26 H	Ole Miss	5 10	51 H	Louisiana Tech	4 2	125 H	Memphis	10 3
4 H	Mississippi St.	10 2	30 H	Missouri	3 2	60 A	Texas	11 4	136 A	Missouri St.	8 2
4 H	Mississippi St.	5 3	30 H	Missouri	2 0	60 A	Texas	6 7	156 H	Stony Brook	4 3
4 H	Mississippi St.	12 5	30 H	Missouri	4 3	91 H	Little Rock	7 17	156 H	Stony Brook	15 7
12 H	Tennessee	15 3	40 A	Alabama	0 10	92 A	Southern California	4 6	156 H	Stony Brook	3 1
12 H	Tennessee	4 3	40 A	Alabama	12 3	92 A	Southern California	8 6	177 H	Eastern Ill.	12 3
12 H	Tennessee	11 9	40 A	Alabama	10 2	92 A	Southern California	6 3	177 H	Eastern Ill.	15 7
14 A	Texas A&M	7 3	49 A	Kentucky	5 2				177 H	Eastern Ill.	3 2
14 A	Texas A&M	1 6	49 A	Kentucky	9 1				204 H	Oral Roberts	15 8
14 A	Texas A&M	2 6	49 A	Kentucky	3 4				213 H	Charlotte	9 2
17 A	Auburn	8 0							230 H	Grambling	17 3
17 A	Auburn	9 6							245 H	Western Ill.	11 1
17 A	Auburn	3 6							245 H	Western Ill.	8 0
20 H	LSU	2 3							292 H	Ark.-Pine Bluff	16 4
20 H	LSU	11 6									
20 H	LSU	14 4									
LAST 10 GAMES											
14 A	Texas A&M	1 6	20 H	LSU	14 4						
14 A	Texas A&M	2 6	49 A	Kentucky	3 4						
14 A	Texas A&M	7 3	49 A	Kentucky	9 1						
20 H	LSU	2 3	49 A	Kentucky	5 2						
20 H	LSU	11 6	230 H	Grambling	17 3						

Non-Div. I Games:

Arkansas

Average RPI Win:		102	WON-LOST RECORD		WINNING PCT. RANK		LAST 10 GAMES		STRENGTH OF SCHEDULE		OPP. STRENGTH OF SCHEDULE		TEAM RPI		ADJ RPI		CONF. RPI		ADJ CONF. RPI					
DIV. I ONLY			43-13-0		.76786		7		6-4-0		25		31		7		.6055		7		3		3	
DIV. I NON-CONF.			22-4-0		.84615		8		1-1-0		111		118		19		.58535		19		4		4	
TOTALS		RPI 1-25		RPI 26-50				W-L RECORDS				RPI 51-100				RPI 101-150				RPI 150+				
43-13-0		7-6-0		10-4-0				OVERALL				11-3-0				2-0-0				13-0-0				
27-7-0		3-4-0		3-0-0				HOME				8-3-0				1-0-0				12-0-0				
15-4-0		3-0-0		7-4-0				AWAY				3-0-0				1-0-0				1-0-0				
1-2-0		1-2-0		0-0-0				NEUTRAL				0-0-0				0-0-0				0-0-0				
22-4-0		1-3-0		5-0-0				NON-CONFERENCE				1-1-0				2-0-0				13-0-0				
17-2-0		0-1-0		3-0-0				HOME				1-1-0				1-0-0				12-0-0				
4-0-0		0-0-0		2-0-				AWAY				0-0-0				1-0-0				1-0-0				
1-2-0		1-2-0		0-0-0				NEUTRAL				0-0-0				0-0-0				0-0-0				
21-9-0		6-3-0		5-4-0				CONFERENCE				10-2-0				0-0-0				0-0-0				
10-5-0		3-3-0		0-0-0				HOME				7-2-0				0-0-0				0-0-0				
11-4-0		3-0-0		5-4-0				AWAY				3-0-0				0-0-0				0-0-0				
0-0-0		0-0-0		0-0-0				NEUTRAL				0-0-0				0-0-0				0-0-0				
RPI	S	Opponent		Score		RPI	S	Opponent		Score		RPI	S	Opponent		Score		RPI	S	Opponent		Score		
2	H	Vanderbilt		2	6	26	H	Ole Miss		4	3	54	H	Wake Forest		6	1	110	A	Cincinnati		12	0	
10	H	Georgia Tech		1	3	26	H	Ole Miss		10	8	54	H	Wake Forest		5	4	141	H	Miami (OH)		6	1	
10	H	Georgia Tech		0	4	31	A	Indiana		8	7	54	H	Wake Forest		10	7	154	H	James Madison		11	1	
10	H	Georgia Tech		5	4	41	A	Virginia		15	7	55	H	Florida St.		3	14	154	H	James Madison		5	0	
18	H	Miami (FL)		7	5	41	A	Virginia		6	12	55	H	Florida St.		14	1	154	H	James Madison		1	0	
18	H	Miami (FL)		9	6	41	A	Virginia		2	10	55	H	Florida St.		11	0	160	H	Western Ky.		11	4	
18	H	Miami (FL)		11	16	43	A	Clemson		1	5	58	H	Boston College		11	4	199	A	Eastern Ky.		12	8	
19	A	NC State		14	2	43	A	Clemson		7	4	58	H	Boston College		4	6	199	H	Eastern Ky.		5	1	
19	A	NC State		6	3	43	A	Clemson		3	6	58	H	Boston College		4	0	225	H	Brown		13	2	
19	A	NC State		14	10	44	A	Duke		8	6	70	H	Xavier		4	5	225	H	Brown		7	0	
25	N	UConn		2	3	44	A	Duke		8	3	90	H	Morehead St.		10	9	225	H	Brown		5	4	
25	N	UConn		12	2	44	A	Duke		2	1	99	A	Notre Dame		8	2	279	H	Northern Ky.		11	2	
25	N	UConn		3	8	49	A	Kentucky		18	6	99	A	Notre Dame		3	1	290	H	Alabama A&M		14	3	
						49	H	Kentucky		8	3	99	A	Notre Dame		2	0	290	H	Alabama A&M		32	1	
																		290	H	Alabama A&M		15	3	
LAST 10 GAMES																								
						55	H	Florida St.		11	0	41	A	Virginia		2	10							
						55	H	Florida St.		3	14	41	A	Virginia		15	7							
						55	H	Florida St.		14	1	2	H	Vanderbilt		2	6							
						31	A	Indiana		8	7	99	A	Notre Dame		8	2							
						41	A	Virginia		6	12	99	A	Notre Dame		3	1							

Non-Div. I Games:

Louisville

Average RPI Win: 63		WON-LOST RECORD		WINNING PCT. RANK		LAST 10 GAMES		STRENGTH OF SCHEDULE		OPP. STRENGTH OF SCHEDULE		TEAM RPI		ADJ RPI		CONF. RPI		ADJ CONF. RPI	
DIV. I ONLY		32-17-0		.65306 45		7-3-0		1		26		8		.602 8		2		2	
DIV. I NON-CONF.		17-8-0		.68 55		3-0-0		2		37		4		.60714 4		2		2	
TOTALS		RPI 1-25		RPI 26-50		W-L RECORDS		RPI 51-100		RPI 101-150		RPI 150+							
32-17-0		5-7-0		6-1-0		OVERALL		18-7-0		3-2-0		0-0-0							
19-7-0		2-2-0		3-0-0		HOME		13-4-0		1-1-0		0-0-0							
11-9-0		3-5-0		1-0-0		AWAY		5-3-0		2-1-0		0-0-0							
2-1-0		0-0-0		2-1-0		NEUTRAL		0-0-0		0-0-0		0-0-0							
17-8-0		4-2-0		1-0-0		NON-CONFERENCE		9-4-0		3-2-0		0-0-0							
9-5-0		1-0-0		0-0-0		HOME		7-4-0		1-1-0		0-0-0							
7-3-0		3-2-0		0-0-		AWAY		2-0-0		2-1-0		0-0-0							
1-0-0		0-0-0		1-0-0		NEUTRAL		0-0-0		0-0-0		0-0-0							
15-9-0		1-5-0		5-1-0		CONFERENCE		9-3-0		0-0-0		0-0-0							
10-2-0		1-2-0		3-0-0		HOME		6-0-0		0-0-0		0-0-0							
4-6-0		0-3-0		1-0-0		AWAY		3-3-0		0-0-0		0-0-0							
1-1-0		0-0-0		1-1-0		NEUTRAL		0-0-0		0-0-0		0-0-0							
RPI	S	Opponent		Score		RPI	S	Opponent		Score		RPI	S	Opponent		Score			
1	A	UCLA		3	6	27	H	Baylor		16	4	60	H	Texas		15	0		
9	A	Texas Tech		2	5	27	H	Baylor		5	4	60	H	Texas		11	10		
9	A	Texas Tech		2	10	36	A	Oklahoma		10	7	60	H	Texas		10	2		
9	A	Texas Tech		4	12	36	H	Oklahoma		6	5	61	A	Kansas		27	6		
13	A	Oregon St.		8	7	36	N	Oklahoma		5	1	61	A	Kansas		6	7		
13	A	Oregon St.		1	0	36	N	Oklahoma		2	3	61	A	Kansas		4	5		
13	A	Oregon St.		5	2	46	N	Michigan		3	2	74	A	TCU		9	8		
15	H	West Virginia		1	11							74	A	TCU		7	6		
15	H	West Virginia		9	5							74	A	TCU		4	7		
15	H	West Virginia		2	4							78	H	Wright St.		4	5		
24	A	DBU		5	7							78	H	Wright St.		17	5		
24	H	DBU		6	3							78	H	Wright St.		4	0		
												79	H	Southeastern La.		3	5		
												79	H	Southeastern La.		9	0		
												79	H	Southeastern La.		5	1		
												82	A	Wichita St.		1	0		
												82	H	Wichita St.		10	7		
												85	H	Kansas St.		11	4		
												85	H	Kansas St.		8	4		
												85	H	Kansas St.		5	4		
				LAST 10 GAMES															
				27 H Baylor															
				27 H Baylor															
				36 A Oklahoma															
				36 N Oklahoma															
				36 N Oklahoma															

Non-Div. I Games:

Oklahoma St.

Average RPI Win: 69		WON-LOST RECORD		WINNING PCT. RANK		LAST 10 GAMES		STRENGTH OF SCHEDULE		OPP. STRENGTH OF SCHEDULE		TEAM RPI		ADJ RPI		CONF. RPI		ADJ CONF. RPI					
DIV. I ONLY		36-15-0		.70588 16		8-2-0		12		15		9		.59884 9		2		2					
DIV. I NON-CONF.		20-7-0		.74074 32		2-1-0		27		14		15		.59025 15		2		2					
TOTALS		RPI 1-25		RPI 26-50		W-L RECORDS		RPI 51-100		RPI 101-150		RPI 150+											
36-15-0		4-3-0		11-3-0		OVERALL		14-6-0		3-1-0		4-2-0											
25-6-0		3-0-0		8-1-0		HOME		9-3-0		2-1-0		3-1-0											
10-7-0		1-2-0		3-1-0		AWAY		5-3-0		0-0-0		1-1-0											
1-2-0		0-1-0		0-1-0		NEUTRAL		0-0-0		1-0-0		0-0-0											
20-7-0		0-1-0		6-2-0		NON-CONFERENCE		7-1-0		3-1-0		4-2-0											
16-3-0		0-0-0		6-0-0		HOME		5-1-0		2-1-0		3-1-0											
3-2-0		0-0-0		0-0-		AWAY		2-0-0		0-0-0		1-1-0											
1-2-0		0-1-0		0-1-0		NEUTRAL		0-0-0		1-0-0		0-0-0											
16-8-0		4-2-0		5-1-0		CONFERENCE		7-5-0		0-0-0		0-0-0											
9-3-0		3-0-0		2-1-0		HOME		4-2-0		0-0-0		0-0-0											
7-5-0		1-2-0		3-0-0		AWAY		3-3-0		0-0-0		0-0-0											
0-0-0		0-0-0		0-0-0		NEUTRAL		0-0-0		0-0-0		0-0-0											
RPI	S	Opponent		Score		RPI	S	Opponent		Score		RPI	S	Opponent		Score		RPI	S	Opponent		Score	
4	N	Mississippi St.		2	4	27	H	Baylor		3	2	59	H	Oregon		4	9	103	H	UTRGV		19	11
8	H	Oklahoma St.		10	2	27	H	Baylor		10	11	59	H	Oregon		12	11	103	H	UTRGV		3	6
8	H	Oklahoma St.		12	4	27	H	Baylor		13	3	59	H	Oregon		6	4	104	H	New Mexico St.		7	0
8	H	Oklahoma St.		5	2	35	N	Nebraska		1	2	60	A	Texas		3	0	104	N	New Mexico St.		10	5
15	A	West Virginia		3	4	36	A	Oklahoma		7	3	60	A	Texas		3	4	165	A	New Mexico		15	6
15	A	West Virginia		0	2	36	A	Oklahoma		10	6	60	A	Texas		3	4	165	A	New Mexico		9	12
15	A	West Virginia		3	0	36	A	Oklahoma		8	4	61	H	Kansas		5	4	165	H	New Mexico		6	4
						44	A	Duke		6	13	61	H	Kansas		9	13	172	H	FIU		9	6
						46	H	Michigan		10	3	61	H	Kansas		19	4	201	H	Stetson		5	4
						46	H	Michigan		11	2	67	A	San Diego St.		12	9	201	H	Stetson		5	7
						46	H	Michigan		8	5	67	A	San Diego St.		5	1						
						49	H	Kentucky		10	7	74	H	TCU		1	3						
						49	H	Kentucky		7	4	74	H	TCU		8	4						
						49	H	Kentucky		19	4	74	H	TCU		7	2						
												82	H	Wichita St.		15	10						
												82	H	Wichita St.		12	2						
												82	H	Wichita St.		15	4						
												85	A	Kansas St.		4	3						
												85	A	Kansas St.		11	4						
												85	A	Kansas St.		4	5						
LAST 10 GAMES																							
						74	H	TCU		8	4	36	A	Oklahoma		7	3						
						74	H	TCU		7	2	36	A	Oklahoma		10	6						
						74	H	TCU		1	3	103	H	UTRGV		19	11						
						172	H	FIU		9	6	103	H	UTRGV		3	6						
						36	A	Oklahoma		8	4	8	H	Oklahoma St.		5	2						

Non-Div. I Games:

Texas Tech

Average RPI Win: 90		WON-LOST	WINNING	LAST 10	STRENGTH OF		OPP. STRENGTH	TEAM	ADJ	CONF.	ADJ CONF.
Average RPI Loss: 56		RECORD	PCT. RANK	GAMES	SCHEDULE		OF SCHEDULE	RPI	RPI	RPI	RPI
DIV. I ONLY		38-16-0	.7037	20	17		10	10	.59778	10	3
DIV. I NON-CONF.		19-5-0	.79167	17	22		8	7	.60436	7	4
TOTALS		RPI 1-25	RPI 26-50		W-L RECORDS		RPI 51-100		RPI 101-150		RPI 150+
38-16-0		11-7-0	6-3-0		OVERALL		7-3-0		4-1-0		10-2-0
24-9-0		6-3-0	4-2-0		HOME		3-1-0		3-1-0		8-2-0
13-7-0		4-4-0	2-1-0		AWAY		4-2-0		1-0-0		2-0-0
1-0-0		1-0-0	0-0-0		NEUTRAL		0-0-0		0-0-0		0-0-0
19-5-0		6-3-0	0-0-0		NON-CONFERENCE		1-0-0		4-1-0		8-1-0
14-4-0		4-2-0	0-0-0		HOME		1-0-0		3-1-0		6-1-0
4-1-0		1-1-0	0-0-		AWAY		0-0-0		1-0-0		2-0-0
1-0-0		1-0-0	0-0-0		NEUTRAL		0-0-0		0-0-0		0-0-0
19-11-0		5-4-0	6-3-0		CONFERENCE		6-3-0		0-0-0		2-1-0
10-5-0		2-1-0	4-2-0		HOME		2-1-0		0-0-0		2-1-0
9-6-0		3-3-0	2-1-0		AWAY		4-2-0		0-0-0		0-0-0
0-0-0		0-0-0	0-0-0		NEUTRAL		0-0-0		0-0-0		0-0-0
RPI S	Opponent	Score	RPI S	Opponent	Score	RPI S	Opponent	Score	RPI S	Opponent	Score
1 H	UCLA	4 3	41 H	Virginia	8 9	58 A	Boston College	2 9	121 H	Northwestern	12 1
1 H	UCLA	2 8	41 H	Virginia	7 3	58 A	Boston College	7 0	121 H	Northwestern	9 2
1 H	UCLA	0 6	41 H	Virginia	6 5	58 A	Boston College	9 1	121 H	Northwestern	1 5
3 A	Georgia	2 12	43 H	Clemson	8 7	66 A	Virginia Tech	7 5	145 A	Mercer	14 8
3 H	Georgia	11 2	43 H	Clemson	13 8	66 A	Virginia Tech	2 3	145 H	Mercer	7 1
3 N	Georgia	8 6	43 H	Clemson	7 11	66 A	Virginia Tech	4 3	169 H	Richmond	1 7
7 A	Louisville	4 0	44 A	Duke	14 10	75 H	Ga. Southern	7 6	174 A	Kennesaw St.	10 7
7 A	Louisville	4 5	44 A	Duke	15 3	99 H	Notre Dame	8 7	174 H	Kennesaw St.	9 1
7 A	Louisville	3 1	44 A	Duke	4 10	99 H	Notre Dame	11 2	187 H	Pittsburgh	12 7
15 H	West Virginia	5 4				99 H	Notre Dame	6 9	187 H	Pittsburgh	2 0
17 A	Auburn	9 3							187 H	Pittsburgh	3 9
17 H	Auburn	11 6							198 H	Western Caro.	16 3
18 A	Miami (FL)	5 6							198 H	Western Caro.	25 4
18 A	Miami (FL)	6 9							198 H	Western Caro.	14 1
18 A	Miami (FL)	5 4							217 H	UIC	6 3
21 H	North Carolina	10 5							232 A	Georgia St.	10 0
21 H	North Carolina	4 11							232 H	Georgia St.	7 3
21 H	North Carolina	11 10									
LAST 10 GAMES											
	187 H	Pittsburgh	3 9		44 A	Duke	15 3				
	187 H	Pittsburgh	2 0		44 A	Duke	14 10				
	187 H	Pittsburgh	12 7		198 H	Western Caro.	14 1				
	145 H	Mercer	7 1		198 H	Western Caro.	16 3				
	44 A	Duke	4 10		198 H	Western Caro.	25 4				

Non-Div. I Games:

Georgia Tech

Average RPI Win:	150	WON-LOST RECORD	WINNING PCT. RANK	LAST 10 GAMES	STRENGTH OF SCHEDULE	OPP. STRENGTH OF SCHEDULE	TEAM RPI	ADJ RPI	CONF. RPI	ADJ CONF. RPI		
DIV. I ONLY		44-7-0	.86275	1	10-0-0	181	97	11	.59312	11	14	14
DIV. I NON-CONF.		26-4-0	.86667	7	2-0-0	119	38	5	.60686	5	12	12
<hr/>												
TOTALS	RPI 1-25	RPI 26-50			W-L RECORDS		RPI 51-100		RPI 101-150		RPI 150+	
44-7-0	0-0-0	3-0-0			OVERALL		11-2-0		9-3-0		21-2-0	
26-1-0	0-0-0	3-0-0			HOME		4-0-0		6-1-0		13-0-0	
18-6-0	0-0-0	0-0-0			AWAY		7-2-0		3-2-0		8-2-0	
0-0-0	0-0-0	0-0-0			NEUTRAL		0-0-0		0-0-0		0-0-0	
<hr/>												
26-4-0	0-0-0	0-0-0			NON-CONFERENCE		11-2-0		7-2-0		8-0-0	
17-1-0	0-0-0	0-0-0			HOME		4-0-0		6-1-0		7-0-0	
9-3-0	0-0-0	0-0-			AWAY		7-2-0		1-1-0		1-0-0	
0-0-0	0-0-0	0-0-0			NEUTRAL		0-0-0		0-0-0		0-0-0	
<hr/>												
18-3-0	0-0-0	3-0-0			CONFERENCE		0-0-0		2-1-0		13-2-0	
9-0-0	0-0-0	3-0-0			HOME		0-0-0		0-0-0		6-0-0	
9-3-0	0-0-0	0-0-0			AWAY		0-0-0		2-1-0		7-2-0	
0-0-0	0-0-0	0-0-0			NEUTRAL		0-0-0		0-0-0		0-0-0	
<hr/>												
RPI S	Opponent	Score	RPI S	Opponent	Score	RPI S	Opponent	Score	RPI S	Opponent	Score	
			50 H UC Irvine	4 1	62 A Pepperdine	8 2	112 A Cal St. Fullerton	7 6				
			50 H UC Irvine	3 2	62 A Pepperdine	5 3	112 A Cal St. Fullerton	7 9				
			50 H UC Irvine	10 1	62 H Pepperdine	3 2	112 A Cal St. Fullerton	8 7				
					62 H Pepperdine	9 4	116 H Nevada	2 1				
					68 A Saint Mary's (CA)	6 7	120 H California Baptist	8 2				
					68 H Saint Mary's (CA)	6 3	120 H California Baptist	7 1				
					88 A Tulane	8 7	120 H California Baptist	1 5				
					88 A Tulane	7 4	129 A UNLV	13 2				
					88 A Tulane	16 6	129 A UNLV	8 9				
					92 A Southern California	2 1	136 H Missouri St.	11 1				
					92 H Southern California	10 4	136 H Missouri St.	7 3				
					94 A LMU (CA)	7 2	136 H Missouri St.	5 3				
					94 A LMU (CA)	7 9	171 H SFA	7 0				
							171 H SFA	14 12				
							171 H SFA	3 2				
							188 A CSUN	5 3				
							188 A CSUN	4 2				
							188 A CSUN	16 7				
							214 H Hartford	6 4				
							214 H Hartford	10 5				
							214 H Hartford	14 0				
			LAST 10 GAMES				219 A UC Riverside	15 4				
			221 A Hawaii	6 3	238 H Long Beach St.	13 1	219 A UC Riverside	2 7				
			221 A Hawaii	11 1	238 H Long Beach St.	8 2	219 A UC Riverside	4 9				
			221 A Hawaii	8 2	68 H Saint Mary's (CA)	6 3	221 A Hawaii	11 1				
			62 H Pepperdine	9 4	188 A CSUN	5 3	221 A Hawaii	8 2				
			238 H Long Beach St.	8 4	188 A CSUN	4 2	221 A Hawaii	6 3				

Non-Div. I Games:

UC Santa Barbara

RPI	S	Opponent	Score	
228	H	UC Davis	7	0
228	H	UC Davis	9	8
228	H	UC Davis	4	3
229	A	CSU Bakersfield	4	1
229	H	CSU Bakersfield	6	4
238	H	Long Beach St.	8	4
238	H	Long Beach St.	13	1
238	H	Long Beach St.	8	2

UC Santa Barbara

U
C
S
a
n
t
a
B
a
r
b
a
r
a

U
C
S
a
n
t
a
B
a
r
b
a
r
a

Average RPI Win:		101	WON-LOST		WINNING		LAST 10		STRENGTH OF		OPP. STRENGTH		TEAM		ADJ		CONF.		ADJ CONF.				
Average RPI Loss:		25	RECORD		PCT. RANK		GAMES		SCHEDULE		OF SCHEDULE		RPI		RPI		RPI		RPI				
DIV. I ONLY			38-19-0		.66667		37		6-4-0		5		16		12		.5929		12				
DIV. I NON-CONF.			24-2-0		.92308		2		2-0-0		67		169		2		.61505		2				
TOTALS		RPI 1-25		RPI 26-50		W-L RECORDS		RPI 51-100		RPI 101-150		RPI 150+											
38-19-0		4-12-0		13-5-0		OVERALL		4-1-0		6-1-0		11-0-0											
27-9-0		3-3-0		8-4-0		HOME		4-1-0		2-1-0		10-0-0											
7-9-0		1-8-0		5-1-0		AWAY		0-0-0		1-0-0		0-0-0											
4-1-0		0-1-0		0-0-0		NEUTRAL		0-0-0		3-0-0		1-0-0											
24-2-0		0-0-0		5-1-0		NON-CONFERENCE		2-0-0		6-1-0		11-0-0											
19-2-0		0-0-0		5-1-0		HOME		2-0-0		2-1-0		10-0-0											
1-0-0		0-0-0		0-0-		AWAY		0-0-0		1-0-0		0-0-0											
4-0-0		0-0-0		0-0-0		NEUTRAL		0-0-0		3-0-0		1-0-0											
14-17-0		4-12-0		8-4-0		CONFERENCE		2-1-0		0-0-0		0-0-0											
8-7-0		3-3-0		3-3-0		HOME		2-1-0		0-0-0		0-0-0											
6-9-0		1-8-0		5-1-0		AWAY		0-0-0		0-0-0		0-0-0											
0-1-0		0-1-0		0-0-0		NEUTRAL		0-0-0		0-0-0		0-0-0											
RPI	S	Opponent		Score		RPI	S	Opponent		Score		RPI	S	Opponent		Score							
2	A	Vanderbilt		4	10	26	H	Ole Miss		7	0	52	H	Liberty		7	1	106	N	Troy		11	2
2	A	Vanderbilt		7	6	26	H	Ole Miss		7	5	77	H	South Carolina		15	5	111	N	North Florida		10	2
2	A	Vanderbilt		2	4	26	H	Ole Miss		4	5	77	H	South Carolina		2	3	126	H	Austin Peay		9	4
3	H	Georgia		2	0	28	A	Florida		9	10	77	H	South Carolina		6	3	134	H	Gardner-Webb		5	0
3	H	Georgia		3	0	28	A	Florida		5	4	90	H	Morehead St.		3	1	137	N	La.-Monroe		7	2
3	H	Georgia		1	7	28	A	Florida		8	7							150	A	ETSU		5	1
4	H	Mississippi St.		3	6	30	H	Missouri		8	10							150	H	ETSU		5	6
4	H	Mississippi St.		5	7	30	H	Missouri		11	5							155	H	Lipscomb		11	2
4	H	Mississippi St.		2	1	30	H	Missouri		2	6							160	N	Western Ky.		6	3
6	A	Arkansas		3	4	31	H	Indiana		5	3							185	H	Appalachian St.		2	0
6	A	Arkansas		3	15	31	H	Indiana		5	1							185	H	Appalachian St.		3	0
6	A	Arkansas		9	11	31	H	Indiana		11	0							185	H	Appalachian St.		6	0
17	A	Auburn		0	2	38	H	Fresno St.		7	10							202	H	Belmont		6	2
17	A	Auburn		2	5	38	H	Fresno St.		13	9							223	H	Middle Tenn.		2	0
17	A	Auburn		3	5	38	H	Fresno St.		8	3							237	H	Tennessee Tech		15	10
17	N	Auburn		3	5	49	A	Kentucky		16	1							258	H	UNC Asheville		8	4
						49	A	Kentucky		4	2							258	H	UNC Asheville		7	2
						49	A	Kentucky		8	2							279	H	Northern Ky.		18	0
						LAST 10 GAMES																	
						17	N	Auburn		3	5	28	A	Florida		5	4						
						26	H	Ole Miss		4	5	28	A	Florida		8	7						
						26	H	Ole Miss		7	5	28	A	Florida		9	10						
						26	H	Ole Miss		7	0	126	H	Austin Peay		9	4						
						237	H	Tennessee Tech		15	10	30	H	Missouri		8	10						

Non-Div. I Games:

Tennessee

Average RPI Win: 79		WON-LOST	WINNING	LAST 10	STRENGTH OF		OPP. STRENGTH	TEAM	ADJ	CONF.	ADJ CONF.
Average RPI Loss: 49		RECORD	PCT. RANK	GAMES	SCHEDULE		OF SCHEDULE	RPI	RPI	RPI	RPI
DIV. I ONLY		35-16-1	.68269	30	21		13	13	.59282	13	4
DIV. I NON-CONF.		14-9-1	.60417	94	12		3	43	.56679	43	3
TOTALS		RPI 1-25	RPI 26-50		W-L RECORDS		RPI 51-100		RPI 101-150		RPI 150+
35-16-1		4-7-0	12-2-0		OVERALL		10-4-1		0-2-0		9-1-0
16-8-0		2-4-0	5-1-0		HOME		2-3-0		0-0-0		7-0-0
9-7-0		2-3-0	2-1-0		AWAY		5-1-0		0-2-0		0-0-0
10-1-1		0-0-0	5-0-0		NEUTRAL		3-0-1		0-0-0		2-1-0
14-9-1		2-4-0	5-0-0		NON-CONFERENCE		4-2-1		0-2-0		3-1-0
4-6-0		2-4-0	0-0-0		HOME		1-2-0		0-0-0		1-0-0
0-2-0		0-0-0	0-0-0		AWAY		0-0-0		0-2-0		0-0-0
10-1-1		0-0-0	5-0-0		NEUTRAL		3-0-1		0-0-0		2-1-0
21-7-0		2-3-0	7-2-0		CONFERENCE		6-2-0		0-0-0		6-0-0
12-2-0		0-0-0	5-1-0		HOME		1-1-0		0-0-0		6-0-0
9-5-0		2-3-0	2-1-0		AWAY		5-1-0		0-0-0		0-0-0
0-0-0		0-0-0	0-0-0		NEUTRAL		0-0-0		0-0-0		0-0-0
RPI S	Opponent	Score	RPI S	Opponent	Score	RPI S	Opponent	Score	RPI S	Opponent	Score
1 A	UCLA	7 9	31 N	Indiana	8 3	57 A	Washington	4 3	116 A	Nevada	7 8
1 A	UCLA	7 3	33 A	Arizona St.	4 3	57 A	Washington	10 7	116 A	Nevada	6 7
1 A	UCLA	0 8	33 A	Arizona St.	6 4	57 A	Washington	1 0	164 H	Portland	4 3
8 H	Oklahoma St.	7 8	33 A	Arizona St.	1 4	59 A	Oregon	8 5	164 N	Portland	1 5
8 H	Oklahoma St.	0 1	34 H	California	3 2	59 A	Oregon	2 3	165 N	New Mexico	5 0
8 H	Oklahoma St.	2 5	34 H	California	10 5	59 A	Oregon	4 1	165 N	New Mexico	6 5
15 H	West Virginia	0 2	34 H	California	2 3	59 H	Oregon	8 12	173 H	Utah	3 2
15 H	West Virginia	4 2	35 N	Nebraska	17 1	59 H	Oregon	7 6	173 H	Utah	11 0
15 H	West Virginia	9 2	35 N	Nebraska	5 3	65 N	Minnesota	2 1	173 H	Utah	6 2
16 A	Stanford	5 8	35 N	Nebraska	8 2	65 N	Minnesota	13 1	214 H	Washington St.	2 0
16 A	Stanford	5 2	35 N	Nebraska	8 3	67 H	San Diego St.	3 4	214 H	Washington St.	4 3
			47 H	Arizona	15 3	67 H	San Diego St.	8 1	214 H	Washington St.	18 4
			47 H	Arizona	9 3	73 H	Gonzaga	3 6			
			47 H	Arizona	8 4	73 N	Gonzaga	9 3			
						76 N	Coastal Caro.	4 4			
LAST 10 GAMES											
	16 A Stanford	5 2		59 A Oregon	4 1						
	16 A Stanford	5 8		8 H Oklahoma St.	7 8						
	164 H Portland	4 3		8 H Oklahoma St.	2 5						
	59 A Oregon	2 3		8 H Oklahoma St.	0 1						
	59 A Oregon	8 5		73 H Gonzaga	3 6						

Non-Div. I Games:

Oregon St.

Average RPI Win:	90	WON-LOST RECORD	WINNING PCT. RANK	LAST 10 GAMES	STRENGTH OF SCHEDULE	OPP. STRENGTH OF SCHEDULE	TEAM RPI	ADJ RPI	CONF. RPI	ADJ CONF. RPI					
DIV. I ONLY		37-19-1	.65789	41	6-4-0	6	18	14	.5921	14	1	1			
DIV. I NON-CONF.		20-6-0	.76923	20	0	51	175	28	.57731	28	1	1			
<hr/>															
TOTALS	RPI 1-25	RPI 26-50		W-L RECORDS		RPI 51-100		RPI 101-150		RPI 150+					
37-19-1	8-8-0	9-7-1		OVERALL		8-2-0		1-1-0		11-1-0					
23-10-1	7-5-0	1-2-1		HOME		3-1-0		1-1-0		11-1-0					
10-9-0	1-3-0	5-5-0		AWAY		4-1-0		0-0-0		0-0-0					
4-0-0	0-0-0	3-0-0		NEUTRAL		1-0-0		0-0-0		0-0-0					
20-6-0	0-1-0	2-2-0		NON-CONFERENCE		6-1-0		1-1-0		11-1-0					
15-4-0	0-0-0	0-1-0		HOME		3-1-0		1-1-0		11-1-0					
2-2-0	0-1-0	0-0-		AWAY		2-0-0		0-0-0		0-0-0					
3-0-0	0-0-0	2-0-0		NEUTRAL		1-0-0		0-0-0		0-0-0					
17-13-1	8-7-0	7-5-1		CONFERENCE		2-1-0		0-0-0		0-0-0					
8-6-1	7-5-0	1-1-1		HOME		0-0-0		0-0-0		0-0-0					
8-7-0	1-2-0	5-4-0		AWAY		2-1-0		0-0-0		0-0-0					
1-0-0	0-0-0	1-0-0		NEUTRAL		0-0-0		0-0-0		0-0-0					
RPI	S	Opponent	Score	RPI	S	Opponent	Score	RPI	S	Opponent	Score	RPI	S	Opponent	Score
2	H	Vanderbilt	4 7	26	A	Ole Miss	4 5	60	A	Texas	9 6	109	H	Incarnate Word	5 6
2	H	Vanderbilt	8 7	26	A	Ole Miss	2 3	63	A	Sam Houston St.	15 5	143	H	Rice	8 3
2	H	Vanderbilt	7 0	26	A	Ole Miss	3 13	73	H	Gonzaga	14 2	160	H	A&M-Corpus Christi	12 2
4	H	Mississippi St.	0 4	27	N	Baylor	5 2	73	H	Gonzaga	4 6	162	H	Fordham	3 1
4	H	Mississippi St.	1 0	28	N	Florida	8 7	73	H	Gonzaga	3 1	162	H	Fordham	4 0
4	H	Mississippi St.	3 4	30	H	Missouri	7 3	74	N	TCU	1 0	162	H	Fordham	19 6
6	H	Arkansas	6 1	30	H	Missouri	2 2	77	A	South Carolina	6 3	171	H	SFA	5 3
6	H	Arkansas	3 7	30	H	Missouri	2 3	77	A	South Carolina	2 3	197	H	Abilene Christian	9 3
6	H	Arkansas	6 2	40	A	Alabama	1 2	77	A	South Carolina	8 2	210	H	Lamar University	10 7
17	H	Auburn	0 7	40	A	Alabama	6 5	86	H	UT Arlington	10 5	217	H	UIC	2 7
17	H	Auburn	4 0	40	A	Alabama	3 2					217	H	UIC	3 1
17	H	Auburn	4 1	42	A	Houston	1 4					217	H	UIC	4 0
20	A	LSU	6 4	42	N	Houston	3 2					220	H	Houston Baptist	12 5
20	A	LSU	3 9	45	H	Texas St.	3 5					293	H	Prairie View	9 1
20	A	LSU	1 2	49	A	Kentucky	17 5								
24	A	DBU	4 5	49	A	Kentucky	9 3								
				49	A	Kentucky	5 3								
LAST 10 GAMES															
				28	N	Florida	8 7	40	A	Alabama	1 2				
				6	H	Arkansas	6 1	40	A	Alabama	3 2				
				6	H	Arkansas	6 2	4	H	Mississippi St.	3 4				
				6	H	Arkansas	3 7	4	H	Mississippi St.	1 0				
				40	A	Alabama	6 5	4	H	Mississippi St.	0 4				

Non-Div. I Games:

Texas A&M

Average RPI Win:		107	WON-LOST RECORD		WINNING PCT. RANK	LAST 10 GAMES		STRENGTH OF SCHEDULE		OPP. STRENGTH OF SCHEDULE	TEAM RPI	ADJ RPI	CONF. RPI	ADJ CONF. RPI			
Average RPI Loss:		53															
DIV. I ONLY			34-18-0		.65385	44		7-3-0		28	35	15	.59017	15	2	2	
DIV. I NON-CONF.			21-7-0		.75	26		4-0-0		58	114	9	.60422	9	2	2	
TOTALS		RPI 1-25		RPI 26-50		W-L RECORDS		RPI 51-100		RPI 101-150		RPI 150+					
34-18-0		5-5-0		2-4-0		OVERALL		14-8-0		3-0-0		10-1-0					
17-5-0		2-1-0		2-1-0		HOME		3-3-0		3-0-0		7-0-0					
17-13-0		3-4-0		0-3-0		AWAY		11-5-0		0-0-0		3-1-0					
0-0-0		0-0-0		0-0-0		NEUTRAL		0-0-0		0-0-0		0-0-0					
21-7-0		1-3-0		0-0-0		NON-CONFERENCE		7-3-0		3-0-0		10-1-0					
10-0-0		0-0-0		0-0-0		HOME		0-0-0		3-0-0		7-0-0					
11-7-0		1-3-0		0-0-0		AWAY		7-3-0		0-0-0		3-1-0					
0-0-0		0-0-0		0-0-0		NEUTRAL		0-0-0		0-0-0		0-0-0					
13-11-0		4-2-0		2-4-0		CONFERENCE		7-5-0		0-0-0		0-0-0					
7-5-0		2-1-0		2-1-0		HOME		3-3-0		0-0-0		0-0-0					
6-6-0		2-1-0		0-3-0		AWAY		4-2-0		0-0-0		0-0-0					
0-0-0		0-0-0		0-0-0		NEUTRAL		0-0-0		0-0-0		0-0-0					
RPI	S	Opponent		Score		RPI	S	Opponent		Score		RPI	S	Opponent		Score	
8	A	Oklahoma St.		11	1	27	A	Baylor		5	6	60	A	Texas		9	8
8	A	Oklahoma St.		4	2	27	A	Baylor		0	12	60	A	Texas		3	2
8	A	Oklahoma St.		5	9	27	A	Baylor		4	10	60	A	Texas		2	10
9	H	Texas Tech		0	3	36	H	Oklahoma		1	2	61	H	Kansas		4	3
9	H	Texas Tech		2	0	36	H	Oklahoma		12	4	61	H	Kansas		1	0
9	H	Texas Tech		4	3	36	H	Oklahoma		5	1	61	H	Kansas		5	6
10	A	Georgia Tech		4	5							66	A	Virginia Tech		7	2
13	A	Oregon St.		2	0							72	A	Maryland		8	1
13	A	Oregon St.		2	4							74	H	TCU		1	6
13	A	Oregon St.		2	9							74	H	TCU		6	5
												74	H	TCU		5	14
												75	A	Ga. Southern		3	1
												75	A	Ga. Southern		5	1
												75	A	Ga. Southern		0	1
												84	A	William & Mary		4	6
												84	A	William & Mary		9	1
												84	A	William & Mary		12	2
												85	A	Kansas St.		6	0
												85	A	Kansas St.		6	8
												85	A	Kansas St.		7	4
LAST 10 GAMES																	

Non-Div. I Games:

West Virginia

RPI	S	Opponent	Score
90	A	Morehead St.	6 9
90	A	Morehead St.	9 3
85	A	Kansas St.	6 0
66	A	Virginia Tech	7 2
74	H	TCU	6 5
74	H	TCU	1 6
74	H	TCU	5 14

Average RPI Win: 106		WON-LOST RECORD		WINNING PCT. RANK		LAST 10 GAMES		STRENGTH OF SCHEDULE		OPP. STRENGTH OF SCHEDULE		TEAM RPI		ADJ RPI		CONF. RPI		ADJ CONF. RPI					
DIV. I ONLY		39-10-0		.79592		5		7-3-0		90		17		16		.58965		16		4		4	
DIV. I NON-CONF.		19-4-0		.82609		11		2-0-0		146		36		23		.58027		23		3		3	
TOTALS		RPI 1-25		RPI 26-50		W-L RECORDS		RPI 51-100		RPI 101-150		RPI 150+											
39-10-0		2-3-0		5-2-0		OVERALL		14-2-0		9-2-0		9-1-0											
21-7-0		2-3-0		3-1-0		HOME		7-1-0		4-1-0		5-1-0											
15-3-0		0-0-0		2-1-0		AWAY		5-1-0		4-1-0		4-0-0											
3-0-0		0-0-0		0-0-0		NEUTRAL		2-0-0		1-0-0		0-0-0											
19-4-0		0-0-0		1-0-0		NON-CONFERENCE		6-1-0		9-2-0		3-1-0											
11-3-0		0-0-0		1-0-0		HOME		4-1-0		4-1-0		2-1-0											
5-1-0		0-0-0		0-0-		AWAY		0-0-0		4-1-0		1-0-0											
3-0-0		0-0-0		0-0-0		NEUTRAL		2-0-0		1-0-0		0-0-0											
20-6-0		2-3-0		4-2-0		CONFERENCE		8-1-0		0-0-0		6-0-0											
10-4-0		2-3-0		2-1-0		HOME		3-0-0		0-0-0		3-0-0											
10-2-0		0-0-0		2-1-0		AWAY		5-1-0		0-0-0		3-0-0											
0-0-0		0-0-0		0-0-0		NEUTRAL		0-0-0		0-0-0		0-0-0											
RPI	S	Opponent		Score		RPI	S	Opponent		Score		RPI	S	Opponent		Score							
1	H	UCLA		3 2		34	A	California		2 18		57	H	Washington		6 1							
1	H	UCLA		5 11		34	A	California		10 7		57	H	Washington		3 2							
1	H	UCLA		7 10		34	A	California		5 2		57	H	Washington		8 2							
13	H	Oregon St.		8 5		38	H	Fresno St.		2 0		59	A	Oregon		20 5							
13	H	Oregon St.		2 5		47	H	Arizona		13 3		59	A	Oregon		5 4							
						47	H	Arizona		3 6		59	A	Oregon		10 0							
						47	H	Arizona		13 5		60	H	Texas		9 0							
												60	H	Texas		8 1							
												60	H	Texas		0 4							
												60	H	Texas		4 2							
												62	N	Pepperdine		6 1							
												73	H	Gonzaga		11 10							
												82	N	Wichita St.		5 4							
												92	A	Southern California		8 3							
												92	A	Southern California		7 4							
												92	A	Southern California		2 4							

Non-Div. I Games:

Stanford

Average RPI Win: 87		WON-LOST RECORD		WINNING PCT. RANK		LAST 10 GAMES		STRENGTH OF SCHEDULE		OPP. STRENGTH OF SCHEDULE		TEAM RPI		ADJ RPI		CONF. RPI		ADJ CONF. RPI									
DIV. I ONLY		33-23-0		.58929 76		5-5-0		2		3		17		.58648 17		1		1									
DIV. I NON-CONF.		18-6-0		.75 26		1-1-0		89		85		38		.56975 38		1		1									
TOTALS		RPI 1-25		RPI 26-50		W-L RECORDS		RPI 51-100		RPI 101-150		RPI 150+															
33-23-0		9-15-0		6-4-0		OVERALL		5-3-0		8-1-0		5-0-0															
22-10-0		5-5-0		4-2-0		HOME		2-2-0		6-1-0		5-0-0															
10-12-0		3-10-0		2-1-0		AWAY		3-1-0		2-0-0		0-0-0															
1-1-0		1-0-0		0-1-0		NEUTRAL		0-0-0		0-0-0		0-0-0															
18-6-0		0-2-0		2-1-0		NON-CONFERENCE		3-2-0		8-1-0		5-0-0															
13-4-0		0-1-0		0-0-0		HOME		2-2-0		6-1-0		5-0-0															
5-2-0		0-1-0		2-0-		AWAY		1-0-0		2-0-0		0-0-0															
0-0-0		0-0-0		0-0-0		NEUTRAL		0-0-0		0-0-0		0-0-0															
15-17-0		9-13-0		4-3-0		CONFERENCE		2-1-0		0-0-0		0-0-0															
9-6-0		5-4-0		4-2-0		HOME		0-0-0		0-0-0		0-0-0															
5-10-0		3-9-0		0-0-0		AWAY		2-1-0		0-0-0		0-0-0															
1-1-0		1-0-0		0-1-0		NEUTRAL		0-0-0		0-0-0		0-0-0															
RPI	S	Opponent		Score		RPI	S	Opponent		Score		RPI	S	Opponent		Score											
2	A	Vanderbilt		5	9	26	H	Ole Miss		7	4	75	H	Ga. Southern		11	2	105	A	South Alabama	6	2					
2	A	Vanderbilt		2	5	26	H	Ole Miss		6	5	75	H	Ga. Southern		5	7	110	H	Cincinnati	5	0					
2	A	Vanderbilt		6	12	26	H	Ole Miss		3	5	75	H	Ga. Southern		4	3	110	H	Cincinnati	9	5					
3	H	Georgia		2	11	40	H	Alabama		17	7	77	A	South Carolina		4	2	110	H	Cincinnati	5	0					
3	H	Georgia		8	10	40	H	Alabama		5	1	77	A	South Carolina		7	5	128	A	UAB	13	5					
3	H	Georgia		4	3	40	H	Alabama		6	7	77	A	South Carolina		0	4	128	H	UAB	4	6					
4	A	Mississippi St.		2	15	40	N	Alabama		3	6	100	A	Jacksonville St.		14	2	131	H	UTSA	5	0					
4	A	Mississippi St.		6	5	48	A	UCF		13	9	100	H	Jacksonville St.		6	11	131	H	UTSA	6	0					
4	A	Mississippi St.		15	20	48	A	UCF		1	6							131	H	UTSA	8	3					
6	H	Arkansas		6	3	48	A	UCF		4	1							191	H	UT Martin	15	9					
6	H	Arkansas		6	9													191	H	UT Martin	2	0					
6	H	Arkansas		0	8													242	H	North Ala.	8	7					
10	A	Georgia Tech		6	11													290	H	Alabama A&M	10	2					
10	H	Georgia Tech		3	9													290	H	Alabama A&M	10	1					
12	H	Tennessee		2	0																						
12	H	Tennessee		5	2																						
12	H	Tennessee		5	3																						
12	N	Tennessee		5	3																						
14	A	Texas A&M		0	4																						
14	A	Texas A&M		1	4																						
14	A	Texas A&M		7	0																						
20	A	LSU		1	5																						
20	A	LSU		1	7																						
20	A	LSU		5	4																						
						LAST 10 GAMES																					
						12 N Tennessee						5	3	3 H Georgia						8	10						
						20 A LSU						5	4	3 H Georgia						4	3						
						20 A LSU						1	5	3 H Georgia						2	11						
						20 A LSU						1	7	128 H UAB						4	6						
						242 H North Ala.						8	7	40 H Alabama						17	7						

Non-Div. I Games:

Auburn

Average RPI Win: 124		WON-LOST	WINNING	LAST 10	STRENGTH OF		OPP. STRENGTH	TEAM	ADJ	CONF.	ADJ CONF.
Average RPI Loss: 44		RECORD	PCT. RANK	GAMES	SCHEDULE		OF SCHEDULE	RPI	RPI	RPI	RPI
DIV. I ONLY		38-17-0	.69091	26	26		34	18	.58569	18	3
DIV. I NON-CONF.		20-5-0	.8	14	131		151	39	.56954	39	4
TOTALS		RPI 1-25	RPI 26-50		W-L RECORDS		RPI 51-100		RPI 101-150		RPI 150+
38-17-0		4-8-0	8-5-0		OVERALL		7-2-0		3-0-0		16-2-0
25-9-0		2-4-0	3-3-0		HOME		5-1-0		2-0-0		13-1-0
13-8-0		2-4-0	5-2-0		AWAY		2-1-0		1-0-0		3-1-0
0-0-0		0-0-0	0-0-0		NEUTRAL		0-0-0		0-0-0		0-0-0
20-5-0		0-0-0	3-4-0		NON-CONFERENCE		0-0-0		3-0-0		14-1-0
16-3-0		0-0-0	1-2-0		HOME		0-0-0		2-0-0		13-1-0
4-2-0		0-0-0	2-0-		AWAY		0-0-0		1-0-0		1-0-0
0-0-0		0-0-0	0-0-0		NEUTRAL		0-0-0		0-0-0		0-0-0
18-12-0		4-8-0	5-1-0		CONFERENCE		7-2-0		0-0-0		2-1-0
9-6-0		2-4-0	2-1-0		HOME		5-1-0		0-0-0		0-0-0
9-6-0		2-4-0	3-0-0		AWAY		2-1-0		0-0-0		2-1-0
0-0-0		0-0-0	0-0-0		NEUTRAL		0-0-0		0-0-0		0-0-0
RPI S	Opponent	Score	RPI S	Opponent	Score	RPI S	Opponent	Score	RPI S	Opponent	Score
7 A	Louisville	6 9	28 A	Florida	5 2	54 A	Wake Forest	8 4	117 A	FGCU	10 1
7 A	Louisville	5 7	28 A	Florida	3 9	54 A	Wake Forest	7 3	117 H	FGCU	13 4
7 A	Louisville	16 11	28 A	Florida	1 4	54 A	Wake Forest	7 9	117 H	FGCU	13 9
10 H	Georgia Tech	4 5	37 A	Fla. Atlantic	16 6	55 H	Florida St.	5 6	152 H	Columbia	2 4
10 H	Georgia Tech	9 6	37 H	Fla. Atlantic	11 4	55 H	Florida St.	11 0	172 A	FIU	10 8
10 H	Georgia Tech	6 5	37 H	Fla. Atlantic	4 6	55 H	Florida St.	4 0	172 H	FIU	18 10
19 H	NC State	3 6	41 A	Virginia	2 1	66 H	Virginia Tech	2 0	185 H	Appalachian St.	6 1
19 H	NC State	6 7	41 A	Virginia	3 1	66 H	Virginia Tech	4 3	186 H	Rutgers	9 3
19 H	NC State	4 6	41 A	Virginia	9 6	66 H	Virginia Tech	1 0	186 H	Rutgers	19 3
21 A	North Carolina	3 9	44 H	Duke	3 12				186 H	Rutgers	7 1
21 A	North Carolina	6 4	44 H	Duke	5 1				187 A	Pittsburgh	5 3
21 A	North Carolina	5 8	44 H	Duke	4 3				187 A	Pittsburgh	13 10
			48 H	UCF	7 8				187 A	Pittsburgh	10 11
LAST 10 GAMES									262 H	UMBC	3 2
			44 H	Duke	5 1	54 A	Wake Forest	7 3	262 H	UMBC	8 2
			44 H	Duke	3 12	48 H	UCF	7 8	262 H	UMBC	20 1
			44 H	Duke	4 3	265 H	Bethune-Cookman	13 5	265 H	Bethune-Cookman	12 7
			54 A	Wake Forest	7 9	265 H	Bethune-Cookman	12 7	265 H	Bethune-Cookman	13 5
			54 A	Wake Forest	8 4	265 H	Bethune-Cookman	9 3	265 H	Bethune-Cookman	9 3
									267 H	Jackson St.	8 1
									267 H	Jackson St.	4 3

Non-Div. I Games:

Miami (FL)

Average RPI Win:	122	WON-LOST RECORD	WINNING PCT. RANK	LAST 10 GAMES	STRENGTH OF SCHEDULE	OPP. STRENGTH OF SCHEDULE	TEAM RPI	ADJ RPI	CONF. RPI	ADJ CONF. RPI		
DIV. I ONLY		41-15-0	.73214	11	7-3-0	51	40	19	.5852	19	3	3
DIV. I NON-CONF.		23-3-0	.88462	3	3-1-0	179	141	21	.5842	21	4	4
<hr/>												
TOTALS	RPI 1-25	RPI 26-50		W-L RECORDS		RPI 51-100		RPI 101-150		RPI 150+		
41-15-0	5-4-0	4-2-0		OVERALL		11-9-0		6-0-0		15-0-0		
23-8-0	0-3-0	4-2-0		HOME		5-3-0		4-0-0		10-0-0		
15-6-0	5-1-0	0-0-0		AWAY		6-5-0		1-0-0		3-0-0		
3-1-0	0-0-0	0-0-0		NEUTRAL		0-1-0		1-0-0		2-0-0		
23-3-0	0-0-0	0-0-0		NON-CONFERENCE		5-3-0		6-0-0		12-0-0		
14-2-0	0-0-0	0-0-0		HOME		3-2-0		4-0-0		7-0-0		
6-0-0	0-0-0	0-0-		AWAY		2-0-0		1-0-0		3-0-0		
3-1-0	0-0-0	0-0-0		NEUTRAL		0-1-0		1-0-0		2-0-0		
18-12-0	5-4-0	4-2-0		CONFERENCE		6-6-0		0-0-0		3-0-0		
9-6-0	0-3-0	4-2-0		HOME		2-1-0		0-0-0		3-0-0		
9-6-0	5-1-0	0-0-0		AWAY		4-5-0		0-0-0		0-0-0		
0-0-0	0-0-0	0-0-0		NEUTRAL		0-0-0		0-0-0		0-0-0		
RPI	S	Opponent	Score	RPI	S	Opponent	Score	RPI	S	Opponent	Score	
7	H	Louisville	10 14	41	H	Virginia	3 4	54	A	Wake Forest	4 3	
7	H	Louisville	3 6	41	H	Virginia	3 0	54	A	Wake Forest	3 7	
7	H	Louisville	2 14	41	H	Virginia	8 7	54	A	Wake Forest	8 9	
18	A	Miami (FL)	7 6	43	H	Clemson	6 1	55	H	Florida St.	16 0	
18	A	Miami (FL)	6 4	43	H	Clemson	3 4	55	H	Florida St.	9 8	
18	A	Miami (FL)	6 3	43	H	Clemson	8 3	55	H	Florida St.	5 7	
21	A	North Carolina	11 0					58	A	Boston College	1 3	
21	A	North Carolina	11 2					58	A	Boston College	16 4	
21	A	North Carolina	3 5					58	A	Boston College	6 5	
								65	H	Minnesota	8 4	
								65	H	Minnesota	5 4	
								65	H	Minnesota	3 2	
								69	A	Campbell	10 1	
								69	H	Campbell	3 5	
								76	A	Coastal Caro.	7 6	
								76	H	Coastal Caro.	6 7	
								77	N	South Carolina	8 10	
								99	A	Notre Dame	4 2	
								99	A	Notre Dame	4 5	
								99	A	Notre Dame	1 4	
										</		

Non-Div. I Games:

NC State

Average RPI Win: 82		WON-LOST	WINNING	LAST 10	STRENGTH OF		OPP. STRENGTH	TEAM	ADJ	CONF.	ADJ CONF.
Average RPI Loss: 47		RECORD	PCT. RANK	GAMES	SCHEDULE		OF SCHEDULE	RPI	RPI	RPI	RPI
DIV. I ONLY		35-22-0	.61404	60	5-5-0		7	12	20	.58212	20
DIV. I NON-CONF.		17-9-0	.65385	64	1-1-0		60	139	64	.54577	64
TOTALS		RPI 1-25	RPI 26-50		W-L RECORDS		RPI 51-100		RPI 101-150		RPI 150+
35-22-0		8-7-0	11-7-0		OVERALL		5-4-0		3-3-0		8-1-0
27-8-0		4-2-0	8-4-0		HOME		4-1-0		3-1-0		8-0-0
7-13-0		4-5-0	3-3-0		AWAY		0-3-0		0-1-0		0-1-0
1-1-0		0-0-0	0-0-0		NEUTRAL		1-0-0		0-1-0		0-0-0
17-9-0		0-0-0	2-1-0		NON-CONFERENCE		4-4-0		3-3-0		8-1-0
17-3-0		0-0-0	2-1-0		HOME		4-1-0		3-1-0		8-0-0
0-5-0		0-0-0	0-0-		AWAY		0-3-0		0-1-0		0-1-0
0-1-0		0-0-0	0-0-0		NEUTRAL		0-0-0		0-1-0		0-0-0
18-13-0		8-7-0	9-6-0		CONFERENCE		1-0-0		0-0-0		0-0-0
10-5-0		4-2-0	6-3-0		HOME		0-0-0		0-0-0		0-0-0
7-8-0		4-5-0	3-3-0		AWAY		0-0-0		0-0-0		0-0-0
1-0-0		0-0-0	0-0-0		NEUTRAL		1-0-0		0-0-0		0-0-0
RPI S	Opponent	Score	RPI S	Opponent	Score	RPI S	Opponent	Score	RPI S	Opponent	Score
3 A	Georgia	1 0	26 H	Ole Miss	15 19	51 H	Louisiana Tech	1 12	101 H	McNeese	0 2
3 A	Georgia	0 2	26 H	Ole Miss	1 5	60 A	Texas	1 8	105 H	South Alabama	2 0
3 A	Georgia	7 9	26 H	Ole Miss	8 3	60 A	Texas	6 7	108 A	Northwestern St.	1 3
4 A	Mississippi St.	10 5	28 H	Florida	9 16	60 A	Texas	4 8	119 H	Air Force	17 5
4 A	Mississippi St.	11 2	28 H	Florida	13 1	77 N	South Carolina	8 6	124 N	Louisiana	5 6
4 A	Mississippi St.	5 6	28 H	Florida	11 2	79 H	Southeastern La.	6 5	137 H	La.-Monroe	12 7
6 A	Arkansas	4 14	30 A	Missouri	5 11	95 H	Bryant	4 3	157 H	New Orleans	7 5
6 A	Arkansas	6 11	30 A	Missouri	1 4	95 H	Bryant	17 8	163 H	Army West Point	6 5
6 A	Arkansas	3 2	30 A	Missouri	12 11	95 H	Bryant	13 6	181 H	Holy Cross	9 2
14 H	Texas A&M	2 1	34 H	California	4 3				190 H	Nicholls St.	5 4
14 H	Texas A&M	4 6	34 H	California	2 5				203 A	Southern U.	2 7
14 H	Texas A&M	9 3	34 H	California	5 4				203 H	Southern U.	17 4
17 H	Auburn	7 1	40 A	Alabama	5 4				210 H	Lamar University	5 3
17 H	Auburn	5 1	40 A	Alabama	5 2				230 H	Grambling	9 0
17 H	Auburn	4 5	40 A	Alabama	1 6				244 H	Texas Southern	16 5
			49 H	Kentucky	7 2						
			49 H	Kentucky	16 4						
			49 H	Kentucky	2 1						
LAST 10 GAMES											
			77 N	South Carolina	8 6	6 A	Arkansas	3 2			
			17 H	Auburn	4 5	6 A	Arkansas	6 11			
			17 H	Auburn	5 1	6 A	Arkansas	4 14			
			17 H	Auburn	7 1	51 H	Louisiana Tech	1 12			
			157 H	New Orleans	7 5	26 H	Ole Miss	15 19			

Non-Div. I Games:

LSU

Average RPI Win:		99	WON-LOST		RECORD	WINNING		PCT. RANK	LAST 10		GAMES	STRENGTH OF		SCHEDULE	OPP. STRENGTH		OF SCHEDULE	TEAM		RPI	ADJ		RPI	CONF.		RPI	ADJ CONF.		RPI		
DIV. I ONLY			38-17-0			.69091		26	5-5-0			40			25			21			.5819		21	3			3				
DIV. I NON-CONF.			21-4-0			.84		9	3-1-0			72			75			13			.59453		13	4			4				
TOTALS		RPI 1-25		RPI 26-50		W-L RECORDS		RPI 51-100		RPI 101-150		RPI 150+																			
38-17-0		4-6-0		5-4-0		OVERALL		14-5-0		6-0-0		9-2-0																			
31-6-0		3-4-0		5-1-0		HOME		10-1-0		6-0-0		7-0-0																			
7-10-0		1-2-0		0-3-0		AWAY		4-3-0		0-0-0		2-2-0																			
0-1-0		0-0-0		0-0-0		NEUTRAL		0-1-0		0-0-0		0-0-0																			
21-4-0		0-1-0		0-0-0		NON-CONFERENCE		7-3-0		6-0-0		8-0-0																			
20-2-0		0-1-0		0-0-0		HOME		7-1-0		6-0-0		7-0-0																			
1-1-0		0-0-0		0-0-		AWAY		0-1-0		0-0-0		1-0-0																			
0-1-0		0-0-0		0-0-0		NEUTRAL		0-1-0		0-0-0		0-0-0																			
17-13-0		4-5-0		5-4-0		CONFERENCE		7-2-0		0-0-0		1-2-0																			
11-4-0		3-3-0		5-1-0		HOME		3-0-0		0-0-0		0-0-0																			
6-9-0		1-2-0		0-3-0		AWAY		4-2-0		0-0-0		1-2-0																			
0-0-0		0-0-0		0-0-0		NEUTRAL		0-0-0		0-0-0		0-0-0																			
RPI	S	Opponent		Score		RPI	S	Opponent		Score		RPI	S	Opponent		Score		RPI	S	Opponent		Score									
5	H	East Carolina		5	9	41	H	Virginia		5	12	52	A	Liberty		0	2	114	H	South Fla.		5	3								
10	A	Georgia Tech		10	11	41	H	Virginia		5	4	52	H	Liberty		11	5	114	H	South Fla.		3	2								
10	A	Georgia Tech		5	10	41	H	Virginia		5	4	53	H	VCU		8	11	114	H	South Fla.		2	1								
10	A	Georgia Tech		11	4	43	A	Clemson		3	17	58	H	Boston College		16	8	123	H	Winthrop		13	9								
18	H	Miami (FL)		4	6	43	A	Clemson		2	3	58	H	Boston College		8	7	134	H	Gardner-Webb		18	8								
18	H	Miami (FL)		8	5	43	A	Clemson		4	5	58	H	Boston College		11	10	146	H	High Point		7	0								
18	H	Miami (FL)		9	3	44	H	Duke		16	6	66	A	Virginia Tech		7	5	153	H	Davidson		12	4								
19	H	NC State		0	11	44	H	Duke		8	7	66	A	Virginia Tech		1	4	175	A	UNCW		11	4								
19	H	NC State		2	11	44	H	Duke		1	0	66	A	Virginia Tech		5	2	175	H	UNCW		4	3								
19	H	NC State		5	3							69	H	Campbell		4	2	187	A	Pittsburgh		3	7								
												70	H	Xavier		14	3	187	A	Pittsburgh		10	6								
												70	H	Xavier		8	3	187	A	Pittsburgh		1	7								
												70	H	Xavier		12	3	192	H	N.C. A&T		2	1								
												76	H	Coastal Caro.		6	1	208	H	UMass Lowell		5	0								
												77	N	South Carolina		2	5	208	H	UMass Lowell		14	7								
												80	H	UNC Greensboro		17	4	208	H	UMass Lowell		14	2								
												99	A	Notre Dame		3	4	248	H	Charleston So.		7	6								
												99	A	Notre Dame		13	6														
												99	A	Notre Dame		10	1														

Non-Div. I Games:

Tie, Loss, Non-Conf,S Site, H Home, A Away, N Neutral Page 25

Average RPI Win:	137	WON-LOST	WINNING	LAST 10	STRENGTH OF	OPP. STRENGTH	TEAM	ADJ	CONF.	ADJ CONF.	
Average RPI Loss:	90	RECORD	PCT. RANK	GAMES	SCHEDULE	OF SCHEDULE	RPI	RPI	RPI	RPI	
DIV. I ONLY	35-11-0	.76087	8	9-1-0	111	101	23	.57758	23	17	17
DIV. I NON-CONF.	21-7-0	.75	26	1-0-0	61	6	10	.60259	10	17	17
<hr/>											
TOTALS	RPI 1-25	RPI 26-50		W-L RECORDS		RPI 51-100		RPI 101-150		RPI 150+	
35-11-0	0-0-0	6-2-0		OVERALL		11-7-0		3-1-0		15-1-0	
13-5-0	0-0-0	4-1-0		HOME		3-3-0		2-1-0		4-0-0	
21-5-0	0-0-0	1-0-0		AWAY		8-4-0		1-0-0		11-1-0	
1-1-0	0-0-0	1-1-0		NEUTRAL		0-0-0		0-0-0		0-0-0	
<hr/>											
21-7-0	0-0-0	6-2-0		NON-CONFERENCE		10-5-0		1-0-0		4-0-0	
7-2-0	0-0-0	4-1-0		HOME		2-1-0		0-0-0		1-0-0	
13-4-0	0-0-0	1-0-		AWAY		8-4-0		1-0-0		3-0-0	
1-1-0	0-0-0	1-1-0		NEUTRAL		0-0-0		0-0-0		0-0-0	
<hr/>											
14-4-0	0-0-0	0-0-0		CONFERENCE		1-2-0		2-1-0		11-1-0	
6-3-0	0-0-0	0-0-0		HOME		1-2-0		2-1-0		3-0-0	
8-1-0	0-0-0	0-0-0		AWAY		0-0-0		0-0-0		8-1-0	
0-0-0	0-0-0	0-0-0		NEUTRAL		0-0-0		0-0-0		0-0-0	
<hr/>											
RPI S	Opponent	Score	RPI S	Opponent	Score	RPI S	Opponent	Score	RPI S	Opponent	Score
			29 H	Illinois St.	17 3	61 A	Kansas	6 5	101 A	McNeese	11 7
			29 H	Illinois St.	7 3	70 H	Xavier	5 0	106 H	St. John's (NY)	11 0
			29 H	Illinois St.	8 7	70 H	Xavier	1 8	106 H	St. John's (NY)	4 2
			35 A	Nebraska	10 2	70 H	Xavier	1 3	106 H	St. John's (NY)	4 6
			35 H	Nebraska	2 1	72 A	Maryland	3 2	179 A	Seton Hall	5 1
			35 H	Nebraska	3 6	72 A	Maryland	8 6	179 A	Seton Hall	11 1
			45 N	Texas St.	9 12	72 A	Maryland	5 3	179 A	Seton Hall	3 1
			45 N	Texas St.	6 5	82 A	Wichita St.	3 4	194 A	Saint Louis	9 4
						82 A	Wichita St.	5 7	194 A	Saint Louis	12 11
						85 H	Kansas St.	2 9	209 A	Omaha	6 2
						85 H	Kansas St.	11 1	209 H	Omaha	13 2
						85 H	Kansas St.	4 0	243 A	Butler	0 5
						87 A	Evansville	10 4	243 A	Butler	8 7
						87 A	Evansville	1 7	243 A	Butler	7 5
						87 A	Evansville	0 11	247 A	Georgetown	7 3
						91 A	Little Rock	12 10	247 A	Georgetown	14 2
						91 A	Little Rock	10 8	247 A	Georgetown	7 4
						91 A	Little Rock	13 8	280 H	Villanova	8 2
									280 H	Villanova	10 1
									280 H	Villanova	4 1
			LAST 10 GAMES								
			280 H	Villanova	8 2	106 H	St. John's (NY)	4 6			
			280 H	Villanova	4 1	106 H	St. John's (NY)	11 0			
			280 H	Villanova	10 1	247 A	Georgetown	7 4			
			209 H	Omaha	13 2	247 A	Georgetown	14 2			
			106 H	St. John's (NY)	4 2	247 A	Georgetown	7 3			

Non-Div. I Games:

Creighton

Average RPI Win:		117	WON-LOST RECORD		WINNING PCT. RANK		LAST 10 GAMES		STRENGTH OF SCHEDULE		OPP. STRENGTH OF SCHEDULE		TEAM RPI		ADJ RPI		CONF. RPI		ADJ CONF. RPI	
DIV. I ONLY			38-16-0		.7037 20		7-3-0		57		55		24		.57649 24		6		6	
DIV. I NON-CONF.			24-9-0		.72727 35		1-0-0		31		25		14		.5926 14		6		6	
TOTALS		RPI 1-25		RPI 26-50		W-L RECORDS		RPI 51-100		RPI 101-150		RPI 150+								
38-16-0		2-1-0		7-6-0		OVERALL		10-6-0		7-2-0		12-1-0								
24-7-0		2-0-0		7-4-0		HOME		5-3-0		3-0-0		7-0-0								
14-9-0		0-1-0		0-2-0		AWAY		5-3-0		4-2-0		5-1-0								
0-0-0		0-0-0		0-0-0		NEUTRAL		0-0-0		0-0-0		0-0-0								
24-9-0		2-1-0		2-5-0		NON-CONFERENCE		7-3-0		6-0-0		7-0-0								
14-5-0		2-0-0		2-3-0		HOME		3-2-0		3-0-0		4-0-0								
10-4-0		0-1-0		0-0-		AWAY		4-1-0		3-0-0		3-0-0								
0-0-0		0-0-0		0-0-0		NEUTRAL		0-0-0		0-0-0		0-0-0								
14-7-0		0-0-0		5-1-0		CONFERENCE		3-3-0		1-2-0		5-1-0								
10-2-0		0-0-0		5-1-0		HOME		2-1-0		0-0-0		3-0-0								
4-5-0		0-0-0		0-0-0		AWAY		1-2-0		1-2-0		2-1-0								
0-0-0		0-0-0		0-0-0		NEUTRAL		0-0-0		0-0-0		0-0-0								
RPI	S	Opponent		Score		RPI	S	Opponent		Score		RPI	S	Opponent		Score				
8	A	Oklahoma St.		3	6	27	A	Baylor		4	10	65	H	Minnesota		9	0			
8	H	Oklahoma St.		7	5	27	H	Baylor		1	5	65	H	Minnesota		7	9			
14	H	Texas A&M		5	4	29	H	Illinois St.		8	9	65	H	Minnesota		7	5			
						29	H	Illinois St.		11	4	74	A	TCU		9	3			
						29	H	Illinois St.		13	3	74	H	TCU		11	6			
						32	H	Indiana St.		7	3	81	A	Col. of Charleston		6	2			
						32	H	Indiana St.		12	2	81	A	Col. of Charleston		14	4			
						32	H	Indiana St.		8	1	81	A	Col. of Charleston		3	4			
						36	A	Oklahoma		2	4	86	A	UT Arlington		7	1			
						36	H	Oklahoma		7	2	86	H	UT Arlington		0	9			
						42	H	Houston		8	4	87	A	Evansville		5	11			
						42	H	Houston		0	2	87	A	Evansville		4	3			
						42	H	Houston		6	8	87	A	Evansville		3	8			
												98	H	Bradley		1	2			
												98	H	Bradley		14	3			
												98	H	Bradley		7	6			
						LAST 10 GAMES														
						158	A	Southern Ill.		12	1	32	H	Indiana St.		12	2			
						158	A	Southern Ill.		11	6	171	H	SFA		11	0			
						158	A	Southern Ill.		2	3	136	A	Missouri St.		0	6			
						32	H	Indiana St.		7	3	136	A	Missouri St.		3	4			
						32	H	Indiana St.		8	1	136	A	Missouri St.		6	1			

Non-Div. I Games:

DBU

Average RPI Win:		102	WON-LOST RECORD		WINNING PCT. RANK		LAST 10 GAMES		STRENGTH OF SCHEDULE		OPP. STRENGTH OF SCHEDULE		TEAM RPI		ADJ RPI		CONF. RPI		ADJ CONF. RPI			
DIV. I ONLY			34-22-0		.60714 63		6-4-0		30		38		25		.5752 25		5		5			
DIV. I NON-CONF.			21-10-0		.67742 59		1-0-0		26		51		12		.59617 12		5		5			
TOTALS		RPI 1-25		RPI 26-50		W-L RECORDS		RPI 51-100		RPI 101-150		RPI 150+										
34-22-0		3-4-0		7-5-0		OVERALL		8-7-0		8-5-0		8-1-0										
12-7-0		0-0-0		0-0-0		HOME		3-1-0		6-5-0		3-1-0										
13-13-0		0-3-0		6-4-0		AWAY		5-6-0		1-0-0		1-0-0										
9-2-0		3-1-0		1-1-0		NEUTRAL		0-0-0		1-0-0		4-0-0										
21-10-0		3-1-0		2-3-0		NON-CONFERENCE		4-5-0		4-0-0		8-1-0										
6-1-0		0-0-0		0-0-0		HOME		1-0-0		2-0-0		3-1-0										
7-7-0		0-0-0		2-0-		AWAY		3-5-0		1-0-0		1-0-0										
8-2-0		3-1-0		0-1-0		NEUTRAL		0-0-0		1-0-0		4-0-0										
13-12-0		0-3-0		5-2-0		CONFERENCE		4-2-0		4-5-0		0-0-0										
6-6-0		0-0-0		0-0-0		HOME		2-1-0		4-5-0		0-0-0										
6-6-0		0-3-0		4-2-0		AWAY		2-1-0		0-0-0		0-0-0										
1-0-0		0-0-0		1-0-0		NEUTRAL		0-0-0		0-0-0		0-0-0										
RPI	S	Opponent		Score		RPI	S	Opponent		Score		RPI	S	Opponent		Score						
5	A	East Carolina		2	5	31	N	Indiana		6	9	58	H	Boston College		3	1	110	H	Cincinnati	4	5
5	A	East Carolina		1	5	41	A	Virginia		3	6	63	A	Sam Houston St.		9	4	110	H	Cincinnati	4	10
5	A	East Carolina		7	9	42	A	Houston		2	1	63	A	Sam Houston St.		5	8	110	H	Cincinnati	5	1
7	N	Louisville		3	2	42	A	Houston		9	3	63	A	Sam Houston St.		5	6	114	H	South Fla.	2	3
7	N	Louisville		2	12	42	A	Houston		4	5	76	A	Coastal Caro.		7	10	114	H	South Fla.	4	2
7	N	Louisville		8	3	42	N	Houston		4	3	81	A	Col. of Charleston		6	7	114	H	South Fla.	1	3
22	N	Illinois		7	4	45	A	Texas St.		8	4	81	A	Col. of Charleston		7	4	125	H	Memphis	1	7
						45	A	Texas St.		3	5	81	A	Col. of Charleston		2	7	125	H	Memphis	4	2
						45	A	Texas St.		4	1	82	H	Wichita St.		4	0	125	H	Memphis	3	1
						48	A	UCF		3	1	82	H	Wichita St.		2	1	132	A	Rhode Island	5	4
						48	A	UCF		10	0	82	H	Wichita St.		5	12	132	H	Rhode Island	2	1
						48	A	UCF		1	2	88	A	Tulane		8	5	142	H	Northeastern	6	2
												88	A	Tulane		10	6	142	N	Northeastern	7	4
												88	A	Tulane		6	8	166	N	Michigan St.	6	1
												95	A	Bryant		11	6	166	N	Michigan St.	17	4
																		166	N	Michigan St.	10	6
																		166	N	Michigan St.	9	3
																		170	A	Massachusetts	10	7
																		195	H	Fairfield	3	10
																		208	H	UMass Lowell	9	4
																		212	H	Central Conn. St.	9	1
																		214	H	Hartford	12	4
						LAST 10 GAMES																
						42	N	Houston		4	3	114	H	South Fla.		2	3	114	H	South Fla.	1	3
						88	A	Tulane		6	8	114	H	South Fla.		4	2	82	H	Wichita St.	5	12
						88	A	Tulane		10	6	82	H	Wichita St.		2	1					
						88	A	Tulane		8	5											
						132	A	Rhode Island		5	4											

Average RPI Win: 91		WON-LOST	WINNING	LAST 10	STRENGTH OF		OPP. STRENGTH	TEAM	ADJ	CONF.	ADJ CONF.
Average RPI Loss: 41		RECORD	PCT. RANK	GAMES	SCHEDULE		OF SCHEDULE	RPI	RPI	RPI	RPI
DIV. I ONLY		34-23-0	.59649	71	4-6-0		20	1	26	.57444	26
DIV. I NON-CONF.		17-8-0	.68	55	0-1-0		157	68	68	.54357	67
TOTALS		RPI 1-25	RPI 26-50		W-L RECORDS		RPI 51-100		RPI 101-150		RPI 150+
34-23-0		9-13-0	8-5-0		OVERALL		5-3-0		5-0-0		7-2-0
22-9-0		3-4-0	6-3-0		HOME		2-1-0		4-0-0		7-1-0
10-13-0		6-8-0	1-2-0		AWAY		2-2-0		1-0-0		0-1-0
2-1-0		0-1-0	1-0-0		NEUTRAL		1-0-0		0-0-0		0-0-0
17-8-0		0-3-0	0-0-0		NON-CONFERENCE		5-3-0		5-0-0		7-2-0
13-3-0		0-1-0	0-0-0		HOME		2-1-0		4-0-0		7-1-0
3-5-0		0-2-0	0-0-		AWAY		2-2-0		1-0-0		0-1-0
1-0-0		0-0-0	0-0-0		NEUTRAL		1-0-0		0-0-0		0-0-0
17-15-0		9-10-0	8-5-0		CONFERENCE		0-0-0		0-0-0		0-0-0
9-6-0		3-3-0	6-3-0		HOME		0-0-0		0-0-0		0-0-0
7-8-0		6-6-0	1-2-0		AWAY		0-0-0		0-0-0		0-0-0
1-1-0		0-1-0	1-0-0		NEUTRAL		0-0-0		0-0-0		0-0-0
RPI S	Opponent	Score	RPI S	Opponent	Score	RPI S	Opponent	Score	RPI S	Opponent	Score
4 H	Mississippi St.	5 11	28 H	Florida	12 4	56 A	Southern Miss.	3 5	125 A	Memphis	9 6
4 H	Mississippi St.	0 2	28 H	Florida	16 4	56 N	Southern Miss.	11 2	125 H	Memphis	5 2
4 H	Mississippi St.	5 8	28 H	Florida	12 10	78 H	Wright St.	5 9	128 H	UAB	13 4
4 N	Mississippi St.	1 8	30 A	Missouri	5 8	78 H	Wright St.	10 1	128 H	UAB	2 1
5 H	East Carolina	2 3	30 A	Missouri	1 2	88 A	Tulane	6 3	128 H	UAB	15 9
6 A	Arkansas	10 5	30 A	Missouri	3 0	88 A	Tulane	6 4	167 A	Arkansas St.	5 6
6 A	Arkansas	3 5	30 N	Missouri	2 1	88 A	Tulane	12 13	167 H	Arkansas St.	15 3
6 A	Arkansas	4 3	40 H	Alabama	6 8	91 H	Little Rock	11 8	191 H	UT Martin	12 6
7 A	Louisville	3 4	40 H	Alabama	12 2				238 H	Long Beach St.	7 6
7 A	Louisville	8 10	40 H	Alabama	1 0				238 H	Long Beach St.	5 3
12 A	Tennessee	5 7	49 H	Kentucky	1 4				238 H	Long Beach St.	7 2
12 A	Tennessee	5 4	49 H	Kentucky	8 2				242 H	North Ala.	6 10
12 A	Tennessee	0 7	49 H	Kentucky	2 4				292 H	Ark.-Pine Bluff	25 0
14 H	Texas A&M	13 3							292 H	Ark.-Pine Bluff	12 2
14 H	Texas A&M	3 2									
14 H	Texas A&M	5 4									
17 A	Auburn	5 6									
17 A	Auburn	5 3									
17 A	Auburn	4 7									
20 A	LSU	5 1									
20 A	LSU	3 8									
20 A	LSU	19 15									
			LAST 10 GAMES								
			30 N	Missouri	2 1	4 H	Mississippi St.	5 11			
			12 A	Tennessee	5 4	4 H	Mississippi St.	5 8			
			12 A	Tennessee	5 7	4 H	Mississippi St.	0 2			
			12 A	Tennessee	0 7	20 A	LSU	19 15			
			167 A	Arkansas St.	5 6	20 A	LSU	5 1			

Non-Div. I Games:

Ole Miss

Average RPI Win:	105	WON-LOST RECORD	WINNING PCT. RANK	LAST 10 GAMES	STRENGTH OF SCHEDULE	OPP. STRENGTH OF SCHEDULE	TEAM RPI	ADJ RPI	CONF. RPI	ADJ CONF. RPI		
DIV. I ONLY		33-15-0	.6875	28	7-3-0	47	28	27	.57435	27	2	2
DIV. I NON-CONF.		19-7-0	.73077	34	2-0-0	125	54	58	.55133	58	2	2
<hr/>												
TOTALS	RPI 1-25	RPI 26-50		W-L RECORDS		RPI 51-100		RPI 101-150		RPI 150+		
33-15-0	6-5-0	4-3-0		OVERALL		10-5-0		2-2-0		11-0-0		
25-6-0	4-0-0	3-3-0		HOME		5-2-0		2-1-0		11-0-0		
7-7-0	2-4-0	0-0-0		AWAY		5-3-0		0-0-0		0-0-0		
1-2-0	0-1-0	1-0-0		NEUTRAL		0-0-0		0-1-0		0-0-0		
19-7-0	2-1-0	2-2-0		NON-CONFERENCE		2-2-0		2-2-0		11-0-0		
17-3-0	1-0-0	1-2-0		HOME		2-0-0		2-1-0		11-0-0		
1-2-0	1-0-0	0-0-		AWAY		0-2-0		0-0-0		0-0-0		
1-2-0	0-1-0	1-0-0		NEUTRAL		0-0-0		0-1-0		0-0-0		
14-8-0	4-4-0	2-1-0		CONFERENCE		8-3-0		0-0-0		0-0-0		
8-3-0	3-0-0	2-1-0		HOME		3-2-0		0-0-0		0-0-0		
6-5-0	1-4-0	0-0-0		AWAY		5-1-0		0-0-0		0-0-0		
0-0-0	0-0-0	0-0-0		NEUTRAL		0-0-0		0-0-0		0-0-0		
RPI	S	Opponent	Score	RPI	S	Opponent	Score	RPI	S	Opponent	Score	
8	A	Oklahoma St.	4 16	35	H	Nebraska	10 3	60	H	Texas	6 5	
8	A	Oklahoma St.	4 5	35	H	Nebraska	0 2	60	H	Texas	6 8	
9	A	Texas Tech	2 3	35	H	Nebraska	4 12	61	A	Kansas	8 2	
9	A	Texas Tech	11 10	36	H	Oklahoma	3 2	61	A	Kansas	8 0	
9	A	Texas Tech	3 13	36	H	Oklahoma	7 3	61	A	Kansas	7 12	
14	N	Texas A&M	2 5	36	H	Oklahoma	5 7	63	A	Sam Houston St.	7 8	
15	H	West Virginia	12 0	45	N	Texas St.	5 4	63	H	Sam Houston St.	9 6	
15	H	West Virginia	6 5					74	A	TCU	6 3	
15	H	West Virginia	10 4					74	A	TCU	15 2	
24	A	DBU	5 1					74	A	TCU	12 1	
24	H	DBU	10 4					85	H	Kansas St.	4 3	
								85	H	Kansas St.	3 10	
								85	H	Kansas St.	11 6	
								86	A	UT Arlington	1 2	
								86	H	UT Arlington	12 2	

Non-Div. I Games:

Baylor

Average RPI Win: 90		WON-LOST RECORD		WINNING PCT. RANK		LAST 10 GAMES		STRENGTH OF SCHEDULE		OPP. STRENGTH OF SCHEDULE		TEAM RPI		ADJ RPI		CONF. RPI		ADJ CONF. RPI	
DIV. I ONLY		33-24-0		.57895 84		5-5-0		4		2		28		.57273 28		1		1	
DIV. I NON-CONF.		20-6-0		.76923 20		1-0-0		43		47		26		.57825 26		1		1	
TOTALS		RPI 1-25		RPI 26-50		W-L RECORDS		RPI 51-100		RPI 101-150		RPI 150+							
33-24-0		5-14-0		8-6-0		OVERALL		8-1-0		5-3-0		7-0-0							
26-11-0		4-5-0		5-3-0		HOME		5-1-0		5-2-0		7-0-0							
6-12-0		1-8-0		3-3-0		AWAY		2-0-0		0-1-0		0-0-0							
1-1-0		0-1-0		0-0-0		NEUTRAL		1-0-0		0-0-0		0-0-0							
20-6-0		2-1-0		0-2-0		NON-CONFERENCE		6-0-0		5-3-0		7-0-0							
17-5-0		2-1-0		0-2-0		HOME		3-0-0		5-2-0		7-0-0							
2-1-0		0-0-0		0-0-		AWAY		2-0-0		0-1-0		0-0-0							
1-0-0		0-0-0		0-0-0		NEUTRAL		1-0-0		0-0-0		0-0-0							
13-18-0		3-13-0		8-4-0		CONFERENCE		2-1-0		0-0-0		0-0-0							
9-6-0		2-4-0		5-1-0		HOME		2-1-0		0-0-0		0-0-0							
4-11-0		1-8-0		3-3-0		AWAY		0-0-0		0-0-0		0-0-0							
0-1-0		0-1-0		0-0-0		NEUTRAL		0-0-0		0-0-0		0-0-0							
RPI S	Opponent	Score		RPI S	Opponent	Score		RPI S	Opponent	Score		RPI S	Opponent	Score					
2 A	Vanderbilt	0	5	26 A	Ole Miss	4	16	55 A	Florida St.	3	1	111 H	North Florida	1	7				
2 A	Vanderbilt	4	14	26 A	Ole Miss	4	12	55 H	Florida St.	20	7	114 A	South Fla.	1	6				
2 A	Vanderbilt	2	15	26 A	Ole Miss	10	12	55 N	Florida St.	4	2	114 H	South Fla.	7	3				
3 A	Georgia	1	9	30 A	Missouri	4	3	77 H	South Carolina	9	5	117 H	FGCU	2	7				
3 A	Georgia	1	4	30 A	Missouri	2	0	77 H	South Carolina	3	6	117 H	FGCU	15	0				
3 A	Georgia	4	6	30 A	Missouri	5	4	77 H	South Carolina	6	4	123 H	Winthrop	16	4				
4 H	Mississippi St.	4	2	37 H	Fla. Atlantic	11	13	83 A	Jacksonville	5	4	123 H	Winthrop	28	5				
4 H	Mississippi St.	5	10	40 H	Alabama	12	3	83 H	Jacksonville	13	8	123 H	Winthrop	5	3				
4 H	Mississippi St.	5	6	40 H	Alabama	3	1	83 H	Jacksonville	8	4	151 H	Yale	4	3				
12 H	Tennessee	7	8	40 H	Alabama	6	3					151 H	Yale	15	1				
12 H	Tennessee	4	5	48 H	UCF	9	12					151 H	Yale	6	5				
12 H	Tennessee	10	9	49 H	Kentucky	10	8					238 H	Long Beach St.	3	1				
14 N	Texas A&M	7	8	49 H	Kentucky	1	5					238 H	Long Beach St.	8	2				
18 H	Miami (FL)	4	1	49 H	Kentucky	12	8					238 H	Long Beach St.	5	2				
18 H	Miami (FL)	2	5									240 H	Florida A&M	12	1				
18 H	Miami (FL)	9	3																
20 A	LSU	1	13																
20 A	LSU	16	9																
20 A	LSU	2	11																
LAST 10 GAMES																			
14 N	Texas A&M	7	8	12 H	Tennessee	7	8												
30 A	Missouri	4	3	12 H	Tennessee	10	9												
30 A	Missouri	2	0	114 H	South Fla.	7	3												
30 A	Missouri	5	4	3 A	Georgia	1	4												
12 H	Tennessee	4	5	3 A	Georgia	1	9												

Non-Div. I Games:

Florida

Average RPI Win: 145		WON-LOST RECORD		WINNING PCT. RANK		LAST 10 GAMES		STRENGTH OF SCHEDULE		OPP. STRENGTH OF SCHEDULE		TEAM RPI		ADJ RPI		CONF. RPI		ADJ CONF. RPI	
DIV. I ONLY		32-22-0		.59259 73		5-5-0		29		136		29		.57266 29		6		6	
DIV. I NON-CONF.		18-15-0		.54545 120		0-1-0		6		192		24		.57865 24		6		6	
TOTALS		RPI 1-25		RPI 26-50		W-L RECORDS		RPI 51-100		RPI 101-150		RPI 150+							
32-22-0		3-10-0		1-2-0		OVERALL		7-3-0		6-4-0		15-3-0							
13-5-0		1-0-0		1-2-0		HOME		4-2-0		4-1-0		3-0-0							
19-17-0		2-10-0		0-0-0		AWAY		3-1-0		2-3-0		12-3-0							
0-0-0		0-0-0		0-0-0		NEUTRAL		0-0-0		0-0-0		0-0-0							
18-15-0		2-8-0		0-0-0		NON-CONFERENCE		3-1-0		3-4-0		10-2-0							
7-2-0		1-0-0		0-0-0		HOME		2-1-0		1-1-0		3-0-0							
11-13-0		1-8-0		0-0-		AWAY		1-0-0		2-3-0		7-2-0							
0-0-0		0-0-0		0-0-0		NEUTRAL		0-0-0		0-0-0		0-0-0							
14-7-0		1-2-0		1-2-0		CONFERENCE		4-2-0		3-0-0		5-1-0							
6-3-0		0-0-0		1-2-0		HOME		2-1-0		3-0-0		0-0-0							
8-4-0		1-2-0		0-0-0		AWAY		2-1-0		0-0-0		5-1-0							
0-0-0		0-0-0		0-0-0		NEUTRAL		0-0-0		0-0-0		0-0-0							
RPI S	Opponent	Score		RPI S	Opponent	Score		RPI S	Opponent	Score		RPI S	Opponent	Score					
2 A	Vanderbilt	1	9	32 H	Indiana St.	4	3	87 H	Evansville	11	4	121 A	Northwestern	3	6				
2 A	Vanderbilt	7	3	32 H	Indiana St.	1	6	87 H	Evansville	8	11	130 A	Central Ark.	1	4				
2 A	Vanderbilt	4	10	32 H	Indiana St.	1	13	87 H	Evansville	11	2	130 A	Central Ark.	8	0				
22 A	Illinois	3	14					89 H	Central Mich.	7	2	130 A	Central Ark.	4	6				
22 A	Illinois	2	4					89 H	Central Mich.	5	4	130 A	Central Ark.	6	3				
22 A	Illinois	1	12					89 H	Central Mich.	2	11	133 H	Sacramento St.	2	1				
22 H	Illinois	7	6					97 A	Iowa	11	6	136 H	Missouri St.	7	1				
23 A	Creighton	7	8					98 A	Bradley	2	7	136 H	Missouri St.	7	5				
23 A	Creighton	3	17					98 A	Bradley	1	0	136 H	Missouri St.	5	3				
23 A	Creighton	3	7					98 A	Bradley	14	1	144 H	Milwaukee	3	6				
24 A	DBU	4	11									158 A	Southern Ill.	8	4				
24 A	DBU	3	13									158 A	Southern Ill.	7	6				
24 A	DBU	9	8									158 A	Southern Ill.	7	4				
												177 H	Eastern Ill.	3	0				
												193 A	Murray St.	4	3				
												193 A	Murray St.	4	5				
												193 A	Murray St.	9	5				
												202 A	Belmont	10	6				
												202 A	Belmont	27	11				
												202 A	Belmont	14	3				
												217 A	UIC	1	6				
												217 H	UIC	4	0				
												236 H	Northern Ill.	10	2				
												239 A	SIUE	16	9				
												254 A	Valparaiso	13	1				
												254 A	Valparaiso	2	4				
												254 A	Valparaiso	12	6				

RPI	S	Opponent	Score	
259	A	Southeast Mo. St.	18	6

Illinois St.

I
l
l
i
n
o
i
s
s
t
.

I
l
l
i
n
o
i
s
s
t
.

Average RPI Win: 114		WON-LOST	WINNING	LAST 10	STRENGTH OF		OPP. STRENGTH	TEAM	ADJ	CONF.	ADJ CONF.
Average RPI Loss: 42		RECORD	PCT. RANK	GAMES	SCHEDULE		OF SCHEDULE	RPI	RPI	RPI	RPI
DIV. I ONLY		34-22-1	.60526	66	34		14	30	.572	30	1
DIV. I NON-CONF.		21-5-0	.80769	12	205		156	40	.56933	40	1
TOTALS		RPI 1-25	RPI 26-50		W-L RECORDS		RPI 51-100		RPI 101-150		RPI 150+
34-22-1		6-11-1	4-6-0		OVERALL		4-0-0		11-4-0		9-1-0
21-6-0		2-1-0	4-5-0		HOME		4-0-0		4-0-0		7-0-0
11-12-1		4-10-1	0-0-0		AWAY		0-0-0		5-2-0		2-0-0
2-4-0		0-0-0	0-1-0		NEUTRAL		0-0-0		2-2-0		0-1-0
21-5-0		0-0-0	0-0-0		NON-CONFERENCE		1-0-0		11-4-0		9-1-0
12-0-0		0-0-0	0-0-0		HOME		1-0-0		4-0-0		7-0-0
7-2-0		0-0-0	0-0-0		AWAY		0-0-0		5-2-0		2-0-0
2-3-0		0-0-0	0-0-0		NEUTRAL		0-0-0		2-2-0		0-1-0
13-17-1		6-11-1	4-6-0		CONFERENCE		3-0-0		0-0-0		0-0-0
9-6-0		2-1-0	4-5-0		HOME		3-0-0		0-0-0		0-0-0
4-10-1		4-10-1	0-0-0		AWAY		0-0-0		0-0-0		0-0-0
0-1-0		0-0-0	0-1-0		NEUTRAL		0-0-0		0-0-0		0-0-0
RPI S	Opponent	Score	RPI S	Opponent	Score	RPI S	Opponent	Score	RPI S	Opponent	Score
2 A	Vanderbilt	2 7	26 H	Ole Miss	8 5	77 H	South Carolina	5 2	109 A	Incarnate Word	11 7
2 A	Vanderbilt	5 2	26 H	Ole Miss	2 1	77 H	South Carolina	9 7	111 A	North Florida	4 5
2 A	Vanderbilt	2 5	26 H	Ole Miss	0 3	77 H	South Carolina	11 0	111 A	North Florida	5 4
3 A	Georgia	0 3	26 N	Ole Miss	1 2	85 H	Kansas St.	17 2	111 A	North Florida	2 4
3 A	Georgia	2 5	28 H	Florida	3 4				121 H	Northwestern	16 11
3 A	Georgia	2 4	28 H	Florida	0 2				121 H	Northwestern	9 4
6 A	Arkansas	2 3	28 H	Florida	4 5				121 H	Northwestern	3 2
6 A	Arkansas	0 2	49 H	Kentucky	9 2				130 A	Central Ark.	4 0
6 A	Arkansas	3 4	49 H	Kentucky	2 4				131 A	UTSA	12 11
12 A	Tennessee	6 2	49 H	Kentucky	5 4				132 N	Rhode Island	6 8
12 A	Tennessee	10 8							132 N	Rhode Island	12 4
12 A	Tennessee	5 11							132 N	Rhode Island	7 0
14 A	Texas A&M	3 2							136 A	Missouri St.	14 6
14 A	Texas A&M	3 7							136 H	Missouri St.	6 2
14 A	Texas A&M	2 2							142 N	Northeastern	3 4
20 H	LSU	11 5							167 H	Arkansas St.	16 1
20 H	LSU	11 12							167 H	Arkansas St.	14 4
20 H	LSU	4 1							176 N	South Dakota St.	3 6
									193 H	Murray St.	13 1
									193 H	Murray St.	2 1
									194 H	Saint Louis	4 3
									239 A	SIUE	10 3
									240 A	Florida A&M	5 3
									259 H	Southeast Mo. St.	21 6
									290 H	Alabama A&M	13 5
			LAST 10 GAMES								
			26 N	Ole Miss	1 2	2 A	Vanderbilt	5 2			
			28 H	Florida	3 4	2 A	Vanderbilt	2 5			
			28 H	Florida	0 2	12 A	Tennessee	10 8			
			28 H	Florida	4 5	12 A	Tennessee	6 2			
			2 A	Vanderbilt	2 7	12 A	Tennessee	5 11			

Non-Div. I Games:

Missouri

Average RPI Win: 156		WON-LOST	WINNING	LAST 10	STRENGTH OF		OPP. STRENGTH	TEAM	ADJ	CONF.	ADJ CONF.
Average RPI Loss: 79		RECORD	PCT. RANK	GAMES	SCHEDULE		OF SCHEDULE	RPI	RPI	RPI	RPI
DIV. I ONLY		36-15-0	.70588	16	4-6-0		154	76	32	.56727	32
DIV. I NON-CONF.		23-7-0	.76667	22	0-1-0		178	86	27	.57795	27
TOTALS		RPI 1-25	RPI 26-50		W-L RECORDS		RPI 51-100		RPI 101-150		RPI 150+
36-15-0		1-5-0	3-3-0		OVERALL		7-2-0		6-2-0		19-3-0
15-2-0		1-0-0	0-1-0		HOME		2-1-0		2-0-0		10-0-0
16-13-0		0-5-0	3-2-0		AWAY		5-1-0		4-2-0		4-3-0
5-0-0		0-0-0	0-0-0		NEUTRAL		0-0-0		0-0-0		5-0-0
23-7-0		1-2-0	1-2-0		NON-CONFERENCE		3-0-0		5-0-0		13-3-0
7-1-0		1-0-0	0-1-0		HOME		0-0-0		2-0-0		4-0-0
11-6-0		0-2-0	1-0-		AWAY		3-0-0		3-0-0		4-3-0
5-0-0		0-0-0	0-0-0		NEUTRAL		0-0-0		0-0-0		5-0-0
13-8-0		0-3-0	2-1-0		CONFERENCE		4-2-0		1-2-0		6-0-0
8-1-0		0-0-0	0-0-0		HOME		2-1-0		0-0-0		6-0-0
5-7-0		0-3-0	2-1-0		AWAY		2-1-0		1-2-0		0-0-0
0-0-0		0-0-0	0-0-0		NEUTRAL		0-0-0		0-0-0		0-0-0
RPI S	Opponent	Score		RPI S	Opponent	Score		RPI S	Opponent	Score	
2 A	Vanderbilt	1	7	29 A	Illinois St.	13	1	83 A	Jacksonville	7	1
22 A	Illinois	2	5	29 A	Illinois St.	6	1	83 A	Jacksonville	13	7
22 H	Illinois	3	1	29 A	Illinois St.	3	4	83 A	Jacksonville	8	3
24 A	DBU	3	7	31 H	Indiana	14	15	87 A	Evansville	8	2
24 A	DBU	2	12	46 A	Michigan	8	7	87 A	Evansville	2	6
24 A	DBU	1	8	46 A	Michigan	4	6	87 A	Evansville	6	4
								98 H	Bradley	5	9
								98 H	Bradley	12	8
								98 H	Bradley	10	2
				LAST 10 GAMES							
				98 H	Bradley	10	2	24 A	DBU	2	12
				98 H	Bradley	12	8	29 A	Illinois St.	6	1
				98 H	Bradley	5	9	29 A	Illinois St.	13	1
				24 A	DBU	3	7	29 A	Illinois St.	3	4
				24 A	DBU	1	8	22 A	Illinois	2	5
								218 A	Purdue	4	3
								218 H	Purdue	4	3
								254 H	Valparaiso	13	2
								254 H	Valparaiso	11	5
								254 H	Valparaiso	8	0
								271 H	The Citadel	8	0

Non-Div. I Games:

Indiana St.

RPI	S	Opponent	Score	
271	H	The Citadel	4	2
271	H	The Citadel	5	1
284	N	Iona	10	0

Indiana St.

I
n
d
i
a
n
a
S
t
.

I
n
d
i
a
n
a
S
t
.

Average RPI Win: 114		WON-LOST	WINNING	LAST 10	STRENGTH OF		OPP. STRENGTH	TEAM	ADJ	CONF.	ADJ CONF.
Average RPI Loss: 69		RECORD	PCT. RANK	GAMES	SCHEDULE		OF SCHEDULE	RPI	RPI	RPI	RPI
DIV. I ONLY		36-15-0	.70588	16	5-5-0		124	11	33	.5658	33
DIV. I NON-CONF.		20-4-0	.83333	10	1-2-0		204	17	29	.57715	29
TOTALS		RPI 1-25	RPI 26-50		W-L RECORDS		RPI 51-100		RPI 101-150		RPI 150+
36-15-0		2-4-0	6-3-0		OVERALL		12-5-0		4-1-0		12-2-0
26-5-0		2-4-0	3-0-0		HOME		8-0-0		3-0-0		10-1-0
10-10-0		0-0-0	3-3-0		AWAY		4-5-0		1-1-0		2-1-0
0-0-0		0-0-0	0-0-0		NEUTRAL		0-0-0		0-0-0		0-0-0
20-4-0		0-0-0	1-2-0		NON-CONFERENCE		8-0-0		4-1-0		7-1-0
18-1-0		0-0-0	0-0-0		HOME		8-0-0		3-0-0		7-1-0
2-3-0		0-0-0	1-0-		AWAY		0-0-0		1-1-0		0-0-0
0-0-0		0-0-0	0-0-0		NEUTRAL		0-0-0		0-0-0		0-0-0
16-11-0		2-4-0	5-1-0		CONFERENCE		4-5-0		0-0-0		5-1-0
8-4-0		2-4-0	3-0-0		HOME		0-0-0		0-0-0		3-0-0
8-7-0		0-0-0	2-1-0		AWAY		4-5-0		0-0-0		2-1-0
0-0-0		0-0-0	0-0-0		NEUTRAL		0-0-0		0-0-0		0-0-0
RPI S	Opponent	Score	RPI S	Opponent	Score	RPI S	Opponent	Score	RPI S	Opponent	Score
1 H	UCLA	3 18	34 A	California	6 5	57 A	Washington	9 10	104 H	New Mexico St.	7 3
1 H	UCLA	2 3	34 A	California	2 3	57 A	Washington	6 10	112 A	Cal St. Fullerton	6 4
1 H	UCLA	8 7	35 A	Nebraska	15 6	57 A	Washington	11 6	120 H	California Baptist	15 9
13 H	Oregon St.	4 6	35 A	Nebraska	5 8	59 A	Oregon	12 2	129 A	UNLV	9 10
13 H	Oregon St.	4 1	35 A	Nebraska	1 2	59 A	Oregon	7 3	129 H	UNLV	9 2
13 H	Oregon St.	3 4	47 A	Arizona	10 7	59 A	Oregon	4 5	166 H	Michigan St.	8 5
			47 H	Arizona	8 2	62 H	Pepperdine	4 3	166 H	Michigan St.	8 0
			47 H	Arizona	8 3	70 H	Xavier	8 3	166 H	Michigan St.	13 2
			47 H	Arizona	17 16	70 H	Xavier	11 6	173 A	Utah	3 6
						70 H	Xavier	12 0	173 A	Utah	11 6
						92 A	Southern California	6 10	173 A	Utah	8 5
						92 A	Southern California	11 8	214 H	Washington St.	6 5
						92 A	Southern California	3 7	214 H	Washington St.	6 0
						93 H	San Diego	12 2	214 H	Washington St.	8 7
						99 H	Notre Dame	16 5	228 H	UC Davis	17 2
						99 H	Notre Dame	20 7	228 H	UC Davis	13 3
						99 H	Notre Dame	10 1	228 H	UC Davis	3 2
									238 H	Long Beach St.	9 14
									277 H	Seattle U	12 5
LAST 10 GAMES											
34 A	California	2 3	47 A	Arizona	10 7						
34 A	California	6 5	1 H	UCLA	8 7						
35 A	Nebraska	5 8	1 H	UCLA	3 18						
35 A	Nebraska	1 2	1 H	UCLA	2 3						
35 A	Nebraska	15 6	57 A	Washington	11 6						

Non-Div. I Games:

Arizona St.

Average RPI Win:	116	WON-LOST	WINNING	LAST 10	STRENGTH OF	OPP. STRENGTH	TEAM	ADJ	CONF.	ADJ CONF.	
Average RPI Loss:	58	RECORD	PCT. RANK	GAMES	SCHEDULE	OF SCHEDULE	RPI	RPI	RPI	RPI	
DIV. I ONLY	30-18-0	.625	55	7-3-0	53	24	34	.56351	34	4	4
DIV. I NON-CONF.	15-7-0	.68182	54	2-0-0	100	48	47	.56435	47	3	3
<hr/>											
TOTALS	RPI 1-25	RPI 26-50		W-L RECORDS		RPI 51-100		RPI 101-150		RPI 150+	
30-18-0	4-8-0	5-2-0		OVERALL		5-5-0		6-2-0		10-1-0	
16-7-0	1-2-0	2-1-0		HOME		4-4-0		2-0-0		7-0-0	
13-8-0	3-6-0	2-1-0		AWAY		1-0-0		4-1-0		3-0-0	
1-3-0	0-0-0	1-0-0		NEUTRAL		0-1-0		0-1-0		0-1-0	
<hr/>											
15-7-0	1-2-0	2-0-0		NON-CONFERENCE		2-2-0		6-2-0		4-1-0	
8-1-0	0-0-0	1-0-0		HOME		1-1-0		2-0-0		4-0-0	
6-3-0	1-2-0	0-0-		AWAY		1-0-0		4-1-0		0-0-0	
1-3-0	0-0-0	1-0-0		NEUTRAL		0-1-0		0-1-0		0-1-0	
<hr/>											
15-11-0	3-6-0	3-2-0		CONFERENCE		3-3-0		0-0-0		6-0-0	
8-6-0	1-2-0	1-1-0		HOME		3-3-0		0-0-0		3-0-0	
7-5-0	2-4-0	2-1-0		AWAY		0-0-0		0-0-0		3-0-0	
0-0-0	0-0-0	0-0-0		NEUTRAL		0-0-0		0-0-0		0-0-0	
<hr/>											
RPI S	Opponent	Score		RPI S	Opponent	Score		RPI S	Opponent	Score	
1 A	UCLA	4	1	33 H	Arizona St.	5	6	59 H	Oregon	10	5
1 A	UCLA	1	6	33 H	Arizona St.	3	2	59 H	Oregon	8	7
1 A	UCLA	7	8	39 H	BYU	3	2	59 H	Oregon	4	12
13 A	Oregon St.	2	3	39 N	BYU	10	6	62 N	Pepperdine	5	7
13 A	Oregon St.	5	10	47 A	Arizona	7	3	68 A	Saint Mary's (CA)	9	3
13 A	Oregon St.	3	2	47 A	Arizona	10	7	68 H	Saint Mary's (CA)	13	1
16 H	Stanford	2	5	47 A	Arizona	2	4	68 H	Saint Mary's (CA)	3	10
16 H	Stanford	7	10					92 H	Southern California	9	8
16 H	Stanford	18	2					92 H	Southern California	0	1
20 A	LSU	5	2					92 H	Southern California	4	9
20 A	LSU	4	5								
20 A	LSU	3	4								
<hr/>											
				LAST 10 GAMES							
				33 H Arizona St.				122 A San Francisco			
				33 H Arizona St.				173 A Utah			
				16 H Stanford				173 A Utah			
				16 H Stanford				173 A Utah			
				16 H Stanford				39 H BYU			

Non-Div. I Games:

California

Average RPI Win: 123		WON-LOST RECORD		WINNING PCT. RANK		LAST 10 GAMES		STRENGTH OF SCHEDULE		OPP. STRENGTH OF SCHEDULE		TEAM RPI		ADJ RPI		CONF. RPI		ADJ CONF. RPI	
DIV. I ONLY		28-20-0		.58333 80		5-5-0		44		61		35		.56136 35		7		7	
DIV. I NON-CONF.		13-11-0		.54167 122		2-1-0		3		22		31		.57573 31		7		7	
TOTALS		RPI 1-25		RPI 26-50		W-L RECORDS		RPI 51-100		RPI 101-150		RPI 150+							
28-20-0		3-8-0		6-3-0		OVERALL		3-6-0		3-2-0		13-1-0							
13-6-0		1-3-0		4-2-0		HOME		0-1-0		2-0-0		6-0-0							
14-9-0		1-1-0		2-1-0		AWAY		3-4-0		1-2-0		7-1-0							
1-5-0		1-4-0		0-0-0		NEUTRAL		0-1-0		0-0-0		0-0-0							
13-11-0		2-6-0		4-2-0		NON-CONFERENCE		1-2-0		2-0-0		4-1-0							
4-3-0		0-1-0		2-1-0		HOME		0-1-0		2-0-0		0-0-0							
8-3-0		1-1-0		2-0-		AWAY		1-0-0		0-0-0		4-1-0							
1-5-0		1-4-0		0-0-0		NEUTRAL		0-1-0		0-0-0		0-0-0							
15-9-0		1-2-0		2-1-0		CONFERENCE		2-4-0		1-2-0		9-0-0							
9-3-0		1-2-0		2-1-0		HOME		0-0-0		0-0-0		6-0-0							
6-6-0		0-0-0		0-0-0		AWAY		2-4-0		1-2-0		3-0-0							
0-0-0		0-0-0		0-0-0		NEUTRAL		0-0-0		0-0-0		0-0-0							
RPI S	Opponent	Score		RPI S	Opponent	Score		RPI S	Opponent	Score		RPI S	Opponent	Score					
9 N	Texas Tech	2	1	27 A	Baylor	12	4	63 N	Sam Houston St.	10	11	119 H	Air Force	7	6				
13 N	Oregon St.	3	5	27 A	Baylor	2	0	65 A	Minnesota	2	5	119 H	Air Force	12	3				
13 N	Oregon St.	1	17	27 A	Baylor	3	10	65 A	Minnesota	10	1	121 A	Northwestern	2	10				
13 N	Oregon St.	3	8	33 H	Arizona St.	6	15	65 A	Minnesota	2	3	121 A	Northwestern	6	4				
13 N	Oregon St.	2	8	33 H	Arizona St.	2	1	85 A	Kansas St.	7	0	121 A	Northwestern	2	4				
22 H	Illinois	1	8	33 H	Arizona St.	8	5	85 H	Kansas St.	0	5	166 H	Michigan St.	4	1				
22 H	Illinois	5	6	46 H	Michigan	5	2	97 A	Iowa	2	3	166 H	Michigan St.	5	2				
22 H	Illinois	4	3	46 H	Michigan	7	0	97 A	Iowa	9	17	166 H	Michigan St.	6	2				
23 A	Creighton	1	2	46 H	Michigan	8	10	97 A	Iowa	3	2	189 A	Penn St.	4	2				
23 A	Creighton	6	3									189 A	Penn St.	3	1				
23 H	Creighton	2	10									189 A	Penn St.	3	2				
												209 A	Omaha	8	5				
												218 H	Purdue	9	5				
												218 H	Purdue	17	0				
												218 H	Purdue	13	4				
												219 A	UC Riverside	7	1				
												219 A	UC Riverside	9	10				
												219 A	UC Riverside	21	6				
												219 A	UC Riverside	10	6				
LAST 10 GAMES																			
46 H	Michigan	8	10	33 H	Arizona St.	6	15												
46 H	Michigan	7	0	121 A	Northwestern	6	4												
46 H	Michigan	5	2	121 A	Northwestern	2	10												
33 H	Arizona St.	8	5	121 A	Northwestern	2	4												
33 H	Arizona St.	2	1	22 H	Illinois	5	6												

Non-Div. I Games:

Nebraska

Average RPI Win: 108		WON-LOST RECORD		WINNING PCT. RANK		LAST 10 GAMES		STRENGTH OF SCHEDULE		OPP. STRENGTH OF SCHEDULE		TEAM RPI		ADJ RPI		CONF. RPI		ADJ CONF. RPI					
DIV. I ONLY		33-21-0		.61111 61		4-6-0		65		21		36		.55981 36		2		2					
DIV. I NON-CONF.		22-7-0		.75862 25		0		187		46		45		.56551 45		2		2					
TOTALS		RPI 1-25		RPI 26-50		W-L RECORDS		RPI 51-100		RPI 101-150		RPI 150+											
33-21-0		3-9-0		1-2-0		OVERALL		14-5-0		7-3-0		8-2-0											
17-8-0		1-4-0		0-0-0		HOME		5-2-0		5-1-0		6-1-0											
15-11-0		1-4-0		1-2-0		AWAY		9-3-0		2-1-0		2-1-0											
1-2-0		1-1-0		0-0-0		NEUTRAL		0-0-0		0-1-0		0-0-0											
22-7-0		1-1-0		0-0-0		NON-CONFERENCE		6-1-0		7-3-0		8-2-0											
13-2-0		1-0-0		0-0-0		HOME		1-0-0		5-1-0		6-1-0											
9-4-0		0-1-0		0-0-		AWAY		5-1-0		2-1-0		2-1-0											
0-1-0		0-0-0		0-0-0		NEUTRAL		0-0-0		0-1-0		0-0-0											
11-14-0		2-8-0		1-2-0		CONFERENCE		8-4-0		0-0-0		0-0-0											
4-6-0		0-4-0		0-0-0		HOME		4-2-0		0-0-0		0-0-0											
6-7-0		1-3-0		1-2-0		AWAY		4-2-0		0-0-0		0-0-0											
1-1-0		1-1-0		0-0-0		NEUTRAL		0-0-0		0-0-0		0-0-0											
RPI	S	Opponent		Score		RPI	S	Opponent		Score		RPI	S	Opponent		Score							
8	A	Oklahoma St.		5	6	27	A	Baylor		7	5	60	A	Texas		4	6	112	N	Cal St. Fullerton	6	8	
8	H	Oklahoma St.		7	10	27	A	Baylor		2	3	60	A	Texas		4	2	136	H	Missouri St.	6	1	
8	N	Oklahoma St.		3	2	27	A	Baylor		3	7	60	A	Texas		13	0	136	H	Missouri St.	11	2	
8	N	Oklahoma St.		1	5					61	H	Kansas		5	1	136	H	Missouri St.		8	11		
9	H	Texas Tech		4	8					61	H	Kansas		4	3	143	A	Rice		1	8		
9	H	Texas Tech		3	7					61	H	Kansas		10	5	143	A	Rice		17	8		
9	H	Texas Tech		6	10					65	A	Minnesota		1	8	143	A	Rice		6	0		
15	A	West Virginia		4	12					65	A	Minnesota		5	2	147	H	Cal Poly		5	2		
15	A	West Virginia		2	1					65	A	Minnesota		2	1	147	H	Cal Poly		4	1		
15	A	West Virginia		1	5					67	A	San Diego St.		1	0	147	H	Cal Poly		9	3		
24	A	DBU		2	7					74	H	TCU		2	4	152	H	Columbia		9	0		
24	H	DBU		4	2					74	H	TCU		4	6	152	H	Columbia		12	3		
										74	H	TCU		7	6	152	H	Columbia		9	1		
										82	A	Wichita St.		9	4	152	H	Columbia		6	2		
										85	A	Kansas St.		6	3	165	A	New Mexico		8	1		
										85	A	Kansas St.		2	5	165	A	New Mexico		8	6		
										85	A	Kansas St.		8	4	204	A	Oral Roberts		2	3		
										86	H	UT Arlington		9	1	204	H	Oral Roberts		2	4		
										93	A	San Diego		6	1	244	H	Texas Southern		10	2		
																292	H	Ark.-Pine Bluff		8	0		
						LAST 10 GAMES																	
						60	A	Texas		13	0	8	N	Oklahoma St.		1	5						
						60	A	Texas		4	6	9	H	Texas Tech		4	8						
						60	A	Texas		4	2	9	H	Texas Tech		3	7						
						8	H	Oklahoma St.		7	10	9	H	Texas Tech		6	10						
						8	N	Oklahoma St.		3	2	85	A	Kansas St.		6	3						

Non-Div. I Games:

Oklahoma

Average RPI Win: 146		WON-LOST	WINNING	LAST 10	STRENGTH OF		OPP. STRENGTH	TEAM	ADJ	CONF.	ADJ CONF.
Average RPI Loss: 74		RECORD	PCT. RANK	GAMES	SCHEDULE		OF SCHEDULE	RPI	RPI	RPI	RPI
DIV. I ONLY		37-18-0	.67273	35	6-4-0		70	91	37	.55931	37
DIV. I NON-CONF.		15-10-0	.6	95	0-2-0		24	90	60	.5486	60
TOTALS		RPI 1-25	RPI 26-50		W-L RECORDS		RPI 51-100		RPI 101-150		RPI 150+
37-18-0		1-5-0	2-1-0		OVERALL		4-6-0		14-4-0		16-2-0
23-10-0		0-4-0	0-1-0		HOME		2-4-0		10-0-0		11-1-0
14-8-0		1-1-0	2-0-0		AWAY		2-2-0		4-4-0		5-1-0
0-0-0		0-0-0	0-0-0		NEUTRAL		0-0-0		0-0-0		0-0-0
15-10-0		1-5-0	2-1-0		NON-CONFERENCE		0-1-0		7-2-0		5-1-0
12-6-0		0-4-0	0-1-0		HOME		0-0-0		7-0-0		5-1-0
3-4-0		1-1-0	2-0-		AWAY		0-1-0		0-2-0		0-0-0
0-0-0		0-0-0	0-0-0		NEUTRAL		0-0-0		0-0-0		0-0-0
22-8-0		0-0-0	0-0-0		CONFERENCE		4-5-0		7-2-0		11-1-0
11-4-0		0-0-0	0-0-0		HOME		2-4-0		3-0-0		6-0-0
11-4-0		0-0-0	0-0-0		AWAY		2-1-0		4-2-0		5-1-0
0-0-0		0-0-0	0-0-0		NEUTRAL		0-0-0		0-0-0		0-0-0
RPI S	Opponent	Score	RPI S	Opponent	Score	RPI S	Opponent	Score	RPI S	Opponent	Score
18 A	Miami (FL)	4 11	28 A	Florida	13 11	51 H	Louisiana Tech	11 3	110 H	Cincinnati	9 0
18 A	Miami (FL)	6 4	48 A	UCF	5 3	51 H	Louisiana Tech	3 5	110 H	Cincinnati	8 7
18 H	Miami (FL)	6 16	48 H	UCF	10 13	51 H	Louisiana Tech	1 2	110 H	Cincinnati	5 3
22 H	Illinois	10 11				56 A	Southern Miss.	7 8	111 A	North Florida	5 7
22 H	Illinois	6 7				56 A	Southern Miss.	18 9	111 A	North Florida	8 9
22 H	Illinois	3 5				56 A	Southern Miss.	8 5	117 H	FGCU	11 5
						63 A	Sam Houston St.	11 12	128 A	UAB	9 6
						64 H	Old Dominion	8 7	128 A	UAB	5 6
						64 H	Old Dominion	2 7	128 A	UAB	6 2
						64 H	Old Dominion	6 12	131 A	UTSA	8 5
									131 A	UTSA	6 2
									131 A	UTSA	1 4
									142 H	Northeastern	9 6
									142 H	Northeastern	2 1
									142 H	Northeastern	7 4
									143 H	Rice	12 4
									143 H	Rice	12 7
									143 H	Rice	4 2
									160 A	Western Ky.	6 4
									160 A	Western Ky.	4 11
									160 A	Western Ky.	8 5
									172 H	FIU	1 0
									172 H	FIU	7 1
									172 H	FIU	4 3
						63 A	Sam Houston St.	11 12	185 H	Appalachian St.	3 6
						56 A	Southern Miss.	7 8	196 H	Quinnipiac	7 4
						56 A	Southern Miss.	18 9	196 H	Quinnipiac	7 0
			LAST 10 GAMES								
			223 H	Middle Tenn.	8 7	131 A	UTSA	1 4	172 H	FIU	7 1
			223 H	Middle Tenn.	8 7	131 A	UTSA	8 5	172 H	FIU	4 3
			223 H	Middle Tenn.	5 4	63 A	Sam Houston St.	11 12	185 H	Appalachian St.	3 6
			48 H	UCF	10 13	56 A	Southern Miss.	7 8	196 H	Quinnipiac	7 4
			131 A	UTSA	6 2	56 A	Southern Miss.	18 9	196 H	Quinnipiac	7 0

Non-Div. I Games:

Fla. Atlantic

RPI	S	Opponent	Score	
213	A	Charlotte	10	6
213	A	Charlotte	12	5
213	A	Charlotte	8	4
223	H	Middle Tenn.	8	7
223	H	Middle Tenn.	8	7
223	H	Middle Tenn.	5	4
241	H	Monmouth	9	4
241	H	Monmouth	11	4
241	H	Monmouth	8	5

Fla. Atlantic

F
l
a
.
A
t
l
a
n
t
i
c

F
l
a
.
A
t
l
a
n
t
i
c

[illegible]

Non-Div. I Games:

Fresno St.

**F
r
e
s
n
o
s
t
.**

F
r
e
s
n
o
s
t
.

Fresno St.

Average RPI Win: 145 Average RPI Loss: 105		WON-LOST RECORD	WINNING PCT. RANK	LAST 10 GAMES	STRENGTH OF SCHEDULE	OPP. STRENGTH OF SCHEDULE	TEAM RPI	ADJ RPI	CONF. RPI	ADJ CONF. RPI					
DIV. I ONLY		36-15-0	.70588	16	7-3-0	143	116	39	.55865	39	9	9			
DIV. I NON-CONF.		17-7-0	.70833	42	1-1-0	210	117	52	.5556	52	10	10			
<hr/>															
TOTALS		RPI 1-25		RPI 26-50		W-L RECORDS		RPI 51-100		RPI 101-150		RPI 150+			
36-15-0		0-0-0		0-2-0		OVERALL		12-8-0		8-2-0		16-3-0			
17-4-0		0-0-0		0-0-0		HOME		7-3-0		5-1-0		5-0-0			
15-9-0		0-0-0		0-1-0		AWAY		5-5-0		0-0-0		10-3-0			
4-2-0		0-0-0		0-1-0		NEUTRAL		0-0-0		3-1-0		1-0-0			
<hr/>															
17-7-0		0-0-0		0-2-0		NON-CONFERENCE		3-2-0		6-1-0		8-2-0			
6-0-0		0-0-0		0-0-0		HOME		1-0-0		3-0-0		2-0-0			
7-5-0		0-0-0		0-0-		AWAY		2-2-0		0-0-0		5-2-0			
4-2-0		0-0-0		0-1-0		NEUTRAL		0-0-0		3-1-0		1-0-0			
<hr/>															
19-8-0		0-0-0		0-0-0		CONFERENCE		9-6-0		2-1-0		8-1-0			
11-4-0		0-0-0		0-0-0		HOME		6-3-0		2-1-0		3-0-0			
8-4-0		0-0-0		0-0-0		AWAY		3-3-0		0-0-0		5-1-0			
0-0-0		0-0-0		0-0-0		NEUTRAL		0-0-0		0-0-0		0-0-0			
<hr/>															
RPI	S	Opponent	Score	RPI	S	Opponent	Score	RPI	S	Opponent	Score	RPI	S	Opponent	Score
				34	A	California	2 3	57	A	Washington	4 0	121	N	Northwestern	4 3
				34	N	California	6 10	57	A	Washington	7 3	121	N	Northwestern	2 3
								57	A	Washington	0 1	121	N	Northwestern	11 2
								59	H	Oregon	7 3	122	H	San Francisco	17 9
								62	H	Pepperdine	13 7	122	H	San Francisco	1 9
								62	H	Pepperdine	0 7	122	H	San Francisco	20 3
								62	H	Pepperdine	4 2	135	N	Ohio St.	5 1
								67	A	San Diego St.	5 10	144	H	Milwaukee	14 6
								68	H	Saint Mary's (CA)	11 0	144	H	Milwaukee	5 3
								68	H	Saint Mary's (CA)	10 6	144	H	Milwaukee	11 8
								68	H	Saint Mary's (CA)	5 3	159	A	Pacific	11 7
								73	H	Gonzaga	2 4	159	A	Pacific	5 0
								73	H	Gonzaga	2 4	159	A	Pacific	12 1
								73	H	Gonzaga	7 4	160	A	A&M-Corpus Christi	6 2
								93	A	San Diego	5 6	164	H	Portland	11 1
								93	A	San Diego	5 15	164	H	Portland	10 1
								93	A	San Diego	17 4	164	H	Portland	3 1
								94	A	LMU (CA)	8 5	173	A	Utah	6 8
								94	A	LMU (CA)	10 3	173	A	Utah	10 3
								94	A	LMU (CA)	1 5	204	N	Oral Roberts	8 3
												210	A	Lamar University	4 0
												210	A	Lamar University	1 3
												210	A	Lamar University	4 2
												270	A	Utah Valley	14 13
												270	H	Utah Valley	5 1
												275	A	Santa Clara	7 5
												275	A	Santa Clara	3 1

Non-Div. I Games:

BYU

RPI	S	Opponent	Score	
275	A	Santa Clara	2	4
282	H	Niagara	11	5

BYU

B
Y
U

B
Y
U

Average RPI Win: 124		WON-LOST RECORD		WINNING PCT. RANK		LAST 10 GAMES		STRENGTH OF SCHEDULE		OPP. STRENGTH OF SCHEDULE		TEAM RPI		ADJ RPI		CONF. RPI		ADJ CONF. RPI	
DIV. I ONLY		30-26-0		.53571 129		4-6-0		9		20		40		.55842 40		1		1	
DIV. I NON-CONF.		22-3-0		.88 4		2-0-0		133		212		18		.58595 18		1		1	
TOTALS		RPI 1-25		RPI 26-50		W-L RECORDS		RPI 51-100		RPI 101-150		RPI 150+							
30-26-0		5-17-0		1-5-0		OVERALL		6-1-0		10-3-0		8-0-0							
20-13-0		3-9-0		0-0-0		HOME		4-1-0		5-3-0		8-0-0							
9-13-0		1-8-0		1-5-0		AWAY		2-0-0		5-0-0		0-0-0							
1-0-0		1-0-0		0-0-0		NEUTRAL		0-0-0		0-0-0		0-0-0							
22-3-0		0-0-0		0-0-0		NON-CONFERENCE		4-0-0		10-3-0		8-0-0							
15-3-0		0-0-0		0-0-0		HOME		2-0-0		5-3-0		8-0-0							
7-0-0		0-0-0		0-0-		AWAY		2-0-0		5-0-0		0-0-0							
0-0-0		0-0-0		0-0-0		NEUTRAL		0-0-0		0-0-0		0-0-0							
8-23-0		5-17-0		1-5-0		CONFERENCE		2-1-0		0-0-0		0-0-0							
5-10-0		3-9-0		0-0-0		HOME		2-1-0		0-0-0		0-0-0							
2-13-0		1-8-0		1-5-0		AWAY		0-0-0		0-0-0		0-0-0							
1-0-0		1-0-0		0-0-0		NEUTRAL		0-0-0		0-0-0		0-0-0							
RPI	S	Opponent	Score		RPI	S	Opponent	Score		RPI	S	Opponent	Score		RPI	S	Opponent	Score	
2	H	Vanderbilt	4	7	26	A	Ole Miss	0	1	71	A	Samford	21	2	105	A	South Alabama	6	1
2	H	Vanderbilt	0	2	26	A	Ole Miss	8	6	71	H	Samford	4	2	105	A	South Alabama	10	5
2	H	Vanderbilt	5	13	26	A	Ole Miss	2	12	77	H	South Carolina	9	0	105	A	South Alabama	7	3
3	A	Georgia	1	9	28	A	Florida	1	3	77	H	South Carolina	4	5	106	A	Troy	7	3
3	A	Georgia	2	12	28	A	Florida	3	12	77	H	South Carolina	4	1	106	H	Troy	4	8
3	A	Georgia	4	9	28	A	Florida	3	6	100	A	Jacksonville St.	6	3	115	H	Ball St.	6	0
4	A	Mississippi St.	3	13						100	H	Jacksonville St.	13	2	115	H	Ball St.	7	1
4	A	Mississippi St.	1	9											115	H	Ball St.	5	8
4	A	Mississippi St.	0	6											128	A	UAB	3	2
6	H	Arkansas	2	10											128	H	UAB	4	3
6	H	Arkansas	3	12											148	H	Presbyterian	7	2
6	H	Arkansas	10	0											148	H	Presbyterian	1	4
14	H	Texas A&M	2	3											148	H	Presbyterian	9	4
14	H	Texas A&M	5	6											176	H	South Dakota St.	5	4
14	H	Texas A&M	2	1											200	H	Maine	16	0
17	A	Auburn	7	17											223	H	Middle Tenn.	2	0
17	A	Auburn	7	6											242	H	North Ala.	4	1
17	A	Auburn	1	5											242	H	North Ala.	8	0
17	N	Auburn	6	3											279	H	Northern Ky.	10	1
20	H	LSU	2	5											279	H	Northern Ky.	15	1
20	H	LSU	6	1											279	H	Northern Ky.	9	4
20	H	LSU	4	5															
LAST 10 GAMES																			
		3	A	Georgia	1	9				14	H	Texas A&M	2	1					
		3	A	Georgia	2	12				14	H	Texas A&M	2	3					
		3	A	Georgia	4	9				106	A	Troy	7	3					
		71	H	Samford	4	2				17	A	Auburn	7	17					
		14	H	Texas A&M	5	6				17	A	Auburn	7	6					

Non-Div. I Games:

Alabama

Average RPI Win: 132		WON-LOST	WINNING	LAST 10	STRENGTH OF		OPP. STRENGTH	TEAM	ADJ	CONF.	ADJ CONF.			
Average RPI Loss: 47		RECORD	PCT. RANK	GAMES	SCHEDULE		OF SCHEDULE	RPI	RPI	RPI	RPI			
DIV. I ONLY		32-22-0	.59259	73	6-4-0		27	44	41	.55677	41			
DIV. I NON-CONF.		18-6-0	.75	26	2-0-0		116	204	56	.55269	56			
TOTALS		RPI 1-25	RPI 26-50		W-L RECORDS		RPI 51-100		RPI 101-150		RPI 150+			
32-22-0		6-11-0	1-2-0		OVERALL		9-7-0		1-1-0		15-1-0			
23-10-0		3-4-0	1-2-0		HOME		4-3-0		1-0-0		14-1-0			
9-9-0		3-6-0	0-0-0		AWAY		5-3-0		0-0-0		1-0-0			
0-3-0		0-1-0	0-0-0		NEUTRAL		0-1-0		0-1-0		0-0-0			
18-6-0		1-1-0	0-0-0		NON-CONFERENCE		4-3-0		1-1-0		12-1-0			
16-2-0		1-0-0	0-0-0		HOME		3-1-0		1-0-0		11-1-0			
2-1-0		0-0-0	0-0-		AWAY		1-1-0		0-0-0		1-0-0			
0-3-0		0-1-0	0-0-0		NEUTRAL		0-1-0		0-1-0		0-0-0			
14-16-0		5-10-0	1-2-0		CONFERENCE		5-4-0		0-0-0		3-0-0			
7-8-0		2-4-0	1-2-0		HOME		1-2-0		0-0-0		3-0-0			
7-8-0		3-6-0	0-0-0		AWAY		4-2-0		0-0-0		0-0-0			
0-0-0		0-0-0	0-0-0		NEUTRAL		0-0-0		0-0-0		0-0-0			
RPI	S	Opponent	Score		RPI	S	Opponent	Score		RPI	S	Opponent	Score	
2	N	Vanderbilt	9	15	44	H	Duke	1	2	52	A	Liberty	5	14
7	H	Louisville	12	6	44	H	Duke	6	8	52	H	Liberty	6	3
7	H	Louisville	7	15	44	H	Duke	11	3	53	A	VCU	3	2
7	H	Louisville	10	2						53	H	VCU	8	7
10	A	Georgia Tech	5	6						55	H	Florida St.	2	14
10	A	Georgia Tech	3	7						55	H	Florida St.	13	3
10	A	Georgia Tech	9	8						55	H	Florida St.	3	5
18	H	Miami (FL)	1	2						64	H	Old Dominion	4	2
18	H	Miami (FL)	6	9						66	A	Virginia Tech	4	8
18	H	Miami (FL)	1	3						66	A	Virginia Tech	8	6
19	A	NC State	7	8						66	A	Virginia Tech	5	3
19	A	NC State	0	3						74	N	TCU	4	9
19	A	NC State	4	3						84	H	William & Mary	3	9
21	A	North Carolina	4	5						99	A	Notre Dame	12	7
21	A	North Carolina	12	5						99	A	Notre Dame	6	5
21	A	North Carolina	4	5						99	A	Notre Dame	2	5
25	H	UConn	6	3										
LAST 10 GAMES														
66	A	Virginia Tech	4	8	7	H	Louisville	10	2					
66	A	Virginia Tech	5	3	7	H	Louisville	7	15					
66	A	Virginia Tech	8	6	53	A	VCU	3	2					
53	H	VCU	8	7	21	A	North Carolina	4	5					
7	H	Louisville	12	6	21	A	North Carolina	4	5					

Non-Div. I Games:

Virginia

Average RPI Win: 97		WON-LOST	WINNING	LAST 10	STRENGTH OF		OPP. STRENGTH	TEAM	ADJ		CONF.	ADJ CONF.
Average RPI Loss: 72		RECORD	PCT. RANK	GAMES	SCHEDULE		OF SCHEDULE	RPI	RPI		RPI	RPI
DIV. I ONLY		32-23-0	.58182	81	5-5-0		37	29	42		.55671	42
DIV. I NON-CONF.		20-10-0	.66667	60	2-1-0		34	23	35		.57076	35
TOTALS		RPI 1-25	RPI 26-50		W-L RECORDS		RPI 51-100		RPI 101-150		RPI 150+	
32-23-0		5-7-0	3-4-0		OVERALL		8-2-0		10-10-0		6-0-0	
19-10-0		3-4-0	2-1-0		HOME		3-1-0		7-4-0		4-0-0	
12-8-0		2-1-0	1-2-0		AWAY		4-0-0		3-5-0		2-0-0	
1-5-0		0-2-0	0-1-0		NEUTRAL		1-1-0		0-1-0		0-0-0	
20-10-0		3-2-0	2-2-0		NON-CONFERENCE		3-1-0		6-5-0		6-0-0	
13-4-0		1-0-0	2-1-0		HOME		1-0-0		5-3-0		4-0-0	
6-2-0		2-1-0	0-0-		AWAY		1-0-0		1-1-0		2-0-0	
1-4-0		0-1-0	0-1-0		NEUTRAL		1-1-0		0-1-0		0-0-0	
12-13-0		2-5-0	1-2-0		CONFERENCE		5-1-0		4-5-0		0-0-0	
6-6-0		2-4-0	0-0-0		HOME		2-1-0		2-1-0		0-0-0	
6-6-0		0-0-0	1-2-0		AWAY		3-0-0		2-4-0		0-0-0	
0-1-0		0-1-0	0-0-0		NEUTRAL		0-0-0		0-0-0		0-0-0	
RPI S	Opponent	Score	RPI S	Opponent	Score	RPI S	Opponent	Score	RPI S	Opponent	Score	
5 H	East Carolina	3 15	45 N	Texas St.	4 9	63 A	Sam Houston St.	12 7	101 A	McNeese	0 1	
5 H	East Carolina	1 3	47 H	Arizona	9 7	63 H	Sam Houston St.	2 1	101 H	McNeese	5 13	
5 H	East Carolina	2 0	47 H	Arizona	4 9	63 N	Sam Houston St.	9 3	108 H	Northwestern St.	1 2	
14 H	Texas A&M	4 1	47 H	Arizona	2 1	74 N	TCU	6 10	108 H	Northwestern St.	5 3	
14 N	Texas A&M	2 3	48 A	UCF	10 11	82 A	Wichita St.	7 4	108 H	Northwestern St.	5 4	
24 A	DBU	2 0	48 A	UCF	0 8	82 A	Wichita St.	13 5	110 H	Cincinnati	3 1	
24 A	DBU	4 8	48 A	UCF	2 0	82 A	Wichita St.	7 3	110 H	Cincinnati	2 3	
24 A	DBU	8 6				88 H	Tulane	12 7	110 H	Cincinnati	8 4	
25 H	UConn	3 9				88 H	Tulane	7 9	114 A	South Fla.	3 5	
25 H	UConn	1 2				88 H	Tulane	5 2	114 A	South Fla.	3 4	
25 H	UConn	5 4							114 A	South Fla.	7 1	
25 N	UConn	3 4							125 A	Memphis	4 3	
									125 A	Memphis	4 6	
									125 A	Memphis	3 7	
									129 H	UNLV	9 2	
									129 H	UNLV	2 0	
									131 H	UTSA	4 2	
									143 A	Rice	8 2	
									143 H	Rice	3 5	
									143 N	Rice	1 2	
									163 H	Army West Point	3 2	
									163 H	Army West Point	9 7	
									163 H	Army West Point	6 3	
									171 A	SFA	16 1	
									172 H	FIU	5 4	
									210 A	Lamar University	8 7	
			LAST 10 GAMES									
			25 N	UConn	3 4	88 H	Tulane	5 2				
			48 A	UCF	10 11	88 H	Tulane	7 9				
			48 A	UCF	2 0	88 H	Tulane	12 7				
			48 A	UCF	0 8	129 H	UNLV	9 2				
			143 N	Rice	1 2	129 H	UNLV	2 0				

Non-Div. I Games:

Houston

Average RPI Win: 107		WON-LOST RECORD		WINNING PCT. RANK		LAST 10 GAMES		STRENGTH OF SCHEDULE		OPP. STRENGTH OF SCHEDULE		TEAM RPI		ADJ RPI		CONF. RPI		ADJ CONF. RPI	
DIV. I ONLY		33-24-0		.57895 84		5-5-0		35		27		43		.55622 43		3		3	
DIV. I NON-CONF.		18-8-0		.69231 48		2-1-0		130		82		71		.54273 70		4		4	
TOTALS		RPI 1-25		RPI 26-50		W-L RECORDS		RPI 51-100		RPI 101-150		RPI 150+							
33-24-0		7-7-0		0-3-0		OVERALL		13-10-0		4-4-0		9-0-0							
21-12-0		5-2-0		0-3-0		HOME		5-4-0		4-3-0		7-0-0							
10-11-0		2-5-0		0-0-0		AWAY		6-5-0		0-1-0		2-0-0							
2-1-0		0-0-0		0-0-0		NEUTRAL		2-1-0		0-0-0		0-0-0							
18-8-0		0-2-0		0-0-0		NON-CONFERENCE		5-2-0		4-4-0		9-0-0							
13-5-0		0-1-0		0-0-0		HOME		2-1-0		4-3-0		7-0-0							
3-3-0		0-1-0		0-0-		AWAY		1-1-0		0-1-0		2-0-0							
2-0-0		0-0-0		0-0-0		NEUTRAL		2-0-0		0-0-0		0-0-0							
15-16-0		7-5-0		0-3-0		CONFERENCE		8-8-0		0-0-0		0-0-0							
8-7-0		5-1-0		0-3-0		HOME		3-3-0		0-0-0		0-0-0							
7-8-0		2-4-0		0-0-0		AWAY		5-4-0		0-0-0		0-0-0							
0-1-0		0-0-0		0-0-0		NEUTRAL		0-1-0		0-0-0		0-0-0							
RPI S	Opponent	Score		RPI S	Opponent	Score		RPI S	Opponent	Score		RPI S	Opponent	Score					
3 A	Georgia	2	3	44 H	Duke	8	9	54 H	Wake Forest	5	14	105 H	South Alabama	6	2				
3 H	Georgia	3	5	44 H	Duke	8	9	54 H	Wake Forest	10	9	105 H	South Alabama	3	4				
7 H	Louisville	5	1	44 H	Duke	3	5	54 H	Wake Forest	4	3	105 H	South Alabama	7	2				
7 H	Louisville	6	3					55 A	Florida St.	4	6	123 H	Winthrop	6	8				
7 H	Louisville	4	7					55 A	Florida St.	2	16	134 A	Gardner-Webb	7	9				
10 A	Georgia Tech	7	8					55 A	Florida St.	2	6	134 H	Gardner-Webb	10	2				
10 A	Georgia Tech	11	7					58 A	Boston College	2	3	148 H	Presbyterian	7	8				
10 A	Georgia Tech	8	13					58 A	Boston College	9	5	150 H	ETSU	14	3				
19 A	NC State	1	6					58 A	Boston College	8	1	168 A	Furman	3	1				
19 A	NC State	4	3					58 N	Boston College	5	7	168 H	Furman	2	0				
19 A	NC State	3	8					66 A	Virginia Tech	12	9	213 A	Charlotte	8	5				
21 H	North Carolina	3	2					66 A	Virginia Tech	14	1	213 H	Charlotte	7	6				
21 H	North Carolina	17	3					66 A	Virginia Tech	6	4	237 H	Tennessee Tech	7	4				
21 H	North Carolina	5	4					76 A	Coastal Caro.	14	3	249 H	VMI	8	6				
								76 H	Coastal Caro.	8	5	249 H	VMI	8	2				
								77 A	South Carolina	3	14	249 H	VMI	11	6				
								77 H	South Carolina	4	5	271 H	The Citadel	17	3				
								77 N	South Carolina	11	5								
								81 H	Col. of Charleston	13	1								
								81 N	Col. of Charleston	4	1								
				LAST 10 GAMES															
				58 N Boston College				5				7							
				54 H Wake Forest				5				14							
				54 H Wake Forest				10				9							
				54 H Wake Forest				4				3							
				76 A Coastal Caro.				14				3							

Non-Div. I Games:

Clemson

RPI	S	Opponent	Score	
99	H	Notre Dame	2	9
99	H	Notre Dame	2	4
99	H	Notre Dame	5	1
19	A	NC State	3	8
19	A	NC State	4	3
19	A	NC State	1	6
271	H	The Citadel	17	3
148	H	Presbyterian	7	8

C
l
e
m
s
o
n

C
l
e
m
s
o
n

Duke		Average RPI Win: 120	Average RPI Loss: 55	WON-LOST RECORD	WINNING PCT. RANK	LAST 10 GAMES	STRENGTH OF SCHEDULE	OPP. STRENGTH OF SCHEDULE	TEAM RPI	ADJ RPI	CONF. RPI	ADJ CONF. RPI
DIV. I ONLY		31-24-0	.56364	103	3-7-0	16	43	44	.55574	44	3	3
DIV. I NON-CONF.		15-9-0	.625	81	0-3-0	37	215	75	.53805	75	4	4
TOTALS		RPI 1-25	RPI 26-50		W-L RECORDS		RPI 51-100		RPI 101-150		RPI 150+	
31-24-0		4-11-0	5-1-0		OVERALL		7-8-0		2-1-0		13-3-0	
18-14-0		3-5-0	0-0-0		HOME		4-6-0		2-1-0		9-2-0	
10-9-0		1-6-0	5-1-0		AWAY		2-2-0		0-0-0		2-0-0	
3-1-0		0-0-0	0-0-0		NEUTRAL		1-0-0		0-0-0		2-1-0	
15-9-0		2-1-0	0-0-0		NON-CONFERENCE		1-4-0		2-1-0		10-3-0	
11-6-0		2-0-0	0-0-0		HOME		1-3-0		2-1-0		6-2-0	
2-2-0		0-1-0	0-0-		AWAY		0-1-0		0-0-0		2-0-0	
2-1-0		0-0-0	0-0-0		NEUTRAL		0-0-0		0-0-0		2-1-0	
16-15-0		2-10-0	5-1-0		CONFERENCE		6-4-0		0-0-0		3-0-0	
7-8-0		1-5-0	0-0-0		HOME		3-3-0		0-0-0		3-0-0	
8-7-0		1-5-0	5-1-0		AWAY		2-1-0		0-0-0		0-0-0	
1-0-0		0-0-0	0-0-0		NEUTRAL		1-0-0		0-0-0		0-0-0	
RPI S	Opponent	Score	RPI S	Opponent	Score	RPI S	Opponent	Score	RPI S	Opponent	Score	
5 A	East Carolina	1 6	41 A	Virginia	2 1	52 A	Liberty	2 3	121 H	Northwestern	23 8	
5 H	East Carolina	7 2	41 A	Virginia	3 11	52 H	Liberty	3 9	121 H	Northwestern	3 5	
7 H	Louisville	6 8	41 A	Virginia	8 6	53 H	VCU	3 5	121 H	Northwestern	5 4	
7 H	Louisville	1 2	43 A	Clemson	9 8	53 H	VCU	2 1	153 A	Davidson	7 2	
7 H	Louisville	3 8	43 A	Clemson	5 3	54 H	Wake Forest	16 2	153 H	Davidson	7 3	
9 H	Texas Tech	13 6	43 A	Clemson	9 8	54 H	Wake Forest	8 9	169 H	Richmond	5 2	
10 H	Georgia Tech	10 14				54 H	Wake Forest	4 5	184 H	Penn	6 7	
10 H	Georgia Tech	10 4				58 A	Boston College	0 5	184 H	Penn	1 3	
10 H	Georgia Tech	3 15				58 A	Boston College	4 1	187 H	Pittsburgh	2 0	
18 A	Miami (FL)	3 4				58 A	Boston College	8 0	187 H	Pittsburgh	10 9	
18 A	Miami (FL)	12 3				66 H	Virginia Tech	2 6	187 H	Pittsburgh	6 5	
18 A	Miami (FL)	1 5				66 H	Virginia Tech	4 0	189 N	Penn St.	9 2	
21 A	North Carolina	0 1				66 H	Virginia Tech	9 5	189 N	Penn St.	14 0	
21 A	North Carolina	7 8				69 H	Campbell	6 12	189 N	Penn St.	7 8	
21 A	North Carolina	6 16				99 N	Notre Dame	10 6	269 A	N.C. Central	7 5	
									269 H	N.C. Central	6 2	
									273 H	Lehigh	8 1	
									273 H	Lehigh	7 0	
									273 H	Lehigh	4 3	
LAST 10 GAMES												
			99 N	Notre Dame	10 6	10 H	Georgia Tech	10 4				
			18 A	Miami (FL)	1 5	10 H	Georgia Tech	3 15				
			18 A	Miami (FL)	12 3	10 H	Georgia Tech	10 14				
			18 A	Miami (FL)	3 4	52 H	Liberty	3 9				
			52 A	Liberty	2 3	53 H	VCU	3 5				

Non-Div. I Games:

Duke

Average RPI Win:		123	WON-LOST RECORD		WINNING PCT. RANK		LAST 10 GAMES		STRENGTH OF SCHEDULE		OPP. STRENGTH OF SCHEDULE		TEAM RPI		ADJ RPI		CONF. RPI		ADJ CONF. RPI	
DIV. I ONLY			36-18-0		.66667 37		5-5-0		103		56		45		.5543 45		10		10	
DIV. I NON-CONF.			16-8-0		.66667 60		0-1-0		52		10		42		.56795 42		8		8	
TOTALS		RPI 1-25		RPI 26-50		W-L RECORDS		RPI 51-100		RPI 101-150		RPI 150+								
36-18-0		3-3-0		1-1-0		OVERALL		6-4-0		17-7-0		9-3-0								
19-8-0		1-2-0		0-0-0		HOME		3-1-0		8-3-0		7-2-0								
14-8-0		1-0-0		0-0-0		AWAY		3-3-0		8-4-0		2-1-0								
3-2-0		1-1-0		1-1-0		NEUTRAL		0-0-0		1-0-0		0-0-0								
16-8-0		3-3-0		1-1-0		NON-CONFERENCE		1-0-0		9-3-0		2-1-0								
8-4-0		1-2-0		0-0-0		HOME		1-0-0		4-1-0		2-1-0								
5-2-0		1-0-0		0-0-		AWAY		0-0-0		4-2-0		0-0-0								
3-2-0		1-1-0		1-1-0		NEUTRAL		0-0-0		1-0-0		0-0-0								
20-10-0		0-0-0		0-0-0		CONFERENCE		5-4-0		8-4-0		7-2-0								
11-4-0		0-0-0		0-0-0		HOME		2-1-0		4-2-0		5-1-0								
9-6-0		0-0-0		0-0-0		AWAY		3-3-0		4-2-0		2-1-0								
0-0-0		0-0-0		0-0-0		NEUTRAL		0-0-0		0-0-0		0-0-0								
RPI	S	Opponent		Score		RPI	S	Opponent		Score		RPI	S	Opponent		Score				
14	A	Texas A&M		5	3	27	N	Baylor		4	5	60	H	Texas		7	6			
23	N	Creighton		12	9	42	N	Houston		9	4	75	A	Ga. Southern		14	4			
23	N	Creighton		5	6							75	A	Ga. Southern		0	12			
25	H	UConn		5	3							75	A	Ga. Southern		8	2			
25	H	UConn		1	4							86	H	UT Arlington		13	11			
25	H	UConn		4	8							86	H	UT Arlington		3	5			
												86	H	UT Arlington		10	9			
												91	A	Little Rock		13	9			
												91	A	Little Rock		5	9			
												91	A	Little Rock		3	4			
														Incarnate Word		1	6			
														Incarnate Word		7	4			
												116	H	Nevada		0	4			
												124	A	Louisiana		10	8			
												124	A	Louisiana		3	2			
												124	A	Louisiana		13	9			
												131	A	UTSA		5	8			
												131	A	UTSA		8	3			
												131	H	UTSA		14	1			
												136	H	Missouri St.		10	0			
												137	H	La.-Monroe		6	5			
												137	H	La.-Monroe		5	1			
												137	H	La.-Monroe		13	1			
												143	A	Rice		5	0			
												86	H	UT Arlington		13	11			
												232	H	Georgia St.		12	2			
												232	H	Georgia St.		5	1			
												232	H	Georgia St.		1	3			
												131	A	UTSA		5	8			
												143	H	Rice		7	6			
												143	N	Rice		1	0			
												160	H	A&M-Corpus Christi		5	12			
												167	H	Arkansas St.		16	14			
												167	H	Arkansas St.		5	3			

Non-Div. I Games:

Texas St.

RPI	S	Opponent	Score	
167	H	Arkansas St.	7	6
173	H	Utah	8	3
185	A	Appalachian St.	0	3
185	A	Appalachian St.	5	4
185	A	Appalachian St.	8	3
220	H	Houston Baptist	17	8
232	H	Georgia St.	5	1
232	H	Georgia St.	12	2
232	H	Georgia St.	1	3

Texas St.

T
e
x
a
s
S
t
.

T
e
x
a
s
S
t
.

M
i
c
h
i
g
a
n

Michigan

RPI	S	Opponent	Score	
255	H	Toledo	8	2
271	A	The Citadel	2	0
271	A	The Citadel	6	3
271	A	The Citadel	9	1
276	H	Bowling Green	10	5
287	H	Eastern Mich.	10	1

Michigan

M
i
c
h
i
g
a
n

M
i
c
h
i
g
a
n

Average RPI Win: 114		WON-LOST RECORD	WINNING PCT. RANK	LAST 10 GAMES	STRENGTH OF SCHEDULE	OPP. STRENGTH OF SCHEDULE	TEAM RPI	ADJ RPI	CONF. RPI	ADJ CONF. RPI							
Average RPI Loss: 57																	
DIV. I ONLY		29-24-0	.54717 116	9-1-0	10	51	47	.55376 47	4	4							
DIV. I NON-CONF.		17-9-0	.65385 64	5-0-0	57	140	55	.55284 55	3	3							
<hr/>																	
TOTALS		RPI 1-25		RPI 26-50		W-L RECORDS		RPI 51-100		RPI 101-150		RPI 150+					
29-24-0		1-8-0		2-8-0		OVERALL		12-2-0		5-3-0		9-3-0					
22-10-0		0-0-0		1-3-0		HOME		12-1-0		3-3-0		6-3-0					
7-14-0		1-8-0		1-5-0		AWAY		0-1-0		2-0-0		3-0-0					
0-0-0		0-0-0		0-0-0		NEUTRAL		0-0-0		0-0-0		0-0-0					
17-9-0		0-0-0		1-2-0		NON-CONFERENCE		4-2-0		5-3-0		7-2-0					
11-6-0		0-0-0		0-0-0		HOME		4-1-0		3-3-0		4-2-0					
6-3-0		0-0-0		1-0-		AWAY		0-1-0		2-0-0		3-0-0					
0-0-0		0-0-0		0-0-0		NEUTRAL		0-0-0		0-0-0		0-0-0					
12-15-0		1-8-0		1-6-0		CONFERENCE		8-0-0		0-0-0		2-1-0					
11-4-0		0-0-0		1-3-0		HOME		8-0-0		0-0-0		2-1-0					
1-11-0		1-8-0		0-3-0		AWAY		0-0-0		0-0-0		0-0-0					
0-0-0		0-0-0		0-0-0		NEUTRAL		0-0-0		0-0-0		0-0-0					
RPI	S	Opponent		Score		RPI	S	Opponent		Score		RPI	S	Opponent		Score	
1	A	UCLA		5 10		33	A	Arizona St.		3 8		57	H	Washington		7 4	
1	A	UCLA		10 12		33	A	Arizona St.		16 17		57	H	Washington		14 2	
1	A	UCLA		1 3		33	A	Arizona St.		2 8		57	H	Washington		9 3	
13	A	Oregon St.		4 8		33	H	Arizona St.		7 10		59	H	Oregon		9 8	
13	A	Oregon St.		3 15		34	H	California		3 7		59	H	Oregon		28 7	
13	A	Oregon St.		3 9		34	H	California		4 2		59	H	Oregon		17 6	
16	A	Stanford		6 3		34	H	California		7 10		63	H	Sam Houston St.		16 2	
16	A	Stanford		3 13		42	A	Houston		9 4		63	H	Sam Houston St.		14 7	
16	A	Stanford		5 13		42	A	Houston		7 9		67	A	San Diego St.		4 6	
						42	A	Houston		1 2		81	H	Col. of Charleston		6 10	
												81	H	Col. of Charleston		7 5	
												81	H	Col. of Charleston		7 5	
												92	H	Southern California		12 4	
												92	H	Southern California		8 5	
	</																

Non-Div. I Games:

Arizona

[illegible]

Non-Div. I Games:

UCF

Average RPI Win: 124		WON-LOST	WINNING	LAST 10	STRENGTH OF		OPP. STRENGTH	TEAM	ADJ	CONF.	ADJ CONF.
Average RPI Loss: 19		RECORD	PCT. RANK	GAMES	SCHEDULE		OF SCHEDULE	RPI	RPI	RPI	RPI
DIV. I ONLY		26-29-0	.47273	180	4-6-0		3	9	49	.55179	49
DIV. I NON-CONF.		19-6-0	.76	24	2-0-0		55	105	16	.58999	16
TOTALS		RPI 1-25	RPI 26-50		W-L RECORDS		RPI 51-100		RPI 101-150		RPI 150+
26-29-0		2-21-0	6-5-0		OVERALL		3-3-0		3-0-0		12-0-0
16-15-0		2-14-0	2-0-0		HOME		2-1-0		0-0-0		10-0-0
10-14-0		0-7-0	4-5-0		AWAY		1-2-0		3-0-0		2-0-0
0-0-0		0-0-0	0-0-0		NEUTRAL		0-0-0		0-0-0		0-0-0
19-6-0		0-5-0	2-0-0		NON-CONFERENCE		2-1-0		3-0-0		12-0-0
14-2-0		0-1-0	2-0-0		HOME		2-1-0		0-0-0		10-0-0
5-4-0		0-4-0	0-0-0		AWAY		0-0-0		3-0-0		2-0-0
0-0-0		0-0-0	0-0-0		NEUTRAL		0-0-0		0-0-0		0-0-0
7-23-0		2-16-0	4-5-0		CONFERENCE		1-2-0		0-0-0		0-0-0
2-13-0		2-13-0	0-0-0		HOME		0-0-0		0-0-0		0-0-0
5-10-0		0-3-0	4-5-0		AWAY		1-2-0		0-0-0		0-0-0
0-0-0		0-0-0	0-0-0		NEUTRAL		0-0-0		0-0-0		0-0-0
RPI S	Opponent	Score	RPI S	Opponent	Score	RPI S	Opponent	Score	RPI S	Opponent	Score
2 H	Vanderbilt	4 7	26 A	Ole Miss	4 2	58 H	Boston College	3 12	126 A	Austin Peay	8 4
2 H	Vanderbilt	4 12	26 A	Ole Miss	4 1	70 H	Xavier	16 3	126 A	Austin Peay	12 5
2 H	Vanderbilt	10 16	26 A	Ole Miss	2 8	77 A	South Carolina	6 2	126 A	Austin Peay	11 1
3 H	Georgia	8 10	28 A	Florida	8 12	77 A	South Carolina	4 5	155 A	Lipscomb	6 2
3 H	Georgia	5 0	28 A	Florida	8 10	77 A	South Carolina	3 11	160 A	Western Ky.	15 4
3 H	Georgia	3 7	28 A	Florida	5 1	90 H	Morehead St.	7 0	160 H	Western Ky.	15 0
6 H	Arkansas	1 9	30 A	Missouri	2 9				183 H	Canisius	10 2
6 H	Arkansas	4 3	30 A	Missouri	4 5				183 H	Canisius	12 3
6 H	Arkansas	2 5	30 A	Missouri	4 2				183 H	Canisius	4 3
7 A	Louisville	3 8	31 H	Indiana	5 2				199 H	Eastern Ky.	7 3
7 H	Louisville	6 18	46 H	Michigan	7 4				223 H	Middle Tenn.	5 4
9 A	Texas Tech	7 10							223 H	Middle Tenn.	4 1
9 A	Texas Tech	4 19							223 H	Middle Tenn.	7 0
9 A	Texas Tech	4 7							239 H	SIUE	6 4
12 H	Tennessee	2 4							279 H	Northern Ky.	5 4
12 H	Tennessee	1 16									
12 H	Tennessee	2 8									
14 H	Texas A&M	5 17									
14 H	Texas A&M	3 9									
14 H	Texas A&M	3 5									
20 A	LSU	1 2									
20 A	LSU	4 16									
20 A	LSU	2 7									
LAST 10 GAMES											
	2 H Vanderbilt	4 7		77 A	South Carolina	3 11					
	2 H Vanderbilt	4 12		77 A	South Carolina	4 5					
	2 H Vanderbilt	10 16		31 H	Indiana	5 2					
	46 H	Michigan	7 4	6 H	Arkansas	4 3					
	77 A	South Carolina	6 2	6 H	Arkansas	1 9					

Non-Div. I Games:

Kentucky

U
C
I
r
v
i
n
e

UC Irvine

RPI	S	Opponent	Score	
238	H	Long Beach St.	4	1
238	H	Long Beach St.	4	0
238	H	Long Beach St.	9	4
270	A	Utah Valley	15	0
270	A	Utah Valley	17	4
270	A	Utah Valley	17	4

UC Irvine

U
C
I
r
v
i
n
e

U
C
I
r
v
i
n
e

[illegible]

Non-Div. I Games:

Louisiana Tech

RPI	S	Opponent	Score	
172	A	FIU	3	0
172	A	FIU	4	5
178	H	Marshall	19	6
178	H	Marshall	3	7
178	H	Marshall	11	1
223	A	Middle Tenn.	1	4
223	A	Middle Tenn.	5	1
223	A	Middle Tenn.	10	5
296	H	Mississippi Val.	21	1

Louisiana Tech

L
o
u
i
s
i
a
n
a
T
e
c
h

L
o
u
i
s
i
a
n
a
T
e
c
h

RPI	S	Opponent	Score	
205	H	Hofstra	5	10
205	H	Hofstra	1	0
226	H	NJIT	8	1
226	H	NJIT	8	2
226	H	NJIT	2	9
233	H	Delaware	8	1
233	H	Delaware	11	0
233	H	Delaware	5	4
242	A	North Ala.	16	2
242	A	North Ala.	3	6
242	A	North Ala.	8	5

Liberty

L
i
b
e
r
t
y

L
i
b
e
r
t
y

[illegible]

Non-Div. I Games:

VCU

RPI	S	Opponent	Score	
234	A	USC Upstate	7	4
234	A	USC Upstate	14	2
249	A	VMI	11	2
249	H	VMI	15	2
253	H	Towson	6	0
256	A	La Salle	9	6
256	A	La Salle	28	4
256	A	La Salle	11	2
257	A	George Mason	9	4
257	A	George Mason	3	2
257	A	George Mason	15	2
261	A	Norfolk St.	12	4
289	A	Longwood	12	6

VCU

V
C
UV
C
U

Average RPI Win: 119		WON-LOST	WINNING	LAST 10	STRENGTH OF		OPP. STRENGTH	TEAM	ADJ		CONF.	ADJ CONF.
Average RPI Loss: 68		RECORD	PCT. RANK	GAMES	SCHEDULE		OF SCHEDULE	RPI	RPI		RPI	RPI
DIV. I ONLY		31-25-0	.55357	115	46		39	54	.54899		54	3
DIV. I NON-CONF.		16-9-0	.64	72	94		154	65	.54469		65	4
TOTALS		RPI 1-25	RPI 26-50		W-L RECORDS		RPI 51-100		RPI 101-150		RPI 150+	
31-25-0		3-7-0	3-3-0		OVERALL		9-10-0		3-3-0		13-2-0	
19-10-0		3-4-0	0-0-0		HOME		7-4-0		1-1-0		8-1-0	
9-15-0		0-3-0	3-3-0		AWAY		1-6-0		1-2-0		4-1-0	
3-0-0		0-0-0	0-0-0		NEUTRAL		1-0-0		1-0-0		1-0-0	
16-9-0		0-1-0	0-0-0		NON-CONFERENCE		2-4-0		3-3-0		11-1-0	
11-3-0		0-1-0	0-0-0		HOME		2-0-0		1-1-0		8-1-0	
3-6-0		0-0-0	0-0-		AWAY		0-4-0		1-2-0		2-0-0	
2-0-0		0-0-0	0-0-0		NEUTRAL		0-0-0		1-0-0		1-0-0	
15-16-0		3-6-0	3-3-0		CONFERENCE		7-6-0		0-0-0		2-1-0	
8-7-0		3-3-0	0-0-0		HOME		5-4-0		0-0-0		0-0-0	
6-9-0		0-3-0	3-3-0		AWAY		1-2-0		0-0-0		2-1-0	
1-0-0		0-0-0	0-0-0		NEUTRAL		1-0-0		0-0-0		0-0-0	
RPI S	Opponent	Score	RPI S	Opponent	Score	RPI S	Opponent	Score	RPI S	Opponent	Score	
7 A	Louisville	7 10	43 A	Clemson	9 10	52 A	Liberty	3 9	102 A	Elon	13 7	
7 A	Louisville	4 5	43 A	Clemson	3 4	52 H	Liberty	6 2	102 H	Elon	3 6	
7 A	Louisville	1 6	43 A	Clemson	14 5	55 A	Florida St.	2 13	113 A	Radford	6 8	
18 H	Miami (FL)	3 7	44 A	Duke	9 8	55 A	Florida St.	5 9	134 N	Gardner-Webb	9 7	
18 H	Miami (FL)	4 8	44 A	Duke	2 16	55 A	Florida St.	16 12	146 A	High Point	5 7	
18 H	Miami (FL)	9 7	44 A	Duke	5 4	55 N	Florida St.	7 4	146 H	High Point	14 9	
19 H	NC State	7 3				58 H	Boston College	3 5	153 H	Davidson	11 8	
19 H	NC State	3 4				58 H	Boston College	13 3	168 H	Furman	5 1	
19 H	NC State	9 8				58 H	Boston College	22 9	168 H	Furman	11 2	
22 H	Illinois	2 5				66 H	Virginia Tech	9 10	168 N	Furman	13 7	
						66 H	Virginia Tech	8 7	185 A	Appalachian St.	10 6	
						66 H	Virginia Tech	8 3	185 H	Appalachian St.	5 4	
						76 A	Coastal Caro.	8 14	187 A	Pittsburgh	3 8	
						76 A	Coastal Caro.	9 10	187 A	Pittsburgh	20 8	
						80 A	UNC Greensboro	5 9	187 A	Pittsburgh	7 6	
						80 H	UNC Greensboro	2 1	196 H	Quinnipiac	15 5	
						99 H	Notre Dame	4 7	196 H	Quinnipiac	6 8	
						99 H	Notre Dame	7 4	213 A	Charlotte	18 6	
						99 H	Notre Dame	7 8	213 H	Charlotte	14 6	
									246 H	Sacred Heart	14 1	
									247 H	Georgetown	5 3	
LAST 10 GAMES												
						55 N	Florida St.	7 4	18 H	Miami (FL)	9 7	
						43 A	Clemson	14 5	18 H	Miami (FL)	4 8	
						43 A	Clemson	9 10	18 H	Miami (FL)	3 7	
						43 A	Clemson	3 4	153 H	Davidson	11 8	
						113 A	Radford	6 8	146 A	High Point	5 7	

Non-Div. I Games:

Wake Forest

Average RPI Win: 128		WON-LOST	WINNING	LAST 10	STRENGTH OF		OPP. STRENGTH	TEAM	ADJ	CONF.	ADJ CONF.
Average RPI Loss: 57		RECORD	PCT. RANK	GAMES	SCHEDULE		OF SCHEDULE	RPI	RPI	RPI	RPI
DIV. I ONLY		35-21-0	.625	55	75		22	55	.54813	55	3
DIV. I NON-CONF.		18-7-0	.72	37	221		49	109	.52251	109	4
TOTALS		RPI 1-25	RPI 26-50		W-L RECORDS		RPI 51-100		RPI 101-150		RPI 150+
35-21-0		3-6-0	5-5-0		OVERALL		8-8-0		4-0-0		15-2-0
28-9-0		0-0-0	3-2-0		HOME		6-6-0		4-0-0		15-1-0
7-10-0		3-6-0	2-2-0		AWAY		2-1-0		0-0-0		0-1-0
0-2-0		0-0-0	0-1-0		NEUTRAL		0-1-0		0-0-0		0-0-0
18-7-0		0-0-0	0-4-0		NON-CONFERENCE		1-2-0		4-0-0		13-1-0
18-4-0		0-0-0	0-2-0		HOME		1-2-0		4-0-0		13-0-0
0-2-0		0-0-0	0-0-		AWAY		0-0-0		0-0-0		0-1-0
0-1-0		0-0-0	0-1-0		NEUTRAL		0-0-0		0-0-0		0-0-0
17-14-0		3-6-0	5-1-0		CONFERENCE		7-6-0		0-0-0		2-1-0
10-5-0		0-0-0	3-0-0		HOME		5-4-0		0-0-0		2-1-0
7-8-0		3-6-0	2-1-0		AWAY		2-1-0		0-0-0		0-0-0
0-1-0		0-0-0	0-0-0		NEUTRAL		0-1-0		0-0-0		0-0-0
RPI S	Opponent	Score	RPI S	Opponent	Score	RPI S	Opponent	Score	RPI S	Opponent	Score
7 A	Louisville	14 3	28 A	Florida	7 20	54 H	Wake Forest	13 2	111 H	North Florida	4 3
7 A	Louisville	1 14	28 H	Florida	1 3	54 H	Wake Forest	9 5	145 H	Mercer	9 5
7 A	Louisville	0 11	28 N	Florida	2 4	54 H	Wake Forest	12 16	145 H	Mercer	5 1
18 A	Miami (FL)	0 11	41 A	Virginia	14 2	54 N	Wake Forest	4 7	145 H	Mercer	12 1
18 A	Miami (FL)	0 4	41 A	Virginia	5 3	58 H	Boston College	7 10	169 H	Richmond	7 2
18 A	Miami (FL)	6 5	41 A	Virginia	3 13	58 H	Boston College	0 8	169 H	Richmond	8 2
19 A	NC State	8 9	43 H	Clemson	6 4	58 H	Boston College	4 3	169 H	Richmond	11 1
19 A	NC State	0 16	43 H	Clemson	16 2	66 H	Virginia Tech	9 8	172 H	FIU	9 6
19 A	NC State	7 5	43 H	Clemson	6 2	66 H	Virginia Tech	5 2	187 H	Pittsburgh	15 6
			48 H	UCF	7 9	66 H	Virginia Tech	0 6	187 H	Pittsburgh	12 6
						83 H	Jacksonville	2 3	187 H	Pittsburgh	0 10
						83 H	Jacksonville	2 3	200 H	Maine	11 0
						83 H	Jacksonville	3 0	200 H	Maine	6 5
						99 A	Notre Dame	3 12	200 H	Maine	9 1
						99 A	Notre Dame	7 1	200 H	Maine	16 3
						99 A	Notre Dame	3 1	201 A	Stetson	0 1
									201 H	Stetson	10 4
									201 H	Stetson	9 8
									278 H	Youngstown St.	4 2
									278 H	Youngstown St.	24 2
									278 H	Youngstown St.	7 4
LAST 10 GAMES											
			54 N	Wake Forest	4 7	169 H	Richmond	11 1			
			7 A	Louisville	0 11	169 H	Richmond	8 2			
			7 A	Louisville	14 3	201 A	Stetson	0 1			
			7 A	Louisville	1 14	83 H	Jacksonville	2 3			
			169 H	Richmond	7 2	83 H	Jacksonville	3 0			

Non-Div. I Games:

Florida St.

Average RPI Win:		145	WON-LOST RECORD		WINNING PCT. RANK	LAST 10 GAMES	STRENGTH OF SCHEDULE		OPP. STRENGTH OF SCHEDULE	TEAM RPI	ADJ RPI	CONF. RPI	ADJ CONF. RPI				
DIV. I ONLY			34-19-0		.64151	48	4-6-0		92	86	56	.54665	56	11	11		
DIV. I NON-CONF.			14-9-0		.6087	93	1-0-0		77	59	77	.53759	77	11	11		
TOTALS		RPI 1-25		RPI 26-50		W-L RECORDS		RPI 51-100		RPI 101-150		RPI 150+					
34-19-0		1-2-0		2-3-0		OVERALL		6-2-0		6-9-0		19-3-0					
22-8-0		0-0-0		2-2-0		HOME		3-2-0		4-3-0		13-1-0					
11-10-0		1-2-0		0-0-0		AWAY		3-0-0		2-6-0		5-2-0					
1-1-0		0-0-0		0-1-0		NEUTRAL		0-0-0		0-0-0		1-0-0					
14-9-0		1-2-0		1-1-0		NON-CONFERENCE		0-2-0		3-3-0		9-1-0					
11-4-0		0-0-0		1-0-0		HOME		0-2-0		3-1-0		7-1-0					
2-4-0		1-2-0		0-0-		AWAY		0-0-0		0-2-0		1-0-0					
1-1-0		0-0-0		0-1-0		NEUTRAL		0-0-0		0-0-0		1-0-0					
20-10-0		0-0-0		1-2-0		CONFERENCE		6-0-0		3-6-0		10-2-0					
11-4-0		0-0-0		1-2-0		HOME		3-0-0		1-2-0		6-0-0					
9-6-0		0-0-0		0-0-0		AWAY		3-0-0		2-4-0		4-2-0					
0-0-0		0-0-0		0-0-0		NEUTRAL		0-0-0		0-0-0		0-0-0					
RPI	S	Opponent		Score		RPI	S	Opponent		Score		RPI	S	Opponent		Score	
4	A	Mississippi St.		1	0	26	H	Ole Miss		5	3	51	A	Louisiana Tech		5	1
4	A	Mississippi St.		3	4	26	N	Ole Miss		2	11	51	A	Louisiana Tech		10	5
4	A	Mississippi St.		1	8	37	H	Fla. Atlantic		9	18	51	A	Louisiana Tech		12	9
						37	H	Fla. Atlantic		8	7	64	H	Old Dominion		9	0
						37	H	Fla. Atlantic		5	8	64	H	Old Dominion		14	4
												64	H	Old Dominion		11	0
												73	H	Gonzaga		8	10
												73	H	Gonzaga		2	4

Non-Div. I Games:

Southern Miss.

RPI	S	Opponent	Score	
203	H	Southern U.	8	3
213	H	Charlotte	8	6
213	H	Charlotte	7	1
213	H	Charlotte	14	3
218	H	Purdue	4	2
218	H	Purdue	7	6
218	H	Purdue	16	7
223	A	Middle Tenn.	11	3
223	A	Middle Tenn.	7	1
223	A	Middle Tenn.	6	5

Southern Miss.

S
o
u
t
h
e
r
n
M
i
s
s
.

S
o
u
t
h
e
r
n
M
i
s
s
.

Average RPI Win:	151	WON-LOST RECORD	WINNING PCT. RANK	LAST 10 GAMES	STRENGTH OF SCHEDULE	OPP. STRENGTH OF SCHEDULE	TEAM RPI	ADJ RPI	CONF. RPI	ADJ CONF. RPI						
DIV. I ONLY		28-22-0	.56	110	6-4-0	58	46	57	.54511	57	4	4				
DIV. I NON-CONF.		16-7-0	.69565	47	2-0-0	107	187	53	.5553	53	3	3				
<hr/>																
TOTALS	RPI 1-25	RPI 26-50		W-L RECORDS		RPI 51-100		RPI 101-150		RPI 150+						
28-22-0	0-9-0	4-9-0		OVERALL		6-3-0		5-0-0		13-1-0						
16-6-0	0-3-0	3-3-0		HOME		3-0-0		5-0-0		5-0-0						
8-14-0	0-6-0	1-5-0		AWAY		2-2-0		0-0-0		5-1-0						
4-2-0	0-0-0	0-1-0		NEUTRAL		1-1-0		0-0-0		3-0-0						
<hr/>																
16-7-0	0-0-0	2-5-0		NON-CONFERENCE		1-2-0		5-0-0		8-0-0						
8-2-0	0-0-0	1-2-0		HOME		0-0-0		5-0-0		2-0-0						
4-3-0	0-0-0	1-0-		AWAY		0-1-0		0-0-0		3-0-0						
4-2-0	0-0-0	0-1-0		NEUTRAL		1-1-0		0-0-0		3-0-0						
<hr/>																
12-15-0	0-9-0	2-4-0		CONFERENCE		5-1-0		0-0-0		5-1-0						
8-4-0	0-3-0	2-1-0		HOME		3-0-0		0-0-0		3-0-0						
4-11-0	0-6-0	0-3-0		AWAY		2-1-0		0-0-0		2-1-0						
0-0-0	0-0-0	0-0-0		NEUTRAL		0-0-0		0-0-0		0-0-0						
<hr/>																
RPI	S	Opponent	Score	RPI	S	Opponent	Score	RPI	S	Opponent	Score					
1	A	UCLA	0 4	31	N	Indiana	0 1	59	A	Oregon	0 1	104	H	New Mexico St.	10	7
1	A	UCLA	3 8	33	H	Arizona St.	10 9	59	A	Oregon	19 3	120	H	California Baptist	3	2
1	A	UCLA	2 14	33	H	Arizona St.	10 6	59	A	Oregon	9 3	147	H	Cal Poly	11	7
13	H	Oregon St.	3 4	33	H	Arizona St.	6 11	65	N	Minnesota	7 5	147	H	Cal Poly	5	0
13	H	Oregon St.	0 1	39	H	BYU	3 7	73	A	Gonzaga	4 5	147	H	Cal Poly	9	3
13	H	Oregon St.	7 10	39	H	BYU	1 0	76	N	Coastal Caro.	2 5	164	A	Portland	8	3
16	A	Stanford	1 6	39	H	BYU	0 4	92	H	Southern California	3 2	164	H	Portland	10	8
16	A	Stanford	2 8	47	A	Arizona	2 14	92	H	Southern California	7 1	173	H	Utah	12	5
16	A	Stanford	2 3	47	A	Arizona	3 9	92	H	Southern California	4 3	173	H	Utah	5	4
				47	A	Arizona	4 7					173	H	Utah	4	2
				50	A	UC Irvine	1 2					214	A	Washington St.	2	13
				50	A	UC Irvine	9 5					214	A	Washington St.	10	2
				50	A	UC Irvine	4 6					214	A	Washington St.	7	2
												275	A	Santa Clara	11	1
												277	A	Seattle U	6	3
												277	H	Seattle U	6	1
												286	N	Northern Colo.	3	2
												286	N	Northern Colo.	11	1
												286	N	Northern Colo.	25	8
<hr/>																
LAST 10 GAMES																
				1	A	UCLA	2 14	173	H	Utah	5 4					
				1	A	UCLA	0 4	173	H	Utah	12 5					
				1	A	UCLA	3 8	164	H	Portland	10 8					
				104	H	New Mexico St.	10 7	214	A	Washington St.	2 13					
				173	H	Utah	4 2	214	A	Washington St.	10 2					

Non-Div. I Games:

Washington

Average RPI Win: 127		WON-LOST	WINNING	LAST 10	STRENGTH OF		OPP. STRENGTH	TEAM	ADJ	CONF.	ADJ CONF.
Average RPI Loss: 73		RECORD	PCT. RANK	GAMES	SCHEDULE		OF SCHEDULE	RPI	RPI	RPI	RPI
DIV. I ONLY		30-26-0	.53571	129	8-2-0		50	42	58	.54366	58
DIV. I NON-CONF.		17-8-0	.68	55	3-0-0		233	211	93	.53013	93
TOTALS		RPI 1-25	RPI 26-50		W-L RECORDS		RPI 51-100		RPI 101-150		RPI 150+
30-26-0		3-10-0	4-4-0		OVERALL		9-7-0		3-1-0		11-4-0
13-11-0		2-4-0	2-4-0		HOME		3-1-0		1-0-0		5-2-0
15-13-0		1-6-0	1-0-0		AWAY		6-4-0		1-1-0		6-2-0
2-2-0		0-0-0	1-0-0		NEUTRAL		0-2-0		1-0-0		0-0-0
17-8-0		0-1-0	1-0-0		NON-CONFERENCE		2-2-0		3-1-0		11-4-0
7-2-0		0-0-0	0-0-0		HOME		1-0-0		1-0-0		5-2-0
9-4-0		0-1-0	1-0-		AWAY		1-0-0		1-1-0		6-2-0
1-2-0		0-0-0	0-0-0		NEUTRAL		0-2-0		1-0-0		0-0-0
13-18-0		3-9-0	3-4-0		CONFERENCE		7-5-0		0-0-0		0-0-0
6-9-0		2-4-0	2-4-0		HOME		2-1-0		0-0-0		0-0-0
6-9-0		1-5-0	0-0-0		AWAY		5-4-0		0-0-0		0-0-0
1-0-0		0-0-0	1-0-0		NEUTRAL		0-0-0		0-0-0		0-0-0
RPI S	Opponent	Score	RPI S	Opponent	Score	RPI S	Opponent	Score	RPI S	Opponent	Score
7 A	Louisville	6 4	43 H	Clemson	3 2	54 A	Wake Forest	3 13	132 A	Rhode Island	2 1
7 A	Louisville	0 4	43 H	Clemson	5 9	54 A	Wake Forest	9 22	132 H	Rhode Island	4 0
7 A	Louisville	4 11	43 H	Clemson	1 8	54 A	Wake Forest	5 3	142 A	Northeastern	2 4
10 H	Georgia Tech	9 2	43 N	Clemson	7 5	55 A	Florida St.	8 0	142 N	Northeastern	5 3
10 H	Georgia Tech	1 9	44 H	Duke	5 0	55 A	Florida St.	10 7	170 H	Massachusetts	2 6
10 H	Georgia Tech	0 7	44 H	Duke	1 4	55 A	Florida St.	3 4	181 H	Holy Cross	11 4
19 H	NC State	4 16	44 H	Duke	0 8	66 A	Virginia Tech	8 15	196 H	Quinnipiac	11 5
19 H	NC State	5 6	49 A	Kentucky	12 3	66 A	Virginia Tech	5 2	199 A	Eastern Ky.	6 4
19 H	NC State	3 1				66 A	Virginia Tech	2 1	199 A	Eastern Ky.	13 2
21 A	North Carolina	7 8				87 N	Evansville	0 4	200 H	Maine	19 16
21 A	North Carolina	10 11				87 N	Evansville	3 4	208 H	UMass Lowell	6 5
21 A	North Carolina	8 16				95 A	Bryant	10 5	214 H	Hartford	4 7
25 A	UConn	1 3				96 H	Harvard	2 1	252 H	Siena	7 5
						99 H	Notre Dame	5 11	265 A	Bethune-Cookman	14 5
						99 H	Notre Dame	10 1	265 A	Bethune-Cookman	7 8
						99 H	Notre Dame	9 8	265 A	Bethune-Cookman	4 8
									267 A	Jackson St.	9 5
									267 A	Jackson St.	7 3
									267 A	Jackson St.	11 2
LAST 10 GAMES											
			43 N	Clemson	7 5	66 A	Virginia Tech	5 2			
			99 H	Notre Dame	5 11	66 A	Virginia Tech	8 15			
			99 H	Notre Dame	9 8	66 A	Virginia Tech	2 1			
			99 H	Notre Dame	10 1	96 H	Harvard	2 1			
			200 H	Maine	19 16	132 A	Rhode Island	2 1			

Non-Div. I Games:

Boston College

Average RPI Win:		111	WON-LOST RECORD		WINNING PCT. RANK		LAST 10 GAMES		STRENGTH OF SCHEDULE		OPP. STRENGTH OF SCHEDULE		TEAM RPI		ADJ RPI		CONF. RPI		ADJ CONF. RPI	
DIV. I ONLY			27-27-0		.5 145		4-6-0		42		37		59		.54357 59		4		4	
DIV. I NON-CONF.			16-9-0		.64 72		2-1-0		21		110		22		.58128 22		3		3	
TOTALS		RPI 1-25		RPI 26-50		W-L RECORDS		RPI 51-100		RPI 101-150		RPI 150+								
27-27-0		3-8-0		4-10-0		OVERALL		10-4-0		0-0-0		10-5-0								
13-11-0		1-5-0		3-4-0		HOME		8-2-0		0-0-0		1-0-0								
14-16-0		2-3-0		1-6-0		AWAY		2-2-0		0-0-0		9-5-0								
0-0-0		0-0-0		0-0-0		NEUTRAL		0-0-0		0-0-0		0-0-0								
16-9-0		1-2-0		2-3-0		NON-CONFERENCE		8-0-0		0-0-0		5-4-0								
10-2-0		0-0-0		2-2-0		HOME		7-0-0		0-0-0		1-0-0								
6-7-0		1-2-0		0-0-		AWAY		1-0-0		0-0-0		4-4-0								
0-0-0		0-0-0		0-0-0		NEUTRAL		0-0-0		0-0-0		0-0-0								
11-18-0		2-6-0		2-7-0		CONFERENCE		2-4-0		0-0-0		5-1-0								
3-9-0		1-5-0		1-2-0		HOME		1-2-0		0-0-0		0-0-0								
8-9-0		1-1-0		1-5-0		AWAY		1-2-0		0-0-0		5-1-0								
0-0-0		0-0-0		0-0-0		NEUTRAL		0-0-0		0-0-0		0-0-0								
RPI	S	Opponent		Score		RPI	S	Opponent		Score		RPI	S	Opponent		Score				
9	A	Texas Tech		4	6	33	H	Arizona St.		3	7	57	H	Washington		3	19			
9	A	Texas Tech		9	4	33	H	Arizona St.		2	12	57	H	Washington		1	0			
9	A	Texas Tech		11	12	33	H	Arizona St.		5	4	57	H	Washington		3	9			
13	A	Oregon St.		6	7	34	A	California		7	8	68	H	Saint Mary's (CA)		6	2			
13	A	Oregon St.		12	8	34	A	California		5	10	68	H	Saint Mary's (CA)		3	2			
13	H	Oregon St.		5	8	34	A	California		12	4	68	H	Saint Mary's (CA)		5	4			
13	H	Oregon St.		1	4	38	H	Fresno St.		8	7	73	A	Gonzaga		7	6			
13	H	Oregon St.		3	2	38	H	Fresno St.		1	5	73	H	Gonzaga		10	3			
16	H	Stanford		0	10	38	H	Fresno St.		2	14	92	A	Southern California		2	8			
16	H	Stanford		5	20	38	H	Fresno St.		5	3	92	A	Southern California		6	10			
16	H	Stanford		4	5	39	A	BYU		3	7	92	A	Southern California		10	7			
						47	A	Arizona		6	17	94	H	LMU (CA)		7	6			
						47	A	Arizona		8	9	94	H	LMU (CA)		4	3			
						47	A	Arizona		7	28	94	H	LMU (CA)		6	0			
LAST 10 GAMES																				
						219	A	UC Riverside		1	3	13	H	Oregon St.		3	2			
						92	A	Southern California		2	8	13	H	Oregon St.		5	8			
						92	A	Southern California		10	7	13	H	Oregon St.		1	4			
						92	A	Southern California		6	10	164	H	Portland		4	1			
						73	H	Gonzaga		10	3	47	A	Arizona		7	28			

Non-Div. I Games:

Oregon

Average RPI Win: 91		WON-LOST RECORD		WINNING PCT. RANK		LAST 10 GAMES		STRENGTH OF SCHEDULE		OPP. STRENGTH OF SCHEDULE		TEAM RPI		ADJ RPI		CONF. RPI		ADJ CONF. RPI	
DIV. I ONLY		27-27-0		.5 145		3-7-0		19		19		60		.54349 60		2		2	
DIV. I NON-CONF.		20-11-0		.64516 69		1-1-0		32		16		36		.57038 36		2		2	
TOTALS		RPI 1-25		RPI 26-50		W-L RECORDS		RPI 51-100		RPI 101-150		RPI 150+							
27-27-0		8-11-0		2-4-0		OVERALL		6-7-0		6-3-0		5-2-0							
21-11-0		7-5-0		1-2-0		HOME		5-2-0		3-1-0		5-1-0							
6-16-0		1-6-0		1-2-0		AWAY		1-5-0		3-2-0		0-1-0							
0-0-0		0-0-0		0-0-0		NEUTRAL		0-0-0		0-0-0		0-0-0							
20-11-0		5-5-0		0-1-0		NON-CONFERENCE		4-0-0		6-3-0		5-2-0							
16-4-0		4-2-0		0-0-0		HOME		4-0-0		3-1-0		5-1-0							
4-7-0		1-3-0		0-0-0		AWAY		0-0-0		3-2-0		0-1-0							
0-0-0		0-0-0		0-0-0		NEUTRAL		0-0-0		0-0-0		0-0-0							
7-16-0		3-6-0		2-3-0		CONFERENCE		2-7-0		0-0-0		0-0-0							
5-7-0		3-3-0		1-2-0		HOME		1-2-0		0-0-0		0-0-0							
2-9-0		0-3-0		1-1-0		AWAY		1-5-0		0-0-0		0-0-0							
0-0-0		0-0-0		0-0-0		NEUTRAL		0-0-0		0-0-0		0-0-0							
RPI	S	Opponent	Score		RPI	S	Opponent	Score		RPI	S	Opponent	Score		RPI	S	Opponent	Score	
6	H	Arkansas	7	6	27	A	Baylor	5	6	61	A	Kansas	0	1	103	H	UTRGV	4	3
6	H	Arkansas	4	11	27	A	Baylor	8	6	61	A	Kansas	2	4	109	A	Incarnate Word	2	3
8	A	Oklahoma St.	0	15	36	H	Oklahoma	0	13	61	A	Kansas	6	10	109	H	Incarnate Word	9	0
8	A	Oklahoma St.	2	10	36	H	Oklahoma	2	4	63	H	Sam Houston St.	10	3	124	A	Louisiana	6	8
8	A	Oklahoma St.	10	11	36	H	Oklahoma	6	4	70	H	Xavier	6	5	124	A	Louisiana	3	1
9	H	Texas Tech	0	3	45	A	Texas St.	6	7	70	H	Xavier	6	5	124	A	Louisiana	6	5
9	H	Texas Tech	4	3						70	H	Xavier	6	5	131	H	UTSA	7	10
9	H	Texas Tech	4	3						74	A	TCU	13	1	143	A	Rice	11	4
14	H	Texas A&M	6	9						74	A	TCU	2	3	143	H	Rice	3	1
15	H	West Virginia	8	9						74	A	TCU	8	12	160	A	A&M-Corpus Christi	2	8
15	H	West Virginia	10	2						85	H	Kansas St.	4	6	210	H	Lamar University	7	2
15	H	West Virginia	2	3						85	H	Kansas St.	10	2	218	H	Purdue	7	2
16	A	Stanford	4	0						85	H	Kansas St.	0	2	218	H	Purdue	13	6
16	A	Stanford	1	8											218	H	Purdue	0	4
16	A	Stanford	2	4											218	H	Purdue	3	0
16	A	Stanford	0	9											244	H	Texas Southern	17	3
20	H	LSU	7	6															
20	H	LSU	8	4															
20	H	LSU	8	1															
LAST 10 GAMES																			
36	H	Oklahoma	0	13	61	A	Kansas	0	1										
36	H	Oklahoma	6	4	61	A	Kansas	2	4										
36	H	Oklahoma	2	4	160	A	A&M-Corpus Christi	2	8										
109	H	Incarnate Word	9	0	15	H	West Virginia	10	2										
61	A	Kansas	6	10	15	H	West Virginia	8	9										

Non-Div. I Games:

Texas

RPI	S	Opponent	Score	
267	H	Jackson St.	7	8

Kansas

K
a
n
s
a
s

K
a
n
s
a
s

Average RPI Win: 139		WON-LOST	WINNING	LAST 10	STRENGTH OF		OPP. STRENGTH	TEAM	ADJ		CONF.	ADJ CONF.
Average RPI Loss: 73		RECORD	PCT. RANK	GAMES	SCHEDULE		OF SCHEDULE	RPI	RPI		RPI	RPI
DIV. I ONLY		24-25-0	.4898	163	5-5-0		22	107	62		.54178	62
DIV. I NON-CONF.		10-12-0	.45455	175	1-1-0		1	40	50		.55922	50
TOTALS		RPI 1-25	RPI 26-50		W-L RECORDS		RPI 51-100		RPI 101-150		RPI 150+	
24-25-0		0-9-0	2-3-0		OVERALL		9-6-0		3-3-0		10-4-0	
12-9-0		0-3-0	0-0-0		HOME		6-4-0		0-1-0		6-1-0	
9-15-0		0-5-0	1-3-0		AWAY		2-2-0		3-2-0		3-3-0	
3-1-0		0-1-0	1-0-0		NEUTRAL		1-0-0		0-0-0		1-0-0	
10-12-0		0-9-0	1-1-0		NON-CONFERENCE		2-1-0		2-1-0		5-0-0	
5-4-0		0-3-0	0-0-0		HOME		1-0-0		0-1-0		4-0-0	
2-7-0		0-5-0	0-0-		AWAY		0-1-0		2-0-0		0-0-0	
3-1-0		0-1-0	1-0-0		NEUTRAL		1-0-0		0-0-0		1-0-0	
14-13-0		0-0-0	1-2-0		CONFERENCE		7-5-0		1-2-0		5-4-0	
7-5-0		0-0-0	0-0-0		HOME		5-4-0		0-0-0		2-1-0	
7-8-0		0-0-0	1-2-0		AWAY		2-1-0		1-2-0		3-3-0	
0-0-0		0-0-0	0-0-0		NEUTRAL		0-0-0		0-0-0		0-0-0	
RPI S	Opponent	Score	RPI S	Opponent	Score	RPI S	Opponent	Score	RPI S	Opponent	Score	
1 A	UCLA	2 3	33 A	Arizona St.	3 4	65 H	Minnesota	13 12	112 A	Cal St. Fullerton	11 4	
1 H	UCLA	5 8	34 N	California	7 5	68 H	Saint Mary's (CA)	5 7	122 A	San Francisco	10 1	
2 A	Vanderbilt	3 6	39 A	BYU	2 4	68 H	Saint Mary's (CA)	8 5	122 A	San Francisco	2 4	
2 A	Vanderbilt	2 6	39 A	BYU	7 0	68 H	Saint Mary's (CA)	0 4	122 A	San Francisco	6 9	
11 A	UC Santa Barbara	2 3	39 A	BYU	7 13	73 H	Gonzaga	2 3	147 A	Cal Poly	6 5	
11 A	UC Santa Barbara	4 9				73 H	Gonzaga	3 1	147 H	Cal Poly	7 13	
11 H	UC Santa Barbara	2 8				73 H	Gonzaga	4 2	159 A	Pacific	2 3	
11 H	UC Santa Barbara	3 5				82 N	Wichita St.	13 8	159 A	Pacific	7 3	
16 N	Stanford	1 6				92 A	Southern California	2 5	159 A	Pacific	3 13	
						93 A	San Diego	8 7	164 A	Portland	12 7	
						93 A	San Diego	1 5	164 A	Portland	1 2	
						93 A	San Diego	10 5	164 A	Portland	4 3	
						94 H	LMU (CA)	2 0	188 H	CSUN	9 5	
						94 H	LMU (CA)	5 0	228 H	UC Davis	4 0	
						94 H	LMU (CA)	1 5	228 H	UC Davis	15 3	
									228 H	UC Davis	1 0	
									229 N	CSU Bakersfield	11 0	
									275 H	Santa Clara	5 4	
									275 H	Santa Clara	10 1	
									275 H	Santa Clara	2 5	
LAST 10 GAMES												
						68 H	Saint Mary's (CA)	0 4	164 A	Portland	12 7	
						68 H	Saint Mary's (CA)	5 7	164 A	Portland	4 3	
						68 H	Saint Mary's (CA)	8 5	147 A	Cal Poly	6 5	
						11 A	UC Santa Barbara	4 9	122 A	San Francisco	10 1	
						164 A	Portland	1 2	122 A	San Francisco	2 4	

Non-Div. I Games:

Pepperdine

Average RPI Win:		134	WON-LOST RECORD		WINNING PCT. RANK		LAST 10 GAMES		STRENGTH OF SCHEDULE		OPP. STRENGTH OF SCHEDULE		TEAM RPI		ADJ RPI		CONF. RPI		ADJ CONF. RPI					
DIV. I ONLY			31-23-0		.57407		88		6-4-0		72		59		63		.54177		63		12		12	
DIV. I NON-CONF.			11-13-0		.45833		173		1-2-0		29		1		97		.52974		97		13		13	
TOTALS		RPI 1-25		RPI 26-50		W-L RECORDS		RPI 51-100		RPI 101-150		RPI 150+												
31-23-0		2-3-0		3-6-0		OVERALL		2-4-0		10-7-0		14-3-0												
18-8-0		2-2-0		2-1-0		HOME		0-0-0		9-4-0		5-1-0												
11-12-0		0-0-0		0-4-0		AWAY		2-3-0		1-3-0		8-2-0												
2-3-0		0-1-0		1-1-0		NEUTRAL		0-1-0		0-0-0		1-0-0												
11-13-0		2-3-0		3-6-0		NON-CONFERENCE		0-3-0		4-1-0		2-0-0												
7-4-0		2-2-0		2-1-0		HOME		0-0-0		3-1-0		0-0-0												
2-6-0		0-0-0		0-0-		AWAY		0-2-0		1-0-0		1-0-0												
2-3-0		0-1-0		1-1-0		NEUTRAL		0-1-0		0-0-0		1-0-0												
20-10-0		0-0-0		0-0-0		CONFERENCE		2-1-0		6-6-0		12-3-0												
11-4-0		0-0-0		0-0-0		HOME		0-0-0		6-3-0		5-1-0												
9-6-0		0-0-0		0-0-0		AWAY		2-1-0		0-3-0		7-2-0												
0-0-0		0-0-0		0-0-0		NEUTRAL		0-0-0		0-0-0		0-0-0												
RPI	S	Opponent		Score		RPI	S	Opponent		Score		RPI	S	Opponent		Score		RPI	S	Opponent		Score		
4	N	Mississippi St.		4	5	27	A	Baylor		6	9	51	A	Louisiana Tech		0	7	101	H	McNeese		6	3	
14	H	Texas A&M		5	15	27	H	Baylor		8	7	60	A	Texas		3	10	101	H	McNeese		5	4	
25	H	UConn		6	5	35	N	Nebraska		11	10	66	N	Virginia Tech		2	3	101	H	McNeese		3	4	
25	H	UConn		8	5	37	H	Fla. Atlantic		12	11	79	A	Southeastern La.		14	5	108	H	Northwestern St.		4	9	
25	H	UConn		4	9	42	A	Houston		1	2	79	A	Southeastern La.		0	3	108	H	Northwestern St.		5	4	
						42	H	Houston		7	12	79	A	Southeastern La.		11	7	108	H	Northwestern St.		11	5	
						42	N	Houston		3	9							109	H	Incarnate Word		10	4	
						47	A	Arizona		2	16							109	H	Incarnate Word		13	8	
						47	A	Arizona		7	14							109	H	Incarnate Word		2	8	
																		124	H	Louisiana		7	5	
																		124	H	Louisiana		9	2	
																		124	H	Louisiana		9	8	
																		130	A	Central Ark.		2	6	
																		130	A	Central Ark.		1	4	
																		130	A	Central Ark.		1	6	
																		143	A	Rice		10	9	
																		143	H	Rice		5	11	
																		157	A	New Orleans		4	6	
																		157	A	New Orleans		6	2	
																		157	A	New Orleans		8	2	
																		160	H	A&M-Corpus Christi		12	2	
																		160	H	A&M-Corpus Christi		11	5	
																		160	H	A&M-Corpus Christi		4	8	
																		171	A	SFA		6	3	
																		171	A	SFA		7	12	
																		171	A	SFA		4	2	
																		201	A	Stetson		4	3	
LAST 10 GAMES																								
						108	H	Northwestern St.		4	9	79	A	Southeastern La.		14	5	160	H	A&M-Corpus Christi		12	2	
						108	H	Northwestern St.		5	4	79	A	Southeastern La.		11	7	171	A	SFA		6	3	
						108	H	Northwestern St.		11	5	79	A	Southeastern La.		0	3	171	A	SFA		7	12	
						47	A	Arizona		2	16	37	H	Fla. Atlantic		12	11	171	A	SFA		4	2	
						47	A	Arizona		7	14	160	H	A&M-Corpus Christi		12	2	201	A	Stetson		4	3	

Non-Div. I Games:

Sam Houston St.

RPI	S	Opponent	Score	
210	H	Lamar University	8	4
210	H	Lamar University	15	6
210	H	Lamar University	6	5
220	A	Houston Baptist	17	5
220	A	Houston Baptist	7	4
220	A	Houston Baptist	6	3
235	N	Manhattan	12	7

Sam Houston St.

S
a
m
H
o
u
s
t
o
n
S
t
.

S
a
m
H
o
u
s
t
o
n
S
t
.

[illegible]

Non-Div. I Games:

Old Dominion

RPI	S	Opponent	Score	
213	H	Charlotte	7	8
213	H	Charlotte	8	11
231	H	Princeton	15	1
231	H	Princeton	3	1
249	A	VMI	17	8
249	H	VMI	5	0
261	H	Norfolk St.	11	0

Old Dominion

O
l
d
D
o
m
i
n
i
o
n

O
l
d
D
o
m
i
n
i
o
n

Average RPI Win: 126		WON-LOST	WINNING	LAST 10	STRENGTH OF		OPP. STRENGTH	TEAM	ADJ	CONF.	ADJ CONF.
Average RPI Loss: 58		RECORD	PCT. RANK	GAMES	SCHEDULE		OF SCHEDULE	RPI	RPI	RPI	RPI
DIV. I ONLY		24-25-0	.4898 163	8-2-0	33		64	65	.54055 65	7	7
DIV. I NON-CONF.		9-16-0	.36 218	1-0-0	56		39	145	.49981 145	7	7
TOTALS		RPI 1-25	RPI 26-50		W-L RECORDS		RPI 51-100		RPI 101-150		RPI 150+
24-25-0		2-9-0	5-7-0		OVERALL		3-5-0		5-2-0		9-2-0
12-7-0		1-2-0	3-3-0		HOME		2-1-0		3-1-0		3-0-0
11-12-0		1-5-0	2-4-0		AWAY		0-1-0		2-1-0		6-1-0
1-6-0		0-2-0	0-0-0		NEUTRAL		1-3-0		0-0-0		0-1-0
9-16-0		1-7-0	1-2-0		NON-CONFERENCE		1-4-0		0-1-0		6-2-0
4-3-0		0-0-0	1-2-0		HOME		0-0-0		0-1-0		3-0-0
4-7-0		1-5-0	0-0-		AWAY		0-1-0		0-0-0		3-1-0
1-6-0		0-2-0	0-0-0		NEUTRAL		1-3-0		0-0-0		0-1-0
15-9-0		1-2-0	4-5-0		CONFERENCE		2-1-0		5-1-0		3-0-0
8-4-0		1-2-0	2-1-0		HOME		2-1-0		3-0-0		0-0-0
7-5-0		0-0-0	2-4-0		AWAY		0-0-0		2-1-0		3-0-0
0-0-0		0-0-0	0-0-0		NEUTRAL		0-0-0		0-0-0		0-0-0
RPI S	Opponent	Score	RPI S	Opponent	Score	RPI S	Opponent	Score	RPI S	Opponent	Score
13 N	Oregon St.	1 13	31 A	Indiana	1 7	57 N	Washington	5 7	121 A	Northwestern	3 10
13 N	Oregon St.	1 2	31 A	Indiana	7 3	62 A	Pepperdine	12 13	121 A	Northwestern	6 5
19 A	NC State	2 3	31 A	Indiana	6 7	72 H	Maryland	2 1	121 A	Northwestern	5 4
19 A	NC State	4 8	35 H	Nebraska	5 2	72 H	Maryland	3 7	135 H	Ohio St.	11 2
19 A	NC State	4 5	35 H	Nebraska	3 2	72 H	Maryland	9 3	135 H	Ohio St.	5 4
22 H	Illinois	2 4	35 H	Nebraska	1 10	73 N	Gonzaga	5 6	135 H	Ohio St.	3 2
22 H	Illinois	3 13	36 H	Oklahoma	8 1	73 N	Gonzaga	8 5	144 H	Milwaukee	4 5
22 H	Illinois	5 4	36 H	Oklahoma	1 2	93 N	San Diego	5 6	165 N	New Mexico	1 11
24 A	DBU	9 7	36 H	Oklahoma	2 5				176 H	South Dakota St.	5 1
24 A	DBU	0 9	46 A	Michigan	3 5				176 H	South Dakota St.	5 0
24 A	DBU	5 7	46 A	Michigan	6 4				189 A	Penn St.	5 1
			46 A	Michigan	0 8				189 A	Penn St.	7 5
									189 A	Penn St.	8 6
									238 A	Long Beach St.	6 2
									238 A	Long Beach St.	4 6
									238 A	Long Beach St.	19 6
									263 H	North Dakota St.	4 3
									277 A	Seattle U	3 2
			LAST 10 GAMES								
			121 A	Northwestern	6 5	72 H	Maryland	3 7			
			121 A	Northwestern	3 10	176 H	South Dakota St.	5 0			
			121 A	Northwestern	5 4	135 H	Ohio St.	3 2			
			72 H	Maryland	2 1	135 H	Ohio St.	11 2			
			72 H	Maryland	9 3	135 H	Ohio St.	5 4			

Non-Div. I Games: St. Scholastica 14 4 Augsburg 9 3

Minnesota

Average RPI Win:	126	WON-LOST	WINNING	LAST 10	STRENGTH OF	OPP. STRENGTH	TEAM	ADJ	CONF.	ADJ CONF.	
Average RPI Loss:	48	RECORD	PCT. RANK	GAMES	SCHEDULE	OF SCHEDULE	RPI	RPI	RPI	RPI	
DIV. I ONLY	26-27-0	.49057	157	2-8-0	18	47	66	.54039	66	3	3
DIV. I NON-CONF.	17-6-0	.73913	33	0-2-0	23	220	20	.585	20	4	4
<hr/>											
TOTALS	RPI 1-25	RPI 26-50		W-L RECORDS		RPI 51-100		RPI 101-150		RPI 150+	
26-27-0	2-8-0	2-7-0		OVERALL		7-11-0		5-0-0		10-1-0	
14-15-0	2-5-0	1-5-0		HOME		4-5-0		3-0-0		4-0-0	
10-12-0	0-3-0	1-2-0		AWAY		2-6-0		2-0-0		5-1-0	
2-0-0	0-0-0	0-0-0		NEUTRAL		1-0-0		0-0-0		1-0-0	
<hr/>											
17-6-0	0-1-0	0-0-0		NON-CONFERENCE		4-5-0		5-0-0		8-0-0	
10-4-0	0-1-0	0-0-0		HOME		3-3-0		3-0-0		4-0-0	
5-2-0	0-0-0	0-0-		AWAY		0-2-0		2-0-0		3-0-0	
2-0-0	0-0-0	0-0-0		NEUTRAL		1-0-0		0-0-0		1-0-0	
<hr/>											
9-21-0	2-7-0	2-7-0		CONFERENCE		3-6-0		0-0-0		2-1-0	
4-11-0	2-4-0	1-5-0		HOME		1-2-0		0-0-0		0-0-0	
5-10-0	0-3-0	1-2-0		AWAY		2-4-0		0-0-0		2-1-0	
0-0-0	0-0-0	0-0-0		NEUTRAL		0-0-0		0-0-0		0-0-0	
<hr/>											
RPI S	Opponent	Score	RPI S	Opponent	Score	RPI S	Opponent	Score	RPI S	Opponent	Score
10 H	Georgia Tech	3 4	41 H	Virginia	3 5	52 A	Liberty	3 4	113 A	Radford	8 6
10 H	Georgia Tech	5 7	41 H	Virginia	6 8	52 H	Liberty	1 6	113 H	Radford	8 7
10 H	Georgia Tech	3 2	41 H	Virginia	8 4	54 A	Wake Forest	10 9	146 H	High Point	16 1
15 H	West Virginia	2 7	43 H	Clemson	9 12	54 A	Wake Forest	7 8	150 A	ETSU	4 2
18 A	Miami (FL)	0 2	43 H	Clemson	4 6	54 A	Wake Forest	3 8	150 H	ETSU	9 3
18 A	Miami (FL)	3 4	43 H	Clemson	1 14	55 A	Florida St.	6 0	169 H	Richmond	10 1
18 A	Miami (FL)	0 1	44 A	Duke	5 9	55 A	Florida St.	2 5	169 H	Richmond	8 6
21 H	North Carolina	2 5	44 A	Duke	0 4	55 A	Florida St.	8 9	178 A	Marshall	11 3
21 H	North Carolina	5 7	44 A	Duke	6 2	58 H	Boston College	1 2	178 H	Marshall	7 0
21 H	North Carolina	4 1				58 H	Boston College	15 8	187 A	Pittsburgh	0 1
						58 H	Boston College	2 5	187 A	Pittsburgh	16 1
						63 N	Sam Houston St.	3 2	187 A	Pittsburgh	11 4
						64 A	Old Dominion	2 3	201 A	Stetson	5 0
						80 H	UNC Greensboro	12 4	235 N	Manhattan	15 3
						80 H	UNC Greensboro	2 1	249 A	VMI	13 1
						95 H	Bryant	2 4	249 H	VMI	10 9
						95 H	Bryant	4 6			
						95 H	Bryant	2 1			
<hr/>											
LAST 10 GAMES											
41 H	Virginia	8 4	58 H	Boston College	15 8						
41 H	Virginia	3 5	58 H	Boston College	1 2						
41 H	Virginia	6 8	64 A	Old Dominion	2 3						
15 H	West Virginia	2 7	18 A	Miami (FL)	0 2						
58 H	Boston College	2 5	18 A	Miami (FL)	0 1						

Non-Div. I Games:

Virginia Tech

Average RPI Win:		130	WON-LOST RECORD		WINNING PCT. RANK		LAST 10 GAMES		STRENGTH OF SCHEDULE		OPP. STRENGTH OF SCHEDULE		TEAM RPI	ADJ RPI		CONF. RPI	ADJ CONF. RPI						
DIV. I ONLY			32-23-0		.58182 81		6-4-0		62		80		67	.54033 67		8	8						
DIV. I NON-CONF.			16-10-0		.61538 87		1-0-0		66		29		61	.54687 61		9	9						
TOTALS		RPI 1-25		RPI 26-50		W-L RECORDS		RPI 51-100		RPI 101-150		RPI 150+											
32-23-0		1-3-0		5-6-0		OVERALL		3-2-0		12-9-0		11-3-0											
20-12-0		0-2-0		4-3-0		HOME		2-1-0		6-4-0		8-2-0											
12-11-0		1-1-0		1-3-0		AWAY		1-1-0		6-5-0		3-1-0											
0-0-0		0-0-0		0-0-0		NEUTRAL		0-0-0		0-0-0		0-0-0											
16-10-0		1-3-0		3-2-0		NON-CONFERENCE		3-2-0		4-3-0		5-0-0											
11-6-0		0-2-0		3-1-0		HOME		2-1-0		2-2-0		4-0-0											
5-4-0		1-1-0		0-0-		AWAY		1-1-0		2-1-0		1-0-0											
0-0-0		0-0-0		0-0-0		NEUTRAL		0-0-0		0-0-0		0-0-0											
16-13-0		0-0-0		2-4-0		CONFERENCE		0-0-0		8-6-0		6-3-0											
9-6-0		0-0-0		1-2-0		HOME		0-0-0		4-2-0		4-2-0											
7-7-0		0-0-0		1-2-0		AWAY		0-0-0		4-4-0		2-1-0											
0-0-0		0-0-0		0-0-0		NEUTRAL		0-0-0		0-0-0		0-0-0											
RPI	S	Opponent		Score		RPI	S	Opponent		Score		RPI	S	Opponent		Score							
9	H	Texas Tech		1	5	36	H	Oklahoma		0	1	85	H	Kansas St.		10	7						
9	H	Texas Tech		9	12	38	A	Fresno St.		3	8	93	A	San Diego		4	2						
13	A	Oregon St.		4	3	38	A	Fresno St.		2	10	93	H	San Diego		2	4						
13	A	Oregon St.		1	8	38	A	Fresno St.		10	6	94	A	LMU (CA)		1	5						
						38	H	Fresno St.		0	2	94	H	LMU (CA)		4	2						
						38	H	Fresno St.		4	5												
						38	H	Fresno St.		11	6												
						39	H	BYU		10	5												
						47	H	Arizona		6	4												
						50	A	UC Irvine		5	6												
						50	H	UC Irvine		9	3												
LAST 10 GAMES																							
165 H New Mexico						4	7	38 A Fresno St.						2	10	165 A New Mexico						19	3
165 H New Mexico						0	2	39 H BYU						10	5	165 A New Mexico						4	2
165 H New Mexico						8	0	182 H San Jose St.						10	8	165 H New Mexico						4	7
38 A Fresno St.						3	8	182 H San Jose St.						9	7	165 H New Mexico						0	2
38 A Fresno St.						10	6	182 H San Jose St.						7	6	165 H New Mexico						8	0

Non-Div. I Games:

San Diego St.

RPI	S	Opponent	Score	
173	H	Utah	3	2
182	H	San Jose St.	7	6
182	H	San Jose St.	10	8
182	H	San Jose St.	9	7
188	A	CSUN	11	5
277	H	Seattle U	6	5
277	H	Seattle U	12	8
277	H	Seattle U	11	5

San Diego St.

S
a
n
D
i
e
g
o
S
t
.

S
a
n
D
i
e
g
o
S
t
.

[illegible]

Non-Div. I Games:

Saint Mary's (CA)

RPI	S	Opponent	Score	
275	H	Santa Clara	8	1
275	H	Santa Clara	9	2
285	H	Rider	5	2

Saint Mary's (CA)

S
a
i
n
t
M
a
r
y
'
s
(
C
A
)

S
a
i
n
t
M
a
r
y
'
s
(
C
A
)

Campbell

Campbell

Campbell

Average RPI Win: 151		WON-LOST	WINNING	LAST 10	STRENGTH OF		OPP. STRENGTH	TEAM	ADJ	CONF.	ADJ CONF.
Average RPI Loss: 91		RECORD	PCT. RANK	GAMES	SCHEDULE		OF SCHEDULE	RPI	RPI	RPI	RPI
DIV. I ONLY		25-29-0	.46296	186	6-4-0		32	162	70	.53963	70
DIV. I NON-CONF.		13-25-0	.34211	224	3-2-0		10	126	104	.52573	104
TOTALS		RPI 1-25	RPI 26-50		W-L RECORDS		RPI 51-100		RPI 101-150		RPI 150+
25-29-0		3-4-0	0-4-0		OVERALL		4-8-0		6-9-0		12-4-0
9-5-0		0-0-0	0-0-0		HOME		2-2-0		0-1-0		7-2-0
15-21-0		3-4-0	0-4-0		AWAY		2-5-0		5-6-0		5-2-0
1-3-0		0-0-0	0-0-0		NEUTRAL		0-1-0		1-2-0		0-0-0
13-25-0		1-3-0	0-4-0		NON-CONFERENCE		4-8-0		4-8-0		4-2-0
3-3-0		0-0-0	0-0-0		HOME		2-2-0		0-1-0		1-0-0
9-19-0		1-3-0	0-0-0		AWAY		2-5-0		3-5-0		3-2-0
1-3-0		0-0-0	0-0-0		NEUTRAL		0-1-0		1-2-0		0-0-0
12-4-0		2-1-0	0-0-0		CONFERENCE		0-0-0		2-1-0		8-2-0
6-2-0		0-0-0	0-0-0		HOME		0-0-0		0-0-0		6-2-0
6-2-0		2-1-0	0-0-0		AWAY		0-0-0		2-1-0		2-0-0
0-0-0		0-0-0	0-0-0		NEUTRAL		0-0-0		0-0-0		0-0-0
RPI S	Opponent	Score	RPI S	Opponent	Score	RPI S	Opponent	Score	RPI S	Opponent	Score
7 A	Louisville	5 4	33 A	Arizona St.	0 12	60 A	Texas	5 6	104 N	New Mexico St.	4 6
21 A	North Carolina	3 8	33 A	Arizona St.	3 8	60 A	Texas	5 6	106 A	St. John's (NY)	8 1
21 A	North Carolina	3 14	33 A	Arizona St.	6 11	60 A	Texas	5 6	106 A	St. John's (NY)	8 9
21 A	North Carolina	3 12	49 A	Kentucky	3 16	71 A	Samford	9 10	106 A	St. John's (NY)	11 8
23 A	Creighton	3 1				71 A	Samford	7 10	110 A	Cincinnati	11 2
23 A	Creighton	8 1				71 A	Samford	7 1	110 A	Cincinnati	1 2
23 A	Creighton	0 5				78 A	Wright St.	9 8	110 N	Cincinnati	10 2
						78 H	Wright St.	0 10	110 N	Cincinnati	4 10
						78 N	Wright St.	2 12	118 A	Grand Canyon	7 3
						87 H	Evansville	2 10	118 A	Grand Canyon	18 25
						87 H	Evansville	11 8	118 A	Grand Canyon	2 7
						87 H	Evansville	5 2	118 A	Grand Canyon	0 6
									135 A	Ohio St.	5 8
									141 A	Miami (OH)	13 4
									141 H	Miami (OH)	4 7
									155 A	Lipscomb	7 6
									155 A	Lipscomb	10 1
									155 A	Lipscomb	4 2
									179 H	Seton Hall	1 3
									179 H	Seton Hall	3 11
									179 H	Seton Hall	7 5
									199 A	Eastern Ky.	3 5
									218 A	Purdue	3 4
									243 H	Butler	6 5
									243 H	Butler	13 8
									247 H	Georgetown	7 4
									247 H	Georgetown	9 4
LAST 10 GAMES			110 N	Cincinnati	10 2	280 A	Villanova	7 6	218 A	Purdue	3 4
			110 N	Cincinnati	4 10	179 H	Seton Hall	7 5	243 H	Butler	6 5
			110 A	Cincinnati	11 2	179 H	Seton Hall	3 11	243 H	Butler	13 8
			218 A	Purdue	3 4	179 H	Seton Hall	1 3	247 H	Georgetown	7 4
			280 A	Villanova	6 1	279 H	Northern Ky.	5 2	247 H	Georgetown	9 4

Non-Div. I Games:

Xavier

RPI	S	Opponent	Score	
247	H	Georgetown	1	0
279	H	Northern Ky.	5	2
280	A	Villanova	7	6
280	A	Villanova	6	1

Xavier

X
a
v
i
e
r

X
a
v
i
e
r

RPI	S	Opponent	Score	
198	H	Western Caro.	16	4
200	H	Maine	4	6
200	H	Maine	4	0
200	H	Maine	5	2
232	A	Georgia St.	8	6
232	A	Georgia St.	2	1
232	A	Georgia St.	13	2
242	H	North Ala.	9	1
249	A	VMI	4	5
249	A	VMI	4	0
249	A	VMI	13	4
264	A	Alabama St.	10	5
264	H	Alabama St.	8	3
271	H	The Citadel	6	2
271	H	The Citadel	10	3
271	H	The Citadel	8	4
290	H	Alabama A&M	4	2

Samford

S
a
m
f
o
r
d

S
a
m
f
o
r
d

Average RPI Win: 131		WON-LOST RECORD		WINNING PCT. RANK		LAST 10 GAMES		STRENGTH OF SCHEDULE		OPP. STRENGTH OF SCHEDULE		TEAM RPI		ADJ RPI		CONF. RPI		ADJ CONF. RPI	
DIV. I ONLY		28-27-0		.50909 144		5-5-0		39		89		72		.53864 72		7		7	
DIV. I NON-CONF.		16-15-0		.51613 143		1-0-0		45		79		79		.53594 79		7		7	
TOTALS		RPI 1-25		RPI 26-50		W-L RECORDS		RPI 51-100		RPI 101-150		RPI 150+							
28-27-0		2-8-0		1-5-0		OVERALL		8-5-0		6-5-0		11-4-0							
11-15-0		0-7-0		1-5-0		HOME		5-0-0		1-2-0		4-1-0							
16-11-0		2-1-0		0-0-0		AWAY		2-4-0		5-3-0		7-3-0							
1-1-0		0-0-0		0-0-0		NEUTRAL		1-1-0		0-0-0		0-0-0							
16-15-0		0-7-0		0-0-0		NON-CONFERENCE		4-3-0		3-2-0		9-3-0							
6-8-0		0-7-0		0-0-0		HOME		2-0-0		0-0-0		4-1-0							
9-6-0		0-0-0		0-0-		AWAY		1-2-0		3-2-0		5-2-0							
1-1-0		0-0-0		0-0-0		NEUTRAL		1-1-0		0-0-0		0-0-0							
12-12-0		2-1-0		1-5-0		CONFERENCE		4-2-0		3-3-0		2-1-0							
5-7-0		0-0-0		1-5-0		HOME		3-0-0		1-2-0		0-0-0							
7-5-0		2-1-0		0-0-0		AWAY		1-2-0		2-1-0		2-1-0							
0-0-0		0-0-0		0-0-0		NEUTRAL		0-0-0		0-0-0		0-0-0							
RPI	S	Opponent		Score		RPI	S	Opponent		Score		RPI	S	Opponent		Score			
5	H	East Carolina		0	3	31	H	Indiana		2	0	53	A	VCU		4	3		
5	H	East Carolina		0	9	31	H	Indiana		5	20	53	H	VCU		10	5		
5	H	East Carolina		1	2	31	H	Indiana		4	19	53	N	VCU		5	3		
15	H	West Virginia		1	8	46	H	Michigan		7	10	65	A	Minnesota		7	3		
22	A	Illinois		1	5	46	H	Michigan		4	10	65	A	Minnesota		1	2		
22	A	Illinois		8	4	46	H	Michigan		1	13	65	A	Minnesota		3	9		
22	A	Illinois		4	2					69	N	Campbell		6	10	124	A	Louisiana	
23	H	Creighton		6	8					76	A	Coastal Caro.		2	7	124	A	Louisiana	
23	H	Creighton		2	3					84	A	William & Mary		1	8	135	H	Ohio St.	
23	H	Creighton		3	5					84	H	William & Mary		16	10	135	H	Ohio St.	
										97	H	Iowa		10	8	135	H	Ohio St.	
										97	H	Iowa		8	6	154	A	James Madison	
										97	H	Iowa		8	4	154	H	James Madison	
																189	A	Penn St.	
																189	A	Penn St.	
																189	A	Penn St.	
																200	H	Maine	
																200	H	Maine	
																200	H	Maine	
																201	A	Stetson	
																201	A	Stetson	
																201	A	Stetson	
																233	A	Delaware	
																233	H	Delaware	
																257	A	George Mason	
																280	A	Villanova	
LAST 10 GAMES																			
				97	H	Iowa	10	8	65	A	Minnesota	3	9						
				97	H	Iowa	8	4	65	A	Minnesota	7	3						
				97	H	Iowa	8	6	46	H	Michigan	1	13						
				154	A	James Madison	6	5	46	H	Michigan	4	10						
				65	A	Minnesota	1	2	46	H	Michigan	7	10						

Non-Div. I Games:

Maryland

Average RPI Win: 114		WON-LOST	WINNING	LAST 10	STRENGTH OF		OPP. STRENGTH	TEAM	ADJ		CONF.	ADJ CONF.
Average RPI Loss: 71		RECORD	PCT. RANK	GAMES	SCHEDULE		OF SCHEDULE	RPI	RPI		RPI	RPI
DIV. I ONLY		29-24-0	.54717	116	56		32	74	.53716		74	2
DIV. I NON-CONF.		18-11-0	.62069	84	179		98	111	.52004		111	2
TOTALS		RPI 1-25	RPI 26-50		W-L RECORDS		RPI 51-100		RPI 101-150		RPI 150+	
29-24-0		5-8-0	4-4-0		OVERALL		7-6-0		3-3-0		10-3-0	
16-11-0		1-3-0	0-3-0		HOME		5-2-0		3-1-0		7-2-0	
9-10-0		3-4-0	2-1-0		AWAY		1-4-0		0-0-0		3-1-0	
4-3-0		1-1-0	2-0-0		NEUTRAL		1-0-0		0-2-0		0-0-0	
18-11-0		1-3-0	2-0-0		NON-CONFERENCE		2-2-0		3-3-0		10-3-0	
11-4-0		0-1-0	0-0-0		HOME		1-0-0		3-1-0		7-2-0	
3-4-0		0-1-0	0-0-		AWAY		0-2-0		0-0-0		3-1-0	
4-3-0		1-1-0	2-0-0		NEUTRAL		1-0-0		0-2-0		0-0-0	
11-13-0		4-5-0	2-4-0		CONFERENCE		5-4-0		0-0-0		0-0-0	
5-7-0		1-2-0	0-3-0		HOME		4-2-0		0-0-0		0-0-0	
6-6-0		3-3-0	2-1-0		AWAY		1-2-0		0-0-0		0-0-0	
0-0-0		0-0-0	0-0-0		NEUTRAL		0-0-0		0-0-0		0-0-0	
RPI S	Opponent	Score	RPI S	Opponent	Score	RPI S	Opponent	Score	RPI S	Opponent	Score	
2 N	Vanderbilt	10 2	27 H	Baylor	3 6	60 H	Texas	12 8	103 H	UTRGV	6 2	
8 H	Oklahoma St.	8 9	27 H	Baylor	1 12	60 H	Texas	1 13	112 N	Cal St. Fullerton	0 2	
8 H	Oklahoma St.	7 4	27 H	Baylor	2 15	60 H	Texas	3 2	118 H	Grand Canyon	1 4	
8 H	Oklahoma St.	6 7	36 A	Oklahoma	6 4	61 H	Kansas	1 3	118 H	Grand Canyon	17 9	
9 A	Texas Tech	2 7	36 A	Oklahoma	6 7	61 H	Kansas	4 3	118 H	Grand Canyon	6 5	
9 A	Texas Tech	4 8	36 A	Oklahoma	4 2	61 H	Kansas	7 4	143 N	Rice	2 12	
9 A	Texas Tech	3 1	41 N	Virginia	9 4	85 A	Kansas St.	4 7	171 H	SFA	19 3	
14 N	Texas A&M	0 1	42 N	Houston	10 6	85 A	Kansas St.	8 1	179 H	Seton Hall	5 1	
15 A	West Virginia	14 5				85 A	Kansas St.	10 11	179 H	Seton Hall	3 7	
15 A	West Virginia	5 6				86 A	UT Arlington	3 6	179 H	Seton Hall	8 6	
15 A	West Virginia	6 1				86 H	UT Arlington	3 2	197 A	Abilene Christian	11 6	
24 A	DBU	6 11				86 N	UT Arlington	5 3	197 H	Abilene Christian	12 4	
24 H	DBU	3 9				93 A	San Diego	6 9	210 H	Lamar University	5 10	
									238 A	Long Beach St.	10 4	
									238 A	Long Beach St.	3 14	
									238 A	Long Beach St.	4 1	
									287 H	Eastern Mich.	12 1	
									287 H	Eastern Mich.	12 2	
									287 H	Eastern Mich.	16 4	
LAST 10 GAMES												
	9 A	Texas Tech	4 8	61 H	Kansas	7 4						
	9 A	Texas Tech	2 7	61 H	Kansas	4 3						
	9 A	Texas Tech	3 1	15 A	West Virginia	5 6						
	210 H	Lamar University	5 10	15 A	West Virginia	6 1						
	61 H	Kansas	1 3	15 A	West Virginia	14 5						

Non-Div. I Games:

TCU

Average RPI Win: 139		WON-LOST RECORD		WINNING PCT. RANK		LAST 10 GAMES		STRENGTH OF SCHEDULE		OPP. STRENGTH OF SCHEDULE		TEAM RPI		ADJ RPI		CONF. RPI		ADJ CONF. RPI	
DIV. I ONLY		32-23-0		.58182 81		6-4-0		100		58		75		.53621 75		10		10	
DIV. I NON-CONF.		14-11-0		.56 112		0-1-0		79		20		90		.53093 90		8		8	
TOTALS		RPI 1-25		RPI 26-50		W-L RECORDS		RPI 51-100		RPI 101-150		RPI 150+							
32-23-0		3-7-0		1-2-0		OVERALL		8-4-0		7-5-0		13-5-0							
18-10-0		2-4-0		1-2-0		HOME		3-2-0		4-1-0		8-1-0							
14-13-0		1-3-0		0-0-0		AWAY		5-2-0		3-4-0		5-4-0							
0-0-0		0-0-0		0-0-0		NEUTRAL		0-0-0		0-0-0		0-0-0							
14-11-0		3-7-0		0-0-0		NON-CONFERENCE		2-1-0		3-0-0		6-3-0							
10-6-0		2-4-0		0-0-0		HOME		1-1-0		2-0-0		5-1-0							
4-5-0		1-3-0		0-0-		AWAY		1-0-0		1-0-0		1-2-0							
0-0-0		0-0-0		0-0-0		NEUTRAL		0-0-0		0-0-0		0-0-0							
18-12-0		0-0-0		1-2-0		CONFERENCE		6-3-0		4-5-0		7-2-0							
8-4-0		0-0-0		1-2-0		HOME		2-1-0		2-1-0		3-0-0							
10-8-0		0-0-0		0-0-0		AWAY		4-2-0		2-4-0		4-2-0							
0-0-0		0-0-0		0-0-0		NEUTRAL		0-0-0		0-0-0		0-0-0							
RPI S	Opponent	Score		RPI S	Opponent	Score		RPI S	Opponent	Score		RPI S	Opponent	Score					
3 H	Georgia	2	4	45 H	Texas St.	12	0	76 A	Coastal Caro.	13	12	105 H	South Alabama	16	12				
3 H	Georgia	10	7	45 H	Texas St.	4	14	76 A	Coastal Caro.	7	9	105 H	South Alabama	9	2				
3 H	Georgia	1	3	45 H	Texas St.	2	8	76 A	Coastal Caro.	9	2	105 H	South Alabama	2	6				
10 A	Georgia Tech	6	7					81 A	Col. of Charleston	8	0	106 A	Troy	3	10				
15 H	West Virginia	1	5					81 H	Col. of Charleston	1	5	106 A	Troy	4	5				
15 H	West Virginia	1	0					81 H	Col. of Charleston	3	1	106 A	Troy	11	3				
15 H	West Virginia	1	3					86 A	UT Arlington	5	3	137 A	La.-Monroe	5	8				
17 A	Auburn	2	11					86 A	UT Arlington	5	12	137 A	La.-Monroe	2	4				
17 A	Auburn	7	5					86 A	UT Arlington	15	8	137 A	La.-Monroe	9	8				
17 A	Auburn	3	4					91 H	Little Rock	15	10	145 A	Mercer	7	3				
								91 H	Little Rock	7	6	145 H	Mercer	13	3				
								91 H	Little Rock	10	11	148 H	Presbyterian	10	5				
												167 H	Arkansas St.	10	6				
												167 H	Arkansas St.	11	6				
												167 H	Arkansas St.	17	6				
												174 A	Kennesaw St.	10	11				
												174 H	Kennesaw St.	7	2				
												185 A	Appalachian St.	5	9				
												185 A	Appalachian St.	3	0				
												185 A	Appalachian St.	6	2				
												232 A	Georgia St.	7	2				
												232 A	Georgia St.	7	15				
												232 A	Georgia St.	4	3				
												248 A	Charleston So.	2	3				
												248 H	Charleston So.	7	4				
												258 H	UNC Asheville	14	0				
												258 H	UNC Asheville	9	14				
LAST 10 GAMES				232 A	Georgia St.	7	15	167 H	Arkansas St.	17	6	232 A	Georgia St.	4	3				
				232 A	Georgia St.	7	2	167 H	Arkansas St.	10	6	248 A	Charleston So.	2	3				
				232 A	Georgia St.	4	3	106 A	Troy	11	3	248 H	Charleston So.	7	4				
				174 A	Kennesaw St.	10	11	106 A	Troy	4	5	258 H	UNC Asheville	14	0				
				167 H	Arkansas St.	11	6	106 A	Troy	3	10	258 H	UNC Asheville	9	14				

Non-Div. I Games:

Ga. Southern

RPI	S	Opponent	Score	
258	H	UNC Asheville	5	1
271	A	The Citadel	6	2
271	H	The Citadel	5	3

Ga. Southern

G
a
.
S
o
u
t
h
e
r
n

G
a
.
S
o
u
t
h
e
r
n

[illegible]

Non-Div. I Games:

Coastal Caro.

Average RPI Win: 133		WON-LOST RECORD		WINNING PCT. RANK		LAST 10 GAMES		STRENGTH OF SCHEDULE		OPP. STRENGTH OF SCHEDULE		TEAM RPI		ADJ RPI		CONF. RPI		ADJ CONF. RPI					
Average RPI Loss: 35																							
DIV. I ONLY		28-28-0		.5 145		4-6-0		36		6		77		.53516 77		1		1					
DIV. I NON-CONF.		20-5-0		.8 14		1-1-0		226		133		70		.54311 69		1		1					
TOTALS		RPI 1-25		RPI 26-50		W-L RECORDS		RPI 51-100		RPI 101-150		RPI 150+											
28-28-0		6-15-0		6-9-0		OVERALL		2-1-0		1-1-0		13-2-0											
18-15-0		2-10-0		3-1-0		HOME		2-1-0		1-1-0		10-2-0											
7-11-0		2-4-0		3-7-0		AWAY		0-0-0		0-0-0		2-0-0											
3-2-0		2-1-0		0-1-0		NEUTRAL		0-0-0		0-0-0		1-0-0											
20-5-0		2-0-0		2-1-0		NON-CONFERENCE		2-1-0		1-1-0		13-2-0											
14-4-0		0-0-0		1-0-0		HOME		2-1-0		1-1-0		10-2-0											
3-0-0		0-0-0		1-0-		AWAY		0-0-0		0-0-0		2-0-0											
3-1-0		2-0-0		0-1-0		NEUTRAL		0-0-0		0-0-0		1-0-0											
8-23-0		4-15-0		4-8-0		CONFERENCE		0-0-0		0-0-0		0-0-0											
4-11-0		2-10-0		2-1-0		HOME		0-0-0		0-0-0		0-0-0											
4-11-0		2-4-0		2-7-0		AWAY		0-0-0		0-0-0		0-0-0											
0-1-0		0-1-0		0-0-0		NEUTRAL		0-0-0		0-0-0		0-0-0											
RPI	S	Opponent		Score		RPI	S	Opponent		Score		RPI	S	Opponent		Score		RPI	S	Opponent		Score	
2	H	Vanderbilt		11 22		28	A	Florida		4 6		52	H	Liberty		5 6		123	H	Winthrop		8 6	
2	H	Vanderbilt		3 9		28	A	Florida		5 9		52	H	Liberty		3 2		134	H	Gardner-Webb		2 10	
2	H	Vanderbilt		2 6		28	A	Florida		6 3		52	H	Liberty		13 7		168	A	Furman		12 7	
3	H	Georgia		2 4		30	A	Missouri		0 11								168	H	Furman		4 7	
3	H	Georgia		1 6		30	A	Missouri		2 5								185	H	Appalachian St.		3 1	
3	H	Georgia		7 8		30	A	Missouri		7 9								192	H	N.C. A&T		0 2	
4	A	Mississippi St.		2 11		40	A	Alabama		5 4								213	H	Charlotte		5 4	
4	A	Mississippi St.		7 24		40	A	Alabama		0 9								234	H	USC Upstate		1 0	
4	A	Mississippi St.		10 8		40	A	Alabama		1 4								248	N	Charleston So.		10 3	
12	A	Tennessee		5 15		43	A	Clemson		5 4								254	H	Valparaiso		12 6	
12	A	Tennessee		3 2		43	H	Clemson		14 3								254	H	Valparaiso		9 2	
12	A	Tennessee		3 6		43	N	Clemson		5 11								254	H	Valparaiso		3 2	
14	H	Texas A&M		2 8		49	H	Kentucky		5 4								270	H	Utah Valley		10 3	
14	H	Texas A&M		3 2		49	H	Kentucky		11 3								270	H	Utah Valley		6 5	
14	H	Texas A&M		3 6		49	H	Kentucky		2 6								270	H	Utah Valley		15 3	
17	H	Auburn		5 7														271	A	The Citadel		10 9	
17	H	Auburn		2 4														271	H	The Citadel		9 0	
17	H	Auburn		4 0																			
19	N	NC State		10 8																			
20	N	LSU		6 8																			
21	N	North Carolina		5 2																			
LAST 10 GAMES																							
20	N	LSU		6 8		49	H	Kentucky		2 6													
4	A	Mississippi St.		10 8		49	H	Kentucky		11 3													
4	A	Mississippi St.		2 11		49	H	Kentucky		5 4													
4	A	Mississippi St.		7 24		168	H	Furman		4 7													
234	H	USC Upstate		1 0		2	H	Vanderbilt		2 6													

Non-Div. I Games:

South Carolina

Average RPI Win: 193		WON-LOST	WINNING	LAST 10	STRENGTH OF		OPP. STRENGTH	TEAM	ADJ	CONF.	ADJ CONF.
Average RPI Loss: 155		RECORD	PCT. RANK	GAMES	SCHEDULE		OF SCHEDULE	RPI	RPI	RPI	RPI
DIV. I ONLY		39-15-0	.72222	13	8-2-0		249	180	78	.53325	78
DIV. I NON-CONF.		17-7-0	.70833	42	1-1-0		98	28	25	.57839	25
TOTALS		RPI 1-25	RPI 26-50		W-L RECORDS		RPI 51-100		RPI 101-150		RPI 150+
39-15-0		2-2-0	2-1-0		OVERALL		2-1-0		8-5-0		25-6-0
20-3-0		0-0-0	0-0-0		HOME		0-1-0		4-1-0		16-1-0
14-10-0		2-2-0	2-1-0		AWAY		1-0-0		4-3-0		5-4-0
5-2-0		0-0-0	0-0-0		NEUTRAL		1-0-0		0-1-0		4-1-0
17-7-0		2-2-0	2-1-0		NON-CONFERENCE		2-1-0		5-2-0		6-1-0
7-1-0		0-0-0	0-0-0		HOME		0-1-0		2-0-0		5-0-0
8-4-0		2-2-0	2-0-		AWAY		1-0-0		3-1-0		0-0-0
2-2-0		0-0-0	0-0-0		NEUTRAL		1-0-0		0-1-0		1-1-0
22-8-0		0-0-0	0-0-0		CONFERENCE		0-0-0		3-3-0		19-5-0
13-2-0		0-0-0	0-0-0		HOME		0-0-0		2-1-0		11-1-0
6-6-0		0-0-0	0-0-0		AWAY		0-0-0		1-2-0		5-4-0
3-0-0		0-0-0	0-0-0		NEUTRAL		0-0-0		0-0-0		3-0-0
RPI S	Opponent	Score	RPI S	Opponent	Score	RPI S	Opponent	Score	RPI S	Opponent	Score
5 A	East Carolina	12 4	26 A	Ole Miss	1 10	70 A	Xavier	10 0	110 A	Cincinnati	8 3
8 A	Oklahoma St.	5 4	26 A	Ole Miss	9 5	70 H	Xavier	8 9	110 H	Cincinnati	10 4
8 A	Oklahoma St.	0 4	31 A	Indiana	15 4	70 N	Xavier	12 2	127 A	Kent St.	7 5
8 A	Oklahoma St.	5 17							135 A	Ohio St.	5 6
									137 H	Wofford	11 4
									141 N	Miami (OH)	6 7
									144 A	Milwaukee	6 10
									144 A	Milwaukee	14 12
									144 A	Milwaukee	6 7
									144 H	Milwaukee	3 2
									144 H	Milwaukee	10 11
									144 H	Milwaukee	3 0
									149 A	Dayton	8 7
									173 N	Utah	8 12
									183 H	Canisius	3 2
									198 N	Western Caro.	5 3
									217 A	UIC	7 1
									217 A	UIC	1 6
									217 A	UIC	10 3
									217 H	UIC	7 3
									217 H	UIC	11 3
									217 H	UIC	5 2
									222 H	Ohio	13 0
									222 H	Ohio	12 1
									255 H	Toledo	10 5
									266 H	Oakland	6 2
									266 H	Oakland	16 4
LAST 10 GAMES			LAST 10 GAMES			LAST 10 GAMES			LAST 10 GAMES		
			266 N	Oakland	11 3	279 H	Northern Ky.	16 7	222 H	Ohio	13 0
			266 N	Oakland	28 10	279 H	Northern Ky.	5 0	222 H	Ohio	12 1
			266 N	Oakland	4 3	135 A	Ohio St.	5 6	255 H	Toledo	10 5
			127 A	Kent St.	7 5	278 A	Youngstown St.	9 7	266 H	Oakland	6 2
			279 H	Northern Ky.	9 1	278 A	Youngstown St.	4 5	266 H	Oakland	16 4

Non-Div. I Games: Northwestern Ohio 8 1 Cedarville 11 0

Wright St.

RPI	S	Opponent	Score	
266	H	Oakland	11	3
266	N	Oakland	4	3
266	N	Oakland	28	10
266	N	Oakland	11	3
276	H	Bowling Green	8	5
278	A	Youngstown St.	8	3
278	A	Youngstown St.	4	5
278	A	Youngstown St.	9	7
278	H	Youngstown St.	7	1
278	H	Youngstown St.	18	8
278	H	Youngstown St.	8	10
279	A	Northern Ky.	3	6
279	A	Northern Ky.	6	7
279	A	Northern Ky.	9	1
279	H	Northern Ky.	16	7
279	H	Northern Ky.	5	0
279	H	Northern Ky.	9	1

Wright St.

W
r
i
g
h
t
S
t
.

W
r
i
g
h
t
S
t
.

Average RPI Win:	146	WON-LOST	WINNING	LAST 10	STRENGTH OF	OPP. STRENGTH	TEAM	ADJ	CONF.	ADJ CONF.	
Average RPI Loss:	100	RECORD	PCT. RANK	GAMES	SCHEDULE	OF SCHEDULE	RPI	RPI	RPI	RPI	
DIV. I ONLY	30-25-0	.54545	121	5-5-0	69	109	79	.53298	79	12	12
DIV. I NON-CONF.	9-14-0	.3913	206	0-1-0	38	33	136	.50609	136	13	13
<hr/>											
TOTALS	RPI 1-25	RPI 26-50		W-L RECORDS		RPI 51-100		RPI 101-150		RPI 150+	
30-25-0	1-4-0	0-0-0		OVERALL		2-6-0		11-9-0		16-6-0	
14-13-0	0-0-0	0-0-0		HOME		1-6-0		6-5-0		7-2-0	
16-12-0	1-4-0	0-0-0		AWAY		1-0-0		5-4-0		9-4-0	
0-0-0	0-0-0	0-0-0		NEUTRAL		0-0-0		0-0-0		0-0-0	
9-14-0	1-4-0	0-0-0		NON-CONFERENCE		1-4-0		4-5-0		3-1-0	
5-7-0	0-0-0	0-0-0		HOME		0-4-0		2-2-0		3-1-0	
4-7-0	1-4-0	0-0-		AWAY		1-0-0		2-3-0		0-0-0	
0-0-0	0-0-0	0-0-0		NEUTRAL		0-0-0		0-0-0		0-0-0	
21-11-0	0-0-0	0-0-0		CONFERENCE		1-2-0		7-4-0		13-5-0	
9-6-0	0-0-0	0-0-0		HOME		1-2-0		4-3-0		4-1-0	
12-5-0	0-0-0	0-0-0		AWAY		0-0-0		3-1-0		9-4-0	
0-0-0	0-0-0	0-0-0		NEUTRAL		0-0-0		0-0-0		0-0-0	
RPI	S	Opponent	Score	RPI	S	Opponent	Score	RPI	S	Opponent	Score
4	A	Mississippi St.	0 12					51	H	Louisiana Tech	8 13
8	A	Oklahoma St.	0 9					51	H	Louisiana Tech	11 15
8	A	Oklahoma St.	5 3					51	H	Louisiana Tech	8 12
8	A	Oklahoma St.	1 5					63	H	Sam Houston St.	5 14
20	A	LSU	5 6					63	H	Sam Houston St.	3 0
								63	H	Sam Houston St.	7 11
								88	A	Tulane	10 3
								88	H	Tulane	14 15

Non-Div. I Games:

Southeastern La.

RPI	S	Opponent	Score	
160	A	A&M-Corpus Christi	12	2
160	A	A&M-Corpus Christi	3	5
171	A	SFA	2	4
171	A	SFA	11	3
171	A	SFA	5	1
190	A	Nicholls St.	11	1
190	H	Nicholls St.	3	1
190	H	Nicholls St.	1	4
197	H	Abilene Christian	8	3
197	H	Abilene Christian	12	9
197	H	Abilene Christian	14	1
210	A	Lamar University	9	13
210	A	Lamar University	4	3
210	A	Lamar University	6	4
295	H	Alcorn	13	3

Southeastern La.

S
o
u
t
h
e
a
s
t
e
r
n
L
a
.

S
o
u
t
h
e
a
s
t
e
r
n
L
a
.

Average RPI Win:	180	WON-LOST RECORD	WINNING PCT. RANK	LAST 10 GAMES	STRENGTH OF SCHEDULE	OPP. STRENGTH OF SCHEDULE	TEAM RPI	ADJ RPI	CONF. RPI	ADJ CONF. RPI		
DIV. I ONLY		33-18-0	.64706	47	7-3-0	131	163	80	.53244	80	16	16
DIV. I NON-CONF.		19-8-0	.7037	44	1-0-0	99	164	54	.55408	54	18	18
<hr/>												
TOTALS	RPI 1-25	RPI 26-50		W-L RECORDS		RPI 51-100		RPI 101-150		RPI 150+		
33-18-0	0-1-0	0-0-0		OVERALL		3-8-0		11-4-0		19-5-0		
24-7-0	0-0-0	0-0-0		HOME		3-2-0		4-2-0		17-3-0		
9-10-0	0-1-0	0-0-0		AWAY		0-6-0		7-2-0		2-1-0		
0-1-0	0-0-0	0-0-0		NEUTRAL		0-0-0		0-0-0		0-1-0		
<hr/>												
19-8-0	0-1-0	0-0-0		NON-CONFERENCE		3-5-0		5-1-0		11-1-0		
17-2-0	0-0-0	0-0-0		HOME		3-2-0		3-0-0		11-0-0		
2-5-0	0-1-0	0-0-		AWAY		0-3-0		2-1-0		0-0-0		
0-1-0	0-0-0	0-0-0		NEUTRAL		0-0-0		0-0-0		0-1-0		
<hr/>												
14-10-0	0-0-0	0-0-0		CONFERENCE		0-3-0		6-3-0		8-4-0		
7-5-0	0-0-0	0-0-0		HOME		0-0-0		1-2-0		6-3-0		
7-5-0	0-0-0	0-0-0		AWAY		0-3-0		5-1-0		2-1-0		
0-0-0	0-0-0	0-0-0		NEUTRAL		0-0-0		0-0-0		0-0-0		
<hr/>												
RPI	S	Opponent	Score	RPI	S	Opponent	Score	RPI	S	Opponent	Score	
21	A	North Carolina	4 17					54	A	Wake Forest	1 2	
								54	H	Wake Forest	9 5	
								66	A	Virginia Tech	1 2	
								66	A	Virginia Tech	4 12	
								69	H	Campbell	4 7	
								71	A	Samford	2 3	
								71	A	Samford	3 7	
								71	A	Samford	0 14	
								83	H	Jacksonville	13 3	
								83	H	Jacksonville	5 4	
								83	H	Jacksonville	4 8	
								102	A	Elon	9 8	
								102	H	Elon	4 3	
								123	A	Winthrop	3 6	
								123	H	Winthrop	9 3	
								137	H	Wofford	1 0	
								137	H	Wofford	10 18	
								137	H	Wofford	5 14	
								145	A	Mercer	5 3	
								145	A	Mercer	9 4	
								145	A	Mercer	1 8	
								146	A	High Point	6 2	
								146	H	High Point	11 3	
								150	A	ETSU	4 2	
								150	A	ETSU	7 4	
								150	A	ETSU	5 4	
								168	H	Furman	2 1	
								168	H	Furman	3 10	
								168	H	Furman	11 9	
								184	H	Penn	5 3	
								184	H	Penn	6 5	
								184	H	Penn	10 7	
								192	N	N.C. A&T	5 8	
								196	H	Quinnipiac	12 5	
								196	H	Quinnipiac	8 2	
								198	H	Western Caro.	7 5	
								198	H	Western Caro.	1 2	
								198	H	Western Caro.	4 24	
LAST 10 GAMES												
				137	H	Wofford	5 14	249	A	VMI	6 1	
				137	H	Wofford	10 18	249	A	VMI	5 6	
				137	H	Wofford	1 0	150	A	ETSU	5 4	
				123	H	Winthrop	9 3	150	A	ETSU	4 2	
				249	A	VMI	13 3	150	A	ETSU	7 4	

Non-Div. I Games:

UNC Greensboro

RPI	S	Opponent	Score	
231	H	Princeton	6	2
231	H	Princeton	5	3
231	H	Princeton	3	2
231	H	Princeton	5	3
249	A	VMI	13	3
249	A	VMI	5	6
249	A	VMI	6	1
257	H	George Mason	8	0
257	H	George Mason	4	2
271	H	The Citadel	8	3
271	H	The Citadel	6	5
271	H	The Citadel	16	10

UNC Greensboro

U
N
C
G
r
e
e
n
s
b
o
r
o

U
N
C
G
r
e
e
n
s
b
o
r
o

Average RPI Win:		178	WON-LOST RECORD		WINNING PCT. RANK		LAST 10 GAMES		STRENGTH OF SCHEDULE		OPP. STRENGTH OF SCHEDULE		TEAM RPI		ADJ RPI		CONF. RPI		ADJ CONF. RPI	
DIV. I ONLY			36-19-0		.65455 42		8-2-0		157		119		81		.53232 81		15		15	
DIV. I NON-CONF.			20-11-0		.64516 69		2-0-0		128		63		83		.53439 83		15		15	
TOTALS		RPI 1-25		RPI 26-50		W-L RECORDS		RPI 51-100		RPI 101-150		RPI 150+								
36-19-0		3-3-0		1-4-0		OVERALL		3-5-0		3-3-0		26-4-0								
24-9-0		3-3-0		0-0-0		HOME		1-1-0		1-2-0		19-3-0								
12-9-0		0-0-0		1-3-0		AWAY		2-4-0		2-1-0		7-1-0								
0-1-0		0-0-0		0-1-0		NEUTRAL		0-0-0		0-0-0		0-0-0								
20-11-0		3-3-0		1-4-0		NON-CONFERENCE		3-2-0		0-0-0		13-2-0								
16-5-0		3-3-0		0-0-0		HOME		1-1-0		0-0-0		12-1-0								
4-5-0		0-0-0		1-0-		AWAY		2-1-0		0-0-0		1-1-0								
0-1-0		0-0-0		0-1-0		NEUTRAL		0-0-0		0-0-0		0-0-0								
16-8-0		0-0-0		0-0-0		CONFERENCE		0-3-0		3-3-0		13-2-0								
8-4-0		0-0-0		0-0-0		HOME		0-0-0		1-2-0		7-2-0								
8-4-0		0-0-0		0-0-0		AWAY		0-3-0		2-1-0		6-0-0								
0-0-0		0-0-0		0-0-0		NEUTRAL		0-0-0		0-0-0		0-0-0								
RPI	S	Opponent		Score		RPI	S	Opponent		Score		RPI	S	Opponent		Score				
24	H	DBU		2	6	43	A	Clemson		1	13	75	A	Ga. Southern		5	1			
24	H	DBU		4	3	43	N	Clemson		1	4	75	A	Ga. Southern		1	3			
24	H	DBU		4	14	47	A	Arizona		5	7	75	H	Ga. Southern		0	8			
25	H	UConn		7	2	47	A	Arizona		5	7	76	A	Coastal Caro.		13	6			
25	H	UConn		4	7	47	A	Arizona		10	6	76	H	Coastal Caro.		8	5			
25	H	UConn		7	6							84	A	William & Mary		1	5			
												84	A	William & Mary		3	4			
												84	A	William & Mary		4	5			
														154 A James Madison		5	1			
														154 A James Madison		6	5			
														154 A James Madison		10	8			
														168 H Furman		3	1			
														168 H Furman		13	3			
														168 H Furman		2	1			
														175 H UNCW		5	6			
														175 H UNCW		4	14			
														175 H UNCW		10	3			
														192 H N.C. A&T		8	1			
														192 H N.C. A&T		5	4			
														192 H N.C. A&T		0	2			
														205 H Hofstra		9	0			
														205 H Hofstra		7	4			
														205 H Hofstra		16	0			
								LAST 10 GAMES						233 A Delaware		5	2			
								233 A Delaware		5	2			233 A Delaware		5	0			
								233 A Delaware		5	0			233 A Delaware		10	7			
								233 A Delaware		10	7			248 A Charleston So.		9	2			
								271 H The Citadel		9	8			248 A Charleston So.		1	9			
								253 H Towson		10	9			248 H Charleston So.		7	5			
								253 H Towson		5	3			233 A Delaware		5	0			
								253 H Towson		4	2			233 A Delaware		10	7			
								248 A Charleston So.		9	2			248 A Charleston So.		9	2			
								84 A William & Mary		4	5			248 A Charleston So.		1	9			
								84 A William & Mary		3	4			248 H Charleston So.		7	5			

Non-Div. I Games:

Col. of Charleston

RPI	S	Opponent	Score	
248	H	Charleston So.	9	7
253	H	Towson	10	9
253	H	Towson	4	2
253	H	Towson	5	3
258	H	UNC Asheville	9	0
258	H	UNC Asheville	6	5
258	H	UNC Asheville	12	3
271	H	The Citadel	11	1
271	H	The Citadel	9	8

Col. of Charleston

C
o
l
.
o
f
C
h
a
r
l
e
s
t
o
n

C
o
l
.
o
f
C
h
a
r
l
e
s
t
o
n

Average RPI Win: 116		WON-LOST	WINNING	LAST 10	STRENGTH OF		OPP. STRENGTH	TEAM	ADJ	CONF.	ADJ CONF.
Average RPI Loss: 64		RECORD	PCT. RANK	GAMES	SCHEDULE		OF SCHEDULE	RPI	RPI	RPI	RPI
DIV. I ONLY		27-29-0	.48214	167	7-3-0		41	33	82	.53229	82
DIV. I NON-CONF.		17-14-0	.54839	118	2-0-0		62	42	78	.53672	78
TOTALS		RPI 1-25	RPI 26-50		W-L RECORDS		RPI 51-100		RPI 101-150		RPI 150+
27-29-0		5-10-0	2-5-0		OVERALL		5-5-0		8-8-0		7-1-0
16-11-0		3-3-0	2-5-0		HOME		2-0-0		4-3-0		5-0-0
8-15-0		1-6-0	0-0-0		AWAY		3-4-0		3-5-0		1-0-0
3-3-0		1-1-0	0-0-0		NEUTRAL		0-1-0		1-0-0		1-1-0
17-14-0		2-6-0	0-1-0		NON-CONFERENCE		4-3-0		4-3-0		7-1-0
11-4-0		2-1-0	0-1-0		HOME		2-0-0		2-2-0		5-0-0
4-7-0		0-4-0	0-0-		AWAY		2-2-0		1-1-0		1-0-0
2-3-0		0-1-0	0-0-0		NEUTRAL		0-1-0		1-0-0		1-1-0
10-15-0		3-4-0	2-4-0		CONFERENCE		1-2-0		4-5-0		0-0-0
5-7-0		1-2-0	2-4-0		HOME		0-0-0		2-1-0		0-0-0
4-8-0		1-2-0	0-0-0		AWAY		1-2-0		2-4-0		0-0-0
1-0-0		1-0-0	0-0-0		NEUTRAL		0-0-0		0-0-0		0-0-0
RPI S	Opponent	Score	RPI S	Opponent	Score	RPI S	Opponent	Score	RPI S	Opponent	Score
5 H	East Carolina	3 7	36 H	Oklahoma	4 9	61 A	Kansas	9 1	110 A	Cincinnati	4 10
5 H	East Carolina	1 6	42 H	Houston	3 7	61 H	Kansas	3 2	110 A	Cincinnati	9 11
5 H	East Carolina	3 1	42 H	Houston	5 13	62 N	Pepperdine	8 13	110 A	Cincinnati	1 5
5 N	East Carolina	6 2	42 H	Houston	4 7	85 A	Kansas St.	2 7	114 A	South Fla.	7 3
8 A	Oklahoma St.	7 10	48 H	UCF	6 4	85 H	Kansas St.	8 5	114 A	South Fla.	0 2
8 H	Oklahoma St.	0 1	48 H	UCF	3 11	86 A	UT Arlington	8 6	114 A	South Fla.	7 6
9 A	Texas Tech	4 15	48 H	UCF	8 6	86 A	UT Arlington	2 5	118 A	Grand Canyon	1 9
9 A	Texas Tech	10 15				88 A	Tulane	12 11	118 N	Grand Canyon	8 7
9 A	Texas Tech	2 12				88 A	Tulane	6 12	125 H	Memphis	7 3
16 N	Stanford	4 5				88 A	Tulane	4 8	125 H	Memphis	8 4
23 H	Creighton	4 3							125 H	Memphis	3 6
23 H	Creighton	7 5							132 H	Rhode Island	8 13
25 A	UConn	1 2							132 H	Rhode Island	1 6
25 A	UConn	12 5							132 H	Rhode Island	8 7
25 A	UConn	0 4							132 H	Rhode Island	5 1
			LAST 10 GAMES						136 A	Missouri St.	9 4
			5 N	East Carolina	6 2	5 H	East Carolina	3 7	171 N	SFA	18 2
			114 A	South Fla.	7 3	5 H	East Carolina	3 1	171 N	SFA	2 3
			114 A	South Fla.	0 2	5 H	East Carolina	1 6	204 A	Oral Roberts	4 2
			114 A	South Fla.	7 6	136 A	Missouri St.	9 4	204 H	Oral Roberts	8 2
			204 A	Oral Roberts	4 2	25 A	UConn	12 5	209 H	Omaha	12 2
									265 H	Bethune-Cookman	7 0
									265 H	Bethune-Cookman	11 4
									265 H	Bethune-Cookman	2 0

Non-Div. I Games:

Wichita St.

Average RPI Win:	161	WON-LOST	WINNING	LAST 10	STRENGTH OF	OPP. STRENGTH	TEAM	ADJ	CONF.	ADJ CONF.	
Average RPI Loss:	99	RECORD	PCT. RANK	GAMES	SCHEDULE	OF SCHEDULE	RPI	RPI	RPI	RPI	
DIV. I ONLY	30-25-0	.54545	121	6-4-0	76	130	83	.53186	83	13	13
DIV. I NON-CONF.	17-14-0	.54839	118	2-2-0	48	67	66	.54464	66	16	16
<hr/>											
TOTALS	RPI 1-25	RPI 26-50		W-L RECORDS		RPI 51-100		RPI 101-150		RPI 150+	
30-25-0	0-0-0	1-9-0		OVERALL		8-4-0		3-7-0		18-5-0	
19-8-0	0-0-0	0-5-0		HOME		5-1-0		1-0-0		13-2-0	
11-17-0	0-0-0	1-4-0		AWAY		3-3-0		2-7-0		5-3-0	
0-0-0	0-0-0	0-0-0		NEUTRAL		0-0-0		0-0-0		0-0-0	
17-14-0	0-0-0	1-9-0		NON-CONFERENCE		6-3-0		2-2-0		8-0-0	
10-5-0	0-0-0	0-5-0		HOME		3-0-0		1-0-0		6-0-0	
7-9-0	0-0-0	1-0-		AWAY		3-3-0		1-2-0		2-0-0	
0-0-0	0-0-0	0-0-0		NEUTRAL		0-0-0		0-0-0		0-0-0	
13-11-0	0-0-0	0-0-0		CONFERENCE		2-1-0		1-5-0		10-5-0	
9-3-0	0-0-0	0-0-0		HOME		2-1-0		0-0-0		7-2-0	
4-8-0	0-0-0	0-0-0		AWAY		0-0-0		1-5-0		3-3-0	
0-0-0	0-0-0	0-0-0		NEUTRAL		0-0-0		0-0-0		0-0-0	
RPI	S	Opponent	Score	RPI	S	Opponent	Score	RPI	S	Opponent	Score
				28	A	Florida	8 13	52	H	Liberty	1 4
				28	A	Florida	4 8	52	H	Liberty	8 3
				28	H	Florida	4 5	52	H	Liberty	7 4
				32	H	Indiana St.	7 13	55	A	Florida St.	3 2
				32	H	Indiana St.	3 8	55	A	Florida St.	0 3
				32	H	Indiana St.	1 7	55	A	Florida St.	3 2
				48	A	UCF	4 6	80	A	UNC Greensboro	3 13
				48	A	UCF	0 3	80	A	UNC Greensboro	4 5
				48	A	UCF	8 5	80	A	UNC Greensboro	8 4
				48	H	UCF	2 8	100	H	Jacksonville St.	5 2
								100	H	Jacksonville St.	2 1
								100	H	Jacksonville St.	16 7

Non-Div. I Games:

Jacksonville

RPI	S	Opponent	Score	
240	H	Florida A&M	10	9
242	H	North Ala.	2	9
242	H	North Ala.	7	9
242	H	North Ala.	10	5
265	A	Bethune-Cookman	7	5
265	H	Bethune-Cookman	5	0

Jacksonville

J
a
c
k
s
o
n
v
i
l
l
e

J
a
c
k
s
o
n
v
i
l
l
e

Average RPI Win:	151	WON-LOST RECORD	WINNING PCT. RANK	LAST 10 GAMES	STRENGTH OF SCHEDULE	OPP. STRENGTH OF SCHEDULE	TEAM RPI	ADJ RPI	CONF. RPI	ADJ CONF. RPI		
Average RPI Loss:	146											
DIV. I ONLY		31-20-0	.60784	62	8-2-0	108	159	84	.53152	84	15	15
DIV. I NON-CONF.		19-8-0	.7037	44	1-0-0	41	171	31	.57573	31	15	15
<hr/>												
TOTALS	RPI 1-25	RPI 26-50		W-L RECORDS		RPI 51-100		RPI 101-150		RPI 150+		
31-20-0	1-2-0	1-0-0		OVERALL		8-3-0		7-5-0		14-10-0		
16-11-0	1-2-0	0-0-0		HOME		7-1-0		4-5-0		4-3-0		
15-9-0	0-0-0	1-0-0		AWAY		1-2-0		3-0-0		10-7-0		
0-0-0	0-0-0	0-0-0		NEUTRAL		0-0-0		0-0-0		0-0-0		
19-8-0	1-2-0	1-0-0		NON-CONFERENCE		5-3-0		6-0-0		6-3-0		
11-4-0	1-2-0	0-0-0		HOME		4-1-0		3-0-0		3-1-0		
8-4-0	0-0-0	1-0-		AWAY		1-2-0		3-0-0		3-2-0		
0-0-0	0-0-0	0-0-0		NEUTRAL		0-0-0		0-0-0		0-0-0		
12-12-0	0-0-0	0-0-0		CONFERENCE		3-0-0		1-5-0		8-7-0		
5-7-0	0-0-0	0-0-0		HOME		3-0-0		1-5-0		1-2-0		
7-5-0	0-0-0	0-0-0		AWAY		0-0-0		0-0-0		7-5-0		
0-0-0	0-0-0	0-0-0		NEUTRAL		0-0-0		0-0-0		0-0-0		
RPI S	Opponent	Score		RPI S	Opponent	Score		RPI S	Opponent	Score		
15 H	West Virginia	1	9	41 A	Virginia	9	3	102 H	Elon	2	8	
15 H	West Virginia	2	12					102 H	Elon	2	11	
15 H	West Virginia	6	4					102 H	Elon	9	11	
								139 H	Marist	4	3	
								139 H	Marist	8	3	
								139 H	Marist	3	2	
								142 H	Northeastern	15	4	
								142 H	Northeastern	4	9	
								142 H	Northeastern	6	7	
								146 A	High Point	6	2	
								146 A	High Point	4	3	
								146 A	High Point	8	6	
								154 H	James Madison	1	3	
								154 H	James Madison	3	5	
								154 H	James Madison	7	1	
								169 A	Richmond	2	12	
								175 A	UNCW	8	1	
								175 A	UNCW	3	2	
								175 A	UNCW	3	2	
								205 A	Hofstra	3	4	
								205 A	Hofstra	11	4	
								205 A	Hofstra	12	2	
								216 A	George Washington	4	8	
								216 H	George Washington	2	1	
								227 A	Saint Joseph's	9	8	
								233 A	Delaware	2	3	
								233 A	Delaware	0	1	
<hr/>												
LAST 10 GAMES												
205 A	Hofstra	11	4	81 H	Col. of Charleston	4	3	216 A	George Washington	4	8	
205 A	Hofstra	12	2	81 H	Col. of Charleston	5	1	216 H	George Washington	2	1	
205 A	Hofstra	3	4	253 A	Towson	3	4	227 A	Saint Joseph's	9	8	
227 A	Saint Joseph's	9	8	253 A	Towson	7	0	233 A	Delaware	2	3	
81 H	Col. of Charleston	5	4	253 A	Towson	5	2	233 A	Delaware	0	1	

Non-Div. I Games:

William & Mary

RPI	S	Opponent	Score	
233	A	Delaware	8	9
246	H	Sacred Heart	3	7
246	H	Sacred Heart	12	3
253	A	Towson	7	0
253	A	Towson	5	2
253	A	Towson	3	4
257	A	George Mason	5	1
261	A	Norfolk St.	17	2
261	H	Norfolk St.	16	6

William & Mary

W
i
l
l
i
a
m
&
M
a
r
y

W
i
l
l
i
a
m
&
M
a
r
y

Average RPI Win: 115		WON-LOST	WINNING	LAST 10	STRENGTH OF		OPP. STRENGTH	TEAM	ADJ	CONF.	ADJ CONF.
Average RPI Loss: 60		RECORD	PCT. RANK	GAMES	SCHEDULE		OF SCHEDULE	RPI	RPI	RPI	RPI
DIV. I ONLY		25-31-0	.44643	197	3-7-0		23	50	85	.53111	85
DIV. I NON-CONF.		17-15-0	.53125	134	1-0-0		49	149	86	.5338	86
TOTALS		RPI 1-25	RPI 26-50		W-L RECORDS		RPI 51-100		RPI 101-150		RPI 150+
25-31-0		3-9-0	3-7-0		OVERALL		6-9-0		4-3-0		9-3-0
14-12-0		2-4-0	1-3-0		HOME		4-3-0		2-1-0		5-1-0
8-17-0		1-5-0	2-3-0		AWAY		2-6-0		0-1-0		3-2-0
3-2-0		0-0-0	0-1-0		NEUTRAL		0-0-0		2-1-0		1-0-0
17-15-0		1-2-0	1-3-0		NON-CONFERENCE		2-4-0		4-3-0		9-3-0
9-5-0		0-0-0	0-1-0		HOME		2-2-0		2-1-0		5-1-0
5-8-0		1-2-0	1-0-		AWAY		0-2-0		0-1-0		3-2-0
3-2-0		0-0-0	0-1-0		NEUTRAL		0-0-0		2-1-0		1-0-0
8-16-0		2-7-0	2-4-0		CONFERENCE		4-5-0		0-0-0		0-0-0
5-7-0		2-4-0	1-2-0		HOME		2-1-0		0-0-0		0-0-0
3-9-0		0-3-0	1-2-0		AWAY		2-4-0		0-0-0		0-0-0
0-0-0		0-0-0	0-0-0		NEUTRAL		0-0-0		0-0-0		0-0-0
RPI S	Opponent	Score	RPI S	Opponent	Score	RPI S	Opponent	Score	RPI S	Opponent	Score
8 A	Oklahoma St.	4 11	27 A	Baylor	3 4	60 A	Texas	2 0	103 H	UTRGV	7 1
8 A	Oklahoma St.	4 5	27 A	Baylor	10 3	60 A	Texas	2 10	103 H	UTRGV	3 1
8 A	Oklahoma St.	4 8	27 A	Baylor	6 11	60 A	Texas	6 4	103 H	UTRGV	5 6
9 H	Texas Tech	5 4	30 A	Missouri	2 17	61 A	Kansas	6 9	120 A	California Baptist	6 7
9 H	Texas Tech	3 4	35 A	Nebraska	5 0	61 A	Kansas	4 6	122 N	San Francisco	1 3
9 H	Texas Tech	4 11	35 H	Nebraska	0 7	61 A	Kansas	0 10	122 N	San Francisco	7 0
15 H	West Virginia	8 6	36 H	Oklahoma	3 6	64 H	Old Dominion	6 2	122 N	San Francisco	11 5
15 H	West Virginia	0 6	36 H	Oklahoma	5 2	64 H	Old Dominion	2 8	173 N	Utah	6 4
15 H	West Virginia	4 7	36 H	Oklahoma	4 8	64 H	Old Dominion	0 5	183 H	Canisius	6 5
23 A	Creighton	1 11	38 N	Fresno St.	3 11	67 A	San Diego St.	7 10	183 H	Canisius	3 15
23 A	Creighton	0 4				74 H	TCU	1 8	188 A	CSUN	6 5
23 A	Creighton	9 2				74 H	TCU	7 4	188 A	CSUN	8 10
						74 H	TCU	11 10	188 A	CSUN	2 4
						82 A	Wichita St.	5 8	188 A	CSUN	11 5
						82 H	Wichita St.	7 2	209 A	Omaha	9 2
									209 H	Omaha	7 2
									236 H	Northern Ill.	9 6
									236 H	Northern Ill.	8 3
									244 H	Texas Southern	11 5
LAST 10 GAMES											
61 A	Kansas	4 6	15 H	West Virginia	0 6						
61 A	Kansas	6 9	244 H	Texas Southern	11 5						
61 A	Kansas	0 10	27 A	Baylor	10 3						
15 H	West Virginia	4 7	27 A	Baylor	6 11						
15 H	West Virginia	8 6	27 A	Baylor	3 4						

Non-Div. I Games:

Kansas St.

Average RPI Win: 147		WON-LOST	WINNING	LAST 10	STRENGTH OF		OPP. STRENGTH	TEAM	ADJ		CONF.	ADJ CONF.
Average RPI Loss: 102		RECORD	PCT. RANK	GAMES	SCHEDULE		OF SCHEDULE	RPI	RPI		RPI	RPI
DIV. I ONLY		31-24-0	.56364	103	3-7-0		122	83	87		.53034	86
DIV. I NON-CONF.		14-12-0	.53846	126	0-2-0		104	81	88		.53309	88
TOTALS		RPI 1-25	RPI 26-50		W-L RECORDS		RPI 51-100		RPI 101-150		RPI 150+	
31-24-0		1-2-0	2-4-0		OVERALL		5-8-0		9-3-0		14-7-0	
14-9-0		0-1-0	1-0-0		HOME		5-6-0		6-0-0		2-2-0	
17-14-0		1-1-0	1-4-0		AWAY		0-1-0		3-3-0		12-5-0	
0-1-0		0-0-0	0-0-0		NEUTRAL		0-1-0		0-0-0		0-0-0	
14-12-0		1-2-0	1-2-0		NON-CONFERENCE		2-3-0		2-1-0		8-4-0	
5-4-0		0-1-0	1-0-0		HOME		2-1-0		0-0-0		2-2-0	
9-7-0		1-1-0	0-0-0		AWAY		0-1-0		2-1-0		6-2-0	
0-1-0		0-0-0	0-0-0		NEUTRAL		0-1-0		0-0-0		0-0-0	
17-12-0		0-0-0	1-2-0		CONFERENCE		3-5-0		7-2-0		6-3-0	
9-5-0		0-0-0	0-0-0		HOME		3-5-0		6-0-0		0-0-0	
8-7-0		0-0-0	1-2-0		AWAY		0-0-0		1-2-0		6-3-0	
0-0-0		0-0-0	0-0-0		NEUTRAL		0-0-0		0-0-0		0-0-0	
RPI S	Opponent	Score	RPI S	Opponent	Score	RPI S	Opponent	Score	RPI S	Opponent	Score	
14 A	Texas A&M	5 10	27 A	Baylor	2 12	74 A	TCU	2 3	105 H	South Alabama	9 7	
24 A	DBU	9 0	27 H	Baylor	2 1	74 H	TCU	6 3	105 H	South Alabama	6 3	
24 H	DBU	1 7	36 A	Oklahoma	1 9	74 N	TCU	3 5	105 H	South Alabama	11 5	
			45 A	Texas St.	9 10	75 H	Ga. Southern	12 5	109 A	Incarnate Word	3 2	
			45 A	Texas St.	5 3	75 H	Ga. Southern	3 5	109 A	Incarnate Word	7 3	
			45 A	Texas St.	11 13	75 H	Ga. Southern	8 15	109 A	Incarnate Word	2 6	
						76 H	Coastal Caro.	6 3	124 H	Louisiana	7 3	
						76 H	Coastal Caro.	6 8	124 H	Louisiana	9 8	
						82 H	Wichita St.	6 8	124 H	Louisiana	9 5	
						82 H	Wichita St.	5 2	137 A	La.-Monroe	10 2	
						91 H	Little Rock	7 9	137 A	La.-Monroe	0 8	
						91 H	Little Rock	11 1	137 A	La.-Monroe	3 6	
						91 H	Little Rock	3 13	160 A	A&M-Corpus Christi	10 9	
									160 A	A&M-Corpus Christi	7 3	
									160 A	A&M-Corpus Christi	1 5	
									160 A	A&M-Corpus Christi	3 9	
									167 A	Arkansas St.	5 3	
									167 A	Arkansas St.	9 3	
									167 A	Arkansas St.	4 3	
									171 H	SFA	9 8	
									171 H	SFA	9 11	
									185 A	Appalachian St.	4 8	
									185 A	Appalachian St.	7 9	
									185 A	Appalachian St.	0 6	
									197 A	Abilene Christian	2 0	
									197 H	Abilene Christian	2 4	
									232 A	Georgia St.	4 3	
LAST 10 GAMES			45 A	Texas St.	11 13	76 H	Coastal Caro.	6 8				
			45 A	Texas St.	9 10	137 A	La.-Monroe	3 6				
			45 A	Texas St.	5 3	137 A	La.-Monroe	0 8				
			27 A	Baylor	2 12	137 A	La.-Monroe	10 2				
			76 H	Coastal Caro.	6 3	24 H	DBU	1 7				

Non-Div. I Games:

UT Arlington

RPI	S	Opponent	Score	
232	A	Georgia St.	14	6
232	A	Georgia St.	4	2
277	A	Seattle U	6	5
277	A	Seattle U	2	1
277	A	Seattle U	3	1
292	H	Ark.-Pine Bluff	10	2

UT Arlington

U
T
A
r
l
i
n
g
t
o
n

U
T
A
r
l
i
n
g
t
o
n

Average RPI Win: 107		WON-LOST	WINNING	LAST 10	STRENGTH OF		OPP. STRENGTH	TEAM	ADJ	CONF.	ADJ CONF.
Average RPI Loss: 100		RECORD	PCT. RANK	GAMES	SCHEDULE		OF SCHEDULE	RPI	RPI	RPI	RPI
DIV. I ONLY		24-27-0	.47059	182	3-7-0		52	70	88	.52993	87
DIV. I NON-CONF.		13-17-0	.43333	186	0-2-0		40	43	103	.5267	103
TOTALS		RPI 1-25	RPI 26-50		W-L RECORDS		RPI 51-100		RPI 101-150		RPI 150+
24-27-0		4-3-0	2-8-0		OVERALL		10-4-0		3-4-0		5-8-0
11-8-0		4-2-0	1-3-0		HOME		2-1-0		2-1-0		2-1-0
11-19-0		0-1-0	1-5-0		AWAY		6-3-0		1-3-0		3-7-0
2-0-0		0-0-0	0-0-0		NEUTRAL		2-0-0		0-0-0		0-0-0
13-17-0		2-2-0	0-4-0		NON-CONFERENCE		7-4-0		1-3-0		3-4-0
6-4-0		2-1-0	0-1-0		HOME		2-1-0		0-0-0		2-1-0
5-13-0		0-1-0	0-0-0		AWAY		3-3-0		1-3-0		1-3-0
2-0-0		0-0-0	0-0-0		NEUTRAL		2-0-0		0-0-0		0-0-0
11-10-0		2-1-0	2-4-0		CONFERENCE		3-0-0		2-1-0		2-4-0
5-4-0		2-1-0	1-2-0		HOME		0-0-0		2-1-0		0-0-0
6-6-0		0-0-0	1-2-0		AWAY		3-0-0		0-0-0		2-4-0
0-0-0		0-0-0	0-0-0		NEUTRAL		0-0-0		0-0-0		0-0-0
RPI S	Opponent	Score	RPI S	Opponent	Score	RPI S	Opponent	Score	RPI S	Opponent	Score
2 A	Vanderbilt	4 5	29 A	Illinois St.	4 11	58 N	Boston College	4 0	126 A	Austin Peay	2 10
23 H	Creighton	11 0	29 A	Illinois St.	11 8	58 N	Boston College	4 3	136 H	Missouri St.	4 3
23 H	Creighton	7 1	29 A	Illinois St.	2 11	70 A	Xavier	2 5	136 H	Missouri St.	9 10
23 H	Creighton	4 10	31 A	Indiana	5 6	70 A	Xavier	8 11	136 H	Missouri St.	4 3
24 H	DBU	8 3	31 A	Indiana	3 9	70 A	Xavier	10 2	145 A	Mercer	7 2
24 H	DBU	11 5	31 A	Indiana	1 5	91 A	Little Rock	10 5	145 A	Mercer	4 5
24 H	DBU	3 4	31 H	Indiana	0 5	91 A	Little Rock	5 7	145 A	Mercer	6 7
			32 H	Indiana St.	4 6	91 A	Little Rock	3 1	158 A	Southern Ill.	6 8
			32 H	Indiana St.	2 8	97 H	Iowa	3 1	158 A	Southern Ill.	2 5
			32 H	Indiana St.	6 2	97 H	Iowa	7 18	158 A	Southern Ill.	1 4
						97 H	Iowa	6 0	191 A	UT Martin	4 8
						98 A	Bradley	1 0	191 H	UT Martin	6 3
						98 A	Bradley	4 2	193 A	Murray St.	16 12
						98 A	Bradley	6 4	193 H	Murray St.	4 6
									199 A	Eastern Ky.	0 2
									202 A	Belmont	4 6
									239 H	SIUE	9 5
									254 A	Valparaiso	2 6
									254 A	Valparaiso	4 2
									254 A	Valparaiso	8 1
			LAST 10 GAMES								
			29 A	Illinois St.	4 11	136 H	Missouri St.	9 10			
			29 A	Illinois St.	11 8	136 H	Missouri St.	4 3			
			29 A	Illinois St.	2 11	193 H	Murray St.	4 6			
			202 A	Belmont	4 6	158 A	Southern Ill.	1 4			
			136 H	Missouri St.	4 3	158 A	Southern Ill.	2 5			

Non-Div. I Games:

Evansville

T
u
l
a
n
e

Tulane

RPI	S	Opponent	Score	
220	H	Houston Baptist	6	2
220	H	Houston Baptist	3	2
227	N	Saint Joseph's	12	7
244	H	Texas Southern	13	1
260	N	Dartmouth	5	1

T
u
l
a
n
e

T
u
l
a
n
e

Tulane

Average RPI Win: 214		WON-LOST RECORD		WINNING PCT. RANK		LAST 10 GAMES		STRENGTH OF SCHEDULE		OPP. STRENGTH OF SCHEDULE		TEAM RPI		ADJ RPI		CONF. RPI		ADJ CONF. RPI	
DIV. I ONLY		40-11-0		.78431 6		10-0-0		289		214		86		.52913 89		23		23	
DIV. I NON-CONF.		18-6-0		.75 26		2-0-0		295		160		118		.51293 123		24		24	
TOTALS		RPI 1-25		RPI 26-50		W-L RECORDS		RPI 51-100		RPI 101-150		RPI 150+							
40-11-0		0-0-0		1-2-0		OVERALL		1-0-0		8-5-0		30-4-0							
13-1-0		0-0-0		0-0-0		HOME		0-0-0		5-1-0		8-0-0							
19-8-0		0-0-0		1-2-0		AWAY		1-0-0		3-4-0		14-2-0							
8-2-0		0-0-0		0-0-0		NEUTRAL		0-0-0		0-0-0		8-2-0							
18-6-0		0-0-0		1-2-0		NON-CONFERENCE		1-0-0		2-2-0		14-2-0							
2-0-0		0-0-0		0-0-0		HOME		0-0-0		0-0-0		2-0-0							
8-4-0		0-0-0		1-0-		AWAY		1-0-0		2-2-0		4-0-0							
8-2-0		0-0-0		0-0-0		NEUTRAL		0-0-0		0-0-0		8-2-0							
22-5-0		0-0-0		0-0-0		CONFERENCE		0-0-0		6-3-0		16-2-0							
11-1-0		0-0-0		0-0-0		HOME		0-0-0		5-1-0		6-0-0							
11-4-0		0-0-0		0-0-0		AWAY		0-0-0		1-2-0		10-2-0							
0-0-0		0-0-0		0-0-0		NEUTRAL		0-0-0		0-0-0		0-0-0							
RPI S	Opponent	Score		RPI S	Opponent	Score		RPI S	Opponent	Score		RPI S	Opponent	Score					
29	A	Illinois St.	2 7	99	A	Notre Dame	17 7	106	A	Troy	2 3	106	A	Troy	6 7				
29	A	Illinois St.	4 5					106	A	Troy	5 2	106	A	Troy	5 3				
29	A	Illinois St.	11 2					115	H	Ball St.	0 10	115	H	Ball St.	5 0				
								115	H	Ball St.	5 4	127	A	Kent St.	4 10				
								127	A	Kent St.	4 12	127	A	Kent St.	7 4				
								141	H	Miami (OH)	10 3	141	H	Miami (OH)	6 2				
								141	H	Miami (OH)	11 4	166	A	Michigan St.	8 6				
								166	H	Michigan St.	10 2	187	N	Pittsburgh	4 3				
								205	N	Hofstra	24 7	210	A	Lamar University	4 2				
								210	A	Lamar University	10 6	222	A	Ohio	6 2				
								222	A	Ohio	11 12	222	A	Ohio	5 3				
								224	H	Western Mich.	5 4	224	H	Western Mich.	6 1				
								224	H	Western Mich.	11 8	236	H	Northern Ill.	5 2				
								236	H	Northern Ill.	6 4								
LAST 10 GAMES																			
141	H	Miami (OH)	10 3	287	A	Eastern Mich.	3 1	224	H	Western Mich.	5 4	224	H	Western Mich.	6 1				
141	H	Miami (OH)	11 4	287	A	Eastern Mich.	11 1	224	H	Western Mich.	11 8	236	H	Northern Ill.	5 2				
141	H	Miami (OH)	6 2	266	H	Oakland	14 3	236	H	Northern Ill.	6 4								
166	H	Michigan St.	10 2	276	A	Bowling Green	6 2												
287	A	Eastern Mich.	8 7	276	A	Bowling Green	4 0												
Non-Div. I Games:		Grand Valley St.		6 2	Concordia (MI)		3 2	Cornerstone		10 5	Davenport		19 26	Central Mich.					

RPI	S	Opponent	Score	
236	H	Northern Ill.	14	10
243	N	Butler	1	5
255	A	Toledo	7	1
255	A	Toledo	18	3
255	A	Toledo	3	4
266	A	Oakland	24	10
266	H	Oakland	14	3
276	A	Bowling Green	6	2
276	A	Bowling Green	7	3
276	A	Bowling Green	4	0
280	N	Villanova	9	1
280	N	Villanova	7	13
287	A	Eastern Mich.	11	1
287	A	Eastern Mich.	3	1
287	A	Eastern Mich.	8	7
293	N	Prairie View	15	2
293	N	Prairie View	12	3
294	N	Mt. St. Mary's	13	1
299	N	Saint Peter's	21	2
299	N	Saint Peter's	14	4

Central Mich.

C
e
n
t
r
a
l
M
i
c
h
.

C
e
n
t
r
a
l
M
i
c
h
.

Average RPI Win: 209		WON-LOST	WINNING	LAST 10	STRENGTH OF		OPP. STRENGTH	TEAM	ADJ	CONF.	ADJ CONF.
Average RPI Loss: 141		RECORD	PCT. RANK	GAMES	SCHEDULE		OF SCHEDULE	RPI	RPI	RPI	RPI
DIV. I ONLY		37-19-0	.66071	40	8-2-0		217	190	90	.52896	90
DIV. I NON-CONF.		18-8-0	.69231	48	1-0-0		236	194	81	.53494	81
TOTALS		RPI 1-25	RPI 26-50		W-L RECORDS		RPI 51-100		RPI 101-150		RPI 150+
37-19-0		1-3-0	0-1-0		OVERALL		1-2-0		2-2-0		33-11-0
26-2-0		1-1-0	0-0-0		HOME		0-0-0		1-0-0		24-1-0
11-17-0		0-2-0	0-1-0		AWAY		1-2-0		1-2-0		9-10-0
0-0-0		0-0-0	0-0-0		NEUTRAL		0-0-0		0-0-0		0-0-0
18-8-0		1-3-0	0-1-0		NON-CONFERENCE		0-0-0		1-0-0		16-4-0
12-1-0		1-1-0	0-0-0		HOME		0-0-0		1-0-0		10-0-0
6-7-0		0-2-0	0-0-0		AWAY		0-0-0		0-0-0		6-4-0
0-0-0		0-0-0	0-0-0		NEUTRAL		0-0-0		0-0-0		0-0-0
19-11-0		0-0-0	0-0-0		CONFERENCE		1-2-0		1-2-0		17-7-0
14-1-0		0-0-0	0-0-0		HOME		0-0-0		0-0-0		14-1-0
5-10-0		0-0-0	0-0-0		AWAY		1-2-0		1-2-0		3-6-0
0-0-0		0-0-0	0-0-0		NEUTRAL		0-0-0		0-0-0		0-0-0
RPI S	Opponent	Score	RPI S	Opponent	Score	RPI S	Opponent	Score	RPI S	Opponent	Score
7 A	Louisville	9 10	49 A	Kentucky	0 7	100 A	Jacksonville St.	5 0	126 A	Austin Peay	1 9
12 A	Tennessee	1 3				100 A	Jacksonville St.	2 6	126 A	Austin Peay	4 3
15 H	West Virginia	9 6				100 A	Jacksonville St.	3 11	126 A	Austin Peay	6 7
15 H	West Virginia	3 9							149 H	Dayton	8 5
									158 A	Southern Ill.	8 9
									158 A	Southern Ill.	4 5
									158 A	Southern Ill.	7 0
									168 A	Furman	11 16
									168 A	Furman	6 5
									168 A	Furman	6 3
									177 H	Eastern Ill.	11 8
									177 H	Eastern Ill.	10 8
									177 H	Eastern Ill.	4 5
									178 A	Marshall	8 2
									178 A	Marshall	5 4
									191 A	UT Martin	6 2
									191 A	UT Martin	4 5
									191 A	UT Martin	0 2
									193 H	Murray St.	5 4
									193 H	Murray St.	5 4
									193 H	Murray St.	7 5
									199 H	Eastern Ky.	7 2
									199 H	Eastern Ky.	15 4
									199 H	Eastern Ky.	7 5
									202 A	Belmont	3 4
									202 A	Belmont	0 2
									202 A	Belmont	4 3
LAST 10 GAMES			259 H	Southeast Mo. St.	8 7	237 A	Tennessee Tech	10 8			
			259 H	Southeast Mo. St.	8 3	237 A	Tennessee Tech	2 3			
			259 H	Southeast Mo. St.	13 9	193 H	Murray St.	5 4			
			149 H	Dayton	8 5	193 H	Murray St.	7 5			
			237 A	Tennessee Tech	7 8	193 H	Murray St.	5 4			

Non-Div. I Games:

Morehead St.

RPI	S	Opponent	Score	
213	A	Charlotte	5	3
222	A	Ohio	3	12
226	H	NJIT	11	7
226	H	NJIT	21	5
237	A	Tennessee Tech	2	3
237	A	Tennessee Tech	10	8
237	A	Tennessee Tech	7	8
239	H	SIUE	10	1
239	H	SIUE	11	9
239	H	SIUE	11	9
259	H	Southeast Mo. St.	8	3
259	H	Southeast Mo. St.	13	9
259	H	Southeast Mo. St.	8	7
264	H	Alabama St.	7	4
264	H	Alabama St.	9	2
266	H	Oakland	16	3
266	H	Oakland	4	3
266	H	Oakland	13	12
266	H	Oakland	11	0
290	H	Alabama A&M	11	5
290	H	Alabama A&M	19	0

Morehead St.

M
o
r
e
h
e
a
d
s
t
.

M
o
r
e
h
e
a
d
s
t
.

Average RPI Win: 133		WON-LOST	WINNING	LAST 10	STRENGTH OF		OPP. STRENGTH	TEAM	ADJ	CONF.	ADJ CONF.
Average RPI Loss: 86		RECORD	PCT. RANK	GAMES	SCHEDULE		OF SCHEDULE	RPI	RPI	RPI	RPI
DIV. I ONLY		28-26-0	.51852	137	7-3-0		55	99	91	.52848	91
DIV. I NON-CONF.		10-15-0	.4	198	2-0-0		17	115	130	.50878	130
TOTALS		RPI 1-25	RPI 26-50		W-L RECORDS		RPI 51-100		RPI 101-150		RPI 150+
28-26-0		1-5-0	2-2-0		OVERALL		6-7-0		9-9-0		10-3-0
16-12-0		0-3-0	2-1-0		HOME		3-3-0		4-3-0		7-2-0
11-14-0		1-2-0	0-1-0		AWAY		3-4-0		4-6-0		3-1-0
1-0-0		0-0-0	0-0-0		NEUTRAL		0-0-0		1-0-0		0-0-0
10-15-0		1-5-0	0-1-0		NON-CONFERENCE		1-4-0		4-2-0		4-3-0
6-8-0		0-3-0	0-0-0		HOME		1-3-0		1-0-0		4-2-0
3-7-0		1-2-0	0-0-0		AWAY		0-1-0		2-2-0		0-1-0
1-0-0		0-0-0	0-0-0		NEUTRAL		0-0-0		1-0-0		0-0-0
18-11-0		0-0-0	2-1-0		CONFERENCE		5-3-0		5-7-0		6-0-0
10-4-0		0-0-0	2-1-0		HOME		2-0-0		3-3-0		3-0-0
8-7-0		0-0-0	0-0-0		AWAY		3-3-0		2-4-0		3-0-0
0-0-0		0-0-0	0-0-0		NEUTRAL		0-0-0		0-0-0		0-0-0
RPI S	Opponent	Score	RPI S	Opponent	Score	RPI S	Opponent	Score	RPI S	Opponent	Score
4 A	Mississippi St.	4 15	26 A	Ole Miss	8 11	51 A	Louisiana Tech	4 5	105 A	South Alabama	2 7
6 A	Arkansas	17 7	45 H	Texas St.	9 5	51 H	Louisiana Tech	3 5	105 A	South Alabama	8 9
8 A	Oklahoma St.	3 8	45 H	Texas St.	9 13	75 A	Ga. Southern	10 15	105 A	South Alabama	1 8
23 H	Creighton	8 13	45 H	Texas St.	4 3	75 A	Ga. Southern	11 10	106 H	Troy	4 3
23 H	Creighton	8 10				75 A	Ga. Southern	6 7	106 H	Troy	4 3
23 H	Creighton	10 12				76 H	Coastal Caro.	8 5	106 H	Troy	5 11
						76 H	Coastal Caro.	14 0	108 A	Northwestern St.	5 7
						86 A	UT Arlington	13 3	108 A	Northwestern St.	0 1
						86 A	UT Arlington	9 7	108 A	Northwestern St.	7 5
						86 A	UT Arlington	1 11	124 H	Louisiana	10 16
						87 H	Evansville	7 5	124 H	Louisiana	4 1
						87 H	Evansville	1 3	124 H	Louisiana	2 4
						87 H	Evansville	5 10	130 A	Central Ark.	5 1
									130 H	Central Ark.	4 2
									130 N	Central Ark.	5 1
									137 A	La.-Monroe	4 2
									137 A	La.-Monroe	7 3
									137 A	La.-Monroe	2 5
									167 A	Arkansas St.	13 9
									167 A	Arkansas St.	8 0
									167 A	Arkansas St.	2 1
									176 H	South Dakota St.	4 9
									176 H	South Dakota St.	7 6
									176 H	South Dakota St.	10 3
									176 H	South Dakota St.	6 8
									204 A	Oral Roberts	3 4
									204 H	Oral Roberts	6 5
LAST 10 GAMES			LAST 10 GAMES			LAST 10 GAMES			LAST 10 GAMES		
167 A	Arkansas St.	13 9	45 H	Texas St.	9 5	167 A	Arkansas St.	8 0	45 H	Texas St.	9 13
167 A	Arkansas St.	2 1	45 H	Texas St.	4 3	167 A	Arkansas St.	2 1	45 H	Texas St.	9 13
130 N	Central Ark.	5 1	204 H	Oral Roberts	6 5	167 A	Arkansas St.	2 1	204 H	Oral Roberts	6 5
45 H	Texas St.	9 13	105 A	South Alabama	8 9	130 N	Central Ark.	5 1	105 A	South Alabama	2 7
			105 A	South Alabama	2 7	45 H	Texas St.	9 13	105 A	South Alabama	2 7

Non-Div. I Games:

Little Rock

RPI	S	Opponent	Score	
232	H	Georgia St.	9	1
232	H	Georgia St.	6	2
232	H	Georgia St.	3	2
292	H	Ark.-Pine Bluff	12	3

Little Rock

L
i
t
t
l
e
R
o
c
k

L
i
t
t
l
e
R
o
c
k

Average RPI Win: 109		WON-LOST	WINNING	LAST 10	STRENGTH OF		OPP. STRENGTH	TEAM	ADJ	CONF.	ADJ CONF.
Average RPI Loss: 61		RECORD	PCT. RANK	GAMES	SCHEDULE		OF SCHEDULE	RPI	RPI	RPI	RPI
DIV. I ONLY		23-28-1	.45192	194	4-6-0		11	45	92	.52831	92
DIV. I NON-CONF.		12-13-0	.48	156	1-1-0		9	111	99	.52856	99
TOTALS		RPI 1-25	RPI 26-50		W-L RECORDS		RPI 51-100		RPI 101-150		RPI 150+
23-28-1		3-10-0	5-6-0		OVERALL		4-5-0		4-4-0		7-3-1
16-15-1		3-8-0	3-2-0		HOME		3-2-0		2-2-0		5-1-1
7-12-0		0-1-0	2-4-0		AWAY		1-3-0		2-2-0		2-2-0
0-1-0		0-1-0	0-0-0		NEUTRAL		0-0-0		0-0-0		0-0-0
12-13-0		1-5-0	1-2-0		NON-CONFERENCE		2-1-0		4-4-0		4-1-0
8-9-0		1-4-0	1-1-0		HOME		1-1-0		2-2-0		3-1-0
4-4-0		0-1-0	0-0-		AWAY		1-0-0		2-2-0		1-0-0
0-0-0		0-0-0	0-0-0		NEUTRAL		0-0-0		0-0-0		0-0-0
11-15-1		2-5-0	4-4-0		CONFERENCE		2-4-0		0-0-0		3-2-1
8-6-1		2-4-0	2-1-0		HOME		2-1-0		0-0-0		2-0-1
3-8-0		0-0-0	2-3-0		AWAY		0-3-0		0-0-0		1-2-0
0-1-0		0-1-0	0-0-0		NEUTRAL		0-0-0		0-0-0		0-0-0
RPI S	Opponent	Score	RPI S	Opponent	Score	RPI S	Opponent	Score	RPI S	Opponent	Score
1 H	UCLA	7 2	33 H	Arizona St.	7 3	57 A	Washington	1 7	112 A	Cal St. Fullerton	4 10
1 H	UCLA	2 9	33 H	Arizona St.	8 11	57 A	Washington	3 4	112 H	Cal St. Fullerton	6 5
1 H	UCLA	1 7	33 H	Arizona St.	10 6	57 A	Washington	2 3	118 H	Grand Canyon	7 1
1 N	UCLA	5 7	34 A	California	8 9	59 H	Oregon	7 10	118 H	Grand Canyon	2 4
6 H	Arkansas	6 8	34 A	California	1 0	59 H	Oregon	8 2	118 H	Grand Canyon	3 7
6 H	Arkansas	6 4	34 A	California	9 4	59 H	Oregon	10 6	147 A	Cal Poly	6 9
6 H	Arkansas	3 6	46 H	Michigan	4 1	62 H	Pepperdine	5 2	147 A	Cal Poly	11 5
8 H	Oklahoma St.	6 11	47 A	Arizona	4 12	94 A	LMU (CA)	3 2	147 A	Cal Poly	4 1
11 A	UC Santa Barbara	4 10	47 A	Arizona	5 8	94 H	LMU (CA)	5 14	173 A	Utah	6 0
11 H	UC Santa Barbara	1 2	50 A	UC Irvine	4 7				173 A	Utah	4 5
16 H	Stanford	4 7	50 H	UC Irvine	9 12				173 A	Utah	4 5
16 H	Stanford	4 2							209 H	Omaha	6 5
16 H	Stanford	3 8							209 H	Omaha	11 0
									209 H	Omaha	9 12
									214 H	Washington St.	10 10
									214 H	Washington St.	10 1
									214 H	Washington St.	4 0
									238 A	Long Beach St.	8 5
									238 H	Long Beach St.	5 2
LAST 10 GAMES											
50 A	UC Irvine	4 7	47 A	Arizona	5 8						
59 H	Oregon	8 2	47 A	Arizona	4 12						
59 H	Oregon	7 10	16 H	Stanford	4 2						
59 H	Oregon	10 6	16 H	Stanford	4 7						
94 A	LMU (CA)	3 2	16 H	Stanford	3 8						

Non-Div. I Games:

Southern California

Average RPI Win:		135	WON-LOST RECORD		WINNING PCT. RANK		LAST 10 GAMES		STRENGTH OF SCHEDULE		OPP. STRENGTH OF SCHEDULE		TEAM RPI		ADJ RPI		CONF. RPI		ADJ CONF. RPI	
DIV. I ONLY			32-21-0		.60377 68		7-3-0		107		111		93		.527 93		9		9	
DIV. I NON-CONF.			18-8-0		.69231 48		2-0-0		136		97		73		.54066 73		10		10	
TOTALS		RPI 1-25		RPI 26-50		W-L RECORDS		RPI 51-100		RPI 101-150		RPI 150+								
32-21-0		0-0-0		4-4-0		OVERALL		8-9-0		8-2-0		12-6-0								
20-12-0		0-0-0		3-2-0		HOME		2-3-0		7-2-0		8-5-0								
9-9-0		0-0-0		0-2-0		AWAY		4-6-0		1-0-0		4-1-0								
3-0-0		0-0-0		1-0-0		NEUTRAL		2-0-0		0-0-0		0-0-0								
18-8-0		0-0-0		2-3-0		NON-CONFERENCE		4-1-0		6-1-0		6-3-0								
11-6-0		0-0-0		1-1-0		HOME		1-1-0		5-1-0		4-3-0								
4-2-0		0-0-0		0-0-		AWAY		1-0-0		1-0-0		2-0-0								
3-0-0		0-0-0		1-0-0		NEUTRAL		2-0-0		0-0-0		0-0-0								
14-13-0		0-0-0		2-1-0		CONFERENCE		4-8-0		2-1-0		6-3-0								
9-6-0		0-0-0		2-1-0		HOME		1-2-0		2-1-0		4-2-0								
5-7-0		0-0-0		0-0-0		AWAY		3-6-0		0-0-0		2-1-0								
0-0-0		0-0-0		0-0-0		NEUTRAL		0-0-0		0-0-0		0-0-0								
RPI	S	Opponent	Score	RPI	S	Opponent	Score	RPI	S	Opponent	Score	RPI	S	Opponent	Score					
31	N	Indiana	5 3	62	H	Pepperdine	5 1	106	H	St. John's (NY)	5 7									
33	A	Arizona St.	2 12	62	H	Pepperdine	5 10	106	H	St. John's (NY)	9 3									
36	H	Oklahoma	1 6	62	H	Pepperdine	7 8	106	H	St. John's (NY)	2 1									
39	H	BYU	4 17	65	N	Minnesota	6 5	112	H	Cal St. Fullerton	6 2									
39	H	BYU	15 5	67	A	San Diego St.	4 2	120	A	California Baptist	5 4									
39	H	BYU	6 5	67	H	San Diego St.	2 4	120	H	California Baptist	5 4									
50	A	UC Irvine	7 17	68	A	Saint Mary's (CA)	0 20	122	H	San Francisco	6 4									
50	H	UC Irvine	4 1	68	A	Saint Mary's (CA)	8 5	122	H	San Francisco	10 3									
				68	A	Saint Mary's (CA)	3 6	122	H	San Francisco	4 10									
				73	A	Gonzaga	9 11	136	H	Missouri St.	14 4									
				73	A	Gonzaga	4 2	159	H	Pacific	4 2									
				73	A	Gonzaga	3 15	159	H	Pacific	7 16									
				74	H	TCU	9 6	159	H	Pacific	12 3									
				76	N	Coastal Caro.	8 5	164	H	Portland	0 20									
				94	A	LMU (CA)	11 8	164	H	Portland	10 2									
				94	A	LMU (CA)	4 10	164	H	Portland	4 3									
				94	A	LMU (CA)	2 3	173	H	Utah	5 6									
								219	A	UC Riverside	31 3									
								219	H	UC Riverside	7 6									
								221	H	Hawaii	2 5									
								238	A	Long Beach St.	4 0									
								238	H	Long Beach St.	4 5									
								250	H	Wagner	3 1									
								250	H	Wagner	15 9									
								250	H	Wagner	14 0									
								275	A	Santa Clara	2 5									
								275	A	Santa Clara	14 6									
								68	A	Saint Mary's (CA)	8 5									
								68	A	Saint Mary's (CA)	3 6									
LAST 10 GAMES																				
120	H	California Baptist	5 4	275	A	Santa Clara	8 6													
159	H	Pacific	4 2	275	A	Santa Clara	2 5													
159	H	Pacific	7 16	275	A	Santa Clara	14 6													
159	H	Pacific	12 3	68	A	Saint Mary's (CA)	8 5													
50	H	UC Irvine	4 1	68	A	Saint Mary's (CA)	3 6													

Non-Div. I Games:

San Diego

San Diego

Average RPI Win:	150	WON-LOST	WINNING	LAST 10	STRENGTH OF	OPP. STRENGTH	TEAM	ADJ	CONF.	ADJ CONF.
Average RPI Loss:	84	RECORD	PCT. RANK	GAMES	SCHEDULE	OF SCHEDULE	RPI	RPI	RPI	RPI

[illegible]

Non-Div. I Games:

LMU (CA)

Average RPI Win: 211		WON-LOST RECORD	WINNING PCT. RANK	LAST 10 GAMES	STRENGTH OF SCHEDULE	OPP. STRENGTH OF SCHEDULE	TEAM RPI	ADJ RPI	CONF. RPI	ADJ CONF. RPI							
Average RPI Loss: 148																	
DIV. I ONLY		38-18-0	.67857	33	6-4-0	230	212	96	.52681	95	29	29					
DIV. I NON-CONF.		19-13-0	.59375	101	0-1-0	185	74	84	.53435	84	29	29					
<hr/>																	
TOTALS		RPI 1-25		RPI 26-50		W-L RECORDS		RPI 51-100		RPI 101-150		RPI 150+					
38-18-0		0-4-0		0-0-0		OVERALL		2-2-0		5-3-0		31-9-0					
14-7-0		0-1-0		0-0-0		HOME		0-1-0		0-2-0		14-3-0					
23-10-0		0-3-0		0-0-0		AWAY		2-1-0		5-1-0		16-5-0					
1-1-0		0-0-0		0-0-0		NEUTRAL		0-0-0		0-0-0		1-1-0					
19-13-0		0-4-0		0-0-0		NON-CONFERENCE		2-2-0		5-3-0		12-4-0					
5-4-0		0-1-0		0-0-0		HOME		0-1-0		0-2-0		5-0-0					
13-8-0		0-3-0		0-0-		AWAY		2-1-0		5-1-0		6-3-0					
1-1-0		0-0-0		0-0-0		NEUTRAL		0-0-0		0-0-0		1-1-0					
19-5-0		0-0-0		0-0-0		CONFERENCE		0-0-0		0-0-0		19-5-0					
9-3-0		0-0-0		0-0-0		HOME		0-0-0		0-0-0		9-3-0					
10-2-0		0-0-0		0-0-0		AWAY		0-0-0		0-0-0		10-2-0					
0-0-0		0-0-0		0-0-0		NEUTRAL		0-0-0		0-0-0		0-0-0					
RPI	S	Opponent		Score		RPI	S	Opponent		Score		RPI	S	Opponent		Score	
20	A	LSU		6	13							102	A	Elon		6	5
20	A	LSU		8	17							102	A	Elon		6	4
20	A	LSU		3	4							102	A	Elon		0	1
25	H	UConn		6	11							123	A	Winthrop		9	4
												132	A	Rhode Island		2	0
												132	H	Rhode Island		12	16
												137	A	Wofford		12	11
												142	H	Northeastern		6	7
												169	A	Richmond		8	10
												196	A	Quinnipiac		14	5
												196	H	Quinnipiac		8	6
												196	N	Quinnipiac		5	2
												197	A	Abilene Christian		11	1
												197	A	Abilene Christian		6	8
												197	A	Abilene Christian		8	7
												208	A	UMass Lowell		2	3
												212	A	Central Conn. St.		15	4
												212	A	Central Conn. St.		7	2
												212	A	Central Conn. St.		16	4
												212	H	Central Conn. St.		5	6
												212	H	Central Conn. St.		12	3
												212	H	Central Conn. St.		14	4
												214	A	Hartford		23	3
												214	H	Hartford		15	4
												214	H	Hartford		15	6
												214	H	Hartford		8	5
												225	A	Brown		11	7
<hr/>																	
LAST 10 GAMES																	
						246	A	Sacred Heart		13	0	251	H	LIU Brooklyn		18	3
						246	A	Sacred Heart		2	3	251	H	LIU Brooklyn		5	7
						246	A	Sacred Heart		14	4	294	H	Mt. St. Mary's		9	10
						208	A	UMass Lowell		2	3	294	H	Mt. St. Mary's		5	1
						251	H	LIU Brooklyn		3	2	294	H	Mt. St. Mary's		4	1

Non-Div. I Games:

Bryant

RPI	S	Opponent	Score	
225	A	Brown	14	6
225	H	Brown	15	2
246	A	Sacred Heart	2	3
246	A	Sacred Heart	14	4
246	A	Sacred Heart	13	0
250	A	Wagner	3	2
250	A	Wagner	5	4
250	A	Wagner	8	6
251	A	LIU Brooklyn	4	5
251	A	LIU Brooklyn	4	2
251	A	LIU Brooklyn	10	2
251	H	LIU Brooklyn	3	2
251	H	LIU Brooklyn	5	7
251	H	LIU Brooklyn	18	3
255	N	Toledo	2	6
291	H	Fairleigh Dickinson	13	0
291	H	Fairleigh Dickinson	12	11
291	H	Fairleigh Dickinson	19	6
294	H	Mt. St. Mary's	9	10
294	H	Mt. St. Mary's	5	1
294	H	Mt. St. Mary's	4	1

Bryant

B
r
y
a
n
t

B
r
y
a
n
t

H
a
r
v
a
r
d

Harvard

RPI	S	Opponent	Score	
207	H	Cornell	7	1
208	A	UMass Lowell	8	4
225	A	Brown	7	2
225	A	Brown	7	4
225	A	Brown	3	5
227	N	Saint Joseph's	5	3
231	H	Princeton	9	16
231	H	Princeton	12	0
231	H	Princeton	5	3
260	A	Dartmouth	11	3
260	A	Dartmouth	2	1
260	A	Dartmouth	7	15

Harvard

H
a
r
v
a
r
d

H
a
r
v
a
r
d

Average RPI Win: 154		WON-LOST RECORD	WINNING PCT. RANK	LAST 10 GAMES	STRENGTH OF SCHEDULE	OPP. STRENGTH OF SCHEDULE	TEAM RPI	ADJ RPI	CONF. RPI	ADJ CONF. RPI	
Average RPI Loss: 103											
DIV. I ONLY		25-19-0	.56818 96	4-6-0	141	106	94	.52331 98	6	6	
DIV. I NON-CONF.		14-8-0	.63636 74	0	192	182	67	.54079 72	6	6	
TOTALS		RPI 1-25	RPI 26-50		W-L RECORDS		RPI 51-100		RPI 101-150		RPI 150+
25-19-0	2-3-0		2-4-0		OVERALL		1-4-0		9-4-0		11-4-0
9-7-0	0-1-0		1-2-0		HOME		1-3-0		0-0-0		7-1-0
14-10-0	2-2-0		1-2-0		AWAY		0-1-0		9-4-0		2-1-0
2-2-0	0-0-0		0-0-0		NEUTRAL		0-0-0		0-0-0		2-2-0
14-8-0	1-1-0		0-0-0		NON-CONFERENCE		1-1-0		6-4-0		6-2-0
3-1-0	0-1-0		0-0-0		HOME		1-0-0		0-0-0		2-0-0
9-6-0	1-0-0		0-0-		AWAY		0-1-0		6-4-0		2-1-0
2-1-0	0-0-0		0-0-0		NEUTRAL		0-0-0		0-0-0		2-1-0
11-11-0	1-2-0		2-4-0		CONFERENCE		0-3-0		3-0-0		5-2-0
6-6-0	0-0-0		1-2-0		HOME		0-3-0		0-0-0		5-1-0
5-4-0	1-2-0		1-2-0		AWAY		0-0-0		3-0-0		0-0-0
0-1-0	0-0-0		0-0-0		NEUTRAL		0-0-0		0-0-0		0-1-0
RPI S	Opponent	Score	RPI S	Opponent	Score	RPI S	Opponent	Score	RPI S	Opponent	Score
22 A	Illinois	12 8	29 H	Illinois St.	0 1	87 H	Evansville	2 4	126 A	Austin Peay	5 3
22 H	Illinois	2 4	29 H	Illinois St.	1 14	87 H	Evansville	4 6	129 A	UNLV	2 3
24 A	DBU	6 7	29 H	Illinois St.	7 2	87 H	Evansville	0 1	129 A	UNLV	2 4
24 A	DBU	2 1	32 A	Indiana St.	9 5	97 A	Iowa	2 4	129 A	UNLV	8 5
24 A	DBU	3 14	32 A	Indiana St.	8 12	97 H	Iowa	3 1	130 A	Central Ark.	4 3
			32 A	Indiana St.	2 10				130 A	Central Ark.	9 13
									130 A	Central Ark.	5 2
									131 A	UTSA	2 7
									131 A	UTSA	4 3
									131 A	UTSA	3 2
									136 A	Missouri St.	6 5
									136 A	Missouri St.	16 9
									136 A	Missouri St.	10 9
									158 H	Southern Ill.	7 1
									158 H	Southern Ill.	14 4
									158 H	Southern Ill.	8 0
									158 N	Southern Ill.	4 7
									223 A	Middle Tenn.	0 1
									223 A	Middle Tenn.	2 1
									239 H	SIUE	9 6
									245 A	Western Ill.	4 1
									245 H	Western Ill.	10 0
									254 H	Valparaiso	13 2
									254 H	Valparaiso	2 5
									254 H	Valparaiso	2 1
									260 N	Dartmouth	2 6
									260 N	Dartmouth	10 2
Non-Div. I Games:		Rowan	3 0	Robert Morris-S'fiel	10 0	Eureka	20 1	MacMurray	7 1		
		Keystone	18 1	Robert Morris-S'fiel	14 2			Bradley			

RPI	S	Opponent	Score	
260	N	Dartmouth	6	3

Bradley

B
r
a
d
l
e
y

B
r
a
d
l
e
y

Average RPI Win: 126		WON-LOST	WINNING	LAST 10	STRENGTH OF		OPP. STRENGTH	TEAM	ADJ		CONF.	ADJ CONF.
Average RPI Loss: 74		RECORD	PCT. RANK	GAMES	SCHEDULE		OF SCHEDULE	RPI	RPI		RPI	RPI
DIV. I ONLY		24-29-0	.45283	192	5-5-0		43	67	99		3	3
DIV. I NON-CONF.		11-11-0	.5	144	4-0-0		197	257	186		4	4
TOTALS		RPI 1-25	RPI 26-50		W-L RECORDS		RPI 51-100		RPI 101-150		RPI 150+	
24-29-0		4-8-0	3-7-0		OVERALL		4-6-0		3-3-0		10-5-0	
11-13-0		3-6-0	1-2-0		HOME		1-3-0		1-0-0		5-2-0	
10-11-0		1-2-0	2-4-0		AWAY		3-3-0		1-0-0		3-2-0	
3-5-0		0-0-0	0-1-0		NEUTRAL		0-0-0		1-3-0		2-1-0	
11-11-0		0-0-0	0-3-0		NON-CONFERENCE		0-1-0		3-3-0		8-4-0	
6-3-0		0-0-0	0-0-0		HOME		0-1-0		1-0-0		5-2-0	
2-4-0		0-0-0	0-0-		AWAY		0-0-0		1-0-0		1-1-0	
3-4-0		0-0-0	0-0-0		NEUTRAL		0-0-0		1-3-0		2-1-0	
13-18-0		4-8-0	3-4-0		CONFERENCE		4-5-0		0-0-0		2-1-0	
5-10-0		3-6-0	1-2-0		HOME		1-2-0		0-0-0		0-0-0	
8-7-0		1-2-0	2-1-0		AWAY		3-3-0		0-0-0		2-1-0	
0-1-0		0-0-0	0-1-0		NEUTRAL		0-0-0		0-0-0		0-0-0	
RPI S	Opponent	Score	RPI S	Opponent	Score	RPI S	Opponent	Score	RPI S	Opponent	Score	
7 H	Louisville	0 2	33 A	Arizona St.	5 16	54 A	Wake Forest	7 4	109 N	Incarnate Word	2 1	
7 H	Louisville	2 8	33 A	Arizona St.	1 10	54 A	Wake Forest	8 7	109 N	Incarnate Word	7 15	
7 H	Louisville	1 3	33 A	Arizona St.	7 20	54 A	Wake Forest	4 7	115 N	Ball St.	2 6	
10 A	Georgia Tech	2 11	41 H	Virginia	5 6	55 H	Florida St.	12 3	115 N	Ball St.	0 2	
10 A	Georgia Tech	7 8	41 H	Virginia	5 2	55 H	Florida St.	1 7	121 A	Northwestern	12 4	
10 A	Georgia Tech	9 6	41 H	Virginia	7 12	55 H	Florida St.	1 3	121 H	Northwestern	6 2	
19 H	NC State	4 1	43 A	Clemson	4 2	58 A	Boston College	1 10	166 H	Michigan St.	2 3	
19 H	NC State	5 4	43 A	Clemson	9 2	58 A	Boston College	8 9	183 H	Canisius	3 0	
19 H	NC State	2 4	43 A	Clemson	1 5	58 A	Boston College	11 5	183 H	Canisius	3 2	
21 H	North Carolina	1 10	44 N	Duke	6 10	89 H	Central Mich.	7 17	183 H	Canisius	5 4	
21 H	North Carolina	6 13							187 A	Pittsburgh	9 0	
21 H	North Carolina	4 3							187 A	Pittsburgh	4 1	
									187 A	Pittsburgh	2 4	
									198 A	Western Caro.	9 16	
									224 H	Western Mich.	2 12	
									248 A	Charleston So.	7 0	
									248 N	Charleston So.	7 4	
									254 H	Valparaiso	4 3	
									287 N	Eastern Mich.	2 4	
									287 N	Eastern Mich.	11 3	
									288 H	Chicago St.	6 3	
LAST 10 GAMES												
			44 N	Duke	6 10	183 H	Canisius	3 2				
			58 A	Boston College	11 5	183 H	Canisius	3 0				
			58 A	Boston College	8 9	183 H	Canisius	5 4				
			58 A	Boston College	1 10	7 H	Louisville	2 8				
			121 A	Northwestern	12 4	7 H	Louisville	1 3				

Non-Div. I Games:

Notre Dame

Average RPI Win:	173	WON-LOST RECORD	WINNING PCT. RANK	LAST 10 GAMES	STRENGTH OF SCHEDULE	OPP. STRENGTH OF SCHEDULE	TEAM RPI	ADJ RPI	CONF. RPI	ADJ CONF. RPI				
DIV. I ONLY		34-21-0	.61818	58	9-1-0	165	153	100	.52162	100	18	18		
DIV. I NON-CONF.		12-13-0	.48	156	2-0-0	163	30	163	.49114	163	21	21		
<hr/>														
TOTALS	RPI 1-25	RPI 26-50		W-L RECORDS		RPI 51-100		RPI 101-150		RPI 150+				
34-21-0	2-2-0	0-2-0		OVERALL		3-5-0		7-0-0		22-12-0				
20-11-0	1-1-0	0-1-0		HOME		2-2-0		2-0-0		15-7-0				
14-10-0	1-1-0	0-1-0		AWAY		1-3-0		5-0-0		7-5-0				
0-0-0	0-0-0	0-0-0		NEUTRAL		0-0-0		0-0-0		0-0-0				
12-13-0	2-2-0	0-2-0		NON-CONFERENCE		1-4-0		4-0-0		5-5-0				
8-8-0	1-1-0	0-1-0		HOME		0-1-0		2-0-0		5-5-0				
4-5-0	1-1-0	0-0-		AWAY		1-3-0		2-0-0		0-0-0				
0-0-0	0-0-0	0-0-0		NEUTRAL		0-0-0		0-0-0		0-0-0				
22-8-0	0-0-0	0-0-0		CONFERENCE		2-1-0		3-0-0		17-7-0				
12-3-0	0-0-0	0-0-0		HOME		2-1-0		0-0-0		10-2-0				
10-5-0	0-0-0	0-0-0		AWAY		0-0-0		3-0-0		7-5-0				
0-0-0	0-0-0	0-0-0		NEUTRAL		0-0-0		0-0-0		0-0-0				
RPI	S	Opponent	Score		RPI	S	Opponent	Score		RPI	S	Opponent	Score	
3	A	Georgia	1	5	40	A	Alabama	2	13	71	A	Samford	11	5
3	H	Georgia	9	8	40	H	Alabama	3	6	71	H	Samford	3	5
17	A	Auburn	11	6						83	A	Jacksonville	7	16
17	H	Auburn	2	14						83	A	Jacksonville	1	2
										83	A	Jacksonville	2	5
										90	H	Morehead St.	0	5
										90	H	Morehead St.	11	3
										90	H	Morehead St.	6	2

Non-Div. I Games:

Jacksonville St.

RPI	S	Opponent	Score	
218	H	Purdue	3	0
237	H	Tennessee Tech	12	10
237	H	Tennessee Tech	8	7
237	H	Tennessee Tech	5	3
239	H	SIUE	3	2
239	H	SIUE	6	2
239	H	SIUE	4	3
242	H	North Ala.	14	1
242	H	North Ala.	12	10
242	H	North Ala.	1	2
259	A	Southeast Mo. St.	8	9
259	A	Southeast Mo. St.	4	3
259	A	Southeast Mo. St.	8	7
264	H	Alabama St.	5	9

Jacksonville St.

J
a
c
k
s
o
n
v
i
l
l
e
s
t
.

J
a
c
k
s
o
n
v
i
l
l
e
s
t
.

Average RPI Win: 156		WON-LOST RECORD	WINNING PCT. RANK	LAST 10 GAMES	STRENGTH OF SCHEDULE	OPP. STRENGTH OF SCHEDULE	TEAM RPI	ADJ RPI	CONF. RPI	ADJ CONF. RPI							
Average RPI Loss: 111																	
DIV. I ONLY		31-24-0	.56364 103	8-2-0	127	117	101	.52155 101	12	12							
DIV. I NON-CONF.		13-8-0	.61905 86	1-0-0	102	62	62	.54619 62	13	13							
<hr/>																	
TOTALS		RPI 1-25		RPI 26-50		W-L RECORDS		RPI 51-100		RPI 101-150		RPI 150+					
31-24-0		1-1-0		2-2-0		OVERALL		2-6-0		7-10-0		19-5-0					
17-11-0		0-1-0		1-2-0		HOME		1-1-0		0-4-0		15-3-0					
14-13-0		1-0-0		1-0-0		AWAY		1-5-0		7-6-0		4-2-0					
0-0-0		0-0-0		0-0-0		NEUTRAL		0-0-0		0-0-0		0-0-0					
13-8-0		1-1-0		2-2-0		NON-CONFERENCE		1-2-0		5-3-0		4-0-0					
6-4-0		0-1-0		1-2-0		HOME		1-0-0		0-1-0		4-0-0					
7-4-0		1-0-0		1-0-		AWAY		0-2-0		5-2-0		0-0-0					
0-0-0		0-0-0		0-0-0		NEUTRAL		0-0-0		0-0-0		0-0-0					
18-16-0		0-0-0		0-0-0		CONFERENCE		1-4-0		2-7-0		15-5-0					
11-7-0		0-0-0		0-0-0		HOME		0-1-0		0-3-0		11-3-0					
7-9-0		0-0-0		0-0-0		AWAY		1-3-0		2-4-0		4-2-0					
0-0-0		0-0-0		0-0-0		NEUTRAL		0-0-0		0-0-0		0-0-0					
RPI	S	Opponent		Score		RPI	S	Opponent		Score		RPI	S	Opponent		Score	
20	A	LSU		2 0		42	A	Houston		13 5		51	A	Louisiana Tech		4 10	
23	H	Creighton		7 11		42	H	Houston		1 0		51	H	Louisiana Tech		5 3	
						45	H	Texas St.		3 5		63	A	Sam Houston St.		4 5	
						45	H	Texas St.		10 18		63	A	Sam Houston St.		4 3	
												63	A	Sam Houston St.		3 6	
												79	A	Southeastern La.		3 4	
												79	H	Southeastern La.		3 12	
												88	A	Tulane		3 9	
														124 A Louisiana		6 3	
														124 H Louisiana		10 16	
														130 A Central Ark.		2 1	
														130 A Central Ark.		1 5	
														130 A Central Ark.		2 4	
														131 A UTSA		2 5	
														131 A UTSA		16 5	
														131 A UTSA		12 3	
														137 A La.-Monroe		10 2	
														137 A La.-Monroe		13 12	
														137 A La.-Monroe		5 10	
														157 H New Orleans		2 1	
														157 H New Orleans		16 4	
														157 H New Orleans		0 2	
														160 H A&M-Corpus Christi		0 2	
														160 H A&M-Corpus Christi		8 4	
														160 H A&M-Corpus Christi		5 2	
														171 H SFA		6 1	
														171 H SFA		2 0	
														171 H SFA		5 1	
														181 H Holy Cross		13 0	
<hr/>																	
LAST 10 GAMES																	
						220	A	Houston Baptist		5 1		160	H	A&M-Corpus Christi		5 2	
						220	A	Houston Baptist		16 6		293	H	Prairie View		4 1	
						220	A	Houston Baptist		2 6		171	H	SFA		5 1	
						160	H	A&M-Corpus Christi		8 4		171	H	SFA		6 1	
						160	H	A&M-Corpus Christi		0 2		171	H	SFA		2 0	

Non-Div. I Games:

McNeese

RPI	S	Opponent	Score	
181	H	Holy Cross	4	1
190	H	Nicholls St.	5	4
190	H	Nicholls St.	7	6
197	A	Abilene Christian	7	6
197	A	Abilene Christian	3	9
197	A	Abilene Christian	10	4
210	H	Lamar University	1	2
210	H	Lamar University	6	4
210	H	Lamar University	6	1
220	A	Houston Baptist	2	6
220	A	Houston Baptist	16	6
220	A	Houston Baptist	5	1
293	H	Prairie View	4	1
295	H	Alcorn	8	1

McNeese

McNeese

McNeese

RPI	S	Opponent	Score	
250	H	Wagner	10	6
253	A	Towson	3	7
253	A	Towson	9	1
253	A	Towson	16	8

Elon

E
l
o
n

E
l
o
n

RPI	S	Opponent	Score	
229	A	CSU Bakersfield	1	8
229	A	CSU Bakersfield	8	7
263	H	North Dakota St.	6	4
263	H	North Dakota St.	8	3
270	H	Utah Valley	12	2
270	H	Utah Valley	6	5
270	H	Utah Valley	2	1
277	H	Seattle U	15	7
277	H	Seattle U	7	3
277	H	Seattle U	7	6
286	H	Northern Colo.	10	0
286	H	Northern Colo.	3	2
286	H	Northern Colo.	11	1
288	H	Chicago St.	5	4
288	H	Chicago St.	0	1
288	H	Chicago St.	8	1

UTRGV

U
T
R
G
V

U
T
R
G
V

Average RPI Win: 207		WON-LOST	WINNING	LAST 10	STRENGTH OF		OPP. STRENGTH	TEAM	ADJ	CONF.	ADJ CONF.
Average RPI Loss: 130		RECORD	PCT. RANK	GAMES	SCHEDULE		OF SCHEDULE	RPI	RPI	RPI	RPI
DIV. I ONLY		37-15-0	.71154	14	6-4-0		240	192	104	.52018	104
DIV. I NON-CONF.		18-7-0	.72	37	0-1-0		219	136	82	.53492	82
TOTALS		RPI 1-25	RPI 26-50		W-L RECORDS		RPI 51-100		RPI 101-150		RPI 150+
37-15-0		0-2-0	1-2-0		OVERALL		1-1-0		7-5-0		28-5-0
25-7-0		0-0-0	0-0-0		HOME		0-0-0		5-4-0		20-3-0
11-7-0		0-1-0	1-2-0		AWAY		0-1-0		2-1-0		8-2-0
1-1-0		0-1-0	0-0-0		NEUTRAL		1-0-0		0-0-0		0-0-0
18-7-0		0-2-0	1-2-0		NON-CONFERENCE		1-1-0		0-0-0		16-2-0
15-2-0		0-0-0	0-0-0		HOME		0-0-0		0-0-0		15-2-0
2-4-0		0-1-0	1-0-		AWAY		0-1-0		0-0-0		1-0-0
1-1-0		0-1-0	0-0-0		NEUTRAL		1-0-0		0-0-0		0-0-0
19-8-0		0-0-0	0-0-0		CONFERENCE		0-0-0		7-5-0		12-3-0
10-5-0		0-0-0	0-0-0		HOME		0-0-0		5-4-0		5-1-0
9-3-0		0-0-0	0-0-0		AWAY		0-0-0		2-1-0		7-2-0
0-0-0		0-0-0	0-0-0		NEUTRAL		0-0-0		0-0-0		0-0-0
RPI S	Opponent	Score		RPI S	Opponent	Score		RPI S	Opponent	Score	
9 A	Texas Tech	0	7	33 A	Arizona St.	3	7	57 A	Washington	7	10
9 N	Texas Tech	5	10	47 A	Arizona	15	13	70 N	Xavier	6	4
				47 A	Arizona	10	14				
LAST 10 GAMES											
	120 H California Baptist	4	9		277 A Seattle U	17	5		233 H Delaware	11	4
	120 H California Baptist	18	6		277 A Seattle U	21	7		233 H Delaware	17	3
	120 H California Baptist	3	5		103 H UTRGV	10	0		233 H Delaware	11	3
	57 A Washington	7	10		103 H UTRGV	11	21		233 H Delaware	15	2
	277 A Seattle U	16	3		103 H UTRGV	17	8		244 H Texas Southern	24	8
									244 H Texas Southern	38	6

Non-Div. I Games:

New Mexico St.

RPI	S	Opponent	Score	
244	H	Texas Southern	16	3
244	H	Texas Southern	20	2
256	H	La Salle	16	5
256	H	La Salle	6	1
256	H	La Salle	8	9
256	H	La Salle	7	3
270	A	Utah Valley	14	0
270	A	Utah Valley	9	10
270	A	Utah Valley	12	11
277	A	Seattle U	21	7
277	A	Seattle U	17	5
277	A	Seattle U	16	3
286	H	Northern Colo.	10	9
286	H	Northern Colo.	5	0
286	H	Northern Colo.	19	9
288	A	Chicago St.	3	7
288	A	Chicago St.	9	2
288	A	Chicago St.	12	0

New Mexico St.

New Mexico St.

New Mexico St.

Average RPI Win:		157	WON-LOST RECORD		WINNING PCT. RANK		LAST 10 GAMES		STRENGTH OF SCHEDULE		OPP. STRENGTH OF SCHEDULE		TEAM RPI		ADJ RPI		CONF. RPI		ADJ CONF. RPI				
DIV. I ONLY			30-26-0		.53571	129	6-4-0		101		81		105		.5199	105	10		10				
DIV. I NON-CONF.			14-11-0		.56	112	1-1-0		86		60		98		.52907	98	8		8				
TOTALS		RPI 1-25		RPI 26-50			W-L RECORDS			RPI 51-100			RPI 101-150			RPI 150+							
30-26-0		0-3-0		3-6-0			OVERALL			8-9-0			2-5-0			17-3-0							
20-10-0		0-1-0		2-4-0			HOME			5-3-0			1-2-0			12-0-0							
10-15-0		0-2-0		1-2-0			AWAY			3-6-0			1-2-0			5-3-0							
0-1-0		0-0-0		0-0-0			NEUTRAL			0-0-0			0-1-0			0-0-0							
14-11-0		0-3-0		1-5-0			NON-CONFERENCE			3-2-0			0-0-0			10-1-0							
10-5-0		0-1-0		0-3-0			HOME			1-1-0			0-0-0			9-0-0							
4-6-0		0-2-0		1-0-			AWAY			2-1-0			0-0-0			1-1-0							
0-0-0		0-0-0		0-0-0			NEUTRAL			0-0-0			0-0-0			0-0-0							
16-15-0		0-0-0		2-1-0			CONFERENCE			5-7-0			2-5-0			7-2-0							
10-5-0		0-0-0		2-1-0			HOME			4-2-0			1-2-0			3-0-0							
6-9-0		0-0-0		0-0-0			AWAY			1-5-0			1-2-0			4-2-0							
0-1-0		0-0-0		0-0-0			NEUTRAL			0-0-0			0-1-0			0-0-0							
RPI	S	Opponent		Score		RPI	S	Opponent		Score		RPI	S	Opponent		Score		RPI	S	Opponent		Score	
4	A	Mississippi St.		5	7	40	H	Alabama		3	7	56	A	Southern Miss.		15	6	106	H	Troy		2	10
17	H	Auburn		2	6	40	H	Alabama		5	10	56	H	Southern Miss.		4	1	106	H	Troy		2	6
20	A	LSU		0	2	40	H	Alabama		1	6	75	A	Ga. Southern		6	2	106	H	Troy		8	2
						43	A	Clemson		2	7	75	A	Ga. Southern		12	16	124	A	Louisiana		9	2
						43	A	Clemson		4	3	75	A	Ga. Southern		2	9	124	A	Louisiana		1	4
						43	A	Clemson		2	6	76	H	Coastal Caro.		8	4	124	A	Louisiana		4	8
						45	H	Texas St.		2	8	76	H	Coastal Caro.		4	9	137	N	La.-Monroe		7	12
						45	H	Texas St.		1	0	76	H	Coastal Caro.		5	14	157	A	New Orleans		5	7
						45	H	Texas St.		10	7	79	A	Southeastern La.		14	4	157	H	New Orleans		22	7
												79	H	Southeastern La.		0	1	167	A	Arkansas St.		1	8
												86	A	UT Arlington		7	9	167	A	Arkansas St.		11	6
												86	A	UT Arlington		3	6	167	A	Arkansas St.		0	6
												86	A	UT Arlington		5	11	185	A	Appalachian St.		5	4
												88	A	Tulane		1	11	185	A	Appalachian St.		4	1
												91	H	Little Rock		8	1	185	A	Appalachian St.		13	6
												91	H	Little Rock		7	2	190	H	Nicholls St.		6	3
												91	H	Little Rock		9	8	232	H	Georgia St.		10	7
																		232	H	Georgia St.		4	2
																		232	H	Georgia St.		9	7
																		237	H	Tennessee Tech		10	2
																		237	H	Tennessee Tech		7	3
																		237	H	Tennessee Tech		8	1
																		246	H	Sacred Heart		11	2
																		246	H	Sacred Heart		16	1
																		246	H	Sacred Heart		12	2
																		264	A	Alabama St.		13	0
																		264	H	Alabama St.		14	2
LAST 10 GAMES																							
						137	N	La.-Monroe		7	12	185	A	Appalachian St.		5	4	246	H	Sacred Heart		16	1
						106	H	Troy		2	10	185	A	Appalachian St.		13	6	246	H	Sacred Heart		12	2
						106	H	Troy		2	6	185	A	Appalachian St.		4	1	246	H	Sacred Heart		13	0
						106	H	Troy		8	2	79	A	Southeastern La.		14	4	264	A	Alabama St.		14	2
						88	A	Tulane		1	11	91	H	Little Rock		9	8						

Non-Div. I Games:

South Alabama

Average RPI Win: 185		WON-LOST RECORD		WINNING PCT. RANK		LAST 10 GAMES		STRENGTH OF SCHEDULE		OPP. STRENGTH OF SCHEDULE		TEAM RPI		ADJ RPI		CONF. RPI		ADJ CONF. RPI			
DIV. I ONLY		30-21-0		.58824 78		6-4-0		166		201		106		.51963 106		17		17			
DIV. I NON-CONF.		21-12-0		.63636 74		2-2-0		152		228		74		.54058 74		17		17			
TOTALS		RPI 1-25		RPI 26-50		W-L RECORDS		RPI 51-100		RPI 101-150		RPI 150+									
30-21-0		1-5-0		1-2-0		OVERALL		5-4-0		1-0-0		22-10-0									
20-4-0		0-0-0		0-0-0		HOME		4-2-0		1-0-0		15-2-0									
9-17-0		1-5-0		1-2-0		AWAY		1-2-0		0-0-0		6-8-0									
1-0-0		0-0-0		0-0-0		NEUTRAL		0-0-0		0-0-0		1-0-0									
21-12-0		0-3-0		1-2-0		NON-CONFERENCE		4-2-0		1-0-0		15-5-0									
15-1-0		0-0-0		0-0-0		HOME		3-0-0		1-0-0		11-1-0									
6-11-0		0-3-0		1-0-		AWAY		1-2-0		0-0-0		4-4-0									
0-0-0		0-0-0		0-0-0		NEUTRAL		0-0-0		0-0-0		0-0-0									
9-9-0		1-2-0		0-0-0		CONFERENCE		1-2-0		0-0-0		7-5-0									
5-3-0		0-0-0		0-0-0		HOME		1-2-0		0-0-0		4-1-0									
3-6-0		1-2-0		0-0-0		AWAY		0-0-0		0-0-0		2-4-0									
1-0-0		0-0-0		0-0-0		NEUTRAL		0-0-0		0-0-0		1-0-0									
RPI S	Opponent		Score		RPI S	Opponent		Score		RPI S	Opponent		Score		RPI S	Opponent		Score			
1 A	UCLA		2	3	50 A	UC Irvine		0	3	61 H	Kansas		3	1	139 H	Marist		7	3		
1 A	UCLA		0	9	50 A	UC Irvine		0	3	61 H	Kansas		11	3	152 H	Columbia		22	7		
1 A	UCLA		1	11	50 A	UC Irvine		4	3	61 H	Kansas		1	0	156 H	Stony Brook		6	3		
23 A	Creighton		0	11						70 H	Xavier		8	11	179 H	Seton Hall		3	0		
23 A	Creighton		6	4						70 H	Xavier		1	8	179 H	Seton Hall		7	6		
23 A	Creighton		2	4						70 H	Xavier		9	8	179 H	Seton Hall		6	2		
										93 A	San Diego		1	2	188 A	CSUN		9	11		
										93 A	San Diego		7	5	194 A	Saint Louis		6	2		
										93 A	San Diego		3	9	194 A	Saint Louis		16	3		
															195 A	Fairfield		3	4		
															198 A	Western Caro.		4	13		
															198 A	Western Caro.		5	2		
															205 H	Hofstra		9	0		
															205 H	Hofstra		9	1		
															206 H	Albany (NY)		5	4		
															231 H	Princeton		4	2		
															231 H	Princeton		1	3		
															243 A	Butler		4	1		
															243 A	Butler		7	11		
															243 A	Butler		5	4		
															247 A	Georgetown		3	4		
															247 A	Georgetown		1	2		
															247 A	Georgetown		1	4		
															250 H	Wagner		6	5		
															251 H	LIU Brooklyn		11	10		
															280 H	Villanova		1	5		
															280 H	Villanova		3	1		
LAST 10 GAMES				179 H Seton Hall				6	2	23 A Creighton				0	11	250 H Wagner				6	5
				179 H Seton Hall				7	6	231 H Princeton				4	2	251 H LIU Brooklyn				11	10
				179 H Seton Hall				3	0	231 H Princeton				1	3	280 H Villanova				1	5
				23 A Creighton				2	4	291 A Fairleigh Dickinson				4	5						
				23 A Creighton				6	4												

Non-Div. I Games:

St. John's (NY)

RPI	S	Opponent	Score	
280	N	Villanova	24	6
284	A	Iona	7	1
284	H	Iona	6	1
291	A	Fairleigh Dickinson	4	5
291	H	Fairleigh Dickinson	11	4
299	H	Saint Peter's	7	5

St. John's (NY)

S
t
.
J
o
h
n
's
(
N
Y
)

S
t
.
J
o
h
n
's
(
N
Y
)

Troy

RPI	S	Opponent	Score
91	A	Little Rock	3 4
91	A	Little Rock	11 5
100	A	Jacksonville St.	5 9
100	H	Jacksonville St.	7 9

137	H La.-Monroe	6	14
137	H La.-Monroe	15	4
40	H Alabama	3	7
75	H Ga. Southern	3	11
75	H Ga. Southern	5	4

Average RPI Win:	148	WON-LOST	WINNING	LAST 10		STRENGTH OF	OPP. STRENGTH	TEAM	ADJ	CONF.	ADJ CONF.	
Average RPI Loss:	131	RECORD	PCT. RANK	GAMES		SCHEDULE	OF SCHEDULE	RPI	RPI	RPI	RPI	
DIV. I ONLY		29-23-0	.55769	112	5-5-0	114	133	108	.51962	108	12	12
DIV. I NON-CONF.		14-8-0	.63636	74	3-1-0	71	165	59	.55123	59	13	13
<hr/>												
TOTALS	RPI 1-25	RPI 26-50		W-L RECORDS		RPI 51-100		RPI 101-150		RPI 150+		
29-23-0	2-1-0	1-2-0		OVERALL		6-5-0		4-5-0		16-10-0		
20-8-0	1-0-0	0-0-0		HOME		3-1-0		4-3-0		12-4-0		
9-15-0	1-1-0	1-2-0		AWAY		3-4-0		0-2-0		4-6-0		
0-0-0	0-0-0	0-0-0		NEUTRAL		0-0-0		0-0-0		0-0-0		
14-8-0	2-1-0	1-2-0		NON-CONFERENCE		4-1-0		1-2-0		6-2-0		
10-3-0	1-0-0	0-0-0		HOME		3-1-0		1-0-0		5-2-0		
4-5-0	1-1-0	1-0-		AWAY		1-0-0		0-2-0		1-0-0		
0-0-0	0-0-0	0-0-0		NEUTRAL		0-0-0		0-0-0		0-0-0		
15-15-0	0-0-0	0-0-0		CONFERENCE		2-4-0		3-3-0		10-8-0		
10-5-0	0-0-0	0-0-0		HOME		0-0-0		3-3-0		7-2-0		
5-10-0	0-0-0	0-0-0		AWAY		2-4-0		0-0-0		3-6-0		
0-0-0	0-0-0	0-0-0		NEUTRAL		0-0-0		0-0-0		0-0-0		
RPI	S	Opponent	Score	RPI	S	Opponent	Score	RPI	S	Opponent	Score	
6	A	Arkansas	2 19	42	A	Houston	3 5	51	A	Louisiana Tech	8 4	
6	A	Arkansas	10 7	42	A	Houston	2 1	51	H	Louisiana Tech	3 1	
20	H	LSU	3 1	42	A	Houston	4 5	63	A	Sam Houston St.	5 11	
								63	A	Sam Houston St.	4 5	
								63	A	Sam Houston St.	9 4	
								79	A	Southeastern La.	3 1	
								79	A	Southeastern La.	1 8	
								79	A	Southeastern La.	3 5	
								91	H	Little Rock	5 7	
								91	H	Little Rock	1 0	
								91	H	Little Rock	7 5	

Non-Div. I Games:	LSU-Alexandria	6	3
--------------------------	-----------------------	----------	----------

Northwestern St.

RPI	S	Opponent	Score	
220	A	Houston Baptist	2	10
220	A	Houston Baptist	2	12
220	A	Houston Baptist	7	5
230	H	Grambling	6	7
230	H	Grambling	5	4
230	H	Grambling	11	2
296	H	Mississippi Val.	11	0
296	H	Mississippi Val.	9	0

Northwestern St.

Average RPI Win: 166		WON-LOST	WINNING	LAST 10	STRENGTH OF		OPP. STRENGTH	TEAM	ADJ	CONF.	ADJ CONF.
Average RPI Loss: 119		RECORD	PCT. RANK	GAMES	SCHEDULE		OF SCHEDULE	RPI	RPI	RPI	RPI
DIV. I ONLY		35-20-0	.63636	51	4-6-0		199	129	109	.518	109
DIV. I NON-CONF.		17-8-0	.68	55	0-2-0		275	129	150	.49707	150
TOTALS		RPI 1-25	RPI 26-50		W-L RECORDS		RPI 51-100		RPI 101-150		RPI 150+
35-20-0		1-0-0	1-2-0		OVERALL		5-8-0		8-3-0		20-7-0
21-10-0		0-0-0	1-1-0		HOME		3-4-0		3-1-0		14-4-0
11-9-0		1-0-0	0-1-0		AWAY		1-3-0		5-2-0		4-3-0
3-1-0		0-0-0	0-0-0		NEUTRAL		1-1-0		0-0-0		2-0-0
17-8-0		1-0-0	1-2-0		NON-CONFERENCE		3-4-0		1-1-0		11-1-0
12-4-0		0-0-0	1-1-0		HOME		2-2-0		1-0-0		8-1-0
2-3-0		1-0-0	0-0-		AWAY		0-1-0		0-1-0		1-0-0
3-1-0		0-0-0	0-0-0		NEUTRAL		1-1-0		0-0-0		2-0-0
18-12-0		0-0-0	0-0-0		CONFERENCE		2-4-0		7-2-0		9-6-0
9-6-0		0-0-0	0-0-0		HOME		1-2-0		2-1-0		6-3-0
9-6-0		0-0-0	0-0-0		AWAY		1-2-0		5-1-0		3-3-0
0-0-0		0-0-0	0-0-0		NEUTRAL		0-0-0		0-0-0		0-0-0
RPI S	Opponent	Score	RPI S	Opponent	Score	RPI S	Opponent	Score	RPI S	Opponent	Score
14 A	Texas A&M	6 5	30 H	Missouri	7 11	60 A	Texas	0 9	101 A	McNeese	4 1
			45 A	Texas St.	4 7	60 H	Texas	3 2	101 A	McNeese	8 6
			45 H	Texas St.	6 1	63 A	Sam Houston St.	8 2	101 A	McNeese	6 5
						63 A	Sam Houston St.	8 13	103 H	UTRGV	6 4
						63 A	Sam Houston St.	4 10	108 A	Northwestern St.	6 5
						79 H	Southeastern La.	6 8	108 A	Northwestern St.	12 9
						79 H	Southeastern La.	3 5	108 A	Northwestern St.	6 7
						79 H	Southeastern La.	7 2	130 H	Central Ark.	4 5
						86 H	UT Arlington	6 2	130 H	Central Ark.	14 6
						86 H	UT Arlington	3 7	130 H	Central Ark.	10 7
						86 H	UT Arlington	2 3	131 A	UTSA	4 6
						99 N	Notre Dame	15 7	157 H	New Orleans	5 2
						99 N	Notre Dame	1 2	157 H	New Orleans	15 7
									157 H	New Orleans	3 2
									160 H	A&M-Corpus Christi	6 11
									160 H	A&M-Corpus Christi	6 5
									160 H	A&M-Corpus Christi	6 13
									170 H	Massachusetts	19 4
									190 A	Nicholls St.	6 4
									190 A	Nicholls St.	7 4
									190 A	Nicholls St.	3 7
									197 A	Abilene Christian	3 9
									197 A	Abilene Christian	4 2
									197 A	Abilene Christian	5 6
									205 H	Hofstra	11 1
									205 H	Hofstra	9 1
									205 H	Hofstra	2 3
LAST 10 GAMES			79 H	Southeastern La.	7 2	108 A	Northwestern St.	6 5			
			79 H	Southeastern La.	3 5	108 A	Northwestern St.	6 7			
			79 H	Southeastern La.	6 8	131 A	UTSA	4 6			
			60 A	Texas	0 9	130 H	Central Ark.	10 7			
			108 A	Northwestern St.	12 9	130 H	Central Ark.	4 5			

Non-Div. I Games:

Incarnate Word

RPI	S	Opponent	Score	
205	H	Hofstra	12	1
220	H	Houston Baptist	6	3
220	H	Houston Baptist	4	3
220	H	Houston Baptist	6	8
287	N	Eastern Mich.	4	0
287	N	Eastern Mich.	8	3
292	H	Ark.-Pine Bluff	15	11
292	H	Ark.-Pine Bluff	12	1
292	H	Ark.-Pine Bluff	9	3
293	A	Prairie View	14	3
293	H	Prairie View	16	3

Incarnate Word

I
n
c
a
r
n
a
t
e
W
o
r
d

I
n
c
a
r
n
a
t
e
W
o
r
d

Average RPI Win: 136		WON-LOST	WINNING	LAST 10	STRENGTH OF		OPP. STRENGTH	TEAM	ADJ	CONF.	ADJ CONF.
Average RPI Loss: 82		RECORD	PCT. RANK	GAMES	SCHEDULE		OF SCHEDULE	RPI	RPI	RPI	RPI
DIV. I ONLY		27-29-0	.48214	167	5-5-0		68	63	110	.51765	110
DIV. I NON-CONF.		13-18-0	.41935	192	2-3-0		160	153	202	.47404	200
TOTALS		RPI 1-25	RPI 26-50		W-L RECORDS		RPI 51-100		RPI 101-150		RPI 150+
27-29-0		2-8-0	4-7-0		OVERALL		6-6-0		7-4-0		8-4-0
16-12-0		0-4-0	3-1-0		HOME		5-4-0		1-1-0		7-2-0
9-16-0		2-4-0	1-6-0		AWAY		0-1-0		5-3-0		1-2-0
2-1-0		0-0-0	0-0-0		NEUTRAL		1-1-0		1-0-0		0-0-0
13-18-0		0-4-0	1-4-0		NON-CONFERENCE		2-4-0		2-2-0		8-4-0
10-6-0		0-1-0	1-0-0		HOME		1-2-0		1-1-0		7-2-0
2-11-0		0-3-0	0-0-		AWAY		0-1-0		1-1-0		1-2-0
1-1-0		0-0-0	0-0-0		NEUTRAL		1-1-0		0-0-0		0-0-0
14-11-0		2-4-0	3-3-0		CONFERENCE		4-2-0		5-2-0		0-0-0
6-6-0		0-3-0	2-1-0		HOME		4-2-0		0-0-0		0-0-0
7-5-0		2-1-0	1-2-0		AWAY		0-0-0		4-2-0		0-0-0
1-0-0		0-0-0	0-0-0		NEUTRAL		0-0-0		1-0-0		0-0-0
RPI S	Opponent	Score	RPI S	Opponent	Score	RPI S	Opponent	Score	RPI S	Opponent	Score
5 H	East Carolina	2 6	31 A	Indiana	1 7	70 H	Xavier	2 11	114 A	South Fla.	2 4
5 H	East Carolina	3 6	31 H	Indiana	7 5	70 H	Xavier	2 1	114 A	South Fla.	6 5
5 H	East Carolina	4 9	37 A	Fla. Atlantic	7 8	70 N	Xavier	2 10	114 A	South Fla.	4 1
7 H	Louisville	0 12	37 A	Fla. Atlantic	3 5	70 N	Xavier	10 4	125 A	Memphis	4 11
17 A	Auburn	0 5	37 A	Fla. Atlantic	0 9	78 A	Wright St.	4 10	125 A	Memphis	4 2
17 A	Auburn	0 5	42 A	Houston	4 8	78 H	Wright St.	3 8	125 A	Memphis	7 4
17 A	Auburn	5 9	42 A	Houston	3 2	82 H	Wichita St.	10 4	125 N	Memphis	11 6
25 A	UConn	10 4	42 A	Houston	1 3	82 H	Wichita St.	5 1	135 A	Ohio St.	9 5
25 A	UConn	5 4	48 H	UCF	8 3	82 H	Wichita St.	11 9	141 A	Miami (OH)	6 7
25 A	UConn	1 5	48 H	UCF	7 6	88 H	Tulane	7 6	141 H	Miami (OH)	15 5
			48 H	UCF	0 15	88 H	Tulane	4 19	141 H	Miami (OH)	8 12
						88 H	Tulane	1 8	199 H	Eastern Ky.	5 2
									220 A	Houston Baptist	5 4
									220 A	Houston Baptist	4 5
									220 A	Houston Baptist	1 2
									276 H	Bowling Green	4 3
									276 H	Bowling Green	4 3
									276 H	Bowling Green	4 3
									279 H	Northern Ky.	6 5
									279 H	Northern Ky.	14 6
									282 H	Niagara	5 0
									282 H	Niagara	1 2
									282 H	Niagara	7 8
			LAST 10 GAMES								
			125 N	Memphis	11 6	125 A	Memphis	4 2			
			70 N	Xavier	2 10	125 A	Memphis	4 11			
			70 N	Xavier	10 4	125 A	Memphis	7 4			
			70 H	Xavier	2 11	141 A	Miami (OH)	6 7			
			279 H	Northern Ky.	6 5	5 H	East Carolina	2 6			

Non-Div. I Games:

Cincinnati

Average RPI Win:		157	WON-LOST RECORD		WINNING PCT. RANK		LAST 10 GAMES		STRENGTH OF SCHEDULE		OPP. STRENGTH OF SCHEDULE		TEAM RPI		ADJ RPI		CONF. RPI		ADJ CONF. RPI					
DIV. I ONLY			31-23-0		.57407		88		5-5-0		95		160		111		.51697		111		13		13	
DIV. I NON-CONF.			19-12-0		.6129		91		1-0-0		97		158		110		.52111		110		16		16	
TOTALS		RPI 1-25		RPI 26-50		W-L RECORDS		RPI 51-100		RPI 101-150		RPI 150+												
31-23-0		0-1-0		5-3-0		OVERALL		2-5-0		4-2-0		20-12-0												
23-11-0		0-0-0		4-2-0		HOME		2-1-0		3-1-0		14-7-0												
7-10-0		0-0-0		1-1-0		AWAY		0-4-0		1-0-0		5-5-0												
1-2-0		0-1-0		0-0-0		NEUTRAL		0-0-0		0-1-0		1-0-0												
19-12-0		0-1-0		5-3-0		NON-CONFERENCE		0-1-0		2-1-0		12-6-0												
14-8-0		0-0-0		4-2-0		HOME		0-0-0		1-0-0		9-6-0												
4-2-0		0-0-0		1-0-		AWAY		0-1-0		1-0-0		2-0-0												
1-2-0		0-1-0		0-0-0		NEUTRAL		0-0-0		0-1-0		1-0-0												
12-11-0		0-0-0		0-0-0		CONFERENCE		2-4-0		2-1-0		8-6-0												
9-3-0		0-0-0		0-0-0		HOME		2-1-0		2-1-0		5-1-0												
3-8-0		0-0-0		0-0-0		AWAY		0-3-0		0-0-0		3-5-0												
0-0-0		0-0-0		0-0-0		NEUTRAL		0-0-0		0-0-0		0-0-0												
RPI	S	Opponent		Score		RPI	S	Opponent		Score		RPI	S	Opponent		Score								
12	N	Tennessee		2	10	28	A	Florida		7	1	52	A	Liberty		2	6							
						30	H	Missouri		4	5	52	A	Liberty		2	8							
						30	H	Missouri		4	2	52	A	Liberty		3	4							
						30	H	Missouri		5	4	55	A	Florida St.		3	4							
						37	H	Fla. Atlantic		7	5	83	H	Jacksonville		11	3							
						37	H	Fla. Atlantic		9	8	83	H	Jacksonville		8	10							
						48	A	UCF		0	5	83	H	Jacksonville		3	2							
						48	H	UCF		7	9													
								LAST 10 GAMES																
						201	A	Stetson		5	6	174	H	Kennesaw St.		8	0							
						201	A	Stetson		7	6	240	A	Florida A&M		13	7							
						201	A	Stetson		0	2	155	A	Lipscomb		0	1							
						174	H	Kennesaw St.		4	9	155	A	Lipscomb		8	4							
						174	H	Kennesaw St.		3	2	155	A	Lipscomb		0	1							
												201	A	Stetson		7	6							
												201	A	Stetson		5	6							
												201	A	Stetson		0	2							
												224	H	Western Mich.		11	2							
												224	H	Western Mich.		1	10							
												224	H	Western Mich.		10	4							

Non-Div. I Games:

North Florida

RPI	S	Opponent	Score	
226	H	NJIT	5	2
226	H	NJIT	4	0
226	H	NJIT	8	3
240	A	Florida A&M	13	7
240	H	Florida A&M	4	0
240	H	Florida A&M	10	2
240	H	Florida A&M	9	1
242	A	North Ala.	10	4
242	A	North Ala.	4	8
265	A	Bethune-Cookman	3	1
265	H	Bethune-Cookman	2	6

North Florida

N
o
r
t
h
F
l
o
r
i
d
a

N
o
r
t
h
F
l
o
r
i
d
a

Average RPI Win:	145	WON-LOST RECORD	WINNING PCT. RANK	LAST 10 GAMES	STRENGTH OF SCHEDULE	OPP. STRENGTH OF SCHEDULE	TEAM RPI	ADJ RPI	CONF. RPI	ADJ CONF. RPI		
DIV. I ONLY		25-25-0	.5	145	7-3-0	73	87	112	.51615	112	14	14
DIV. I NON-CONF.		10-15-0	.4	198	1-0-0	7	11	112	.5192	112	12	12
<hr/>												
TOTALS	RPI 1-25	RPI 26-50		W-L RECORDS		RPI 51-100		RPI 101-150		RPI 150+		
25-25-0	2-6-0	4-4-0		OVERALL		3-5-0		4-1-0		12-9-0		
11-15-0	2-5-0	1-3-0		HOME		2-3-0		1-0-0		5-4-0		
10-8-0	0-0-0	1-0-0		AWAY		0-2-0		2-1-0		7-5-0		
4-2-0	0-1-0	2-1-0		NEUTRAL		1-0-0		1-0-0		0-0-0		
10-15-0	1-4-0	2-2-0		NON-CONFERENCE		3-5-0		2-0-0		2-4-0		
5-9-0	1-3-0	0-1-0		HOME		2-3-0		1-0-0		1-2-0		
1-4-0	0-0-0	0-0-		AWAY		0-2-0		0-0-0		1-2-0		
4-2-0	0-1-0	2-1-0		NEUTRAL		1-0-0		1-0-0		0-0-0		
15-10-0	1-2-0	2-2-0		CONFERENCE		0-0-0		2-1-0		10-5-0		
6-6-0	1-2-0	1-2-0		HOME		0-0-0		0-0-0		4-2-0		
9-4-0	0-0-0	1-0-0		AWAY		0-0-0		2-1-0		6-3-0		
0-0-0	0-0-0	0-0-0		NEUTRAL		0-0-0		0-0-0		0-0-0		
RPI S	Opponent	Score	RPI S	Opponent	Score	RPI S	Opponent	Score	RPI S	Opponent	Score	
1 H	UCLA	3 8	33 H	Arizona St.	4 6	62 H	Pepperdine	4 11	118 H	Grand Canyon	11 3	
2 N	Vanderbilt	9 14	36 N	Oklahoma	8 6	67 H	San Diego St.	7 2	136 N	Missouri St.	7 0	
11 H	UC Santa Barbara	7 8	38 N	Fresno St.	2 5	67 H	San Diego St.	1 6	147 A	Cal Poly	16 6	
11 H	UC Santa Barbara	9 7	41 N	Virginia	6 5	67 H	San Diego St.	7 13	147 A	Cal Poly	3 5	
11 H	UC Santa Barbara	6 7	50 A	UC Irvine	10 4	74 N	TCU	2 0	147 A	Cal Poly	16 2	
16 H	Stanford	3 4	50 H	UC Irvine	3 7	92 A	Southern California	5 6	154 H	James Madison	0 2	
16 H	Stanford	1 8	50 H	UC Irvine	4 7	92 H	Southern California	10 4	154 H	James Madison	12 3	
16 H	Stanford	6 5	50 H	UC Irvine	4 3	93 A	San Diego	2 6	154 H	James Madison	0 1	
									165 A	New Mexico	13 7	
									165 A	New Mexico	11 18	
									165 A	New Mexico	4 6	
									219 A	UC Riverside	11 8	
									219 A	UC Riverside	3 8	
									219 A	UC Riverside	13 5	
									221 A	Hawaii	6 8	
									221 A	Hawaii	5 2	
									221 A	Hawaii	1 3	
									228 H	UC Davis	11 9	
									228 H	UC Davis	2 3	
									228 H	UC Davis	1 3	
									238 A	Long Beach St.	8 3	
									238 A	Long Beach St.	5 1	
									238 A	Long Beach St.	4 3	
									238 H	Long Beach St.	6 1	
									238 H	Long Beach St.	6 2	
									238 H	Long Beach St.	6 0	

Non-Div. I Games:

Cal St. Fullerton

Average RPI Win: 196		WON-LOST	WINNING	LAST 10	STRENGTH OF		OPP. STRENGTH	TEAM	ADJ	CONF.	ADJ CONF.
Average RPI Loss: 99		RECORD	PCT. RANK	GAMES	SCHEDULE		OF SCHEDULE	RPI	RPI	RPI	RPI
DIV. I ONLY		29-25-0	.53704	126	6-4-0		140	155	113	.51587	113
DIV. I NON-CONF.		10-17-0	.37037	214	1-3-0		75	71	156	.49527	156
TOTALS		RPI 1-25	RPI 26-50		W-L RECORDS		RPI 51-100		RPI 101-150		RPI 150+
29-25-0		0-6-0	0-1-0		OVERALL		3-7-0		9-8-0		17-3-0
14-8-0		0-0-0	0-0-0		HOME		2-4-0		5-1-0		7-3-0
13-17-0		0-6-0	0-1-0		AWAY		1-3-0		4-7-0		8-0-0
2-0-0		0-0-0	0-0-0		NEUTRAL		0-0-0		0-0-0		2-0-0
10-17-0		0-6-0	0-1-0		NON-CONFERENCE		2-5-0		1-4-0		7-1-0
5-5-0		0-0-0	0-0-0		HOME		2-4-0		0-0-0		3-1-0
3-12-0		0-6-0	0-0-0		AWAY		0-1-0		1-4-0		2-0-0
2-0-0		0-0-0	0-0-0		NEUTRAL		0-0-0		0-0-0		2-0-0
19-8-0		0-0-0	0-0-0		CONFERENCE		1-2-0		8-4-0		10-2-0
9-3-0		0-0-0	0-0-0		HOME		0-0-0		5-1-0		4-2-0
10-5-0		0-0-0	0-0-0		AWAY		1-2-0		3-3-0		6-0-0
0-0-0		0-0-0	0-0-0		NEUTRAL		0-0-0		0-0-0		0-0-0
RPI S	Opponent	Score	RPI S	Opponent	Score	RPI S	Opponent	Score	RPI S	Opponent	Score
5 A	East Carolina	2 6	41 A	Virginia	3 6	54 H	Wake Forest	8 6	123 H	Winthrop	13 3
5 A	East Carolina	3 4				66 A	Virginia Tech	7 8	123 H	Winthrop	20 11
5 A	East Carolina	9 15				66 H	Virginia Tech	6 8	123 H	Winthrop	5 4
19 A	NC State	3 6				69 A	Campbell	6 2	128 A	UAB	8 11
19 A	NC State	3 6				69 A	Campbell	0 7	128 A	UAB	8 7
19 A	NC State	3 9				69 A	Campbell	2 6	128 A	UAB	1 5
						96 H	Harvard	6 7	134 A	Gardner-Webb	9 7
						96 H	Harvard	4 5	134 A	Gardner-Webb	1 6
						96 H	Harvard	2 9	134 A	Gardner-Webb	7 6
						96 H	Harvard	13 7	137 A	Wofford	9 10
									146 H	High Point	1 3
									146 H	High Point	10 4
									146 H	High Point	10 7
									148 A	Presbyterian	1 7
									148 A	Presbyterian	9 3
									148 A	Presbyterian	0 1
									150 A	ETSU	5 6
									185 A	Appalachian St.	12 6
									185 H	Appalachian St.	5 0
									208 H	UMass Lowell	6 7
									208 H	UMass Lowell	8 3
									234 H	USC Upstate	6 7
									234 H	USC Upstate	3 1
									234 H	USC Upstate	3 4
									248 A	Charleston So.	7 1
									248 A	Charleston So.	6 5
									248 A	Charleston So.	9 6
LAST 10 GAMES			LAST 10 GAMES			LAST 10 GAMES			LAST 10 GAMES		
			146 H	High Point	10 4	258 A	UNC Asheville	8 2	234 H	USC Upstate	3 1
			146 H	High Point	1 3	258 A	UNC Asheville	18 3	234 H	USC Upstate	3 4
			146 H	High Point	10 7	19 A	NC State	3 6	248 A	Charleston So.	7 1
			54 H	Wake Forest	8 6	19 A	NC State	3 9	248 A	Charleston So.	6 5
			258 A	UNC Asheville	7 4	19 A	NC State	3 6	248 A	Charleston So.	9 6

Non-Div. I Games:

Radford

RPI	S	Opponent	Score	
249	A	VMI	14	5
249	H	VMI	7	5
258	A	UNC Asheville	18	3
258	A	UNC Asheville	7	4
258	A	UNC Asheville	8	2
281	N	Bucknell	17	4
281	N	Bucknell	9	1
289	H	Longwood	10	6
289	H	Longwood	11	6
289	H	Longwood	5	4

Radford

R
a
d
f
o
r
d

R
a
d
f
o
r
d

Average RPI Win:	152	WON-LOST RECORD	WINNING PCT. RANK	LAST 10 GAMES	STRENGTH OF SCHEDULE	OPP. STRENGTH OF SCHEDULE	TEAM RPI	ADJ RPI	CONF. RPI	ADJ CONF. RPI		
DIV. I ONLY		26-27-0	.49057	157	4-6-0	63	62	114	.51521	114	5	5
DIV. I NON-CONF.		18-11-0	.62069	84	0-1-0	115	150	100	.52821	100	5	5
<hr/>												
TOTALS	RPI 1-25	RPI 26-50		W-L RECORDS		RPI 51-100		RPI 101-150		RPI 150+		
26-27-0	2-7-0	4-4-0		OVERALL		4-9-0		4-6-0		12-1-0		
20-12-0	0-3-0	3-1-0		HOME		4-5-0		2-3-0		11-0-0		
6-15-0	2-4-0	1-3-0		AWAY		0-4-0		2-3-0		1-1-0		
0-0-0	0-0-0	0-0-0		NEUTRAL		0-0-0		0-0-0		0-0-0		
18-11-0	0-3-0	1-1-0		NON-CONFERENCE		3-4-0		2-2-0		12-1-0		
16-4-0	0-0-0	1-0-0		HOME		3-3-0		1-1-0		11-0-0		
2-7-0	0-3-0	0-0-		AWAY		0-1-0		1-1-0		1-1-0		
0-0-0	0-0-0	0-0-0		NEUTRAL		0-0-0		0-0-0		0-0-0		
8-16-0	2-4-0	3-3-0		CONFERENCE		1-5-0		2-4-0		0-0-0		
4-8-0	0-3-0	2-1-0		HOME		1-2-0		1-2-0		0-0-0		
4-8-0	2-1-0	1-2-0		AWAY		0-3-0		1-2-0		0-0-0		
0-0-0	0-0-0	0-0-0		NEUTRAL		0-0-0		0-0-0		0-0-0		
RPI	S	Opponent	Score	RPI	S	Opponent	Score	RPI	S	Opponent	Score	
5	H	East Carolina	7 13	28	A	Florida	3 7	52	H	Liberty	4 2	
5	H	East Carolina	1 5	28	H	Florida	6 1	52	H	Liberty	4 5	
5	H	East Carolina	0 4	42	H	Houston	4 3	52	H	Liberty	4 6	
21	A	North Carolina	1 2	42	H	Houston	1 7	71	H	Samford	4 1	
21	A	North Carolina	2 3	42	H	Houston	5 3	71	H	Samford	3 7	
21	A	North Carolina	3 5	48	A	UCF	0 5	71	H	Samford	7 4	
25	A	UConn	2 4	48	A	UCF	1 4	82	H	Wichita St.	3 7	
25	A	UConn	3 2	48	A	UCF	6 3	82	H	Wichita St.	6 7	
25	A	UConn	3 1					82	H	Wichita St.	2 0	
								83	A	Jacksonville	7 8	
								88	A	Tulane	11 20	
								88	A	Tulane	2 9	
								88	A	Tulane	4 6	
	</											

Non-Div. I Games:

South Fla.

Average RPI Win:		218	WON-LOST RECORD		WINNING PCT. RANK		LAST 10 GAMES		STRENGTH OF SCHEDULE		OPP. STRENGTH OF SCHEDULE		TEAM RPI		ADJ RPI		CONF. RPI		ADJ CONF. RPI				
DIV. I ONLY			34-17-0	.66667	37	8-2-0		247	230	115	.51509	115	23	23									
DIV. I NON-CONF.			14-12-0	.53846	126	0-1-0		239	177	155	.49576	155	24	24									
TOTALS		RPI 1-25		RPI 26-50		W-L RECORDS		RPI 51-100		RPI 101-150		RPI 150+											
34-17-0		0-1-0		1-5-0		OVERALL		3-3-0		4-3-0		26-5-0											
21-1-0		0-0-0		0-0-0		HOME		0-0-0		2-0-0		19-1-0											
6-12-0		0-0-0		1-4-0		AWAY		1-2-0		2-3-0		2-3-0											
7-4-0		0-1-0		0-1-0		NEUTRAL		2-1-0		0-0-0		5-1-0											
14-12-0		0-1-0		1-5-0		NON-CONFERENCE		2-1-0		1-2-0		10-3-0											
6-0-0		0-0-0		0-0-0		HOME		0-0-0		1-0-0		5-0-0											
1-8-0		0-0-0		1-0-		AWAY		0-0-0		0-2-0		0-2-0											
7-4-0		0-1-0		0-1-0		NEUTRAL		2-1-0		0-0-0		5-1-0											
20-5-0		0-0-0		0-0-0		CONFERENCE		1-2-0		3-1-0		16-2-0											
15-1-0		0-0-0		0-0-0		HOME		0-0-0		1-0-0		14-1-0											
5-4-0		0-0-0		0-0-0		AWAY		1-2-0		2-1-0		2-1-0											
0-0-0		0-0-0		0-0-0		NEUTRAL		0-0-0		0-0-0		0-0-0											
RPI	S	Opponent		Score		RPI	S	Opponent		Score		RPI	S	Opponent		Score							
16	N	Stanford		1	2	31	A	Indiana		3	14	61	N	Kansas		1	6	118	A	Grand Canyon		2	12
						31	N	Indiana		3	9	89	A	Central Mich.		10	0	127	H	Kent St.		9	8
						40	A	Alabama		8	5	89	A	Central Mich.		4	5	141	A	Miami (OH)		6	1
						40	A	Alabama		1	7	89	A	Central Mich.		0	5	141	A	Miami (OH)		5	7
						40	A	Alabama		0	6	99	N	Notre Dame		2	0	141	A	Miami (OH)		3	2
						48	A	UCF		8	9	99	N	Notre Dame		6	2	149	A	Dayton		4	5
																		149	H	Dayton		11	6
																		218	A	Purdue		3	9
																		218	H	Purdue		6	0
																		222	H	Ohio		4	2
																		222	H	Ohio		6	5
																		222	H	Ohio		5	0
																		224	H	Western Mich.		8	5
																		224	H	Western Mich.		10	3
																		224	H	Western Mich.		20	15
																		227	N	Saint Joseph's		7	5
																		229	N	CSU Bakersfield		10	6
																		229	N	CSU Bakersfield		6	7
																		236	A	Northern Ill.		5	7
																		236	A	Northern Ill.		4	1
																		236	A	Northern Ill.		6	2
																		243	H	Butler		12	5
																		247	N	Georgetown		6	4
																		248	A	Charleston So.		4	12
																		248	N	Charleston So.		3	1
																		254	H	Valparaiso		14	8
																		255	H	Toledo		10	1
LAST 10 GAMES																							
																		255	H	Toledo		11	8
																		255	H	Toledo		7	6
																		255	H	Toledo		10	1
																		222	H	Ohio		6	5
																		222	H	Ohio		5	0

Non-Div. I Games: Manchester 12 4 Ind.-Kokomo 12 5

Ball St.

RPI	S	Opponent	Score	
255	H	Toledo	7	6
255	H	Toledo	11	8
276	H	Bowling Green	2	1
276	H	Bowling Green	3	2
276	H	Bowling Green	4	2
287	H	Eastern Mich.	3	2
287	H	Eastern Mich.	11	5
287	H	Eastern Mich.	5	7
294	N	Mt. St. Mary's	12	9
297	H	Purdue Fort Wayne	12	11
297	H	Purdue Fort Wayne	11	6

Ball St.

B
a
l
l
S
t
.

B
a
l
l
S
t
.

N
e
v
a
d
a

Nevada

RPI	S	Opponent	Score	
182	A	San Jose St.	3	2
182	A	San Jose St.	3	2
182	A	San Jose St.	3	1
214	H	Washington St.	8	1
214	H	Washington St.	2	16
214	H	Washington St.	1	3
228	A	UC Davis	5	4
228	H	UC Davis	7	3
238	A	Long Beach St.	5	3
238	A	Long Beach St.	3	2
238	A	Long Beach St.	1	0

N
e
v
a
d
a

N
e
v
a
d
a

Nevada

Average RPI Win: 188		WON-LOST	WINNING	LAST 10	STRENGTH OF	OPP. STRENGTH	TEAM	ADJ	CONF.	ADJ CONF.				
Average RPI Loss: 129		RECORD	PCT. RANK	GAMES	SCHEDULE	OF SCHEDULE	RPI	RPI	RPI	RPI				
DIV. I ONLY		34-19-0	.64151	48	5-5-0	209	143	117	.51393	117	13	13		
DIV. I NON-CONF.		18-12-0	.6	95	0-1-0	261	128	189	.47894	189	16	16		
<hr/>														
TOTALS		RPI 1-25		RPI 26-50		W-L RECORDS		RPI 51-100		RPI 101-150		RPI 150+		
34-19-0		0-3-0		1-2-0		OVERALL		5-1-0		1-5-0		27-8-0		
27-8-0		0-1-0		0-0-0		HOME		5-1-0		0-2-0		22-4-0		
7-11-0		0-2-0		1-2-0		AWAY		0-0-0		1-3-0		5-4-0		
0-0-0		0-0-0		0-0-0		NEUTRAL		0-0-0		0-0-0		0-0-0		
<hr/>														
18-12-0		0-3-0		1-2-0		NON-CONFERENCE		0-0-0		0-3-0		17-4-0		
16-7-0		0-1-0		0-0-0		HOME		0-0-0		0-2-0		16-4-0		
2-5-0		0-2-0		1-0-		AWAY		0-0-0		0-1-0		1-0-0		
0-0-0		0-0-0		0-0-0		NEUTRAL		0-0-0		0-0-0		0-0-0		
<hr/>														
16-7-0		0-0-0		0-0-0		CONFERENCE		5-1-0		1-2-0		10-4-0		
11-1-0		0-0-0		0-0-0		HOME		5-1-0		0-0-0		6-0-0		
5-6-0		0-0-0		0-0-0		AWAY		0-0-0		1-2-0		4-4-0		
0-0-0		0-0-0		0-0-0		NEUTRAL		0-0-0		0-0-0		0-0-0		
<hr/>														
RPI	S	Opponent	Score		RPI	S	Opponent	Score		RPI	S	Opponent	Score	
18	A	Miami (FL)	9	13	28	A	Florida	0	15	52	H	Liberty	2	4
18	A	Miami (FL)	4	13	28	A	Florida	7	2	52	H	Liberty	7	4
18	H	Miami (FL)	1	10	37	A	Fla. Atlantic	5	11	52	H	Liberty	10	9
										83	H	Jacksonville	3	1
										83	H	Jacksonville	12	1
										83	H	Jacksonville	2	1
												</		

Non-Div. I Games:

FGCU

RPI	S	Opponent	Score	
242	H	North Ala.	6	5
251	H	LIU Brooklyn	10	1
251	H	LIU Brooklyn	9	1
251	H	LIU Brooklyn	10	0
252	H	Siena	8	0
252	H	Siena	17	6
252	H	Siena	1	2
252	H	Siena	18	8
253	H	Towson	5	2
253	H	Towson	6	3
253	H	Towson	20	3
265	H	Bethune-Cookman	12	5
265	H	Bethune-Cookman	23	3
265	H	Bethune-Cookman	3	6

FGCU

F
G
C
U

F
G
C
U

Average RPI Win:	183	WON-LOST RECORD	WINNING PCT. RANK	LAST 10 GAMES	STRENGTH OF SCHEDULE	OPP. STRENGTH OF SCHEDULE	TEAM RPI	ADJ RPI	CONF. RPI	ADJ CONF. RPI				
DIV. I ONLY		33-22-0	.6	69	7-3-0	188	131	118	.5135	118	24	24		
DIV. I NON-CONF.		15-13-0	.53571	130	1-1-0	114	5	106	.52401	106	25	25		
<hr/>														
TOTALS	RPI 1-25	RPI 26-50		W-L RECORDS		RPI 51-100		RPI 101-150		RPI 150+				
33-22-0	0-4-0	1-1-0		OVERALL		7-5-0		7-10-0		18-2-0				
18-12-0	0-4-0	0-1-0		HOME		4-1-0		4-5-0		10-1-0				
15-9-0	0-0-0	1-0-0		AWAY		3-3-0		3-5-0		8-1-0				
0-1-0	0-0-0	0-0-0		NEUTRAL		0-1-0		0-0-0		0-0-0				
15-13-0	0-4-0	1-1-0		NON-CONFERENCE		7-5-0		4-1-0		3-2-0				
8-7-0	0-4-0	0-1-0		HOME		4-1-0		3-0-0		1-1-0				
7-5-0	0-0-0	1-0-		AWAY		3-3-0		1-1-0		2-1-0				
0-1-0	0-0-0	0-0-0		NEUTRAL		0-1-0		0-0-0		0-0-0				
18-9-0	0-0-0	0-0-0		CONFERENCE		0-0-0		3-9-0		15-0-0				
10-5-0	0-0-0	0-0-0		HOME		0-0-0		1-5-0		9-0-0				
8-4-0	0-0-0	0-0-0		AWAY		0-0-0		2-4-0		6-0-0				
0-0-0	0-0-0	0-0-0		NEUTRAL		0-0-0		0-0-0		0-0-0				
RPI	S	Opponent	Score		RPI	S	Opponent	Score		RPI	S	Opponent	Score	
16	H	Stanford	4	14	47	A	Arizona	11	9	70	H	Xavier	25	18
22	H	Illinois	2	5	47	H	Arizona	13	14	70	H	Xavier	3	7
22	H	Illinois	2	9						70	H	Xavier	7	2
22	H	Illinois	3	6						70	H	Xavier	6	0
										74	A	TCU	9	17
										74	A	TCU	4	1
										74	A	TCU	5	6
										82	H	Wichita St.	9	1
										82	N	Wichita St.	7	8
										92	A	Southern California	1	7
										92	A	Southern California	7	3
										92	A	Southern California	4	2

Non-Div. I Games:

Grand Canyon

Grand Canyon

Average RPI Win: 162		WON-LOST RECORD		WINNING PCT. RANK		LAST 10 GAMES		STRENGTH OF SCHEDULE		OPP. STRENGTH OF SCHEDULE		TEAM RPI		ADJ RPI		CONF. RPI		ADJ CONF. RPI			
DIV. I ONLY		26-26-0		.5 145		7-3-0		80		149		119		.51332 119		8		8			
DIV. I NON-CONF.		14-12-0		.53846 126		4-2-0		112		225		129		.50954 129		9		9			
TOTALS		RPI 1-25		RPI 26-50		W-L RECORDS		RPI 51-100		RPI 101-150		RPI 150+									
26-26-0		1-4-0		1-6-0		OVERALL		3-4-0		8-5-0		13-7-0									
13-10-0		0-3-0		0-0-0		HOME		2-2-0		3-3-0		8-2-0									
9-14-0		1-1-0		1-6-0		AWAY		1-2-0		2-1-0		4-4-0									
4-2-0		0-0-0		0-0-0		NEUTRAL		0-0-0		3-1-0		1-1-0									
14-12-0		1-4-0		0-2-0		NON-CONFERENCE		1-1-0		3-1-0		9-4-0									
7-5-0		0-3-0		0-0-0		HOME		1-1-0		0-0-0		6-1-0									
3-5-0		1-1-0		0-0-		AWAY		0-0-0		0-0-0		2-2-0									
4-2-0		0-0-0		0-0-0		NEUTRAL		0-0-0		3-1-0		1-1-0									
12-14-0		0-0-0		1-4-0		CONFERENCE		2-3-0		5-4-0		4-3-0									
6-5-0		0-0-0		0-0-0		HOME		1-1-0		3-3-0		2-1-0									
6-9-0		0-0-0		1-4-0		AWAY		1-2-0		2-1-0		2-2-0									
0-0-0		0-0-0		0-0-0		NEUTRAL		0-0-0		0-0-0		0-0-0									
RPI	S	Opponent		Score		RPI	S	Opponent		Score		RPI	S	Opponent		Score					
5	A	East Carolina		3	2	35	A	Nebraska		3	12	61	H	Kansas		3	2	116	A Nevada	8	2
20	A	LSU		5	17	35	A	Nebraska		6	7	61	H	Kansas		6	11	116	A Nevada	4	1
24	H	DBU		5	6	38	A	Fresno St.		5	9	67	A	San Diego St.		5	2	116	A Nevada	3	4
24	H	DBU		7	30	38	A	Fresno St.		2	5	67	A	San Diego St.		3	6	116	H Nevada	13	3
24	H	DBU		3	4	38	A	Fresno St.		4	3	67	A	San Diego St.		4	5	116	H Nevada	15	26
						38	A	Fresno St.		0	6	67	H	San Diego St.		9	5	116	H Nevada	14	8
						38	A	Fresno St.		7	13	67	H	San Diego St.		3	4	129	H UNLV	11	5
																		129	H UNLV	1	7
																		129	H UNLV	6	9
																		137	N La.-Monroe	1	0
																		140	N Navy	7	2
																		140	N Navy	6	4
																		140	N Navy	1	2
																		159	A Pacific	3	5
																		159	A Pacific	6	2
																		163	N Army West Point	2	17
																		165	A New Mexico	5	4
																		182	A San Jose St.	5	3
																		182	A San Jose St.	1	4
																		182	A San Jose St.	2	3
																		182	H San Jose St.	7	8
																		182	H San Jose St.	8	2
																		182	H San Jose St.	12	3
																		203	N Southern U.	13	0
																		243	H Butler	6	10
																		243	H Butler	9	7
																		243	H Butler	8	7
																		243	H Butler	8	7

Non-Div. I Games:

Air Force

RPI	S	Opponent	Score	
270	H	Utah Valley	12	9
270	H	Utah Valley	16	15
286	A	Northern Colo.	4	5
286	A	Northern Colo.	16	4
286	H	Northern Colo.	6	0
286	H	Northern Colo.	9	6

Air Force

A
i
r
F
o
r
c
e

A
i
r
F
o
r
c
e

Average RPI Win: 203		WON-LOST	WINNING	LAST 10	STRENGTH OF		OPP. STRENGTH	TEAM	ADJ	CONF.	ADJ CONF.
Average RPI Loss: 139		RECORD	PCT. RANK	GAMES	SCHEDULE		OF SCHEDULE	RPI	RPI	RPI	RPI
DIV. I ONLY		35-20-0	.63636	51	8-2-0		220	204	120	.51278	120
DIV. I NON-CONF.		16-12-0	.57143	109	1-1-0		191	168	144	.50143	144
TOTALS		RPI 1-25	RPI 26-50		W-L RECORDS		RPI 51-100		RPI 101-150		RPI 150+
35-20-0		1-2-0	0-1-0		OVERALL		2-3-0		6-6-0		26-8-0
23-7-0		0-0-0	0-0-0		HOME		1-1-0		1-2-0		21-4-0
12-13-0		1-2-0	0-1-0		AWAY		1-2-0		5-4-0		5-4-0
0-0-0		0-0-0	0-0-0		NEUTRAL		0-0-0		0-0-0		0-0-0
16-12-0		1-2-0	0-1-0		NON-CONFERENCE		2-3-0		0-0-0		13-6-0
13-5-0		0-0-0	0-0-0		HOME		1-1-0		0-0-0		12-4-0
3-7-0		1-2-0	0-0-0		AWAY		1-2-0		0-0-0		1-2-0
0-0-0		0-0-0	0-0-0		NEUTRAL		0-0-0		0-0-0		0-0-0
19-8-0		0-0-0	0-0-0		CONFERENCE		0-0-0		6-6-0		13-2-0
10-2-0		0-0-0	0-0-0		HOME		0-0-0		1-2-0		9-0-0
9-6-0		0-0-0	0-0-0		AWAY		0-0-0		5-4-0		4-2-0
0-0-0		0-0-0	0-0-0		NEUTRAL		0-0-0		0-0-0		0-0-0
RPI S	Opponent	Score	RPI S	Opponent	Score	RPI S	Opponent	Score	RPI S	Opponent	Score
11 A	UC Santa Barbara	2 8	33 A	Arizona St.	9 15	57 A	Washington	2 3	103 A	UTRGV	3 7
11 A	UC Santa Barbara	5 1				67 A	San Diego St.	5 2	103 A	UTRGV	1 9
11 A	UC Santa Barbara	1 7				85 H	Kansas St.	7 6	103 A	UTRGV	6 3
						93 A	San Diego	4 5	104 A	New Mexico St.	5 3
						93 H	San Diego	4 5	104 A	New Mexico St.	6 18
									104 A	New Mexico St.	9 4
									118 A	Grand Canyon	8 0
									118 A	Grand Canyon	4 1
									118 A	Grand Canyon	0 3
									133 H	Sacramento St.	10 21
									133 H	Sacramento St.	6 5
									133 H	Sacramento St.	0 1
									159 H	Pacific	5 11
									159 H	Pacific	3 2
									159 H	Pacific	10 3
									159 H	Pacific	6 0
									188 A	CSUN	4 3
									188 H	CSUN	4 7
									219 A	UC Riverside	3 8
									219 A	UC Riverside	4 5
									219 H	UC Riverside	4 7
									221 H	Hawaii	2 6
									222 H	Ohio	4 1
									222 H	Ohio	7 1
									222 H	Ohio	8 2
									222 H	Ohio	7 4
									229 H	CSU Bakersfield	8 2
			LAST 10 GAMES								
			104 A	New Mexico St.	9 4	288 H	Chicago St.	10 3	222 H	Ohio	4 1
			104 A	New Mexico St.	6 18	288 H	Chicago St.	13 2	222 H	Ohio	7 1
			104 A	New Mexico St.	5 3	188 A	CSUN	4 3	222 H	Ohio	8 2
			93 A	San Diego	4 5	270 H	Utah Valley	10 0	222 H	Ohio	7 4
			288 H	Chicago St.	9 3	270 H	Utah Valley	2 0	229 H	CSU Bakersfield	8 2

Non-Div. I Games:

California Baptist

RPI	S	Opponent	Score	
229	H	CSU Bakersfield	6	0
229	H	CSU Bakersfield	4	1
236	H	Northern Ill.	8	0
236	H	Northern Ill.	10	7
236	H	Northern Ill.	8	4
236	H	Northern Ill.	4	2
270	H	Utah Valley	9	2
270	H	Utah Valley	2	0
270	H	Utah Valley	10	0
277	A	Seattle U	1	11
277	A	Seattle U	12	10
277	A	Seattle U	4	2
286	A	Northern Colo.	11	5
286	A	Northern Colo.	1	6
286	A	Northern Colo.	19	4
288	H	Chicago St.	10	3
288	H	Chicago St.	13	2
288	H	Chicago St.	9	3
291	H	Fairleigh Dickinson	5	1

California Baptist
p
t
i
s
t

C
a
l
i
f
o
r
n
i
a
B
a
p
t
i
s
t

Average RPI Win:		131	WON-LOST		WINNING		LAST 10		STRENGTH OF		OPP. STRENGTH		TEAM	ADJ		CONF.	ADJ CONF.	
Average RPI Loss:		87	RECORD		PCT. RANK		GAMES		SCHEDULE		OF SCHEDULE		RPI	RPI		RPI	RPI	
DIV. I ONLY			23-27-0		.46	189	5-5-0		94		64		121	.51238		121	7	7
DIV. I NON-CONF.			12-14-0		.46154	166	0-1-0		65		44		92	.53025		92	7	7
TOTALS		RPI 1-25		RPI 26-50			W-L RECORDS			RPI 51-100			RPI 101-150			RPI 150+		
23-27-0		1-2-0		6-11-0			OVERALL			2-6-0			4-2-0			10-6-0		
11-8-0		0-0-0		3-1-0			HOME			2-5-0			0-0-0			6-2-0		
10-17-0		1-2-0		1-8-0			AWAY			0-1-0			4-2-0			4-4-0		
2-2-0		0-0-0		2-2-0			NEUTRAL			0-0-0			0-0-0			0-0-0		
12-14-0		1-2-0		4-7-0			NON-CONFERENCE			0-2-0			1-2-0			6-1-0		
6-1-0		0-0-0		1-0-0			HOME			0-1-0			0-0-0			5-0-0		
4-11-0		1-2-0		1-0-			AWAY			0-1-0			1-2-0			1-1-0		
2-2-0		0-0-0		2-2-0			NEUTRAL			0-0-0			0-0-0			0-0-0		
11-13-0		0-0-0		2-4-0			CONFERENCE			2-4-0			3-0-0			4-5-0		
5-7-0		0-0-0		2-1-0			HOME			2-4-0			0-0-0			1-2-0		
6-6-0		0-0-0		0-3-0			AWAY			0-0-0			3-0-0			3-3-0		
0-0-0		0-0-0		0-0-0			NEUTRAL			0-0-0			0-0-0			0-0-0		
RPI	S	Opponent		Score		RPI	S	Opponent		Score		RPI	S	Opponent		Score		
10	A	Georgia Tech		1	12	29	H	Illinois St.		6	3	65	H	Minnesota		4	5	
10	A	Georgia Tech		5	1	30	A	Missouri		4	9	65	H	Minnesota		5	6	
10	A	Georgia Tech		2	9	30	A	Missouri		11	16	65	H	Minnesota		10	3	
						30	A	Missouri		2	3	72	H	Maryland		10	12	
						34	N	California		9	5	72	H	Maryland		13	7	
						35	H	Nebraska		4	6	72	H	Maryland		8	13	
						35	H	Nebraska		10	2	99	A	Notre Dame		2	6	
						35	H	Nebraska		4	2	99	H	Notre Dame		4	12	
						39	N	BYU		3	2							
						39	N	BYU		3	4							
						39	N	BYU		2	11							
						44	A	Duke		5	3							
						44	A	Duke		8	23							
						44	A	Duke		4	5							
						46	A	Michigan		1	10							
						46	A	Michigan		1	4							
						46	A	Michigan		2	3							
						LAST 10 GAMES												
						65	H	Minnesota		5	6	186	A	Rutgers		4	0	
						65	H	Minnesota		10	3	186	A	Rutgers		5	3	
						65	H	Minnesota		4	5	35	H	Nebraska		4	6	
						99	H	Notre Dame		4	12	35	H	Nebraska		10	2	
						186	A	Rutgers		4	5	35	H	Nebraska		4	2	

Non-Div. I Games: MacMurray 9 0

Northwestern

RPI	S	Opponent	Score
94	H	LMU (CA)	5 6
39	A	BYU	9 1
39	A	BYU	3 20
34	H	California	5 10
62	H	Pepperdine	1 10
62	H	Pepperdine	4 2

S
a
n
F
r
a
n
c
i
s
c
o

S
a
n
F
r
a
n
c
i
s
c
o

W
i
n
t
h
r
o
p

Winthrop

RPI	S	Opponent	Score	
255	H	Toledo	7	8
255	H	Toledo	4	5
255	H	Toledo	17	3
257	H	George Mason	3	1
257	H	George Mason	7	0
258	A	UNC Asheville	2	12
258	A	UNC Asheville	4	3
258	A	UNC Asheville	9	1
271	A	The Citadel	4	1
271	H	The Citadel	8	1
289	A	Longwood	9	3
289	A	Longwood	10	3
289	A	Longwood	12	4

Winthrop

W
i
n
t
h
r
o
p

W
i
n
t
h
r
o
p

Average RPI Win:		119	WON-LOST RECORD		WINNING PCT. RANK		LAST 10 GAMES		STRENGTH OF SCHEDULE		OPP. STRENGTH OF SCHEDULE		TEAM RPI		ADJ RPI		CONF. RPI		ADJ CONF. RPI	
DIV. I ONLY			28-29-0		.49123 155		8-2-0		91		49		124		.51116 124		10		10	
DIV. I NON-CONF.			12-14-0		.46154 166		0		44		7		117		.51599 117		8		8	
TOTALS		RPI 1-25		RPI 26-50		W-L RECORDS		RPI 51-100		RPI 101-150		RPI 150+								
28-29-0		1-0-0		0-3-0		OVERALL		12-17-0		7-5-0		8-4-0								
16-15-0		0-0-0		0-3-0		HOME		7-6-0		3-2-0		6-4-0								
10-14-0		0-0-0		0-0-0		AWAY		5-11-0		4-3-0		1-0-0								
2-0-0		1-0-0		0-0-0		NEUTRAL		0-0-0		0-0-0		1-0-0								
12-14-0		1-0-0		0-0-0		NON-CONFERENCE		8-12-0		2-1-0		1-1-0								
8-8-0		0-0-0		0-0-0		HOME		7-6-0		1-1-0		0-1-0								
3-6-0		0-0-0		0-0-		AWAY		1-6-0		1-0-0		1-0-0								
1-0-0		1-0-0		0-0-0		NEUTRAL		0-0-0		0-0-0		0-0-0								
16-15-0		0-0-0		0-3-0		CONFERENCE		4-5-0		5-4-0		7-3-0								
8-7-0		0-0-0		0-3-0		HOME		0-0-0		2-1-0		6-3-0								
7-8-0		0-0-0		0-0-0		AWAY		4-5-0		3-3-0		0-0-0								
1-0-0		0-0-0		0-0-0		NEUTRAL		0-0-0		0-0-0		1-0-0								
RPI	S	Opponent		Score		RPI	S	Opponent		Score		RPI	S	Opponent		Score				
20	N	LSU		6 5		45	H	Texas St.		9 13		51	A	Louisiana Tech		2 3				
						45	H	Texas St.		8 10		51	H	Louisiana Tech		3 11				
						45	H	Texas St.		2 3		56	A	Southern Miss.		6 7				
												56	H	Southern Miss.		6 5				
												60	H	Texas		1 3				
												60	H	Texas		8 6				
												60	H	Texas		5 6				
												63	A	Sam Houston St.		2 9				
												63	A	Sam Houston St.		8 9				
												63	A	Sam Houston St.		5 7				
												72	H	Maryland		2 4				
												72	H	Maryland		2 1				
												72	H	Maryland		4 3				
												76	A	Coastal Caro.		9 11				
												76	A	Coastal Caro.		9 7				
												76	A	Coastal Caro.		10 0				
												79	A	Southeastern La.		9 8				
												79	H	Southeastern La.		8 2				
												86	A	UT Arlington		3 7				
												86	A	UT Arlington		5 9				
						LAST 10 GAMES														
						185 N Appalachian St.						6 2								
						137 A La.-Monroe						19 8								
						137 A La.-Monroe						13 9								
						137 A La.-Monroe						3 6								
						232 H Georgia St.						11 5								
						185 N Appalachian St.						6 2								
						232 H Georgia St.						16 6								
						232 H Georgia St.						2 0								

Non-Div. I Games:

Louisiana

RPI	S	Opponent	Score	
86	A	UT Arlington	8	9
88	A	Tulane	3	7
88	H	Tulane	7	6
91	A	Little Rock	4	2
91	A	Little Rock	1	4
91	A	Little Rock	16	10
94	H	LMU (CA)	3	7
94	H	LMU (CA)	1	4
94	H	LMU (CA)	5	0
232	H	Georgia St.	16	6
232	H	Georgia St.	2	0
76	A	Coastal Caro.	9	11
76	A	Coastal Caro.	9	7
76	A	Coastal Caro.	10	0

L
o
u
i
s
i
a
n
a

L
o
u
i
s
i
a
n
a

RPI	S	Opponent	Score	
259	A	Southeast Mo. St.	6	7
292	H	Ark.-Pine Bluff	11	10
296	H	Mississippi Val.	8	1

Memphis

M
e
m
p
h
i
s

M
e
m
p
h
i
s

Average RPI Win: 181		WON-LOST RECORD		WINNING PCT. RANK		LAST 10 GAMES		STRENGTH OF SCHEDULE		OPP. STRENGTH OF SCHEDULE		TEAM RPI		ADJ RPI		CONF. RPI		ADJ CONF. RPI	
DIV. I ONLY		30-23-0		.56604 97		5-5-0		150		158		126		.50996 126		18		18	
DIV. I NON-CONF.		11-11-0		.5 144		2-2-0		113		32		140		.50368 140		21		21	
TOTALS		RPI 1-25		RPI 26-50		W-L RECORDS		RPI 51-100		RPI 101-150		RPI 150+							
30-23-0		1-1-0		0-5-0		OVERALL		5-6-0		0-0-0		24-11-0							
19-11-0		0-0-0		0-3-0		HOME		5-6-0		0-0-0		14-2-0							
11-12-0		1-1-0		0-2-0		AWAY		0-0-0		0-0-0		10-9-0							
0-0-0		0-0-0		0-0-0		NEUTRAL		0-0-0		0-0-0		0-0-0							
11-11-0		1-1-0		0-5-0		NON-CONFERENCE		3-2-0		0-0-0		7-3-0							
9-5-0		0-0-0		0-3-0		HOME		3-2-0		0-0-0		6-0-0							
2-6-0		1-1-0		0-0-		AWAY		0-0-0		0-0-0		1-3-0							
0-0-0		0-0-0		0-0-0		NEUTRAL		0-0-0		0-0-0		0-0-0							
19-12-0		0-0-0		0-0-0		CONFERENCE		2-4-0		0-0-0		17-8-0							
10-6-0		0-0-0		0-0-0		HOME		2-4-0		0-0-0		8-2-0							
9-6-0		0-0-0		0-0-0		AWAY		0-0-0		0-0-0		9-6-0							
0-0-0		0-0-0		0-0-0		NEUTRAL		0-0-0		0-0-0		0-0-0							
RPI S	Opponent	Score		RPI S	Opponent	Score		RPI S	Opponent	Score		RPI S	Opponent	Score					
2 A	Vanderbilt	7	6	32 A	Indiana St.	1	8	83 H	Jacksonville	8	3	155 A	Lipscomb	8	9				
12 A	Tennessee	4	9	32 A	Indiana St.	2	3	83 H	Jacksonville	3	11	155 H	Lipscomb	12	11				
				49 H	Kentucky	5	12	83 H	Jacksonville	12	1	158 A	Southern Ill.	2	3				
				49 H	Kentucky	4	8	87 H	Evansville	10	2	158 H	Southern Ill.	12	9				
				49 H	Kentucky	1	11	90 H	Morehead St.	9	1	160 A	Western Ky.	5	3				
								90 H	Morehead St.	7	6	160 H	Western Ky.	20	12				
								90 H	Morehead St.	3	4	177 A	Eastern Ill.	6	3				
								98 H	Bradley	3	5	177 A	Eastern Ill.	29	5				
								100 H	Jacksonville St.	8	13	177 A	Eastern Ill.	13	9				
								100 H	Jacksonville St.	3	4	191 A	UT Martin	22	11				
								100 H	Jacksonville St.	5	14	191 A	UT Martin	5	4				
												191 A	UT Martin	3	6				
												193 A	Murray St.	3	11				
												193 A	Murray St.	0	4				
												193 A	Murray St.	2	0				
												193 H	Murray St.	3	8				
												199 A	Eastern Ky.	3	9				
												199 A	Eastern Ky.	3	11				
												199 A	Eastern Ky.	8	1				
												202 H	Belmont	3	11				
												202 H	Belmont	11	3				
												202 H	Belmont	14	2				
				LAST 10 GAMES								223 A	Middle Tenn.	1	7				
				100 H	Jacksonville St.	8	13	177 A	Eastern Ill.	29	5	223 H	Middle Tenn.	10	3				
				100 H	Jacksonville St.	5	14	177 A	Eastern Ill.	13	9	236 H	Northern Ill.	8	3				
				100 H	Jacksonville St.	3	4	12 A	Tennessee	4	9	236 H	Northern Ill.	15	3				
				160 H	Western Ky.	20	12	83 H	Jacksonville	8	3	236 H	Northern Ill.	15	3				
				177 A	Eastern Ill.	6	3	83 H	Jacksonville	3	11	237 H	Tennessee Tech	10	4				

Non-Div. I Games:

Austin Peay

RPI	S	Opponent	Score	
237	H	Tennessee Tech	6	0
237	H	Tennessee Tech	8	1
239	H	SIUE	6	1
239	H	SIUE	13	11
239	H	SIUE	7	1
259	A	Southeast Mo. St.	4	7
259	A	Southeast Mo. St.	10	2
259	A	Southeast Mo. St.	4	2

Austin Peay

A
u
s
t
i
n
P
e
a
y

A
u
s
t
i
n
P
e
a
y

Average RPI Win: 207		WON-LOST	WINNING	LAST 10	STRENGTH OF	OPP. STRENGTH	TEAM	ADJ	CONF.	ADJ CONF.				
Average RPI Loss: 126		RECORD	PCT. RANK	GAMES	SCHEDULE	OF SCHEDULE	RPI	RPI	RPI	RPI				
DIV. I ONLY		29-22-0	.56863	95	8-2-0	215	195	127	.50874	127	23	23		
DIV. I NON-CONF.		12-14-0	.46154	166	0-1-0	155	77	127	.51042	126	24	24		
<hr/>														
TOTALS		RPI 1-25	RPI 26-50		W-L RECORDS	RPI 51-100		RPI 101-150		RPI 150+				
29-22-0	0-7-0		1-0-0		OVERALL	2-3-0		4-4-0		22-8-0				
14-5-0	0-0-0		0-0-0		HOME	2-2-0		4-2-0		8-1-0				
14-16-0	0-6-0		1-0-0		AWAY	0-1-0		0-2-0		13-7-0				
1-1-0	0-1-0		0-0-0		NEUTRAL	0-0-0		0-0-0		1-0-0				
<hr/>														
12-14-0	0-7-0		1-0-0		NON-CONFERENCE	0-2-0		3-1-0		8-4-0				
6-1-0	0-0-0		0-0-0		HOME	0-1-0		3-0-0		3-0-0				
5-12-0	0-6-0		1-0-		AWAY	0-1-0		0-1-0		4-4-0				
1-1-0	0-1-0		0-0-0		NEUTRAL	0-0-0		0-0-0		1-0-0				
<hr/>														
17-8-0	0-0-0		0-0-0		CONFERENCE	2-1-0		1-3-0		14-4-0				
8-4-0	0-0-0		0-0-0		HOME	2-1-0		1-2-0		5-1-0				
9-4-0	0-0-0		0-0-0		AWAY	0-0-0		0-1-0		9-3-0				
0-0-0	0-0-0		0-0-0		NEUTRAL	0-0-0		0-0-0		0-0-0				
<hr/>														
RPI	S	Opponent	Score		RPI	S	Opponent	Score		RPI	S	Opponent	Score	
15	A	West Virginia	4	8	31	A	Indiana	9	8	76	A	Coastal Caro.	2	8
15	A	West Virginia	2	6						78	H	Wright St.	5	7
15	A	West Virginia	7	9						89	H	Central Mich.	12	4
19	N	NC State	2	3						89	H	Central Mich.	4	7
24	A	DBU	4	8						89	H	Central Mich.	10	4
24	A	DBU	0	3										
24	A	DBU	1	8										

Non-Div. I Games: Malone 14 6

Kent St.

RPI	S	Opponent	Score	
255	H	Toledo	5	2
255	H	Toledo	11	5
271	A	The Citadel	11	2
276	A	Bowling Green	4	3
276	A	Bowling Green	18	9
276	A	Bowling Green	2	6
278	A	Youngstown St.	3	4
278	H	Youngstown St.	10	5
287	A	Eastern Mich.	4	0
287	A	Eastern Mich.	9	7
287	A	Eastern Mich.	5	4

Kent St.

K
e
n
t
S
t
.

K
e
n
t
S
t
.

RPI	S	Opponent	Score	
239	H	SIUE	13	5
239	H	SIUE	8	3
264	A	Alabama St.	10	6
264	H	Alabama St.	12	9
290	H	Alabama A&M	8	16

UAB

U
A
B

U
A
B

[illegible]

Non-Div. I Games:

UNLV

RPI	S	Opponent	Score	
219	H	UC Riverside	11	7
219	H	UC Riverside	12	7
229	H	CSU Bakersfield	6	1
277	H	Seattle U	0	4
277	H	Seattle U	11	10
277	H	Seattle U	8	5

UNLV

U
N
L
V

U
N
L
V

Average RPI Win: 153		WON-LOST	WINNING	LAST 10	STRENGTH OF		OPP. STRENGTH	TEAM	ADJ	CONF.	ADJ CONF.
Average RPI Loss: 130		RECORD	PCT. RANK	GAMES	SCHEDULE		OF SCHEDULE	RPI	RPI	RPI	RPI
DIV. I ONLY		29-25-0	.53704	126	6-4-0		161	113	130	.50528	130
DIV. I NON-CONF.		10-14-0	.41667	194	0-1-0		195	92	212	.46776	212
TOTALS		RPI 1-25	RPI 26-50		W-L RECORDS		RPI 51-100		RPI 101-150		RPI 150+
29-25-0	1-0-0	2-3-0		OVERALL		6-6-0		3-5-0		17-11-0	
18-11-0	0-0-0	2-3-0		HOME		4-3-0		2-1-0		10-4-0	
11-13-0	1-0-0	0-0-0		AWAY		2-2-0		1-4-0		7-7-0	
0-1-0	0-0-0	0-0-0		NEUTRAL		0-1-0		0-0-0		0-0-0	
10-14-0	1-0-0	2-3-0		NON-CONFERENCE		1-5-0		0-2-0		6-4-0	
6-8-0	0-0-0	2-3-0		HOME		1-3-0		0-0-0		3-2-0	
4-5-0	1-0-0	0-0-0		AWAY		0-1-0		0-2-0		3-2-0	
0-1-0	0-0-0	0-0-0		NEUTRAL		0-1-0		0-0-0		0-0-0	
19-11-0	0-0-0	0-0-0		CONFERENCE		5-1-0		3-3-0		11-7-0	
12-3-0	0-0-0	0-0-0		HOME		3-0-0		2-1-0		7-2-0	
7-8-0	0-0-0	0-0-0		AWAY		2-1-0		1-2-0		4-5-0	
0-0-0	0-0-0	0-0-0		NEUTRAL		0-0-0		0-0-0		0-0-0	
RPI S	Opponent	Score		RPI S	Opponent	Score		RPI S	Opponent	Score	
8 A	Oklahoma St.	8	4	29 H	Illinois St.	6	4	63 H	Sam Houston St.	6	2
				29 H	Illinois St.	3	6	63 H	Sam Houston St.	4	1
				29 H	Illinois St.	4	1	63 H	Sam Houston St.	6	1
				29 H	Illinois St.	0	8	79 A	Southeastern La.	3	1
				30 H	Missouri	0	4	79 A	Southeastern La.	3	2
								79 A	Southeastern La.	2	3
								91 A	Little Rock	2	4
								91 H	Little Rock	1	5
								91 N	Little Rock	1	5
								98 H	Bradley	3	4
								98 H	Bradley	2	5
								98 H	Bradley	13	9
								101 H	McNeese	4	2
								101 H	McNeese	1	2
								101 H	McNeese	5	1
								109 A	Incarnate Word	7	10
								109 A	Incarnate Word	5	4
								109 A	Incarnate Word	6	14
								136 A	Missouri St.	7	9
								136 A	Missouri St.	3	15
								160 A	A&M-Corpus Christi	6	7
								160 A	A&M-Corpus Christi	4	5
								160 A	A&M-Corpus Christi	8	9
								167 A	Arkansas St.	4	6
								167 H	Arkansas St.	6	9
								171 H	SFA	9	3
								171 H	SFA	1	3
								171 H	SFA	7	0
								176 H	South Dakota St.	8	3
								176 H	South Dakota St.	5	7
								190 H	Nicholls St.	4	3
								190 H	Nicholls St.	1	2
								190 H	Nicholls St.	5	0
								197 H	Abilene Christian	11	3
								197 H	Abilene Christian	10	4
								197 H	Abilene Christian	4	1
								204 H	Oral Roberts	9	3
								210 A	Lamar University	4	3
								210 A	Lamar University	7	2
								197 H	Abilene Christian	11	3
								197 H	Abilene Christian	10	4
								197 H	Abilene Christian	4	1
								204 H	Oral Roberts	9	3
								210 A	Lamar University	4	3
								210 A	Lamar University	7	2

Non-Div. I Games:

Central Ark.

RPI	S	Opponent	Score	
210	A	Lamar University	2	3
220	A	Houston Baptist	2	4
220	A	Houston Baptist	4	1
220	A	Houston Baptist	2	1
237	A	Tennessee Tech	11	5
237	A	Tennessee Tech	2	3
237	A	Tennessee Tech	9	7
292	A	Ark.-Pine Bluff	13	3
292	H	Ark.-Pine Bluff	8	1

Central Ark.

C
e
n
t
r
a
l
A
r
k
.

C
e
n
t
r
a
l
A
r
k
.

Average RPI Win:		150	WON-LOST RECORD		WINNING PCT. RANK		LAST 10 GAMES		STRENGTH OF SCHEDULE		OPP. STRENGTH OF SCHEDULE		TEAM RPI		ADJ RPI		CONF. RPI		ADJ CONF. RPI			
DIV. I ONLY			26-28-0		.48148 171		6-4-0		86		96		131		.50383 131		11		11			
DIV. I NON-CONF.			13-12-0		.52 136		2-0-0		93		73		132		.50793 132		11		11			
TOTALS		RPI 1-25		RPI 26-50		W-L RECORDS		RPI 51-100		RPI 101-150		RPI 150+										
26-28-0		0-3-0		2-6-0		OVERALL		5-8-0		6-4-0		13-7-0										
16-16-0		0-0-0		2-4-0		HOME		4-5-0		2-2-0		8-5-0										
10-12-0		0-3-0		0-2-0		AWAY		1-3-0		4-2-0		5-2-0										
0-0-0		0-0-0		0-0-0		NEUTRAL		0-0-0		0-0-0		0-0-0										
13-12-0		0-3-0		1-4-0		NON-CONFERENCE		2-2-0		2-2-0		8-1-0										
10-7-0		0-0-0		1-2-0		HOME		1-2-0		2-2-0		6-1-0										
3-5-0		0-3-0		0-0-		AWAY		1-0-0		0-0-0		2-0-0										
0-0-0		0-0-0		0-0-0		NEUTRAL		0-0-0		0-0-0		0-0-0										
13-16-0		0-0-0		1-2-0		CONFERENCE		3-6-0		4-2-0		5-6-0										
6-9-0		0-0-0		1-2-0		HOME		3-3-0		0-0-0		2-4-0										
7-7-0		0-0-0		0-0-0		AWAY		0-3-0		4-2-0		3-2-0										
0-0-0		0-0-0		0-0-0		NEUTRAL		0-0-0		0-0-0		0-0-0										
RPI	S	Opponent		Score		RPI	S	Opponent		Score		RPI	S	Opponent		Score						
17	A	Auburn		0	6	30	H	Missouri		11	12	51	A	Louisiana Tech		7	8	101	H	McNeese	5	16
17	A	Auburn		3	8	37	H	Fla. Atlantic		4	1	51	A	Louisiana Tech		3	6	101	H	McNeese	3	12
17	A	Auburn		0	5	37	H	Fla. Atlantic		2	6	51	A	Louisiana Tech		2	4	101	H	McNeese	5	2
						37	H	Fla. Atlantic		5	8	56	H	Southern Miss.		6	14	109	H	Incarnate Word	6	4
						42	A	Houston		2	4	56	H	Southern Miss.		6	5	128	A	UAB	4	1
						45	A	Texas St.		1	14	56	H	Southern Miss.		12	2	128	A	UAB	3	7
						45	H	Texas St.		3	8	60	A	Texas		10	7	128	A	UAB	12	1
						45	H	Texas St.		8	5	64	H	Old Dominion		4	3	143	A	Rice	6	8
												64	H	Old Dominion		13	14	143	A	Rice	9	3
												64	H	Old Dominion		6	10	143	A	Rice	4	2
												98	H	Bradley		2	3	160	A	A&M-Corpus Christi	16	4
												98	H	Bradley		3	4	160	H	Western Ky.	17	12
												98	H	Bradley		7	2	160	H	Western Ky.	2	4
																		160	H	A&M-Corpus Christi	10	7
																		160	H	Western Ky.	3	5
																		178	A	Marshall	11	7
																		178	A	Marshall	2	3
																		210	H	Lamar University	25	2
																		213	A	Charlotte	4	5
																		213	A	Charlotte	5	2
																		213	A	Charlotte	4	3
																		220	A	Houston Baptist	14	6
																		220	H	Houston Baptist	11	8
																		223	H	Middle Tenn.	10	4
																		223	H	Middle Tenn.	4	7
																		223	H	Middle Tenn.	4	9
																		260	H	Dartmouth	3	4
				LAST 10 GAMES																		
				213	A	Charlotte	4	5	37	H	Fla. Atlantic	5	8									
				213	A	Charlotte	5	2	109	H	Incarnate Word	6	4									
				213	A	Charlotte	4	3	178	A	Marshall	2	3									
				37	H	Fla. Atlantic	2	6	178	A	Marshall	11	7									
				37	H	Fla. Atlantic	4	1	45	H	Texas St.	8	5									

Non-Div. I Games:

UTSA

RPI	S	Opponent	Score	
260	H	Dartmouth	10	0
260	H	Dartmouth	12	3
260	H	Dartmouth	9	5

UTSA

U
T
S
A

U
T
S
A

[illegible]

Non-Div. I Games:

Rhode Island

Rhode Island

Average RPI Win:		207	WON-LOST RECORD		WINNING PCT. RANK	LAST 10 GAMES	STRENGTH OF SCHEDULE		OPP. STRENGTH OF SCHEDULE	TEAM RPI	ADJ RPI	CONF. RPI	ADJ CONF. RPI
Average RPI Loss:		141											
DIV. I ONLY			33-22-0		.6 69	6-4-0	225		203	133	.50359 133	24	24
DIV. I NON-CONF.			15-13-0		.53571 130	1-1-0	201		166	162	.49147 162	25	25
TOTALS		RPI 1-25	RPI 26-50		W-L RECORDS		RPI 51-100		RPI 101-150		RPI 150+		
33-22-0		1-2-0	1-2-0		OVERALL		0-2-0		8-7-0		23-9-0		
22-7-0		0-0-0	1-0-0		HOME		0-1-0		6-4-0		15-2-0		
11-15-0		1-2-0	0-2-0		AWAY		0-1-0		2-3-0		8-7-0		
0-0-0		0-0-0	0-0-0		NEUTRAL		0-0-0		0-0-0		0-0-0		
15-13-0		1-2-0	1-2-0		NON-CONFERENCE		0-2-0		1-2-0		12-5-0		
14-3-0		0-0-0	1-0-0		HOME		0-1-0		1-0-0		12-2-0		
1-10-0		1-2-0	0-0-		AWAY		0-1-0		0-2-0		0-3-0		
0-0-0		0-0-0	0-0-0		NEUTRAL		0-0-0		0-0-0		0-0-0		
18-9-0		0-0-0	0-0-0		CONFERENCE		0-0-0		7-5-0		11-4-0		
8-4-0		0-0-0	0-0-0		HOME		0-0-0		5-4-0		3-0-0		
10-5-0		0-0-0	0-0-0		AWAY		0-0-0		2-1-0		8-4-0		
0-0-0		0-0-0	0-0-0		NEUTRAL		0-0-0		0-0-0		0-0-0		
RPI S	Opponent	Score	RPI S	Opponent	Score	RPI S	Opponent	Score	RPI S	Opponent	Score		
1 A	UCLA	1 2	29 A	Illinois St.	1 2	68 A	Saint Mary's (CA)	1 10	103 H	UTRGV	7 1		
1 A	UCLA	2 1	34 A	California	4 12	68 H	Saint Mary's (CA)	3 6	103 H	UTRGV	5 4		
1 A	UCLA	0 6	34 H	California	6 0				103 H	UTRGV	3 5		
									104 H	New Mexico St.	4 3		
									104 H	New Mexico St.	2 3		
									104 H	New Mexico St.	4 12		
									116 A	Nevada	2 6		
									116 H	Nevada	4 3		
									118 H	Grand Canyon	2 1		
									118 H	Grand Canyon	3 2		
									118 H	Grand Canyon	2 5		
									120 A	California Baptist	5 6		
									120 A	California Baptist	1 0		
									120 A	California Baptist	21 10		
									122 A	San Francisco	2 3		
									159 A	Pacific	3 6		
									159 A	Pacific	3 11		
									159 H	Pacific	2 6		
									159 H	Pacific	5 2		
									182 H	San Jose St.	7 2		
									228 H	UC Davis	8 2		
									229 H	CSU Bakersfield	10 7		
									229 H	CSU Bakersfield	4 3		
									229 H	CSU Bakersfield	5 4		
									253 H	Towson	13 4		
									253 H	Towson	5 0		
									253 H	Towson	1 0		
			LAST 10 GAMES										
			118 H	Grand Canyon	3 2	270 A	Utah Valley	5 4	229 H	CSU Bakersfield	4 3		
			118 H	Grand Canyon	2 1	270 A	Utah Valley	2 6	229 H	CSU Bakersfield	5 4		
			118 H	Grand Canyon	2 5	116 H	Nevada	4 3	253 H	Towson	13 4		
			68 H	Saint Mary's (CA)	3 6	286 A	Northern Colo.	12 2	253 H	Towson	5 0		
			270 A	Utah Valley	4 14	286 A	Northern Colo.	15 10	253 H	Towson	1 0		

Non-Div. I Games:

Sacramento St.

RPI	S	Opponent	Score	
253	H	Towson	12	2
263	H	North Dakota St.	2	1
263	H	North Dakota St.	1	9
263	H	North Dakota St.	8	3
270	A	Utah Valley	2	6
270	A	Utah Valley	5	4
270	A	Utah Valley	4	14
275	A	Santa Clara	0	11
277	A	Seattle U	2	4
277	A	Seattle U	6	2
277	A	Seattle U	9	3
285	H	Rider	6	3
285	H	Rider	7	0
285	H	Rider	5	4
286	A	Northern Colo.	12	2
286	A	Northern Colo.	15	10
286	A	Northern Colo.	6	8
288	A	Chicago St.	13	3
288	A	Chicago St.	7	5
288	A	Chicago St.	10	1

Sacramento St.

S
a
c
r
a
m
e
n
t
o
s
t
.

Average RPI Win:	171	WON-LOST RECORD	WINNING PCT. RANK	LAST 10 GAMES	STRENGTH OF SCHEDULE	OPP. STRENGTH OF SCHEDULE	TEAM RPI	ADJ RPI	CONF. RPI	ADJ CONF. RPI	
DIV. I ONLY		24-24-0	.5 145	6-4-0	156	172	134	.50313 134	19	19	
DIV. I NON-CONF.		10-11-0	.47619 161	1-2-0	63	116	95	.53008 95	19	19	
<hr/>											
TOTALS	RPI 1-25	RPI 26-50		W-L RECORDS	RPI 51-100		RPI 101-150		RPI 150+		
24-24-0	0-2-0	1-1-0		OVERALL	2-3-0		9-9-0		12-9-0		
10-9-0	0-0-0	1-0-0		HOME	1-2-0		4-2-0		4-5-0		
14-14-0	0-2-0	0-1-0		AWAY	1-0-0		5-7-0		8-4-0		
0-1-0	0-0-0	0-0-0		NEUTRAL	0-1-0		0-0-0		0-0-0		
10-11-0	0-2-0	1-1-0		NON-CONFERENCE	1-1-0		3-3-0		5-4-0		
5-2-0	0-0-0	1-0-0		HOME	0-0-0		3-0-0		1-2-0		
5-8-0	0-2-0	0-0-		AWAY	1-0-0		0-3-0		4-2-0		
0-1-0	0-0-0	0-0-0		NEUTRAL	0-1-0		0-0-0		0-0-0		
14-13-0	0-0-0	0-0-0		CONFERENCE	1-2-0		6-6-0		7-5-0		
5-7-0	0-0-0	0-0-0		HOME	1-2-0		1-2-0		3-3-0		
9-6-0	0-0-0	0-0-0		AWAY	0-0-0		5-4-0		4-2-0		
0-0-0	0-0-0	0-0-0		NEUTRAL	0-0-0		0-0-0		0-0-0		
<hr/>											
RPI S	Opponent	Score	RPI S	Opponent	Score	RPI S	Opponent	Score	RPI S	Opponent	Score
12 A	Tennessee	0 5	43 A	Clemson	2 10	54 N	Wake Forest	7 9	113 H	Radford	6 7
21 A	North Carolina	8 18	43 H	Clemson	9 7	69 H	Campbell	9 8	113 H	Radford	7 9
						69 H	Campbell	5 10	113 H	Radford	6 1
						69 H	Campbell	3 11	123 A	Winthrop	1 7
						77 A	South Carolina	10 2	123 A	Winthrop	8 1
									123 A	Winthrop	0 2
									137 A	Wofford	5 7
									137 A	Wofford	5 14
									137 A	Wofford	2 6
									140 H	Navy	1 0
									140 H	Navy	3 2
									140 H	Navy	5 3
									146 A	High Point	10 2
									146 A	High Point	8 0
									146 A	High Point	9 1
									148 A	Presbyterian	5 6
									148 A	Presbyterian	5 4
									148 A	Presbyterian	6 11
									153 H	Davidson	10 1
									168 A	Furman	2 7
									168 A	Furman	5 3
									168 H	Furman	3 18
									185 A	Appalachian St.	3 24
									185 A	Appalachian St.	12 3
									198 A	Western Caro.	5 4
									198 H	Western Caro.	3 4
									213 A	Charlotte	11 4
<hr/>											
			LAST 10 GAMES								
			258 H	UNC Asheville	14 6	146 A	High Point	9 1	185 A	Appalachian St.	3 24
			258 H	UNC Asheville	11 4	43 H	Clemson	9 7	185 A	Appalachian St.	12 3
			258 H	UNC Asheville	2 3	43 A	Clemson	2 10	198 A	Western Caro.	5 4
			146 A	High Point	10 2	54 N	Wake Forest	7 9	198 H	Western Caro.	3 4
			146 A	High Point	8 0	113 H	Radford	6 7	213 A	Charlotte	11 4

Non-Div. I Games:	Limestone	11	9
--------------------------	------------------	-----------	----------

Gardner-Webb

RPI	S	Opponent	Score	
234	A	USC Upstate	9	7
234	A	USC Upstate	7	6
234	A	USC Upstate	19	11
248	A	Charleston So.	8	3
248	A	Charleston So.	6	8
248	A	Charleston So.	3	10
258	H	UNC Asheville	14	6
258	H	UNC Asheville	11	4
258	H	UNC Asheville	2	3
289	H	Longwood	9	5
289	H	Longwood	2	3
289	H	Longwood	7	9

Gardner-Webb

G
a
r
d
n
e
r
-
W
e
b
b

G
a
r
d
n
e
r
-
W
e
b
b

Average RPI Win:	175	WON-LOST	WINNING	LAST 10	STRENGTH OF	OPP. STRENGTH	TEAM	ADJ	CONF.	ADJ CONF.	
Average RPI Loss:	137	RECORD	PCT. RANK	GAMES	SCHEDULE	OF SCHEDULE	RPI	RPI	RPI	RPI	
DIV. I ONLY	31-24-0	.56364	103	7-3-0	204	152	135	.50301	135	7	7
DIV. I NON-CONF.	19-11-0	.63333	78	2-0-0	229	236	121	.51359	120	7	7
TOTALS	RPI 1-25	RPI 26-50	W-L RECORDS		RPI 51-100	RPI 101-150		RPI 150+			
31-24-0	0-0-0	2-2-0	OVERALL		5-6-0	2-5-0		22-11-0			
15-10-0	0-0-0	2-1-0	HOME		3-2-0	1-4-0		9-3-0			
12-11-0	0-0-0	0-0-0	AWAY		2-4-0	1-1-0		9-6-0			
4-3-0	0-0-0	0-1-0	NEUTRAL		0-0-0	0-0-0		4-2-0			
19-11-0	0-0-0	0-1-0	NON-CONFERENCE		2-0-0	2-2-0		15-8-0			
10-3-0	0-0-0	0-0-0	HOME		2-0-0	1-1-0		7-2-0			
5-6-0	0-0-0	0-0-	AWAY		0-0-0	1-1-0		4-5-0			
4-2-0	0-0-0	0-1-0	NEUTRAL		0-0-0	0-0-0		4-1-0			
12-13-0	0-0-0	2-1-0	CONFERENCE		3-6-0	0-3-0		7-3-0			
5-7-0	0-0-0	2-1-0	HOME		1-2-0	0-3-0		2-1-0			
7-5-0	0-0-0	0-0-0	AWAY		2-4-0	0-0-0		5-1-0			
0-1-0	0-0-0	0-0-0	NEUTRAL		0-0-0	0-0-0		0-1-0			
RPI S	Opponent	Score	RPI S	Opponent	Score	RPI S	Opponent	Score	RPI S	Opponent	Score
			39 N	BYU	1 5	65 A	Minnesota	2 11	110 H	Cincinnati	5 9
			46 H	Michigan	10 4	65 A	Minnesota	2 3	117 A	FGCU	2 0
			46 H	Michigan	2 6	65 A	Minnesota	4 5	121 H	Northwestern	5 13
			46 H	Michigan	10 5	70 H	Xavier	8 5	121 H	Northwestern	2 7
						72 A	Maryland	10 9	121 H	Northwestern	4 10
						72 A	Maryland	5 1	137 A	Wofford	6 8
						72 A	Maryland	8 14	149 H	Dayton	4 2
						78 H	Wright St.	6 5	155 H	Lipscomb	3 9
						97 H	Iowa	5 1	155 H	Lipscomb	7 6
						97 H	Iowa	2 4	155 H	Lipscomb	14 3
						97 H	Iowa	4 11	160 A	A&M-Corpus Christi	7 8
									160 A	A&M-Corpus Christi	2 3
									166 N	Michigan St.	1 7
									168 A	Furman	10 11
									179 N	Seton Hall	5 3
									179 N	Seton Hall	6 0
									179 N	Seton Hall	4 3
									186 A	Rutgers	2 3
									186 A	Rutgers	2 0
									186 A	Rutgers	5 3
									189 H	Penn St.	4 2
									189 H	Penn St.	2 0
									189 H	Penn St.	6 10
									198 N	Western Caro.	5 8
									204 N	Oral Roberts	8 3
									218 A	Purdue	13 11
									218 A	Purdue	6 1

Non-Div. I Games:

Ohio St.

RPI	S	Opponent	Score	
218	A	Purdue	7	0
221	H	Hawaii	7	5
221	H	Hawaii	3	15
221	H	Hawaii	6	4
221	H	Hawaii	6	5
222	A	Ohio	10	8
255	H	Toledo	9	4
265	A	Bethune-Cookman	16	9
265	A	Bethune-Cookman	3	8
265	A	Bethune-Cookman	6	0
265	A	Bethune-Cookman	3	4
278	A	Youngstown St.	7	4
279	H	Northern Ky.	10	8

Ohio St.

O
h
i
o
s
t
.

O
h
i
o
s
t
.

Average RPI Win: 149		WON-LOST	WINNING	LAST 10	STRENGTH OF		OPP. STRENGTH	TEAM	ADJ	CONF.	ADJ CONF.
Average RPI Loss: 68		RECORD	PCT. RANK	GAMES	SCHEDULE		OF SCHEDULE	RPI	RPI	RPI	RPI
DIV. I ONLY		20-34-0	.37037	238	7-3-0		45	93	136	.50234	136
DIV. I NON-CONF.		9-23-0	.28125	251	0-1-0		15	80	159	.49318	159
TOTALS		RPI 1-25	RPI 26-50		W-L RECORDS		RPI 51-100		RPI 101-150		RPI 150+
20-34-0		2-6-0	3-12-0		OVERALL		1-9-0		2-2-0		12-5-0
11-12-0		2-2-0	2-4-0		HOME		0-5-0		2-0-0		5-1-0
7-19-0		0-4-0	1-7-0		AWAY		1-4-0		0-0-0		5-4-0
2-3-0		0-0-0	0-1-0		NEUTRAL		0-0-0		0-2-0		2-0-0
9-23-0		0-5-0	1-8-0		NON-CONFERENCE		0-4-0		2-2-0		6-4-0
4-7-0		0-1-0	0-3-0		HOME		0-2-0		2-0-0		2-1-0
4-13-0		0-4-0	1-0-		AWAY		0-2-0		0-0-0		3-3-0
1-3-0		0-0-0	0-1-0		NEUTRAL		0-0-0		0-2-0		1-0-0
11-11-0		2-1-0	2-4-0		CONFERENCE		1-5-0		0-0-0		6-1-0
7-5-0		2-1-0	2-1-0		HOME		0-3-0		0-0-0		3-0-0
3-6-0		0-0-0	0-3-0		AWAY		1-2-0		0-0-0		2-1-0
1-0-0		0-0-0	0-0-0		NEUTRAL		0-0-0		0-0-0		1-0-0
RPI S	Opponent	Score	RPI S	Opponent	Score	RPI S	Opponent	Score	RPI S	Opponent	Score
6 H	Arkansas	2 8	29 A	Illinois St.	5 7	61 A	Kansas	6 11	112 N	Cal St. Fullerton	0 7
8 A	Oklahoma St.	2 13	29 A	Illinois St.	1 7	61 H	Kansas	5 9	116 N	Nevada	4 16
11 A	UC Santa Barbara	3 5	29 A	Illinois St.	3 5	82 H	Wichita St.	4 9	130 H	Central Ark.	9 7
11 A	UC Santa Barbara	3 7	30 A	Missouri	2 6	87 A	Evansville	10 9	130 H	Central Ark.	15 3
11 A	UC Santa Barbara	1 11	30 H	Missouri	6 14	87 A	Evansville	3 4	157 H	New Orleans	6 1
24 H	DBU	4 3	32 H	Indiana St.	6 5	87 A	Evansville	3 4	157 H	New Orleans	8 3
24 H	DBU	6 0	32 H	Indiana St.	0 12	93 A	San Diego	4 14	157 H	New Orleans	12 20
24 H	DBU	1 6	32 H	Indiana St.	1 0	98 H	Bradley	5 6	158 A	Southern Ill.	2 4
			36 A	Oklahoma	11 8	98 H	Bradley	9 10	158 A	Southern Ill.	13 4
			36 A	Oklahoma	1 6	98 H	Bradley	9 16	158 A	Southern Ill.	10 5
			36 A	Oklahoma	2 11				167 A	Arkansas St.	4 6
			38 N	Fresno St.	2 3				167 A	Arkansas St.	4 16
			45 A	Texas St.	0 10				167 A	Arkansas St.	2 14
			50 H	UC Irvine	1 4				173 N	Utah	6 2
			50 H	UC Irvine	2 3				193 A	Murray St.	15 10
									204 A	Oral Roberts	11 2
									254 H	Valparaiso	5 4
									254 H	Valparaiso	11 4
									254 H	Valparaiso	8 6
									254 N	Valparaiso	7 1
									259 A	Southeast Mo. St.	8 2
			LAST 10 GAMES								
			254 N	Valparaiso	7 1	87 A	Evansville	10 9			
			254 H	Valparaiso	8 6	87 A	Evansville	3 4			
			254 H	Valparaiso	11 4	82 H	Wichita St.	4 9			
			254 H	Valparaiso	5 4	24 H	DBU	6 0			
			87 A	Evansville	3 4	24 H	DBU	4 3			

Non-Div. I Games:

Missouri St.

Average RPI Win:		157	WON-LOST RECORD		WINNING PCT. RANK		LAST 10 GAMES		STRENGTH OF SCHEDULE		OPP. STRENGTH OF SCHEDULE		TEAM RPI		ADJ RPI		CONF. RPI		ADJ CONF. RPI				
Average RPI Loss:		92																					
DIV. I ONLY			25-29-0		.46296 186		5-5-0		88		105		137		.50207 137		10		10				
DIV. I NON-CONF.			12-12-0		.5 144		0		64		162		115		.51726 115		8		8				
TOTALS		RPI 1-25		RPI 26-50		W-L RECORDS		RPI 51-100		RPI 101-150		RPI 150+											
25-29-0		0-3-0		0-3-0		OVERALL		6-11-0		6-8-0		13-4-0											
13-13-0		0-0-0		0-0-0		HOME		5-8-0		3-4-0		5-1-0											
8-14-0		0-2-0		0-3-0		AWAY		1-3-0		1-3-0		6-3-0											
4-2-0		0-1-0		0-0-0		NEUTRAL		0-0-0		2-1-0		2-0-0											
12-12-0		0-3-0		0-0-0		NON-CONFERENCE		1-4-0		3-4-0		8-1-0											
7-4-0		0-0-0		0-0-0		HOME		0-1-0		2-2-0		5-1-0											
2-6-0		0-2-0		0-0-		AWAY		1-3-0		0-1-0		1-0-0											
3-2-0		0-1-0		0-0-0		NEUTRAL		0-0-0		1-1-0		2-0-0											
13-17-0		0-0-0		0-3-0		CONFERENCE		5-7-0		3-4-0		5-3-0											
6-9-0		0-0-0		0-0-0		HOME		5-7-0		1-2-0		0-0-0											
6-8-0		0-0-0		0-3-0		AWAY		0-0-0		1-2-0		5-3-0											
1-0-0		0-0-0		0-0-0		NEUTRAL		0-0-0		1-0-0		0-0-0											
RPI	S	Opponent		Score		RPI	S	Opponent		Score		RPI	S	Opponent		Score		RPI	S	Opponent		Score	
4	A	Mississippi St.		8	21	45	A	Texas St.		1	5	51	A	Louisiana Tech		9	4	101	H	McNeese		2	10
12	N	Tennessee		2	7	45	A	Texas St.		1	13	51	H	Louisiana Tech		0	5	101	H	McNeese		10	5
20	A	LSU		7	12	45	A	Texas St.		5	6	56	A	Southern Miss.		4	5	101	H	McNeese		12	13
												75	H	Ga. Southern		8	9	105	N	South Alabama		12	7
												75	H	Ga. Southern		8	5	106	A	Troy		4	10
												75	H	Ga. Southern		4	2	106	A	Troy		14	6
												76	H	Coastal Caro.		2	14	106	A	Troy		4	15
												76	H	Coastal Caro.		3	13	108	A	Northwestern St.		0	15
												76	H	Coastal Caro.		7	15	108	H	Northwestern St.		8	4
												79	A	Southeastern La.		3	10	111	N	North Florida		7	4
												79	A	Southeastern La.		1	7	119	N	Air Force		0	1
												86	H	UT Arlington		6	3	124	H	Louisiana		8	19
												86	H	UT Arlington		2	10	124	H	Louisiana		9	13
												86	H	UT Arlington		8	0	124	H	Louisiana		6	3
												91	H	Little Rock		3	7	160	N	Western Ky.		4	3
												91	H	Little Rock		5	2	163	N	Army West Point		10	3
												91	H	Little Rock		2	4	167	A	Arkansas St.		11	4
																		167	A	Arkansas St.		4	2
																		167	A	Arkansas St.		3	4
																		185	A	Appalachian St.		8	10
																		185	A	Appalachian St.		2	3
																		203	A	Southern U.		5	4
																		203	H	Southern U.		10	6
																		232	A	Georgia St.		9	3
																		232	A	Georgia St.		16	8
																		232	A	Georgia St.		10	3
																		239	H	SIUE		4	1
LAST 10 GAMES																							
				105 N South Alabama		12 7				106 A Troy		14 6				203 H Southern U.		10 6					
				124 H Louisiana		8 19				106 A Troy		4 15				232 A Georgia St.		9 3					
				124 H Louisiana		9 13				86 H UT Arlington		6 3				232 A Georgia St.		16 8					
				124 H Louisiana		6 3				86 H UT Arlington		8 0				232 A Georgia St.		10 3					
				106 A Troy		4 10				86 H UT Arlington		2 10				239 H SIUE		4 1					

Non-Div. I Games:

La.-Monroe

RPI	S	Opponent	Score	
239	H	SIUE	4	12
239	H	SIUE	12	3
267	H	Jackson St.	10	1
295	H	Alcorn	11	4

La.-Monroe

L
a
.
-
M
o
n
r
o
e

L
a
.
-
M
o
n
r
o
e

Average RPI Win: 190		WON-LOST	WINNING	LAST 10	STRENGTH OF		OPP. STRENGTH	TEAM	ADJ	CONF.	ADJ CONF.
Average RPI Loss: 146		RECORD	PCT. RANK	GAMES	SCHEDULE		OF SCHEDULE	RPI	RPI	RPI	RPI
DIV. I ONLY		33-23-0	.58929	76	7-3-0		179	207	137	.50207	137
DIV. I NON-CONF.		19-14-0	.57576	108	1-0-0		186	262	165	.49072	165
TOTALS		RPI 1-25	RPI 26-50		W-L RECORDS		RPI 51-100		RPI 101-150		RPI 150+
33-23-0	0-0-0	0-0-0		OVERALL		5-8-0		8-7-0		20-8-0	
22-13-0	0-0-0	0-0-0		HOME		3-6-0		7-3-0		12-4-0	
11-9-0	0-0-0	0-0-0		AWAY		2-2-0		1-4-0		8-3-0	
0-1-0	0-0-0	0-0-0		NEUTRAL		0-0-0		0-0-0		0-1-0	
19-14-0	0-0-0	0-0-0		NON-CONFERENCE		2-5-0		5-5-0		12-4-0	
16-7-0	0-0-0	0-0-0		HOME		2-4-0		5-2-0		9-1-0	
3-6-0	0-0-0	0-0-0		AWAY		0-1-0		0-3-0		3-2-0	
0-1-0	0-0-0	0-0-0		NEUTRAL		0-0-0		0-0-0		0-1-0	
14-9-0	0-0-0	0-0-0		CONFERENCE		3-3-0		3-2-0		8-4-0	
6-6-0	0-0-0	0-0-0		HOME		1-2-0		2-1-0		3-3-0	
8-3-0	0-0-0	0-0-0		AWAY		2-1-0		1-1-0		5-1-0	
0-0-0	0-0-0	0-0-0		NEUTRAL		0-0-0		0-0-0		0-0-0	
RPI S	Opponent	Score	RPI S	Opponent	Score	RPI S	Opponent	Score	RPI S	Opponent	Score
						53 H	VCU	3 13	113 H	Radford	10 9
						71 H	Samford	8 5	123 A	Winthrop	4 8
						71 H	Samford	1 6	123 H	Winthrop	3 7
						71 H	Samford	4 11	134 H	Gardner-Webb	14 5
						78 A	Wright St.	4 11	134 H	Gardner-Webb	7 5
						80 A	UNC Greensboro	14 5	134 H	Gardner-Webb	6 2
						80 A	UNC Greensboro	0 1	135 H	Ohio St.	8 6
						80 A	UNC Greensboro	18 10	145 H	Mercer	11 2
						95 H	Bryant	11 12	145 H	Mercer	1 4
						96 H	Harvard	8 0	145 H	Mercer	4 1
						96 H	Harvard	1 6	148 A	Presbyterian	4 5
						96 H	Harvard	4 5	148 A	Presbyterian	4 5
						96 H	Harvard	6 5	148 H	Presbyterian	6 7
									150 A	ETSU	10 4
									150 A	ETSU	1 7
									168 H	Furman	3 9
									168 H	Furman	9 8
									168 H	Furman	3 7
									198 A	Western Caro.	3 4
									198 A	Western Caro.	7 4
									198 A	Western Caro.	20 5
									211 H	Lafayette	7 6
									211 H	Lafayette	13 3
									211 H	Lafayette	12 1
									222 H	Ohio	2 0
									222 H	Ohio	5 2
									222 H	Ohio	4 6
			LAST 10 GAMES								
			80 A	UNC Greensboro	14 5	168 H	Furman	3 7			
			80 A	UNC Greensboro	18 10	234 A	USC Upstate	13 6			
			80 A	UNC Greensboro	0 1	271 A	The Citadel	4 3			
			168 H	Furman	9 8	271 A	The Citadel	8 1			
			168 H	Furman	3 9	271 A	The Citadel	17 7			

Non-Div. I Games:

Wofford

RPI	S	Opponent	Score	
234	A	USC Upstate	13	6
234	H	USC Upstate	3	1
240	A	Florida A&M	1	2
240	A	Florida A&M	14	11
240	A	Florida A&M	4	9
248	N	Charleston So.	3	4
249	H	VMI	19	4
249	H	VMI	15	4
249	H	VMI	4	5
258	A	UNC Asheville	12	1
258	H	UNC Asheville	14	2
271	A	The Citadel	17	7
271	A	The Citadel	8	1
271	A	The Citadel	4	3
298	H	UMES	9	0
298	H	UMES	13	5

Wofford

W
o
f
f
o
r
d

W
o
f
f
o
r
d

Average RPI Win: 220		WON-LOST RECORD	WINNING PCT. RANK	LAST 10 GAMES	STRENGTH OF SCHEDULE	OPP. STRENGTH OF SCHEDULE	TEAM RPI	ADJ RPI	CONF. RPI	ADJ CONF. RPI				
Average RPI Loss: 164														
DIV. I ONLY		27-24-0	.52941 133	7-3-0	206	270	139	.50164 139	28	28				
DIV. I NON-CONF.		12-15-0	.44444 182	1-0-0	39	240	72	.54217 71	27	27				
<hr/>														
TOTALS		RPI 1-25	RPI 26-50		W-L RECORDS		RPI 51-100		RPI 101-150		RPI 150+			
27-24-0		0-3-0	0-0-0		OVERALL		0-5-0		3-1-0		24-15-0			
8-5-0		0-0-0	0-0-0		HOME		0-0-0		0-0-0		8-5-0			
16-19-0		0-3-0	0-0-0		AWAY		0-5-0		0-1-0		16-10-0			
3-0-0		0-0-0	0-0-0		NEUTRAL		0-0-0		3-0-0		0-0-0			
12-15-0		0-3-0	0-0-0		NON-CONFERENCE		0-5-0		3-1-0		9-6-0			
0-1-0		0-0-0	0-0-0		HOME		0-0-0		0-0-0		0-1-0			
9-14-0		0-3-0	0-0-		AWAY		0-5-0		0-1-0		9-5-0			
3-0-0		0-0-0	0-0-0		NEUTRAL		0-0-0		3-0-0		0-0-0			
15-9-0		0-0-0	0-0-0		CONFERENCE		0-0-0		0-0-0		15-9-0			
8-4-0		0-0-0	0-0-0		HOME		0-0-0		0-0-0		8-4-0			
7-5-0		0-0-0	0-0-0		AWAY		0-0-0		0-0-0		7-5-0			
0-0-0		0-0-0	0-0-0		NEUTRAL		0-0-0		0-0-0		0-0-0			
RPI	S	Opponent	Score		RPI	S	Opponent	Score		RPI	S	Opponent	Score	
5	A	East Carolina	0	5						106	A	St. John's (NY)	3	7
5	A	East Carolina	5	10						148	N	Presbyterian	14	10
5	A	East Carolina	3	4						148	N	Presbyterian	9	4
										148	N	Presbyterian	7	5
										163	A	Army West Point	11	5
										169	A	Richmond	10	5
										169	A	Richmond	11	1
										169	A	Richmond	8	2
										180	A	Binghamton	11	5
										181	A	Holy Cross	7	5
										183	H	Canisius	6	8
										183	H	Canisius	8	3
										183	H	Canisius	2	4
										192	A	N.C. A&T	8	4
										192	A	N.C. A&T	7	1
										192	A	N.C. A&T	8	9
										195	A	Fairfield	11	2
										195	A	Fairfield	6	9
										195	A	Fairfield	2	4
										206	H	Albany (NY)	2	10
										208	A	UMass Lowell	4	10
										214	A	Hartford	3	8
										235	A	Manhattan	11	4
										235	A	Manhattan	4	14
										235	A	Manhattan	6	4
										241	A	Monmouth	4	3
										241	A	Monmouth	6	5
LAST 10 GAMES														
					252	H	Siena	11	14	285	A	Rider	2	9
					252	H	Siena	14	10	299	H	Saint Peter's	6	4
					252	H	Siena	15	2	299	H	Saint Peter's	20	1
					285	A	Rider	3	1	299	H	Saint Peter's	6	2
					285	A	Rider	1	5	181	A	Holy Cross	7	5

Non-Div. I Games:

Marist

RPI	S	Opponent	Score	
241	A	Monmouth	6	1
252	H	Siena	14	10
252	H	Siena	11	14
252	H	Siena	15	2
272	A	Delaware St.	12	2
272	A	Delaware St.	1	6
272	A	Delaware St.	1	3
282	H	Niagara	3	5
282	H	Niagara	5	3
282	H	Niagara	19	3
285	A	Rider	1	5
285	A	Rider	3	1
285	A	Rider	2	9
299	H	Saint Peter's	6	4
299	H	Saint Peter's	20	1
299	H	Saint Peter's	6	2

Marist

M
a
r
i
s
t

M
a
r
i
s
t

Average RPI Win: 237		WON-LOST RECORD	WINNING PCT. RANK	LAST 10 GAMES	STRENGTH OF SCHEDULE	OPP. STRENGTH OF SCHEDULE	TEAM RPI	ADJ RPI		CONF. RPI	ADJ CONF. RPI	
Average RPI Loss: 173												
DIV. I ONLY		39-17-0	.69643	23	7-3-0	272	258	140	.50154	140	25	25
DIV. I NON-CONF.		18-8-0	.69231	48	2-0-0	290	279	161	.49168	161	26	26
<hr/>												
TOTALS		RPI 1-25		RPI 26-50		W-L RECORDS		RPI 51-100		RPI 101-150		RPI 150+
39-17-0		0-0-0		0-0-0		OVERALL		0-0-0		1-5-0		38-12-0
20-6-0		0-0-0		0-0-0		HOME		0-0-0		0-0-0		20-6-0
15-7-0		0-0-0		0-0-0		AWAY		0-0-0		0-3-0		15-4-0
4-4-0		0-0-0		0-0-0		NEUTRAL		0-0-0		1-2-0		3-2-0
18-8-0		0-0-0		0-0-0		NON-CONFERENCE		0-0-0		1-5-0		17-3-0
10-2-0		0-0-0		0-0-0		HOME		0-0-0		0-0-0		10-2-0
7-4-0		0-0-0		0-0-		AWAY		0-0-0		0-3-0		7-1-0
1-2-0		0-0-0		0-0-0		NEUTRAL		0-0-0		1-2-0		0-0-0
21-9-0		0-0-0		0-0-0		CONFERENCE		0-0-0		0-0-0		21-9-0
10-4-0		0-0-0		0-0-0		HOME		0-0-0		0-0-0		10-4-0
8-3-0		0-0-0		0-0-0		AWAY		0-0-0		0-0-0		8-3-0
3-2-0		0-0-0		0-0-0		NEUTRAL		0-0-0		0-0-0		3-2-0
RPI	S	Opponent	Score	RPI	S	Opponent	Score	RPI	S	Opponent	Score	
										119 N	Air Force	4 6
										119 N	Air Force	2 7
										119 N	Air Force	2 1
										134 A	Gardner-Webb	0 1
										134 A	Gardner-Webb	3 5
										134 A	Gardner-Webb	2 3
										163 A	Army West Point	5 2
										163 A	Army West Point	2 5
										163 H	Army West Point	5 7
										163 H	Army West Point	3 0
										163 H	Army West Point	3 11
										163 N	Army West Point	4 2
										163 N	Army West Point	3 4
										163 N	Army West Point	2 6
										170 H	Massachusetts	12 4
										170 H	Massachusetts	0 3
										181 A	Holy Cross	0 4
										181 A	Holy Cross	6 1
										181 H	Holy Cross	3 1
										181 H	Holy Cross	1 4
										181 H	Holy Cross	4 3
										207 H	Cornell	2 3
										207 H	Cornell	5 1
										207 H	Cornell	2 1
										211 A	Lafayette	24 13
										211 A	Lafayette	10 1
										211 A	Lafayette	11 9
LAST 10 GAMES												
										163 N	Army West Point	3 4
										163 N	Army West Point	4 2
										163 N	Army West Point	2 6
										211 N	Lafayette	10 2
										211 N	Lafayette	3 0
										289 A	Longwood	4 0
										289 A	Longwood	8 2
										211 H	Lafayette	3 1
										211 H	Lafayette	2 5
										273 H	Lehigh	12 2

Non-Div. I Games:

Navy

RPI	S	Opponent	Score	
211	H	Lafayette	3	1
211	H	Lafayette	2	5
211	N	Lafayette	3	0
211	N	Lafayette	10	2
212	H	Central Conn. St.	5	2
247	A	Georgetown	12	3
247	H	Georgetown	17	3
257	A	George Mason	18	12
262	A	UMBC	3	9
262	H	UMBC	13	4
268	H	Coppin St.	5	3
268	H	Coppin St.	5	4
272	H	Delaware St.	11	3
273	A	Lehigh	4	1
273	A	Lehigh	4	16
273	A	Lehigh	3	0
273	H	Lehigh	2	0
273	H	Lehigh	12	2
280	A	Villanova	14	3
280	A	Villanova	5	1
281	A	Bucknell	3	1
281	H	Bucknell	11	10
281	H	Bucknell	6	3
281	H	Bucknell	9	4
281	H	Bucknell	15	2
289	A	Longwood	4	0
289	A	Longwood	8	2

Navy

N
a
v
y

RPI	S	Opponent	Score	
294	A	Mt. St. Mary's	8	4
294	H	Mt. St. Mary's	11	7

N
a
v
y

N
a
v
y

Navy

Average RPI Win:	225	WON-LOST	WINNING	LAST 10	STRENGTH OF	OPP. STRENGTH	TEAM	ADJ	CONF.	ADJ CONF.	
Average RPI Loss:	151	RECORD	PCT. RANK	GAMES	SCHEDULE	OF SCHEDULE	RPI	RPI	RPI	RPI	
DIV. I ONLY	36-17-0	.67925	31	5-5-0	276	217	141	.50141	141	23	23
DIV. I NON-CONF.	21-6-0	.77778	19	2-0-0	288	172	108	.52254	108	24	24
<hr/>											
TOTALS	RPI 1-25	RPI 26-50		W-L RECORDS		RPI 51-100		RPI 101-150		RPI 150+	
36-17-0	0-1-0	0-0-0		OVERALL		2-4-0		5-4-0		29-8-0	
19-6-0	0-0-0	0-0-0		HOME		0-1-0		2-2-0		17-3-0	
14-9-0	0-1-0	0-0-0		AWAY		1-3-0		3-2-0		10-3-0	
3-2-0	0-0-0	0-0-0		NEUTRAL		1-0-0		0-0-0		2-2-0	
<hr/>											
21-6-0	0-1-0	0-0-0		NON-CONFERENCE		2-1-0		2-1-0		17-3-0	
12-1-0	0-0-0	0-0-0		HOME		0-1-0		1-0-0		11-0-0	
6-3-0	0-1-0	0-0-		AWAY		1-0-0		1-1-0		4-1-0	
3-2-0	0-0-0	0-0-0		NEUTRAL		1-0-0		0-0-0		2-2-0	
<hr/>											
15-11-0	0-0-0	0-0-0		CONFERENCE		0-3-0		3-3-0		12-5-0	
7-5-0	0-0-0	0-0-0		HOME		0-0-0		1-2-0		6-3-0	
8-6-0	0-0-0	0-0-0		AWAY		0-3-0		2-1-0		6-2-0	
0-0-0	0-0-0	0-0-0		NEUTRAL		0-0-0		0-0-0		0-0-0	
<hr/>											
RPI	S	Opponent	Score	RPI	S	Opponent	Score	RPI	S	Opponent	Score
7	A	Louisville	1 6					70	A	Xavier	7 4
								70	H	Xavier	4 13
								78	N	Wright St.	7 6
								89	A	Central Mich.	3 10
								89	A	Central Mich.	2 6
								89	A	Central Mich.	4 11

Non-Div. I Games:

Miami (OH)

RPI	S	Opponent	Score	
255	A	Toledo	10	6
266	H	Oakland	5	3
266	H	Oakland	14	3
266	H	Oakland	10	2
274	H	St. Bonaventure	8	0
274	H	St. Bonaventure	18	10
274	H	St. Bonaventure	7	6
276	A	Bowling Green	10	8
276	A	Bowling Green	12	4
276	A	Bowling Green	15	2
278	H	Youngstown St.	6	3
278	H	Youngstown St.	11	1
278	H	Youngstown St.	9	1
278	H	Youngstown St.	5	2
279	A	Northern Ky.	16	1
279	H	Northern Ky.	7	3
287	H	Eastern Mich.	7	6
287	H	Eastern Mich.	13	3
287	H	Eastern Mich.	7	6

Miami (OH)

M
i
a
m
i
(
O
H
)

M
i
a
m
i
(
O
H
)

[illegible]

Non-Div. I Games:

Northeastern

Northeastern

Average RPI Win:		112	WON-LOST RECORD		WINNING PCT. RANK		LAST 10 GAMES		STRENGTH OF SCHEDULE		OPP. STRENGTH OF SCHEDULE		TEAM RPI		ADJ RPI		CONF. RPI		ADJ CONF. RPI					
DIV. I ONLY			24-31-0		.43636		204		3-7-0		64		73		143		.50128		143		11		11	
DIV. I NON-CONF.			10-15-0		.4		198		1-0-0		33		13		142		.50178		142		11		11	
TOTALS		RPI 1-25		RPI 26-50		W-L RECORDS		RPI 51-100		RPI 101-150		RPI 150+												
24-31-0		0-1-0		4-13-0		OVERALL		10-4-0		3-3-0		7-10-0												
15-16-0		0-0-0		1-8-0		HOME		5-3-0		3-3-0		6-2-0												
6-14-0		0-1-0		1-4-0		AWAY		4-1-0		0-0-0		1-8-0												
3-1-0		0-0-0		2-1-0		NEUTRAL		1-0-0		0-0-0		0-0-0												
10-15-0		0-1-0		4-10-0		NON-CONFERENCE		2-3-0		2-1-0		2-0-0												
5-11-0		0-0-0		1-8-0		HOME		0-2-0		2-1-0		2-0-0												
2-3-0		0-1-0		1-0-		AWAY		1-1-0		0-0-0		0-0-0												
3-1-0		0-0-0		2-1-0		NEUTRAL		1-0-0		0-0-0		0-0-0												
14-16-0		0-0-0		0-3-0		CONFERENCE		8-1-0		1-2-0		5-10-0												
10-5-0		0-0-0		0-0-0		HOME		5-1-0		1-2-0		4-2-0												
4-11-0		0-0-0		0-3-0		AWAY		3-0-0		0-0-0		1-8-0												
0-0-0		0-0-0		0-0-0		NEUTRAL		0-0-0		0-0-0		0-0-0												
RPI	S	Opponent		Score		RPI	S	Opponent		Score		RPI	S	Opponent		Score								
14	A	Texas A&M		3	8	27	N	Baylor		6	3	51	H	Louisiana Tech		3	1							
						36	H	Oklahoma		0	6	51	H	Louisiana Tech		3	2							
						36	H	Oklahoma		8	17	51	H	Louisiana Tech		4	2							
						36	H	Oklahoma		8	1	56	H	Southern Miss.		4	0							
						37	A	Fla. Atlantic		4	12	56	H	Southern Miss.		7	2							
						37	A	Fla. Atlantic		7	12	56	H	Southern Miss.		3	6							
						37	A	Fla. Atlantic		2	4	60	A	Texas		1	3							
						42	A	Houston		5	3	60	H	Texas		4	11							
						42	H	Houston		2	8	63	A	Sam Houston St.		11	5							
						42	N	Houston		2	1	63	H	Sam Houston St.		9	10							
						45	A	Texas St.		6	7	64	A	Old Dominion		11	2							
						45	H	Texas St.		0	5	64	A	Old Dominion		3	1							
						45	N	Texas St.		0	1	64	A	Old Dominion		14	10							
						47	H	Arizona		5	16	74	N	TCU		12	2							
						50	H	UC Irvine		4	11													
						50	H	UC Irvine		0	7													
						50	H	UC Irvine		5	11													
LAST 10 GAMES																								
178 A Marshall						4	5	56 H Southern Miss.						4	0	293 H Prairie View						25	5	
178 A Marshall						3	4	56 H Southern Miss.						3	6									
178 A Marshall						4	5	160 A Western Ky.						4	6									
42 N Houston						2	1	160 A Western Ky.						5	9									
56 H Southern Miss.						7	2	160 A Western Ky.						3	6									

Non-Div. I Games:

Rice

Average RPI Win: 218		WON-LOST RECORD	WINNING PCT. RANK	LAST 10 GAMES	STRENGTH OF SCHEDULE	OPP. STRENGTH OF SCHEDULE	TEAM RPI	ADJ RPI	CONF. RPI	ADJ CONF. RPI	
Average RPI Loss: 151											
DIV. I ONLY		29-19-0	.60417 67	6-3-1	266	210	144	.50115 144	26	26	
DIV. I NON-CONF.		11-8-0	.57895 105	1-0-0	149	138	63	.54611 63	23	23	
<hr/>											
TOTALS		RPI 1-25	RPI 26-50		W-L RECORDS		RPI 51-100		RPI 101-150		RPI 150+
29-19-0		0-0-0	2-5-0		OVERALL		4-4-0		0-1-0		23-9-0
11-5-0		0-0-0	0-0-0		HOME		2-1-0		0-1-0		9-3-0
15-14-0		0-0-0	2-5-0		AWAY		2-3-0		0-0-0		11-6-0
3-0-0		0-0-0	0-0-0		NEUTRAL		0-0-0		0-0-0		3-0-0
11-8-0		0-0-0	2-5-0		NON-CONFERENCE		1-1-0		0-1-0		8-1-0
1-1-0		0-0-0	0-0-0		HOME		0-0-0		0-1-0		1-0-0
7-7-0		0-0-0	2-0-		AWAY		1-1-0		0-0-0		4-1-0
3-0-0		0-0-0	0-0-0		NEUTRAL		0-0-0		0-0-0		3-0-0
18-11-0		0-0-0	0-0-0		CONFERENCE		3-3-0		0-0-0		15-8-0
10-4-0		0-0-0	0-0-0		HOME		2-1-0		0-0-0		8-3-0
8-7-0		0-0-0	0-0-0		AWAY		1-2-0		0-0-0		7-5-0
0-0-0		0-0-0	0-0-0		NEUTRAL		0-0-0		0-0-0		0-0-0
RPI S	Opponent	Score	RPI S	Opponent	Score	RPI S	Opponent	Score	RPI S	Opponent	Score
			29 A	Illinois St.	6 3	65 A	Minnesota	5 4	121 H	Northwestern	1 6
			39 A	BYU	8 11	78 A	Wright St.	0 3	178 N	Marshall	5 3
			39 A	BYU	3 5	78 A	Wright St.	11 10	187 N	Pittsburgh	9 8
			39 A	BYU	6 14	78 A	Wright St.	2 3	217 A	UIC	7 4
			47 A	Arizona	6 14	78 H	Wright St.	7 6	217 A	UIC	2 4
			47 A	Arizona	11 12	78 H	Wright St.	10 6	217 A	UIC	1 8
			47 A	Arizona	10 4	78 H	Wright St.	12 14	217 H	UIC	4 10
						97 A	Iowa	4 5	217 H	UIC	6 21
									218 A	Purdue	6 1
									236 A	Northern Ill.	4 2
									236 H	Northern Ill.	5 3
									266 A	Oakland	1 3
									266 A	Oakland	5 12
									266 A	Oakland	15 1
									266 H	Oakland	5 6
									266 H	Oakland	13 1
									266 H	Oakland	7 5
									267 A	Jackson St.	5 7
									267 A	Jackson St.	2 0
									267 A	Jackson St.	3 1
									278 A	Youngstown St.	11 10
									278 A	Youngstown St.	5 4
									278 A	Youngstown St.	3 9
									278 H	Youngstown St.	18 6
									278 H	Youngstown St.	22 2
									278 H	Youngstown St.	8 5
									279 A	Northern Ky.	5 3
Non-Div. I Games:		Lakeland	16 2	Wis.-Parkside	5 5	St. Norbert	5 4	MSOE		12 5	Milwaukee

RPI	S	Opponent	Score	
279	A	Northern Ky.	15	12
279	A	Northern Ky.	6	2
279	H	Northern Ky.	4	2
279	H	Northern Ky.	9	8
279	H	Northern Ky.	15	2
280	N	Villanova	7	4

Milwaukee

M
i
l
w
a
u
k
e
e

M
i
l
w
a
u
k
e
e

M
e
r
c
e
r

Mercer

RPI	S	Opponent	Score	
249	A	VMI	2	1
249	A	VMI	3	0
271	A	The Citadel	5	8
271	A	The Citadel	10	3
271	A	The Citadel	10	0
283	H	Savannah St.	8	1
290	H	Alabama A&M	8	7
290	H	Alabama A&M	10	1
290	H	Alabama A&M	21	0

Mercer

M
e
r
c
e
r

M
e
r
c
e
r

Average RPI Win:	198	WON-LOST RECORD	WINNING PCT. RANK	LAST 10 GAMES	STRENGTH OF SCHEDULE	OPP. STRENGTH OF SCHEDULE	TEAM RPI	ADJ RPI	CONF. RPI	ADJ CONF. RPI		
DIV. I ONLY		24-25-0	.4898	163	4-6-0	128	179	146	.50015	146	19	19
DIV. I NON-CONF.		9-12-0	.42857	188	2-1-0	16	137	89	.53173	89	19	19
<hr/>												
TOTALS	RPI 1-25	RPI 26-50		W-L RECORDS		RPI 51-100		RPI 101-150		RPI 150+		
24-25-0	0-1-0	0-0-0		OVERALL		3-11-0		5-9-0		16-4-0		
11-12-0	0-0-0	0-0-0		HOME		1-7-0		0-4-0		10-1-0		
12-13-0	0-1-0	0-0-0		AWAY		2-4-0		5-5-0		5-3-0		
1-0-0	0-0-0	0-0-0		NEUTRAL		0-0-0		0-0-0		1-0-0		
<hr/>												
9-12-0	0-1-0	0-0-0		NON-CONFERENCE		3-8-0		1-1-0		5-2-0		
3-5-0	0-0-0	0-0-0		HOME		1-4-0		0-1-0		2-0-0		
6-7-0	0-1-0	0-0-		AWAY		2-4-0		1-0-0		3-2-0		
0-0-0	0-0-0	0-0-0		NEUTRAL		0-0-0		0-0-0		0-0-0		
<hr/>												
15-13-0	0-0-0	0-0-0		CONFERENCE		0-3-0		4-8-0		11-2-0		
8-7-0	0-0-0	0-0-0		HOME		0-3-0		0-3-0		8-1-0		
6-6-0	0-0-0	0-0-0		AWAY		0-0-0		4-5-0		2-1-0		
1-0-0	0-0-0	0-0-0		NEUTRAL		0-0-0		0-0-0		1-0-0		
<hr/>												
RPI	S	Opponent	Score	RPI	S	Opponent	Score	RPI	S	Opponent	Score	
21	A	North Carolina	0 7					54	A	Wake Forest	9 14	
								54	H	Wake Forest	7 5	
								64	A	Old Dominion	7 5	
								64	A	Old Dominion	5 4	
								64	A	Old Dominion	0 7	
								66	A	Virginia Tech	1 16	
								69	H	Campbell	8 13	
								69	H	Campbell	2 8	
								69	H	Campbell	6 8	
								80	A	UNC Greensboro	3 11	
								80	H	UNC Greensboro	2 6	
								84	H	William & Mary	3 4	
								84	H	William & Mary	6 8	
								84	H	William & Mary	2 6	

Non-Div. I Games:

High Point

RPI	S	Opponent	Score	
258	H	UNC Asheville	9	4
258	N	UNC Asheville	2	0
269	A	N.C. Central	10	1
269	H	N.C. Central	6	4
289	H	Longwood	8	7
289	H	Longwood	3	1
289	H	Longwood	12	2

High Point

H
i
g
h
P
o
i
n
t

H
i
g
h
P
o
i
n
t

Cal Poly

Cal Poly

Average RPI Win: 193		WON-LOST	WINNING	LAST 10	STRENGTH OF		OPP. STRENGTH	TEAM	ADJ	CONF.	ADJ CONF.			
Average RPI Loss: 125		RECORD	PCT. RANK	GAMES	SCHEDULE		OF SCHEDULE	RPI	RPI	RPI	RPI			
DIV. I ONLY		29-27-0	.51786	140	8-2-0		200	151	148	.4987	148			
DIV. I NON-CONF.		13-16-0	.44828	181	3-0-0		172	70	143	.5017	143			
TOTALS		RPI 1-25	RPI 26-50		W-L RECORDS		RPI 51-100		RPI 101-150		RPI 150+			
29-27-0		0-3-0	2-2-0		OVERALL		0-4-0		9-9-0		18-9-0			
16-7-0		0-0-0	0-0-0		HOME		0-0-0		8-6-0		8-1-0			
13-17-0		0-3-0	2-2-0		AWAY		0-4-0		1-0-0		10-8-0			
0-3-0		0-0-0	0-0-0		NEUTRAL		0-0-0		0-3-0		0-0-0			
13-16-0		0-3-0	2-2-0		NON-CONFERENCE		0-1-0		3-3-0		8-7-0			
7-1-0		0-0-0	0-0-0		HOME		0-0-0		2-0-0		5-1-0			
6-12-0		0-3-0	2-0-		AWAY		0-1-0		1-0-0		3-6-0			
0-3-0		0-0-0	0-0-0		NEUTRAL		0-0-0		0-3-0		0-0-0			
16-11-0		0-0-0	0-0-0		CONFERENCE		0-3-0		6-6-0		10-2-0			
9-6-0		0-0-0	0-0-0		HOME		0-0-0		6-6-0		3-0-0			
7-5-0		0-0-0	0-0-0		AWAY		0-3-0		0-0-0		7-2-0			
0-0-0		0-0-0	0-0-0		NEUTRAL		0-0-0		0-0-0		0-0-0			
RPI	S	Opponent	Score		RPI	S	Opponent	Score		RPI	S	Opponent	Score	
3	A	Georgia	0	17	40	A	Alabama	2	7	69	A	Campbell	3	5
3	A	Georgia	1	8	40	A	Alabama	4	1	69	A	Campbell	2	3
3	A	Georgia	6	7	40	A	Alabama	4	9	69	A	Campbell	4	11
					43	A	Clemson	8	7	75	A	Ga. Southern	5	10
												123	H	Winthrop
												123	H	Winthrop
												123	H	Winthrop
												134	H	Gardner-Webb
												134	H	Gardner-Webb
												134	H	Gardner-Webb
												137	A	Wofford
												137	H	Wofford
												137	H	Wofford
												139	N	Marist
												139	N	Marist
												139	N	Marist
												146	H	High Point
												146	H	High Point
												146	H	High Point
												153	A	Davidson
												153	A	Davidson
												153	H	Davidson
					LAST 10 GAMES							174	A	Kennesaw St.
					248	A	Charleston So.	15	6	289	A	Longwood	13	11
					248	A	Charleston So.	6	4	289	A	Longwood	5	6
					248	A	Charleston So.	5	10	232	A	Georgia St.	13	4
					232	H	Georgia St.	11	7	43	A	Clemson	8	7
					289	A	Longwood	10	1	123	H	Winthrop	4	1
												225	H	Brown

Non-Div. I Games:

Presbyterian

RPI	S	Opponent	Score	
225	H	Brown	3	4
225	H	Brown	5	4
232	A	Georgia St.	13	4
232	H	Georgia St.	11	7
234	A	USC Upstate	8	0
234	A	USC Upstate	4	3
234	A	USC Upstate	5	4
248	A	Charleston So.	15	6
248	A	Charleston So.	5	10
248	A	Charleston So.	6	4
258	H	UNC Asheville	6	2
258	H	UNC Asheville	4	2
258	H	UNC Asheville	7	2
269	A	N.C. Central	9	3
269	H	N.C. Central	6	5
289	A	Longwood	5	6
289	A	Longwood	10	1
289	A	Longwood	13	11

Presbyterian

P
r
e
s
b
y
t
e
r
i
a
n

P
r
e
s
b
y
t
e
r
i
a
n

Average RPI Win: 221		WON-LOST RECORD	WINNING PCT. RANK	LAST 10 GAMES	STRENGTH OF SCHEDULE	OPP. STRENGTH OF SCHEDULE	TEAM RPI	ADJ RPI	CONF. RPI	ADJ CONF. RPI						
Average RPI Loss: 137																
DIV. I ONLY		29-24-1	.5463	120	6-4-0	194	221	149	.49775	149	20	20				
DIV. I NON-CONF.		13-16-1	.45	178	1-2-0	145	239	172	.48686	172	22	22				
<hr/>																
TOTALS		RPI 1-25		RPI 26-50		W-L RECORDS		RPI 51-100		RPI 101-150		RPI 150+				
29-24-1		0-6-0		0-0-0		OVERALL		0-2-0		2-3-0		27-13-1				
14-11-0		0-0-0		0-0-0		HOME		0-1-0		2-0-0		12-10-0				
14-13-1		0-6-0		0-0-0		AWAY		0-1-0		0-3-0		14-3-1				
1-0-0		0-0-0		0-0-0		NEUTRAL		0-0-0		0-0-0		1-0-0				
<hr/>																
13-16-1		0-6-0		0-0-0		NON-CONFERENCE		0-2-0		2-3-0		11-5-1				
8-5-0		0-0-0		0-0-0		HOME		0-1-0		2-0-0		6-4-0				
4-11-1		0-6-0		0-0-		AWAY		0-1-0		0-3-0		4-1-1				
1-0-0		0-0-0		0-0-0		NEUTRAL		0-0-0		0-0-0		1-0-0				
<hr/>																
16-8-0		0-0-0		0-0-0		CONFERENCE		0-0-0		0-0-0		16-8-0				
6-6-0		0-0-0		0-0-0		HOME		0-0-0		0-0-0		6-6-0				
10-2-0		0-0-0		0-0-0		AWAY		0-0-0		0-0-0		10-2-0				
0-0-0		0-0-0		0-0-0		NEUTRAL		0-0-0		0-0-0		0-0-0				
<hr/>																
RPI	S	Opponent	Score		RPI	S	Opponent	Score		RPI	S	Opponent	Score			
2	A	Vanderbilt	1	5						78	H	Wright St.	7	8		
2	A	Vanderbilt	3	11						90	A	Morehead St.	5	8		
2	A	Vanderbilt	0	2								115	A	Ball St.	6	11
3	A	Georgia	7	10								115	H	Ball St.	5	4
3	A	Georgia	1	5								127	A	Kent St.	6	9
3	A	Georgia	1	13								127	H	Kent St.	12	5
												135	A	Ohio St.	2	4
												162	H	Fordham	17	4
												162	H	Fordham	4	8
												162	H	Fordham	3	4
												169	H	Richmond	8	7
												169	H	Richmond	5	17
												169	H	Richmond	3	11
												170	H	Massachusetts	6	0
												170	H	Massachusetts	2	9
												170	H	Massachusetts	11	2
												179	N	Seton Hall	2	1
												183	H	Canisius	17	13
												183	H	Canisius	1	2
												183	H	Canisius	6	2
												194	A	Saint Louis	4	2
												194	A	Saint Louis	3	4
												194	A	Saint Louis	3	2
												199	A	Eastern Ky.	17	5
												222	A	Ohio	12	5
												222	H	Ohio	15	5
												222	H	Ohio	2	4
												227	H	Saint Joseph's	11	6
												227	H	Saint Joseph's	2	1
<hr/>																
LAST 10 GAMES																
162	H	Fordham	4	8	256	A	La Salle	9	5	222	A	Ohio	12	5		
162	H	Fordham	3	4	256	A	La Salle	7	6	222	H	Ohio	15	5		
162	H	Fordham	17	4	276	H	Bowling Green	6	3	222	H	Ohio	2	4		
90	A	Morehead St.	5	8	127	A	Kent St.	6	9	227	H	Saint Joseph's	11	6		
256	A	La Salle	9	7	227	H	Saint Joseph's	2	1	227	H	Saint Joseph's	2	1		

Non-Div. I Games:

Dayton

RPI	S	Opponent	Score	
227	H	Saint Joseph's	6	7
243	H	Butler	6	1
255	A	Toledo	12	9
255	H	Toledo	9	10
256	A	La Salle	7	6
256	A	La Salle	9	7
256	A	La Salle	9	5
257	A	George Mason	0	2
257	A	George Mason	13	3
257	A	George Mason	6	4
274	A	St. Bonaventure	9	0
274	A	St. Bonaventure	8	7
274	A	St. Bonaventure	8	0
276	A	Bowling Green	8	12
276	H	Bowling Green	6	3
287	A	Eastern Mich.	4	1
287	H	Eastern Mich.	2	10
291	A	Fairleigh Dickinson	3	3
297	H	Purdue Fort Wayne	9	3

Dayton

D
a
y
t
o
n

D
a
y
t
o
n




RPI	S	Opponent	Score	
250	H	Wagner	6	1
251	H	LIU Brooklyn	7	2
251	H	LIU Brooklyn	7	2
251	H	LIU Brooklyn	10	3
258	A	UNC Asheville	10	8
258	H	UNC Asheville	7	6
271	A	The Citadel	4	0
271	A	The Citadel	9	0
271	A	The Citadel	3	1
284	H	Iona	4	3
284	H	Iona	14	3
284	H	Iona	14	4

ETSU

E
T
S
U

E
T
S
U

Non-Div. I Games:

 Tie,  Loss,  Non-Conf,S Site, H Home, A Away, N Neutral Page 235

RPI	S	Opponent	Score	
231	H	Princeton	5	4
246	A	Sacred Heart	10	13
246	H	Sacred Heart	8	9
260	A	Dartmouth	5	7
260	A	Dartmouth	7	4
260	A	Dartmouth	4	0

Yale

Y
a
l
e

Y
a
l
e

C
o
l
u
m
b
i
a

Columbia

RPI	S	Opponent	Score	
235	H	Manhattan	7	2
241	H	Monmouth	1	0
260	H	Dartmouth	11	1
260	H	Dartmouth	1	23
260	H	Dartmouth	23	9

Columbia

C
o
l
u
m
b
i
a

C
o
l
u
m
b
i
a

[illegible]

Non-Div. I Games:

Davidson

Davidson

Average RPI Win: 210		WON-LOST	WINNING	LAST 10	STRENGTH OF		OPP. STRENGTH	TEAM	ADJ	CONF.	ADJ CONF.
Average RPI Loss: 113		RECORD	PCT. RANK	GAMES	SCHEDULE		OF SCHEDULE	RPI	RPI	RPI	RPI
DIV. I ONLY		31-24-0	.56364	103	5-5-0		203	157	154	.49688	154
DIV. I NON-CONF.		20-11-0	.64516	69	1-1-0		208	184	122	.51331	121
TOTALS		RPI 1-25	RPI 26-50		W-L RECORDS		RPI 51-100		RPI 101-150		RPI 150+
31-24-0		0-3-0	0-2-0		OVERALL		3-5-0		5-7-0		23-7-0
22-11-0		0-0-0	0-1-0		HOME		0-4-0		2-1-0		20-5-0
9-13-0		0-3-0	0-1-0		AWAY		3-1-0		3-6-0		3-2-0
0-0-0		0-0-0	0-0-0		NEUTRAL		0-0-0		0-0-0		0-0-0
20-11-0		0-3-0	0-2-0		NON-CONFERENCE		1-1-0		4-2-0		15-3-0
15-6-0		0-0-0	0-1-0		HOME		0-1-0		2-1-0		13-3-0
5-5-0		0-3-0	0-0-		AWAY		1-0-0		2-1-0		2-0-0
0-0-0		0-0-0	0-0-0		NEUTRAL		0-0-0		0-0-0		0-0-0
11-13-0		0-0-0	0-0-0		CONFERENCE		2-4-0		1-5-0		8-4-0
7-5-0		0-0-0	0-0-0		HOME		0-3-0		0-0-0		7-2-0
4-8-0		0-0-0	0-0-0		AWAY		2-1-0		1-5-0		1-2-0
0-0-0		0-0-0	0-0-0		NEUTRAL		0-0-0		0-0-0		0-0-0
RPI S	Opponent	Score	RPI S	Opponent	Score	RPI S	Opponent	Score	RPI S	Opponent	Score
7 A	Louisville	0 5	41 A	Virginia	1 2	72 A	Maryland	14 1	102 A	Elon	3 8
7 A	Louisville	1 11	41 H	Virginia	3 9	72 H	Maryland	5 6	102 A	Elon	4 5
7 A	Louisville	0 1				81 H	Col. of Charleston	5 6	102 A	Elon	1 3
						81 H	Col. of Charleston	8 10	112 A	Cal St. Fullerton	1 0
						81 H	Col. of Charleston	1 5	112 A	Cal St. Fullerton	3 12
						84 A	William & Mary	5 3	112 A	Cal St. Fullerton	2 0
						84 A	William & Mary	3 1	142 A	Northeastern	1 6
						84 A	William & Mary	1 7	142 A	Northeastern	4 5
									142 A	Northeastern	9 8
									146 H	High Point	2 0
									146 H	High Point	6 8
									146 H	High Point	11 0
									169 H	Richmond	1 3
									175 A	UNCW	2 0
									175 A	UNCW	4 7
									175 A	UNCW	0 4
									195 H	Fairfield	2 9
									195 H	Fairfield	4 2
									205 H	Hofstra	8 6
									205 H	Hofstra	5 10
									205 H	Hofstra	4 3
									211 H	Lafayette	5 3
									211 H	Lafayette	14 4
									211 H	Lafayette	6 9
									233 H	Delaware	7 4
									233 H	Delaware	11 2
									233 H	Delaware	3 5
LAST 10 GAMES			LAST 10 GAMES			LAST 10 GAMES			LAST 10 GAMES		
175 A	UNCW	0 4	142 A	Northeastern	9 8	211 H	Lafayette	5 3	211 H	Lafayette	14 4
175 A	UNCW	4 7	142 A	Northeastern	1 6	211 H	Lafayette	6 9	233 H	Delaware	7 4
175 A	UNCW	2 0	257 A	George Mason	4 3	233 H	Delaware	11 2	233 H	Delaware	3 5
72 H	Maryland	5 6	253 H	Towson	6 5						
142 A	Northeastern	4 5	253 H	Towson	1 0						

Non-Div. I Games:

James Madison

RPI	S	Opponent	Score	
249	A	VMI	9	8
249	H	VMI	5	4
253	H	Towson	1	0
253	H	Towson	5	2
253	H	Towson	6	5
257	A	George Mason	4	3
257	H	George Mason	10	7
261	H	Norfolk St.	16	5
261	H	Norfolk St.	12	2
261	H	Norfolk St.	6	5
273	H	Lehigh	7	6
273	H	Lehigh	10	1
274	H	St. Bonaventure	7	4
274	H	St. Bonaventure	5	1
289	H	Longwood	3	1

James Madison

J
a
m
e
s
M
a
d
i
s
o
n

J
a
m
e
s
M
a
d
i
s
o
n

[illegible]

Non-Div. I Games:

Lipscomb

RPI	S	Opponent	Score	
224	H	Western Mich.	5	17
226	A	NJIT	10	5
226	A	NJIT	1	5
226	A	NJIT	7	4
237	H	Tennessee Tech	4	1
242	H	North Ala.	4	3
242	H	North Ala.	4	0
242	H	North Ala.	6	2
244	H	Texas Southern	11	1
244	H	Texas Southern	17	2
244	H	Texas Southern	11	5
254	H	Valparaiso	6	0
254	H	Valparaiso	6	8
255	H	Toledo	12	6

Lipscomb

L
i
p
s
c
o
m
b

L
i
p
s
c
o
m
b

[illegible]

Non-Div. I Games:

Stony Brook

S
t
o
n
y
B
r
o
o
k

RPI	S	Opponent	Score	
246	A	Sacred Heart	8	1
246	H	Sacred Heart	4	1
246	H	Sacred Heart	12	9
250	A	Wagner	4	2
250	A	Wagner	6	5
251	A	LIU Brooklyn	6	7
251	H	LIU Brooklyn	9	3
262	A	UMBC	11	3
262	A	UMBC	6	8
262	A	UMBC	3	2
262	H	UMBC	4	3
262	H	UMBC	9	3
262	H	UMBC	8	5
284	A	Iona	11	7
284	H	Iona	8	12
284	H	Iona	4	2

S
t
o
n
y
B
r
o
o
k

Stony Brook

Average RPI Win: 164		WON-LOST	WINNING	LAST 10	STRENGTH OF		OPP. STRENGTH	TEAM	ADJ	CONF.	ADJ CONF.
Average RPI Loss: 131		RECORD	PCT. RANK	GAMES	SCHEDULE		OF SCHEDULE	RPI	RPI	RPI	RPI
DIV. I ONLY		29-27-0	.51786	140	6-4-0		178	124	157	.49588	157
DIV. I NON-CONF.		16-10-0	.61538	87	1-1-0		196	157	119	.51464	118
TOTALS		RPI 1-25	RPI 26-50		W-L RECORDS		RPI 51-100		RPI 101-150		RPI 150+
29-27-0		0-1-0	0-0-0		OVERALL		6-5-0		5-10-0		18-11-0
20-11-0		0-0-0	0-0-0		HOME		4-5-0		1-0-0		15-6-0
9-16-0		0-1-0	0-0-0		AWAY		2-0-0		4-10-0		3-5-0
0-0-0		0-0-0	0-0-0		NEUTRAL		0-0-0		0-0-0		0-0-0
16-10-0		0-1-0	0-0-0		NON-CONFERENCE		4-1-0		3-3-0		9-5-0
11-5-0		0-0-0	0-0-0		HOME		2-1-0		1-0-0		8-4-0
5-5-0		0-1-0	0-0-		AWAY		2-0-0		2-3-0		1-1-0
0-0-0		0-0-0	0-0-0		NEUTRAL		0-0-0		0-0-0		0-0-0
13-17-0		0-0-0	0-0-0		CONFERENCE		2-4-0		2-7-0		9-6-0
9-6-0		0-0-0	0-0-0		HOME		2-4-0		0-0-0		7-2-0
4-11-0		0-0-0	0-0-0		AWAY		0-0-0		2-7-0		2-4-0
0-0-0		0-0-0	0-0-0		NEUTRAL		0-0-0		0-0-0		0-0-0
RPI S	Opponent	Score		RPI S	Opponent	Score		RPI S	Opponent	Score	
20 A	LSU	5	7					56 A	Southern Miss.	2	1
								56 H	Southern Miss.	2	15
								63 H	Sam Houston St.	2	6
								63 H	Sam Houston St.	6	4
								63 H	Sam Houston St.	2	8
								79 H	Southeastern La.	7	4
								79 H	Southeastern La.	1	7
								79 H	Southeastern La.	6	7
								88 A	Tulane	14	9
								88 H	Tulane	8	7
								88 H	Tulane	15	10
								101 A	McNeese	2	0
								101 A	McNeese	1	2
								101 A	McNeese	4	16
								105 A	South Alabama	7	22
								105 H	South Alabama	7	5
								108 A	Northwestern St.	5	2
								108 A	Northwestern St.	1	8
								108 A	Northwestern St.	3	4
								109 A	Incarnate Word	7	15
								109 A	Incarnate Word	2	5
								109 A	Incarnate Word	2	3
								124 A	Louisiana	10	3
								136 A	Missouri St.	3	8
								136 A	Missouri St.	1	6
								136 A	Missouri St.	20	12
								151 H	Yale	1	4
								151 H	Yale	8	7
								151 H	Yale	6	8
								166 H	Michigan St.	4	8
								166 H	Michigan St.	6	4
								166 H	Michigan St.	4	1
								171 A	SFA	4	5
								171 A	SFA	10	1
								171 A	SFA	1	2
								186 H	Rutgers	7	2
								190 A	Nicholls St.	3	2
								190 A	Nicholls St.	2	3
LAST 10 GAMES											
171 A	SFA	10	1	220 H	Houston Baptist	14	6	171 A	SFA	10	1
171 A	SFA	4	5	220 H	Houston Baptist	8	7	171 A	SFA	1	2
171 A	SFA	1	2	203 H	Southern U.	5	4	186 H	Rutgers	7	2
20 A	LSU	5	7	197 H	Abilene Christian	5	4	190 A	Nicholls St.	3	2
220 H	Houston Baptist	11	5	197 H	Abilene Christian	3	7	190 A	Nicholls St.	2	3

Non-Div. I Games:

New Orleans

New Orleans

[illegible]

Non-Div. I Games:

Southern Ill.

RPI	S	Opponent	Score	
259	A	Southeast Mo. St.	9	11
259	H	Southeast Mo. St.	4	1

Southern Ill.

S
o
u
t
h
e
r
n
I
l
l
.

S
o
u
t
h
e
r
n
I
l
l
.

Average RPI Win:		182	WON-LOST RECORD		WINNING PCT. RANK		LAST 10 GAMES		STRENGTH OF SCHEDULE		OPP. STRENGTH OF SCHEDULE		TEAM RPI		ADJ RPI		CONF. RPI		ADJ CONF. RPI	
DIV. I ONLY			23-26-0		.46939 184		2-8-0		133		161		159		.49518 159		9		9	
DIV. I NON-CONF.			13-10-0		.56522 111		0-2-0		222		253		149		.49735 149		10		10	
TOTALS		RPI 1-25		RPI 26-50		W-L RECORDS		RPI 51-100		RPI 101-150		RPI 150+								
23-26-0		0-0-0		0-5-0		OVERALL		5-10-0		6-8-0		12-3-0								
13-10-0		0-0-0		0-4-0		HOME		2-1-0		4-3-0		7-2-0								
10-16-0		0-0-0		0-1-0		AWAY		3-9-0		2-5-0		5-1-0								
0-0-0		0-0-0		0-0-0		NEUTRAL		0-0-0		0-0-0		0-0-0								
13-10-0		0-0-0		0-2-0		NON-CONFERENCE		0-0-0		5-6-0		8-2-0								
9-3-0		0-0-0		0-1-0		HOME		0-0-0		3-1-0		6-1-0								
4-7-0		0-0-0		0-0-		AWAY		0-0-0		2-5-0		2-1-0								
0-0-0		0-0-0		0-0-0		NEUTRAL		0-0-0		0-0-0		0-0-0								
10-16-0		0-0-0		0-3-0		CONFERENCE		5-10-0		1-2-0		4-1-0								
4-7-0		0-0-0		0-3-0		HOME		2-1-0		1-2-0		1-1-0								
6-9-0		0-0-0		0-0-0		AWAY		3-9-0		0-0-0		3-0-0								
0-0-0		0-0-0		0-0-0		NEUTRAL		0-0-0		0-0-0		0-0-0								
RPI	S	Opponent	Score	RPI	S	Opponent	Score	RPI	S	Opponent	Score	RPI	S	Opponent	Score					
				38	A	Fresno St.	3 11	62	H	Pepperdine	3 7	116	A	Nevada	2 9					
				38	H	Fresno St.	2 17	62	H	Pepperdine	13 3	119	H	Air Force	2 6					
				39	H	BYU	1 12	62	H	Pepperdine	3 2	119	H	Air Force	5 3					
				39	H	BYU	0 5	68	A	Saint Mary's (CA)	3 5	120	A	California Baptist	0 6					
				39	H	BYU	7 11	68	A	Saint Mary's (CA)	7 12	120	A	California Baptist	2 3					
								68	A	Saint Mary's (CA)	0 1	120	A	California Baptist	11 5					
								73	A	Gonzaga	6 0	120	A	California Baptist	3 10					
								73	A	Gonzaga	7 9	122	H	San Francisco	13 6					
								73	A	Gonzaga	0 3	122	H	San Francisco	4 9					
								93	A	San Diego	3 12	122	H	San Francisco	3 6					
								93	A	San Diego	16 7	133	A	Sacramento St.	6 2					
								93	A	San Diego	2 4	133	A	Sacramento St.	2 5					
								94	A	LMU (CA)	1 7	133	H	Sacramento St.	6 3					
								94	A	LMU (CA)	5 6	133	H	Sacramento St.	11 3					
								94	A	LMU (CA)	5 2	164	H	Portland	3 6					
												164	H	Portland	6 5					
												182	A	San Jose St.	8 1					
												228	A	UC Davis	0 7					
												228	A	UC Davis	11 9					
												228	H	UC Davis	13 8					
												275	A	Santa Clara	9 8					
												275	A	Santa Clara	13 3					
												275	A	Santa Clara	1 0					
				164	H	Portland	6 5	93	A	San Diego	3 12	277	H	Seattle U	1 8					
				164	H	Portland	3 6	39	H	BYU	0 5	277	H	Seattle U	6 5					
				116	A	Nevada	2 9	39	H	BYU	1 12	277	H	Seattle U	9 6					
				93	A	San Diego	2 4	39	H	BYU	7 11	277	H	Seattle U	9 6					
				93	A	San Diego	16 7	38	A	Fresno St.	3 11	288	H	Chicago St.	7 2					

Non-Div. I Games:

Pacific

RPI	S	Opponent	Score	
288	H	Chicago St.	4	1
288	H	Chicago St.	9	3

Pacific

P
a
c
i
f
i
c

P
a
c
i
f
i
c

Average RPI Win: 166		WON-LOST	WINNING	LAST 10	STRENGTH OF		OPP. STRENGTH	TEAM	ADJ	CONF.	ADJ CONF.
Average RPI Loss: 127		RECORD	PCT. RANK	GAMES	SCHEDULE		OF SCHEDULE	RPI	RPI	RPI	RPI
DIV. I ONLY		28-24-0	.53846	125	4-6-0		185	140	160	.49463	12
DIV. I NON-CONF.		14-8-0	.63636	74	1-0-0		203	191	139	.50433	13
TOTALS		RPI 1-25	RPI 26-50		W-L RECORDS		RPI 51-100		RPI 101-150		RPI 150+
28-24-0		0-1-0	1-1-0		OVERALL		5-6-0		8-7-0		14-9-0
21-11-0		0-0-0	0-1-0		HOME		4-4-0		5-2-0		12-4-0
7-13-0		0-1-0	1-0-0		AWAY		1-2-0		3-5-0		2-5-0
0-0-0		0-0-0	0-0-0		NEUTRAL		0-0-0		0-0-0		0-0-0
14-8-0		0-1-0	1-1-0		NON-CONFERENCE		3-2-0		2-4-0		8-0-0
12-5-0		0-0-0	0-1-0		HOME		3-2-0		2-2-0		7-0-0
2-3-0		0-1-0	1-0-		AWAY		0-0-0		0-2-0		1-0-0
0-0-0		0-0-0	0-0-0		NEUTRAL		0-0-0		0-0-0		0-0-0
14-16-0		0-0-0	0-0-0		CONFERENCE		2-4-0		6-3-0		6-9-0
9-6-0		0-0-0	0-0-0		HOME		1-2-0		3-0-0		5-4-0
5-10-0		0-0-0	0-0-0		AWAY		1-2-0		3-3-0		1-5-0
0-0-0		0-0-0	0-0-0		NEUTRAL		0-0-0		0-0-0		0-0-0
RPI S	Opponent	Score		RPI S	Opponent	Score		RPI S	Opponent	Score	
14 A	Texas A&M	2	12	39 H	BYU	2	6	60 H	Texas	8	2
				45 A	Texas St.	12	5	63 A	Sam Houston St.	5	11
								63 A	Sam Houston St.	8	4
								63 A	Sam Houston St.	2	12
								79 H	Southeastern La.	0	3
								79 H	Southeastern La.	2	12
								79 H	Southeastern La.	5	3
								86 H	UT Arlington	3	7
								86 H	UT Arlington	9	3
								86 H	UT Arlington	5	1
								86 H	UT Arlington	9	10
								101 A	McNeese	2	0
								101 A	McNeese	2	5
								101 A	McNeese	4	8
								103 A	UTRGV	4	9
								103 H	UTRGV	2	6
								109 A	Incarnate Word	13	6
								109 A	Incarnate Word	11	6
								109 A	Incarnate Word	5	6
								130 H	Central Ark.	9	8
								130 H	Central Ark.	7	6
								130 H	Central Ark.	5	4
								131 A	UTSA	7	10
								131 H	UTSA	4	16
								135 H	Ohio St.	3	2
								135 H	Ohio St.	8	7
								170 H	Massachusetts	12	9
								171 H	SFA	4	2
								171 H	SFA	0	3
								171 H	SFA	1	6
								190 A	Nicholls St.	3	6
								190 A	Nicholls St.	4	3
								190 A	Nicholls St.	3	5
								197 H	Abilene Christian	6	5
								197 H	Abilene Christian	7	3
								197 H	Abilene Christian	1	4
								204 H	Oral Roberts	5	1
								210 A	Lamar University	3	7

Non-Div. I Games: Houston-Victoria 8 5 Houston-Victoria 8 1

A&M-Corpus Christi

RPI	S	Opponent	Score	
210	A	Lamar University	4	10
210	A	Lamar University	1	9
220	H	Houston Baptist	6	2
220	H	Houston Baptist	9	7
220	H	Houston Baptist	0	14
244	H	Texas Southern	8	2
287	H	Eastern Mich.	8	2
287	H	Eastern Mich.	12	4
287	H	Eastern Mich.	7	2
293	A	Prairie View	17	9
293	H	Prairie View	8	5

A
&
M
-
C
o
r
p
u
s
C
h
r
i
s
t
i

Average RPI Win: 166		WON-LOST	WINNING	LAST 10	STRENGTH OF		OPP. STRENGTH	TEAM	ADJ	CONF.	ADJ CONF.
Average RPI Loss: 110		RECORD	PCT. RANK	GAMES	SCHEDULE		OF SCHEDULE	RPI	RPI	RPI	RPI
DIV. I ONLY		25-27-1	.48113	174	5-5-0		146	92	160	.49463	160
DIV. I NON-CONF.		9-14-0	.3913	206	0-1-0		173	76	221	.46173	220
TOTALS		RPI 1-25	RPI 26-50		W-L RECORDS		RPI 51-100		RPI 101-150		RPI 150+
25-27-1		0-3-0	1-4-0		OVERALL		2-4-0		8-8-0		14-8-1
17-10-1		0-0-0	1-3-0		HOME		1-2-0		6-4-0		9-1-1
8-14-0		0-2-0	0-1-0		AWAY		1-2-0		2-2-0		5-7-0
0-3-0		0-1-0	0-0-0		NEUTRAL		0-0-0		0-2-0		0-0-0
9-14-0		0-3-0	0-2-0		NON-CONFERENCE		0-0-0		0-7-0		9-2-0
7-6-0		0-0-0	0-1-0		HOME		0-0-0		0-4-0		7-1-0
2-5-0		0-2-0	0-0-		AWAY		0-0-0		0-1-0		2-1-0
0-3-0		0-1-0	0-0-0		NEUTRAL		0-0-0		0-2-0		0-0-0
16-13-1		0-0-0	1-2-0		CONFERENCE		2-4-0		8-1-0		5-6-1
10-4-1		0-0-0	1-2-0		HOME		1-2-0		6-0-0		2-0-1
6-9-0		0-0-0	0-0-0		AWAY		1-2-0		2-1-0		3-6-0
0-0-0		0-0-0	0-0-0		NEUTRAL		0-0-0		0-0-0		0-0-0
RPI S	Opponent	Score	RPI S	Opponent	Score	RPI S	Opponent	Score	RPI S	Opponent	Score
2 A	Vanderbilt	4 5	37 H	Fla. Atlantic	11 4	51 A	Louisiana Tech	1 6	111 N	North Florida	2 9
7 A	Louisville	4 11	37 H	Fla. Atlantic	4 6	51 A	Louisiana Tech	5 4	125 H	Memphis	4 12
12 N	Tennessee	3 6	37 H	Fla. Atlantic	5 8	51 A	Louisiana Tech	3 8	125 H	Memphis	4 10
			49 A	Kentucky	0 15	64 H	Old Dominion	10 12	125 H	Memphis	6 9
			49 H	Kentucky	4 15	64 H	Old Dominion	1 15	126 A	Austin Peay	12 20
						64 H	Old Dominion	8 7	126 H	Austin Peay	3 5
									128 H	UAB	5 3
									128 H	UAB	6 5
									128 H	UAB	5 4
									131 A	UTSA	5 3
									131 A	UTSA	4 2
									131 A	UTSA	12 17
									137 N	La.-Monroe	3 4
									143 H	Rice	9 5
									143 H	Rice	6 4
									143 H	Rice	6 3
									155 A	Lipscomb	1 3
									172 A	FIU	1 2
									172 A	FIU	5 4
									172 A	FIU	15 1
									177 H	Eastern Ill.	5 4
									177 H	Eastern Ill.	10 9
									177 H	Eastern Ill.	1 8
									178 A	Marshall	2 8
									178 A	Marshall	16 11
									178 A	Marshall	7 11
									193 H	Murray St.	9 5
LAST 10 GAMES			LAST 10 GAMES			LAST 10 GAMES			LAST 10 GAMES		
			64 H	Old Dominion	10 12	51 A	Louisiana Tech	1 6			
			64 H	Old Dominion	8 7	51 A	Louisiana Tech	5 4			
			64 H	Old Dominion	1 15	143 H	Rice	6 4			
			126 A	Austin Peay	12 20	143 H	Rice	9 5			
			51 A	Louisiana Tech	3 8	143 H	Rice	6 3			

Non-Div. I Games:

Western Ky.

RPI	S	Opponent	Score	
199	A	Eastern Ky.	12	9
202	A	Belmont	12	7
202	H	Belmont	8	7
213	H	Charlotte	13	13
213	H	Charlotte	8	5
213	H	Charlotte	8	4
223	A	Middle Tenn.	4	13
223	A	Middle Tenn.	10	13
223	A	Middle Tenn.	4	11
279	H	Northern Ky.	19	2
279	H	Northern Ky.	5	4
279	H	Northern Ky.	9	6

Western Ky.

W
e
s
t
e
r
n
K
y
.

W
e
s
t
e
r
n
K
y
.

Average RPI Win:		226	WON-LOST RECORD		WINNING PCT. RANK		LAST 10 GAMES		STRENGTH OF SCHEDULE		OPP. STRENGTH OF SCHEDULE		TEAM RPI		ADJ RPI		CONF. RPI		ADJ CONF. RPI	
DIV. I ONLY			34-22-0		.60714 63		8-2-0		274		213		162		.49459 162		20		20	
DIV. I NON-CONF.			19-13-0		.59375 101		1-0-0		294		250		184		.48113 184		22		22	
TOTALS		RPI 1-25		RPI 26-50		W-L RECORDS		RPI 51-100		RPI 101-150		RPI 150+								
34-22-0		0-3-0		0-0-0		OVERALL		1-2-0		5-5-0		28-12-0								
17-4-0		0-0-0		0-0-0		HOME		0-0-0		0-0-0		17-4-0								
17-17-0		0-3-0		0-0-0		AWAY		1-2-0		5-5-0		11-7-0								
0-1-0		0-0-0		0-0-0		NEUTRAL		0-0-0		0-0-0		0-1-0								
19-13-0		0-3-0		0-0-0		NON-CONFERENCE		0-0-0		2-2-0		17-8-0								
8-1-0		0-0-0		0-0-0		HOME		0-0-0		0-0-0		8-1-0								
11-11-0		0-3-0		0-0-		AWAY		0-0-0		2-2-0		9-6-0								
0-1-0		0-0-0		0-0-0		NEUTRAL		0-0-0		0-0-0		0-1-0								
15-9-0		0-0-0		0-0-0		CONFERENCE		1-2-0		3-3-0		11-4-0								
9-3-0		0-0-0		0-0-0		HOME		0-0-0		0-0-0		9-3-0								
6-6-0		0-0-0		0-0-0		AWAY		1-2-0		3-3-0		2-1-0								
0-0-0		0-0-0		0-0-0		NEUTRAL		0-0-0		0-0-0		0-0-0								
RPI	S	Opponent		Score		RPI	S	Opponent		Score		RPI	S	Opponent		Score				
14	A	Texas A&M		0	4					53	A	VCU	0	3	111	A	North Florida	3	4	
14	A	Texas A&M		1	3					53	A	VCU	3	8	111	A	North Florida	8	5	
14	A	Texas A&M		6	19					53	A	VCU	11	1	111	A	North Florida	8	6	
															111	A	North Florida	4	7	
															132	A	Rhode Island	2	0	
															132	A	Rhode Island	8	9	
															132	A	Rhode Island	3	5	
															149	A	Dayton	8	4	
															149	A	Dayton	4	3	
															149	A	Dayton	4	17	
															152	H	Columbia	3	2	
															194	H	Saint Louis	1	4	
															194	H	Saint Louis	3	1	
															194	H	Saint Louis	4	7	
															195	A	Fairfield	5	6	
															205	H	Hofstra	4	3	
															205	H	Hofstra	4	3	
															206	A	Albany (NY)	7	5	
															207	N	Cornell	0	1	
															208	A	UMass Lowell	2	8	
															208	A	UMass Lowell	9	2	
															208	A	UMass Lowell	2	3	
															227	H	Saint Joseph's	2	0	
															227	H	Saint Joseph's	4	3	
															227	H	Saint Joseph's	6	0	
															235	H	Manhattan	9	0	
															246	A	Sacred Heart	8	2	
				LAST 10 GAMES																
				149	A	Dayton	8	4	256	H	La Salle	11	1	227	H	Saint Joseph's	2	0		
				149	A	Dayton	4	3	257	A	George Mason	2	1	227	H	Saint Joseph's	4	3		
				149	A	Dayton	4	17	257	A	George Mason	2	3	227	H	Saint Joseph's	6	0		
				256	H	La Salle	7	2	257	A	George Mason	6	3	235	H	Manhattan	9	0		
				256	H	La Salle	5	0	206	A	Albany (NY)	7	5	246	A	Sacred Heart	8	2		

Non-Div. I Games:

Fordham

Fordham

RPI	S	Opponent	Score	
211	H	Lafayette	4	2
211	H	Lafayette	10	2
211	H	Lafayette	3	6
222	A	Ohio	11	2
222	A	Ohio	8	6
222	A	Ohio	0	1
227	N	Saint Joseph's	2	3
227	N	Saint Joseph's	11	5
235	H	Manhattan	4	1
235	H	Manhattan	12	6
246	H	Sacred Heart	12	1
252	A	Siena	6	1
273	A	Lehigh	3	2
273	A	Lehigh	8	7
273	H	Lehigh	3	2
273	H	Lehigh	14	0
273	H	Lehigh	6	13
280	H	Villanova	23	11
281	A	Bucknell	16	9
281	A	Bucknell	6	7
281	A	Bucknell	4	3
281	H	Bucknell	11	1
281	H	Bucknell	0	2
289	A	Longwood	12	2
289	A	Longwood	10	3
291	N	Fairleigh Dickinson	5	10

Army West Point

Army West Point

Army West Point

Average RPI Win: 198		WON-LOST	WINNING	LAST 10	STRENGTH OF		OPP. STRENGTH	TEAM	ADJ	CONF.	ADJ CONF.
Average RPI Loss: 95		RECORD	PCT. RANK	GAMES	SCHEDULE		OF SCHEDULE	RPI	RPI	RPI	RPI
DIV. I ONLY		25-27-0	.48077	175	3-7-0		193	120	164	.49378	164
DIV. I NON-CONF.		18-8-0	.69231	48	0-3-0		267	155	91	.53071	91
TOTALS		RPI 1-25	RPI 26-50		W-L RECORDS		RPI 51-100		RPI 101-150		RPI 150+
25-27-0		1-1-0	0-3-0		OVERALL		4-15-0		2-3-0		18-5-0
11-9-0		0-0-0	0-0-0		HOME		3-8-0		0-0-0		8-1-0
11-18-0		0-1-0	0-3-0		AWAY		1-7-0		2-3-0		8-4-0
3-0-0		1-0-0	0-0-0		NEUTRAL		0-0-0		0-0-0		2-0-0
18-8-0		1-1-0	0-0-0		NON-CONFERENCE		1-3-0		1-1-0		15-3-0
7-1-0		0-0-0	0-0-0		HOME		1-1-0		0-0-0		6-0-0
8-7-0		0-1-0	0-0-0		AWAY		0-2-0		1-1-0		7-3-0
3-0-0		1-0-0	0-0-0		NEUTRAL		0-0-0		0-0-0		2-0-0
7-19-0		0-0-0	0-3-0		CONFERENCE		3-12-0		1-2-0		3-2-0
4-8-0		0-0-0	0-0-0		HOME		2-7-0		0-0-0		2-1-0
3-11-0		0-0-0	0-3-0		AWAY		1-5-0		1-2-0		1-1-0
0-0-0		0-0-0	0-0-0		NEUTRAL		0-0-0		0-0-0		0-0-0
RPI S	Opponent	Score		RPI S	Opponent	Score		RPI S	Opponent	Score	
13 A	Oregon St.	3	4	39 A	BYU	1	10	57 A	Washington	8	10
13 N	Oregon St.	5	1	39 A	BYU	1	11	57 H	Washington	3	8
				39 A	BYU	1	3	59 A	Oregon	1	4
								59 H	Oregon	5	3
								62 H	Pepperdine	7	12
								62 H	Pepperdine	3	4
								62 H	Pepperdine	2	1
								68 A	Saint Mary's (CA)	0	1
								68 A	Saint Mary's (CA)	1	2
								68 A	Saint Mary's (CA)	2	4
								73 H	Gonzaga	3	19
								73 H	Gonzaga	2	4
								73 H	Gonzaga	3	4
								93 A	San Diego	2	10
								93 A	San Diego	3	4
								93 A	San Diego	20	0
								94 H	LMU (CA)	5	3
								94 H	LMU (CA)	3	10
								94 H	LMU (CA)	1	2
LAST 10 GAMES				LAST 10 GAMES				LAST 10 GAMES			
				159 A	Pacific	5	6	62 H	Pepperdine	3	4
				159 A	Pacific	6	3	57 A	Washington	8	10
				13 A	Oregon St.	3	4	59 A	Oregon	1	4
				62 H	Pepperdine	2	1	275 H	Santa Clara	13	9
				62 H	Pepperdine	7	12	275 H	Santa Clara	3	8
								275 H	Santa Clara	5	3
								275 H	Santa Clara	3	8
								277 A	Seattle U	8	4
								277 H	Seattle U	16	14
								277 H	Seattle U	7	1
								286 H	Northern Colo.	17	2
								286 H	Northern Colo.	4	0
								286 H	Northern Colo.	9	8

Non-Div. I Games:

Portland

RPI	S	Opponent	Score	
286	H	Northern Colo.	8	5

Portland

P
o
r
t
l
a
n
d

P
o
r
t
l
a
n
d

Average RPI Win: 132		WON-LOST	WINNING	LAST 10	STRENGTH OF		OPP. STRENGTH	TEAM	ADJ	CONF.	ADJ CONF.
Average RPI Loss: 107		RECORD	PCT. RANK	GAMES	SCHEDULE		OF SCHEDULE	RPI	RPI	RPI	RPI
DIV. I ONLY		23-28-1	.45192	194	4-5-1		87	100	165	.49358	165
DIV. I NON-CONF.		12-12-0	.5	144	1-1-0		84	104	151	.4968	151
TOTALS		RPI 1-25	RPI 26-50		W-L RECORDS		RPI 51-100		RPI 101-150		RPI 150+
23-28-1		1-4-0	2-3-1		OVERALL		5-3-0		8-12-0		7-6-0
14-16-0		1-1-0	0-2-0		HOME		1-2-0		5-8-0		7-3-0
7-10-1		0-1-0	2-1-1		AWAY		2-1-0		3-4-0		0-3-0
2-2-0		0-2-0	0-0-0		NEUTRAL		2-0-0		0-0-0		0-0-0
12-12-0		1-4-0	1-2-0		NON-CONFERENCE		2-0-0		3-4-0		5-2-0
9-8-0		1-1-0	0-2-0		HOME		0-0-0		3-3-0		5-2-0
1-2-0		0-1-0	1-0-		AWAY		0-0-0		0-1-0		0-0-0
2-2-0		0-2-0	0-0-0		NEUTRAL		2-0-0		0-0-0		0-0-0
11-16-1		0-0-0	1-1-1		CONFERENCE		3-3-0		5-8-0		2-4-0
5-8-0		0-0-0	0-0-0		HOME		1-2-0		2-5-0		2-1-0
6-8-1		0-0-0	1-1-1		AWAY		2-1-0		3-3-0		0-3-0
0-0-0		0-0-0	0-0-0		NEUTRAL		0-0-0		0-0-0		0-0-0
RPI S	Opponent	Score	RPI S	Opponent	Score	RPI S	Opponent	Score	RPI S	Opponent	Score
9 A	Texas Tech	4 6	36 H	Oklahoma	6 8	65 N	Minnesota	11 1	104 A	New Mexico St.	5 13
9 H	Texas Tech	6 15	36 H	Oklahoma	1 8	67 A	San Diego St.	0 8	104 H	New Mexico St.	8 11
9 H	Texas Tech	12 9	38 A	Fresno St.	6 6	67 A	San Diego St.	2 0	112 H	Cal St. Fullerton	7 13
13 N	Oregon St.	5 6	38 A	Fresno St.	4 10	67 A	San Diego St.	7 4	112 H	Cal St. Fullerton	6 4
13 N	Oregon St.	0 5	38 A	Fresno St.	8 2	67 H	San Diego St.	13 4	112 H	Cal St. Fullerton	18 11
			47 A	Arizona	5 4	67 H	San Diego St.	2 4	116 A	Nevada	3 5
						67 H	San Diego St.	3 19	116 A	Nevada	4 6
						73 N	Gonzaga	6 4	116 A	Nevada	9 3
									116 H	Nevada	6 4
									116 H	Nevada	8 14
									116 H	Nevada	0 3
									118 H	Grand Canyon	9 8
									118 H	Grand Canyon	7 9
									119 H	Air Force	4 5
									129 A	UNLV	0 8
									129 A	UNLV	3 2
									129 A	UNLV	7 4
									129 H	UNLV	3 2
									129 H	UNLV	8 18
									129 H	UNLV	2 4
									182 A	San Jose St.	1 5
									182 A	San Jose St.	3 8
									182 A	San Jose St.	2 4
									182 H	San Jose St.	7 6
									182 H	San Jose St.	14 2
									182 H	San Jose St.	18 22
									219 H	UC Riverside	10 9
LAST 10 GAMES			LAST 10 GAMES			LAST 10 GAMES			LAST 10 GAMES		
			67 A	San Diego St.	7 4				129 H	UNLV	2 4
			67 A	San Diego St.	2 0				119 H	Air Force	4 5
			67 A	San Diego St.	0 8				118 H	Grand Canyon	7 9
			129 H	UNLV	3 2				118 H	Grand Canyon	9 8
			129 H	UNLV	8 18				38 A	Fresno St.	6 6

Non-Div. I Games:

New Mexico

RPI	S	Opponent	Score	
219	H	UC Riverside	11	10
219	H	UC Riverside	10	18
282	H	Niagara	3	5
282	H	Niagara	5	3
282	H	Niagara	13	3
282	H	Niagara	7	4

New Mexico

N
e
w
M
e
x
i
c
o

N
e
w
M
e
x
i
c
o

Average RPI Win: 147		WON-LOST	WINNING	LAST 10	STRENGTH OF		OPP. STRENGTH	TEAM	ADJ	CONF.	ADJ CONF.
Average RPI Loss: 81		RECORD	PCT. RANK	GAMES	SCHEDULE		OF SCHEDULE	RPI	RPI	RPI	RPI
DIV. I ONLY		20-34-0	.37037	238	5-5-0		60	103	166	.49339	166
DIV. I NON-CONF.		11-18-0	.37931	212	1-1-0		73	134	168	.49013	168
TOTALS		RPI 1-25	RPI 26-50		W-L RECORDS		RPI 51-100		RPI 101-150		RPI 150+
20-34-0		1-7-0	4-12-0		OVERALL		3-5-0		3-2-0		9-8-0
11-8-0		1-2-0	3-4-0		HOME		0-1-0		2-1-0		5-0-0
7-18-0		0-0-0	1-8-0		AWAY		3-4-0		0-0-0		3-6-0
2-8-0		0-5-0	0-0-0		NEUTRAL		0-0-0		1-1-0		1-2-0
11-18-0		0-5-0	3-4-0		NON-CONFERENCE		1-4-0		0-1-0		7-4-0
7-2-0		0-0-0	2-1-0		HOME		0-1-0		0-0-0		5-0-0
3-8-0		0-0-0	1-0-		AWAY		1-3-0		0-0-0		1-2-0
1-8-0		0-5-0	0-0-0		NEUTRAL		0-0-0		0-1-0		1-2-0
9-16-0		1-2-0	1-8-0		CONFERENCE		2-1-0		3-1-0		2-4-0
4-6-0		1-2-0	1-3-0		HOME		0-0-0		2-1-0		0-0-0
4-10-0		0-0-0	0-5-0		AWAY		2-1-0		0-0-0		2-4-0
1-0-0		0-0-0	0-0-0		NEUTRAL		0-0-0		1-0-0		0-0-0
RPI S	Opponent	Score	RPI S	Opponent	Score	RPI S	Opponent	Score	RPI S	Opponent	Score
19 N	NC State	0 5	31 H	Indiana	4 13	76 A	Coastal Caro.	5 12	121 H	Northwestern	8 3
22 H	Illinois	3 5	31 H	Indiana	2 11	76 A	Coastal Caro.	0 13	121 H	Northwestern	8 2
22 H	Illinois	5 2	31 H	Indiana	5 3	89 A	Central Mich.	2 10	121 H	Northwestern	2 3
22 H	Illinois	4 8	32 H	Indiana St.	6 0	89 H	Central Mich.	6 8	127 N	Kent St.	2 12
25 N	UConn	3 9	32 H	Indiana St.	1 0	97 A	Iowa	7 5	135 N	Ohio St.	7 1
25 N	UConn	4 17	32 H	Indiana St.	1 2	97 A	Iowa	5 7	157 A	New Orleans	4 6
25 N	UConn	6 10	33 A	Arizona St.	5 8	97 A	Iowa	9 4	157 A	New Orleans	8 4
25 N	UConn	1 6	33 A	Arizona St.	0 8	99 A	Notre Dame	3 2	157 A	New Orleans	1 4
			33 A	Arizona St.	2 13				185 N	Appalachian St.	6 9
			35 A	Nebraska	2 5				186 A	Rutgers	2 4
			35 A	Nebraska	1 4				186 A	Rutgers	3 6
			35 A	Nebraska	2 6				186 A	Rutgers	0 8
			46 A	Michigan	2 16				198 N	Western Caro.	4 6
			46 A	Michigan	0 7				218 A	Purdue	7 4
			46 H	Michigan	3 6				218 A	Purdue	5 1
			47 A	Arizona	9 5				218 A	Purdue	0 2
									224 H	Western Mich.	3 2
									224 N	Western Mich.	5 2
									254 H	Valparaiso	9 3
									255 H	Toledo	4 2
									266 H	Oakland	12 2
									287 H	Eastern Mich.	5 3
LAST 10 GAMES											
22 H	Illinois	3 5	97 A	Iowa	9 4						
22 H	Illinois	5 2	97 A	Iowa	5 7						
22 H	Illinois	4 8	254 H	Valparaiso	9 3						
89 A	Central Mich.	2 10	46 A	Michigan	0 7						
97 A	Iowa	7 5	218 A	Purdue	7 4						

Non-Div. I Games:

Michigan St.

Average RPI Win:	162	WON-LOST	WINNING	LAST 10	STRENGTH OF	OPP. STRENGTH	TEAM	ADJ	CONF.	ADJ CONF.																																						
Average RPI Loss:	90	RECORD	PCT. RANK	GAMES	SCHEDULE	OF SCHEDULE	RPI	RPI	RPI	RPI																																						
DIV. I ONLY	26-29-0	.47273	180	3-7-0	163	82	167	.49291	167	10	10																																					
DIV. I NON-CONF.	15-10-0	.6	95	1-0-0	249	96	133	.50737	133	8	8																																					
TOTALS	RPI 1-25	RPI 26-50	W-L RECORDS	RPI 51-100	RPI 101-150	RPI 150+																																										
26-29-0	0-0-0	1-6-0	OVERALL	2-13-0	12-7-0	11-3-0																																										
16-12-0	0-0-0	1-0-0	HOME	0-6-0	7-4-0	8-2-0																																										
10-17-0	0-0-0	0-6-0	AWAY	2-7-0	5-3-0	3-1-0																																										
0-0-0	0-0-0	0-0-0	NEUTRAL	0-0-0	0-0-0	0-0-0																																										
15-10-0	0-0-0	1-3-0	NON-CONFERENCE	0-3-0	5-2-0	9-2-0																																										
11-2-0	0-0-0	1-0-0	HOME	0-0-0	4-1-0	6-1-0																																										
4-8-0	0-0-0	0-0-	AWAY	0-3-0	1-1-0	3-1-0																																										
0-0-0	0-0-0	0-0-0	NEUTRAL	0-0-0	0-0-0	0-0-0																																										
11-19-0	0-0-0	0-3-0	CONFERENCE	2-10-0	7-5-0	2-1-0																																										
5-10-0	0-0-0	0-0-0	HOME	0-6-0	3-3-0	2-1-0																																										
6-9-0	0-0-0	0-3-0	AWAY	2-4-0	4-2-0	0-0-0																																										
0-0-0	0-0-0	0-0-0	NEUTRAL	0-0-0	0-0-0	0-0-0																																										
RPI S Opponent Score	RPI S Opponent Score	RPI S Opponent Score	RPI S Opponent Score	RPI S Opponent Score	RPI S Opponent Score	RPI S Opponent Score																																										
26 A Ole Miss 3 15	26 H Ole Miss 6 5	30 A Missouri 1 16	30 A Missouri 4 14	45 A Texas St. 6 7	45 A Texas St. 3 5	45 A Texas St. 14 16	51 A Louisiana Tech 4 9	51 A Louisiana Tech 4 5	51 A Louisiana Tech 6 8	75 A Ga. Southern 6 10	75 A Ga. Southern 6 11	75 A Ga. Southern 6 17	76 A Coastal Caro. 0 6	76 A Coastal Caro. 4 2	76 A Coastal Caro. 7 3	86 H UT Arlington 3 4	86 H UT Arlington 3 5	86 H UT Arlington 3 9	91 H Little Rock 0 8	91 H Little Rock 9 13	91 H Little Rock 1 2	105 H South Alabama 6 0	105 H South Alabama 6 11	105 H South Alabama 8 1	106 A Troy 10 6	106 A Troy 9 3	106 A Troy 10 4	124 A Louisiana 1 6	124 A Louisiana 5 14	124 A Louisiana 12 6	125 A Memphis 9 11	125 H Memphis 4 7	130 A Central Ark. 9 6	130 H Central Ark. 6 4	136 H Missouri St. 14 2	136 H Missouri St. 6 4	136 H Missouri St. 16 4	137 H La.-Monroe 2 4	137 H La.-Monroe 4 3	137 H La.-Monroe 4 11	158 H Southern Ill. 3 4	171 A SFA 7 6	171 A SFA 2 4	171 A SFA 11 2	185 H Appalachian St. 4 7	185 H Appalachian St. 10 2	185 H Appalachian St. 27 8	254 H Valparaiso 7 1
LAST 10 GAMES							91 H Little Rock 9 13	91 H Little Rock 0 8	91 H Little Rock 1 2	26 H Ole Miss 6 5	75 A Ga. Southern 6 11	75 A Ga. Southern 6 10	185 H Appalachian St. 4 7	185 H Appalachian St. 27 8	185 H Appalachian St. 10 2	254 H Valparaiso 7 1																																

Non-Div. I Games:

Arkansas St.

Arkansas St.

Average RPI Win:	176	WON-LOST RECORD	WINNING PCT. RANK	LAST 10 GAMES	STRENGTH OF SCHEDULE	OPP. STRENGTH OF SCHEDULE	TEAM RPI	ADJ RPI	CONF. RPI	ADJ CONF. RPI	
DIV. I ONLY		25-29-0	.46296 186	7-3-0	117	144	168	.49288 168	16	16	
DIV. I NON-CONF.		12-18-0	.4 198	1-0-0	124	107	187	.47915 187	18	18	
<hr/>											
TOTALS	RPI 1-25	RPI 26-50		W-L RECORDS	RPI 51-100		RPI 101-150		RPI 150+		
25-29-0	0-0-0	0-2-0		OVERALL	4-16-0		9-6-0		12-5-0		
15-13-0	0-0-0	0-1-0		HOME	2-5-0		5-5-0		8-2-0		
10-14-0	0-0-0	0-1-0		AWAY	2-10-0		4-1-0		4-2-0		
0-2-0	0-0-0	0-0-0		NEUTRAL	0-1-0		0-0-0		0-1-0		
12-18-0	0-0-0	0-2-0		NON-CONFERENCE	3-11-0		4-2-0		5-3-0		
7-9-0	0-0-0	0-1-0		HOME	2-5-0		2-2-0		3-1-0		
5-7-0	0-0-0	0-0-		AWAY	1-5-0		2-0-0		2-1-0		
0-2-0	0-0-0	0-0-0		NEUTRAL	0-1-0		0-0-0		0-1-0		
13-11-0	0-0-0	0-0-0		CONFERENCE	1-5-0		5-4-0		7-2-0		
8-4-0	0-0-0	0-0-0		HOME	0-0-0		3-3-0		5-1-0		
5-7-0	0-0-0	0-0-0		AWAY	1-5-0		2-1-0		2-1-0		
0-0-0	0-0-0	0-0-0		NEUTRAL	0-0-0		0-0-0		0-0-0		
RPI	S	Opponent	Score	RPI	S	Opponent	Score	RPI	S	Opponent	Score
43	A	Clemson	0 2	54	A	Wake Forest	1 5	123	A	Winthrop	14 5
43	H	Clemson	1 3	54	A	Wake Forest	2 11	123	H	Winthrop	6 8
				54	N	Wake Forest	7 13	134	A	Gardner-Webb	18 3
				61	H	Kansas	7 11	134	H	Gardner-Webb	3 5
				61	H	Kansas	3 0	134	H	Gardner-Webb	7 2
				61	H	Kansas	1 15	135	H	Ohio St.	11 10
				71	A	Samford	4 8	137	A	Wofford	8 9
				71	A	Samford	0 3	137	A	Wofford	9 3
				71	A	Samford	4 14	137	A	Wofford	7 3
				77	A	South Carolina	7 4	145	H	Mercer	3 8
				77	H	South Carolina	7 12	145	H	Mercer	5 3
				80	A	UNC Greensboro	1 2	145	H	Mercer	8 7
				80	A	UNC Greensboro	9 11	150	H	ETSU	4 3
				80	A	UNC Greensboro	10 3	150	H	ETSU	7 8
				81	A	Col. of Charleston	1 3	150	H	ETSU	5 11
				81	A	Col. of Charleston	3 13	185	H	Appalachian St.	6 5
				81	A	Col. of Charleston	1 2	185	N	Appalachian St.	0 14
				90	H	Morehead St.	3 6	198	A	Western Caro.	1 5
				90	H	Morehead St.	5 6	198	A	Western Caro.	9 4
				90	H	Morehead St.	16 11	198	A	Western Caro.	4 3
				LAST 10 GAMES				232	A	Georgia St.	8 10
				145	H	Mercer	5 3	232	H	Georgia St.	4 3
				145	H	Mercer	8 7	234	A	USC Upstate	7 4
				145	H	Mercer	3 8	234	H	USC Upstate	5 4
				137	A	Wofford	8 9	249	H	VMI	11 4
				137	A	Wofford	9 3	249	H	VMI	13 5
								249	H	VMI	4 10
								249	H	VMI	4 10

Non-Div. I Games:

Furman

RPI	S	Opponent	Score	
258	A	UNC Asheville	3	2
258	H	UNC Asheville	3	4
271	H	The Citadel	5	4
271	H	The Citadel	20	6
271	H	The Citadel	7	2

Furman

F
u
r
m
a
n

F
u
r
m
a
n

[illegible]

Non-Div. I Games:

Richmond

RPI	S	Opponent	Score	
272	H	Delaware St.	7	9
274	A	St. Bonaventure	0	5
274	A	St. Bonaventure	9	3
274	A	St. Bonaventure	6	1
276	H	Bowling Green	8	6
276	H	Bowling Green	16	2
276	H	Bowling Green	4	3
285	H	Rider	6	1
285	H	Rider	3	6
285	H	Rider	10	1

Richmond

R
i
c
h
m
o
n
d

R
i
c
h
m
o
n
d

Average RPI Win: 180		WON-LOST	WINNING	LAST 10	STRENGTH OF		OPP. STRENGTH	TEAM	ADJ	CONF.	ADJ CONF.
Average RPI Loss: 155		RECORD	PCT. RANK	GAMES	SCHEDULE		OF SCHEDULE	RPI	RPI	RPI	RPI
DIV. I ONLY		18-27-0	.4	224	3-7-0		85	234	170	.49216	170
DIV. I NON-CONF.		10-13-0	.43478	184	1-1-0		87	245	113	.51842	113
TOTALS		RPI 1-25	RPI 26-50		W-L RECORDS		RPI 51-100		RPI 101-150		RPI 150+
18-27-0		0-1-0	0-0-0		OVERALL		2-3-0		3-8-0		13-15-0
7-7-0		0-1-0	0-0-0		HOME		0-0-0		0-0-0		7-6-0
9-19-0		0-0-0	0-0-0		AWAY		1-3-0		3-8-0		5-8-0
2-1-0		0-0-0	0-0-0		NEUTRAL		1-0-0		0-0-0		1-1-0
10-13-0		0-1-0	0-0-0		NON-CONFERENCE		2-0-0		2-4-0		6-8-0
2-1-0		0-1-0	0-0-0		HOME		0-0-0		0-0-0		2-0-0
6-11-0		0-0-0	0-0-		AWAY		1-0-0		2-4-0		3-7-0
2-1-0		0-0-0	0-0-0		NEUTRAL		1-0-0		0-0-0		1-1-0
8-14-0		0-0-0	0-0-0		CONFERENCE		0-3-0		1-4-0		7-7-0
5-6-0		0-0-0	0-0-0		HOME		0-0-0		0-0-0		5-6-0
3-8-0		0-0-0	0-0-0		AWAY		0-3-0		1-4-0		2-1-0
0-0-0		0-0-0	0-0-0		NEUTRAL		0-0-0		0-0-0		0-0-0
RPI S	Opponent	Score		RPI S	Opponent	Score		RPI S	Opponent	Score	
25 H	UConn	7	10					53 A	VCU	2	5
								53 A	VCU	2	7
								53 A	VCU	1	3
								58 A	Boston College	6	2
								96 N	Harvard	10	9
								103 A	UTRGV	6	12
								103 A	UTRGV	1	4
								103 A	UTRGV	14	11
								109 A	Incarnate Word	4	19
								132 A	Rhode Island	3	8
								132 A	Rhode Island	3	5
								140 A	Navy	4	12
								140 A	Navy	3	0
								149 A	Dayton	2	11
								149 A	Dayton	9	2
								149 A	Dayton	0	6
								153 H	Davidson	1	2
								153 H	Davidson	2	1
								160 A	A&M-Corpus Christi	9	12
								174 A	Kennesaw St.	2	12
								174 A	Kennesaw St.	0	9
								174 A	Kennesaw St.	7	12
								181 A	Holy Cross	2	11
								194 H	Saint Louis	17	8
								194 H	Saint Louis	4	9
								194 H	Saint Louis	7	6
								195 H	Fairfield	6	3
								196 H	Quinnipiac	16	9
								200 A	Maine	6	5
								200 A	Maine	7	5
								200 A	Maine	1	4
								206 N	Albany (NY)	6	7
LAST 10 GAMES											
				227 H	Saint Joseph's	5	8	132 A	Rhode Island	3	5
				227 H	Saint Joseph's	4	8	153 H	Davidson	1	2
				227 H	Saint Joseph's	0	2	153 H	Davidson	2	1
				195 H	Fairfield	6	3	214 A	Hartford	4	5
				132 A	Rhode Island	3	8	256 A	La Salle	5	2

Non-Div. I Games:

Massachusetts

RPI	S	Opponent	Score	
212	A	Central Conn. St.	2	1
212	N	Central Conn. St.	1	0
214	A	Hartford	4	5
216	H	George Washington	2	4
216	H	George Washington	8	0
216	H	George Washington	10	4
227	H	Saint Joseph's	4	8
227	H	Saint Joseph's	0	2
227	H	Saint Joseph's	5	8
256	A	La Salle	5	2
256	A	La Salle	9	6
256	A	La Salle	5	6

Massachusetts

M
a
s
s
a
c
h
u
s
e
t
t
s

M
a
s
s
a
c
h
u
s
e
t
t
s

Average RPI Win: 170		WON-LOST	WINNING	LAST 10	STRENGTH OF	OPP. STRENGTH	TEAM	ADJ	CONF.	ADJ CONF.			
Average RPI Loss: 107		RECORD	PCT. RANK	GAMES	SCHEDULE	OF SCHEDULE	RPI	RPI	RPI	RPI			
DIV. I ONLY		24-31-0	.43636	204	3-7-0	106	139	171	.49164	171	12	12	
DIV. I NON-CONF.		8-17-0	.32	234	0-1-0	83	181	210	.46883	209	13	13	
<hr/>													
TOTALS		RPI 1-25		RPI 26-50		W-L RECORDS		RPI 51-100		RPI 101-150		RPI 150+	
24-31-0		0-5-0		0-2-0		OVERALL		4-7-0		3-6-0		17-11-0	
13-14-0		0-0-0		0-1-0		HOME		2-4-0		2-1-0		9-8-0	
10-16-0		0-5-0		0-1-0		AWAY		1-2-0		1-5-0		8-3-0	
1-1-0		0-0-0		0-0-0		NEUTRAL		1-1-0		0-0-0		0-0-0	
8-17-0		0-5-0		0-2-0		NON-CONFERENCE		2-3-0		0-0-0		6-7-0	
4-8-0		0-0-0		0-1-0		HOME		0-0-0		0-0-0		4-7-0	
3-8-0		0-5-0		0-0-		AWAY		1-2-0		0-0-0		2-0-0	
1-1-0		0-0-0		0-0-0		NEUTRAL		1-1-0		0-0-0		0-0-0	
16-14-0		0-0-0		0-0-0		CONFERENCE		2-4-0		3-6-0		11-4-0	
9-6-0		0-0-0		0-0-0		HOME		2-4-0		2-1-0		5-1-0	
7-8-0		0-0-0		0-0-0		AWAY		0-0-0		1-5-0		6-3-0	
0-0-0		0-0-0		0-0-0		NEUTRAL		0-0-0		0-0-0		0-0-0	
RPI	S	Opponent		Score	RPI	S	Opponent		Score	RPI	S	Opponent	Score
11	A	UC Santa Barbara		12 14	27	A	Baylor		0 10	63	H	Sam Houston St.	3 6
11	A	UC Santa Barbara		0 7	42	H	Houston		1 16	63	H	Sam Houston St.	2 4
11	A	UC Santa Barbara		2 3						63	H	Sam Houston St.	12 7
14	A	Texas A&M		3 5						74	A	TCU	3 19
24	A	DBU		0 11						79	H	Southeastern La.	1 5
										79	H	Southeastern La.	4 2
										79	H	Southeastern La.	3 11
										82	N	Wichita St.	3 2
										82	N	Wichita St.	2 18
										86	A	UT Arlington	8 9
										86	A	UT Arlington	11 9

Non-Div. I Games:

SFA

RPI	S	Opponent	Score	
210	A	Lamar University	4	1
210	A	Lamar University	5	3
210	A	Lamar University	4	2
220	H	Houston Baptist	6	0
220	H	Houston Baptist	4	2
220	H	Houston Baptist	1	0
230	H	Grambling	6	2
292	A	Ark.-Pine Bluff	4	2
292	H	Ark.-Pine Bluff	4	6
293	A	Prairie View	8	5

SFA

Average RPI Win: 163		WON-LOST	WINNING	LAST 10	STRENGTH OF		OPP. STRENGTH	TEAM	ADJ	CONF.	ADJ CONF.
Average RPI Loss: 116		RECORD	PCT. RANK	GAMES	SCHEDULE		OF SCHEDULE	RPI	RPI	RPI	RPI
DIV. I ONLY		23-32-0	.41818	214	3-7-0		78	148	172	.49147	172
DIV. I NON-CONF.		11-14-0	.44	183	0-2-0		70	232	153	.49652	153
TOTALS		RPI 1-25	RPI 26-50		W-L RECORDS		RPI 51-100		RPI 101-150		RPI 150+
23-32-0		0-3-0	0-4-0		OVERALL		6-7-0		3-5-0		14-13-0
13-15-0		0-1-0	0-0-0		HOME		3-3-0		1-3-0		9-8-0
9-16-0		0-2-0	0-4-0		AWAY		3-4-0		2-2-0		4-4-0
1-1-0		0-0-0	0-0-0		NEUTRAL		0-0-0		0-0-0		1-1-0
11-14-0		0-3-0	0-1-0		NON-CONFERENCE		2-2-0		0-2-0		9-6-0
7-6-0		0-1-0	0-0-0		HOME		0-0-0		0-1-0		7-4-0
3-7-0		0-2-0	0-0-0		AWAY		2-2-0		0-1-0		1-1-0
1-1-0		0-0-0	0-0-0		NEUTRAL		0-0-0		0-0-0		1-1-0
12-18-0		0-0-0	0-3-0		CONFERENCE		4-5-0		3-3-0		5-7-0
6-9-0		0-0-0	0-0-0		HOME		3-3-0		1-2-0		2-4-0
6-9-0		0-0-0	0-3-0		AWAY		1-2-0		2-1-0		3-3-0
0-0-0		0-0-0	0-0-0		NEUTRAL		0-0-0		0-0-0		0-0-0
RPI S	Opponent	Score	RPI S	Opponent	Score	RPI S	Opponent	Score	RPI S	Opponent	Score
9 A	Texas Tech	6 9	37 A	Fla. Atlantic	1 7	51 H	Louisiana Tech	0 3	117 A	FGCU	0 3
18 A	Miami (FL)	10 18	37 A	Fla. Atlantic	0 1	51 H	Louisiana Tech	5 4	117 H	FGCU	6 11
18 H	Miami (FL)	8 10	37 A	Fla. Atlantic	3 4	51 H	Louisiana Tech	2 5	128 H	UAB	3 4
			42 A	Houston	4 5	55 A	Florida St.	6 9	128 H	UAB	14 9
						56 H	Southern Miss.	6 4	128 H	UAB	4 11
						56 H	Southern Miss.	16 6	143 A	Rice	13 7
						56 H	Southern Miss.	7 15	143 A	Rice	5 2
						64 A	Old Dominion	2 7	143 A	Rice	5 8
						64 A	Old Dominion	6 8	156 H	Stony Brook	13 2
						64 A	Old Dominion	12 6	156 H	Stony Brook	7 13
						100 A	Jacksonville St.	2 1	156 H	Stony Brook	6 7
						100 A	Jacksonville St.	1 3	160 H	Western Ky.	1 15
						100 A	Jacksonville St.	5 2	160 H	Western Ky.	4 5
									160 H	Western Ky.	2 1
									176 N	South Dakota St.	4 1
									176 N	South Dakota St.	3 4
									178 A	Marshall	4 7
									178 A	Marshall	3 0
									178 A	Marshall	5 16
									179 H	Seton Hall	1 0
									179 H	Seton Hall	6 5
									179 H	Seton Hall	10 7
									201 A	Stetson	4 6
									201 H	Stetson	5 8
									213 H	Charlotte	2 1
									213 H	Charlotte	9 10
									213 H	Charlotte	3 6
LAST 10 GAMES			LAST 10 GAMES			LAST 10 GAMES			LAST 10 GAMES		
			51 H	Louisiana Tech	5 4	223 A	Middle Tenn.	7 3			
			51 H	Louisiana Tech	2 5	223 A	Middle Tenn.	1 3			
			51 H	Louisiana Tech	0 3	9 A	Texas Tech	6 9			
			201 A	Stetson	4 6	128 H	UAB	4 11			
			223 A	Middle Tenn.	10 6	128 H	UAB	3 4			

Non-Div. I Games:

FIU

RPI	S	Opponent	Score	
223	A	Middle Tenn.	1	3
223	A	Middle Tenn.	7	3
223	A	Middle Tenn.	10	6
240	H	Florida A&M	8	6
240	H	Florida A&M	2	3
265	A	Bethune-Cookman	7	4
265	H	Bethune-Cookman	2	0
265	H	Bethune-Cookman	9	2

FIU

F
I
U

F
I
U

Average RPI Win:		136	WON-LOST RECORD		WINNING PCT. RANK		LAST 10 GAMES		STRENGTH OF SCHEDULE		OPP. STRENGTH OF SCHEDULE		TEAM RPI		ADJ RPI		CONF. RPI		ADJ CONF. RPI				
Average RPI Loss:		56																					
DIV. I ONLY			14-33-0		.29787 270		2-8-0		38		30		173		.48937 173		4		4				
DIV. I NON-CONF.			8-9-0		.47059 163		0-1-0		88		120		116		.51678 116		3		3				
TOTALS		RPI 1-25		RPI 26-50		W-L RECORDS		RPI 51-100		RPI 101-150		RPI 150+											
14-33-0		0-10-0		3-9-0		OVERALL		4-10-0		2-2-0		5-2-0											
7-12-0		0-0-0		2-6-0		HOME		2-5-0		0-0-0		3-1-0											
3-19-0		0-10-0		1-3-0		AWAY		1-4-0		1-1-0		0-1-0											
4-2-0		0-0-0		0-0-0		NEUTRAL		1-1-0		1-1-0		2-0-0											
8-9-0		0-1-0		1-2-0		NON-CONFERENCE		2-3-0		2-2-0		3-1-0											
2-2-0		0-0-0		1-1-0		HOME		0-1-0		0-0-0		1-0-0											
2-5-0		0-1-0		0-0-		AWAY		1-1-0		1-1-0		0-1-0											
4-2-0		0-0-0		0-0-0		NEUTRAL		1-1-0		1-1-0		2-0-0											
6-24-0		0-9-0		2-7-0		CONFERENCE		2-7-0		0-0-0		2-1-0											
5-10-0		0-0-0		1-5-0		HOME		2-4-0		0-0-0		2-1-0											
1-14-0		0-9-0		1-2-0		AWAY		0-3-0		0-0-0		0-0-0											
0-0-0		0-0-0		0-0-0		NEUTRAL		0-0-0		0-0-0		0-0-0											
RPI	S	Opponent		Score		RPI	S	Opponent		Score		RPI	S	Opponent		Score							
1	A	UCLA		4 6		33	H	Arizona St.		6 11		57	A	Washington		2 4							
1	A	UCLA		1 6		33	H	Arizona St.		6 3		57	A	Washington		4 5							
1	A	UCLA		0 5		33	H	Arizona St.		5 8		57	A	Washington		5 12							
5	A	East Carolina		6 7		34	H	California		6 13		59	H	Oregon		3 6							
13	A	Oregon St.		2 3		34	H	California		4 8		59	H	Oregon		4 9							
13	A	Oregon St.		0 11		34	H	California		4 6		59	H	Oregon		6 9							
13	A	Oregon St.		2 6		39	H	BYU		3 10		67	A	San Diego St.		2 3							
16	A	Stanford		6 7		39	H	BYU		8 6		73	H	Gonzaga		3 5							
16	A	Stanford		4 7		45	A	Texas St.		3 8		78	N	Wright St.		12 8							
16	A	Stanford		3 7		47	A	Arizona		0 8		85	N	Kansas St.		4 6							
						47	A	Arizona		21 10		92	H	Southern California		5 4							
						47	A	Arizona		7 18		92	H	Southern California		5 4							
												92	H	Southern California		0 6							
												93	A	San Diego		6 5							
LAST 10 GAMES																							
214 H Washington St.						4 8						57 A Washington						4 5					
214 H Washington St.						2 1						57 A Washington						5 12					
214 H Washington St.						6 4						34 H California						6 13					
39 H BYU						3 10						34 H California						4 6					
57 A Washington						2 4						34 H California						4 8					

Non-Div. I Games:

Utah

Average RPI Win: 169		WON-LOST	WINNING	LAST 10	STRENGTH OF		OPP. STRENGTH	TEAM	ADJ	CONF.	ADJ CONF.
Average RPI Loss: 123		RECORD	PCT. RANK	GAMES	SCHEDULE		OF SCHEDULE	RPI	RPI	RPI	RPI
DIV. I ONLY		27-29-0	.48214	167	6-4-0		110	147	174	.48926	174
DIV. I NON-CONF.		16-16-0	.5	144	2-0-0		132	119	176	.48497	176
TOTALS		RPI 1-25	RPI 26-50		W-L RECORDS		RPI 51-100		RPI 101-150		RPI 150+
27-29-0		1-4-0	0-0-0		OVERALL		4-7-0		5-5-0		17-13-0
23-13-0		1-2-0	0-0-0		HOME		4-3-0		4-2-0		14-6-0
4-16-0		0-2-0	0-0-0		AWAY		0-4-0		1-3-0		3-7-0
0-0-0		0-0-0	0-0-0		NEUTRAL		0-0-0		0-0-0		0-0-0
16-16-0		1-4-0	0-0-0		NON-CONFERENCE		1-4-0		3-1-0		11-7-0
16-8-0		1-2-0	0-0-0		HOME		1-0-0		3-0-0		11-6-0
0-8-0		0-2-0	0-0-		AWAY		0-4-0		0-1-0		0-1-0
0-0-0		0-0-0	0-0-0		NEUTRAL		0-0-0		0-0-0		0-0-0
11-13-0		0-0-0	0-0-0		CONFERENCE		3-3-0		2-4-0		6-6-0
7-5-0		0-0-0	0-0-0		HOME		3-3-0		1-2-0		3-0-0
4-8-0		0-0-0	0-0-0		AWAY		0-0-0		1-2-0		3-6-0
0-0-0		0-0-0	0-0-0		NEUTRAL		0-0-0		0-0-0		0-0-0
RPI S	Opponent	Score	RPI S	Opponent	Score	RPI S	Opponent	Score	RPI S	Opponent	Score
3 A	Georgia	1 11				52 H	Liberty	3 5	111 A	North Florida	9 4
3 H	Georgia	6 7				52 H	Liberty	7 3	111 A	North Florida	2 3
10 A	Georgia Tech	1 9				52 H	Liberty	10 14	111 A	North Florida	0 8
10 H	Georgia Tech	7 10				71 A	Samford	5 6	117 H	FGCU	4 6
15 H	West Virginia	5 3				71 A	Samford	2 3	117 H	FGCU	4 8
						71 A	Samford	3 6	117 H	FGCU	4 0
						75 A	Ga. Southern	2 7	145 A	Mercer	0 7
						75 H	Ga. Southern	11 10	145 H	Mercer	8 5
						83 H	Jacksonville	13 10	148 H	Presbyterian	7 3
						83 H	Jacksonville	6 9	148 H	Presbyterian	13 5
						83 H	Jacksonville	10 0	155 A	Lipscomb	2 13
									155 A	Lipscomb	3 4
									155 A	Lipscomb	3 6
									169 H	Richmond	8 9
									170 H	Massachusetts	12 2
									170 H	Massachusetts	9 0
									170 H	Massachusetts	12 7
									175 H	UNCW	4 12
									175 H	UNCW	2 5
									175 H	UNCW	9 8
									180 H	Binghamton	6 12
									180 H	Binghamton	10 1
									191 H	UT Martin	4 6
									191 H	UT Martin	3 1
									191 H	UT Martin	2 1
									201 A	Stetson	3 9
									201 A	Stetson	0 4
			LAST 10 GAMES								
			83 H	Jacksonville	13 10	111 A	North Florida	2 3			
			83 H	Jacksonville	10 0	111 A	North Florida	0 8			
			83 H	Jacksonville	6 9	145 H	Mercer	8 5			
			75 H	Ga. Southern	11 10	52 H	Liberty	7 3			
			111 A	North Florida	9 4	52 H	Liberty	10 14			

Non-Div. I Games:

Kennesaw St.

RPI	S	Opponent	Score	
201	A	Stetson	2	1
217	H	UIC	9	2
226	A	NJIT	6	7
226	A	NJIT	13	11
226	A	NJIT	18	8
232	A	Georgia St.	7	9
232	H	Georgia St.	12	10
242	H	North Ala.	8	3
242	H	North Ala.	3	1
242	H	North Ala.	7	6
253	H	Towson	5	2
253	H	Towson	2	5
253	H	Towson	11	5

Kennesaw St.

K
e
n
n
e
s
a
w
S
t
.

K
e
n
n
e
s
a
w
S
t
.

RPI	S	Opponent	Score	
252	H	Siena	7	2
252	H	Siena	10	3
253	A	Towson	11	6
253	A	Towson	3	1
253	A	Towson	8	4
254	H	Valparaiso	10	8
254	H	Valparaiso	8	10
254	H	Valparaiso	4	3
255	H	Toledo	3	5
255	H	Toledo	13	5
284	H	Iona	11	4

UNCW

U
N
C
W

U
N
C
W

Average RPI Win:	221	WON-LOST	WINNING	LAST 10	STRENGTH OF	OPP. STRENGTH	TEAM	ADJ	CONF.	ADJ CONF.	
Average RPI Loss:	169	RECORD	PCT. RANK	GAMES	SCHEDULE	OF SCHEDULE	RPI	RPI	RPI	RPI	
DIV. I ONLY	26-20-0	.56522	99	7-3-0	261	251	177	.48809	176	27	27
DIV. I NON-CONF.	7-10-0	.41176	196	0-1-0	184	27	146	.49938	146	28	28
TOTALS	RPI 1-25	RPI 26-50	W-L RECORDS		RPI 51-100	RPI 101-150		RPI 150+			
26-20-0	0-0-0	1-1-0	OVERALL		2-4-0	1-3-0		22-12-0			
6-5-0	0-0-0	0-0-0	HOME		0-0-0	0-0-0		6-5-0			
14-10-0	0-0-0	0-1-0	AWAY		2-4-0	1-1-0		11-4-0			
6-5-0	0-0-0	1-0-0	NEUTRAL		0-0-0	0-2-0		5-3-0			
7-10-0	0-0-0	1-1-0	NON-CONFERENCE		2-4-0	1-3-0		3-2-0			
0-0-0	0-0-0	0-0-0	HOME		0-0-0	0-0-0		0-0-0			
3-6-0	0-0-0	0-0-	AWAY		2-4-0	1-1-0		0-0-0			
4-4-0	0-0-0	1-0-0	NEUTRAL		0-0-0	0-2-0		3-2-0			
19-10-0	0-0-0	0-0-0	CONFERENCE		0-0-0	0-0-0		19-10-0			
6-5-0	0-0-0	0-0-0	HOME		0-0-0	0-0-0		6-5-0			
11-4-0	0-0-0	0-0-0	AWAY		0-0-0	0-0-0		11-4-0			
2-1-0	0-0-0	0-0-0	NEUTRAL		0-0-0	0-0-0		2-1-0			
RPI S	Opponent	Score	RPI S	Opponent	Score	RPI S	Opponent	Score	RPI S	Opponent	Score
			30 N	Missouri	6 3	65 A	Minnesota	0 5	130 A	Central Ark.	3 8
			40 A	Alabama	4 5	65 A	Minnesota	1 5	130 A	Central Ark.	7 5
						91 A	Little Rock	3 10	142 N	Northeastern	9 12
						91 A	Little Rock	9 4	142 N	Northeastern	7 13
						91 A	Little Rock	6 7	172 N	FIU	1 4
						91 A	Little Rock	8 6	172 N	FIU	4 3
									191 N	UT Martin	7 1
									191 N	UT Martin	15 3
									191 N	UT Martin	4 5
									204 A	Oral Roberts	9 8
									204 A	Oral Roberts	2 1
									204 A	Oral Roberts	0 1
									204 H	Oral Roberts	5 4
									204 H	Oral Roberts	3 5
									209 A	Omaha	2 5
									209 A	Omaha	6 4
									209 A	Omaha	3 0
									209 H	Omaha	10 12
									209 H	Omaha	7 11
									209 H	Omaha	4 9
									245 A	Western Ill.	7 4
									245 A	Western Ill.	6 10
									245 A	Western Ill.	7 6
									245 H	Western Ill.	11 9
									245 H	Western Ill.	11 3
									245 H	Western Ill.	6 7
									263 A	North Dakota St.	8 1
</											

Non-Div. I Games: Sioux Falls 11 7

South Dakota St.

RPI	S	Opponent	Score	
263	A	North Dakota St.	2	3
263	A	North Dakota St.	2	1
263	N	North Dakota St.	10	9
263	N	North Dakota St.	2	6
263	N	North Dakota St.	5	2
297	A	Purdue Fort Wayne	12	2
297	A	Purdue Fort Wayne	5	4
297	A	Purdue Fort Wayne	8	0
297	H	Purdue Fort Wayne	7	4
297	H	Purdue Fort Wayne	12	2
297	H	Purdue Fort Wayne	8	0

South Dakota St.

S
o
u
t
h
D
a
k
o
t
a
S
t
.

S
o
u
t
h
D
a
k
o
t
a
S
t
.

Average RPI Win:	221	WON-LOST RECORD	WINNING PCT. RANK	LAST 10 GAMES	STRENGTH OF SCHEDULE	OPP. STRENGTH OF SCHEDULE	TEAM RPI	ADJ RPI	CONF. RPI	ADJ CONF. RPI		
DIV. I ONLY		23-29-0	.44231	201	4-6-0	183	232	176	.48637	177	18	18
DIV. I NON-CONF.		10-11-0	.47619	161	3-2-0	176	259	125	.50968	128	21	21
<hr/>												
TOTALS	RPI 1-25	RPI 26-50		W-L RECORDS		RPI 51-100		RPI 101-150		RPI 150+		
23-29-0	0-3-0	0-1-0		OVERALL		2-4-0		0-3-0		21-18-0		
6-9-0	0-0-0	0-0-0		HOME		0-0-0		0-3-0		6-6-0		
17-19-0	0-3-0	0-1-0		AWAY		2-4-0		0-0-0		15-11-0		
0-1-0	0-0-0	0-0-0		NEUTRAL		0-0-0		0-0-0		0-1-0		
<hr/>												
10-11-0	0-3-0	0-1-0		NON-CONFERENCE		0-0-0		0-0-0		10-7-0		
2-1-0	0-0-0	0-0-0		HOME		0-0-0		0-0-0		2-1-0		
8-10-0	0-3-0	0-0-		AWAY		0-0-0		0-0-0		8-6-0		
0-0-0	0-0-0	0-0-0		NEUTRAL		0-0-0		0-0-0		0-0-0		
<hr/>												
13-18-0	0-0-0	0-0-0		CONFERENCE		2-4-0		0-3-0		11-11-0		
4-8-0	0-0-0	0-0-0		HOME		0-0-0		0-3-0		4-5-0		
9-9-0	0-0-0	0-0-0		AWAY		2-4-0		0-0-0		7-5-0		
0-1-0	0-0-0	0-0-0		NEUTRAL		0-0-0		0-0-0		0-1-0		
<hr/>												
RPI S	Opponent	Score	RPI S	Opponent	Score	RPI S	Opponent	Score	RPI S	Opponent	Score	
6 A	Arkansas	7 15	29 A	Illinois St.	0 3	90 A	Morehead St.	8 10	126 H	Austin Peay	3 6	
6 A	Arkansas	2 3				90 A	Morehead St.	5 4	126 H	Austin Peay	5 29	
6 A	Arkansas	3 12				90 A	Morehead St.	8 11	126 H	Austin Peay	9 13	
						100 A	Jacksonville St.	5 4	158 H	Southern Ill.	8 9	
						100 A	Jacksonville St.	5 6	160 A	Western Ky.	9 10	
						100 A	Jacksonville St.	5 12	160 A	Western Ky.	8 1	
									160 A	Western Ky.	4 5	
									191 H	UT Martin	1 4	
									191 H	UT Martin	4 9	
									191 H	UT Martin	16 5	
									191 N	UT Martin	1 2	
									193 A	Murray St.	1 3	
									193 A	Murray St.	6 14	
									193 A	Murray St.	8 3	
									199 H	Eastern Ky.	3 7	
									199 H	Eastern Ky.	3 4	
									199 H	Eastern Ky.	10 9	
									202 A	Belmont	9 6	
									202 A	Belmont	7 9	
									202 A	Belmont	1 5	
									203 A	Southern U.	4 2	
									203 A	Southern U.	6 1	
									203 A	Southern U.	3 5	
									203 A	Southern U.	8 10	
									237 A	Tennessee Tech	15 5	
									237 A	Tennessee Tech	13 2	
									237 A	Tennessee Tech	13 12	
<hr/>												
LAST 10 GAMES												
191 N	UT Martin	1 2	126 H	Austin Peay	3 6	203 A	Southern U.	3 5	203 A	Southern U.	8 10	
249 A	VMI	13 5	126 H	Austin Peay	5 29	203 A	Southern U.	8 10				
249 A	VMI	3 7	126 H	Austin Peay	9 13							
249 A	VMI	4 5	288 A	Chicago St.	8 3							
243 H	Butler	13 6	239 A	SIUE	15 7							
<hr/>												
Non-Div. I Games:	Robert Morris (IL)	10 14	Robert Morris-Peoria	13 2	Lindenwood (IL)	5 2	Illinois Col.	11 1	Eastern Ill.			

E
a
s
t
e
r
n
I
l
l
.

Eastern Illinois.

Eastern Ill.

[illegible]

Non-Div. I Games:

Marshall

RPI	S	Opponent	Score	
223	H	Middle Tenn.	13	3
223	H	Middle Tenn.	7	0
249	A	VMI	7	6
257	N	George Mason	4	9
284	N	Iona	8	3
284	N	Iona	9	8
287	H	Eastern Mich.	8	5
287	H	Eastern Mich.	6	1
287	H	Eastern Mich.	10	3
287	H	Eastern Mich.	25	3

Marshall

Average RPI Win:	221	WON-LOST	WINNING	LAST 10	STRENGTH OF	OPP. STRENGTH	TEAM	ADJ	CONF.	ADJ CONF.					
Average RPI Loss:	141	RECORD	PCT. RANK	GAMES	SCHEDULE	OF SCHEDULE	RPI	RPI	RPI	RPI					
DIV. I ONLY		25-26-0	.4902	162	6-4-0	244	224	179	.48498	179	17	17			
DIV. I NON-CONF.		16-17-0	.48485	152	1-0-0	269	261	182	.48125	182	17	17			
<hr/>															
TOTALS	RPI 1-25	RPI 26-50		W-L RECORDS		RPI 51-100		RPI 101-150		RPI 150+					
25-26-0	0-3-0	1-1-0		OVERALL		4-5-0		0-7-0		20-10-0					
5-4-0	0-3-0	0-0-0		HOME		0-0-0		0-0-0		5-1-0					
16-15-0	0-0-0	1-1-0		AWAY		3-3-0		0-3-0		12-8-0					
4-7-0	0-0-0	0-0-0		NEUTRAL		1-2-0		0-4-0		3-1-0					
<hr/>															
16-17-0	0-0-0	1-1-0		NON-CONFERENCE		2-4-0		0-4-0		13-8-0					
0-0-0	0-0-0	0-0-0		HOME		0-0-0		0-0-0		0-0-0					
12-10-0	0-0-0	1-0-		AWAY		1-2-0		0-0-0		10-7-0					
4-7-0	0-0-0	0-0-0		NEUTRAL		1-2-0		0-4-0		3-1-0					
<hr/>															
9-9-0	0-3-0	0-0-0		CONFERENCE		2-1-0		0-3-0		7-2-0					
5-4-0	0-3-0	0-0-0		HOME		0-0-0		0-0-0		5-1-0					
4-5-0	0-0-0	0-0-0		AWAY		2-1-0		0-3-0		2-1-0					
0-0-0	0-0-0	0-0-0		NEUTRAL		0-0-0		0-0-0		0-0-0					
<hr/>															
RPI	S	Opponent	Score	RPI	S	Opponent	Score	RPI	S	Opponent	Score				
23	H	Creighton	1 5	41	A	Virginia	0 4	61	N	Kansas	4 7	106	A	St. John's (NY)	2 6
23	H	Creighton	1 3	41	A	Virginia	3 0	70	A	Xavier	3 1	106	A	St. John's (NY)	6 7
23	H	Creighton	1 11					70	A	Xavier	5 7	106	A	St. John's (NY)	0 3
								70	A	Xavier	11 3	135	N	Ohio St.	3 5
								74	A	TCU	6 8	135	N	Ohio St.	3 4
								74	A	TCU	1 5	135	N	Ohio St.	0 6
								74	A	TCU	7 3	149	N	Dayton	1 2
								96	N	Harvard	2 6	172	A	FIU	7 10
								96	N	Harvard	7 4	172	A	FIU	0 1
												172	A	FIU	5 6
												184	A	Penn	2 5
												211	A	Lafayette	7 1
												226	N	NJIT	8 5
												227	N	Saint Joseph's	4 7
												231	A	Princeton	7 2
												241	A	Monmouth	12 2
												241	A	Monmouth	6 3
												243	H	Butler	9 8
												243	H	Butler	4 5
												243	H	Butler	9 4
												247	H	Georgetown	7 1
												247	H	Georgetown	6 5
												247	H	Georgetown	6 2
												250	A	Wagner	11 7
												250	N	Wagner	10 0
												280	A	Villanova	5 6
												280	A	Villanova	6 3
<hr/>															
LAST 10 GAMES															

Non-Div. I Games:

Seton Hall

RPI	S	Opponent	Score	
280	A	Villanova	7	5
281	N	Bucknell	12	1
284	A	Iona	0	5
284	A	Iona	14	3
284	A	Iona	7	0
285	A	Rider	8	11
291	A	Fairleigh Dickinson	8	1
291	A	Fairleigh Dickinson	10	5
291	A	Fairleigh Dickinson	5	6
299	A	Saint Peter's	8	1

Seton Hall

S
e
t
o
n
H
a
l
l

S
e
t
o
n
H
a
l
l

[illegible]

Non-Div. I Games:

Binghamton

RPI	S	Opponent	Score	
212	H	Central Conn. St.	3	2
214	H	Hartford	12	1
214	H	Hartford	1	0
214	H	Hartford	6	2
249	A	VMI	8	4
249	A	VMI	2	1
249	A	VMI	4	2
252	H	Siena	8	1
262	A	UMBC	7	5
262	A	UMBC	13	4
274	H	St. Bonaventure	0	1
281	A	Bucknell	4	6
282	H	Niagara	16	4

Binghamton

B
i
n
g
h
a
m
t
o
n

B
i
n
g
h
a
m
t
o
n

Average RPI Win:	210	WON-LOST RECORD	WINNING PCT. RANK	LAST 10 GAMES	STRENGTH OF SCHEDULE	OPP. STRENGTH OF SCHEDULE	TEAM RPI	ADJ RPI	CONF. RPI	ADJ CONF. RPI						
DIV. I ONLY		22-32-0	.40741	221	4-6-0	115	222	181	.48387	181	25	25				
DIV. I NON-CONF.		6-20-0	.23077	267	0-1-0	90	84	220	.46272	219	26	26				
<hr/>																
TOTALS	RPI 1-25	RPI 26-50		W-L RECORDS		RPI 51-100		RPI 101-150		RPI 150+						
22-32-0	0-1-0	0-4-0		OVERALL		0-5-0		4-12-0		18-10-0						
12-6-0	0-0-0	0-0-0		HOME		0-0-0		1-2-0		11-4-0						
8-23-0	0-1-0	0-4-0		AWAY		0-5-0		3-10-0		5-3-0						
2-3-0	0-0-0	0-0-0		NEUTRAL		0-0-0		0-0-0		2-3-0						
<hr/>																
6-20-0	0-1-0	0-4-0		NON-CONFERENCE		0-5-0		2-9-0		4-1-0						
3-1-0	0-0-0	0-0-0		HOME		0-0-0		0-1-0		3-0-0						
2-18-0	0-1-0	0-0-		AWAY		0-5-0		2-8-0		0-0-0						
1-1-0	0-0-0	0-0-0		NEUTRAL		0-0-0		0-0-0		1-1-0						
<hr/>																
16-12-0	0-0-0	0-0-0		CONFERENCE		0-0-0		2-3-0		14-9-0						
9-5-0	0-0-0	0-0-0		HOME		0-0-0		1-1-0		8-4-0						
6-5-0	0-0-0	0-0-0		AWAY		0-0-0		1-2-0		5-3-0						
1-2-0	0-0-0	0-0-0		NEUTRAL		0-0-0		0-0-0		1-2-0						
<hr/>																
RPI	S	Opponent	Score		RPI	S	Opponent	Score		RPI	S	Opponent	Score			
20	A	LSU	2	9	27	A	Baylor	0	12	56	A	Southern Miss.	1	4		
					27	A	Baylor	5	8	56	A	Southern Miss.	0	4		
					27	A	Baylor	1	6	56	A	Southern Miss.	3	5		
					27	A	Baylor	5	8	58	A	Boston College	4	11		
										96	A	Harvard	6	7		
												101	A	McNeese	0	13
												101	A	McNeese	1	4
												128	A	UAB	2	6
												128	A	UAB	6	20
												128	A	UAB	2	8
												132	A	Rhode Island	7	3
												139	H	Marist	5	7
												140	A	Navy	3	4
												140	A	Navy	4	1
												140	A	Navy	1	3
												140	H	Navy	4	0
												140	H	Navy	1	6
												142	A	Northeastern	8	4
												142	A	Northeastern	0	1
												142	A	Northeastern	3	6
												142	A	Northeastern	7	8
												163	A	Army West Point	5	8
												163	H	Army West Point	0	3
												163	H	Army West Point	4	2
												163	H	Army West Point	4	3
												163	H	Army West Point	4	3
												163	N	Army West Point	6	4
												163	N	Army West Point	3	5
												163	N	Army West Point	1	5
												170	H	Massachusetts	11	2
												190	N	Nicholls St.	2	11
												190	N	Nicholls St.	8	6
<hr/>																
LAST 10 GAMES																
163	N	Army West Point	3	5	211	A	Lafayette	15	5	163	N	Army West Point	3	5		
163	N	Army West Point	6	4	211	A	Lafayette	4	15	163	N	Army West Point	1	5		
163	N	Army West Point	1	5	139	H	Marist	5	7	170	H	Massachusetts	11	2		
273	A	Lehigh	2	5	163	H	Army West Point	4	3	190	N	Nicholls St.	2	11		
273	A	Lehigh	4	0	163	H	Army West Point	0	3	190	N	Nicholls St.	8	6		

Non-Div. I Games:

Holy Cross

Average RPI Win: 150		WON-LOST	WINNING	LAST 10	STRENGTH OF		OPP. STRENGTH	TEAM	ADJ		CONF.	ADJ CONF.			
Average RPI Loss: 109		RECORD	PCT. RANK	GAMES	SCHEDULE		OF SCHEDULE	RPI	RPI		RPI	RPI			
DIV. I ONLY		20-34-0	.37037	238	2-8-0		98	112	182	.48386	182	8	8		
DIV. I NON-CONF.		7-17-0	.29167	243	1-0-0		199	152	241	.44844	241	9	9		
TOTALS		RPI 1-25	RPI 26-50		W-L RECORDS		RPI 51-100		RPI 101-150		RPI 150+				
20-34-0		0-1-0	2-7-0		OVERALL		2-4-0		7-14-0		9-8-0				
12-10-0		0-0-0	0-3-0		HOME		2-0-0		5-4-0		5-3-0				
8-24-0		0-1-0	2-4-0		AWAY		0-4-0		2-10-0		4-5-0				
0-0-0		0-0-0	0-0-0		NEUTRAL		0-0-0		0-0-0		0-0-0				
7-17-0		0-1-0	0-3-0		NON-CONFERENCE		2-1-0		0-6-0		5-6-0				
4-3-0		0-0-0	0-0-0		HOME		2-0-0		0-0-0		2-3-0				
3-14-0		0-1-0	0-0-		AWAY		0-1-0		0-6-0		3-3-0				
0-0-0		0-0-0	0-0-0		NEUTRAL		0-0-0		0-0-0		0-0-0				
13-17-0		0-0-0	2-4-0		CONFERENCE		0-3-0		7-8-0		4-2-0				
8-7-0		0-0-0	0-3-0		HOME		0-0-0		5-4-0		3-0-0				
5-10-0		0-0-0	2-1-0		AWAY		0-3-0		2-4-0		1-2-0				
0-0-0		0-0-0	0-0-0		NEUTRAL		0-0-0		0-0-0		0-0-0				
RPI S	Opponent	Score		RPI S	Opponent	Score		RPI S	Opponent	Score		RPI S	Opponent	Score	
16 A	Stanford	7	15	34 A	California	0	13	59 H	Oregon	4	3	116 H	Nevada	2	3
				38 A	Fresno St.	1	3	67 A	San Diego St.	8	10	116 H	Nevada	2	3
				38 A	Fresno St.	2	1	67 A	San Diego St.	6	7	116 H	Nevada	1	3
				38 A	Fresno St.	7	5	67 A	San Diego St.	7	9	119 A	Air Force	2	8
				38 H	Fresno St.	6	8	68 A	Saint Mary's (CA)	1	14	119 A	Air Force	3	12
				38 H	Fresno St.	1	6	68 H	Saint Mary's (CA)	7	3	119 A	Air Force	8	7
				38 H	Fresno St.	5	7					119 H	Air Force	3	2
				46 A	Michigan	0	1					119 H	Air Force	3	5
				46 A	Michigan	0	3					119 H	Air Force	4	1
												121 A	Northwestern	5	6
												121 A	Northwestern	0	6
												121 A	Northwestern	0	1
												122 A	San Francisco	6	12
												122 A	San Francisco	3	6
												129 A	UNLV	7	3
												129 A	UNLV	4	9
												129 A	UNLV	3	4
												129 H	UNLV	6	5
												129 H	UNLV	2	1
												129 H	UNLV	7	6
												133 A	Sacramento St.	2	7
												159 H	Pacific	1	8
												164 H	Portland	2	13
												165 A	New Mexico	2	14
												165 A	New Mexico	22	18
												165 A	New Mexico	6	7
												165 H	New Mexico	8	3
LAST 10 GAMES				119 A	Air Force	2	8	116 H	Nevada	1	3				
				119 A	Air Force	3	12	67 A	San Diego St.	8	10				
				119 A	Air Force	8	7	67 A	San Diego St.	7	9				
				116 H	Nevada	2	3	67 A	San Diego St.	6	7				
				116 H	Nevada	2	3	59 H	Oregon	4	3				

Non-Div. I Games:

San Jose St.

RPI	S	Opponent	Score	
165	H	New Mexico	4	2
165	H	New Mexico	5	1
190	A	Nicholls St.	5	6
190	A	Nicholls St.	2	3
190	A	Nicholls St.	7	10
219	H	UC Riverside	3	12
219	H	UC Riverside	9	1
219	H	UC Riverside	5	4
275	A	Santa Clara	8	5
275	A	Santa Clara	20	10
275	A	Santa Clara	4	3

San Jose St.

S
a
n
J
o
s
e
S
t
.

S
a
n
J
o
s
e
S
t
.

Average RPI Win:		222	WON-LOST RECORD		WINNING PCT. RANK		LAST 10 GAMES		STRENGTH OF SCHEDULE		OPP. STRENGTH OF SCHEDULE		TEAM RPI		ADJ RPI		CONF. RPI		ADJ CONF. RPI	
DIV. I ONLY			24-27-0		.47059 182		3-7-0		239		216		183		.48355 183		28		28	
DIV. I NON-CONF.			6-19-0		.24 264		0-3-0		151		41		207		.47024 205		27		27	
TOTALS		RPI 1-25		RPI 26-50		W-L RECORDS		RPI 51-100		RPI 101-150		RPI 150+								
24-27-0		0-1-0		0-7-0		OVERALL		1-5-0		4-4-0		19-10-0								
10-3-0		0-0-0		0-0-0		HOME		0-0-0		1-0-0		9-3-0								
14-23-0		0-1-0		0-7-0		AWAY		1-5-0		3-4-0		10-6-0								
0-1-0		0-0-0		0-0-0		NEUTRAL		0-0-0		0-0-0		0-1-0								
6-19-0		0-1-0		0-7-0		NON-CONFERENCE		1-5-0		2-3-0		3-3-0								
1-0-0		0-0-0		0-0-0		HOME		0-0-0		1-0-0		0-0-0								
5-19-0		0-1-0		0-0-		AWAY		1-5-0		1-3-0		3-3-0								
0-0-0		0-0-0		0-0-0		NEUTRAL		0-0-0		0-0-0		0-0-0								
18-8-0		0-0-0		0-0-0		CONFERENCE		0-0-0		2-1-0		16-7-0								
9-3-0		0-0-0		0-0-0		HOME		0-0-0		0-0-0		9-3-0								
9-4-0		0-0-0		0-0-0		AWAY		0-0-0		2-1-0		7-3-0								
0-1-0		0-0-0		0-0-0		NEUTRAL		0-0-0		0-0-0		0-1-0								
RPI	S	Opponent		Score		RPI	S	Opponent		Score		RPI	S	Opponent		Score				
15	A	West Virginia		4	5	31	A	Indiana		6	18	78	A	Wright St.		2	3			
						31	A	Indiana		2	5	85	A	Kansas St.		15	3			
						31	A	Indiana		1	12	85	A	Kansas St.		5	6			
						31	A	Indiana		5	16	99	A	Notre Dame		4	5			
						49	A	Kentucky		3	4	99	A	Notre Dame		2	3			
						49	A	Kentucky		3	12	99	A	Notre Dame		0	3			
						49	A	Kentucky		2	10									
								LAST 10 GAMES												
						282	A	Niagara		10	4	99	A	Notre Dame		4	5			
						282	A	Niagara		2	3	241	H	Monmouth		10	12			
						282	A	Niagara		14	4	241	H	Monmouth		0	1			
						99	A	Notre Dame		2	3	241	H	Monmouth		3	2			
						99	A	Notre Dame		0	3	282	N	Niagara		5	6			
												241	H	Monmouth		10	12			
												252	H	Siena		4	3			
												252	H	Siena		14	12			
												252	H	Siena		5	4			
												269	A	N.C. Central		0	9			

Non-Div. I Games:

Canisius

Canisius

Average RPI Win:	204	WON-LOST	WINNING	LAST 10	STRENGTH OF	OPP. STRENGTH	TEAM	ADJ	CONF.	ADJ CONF.	
Average RPI Loss:	168	RECORD	PCT. RANK	GAMES	SCHEDULE	OF SCHEDULE	RPI	RPI	RPI	RPI	
DIV. I ONLY	23-18-0	.56098	109	4-6-0	251	239	184	.48329	184	21	21
DIV. I NON-CONF.	12-8-0	.6	95	1-1-0	206	276	105	.52503	105	14	14
<hr/>											
TOTALS	RPI 1-25	RPI 26-50		W-L RECORDS		RPI 51-100		RPI 101-150		RPI 150+	
23-18-0	0-0-0	2-0-0		OVERALL		1-5-0		2-1-0		18-12-0	
11-9-0	0-0-0	0-0-0		HOME		1-2-0		0-0-0		10-7-0	
11-9-0	0-0-0	2-0-0		AWAY		0-3-0		2-1-0		7-5-0	
1-0-0	0-0-0	0-0-0		NEUTRAL		0-0-0		0-0-0		1-0-0	
<hr/>											
12-8-0	0-0-0	2-0-0		NON-CONFERENCE		0-3-0		2-1-0		8-4-0	
4-1-0	0-0-0	0-0-0		HOME		0-0-0		0-0-0		4-1-0	
7-7-0	0-0-0	2-0-		AWAY		0-3-0		2-1-0		3-3-0	
1-0-0	0-0-0	0-0-0		NEUTRAL		0-0-0		0-0-0		1-0-0	
<hr/>											
11-10-0	0-0-0	0-0-0		CONFERENCE		1-2-0		0-0-0		10-8-0	
7-8-0	0-0-0	0-0-0		HOME		1-2-0		0-0-0		6-6-0	
4-2-0	0-0-0	0-0-0		AWAY		0-0-0		0-0-0		4-2-0	
0-0-0	0-0-0	0-0-0		NEUTRAL		0-0-0		0-0-0		0-0-0	
<hr/>											
RPI S	Opponent	Score	RPI S	Opponent	Score	RPI S	Opponent	Score	RPI S	Opponent	Score
			44 A	Duke	3 1	80 A	UNC Greensboro	7 10	123 A	Winthrop	13 5
			44 A	Duke	7 6	80 A	UNC Greensboro	5 6	123 A	Winthrop	1 4
						80 A	UNC Greensboro	3 5	123 A	Winthrop	13 4
						96 H	Harvard	16 12	151 H	Yale	5 6
						96 H	Harvard	6 8	151 H	Yale	7 9
						96 H	Harvard	9 12	151 H	Yale	0 8
									152 H	Columbia	0 4
									152 H	Columbia	13 1
									152 H	Columbia	5 2
									179 H	Seton Hall	5 2
									207 A	Cornell	7 8
									207 A	Cornell	3 4
									207 A	Cornell	6 2
									211 N	Lafayette	19 3
									216 A	George Washington	4 8
									225 H	Brown	7 14
									225 H	Brown	17 4
									225 H	Brown	8 7
									227 H	Saint Joseph's	20 7
									231 H	Princeton	1 0
									231 H	Princeton	15 9
									231 H	Princeton	2 7
									241 H	Monmouth	5 8
									256 A	La Salle	6 7
									260 A	Dartmouth	13 1
									260 A	Dartmouth	15 3
									260 A	Dartmouth	21 15
<hr/>											
			LAST 10 GAMES								
			152 H	Columbia	0 4	207 A	Cornell	3 4	241 H	Monmouth	5 8
			152 H	Columbia	5 2	207 A	Cornell	6 2	256 A	La Salle	6 7
			152 H	Columbia	13 1	179 H	Seton Hall	5 2	260 A	Dartmouth	13 1
			216 A	George Washington	4 8	151 H	Yale	0 8	260 A	Dartmouth	15 3
			207 A	Cornell	7 8	151 H	Yale	7 9	260 A	Dartmouth	21 15

Non-Div. I Games:

Penn

RPI	S	Opponent	Score	
273	A	Lehigh	13	2
280	A	Villanova	4	5
291	A	Fairleigh Dickinson	8	5
291	A	Fairleigh Dickinson	16	2
291	H	Fairleigh Dickinson	8	4
291	H	Fairleigh Dickinson	18	5

P
e
n
n

P
e
n
n

Penn

Average RPI Win: 145		WON-LOST	WINNING	LAST 10	STRENGTH OF		OPP. STRENGTH	TEAM	ADJ	CONF.	ADJ CONF.
Average RPI Loss: 109		RECORD	PCT. RANK	GAMES	SCHEDULE		OF SCHEDULE	RPI	RPI	RPI	RPI
DIV. I ONLY		22-31-0	.41509	216	2-8-0		125	88	185	.48271	185
DIV. I NON-CONF.		9-14-0	.3913	206	0-1-0		142	91	191	.47785	191
TOTALS		RPI 1-25	RPI 26-50		W-L RECORDS		RPI 51-100		RPI 101-150		RPI 150+
22-31-0		0-4-0	2-2-0		OVERALL		5-7-0		6-11-0		9-7-0
13-14-0		0-0-0	1-2-0		HOME		4-3-0		3-5-0		5-4-0
7-16-0		0-4-0	1-0-0		AWAY		1-4-0		3-5-0		2-3-0
2-1-0		0-0-0	0-0-0		NEUTRAL		0-0-0		0-1-0		2-0-0
9-14-0		0-4-0	1-0-0		NON-CONFERENCE		0-3-0		1-4-0		7-3-0
5-5-0		0-0-0	0-0-0		HOME		0-1-0		1-2-0		4-2-0
2-9-0		0-4-0	1-0-		AWAY		0-2-0		0-2-0		1-1-0
2-0-0		0-0-0	0-0-0		NEUTRAL		0-0-0		0-0-0		2-0-0
13-17-0		0-0-0	1-2-0		CONFERENCE		5-4-0		5-7-0		2-4-0
8-9-0		0-0-0	1-2-0		HOME		4-2-0		2-3-0		1-2-0
5-7-0		0-0-0	0-0-0		AWAY		1-2-0		3-3-0		1-2-0
0-1-0		0-0-0	0-0-0		NEUTRAL		0-0-0		0-1-0		0-0-0
RPI S	Opponent	Score		RPI S	Opponent	Score		RPI S	Opponent	Score	
12 A	Tennessee	0	6	37 A	Fla. Atlantic	6	3	54 A	Wake Forest	4	5
12 A	Tennessee	0	2	45 H	Texas St.	4	5	54 H	Wake Forest	6	10
12 A	Tennessee	0	3	45 H	Texas St.	3	0	75 H	Ga. Southern	2	6
18 A	Miami (FL)	1	6	45 H	Texas St.	3	8	75 H	Ga. Southern	9	5
								75 H	Ga. Southern	0	3
								76 A	Coastal Caro.	3	19
								76 A	Coastal Caro.	18	6
								76 A	Coastal Caro.	6	9
								77 A	South Carolina	1	3
								86 H	UT Arlington	6	0
								86 H	UT Arlington	8	4
								86 H	UT Arlington	9	7
								105 H	South Alabama	4	5
								105 H	South Alabama	6	13
								105 H	South Alabama	1	4
								106 A	Troy	9	7
								106 A	Troy	1	9
								106 A	Troy	2	8
								113 A	Radford	0	5
								113 H	Radford	6	12
								124 A	Louisiana	4	7
								124 A	Louisiana	6	5
								124 A	Louisiana	6	5
								124 N	Louisiana	2	6
								134 H	Gardner-Webb	24	3
								134 H	Gardner-Webb	3	12
								137 H	La.-Monroe	3	2
								137 H	La.-Monroe	10	8
								150 A	ETSU	0	4
								166 N	Michigan St.	9	6
								167 A	Arkansas St.	2	10
								167 A	Arkansas St.	7	4
								167 A	Arkansas St.	8	27
								168 A	Furman	5	6
								168 N	Furman	14	0
								198 H	Western Caro.	6	3
								232 H	Georgia St.	6	17
								232 H	Georgia St.	9	3
								232 H	Georgia St.	0	2
LAST 10 GAMES				124 N	Louisiana	2	6	105 H	South Alabama	4	5
				76 A	Coastal Caro.	6	9	105 H	South Alabama	6	13
				76 A	Coastal Caro.	18	6	105 H	South Alabama	1	4
				76 A	Coastal Caro.	3	19	167 A	Arkansas St.	7	4
				258 H	UNC Asheville	7	13	167 A	Arkansas St.	8	27

Non-Div. I Games:

Appalachian St.

RPI	S	Opponent	Score	
235	H	Manhattan	14	5
235	H	Manhattan	4	5
235	H	Manhattan	5	2
258	A	UNC Asheville	8	2
258	H	UNC Asheville	7	13
269	H	N.C. Central	13	0

Appalachian St.

A
P
P
a
l
a
c
h
i
a
n
S
t
.

A
P
P
a
l
a
c
h
i
a
n
S
t
.

Average RPI Win: 197		WON-LOST RECORD		WINNING PCT. RANK		LAST 10 GAMES		STRENGTH OF SCHEDULE		OPP. STRENGTH OF SCHEDULE		TEAM RPI		ADJ RPI		CONF. RPI		ADJ CONF. RPI		
DIV. I ONLY		20-31-0		.39216	229	3-7-0		105		166		186		.48236		186	7		7	
DIV. I NON-CONF.		11-17-0		.39286	204	1-1-0		108		243		173		.48662		173	7		7	
TOTALS		RPI 1-25		RPI 26-50		W-L RECORDS		RPI 51-100		RPI 101-150		RPI 150+								
20-31-0		0-3-0		0-9-0		OVERALL		1-6-0		3-6-0		16-7-0								
12-7-0		0-0-0		0-0-0		HOME		0-0-0		2-4-0		10-3-0								
6-20-0		0-3-0		0-6-0		AWAY		1-5-0		1-2-0		4-4-0								
2-4-0		0-0-0		0-3-0		NEUTRAL		0-1-0		0-0-0		2-0-0								
11-17-0		0-3-0		0-3-0		NON-CONFERENCE		0-4-0		1-2-0		10-5-0								
5-2-0		0-0-0		0-0-0		HOME		0-0-0		0-0-0		5-2-0								
4-11-0		0-3-0		0-0-		AWAY		0-3-0		1-2-0		3-3-0								
2-4-0		0-0-0		0-3-0		NEUTRAL		0-1-0		0-0-0		2-0-0								
9-14-0		0-0-0		0-6-0		CONFERENCE		1-2-0		2-4-0		6-2-0								
7-5-0		0-0-0		0-0-0		HOME		0-0-0		2-4-0		5-1-0								
2-9-0		0-0-0		0-6-0		AWAY		1-2-0		0-0-0		1-1-0								
0-0-0		0-0-0		0-0-0		NEUTRAL		0-0-0		0-0-0		0-0-0								
RPI	S	Opponent		Score		RPI	S	Opponent		Score		RPI	S	Opponent		Score				
18	A	Miami (FL)		3	19	31	A	Indiana		3	13	64	A	Old Dominion		2	3			
18	A	Miami (FL)		3	9	31	A	Indiana		4	11	64	A	Old Dominion		5	12			
18	A	Miami (FL)		1	7	31	A	Indiana		5	7	64	A	Old Dominion		2	12			
						32	N	Indiana St.		1	3	96	N	Harvard		6	7			
						32	N	Indiana St.		3	4	97	A	Iowa		1	6			
						32	N	Indiana St.		5	7	97	A	Iowa		5	9			
						46	A	Michigan		1	10	97	A	Iowa		15	3			
						46	A	Michigan		3	8									
						46	A	Michigan		1	4									
								LAST 10 GAMES												
						31	A	Indiana		3	13	121	H	Northwestern		3	5			
						31	A	Indiana		4	11	280	H	Villanova		3	4			
						31	A	Indiana		5	7	189	A	Penn St.		5	1			
						121	H	Northwestern		5	4	189	A	Penn St.		4	5			
						121	H	Northwestern		0	4	285	H	Rider		5	4			
												218	H	Purdue						
												218	H	Purdue		6	1			
												234	A	USC Upstate		8	7			
												234	A	USC Upstate		4	13			
												234	A	USC Upstate		0	1			
												241	H	Monmouth		2	1			
												243	N	Butler		3	2			

Non-Div. I Games:

Rutgers

RPI	S	Opponent	Score	
250	H	Wagner	11	10
280	H	Villanova	3	4
284	H	Iona	7	3
285	H	Rider	5	4
288	N	Chicago St.	6	2

Rutgers

R
u
t
g
e
r
s

R
u
t
g
e
r
s

Average RPI Win: 165		WON-LOST	WINNING	LAST 10	STRENGTH OF		OPP. STRENGTH	TEAM	ADJ	CONF.	ADJ CONF.
Average RPI Loss: 77		RECORD	PCT. RANK	GAMES	SCHEDULE		OF SCHEDULE	RPI	RPI	RPI	RPI
DIV. I ONLY		21-34-0	.38182	233	4-6-0		88	69	187	.48166	187
DIV. I NON-CONF.		13-12-0	.52	136	1-1-0		273	264	235	.45283	235
TOTALS		RPI 1-25	RPI 26-50		W-L RECORDS		RPI 51-100		RPI 101-150		RPI 150+
21-34-0		4-10-0	0-6-0		OVERALL		4-10-0		2-4-0		11-4-0
12-14-0		3-4-0	0-0-0		HOME		3-6-0		2-2-0		4-2-0
4-16-0		1-6-0	0-6-0		AWAY		1-2-0		0-1-0		2-1-0
5-4-0		0-0-0	0-0-0		NEUTRAL		0-2-0		0-1-0		5-1-0
13-12-0		0-2-0	0-0-0		NON-CONFERENCE		0-2-0		2-4-0		11-4-0
6-5-0		0-1-0	0-0-0		HOME		0-0-0		2-2-0		4-2-0
2-3-0		0-1-0	0-0-0		AWAY		0-0-0		0-1-0		2-1-0
5-4-0		0-0-0	0-0-0		NEUTRAL		0-2-0		0-1-0		5-1-0
8-22-0		4-8-0	0-6-0		CONFERENCE		4-8-0		0-0-0		0-0-0
6-9-0		3-3-0	0-0-0		HOME		3-6-0		0-0-0		0-0-0
2-13-0		1-5-0	0-6-0		AWAY		1-2-0		0-0-0		0-0-0
0-0-0		0-0-0	0-0-0		NEUTRAL		0-0-0		0-0-0		0-0-0
RPI S	Opponent	Score	RPI S	Opponent	Score	RPI S	Opponent	Score	RPI S	Opponent	Score
10 A	Georgia Tech	9 3	41 A	Virginia	3 13	54 H	Wake Forest	8 3	127 A	Kent St.	8 9
10 A	Georgia Tech	0 2	41 A	Virginia	5 7	54 H	Wake Forest	8 20	127 H	Kent St.	4 6
10 A	Georgia Tech	7 12	41 A	Virginia	2 5	54 H	Wake Forest	6 7	144 N	Milwaukee	8 9
15 A	West Virginia	4 5	44 A	Duke	9 10	55 A	Florida St.	6 12	148 H	Presbyterian	2 1
15 H	West Virginia	4 9	44 A	Duke	0 2	55 A	Florida St.	6 15	148 H	Presbyterian	7 9
18 H	Miami (FL)	3 5	44 A	Duke	5 6	55 A	Florida St.	10 0	148 H	Presbyterian	7 5
18 H	Miami (FL)	11 10				66 H	Virginia Tech	1 16	178 N	Marshall	2 7
18 H	Miami (FL)	10 13				66 H	Virginia Tech	1 0	189 A	Penn St.	7 2
19 A	NC State	5 6				66 H	Virginia Tech	4 11	189 H	Penn St.	3 7
19 A	NC State	3 4				89 N	Central Mich.	3 4	205 N	Hofstra	1 0
19 A	NC State	3 21				97 N	Iowa	1 10	224 H	Western Mich.	14 3
21 H	North Carolina	7 3				99 H	Notre Dame	4 2	234 A	USC Upstate	6 3
21 H	North Carolina	6 10				99 H	Notre Dame	1 4	243 N	Butler	4 3
21 H	North Carolina	7 1				99 H	Notre Dame	0 9	278 A	Youngstown St.	2 3
									278 H	Youngstown St.	16 6
									278 H	Youngstown St.	2 4
									280 N	Villanova	7 2
									281 N	Bucknell	8 2
									298 H	UMES	26 2
									298 H	UMES	11 0
									299 N	Saint Peter's	17 7
LAST 10 GAMES											
10 A	Georgia Tech	9 3	21 H	North Carolina	7 3						
10 A	Georgia Tech	0 2	21 H	North Carolina	7 1						
10 A	Georgia Tech	7 12	224 H	Western Mich.	14 3						
15 H	West Virginia	4 9	55 A	Florida St.	6 12						
21 H	North Carolina	6 10	55 A	Florida St.	6 15						

Non-Div. I Games:

Pittsburgh

CSUN

Average RPI Win: 169

Average RPI Loss: 104

WON-LOST RECORD

WINNING PCT. RANK

LAST 10 GAMES

STRENGTH OF SCHEDULE

OPP. STRENGTH OF SCHEDULE

TEAM RPI

ADJ RPI

CONF. RPI

ADJ CONF. RPI

DIV. I ONLY

DIV. I NON-CONF.

22-30-0

14-17-0

.42308

.45161

212

177

3-7-0

1-3-0

136

117

108

45

188

158

.48164

.494

188

158

14

12

14

12

TOTALS

RPI 1-25

RPI 26-50

W-L RECORDS

RPI 51-100

RPI 101-150

RPI 150+

22-30-0

0-5-0

1-5-0

OVERALL

6-7-0

3-7-0

12-6-0

15-12-0

0-4-0

1-2-0

HOME

5-4-0

1-1-0

8-1-0

7-18-0

0-1-0

0-3-0

AWAY

1-3-0

2-6-0

4-5-0

0-0-0

0-0-0

0-0-0

NEUTRAL

0-0-0

0-0-0

0-0-0

14-17-0

0-2-0

1-2-0

NON-CONFERENCE

6-7-0

3-4-0

4-2-0

10-8-0

0-1-0

1-2-0

HOME

5-4-0

1-1-0

3-0-0

4-9-0

0-1-0

0-0-

AWAY

1-3-0

2-3-0

1-2-0

0-0-0

0-0-0

0-0-0

NEUTRAL

0-0-0

0-0-0

0-0-0

8-13-0

0-3-0

0-3-0

CONFERENCE

0-0-0

0-3-0

8-4-0

5-4-0

0-3-0

0-0-0

HOME

0-0-0

0-0-0

5-1-0

3-9-0

0-0-0

0-3-0

AWAY

0-0-0

0-3-0

3-3-0

0-0-0

0-0-0

0-0-0

NEUTRAL

0-0-0

0-0-0

0-0-0

RPI S Opponent Score

RPI S Opponent Score

RPI S Opponent Score

RPI S Opponent Score

1 A UCLA 1 10

1 H UCLA 3 4

11 H UC Santa Barbara 2 4

11 H UC Santa Barbara 3 5

11 H UC Santa Barbara 7 16

46 H Michigan 1 2

46 H Michigan 2 4

46 H Michigan 5 2

50 A UC Irvine 1 7

50 A UC Irvine 3 4

50 A UC Irvine 0 2

62 A Pepperdine 5 9

67 H San Diego St. 5 11

73 H Gonzaga 15 12

73 H Gonzaga 3 0

73 H Gonzaga 7 4

73 H Gonzaga 8 10

85 H Kansas St. 5 6

85 H Kansas St. 10 8

85 H Kansas St. 5 11

85 H Kansas St. 4 2

97 A Iowa 1 3

97 A Iowa 8 5

97 A Iowa 4 5

106 H St. John's (NY) 11 9

120 A California Baptist 7 4

120 H California Baptist 3 4

122 A San Francisco 2 6

122 A San Francisco 10 9

122 A San Francisco 3 6

129 A UNLV 5 6

147 A Cal Poly 2 4

147 A Cal Poly 1 2

147 A Cal Poly 1 3

214 A Washington St. 1 10

214 A Washington St. 5 1

214 A Washington St. 1 3

219 H UC Riverside 14 5

219 H UC Riverside 25 1

219 H UC Riverside 11 6

221 H Hawaii 6 3

221 H Hawaii 3 4

221 H Hawaii 10 2

228 A UC Davis 4 11

228 A UC Davis 5 4

228 A UC Davis 8 2

238 A Long Beach St. 4 7

238 A Long Beach St. 3 2

238 A Long Beach St. 5 6

275 H Santa Clara 2 0

275 H Santa Clara 14 8

LAST 10 GAMES

228 A UC Davis 5 4

120 H California Baptist 3 4

11 H UC Santa Barbara 3 5

11 H UC Santa Barbara 2 4

11 H UC Santa Barbara 7 16

Non-Div. I Games:

CSUN

RPI	S	Opponent	Score	
275	H	Santa Clara	7	2

CSUN

C
S
U
N

C
S
U
N

[illegible]

Non-Div. I Games:

Penn St.

Average RPI Win: 183		WON-LOST	WINNING	LAST 10	STRENGTH OF		OPP. STRENGTH	TEAM	ADJ	CONF.	ADJ CONF.
Average RPI Loss: 139		RECORD	PCT. RANK	GAMES	SCHEDULE		OF SCHEDULE	RPI	RPI	RPI	RPI
DIV. I ONLY		26-28-0	.48148	171	4-6-0		172	171	190	.48142	190
DIV. I NON-CONF.		13-9-0	.59091	104	1-0-0		183	252	147	.49822	147
TOTALS		RPI 1-25	RPI 26-50		W-L RECORDS		RPI 51-100		RPI 101-150		RPI 150+
26-28-0	0-1-0	0-0-0		OVERALL		2-4-0		2-11-0		22-12-0	
19-11-0	0-0-0	0-0-0		HOME		0-2-0		1-3-0		18-6-0	
6-15-0	0-1-0	0-0-0		AWAY		2-1-0		1-8-0		3-5-0	
1-2-0	0-0-0	0-0-0		NEUTRAL		0-1-0		0-0-0		1-1-0	
13-9-0	0-1-0	0-0-0		NON-CONFERENCE		1-2-0		0-2-0		12-4-0	
11-3-0	0-0-0	0-0-0		HOME		0-1-0		0-1-0		11-1-0	
1-4-0	0-1-0	0-0-		AWAY		1-0-0		0-1-0		0-2-0	
1-2-0	0-0-0	0-0-0		NEUTRAL		0-1-0		0-0-0		1-1-0	
13-19-0	0-0-0	0-0-0		CONFERENCE		1-2-0		2-9-0		10-8-0	
8-8-0	0-0-0	0-0-0		HOME		0-1-0		1-2-0		7-5-0	
5-11-0	0-0-0	0-0-0		AWAY		1-1-0		1-7-0		3-3-0	
0-0-0	0-0-0	0-0-0		NEUTRAL		0-0-0		0-0-0		0-0-0	
RPI S	Opponent	Score		RPI S	Opponent	Score		RPI S	Opponent	Score	
20 A	LSU	4	5					56 N	Southern Miss.	0	5
								79 A	Southeastern La.	1	3
								79 A	Southeastern La.	4	1
								79 H	Southeastern La.	1	11
								88 A	Tulane	5	3
								88 H	Tulane	4	7
								101 A	McNeese	4	5
								101 A	McNeese	6	7
								105 A	South Alabama	3	6
								108 A	Northwestern St.	2	3
								108 A	Northwestern St.	7	9
								108 A	Northwestern St.	1	7
								109 H	Incarnate Word	7	3
								109 H	Incarnate Word	4	7
								109 H	Incarnate Word	4	6
								124 H	Louisiana	1	3
								130 A	Central Ark.	0	5
								130 A	Central Ark.	2	1
								130 A	Central Ark.	3	4
								157 H	New Orleans	9	1
								157 H	New Orleans	3	2
								157 H	New Orleans	2	3
								158 H	Southern Ill.	7	3
								158 H	Southern Ill.	5	6
								158 H	Southern Ill.	3	2
								160 H	A&M-Corpus Christi	6	3
								160 H	A&M-Corpus Christi	3	4
								160 H	A&M-Corpus Christi	5	3
								171 H	SFA	1	5
								171 H	SFA	6	3
								171 H	SFA	13	7
								181 N	Holy Cross	6	8
								181 N	Holy Cross	11	2
LAST 10 GAMES											
197 A	Abilene Christian	2	6	171 H	SFA	1	5				
197 A	Abilene Christian	4	5	88 A	Tulane	5	3				
197 A	Abilene Christian	8	10	220 H	Houston Baptist	3	6				
171 H	SFA	13	7	220 H	Houston Baptist	4	3				
171 H	SFA	6	3	220 H	Houston Baptist	7	11				

Non-Div. I Games: LSU-Alexandria 3 0

Nicholls St.

RPI	S	Opponent	Score	
182	H	San Jose St.	3	2
182	H	San Jose St.	6	5
182	H	San Jose St.	10	7
197	A	Abilene Christian	2	6
197	A	Abilene Christian	4	5
197	A	Abilene Christian	8	10
203	A	Southern U.	5	6
203	H	Southern U.	4	2
210	A	Lamar University	5	4
210	A	Lamar University	4	2
210	A	Lamar University	6	5
220	H	Houston Baptist	4	3
220	H	Houston Baptist	3	6
220	H	Houston Baptist	7	11
230	H	Grambling	16	5
230	H	Grambling	7	2
230	H	Grambling	6	1
267	A	Jackson St.	0	6
295	H	Alcorn	10	1
295	H	Alcorn	25	5

Nicholls St.

N
i
c
h
o
l
l
s
t
.

N
i
c
h
o
l
l
s
t
.

Average RPI Win:	186	WON-LOST RECORD	WINNING PCT. RANK	LAST 10 GAMES	STRENGTH OF SCHEDULE	OPP. STRENGTH OF SCHEDULE	TEAM RPI	ADJ RPI	CONF. RPI	ADJ CONF. RPI		
DIV. I ONLY		22-29-0	.43137	208	6-4-0	170	202	191	.48104	191	18	18
DIV. I NON-CONF.		9-11-0	.45	178	0	168	189	138	.50489	138	21	21
<hr/>												
TOTALS	RPI 1-25	RPI 26-50		W-L RECORDS		RPI 51-100		RPI 101-150		RPI 150+		
22-29-0	0-2-0	0-1-0		OVERALL		5-6-0		1-2-0		16-18-0		
9-8-0	0-0-0	0-0-0		HOME		4-3-0		1-2-0		4-3-0		
9-18-0	0-2-0	0-1-0		AWAY		1-3-0		0-0-0		8-12-0		
4-3-0	0-0-0	0-0-0		NEUTRAL		0-0-0		0-0-0		4-3-0		
9-11-0	0-2-0	0-1-0		NON-CONFERENCE		2-3-0		0-0-0		7-5-0		
2-0-0	0-0-0	0-0-0		HOME		1-0-0		0-0-0		1-0-0		
4-8-0	0-2-0	0-0-		AWAY		1-3-0		0-0-0		3-2-0		
3-3-0	0-0-0	0-0-0		NEUTRAL		0-0-0		0-0-0		3-3-0		
13-18-0	0-0-0	0-0-0		CONFERENCE		3-3-0		1-2-0		9-13-0		
7-8-0	0-0-0	0-0-0		HOME		3-3-0		1-2-0		3-3-0		
5-10-0	0-0-0	0-0-0		AWAY		0-0-0		0-0-0		5-10-0		
1-0-0	0-0-0	0-0-0		NEUTRAL		0-0-0		0-0-0		1-0-0		
RPI	S	Opponent	Score	RPI	S	Opponent	Score	RPI	S	Opponent	Score	
17	A	Auburn	0 2	26	A	Ole Miss	6 12	71	A	Samford	3 1	
17	A	Auburn	9 15					71	A	Samford	4 14	
								71	A	Samford	3 6	
								87	A	Evansville	3 6	
								87	H	Evansville	8 4	
								90	H	Morehead St.	2 0	
								90	H	Morehead St.	2 6	
								90	H	Morehead St.	5 4	
								100	H	Jacksonville St.	2 20	
								100	H	Jacksonville St.	2 4	
								100	H	Jacksonville St.	4 2	
								126	H	Austin Peay	6 3	
								126	H	Austin Peay	11 22	
								126	H	Austin Peay	4 5	
								155	A	Lipscomb	7 3	
								174	A	Kennesaw St.	1 2	
								174	A	Kennesaw St.	6 4	
								174	A	Kennesaw St.	1 3	
								176	N	South Dakota St.	3 15	
								176	N	South Dakota St.	1 7	
								176	N	South Dakota St.	5 4	
								177	A	Eastern Ill.	5 16	
								177	A	Eastern Ill.	9 4	
								177	A	Eastern Ill.	4 1	
								177	N	Eastern Ill.	2 1	
								193	A	Murray St.	2 5	
								193	A	Murray St.	5 8	
								193	A	Murray St.	2 1	
								199	A	Eastern Ky.	5 8	
								199	A	Eastern Ky.	6 21	
								199	A	Eastern Ky.	4 14	
								202	H	Belmont	2 5	
								202	H	Belmont	5 6	
								202	H	Belmont	1 11	
								237	H	Tennessee Tech	8 1	
								237	H	Tennessee Tech	6 2	
								237	H	Tennessee Tech	7 5	
								239	A	SIUE	5 8	

Non-Div. I Games: Union (TN)

8 3

Christian Bros.

18 2

Union (TN)

7 2

UT Martin

RPI	S	Opponent	Score	
239	A	SIUE	2	3
239	A	SIUE	0	6
242	N	North Ala.	1	0
242	N	North Ala.	6	7
242	N	North Ala.	1	0
259	A	Southeast Mo. St.	1	0
259	A	Southeast Mo. St.	1	4
259	A	Southeast Mo. St.	3	0
290	A	Alabama A&M	12	3
290	H	Alabama A&M	8	3

UT Martin

Average RPI Win: 230		WON-LOST	WINNING	LAST 10	STRENGTH OF	OPP. STRENGTH	TEAM	ADJ	CONF.	ADJ CONF.												
Average RPI Loss: 178		RECORD	PCT. RANK	GAMES	SCHEDULE	OF SCHEDULE	RPI	RPI	RPI	RPI												
DIV. I ONLY		29-24-0	.54717	116	6-4-0	250	250	193	.48008	192	30	30										
DIV. I NON-CONF.		12-14-0	.46154	166	0	121	224	152	.49679	152	31	31										
<hr/>																						
TOTALS		RPI 1-25		RPI 26-50		W-L RECORDS		RPI 51-100		RPI 101-150		RPI 150+										
29-24-0		0-2-0		0-0-0		OVERALL		4-4-0		2-4-0		23-14-0										
12-10-0		0-0-0		0-0-0		HOME		0-0-0		1-3-0		11-7-0										
13-11-0		0-1-0		0-0-0		AWAY		3-4-0		1-1-0		9-5-0										
4-3-0		0-1-0		0-0-0		NEUTRAL		1-0-0		0-0-0		3-2-0										
12-14-0		0-2-0		0-0-0		NON-CONFERENCE		4-4-0		2-4-0		6-4-0										
5-5-0		0-0-0		0-0-0		HOME		0-0-0		1-3-0		4-2-0										
4-8-0		0-1-0		0-0-		AWAY		3-4-0		1-1-0		0-2-0										
3-1-0		0-1-0		0-0-0		NEUTRAL		1-0-0		0-0-0		2-0-0										
17-10-0		0-0-0		0-0-0		CONFERENCE		0-0-0		0-0-0		17-10-0										
7-5-0		0-0-0		0-0-0		HOME		0-0-0		0-0-0		7-5-0										
9-3-0		0-0-0		0-0-0		AWAY		0-0-0		0-0-0		9-3-0										
1-2-0		0-0-0		0-0-0		NEUTRAL		0-0-0		0-0-0		1-2-0										
RPI	S	Opponent		Score		RPI	S	Opponent		Score		RPI	S	Opponent		Score						
19	N	NC State		3	12	52	A	Liberty		0	3	102	A	Elon		3	2					
21	A	North Carolina		1	2	52	A	Liberty		1	5	139	H	Marist		4	8					
						52	A	Liberty		8	2	139	H	Marist		1	7					
						77	A	South Carolina		2	0	139	H	Marist		9	8					
						80	N	UNC Greensboro		8	5	146	A	High Point		2	3					
						81	A	Col. of Charleston		4	5	146	H	High Point		1	8					
						81	A	Col. of Charleston		1	8	153	A	Davidson		10	12					
						81	A	Col. of Charleston		2	0	153	H	Davidson		0	8					
												234	A	USC Upstate		3	4					
												234	H	USC Upstate		1	2					
												240	A	Florida A&M		5	2					
												240	A	Florida A&M		15	3					
												240	A	Florida A&M		0	9					
												240	H	Florida A&M		7	9					
												240	H	Florida A&M		5	4					
												240	H	Florida A&M		9	2					
												240	N	Florida A&M		2	6					
												254	H	Valparaiso		11	4					
												261	N	Norfolk St.		2	4					
												265	A	Bethune-Cookman		7	2					
												265	A	Bethune-Cookman		3	0					
												265	A	Bethune-Cookman		8	7					
												265	H	Bethune-Cookman		7	4					
												265	H	Bethune-Cookman		2	13					
												265	H	Bethune-Cookman		5	3					
												269	A	N.C. Central		7	4					
												269	A	N.C. Central		3	4					
<hr/>																						
LAST 10 GAMES						LAST 10 GAMES						LAST 10 GAMES										
240 N Florida A&M						2	6	240 H Florida A&M						7	9	265 H Bethune-Cookman					7	4
261 N Norfolk St.						2	4	269 H N.C. Central						9	2	265 H Bethune-Cookman					2	13
283 N Savannah St.						5	4	283 A Savannah St.						8	3	265 H Bethune-Cookman					5	3
240 H Florida A&M						9	2	283 A Savannah St.						1	2	269 A N.C. Central					7	4
240 H Florida A&M						5	4	283 A Savannah St.						5	1	269 A N.C. Central					3	4

Non-Div. I Games:

N.C. A&T

RPI	S	Opponent	Score	
269	A	N.C. Central	10	3
269	H	N.C. Central	4	6
269	H	N.C. Central	9	2
269	H	N.C. Central	6	4
279	N	Northern Ky.	3	0
279	N	Northern Ky.	4	3
282	H	Niagara	6	0
282	H	Niagara	6	2
282	H	Niagara	4	3
283	A	Savannah St.	1	2
283	A	Savannah St.	5	1
283	A	Savannah St.	8	3
283	H	Savannah St.	4	10
283	H	Savannah St.	6	5
283	H	Savannah St.	2	3
283	N	Savannah St.	5	4

N
.
C
.
A
&
T

N
.
C
.
A
&
T

Average RPI Win:	170	WON-LOST RECORD	WINNING PCT. RANK	LAST 10 GAMES	STRENGTH OF SCHEDULE	OPP. STRENGTH OF SCHEDULE	TEAM RPI	ADJ RPI	CONF. RPI	ADJ CONF. RPI		
DIV. I ONLY		22-28-0	.44	202	4-6-0	130	182	194	.48005	193	18	18
DIV. I NON-CONF.		5-14-0	.26316	259	1-0-0	110	109	236	.45156	236	21	21
<hr/>												
TOTALS	RPI 1-25	RPI 26-50		W-L RECORDS		RPI 51-100		RPI 101-150		RPI 150+		
22-28-0	0-0-0	1-4-0		OVERALL		3-5-0		5-4-0		13-15-0		
16-11-0	0-0-0	1-2-0		HOME		2-2-0		3-4-0		10-3-0		
6-17-0	0-0-0	0-2-0		AWAY		1-3-0		2-0-0		3-12-0		
0-0-0	0-0-0	0-0-0		NEUTRAL		0-0-0		0-0-0		0-0-0		
<hr/>												
5-14-0	0-0-0	1-4-0		NON-CONFERENCE		1-1-0		2-3-0		1-6-0		
3-6-0	0-0-0	1-2-0		HOME		0-1-0		1-3-0		1-0-0		
2-8-0	0-0-0	0-0-		AWAY		1-0-0		1-0-0		0-6-0		
0-0-0	0-0-0	0-0-0		NEUTRAL		0-0-0		0-0-0		0-0-0		
<hr/>												
17-14-0	0-0-0	0-0-0		CONFERENCE		2-4-0		3-1-0		12-9-0		
13-5-0	0-0-0	0-0-0		HOME		2-1-0		2-1-0		9-3-0		
4-9-0	0-0-0	0-0-0		AWAY		0-3-0		1-0-0		3-6-0		
0-0-0	0-0-0	0-0-0		NEUTRAL		0-0-0		0-0-0		0-0-0		
<hr/>												
RPI	S	Opponent	Score	RPI	S	Opponent	Score	RPI	S	Opponent	Score	
				29	H	Illinois St.	5 4	87	A	Evansville	6 4	
				29	H	Illinois St.	5 9	87	H	Evansville	12 16	
				29	H	Illinois St.	3 4	90	A	Morehead St.	4 5	
				30	A	Missouri	1 13	90	A	Morehead St.	5 7	
				30	A	Missouri	1 2	90	A	Morehead St.	4 5	
								100	H	Jacksonville St.	9 8	
								100	H	Jacksonville St.	8 7	
								100	H	Jacksonville St.	2 4	
								125	A	Memphis	10 6	
								126	A	Austin Peay	8 3	
								126	H	Austin Peay	4 0	
								126	H	Austin Peay	11 3	
								126	H	Austin Peay	0 2	
								136	H	Missouri St.	10 15	
								141	H	Miami (OH)	7 5	
								141	H	Miami (OH)	3 10	
								141	H	Miami (OH)	4 14	
								158	A	Southern Ill.	3 8	
								160	A	Western Ky.	5 9	
								177	H	Eastern Ill.	3 8	
								177	H	Eastern Ill.	3 1	
								177	H	Eastern Ill.	14 6	
								191	H	UT Martin	8 5	
								191	H	UT Martin	5 2	
								191	H	UT Martin	1 2	
								199	H	Eastern Ky.	9 7	
								199	H	Eastern Ky.	6 5	
								199	H	Eastern Ky.	8 7	
								202	A	Belmont	6 9	
								202	A	Belmont	11 13	
								202	A	Belmont	3 4	
								204	A	Oral Roberts	3 18	
								204	A	Oral Roberts	5 6	
								204	A	Oral Roberts	3 11	
								223	A	Middle Tenn.	5 8	
<hr/>												
LAST 10 GAMES												
				239	A	SIUE	9 11	191	H	UT Martin	5 2	
				239	A	SIUE	7 4	87	A	Evansville	6 4	
				239	A	SIUE	6 11	90	A	Morehead St.	4 5	
				191	H	UT Martin	8 5	90	A	Morehead St.	5 7	
				191	H	UT Martin	1 2	90	A	Morehead St.	4 5	

Non-Div. I Games: Kentucky St. 12 8

Murray St.

Average RPI Win:	202	WON-LOST	WINNING	LAST 10		STRENGTH OF	OPP. STRENGTH	TEAM	ADJ	CONF.	ADJ CONF.	
Average RPI Loss:	147	RECORD	PCT. RANK	GAMES		SCHEDULE	OF SCHEDULE	RPI	RPI	RPI	RPI	
DIV. I ONLY		25-27-0	.48077	175	6-4-0	180	219	192	.47891	194	20	20
DIV. I NON-CONF.		12-16-0	.42857	188	0-1-0	158	255	204	.46977	207	22	22
<hr/>												
TOTALS	RPI 1-25	RPI 26-50		W-L RECORDS		RPI 51-100		RPI 101-150		RPI 150+		
25-27-0	1-3-0	0-1-0		OVERALL		1-2-0		5-7-0		18-14-0		
14-9-0	1-3-0	0-0-0		HOME		0-0-0		3-5-0		10-1-0		
6-14-0	0-0-0	0-1-0		AWAY		1-2-0		0-0-0		5-11-0		
5-4-0	0-0-0	0-0-0		NEUTRAL		0-0-0		2-2-0		3-2-0		
12-16-0	1-3-0	0-1-0		NON-CONFERENCE		1-2-0		2-4-0		8-6-0		
6-5-0	1-3-0	0-0-0		HOME		0-0-0		0-2-0		5-0-0		
1-7-0	0-0-0	0-0-		AWAY		1-2-0		0-0-0		0-4-0		
5-4-0	0-0-0	0-0-0		NEUTRAL		0-0-0		2-2-0		3-2-0		
13-11-0	0-0-0	0-0-0		CONFERENCE		0-0-0		3-3-0		10-8-0		
8-4-0	0-0-0	0-0-0		HOME		0-0-0		3-3-0		5-1-0		
5-7-0	0-0-0	0-0-0		AWAY		0-0-0		0-0-0		5-7-0		
0-0-0	0-0-0	0-0-0		NEUTRAL		0-0-0		0-0-0		0-0-0		
<hr/>												
RPI S	Opponent	Score		RPI S	Opponent	Score		RPI S	Opponent	Score		
22 H	Illinois	1	4	30 A	Missouri	3	4	94 A	LMU (CA)	1	3	
22 H	Illinois	8	3					94 A	LMU (CA)	7	1	
23 H	Creighton	11	12					94 A	LMU (CA)	5	7	
23 H	Creighton	4	9									
</												

Non-Div. I Games: Rockhurst

4 5

Saint Louis

RPI	S	Opponent	Score	
239	H	SIUE	10	3
245	N	Western Ill.	4	5
245	N	Western Ill.	0	3
245	N	Western Ill.	8	2
246	N	Sacred Heart	9	7
247	N	Georgetown	7	6
257	H	George Mason	16	2
257	H	George Mason	3	0
257	H	George Mason	17	3
259	A	Southeast Mo. St.	4	8
259	H	Southeast Mo. St.	15	6
274	H	St. Bonaventure	5	0
274	H	St. Bonaventure	4	1
274	H	St. Bonaventure	5	8
288	H	Chicago St.	7	5
288	H	Chicago St.	8	3
288	H	Chicago St.	7	3

Saint Louis

S
a
i
n
t
L
o
u
i
s

S
a
i
n
t
L
o
u
i
s

[illegible]

Non-Div. I Games:

Fairfield

RPI	S	Opponent	Score	
233	A	Delaware	4	7
233	A	Delaware	3	2
233	A	Delaware	8	2
241	H	Monmouth	6	2
241	H	Monmouth	4	7
241	N	Monmouth	7	1
246	A	Sacred Heart	6	0
246	H	Sacred Heart	7	0
251	A	LIU Brooklyn	3	4
252	A	Siena	6	4
252	A	Siena	4	2
252	A	Siena	0	3
262	A	UMBC	10	4
262	A	UMBC	4	5
282	A	Niagara	6	5
282	A	Niagara	1	4
282	A	Niagara	0	5
284	A	Iona	3	4
284	A	Iona	3	0
284	A	Iona	3	1
299	A	Saint Peter's	8	2
299	A	Saint Peter's	17	1
299	A	Saint Peter's	7	2

Fairfield

F
a
i
r
f
i
e
l
d

F
a
i
r
f
i
e
l
d

Average RPI Win: 238		WON-LOST RECORD		WINNING PCT. RANK		LAST 10 GAMES		STRENGTH OF SCHEDULE		OPP. STRENGTH OF SCHEDULE		TEAM RPI		ADJ RPI		CONF. RPI		ADJ CONF. RPI	
DIV. I ONLY		26-27-0		.49057 157		7-3-0		241		262		196		.4768 196		28		28	
DIV. I NON-CONF.		9-20-0		.31034 239		1-0-0		85		242		179		.48372 179		27		27	
TOTALS		RPI 1-25		RPI 26-50		W-L RECORDS		RPI 51-100		RPI 101-150		RPI 150+							
26-27-0		0-0-0		0-2-0		OVERALL		1-7-0		1-4-0		24-14-0							
12-5-0		0-0-0		0-0-0		HOME		0-1-0		0-1-0		12-3-0							
14-19-0		0-0-0		0-2-0		AWAY		1-5-0		1-2-0		12-10-0							
0-3-0		0-0-0		0-0-0		NEUTRAL		0-1-0		0-1-0		0-1-0							
9-20-0		0-0-0		0-2-0		NON-CONFERENCE		1-7-0		1-4-0		7-7-0							
2-3-0		0-0-0		0-0-0		HOME		0-1-0		0-1-0		2-1-0							
7-14-0		0-0-0		0-0-		AWAY		1-5-0		1-2-0		5-5-0							
0-3-0		0-0-0		0-0-0		NEUTRAL		0-1-0		0-1-0		0-1-0							
17-7-0		0-0-0		0-0-0		CONFERENCE		0-0-0		0-0-0		17-7-0							
10-2-0		0-0-0		0-0-0		HOME		0-0-0		0-0-0		10-2-0							
7-5-0		0-0-0		0-0-0		AWAY		0-0-0		0-0-0		7-5-0							
0-0-0		0-0-0		0-0-0		NEUTRAL		0-0-0		0-0-0		0-0-0							
RPI	S	Opponent	Score	RPI	S	Opponent	Score	RPI	S	Opponent	Score	RPI	S	Opponent	Score				
37	A	Fla. Atlantic	4 7	54	A	Wake Forest	5 15	102	N	Elon	1 11								
37	A	Fla. Atlantic	0 7	54	A	Wake Forest	8 6	117	A	FGCU	9 4								
				58	A	Boston College	5 11	117	A	FGCU	8 9								
				80	A	UNC Greensboro	2 8	117	A	FGCU	5 6								
				80	A	UNC Greensboro	5 12	132	H	Rhode Island	4 5								
				95	A	Bryant	6 8	151	A	Yale	2 11								
				95	H	Bryant	5 14	151	H	Yale	12 8								
				95	N	Bryant	2 5	169	A	Richmond	6 5								
								170	A	Massachusetts	9 16								
								183	H	Canisius	10 9								
								183	H	Canisius	1 3								
								183	H	Canisius	2 9								
								195	A	Fairfield	0 3								
								195	A	Fairfield	7 8								
								195	A	Fairfield	15 11								
								212	A	Central Conn. St.	9 10								
								212	H	Central Conn. St.	6 5								
								214	A	Hartford	10 3								
								235	H	Manhattan	6 0								
								235	H	Manhattan	18 3								
								235	H	Manhattan	7 5								
				LAST 10 GAMES				252	A	Siena	2 3								
				235	H	Manhattan	18 3	195	A	Fairfield	7 8								
				235	H	Manhattan	7 5	284	A	Iona	3 2								
				235	H	Manhattan	6 0	284	A	Iona	10 2								
				195	A	Fairfield	15 11	284	A	Iona	2 3								
				195	A	Fairfield	0 3	212	H	Central Conn. St.	6 5								
								252	A	Siena	4 3								
								252	A	Siena	4 5								
								255	N	Toledo	8 9								
								256	A	La Salle	1 2								
								256	A	La Salle	8 18								

Non-Div. I Games:

Quinnipiac

RPI	S	Opponent	Score	
256	A	La Salle	12	0
260	H	Dartmouth	2	9
261	A	Norfolk St.	7	1
261	A	Norfolk St.	14	4
282	A	Niagara	3	1
282	A	Niagara	7	2
282	A	Niagara	7	1
284	A	Iona	10	2
284	A	Iona	3	2
284	A	Iona	2	3
285	H	Rider	15	4
285	H	Rider	7	1
285	H	Rider	16	9
299	H	Saint Peter's	2	0
299	H	Saint Peter's	5	4
299	H	Saint Peter's	13	0

Quinnipiac

Q
u
i
n
n
i
p
i
a
c

Q
u
i
n
n
i
p
i
a
c

Average RPI Win: 184		WON-LOST	WINNING	LAST 10	STRENGTH OF		OPP. STRENGTH	TEAM	ADJ	CONF.	ADJ CONF.
Average RPI Loss: 127		RECORD	PCT. RANK	GAMES	SCHEDULE		OF SCHEDULE	RPI	RPI	RPI	RPI
DIV. I ONLY		23-26-0	.46939	184	167		167	197	.47639	197	12
DIV. I NON-CONF.		10-9-0	.52632	135	212		247	213	.4672	213	13
TOTALS		RPI 1-25	RPI 26-50		W-L RECORDS		RPI 51-100		RPI 101-150		RPI 150+
23-26-0		0-1-0	0-1-0		OVERALL		2-8-0		5-7-0		16-9-0
19-11-0		0-0-0	0-0-0		HOME		1-4-0		5-4-0		13-3-0
4-15-0		0-1-0	0-1-0		AWAY		1-4-0		0-3-0		3-6-0
0-0-0		0-0-0	0-0-0		NEUTRAL		0-0-0		0-0-0		0-0-0
10-9-0		0-1-0	0-1-0		NON-CONFERENCE		2-5-0		0-0-0		8-2-0
9-6-0		0-0-0	0-0-0		HOME		1-4-0		0-0-0		8-2-0
1-3-0		0-1-0	0-0-		AWAY		1-1-0		0-0-0		0-0-0
0-0-0		0-0-0	0-0-0		NEUTRAL		0-0-0		0-0-0		0-0-0
13-17-0		0-0-0	0-0-0		CONFERENCE		0-3-0		5-7-0		8-7-0
10-5-0		0-0-0	0-0-0		HOME		0-0-0		5-4-0		5-1-0
3-12-0		0-0-0	0-0-0		AWAY		0-3-0		0-3-0		3-6-0
0-0-0		0-0-0	0-0-0		NEUTRAL		0-0-0		0-0-0		0-0-0
RPI S	Opponent	Score		RPI S	Opponent	Score		RPI S	Opponent	Score	
14 A	Texas A&M	3	9	27 A	Baylor	3	6	74 A	TCU	4	12
								74 H	TCU	6	11
								79 A	Southeastern La.	3	8
								79 A	Southeastern La.	9	12
								79 A	Southeastern La.	1	14
								86 A	UT Arlington	4	2
								86 H	UT Arlington	0	2
								95 H	Bryant	8	6
								95 H	Bryant	7	8
								95 H	Bryant	1	11
								101 H	McNeese	4	10
								101 H	McNeese	9	3
								101 H	McNeese	6	7
								108 H	Northwestern St.	4	0
								108 H	Northwestern St.	6	2
								108 H	Northwestern St.	11	24
								109 H	Incarnate Word	2	4
								109 H	Incarnate Word	6	5
								109 H	Incarnate Word	9	3
								130 A	Central Ark.	1	4
								130 A	Central Ark.	3	11
								130 A	Central Ark.	4	10
								157 A	New Orleans	7	3
								157 A	New Orleans	2	14
								157 A	New Orleans	4	5
								160 A	A&M-Corpus Christi	4	1
								160 A	A&M-Corpus Christi	3	7
								160 A	A&M-Corpus Christi	5	6
								190 H	Nicholls St.	10	8
								190 H	Nicholls St.	6	2
								190 H	Nicholls St.	5	4
								210 H	Lamar University	6	5
								210 H	Lamar University	1	13
								210 H	Lamar University	6	4
								214 H	Hartford	11	7
								214 H	Hartford	8	7
								214 H	Hartford	2	1
LAST 10 GAMES											
				190 H	Nicholls St.	6	2	130 A	Central Ark.	1	4
				190 H	Nicholls St.	5	4	157 A	New Orleans	4	5
				190 H	Nicholls St.	10	8	157 A	New Orleans	7	3
				130 A	Central Ark.	4	10	157 A	New Orleans	2	14
				130 A	Central Ark.	3	11	74 H	TCU	6	11

Non-Div. I Games: Arlington Baptist 11 0 Tex. Permian Basin 13 6 Tex. Permian Basin 6 5 Abilene Christian

RPI	S	Opponent	Score	
220	A	Houston Baptist	1	8
220	A	Houston Baptist	1	5
220	A	Houston Baptist	21	6
230	H	Grambling	23	5
230	H	Grambling	7	4
230	H	Grambling	7	8
287	H	Eastern Mich.	5	6
292	H	Ark.-Pine Bluff	16	7
292	H	Ark.-Pine Bluff	9	7
292	H	Ark.-Pine Bluff	5	4

Abilene Christian

A
b
i
l
e
n
e
C
h
r
i
s
t
i
a
n

A
b
i
l
e
n
e
C
h
r
i
s
t
i
a
n

Average RPI Win: 170		WON-LOST	WINNING	LAST 10	STRENGTH OF		OPP. STRENGTH	TEAM	ADJ	CONF.	ADJ CONF.
Average RPI Loss: 131		RECORD	PCT. RANK	GAMES	SCHEDULE		OF SCHEDULE	RPI	RPI	RPI	RPI
DIV. I ONLY		21-30-0	.41176	219	3-7-0		139	142	198	.47474	198
DIV. I NON-CONF.		12-14-0	.46154	166	1-2-0		122	103	160	.49171	160
TOTALS		RPI 1-25	RPI 26-50		W-L RECORDS		RPI 51-100		RPI 101-150		RPI 150+
21-30-0		0-4-0	1-1-0		OVERALL		3-5-0		7-10-0		10-10-0
11-14-0		0-0-0	1-1-0		HOME		1-0-0		3-6-0		6-7-0
6-14-0		0-4-0	0-0-0		AWAY		2-4-0		3-4-0		1-2-0
4-2-0		0-0-0	0-0-0		NEUTRAL		0-1-0		1-0-0		3-1-0
12-14-0		0-4-0	1-1-0		NON-CONFERENCE		1-1-0		4-4-0		6-4-0
7-6-0		0-0-0	1-1-0		HOME		1-0-0		2-4-0		3-1-0
2-6-0		0-4-0	0-0-0		AWAY		0-0-0		1-0-0		1-2-0
3-2-0		0-0-0	0-0-0		NEUTRAL		0-1-0		1-0-0		2-1-0
9-16-0		0-0-0	0-0-0		CONFERENCE		2-4-0		3-6-0		4-6-0
4-8-0		0-0-0	0-0-0		HOME		0-0-0		1-2-0		3-6-0
4-8-0		0-0-0	0-0-0		AWAY		2-4-0		2-4-0		0-0-0
1-0-0		0-0-0	0-0-0		NEUTRAL		0-0-0		0-0-0		1-0-0
RPI S	Opponent	Score	RPI S	Opponent	Score	RPI S	Opponent	Score	RPI S	Opponent	Score
5 A	East Carolina	6 12	32 H	Indiana St.	10 9	71 A	Samford	4 16	102 H	Elon	2 6
10 A	Georgia Tech	3 16	32 H	Indiana St.	4 8	71 A	Samford	3 5	102 H	Elon	11 12
10 A	Georgia Tech	1 14				71 A	Samford	2 4	102 H	Elon	5 2
10 A	Georgia Tech	4 25				78 N	Wright St.	3 5	106 H	St. John's (NY)	2 5
						80 A	UNC Greensboro	2 1	106 H	St. John's (NY)	13 4
						80 A	UNC Greensboro	5 7	134 A	Gardner-Webb	4 3
						80 A	UNC Greensboro	24 4	134 H	Gardner-Webb	4 5
						99 H	Notre Dame	16 9	135 N	Ohio St.	8 5
									137 H	Wofford	4 3
									137 H	Wofford	4 7
									137 H	Wofford	5 20
									145 A	Mercer	4 3
									145 A	Mercer	2 6
									145 A	Mercer	11 7
									150 A	ETSU	9 10
									150 A	ETSU	4 5
									150 A	ETSU	3 10
									166 N	Michigan St.	6 4
									168 H	Furman	4 9
									168 H	Furman	5 1
									168 H	Furman	3 4
									173 N	Utah	0 14
									178 A	Marshall	9 10
									185 A	Appalachian St.	3 6
									199 N	Eastern Ky.	9 6
									249 H	VMI	14 5
									249 H	VMI	11 15
			LAST 10 GAMES								
			271 N	The Citadel	7 3	71 A	Samford	2 4			
			271 H	The Citadel	1 3	71 A	Samford	3 5			
			271 H	The Citadel	2 5	71 A	Samford	4 16			
			271 H	The Citadel	4 3	10 A	Georgia Tech	1 14			
			199 N	Eastern Ky.	9 6	10 A	Georgia Tech	3 16			

Non-Div. I Games:

Western Caro.

RPI	S	Opponent	Score	
249	H	VMI	8	9
258	A	UNC Asheville	16	4
258	H	UNC Asheville	8	11
266	H	Oakland	9	8
266	H	Oakland	21	9
266	H	Oakland	12	2
271	H	The Citadel	2	5
271	H	The Citadel	4	3
271	H	The Citadel	1	3
271	N	The Citadel	7	3

Western Caro.

W
e
s
t
e
r
n
C
a
r
o
.

W
e
s
t
e
r
n
C
a
r
o
.

[illegible]

Non-Div. I Games:	Kentucky St.	9	3
-------------------	--------------	---	---

Eastern Ky.

RPI	S	Opponent	Score	
240	N	Florida A&M	11	2
259	A	Southeast Mo. St.	2	3
259	A	Southeast Mo. St.	7	5
259	A	Southeast Mo. St.	6	3
266	H	Oakland	16	10
266	H	Oakland	11	6
266	H	Oakland	2	1
279	A	Northern Ky.	17	2
279	N	Northern Ky.	11	8
293	N	Prairie View	11	1
298	H	UMES	16	1
298	H	UMES	5	1
298	N	UMES	6	4
298	N	UMES	27	8

Eastern Ky.

E
a
s
t
e
r
n
K
y
.

E
a
s
t
e
r
n
K
y
.

Average RPI Win: 198		WON-LOST RECORD		WINNING PCT. RANK		LAST 10 GAMES		STRENGTH OF SCHEDULE		OPP. STRENGTH OF SCHEDULE		TEAM RPI		ADJ RPI		CONF. RPI		ADJ CONF. RPI	
DIV. I ONLY		15-32-0		.31915 262		4-6-0		81		173		200		.47427 200		22		22	
DIV. I NON-CONF.		4-20-0		.16667 287		0-1-0		28		26		199		.47506 197		20		20	
TOTALS		RPI 1-25		RPI 26-50		W-L RECORDS		RPI 51-100		RPI 101-150		RPI 150+							
15-32-0		0-3-0		0-1-0		OVERALL		1-13-0		0-1-0		14-14-0							
9-6-0		0-0-0		0-0-0		HOME		0-0-0		0-0-0		9-6-0							
6-26-0		0-3-0		0-1-0		AWAY		1-13-0		0-1-0		5-8-0							
0-0-0		0-0-0		0-0-0		NEUTRAL		0-0-0		0-0-0		0-0-0							
4-20-0		0-3-0		0-1-0		NON-CONFERENCE		1-13-0		0-1-0		3-2-0							
1-2-0		0-0-0		0-0-0		HOME		0-0-0		0-0-0		1-2-0							
3-18-0		0-3-0		0-0-		AWAY		1-13-0		0-1-0		2-0-0							
0-0-0		0-0-0		0-0-0		NEUTRAL		0-0-0		0-0-0		0-0-0							
11-12-0		0-0-0		0-0-0		CONFERENCE		0-0-0		0-0-0		11-12-0							
8-4-0		0-0-0		0-0-0		HOME		0-0-0		0-0-0		8-4-0							
3-8-0		0-0-0		0-0-0		AWAY		0-0-0		0-0-0		3-8-0							
0-0-0		0-0-0		0-0-0		NEUTRAL		0-0-0		0-0-0		0-0-0							
RPI	S	Opponent		Score		RPI	S	Opponent		Score		RPI	S	Opponent		Score			
4	A	Mississippi St.		1	5	40	A	Alabama		0	16	52	A	Liberty		1	7		
4	A	Mississippi St.		2	9							52	A	Liberty		0	7		
4	A	Mississippi St.		8	9							52	A	Liberty		2	3		
												55	A	Florida St.		5	6		
												55	A	Florida St.		0	11		
												55	A	Florida St.		1	9		
												55	A	Florida St.		3	16		
												58	A	Boston College		16	19		
												71	A	Samford		0	4		
												71	A	Samford		2	5		
												71	A	Samford		6	4		
												72	A	Maryland		0	4		
												72	A	Maryland		6	9		
												72	A	Maryland		3	5		

Non-Div. I Games:

Maine

RPI	S	Opponent	Score	
262	H	UMBC	2	1
262	H	UMBC	1	4

Maine

M
a
i
n
e

M
a
i
n
e

Average RPI Win: 166		WON-LOST	WINNING	LAST 10	STRENGTH OF		OPP. STRENGTH	TEAM	ADJ		CONF.	ADJ CONF.		
Average RPI Loss: 126		RECORD	PCT. RANK	GAMES	SCHEDULE		OF SCHEDULE	RPI	RPI		RPI	RPI		
DIV. I ONLY		24-30-0	.44444	199	6-4-0		155	127	201		.4741	201	13	13
DIV. I NON-CONF.		13-18-0	.41935	192	2-0-0		200	95	231		.45518	231	16	16
TOTALS		RPI 1-25	RPI 26-50		W-L RECORDS		RPI 51-100		RPI 101-150		RPI 150+			
24-30-0		1-1-0	0-3-0		OVERALL		3-11-0		5-2-0		15-13-0			
19-14-0		0-0-0	0-1-0		HOME		2-4-0		5-1-0		12-8-0			
5-15-0		1-1-0	0-1-0		AWAY		1-7-0		0-1-0		3-5-0			
0-1-0		0-0-0	0-1-0		NEUTRAL		0-0-0		0-0-0		0-0-0			
13-18-0		1-1-0	0-3-0		NON-CONFERENCE		2-6-0		1-1-0		9-7-0			
11-11-0		0-0-0	0-1-0		HOME		2-4-0		1-0-0		8-6-0			
2-6-0		1-1-0	0-0-		AWAY		0-2-0		0-1-0		1-1-0			
0-1-0		0-0-0	0-1-0		NEUTRAL		0-0-0		0-0-0		0-0-0			
11-12-0		0-0-0	0-0-0		CONFERENCE		1-5-0		4-1-0		6-6-0			
8-3-0		0-0-0	0-0-0		HOME		0-0-0		4-1-0		4-2-0			
3-9-0		0-0-0	0-0-0		AWAY		1-5-0		0-0-0		2-4-0			
0-0-0		0-0-0	0-0-0		NEUTRAL		0-0-0		0-0-0		0-0-0			
RPI	S	Opponent	Score		RPI	S	Opponent	Score		RPI	S	Opponent	Score	
9	A	Texas Tech	4	5	46	N	Michigan	6	16	52	A	Liberty	3	2
9	A	Texas Tech	7	5	48	A	UCF	2	10	52	A	Liberty	6	12
					48	H	UCF	4	13	52	A	Liberty	4	15
										55	A	Florida St.	8	9
										55	A	Florida St.	4	10
										55	H	Florida St.	1	0
										63	H	Sam Houston St.	3	4
										66	H	Virginia Tech	0	5
										72	H	Maryland	4	8
										72	H	Maryland	12	7
										72	H	Maryland	0	7
										83	A	Jacksonville	1	6
										83	A	Jacksonville	1	2
										83	A	Jacksonville	0	13
										172	A	FIU	8	5
										172	H	FIU	6	4
										174	H	Kennesaw St.	9	3
										174	H	Kennesaw St.	1	2
										174	H	Kennesaw St.	4	0
										194	H	Saint Louis	3	2
										226	H	NJIT	1	3
										226	H	NJIT	1	0
										226	H	NJIT	4	3
										235	H	Manhattan	2	5
										242	A	North Ala.	12	1
										242	A	North Ala.	2	6
										242	A	North Ala.	13	8
										246	H	Sacred Heart	11	5
LAST 10 GAMES														
					111	H	North Florida	6	5	83	A	Jacksonville	1	2
					111	H	North Florida	6	7	83	A	Jacksonville	0	13
					111	H	North Florida	2	0	55	H	Florida St.	1	0
					172	H	FIU	6	4	117	H	FGCU	5	3
					83	A	Jacksonville	1	6	117	H	FGCU	2	1

Non-Div. I Games:

Stetson

RPI	S	Opponent	Score	
246	H	Sacred Heart	8	5
246	H	Sacred Heart	4	11
247	H	Georgetown	5	4
252	H	Siena	7	8
252	H	Siena	3	2
252	H	Siena	0	5
265	A	Bethune-Cookman	2	3
265	H	Bethune-Cookman	10	3

Stetson

S
t
e
t
s
o
n

S
t
e
t
s
o
n

RPI	S	Opponent	Score	
237	A	Tennessee Tech	9	5
237	A	Tennessee Tech	6	9
237	A	Tennessee Tech	11	7
239	H	SIUE	10	7
239	H	SIUE	5	3
239	H	SIUE	1	3
242	H	North Ala.	4	8
255	H	Toledo	7	10
255	H	Toledo	5	2
259	H	Southeast Mo. St.	8	7
259	H	Southeast Mo. St.	6	10
259	H	Southeast Mo. St.	1	3
276	H	Bowling Green	5	2
276	H	Bowling Green	0	1
276	H	Bowling Green	12	3

Belmont

B
e
l
m
o
n
t

B
e
l
m
o
n
t

Average RPI Win: 237		WON-LOST	WINNING	LAST 10	STRENGTH OF		OPP. STRENGTH	TEAM	ADJ	CONF.	ADJ CONF.
Average RPI Loss: 172		RECORD	PCT. RANK	GAMES	SCHEDULE		OF SCHEDULE	RPI	RPI	RPI	RPI
DIV. I ONLY		32-22-0	.59259	73	7-3-0		290	252	203	.47277	203
DIV. I NON-CONF.		8-15-0	.34783	220	1-1-0		171	99	219	.46303	218
TOTALS		RPI 1-25	RPI 26-50		W-L RECORDS		RPI 51-100		RPI 101-150		RPI 150+
32-22-0		1-1-0	0-0-0		OVERALL		0-1-0		2-7-0		29-13-0
16-6-0		1-0-0	0-0-0		HOME		0-0-0		0-2-0		15-4-0
9-14-0		0-1-0	0-0-0		AWAY		0-1-0		2-4-0		7-8-0
7-2-0		0-0-0	0-0-0		NEUTRAL		0-0-0		0-1-0		7-1-0
8-15-0		1-1-0	0-0-0		NON-CONFERENCE		0-1-0		2-7-0		5-6-0
5-4-0		1-0-0	0-0-0		HOME		0-0-0		0-2-0		4-2-0
2-10-0		0-1-0	0-0-		AWAY		0-1-0		2-4-0		0-4-0
1-1-0		0-0-0	0-0-0		NEUTRAL		0-0-0		0-1-0		1-0-0
24-7-0		0-0-0	0-0-0		CONFERENCE		0-0-0		0-0-0		24-7-0
11-2-0		0-0-0	0-0-0		HOME		0-0-0		0-0-0		11-2-0
7-4-0		0-0-0	0-0-0		AWAY		0-0-0		0-0-0		7-4-0
6-1-0		0-0-0	0-0-0		NEUTRAL		0-0-0		0-0-0		6-1-0
RPI S	Opponent	Score		RPI S	Opponent	Score		RPI S	Opponent	Score	
20 A	LSU	4	17					56 A	Southern Miss.	3	8
20 H	LSU	7	2					108 A	Northwestern St.	6	13
								108 A	Northwestern St.	7	5
								108 H	Northwestern St.	3	6
								119 N	Air Force	0	13
								125 A	Memphis	1	10
								125 A	Memphis	12	14
								125 A	Memphis	6	1
								137 A	La.-Monroe	6	10
								137 H	La.-Monroe	4	5
								157 A	New Orleans	4	5
								157 A	New Orleans	6	9
								157 H	New Orleans	5	4
								177 H	Eastern Ill.	10	8
								177 H	Eastern Ill.	2	4
								177 H	Eastern Ill.	5	3
								177 H	Eastern Ill.	1	6
								190 A	Nicholls St.	2	4
								190 H	Nicholls St.	6	5
								210 A	Lamar University	5	6
								230 A	Grambling	16	21
								230 A	Grambling	15	3
								230 A	Grambling	0	12
								230 H	Grambling	18	8
								230 H	Grambling	15	13
								230 H	Grambling	13	8
								230 N	Grambling	6	5
								240 N	Florida A&M	6	3
LAST 10 GAMES								157 A	New Orleans	4	5
								293 A	Prairie View	2	12
								293 A	Prairie View	6	4
								293 A	Prairie View	12	8
								190 H	Nicholls St.	6	5

Non-Div. I Games:

Southern U.

Southern U.

Southern U.

Average RPI Win: 218		WON-LOST	WINNING	LAST 10	STRENGTH OF		OPP. STRENGTH	TEAM	ADJ	CONF.	ADJ CONF.								
Average RPI Loss: 151		RECORD	PCT. RANK	GAMES	SCHEDULE		OF SCHEDULE	RPI	RPI	RPI	RPI								
DIV. I ONLY		26-24-0	.52	135	4-6-0		227	248	204	.47275	204	27	27						
DIV. I NON-CONF.		9-12-0	.42857	188	0-2-0		80	35	164	.49075	164	28	28						
<hr/>																			
TOTALS		RPI 1-25		RPI 26-50		W-L RECORDS		RPI 51-100		RPI 101-150		RPI 150+							
26-24-0		0-4-0		2-1-0		OVERALL		1-3-0		0-3-0		23-13-0							
17-11-0		0-3-0		1-0-0		HOME		1-1-0		0-1-0		15-6-0							
9-11-0		0-1-0		1-0-0		AWAY		0-2-0		0-1-0		8-7-0							
0-2-0		0-0-0		0-1-0		NEUTRAL		0-0-0		0-1-0		0-0-0							
<hr/>																			
9-12-0		0-4-0		2-1-0		NON-CONFERENCE		1-3-0		0-3-0		6-1-0							
8-5-0		0-3-0		1-0-0		HOME		1-1-0		0-1-0		6-0-0							
1-5-0		0-1-0		1-0-		AWAY		0-2-0		0-1-0		0-1-0							
0-2-0		0-0-0		0-1-0		NEUTRAL		0-0-0		0-1-0		0-0-0							
<hr/>																			
17-12-0		0-0-0		0-0-0		CONFERENCE		0-0-0		0-0-0		17-12-0							
9-6-0		0-0-0		0-0-0		HOME		0-0-0		0-0-0		9-6-0							
8-6-0		0-0-0		0-0-0		AWAY		0-0-0		0-0-0		8-6-0							
0-0-0		0-0-0		0-0-0		NEUTRAL		0-0-0		0-0-0		0-0-0							
<hr/>																			
RPI	S	Opponent		Score		RPI	S	Opponent		Score		RPI	S	Opponent		Score			
6	A	Arkansas		8	15	36	A	Oklahoma		4	2	82	A	Wichita St.		2	8		
24	H	DBU		2	6	36	H	Oklahoma		3	2	82	H	Wichita St.		2	4		
24	H	DBU		8	13	39	N	BYU		3	8	91	A	Little Rock		5	6		
24	H	DBU		6	13							91	H	Little Rock		4	3		
														130	A	Central Ark.		3	9
														135	N	Ohio St.		3	8
														136	H	Missouri St.		2	11
														160	A	A&M-Corpus Christi		1	5
														176	A	South Dakota St.		4	5
														176	A	South Dakota St.		5	3
														176	H	South Dakota St.		1	0
														176	H	South Dakota St.		8	9
														176	H	South Dakota St.		1	2
														193	H	Murray St.		11	3
														193	H	Murray St.		18	3
														193	H	Murray St.		6	5
														209	A	Omaha		13	9
														209	A	Omaha		9	8
														209	A	Omaha		3	13
														209	H	Omaha		2	4
														209	H	Omaha		8	7
														209	H	Omaha		10	7
														218	H	Purdue		3	2
														218	H	Purdue		10	4
														218	H	Purdue		5	1
														245	A	Western Ill.		7	11
														245	A	Western Ill.		5	8
														245	A	Western Ill.		3	7
														245	H	Western Ill.		11	1
														245	H	Western Ill.		3	9
														245	H	Western Ill.		4	6
														245	H	Western Ill.			6
														245	H	Western Ill.			6
														245	H	Western Ill.			6
														245	H	Western Ill.			6
														245	H	Western Ill.			6
														245	H	Western Ill.			6
														245	H	Western Ill.			6
														245	H	Western Ill.			6
														245	H	Western Ill.			6
														245	H	Western Ill.			6
														245	H	Western Ill.			6
														245	H	Western Ill.			6
														245	H	Western Ill.			6
														245	H	Western Ill.			6
														245	H	Western Ill.			6
														245	H	Western Ill.			6
														245	H	Western Ill.			6
														245	H	Western Ill.			6
														245	H	Western Ill.			6
														245	H	Western Ill.			6
														245	H	Western Ill.			6
														245	H	Western Ill.			6
														245	H	Western Ill.			6
														245	H	Western Ill.			6
														245	H	Western Ill.			6
														245	H	Western Ill.			6
														245	H	Western Ill.			6
														245	H	Western Ill.			6
														245	H	Western Ill.			6
														245	H	Western Ill.			6
														245	H	Western Ill.			6
														245	H	Western Ill.			6
														245	H	Western Ill.			6
														245	H	Western Ill.			6
														245	H	Western Ill.			6
														245	H	Western Ill.			6
														245	H	Western Ill.			6
														245	H	Western Ill.			6
														245	H	Western Ill.			6
														245	H	Western Ill.			6
														245	H	Western Ill.			6
														245	H	Western Ill.			6
														245	H	Western Ill.			6
														245	H	Western Ill.			6
														245	H	Western Ill.			6
														245	H	Western Ill.			6
														245	H	Western Ill.			6
														245	H	Western Ill.			6
														245	H	Western Ill.			6
														245	H	Western Ill.			6
														245	H	Western Ill.			6
														245	H	Western Ill.			6
														245	H	Western Ill.			6
														245	H	Western Ill.			6
														245	H	Western Ill.			6
														245	H	Western Ill.			6
														245	H	Western Ill.			6
														245	H	Western Ill.			6
														245	H	Western Ill.			6
														245	H	Western Ill.			6
														245	H	Western Ill.			6
														24					

Non-Div. I Games:

Oral Roberts

RPI	S	Opponent	Score	
263	A	North Dakota St.	11	5
263	A	North Dakota St.	6	7
263	A	North Dakota St.	8	7
263	H	North Dakota St.	2	3
263	H	North Dakota St.	6	3
263	H	North Dakota St.	9	3
297	A	Purdue Fort Wayne	14	0
297	A	Purdue Fort Wayne	25	2
297	A	Purdue Fort Wayne	10	0
297	H	Purdue Fort Wayne	7	5
297	H	Purdue Fort Wayne	20	4
297	H	Purdue Fort Wayne	13	3

Oral Roberts

O
r
a
l
R
o
b
e
r
t
s

O
r
a
l
R
o
b
e
r
t
s

Average RPI Win:	185	WON-LOST	WINNING	LAST 10	STRENGTH OF	OPP. STRENGTH	TEAM	ADJ	CONF.	ADJ CONF.					
Average RPI Loss:	147	RECORD	PCT. RANK	GAMES	SCHEDULE	OF SCHEDULE	RPI	RPI	RPI	RPI					
DIV. I ONLY	18-31-1	.37	242	5-4-1	129	228	205	.47226	205	15	15				
DIV. I NON-CONF.	8-17-1	.32692	232	1-0-1	118	284	209	.46897	208	15	15				
<hr/>															
TOTALS	RPI 1-25	RPI 26-50		W-L RECORDS		RPI 51-100		RPI 101-150		RPI 150+					
18-31-1	0-0-0	0-0-0		OVERALL		2-8-0		3-9-0		13-14-1					
8-8-1	0-0-0	0-0-0		HOME		1-2-0		1-2-0		6-4-1					
9-19-0	0-0-0	0-0-0		AWAY		1-5-0		2-7-0		6-7-0					
1-4-0	0-0-0	0-0-0		NEUTRAL		0-1-0		0-0-0		1-3-0					
<hr/>															
8-17-1	0-0-0	0-0-0		NON-CONFERENCE		1-3-0		1-5-0		6-9-1					
2-2-1	0-0-0	0-0-0		HOME		0-0-0		0-0-0		2-2-1					
5-11-0	0-0-0	0-0-		AWAY		1-2-0		1-5-0		3-4-0					
1-4-0	0-0-0	0-0-0		NEUTRAL		0-1-0		0-0-0		1-3-0					
<hr/>															
10-14-0	0-0-0	0-0-0		CONFERENCE		1-5-0		2-4-0		7-5-0					
6-6-0	0-0-0	0-0-0		HOME		1-2-0		1-2-0		4-2-0					
4-8-0	0-0-0	0-0-0		AWAY		0-3-0		1-2-0		3-3-0					
0-0-0	0-0-0	0-0-0		NEUTRAL		0-0-0		0-0-0		0-0-0					
<hr/>															
RPI	S	Opponent	Score	RPI	S	Opponent	Score	RPI	S	Opponent	Score				
				52		A	Liberty	10	5	102		H	Elon	3	6
				52		A	Liberty	1	9	102		H	Elon	0	7
				52		A	Liberty	0	1	102		H	Elon	4	1
				81		A	Col. of Charleston	0	9	106		A	St. John's (NY)	1	9
				81		A	Col. of Charleston	4	7	106		A	St. John's (NY)	0	9
				81		A	Col. of Charleston	0	16	109		A	Incarnate Word	1	12
				84		H	William & Mary	4	11	109		A	Incarnate Word	1	11
				84		H	William & Mary	4	3	109		A	Incarnate Word	1	9
				84		H	William & Mary	2	12	109		A	Incarnate Word	3	2
				89		N	Central Mich.	7	24	142		A	Northeastern	7	1
										142		A	Northeastern	1	5
										142		A	Northeastern	3	7
										154		A	James Madison	6	8
										154		A	James Madison	10	5
										154		A	James Madison	3	4
										162		A	Fordham	3	4
										162		A	Fordham	3	4
										163		A	Army West Point	5	9
										175		H	UNCW	6	4
										175		H	UNCW	9	8
										175		H	UNCW	7	3
								LAST 10 GAMES							
										233		A	Delaware	5	4
										246		H	Sacred Heart	11	11
						251		A	LIU Brooklyn	16	8				
						102		H	Elon	4	1				
						102		H	Elon	0	7				
						186		A	Rutgers	6	4				
						187		N	Pittsburgh	0	1				
						195		H	Fairfield	7	9				
						233		A	Delaware	7	4				
						233		A	Delaware	6	8				
						233		A	Delaware	5	4				

Non-Div. I Games:

Hofstra

RPI	S	Opponent	Score	
235	A	Manhattan	4	1
235	H	Manhattan	2	0
241	A	Monmouth	2	3
241	H	Monmouth	4	1
243	N	Butler	5	10
246	H	Sacred Heart	11	11
251	A	LIU Brooklyn	16	8
251	H	LIU Brooklyn	1	10
253	H	Towson	2	5
253	H	Towson	5	8
253	H	Towson	12	6
284	N	Iona	2	4
299	N	Saint Peter's	14	9

Hofstra

H
o
f
s
t
r
a

H
o
f
s
t
r
a

[illegible]

Non-Div. I Games:

Albany (NY)

Average RPI Win: Average RPI Loss:	192 150	WON-LOST RECORD	WINNING PCT. RANK	LAST 10 GAMES		STRENGTH OF SCHEDULE	OPP. STRENGTH OF SCHEDULE	TEAM RPI	ADJ RPI	CONF. RPI	ADJ CONF. RPI
DIV. I ONLY		14-24-0	.36842 243	6-4-0		169	229	207	.47104 207	21	21
DIV. I NON-CONF.		6-11-0	.35294 219	1-1-0		42	244	126	.51147 125	14	14
TOTALS	RPI 1-25	RPI 26-50		W-L RECORDS		RPI 51-100		RPI 101-150		RPI 150+	
14-24-0	0-0-0	0-3-0		OVERALL		1-5-0		1-2-0		12-14-0	
4-7-0	0-0-0	0-0-0		HOME		0-0-0		0-0-0		4-7-0	
9-17-0	0-0-0	0-3-0		AWAY		1-5-0		1-2-0		7-7-0	
1-0-0	0-0-0	0-0-0		NEUTRAL		0-0-0		0-0-0		1-0-0	
6-11-0	0-0-0	0-3-0		NON-CONFERENCE		0-3-0		1-2-0		5-3-0	
1-1-0	0-0-0	0-0-0		HOME		0-0-0		0-0-0		1-1-0	
4-10-0	0-0-0	0-0-		AWAY		0-3-0		1-2-0		3-2-0	
1-0-0	0-0-0	0-0-0		NEUTRAL		0-0-0		0-0-0		1-0-0	
8-13-0	0-0-0	0-0-0		CONFERENCE		1-2-0		0-0-0		7-11-0	
3-6-0	0-0-0	0-0-0		HOME		0-0-0		0-0-0		3-6-0	
5-7-0	0-0-0	0-0-0		AWAY		1-2-0		0-0-0		4-5-0	
0-0-0	0-0-0	0-0-0		NEUTRAL		0-0-0		0-0-0		0-0-0	
RPI S Opponent Score			RPI S Opponent Score			RPI S Opponent Score			RPI S Opponent Score		
			27 A Baylor 0 17			53 A VCU 0 2			140 A Navy 1 2		
			27 A Baylor 4 12			53 A VCU 1 6			140 A Navy 1 5		
			27 A Baylor 3 10			53 A VCU 3 9			140 A Navy 3 2		
						96 A Harvard 1 7			151 A Yale 3 0		
						96 A Harvard 2 0			151 A Yale 0 2		
						96 A Harvard 6 8			151 A Yale 2 7		
									152 A Columbia 0 3		
									152 A Columbia 4 3		
									152 A Columbia 8 13		
									162 N Fordham 1 0		
									163 A Army West Point 4 1		
									180 A Binghamton 5 2		
									180 H Binghamton 4 8		
									184 H Penn 4 3		
									184 H Penn 8 7		
									184 H Penn 2 6		
									225 H Brown 3 11		
									225 H Brown 1 2		
									225 H Brown 3 7		
									231 H Princeton 15 9		
									231 H Princeton 2 4		
									231 H Princeton 2 7		
			LAST 10 GAMES						253 A Towson 4 2		
			274 A St. Bonaventure 8 9			184 H Penn 8 7			253 A Towson 2 3		
			260 A Dartmouth 1 6			184 H Penn 4 3			260 A Dartmouth 1 6		
			260 A Dartmouth 2 1			184 H Penn 2 6			260 A Dartmouth 8 6		
			260 A Dartmouth 8 6			231 H Princeton 2 4			260 A Dartmouth 2 1		
			180 A Binghamton 5 2			231 H Princeton 15 9					

Non-Div. I Games:

Cornell

RPI	S	Opponent	Score	
274	A	St. Bonaventure	8	9
274	H	St. Bonaventure	8	1

Cornell

C
o
r
n
e
l
l

C
o
r
n
e
l
l

Average RPI Win:		198	WON-LOST RECORD		WINNING PCT. RANK		LAST 10 GAMES		STRENGTH OF SCHEDULE		OPP. STRENGTH OF SCHEDULE		TEAM RPI		ADJ RPI		CONF. RPI		ADJ CONF. RPI		
DIV. I ONLY			19-34-0		.35849 247		7-3-0		116		185		208		.47087 208		22		22		
DIV. I NON-CONF.			7-22-0		.24138 262		2-0-0		30		107		200		.47438 198		20		20		
TOTALS		RPI 1-25		RPI 26-50		W-L RECORDS		RPI 51-100		RPI 101-150		RPI 150+									
19-34-0		0-7-0		0-4-0		OVERALL		1-2-0		2-3-0		16-18-0									
12-9-0		0-0-0		0-0-0		HOME		1-1-0		1-2-0		10-6-0									
7-25-0		0-7-0		0-4-0		AWAY		0-1-0		1-1-0		6-12-0									
0-0-0		0-0-0		0-0-0		NEUTRAL		0-0-0		0-0-0		0-0-0									
7-22-0		0-7-0		0-4-0		NON-CONFERENCE		1-2-0		2-3-0		4-6-0									
5-4-0		0-0-0		0-0-0		HOME		1-1-0		1-2-0		3-1-0									
2-18-0		0-7-0		0-0-		AWAY		0-1-0		1-1-0		1-5-0									
0-0-0		0-0-0		0-0-0		NEUTRAL		0-0-0		0-0-0		0-0-0									
12-12-0		0-0-0		0-0-0		CONFERENCE		0-0-0		0-0-0		12-12-0									
7-5-0		0-0-0		0-0-0		HOME		0-0-0		0-0-0		7-5-0									
5-7-0		0-0-0		0-0-0		AWAY		0-0-0		0-0-0		5-7-0									
0-0-0		0-0-0		0-0-0		NEUTRAL		0-0-0		0-0-0		0-0-0									
RPI	S	Opponent		Score		RPI	S	Opponent		Score		RPI	S	Opponent		Score					
3	A	Georgia		2	6	47	A	Arizona		4	12	58	A	Boston College		5	6				
3	A	Georgia		5	13	47	A	Arizona		4	19	95	H	Bryant		3	2				
3	A	Georgia		5	12	47	A	Arizona		5	20	96	H	Harvard		4	8				
21	A	North Carolina		2	14	47	A	Arizona		4	18										
21	A	North Carolina		7	14																
21	A	North Carolina		0	5																
25	A	UConn		4	9																
						LAST 10 GAMES															
						156 A Stony Brook						8	1	262 H UMBC						9	2
						156 A Stony Brook						7	8	262 H UMBC						5	2
						156 A Stony Brook						6	5	262 H UMBC						4	2
						252 H Siena						4	2	214 A Hartford						3	5
						95 H Bryant						3	2	214 A Hartford						3	7
														214 H Hartford							

Non-Div. I Games:

UMass Lowell

RPI	S	Opponent	Score	
214	H	Hartford	5	7
214	H	Hartford	0	5
216	A	George Washington	4	5
216	A	George Washington	6	9
216	A	George Washington	12	1
252	H	Siena	4	2
262	A	UMBC	5	8
262	A	UMBC	8	2
262	A	UMBC	8	3
262	H	UMBC	9	2
262	H	UMBC	4	2
262	H	UMBC	5	2

UMass Lowell

U
M
a
s
s
L
o
w
e
l
l

U
M
a
s
s
L
o
w
e
l
l

RPI	S	Opponent	Score	
275	A	Santa Clara	2	0
277	A	Seattle U	3	2
277	A	Seattle U	6	8
277	A	Seattle U	0	12
277	A	Seattle U	10	8
283	A	Savannah St.	4	5
283	A	Savannah St.	2	0
283	A	Savannah St.	3	3
297	A	Purdue Fort Wayne	4	2
297	A	Purdue Fort Wayne	5	0
297	A	Purdue Fort Wayne	13	2
297	H	Purdue Fort Wayne	26	0
297	H	Purdue Fort Wayne	6	1
297	H	Purdue Fort Wayne	11	4

Omaha

O
m
a
h
a

O
m
a
h
a

Average RPI Win: 170		WON-LOST	WINNING	LAST 10	STRENGTH OF		OPP. STRENGTH	TEAM	ADJ	CONF.	ADJ CONF.
Average RPI Loss: 108		RECORD	PCT. RANK	GAMES	SCHEDULE		OF SCHEDULE	RPI	RPI	RPI	RPI
DIV. I ONLY		18-36-0	.33333	256	3-7-0		84	132	210	.46907	210
DIV. I NON-CONF.		7-15-0	.31818	237	1-3-0		36	148	193	.47745	193
TOTALS		RPI 1-25	RPI 26-50		W-L RECORDS		RPI 51-100		RPI 101-150		RPI 150+
18-36-0		0-2-0	1-3-0		OVERALL		2-13-0		3-8-0		12-10-0
12-15-0		0-0-0	1-3-0		HOME		1-4-0		1-2-0		9-6-0
6-21-0		0-2-0	0-0-0		AWAY		1-9-0		2-6-0		3-4-0
0-0-0		0-0-0	0-0-0		NEUTRAL		0-0-0		0-0-0		0-0-0
7-15-0		0-2-0	1-3-0		NON-CONFERENCE		1-8-0		0-2-0		5-0-0
6-5-0		0-0-0	1-3-0		HOME		0-2-0		0-0-0		5-0-0
1-10-0		0-2-0	0-0-		AWAY		1-6-0		0-2-0		0-0-0
0-0-0		0-0-0	0-0-0		NEUTRAL		0-0-0		0-0-0		0-0-0
11-21-0		0-0-0	0-0-0		CONFERENCE		1-5-0		3-6-0		7-10-0
6-10-0		0-0-0	0-0-0		HOME		1-2-0		1-2-0		4-6-0
5-11-0		0-0-0	0-0-0		AWAY		0-3-0		2-4-0		3-4-0
0-0-0		0-0-0	0-0-0		NEUTRAL		0-0-0		0-0-0		0-0-0
RPI S	Opponent	Score	RPI S	Opponent	Score	RPI S	Opponent	Score	RPI S	Opponent	Score
14 A	Texas A&M	7 10	39 H	BYU	2 4	60 A	Texas	2 7	101 A	McNeese	4 6
20 A	LSU	3 5	39 H	BYU	3 1	63 A	Sam Houston St.	6 15	101 A	McNeese	2 1
			39 H	BYU	0 4	63 A	Sam Houston St.	4 8	101 A	McNeese	1 6
			42 H	Houston	7 8	63 A	Sam Houston St.	5 6	108 A	Northwestern St.	2 5
						73 A	Gonzaga	6 7	108 A	Northwestern St.	4 3
						73 A	Gonzaga	4 22	108 A	Northwestern St.	6 10
						73 A	Gonzaga	0 16	130 H	Central Ark.	2 7
						74 A	TCU	10 5	130 H	Central Ark.	3 2
						79 H	Southeastern La.	4 6	130 H	Central Ark.	3 4
						79 H	Southeastern La.	3 4	131 A	UTSA	2 25
						79 H	Southeastern La.	13 9	143 A	Rice	5 12
						88 A	Tulane	10 22	157 A	New Orleans	4 2
						88 A	Tulane	1 9	157 A	New Orleans	6 7
						89 H	Central Mich.	2 4	157 A	New Orleans	5 6
						89 H	Central Mich.	6 10	160 H	A&M-Corpus Christi	10 4
									160 H	A&M-Corpus Christi	7 3
									160 H	A&M-Corpus Christi	9 1
									171 H	SFA	3 5
									171 H	SFA	2 4
									171 H	SFA	1 4
									190 H	Nicholls St.	5 6
									190 H	Nicholls St.	2 4
									190 H	Nicholls St.	4 5
						130 H	Central Ark.	3 4	197 A	Abilene Christian	13 1
						130 H	Central Ark.	3 2	197 A	Abilene Christian	4 6
						130 H	Central Ark.	2 7	197 A	Abilene Christian	5 6
						74 A	TCU	10 5	203 H	Southern U.	6 5
						73 A	Gonzaga	4 22			

Non-Div. I Games:

Lamar University

RPI	S	Opponent	Score	
220	A	Houston Baptist	6	3
220	H	Houston Baptist	11	1
251	H	LIU Brooklyn	6	2
251	H	LIU Brooklyn	2	1
251	H	LIU Brooklyn	8	4
293	H	Prairie View	7	6

Lamar University

L
a
m
a
r
U
n
i
v
e
r
s
i
t
y

L
a
m
a
r
U
n
i
v
e
r
s
i
t
y

Average RPI Win:	236	WON-LOST RECORD	WINNING PCT. RANK	LAST 10 GAMES	STRENGTH OF SCHEDULE	OPP. STRENGTH OF SCHEDULE	TEAM RPI	ADJ RPI	CONF. RPI	ADJ CONF. RPI			
DIV. I ONLY		19-33-0	.36538	245	3-7-0	157	267	211	.46899	211	25	25	
DIV. I NON-CONF.		7-18-0	.28	252	1-2-0	162	258	215	.46493	215	26	26	
<hr/>													
TOTALS	RPI 1-25	RPI 26-50		W-L RECORDS		RPI 51-100		RPI 101-150		RPI 150+			
19-33-0	0-0-0	0-0-0		OVERALL		0-3-0		1-12-0		18-18-0			
5-8-0	0-0-0	0-0-0		HOME		0-0-0		0-3-0		5-5-0			
13-22-0	0-0-0	0-0-0		AWAY		0-3-0		1-7-0		12-12-0			
1-3-0	0-0-0	0-0-0		NEUTRAL		0-0-0		0-2-0		1-1-0			
<hr/>													
7-18-0	0-0-0	0-0-0		NON-CONFERENCE		0-3-0		0-6-0		7-9-0			
0-2-0	0-0-0	0-0-0		HOME		0-0-0		0-0-0		0-2-0			
6-15-0	0-0-0	0-0-		AWAY		0-3-0		0-6-0		6-6-0			
1-1-0	0-0-0	0-0-0		NEUTRAL		0-0-0		0-0-0		1-1-0			
<hr/>													
12-15-0	0-0-0	0-0-0		CONFERENCE		0-0-0		1-6-0		11-9-0			
5-6-0	0-0-0	0-0-0		HOME		0-0-0		0-3-0		5-3-0			
7-7-0	0-0-0	0-0-0		AWAY		0-0-0		1-1-0		6-6-0			
0-2-0	0-0-0	0-0-0		NEUTRAL		0-0-0		0-2-0		0-0-0			
<hr/>													
RPI	S	Opponent	Score	RPI	S	Opponent	Score	RPI	S	Opponent	Score		
				53 A VCU				3	6	102 A Elon		0	8
				53 A VCU				3	7	102 A Elon		1	5
				53 A VCU				6	7	102 A Elon		1	9
								137 A Wofford		6	7		
								137 A Wofford		1	12		
								137 A Wofford		3	13		
								140 A Navy		1	3		
								140 A Navy		5	2		
								140 H Navy		9	11		
								140 H Navy		13	24		
								140 H Navy		1	10		
								140 N Navy		0	3		
								140 N Navy		2	10		
								154 A James Madison		4	14		
								154 A James Madison		3	5		
								154 A James Madison		9	6		
								163 A Army West Point		6	3		
								163 A Army West Point		2	4		
								163 A Army West Point		2	10		
								163 H Army West Point		5	1		
				163 H Army West Point		7	16						
				179 H Seton Hall		1	7						
				181 A Holy Cross		9	6						
				181 A Holy Cross		1	5						
				181 A Holy Cross		5	10						
				181 H Holy Cross		5	15						
				140 A Navy		1	3	181 H Holy Cross		15	4		

Non-Div. I Games:

Lafayette

RPI	S	Opponent	Score	
184	N	Penn	3	19
186	H	Rutgers	3	9
189	A	Penn St.	2	3
227	A	Saint Joseph's	3	1
233	N	Delaware	7	5
234	A	USC Upstate	0	5
241	A	Monmouth	4	5
269	A	N.C. Central	2	1
269	A	N.C. Central	16	10
269	A	N.C. Central	1	9
273	A	Lehigh	14	2
273	A	Lehigh	9	16
273	A	Lehigh	4	1
273	A	Lehigh	10	9
273	H	Lehigh	1	12
280	A	Villanova	8	6
281	A	Bucknell	12	4
281	A	Bucknell	2	6
281	H	Bucknell	6	5
281	H	Bucknell	10	5
281	H	Bucknell	11	3
285	A	Rider	15	0

Lafayette

L
a
f
a
y
e
t
t
e

L
a
f
a
y
e
t
t
e

Average RPI Win:	260	WON-LOST RECORD	WINNING PCT. RANK	LAST 10 GAMES	STRENGTH OF SCHEDULE	OPP. STRENGTH OF SCHEDULE	TEAM RPI	ADJ RPI	CONF. RPI	ADJ CONF. RPI				
DIV. I ONLY		26-20-0	.56522	99	8-2-0	271	279	212	.46895	212	29	29		
DIV. I NON-CONF.		10-12-0	.45455	175	0-1-0	285	281	256	.43571	255	29	29		
<hr/>														
TOTALS	RPI 1-25	RPI 26-50		W-L RECORDS		RPI 51-100		RPI 101-150		RPI 150+				
26-20-0	0-1-0	0-0-0		OVERALL		1-6-0		0-1-0		25-12-0				
12-7-0	0-0-0	0-0-0		HOME		0-3-0		0-0-0		12-4-0				
10-10-0	0-1-0	0-0-0		AWAY		1-2-0		0-1-0		9-6-0				
4-3-0	0-0-0	0-0-0		NEUTRAL		0-1-0		0-0-0		4-2-0				
<hr/>														
10-12-0	0-1-0	0-0-0		NON-CONFERENCE		0-1-0		0-1-0		10-9-0				
5-2-0	0-0-0	0-0-0		HOME		0-0-0		0-0-0		5-2-0				
1-7-0	0-1-0	0-0-		AWAY		0-0-0		0-1-0		1-5-0				
4-3-0	0-0-0	0-0-0		NEUTRAL		0-1-0		0-0-0		4-2-0				
<hr/>														
16-8-0	0-0-0	0-0-0		CONFERENCE		1-5-0		0-0-0		15-3-0				
7-5-0	0-0-0	0-0-0		HOME		0-3-0		0-0-0		7-2-0				
9-3-0	0-0-0	0-0-0		AWAY		1-2-0		0-0-0		8-1-0				
0-0-0	0-0-0	0-0-0		NEUTRAL		0-0-0		0-0-0		0-0-0				
<hr/>														
RPI	S	Opponent	Score		RPI	S	Opponent	Score		RPI	S	Opponent	Score	
25	A	UConn	1	9						61	N	Kansas	8	10
										95	A	Bryant	3	12
										95	A	Bryant	6	5
										95	A	Bryant	4	14
										95	H	Bryant	4	16
										95	H	Bryant	2	7
										95	H	Bryant	4	15
										140	A	Navy	2	5
										156	H	Stony Brook	3	9
										170	H	Massachusetts	1	2
										170	N	Massachusetts	0	1
										180	A	Binghamton	2	3
										195	A	Fairfield	2	5
										196	A	Quinnipiac	5	6
										196	H	Quinnipiac	10	9
										206	A	Albany (NY)	3	7
										206	H	Albany (NY)	9	6
										214	A	Hartford	3	7
										227	N	Saint Joseph's	2	8
										246	H	Sacred Heart	1	4
										246	H	Sacred Heart	5	1
										246	H	Sacred Heart	8	4
										250	A	Wagner	3	1
										250	A	Wagner	5	0
										250	A	Wagner	7	2
										250	H	Wagner	7	6
										250	H	Wagner	10	3
										250	H	Wagner	2	4
										251	A	LIU Brooklyn	6	8
										251	A	LIU Brooklyn	3	1
										251	A	LIU Brooklyn	9	2
										252	A	Siena	8	1
										274	N	St. Bonaventure	4	3
										274	N	St. Bonaventure	17	3
<hr/>														
LAST 10 GAMES														
					251	A	LIU Brooklyn	9	2	291	H	Fairleigh Dickinson	17	3
					251	A	LIU Brooklyn	6	8	214	A	Hartford	3	7
					251	A	LIU Brooklyn	3	1	250	A	Wagner	5	0
					291	H	Fairleigh Dickinson	8	4	250	A	Wagner	3	1
					291	H	Fairleigh Dickinson	8	5	250	A	Wagner	7	2

Non-Div. I Games:

Central Conn. St.

RPI	S	Opponent	Score	
274	N	St. Bonaventure	9	5
282	N	Niagara	5	4
291	H	Fairleigh Dickinson	8	5
291	H	Fairleigh Dickinson	8	4
291	H	Fairleigh Dickinson	17	3
294	A	Mt. St. Mary's	6	1
294	A	Mt. St. Mary's	14	9
294	A	Mt. St. Mary's	9	8
299	H	Saint Peter's	12	4
299	H	Saint Peter's	5	3
299	H	Saint Peter's	9	6

Central Conn. St.
.
S
t
.

C
e
n
t
r
a
l
C
o
n
n
.
S
t
.

[illegible]

Non-Div. I Games:

Charlotte

RPI	S	Opponent	Score	
223	H	Middle Tenn.	4	2
233	H	Delaware	5	2
233	H	Delaware	5	4
233	H	Delaware	3	1
248	H	Charleston So.	9	3
258	H	UNC Asheville	5	2
268	H	Coppin St.	7	3
268	H	Coppin St.	14	4
268	H	Coppin St.	3	9

Charlotte

C
h
a
r
l
o
t
t
e

C
h
a
r
l
o
t
t
e

Average RPI Win: 197		WON-LOST	WINNING	LAST 10	STRENGTH OF		OPP. STRENGTH	TEAM	ADJ		CONF.	ADJ CONF.
Average RPI Loss: 159		RECORD	PCT. RANK	GAMES	SCHEDULE		OF SCHEDULE	RPI	RPI		RPI	RPI
DIV. I ONLY		20-32-0	.38462	231	6-4-0		147	238	214		22	22
DIV. I NON-CONF.		9-19-0	.32143	233	2-0-0		76	248	194		20	20
TOTALS		RPI 1-25	RPI 26-50		W-L RECORDS		RPI 51-100		RPI 101-150		RPI 150+	
20-32-0		0-4-0	0-0-0		OVERALL		1-4-0		1-2-0		18-22-0	
13-8-0		0-0-0	0-0-0		HOME		0-1-0		1-1-0		12-6-0	
7-23-0		0-4-0	0-0-0		AWAY		1-3-0		0-0-0		6-16-0	
0-1-0		0-0-0	0-0-0		NEUTRAL		0-0-0		0-1-0		0-0-0	
9-19-0		0-4-0	0-0-0		NON-CONFERENCE		1-4-0		1-2-0		7-9-0	
5-4-0		0-0-0	0-0-0		HOME		0-1-0		1-1-0		4-2-0	
4-14-0		0-4-0	0-0-		AWAY		1-3-0		0-0-0		3-7-0	
0-1-0		0-0-0	0-0-0		NEUTRAL		0-0-0		0-1-0		0-0-0	
11-13-0		0-0-0	0-0-0		CONFERENCE		0-0-0		0-0-0		11-13-0	
8-4-0		0-0-0	0-0-0		HOME		0-0-0		0-0-0		8-4-0	
3-9-0		0-0-0	0-0-0		AWAY		0-0-0		0-0-0		3-9-0	
0-0-0		0-0-0	0-0-0		NEUTRAL		0-0-0		0-0-0		0-0-0	
RPI S	Opponent	Score	RPI S	Opponent	Score	RPI S	Opponent	Score	RPI S	Opponent	Score	
11 A	UC Santa Barbara	5 10				58 A	Boston College	7 4	132 N	Rhode Island	7 10	
11 A	UC Santa Barbara	4 6				95 A	Bryant	5 8	139 H	Marist	8 3	
11 A	UC Santa Barbara	0 14				95 A	Bryant	6 15	142 H	Northeastern	8 9	
25 A	UConn	4 12				95 A	Bryant	4 15	151 H	Yale	11 7	
						95 H	Bryant	3 23	155 A	Lipscomb	0 7	
									155 A	Lipscomb	8 9	
									156 H	Stony Brook	9 5	
									156 H	Stony Brook	5 7	
									156 H	Stony Brook	6 5	
									170 H	Massachusetts	5 4	
									180 A	Binghamton	0 1	
									180 A	Binghamton	2 6	
									180 A	Binghamton	1 12	
									181 A	Holy Cross	6 12	
									195 A	Fairfield	4 7	
									196 H	Quinnipiac	3 10	
									197 A	Abilene Christian	7 11	
									197 A	Abilene Christian	1 2	
									197 A	Abilene Christian	7 8	
									200 H	Maine	3 1	
									200 H	Maine	5 4	
									200 H	Maine	10 11	
									206 A	Albany (NY)	1 2	
									206 A	Albany (NY)	1 5	
									206 A	Albany (NY)	2 10	
									206 H	Albany (NY)	6 8	
									206 H	Albany (NY)	7 6	
LAST 10 GAMES												
206 A	Albany (NY)	2 10	200 H	Maine	5 4	206 A	Albany (NY)	1 2	206 A	Albany (NY)	1 5	
206 A	Albany (NY)	1 5	200 H	Maine	10 11	206 A	Albany (NY)	2 10	206 H	Albany (NY)	6 8	
206 A	Albany (NY)	1 2	212 H	Central Conn. St.	7 3	206 H	Albany (NY)	7 6	206 H	Albany (NY)	7 6	
251 H	LIU Brooklyn	16 5	208 H	UMass Lowell	5 3	206 H	Albany (NY)	7 6	206 H	Albany (NY)	7 6	
200 H	Maine	3 1	208 H	UMass Lowell	7 3	206 H	Albany (NY)	7 6	206 H	Albany (NY)	7 6	

Non-Div. I Games:

Hartford

RPI	S	Opponent	Score	
206	H	Albany (NY)	6	5
208	A	UMass Lowell	2	3
208	A	UMass Lowell	7	5
208	A	UMass Lowell	5	0
208	H	UMass Lowell	5	3
208	H	UMass Lowell	7	3
208	H	UMass Lowell	3	5
212	H	Central Conn. St.	7	3
246	H	Sacred Heart	4	5
247	A	Georgetown	2	1
247	A	Georgetown	4	2
247	A	Georgetown	14	1
251	H	LIU Brooklyn	16	5
262	A	UMBC	7	4
262	A	UMBC	2	8
262	A	UMBC	8	10

Hartford

H
a
r
t
f
o
r
d

H
a
r
t
f
o
r
d

Average RPI Win: 145		WON-LOST	WINNING	LAST 10	STRENGTH OF		OPP. STRENGTH	TEAM	ADJ	CONF.	ADJ CONF.
Average RPI Loss: 78		RECORD	PCT. RANK	GAMES	SCHEDULE		OF SCHEDULE	RPI	RPI	RPI	RPI
DIV. I ONLY		11-39-1	.22549	289	3-7-0		59	48	214	.46716	214
DIV. I NON-CONF.		8-16-0	.33333	225	1-1-0		187	161	201	.47417	199
TOTALS		RPI 1-25	RPI 26-50		W-L RECORDS		RPI 51-100		RPI 101-150		RPI 150+
11-39-1		0-9-0	0-9-0		OVERALL		4-12-1		2-3-0		5-6-0
5-11-0		0-6-0	0-0-0		HOME		3-4-0		0-0-0		2-1-0
6-28-1		0-3-0	0-9-0		AWAY		1-8-1		2-3-0		3-5-0
0-0-0		0-0-0	0-0-0		NEUTRAL		0-0-0		0-0-0		0-0-0
8-16-0		0-0-0	0-3-0		NON-CONFERENCE		2-6-0		2-3-0		4-4-0
3-1-0		0-0-0	0-0-0		HOME		1-0-0		0-0-0		2-1-0
5-15-0		0-0-0	0-0-		AWAY		1-6-0		2-3-0		2-3-0
0-0-0		0-0-0	0-0-0		NEUTRAL		0-0-0		0-0-0		0-0-0
3-23-1		0-9-0	0-6-0		CONFERENCE		2-6-1		0-0-0		1-2-0
2-10-0		0-6-0	0-0-0		HOME		2-4-0		0-0-0		0-0-0
1-13-1		0-3-0	0-6-0		AWAY		0-2-1		0-0-0		1-2-0
0-0-0		0-0-0	0-0-0		NEUTRAL		0-0-0		0-0-0		0-0-0
RPI S	Opponent	Score	RPI S	Opponent	Score	RPI S	Opponent	Score	RPI S	Opponent	Score
1 H	UCLA	0 10	33 A	Arizona St.	5 6	57 H	Washington	13 2	116 A	Nevada	16 2
1 H	UCLA	2 6	33 A	Arizona St.	0 6	57 H	Washington	2 10	116 A	Nevada	1 8
1 H	UCLA	10 13	33 A	Arizona St.	7 8	57 H	Washington	2 7	116 A	Nevada	3 1
13 A	Oregon St.	4 18	34 A	California	1 6	59 H	Oregon	8 7	129 A	UNLV	7 12
13 A	Oregon St.	3 4	34 A	California	0 6	59 H	Oregon	3 21	129 A	UNLV	3 17
13 A	Oregon St.	0 2	34 A	California	5 9	59 H	Oregon	8 11	173 A	Utah	4 6
16 H	Stanford	5 8	50 A	UC Irvine	4 8	68 A	Saint Mary's (CA)	3 6	173 A	Utah	1 2
16 H	Stanford	1 7	50 A	UC Irvine	1 4	68 A	Saint Mary's (CA)	1 9	173 A	Utah	8 4
16 H	Stanford	2 14	50 A	UC Irvine	1 5	68 A	Saint Mary's (CA)	8 14	188 H	CSUN	10 1
						68 A	Saint Mary's (CA)	1 8	188 H	CSUN	1 5
						73 A	Gonzaga	9 5	188 H	CSUN	3 1
						73 A	Gonzaga	5 8	270 A	Utah Valley	13 20
						73 H	Gonzaga	12 10	275 A	Santa Clara	1 3
						92 A	Southern California	1 10	275 A	Santa Clara	2 4
						92 A	Southern California	0 4	275 A	Santa Clara	10 0
						92 A	Southern California	10 10	275 A	Santa Clara	10 6
						94 A	LMU (CA)	2 3			
LAST 10 GAMES											
						173 A	Utah	8 4	1 H	UCLA	0 10
						173 A	Utah	1 2	1 H	UCLA	2 6
						173 A	Utah	4 6	73 A	Gonzaga	9 5
						270 A	Utah Valley	13 20	57 H	Washington	13 2
						1 H	UCLA	10 13	57 H	Washington	2 10

Non-Div. I Games:

Washington St.

Average RPI Win:	233	WON-LOST	WINNING	LAST 10	STRENGTH OF	OPP. STRENGTH	TEAM	ADJ	CONF.	ADJ CONF.	
Average RPI Loss:	153	RECORD	PCT. RANK	GAMES	SCHEDULE	OF SCHEDULE	RPI	RPI	RPI	RPI	
DIV. I ONLY	30-24-0	.55556	114	6-4-0	270	218	216	.46663	216	20	20
DIV. I NON-CONF.	19-11-0	.63333	78	2-2-0	289	266	211	.46784	211	22	22
<hr/>											
TOTALS	RPI 1-25	RPI 26-50		W-L RECORDS		RPI 51-100		RPI 101-150		RPI 150+	
30-24-0	0-2-0	0-0-0		OVERALL		2-6-0		1-2-0		27-14-0	
21-11-0	0-0-0	0-0-0		HOME		1-0-0		1-2-0		19-9-0	
9-13-0	0-2-0	0-0-0		AWAY		1-6-0		0-0-0		8-5-0	
0-0-0	0-0-0	0-0-0		NEUTRAL		0-0-0		0-0-0		0-0-0	
19-11-0	0-2-0	0-0-0		NON-CONFERENCE		1-4-0		0-0-0		18-5-0	
15-5-0	0-0-0	0-0-0		HOME		1-0-0		0-0-0		14-5-0	
4-6-0	0-2-0	0-0-		AWAY		0-4-0		0-0-0		4-0-0	
0-0-0	0-0-0	0-0-0		NEUTRAL		0-0-0		0-0-0		0-0-0	
11-13-0	0-0-0	0-0-0		CONFERENCE		1-2-0		1-2-0		9-9-0	
6-6-0	0-0-0	0-0-0		HOME		0-0-0		1-2-0		5-4-0	
5-7-0	0-0-0	0-0-0		AWAY		1-2-0		0-0-0		4-5-0	
0-0-0	0-0-0	0-0-0		NEUTRAL		0-0-0		0-0-0		0-0-0	
RPI	S	Opponent	Score	RPI	S	Opponent	Score	RPI	S	Opponent	Score
15	A	West Virginia	2 13					53	A	VCU	3 4
15	A	West Virginia	1 10					53	A	VCU	2 1
								53	A	VCU	7 9
								84	A	William & Mary	1 2
								84	H	William & Mary	8 4
								88	A	Tulane	6 7
								88	A	Tulane	2 3
								88	A	Tulane	6 16

Non-Div. I Games:

George Washington

RPI	S	Opponent	Score	
257	A	George Mason	2	13
257	A	George Mason	8	5
262	A	UMBC	11	6
262	H	UMBC	12	14
268	A	Coppin St.	7	1
268	H	Coppin St.	12	2
272	H	Delaware St.	18	1
274	H	St. Bonaventure	10	3
274	H	St. Bonaventure	6	5
274	H	St. Bonaventure	11	9
284	H	Iona	6	2
284	H	Iona	15	7
284	H	Iona	2	8
298	H	UMES	15	3
299	H	Saint Peter's	7	5
299	H	Saint Peter's	9	0
299	H	Saint Peter's	20	0

George Washington

G
e
o
r
g
e
W
a
s
h
i
n
g
t
o
n

G
e
o
r
g
e
W
a
s
h
i
n
g
t
o
n

Non-Div. I Games:	Chicago	4	1
--------------------------	----------------	----------	----------

Tie, Loss, Non-Conf,S Site, H Home, A Away, N Neutral Page 362

RPI	S	Opponent	Score	
279	A	Northern Ky.	6	2
279	H	Northern Ky.	6	1
279	H	Northern Ky.	16	2
279	H	Northern Ky.	11	7
288	H	Chicago St.	5	1
288	H	Chicago St.	7	1
288	H	Chicago St.	4	8

Average RPI Win: 187		WON-LOST RECORD		WINNING PCT. RANK		LAST 10 GAMES		STRENGTH OF SCHEDULE		OPP. STRENGTH OF SCHEDULE		TEAM RPI		ADJ RPI		CONF. RPI		ADJ CONF. RPI	
DIV. I ONLY		20-34-0		.37037 238		2-8-0		151		141		218		.46605 218		7		7	
DIV. I NON-CONF.		13-17-0		.43333 186		2-0-0		181		230		195		.47612 195		7		7	
TOTALS		RPI 1-25		RPI 26-50		W-L RECORDS		RPI 51-100		RPI 101-150		RPI 150+							
20-34-0		0-3-0		0-6-0		OVERALL		4-10-0		3-6-0		13-9-0							
13-10-0		0-0-0		0-1-0		HOME		2-2-0		1-4-0		10-3-0							
5-23-0		0-3-0		0-5-0		AWAY		2-8-0		2-2-0		1-5-0							
2-1-0		0-0-0		0-0-0		NEUTRAL		0-0-0		0-0-0		2-1-0							
13-17-0		0-0-0		0-2-0		NON-CONFERENCE		3-8-0		1-2-0		9-5-0							
9-3-0		0-0-0		0-1-0		HOME		1-0-0		1-1-0		7-1-0							
2-13-0		0-0-0		0-0-		AWAY		2-8-0		0-1-0		0-3-0							
2-1-0		0-0-0		0-0-0		NEUTRAL		0-0-0		0-0-0		2-1-0							
7-17-0		0-3-0		0-4-0		CONFERENCE		1-2-0		2-4-0		4-4-0							
4-7-0		0-0-0		0-0-0		HOME		1-2-0		0-3-0		3-2-0							
3-10-0		0-3-0		0-4-0		AWAY		0-0-0		2-1-0		1-2-0							
0-0-0		0-0-0		0-0-0		NEUTRAL		0-0-0		0-0-0		0-0-0							
RPI	S	Opponent		Score	RPI	S	Opponent		Score	RPI	S	Opponent		Score	RPI	S	Opponent		Score
22	A	Illinois		2 5	31	A	Indiana		6 7	56	A	Southern Miss.		6 7	115	A	Ball St.		0 6
22	A	Illinois		4 6	32	A	Indiana St.		3 4	56	A	Southern Miss.		7 16	115	H	Ball St.		9 3
22	A	Illinois		4 5	32	H	Indiana St.		3 4	56	A	Southern Miss.		2 4	121	A	Northwestern		1 2
					35	A	Nebraska		5 9	60	A	Texas		6 13	121	A	Northwestern		5 2
					35	A	Nebraska		4 13	60	A	Texas		2 7	121	A	Northwestern		9 7
					35	A	Nebraska		0 17	60	A	Texas		4 0	135	H	Ohio St.		1 6
										60	A	Texas		0 3	135	H	Ohio St.		11 13
										70	H	Xavier		4 3	135	H	Ohio St.		0 7
										97	H	Iowa		3 6	144	H	Milwaukee		1 6
										97	H	Iowa		4 10	166	H	Michigan St.		2 0
										97	H	Iowa		9 5	166	H	Michigan St.		1 5
										100	A	Jacksonville St.		0 3	166	H	Michigan St.		4 7
										100	A	Jacksonville St.		9 5	186	A	Rutgers		6 2
										100	A	Jacksonville St.		0 4	186	A	Rutgers		1 6
															186	A	Rutgers		0 2
															189	H	Penn St.		2 1
															189	H	Penn St.		1 0
															204	A	Oral Roberts		2 3
															204	A	Oral Roberts		4 10
															204	A	Oral Roberts		1 5
															226	N	NJIT		3 2
															226	N	NJIT		9 8
															226	N	NJIT		3 9
															243	H	Butler		5 3
															254	H	Valparaiso		5 1
															259	H	Southeast Mo. St.		8 3
															259	H	Southeast Mo. St.		2 3
LAST 10 GAMES																			
					135	H	Ohio St.		11 13	22	A	Illinois		4 5	226	N	NJIT		3 9
					135	H	Ohio St.		1 6	22	A	Illinois		2 5	243	H	Butler		5 3
					135	H	Ohio St.		0 7	115	H	Ball St.		9 3	254	H	Valparaiso		5 1
					70	H	Xavier		4 3	166	H	Michigan St.		4 7	259	H	Southeast Mo. St.		8 3
					22	A	Illinois		4 6	166	H	Michigan St.		1 5	259	H	Southeast Mo. St.		2 3

Non-Div. I Games:

Purdue

RPI	S	Opponent	Score	
259	H	Southeast Mo. St.	6	2
276	H	Bowling Green	9	2
288	H	Chicago St.	10	1
297	H	Purdue Fort Wayne	11	2

Purdue

P
u
r
d
u
e

P
u
r
d
u
e

Average RPI Win:		134	WON-LOST RECORD		WINNING PCT. RANK		LAST 10 GAMES		STRENGTH OF SCHEDULE		OPP. STRENGTH OF SCHEDULE		TEAM RPI		ADJ RPI		CONF. RPI		ADJ CONF. RPI				
DIV. I ONLY			19-34-0		.35849	247	3-7-0		171		121		219		.46534		219	14		14			
DIV. I NON-CONF.			12-20-0		.375	213	1-1-0		134		113		181		.48154		181	12		12			
TOTALS		RPI 1-25		RPI 26-50			W-L RECORDS			RPI 51-100			RPI 101-150			RPI 150+							
19-34-0		2-1-0		1-3-0			OVERALL			2-6-0			7-9-0			7-15-0							
11-10-0		2-1-0		1-3-0			HOME			1-2-0			4-3-0			3-1-0							
8-22-0		0-0-0		0-0-0			AWAY			1-4-0			3-6-0			4-12-0							
0-2-0		0-0-0		0-0-0			NEUTRAL			0-0-0			0-0-0			0-2-0							
12-20-0		0-0-0		1-3-0			NON-CONFERENCE			2-6-0			5-5-0			4-6-0							
6-6-0		0-0-0		1-3-0			HOME			1-2-0			3-1-0			1-0-0							
6-12-0		0-0-0		0-0-			AWAY			1-4-0			2-4-0			3-4-0							
0-2-0		0-0-0		0-0-0			NEUTRAL			0-0-0			0-0-0			0-2-0							
7-14-0		2-1-0		0-0-0			CONFERENCE			0-0-0			2-4-0			3-9-0							
5-4-0		2-1-0		0-0-0			HOME			0-0-0			1-2-0			2-1-0							
2-10-0		0-0-0		0-0-0			AWAY			0-0-0			1-2-0			1-8-0							
0-0-0		0-0-0		0-0-0			NEUTRAL			0-0-0			0-0-0			0-0-0							
RPI	S	Opponent		Score		RPI	S	Opponent		Score		RPI	S	Opponent		Score		RPI	S	Opponent		Score	
11	H	UC Santa Barbara		9	4	35	H	Nebraska		6	21	59	H	Oregon		3	1	112	H	Cal St. Fullerton		8	11
11	H	UC Santa Barbara		4	15	35	H	Nebraska		6	10	88	A	Tulane		10	1	112	H	Cal St. Fullerton		8	3
11	H	UC Santa Barbara		7	2	35	H	Nebraska		1	7	88	A	Tulane		0	10	112	H	Cal St. Fullerton		5	13
						35	H	Nebraska		10	9	88	A	Tulane		1	10	118	A	Grand Canyon		5	3
												93	A	San Diego		6	7	118	H	Grand Canyon		7	10
												93	H	San Diego		3	31	120	A	California Baptist		7	4
												94	A	LMU (CA)		4	5	120	H	California Baptist		8	3
												94	H	LMU (CA)		1	5	120	H	California Baptist		5	4
																		122	A	San Francisco		3	4
																		122	A	San Francisco		2	8
																		129	A	UNLV		7	12
																		129	A	UNLV		7	11
																		129	H	UNLV		11	7
																		147	A	Cal Poly		3	12
																		147	A	Cal Poly		6	5
																		147	A	Cal Poly		4	7
																		165	A	New Mexico		10	11
																		165	A	New Mexico		18	10
																		165	A	New Mexico		9	10
																		182	A	San Jose St.		4	5
																		182	A	San Jose St.		1	9
																		182	A	San Jose St.		12	3
								LAST 10 GAMES										188	A	CSUN		5	14
								59 H Oregon			3	1						188	A	CSUN		1	25
								147 A Cal Poly			6	5						188	A	CSUN		6	11
								147 A Cal Poly			4	7						221	H	Hawaii		3	15
								147 A Cal Poly			3	12						238	A	Long Beach St.		1	3
								118 H Grand Canyon			7	10						238	A	Long Beach St.		4	6

Non-Div. I Games:

UC Riverside

RPI	S	Opponent	Score	
221	H	Hawaii	16	5
228	A	UC Davis	4	3
228	A	UC Davis	2	10
228	A	UC Davis	6	8
229	A	CSU Bakersfield	12	1
229	H	CSU Bakersfield	6	3
238	A	Long Beach St.	4	6
238	A	Long Beach St.	1	6
238	A	Long Beach St.	1	3
285	N	Rider	1	5
285	N	Rider	2	4

UC Riverside

U
C
R
i
v
e
r
s
i
d
eU
C
R
i
v
e
r
s
i
d
e

Average RPI Win: 163		WON-LOST	WINNING	LAST 10	STRENGTH OF		OPP. STRENGTH	TEAM	ADJ	CONF.	ADJ CONF.
Average RPI Loss: 117		RECORD	PCT. RANK	GAMES	SCHEDULE		OF SCHEDULE	RPI	RPI	RPI	RPI
DIV. I ONLY		18-35-0	.33962	255	4-6-0		102	128	220	.4645	220
DIV. I NON-CONF.		8-13-0	.38095	210	1-0-0		91	93	192	.47754	192
TOTALS		RPI 1-25	RPI 26-50		W-L RECORDS		RPI 51-100		RPI 101-150		RPI 150+
18-35-0		0-4-0	0-1-0		OVERALL		0-6-0		10-12-0		8-12-0
14-13-0		0-0-0	0-0-0		HOME		0-3-0		9-8-0		5-2-0
4-22-0		0-4-0	0-1-0		AWAY		0-3-0		1-4-0		3-10-0
0-0-0		0-0-0	0-0-0		NEUTRAL		0-0-0		0-0-0		0-0-0
8-13-0		0-4-0	0-1-0		NON-CONFERENCE		0-3-0		5-5-0		3-0-0
8-3-0		0-0-0	0-0-0		HOME		0-0-0		5-3-0		3-0-0
0-10-0		0-4-0	0-0-		AWAY		0-3-0		0-2-0		0-0-0
0-0-0		0-0-0	0-0-0		NEUTRAL		0-0-0		0-0-0		0-0-0
10-22-0		0-0-0	0-0-0		CONFERENCE		0-3-0		5-7-0		5-12-0
6-10-0		0-0-0	0-0-0		HOME		0-3-0		4-5-0		2-2-0
4-12-0		0-0-0	0-0-0		AWAY		0-0-0		1-2-0		3-10-0
0-0-0		0-0-0	0-0-0		NEUTRAL		0-0-0		0-0-0		0-0-0
RPI S	Opponent	Score	RPI S	Opponent	Score	RPI S	Opponent	Score	RPI S	Opponent	Score
14 A	Texas A&M	5 12	45 A	Texas St.	8 17	63 H	Sam Houston St.	3 6	101 H	McNeese	6 16
24 A	DBU	2 12				63 H	Sam Houston St.	5 17	101 H	McNeese	1 5
24 A	DBU	1 7				63 H	Sam Houston St.	4 7	101 H	McNeese	6 2
24 A	DBU	1 2				88 A	Tulane	2 6	103 A	UTRGV	0 6
						88 A	Tulane	2 3	103 H	UTRGV	13 7
						88 A	Tulane	1 3	108 H	Northwestern St.	5 7
									108 H	Northwestern St.	12 2
									108 H	Northwestern St.	10 2
									109 A	Incarnate Word	3 4
									109 A	Incarnate Word	3 6
									109 A	Incarnate Word	8 6
									110 H	Cincinnati	5 4
									110 H	Cincinnati	4 5
									110 H	Cincinnati	2 1
									130 H	Central Ark.	4 2
									130 H	Central Ark.	1 2
									130 H	Central Ark.	1 4
									131 A	UTSA	8 11
									131 H	UTSA	6 14
									142 H	Northeastern	9 3
									142 H	Northeastern	5 2
									142 H	Northeastern	8 14
									157 A	New Orleans	6 14
									157 A	New Orleans	7 8
									157 A	New Orleans	5 11
									160 A	A&M-Corpus Christi	2 6
									160 A	A&M-Corpus Christi	14 0
			LAST 10 GAMES								
			101 H	McNeese	1 5	157 A	New Orleans	7 8			
			101 H	McNeese	6 16	190 A	Nicholls St.	6 3			
			101 H	McNeese	6 2	190 A	Nicholls St.	3 4			
			157 A	New Orleans	5 11	190 A	Nicholls St.	11 7			
			157 A	New Orleans	6 14	244 H	Texas Southern	6 4			

Non-Div. I Games:

Houston Baptist

RPI	S	Opponent	Score	
160	A	A&M-Corpus Christi	7	9
171	A	SFA	2	4
171	A	SFA	0	6
171	A	SFA	0	1
190	A	Nicholls St.	3	4
190	A	Nicholls St.	6	3
190	A	Nicholls St.	11	7
197	H	Abilene Christian	6	21
197	H	Abilene Christian	8	1
197	H	Abilene Christian	5	1
210	A	Lamar University	1	11
210	H	Lamar University	3	6
244	H	Texas Southern	6	4
293	H	Prairie View	10	3
293	H	Prairie View	21	5

Houston Baptist

H
o
u
s
t
o
n
B
a
p
t
i
s
t

H
o
u
s
t
o
n
B
a
p
t
i
s
t

Average RPI Win: 172		WON-LOST	WINNING	LAST 10	STRENGTH OF		OPP. STRENGTH	TEAM	ADJ	CONF.	ADJ CONF.
Average RPI Loss: 131		RECORD	PCT. RANK	GAMES	SCHEDULE		OF SCHEDULE	RPI	RPI	RPI	RPI
DIV. I ONLY		20-27-0	.42553	211	3-7-0		173	170	221	.46143	221
DIV. I NON-CONF.		12-14-0	.46154	166	1-0-0		237	209	240	.44902	240
TOTALS		RPI 1-25	RPI 26-50		W-L RECORDS		RPI 51-100		RPI 101-150		RPI 150+
20-27-0	0-3-0	1-2-0		OVERALL		4-5-0		5-6-0		10-11-0	
14-18-0	0-3-0	1-2-0		HOME		3-5-0		2-1-0		8-7-0	
6-9-0	0-0-0	0-0-0		AWAY		1-0-0		3-5-0		2-4-0	
0-0-0	0-0-0	0-0-0		NEUTRAL		0-0-0		0-0-0		0-0-0	
12-14-0	0-0-0	0-0-0		NON-CONFERENCE		4-5-0		2-3-0		6-6-0	
9-11-0	0-0-0	0-0-0		HOME		3-5-0		0-0-0		6-6-0	
3-3-0	0-0-0	0-0-		AWAY		1-0-0		2-3-0		0-0-0	
0-0-0	0-0-0	0-0-0		NEUTRAL		0-0-0		0-0-0		0-0-0	
8-13-0	0-3-0	1-2-0		CONFERENCE		0-0-0		3-3-0		4-5-0	
5-7-0	0-3-0	1-2-0		HOME		0-0-0		2-1-0		2-1-0	
3-6-0	0-0-0	0-0-0		AWAY		0-0-0		1-2-0		2-4-0	
0-0-0	0-0-0	0-0-0		NEUTRAL		0-0-0		0-0-0		0-0-0	
RPI S	Opponent	Score	RPI S	Opponent	Score	RPI S	Opponent	Score	RPI S	Opponent	Score
11 H	UC Santa Barbara	2 8	50 H	UC Irvine	10 2	59 H	Oregon	1 3	112 H	Cal St. Fullerton	2 5
11 H	UC Santa Barbara	3 6	50 H	UC Irvine	0 4	59 H	Oregon	7 8	112 H	Cal St. Fullerton	8 6
11 H	UC Santa Barbara	1 11	50 H	UC Irvine	5 8	59 H	Oregon	3 4	112 H	Cal St. Fullerton	3 1
						59 H	Oregon	7 6	120 A	California Baptist	6 2
						93 A	San Diego	5 2	135 A	Ohio St.	4 6
						97 H	Iowa	4 6	135 A	Ohio St.	5 7
						97 H	Iowa	8 7	135 A	Ohio St.	5 6
						97 H	Iowa	8 10	135 A	Ohio St.	15 3
						97 H	Iowa	7 1	147 A	Cal Poly	2 3
									147 A	Cal Poly	4 1
									147 A	Cal Poly	4 12
									164 H	Portland	0 4
									164 H	Portland	9 5
									164 H	Portland	4 10
									164 H	Portland	4 7
									188 A	CSUN	3 6
									188 A	CSUN	2 10
									188 A	CSUN	4 3
									219 A	UC Riverside	5 16
									219 A	UC Riverside	15 3
									219 A	UC Riverside	3 4
									228 H	UC Davis	9 5
									228 H	UC Davis	3 6
									228 H	UC Davis	13 6
									229 H	CSU Bakersfield	0 2
									229 H	CSU Bakersfield	4 8
									229 H	CSU Bakersfield	4 5
LAST 10 GAMES											

Non-Div. I Games:

Hawaii

RPI	S	Opponent	Score	
229	H	CSU Bakersfield	7	4
289	H	Longwood	8	4
289	H	Longwood	9	1
289	H	Longwood	5	4
289	H	Longwood	9	3

Hawaii

H
a
w
a
i
i

H
a
w
a
i
i

Average RPI Win:	210	WON-LOST RECORD	WINNING PCT. RANK	LAST 10 GAMES	STRENGTH OF SCHEDULE	OPP. STRENGTH OF SCHEDULE	TEAM RPI	ADJ RPI	CONF. RPI	ADJ CONF. RPI	
DIV. I ONLY	158	18-32-0	.36 246	4-6-0	137	266	222	.45939 222	23	23	
DIV. I NON-CONF.		6-18-0	.25 260	0-1-0	54	272	217	.46417 216	24	24	
<hr/>											
TOTALS	RPI 1-25	RPI 26-50		W-L RECORDS		RPI 51-100		RPI 101-150		RPI 150+	
18-32-0	0-0-0	0-0-0		OVERALL		2-4-0		4-15-0		12-13-0	
9-13-0	0-0-0	0-0-0		HOME		2-2-0		2-5-0		5-6-0	
9-19-0	0-0-0	0-0-0		AWAY		0-2-0		2-10-0		7-7-0	
0-0-0	0-0-0	0-0-0		NEUTRAL		0-0-0		0-0-0		0-0-0	
<hr/>											
6-18-0	0-0-0	0-0-0		NON-CONFERENCE		1-2-0		2-9-0		3-7-0	
2-6-0	0-0-0	0-0-0		HOME		1-0-0		0-2-0		1-4-0	
4-12-0	0-0-0	0-0-		AWAY		0-2-0		2-7-0		2-3-0	
0-0-0	0-0-0	0-0-0		NEUTRAL		0-0-0		0-0-0		0-0-0	
<hr/>											
12-14-0	0-0-0	0-0-0		CONFERENCE		1-2-0		2-6-0		9-6-0	
7-7-0	0-0-0	0-0-0		HOME		1-2-0		2-3-0		4-2-0	
5-7-0	0-0-0	0-0-0		AWAY		0-0-0		0-3-0		5-4-0	
0-0-0	0-0-0	0-0-0		NEUTRAL		0-0-0		0-0-0		0-0-0	
<hr/>											
RPI S	Opponent	Score	RPI S	Opponent	Score	RPI S	Opponent	Score	RPI S	Opponent	Score
						78 A	Wright St.	1 12	115 A	Ball St.	0 5
						78 A	Wright St.	0 13	115 A	Ball St.	2 4
						89 H	Central Mich.	12 11	115 A	Ball St.	5 6
						89 H	Central Mich.	3 5	120 A	California Baptist	1 7
						89 H	Central Mich.	2 6	120 A	California Baptist	4 7
						90 H	Morehead St.	12 3	120 A	California Baptist	2 8
									120 A	California Baptist	1 4
									127 H	Kent St.	3 12
									127 H	Kent St.	11 18
									127 H	Kent St.	1 0
									135 H	Ohio St.	8 10
									137 A	Wofford	6 4
									137 A	Wofford	0 2
									137 A	Wofford	2 5
									141 H	Miami (OH)	4 3
									141 H	Miami (OH)	1 5
									149 A	Dayton	5 15
									149 A	Dayton	4 2
									149 H	Dayton	5 12
									163 H	Army West Point	2 11
									163 H	Army West Point	1 0
									163 H	Army West Point	6 8
LAST 10 GAMES											
						224 A	Western Mich.	8 6	115 A	Ball St.	0 5
						224 A	Western Mich.	1 7	115 A	Ball St.	2 4
						224 A	Western Mich.	8 6	141 H	Miami (OH)	4 3
						178 H	Marshall	7 10	141 H	Miami (OH)	1 5
						115 A	Ball St.	5 6	224 A	Western Mich.	8 6
									224 A	Western Mich.	8 6

Non-Div. I Games:

Ohio

RPI	S	Opponent	Score	
224	A	Western Mich.	1	7
234	A	USC Upstate	2	1
234	A	USC Upstate	7	10
234	A	USC Upstate	2	3
236	A	Northern Ill.	2	5
236	A	Northern Ill.	1	5
236	A	Northern Ill.	6	7
255	H	Toledo	16	5
255	H	Toledo	5	2
255	H	Toledo	8	12
276	H	Bowling Green	12	4
276	H	Bowling Green	12	2
276	H	Bowling Green	3	7
278	A	Youngstown St.	3	2
287	A	Eastern Mich.	6	1
287	A	Eastern Mich.	6	3
287	A	Eastern Mich.	8	2

Ohio

O
h
i
o

O
h
i
o

Average RPI Win: 164		WON-LOST RECORD		WINNING PCT. RANK		LAST 10 GAMES		STRENGTH OF SCHEDULE		OPP. STRENGTH OF SCHEDULE		TEAM RPI		ADJ RPI		CONF. RPI		ADJ CONF. RPI				
DIV. I ONLY		18-37-0		.32727 258		2-8-0		134		84		223		.45923 223		11		11				
DIV. I NON-CONF.		7-18-0		.28 252		0-2-0		169		61		250		.44178 250		11		11				
TOTALS		RPI 1-25		RPI 26-50		W-L RECORDS		RPI 51-100		RPI 101-150		RPI 150+										
18-37-0		0-3-0		0-7-0		OVERALL		2-6-0		6-8-0		10-13-0										
13-14-0		0-1-0		0-0-0		HOME		2-6-0		3-1-0		8-6-0										
5-23-0		0-2-0		0-7-0		AWAY		0-0-0		3-7-0		2-7-0										
0-0-0		0-0-0		0-0-0		NEUTRAL		0-0-0		0-0-0		0-0-0										
7-18-0		0-3-0		0-4-0		NON-CONFERENCE		1-1-0		2-3-0		4-7-0										
6-6-0		0-1-0		0-0-0		HOME		1-1-0		1-0-0		4-4-0										
1-12-0		0-2-0		0-0-		AWAY		0-0-0		1-3-0		0-3-0										
0-0-0		0-0-0		0-0-0		NEUTRAL		0-0-0		0-0-0		0-0-0										
11-19-0		0-0-0		0-3-0		CONFERENCE		1-5-0		4-5-0		6-6-0										
7-8-0		0-0-0		0-0-0		HOME		1-5-0		2-1-0		4-2-0										
4-11-0		0-0-0		0-3-0		AWAY		0-0-0		2-4-0		2-4-0										
0-0-0		0-0-0		0-0-0		NEUTRAL		0-0-0		0-0-0		0-0-0										
RPI	S	Opponent		Score		RPI	S	Opponent		Score		RPI	S	Opponent		Score						
2	A	Vanderbilt		2	5	37	A	Fla. Atlantic		7	8	51	H	Louisiana Tech		5	10	125	A	Memphis	6	8
2	H	Vanderbilt		3	15	37	A	Fla. Atlantic		4	5	51	H	Louisiana Tech		4	1	125	A	Memphis	5	7
12	A	Tennessee		0	2	37	A	Fla. Atlantic		7	8	51	H	Louisiana Tech		1	5	125	A	Memphis	2	1
						40	A	Alabama		0	2	56	H	Southern Miss.		1	7	126	A	Austin Peay	3	10
						49	A	Kentucky		0	7	56	H	Southern Miss.		5	6	126	H	Austin Peay	7	1
						49	A	Kentucky		1	4	56	H	Southern Miss.		3	11	128	H	UAB	7	3
						49	A	Kentucky		4	5	98	H	Bradley		1	2	128	H	UAB	9	2
												98	H	Bradley		1	0	128	H	UAB	8	10
																		131	A	UTSA	9	4
																		131	A	UTSA	4	10
																		131	A	UTSA	7	4
																		143	A	Rice	5	7
																		143	A	Rice	2	7
																		143	A	Rice	4	10
																		155	A	Lipscomb	10	12
																		155	H	Lipscomb	6	8
																		160	H	Western Ky.	13	4
																		160	H	Western Ky.	13	10
																		160	H	Western Ky.	11	4
																		172	H	FIU	3	1
																		172	H	FIU	3	7
																		172	H	FIU	6	10
																		178	A	Marshall	0	7
																		178	A	Marshall	10	5
																		178	A	Marshall	3	13
																		193	A	Murray St.	6	12
																		193	H	Murray St.	8	5
LAST 10 GAMES																						
						37	A	Fla. Atlantic		7	8	172	H	FIU		3	7	178	A	Marshall		
						37	A	Fla. Atlantic		7	8	172	H	FIU		3	1	178	A	Marshall	10	5
						37	A	Fla. Atlantic		4	5	237	A	Tennessee Tech		9	10	178	A	Marshall	3	13
						2	A	Vanderbilt		2	5	213	A	Charlotte		0	5	193	A	Murray St.	6	12
						172	H	FIU		6	10	213	A	Charlotte		3	2	193	H	Murray St.	8	5

Non-Div. I Games:

Middle Tenn.

RPI	S	Opponent	Score	
202	H	Belmont	4	5
213	A	Charlotte	3	2
213	A	Charlotte	0	5
213	A	Charlotte	2	4
236	H	Northern Ill.	2	3
237	A	Tennessee Tech	9	10
237	H	Tennessee Tech	11	4
276	H	Bowling Green	3	4
276	H	Bowling Green	7	0
276	H	Bowling Green	3	2

Middle Tenn.

M
i
d
d
l
e
T
e
n
n
.

M
i
d
d
l
e
T
e
n
n
.

Average RPI Win:	224	WON-LOST RECORD	WINNING PCT. RANK	LAST 10 GAMES	STRENGTH OF SCHEDULE	OPP. STRENGTH OF SCHEDULE	TEAM RPI	ADJ RPI	CONF. RPI	ADJ CONF. RPI	
Average RPI Loss:	165										
DIV. I ONLY	18-31-0	.36735	244	5-5-0	232	241	224	.45871	224	23	23
DIV. I NON-CONF.	7-17-0	.29167	243	0-1-0	262	214	247	.44423	247	24	24
<hr/>											
TOTALS	RPI 1-25	RPI 26-50		W-L RECORDS	RPI 51-100		RPI 101-150		RPI 150+		
18-31-0	0-0-0	0-1-0		OVERALL	1-3-0		3-12-0		14-15-0		
6-3-0	0-0-0	0-0-0		HOME	0-0-0		0-0-0		6-3-0		
9-27-0	0-0-0	0-1-0		AWAY	1-3-0		3-12-0		5-11-0		
3-1-0	0-0-0	0-0-0		NEUTRAL	0-0-0		0-0-0		3-1-0		
<hr/>											
7-17-0	0-0-0	0-1-0		NON-CONFERENCE	1-0-0		1-5-0		5-11-0		
0-0-0	0-0-0	0-0-0		HOME	0-0-0		0-0-0		0-0-0		
4-16-0	0-0-0	0-0-		AWAY	1-0-0		1-5-0		2-10-0		
3-1-0	0-0-0	0-0-0		NEUTRAL	0-0-0		0-0-0		3-1-0		
<hr/>											
11-14-0	0-0-0	0-0-0		CONFERENCE	0-3-0		2-7-0		9-4-0		
6-3-0	0-0-0	0-0-0		HOME	0-0-0		0-0-0		6-3-0		
5-11-0	0-0-0	0-0-0		AWAY	0-3-0		2-7-0		3-1-0		
0-0-0	0-0-0	0-0-0		NEUTRAL	0-0-0		0-0-0		0-0-0		
<hr/>											
RPI S	Opponent	Score	RPI S	Opponent	Score	RPI S	Opponent	Score	RPI S	Opponent	Score
			46 A	Michigan	5 12	89 A	Central Mich.	4 5	111 A	North Florida	4 10
						89 A	Central Mich.	8 11	111 A	North Florida	2 11
						89 A	Central Mich.	1 6	111 A	North Florida	10 1
						99 A	Notre Dame	12 2	114 A	South Fla.	9 10
									114 A	South Fla.	6 7
									114 A	South Fla.	6 9
									115 A	Ball St.	5 8
									115 A	Ball St.	15 20
									115 A	Ball St.	3 10
									127 A	Kent St.	11 1
									127 A	Kent St.	3 15
									127 A	Kent St.	5 9
									141 A	Miami (OH)	0 5
									141 A	Miami (OH)	6 3
									141 A	Miami (OH)	4 6
									155 A	Lipscomb	17 5
									155 A	Lipscomb	5 13
									166 A	Michigan St.	2 3
									166 N	Michigan St.	2 5
									187 A	Pittsburgh	3 14
									202 A	Belmont	1 2
			LAST 10 GAMES						222 H	Ohio	7 1
			222 H	Ohio	6 8	141 A	Miami (OH)	4 6	222 H	Ohio	6 8
			222 H	Ohio	7 1	187 A	Pittsburgh	3 14	222 H	Ohio	6 8
			222 H	Ohio	6 8	287 H	Eastern Mich.	7 6	236 H	Northern Ill.	10 4
			141 A	Miami (OH)	0 5	287 H	Eastern Mich.	12 2	236 H	Northern Ill.	6 12
			141 A	Miami (OH)	6 3	287 H	Eastern Mich.	4 2	236 H	Northern Ill.	9 4

Non-Div. I Games:

Western Mich.

RPI	S	Opponent	Score	
243	A	Butler	2	1
243	A	Butler	0	10
243	A	Butler	4	7
247	N	Georgetown	22	1
254	A	Valparaiso	1	11
255	A	Toledo	6	3
259	A	Southeast Mo. St.	4	8
259	A	Southeast Mo. St.	1	5
259	A	Southeast Mo. St.	8	9
274	N	St. Bonaventure	8	3
276	A	Bowling Green	4	2
276	A	Bowling Green	3	4
276	A	Bowling Green	5	1
280	N	Villanova	11	2
287	H	Eastern Mich.	4	2
287	H	Eastern Mich.	12	2
287	H	Eastern Mich.	7	6

Western Mich.

W
e
s
t
e
r
n
M
i
c
h
.

W
e
s
t
e
r
n
M
i
c
h
.

Average RPI Win:		186	WON-LOST		WINNING		LAST 10		STRENGTH OF		OPP. STRENGTH		TEAM		ADJ		CONF.		ADJ CONF.										
Average RPI Loss:		136	RECORD		PCT. RANK		GAMES		SCHEDULE		OF SCHEDULE		RPI		RPI		RPI		RPI										
DIV. I ONLY			12-27-0		.30769 266		3-7-0		112		211		225		.45858 225		21		21										
DIV. I NON-CONF.			3-15-0		.16667 287		0-1-0		14		207		232		.45458 232		14		14										
TOTALS		RPI 1-25		RPI 26-50		W-L RECORDS		RPI 51-100		RPI 101-150		RPI 150+																	
12-27-0		0-3-0		0-0-0		OVERALL		1-9-0		1-2-0		10-13-0																	
5-11-0		0-0-0		0-0-0		HOME		1-4-0		0-0-0		4-7-0																	
7-16-0		0-3-0		0-0-0		AWAY		0-5-0		1-2-0		6-6-0																	
0-0-0		0-0-0		0-0-0		NEUTRAL		0-0-0		0-0-0		0-0-0																	
3-15-0		0-3-0		0-0-0		NON-CONFERENCE		0-7-0		1-2-0		2-3-0																	
2-5-0		0-0-0		0-0-0		HOME		0-2-0		0-0-0		2-3-0																	
1-10-0		0-3-0		0-0-		AWAY		0-5-0		1-2-0		0-0-0																	
0-0-0		0-0-0		0-0-0		NEUTRAL		0-0-0		0-0-0		0-0-0																	
9-12-0		0-0-0		0-0-0		CONFERENCE		1-2-0		0-0-0		8-10-0																	
3-6-0		0-0-0		0-0-0		HOME		1-2-0		0-0-0		2-4-0																	
6-6-0		0-0-0		0-0-0		AWAY		0-0-0		0-0-0		6-6-0																	
0-0-0		0-0-0		0-0-0		NEUTRAL		0-0-0		0-0-0		0-0-0																	
RPI	S	Opponent		Score		RPI	S	Opponent		Score		RPI	S	Opponent		Score													
7	A	Louisville		2	13							83	A	Jacksonville		0	10	148	A	Presbyterian		4	5						
7	A	Louisville		4	5							83	A	Jacksonville		0	15	148	A	Presbyterian		4	3						
7	A	Louisville		0	7							83	A	Jacksonville		2	11	148	A	Presbyterian		4	5						
												83	A	Jacksonville		2	6	151	H	Yale		3	15						
												95	A	Bryant		2	15	151	H	Yale		3	11						
												95	H	Bryant		7	11	151	H	Yale		8	7						
												95	H	Bryant		6	14	152	A	Columbia		6	9						
												96	H	Harvard		4	7	152	A	Columbia		8	5						
												96	H	Harvard		2	7	152	A	Columbia		3	11						
												96	H	Harvard		5	3	184	A	Penn		7	8						
																		184	A	Penn		4	17						
																		184	A	Penn		14	7						
																		195	H	Fairfield		9	8						
																		195	H	Fairfield		6	7						
																		195	H	Fairfield		5	3						
																		195	H	Fairfield		8	13						
																		200	H	Maine		5	8						
																		207	A	Cornell		7	3						
																		207	A	Cornell		11	3						
																		207	A	Cornell		2	1						
																		231	A	Princeton		1	4						
																		231	A	Princeton		11	5						
																		231	A	Princeton		4	5						
																		260	H	Dartmouth		5	7						
																		260	H	Dartmouth		4	6						
																		260	H	Dartmouth		13	6						

Non-Div. I Games:

Brown

Non-Div. I Games:

Tie, Loss, Non-Conf, S Site, H Home, A Away, N Neutral Page 379

RPI	S	Opponent	Score	
242	A	North Ala.	1	8
261	A	Norfolk St.	4	3
261	A	Norfolk St.	11	5
285	A	Rider	10	16
287	N	Eastern Mich.	10	9
287	N	Eastern Mich.	9	9
287	N	Eastern Mich.	5	4
287	N	Eastern Mich.	10	4
299	A	Saint Peter's	18	11
299	A	Saint Peter's	6	2

Average RPI Win:	228	WON-LOST	WINNING	LAST 10	STRENGTH OF	OPP. STRENGTH	TEAM	ADJ	CONF.	ADJ CONF.				
Average RPI Loss:	175	RECORD	PCT. RANK	GAMES	SCHEDULE	OF SCHEDULE	RPI	RPI	RPI	RPI				
DIV. I ONLY	21-28-0	.42857	209	5-5-0	224	248	228	.45802	227	20	20			
DIV. I NON-CONF.	8-17-0	.32	234	0-1-0	264	271	272	.42139	272	22	22			
<hr/>														
TOTALS	RPI 1-25	RPI 26-50		W-L RECORDS		RPI 51-100		RPI 101-150		RPI 150+				
21-28-0	0-0-0	0-0-0		OVERALL		0-7-0		1-3-0		20-18-0				
8-9-0	0-0-0	0-0-0		HOME		0-4-0		0-0-0		8-5-0				
9-10-0	0-0-0	0-0-0		AWAY		0-0-0		1-2-0		8-8-0				
4-9-0	0-0-0	0-0-0		NEUTRAL		0-3-0		0-1-0		4-5-0				
<hr/>														
8-17-0	0-0-0	0-0-0		NON-CONFERENCE		0-4-0		0-1-0		8-12-0				
1-4-0	0-0-0	0-0-0		HOME		0-1-0		0-0-0		1-3-0				
3-4-0	0-0-0	0-0-		AWAY		0-0-0		0-0-0		3-4-0				
4-9-0	0-0-0	0-0-0		NEUTRAL		0-3-0		0-1-0		4-5-0				
<hr/>														
13-11-0	0-0-0	0-0-0		CONFERENCE		0-3-0		1-2-0		12-6-0				
7-5-0	0-0-0	0-0-0		HOME		0-3-0		0-0-0		7-2-0				
6-6-0	0-0-0	0-0-0		AWAY		0-0-0		1-2-0		5-4-0				
0-0-0	0-0-0	0-0-0		NEUTRAL		0-0-0		0-0-0		0-0-0				
<hr/>														
RPI	S	Opponent	Score	RPI	S	Opponent	Score	RPI	S	Opponent	Score			
				53 H VCU				3	9	115 N Ball St.	5	7		
				53 H VCU				0	4	149 A Dayton	6	11		
				53 H VCU				3	13	149 A Dayton	7	6		
				61 N Kansas				5	7	149 A Dayton	1	2		
				84 H William & Mary				8	9	162 A Fordham	0	6		
				88 N Tulane				7	12	162 A Fordham	3	4		
				96 N Harvard				3	5	162 A Fordham	0	2		
										163 N Army West Point	3	2		
										163 N Army West Point	5	11		
										170 A Massachusetts	8	5		
										170 A Massachusetts	8	4		
										170 A Massachusetts	2	0		
										175 A UNCW	8	10		
										175 A UNCW	4	2		
										179 N Seton Hall	7	4		
										184 A Penn	7	20		
										211 H Lafayette	1	3		
										212 N Central Conn. St.	8	2		
										216 A George Washington	4	10		
										216 A George Washington	4	2		
										216 A George Washington	18	12		
				LAST 10 GAMES								233 A Delaware	5	6
				170 A Massachusetts				8	5	53 H VCU	0	4	233 H Delaware	2
170 A Massachusetts				8	4	53 H VCU	3	9	247 N Georgetown	4	8			
170 A Massachusetts				2	0	274 H St. Bonaventure	7	8	249 N VMI	4	9			
84 H William & Mary				8	9	274 H St. Bonaventure	3	2	249 N VMI	3	9			
53 H VCU				3	13	274 H St. Bonaventure	3	2	256 H La Salle	1	7			

Non-Div. I Games:

Saint Joseph's

RPI	S	Opponent	Score	
256	H	La Salle	20	7
256	H	La Salle	6	5
257	H	George Mason	11	5
257	H	George Mason	14	3
257	H	George Mason	18	9
260	N	Dartmouth	2	4
273	H	Lehigh	15	20
274	H	St. Bonaventure	3	2
274	H	St. Bonaventure	3	2
274	H	St. Bonaventure	7	8
280	A	Villanova	7	8
280	H	Villanova	4	0
281	A	Bucknell	5	4
281	N	Bucknell	3	2
285	A	Rider	13	7

Saint Joseph's

S
a
i
n
t
J
o
s
e
p
h
'
s

S
a
i
n
t
J
o
s
e
p
h
'
s

Average RPI Win:		204	WON-LOST RECORD		WINNING PCT. RANK		LAST 10 GAMES		STRENGTH OF SCHEDULE		OPP. STRENGTH OF SCHEDULE		TEAM RPI		ADJ RPI		CONF. RPI		ADJ CONF. RPI				
DIV. I ONLY			19-29-0		.39583	226	4-6-0		210		135		229		.45783	228	14		14				
DIV. I NON-CONF.			10-14-0		.41667	194	1-0-0		241		146		230		.4552	230	12		12				
TOTALS		RPI 1-25		RPI 26-50		W-L RECORDS		RPI 51-100		RPI 101-150		RPI 150+											
19-29-0		1-3-0		0-6-0		OVERALL		0-3-0		4-8-0		14-9-0											
14-10-0		0-0-0		0-0-0		HOME		0-0-0		1-5-0		13-5-0											
5-19-0		1-3-0		0-6-0		AWAY		0-3-0		3-3-0		1-4-0											
0-0-0		0-0-0		0-0-0		NEUTRAL		0-0-0		0-0-0		0-0-0											
10-14-0		1-0-0		0-3-0		NON-CONFERENCE		0-3-0		2-4-0		7-4-0											
8-4-0		0-0-0		0-0-0		HOME		0-0-0		1-2-0		7-2-0											
2-10-0		1-0-0		0-0-		AWAY		0-3-0		1-2-0		0-2-0											
0-0-0		0-0-0		0-0-0		NEUTRAL		0-0-0		0-0-0		0-0-0											
9-15-0		0-3-0		0-3-0		CONFERENCE		0-0-0		2-4-0		7-5-0											
6-6-0		0-0-0		0-0-0		HOME		0-0-0		0-3-0		6-3-0											
3-9-0		0-3-0		0-3-0		AWAY		0-0-0		2-1-0		1-2-0											
0-0-0		0-0-0		0-0-0		NEUTRAL		0-0-0		0-0-0		0-0-0											
RPI	S	Opponent		Score		RPI	S	Opponent		Score		RPI	S	Opponent		Score		RPI	S	Opponent		Score	
11	A	UC Santa Barbara		8	9	33	A	Arizona St.		2	3	62	A	Pepperdine		0	1	112	A	Cal St. Fullerton		3	1
11	A	UC Santa Barbara		3	4	33	A	Arizona St.		3	13	62	A	Pepperdine		0	4	112	A	Cal St. Fullerton		3	2
11	A	UC Santa Barbara		0	7	33	A	Arizona St.		2	17	62	A	Pepperdine		3	15	112	A	Cal St. Fullerton		9	11
16	A	Stanford		8	6	50	A	UC Irvine		2	10							116	A	Nevada		3	7
						50	A	UC Irvine		2	5							116	H	Nevada		4	5
						50	A	UC Irvine		4	10							122	A	San Francisco		4	2
																		122	H	San Francisco		3	2
																		122	H	San Francisco		14	19
																		133	A	Sacramento St.		2	8
																		147	H	Cal Poly		1	5
																		147	H	Cal Poly		5	6
																		147	H	Cal Poly		5	8
																		159	A	Pacific		8	13
																		159	H	Pacific		7	0
																		159	H	Pacific		9	11
																		188	H	CSUN		4	5
																		188	H	CSUN		2	8
																		188	H	CSUN		11	4
																		219	H	UC Riverside		10	2
																		219	H	UC Riverside		8	6
																		219	H	UC Riverside		3	4
								LAST 10 GAMES										221	A	Hawaii		6	3
								50 A UC Irvine		4	10			188 H CSUN		2	8	221	A	Hawaii		5	9
								50 A UC Irvine		2	5			188 H CSUN		4	5	221	A	Hawaii		6	13
								50 A UC Irvine		2	10			112 A Cal St. Fullerton		3	2	238	H	Long Beach St.		6	5
								122 H San Francisco		3	2			112 A Cal St. Fullerton		9	11	238	H	Long Beach St.		3	2
								188 H CSUN		11	4			112 A Cal St. Fullerton		3	1	238	H	Long Beach St.		6	4

Non-Div. I Games:

UC Davis

RPI	S	Opponent	Score	
270	H	Utah Valley	4	2
270	H	Utah Valley	9	11
270	H	Utah Valley	7	4
270	H	Utah Valley	7	1
275	A	Santa Clara	0	9
286	H	Northern Colo.	12	0
286	H	Northern Colo.	9	2
286	H	Northern Colo.	11	2

UC Davis

U
C
D
a
v
i
s

U
C
D
a
v
i
s

Average RPI Win: 235		WON-LOST	WINNING	LAST 10	STRENGTH OF		OPP. STRENGTH	TEAM	ADJ	CONF.	ADJ CONF.
Average RPI Loss: 135		RECORD	PCT. RANK	GAMES	SCHEDULE		OF SCHEDULE	RPI	RPI	RPI	RPI
DIV. I ONLY		24-33-0	.42105	213	5-5-0		222	220	230	.45745	229
DIV. I NON-CONF.		12-18-0	.4	198	0-1-0		218	221	226	.45708	226
TOTALS		RPI 1-25	RPI 26-50		W-L RECORDS		RPI 51-100		RPI 101-150		RPI 150+
24-33-0		0-2-0	1-2-0		OVERALL		0-3-0		4-19-0		19-7-0
15-10-0		0-1-0	0-1-0		HOME		0-1-0		2-2-0		13-5-0
7-21-0		0-1-0	0-1-0		AWAY		0-1-0		1-16-0		6-2-0
2-2-0		0-0-0	1-0-0		NEUTRAL		0-1-0		1-1-0		0-0-0
12-18-0		0-2-0	1-2-0		NON-CONFERENCE		0-3-0		1-7-0		10-4-0
7-6-0		0-1-0	0-1-0		HOME		0-1-0		0-1-0		7-2-0
3-10-0		0-1-0	0-0-		AWAY		0-1-0		0-5-0		3-2-0
2-2-0		0-0-0	1-0-0		NEUTRAL		0-1-0		1-1-0		0-0-0
12-15-0		0-0-0	0-0-0		CONFERENCE		0-0-0		3-12-0		9-3-0
8-4-0		0-0-0	0-0-0		HOME		0-0-0		2-1-0		6-3-0
4-11-0		0-0-0	0-0-0		AWAY		0-0-0		1-11-0		3-0-0
0-0-0		0-0-0	0-0-0		NEUTRAL		0-0-0		0-0-0		0-0-0
RPI S	Opponent	Score	RPI S	Opponent	Score	RPI S	Opponent	Score	RPI S	Opponent	Score
11 A	UC Santa Barbara	4 6	34 N	California	4 3	62 N	Pepperdine	0 11	103 H	UTRGV	8 1
11 H	UC Santa Barbara	1 4	38 A	Fresno St.	6 7	94 A	LMU (CA)	3 8	103 H	UTRGV	7 2
			38 H	Fresno St.	3 9	94 H	LMU (CA)	9 15	103 H	UTRGV	7 8
									104 A	New Mexico St.	9 4
									104 A	New Mexico St.	9 12
									104 A	New Mexico St.	1 23
									115 N	Ball St.	7 6
									115 N	Ball St.	6 10
									118 A	Grand Canyon	4 6
									118 A	Grand Canyon	2 12
									118 A	Grand Canyon	3 6
									120 A	California Baptist	1 4
									120 A	California Baptist	0 6
									120 A	California Baptist	2 8
									122 A	San Francisco	1 12
									122 A	San Francisco	2 3
									122 A	San Francisco	0 2
									129 A	UNLV	1 6
									133 A	Sacramento St.	4 5
									133 A	Sacramento St.	7 10
									133 A	Sacramento St.	3 4
									147 A	Cal Poly	0 2
									147 H	Cal Poly	1 7
									219 A	UC Riverside	3 6
									219 H	UC Riverside	1 12
									221 A	Hawaii	4 7
									221 A	Hawaii	8 4
			LAST 10 GAMES								
			288 A	Chicago St.	7 1	103 H	UTRGV	7 2			
			288 A	Chicago St.	8 2	103 H	UTRGV	8 1			
			288 A	Chicago St.	4 3	118 A	Grand Canyon	3 6			
			94 H	LMU (CA)	9 15	118 A	Grand Canyon	2 12			
			103 H	UTRGV	7 8	118 A	Grand Canyon	4 6			

Non-Div. I Games:

CSU Bakersfield

RPI	S	Opponent	Score	
221	A	Hawaii	5	4
221	A	Hawaii	2	0
270	H	Utah Valley	9	6
270	H	Utah Valley	3	5
270	H	Utah Valley	7	6
275	H	Santa Clara	3	1
275	H	Santa Clara	1	3
275	H	Santa Clara	4	2
275	H	Santa Clara	8	4
277	H	Seattle U	7	5
277	H	Seattle U	6	7
277	H	Seattle U	9	0
286	H	Northern Colo.	7	9
286	H	Northern Colo.	16	4
286	H	Northern Colo.	6	2
288	A	Chicago St.	7	1
288	A	Chicago St.	8	2
288	A	Chicago St.	4	3
291	H	Fairleigh Dickinson	9	4
291	H	Fairleigh Dickinson	5	4
291	H	Fairleigh Dickinson	17	2
291	H	Fairleigh Dickinson	12	2

CSU Bakersfield

C
S
U
B
a
k
e
r
s
f
i
e
l
d

C
S
U
B
a
k
e
r
s
f
i
e
l
d

[illegible]

Non-Div. I Games:	Wiley	3	5	Wiley	8	3
-------------------	-------	---	---	-------	---	---

Grambling

RPI	S	Opponent	Score	
264	N	Alabama St.	3	5
267	A	Jackson St.	2	10
267	H	Jackson St.	2	4
292	A	Ark.-Pine Bluff	14	11
292	A	Ark.-Pine Bluff	10	8
292	A	Ark.-Pine Bluff	19	2
292	H	Ark.-Pine Bluff	4	1
292	H	Ark.-Pine Bluff	5	4
292	H	Ark.-Pine Bluff	11	0
293	A	Prairie View	9	1
293	A	Prairie View	13	11
293	A	Prairie View	15	18
293	H	Prairie View	7	4
293	H	Prairie View	7	10
293	H	Prairie View	8	4
293	N	Prairie View	9	8
295	A	Alcorn	14	7
295	H	Alcorn	8	7
295	N	Alcorn	14	4
296	H	Mississippi Val.	9	7

Grambling

G
r
a
m
b
l
i
n
g

G
r
a
m
b
l
i
n
g

Average RPI Win:	213	WON-LOST RECORD	WINNING PCT. RANK	LAST 10 GAMES	STRENGTH OF SCHEDULE	OPP. STRENGTH OF SCHEDULE	TEAM RPI	ADJ RPI	CONF. RPI	ADJ CONF. RPI	
Average RPI Loss:	164										
DIV. I ONLY	14-26-0	.35	252	5-5-0	229	226	231	.45597	231	21	21
DIV. I NON-CONF.	6-14-0	.3	242	2-1-0	211	251	224	.46057	224	14	14
<hr/>											
TOTALS	RPI 1-25	RPI 26-50		W-L RECORDS		RPI 51-100		RPI 101-150		RPI 150+	
14-26-0	0-0-0	0-0-0		OVERALL		1-8-0		1-1-0		12-17-0	
4-4-0	0-0-0	0-0-0		HOME		0-0-0		0-0-0		4-4-0	
9-20-0	0-0-0	0-0-0		AWAY		1-8-0		1-1-0		7-11-0	
1-2-0	0-0-0	0-0-0		NEUTRAL		0-0-0		0-0-0		1-2-0	
<hr/>											
6-14-0	0-0-0	0-0-0		NON-CONFERENCE		0-6-0		1-1-0		5-7-0	
1-1-0	0-0-0	0-0-0		HOME		0-0-0		0-0-0		1-1-0	
5-13-0	0-0-0	0-0-		AWAY		0-6-0		1-1-0		4-6-0	
0-0-0	0-0-0	0-0-0		NEUTRAL		0-0-0		0-0-0		0-0-0	
<hr/>											
8-12-0	0-0-0	0-0-0		CONFERENCE		1-2-0		0-0-0		7-10-0	
3-3-0	0-0-0	0-0-0		HOME		0-0-0		0-0-0		3-3-0	
4-7-0	0-0-0	0-0-0		AWAY		1-2-0		0-0-0		3-5-0	
1-2-0	0-0-0	0-0-0		NEUTRAL		0-0-0		0-0-0		1-2-0	
<hr/>											
RPI	S	Opponent	Score	RPI	S	Opponent	Score	RPI	S	Opponent	Score
				64 A Old Dominion 1 3				106 A St. John's (NY) 2 4			
				64 A Old Dominion 1 15				106 A St. John's (NY) 3 1			
				80 A UNC Greensboro 3 5				151 A Yale 1 10			
				80 A UNC Greensboro 3 5				151 A Yale 4 5			
				80 A UNC Greensboro 2 3				152 H Columbia 1 2			
				80 A UNC Greensboro 2 6				152 H Columbia 2 8			
				96 A Harvard 16 9				152 H Columbia 8 6			
				96 A Harvard 0 12				169 A Richmond 1 4			
				96 A Harvard 3 5				179 H Seton Hall 2 7			
								184 A Penn 7 2			
								184 A Penn 9 15			
								184 A Penn 0 1			
								207 A Cornell 9 15			
								207 A Cornell 7 2			
								207 A Cornell 4 2			
								225 H Brown 5 4			
								225 H Brown 5 11			
								225 H Brown 4 1			
								241 A Monmouth 6 11			
								247 A Georgetown 10 6			
				247 A Georgetown 6 9							
				247 A Georgetown 5 0							
				247 A Georgetown 6 10							
				257 A George Mason 6 7							
				257 A George Mason 0 6							
				257 A George Mason 5 3							
				257 A George Mason 9 15							
				260 N Dartmouth 8 10							
<hr/>											
LAST 10 GAMES											
151 A Yale 1 10				225 H Brown 5 4				247 A Georgetown 6 10			
151 A Yale 4 5				225 H Brown 4 1				257 A George Mason 6 7			
106 A St. John's (NY) 2 4				280 A Villanova 6 4				257 A George Mason 0 6			
106 A St. John's (NY) 3 1				207 A Cornell 4 2				257 A George Mason 5 3			
225 H Brown 5 11				207 A Cornell 9 15				260 N Dartmouth 8 10			

Non-Div. I Games:

Princeton

RPI	S	Opponent	Score	
260	N	Dartmouth	3	23
260	N	Dartmouth	8	2
280	A	Villanova	6	4
285	H	Rider	11	0

Princeton

P
r
i
n
c
e
t
o
n

P
r
i
n
c
e
t
o
n

Average RPI Win: 165		WON-LOST	WINNING	LAST 10	STRENGTH OF		OPP. STRENGTH	TEAM	ADJ	CONF.	ADJ CONF.
Average RPI Loss: 102		RECORD	PCT. RANK	GAMES	SCHEDULE		OF SCHEDULE	RPI	RPI	RPI	RPI
DIV. I ONLY		14-41-0	.25455	282	1-9-0		71	115	232	.454	232
DIV. I NON-CONF.		8-17-0	.32	234	0-2-0		35	188	203	.47215	202
TOTALS		RPI 1-25	RPI 26-50		W-L RECORDS		RPI 51-100		RPI 101-150		RPI 150+
14-41-0		0-5-0	1-2-0		OVERALL		2-13-0		3-16-0		8-5-0
9-22-0		0-3-0	0-0-0		HOME		2-10-0		3-8-0		4-1-0
5-19-0		0-2-0	1-2-0		AWAY		0-3-0		0-8-0		4-4-0
0-0-0		0-0-0	0-0-0		NEUTRAL		0-0-0		0-0-0		0-0-0
8-17-0		0-5-0	0-0-0		NON-CONFERENCE		0-3-0		2-5-0		6-4-0
6-10-0		0-3-0	0-0-0		HOME		0-3-0		2-3-0		4-1-0
2-7-0		0-2-0	0-0-		AWAY		0-0-0		0-2-0		2-3-0
0-0-0		0-0-0	0-0-0		NEUTRAL		0-0-0		0-0-0		0-0-0
6-24-0		0-0-0	1-2-0		CONFERENCE		2-10-0		1-11-0		2-1-0
3-12-0		0-0-0	0-0-0		HOME		2-7-0		1-5-0		0-0-0
3-12-0		0-0-0	1-2-0		AWAY		0-3-0		0-6-0		2-1-0
0-0-0		0-0-0	0-0-0		NEUTRAL		0-0-0		0-0-0		0-0-0
RPI S	Opponent	Score	RPI S	Opponent	Score	RPI S	Opponent	Score	RPI S	Opponent	Score
3 A	Georgia	1 11	45 A	Texas St.	1 5	71 H	Samford	2 13	105 A	South Alabama	7 9
3 H	Georgia	3 6	45 A	Texas St.	3 1	71 H	Samford	6 8	105 A	South Alabama	2 4
10 A	Georgia Tech	3 7	45 A	Texas St.	2 12	71 H	Samford	1 2	105 A	South Alabama	7 10
10 H	Georgia Tech	0 10				75 H	Ga. Southern	2 7	106 H	Troy	12 5
15 H	West Virginia	2 8				75 H	Ga. Southern	15 7	106 H	Troy	6 10
						75 H	Ga. Southern	3 4	106 H	Troy	5 10
						76 H	Coastal Caro.	5 6	124 A	Louisiana	0 2
						76 H	Coastal Caro.	15 11	124 A	Louisiana	5 11
						76 H	Coastal Caro.	2 27	124 A	Louisiana	6 16
						86 H	UT Arlington	2 4	137 H	La.-Monroe	8 16
						86 H	UT Arlington	6 14	137 H	La.-Monroe	3 10
						86 H	UT Arlington	3 4	137 H	La.-Monroe	3 9
						91 A	Little Rock	2 3	145 A	Mercer	11 14
						91 A	Little Rock	2 6	145 H	Mercer	4 2
						91 A	Little Rock	1 9	148 A	Presbyterian	7 11
									148 H	Presbyterian	4 13
									150 H	ETSU	2 8
									150 H	ETSU	6 5
									150 H	ETSU	1 5
									168 A	Furman	3 4
									168 H	Furman	10 8
									169 H	Richmond	6 13
									174 A	Kennesaw St.	10 12
									174 H	Kennesaw St.	9 7
									185 A	Appalachian St.	17 6
									185 A	Appalachian St.	2 0
									185 A	Appalachian St.	3 9
			LAST 10 GAMES								
			75 H	Ga. Southern	15 7	124 A	Louisiana	6 16			
			75 H	Ga. Southern	2 7	124 A	Louisiana	0 2			
			75 H	Ga. Southern	3 4	148 H	Presbyterian	4 13			
			148 A	Presbyterian	7 11	45 A	Texas St.	2 12			
			124 A	Louisiana	5 11	45 A	Texas St.	1 5			

Non-Div. I Games: Ga. Southwestern 9 5

Georgia St.

RPI	S	Opponent	Score	
217	H	UIC	9	5
248	A	Charleston So.	2	5
248	A	Charleston So.	7	6
248	A	Charleston So.	15	6
283	H	Savannah St.	5	1

Georgia St.

G
e
o
r
g
i
a
S
t
.

G
e
o
r
g
i
a
S
t
.

Average RPI Win:	204	WON-LOST RECORD	WINNING PCT. RANK	LAST 10 GAMES	STRENGTH OF SCHEDULE	OPP. STRENGTH OF SCHEDULE	TEAM RPI	ADJ RPI	CONF. RPI	ADJ CONF. RPI					
DIV. I ONLY		18-33-0	.35294	249	4-6-0	182	209	233	.45326	233	15	15			
DIV. I NON-CONF.		9-18-0	.33333	225	1-0-0	209	280	261	.43301	261	15	15			
<hr/>															
TOTALS	RPI 1-25	RPI 26-50		W-L RECORDS		RPI 51-100		RPI 101-150		RPI 150+					
18-33-0	0-0-0	0-0-0		OVERALL		3-8-0		1-9-0		14-16-0					
11-11-0	0-0-0	0-0-0		HOME		3-4-0		0-0-0		8-7-0					
7-21-0	0-0-0	0-0-0		AWAY		0-4-0		1-9-0		6-8-0					
0-1-0	0-0-0	0-0-0		NEUTRAL		0-0-0		0-0-0		0-1-0					
<hr/>															
9-18-0	0-0-0	0-0-0		NON-CONFERENCE		0-5-0		0-4-0		9-9-0					
7-6-0	0-0-0	0-0-0		HOME		0-1-0		0-0-0		7-5-0					
2-11-0	0-0-0	0-0-		AWAY		0-4-0		0-4-0		2-3-0					
0-1-0	0-0-0	0-0-0		NEUTRAL		0-0-0		0-0-0		0-1-0					
<hr/>															
9-15-0	0-0-0	0-0-0		CONFERENCE		3-3-0		1-5-0		5-7-0					
4-5-0	0-0-0	0-0-0		HOME		3-3-0		0-0-0		1-2-0					
5-10-0	0-0-0	0-0-0		AWAY		0-0-0		1-5-0		4-5-0					
0-0-0	0-0-0	0-0-0		NEUTRAL		0-0-0		0-0-0		0-0-0					
<hr/>															
RPI	S	Opponent	Score	RPI	S	Opponent	Score	RPI	S	Opponent	Score				
						52 A	Liberty	0		11	102 A	Elon	1		4
						52 A	Liberty	4		5	102 A	Elon	0		6
						52 A	Liberty	1		8	102 A	Elon	1		12
						72 A	Maryland	6		11	104 A	New Mexico St.	4		11
						72 H	Maryland	6		11	104 A	New Mexico St.	3		17
						81 H	Col. of Charleston	0		5	104 A	New Mexico St.	3		11
						81 H	Col. of Charleston	7		10	104 A	New Mexico St.	2		15
						81 H	Col. of Charleston	2		5	142 A	Northeastern	7		3
						84 H	William & Mary	9		8	142 A	Northeastern	8		16
						84 H	William & Mary	3		2	142 A	Northeastern	4		13
						84 H	William & Mary	1		0	154 A	James Madison	2		11
											154 A	James Madison	5		3
											154 A	James Madison	4		7
											175 A	UNCW	7		5
											175 A	UNCW	9		5
											175 A	UNCW	2		10
											195 H	Fairfield	7		4
											195 H	Fairfield	2		8
											195 H	Fairfield	2		3
											205 H	Hofstra	4		7
											205 H	Hofstra	8		6
											205 H	Hofstra	4		5
											211 N	Lafayette	5		7
											213 A	Charlotte	1		3
											213 A	Charlotte	4		5
											213 A	Charlotte	2		5
											227 A	Saint Joseph's	6		2
<hr/>															
Non-Div. I Games:	Goldey-Beacom	4	0	West Chester	5	4	Goldey-Beacom	15	1	Delaware					

Delaware

U
S
C
U
P
S
t
a
t
e

USC Upstate

RPI	S	Opponent	Score	
211	H	Lafayette	5	0
222	H	Ohio	3	2
222	H	Ohio	1	2
222	H	Ohio	10	7
248	A	Charleston So.	4	9
248	A	Charleston So.	4	12
248	A	Charleston So.	0	9
248	H	Charleston So.	11	7
248	N	Charleston So.	2	6
258	A	UNC Asheville	5	9
258	A	UNC Asheville	6	7
258	A	UNC Asheville	10	2
264	H	Alabama St.	9	2
264	H	Alabama St.	8	4
289	A	Longwood	16	2
289	A	Longwood	13	9
289	A	Longwood	4	2

USC Upstate

U
S
C
U
P
S
t
a
t
e

U
S
C
U
P
S
t
a
t
e

Average RPI Win:	244	WON-LOST	WINNING	LAST 10	STRENGTH OF	OPP. STRENGTH	TEAM	ADJ	CONF.	ADJ CONF.	
Average RPI Loss:	173	RECORD	PCT. RANK	GAMES	SCHEDULE	OF SCHEDULE	RPI	RPI	RPI	RPI	
DIV. I ONLY	24-31-0	.43636	204	6-4-0	264	271	235	.45278	235	28	28
DIV. I NON-CONF.	9-22-0	.29032	247	1-0-0	193	267	244	.44806	244	27	27
<hr/>											
TOTALS	RPI 1-25	RPI 26-50		W-L RECORDS		RPI 51-100		RPI 101-150		RPI 150+	
24-31-0	0-0-0	0-4-0		OVERALL		0-2-0		1-2-0		23-23-0	
13-6-0	0-0-0	0-0-0		HOME		0-0-0		1-2-0		12-4-0	
11-23-0	0-0-0	0-4-0		AWAY		0-0-0		0-0-0		11-19-0	
0-2-0	0-0-0	0-0-0		NEUTRAL		0-2-0		0-0-0		0-0-0	
<hr/>											
9-22-0	0-0-0	0-4-0		NON-CONFERENCE		0-2-0		0-0-0		9-16-0	
3-4-0	0-0-0	0-0-0		HOME		0-0-0		0-0-0		3-4-0	
6-16-0	0-0-0	0-0-		AWAY		0-0-0		0-0-0		6-12-0	
0-2-0	0-0-0	0-0-0		NEUTRAL		0-2-0		0-0-0		0-0-0	
<hr/>											
15-9-0	0-0-0	0-0-0		CONFERENCE		0-0-0		1-2-0		14-7-0	
10-2-0	0-0-0	0-0-0		HOME		0-0-0		1-2-0		9-0-0	
5-7-0	0-0-0	0-0-0		AWAY		0-0-0		0-0-0		5-7-0	
0-0-0	0-0-0	0-0-0		NEUTRAL		0-0-0		0-0-0		0-0-0	
<hr/>											
RPI	S	Opponent	Score	RPI	S	Opponent	Score	RPI	S	Opponent	Score
				46	A	Michigan	2 23				
				46	A	Michigan	1 5				
				46	A	Michigan	7 16				
				46	A	Michigan	0 4				

Non-Div. I Games:

Manhattan

RPI	S	Opponent	Score	
241	A	Monmouth	5	2
241	A	Monmouth	6	2
241	A	Monmouth	2	5
250	A	Wagner	2	3
251	A	LIU Brooklyn	3	2
251	H	LIU Brooklyn	4	6
252	H	Siena	2	1
252	H	Siena	10	7
252	H	Siena	8	4
257	A	George Mason	3	6
257	A	George Mason	3	2
257	A	George Mason	3	4
284	H	Iona	7	4
284	H	Iona	5	0
284	H	Iona	5	2
285	A	Rider	6	3
285	A	Rider	3	5
285	A	Rider	11	4
291	A	Fairleigh Dickinson	12	2
299	H	Saint Peter's	15	2
299	H	Saint Peter's	15	7
299	H	Saint Peter's	7	6

Manhattan

M
a
n
h
a
t
t
a
n

M
a
n
h
a
t
t
a
n

[illegible]

Non-Div. I Games:

Northern Ill.

RPI	S	Opponent	Score	
224	A	Western Mich.	12	6
224	A	Western Mich.	4	9
224	A	Western Mich.	4	10
254	N	Valparaiso	5	2
254	N	Valparaiso	2	5
254	N	Valparaiso	6	7
255	A	Toledo	4	5
255	A	Toledo	4	0
255	A	Toledo	3	2
276	H	Bowling Green	3	4
276	H	Bowling Green	7	5
287	H	Eastern Mich.	6	3
287	H	Eastern Mich.	4	3
287	H	Eastern Mich.	9	4
288	A	Chicago St.	8	10

Northern Ill.

N
o
r
t
h
e
r
n
I
l
l
.

N
o
r
t
h
e
r
n
I
l
l
.

Average RPI Win:	228	WON-LOST RECORD	WINNING PCT. RANK	LAST 10 GAMES	STRENGTH OF SCHEDULE	OPP. STRENGTH OF SCHEDULE	TEAM RPI	ADJ RPI	CONF. RPI	ADJ CONF. RPI		
DIV. I ONLY		22-32-0	.40741	221	3-7-0	219	194	237	.45185	237	18	18
DIV. I NON-CONF.		13-11-0	.54167	122	1-1-0	255	196	183	.48114	183	21	21
<hr/>												
TOTALS	RPI 1-25	RPI 26-50		W-L RECORDS		RPI 51-100		RPI 101-150		RPI 150+		
22-32-0	0-3-0	0-1-0		OVERALL		2-4-0		1-8-0		19-16-0		
17-11-0	0-0-0	0-0-0		HOME		2-1-0		1-2-0		14-8-0		
5-21-0	0-3-0	0-1-0		AWAY		0-3-0		0-6-0		5-8-0		
0-0-0	0-0-0	0-0-0		NEUTRAL		0-0-0		0-0-0		0-0-0		
13-11-0	0-3-0	0-1-0		NON-CONFERENCE		0-0-0		1-5-0		12-2-0		
11-2-0	0-0-0	0-0-0		HOME		0-0-0		1-2-0		10-0-0		
2-9-0	0-3-0	0-0-		AWAY		0-0-0		0-3-0		2-2-0		
0-0-0	0-0-0	0-0-0		NEUTRAL		0-0-0		0-0-0		0-0-0		
9-21-0	0-0-0	0-0-0		CONFERENCE		2-4-0		0-3-0		7-14-0		
6-9-0	0-0-0	0-0-0		HOME		2-1-0		0-0-0		4-8-0		
3-12-0	0-0-0	0-0-0		AWAY		0-3-0		0-3-0		3-6-0		
0-0-0	0-0-0	0-0-0		NEUTRAL		0-0-0		0-0-0		0-0-0		
<hr/>												
RPI S	Opponent	Score	RPI S	Opponent	Score	RPI S	Opponent	Score	RPI S	Opponent	Score	
2 A	Vanderbilt	10 21	43 A	Clemson	4 7	90 H	Morehead St.	3 2	105 A	South Alabama	1 8	
12 A	Tennessee	10 15				90 H	Morehead St.	8 7	105 A	South Alabama	3 7	
19 A	NC State	6 10				90 H	Morehead St.	8 10	105 A	South Alabama	2 10	
						100 A	Jacksonville St.	10 12	126 A	Austin Peay	0 6	
						100 A	Jacksonville St.	3 5	126 A	Austin Peay	1 8	
						100 A	Jacksonville St.	7 8	126 A	Austin Peay	4 10	
									130 H	Central Ark.	7 9	
									130 H	Central Ark.	5 11	
									130 H	Central Ark.	3 2	
									155 A	Lipscomb	1 4	
									177 H	Eastern Ill.	5 15	
									177 H	Eastern Ill.	2 13	
									177 H	Eastern Ill.	12 13	
									191 A	UT Martin	2 6	
									191 A	UT Martin	5 7	
									191 A	UT Martin	1 8	
									193 H	Murray St.	10 4	
									193 H	Murray St.	7 14	
									193 H	Murray St.	3 7	
									199 A	Eastern Ky.	2 8	
									199 A	Eastern Ky.	3 9	
									199 A	Eastern Ky.	13 8	
			LAST 10 GAMES									
			191 A	UT Martin	1 8	90 H	Morehead St.	8 10	202 H	Belmont	5 9	
			191 A	UT Martin	5 7	90 H	Morehead St.	3 2	202 H	Belmont	7 11	
			191 A	UT Martin	2 6	223 H	Middle Tenn.	10 9	202 H	Belmont	9 6	
			12 A	Tennessee	10 15	199 A	Eastern Ky.	2 8	223 A	Middle Tenn.	4 11	
			90 H	Morehead St.	8 7	199 A	Eastern Ky.	3 9	223 H	Middle Tenn.	10 9	

Non-Div. I Games:

Tennessee Tech

RPI	S	Opponent	Score	
239	H	SIUE	8	9
239	H	SIUE	12	6
239	H	SIUE	7	6
242	A	North Ala.	7	6
242	H	North Ala.	7	1
245	H	Western Ill.	7	4
245	H	Western Ill.	3	2
245	H	Western Ill.	8	3
254	H	Valparaiso	12	8
259	A	Southeast Mo. St.	9	3
259	A	Southeast Mo. St.	4	9
259	A	Southeast Mo. St.	13	8
278	H	Youngstown St.	9	2
278	H	Youngstown St.	8	4
278	H	Youngstown St.	7	2
290	A	Alabama A&M	23	2
290	H	Alabama A&M	28	8

Tennessee Tech

T
e
n
n
e
s
s
e
e
T
e
c
h

T
e
n
n
e
s
s
e
e
T
e
c
h

Average RPI Win: 131		WON-LOST	WINNING	LAST 10	STRENGTH OF		OPP. STRENGTH	TEAM	ADJ	CONF.	ADJ CONF.
Average RPI Loss: 84		RECORD	PCT. RANK	GAMES	SCHEDULE		OF SCHEDULE	RPI	RPI	RPI	RPI
DIV. I ONLY		11-41-0	.21154	291	3-7-0		61	52	238	.45113	238
DIV. I NON-CONF.		6-22-0	.21429	275	0-1-0		20	2	188	.47897	188
TOTALS		RPI 1-25	RPI 26-50		W-L RECORDS		RPI 51-100		RPI 101-150		RPI 150+
11-41-0	0-5-0	2-12-0		OVERALL		4-8-0		0-12-0		5-4-0	
8-18-0	0-1-0	1-0-0		HOME		2-7-0		0-9-0		5-1-0	
3-23-0	0-4-0	1-12-0		AWAY		2-1-0		0-3-0		0-3-0	
0-0-0	0-0-0	0-0-0		NEUTRAL		0-0-0		0-0-0		0-0-0	
6-22-0	0-2-0	2-9-0		NON-CONFERENCE		4-8-0		0-3-0		0-0-0	
3-11-0	0-1-0	1-0-0		HOME		2-7-0		0-3-0		0-0-0	
3-11-0	0-1-0	1-0-		AWAY		2-1-0		0-0-0		0-0-0	
0-0-0	0-0-0	0-0-0		NEUTRAL		0-0-0		0-0-0		0-0-0	
5-19-0	0-3-0	0-3-0		CONFERENCE		0-0-0		0-9-0		5-4-0	
5-7-0	0-0-0	0-0-0		HOME		0-0-0		0-6-0		5-1-0	
0-12-0	0-3-0	0-3-0		AWAY		0-0-0		0-3-0		0-3-0	
0-0-0	0-0-0	0-0-0		NEUTRAL		0-0-0		0-0-0		0-0-0	
RPI S	Opponent	Score	RPI S	Opponent	Score	RPI S	Opponent	Score	RPI S	Opponent	Score
1 A	UCLA	1 2	26 A	Ole Miss	6 7	65 H	Minnesota	6 4	112 A	Cal St. Fullerton	2 6
1 H	UCLA	0 2	26 A	Ole Miss	3 5	65 H	Minnesota	6 19	112 A	Cal St. Fullerton	1 6
11 A	UC Santa Barbara	1 13	26 A	Ole Miss	2 7	65 H	Minnesota	2 6	112 A	Cal St. Fullerton	0 6
11 A	UC Santa Barbara	4 8	28 A	Florida	1 3	74 H	TCU	4 10	112 H	Cal St. Fullerton	3 8
11 A	UC Santa Barbara	2 8	28 A	Florida	2 5	74 H	TCU	1 4	112 H	Cal St. Fullerton	3 4
			28 A	Florida	2 8	74 H	TCU	14 3	112 H	Cal St. Fullerton	1 5
			33 A	Arizona St.	14 9	92 A	Southern California	2 5	116 H	Nevada	2 3
			34 A	California	1 7	92 H	Southern California	5 8	116 H	Nevada	0 1
			34 A	California	5 13	93 A	San Diego	5 4	116 H	Nevada	3 5
			34 A	California	5 10	93 H	San Diego	0 4	147 H	Cal Poly	1 7
			46 H	Michigan	8 7	94 A	LMU (CA)	4 2	147 H	Cal Poly	2 4
			50 A	UC Irvine	4 9	94 H	LMU (CA)	5 6	147 H	Cal Poly	4 5
			50 A	UC Irvine	1 4				188 H	CSUN	7 4
			50 A	UC Irvine	0 4				188 H	CSUN	2 3
									188 H	CSUN	6 5
									219 H	UC Riverside	6 4
									219 H	UC Riverside	3 1
									219 H	UC Riverside	6 1
									228 A	UC Davis	2 3
									228 A	UC Davis	4 6
									228 A	UC Davis	5 6
LAST 10 GAMES											
			112 A	Cal St. Fullerton	1 6	11 A	UC Santa Barbara	2 8			
			112 A	Cal St. Fullerton	2 6	1 A	UCLA	1 2			
			112 A	Cal St. Fullerton	0 6	219 H	UC Riverside	3 1			
			11 A	UC Santa Barbara	4 8	219 H	UC Riverside	6 4			
			11 A	UC Santa Barbara	1 13	219 H	UC Riverside	6 1			

Non-Div. I Games:

Long Beach St.

Average RPI Win: 213		WON-LOST	WINNING	LAST 10	STRENGTH OF	OPP. STRENGTH	TEAM	ADJ	CONF.	ADJ CONF.					
Average RPI Loss: 143		RECORD	PCT. RANK	GAMES	SCHEDULE	OF SCHEDULE	RPI	RPI	RPI	RPI					
DIV. I ONLY		19-32-0	.37255	237	3-7-0	201	184	239	.4511	239	18	18			
DIV. I NON-CONF.		8-13-0	.38095	210	0-1-0	240	142	237	.45113	237	21	21			
<hr/>															
TOTALS		RPI 1-25		RPI 26-50		W-L RECORDS		RPI 51-100		RPI 101-150		RPI 150+			
19-32-0		0-0-0		0-3-0		OVERALL		0-8-0		1-8-0		18-13-0			
15-9-0		0-0-0		0-2-0		HOME		0-0-0		0-0-0		15-7-0			
4-23-0		0-0-0		0-1-0		AWAY		0-8-0		1-8-0		3-6-0			
0-0-0		0-0-0		0-0-0		NEUTRAL		0-0-0		0-0-0		0-0-0			
8-13-0		0-0-0		0-3-0		NON-CONFERENCE		0-2-0		1-5-0		7-3-0			
6-3-0		0-0-0		0-2-0		HOME		0-0-0		0-0-0		6-1-0			
2-10-0		0-0-0		0-0-		AWAY		0-2-0		1-5-0		1-2-0			
0-0-0		0-0-0		0-0-0		NEUTRAL		0-0-0		0-0-0		0-0-0			
11-19-0		0-0-0		0-0-0		CONFERENCE		0-6-0		0-3-0		11-10-0			
9-6-0		0-0-0		0-0-0		HOME		0-0-0		0-0-0		9-6-0			
2-13-0		0-0-0		0-0-0		AWAY		0-6-0		0-3-0		2-4-0			
0-0-0		0-0-0		0-0-0		NEUTRAL		0-0-0		0-0-0		0-0-0			
RPI	S	Opponent	Score	RPI	S	Opponent	Score	RPI	S	Opponent	Score				
				29	H	Illinois St.	9 16	87	A	Evansville	5 9	126	A	Austin Peay	11 13
				30	H	Missouri	3 10	90	A	Morehead St.	9 11	126	A	Austin Peay	1 6
				49	A	Kentucky	4 6	90	A	Morehead St.	1 10	126	A	Austin Peay	1 7
								90	A	Morehead St.	9 11	128	A	UAB	3 8
								98	A	Bradley	6 9	128	A	UAB	5 13
								100	A	Jacksonville St.	3 4	128	A	UAB	3 5
								100	A	Jacksonville St.	2 3	137	A	La.-Monroe	3 12
								100	A	Jacksonville St.	2 6	137	A	La.-Monroe	12 4
												137	A	La.-Monroe	1 4
												158	A	Southern Ill.	6 7
												177	H	Eastern Ill.	3 1
												177	H	Eastern Ill.	7 15
												177	H	Eastern Ill.	3 4
												191	H	UT Martin	6 0
												191	H	UT Martin	8 5
												191	H	UT Martin	3 2
												193	H	Murray St.	4 7
												193	H	Murray St.	11 6
												193	H	Murray St.	11 9
												194	A	Saint Louis	3 10
												194	H	Saint Louis	2 0
				LAST 10 GAMES								199	H	Eastern Ky.	5 2
				193	H	Murray St.	11 9	100	A	Jacksonville St.	2 6	199	H	Eastern Ky.	9 12
				193	H	Murray St.	4 7	177	H	Eastern Ill.	7 15	199	H	Eastern Ky.	1 9
				193	H	Murray St.	11 6	177	H	Eastern Ill.	3 1	202	A	Belmont	3 5
				100	A	Jacksonville St.	3 4	177	H	Eastern Ill.	3 4	202	A	Belmont	3 1
				100	A	Jacksonville St.	2 3	194	A	Saint Louis	3 10	202	A	Belmont	7 10

Non-Div. I Games:

SIUE

RPI	S	Opponent	Score	
217	H	UIC	6	4
217	H	UIC	3	2
237	A	Tennessee Tech	9	8
237	A	Tennessee Tech	6	12
237	A	Tennessee Tech	6	7
245	A	Western Ill.	15	2
245	H	Western Ill.	13	3
254	H	Valparaiso	16	6
254	H	Valparaiso	0	8
254	H	Valparaiso	4	3
259	H	Southeast Mo. St.	3	2
259	H	Southeast Mo. St.	9	3
259	H	Southeast Mo. St.	6	8

SIUE

S
I
U
E

S
I
U
E

[illegible]

Non-Div. I Games:

Florida A&M

RPI	S	Opponent	Score
265	A	Bethune-Cookman	1 7
265	A	Bethune-Cookman	6 3
265	A	Bethune-Cookman	6 7
265	H	Bethune-Cookman	6 5
265	H	Bethune-Cookman	2 8
265	H	Bethune-Cookman	6 4
267	H	Jackson St.	7 6
267	H	Jackson St.	8 11
267	H	Jackson St.	6 5
269	A	N.C. Central	8 9
269	A	N.C. Central	4 7
269	A	N.C. Central	5 8
269	H	N.C. Central	3 0
269	H	N.C. Central	11 1
269	H	N.C. Central	7 6
272	N	Delaware St.	9 8
272	N	Delaware St.	13 3
283	A	Savannah St.	11 7
283	A	Savannah St.	7 5
283	A	Savannah St.	7 5
283	H	Savannah St.	10 0
283	H	Savannah St.	8 6
283	H	Savannah St.	6 3
292	N	Ark.-Pine Bluff	1 11
295	H	Alcorn	11 7
295	H	Alcorn	8 7
295	H	Alcorn	7 8

Florida A&M

F
l
o
r
i
d
a
&
MF
l
o
r
i
d
a
&
M

RPI	S	Opponent	Score
295	H	Alcorn	4 5

Average RPI Win: 245		WON-LOST RECORD		WINNING PCT. RANK		LAST 10 GAMES		STRENGTH OF SCHEDULE		OPP. STRENGTH OF SCHEDULE		TEAM RPI		ADJ RPI		CONF. RPI		ADJ CONF. RPI	
DIV. I ONLY		26-27-1		.49074 156		8-2-0		287		257		241		.44971 241		28		28	
DIV. I NON-CONF.		13-16-1		.45 178		1-0-0		263		223		214		.46671 214		27		27	
TOTALS		RPI 1-25		RPI 26-50		W-L RECORDS		RPI 51-100		RPI 101-150		RPI 150+							
26-27-1		1-2-0		0-3-0		OVERALL		0-0-0		0-3-0		25-19-1							
10-10-0		0-0-0		0-0-0		HOME		0-0-0		0-3-0		10-7-0							
16-12-1		1-2-0		0-3-0		AWAY		0-0-0		0-0-0		15-7-1							
0-5-0		0-0-0		0-0-0		NEUTRAL		0-0-0		0-0-0		0-5-0							
13-16-1		1-2-0		0-3-0		NON-CONFERENCE		0-0-0		0-0-0		12-11-1							
5-3-0		0-0-0		0-0-0		HOME		0-0-0		0-0-0		5-3-0							
8-9-1		1-2-0		0-0-		AWAY		0-0-0		0-0-0		7-4-1							
0-4-0		0-0-0		0-0-0		NEUTRAL		0-0-0		0-0-0		0-4-0							
13-11-0		0-0-0		0-0-0		CONFERENCE		0-0-0		0-3-0		13-8-0							
5-7-0		0-0-0		0-0-0		HOME		0-0-0		0-3-0		5-4-0							
8-3-0		0-0-0		0-0-0		AWAY		0-0-0		0-0-0		8-3-0							
0-1-0		0-0-0		0-0-0		NEUTRAL		0-0-0		0-0-0		0-1-0							
RPI	S	Opponent	Score		RPI	S	Opponent	Score		RPI	S	Opponent	Score						
5	A	East Carolina	1	3	37	A	Fla. Atlantic	5	8			139	H	Marist	3	4			
5	A	East Carolina	8	5	37	A	Fla. Atlantic	4	9			139	H	Marist	1	6			
5	A	East Carolina	0	10	37	A	Fla. Atlantic	4	11			139	H	Marist	5	6			
												152	A	Columbia	0	1			
												169	A	Richmond	6	6			
												179	H	Seton Hall	2	12			
												179	H	Seton Hall	3	6			
												183	A	Canisius	2	3			
												183	A	Canisius	12	10			
												183	A	Canisius	1	0			
												184	A	Penn	8	5			
												186	A	Rutgers	1	2			
												189	N	Penn St.	4	6			
												189	N	Penn St.	0	1			
												189	N	Penn St.	0	7			
												195	A	Fairfield	7	4			
												195	A	Fairfield	2	6			
												195	N	Fairfield	1	7			
												205	A	Hofstra	1	4			
												205	H	Hofstra	3	2			
												211	H	Lafayette	5	4			
												226	H	NJIT	3	1			
												231	H	Princeton	11	6			
												235	H	Manhattan	5	2			
												235	H	Manhattan	2	6			
												235	H	Manhattan	2	5			
												250	H	Wagner	4	13			

RPI	S	Opponent	Score	
250	H	Wagner	6	2
257	A	George Mason	9	3
257	A	George Mason	7	3
257	A	George Mason	7	10
273	N	Lehigh	2	8
280	A	Villanova	6	5
282	H	Niagara	8	3
282	H	Niagara	0	5
282	H	Niagara	9	3
284	A	Iona	6	2
284	A	Iona	9	4
284	A	Iona	6	1
285	H	Rider	3	5
285	H	Rider	12	0
285	H	Rider	6	5
289	A	Longwood	17	3
298	A	UMES	11	3
298	A	UMES	3	0
299	A	Saint Peter's	0	3
299	A	Saint Peter's	27	1
299	A	Saint Peter's	18	4

Monmouth

M
o
n
m
o
u
t
h

M
o
n
m
o
u
t
h

Average RPI Win:	178	WON-LOST RECORD	WINNING PCT. RANK	LAST 10 GAMES		STRENGTH OF SCHEDULE	OPP. STRENGTH OF SCHEDULE	TEAM RPI	ADJ RPI	CONF. RPI	ADJ CONF. RPI	
DIV. I ONLY		16-38-0	.2963	272	4-6-0	186	165	242	.44936	242	13	13
DIV. I NON-CONF.		9-22-0	.29032	247	2-2-0	250	195	251	.44112	251	16	16
<hr/>												
TOTALS	RPI 1-25	RPI 26-50		W-L RECORDS		RPI 51-100		RPI 101-150		RPI 150+		
16-38-0	0-1-0	1-2-0		OVERALL		4-6-0		1-9-0		10-20-0		
8-7-0	0-0-0	0-0-0		HOME		1-2-0		1-1-0		6-4-0		
7-29-0	0-1-0	1-2-0		AWAY		3-4-0		0-8-0		3-14-0		
1-2-0	0-0-0	0-0-0		NEUTRAL		0-0-0		0-0-0		1-2-0		
9-22-0	0-1-0	1-2-0		NON-CONFERENCE		1-3-0		0-5-0		7-11-0		
3-1-0	0-0-0	0-0-0		HOME		0-0-0		0-0-0		3-1-0		
5-19-0	0-1-0	1-0-		AWAY		1-3-0		0-5-0		3-8-0		
1-2-0	0-0-0	0-0-0		NEUTRAL		0-0-0		0-0-0		1-2-0		
7-16-0	0-0-0	0-0-0		CONFERENCE		3-3-0		1-4-0		3-9-0		
5-6-0	0-0-0	0-0-0		HOME		1-2-0		1-1-0		3-3-0		
2-10-0	0-0-0	0-0-0		AWAY		2-1-0		0-3-0		0-6-0		
0-0-0	0-0-0	0-0-0		NEUTRAL		0-0-0		0-0-0		0-0-0		
RPI	S	Opponent	Score	RPI	S	Opponent	Score	RPI	S	Opponent	Score	
17	A	Auburn	7 8	26	A	Ole Miss	10 6	52	H	Liberty	5 8	
				40	A	Alabama	0 8	52	H	Liberty	6 3	
				40	A	Alabama	1 4	52	H	Liberty	2 16	
								71	A	Samford	1 9	
								83	A	Jacksonville	9 7	
								83	A	Jacksonville	9 2	
								83	A	Jacksonville	5 10	
								100	A	Jacksonville St.	10 12	
								100	A	Jacksonville St.	2 1	
								100	A	Jacksonville St.	1 14	

Non-Div. I Games:

North Ala.

RPI	S	Opponent	Score	
226	H	NJIT	0	10
226	H	NJIT	8	3
237	A	Tennessee Tech	1	7
237	H	Tennessee Tech	6	7
243	H	Butler	8	5
264	A	Alabama St.	8	1
264	H	Alabama St.	14	2
271	A	The Citadel	3	8
271	A	The Citadel	4	7
271	A	The Citadel	3	6
290	H	Alabama A&M	6	5
292	A	Ark.-Pine Bluff	11	3
292	A	Ark.-Pine Bluff	9	11

North Ala.

N
o
r
t
h
A
l
a
.

N
o
r
t
h
A
l
a
.

Average RPI Win: 229		WON-LOST RECORD		WINNING PCT. RANK		LAST 10 GAMES		STRENGTH OF SCHEDULE		OPP. STRENGTH OF SCHEDULE		TEAM RPI		ADJ RPI		CONF. RPI		ADJ CONF. RPI	
DIV. I ONLY		24-26-0		.48 178		5-5-0		288		231		244		.44883 243		17		17	
DIV. I NON-CONF.		18-15-0		.54545 120		2-3-0		298		269		239		.44929 239		17		17	
TOTALS		RPI 1-25		RPI 26-50		W-L RECORDS		RPI 51-100		RPI 101-150		RPI 150+							
24-26-0		1-2-0		0-1-0		OVERALL		1-2-0		2-6-0		20-15-0							
11-7-0		1-2-0		0-0-0		HOME		0-0-0		1-2-0		9-3-0							
8-16-0		0-0-0		0-1-0		AWAY		0-2-0		1-4-0		7-9-0							
5-3-0		0-0-0		0-0-0		NEUTRAL		1-0-0		0-0-0		4-3-0							
18-15-0		0-0-0		0-1-0		NON-CONFERENCE		1-0-0		1-4-0		16-10-0							
7-2-0		0-0-0		0-0-0		HOME		0-0-0		0-0-0		7-2-0							
6-10-0		0-0-0		0-0-		AWAY		0-0-0		1-4-0		5-5-0							
5-3-0		0-0-0		0-0-0		NEUTRAL		1-0-0		0-0-0		4-3-0							
6-11-0		1-2-0		0-0-0		CONFERENCE		0-2-0		1-2-0		4-5-0							
4-5-0		1-2-0		0-0-0		HOME		0-0-0		1-2-0		2-1-0							
2-6-0		0-0-0		0-0-0		AWAY		0-2-0		0-0-0		2-4-0							
0-0-0		0-0-0		0-0-0		NEUTRAL		0-0-0		0-0-0		0-0-0							
RPI	S	Opponent		Score		RPI	S	Opponent		Score		RPI	S	Opponent		Score			
23	H	Creighton		7 8		31	A	Indiana		3 9		70	A	Xavier		5 6			
23	H	Creighton		5 0								70	A	Xavier		8 13			
23	H	Creighton		5 7								89	N	Central Mich.		5 1			
															106	H	St. John's (NY)	11 7	
															106	H	St. John's (NY)	1 4	
															106	H	St. John's (NY)	4 5	
															115	A	Ball St.	5 12	
															119	A	Air Force	7 9	
															119	A	Air Force	7 8	
															119	A	Air Force	10 6	
															149	A	Dayton	1 6	
															157	A	New Orleans	1 2	
															158	H	Southern Ill.	5 4	
															177	A	Eastern Ill.	6 13	
															177	H	Eastern Ill.	0 2	
															179	A	Seton Hall	8 9	
															179	A	Seton Hall	5 4	
															179	A	Seton Hall	4 9	
															186	N	Rutgers	2 3	
															187	N	Pittsburgh	3 4	
															205	N	Hofstra	10 5	
															218	A	Purdue	3 5	
															224	H	Western Mich.	7 4	
															224	H	Western Mich.	1 2	
															224	H	Western Mich.	10 0	
															242	A	North Ala.	5 8	
															247	A	Georgetown	3 2	
															247	A	Georgetown	9 12	
															247	A	Georgetown	2 6	
															254	A	Valparaiso	6 4	
LAST 10 GAMES																			

Non-Div. I Games: Anderson (IN) 5 2 Ind.-Kokomo 3 2

Butler

RPI	S	Opponent	Score	
254	A	Valparaiso	9	2
254	A	Valparaiso	2	5
255	A	Toledo	8	3
279	A	Northern Ky.	9	2
279	H	Northern Ky.	9	5
280	H	Villanova	6	8
280	H	Villanova	1	0
280	H	Villanova	17	0
285	N	Rider	9	2
285	N	Rider	14	3
285	N	Rider	4	9
290	A	Alabama A&M	6	1
297	H	Purdue Fort Wayne	7	1
297	H	Purdue Fort Wayne	18	3
297	H	Purdue Fort Wayne	16	0
299	N	Saint Peter's	21	7

Butler

Average RPI Win: 253		WON-LOST RECORD		WINNING PCT. RANK		LAST 10 GAMES		STRENGTH OF SCHEDULE		OPP. STRENGTH OF SCHEDULE		TEAM RPI		ADJ RPI		CONF. RPI		ADJ CONF. RPI					
DIV. I ONLY		17-33-0		.34 254		5-5-0		192		268		243		.44753 244		31		31					
DIV. I NON-CONF.		1-20-0		.04762 296		0-2-0		11		66		254		.43534 256		30		30					
TOTALS		RPI 1-25		RPI 26-50		W-L RECORDS		RPI 51-100		RPI 101-150		RPI 150+											
17-33-0		0-2-0		0-3-0		OVERALL		1-6-0		0-4-0		16-18-0											
7-5-0		0-0-0		0-0-0		HOME		0-0-0		0-0-0		7-5-0											
6-23-0		0-2-0		0-3-0		AWAY		0-3-0		0-4-0		6-11-0											
4-5-0		0-0-0		0-0-0		NEUTRAL		1-3-0		0-0-0		3-2-0											
1-20-0		0-2-0		0-3-0		NON-CONFERENCE		1-6-0		0-4-0		0-5-0											
0-0-0		0-0-0		0-0-0		HOME		0-0-0		0-0-0		0-0-0											
0-17-0		0-2-0		0-0-		AWAY		0-3-0		0-4-0		0-5-0											
1-3-0		0-0-0		0-0-0		NEUTRAL		1-3-0		0-0-0		0-0-0											
16-13-0		0-0-0		0-0-0		CONFERENCE		0-0-0		0-0-0		16-13-0											
7-5-0		0-0-0		0-0-0		HOME		0-0-0		0-0-0		7-5-0											
6-6-0		0-0-0		0-0-0		AWAY		0-0-0		0-0-0		6-6-0											
3-2-0		0-0-0		0-0-0		NEUTRAL		0-0-0		0-0-0		3-2-0											
RPI	S	Opponent		Score		RPI	S	Opponent		Score		RPI	S	Opponent		Score							
4	A	Mississippi St.		1	5	27	A	Baylor		3	13	60	A	Texas		3	17	104	A	New Mexico St.		2	20
20	A	LSU		5	16	27	A	Baylor		2	3	61	N	Kansas		0	1	104	A	New Mexico St.		8	24
						36	A	Oklahoma		2	10	61	N	Kansas		1	7	104	A	New Mexico St.		3	16
												61	N	Kansas		8	3	104	A	New Mexico St.		6	38
												61	N	Kansas		13	19	155	A	Lipscomb		5	11
												85	A	Kansas St.		5	11	155	A	Lipscomb		2	17
												88	A	Tulane		1	13	155	A	Lipscomb		1	11
														160 A A&M-Corpus Christi		2	8						
														203 A Southern U.		6	7						
														203 A Southern U.		6	5						
														203 A Southern U.		6	16						
														203 H Southern U.		7	8						
														203 H Southern U.		1	0						
														203 H Southern U.		0	1						
														203 N Southern U.		9	10						
														203 N Southern U.		8	6						
														203 N Southern U.		6	7						
														220 A Houston Baptist		4	6						
														230 A Grambling		2	12						
														230 A Grambling		7	3						
														230 A Grambling		2	6						
								LAST 10 GAMES						230 H Grambling		11	8						
								203 N Southern U.		6	7			85 A Kansas St.		5	11						
								203 N Southern U.		8	6			292 H Ark.-Pine Bluff		4	6						
								267 N Jackson St.		6	3			292 H Ark.-Pine Bluff		13	3						
								203 N Southern U.		9	10			292 H Ark.-Pine Bluff		11	1						
								267 N Jackson St.		5	4			220 A Houston Baptist		4	6						
Non-Div. I Games:		Wiley		5 1		Huston-Tillotson		15 8		Huston-Tillotson		2 3		Wiley		11 6		Texas Southern					

RPI	S	Opponent	Score	
292	A	Ark.-Pine Bluff	2	14
292	A	Ark.-Pine Bluff	6	3
292	H	Ark.-Pine Bluff	4	6
292	H	Ark.-Pine Bluff	11	1
292	H	Ark.-Pine Bluff	13	3
293	A	Prairie View	34	2
293	A	Prairie View	3	5
293	A	Prairie View	7	5
293	H	Prairie View	14	3
293	H	Prairie View	10	4
293	H	Prairie View	7	0

Texas Southern

T
e
x
a
s
S
o
u
t
h
e
r
n

T
e
x
a
s
S
o
u
t
h
e
r
n

Average RPI Win: 235		WON-LOST	WINNING	LAST 10	STRENGTH OF		OPP. STRENGTH	TEAM	ADJ	CONF.	ADJ CONF.
Average RPI Loss: 190		RECORD	PCT. RANK	GAMES	SCHEDULE		OF SCHEDULE	RPI	RPI	RPI	RPI
DIV. I ONLY		20-29-0	.40816	220	6-4-0		252	275	245	.44679	245
DIV. I NON-CONF.		4-15-0	.21053	279	0-1-0		227	200	268	.42711	268
TOTALS		RPI 1-25	RPI 26-50		W-L RECORDS		RPI 51-100		RPI 101-150		RPI 150+
20-29-0		0-2-0	0-0-0		OVERALL		0-3-0		0-0-0		20-24-0
10-7-0		0-0-0	0-0-0		HOME		0-1-0		0-0-0		10-6-0
8-21-0		0-2-0	0-0-0		AWAY		0-2-0		0-0-0		8-17-0
2-1-0		0-0-0	0-0-0		NEUTRAL		0-0-0		0-0-0		2-1-0
4-15-0		0-2-0	0-0-0		NON-CONFERENCE		0-3-0		0-0-0		4-10-0
0-2-0		0-0-0	0-0-0		HOME		0-1-0		0-0-0		0-1-0
2-12-0		0-2-0	0-0-		AWAY		0-2-0		0-0-0		2-8-0
2-1-0		0-0-0	0-0-0		NEUTRAL		0-0-0		0-0-0		2-1-0
16-14-0		0-0-0	0-0-0		CONFERENCE		0-0-0		0-0-0		16-14-0
10-5-0		0-0-0	0-0-0		HOME		0-0-0		0-0-0		10-5-0
6-9-0		0-0-0	0-0-0		AWAY		0-0-0		0-0-0		6-9-0
0-0-0		0-0-0	0-0-0		NEUTRAL		0-0-0		0-0-0		0-0-0
RPI S	Opponent	Score	RPI S	Opponent	Score	RPI S	Opponent	Score	RPI S	Opponent	Score
6 A	Arkansas	1 11				97 A	Iowa	7 8	158 A	Southern Ill.	1 8
6 A	Arkansas	0 8				98 A	Bradley	0 10	158 A	Southern Ill.	1 6
						98 H	Bradley	1 4	158 A	Southern Ill.	1 16
									176 A	South Dakota St.	9 11
									176 A	South Dakota St.	3 11
									176 A	South Dakota St.	7 6
									176 H	South Dakota St.	10 6
									176 H	South Dakota St.	6 7
									176 H	South Dakota St.	4 7
									194 N	Saint Louis	5 4
									194 N	Saint Louis	2 8
									194 N	Saint Louis	3 0
									204 A	Oral Roberts	1 11
									204 A	Oral Roberts	9 3
									204 A	Oral Roberts	6 4
									204 H	Oral Roberts	11 7
									204 H	Oral Roberts	8 5
									204 H	Oral Roberts	7 3
									209 A	Omaha	2 8
									209 A	Omaha	3 4
									209 A	Omaha	5 15
									209 H	Omaha	3 4
									209 H	Omaha	8 5
									209 H	Omaha	5 0
									237 A	Tennessee Tech	2 3
									237 A	Tennessee Tech	4 7
									237 A	Tennessee Tech	3 8
LAST 10 GAMES			LAST 10 GAMES			LAST 10 GAMES			LAST 10 GAMES		
			297 A	Purdue Fort Wayne	13 3				209 H	Omaha	3 4
			297 A	Purdue Fort Wayne	4 1				204 A	Oral Roberts	1 11
			297 A	Purdue Fort Wayne	6 8				204 A	Oral Roberts	9 3
			209 H	Omaha	8 5				204 A	Oral Roberts	6 4
			209 H	Omaha	5 0				97 A	Iowa	7 8

Non-Div. I Games: St. Ambrose 13 3 Iowa Wesleyan 16 3

Western Ill.

RPI	S	Opponent	Score	
239	A	SIUE	3	13
239	H	SIUE	2	15
259	A	Southeast Mo. St.	5	2
259	A	Southeast Mo. St.	2	14
259	A	Southeast Mo. St.	9	2
263	A	North Dakota St.	7	2
263	A	North Dakota St.	7	8
263	A	North Dakota St.	1	7
263	H	North Dakota St.	1	11
263	H	North Dakota St.	9	6
263	H	North Dakota St.	4	5
297	A	Purdue Fort Wayne	13	3
297	A	Purdue Fort Wayne	6	8
297	A	Purdue Fort Wayne	4	1
297	H	Purdue Fort Wayne	10	0
297	H	Purdue Fort Wayne	4	2
297	H	Purdue Fort Wayne	14	4

Western Ill.

W
e
s
t
e
r
n
I
l
l
.

W
e
s
t
e
r
n
I
l
l
.

Average RPI Win:	213	WON-LOST RECORD	WINNING PCT. RANK	LAST 10 GAMES	STRENGTH OF SCHEDULE	OPP. STRENGTH OF SCHEDULE	TEAM RPI	ADJ RPI	CONF. RPI	ADJ CONF. RPI				
DIV. I ONLY		19-32-1	.375	235	3-6-1	238	272	246	.4463	246	29	29		
DIV. I NON-CONF.		8-19-1	.30357	241	0-1-1	137	246	218	.4631	217	29	29		

TOTALS	RPI 1-25	RPI 26-50		W-L RECORDS		RPI 51-100		RPI 101-150		RPI 150+				
19-32-1	0-1-0	0-0-0		OVERALL		2-4-0		2-3-0		15-24-1				
4-11-0	0-0-0	0-0-0		HOME		1-2-0		1-0-0		2-9-0				
12-17-1	0-0-0	0-0-0		AWAY		1-2-0		1-3-0		10-12-1				
3-4-0	0-1-0	0-0-0		NEUTRAL		0-0-0		0-0-0		3-3-0				
8-19-1	0-1-0	0-0-0		NON-CONFERENCE		1-2-0		2-3-0		5-13-1				
2-4-0	0-0-0	0-0-0		HOME		0-0-0		1-0-0		1-4-0				
5-12-1	0-0-0	0-0-		AWAY		1-2-0		1-3-0		3-7-1				
1-3-0	0-1-0	0-0-0		NEUTRAL		0-0-0		0-0-0		1-2-0				
11-13-0	0-0-0	0-0-0		CONFERENCE		1-2-0		0-0-0		10-11-0				
2-7-0	0-0-0	0-0-0		HOME		1-2-0		0-0-0		1-5-0				
7-5-0	0-0-0	0-0-0		AWAY		0-0-0		0-0-0		7-5-0				
2-1-0	0-0-0	0-0-0		NEUTRAL		0-0-0		0-0-0		2-1-0				
RPI	S	Opponent	Score		RPI	S	Opponent	Score		RPI	S	Opponent	Score	
22	N	Illinois	0	4						54	A	Wake Forest	1	14
										84	A	William & Mary	7	3
										84	A	William & Mary	3	12
										95	H	Bryant	4	14
										95	H	Bryant	3	2
										95	H	Bryant	0	13

Non-Div. I Games:

Sacred Heart

Sacred Heart

Average RPI Win: 234		WON-LOST	WINNING	LAST 10	STRENGTH OF		OPP. STRENGTH	TEAM	ADJ	CONF.	ADJ CONF.
Average RPI Loss: 150		RECORD	PCT. RANK	GAMES	SCHEDULE		OF SCHEDULE	RPI	RPI	RPI	RPI
DIV. I ONLY		22-34-0	.39286	227	5-5-0		214	254	247	.44612	247
DIV. I NON-CONF.		15-23-0	.39474	203	3-0-0		243	283	254	.43714	254
TOTALS		RPI 1-25	RPI 26-50		W-L RECORDS		RPI 51-100		RPI 101-150		RPI 150+
22-34-0		0-4-0	0-0-0		OVERALL		0-8-0		4-5-0		18-17-0
14-11-0		0-3-0	0-0-0		HOME		0-0-0		3-1-0		11-7-0
6-16-0		0-0-0	0-0-0		AWAY		0-7-0		1-3-0		5-6-0
2-7-0		0-1-0	0-0-0		NEUTRAL		0-1-0		0-1-0		2-4-0
15-23-0		0-1-0	0-0-0		NON-CONFERENCE		0-5-0		1-5-0		14-12-0
9-7-0		0-0-0	0-0-0		HOME		0-0-0		0-1-0		9-6-0
4-9-0		0-0-0	0-0-0		AWAY		0-4-0		1-3-0		3-2-0
2-7-0		0-1-0	0-0-0		NEUTRAL		0-1-0		0-1-0		2-4-0
7-11-0		0-3-0	0-0-0		CONFERENCE		0-3-0		3-0-0		4-5-0
5-4-0		0-3-0	0-0-0		HOME		0-0-0		3-0-0		2-1-0
2-7-0		0-0-0	0-0-0		AWAY		0-3-0		0-0-0		2-4-0
0-0-0		0-0-0	0-0-0		NEUTRAL		0-0-0		0-0-0		0-0-0
RPI S	Opponent	Score	RPI S	Opponent	Score	RPI S	Opponent	Score	RPI S	Opponent	Score
22 N	Illinois	3 11				54 A	Wake Forest	3 5	106 H	St. John's (NY)	4 1
23 H	Creighton	3 7				61 N	Kansas	2 6	106 H	St. John's (NY)	2 1
23 H	Creighton	2 14				69 A	Campbell	4 7	106 H	St. John's (NY)	4 3
23 H	Creighton	4 7				69 A	Campbell	4 7	115 N	Ball St.	4 6
						69 A	Campbell	5 9	140 A	Navy	3 17
						70 A	Xavier	4 7	140 H	Navy	3 12
						70 A	Xavier	4 9	150 A	ETSU	5 3
						70 A	Xavier	0 1	150 A	ETSU	1 11
									150 A	ETSU	0 4
									179 A	Seton Hall	2 6
									179 A	Seton Hall	5 6
									179 A	Seton Hall	1 7
									194 N	Saint Louis	6 7
									201 A	Stetson	4 5
									214 H	Hartford	1 14
									214 H	Hartford	1 2
									214 H	Hartford	2 4
									216 A	George Washington	14 4
									216 H	George Washington	6 18
									224 N	Western Mich.	1 22
									227 N	Saint Joseph's	8 4
									231 H	Princeton	9 6
									231 H	Princeton	6 10
									231 H	Princeton	10 6
									231 H	Princeton	0 5
									243 H	Butler	6 2
									243 H	Butler	12 9
			LAST 10 GAMES								
			243 H	Butler	12 9	179 A	Seton Hall	1 7			
			243 H	Butler	6 2	179 A	Seton Hall	5 6			
			243 H	Butler	2 3	298 H	UMES	4 2			
			262 H	UMBC	4 3	298 H	UMES	13 5			
			179 A	Seton Hall	2 6	23 H	Creighton	4 7			

Non-Div. I Games:

Georgetown

RPI	S	Opponent	Score	
243	H	Butler	2	3
246	N	Sacred Heart	5	6
246	N	Sacred Heart	11	0
257	A	George Mason	4	7
257	H	George Mason	4	1
262	A	UMBC	6	1
262	H	UMBC	4	3
268	A	Coppin St.	4	3
268	H	Coppin St.	14	5
280	A	Villanova	1	3
280	A	Villanova	4	2
280	A	Villanova	4	2
285	H	Rider	10	9
285	H	Rider	12	7
294	N	Mt. St. Mary's	2	3
298	H	UMES	13	5
298	H	UMES	4	2

Georgetown

G
e
o
r
g
e
t
o
w
n

G
e
o
r
g
e
t
o
w
n

Average RPI Win:		199	WON-LOST RECORD		WINNING PCT. RANK		LAST 10 GAMES		STRENGTH OF SCHEDULE		OPP. STRENGTH OF SCHEDULE		TEAM RPI		ADJ RPI		CONF. RPI		ADJ CONF. RPI	
DIV. I ONLY			22-34-0		.39286 227		5-5-0		237		174		248		.44535 248		19		19	
DIV. I NON-CONF.			10-17-0		.37037 214		0-2-0		252		159		266		.42985 265		19		19	
TOTALS		RPI 1-25		RPI 26-50		W-L RECORDS		RPI 51-100		RPI 101-150		RPI 150+								
22-34-0		0-1-0		0-0-0		OVERALL		3-9-0		6-13-0		13-11-0								
14-13-0		0-0-0		0-0-0		HOME		2-2-0		4-7-0		8-4-0								
6-18-0		0-1-0		0-0-0		AWAY		1-5-0		1-5-0		4-7-0								
2-3-0		0-0-0		0-0-0		NEUTRAL		0-2-0		1-1-0		1-0-0								
10-17-0		0-1-0		0-0-0		NON-CONFERENCE		2-7-0		2-2-0		6-7-0								
8-7-0		0-0-0		0-0-0		HOME		2-2-0		1-1-0		5-4-0								
1-7-0		0-1-0		0-0-		AWAY		0-3-0		0-0-0		1-3-0								
1-3-0		0-0-0		0-0-0		NEUTRAL		0-2-0		1-1-0		0-0-0								
12-17-0		0-0-0		0-0-0		CONFERENCE		1-2-0		4-11-0		7-4-0								
6-6-0		0-0-0		0-0-0		HOME		0-0-0		3-6-0		3-0-0								
5-11-0		0-0-0		0-0-0		AWAY		1-2-0		1-5-0		3-4-0								
1-0-0		0-0-0		0-0-0		NEUTRAL		0-0-0		0-0-0		1-0-0								
RPI	S	Opponent		Score		RPI	S	Opponent		Score		RPI	S	Opponent		Score				
21	A	North Carolina		6 7				69 A Campbell		1 4		113	H	Radford		6 9				
								69 A Campbell		9 3		113	H	Radford		1 7				
								69 A Campbell		0 14		113	H	Radford		5 6				
								75 A Ga. Southern		4 7		115	H	Ball St.		12 4				
								75 H Ga. Southern		3 2		115	N	Ball St.		1 3				
								77 N South Carolina		3 10		123	A	Winthrop		5 13				
								81 A Col. of Charleston		5 7		123	A	Winthrop		6 7				
								81 A Col. of Charleston		7 9		123	A	Winthrop		1 9				
								81 H Col. of Charleston		9 1		127	H	Kent St.		1 9				
								81 H Col. of Charleston		2 9		134	H	Gardner-Webb		3 8				
								99 H Notre Dame		0 7		134	H	Gardner-Webb		8 6				
								99 N Notre Dame		4 7		134	H	Gardner-Webb		10 3				
												137	N	Wofford		4 3				
												146	A	High Point		2 8				
												146	A	High Point		6 5				
												146	A	High Point		4 9				
												148	H	Presbyterian		4 6				
												148	H	Presbyterian		6 15				
												148	H	Presbyterian		10 5				
												213	A	Charlotte		3 9				
												232	H	Georgia St.		5 2				
												232	H	Georgia St.		6 15				
												232	H	Georgia St.		6 7				
												234	A	USC Upstate		7 11				
												234	H	USC Upstate		9 4				
												234	H	USC Upstate		9 4				
												234	H	USC Upstate		12 4				
												234	H	USC Upstate		9 0				
												234	H	USC Upstate		9 0				

Non-Div. I Games:

Charleston So.

RPI	S	Opponent	Score	
234	N	USC Upstate	6	2
256	H	La Salle	4	5
256	H	La Salle	3	6
256	H	La Salle	7	3
258	A	UNC Asheville	4	11
258	A	UNC Asheville	8	2
258	A	UNC Asheville	3	2
271	A	The Citadel	1	10
271	A	The Citadel	3	4
271	H	The Citadel	10	5
271	H	The Citadel	10	5
283	A	Savannah St.	7	6
283	H	Savannah St.	5	3
289	A	Longwood	2	3
289	A	Longwood	6	7
289	A	Longwood	16	3

Charleston So.

C
h
a
r
l
e
s
t
o
n
S
o
.

C
h
a
r
l
e
s
t
o
n
S
o
.

Average RPI Win: 191		WON-LOST	WINNING	LAST 10	STRENGTH OF		OPP. STRENGTH	TEAM	ADJ	CONF.	ADJ CONF.
Average RPI Loss: 138		RECORD	PCT. RANK	GAMES	SCHEDULE		OF SCHEDULE	RPI	RPI	RPI	RPI
DIV. I ONLY		17-39-0	.30357	268	4-6-0		145	177	249	.44449	249
DIV. I NON-CONF.		8-24-0	.25	260	2-2-0		194	208	273	.41995	273
TOTALS		RPI 1-25	RPI 26-50		W-L RECORDS		RPI 51-100		RPI 101-150		RPI 150+
17-39-0	0-0-0	0-4-0		OVERALL		2-10-0		3-8-0		12-17-0	
9-21-0	0-0-0	0-0-0		HOME		2-7-0		2-5-0		5-9-0	
6-18-0	0-0-0	0-4-0		AWAY		0-3-0		1-3-0		5-8-0	
2-0-0	0-0-0	0-0-0		NEUTRAL		0-0-0		0-0-0		2-0-0	
8-24-0	0-0-0	0-4-0		NON-CONFERENCE		0-6-0		0-2-0		8-12-0	
5-13-0	0-0-0	0-0-0		HOME		0-3-0		0-1-0		5-9-0	
1-11-0	0-0-0	0-0-		AWAY		0-3-0		0-1-0		1-3-0	
2-0-0	0-0-0	0-0-0		NEUTRAL		0-0-0		0-0-0		2-0-0	
9-15-0	0-0-0	0-0-0		CONFERENCE		2-4-0		3-6-0		4-5-0	
4-8-0	0-0-0	0-0-0		HOME		2-4-0		2-4-0		0-0-0	
5-7-0	0-0-0	0-0-0		AWAY		0-0-0		1-2-0		4-5-0	
0-0-0	0-0-0	0-0-0		NEUTRAL		0-0-0		0-0-0		0-0-0	
RPI S	Opponent	Score		RPI S	Opponent	Score		RPI S	Opponent	Score	
41 A	Virginia	0	9	53 A	VCU	2	15	113 A	Radford	5	7
43 A	Clemson	6	11	53 H	VCU	2	11	113 H	Radford	5	14
43 A	Clemson	6	8	64 A	Old Dominion	0	5	137 A	Wofford	5	4
43 A	Clemson	2	8	64 H	Old Dominion	8	17	137 A	Wofford	4	15
				66 A	Virginia Tech	9	10	137 A	Wofford	4	19
				66 H	Virginia Tech	1	13	145 H	Mercer	1	2
				71 H	Samford	0	4	145 H	Mercer	6	15
				71 H	Samford	4	13	145 H	Mercer	0	3
				71 H	Samford	5	4	150 H	ETSU	7	6
				80 H	UNC Greensboro	1	6	150 H	ETSU	6	0
				80 H	UNC Greensboro	3	13	150 H	ETSU	3	14
				80 H	UNC Greensboro	6	5	154 A	James Madison	4	5
								154 H	James Madison	8	9
								168 A	Furman	4	11
								168 A	Furman	5	13
								168 A	Furman	10	4
								169 H	Richmond	11	10
								175 A	UNCW	2	5
								175 A	UNCW	3	5
								177 H	Eastern Ill.	5	13
								177 H	Eastern Ill.	7	3
								177 H	Eastern Ill.	5	4
								178 H	Marshall	6	7
								180 H	Binghamton	2	4
								180 H	Binghamton	1	2
								180 H	Binghamton	4	8
								198 A	Western Caro.	9	8
LAST 10 GAMES				177 H	Eastern Ill.	5	13	80 H	UNC Greensboro	1	6
				177 H	Eastern Ill.	7	3	80 H	UNC Greensboro	6	5
				177 H	Eastern Ill.	5	4	168 A	Furman	5	13
				64 H	Old Dominion	8	17	168 A	Furman	4	11
				80 H	UNC Greensboro	3	13	168 A	Furman	10	4

Non-Div. I Games:

VMI

RPI	S	Opponent	Score	
198	A	Western Caro.	15	11
198	A	Western Caro.	5	14
227	N	Saint Joseph's	9	3
227	N	Saint Joseph's	9	4
271	A	The Citadel	2	3
271	A	The Citadel	9	5
271	A	The Citadel	0	1
273	H	Lehigh	0	1
273	H	Lehigh	13	15
273	H	Lehigh	11	1
279	H	Northern Ky.	8	3
279	H	Northern Ky.	6	7
289	A	Longwood	14	7

VMI

Average RPI Win: 257		WON-LOST	WINNING	LAST 10	STRENGTH OF		OPP. STRENGTH	TEAM	ADJ		CONF.	ADJ CONF.
Average RPI Loss: 163		RECORD	PCT. RANK	GAMES	SCHEDULE		OF SCHEDULE	RPI	RPI		RPI	RPI
DIV. I ONLY		18-30-0	.375	235	3-7-0		233	282	250		29	29
DIV. I NON-CONF.		7-17-0	.29167	243	0-3-0		164	263	233		29	29
TOTALS		RPI 1-25	RPI 26-50		W-L RECORDS		RPI 51-100		RPI 101-150		RPI 150+	
18-30-0		0-0-0	0-2-0		OVERALL		0-6-0		1-6-0		17-16-0	
6-12-0		0-0-0	0-0-0		HOME		0-3-0		0-0-0		6-9-0	
12-17-0		0-0-0	0-2-0		AWAY		0-3-0		1-6-0		11-6-0	
0-1-0		0-0-0	0-0-0		NEUTRAL		0-0-0		0-0-0		0-1-0	
7-17-0		0-0-0	0-2-0		NON-CONFERENCE		0-3-0		1-6-0		6-6-0	
3-3-0		0-0-0	0-0-0		HOME		0-0-0		0-0-0		3-3-0	
4-13-0		0-0-0	0-0-		AWAY		0-3-0		1-6-0		3-2-0	
0-1-0		0-0-0	0-0-0		NEUTRAL		0-0-0		0-0-0		0-1-0	
11-13-0		0-0-0	0-0-0		CONFERENCE		0-3-0		0-0-0		11-10-0	
3-9-0		0-0-0	0-0-0		HOME		0-3-0		0-0-0		3-6-0	
8-4-0		0-0-0	0-0-0		AWAY		0-0-0		0-0-0		8-4-0	
0-0-0		0-0-0	0-0-0		NEUTRAL		0-0-0		0-0-0		0-0-0	
RPI S	Opponent	Score	RPI S	Opponent	Score	RPI S	Opponent	Score	RPI S	Opponent	Score	
			41 A	Virginia	0 14	93 A	San Diego	0 14	102 A	Elon	7 6	
			41 A	Virginia	9 18	93 A	San Diego	9 15	102 A	Elon	6 10	
						93 A	San Diego	1 3	102 A	Elon	6 16	
						95 H	Bryant	2 3	106 A	St. John's (NY)	5 6	
						95 H	Bryant	4 5	150 A	ETSU	1 6	
						95 H	Bryant	6 8	150 A	ETSU	1 7	
									150 A	ETSU	3 4	
									156 H	Stony Brook	2 4	
									156 H	Stony Brook	5 6	
									162 A	Fordham	3 2	
									179 H	Seton Hall	7 11	
									179 N	Seton Hall	0 10	
									186 A	Rutgers	10 11	
									212 A	Central Conn. St.	6 7	
									212 A	Central Conn. St.	4 2	
									212 A	Central Conn. St.	3 10	
									212 H	Central Conn. St.	1 3	
									212 H	Central Conn. St.	0 5	
									212 H	Central Conn. St.	2 7	
									235 H	Manhattan	3 2	
									241 A	Monmouth	2 6	
									241 A	Monmouth	13 4	
									246 A	Sacred Heart	5 4	
									246 A	Sacred Heart	7 4	
									246 A	Sacred Heart	8 11	
									251 H	LIU Brooklyn	0 5	
									251 H	LIU Brooklyn	6 4	
LAST 10 GAMES												
			291 A	Fairleigh Dickinson	10 3	106 A	St. John's (NY)	5 6				
			291 A	Fairleigh Dickinson	14 5	212 H	Central Conn. St.	0 5				
			291 A	Fairleigh Dickinson	10 2	212 H	Central Conn. St.	1 3				
			156 H	Stony Brook	5 6	212 H	Central Conn. St.	2 7				
			156 H	Stony Brook	2 4	95 H	Bryant	2 3				

Non-Div. I Games:

Wagner

RPI	S	Opponent	Score	
251	H	LIU Brooklyn	8	14
285	H	Rider	9	1
291	A	Fairleigh Dickinson	14	5
291	A	Fairleigh Dickinson	10	3
291	A	Fairleigh Dickinson	10	2
294	A	Mt. St. Mary's	8	9
294	A	Mt. St. Mary's	8	4
294	A	Mt. St. Mary's	8	2
294	H	Mt. St. Mary's	5	6
294	H	Mt. St. Mary's	4	0
294	H	Mt. St. Mary's	9	8
299	A	Saint Peter's	17	6
299	H	Saint Peter's	13	3

Wagner

W
a
g
n
e
r

W
a
g
n
e
r

Average RPI Win:	222	WON-LOST	WINNING	LAST 10	STRENGTH OF	OPP. STRENGTH	TEAM	ADJ	CONF.	ADJ CONF.	
Average RPI Loss:	195	RECORD	PCT. RANK	GAMES	SCHEDULE	OF SCHEDULE	RPI	RPI	RPI	RPI	
DIV. I ONLY	20-33-0	.37736	234	2-8-0	243	278	251	.44334	251	29	29
DIV. I NON-CONF.	10-19-0	.34483	222	0-4-0	234	278	234	.45342	234	29	29
TOTALS	RPI 1-25	RPI 26-50	W-L RECORDS		RPI 51-100	RPI 101-150		RPI 150+			
20-33-0	1-0-0	0-0-0	OVERALL		2-4-0	0-7-0		17-22-0			
8-10-0	0-0-0	0-0-0	HOME		1-2-0	0-0-0		7-8-0			
11-21-0	1-0-0	0-0-0	AWAY		1-2-0	0-7-0		9-12-0			
1-2-0	0-0-0	0-0-0	NEUTRAL		0-0-0	0-0-0		1-2-0			
10-19-0	1-0-0	0-0-0	NON-CONFERENCE		0-0-0	0-7-0		9-12-0			
4-2-0	0-0-0	0-0-0	HOME		0-0-0	0-0-0		4-2-0			
6-17-0	1-0-0	0-0-	AWAY		0-0-0	0-7-0		5-10-0			
0-0-0	0-0-0	0-0-0	NEUTRAL		0-0-0	0-0-0		0-0-0			
10-14-0	0-0-0	0-0-0	CONFERENCE		2-4-0	0-0-0		8-10-0			
4-8-0	0-0-0	0-0-0	HOME		1-2-0	0-0-0		3-6-0			
5-4-0	0-0-0	0-0-0	AWAY		1-2-0	0-0-0		4-2-0			
1-2-0	0-0-0	0-0-0	NEUTRAL		0-0-0	0-0-0		1-2-0			
RPI S	Opponent	Score	RPI S	Opponent	Score	RPI S	Opponent	Score	RPI S	Opponent	Score
3	A Georgia	1 0				95	A Bryant	3 18	106	A St. John's (NY)	10 11
						95	A Bryant	7 5	117	A FGCU	0 10
						95	A Bryant	2 3	117	A FGCU	1 10
						95	H Bryant	5 4	117	A FGCU	1 9
						95	H Bryant	2 10	150	A ETSU	3 10
						95	H Bryant	2 4	150	A ETSU	2 7
									150	A ETSU	2 7
									156	A Stony Brook	3 9
									156	H Stony Brook	7 6
									195	H Fairfield	4 3
									205	A Hofstra	10 1
									205	H Hofstra	8 16
									206	A Albany (NY)	2 4
									206	A Albany (NY)	1 10
									206	A Albany (NY)	1 3
									210	A Lamar University	1 2
									210	A Lamar University	2 6
									210	A Lamar University	4 8
									212	H Central Conn. St.	2 9
									212	H Central Conn. St.	8 6
									212	H Central Conn. St.	1 3
			LAST 10 GAMES						214	A Hartford	5 16
			212	H Central Conn. St.	2 9	95	A Bryant	3 18	235	A Manhattan	6 4
			212	H Central Conn. St.	8 6	95	A Bryant	7 5	235	H Manhattan	2 3
			212	H Central Conn. St.	1 3	205	H Hofstra	8 16	246	H Sacred Heart	10 3
			214	A Hartford	5 16	206	A Albany (NY)	1 3	246	H Sacred Heart	10 17
			95	A Bryant	2 3	206	A Albany (NY)	2 4	246	H Sacred Heart	3 9

Non-Div. I Games:

LIU Brooklyn

RPI	S	Opponent	Score	
246	N	Sacred Heart	3	2
246	N	Sacred Heart	3	4
246	N	Sacred Heart	5	6
250	A	Wagner	4	6
250	A	Wagner	5	0
250	A	Wagner	14	8
252	H	Siena	13	2
256	A	La Salle	3	4
280	A	Villanova	3	0
280	A	Villanova	11	3
280	A	Villanova	4	1
284	H	Iona	16	8
285	A	Rider	5	6
291	A	Fairleigh Dickinson	5	3
291	A	Fairleigh Dickinson	2	17
291	A	Fairleigh Dickinson	13	8
294	H	Mt. St. Mary's	5	1
294	H	Mt. St. Mary's	3	5
294	H	Mt. St. Mary's	5	9

LIU Brooklyn

L
I
U
B
r
o
o
k
l
y
n

L
I
U
B
r
o
o
k
l
y
n

Average RPI Win:	228	WON-LOST RECORD	WINNING PCT. RANK	LAST 10 GAMES	STRENGTH OF SCHEDULE	OPP. STRENGTH OF SCHEDULE	TEAM RPI	ADJ RPI	CONF. RPI	ADJ CONF. RPI	
Average RPI Loss:	172										
DIV. I ONLY	18-33-0	.35294	249	4-6-0	221	264	253	.44265	252	28	28
DIV. I NON-CONF.	6-21-0	.22222	272	1-3-0	143	249	252	.4406	252	27	27
<hr/>											
TOTALS	RPI 1-25	RPI 26-50		W-L RECORDS		RPI 51-100		RPI 101-150		RPI 150+	
18-33-0	0-0-0	0-3-0		OVERALL		0-1-0		3-7-0		15-22-0	
10-9-0	0-0-0	0-0-0		HOME		0-0-0		1-2-0		9-7-0	
8-24-0	0-0-0	0-3-0		AWAY		0-1-0		2-5-0		6-15-0	
0-0-0	0-0-0	0-0-0		NEUTRAL		0-0-0		0-0-0		0-0-0	
<hr/>											
6-21-0	0-0-0	0-3-0		NON-CONFERENCE		0-1-0		2-5-0		4-12-0	
2-5-0	0-0-0	0-0-0		HOME		0-0-0		1-2-0		1-3-0	
4-16-0	0-0-0	0-0-		AWAY		0-1-0		1-3-0		3-9-0	
0-0-0	0-0-0	0-0-0		NEUTRAL		0-0-0		0-0-0		0-0-0	
<hr/>											
12-12-0	0-0-0	0-0-0		CONFERENCE		0-0-0		1-2-0		11-10-0	
8-4-0	0-0-0	0-0-0		HOME		0-0-0		0-0-0		8-4-0	
4-8-0	0-0-0	0-0-0		AWAY		0-0-0		1-2-0		3-6-0	
0-0-0	0-0-0	0-0-0		NEUTRAL		0-0-0		0-0-0		0-0-0	
<hr/>											
RPI S	Opponent	Score	RPI S	Opponent	Score	RPI S	Opponent	Score	RPI S	Opponent	Score
			48 A	UCF	2 3	58 A	Boston College	5 7	117 A	FGCU	2 1
			48 A	UCF	1 7				117 A	FGCU	8 18
			48 A	UCF	1 5				117 A	FGCU	6 17
									117 A	FGCU	0 8
									139 A	Marist	10 14
									139 A	Marist	14 11
									139 A	Marist	2 15
									142 H	Northeastern	4 3
									142 H	Northeastern	4 6
									142 H	Northeastern	0 11
									162 A	Fordham	4 5
									162 H	Fordham	12 0
									163 H	Army West Point	1 6
									175 A	UNCW	1 2
									175 A	UNCW	2 7
									175 A	UNCW	3 10
									180 A	Binghamton	1 8
									183 A	Canisius	4 5
									183 A	Canisius	12 14
									183 A	Canisius	3 4
									195 H	Fairfield	3 0
									195 H	Fairfield	2 4
									195 H	Fairfield	4 6
									196 H	Quinnipiac	5 4
									196 H	Quinnipiac	3 2
									196 H	Quinnipiac	3 4
									201 A	Stetson	8 7
<hr/>											
			LAST 10 GAMES								
			139 A	Marist	14 11	282 H	Niagara	2 1	195 H	Fairfield	4 6
			139 A	Marist	10 14	282 H	Niagara	17 14	196 H	Quinnipiac	5 4
			139 A	Marist	2 15	180 A	Binghamton	1 8	196 H	Quinnipiac	3 2
			208 A	UMass Lowell	2 4	142 H	Northeastern	0 11	196 H	Quinnipiac	3 4
			282 H	Niagara	7 9	142 H	Northeastern	4 3	201 A	Stetson	8 7

Non-Div. I Games:

Siena

RPI	S	Opponent	Score	
201	A	Stetson	5	0
201	A	Stetson	2	3
208	A	UMass Lowell	2	4
212	H	Central Conn. St.	1	8
235	A	Manhattan	7	10
235	A	Manhattan	1	2
235	A	Manhattan	4	8
251	A	LIU Brooklyn	2	13
260	H	Dartmouth	4	6
276	A	Bowling Green	1	3
276	A	Bowling Green	9	7
282	H	Niagara	2	1
282	H	Niagara	7	9
282	H	Niagara	17	14
284	H	Iona	4	1
284	H	Iona	3	2
284	H	Iona	8	7
285	A	Rider	13	4
285	A	Rider	7	2
285	A	Rider	9	8

Siena

S
i
e
n
a

S
i
e
n
a

Average RPI Win: 194		WON-LOST	WINNING	LAST 10	STRENGTH OF		OPP. STRENGTH	TEAM	ADJ	CONF.	ADJ CONF.
Average RPI Loss: 146		RECORD	PCT. RANK	GAMES	SCHEDULE		OF SCHEDULE	RPI	RPI	RPI	RPI
DIV. I ONLY		14-39-0	.26415	279	2-8-0		113	206	254	.4418	253
DIV. I NON-CONF.		7-22-0	.24138	262	1-0-0		109	265	249	.44384	249
TOTALS		RPI 1-25	RPI 26-50		W-L RECORDS		RPI 51-100		RPI 101-150		RPI 150+
14-39-0		0-2-0	0-0-0		OVERALL		1-6-0		2-11-0		11-20-0
9-15-0		0-0-0	0-0-0		HOME		1-2-0		2-4-0		6-9-0
5-24-0		0-2-0	0-0-0		AWAY		0-4-0		0-7-0		5-11-0
0-0-0		0-0-0	0-0-0		NEUTRAL		0-0-0		0-0-0		0-0-0
7-22-0		0-2-0	0-0-0		NON-CONFERENCE		0-1-0		0-7-0		7-12-0
4-5-0		0-0-0	0-0-0		HOME		0-0-0		0-0-0		4-5-0
3-17-0		0-2-0	0-0-		AWAY		0-1-0		0-7-0		3-7-0
0-0-0		0-0-0	0-0-0		NEUTRAL		0-0-0		0-0-0		0-0-0
7-17-0		0-0-0	0-0-0		CONFERENCE		1-5-0		2-4-0		4-8-0
5-10-0		0-0-0	0-0-0		HOME		1-2-0		2-4-0		2-4-0
2-7-0		0-0-0	0-0-0		AWAY		0-3-0		0-0-0		2-4-0
0-0-0		0-0-0	0-0-0		NEUTRAL		0-0-0		0-0-0		0-0-0
RPI S	Opponent	Score	RPI S	Opponent	Score	RPI S	Opponent	Score	RPI S	Opponent	Score
15 A	West Virginia	3 8				53 A	VCU	0 6	102 H	Elon	1 9
19 A	NC State	1 11				81 A	Col. of Charleston	3 5	102 H	Elon	7 3
						81 A	Col. of Charleston	2 4	102 H	Elon	8 16
						81 A	Col. of Charleston	9 10	117 A	FGCU	3 6
						84 H	William & Mary	0 7	117 A	FGCU	3 20
						84 H	William & Mary	2 5	117 A	FGCU	2 5
						84 H	William & Mary	4 3	133 A	Sacramento St.	4 13
									133 A	Sacramento St.	0 5
									133 A	Sacramento St.	0 1
									133 A	Sacramento St.	2 12
									142 H	Northeastern	3 6
									142 H	Northeastern	11 6
									142 H	Northeastern	4 6
									153 A	Davidson	3 15
									153 A	Davidson	5 13
									153 A	Davidson	1 4
									154 A	James Madison	5 6
									154 A	James Madison	0 1
									154 A	James Madison	2 5
									162 H	Fordham	1 6
									162 H	Fordham	8 0
									174 A	Kennesaw St.	5 2
						81 A	Col. of Charleston	2 4	174 A	Kennesaw St.	5 11
						189 A	Penn St.	6 4	174 A	Kennesaw St.	2 5
						154 A	James Madison	5 6	175 H	UNCW	1 3
						154 A	James Madison	0 1	175 H	UNCW	4 8
						154 A	James Madison	2 5	175 H	UNCW	6 11
LAST 10 GAMES											
			142 H	Northeastern	11 6						
			142 H	Northeastern	3 6						
			142 H	Northeastern	4 6						
			81 A	Col. of Charleston	9 10						
			81 A	Col. of Charleston	3 5						

Non-Div. I Games:

Towson

Towson

Average RPI Win:	177	WON-LOST RECORD	WINNING PCT. RANK	LAST 10 GAMES	STRENGTH OF SCHEDULE	OPP. STRENGTH OF SCHEDULE	TEAM RPI	ADJ RPI	CONF. RPI	ADJ CONF. RPI					
DIV. I ONLY		14-36-0	.28	275	4-6-0	196	126	255	.44175	254	6	6			
DIV. I NON-CONF.		8-20-0	.28571	249	1-1-0	268	237	271	.42384	271	6	6			
<hr/>															
TOTALS	RPI 1-25	RPI 26-50		W-L RECORDS		RPI 51-100		RPI 101-150		RPI 150+					
14-36-0	0-3-0	1-5-0		OVERALL		2-8-0		0-5-0		11-15-0					
8-6-0	0-0-0	1-2-0		HOME		1-2-0		0-0-0		6-2-0					
4-28-0	0-3-0	0-3-0		AWAY		1-6-0		0-4-0		3-12-0					
2-2-0	0-0-0	0-0-0		NEUTRAL		0-0-0		0-1-0		2-1-0					
8-20-0	0-0-0	0-0-0		NON-CONFERENCE		0-4-0		0-1-0		8-15-0					
3-2-0	0-0-0	0-0-0		HOME		0-0-0		0-0-0		3-2-0					
3-17-0	0-0-0	0-0-		AWAY		0-4-0		0-1-0		3-12-0					
2-1-0	0-0-0	0-0-0		NEUTRAL		0-0-0		0-0-0		2-1-0					
6-16-0	0-3-0	1-5-0		CONFERENCE		2-4-0		0-4-0		3-0-0					
5-4-0	0-0-0	1-2-0		HOME		1-2-0		0-0-0		3-0-0					
1-11-0	0-3-0	0-3-0		AWAY		1-2-0		0-3-0		0-0-0					
0-1-0	0-0-0	0-0-0		NEUTRAL		0-0-0		0-1-0		0-0-0					
RPI	S	Opponent	Score	RPI	S	Opponent	Score	RPI	S	Opponent	Score				
24	A	DBU	5 10	29	H	Illinois St.	1 13	77	A	South Carolina	2 9	115	A	Ball St.	8 14
24	A	DBU	1 6	29	H	Illinois St.	6 12	77	A	South Carolina	2 3	136	A	Missouri St.	6 8
24	A	DBU	0 8	29	H	Illinois St.	4 2	77	A	South Carolina	6 12	136	A	Missouri St.	4 11
				32	A	Indiana St.	0 8	87	H	Evansville	1 8	136	A	Missouri St.	4 5
				32	A	Indiana St.	5 11	87	H	Evansville	6 2	136	N	Missouri St.	1 7
				32	A	Indiana St.	2 13	87	H	Evansville	2 4	155	A	Lipscomb	0 6
								98	A	Bradley	5 2	155	A	Lipscomb	8 6
								98	A	Bradley	1 2	158	H	Southern Ill.	7 1
								98	A	Bradley	2 13	158	H	Southern Ill.	5 4
								99	A	Notre Dame	3 4	158	H	Southern Ill.	4 1
												166	A	Michigan St.	3 9
												167	A	Arkansas St.	1 7
												167	A	Arkansas St.	1 4
												167	A	Arkansas St.	6 7
												175	A	UNCW	8 10
												175	A	UNCW	3 4
												175	A	UNCW	10 8
												192	A	N.C. A&T	4 11
												218	A	Purdue	1 5
												224	H	Western Mich.	11 1
												236	N	Northern Ill.	5 2
												236	N	Northern Ill.	2 5
												236	N	Northern Ill.	7 6
												237	A	Tennessee Tech	8 12
												239	A	SIUE	8 0
												239	A	SIUE	3 4
												239	A	SIUE	6 16
<hr/>															
LAST 10 GAMES															
				136	N	Missouri St.	1 7	158	H	Southern Ill.	4 1	236	N	Northern Ill.	7 6
				136	A	Missouri St.	6 8	158	H	Southern Ill.	7 1	237	A	Tennessee Tech	8 12
				136	A	Missouri St.	4 11	158	H	Southern Ill.	5 4	239	A	SIUE	8 0
				136	A	Missouri St.	4 5	166	A	Michigan St.	3 9	239	A	SIUE	3 4
				288	H	Chicago St.	4 3	98	A	Bradley	2 13	239	A	SIUE	6 16

Non-Div. I Games:

Valparaiso

RPI	S	Opponent	Score	
243	H	Butler	5	2
243	H	Butler	4	6
243	H	Butler	2	9
288	H	Chicago St.	4	3

Valparaiso

V
a
l
p
a
r
a
i
s
o

V
a
l
p
a
r
a
i
s
o

Average RPI Win:	196	WON-LOST RECORD	WINNING PCT. RANK	LAST 10 GAMES	STRENGTH OF SCHEDULE	OPP. STRENGTH OF SCHEDULE	TEAM RPI	ADJ RPI	CONF. RPI	ADJ CONF. RPI		
Average RPI Loss:	181											
DIV. I ONLY	17-36-0	.32075	260	2-8-0	218	259	256	.44147	255	23	23	
DIV. I NON-CONF.	13-15-0	.46429	165	1-1-0	220	270	166	.49063	166	24	24	
<hr/>												
TOTALS	RPI 1-25	RPI 26-50		W-L RECORDS	RPI 51-100		RPI 101-150		RPI 150+			
17-36-0	0-0-0	0-1-0		OVERALL	2-3-0		4-11-0		11-21-0			
5-9-0	0-0-0	0-0-0		HOME	1-2-0		1-3-0		3-4-0			
8-26-0	0-0-0	0-1-0		AWAY	0-1-0		3-8-0		5-16-0			
4-1-0	0-0-0	0-0-0		NEUTRAL	1-0-0		0-0-0		3-1-0			
<hr/>												
13-15-0	0-0-0	0-1-0		NON-CONFERENCE	1-1-0		3-3-0		9-10-0			
2-2-0	0-0-0	0-0-0		HOME	0-0-0		0-1-0		2-1-0			
7-12-0	0-0-0	0-0-		AWAY	0-1-0		3-2-0		4-8-0			
4-1-0	0-0-0	0-0-0		NEUTRAL	1-0-0		0-0-0		3-1-0			
<hr/>												
4-21-0	0-0-0	0-0-0		CONFERENCE	1-2-0		1-8-0		2-11-0			
3-7-0	0-0-0	0-0-0		HOME	1-2-0		1-2-0		1-3-0			
1-14-0	0-0-0	0-0-0		AWAY	0-0-0		0-6-0		1-8-0			
0-0-0	0-0-0	0-0-0		NEUTRAL	0-0-0		0-0-0		0-0-0			
<hr/>												
RPI S	Opponent	Score	RPI S	Opponent	Score	RPI S	Opponent	Score	RPI S	Opponent	Score	
			46 A	Michigan	2 8	78 A	Wright St.	5 10	115 A	Ball St.	8 11	
						89 H	Central Mich.	4 3	115 A	Ball St.	6 7	
						89 H	Central Mich.	1 7	115 A	Ball St.	1 10	
						89 H	Central Mich.	3 18	123 A	Winthrop	8 7	
						95 N	Bryant	6 2	123 A	Winthrop	3 17	
									123 A	Winthrop	5 4	
									127 A	Kent St.	5 11	
									127 A	Kent St.	3 6	
									127 A	Kent St.	2 5	
									135 A	Ohio St.	4 9	
									141 H	Miami (OH)	7 5	
									141 H	Miami (OH)	2 3	
									141 H	Miami (OH)	6 10	
									149 A	Dayton	10 9	
									149 H	Dayton	9 12	
									153 A	Davidson	5 11	
									153 A	Davidson	2 3	
									153 A	Davidson	13 5	
									155 A	Lipscomb	6 12	
									166 A	Michigan St.	2 4	
									169 A	Richmond	4 6	
									175 A	UNCW	5 3	
									175 A	UNCW	5 13	
									196 N	Quinnipiac	9 8	
									202 A	Belmont	2 5	
									202 A	Belmont	10 7	
									222 A	Ohio	2 5	
<hr/>												
LAST 10 GAMES												
	115 A	Ball St.	8	11	236 H	Northern Ill.	0	4	175 A	UNCW	5	13
	115 A	Ball St.	6	7	236 H	Northern Ill.	5	4	196 N	Quinnipiac	9	8
	115 A	Ball St.	1	10	243 H	Butler	3	8	202 A	Belmont	2	5
	297 H	Purdue Fort Wayne	13	8	127 A	Kent St.	2	5	202 A	Belmont	10	7
	236 H	Northern Ill.	2	3	127 A	Kent St.	5	11	222 A	Ohio	2	5

Non-Div. I Games:

Toledo

RPI	S	Opponent	Score	
222	A	Ohio	5	16
222	A	Ohio	12	8
224	H	Western Mich.	3	6
236	H	Northern Ill.	0	4
236	H	Northern Ill.	5	4
236	H	Northern Ill.	2	3
243	H	Butler	3	8
266	H	Oakland	19	8
276	A	Bowling Green	6	9
276	A	Bowling Green	6	10
276	A	Bowling Green	5	6
278	A	Youngstown St.	3	5
281	N	Bucknell	7	8
281	N	Bucknell	15	6
281	N	Bucknell	10	1
287	A	Eastern Mich.	5	6
287	A	Eastern Mich.	3	5
287	A	Eastern Mich.	5	6
297	A	Purdue Fort Wayne	11	7
297	H	Purdue Fort Wayne	13	8

Toledo

T
o
l
e
d
o

T
o
l
e
d
o

Average RPI Win: 240		WON-LOST RECORD		WINNING PCT. RANK		LAST 10 GAMES		STRENGTH OF SCHEDULE		OPP. STRENGTH OF SCHEDULE		TEAM RPI		ADJ RPI		CONF. RPI		ADJ CONF. RPI	
DIV. I ONLY		25-31-0		.44643 197		2-8-0		259		274		257		.44133 256		20		20	
DIV. I NON-CONF.		21-11-0		.65625 63		1-0-0		280		296		190		.47803 190		22		22	
TOTALS		RPI 1-25		RPI 26-50		W-L RECORDS		RPI 51-100		RPI 101-150		RPI 150+							
25-31-0		0-0-0		0-0-0		OVERALL		0-3-0		2-8-0		23-20-0							
17-14-0		0-0-0		0-0-0		HOME		0-3-0		1-5-0		16-6-0							
8-17-0		0-0-0		0-0-0		AWAY		0-0-0		1-3-0		7-14-0							
0-0-0		0-0-0		0-0-0		NEUTRAL		0-0-0		0-0-0		0-0-0							
21-11-0		0-0-0		0-0-0		NON-CONFERENCE		0-0-0		1-3-0		20-8-0							
15-4-0		0-0-0		0-0-0		HOME		0-0-0		0-0-0		15-4-0							
6-7-0		0-0-0		0-0-		AWAY		0-0-0		1-3-0		5-4-0							
0-0-0		0-0-0		0-0-0		NEUTRAL		0-0-0		0-0-0		0-0-0							
4-20-0		0-0-0		0-0-0		CONFERENCE		0-3-0		1-5-0		3-12-0							
2-10-0		0-0-0		0-0-0		HOME		0-3-0		1-5-0		1-2-0							
2-10-0		0-0-0		0-0-0		AWAY		0-0-0		0-0-0		2-10-0							
0-0-0		0-0-0		0-0-0		NEUTRAL		0-0-0		0-0-0		0-0-0							
RPI	S	Opponent	Score	RPI	S	Opponent	Score	RPI	S	Opponent	Score	RPI	S	Opponent	Score				
								53	H	VCU	2	11		104	A	New Mexico St.	3	7	
								53	H	VCU	4	28		104	A	New Mexico St.	9	8	
								53	H	VCU	6	9		104	A	New Mexico St.	1	6	
														104	A	New Mexico St.	5	16	
														132	H	Rhode Island	7	5	
														132	H	Rhode Island	3	13	
														132	H	Rhode Island	2	6	
														149	H	Dayton	7	9	
														149	H	Dayton	5	9	
														149	H	Dayton	6	7	
														153	A	Davidson	8	16	
														153	A	Davidson	0	6	
														153	A	Davidson	3	11	
														162	A	Fordham	0	5	
														162	A	Fordham	1	11	
														162	A	Fordham	2	7	
														170	H	Massachusetts	2	5	
														170	H	Massachusetts	6	9	
														170	H	Massachusetts	6	5	
														184	H	Penn	7	6	
														196	H	Quinnipiac	18	8	
														196	H	Quinnipiac	2	1	
														196	H	Quinnipiac	0	12	
														206	H	Albany (NY)	13	6	
														206	H	Albany (NY)	5	6	
														206	H	Albany (NY)	9	0	
														227	A	Saint Joseph's	7	1	

Non-Div. I Games:

La Salle

RPI	S	Opponent	Score	
227	A	Saint Joseph's	7	20
227	A	Saint Joseph's	5	6
233	A	Delaware	4	2
248	A	Charleston So.	6	3
248	A	Charleston So.	3	7
248	A	Charleston So.	5	4
251	H	LIU Brooklyn	4	3
262	H	UMBC	9	5
272	A	Delaware St.	7	4
272	H	Delaware St.	12	2
273	A	Lehigh	14	6
274	A	St. Bonaventure	2	3
274	A	St. Bonaventure	5	14
274	A	St. Bonaventure	10	5
280	A	Villanova	0	1
280	A	Villanova	6	8
280	H	Villanova	8	7
281	A	Bucknell	7	9
285	H	Rider	7	5
285	H	Rider	6	7
285	H	Rider	11	12
285	H	Rider	3	0
291	H	Fairleigh Dickinson	19	9
298	H	UMES	13	4
299	H	Saint Peter's	14	4
299	H	Saint Peter's	24	7

La Salle

L
a
S
a
l
l
e

L
a
S
a
l
l
e

Average RPI Win:	209	WON-LOST	WINNING	LAST 10	STRENGTH OF	OPP. STRENGTH	TEAM	ADJ	CONF.	ADJ CONF.	
Average RPI Loss:	165	RECORD	PCT. RANK	GAMES	SCHEDULE	OF SCHEDULE	RPI	RPI	RPI	RPI	
DIV. I ONLY	19-35-0	.35185	251	1-9-0	184	247	259	.44023	257	20	20
DIV. I NON-CONF.	14-16-0	.46667	164	0-1-0	245	273	238	.45068	238	22	22
<hr/>											
TOTALS	RPI 1-25	RPI 26-50		W-L RECORDS		RPI 51-100		RPI 101-150		RPI 150+	
19-35-0	0-1-0	0-0-0		OVERALL		2-6-0		3-6-0		14-22-0	
13-16-0	0-0-0	0-0-0		HOME		1-4-0		1-3-0		11-9-0	
3-19-0	0-1-0	0-0-0		AWAY		0-2-0		2-3-0		1-13-0	
3-0-0	0-0-0	0-0-0		NEUTRAL		1-0-0		0-0-0		2-0-0	
<hr/>											
14-16-0	0-1-0	0-0-0		NON-CONFERENCE		2-3-0		0-3-0		12-9-0	
10-7-0	0-0-0	0-0-0		HOME		1-1-0		0-1-0		9-5-0	
1-9-0	0-1-0	0-0-		AWAY		0-2-0		0-2-0		1-4-0	
3-0-0	0-0-0	0-0-0		NEUTRAL		1-0-0		0-0-0		2-0-0	
<hr/>											
5-19-0	0-0-0	0-0-0		CONFERENCE		0-3-0		3-3-0		2-13-0	
3-9-0	0-0-0	0-0-0		HOME		0-3-0		1-2-0		2-4-0	
2-10-0	0-0-0	0-0-0		AWAY		0-0-0		2-1-0		0-9-0	
0-0-0	0-0-0	0-0-0		NEUTRAL		0-0-0		0-0-0		0-0-0	
<hr/>											
RPI	S	Opponent	Score	RPI	S	Opponent	Score	RPI	S	Opponent	Score
19	A	NC State	3 18					53	H	VCU	2 15
								53	H	VCU	2 3
								53	H	VCU	4 9
								72	H	Maryland	9 5
								80	A	UNC Greensboro	0 8
								80	A	UNC Greensboro	2 4
								84	H	William & Mary	1 5
								97	N	Iowa	7 2
								</			

Non-Div. I Games:

George Mason

George Mason

Average RPI Win:	210	WON-LOST RECORD	WINNING PCT. RANK	LAST 10 GAMES	STRENGTH OF SCHEDULE	OPP. STRENGTH OF SCHEDULE	TEAM RPI	ADJ RPI	CONF. RPI	ADJ CONF. RPI								
DIV. I ONLY		16-36-0	.30769	266	2-8-0	189	186	260	.44008	258	19	19						
DIV. I NON-CONF.		7-17-0	.29167	243	1-1-0	161	203	228	.45616	228	19	19						

TOTALS	RPI 1-25	RPI 26-50			W-L RECORDS		RPI 51-100		RPI 101-150		RPI 150+							
16-36-0	0-2-0	0-0-0			OVERALL		2-7-0		2-18-0		12-9-0							
9-13-0	0-0-0	0-0-0			HOME		0-0-0		1-7-0		8-6-0							
6-20-0	0-2-0	0-0-0			AWAY		2-7-0		1-10-0		3-1-0							
1-3-0	0-0-0	0-0-0			NEUTRAL		0-0-0		0-1-0		1-2-0							
7-17-0	0-2-0	0-0-0			NON-CONFERENCE		1-5-0		0-4-0		6-6-0							
2-5-0	0-0-0	0-0-0			HOME		0-0-0		0-2-0		2-3-0							
4-10-0	0-2-0	0-0-			AWAY		1-5-0		0-2-0		3-1-0							
1-2-0	0-0-0	0-0-0			NEUTRAL		0-0-0		0-0-0		1-2-0							
9-19-0	0-0-0	0-0-0			CONFERENCE		1-2-0		2-14-0		6-3-0							
7-8-0	0-0-0	0-0-0			HOME		0-0-0		1-5-0		6-3-0							
2-10-0	0-0-0	0-0-0			AWAY		1-2-0		1-8-0		0-0-0							
0-1-0	0-0-0	0-0-0			NEUTRAL		0-0-0		0-1-0		0-0-0							

RPI	S	Opponent	Score		RPI	S	Opponent	Score		RPI	S	Opponent	Score					
12	A	Tennessee	2	7					69	A	Campbell	1	21	113	H	Radford	3	18
12	A	Tennessee	4	8					69	A	Campbell	3	0	113	H	Radford	4	7
				69					A	Campbell	3	6	113	H	Radford	2	8	
				75					A	Ga. Southern	1	5	123	H	Winthrop	12	2	
				75					A	Ga. Southern	14	9	123	H	Winthrop	3	4	
				75					A	Ga. Southern	0	14	123	H	Winthrop	1	9	
				81					A	Col. of Charleston	5	6	134	A	Gardner-Webb	6	14	
				81					A	Col. of Charleston	0	9	134	A	Gardner-Webb	4	11	
				81					A	Col. of Charleston	3	12	134	A	Gardner-Webb	3	2	
									137	A	Wofford	2	14					
								137	H	Wofford	1	12						
								146	A	High Point	2	10						
								146	A	High Point	3	11						
								146	A	High Point	4	9						
								146	N	High Point	0	2						
								148	A	Presbyterian	2	7						
								148	A	Presbyterian	2	6						
								148	A	Presbyterian	2	4						
								150	A	ETSU	6	7						
								150	H	ETSU	8	10						
								168	A	Furman	4	3						
								168	H	Furman	2	3						
								185	A	Appalachian St.	13	7						
								185	H	Appalachian St.	2	8						
								198	A	Western Caro.	11	8						
								198	H	Western Caro.	4	16						
								213	A	Charlotte	2	5						
				LAST 10 GAMES														
				146 N High Point				0	2	113 H Radford				4	7			
				134 A Gardner-Webb				6	14	113 H Radford				2	8			
				134 A Gardner-Webb				4	11	113 H Radford				3	18			
				134 A Gardner-Webb				3	2	150 H ETSU				8	10			
				185 A Appalachian St.				13	7	146 A High Point				3	11			

Non-Div. I Games:

UNC Asheville

RPI	S	Opponent	Score	
234	H	USC Upstate	9	5
234	H	USC Upstate	2	10
234	H	USC Upstate	7	6
248	H	Charleston So.	2	3
248	H	Charleston So.	11	4
248	H	Charleston So.	2	8
262	N	UMBC	0	12
262	N	UMBC	2	3
262	N	UMBC	17	14
284	H	Iona	9	2
284	H	Iona	7	3
289	H	Longwood	14	3
289	H	Longwood	11	8
289	H	Longwood	11	8

UNC Asheville

U
N
C
A
s
h
e
v
i
l
l
e

U
N
C
A
s
h
e
v
i
l
l
e

Average RPI Win:	208	WON-LOST RECORD	WINNING PCT. RANK	LAST 10 GAMES	STRENGTH OF SCHEDULE	OPP. STRENGTH OF SCHEDULE	TEAM RPI	ADJ RPI	CONF. RPI	ADJ CONF. RPI									
DIV. I ONLY		21-32-0	.39623	225	3-7-0	242	197	261	.44007	259	18	18							
DIV. I NON-CONF.		11-12-0	.47826	159	0-1-0	284	213	259	.43379	259	21	21							
<hr/>																			
TOTALS	RPI 1-25	RPI 26-50		W-L RECORDS		RPI 51-100		RPI 101-150		RPI 150+									
21-32-0	0-1-0	0-2-0		OVERALL		1-5-0		2-3-0		18-21-0									
15-15-0	0-0-0	0-1-0		HOME		1-2-0		2-3-0		12-9-0									
6-17-0	0-1-0	0-1-0		AWAY		0-3-0		0-0-0		6-12-0									
0-0-0	0-0-0	0-0-0		NEUTRAL		0-0-0		0-0-0		0-0-0									
11-12-0	0-1-0	0-2-0		NON-CONFERENCE		0-0-0		1-1-0		10-8-0									
10-5-0	0-0-0	0-1-0		HOME		0-0-0		1-1-0		9-3-0									
1-7-0	0-1-0	0-0-		AWAY		0-0-0		0-0-0		1-5-0									
0-0-0	0-0-0	0-0-0		NEUTRAL		0-0-0		0-0-0		0-0-0									
10-20-0	0-0-0	0-0-0		CONFERENCE		1-5-0		1-2-0		8-13-0									
5-10-0	0-0-0	0-0-0		HOME		1-2-0		1-2-0		3-6-0									
5-10-0	0-0-0	0-0-0		AWAY		0-3-0		0-0-0		5-7-0									
0-0-0	0-0-0	0-0-0		NEUTRAL		0-0-0		0-0-0		0-0-0									
RPI	S	Opponent	Score	RPI	S	Opponent	Score	RPI	S	Opponent	Score								
2	A	Vanderbilt	3 11	29	H	Illinois St.	6 18	90	A	Morehead St.	3 8	125	H	Memphis	7 6				
				30	A	Missouri	6 21	90	A	Morehead St.	9 13	126	H	Austin Peay	2 10				
								90	A	Morehead St.	7 8	126	H	Austin Peay	7 4				
								100	H	Jacksonville St.	9 8	126	H	Austin Peay	2 4				
								100	H	Jacksonville St.	3 4	136	H	Missouri St.	2 8				
								100	H	Jacksonville St.	7 8	158	A	Southern Ill.	1 4				
												158	H	Southern Ill.	11 9				
												167	A	Arkansas St.	4 8				
												167	H	Arkansas St.	2 11				
												177	A	Eastern Ill.	6 9				
												177	A	Eastern Ill.	10 9				
												177	A	Eastern Ill.	0 1				
												191	H	UT Martin	0 3				
												191	H	UT Martin	0 1				
												191	H	UT Martin	4 1				
												193	A	Murray St.	5 6				
												193	A	Murray St.	5 9				
												193	A	Murray St.	4 2				
												194	A	Saint Louis	6 15				
												194	H	Saint Louis	8 4				
												199	H	Eastern Ky.	3 2				
												199	H	Eastern Ky.	5 7				
												199	H	Eastern Ky.	3 6				
												202	A	Belmont	10 6				
												202	A	Belmont	3 1				
												202	A	Belmont	7 8				
												202	A	Belmont	7 8				
												30	A	Missouri	6 21	218	A	Purdue	3 8

Non-Div. I Games:	McKendree	4	1	Harris-Stowe	13	0
-------------------	-----------	---	---	--------------	----	---

Southeast Mo. St.

RPI	S	Opponent	Score	
218	A	Purdue	2	6
218	A	Purdue	3	2
224	H	Western Mich.	9	8
224	H	Western Mich.	8	4
224	H	Western Mich.	5	1
237	H	Tennessee Tech	9	4
237	H	Tennessee Tech	8	13
237	H	Tennessee Tech	3	9
239	A	SIUE	3	9
239	A	SIUE	2	3
239	A	SIUE	8	6
245	H	Western Ill.	2	5
245	H	Western Ill.	2	9
245	H	Western Ill.	14	2
297	H	Purdue Fort Wayne	14	1
297	H	Purdue Fort Wayne	12	4
297	H	Purdue Fort Wayne	10	1

Southeast Mo. St.
.
S
t
.
.

S
o
u
t
h
e
a
s
t
M
o
.
S
t
.
.

[illegible]

Non-Div. I Games: Wayne St. (MI)

2	3	Middlebury	7	15
---	---	------------	---	----

Dartmouth

RPI	S	Opponent	Score	
231	N	Princeton	23	3
231	N	Princeton	2	8
252	A	Siena	6	4
291	N	Fairleigh Dickinson	6	1
291	N	Fairleigh Dickinson	4	3

Dartmouth

D
a
r
t
m
o
u
t
h

D
a
r
t
m
o
u
t
h

Average RPI Win:	276	WON-LOST RECORD	WINNING PCT. RANK	LAST 10 GAMES	STRENGTH OF SCHEDULE	OPP. STRENGTH OF SCHEDULE	TEAM RPI	ADJ RPI	CONF. RPI	ADJ CONF. RPI					
DIV. I ONLY		24-26-0	.48	178	5-5-0	277	292	262	.43852	261	30	30			
DIV. I NON-CONF.		1-14-0	.06667	295	0-1-0	190	235	292	.38604	291	31	31			
<hr/>															
TOTALS	RPI 1-25	RPI 26-50		W-L RECORDS		RPI 51-100		RPI 101-150		RPI 150+					
24-26-0	0-0-0	0-1-0		OVERALL		0-4-0		0-0-0		24-21-0					
14-9-0	0-0-0	0-0-0		HOME		0-2-0		0-0-0		14-7-0					
8-15-0	0-0-0	0-1-0		AWAY		0-2-0		0-0-0		8-12-0					
2-2-0	0-0-0	0-0-0		NEUTRAL		0-0-0		0-0-0		2-2-0					
<hr/>															
1-14-0	0-0-0	0-1-0		NON-CONFERENCE		0-4-0		0-0-0		1-9-0					
0-7-0	0-0-0	0-0-0		HOME		0-2-0		0-0-0		0-5-0					
1-7-0	0-0-0	0-0-		AWAY		0-2-0		0-0-0		1-4-0					
0-0-0	0-0-0	0-0-0		NEUTRAL		0-0-0		0-0-0		0-0-0					
<hr/>															
23-12-0	0-0-0	0-0-0		CONFERENCE		0-0-0		0-0-0		23-12-0					
14-2-0	0-0-0	0-0-0		HOME		0-0-0		0-0-0		14-2-0					
7-8-0	0-0-0	0-0-0		AWAY		0-0-0		0-0-0		7-8-0					
2-2-0	0-0-0	0-0-0		NEUTRAL		0-0-0		0-0-0		2-2-0					
<hr/>															
RPI	S	Opponent	Score	RPI	S	Opponent	Score	RPI	S	Opponent	Score				
				41	A	Virginia	4 14	53	H	VCU	4 12	154	A	James Madison	2 12
								64	A	Old Dominion	0 11	154	A	James Madison	5 16
								84	A	William & Mary	6 16	154	A	James Madison	5 6
								84	H	William & Mary	2 17	169	A	Richmond	1 11
												192	N	N.C. A&T	4 2
												196	H	Quinnipiac	4 14
												196	H	Quinnipiac	1 7
												226	H	NJIT	3 4
												226	H	NJIT	5 11
												240	N	Florida A&M	7 2
												240	N	Florida A&M	4 5
												240	N	Florida A&M	1 8
												268	A	Coppin St.	8 7
												268	A	Coppin St.	6 12
												268	A	Coppin St.	3 5
												268	H	Coppin St.	4 3
												268	H	Coppin St.	6 0
												268	H	Coppin St.	0 5
												269	A	N.C. Central	4 5
												269	A	N.C. Central	3 6
												269	A	N.C. Central	5 18
												269	H	N.C. Central	5 0
												272	A	Delaware St.	9 3
												272	A	Delaware St.	6 16
												272	A	Delaware St.	7 3
												272	H	Delaware St.	7 2
												272	H	Delaware St.	9 0
<hr/>															
LAST 10 GAMES															
240	N	Florida A&M	1 8	269	A	N.C. Central	5 18	272	A	Delaware St.	9 3				
240	N	Florida A&M	4 5	53	H	VCU	4 12	272	A	Delaware St.	6 16				
192	N	N.C. A&T	4 2	298	A	UMES	3 2	272	A	Delaware St.	7 3				
240	N	Florida A&M	7 2	298	A	UMES	7 1	272	H	Delaware St.	7 2				
269	A	N.C. Central	3 6	298	A	UMES	6 5	272	H	Delaware St.	9 0				

Non-Div. I Games:

Norfolk St.

RPI	S	Opponent	Score	
272	H	Delaware St.	3	2
272	H	Delaware St.	4	2
272	H	Delaware St.	0	14
272	H	Delaware St.	8	5
283	H	Savannah St.	6	4
283	H	Savannah St.	5	2
283	H	Savannah St.	10	7
289	A	Longwood	10	4
289	H	Longwood	3	5
298	A	UMES	7	1
298	A	UMES	3	2
298	A	UMES	6	5
298	A	UMES	14	18
298	A	UMES	2	3
298	A	UMES	9	6
298	H	UMES	12	8
298	H	UMES	24	5
298	H	UMES	20	4

Norfolk St.

N
o
r
f
o
l
k
S
t
.

N
o
r
f
o
l
k
S
t
.

Average RPI Win: 241		WON-LOST	WINNING	LAST 10	STRENGTH OF		OPP. STRENGTH	TEAM	ADJ	CONF.	ADJ CONF.
Average RPI Loss: 188		RECORD	PCT. RANK	GAMES	SCHEDULE		OF SCHEDULE	RPI	RPI	RPI	RPI
DIV. I ONLY		22-31-0	.41509	216	2-8-0		269	261	263	.43841	22
DIV. I NON-CONF.		16-14-0	.53333	132	2-3-0		265	290	206	.47093	20
TOTALS		RPI 1-25	RPI 26-50		W-L RECORDS		RPI 51-100		RPI 101-150		RPI 150+
22-31-0	0-3-0	0-0-0		OVERALL		0-0-0		1-1-0		21-27-0	
9-12-0	0-0-0	0-0-0		HOME		0-0-0		1-0-0		8-12-0	
9-17-0	0-3-0	0-0-0		AWAY		0-0-0		0-1-0		9-13-0	
4-2-0	0-0-0	0-0-0		NEUTRAL		0-0-0		0-0-0		4-2-0	
16-14-0	0-3-0	0-0-0		NON-CONFERENCE		0-0-0		1-1-0		15-10-0	
5-5-0	0-0-0	0-0-0		HOME		0-0-0		1-0-0		4-5-0	
7-7-0	0-3-0	0-0-		AWAY		0-0-0		0-1-0		7-3-0	
4-2-0	0-0-0	0-0-0		NEUTRAL		0-0-0		0-0-0		4-2-0	
6-17-0	0-0-0	0-0-0		CONFERENCE		0-0-0		0-0-0		6-17-0	
4-7-0	0-0-0	0-0-0		HOME		0-0-0		0-0-0		4-7-0	
2-10-0	0-0-0	0-0-0		AWAY		0-0-0		0-0-0		2-10-0	
0-0-0	0-0-0	0-0-0		NEUTRAL		0-0-0		0-0-0		0-0-0	
RPI S	Opponent	Score		RPI S	Opponent	Score		RPI S	Opponent	Score	
18 A	Miami (FL)	2	8					140 A	Navy	4	13
18 A	Miami (FL)	1	20					140 H	Navy	9	3
18 A	Miami (FL)	2	3					156 A	Stony Brook	3	4
								156 A	Stony Brook	5	8
								156 A	Stony Brook	3	9
								156 H	Stony Brook	8	6
								156 H	Stony Brook	2	3
								156 H	Stony Brook	3	11
								180 H	Binghamton	5	7
								180 H	Binghamton	4	13
								195 H	Fairfield	5	4
								195 H	Fairfield	4	10
								200 A	Maine	4	1
								200 A	Maine	1	2
								200 A	Maine	2	9
								206 A	Albany (NY)	2	7
								206 A	Albany (NY)	3	4
								206 A	Albany (NY)	7	1
								208 A	UMass Lowell	2	9
								208 A	UMass Lowell	2	4
								208 A	UMass Lowell	2	5
								208 H	UMass Lowell	3	8
								208 H	UMass Lowell	2	8
								208 H	UMass Lowell	8	5
								214 H	Hartford	8	2
								214 H	Hartford	4	7
								214 H	Hartford	10	8
LAST 10 GAMES											
195 H	Fairfield	5	4	208 A	UMass Lowell	2	4				
195 H	Fairfield	4	10	268 H	Coppin St.	8	4				
247 A	Georgetown	3	4	233 H	Delaware	6	15				
208 A	UMass Lowell	2	9	180 H	Binghamton	5	7				
208 A	UMass Lowell	2	5	180 H	Binghamton	4	13				

Non-Div. I Games:

UMBC

RPI	S	Opponent	Score	
216	A	George Washington	14	12
216	H	George Washington	6	11
233	A	Delaware	7	4
233	H	Delaware	6	15
247	A	Georgetown	3	4
247	H	Georgetown	1	6
253	A	Towson	7	8
253	H	Towson	2	7
256	A	La Salle	5	9
257	H	George Mason	9	3
258	N	UNC Asheville	12	0
258	N	UNC Asheville	3	2
258	N	UNC Asheville	14	17
268	A	Coppin St.	16	2
268	H	Coppin St.	8	4
272	N	Delaware St.	3	2
272	N	Delaware St.	10	5
272	N	Delaware St.	5	6
294	A	Mt. St. Mary's	10	4
294	A	Mt. St. Mary's	6	5
294	A	Mt. St. Mary's	6	5
294	A	Mt. St. Mary's	9	4
298	H	UMES	6	1

UMBC

U
M
B
C

U
M
B
C

Average RPI Win:	239	WON-LOST	WINNING	LAST 10	STRENGTH OF	OPP. STRENGTH	TEAM	ADJ	CONF.	ADJ CONF.	
Average RPI Loss:	191	RECORD	PCT. RANK	GAMES	SCHEDULE	OF SCHEDULE	RPI	RPI	RPI	RPI	
DIV. I ONLY	17-24-0	.41463	218	6-4-0	267	284	264	.4384	263	27	27
DIV. I NON-CONF.	2-9-0	.18182	284	0	231	256	276	.41949	276	28	28
TOTALS	RPI 1-25	RPI 26-50	W-L RECORDS	RPI 51-100	RPI 101-150	RPI 150+					
17-24-0	0-0-0	0-0-0	OVERALL	0-1-0	1-4-0	16-19-0					
8-7-0	0-0-0	0-0-0	HOME	0-0-0	0-0-0	8-7-0					
8-13-0	0-0-0	0-0-0	AWAY	0-1-0	1-4-0	7-8-0					
1-4-0	0-0-0	0-0-0	NEUTRAL	0-0-0	0-0-0	1-4-0					
2-9-0	0-0-0	0-0-0	NON-CONFERENCE	0-1-0	1-4-0	1-4-0					
0-0-0	0-0-0	0-0-0	HOME	0-0-0	0-0-0	0-0-0					
2-7-0	0-0-0	0-0-	AWAY	0-1-0	1-4-0	1-2-0					
0-2-0	0-0-0	0-0-0	NEUTRAL	0-0-0	0-0-0	0-2-0					
15-15-0	0-0-0	0-0-0	CONFERENCE	0-0-0	0-0-0	15-15-0					
8-7-0	0-0-0	0-0-0	HOME	0-0-0	0-0-0	8-7-0					
6-6-0	0-0-0	0-0-0	AWAY	0-0-0	0-0-0	6-6-0					
1-2-0	0-0-0	0-0-0	NEUTRAL	0-0-0	0-0-0	1-2-0					
RPI S	Opponent	Score	RPI S	Opponent	Score	RPI S	Opponent	Score	RPI S	Opponent	Score
						65 A	Minnesota	3 4	103 A	UTRGV	3 8
									103 A	UTRGV	4 6
									133 A	Sacramento St.	3 8
									133 A	Sacramento St.	1 2
									133 A	Sacramento St.	9 1
									164 N	Portland	1 2
									164 N	Portland	5 8
									176 H	South Dakota St.	1 8
									176 H	South Dakota St.	1 2
									176 H	South Dakota St.	3 2
									176 N	South Dakota St.	2 5
									176 N	South Dakota St.	6 2
									176 N	South Dakota St.	9 10
									204 A	Oral Roberts	3 9
									204 A	Oral Roberts	3 2
									204 A	Oral Roberts	3 6
									204 H	Oral Roberts	5 11
									204 H	Oral Roberts	7 6
									204 H	Oral Roberts	7 8
									209 A	Omaha	1 4
									209 A	Omaha	0 3
									209 A	Omaha	6 7
									209 H	Omaha	2 3
									209 H	Omaha	3 2
									209 H	Omaha	2 1
									245 A	Western Ill.	5 4
									245 A	Western Ill.	6 9
Non-Div. I Games: Dakota St. 11 0 Concordia-M'head 10 2											

North Dakota St.

RPI	S	Opponent	Score	
245	A	Western Ill.	11	1
245	H	Western Ill.	8	7
245	H	Western Ill.	7	1
245	H	Western Ill.	2	7
286	A	Northern Colo.	1	3
286	A	Northern Colo.	6	7
286	A	Northern Colo.	11	5
297	A	Purdue Fort Wayne	5	4
297	A	Purdue Fort Wayne	17	8
297	A	Purdue Fort Wayne	7	0
297	H	Purdue Fort Wayne	5	6
297	H	Purdue Fort Wayne	11	9
297	H	Purdue Fort Wayne	20	7

North Dakota St.

N
o
r
t
h
D
a
k
o
t
a
S
t
.

N
o
r
t
h
D
a
k
o
t
a
S
t
.

Average RPI Win:	277	WON-LOST RECORD	WINNING PCT. RANK	LAST 10 GAMES	STRENGTH OF SCHEDULE	OPP. STRENGTH OF SCHEDULE	TEAM RPI	ADJ RPI	CONF. RPI	ADJ CONF. RPI	
Average RPI Loss:	178										
DIV. I ONLY	28-26-0	.51852	137	4-6-0	293	293	265	.43719	264	31	31
DIV. I NON-CONF.	5-18-0	.21739	274	0-4-0	244	231	285	.39729	285	30	30
<hr/>											
TOTALS	RPI 1-25	RPI 26-50		W-L RECORDS		RPI 51-100		RPI 101-150		RPI 150+	
28-26-0	0-1-0	0-0-0		OVERALL		1-4-0		0-6-0		27-15-0	
14-11-0	0-0-0	0-0-0		HOME		0-1-0		0-3-0		14-7-0	
9-12-0	0-1-0	0-0-0		AWAY		1-3-0		0-3-0		8-5-0	
5-3-0	0-0-0	0-0-0		NEUTRAL		0-0-0		0-0-0		5-3-0	
<hr/>											
5-18-0	0-1-0	0-0-0		NON-CONFERENCE		1-4-0		0-6-0		4-7-0	
4-8-0	0-0-0	0-0-0		HOME		0-1-0		0-3-0		4-4-0	
1-10-0	0-1-0	0-0-		AWAY		1-3-0		0-3-0		0-3-0	
0-0-0	0-0-0	0-0-0		NEUTRAL		0-0-0		0-0-0		0-0-0	
<hr/>											
23-8-0	0-0-0	0-0-0		CONFERENCE		0-0-0		0-0-0		23-8-0	
10-3-0	0-0-0	0-0-0		HOME		0-0-0		0-0-0		10-3-0	
8-2-0	0-0-0	0-0-0		AWAY		0-0-0		0-0-0		8-2-0	
5-3-0	0-0-0	0-0-0		NEUTRAL		0-0-0		0-0-0		5-3-0	
<hr/>											
RPI	S	Opponent	Score	RPI	S	Opponent	Score	RPI	S	Opponent	Score
3	A	Georgia	3 11					71	A	Samford	3 8
								71	H	Samford	5 10
								90	A	Morehead St.	2 9
								90	A	Morehead St.	4 7
								100	A	Jacksonville St.	9 5
								105	A	South Alabama	2 14
								105	H	South Alabama	0 13
								106	A	Troy	7 8
								106	H	Troy	5 20
								128	A	UAB	9 12
								128	H	UAB	6 10
								177	H	Eastern Ill.	4 9
								177	H	Eastern Ill.	6 15
								203	N	Southern U.	0 15
								230	N	Grambling	1 3
								230	N	Grambling	5 3
								230	N	Grambling	9 15
								230	N	Grambling	5 2
								234	A	USC Upstate	4 8
								234	A	USC Upstate	2 9
								240	H	Florida A&M	5 8
								240	H	Florida A&M	9 4
								242	A	North Ala.	2 14
								242	H	North Ala.	1 8
								267	A	Jackson St.	9 1
								267	A	Jackson St.	4 11
								267	A	Jackson St.	7 6
								267	H	Jackson St.	7 6
								267	H	Jackson St.	6 9
								267	H	Jackson St.	3 2
								290	A	Alabama A&M	12 8
								290	A	Alabama A&M	6 13
LAST 10 GAMES											
				203	N	Southern U.	0 15	234	A	USC Upstate	4 8
				230	N	Grambling	5 2	234	A	USC Upstate	2 9
				230	N	Grambling	9 15	128	A	UAB	9 12
				230	N	Grambling	5 3	106	H	Troy	5 20
				293	N	Prairie View	11 4	267	H	Jackson St.	7 6

Non-Div. I Games:

Alabama St.

RPI	S	Opponent	Score	
290	A	Alabama A&M	4	2
290	H	Alabama A&M	4	5
290	H	Alabama A&M	6	5
290	H	Alabama A&M	11	1
292	N	Ark.-Pine Bluff	23	12
293	N	Prairie View	10	9
293	N	Prairie View	11	4
295	A	Alcorn	10	6
295	A	Alcorn	10	5
295	H	Alcorn	14	6
295	H	Alcorn	13	1
295	H	Alcorn	21	2
295	H	Alcorn	23	15
296	A	Mississippi Val.	12	2
296	A	Mississippi Val.	5	4
296	H	Mississippi Val.	11	12
296	H	Mississippi Val.	12	6
296	H	Mississippi Val.	13	3
297	H	Purdue Fort Wayne	7	1
297	H	Purdue Fort Wayne	14	7
297	H	Purdue Fort Wayne	10	9

Alabama St.

A
l
a
b
a
m
a
s
t
.

A
l
a
b
a
m
a
s
t
.

Average RPI Win: 200		WON-LOST RECORD		WINNING PCT. RANK		LAST 10 GAMES		STRENGTH OF SCHEDULE		OPP. STRENGTH OF SCHEDULE		TEAM RPI		ADJ RPI		CONF. RPI		ADJ CONF. RPI	
DIV. I ONLY		17-38-0		.30909 265		1-9-0		198		199		266		.43619 265		30		30	
DIV. I NON-CONF.		7-24-0		.22581 270		0-6-0		101		69		248		.44405 248		31		31	
TOTALS		RPI 1-25		RPI 26-50		W-L RECORDS		RPI 51-100		RPI 101-150		RPI 150+							
17-38-0		0-3-0		0-2-0		OVERALL		2-6-0		4-7-0		11-20-0							
11-15-0		0-0-0		0-0-0		HOME		2-2-0		2-4-0		7-9-0							
6-23-0		0-3-0		0-2-0		AWAY		0-4-0		2-3-0		4-11-0							
0-0-0		0-0-0		0-0-0		NEUTRAL		0-0-0		0-0-0		0-0-0							
7-24-0		0-3-0		0-2-0		NON-CONFERENCE		2-6-0		4-7-0		1-6-0							
5-9-0		0-0-0		0-0-0		HOME		2-2-0		2-4-0		1-3-0							
2-15-0		0-3-0		0-0-		AWAY		0-4-0		2-3-0		0-3-0							
0-0-0		0-0-0		0-0-0		NEUTRAL		0-0-0		0-0-0		0-0-0							
10-14-0		0-0-0		0-0-0		CONFERENCE		0-0-0		0-0-0		10-14-0							
6-6-0		0-0-0		0-0-0		HOME		0-0-0		0-0-0		6-6-0							
4-8-0		0-0-0		0-0-0		AWAY		0-0-0		0-0-0		4-8-0							
0-0-0		0-0-0		0-0-0		NEUTRAL		0-0-0		0-0-0		0-0-0							
RPI	S	Opponent		Score		RPI	S	Opponent		Score		RPI	S	Opponent		Score			
18	A	Miami (FL)		3	9	48	A	UCF		5	6	58	H	Boston College		8	4		
18	A	Miami (FL)		5	13	48	A	UCF		4	5	58	H	Boston College		8	7		
18	A	Miami (FL)		7	12							58	H	Boston College		5	14		
												82	A	Wichita St.		0	2		
												82	A	Wichita St.		4	11		
												82	A	Wichita St.		0	7		
												83	A	Jacksonville		0	5		
												83	H	Jacksonville		5	7		
												111	A	North Florida		6	2		
												111	H	North Florida		1	3		
												114	A	South Fla.		2	12		
												114	H	South Fla.		4	7		
												117	A	FGCU		5	12		
												117	A	FGCU		6	3		
												117	A	FGCU		3	23		
												135	H	Ohio St.		8	3		
												135	H	Ohio St.		9	16		
												135	H	Ohio St.		0	6		
												135	H	Ohio St.		4	3		
												172	A	FIU		2	9		
												172	A	FIU		0	2		
												172	H	FIU		4	7		
												192	A	N.C. A&T		4	7		
												192	A	N.C. A&T		13	2		
												192	A	N.C. A&T		3	5		
												192	H	N.C. A&T		0	3		
												192	H	N.C. A&T		2	7		
												192	H	N.C. A&T		7	8		
												201	A	Stetson		3	10		
												201	H	Stetson		3	2		
												240	A	Florida A&M		8	2		
												240	A	Florida A&M		5	6		
												240	A	Florida A&M		4	6		
												240	H	Florida A&M		7	6		
												240	H	Florida A&M		3	6		
LAST 10 GAMES																			
283	A	Savannah St.		3	5	18	A	Miami (FL)		7	12	240	A	Florida A&M		8	2		
283	A	Savannah St.		2	3	18	A	Miami (FL)		3	9	240	A	Florida A&M		5	6		
283	A	Savannah St.		6	2	172	A	FIU		0	2	240	A	Florida A&M		4	6		
48	A	UCF		5	6	83	A	Jacksonville		0	5	240	H	Florida A&M		7	6		
18	A	Miami (FL)		5	13	192	A	N.C. A&T		4	7	240	H	Florida A&M		3	6		

Non-Div. I Games:

Bethune-Cookman

RPI	S	Opponent	Score	
240	H	Florida A&M	7	1
269	A	N.C. Central	2	3
269	A	N.C. Central	8	5
269	A	N.C. Central	2	7
269	H	N.C. Central	7	8
269	H	N.C. Central	5	15
269	H	N.C. Central	12	2
283	A	Savannah St.	3	5
283	A	Savannah St.	6	2
283	A	Savannah St.	2	3
283	H	Savannah St.	10	9
283	H	Savannah St.	13	0
283	H	Savannah St.	8	5
290	H	Alabama A&M	4	7
290	H	Alabama A&M	2	8

Bethune-Cookman

B
e
t
h
u
n
e
-
C
o
o
k
m
a
n

B
e
t
h
u
n
e
-
C
o
o
k
m
a
n

Average RPI Win:	232	WON-LOST RECORD	WINNING PCT. RANK	LAST 10 GAMES	STRENGTH OF SCHEDULE	OPP. STRENGTH OF SCHEDULE	TEAM RPI	ADJ RPI	CONF. RPI	ADJ CONF. RPI	
Average RPI Loss:	167										
DIV. I ONLY	11-36-0	.23404	287	1-9-0	177	277	267	.43599	266	26	26
DIV. I NON-CONF.	2-18-0	.1	293	0-1-0	147	282	283	.39971	283	23	23
<hr/>											
TOTALS	RPI 1-25	RPI 26-50		W-L RECORDS		RPI 51-100		RPI 101-150		RPI 150+	
11-36-0	0-0-0	0-0-0		OVERALL		0-12-0		3-6-0		8-18-0	
3-2-0	0-0-0	0-0-0		HOME		0-1-0		2-1-0		1-0-0	
8-31-0	0-0-0	0-0-0		AWAY		0-8-0		1-5-0		7-18-0	
0-3-0	0-0-0	0-0-0		NEUTRAL		0-3-0		0-0-0		0-0-0	
<hr/>											
2-18-0	0-0-0	0-0-0		NON-CONFERENCE		0-6-0		0-3-0		2-9-0	
1-1-0	0-0-0	0-0-0		HOME		0-1-0		0-0-0		1-0-0	
1-17-0	0-0-0	0-0-		AWAY		0-5-0		0-3-0		1-9-0	
0-0-0	0-0-0	0-0-0		NEUTRAL		0-0-0		0-0-0		0-0-0	
<hr/>											
9-18-0	0-0-0	0-0-0		CONFERENCE		0-6-0		3-3-0		6-9-0	
2-1-0	0-0-0	0-0-0		HOME		0-0-0		2-1-0		0-0-0	
7-14-0	0-0-0	0-0-0		AWAY		0-3-0		1-2-0		6-9-0	
0-3-0	0-0-0	0-0-0		NEUTRAL		0-3-0		0-0-0		0-0-0	
<hr/>											
RPI	S	Opponent	Score	RPI	S	Opponent	Score	RPI	S	Opponent	Score
						78 A Wright St.	4 16	141 A		Miami (OH)	3 5
						78 A Wright St.	3 11	141 A		Miami (OH)	3 14
						78 A Wright St.	2 6	141 A		Miami (OH)	2 10
						78 N Wright St.	10 28	144 A		Milwaukee	6 5
						78 N Wright St.	3 11	144 A		Milwaukee	1 13
						78 N Wright St.	3 4	144 A		Milwaukee	5 7
						89 A Central Mich.	3 14	144 H		Milwaukee	12 5
						89 H Central Mich.	10 24	144 H		Milwaukee	3 1
						90 A Morehead St.	0 11	144 H		Milwaukee	1 15
						90 A Morehead St.	12 13	166 A		Michigan St.	2 12
						90 A Morehead St.	3 16	198 A		Western Caro.	8 9
						90 A Morehead St.	3 4	198 A		Western Caro.	2 12
								198 A		Western Caro.	9 21
								199 A		Eastern Ky.	6 11
								199 A		Eastern Ky.	1 2
								199 A		Eastern Ky.	10 16
								217 A		UIC	2 7
								217 A		UIC	1 7
								217 A		UIC	1 3
								217 A		UIC	2 1
								217 A		UIC	3 2
								217 A		UIC	2 4
								255 A		Toledo	8 19
								276 A		Bowling Green	3 6
								278 A		Youngstown St.	7 5
								278 A		Youngstown St.	8 0
								278 A		Youngstown St.	5 6
<hr/>											
LAST 10 GAMES											
						78 N Wright St.	3 11	144 A		Milwaukee	5 7
						78 N Wright St.	10 28	89 A		Central Mich.	3 14
						78 N Wright St.	3 4	279 A		Northern Ky.	3 14
						144 A Milwaukee	6 5	279 A		Northern Ky.	3 12
						144 A Milwaukee	1 13	279 A		Northern Ky.	10 11

Non-Div. I Games:

Oakland

RPI	S	Opponent	Score	
279	A	Northern Ky.	10	11
279	A	Northern Ky.	4	0
279	A	Northern Ky.	2	3
279	A	Northern Ky.	8	5
279	A	Northern Ky.	3	12
279	A	Northern Ky.	3	14
287	A	Eastern Mich.	14	8
287	H	Eastern Mich.	10	9

Oakland

O
a
k
l
a
n
d

O
a
k
l
a
n
d

Average RPI Win: 256		WON-LOST	WINNING	LAST 10	STRENGTH OF		OPP. STRENGTH	TEAM	ADJ	CONF.	ADJ CONF.		
Average RPI Loss: 181		RECORD	PCT. RANK	GAMES	SCHEDULE		OF SCHEDULE	RPI	RPI	RPI	RPI		
DIV. I ONLY		23-24-0	.48936	166	4-6-0		280	289	258	.43395	267	31	31
DIV. I NON-CONF.		5-13-0	.27778	255	1-1-0		50	145	197	.46825	210	30	30
TOTALS		RPI 1-25	RPI 26-50		W-L RECORDS		RPI 51-100		RPI 101-150		RPI 150+		
23-24-0	0-3-0	0-0-0		OVERALL		1-4-0		1-3-0		21-14-0			
10-11-0	0-0-0	0-0-0		HOME		0-3-0		1-2-0		9-6-0			
12-11-0	0-3-0	0-0-0		AWAY		1-1-0		0-1-0		11-6-0			
1-2-0	0-0-0	0-0-0		NEUTRAL		0-0-0		0-0-0		1-2-0			
5-13-0	0-3-0	0-0-0		NON-CONFERENCE		1-4-0		1-3-0		3-3-0			
2-6-0	0-0-0	0-0-0		HOME		0-3-0		1-2-0		1-1-0			
3-7-0	0-3-0	0-0-		AWAY		1-1-0		0-1-0		2-2-0			
0-0-0	0-0-0	0-0-0		NEUTRAL		0-0-0		0-0-0		0-0-0			
18-11-0	0-0-0	0-0-0		CONFERENCE		0-0-0		0-0-0		18-11-0			
8-5-0	0-0-0	0-0-0		HOME		0-0-0		0-0-0		8-5-0			
9-4-0	0-0-0	0-0-0		AWAY		0-0-0		0-0-0		9-4-0			
1-2-0	0-0-0	0-0-0		NEUTRAL		0-0-0		0-0-0		1-2-0			
RPI S	Opponent	Score		RPI S	Opponent	Score		RPI S	Opponent	Score			
4 A	Mississippi St.	4	17			58 H	Boston College	3	7	137 A	La.-Monroe	1	10
18 A	Miami (FL)	1	8			58 H	Boston College	2	11	144 H	Milwaukee	7	5
18 A	Miami (FL)	3	4			58 H	Boston College	5	9	144 H	Milwaukee	1	3
						61 A	Kansas	8	7	144 H	Milwaukee	0	2
						61 A	Kansas	1	2	157 A	New Orleans	12	4
										157 H	New Orleans	2	21
										190 H	Nicholls St.	6	0
										230 A	Grambling	4	2
										230 H	Grambling	10	2
										240 A	Florida A&M	6	7
										240 A	Florida A&M	5	6
										240 A	Florida A&M	11	8
										244 N	Texas Southern	4	5
										244 N	Texas Southern	3	6
										264 A	Alabama St.	9	6
										264 A	Alabama St.	6	7
										264 A	Alabama St.	2	3
										264 H	Alabama St.	6	7
										264 H	Alabama St.	1	9
										264 H	Alabama St.	11	4
										290 A	Alabama A&M	11	6
										290 A	Alabama A&M	12	5
										290 A	Alabama A&M	16	3
										290 H	Alabama A&M	0	5
										290 H	Alabama A&M	11	6
										290 H	Alabama A&M	4	5
										292 N	Ark.-Pine Bluff	14	4
LAST 10 GAMES													
244 N	Texas Southern	3	6	295 A	Alcorn	2	5	290 A	Alabama A&M	16	3		
292 N	Ark.-Pine Bluff	14	4	295 A	Alcorn	16	8	290 H	Alabama A&M	0	5		
244 N	Texas Southern	4	5	295 A	Alcorn	13	6	290 H	Alabama A&M	11	6		
61 A	Kansas	1	2	264 A	Alabama St.	6	7	290 H	Alabama A&M	4	5		
61 A	Kansas	8	7	264 A	Alabama St.	2	3	292 N	Ark.-Pine Bluff	14	4		
Non-Div. I Games:	Rust	15	1	Tougaloo	13	7	Rust	15	4	Rust	10	2	
	Stillman	12	4	Tougaloo	5	1	Tougaloo	5	3	Stillman	Jackson St.	6	0

RPI	S	Opponent	Score	
295	A	Alcorn	13	6
295	A	Alcorn	2	5
295	A	Alcorn	16	8
295	H	Alcorn	4	18
295	H	Alcorn	9	4
295	H	Alcorn	13	1
296	A	Mississippi Val.	13	3
296	A	Mississippi Val.	11	1
296	A	Mississippi Val.	0	2
296	H	Mississippi Val.	5	2
296	H	Mississippi Val.	12	2
296	H	Mississippi Val.	19	3

Jackson St.

J
a
c
k
s
o
n
S
t
.

J
a
c
k
s
o
n
S
t
.

RPI	S	Opponent	Score	
272	H	Delaware St.	14	4
272	H	Delaware St.	0	10
272	H	Delaware St.	11	5
272	N	Delaware St.	5	6
273	A	Lehigh	3	12
283	A	Savannah St.	3	10
283	A	Savannah St.	11	5
283	A	Savannah St.	10	8
283	A	Savannah St.	8	7
283	N	Savannah St.	3	7
294	A	Mt. St. Mary's	4	2
294	H	Mt. St. Mary's	13	10
298	A	UMES	5	4
298	A	UMES	8	1
298	A	UMES	2	3
298	H	UMES	9	2
298	H	UMES	14	4
298	H	UMES	17	5
298	H	UMES	11	7
298	H	UMES	12	2
298	H	UMES	9	7

Coppin St.

C
o
p
p
i
n
s
t
.

C
o
p
p
i
n
s
t
.

Average RPI Win:	226	WON-LOST RECORD	WINNING PCT. RANK	LAST 10 GAMES		STRENGTH OF SCHEDULE	OPP. STRENGTH OF SCHEDULE	TEAM RPI	ADJ RPI	CONF. RPI	ADJ CONF. RPI
DIV. I ONLY		21-28-0	.42857 209	3-7-0		268	255	269	.43179 269	30	30
DIV. I NON-CONF.		7-12-0	.36842 216	0		182	173	242	.44842 242	31	31
TOTALS	RPI 1-25	RPI 26-50		W-L RECORDS		RPI 51-100		RPI 101-150		RPI 150+	
21-28-0	0-1-0	0-2-0		OVERALL		1-1-0		0-4-0		20-20-0	
16-14-0	0-1-0	0-1-0		HOME		0-1-0		0-2-0		16-9-0	
5-14-0	0-0-0	0-1-0		AWAY		1-0-0		0-2-0		4-11-0	
0-0-0	0-0-0	0-0-0		NEUTRAL		0-0-0		0-0-0		0-0-0	
7-12-0	0-1-0	0-2-0		NON-CONFERENCE		1-1-0		0-4-0		6-4-0	
5-8-0	0-1-0	0-1-0		HOME		0-1-0		0-2-0		5-3-0	
2-4-0	0-0-0	0-0-		AWAY		1-0-0		0-2-0		1-1-0	
0-0-0	0-0-0	0-0-0		NEUTRAL		0-0-0		0-0-0		0-0-0	
14-16-0	0-0-0	0-0-0		CONFERENCE		0-0-0		0-0-0		14-16-0	
11-6-0	0-0-0	0-0-0		HOME		0-0-0		0-0-0		11-6-0	
3-10-0	0-0-0	0-0-0		AWAY		0-0-0		0-0-0		3-10-0	
0-0-0	0-0-0	0-0-0		NEUTRAL		0-0-0		0-0-0		0-0-0	
RPI S Opponent	Score		RPI S Opponent	Score		RPI S Opponent	Score		RPI S Opponent	Score	
19 H NC State	10 11		44 A Duke	2 6		69 A Campbell	7 4		146 A High Point	4 6	
			44 H Duke	5 7		69 H Campbell	1 3		146 H High Point	1 10	
									148 A Presbyterian	5 6	
									148 H Presbyterian	3 9	
									153 A Davidson	9 6	
									153 H Davidson	10 9	
									183 H Canisius	9 0	
									183 H Canisius	5 2	
									183 H Canisius	3 8	
									185 A Appalachian St.	0 13	
									192 A N.C. A&T	6 4	
									192 A N.C. A&T	2 9	
									192 A N.C. A&T	4 6	
									192 H N.C. A&T	3 10	
									192 H N.C. A&T	4 7	
									192 H N.C. A&T	4 3	
									211 H Lafayette	9 1	
									211 H Lafayette	1 2	
									211 H Lafayette	10 16	
									240 A Florida A&M	1 11	
									240 A Florida A&M	6 7	
									240 A Florida A&M	0 3	
			LAST 10 GAMES								
			261 H Norfolk St.	6 3		240 A Florida A&M	0 3		240 H Florida A&M	7 4	
			261 H Norfolk St.	18 5		283 H Savannah St.	12 2		240 H Florida A&M	9 8	
			192 A N.C. A&T	2 9		283 H Savannah St.	12 17		240 H Florida A&M	8 5	
			240 A Florida A&M	6 7		283 H Savannah St.	7 9		261 A Norfolk St.	0 5	
			240 A Florida A&M	1 11		261 A Norfolk St.	0 5		261 H Norfolk St.	18 5	

Non-Div. I Games:

N.C. Central

RPI	S	Opponent	Score	
261	H	Norfolk St.	6	3
261	H	Norfolk St.	5	4
265	A	Bethune-Cookman	15	5
265	A	Bethune-Cookman	8	7
265	A	Bethune-Cookman	2	12
265	H	Bethune-Cookman	5	8
265	H	Bethune-Cookman	7	2
265	H	Bethune-Cookman	3	2
272	H	Delaware St.	4	1
272	H	Delaware St.	3	4
283	A	Savannah St.	3	4
283	A	Savannah St.	3	5
283	A	Savannah St.	1	4
283	H	Savannah St.	12	17
283	H	Savannah St.	7	9
283	H	Savannah St.	12	2
289	H	Longwood	9	6

N.C. Central

N
.
C
.
C
e
n
t
r
a
l

N
.
C
.
C
e
n
t
r
a
l

RPI	S	Opponent	Score	
277	A	Seattle U	4	2
277	A	Seattle U	6	5
277	A	Seattle U	5	8
282	H	Niagara	8	2
282	H	Niagara	8	12
286	A	Northern Colo.	9	6
286	A	Northern Colo.	10	11
286	A	Northern Colo.	5	4
288	H	Chicago St.	16	6
288	H	Chicago St.	6	7
288	H	Chicago St.	3	5

Utah Valley

U
t
a
h
V
a
l
l
e
y

U
t
a
h
V
a
l
l
e
y

Average RPI Win:		234	WON-LOST RECORD		WINNING PCT. RANK	LAST 10 GAMES		STRENGTH OF SCHEDULE		OPP. STRENGTH OF SCHEDULE	TEAM RPI	ADJ RPI	CONF. RPI	ADJ CONF. RPI													
Average RPI Loss:		116	12-43-0		.21818 290	2-8-0		97		175	271	.43025 271	16	16													
DIV. I ONLY			7-23-0		.23333 266	0-2-0		95		197	262	.43298 262	18	18													
DIV. I NON-CONF.																											
TOTALS		RPI 1-25		RPI 26-50		W-L RECORDS		RPI 51-100		RPI 101-150		RPI 150+															
12-43-0		0-1-0		0-7-0		OVERALL		0-12-0		1-14-0		11-9-0															
10-17-0		0-0-0		0-3-0		HOME		0-2-0		1-10-0		9-2-0															
2-24-0		0-0-0		0-4-0		AWAY		0-10-0		0-4-0		2-6-0															
0-2-0		0-1-0		0-0-0		NEUTRAL		0-0-0		0-0-0		0-1-0															
7-23-0		0-1-0		0-7-0		NON-CONFERENCE		0-6-0		0-6-0		7-3-0															
7-8-0		0-0-0		0-3-0		HOME		0-2-0		0-2-0		7-1-0															
0-14-0		0-0-0		0-0-		AWAY		0-4-0		0-4-0		0-2-0															
0-1-0		0-1-0		0-0-0		NEUTRAL		0-0-0		0-0-0		0-0-0															
5-20-0		0-0-0		0-0-0		CONFERENCE		0-6-0		1-8-0		4-6-0															
3-9-0		0-0-0		0-0-0		HOME		0-0-0		1-8-0		2-1-0															
2-10-0		0-0-0		0-0-0		AWAY		0-6-0		0-0-0		2-4-0															
0-1-0		0-0-0		0-0-0		NEUTRAL		0-0-0		0-0-0		0-1-0															
RPI	S	Opponent		Score		RPI	S	Opponent		Score		RPI	S	Opponent		Score											
3	N	Georgia		0 9		32	A	Indiana St.		1 5		71	A	Samford		2 6											
						32	A	Indiana St.		0 8		71	A	Samford		3 10											
						32	A	Indiana St.		2 4		71	A	Samford		4 8											
						43	A	Clemson		3 17		75	A	Ga. Southern		3 5											
						46	H	Michigan		3 6		75	H	Ga. Southern		2 6											
						46	H	Michigan		1 9		77	A	South Carolina		0 9											
						46	H	Michigan		0 2		77	H	South Carolina		9 10											
												80	A	UNC Greensboro		10 16											
												80	A	UNC Greensboro		5 6											
												80	A	UNC Greensboro		3 8											
												81	A	Col. of Charleston		8 9											
												81	A	Col. of Charleston		1 11											
														114		A	South Fla.	2 7									
														114		A	South Fla.	9 12									
														114		A	South Fla.	1 9									
														123		A	Winthrop	1 8									
														123		H	Winthrop	1 4									
														127		H	Kent St.	2 11									
														137		H	Wofford	7 17									
														137		H	Wofford	3 4									
														137		H	Wofford	1 8									
														145		H	Mercer	0 10									
														145		H	Mercer	3 10									
														145		H	Mercer	8 5									
														150		H	ETSU	0 4									
														150		H	ETSU	0 9									
														150		H	ETSU	1 3									
														168		A	Furman	4 5									
														168		A	Furman	6 20									
														168		A	Furman	2 7									
														198		A	Western Caro.	3 1									
														198		A	Western Caro.	5 2									
														198		A	Western Caro.	3 4									
														198		N	Western Caro.	3 7									
														242		H	North Ala.	6 3									
														242		H	North Ala.	7 4									
														242		H	North Ala.	8 3									
														248		A	Charleston So.	5 10									
														248		A	Charleston So.	5 10									
LAST 10 GAMES				198 N Western Caro.				3 7				150 H ETSU				0 9				242 H North Ala.				6 3			
				198 A Western Caro.				3 1				150 H ETSU				1 3				242 H North Ala.				7 4			
				198 A Western Caro.				5 2				150 H ETSU				0 4				242 H North Ala.				8 3			
				198 A Western Caro.				3 4				43 A Clemson				3 17				248 A Charleston So.				5 10			
				81 A Col. of Charleston				8 9				137 H Wofford				3 4				248 A Charleston So.				5 10			

Non-Div. I Games:

The Citadel

RPI	S	Opponent	Score	
248	H	Charleston So.	10	1
248	H	Charleston So.	4	3
249	H	VMI	1	0
249	H	VMI	3	2
249	H	VMI	5	9
272	H	Delaware St.	1	3
272	H	Delaware St.	9	3
272	H	Delaware St.	5	0

The Citadel

T
h
e
C
i
t
a
d
e
l

T
h
e
C
i
t
a
d
e
l

Average RPI Win: 258		WON-LOST	WINNING	LAST 10	STRENGTH OF		OPP. STRENGTH	TEAM	ADJ		CONF.	ADJ CONF.	
Average RPI Loss: 250		RECORD	PCT. RANK	GAMES	SCHEDULE		OF SCHEDULE	RPI	RPI		RPI	RPI	
DIV. I ONLY		20-25-0	.44444	199	6-4-0		283	295	272	.42899	272	30	30
DIV. I NON-CONF.		5-10-0	.33333	225	1-0-0		276	277	275	.41972	275	31	31
TOTALS		RPI 1-25	RPI 26-50		W-L RECORDS		RPI 51-100		RPI 101-150		RPI 150+		
20-25-0	0-0-0	0-0-0		OVERALL		0-0-0		2-2-0		18-23-0			
9-7-0	0-0-0	0-0-0		HOME		0-0-0		2-1-0		7-6-0			
8-14-0	0-0-0	0-0-0		AWAY		0-0-0		0-1-0		8-13-0			
3-4-0	0-0-0	0-0-0		NEUTRAL		0-0-0		0-0-0		3-4-0			
5-10-0	0-0-0	0-0-0		NON-CONFERENCE		0-0-0		2-2-0		3-8-0			
2-2-0	0-0-0	0-0-0		HOME		0-0-0		2-1-0		0-1-0			
2-6-0	0-0-0	0-0-		AWAY		0-0-0		0-1-0		2-5-0			
1-2-0	0-0-0	0-0-0		NEUTRAL		0-0-0		0-0-0		1-2-0			
15-15-0	0-0-0	0-0-0		CONFERENCE		0-0-0		0-0-0		15-15-0			
7-5-0	0-0-0	0-0-0		HOME		0-0-0		0-0-0		7-5-0			
6-8-0	0-0-0	0-0-0		AWAY		0-0-0		0-0-0		6-8-0			
2-2-0	0-0-0	0-0-0		NEUTRAL		0-0-0		0-0-0		2-2-0			
RPI	S	Opponent	Score	RPI	S	Opponent	Score	RPI	S	Opponent	Score		
								139	H	Marist	2 12		
								139	H	Marist	3 1		
								139	H	Marist	6 1		
								140	A	Navy	3 11		
								169	A	Richmond	9 7		
								216	A	George Washington	1 18		
								233	A	Delaware	2 13		
								240	N	Florida A&M	8 9		
								240	N	Florida A&M	3 13		
								256	A	La Salle	2 12		
								256	H	La Salle	4 7		
								261	A	Norfolk St.	0 9		
								261	A	Norfolk St.	2 7		
								261	A	Norfolk St.	5 8		
								261	A	Norfolk St.	2 3		
								261	A	Norfolk St.	14 0		
								261	A	Norfolk St.	2 4		
								261	H	Norfolk St.	3 7		
								261	H	Norfolk St.	16 6		
								261	H	Norfolk St.	3 9		
								262	N	UMBC	5 10		
								262	N	UMBC	6 5		
								262	N	UMBC	2 3		
								268	A	Coppin St.	4 14		
								268	A	Coppin St.	5 11		
								268	A	Coppin St.	10 0		
								268	H	Coppin St.	18 1		
LAST 10 GAMES													
			240 N Florida A&M	8 9			268 H Coppin St.	6 2					
			283 N Savannah St.	5 4			268 H Coppin St.	18 1					
			240 N Florida A&M	3 13			268 H Coppin St.	5 4					
			268 N Coppin St.	6 5			261 A Norfolk St.	2 3					
			169 A Richmond	9 7			261 A Norfolk St.	2 4					

Non-Div. I Games:

Delaware St.

RPI	S	Opponent	Score	
268	H	Coppin St.	5	10
268	H	Coppin St.	11	12
268	H	Coppin St.	5	1
268	H	Coppin St.	5	4
268	H	Coppin St.	6	2
268	N	Coppin St.	6	5
269	A	N.C. Central	4	3
269	A	N.C. Central	1	4
271	A	The Citadel	3	9
271	A	The Citadel	3	1
271	A	The Citadel	0	5
283	N	Savannah St.	5	4
298	A	UMES	10	5
298	A	UMES	6	2
298	A	UMES	9	2
298	H	UMES	8	12
298	H	UMES	15	5
298	H	UMES	11	5

Delaware St.

D
e
l
a
w
a
r
e
S
t
.

D
e
l
a
w
a
r
e
S
t
.

L
e
h
i
g
h

Lehigh

RPI	S	Opponent	Score	
249	A	VMI	15	13
249	A	VMI	1	11
256	H	La Salle	6	14
268	H	Coppin St.	12	3
281	A	Bucknell	5	6
281	A	Bucknell	5	6
281	H	Bucknell	6	4
281	H	Bucknell	5	3
281	H	Bucknell	7	6
291	A	Fairleigh Dickinson	20	6
291	H	Fairleigh Dickinson	8	3
294	N	Mt. St. Mary's	9	4
294	N	Mt. St. Mary's	10	5
294	N	Mt. St. Mary's	6	8
298	A	UMES	13	1
298	A	UMES	1	5
299	A	Saint Peter's	6	8
299	H	Saint Peter's	13	5

Lehigh

L
e
h
i
g
h

L
e
h
i
g
h

Average RPI Win:	229	WON-LOST	WINNING	LAST 10	STRENGTH OF	OPP. STRENGTH	TEAM	ADJ	CONF.	ADJ CONF.			
Average RPI Loss:	195	RECORD	PCT. RANK	GAMES	SCHEDULE	OF SCHEDULE	RPI	RPI	RPI	RPI			
DIV. I ONLY		13-32-0	.28889	274	2-8-0	212	280	274	.42472	274	20	20	
DIV. I NON-CONF.		7-14-0	.33333	225	1-0-0	272	292	274	.41982	274	22	22	
<hr/>													
TOTALS	RPI 1-25	RPI 26-50		W-L RECORDS		RPI 51-100		RPI 101-150		RPI 150+			
13-32-0	0-0-0	0-0-0		OVERALL		0-0-0		0-6-0		13-26-0			
6-9-0	0-0-0	0-0-0		HOME		0-0-0		0-3-0		6-6-0			
6-17-0	0-0-0	0-0-0		AWAY		0-0-0		0-3-0		6-14-0			
1-6-0	0-0-0	0-0-0		NEUTRAL		0-0-0		0-0-0		1-6-0			
7-14-0	0-0-0	0-0-0		NON-CONFERENCE		0-0-0		0-3-0		7-11-0			
3-0-0	0-0-0	0-0-0		HOME		0-0-0		0-0-0		3-0-0			
3-8-0	0-0-0	0-0-		AWAY		0-0-0		0-3-0		3-5-0			
1-6-0	0-0-0	0-0-0		NEUTRAL		0-0-0		0-0-0		1-6-0			
6-18-0	0-0-0	0-0-0		CONFERENCE		0-0-0		0-3-0		6-15-0			
3-9-0	0-0-0	0-0-0		HOME		0-0-0		0-3-0		3-6-0			
3-9-0	0-0-0	0-0-0		AWAY		0-0-0		0-0-0		3-9-0			
0-0-0	0-0-0	0-0-0		NEUTRAL		0-0-0		0-0-0		0-0-0			
RPI	S	Opponent	Score	RPI	S	Opponent	Score	RPI	S	Opponent	Score		
								141	A	Miami (OH)	0	8	
								141	A	Miami (OH)	6	7	
								141	A	Miami (OH)	10	18	
								149	H	Dayton	0	9	
								149	H	Dayton	0	8	
								149	H	Dayton	7	8	
								153	H	Davidson	1	2	
								153	H	Davidson	1	10	
								153	H	Davidson	3	15	
								154	A	James Madison	1	5	
								154	A	James Madison	4	7	
								162	A	Fordham	1	0	
								162	A	Fordham	1	8	
								162	A	Fordham	2	8	
								169	H	Richmond	3	9	
								169	H	Richmond	5	0	
								169	H	Richmond	1	6	
								180	A	Binghamton	1	0	
								189	A	Penn St.	18	6	
								194	A	Saint Louis	8	5	
								194	A	Saint Louis	1	4	
								194	A	Saint Louis	0	5	
				LAST 10 GAMES									
				153	H	Davidson	1	2	216	A	George Washington	9	11
				153	H	Davidson	1	10	207	H	Cornell	9	8
				153	H	Davidson	3	15	227	A	Saint Joseph's	8	7
				216	A	George Washington	5	6	227	A	Saint Joseph's	2	3
				216	A	George Washington	3	10	227	A	Saint Joseph's	2	3
									212	N	Central Conn. St.	3	17
									212	N	Central Conn. St.	3	4
									212	N	Central Conn. St.	5	9

Non-Div. I Games:

St. Bonaventure

St. Bonaventure

Average RPI Win: 145		WON-LOST	WINNING	LAST 10	STRENGTH OF		OPP. STRENGTH	TEAM	ADJ	CONF.	ADJ CONF.
Average RPI Loss: 134		RECORD	PCT. RANK	GAMES	SCHEDULE		OF SCHEDULE	RPI	RPI	RPI	RPI
DIV. I ONLY		12-40-0	.23077	288	2-8-0		168	149	276	.42233	275
DIV. I NON-CONF.		7-18-0	.28	252	0-1-0		270	216	284	.39947	284
TOTALS		RPI 1-25	RPI 26-50		W-L RECORDS		RPI 51-100		RPI 101-150		RPI 150+
12-40-0		0-2-0	1-2-0		OVERALL		3-13-0		3-3-0		5-20-0
8-23-0		0-1-0	1-2-0		HOME		2-5-0		2-3-0		3-12-0
4-17-0		0-1-0	0-0-0		AWAY		1-8-0		1-0-0		2-8-0
0-0-0		0-0-0	0-0-0		NEUTRAL		0-0-0		0-0-0		0-0-0
7-18-0		0-2-0	0-0-0		NON-CONFERENCE		0-1-0		3-0-0		4-15-0
5-11-0		0-1-0	0-0-0		HOME		0-1-0		2-0-0		3-9-0
2-7-0		0-1-0	0-0-0		AWAY		0-0-0		1-0-0		1-6-0
0-0-0		0-0-0	0-0-0		NEUTRAL		0-0-0		0-0-0		0-0-0
5-22-0		0-0-0	1-2-0		CONFERENCE		3-12-0		0-3-0		1-5-0
3-12-0		0-0-0	1-2-0		HOME		2-4-0		0-3-0		0-3-0
2-10-0		0-0-0	0-0-0		AWAY		1-8-0		0-0-0		1-2-0
0-0-0		0-0-0	0-0-0		NEUTRAL		0-0-0		0-0-0		0-0-0
RPI S	Opponent	Score	RPI S	Opponent	Score	RPI S	Opponent	Score	RPI S	Opponent	Score
16 A	Stanford	1 5	39 H	BYU	4 2	57 H	Washington	1 11	122 H	San Francisco	1 4
16 H	Stanford	1 7	39 H	BYU	1 3	62 A	Pepperdine	5 2	122 H	San Francisco	0 10
			39 H	BYU	5 7	62 A	Pepperdine	1 10	122 H	San Francisco	4 6
						62 A	Pepperdine	4 5	133 H	Sacramento St.	11 0
						68 A	Saint Mary's (CA)	1 8	147 A	Cal Poly	7 6
						68 A	Saint Mary's (CA)	2 9	147 H	Cal Poly	5 0
						68 A	Saint Mary's (CA)	4 9	159 H	Pacific	8 9
						73 H	Gonzaga	4 0	159 H	Pacific	3 13
						73 H	Gonzaga	5 6	159 H	Pacific	0 1
						73 H	Gonzaga	2 10	164 A	Portland	8 3
						93 H	San Diego	6 14	164 A	Portland	9 13
						93 H	San Diego	5 2	164 A	Portland	3 5
						93 H	San Diego	6 8	182 H	San Jose St.	10 20
						94 A	LMU (CA)	1 2	182 H	San Jose St.	5 8
						94 A	LMU (CA)	5 6	182 H	San Jose St.	3 4
						94 A	LMU (CA)	3 7	188 A	CSUN	0 2
									188 A	CSUN	8 14
									188 A	CSUN	2 7
									209 H	Omaha	0 2
									209 H	Omaha	0 2
									209 H	Omaha	4 7
									209 H	Omaha	2 4
						68 A	Saint Mary's (CA)	2 9	214 H	Washington St.	4 2
			39 H	BYU	1 3	16 A	Stanford	1 5	214 H	Washington St.	0 10
			39 H	BYU	5 7	93 H	San Diego	6 8	214 H	Washington St.	6 10
			39 H	BYU	4 2	93 H	San Diego	5 2	214 H	Washington St.	3 1
			68 A	Saint Mary's (CA)	4 9	93 H	San Diego	6 14	228 H	UC Davis	9 0
			68 A	Saint Mary's (CA)	1 8						

Non-Div. I Games:

Santa Clara

RPI	S	Opponent	Score	
229	A	CSU Bakersfield	4	8
229	A	CSU Bakersfield	1	3
229	A	CSU Bakersfield	2	4
229	A	CSU Bakersfield	3	1

Santa Clara

S
a
n
t
a
C
l
a
r
a

S
a
n
t
a
C
l
a
r
a

[illegible]

Non-Div. I Games:

Bowling Green

RPI	S	Opponent	Score	
224	H	Western Mich.	2	4
224	H	Western Mich.	4	3
224	H	Western Mich.	1	5
236	A	Northern Ill.	5	7
236	A	Northern Ill.	4	3
252	H	Siena	7	9
252	H	Siena	3	1
255	H	Toledo	10	6
255	H	Toledo	9	6
255	H	Toledo	6	5
266	H	Oakland	6	3
278	H	Youngstown St.	15	5
287	A	Eastern Mich.	0	4
287	A	Eastern Mich.	1	3
287	A	Eastern Mich.	7	4
297	A	Purdue Fort Wayne	10	4
297	H	Purdue Fort Wayne	3	1

Bowling Green

B
o
w
l
i
n
g
G
r
e
e
n

B
o
w
l
i
n
g
G
r
e
e
n

[illegible]

Non-Div. I Games:	British Colum. (CAN)	2	1	Lewis-Clark St.	2	5
-------------------	----------------------	---	---	-----------------	---	---

Seattle U

Seattle U

Average RPI Win: 200		WON-LOST	WINNING	LAST 10	STRENGTH OF		OPP. STRENGTH	TEAM	ADJ		CONF.	ADJ CONF.			
Average RPI Loss: 161		RECORD	PCT. RANK	GAMES	SCHEDULE		OF SCHEDULE	RPI	RPI		RPI	RPI			
DIV. I ONLY		13-40-0	.24528	284	2-8-0		175	244	278	.41939	278	26	26		
DIV. I NON-CONF.		6-20-0	.23077	267	0-1-0		126	205	253	.4392	253	23	23		
TOTALS		RPI 1-25	RPI 26-50		W-L RECORDS		RPI 51-100		RPI 101-150		RPI 150+				
13-40-0		0-4-0	0-0-0		OVERALL		2-7-0		2-11-0		9-18-0				
11-11-0		0-0-0	0-0-0		HOME		1-2-0		2-3-0		8-6-0				
2-29-0		0-4-0	0-0-0		AWAY		1-5-0		0-8-0		1-12-0				
0-0-0		0-0-0	0-0-0		NEUTRAL		0-0-0		0-0-0		0-0-0				
6-20-0		0-4-0	0-0-0		NON-CONFERENCE		0-3-0		1-6-0		5-7-0				
5-2-0		0-0-0	0-0-0		HOME		0-0-0		1-1-0		4-1-0				
1-18-0		0-4-0	0-0-		AWAY		0-3-0		0-5-0		1-6-0				
0-0-0		0-0-0	0-0-0		NEUTRAL		0-0-0		0-0-0		0-0-0				
7-20-0		0-0-0	0-0-0		CONFERENCE		2-4-0		1-5-0		4-11-0				
6-9-0		0-0-0	0-0-0		HOME		1-2-0		1-2-0		4-5-0				
1-11-0		0-0-0	0-0-0		AWAY		1-2-0		0-3-0		0-6-0				
0-0-0		0-0-0	0-0-0		NEUTRAL		0-0-0		0-0-0		0-0-0				
RPI	S	Opponent	Score	RPI	S	Opponent	Score	RPI	S	Opponent	Score	RPI	S	Opponent	Score
4	A	Mississippi St.	3 14					55	A	Florida St.	2 24	127	A	Kent St.	5 10
4	A	Mississippi St.	2 14					55	A	Florida St.	4 7	127	H	Kent St.	4 3
4	A	Mississippi St.	0 8					55	A	Florida St.	2 4	135	H	Ohio St.	4 7
15	A	West Virginia	1 14					78	A	Wright St.	10 8	141	A	Miami (OH)	1 11
								78	A	Wright St.	1 7	141	A	Miami (OH)	3 6
								78	A	Wright St.	8 18	141	A	Miami (OH)	1 9
								78	H	Wright St.	5 4	141	A	Miami (OH)	2 5
								78	H	Wright St.	7 9	144	A	Milwaukee	2 22
								78	H	Wright St.	3 8	144	A	Milwaukee	6 18
												144	A	Milwaukee	5 8
												144	H	Milwaukee	9 3
												144	H	Milwaukee	4 5
												144	H	Milwaukee	10 11
												187	A	Pittsburgh	4 2
												187	A	Pittsburgh	6 16
												187	H	Pittsburgh	3 2
												189	A	Penn St.	15 16
												217	A	UIC	4 10
												217	A	UIC	4 13
												217	A	UIC	3 4
												217	H	UIC	3 8
												217	H	UIC	7 3
												217	H	UIC	6 5
												222	H	Ohio	2 3
												237	A	Tennessee Tech	2 7
												237	A	Tennessee Tech	4 8
												237	A	Tennessee Tech	2 9
LAST 10 GAMES															
				144	H	Milwaukee	9 3	217	A	UIC	4 10	217	H	UIC	6 5
				144	H	Milwaukee	4 5	217	A	UIC	3 4	222	H	Ohio	2 3
				144	H	Milwaukee	10 11	78	H	Wright St.	7 9	237	A	Tennessee Tech	2 7
				135	H	Ohio St.	4 7	78	H	Wright St.	5 4	237	A	Tennessee Tech	4 8
				217	A	UIC	4 13	78	H	Wright St.	3 8	237	A	Tennessee Tech	2 9

Non-Div. I Games:

Youngstown St.

RPI	S	Opponent	Score	
255	H	Toledo	5	3
266	H	Oakland	5	7
266	H	Oakland	6	5
266	H	Oakland	0	8
274	H	St. Bonaventure	10	0
276	A	Bowling Green	5	15
279	A	Northern Ky.	6	7
279	A	Northern Ky.	5	13
279	A	Northern Ky.	1	2
279	H	Northern Ky.	6	7
279	H	Northern Ky.	8	2
279	H	Northern Ky.	8	10
287	H	Eastern Mich.	10	4

Youngstown St.

Y
o
u
n
g
s
t
o
w
n
s
t
.

Y
o
u
n
g
s
t
o
w
n
s
t
.

[illegible]

Non-Div. I Games:	Miami-Hamilton	9	6
-------------------	----------------	---	---

Northern Ky.

RPI	S	Opponent	Score	
249	A	VMI	7	6
266	H	Oakland	11	10
266	H	Oakland	5	8
266	H	Oakland	3	2
266	H	Oakland	12	3
266	H	Oakland	14	3
266	H	Oakland	0	4
278	A	Youngstown St.	10	8
278	A	Youngstown St.	7	6
278	A	Youngstown St.	2	8
278	H	Youngstown St.	7	6
278	H	Youngstown St.	13	5
278	H	Youngstown St.	2	1

Northern Ky.

N
o
r
t
h
e
r
n
K
y
.

N
o
r
t
h
e
r
n
K
y
.

Average RPI Win: Average RPI Loss:	202 174	WON-LOST RECORD	WINNING PCT. RANK	LAST 10 GAMES	STRENGTH OF SCHEDULE	OPP. STRENGTH OF SCHEDULE	TEAM RPI	ADJ RPI	CONF. RPI	ADJ CONF. RPI		
DIV. I ONLY		13-38-0	.2549	281	2-8-0	213	242	280	.41361	280	17	17
DIV. I NON-CONF.		9-25-0	.26471	258	1-1-0	257	274	281	.40106	281	17	17
<hr/>												
TOTALS	RPI 1-25	RPI 26-50		W-L RECORDS		RPI 51-100		RPI 101-150		RPI 150+		
13-38-0	0-3-0	0-3-0		OVERALL		1-4-0		2-5-0		10-23-0		
6-16-0	0-0-0	0-0-0		HOME		0-3-0		0-2-0		6-11-0		
4-13-0	0-3-0	0-3-0		AWAY		0-0-0		1-1-0		3-6-0		
3-9-0	0-0-0	0-0-0		NEUTRAL		1-1-0		1-2-0		1-6-0		
<hr/>												
9-25-0	0-0-0	0-3-0		NON-CONFERENCE		1-2-0		1-3-0		7-17-0		
4-10-0	0-0-0	0-0-0		HOME		0-1-0		0-2-0		4-7-0		
2-7-0	0-0-0	0-0-		AWAY		0-0-0		0-0-0		2-4-0		
3-8-0	0-0-0	0-0-0		NEUTRAL		1-1-0		1-1-0		1-6-0		
<hr/>												
4-13-0	0-3-0	0-0-0		CONFERENCE		0-2-0		1-2-0		3-6-0		
2-6-0	0-0-0	0-0-0		HOME		0-2-0		0-0-0		2-4-0		
2-6-0	0-3-0	0-0-0		AWAY		0-0-0		1-1-0		1-2-0		
0-1-0	0-0-0	0-0-0		NEUTRAL		0-0-0		0-1-0		0-0-0		
<hr/>												
RPI S	Opponent	Score	RPI S	Opponent	Score	RPI S	Opponent	Score	RPI S	Opponent	Score	
23 A	Creighton	1 10	41 A	Virginia	3 7	70 H	Xavier	6 7	106 A	St. John's (NY)	1 3	
23 A	Creighton	2 8	41 A	Virginia	2 7	70 H	Xavier	1 6	106 A	St. John's (NY)	5 1	
23 A	Creighton	1 4	41 A	Virginia	2 10	72 H	Maryland	2 5	106 N	St. John's (NY)	6 24	
						89 N	Central Mich.	1 9	140 H	Navy	3 14	
						89 N	Central Mich.	13 7	140 H	Navy	1 5	
									142 N	Northeastern	5 2	
									144 N	Milwaukee	4 7	
									163 A	Army West Point	11 23	
									179 H	Seton Hall	5 7	
									179 H	Seton Hall	3 6	
									179 H	Seton Hall	6 5	
									184 H	Penn	5 4	
									186 A	Rutgers	4 3	
									187 N	Pittsburgh	2 7	
									211 H	Lafayette	6 8	
									224 N	Western Mich.	2 11	
									227 A	Saint Joseph's	0 4	
									227 H	Saint Joseph's	8 7	
									231 H	Princeton	4 6	
									233 A	Delaware	8 4	
									233 A	Delaware	3 5	
									241 H	Monmouth	5 6	
									243 A	Butler	0 17	
									243 A	Butler	8 6	
									243 A	Butler	0 1	
									247 H	Georgetown	2 4	
									247 H	Georgetown	3 1	
LAST 10 GAMES												
23 A	Creighton	2 8	163 A	Army West Point	11 23	243 A	Butler	0 17	247 H	Georgetown	2 4	
23 A	Creighton	1 4	186 A	Rutgers	4 3	243 A	Butler	8 6	247 H	Georgetown	3 1	
23 A	Creighton	1 10	243 A	Butler	0 17	243 A	Butler	0 1	247 H	Georgetown	3 1	
70 H	Xavier	1 6	243 A	Butler	0 1	243 A	Butler	8 6	247 H	Georgetown	3 1	
70 H	Xavier	6 7	243 A	Butler	8 6	243 A	Butler	8 6	247 H	Georgetown	3 1	

Non-Div. I Games:

Villanova

Villanova

Average RPI Win:		238	WON-LOST RECORD		WINNING PCT. RANK		LAST 10 GAMES		STRENGTH OF SCHEDULE		OPP. STRENGTH OF SCHEDULE		TEAM RPI		ADJ RPI		CONF. RPI		ADJ CONF. RPI	
DIV. I ONLY			14-33-0		.29787	270	4-6-0		253		256		281		.41247	281	25		25	
DIV. I NON-CONF.			8-14-0		.36364	217	1-1-0		277		260		277		.41932	277	26		26	
TOTALS		RPI 1-25		RPI 26-50		W-L RECORDS		RPI 51-100		RPI 101-150		RPI 150+								
14-33-0		0-3-0		0-0-0		OVERALL		0-0-0		0-7-0		14-23-0								
9-8-0		0-0-0		0-0-0		HOME		0-0-0		0-1-0		9-7-0								
4-18-0		0-3-0		0-0-0		AWAY		0-0-0		0-4-0		4-11-0								
1-7-0		0-0-0		0-0-0		NEUTRAL		0-0-0		0-2-0		1-5-0								
8-14-0		0-3-0		0-0-0		NON-CONFERENCE		0-0-0		0-2-0		8-9-0								
5-1-0		0-0-0		0-0-0		HOME		0-0-0		0-0-0		5-1-0								
2-6-0		0-3-0		0-0-		AWAY		0-0-0		0-0-0		2-3-0								
1-7-0		0-0-0		0-0-0		NEUTRAL		0-0-0		0-2-0		1-5-0								
6-19-0		0-0-0		0-0-0		CONFERENCE		0-0-0		0-5-0		6-14-0								
4-7-0		0-0-0		0-0-0		HOME		0-0-0		0-1-0		4-6-0								
2-12-0		0-0-0		0-0-0		AWAY		0-0-0		0-4-0		2-8-0								
0-0-0		0-0-0		0-0-0		NEUTRAL		0-0-0		0-0-0		0-0-0								
RPI	S	Opponent		Score		RPI	S	Opponent		Score		RPI	S	Opponent		Score				
19	A	NC State		2	8							113	N	Radford		1	9			
19	A	NC State		8	12							113	N	Radford		4	17			
19	A	NC State		2	14							140	A	Navy		10	11			
												140	A	Navy		4	9			
												140	A	Navy		2	15			
												140	A	Navy		3	6			
												140	H	Navy		1	3			
												163	A	Army West Point		2	0			
												163	A	Army West Point		1	11			
												163	H	Army West Point		9	16			
												163	H	Army West Point		7	6			
												163	H	Army West Point		3	4			
						179	N	Seton Hall		1	12									
						180	H	Binghamton		6	4									
						181	A	Holy Cross		8	4									
						181	A	Holy Cross		5	6									
						181	H	Holy Cross		3	6									
						181	H	Holy Cross		3	6									
						181	H	Holy Cross		7	13									
						187	N	Pittsburgh		2	8									
						189	A	Penn St.		3	9									
						LAST 10 GAMES						211	A	Lafayette		3	11			
						273	H	Lehigh		6	5	294	A	Mt. St. Mary's		7	16			
						273	H	Lehigh		6	5	273	A	Lehigh		4	6			
						211	H	Lafayette		6	2	273	A	Lehigh		6	7			
						211	H	Lafayette		4	12	273	A	Lehigh		3	5			
						256	H	La Salle		9	7	140	H	Navy		1	3			
												227	H	Saint Joseph's		4	5			

Non-Div. I Games:

Bucknell

Bucknell

Average RPI Win: Average RPI Loss:	211 209	WON-LOST RECORD	WINNING PCT. RANK	LAST 10 GAMES	STRENGTH OF SCHEDULE	OPP. STRENGTH OF SCHEDULE	TEAM RPI	ADJ RPI	CONF. RPI	ADJ CONF. RPI				
DIV. I ONLY		15-33-0	.3125 264	4-6-0	279	260	282	.41167 282	28	28				
DIV. I NON-CONF.		5-17-0	.22727 269	0-1-0	291	226	282	.39994 282	27	27				
<hr/>														
TOTALS	RPI 1-25	RPI 26-50		W-L RECORDS	RPI 51-100		RPI 101-150		RPI 150+					
15-33-0	0-0-0	0-1-0		OVERALL	0-0-0		3-3-0		12-29-0					
5-10-0	0-0-0	0-0-0		HOME	0-0-0		0-0-0		5-10-0					
9-21-0	0-0-0	0-1-0		AWAY	0-0-0		3-3-0		6-17-0					
1-2-0	0-0-0	0-0-0		NEUTRAL	0-0-0		0-0-0		1-2-0					
<hr/>														
5-17-0	0-0-0	0-1-0		NON-CONFERENCE	0-0-0		2-1-0		3-15-0					
1-1-0	0-0-0	0-0-0		HOME	0-0-0		0-0-0		1-1-0					
4-14-0	0-0-0	0-0-		AWAY	0-0-0		2-1-0		2-12-0					
0-2-0	0-0-0	0-0-0		NEUTRAL	0-0-0		0-0-0		0-2-0					
<hr/>														
10-16-0	0-0-0	0-0-0		CONFERENCE	0-0-0		1-2-0		9-14-0					
4-9-0	0-0-0	0-0-0		HOME	0-0-0		0-0-0		4-9-0					
5-7-0	0-0-0	0-0-0		AWAY	0-0-0		1-2-0		4-5-0					
1-0-0	0-0-0	0-0-0		NEUTRAL	0-0-0		0-0-0		1-0-0					
<hr/>														
RPI S	Opponent	Score	RPI S	Opponent	Score	RPI S	Opponent	Score	RPI S	Opponent	Score			
			39 A	BYU	5 11				110 A	Cincinnati	2 1			
									110 A	Cincinnati	0 5			
									110 A	Cincinnati	8 7			
									139 A	Marist	3 19			
									139 A	Marist	5 3			
									139 A	Marist	3 5			
									165 A	New Mexico	4 7			
									165 A	New Mexico	5 3			
									165 A	New Mexico	3 13			
									165 A	New Mexico	3 5			
									173 N	Utah	6 10			
									180 A	Binghamton	4 16			
									183 H	Canisius	4 14			
									183 H	Canisius	4 10			
									183 H	Canisius	3 2			
									183 H	Canisius	0 9			
									183 N	Canisius	6 5			
									192 A	N.C. A&T	2 6			
									192 A	N.C. A&T	3 4			
									192 A	N.C. A&T	0 6			
			LAST 10 GAMES						195 H	Fairfield	4 1			
									195 H	Fairfield	5 0			
			183 H	Canisius	4 10				252 A	Siena	14 17	195 H	Fairfield	5 6
			183 H	Canisius	3 2				195 H	Fairfield	5 0	196 H	Quinnipiac	1 7
			183 H	Canisius	4 14				195 H	Fairfield	4 1	196 H	Quinnipiac	1 3
			252 A	Siena	9 7				195 H	Fairfield	5 6	196 H	Quinnipiac	2 7
			252 A	Siena	1 2				274 A	St. Bonaventure	5 9	212 N	Central Conn. St.	4 5

Non-Div. I Games:

Niagara

RPI	S	Opponent	Score	
241	A	Monmouth	5	0
241	A	Monmouth	3	8
241	A	Monmouth	3	9
252	A	Siena	9	7
252	A	Siena	14	17
252	A	Siena	1	2
270	A	Utah Valley	12	8
270	A	Utah Valley	2	8
274	A	St. Bonaventure	5	9
274	H	St. Bonaventure	6	10
274	H	St. Bonaventure	9	4
281	A	Bucknell	1	7
281	A	Bucknell	1	13
281	A	Bucknell	1	14
284	H	Iona	8	9
284	H	Iona	0	14
284	H	Iona	9	6
285	A	Rider	5	13
285	A	Rider	12	9
285	A	Rider	1	0

Niagara

N
i
a
g
a
r
a

N
i
a
g
a
r
a

S
a
v
a
n
n
a
h
s
t
.

S
a
v
a
n
n
a
h
s
t
.

Savannah St.

Average RPI Win:	241	WON-LOST RECORD	WINNING PCT. RANK	LAST 10 GAMES		STRENGTH OF SCHEDULE	OPP. STRENGTH OF SCHEDULE	TEAM RPI	ADJ RPI	CONF. RPI	ADJ CONF. RPI	
DIV. I ONLY		14-38-0	.26923	277	3-7-0	255	285	284	.40685	284	28	28
DIV. I NON-CONF.		6-22-0	.21429	275	0-1-0	135	286	258	.43382	258	27	27
<hr/>												
TOTALS	RPI 1-25		RPI 26-50		W-L RECORDS		RPI 51-100		RPI 101-150		RPI 150+	
14-38-0	0-0-0		0-1-0		OVERALL		0-0-0		0-5-0		14-32-0	
5-13-0	0-0-0		0-0-0		HOME		0-0-0		0-1-0		5-12-0	
8-22-0	0-0-0		0-0-0		AWAY		0-0-0		0-4-0		8-18-0	
1-3-0	0-0-0		0-1-0		NEUTRAL		0-0-0		0-0-0		1-2-0	
6-22-0	0-0-0		0-1-0		NON-CONFERENCE		0-0-0		0-5-0		6-16-0	
1-5-0	0-0-0		0-0-0		HOME		0-0-0		0-1-0		1-4-0	
4-14-0	0-0-0		0-0-		AWAY		0-0-0		0-4-0		4-10-0	
1-3-0	0-0-0		0-1-0		NEUTRAL		0-0-0		0-0-0		1-2-0	
8-16-0	0-0-0		0-0-0		CONFERENCE		0-0-0		0-0-0		8-16-0	
4-8-0	0-0-0		0-0-0		HOME		0-0-0		0-0-0		4-8-0	
4-8-0	0-0-0		0-0-0		AWAY		0-0-0		0-0-0		4-8-0	
0-0-0	0-0-0		0-0-0		NEUTRAL		0-0-0		0-0-0		0-0-0	
RPI	S	Opponent	Score	RPI	S	Opponent	Score	RPI	S	Opponent	Score	
				32	N	Indiana St.	0 10					
										106 A	St. John's (NY) 1 6	
										106 H	St. John's (NY) 1 7	
										150 A	ETSU 3 4	
										150 A	ETSU 3 14	
										150 A	ETSU 4 14	
										156 A	Stony Brook 12 8	
										156 A	Stony Brook 2 4	
										156 H	Stony Brook 7 11	
										162 A	Fordham 2 9	
										162 A	Fordham 1 5	
										175 A	UNCW 4 11	
										178 N	Marshall 8 9	
										178 N	Marshall 3 8	
										179 H	Seton Hall 5 0	
										179 H	Seton Hall 0 7	
										179 H	Seton Hall 3 14	
										186 A	Rutgers 3 7	
										195 H	Fairfield 1 3	
										195 H	Fairfield 0 3	
										195 H	Fairfield 4 3	
										196 H	Quinnipiac 2 3	
						LAST 10 GAMES				196 H	Quinnipiac 2 10	
						299 A Saint Peter's	7 12			196 H	Quinnipiac 3 2	
						299 A Saint Peter's	9 4			196 H	Quinnipiac 2 3	
						299 A Saint Peter's	6 4			196 H	Quinnipiac 2 10	
						241 H Monmouth	4 9			196 H	Quinnipiac 3 2	
						241 H Monmouth	1 6			106 A	St. John's (NY) 1 6	
										216 A	George Washington 2 6	

Non-Div. I Games:

Iona

RPI	S	Opponent	Score	
216	A	George Washington	7	15
216	A	George Washington	8	2
235	A	Manhattan	2	5
235	A	Manhattan	4	7
235	A	Manhattan	0	5
241	H	Monmouth	2	6
241	H	Monmouth	1	6
241	H	Monmouth	4	9
251	A	LIU Brooklyn	8	16
252	A	Siena	7	8
252	A	Siena	1	4
252	A	Siena	2	3
258	A	UNC Asheville	2	9
258	A	UNC Asheville	3	7
282	A	Niagara	9	8
282	A	Niagara	14	0
282	A	Niagara	6	9
285	H	Rider	11	4
285	H	Rider	0	8
285	H	Rider	4	2
291	A	Fairleigh Dickinson	5	3
299	A	Saint Peter's	9	4
299	A	Saint Peter's	7	12
299	A	Saint Peter's	6	4

Iona

I
o
n
a

Average RPI Win: 232		WON-LOST RECORD	WINNING PCT. RANK		LAST 10 GAMES	STRENGTH OF SCHEDULE	OPP. STRENGTH OF SCHEDULE	TEAM RPI	ADJ RPI		CONF. RPI	ADJ CONF. RPI	
Average RPI Loss: 215													
DIV. I ONLY		17-36-0	.32075	260	4-6-0	292	276	285	.40484	285	28	28	
DIV. I NON-CONF.		9-20-0	.31034	239	0-1-0	251	275	260	.43321	260	27	27	
<hr/>													
TOTALS		RPI 1-25		RPI 26-50		W-L RECORDS		RPI 51-100		RPI 101-150		RPI 150+	
17-36-0		0-0-0		0-0-0		OVERALL		0-1-0		2-6-0		15-29-0	
7-10-0		0-0-0		0-0-0		HOME		0-0-0		2-1-0		5-9-0	
7-24-0		0-0-0		0-0-0		AWAY		0-1-0		0-5-0		7-18-0	
3-2-0		0-0-0		0-0-0		NEUTRAL		0-0-0		0-0-0		3-2-0	
9-20-0		0-0-0		0-0-0		NON-CONFERENCE		0-1-0		0-5-0		9-14-0	
3-2-0		0-0-0		0-0-0		HOME		0-0-0		0-0-0		3-2-0	
3-16-0		0-0-0		0-0-		AWAY		0-1-0		0-5-0		3-10-0	
3-2-0		0-0-0		0-0-0		NEUTRAL		0-0-0		0-0-0		3-2-0	
8-16-0		0-0-0		0-0-0		CONFERENCE		0-0-0		2-1-0		6-15-0	
4-8-0		0-0-0		0-0-0		HOME		0-0-0		2-1-0		2-7-0	
4-8-0		0-0-0		0-0-0		AWAY		0-0-0		0-0-0		4-8-0	
0-0-0		0-0-0		0-0-0		NEUTRAL		0-0-0		0-0-0		0-0-0	
RPI	S	Opponent	Score	RPI	S	Opponent	Score	RPI	S	Opponent	Score		
								68	A	Saint Mary's (CA)	2	5	
								122	A	San Francisco	0	5	
								122	A	San Francisco	4	5	
								133	A	Sacramento St.	3	6	
								133	A	Sacramento St.	4	5	
								133	A	Sacramento St.	0	7	
								139	H	Marist	5	1	
								139	H	Marist	9	2	
								139	H	Marist	1	3	
								169	A	Richmond	1	10	
								169	A	Richmond	1	6	
								169	A	Richmond	6	3	
								179	H	Seton Hall	11	8	
								186	A	Rutgers	4	5	
								196	A	Quinnipiac	1	7	
								196	A	Quinnipiac	9	16	
								196	A	Quinnipiac	4	15	
								211	H	Lafayette	0	15	
								219	N	UC Riverside	5	1	
								219	N	UC Riverside	4	2	
								226	H	NJIT	16	10	
								227	H	Saint Joseph's	7	13	
								231	A	Princeton	0	11	
								233	A	Delaware	1	6	
								235	H	Manhattan	3	6	
								235	H	Manhattan	4	11	
								235	H	Manhattan	5	3	
								241	A	Monmouth	5	6	
LAST 10 GAMES													
				241	A	Monmouth	5	6	139	H	Marist	9	2
				241	A	Monmouth	5	3	235	H	Manhattan	5	3
				241	A	Monmouth	0	12	235	H	Manhattan	3	6
				139	H	Marist	1	3	235	H	Manhattan	4	11
				139	H	Marist	5	1	186	A	Rutgers	4	5
									241	A	Monmouth	5	6

Non-Div. I Games:

Rider

RPI	S	Opponent	Score	
241	A	Monmouth	0	12
241	A	Monmouth	5	3
243	N	Butler	3	14
243	N	Butler	2	9
243	N	Butler	9	4
247	A	Georgetown	9	10
247	A	Georgetown	7	12
250	A	Wagner	1	9
251	H	LIU Brooklyn	6	5
252	H	Siena	2	7
252	H	Siena	8	9
252	H	Siena	4	13
256	A	La Salle	0	3
256	A	La Salle	12	11
256	A	La Salle	5	7
256	A	La Salle	7	6
282	H	Niagara	9	12
282	H	Niagara	13	5
282	H	Niagara	0	1
284	A	Iona	2	4
284	A	Iona	4	11
284	A	Iona	8	0
299	A	Saint Peter's	7	0
299	A	Saint Peter's	6	7
299	A	Saint Peter's	14	3

Rider

R
i
d
e
r

R
i
d
e
r

Average RPI Win:	230	WON-LOST RECORD	WINNING PCT. RANK	LAST 10 GAMES	STRENGTH OF SCHEDULE	OPP. STRENGTH OF SCHEDULE	TEAM RPI	ADJ RPI	CONF. RPI	ADJ CONF. RPI	
DIV. I ONLY	11-33-0	.25	283	3-7-0	234	225	286	.40023	286	24	24
DIV. I NON-CONF.	3-14-0	.17647	285	0-1-0	256	202	294	.38134	294	25	25
<hr/>											
TOTALS	RPI 1-25	RPI 26-50		W-L RECORDS		RPI 51-100		RPI 101-150		RPI 150+	
11-33-0	0-0-0	0-0-0		OVERALL		0-3-0		3-16-0		8-14-0	
10-10-0	0-0-0	0-0-0		HOME		0-0-0		3-5-0		7-5-0	
1-20-0	0-0-0	0-0-0		AWAY		0-0-0		0-11-0		1-9-0	
0-3-0	0-0-0	0-0-0		NEUTRAL		0-3-0		0-0-0		0-0-0	
<hr/>											
3-14-0	0-0-0	0-0-0		NON-CONFERENCE		0-3-0		1-3-0		2-8-0	
3-2-0	0-0-0	0-0-0		HOME		0-0-0		1-1-0		2-1-0	
0-9-0	0-0-0	0-0-		AWAY		0-0-0		0-2-0		0-7-0	
0-3-0	0-0-0	0-0-0		NEUTRAL		0-3-0		0-0-0		0-0-0	
<hr/>											
8-19-0	0-0-0	0-0-0		CONFERENCE		0-0-0		2-13-0		6-6-0	
7-8-0	0-0-0	0-0-0		HOME		0-0-0		2-4-0		5-4-0	
1-11-0	0-0-0	0-0-0		AWAY		0-0-0		0-9-0		1-2-0	
0-0-0	0-0-0	0-0-0		NEUTRAL		0-0-0		0-0-0		0-0-0	
<hr/>											
RPI	S	Opponent	Score	RPI	S	Opponent	Score	RPI	S	Opponent	Score
						57 N Washington	2 3			103 A UTRGV	2 3
						57 N Washington	8 25			103 A UTRGV	1 11
						57 N Washington	1 11			103 A UTRGV	0 10
										104 A New Mexico St.	9 10
										104 A New Mexico St.	0 5
										104 A New Mexico St.	9 19
										118 A Grand Canyon	1 11
										118 A Grand Canyon	2 13
										118 A Grand Canyon	4 5
										119 A Air Force	6 9
										119 A Air Force	0 6
										119 H Air Force	5 4
										119 H Air Force	4 16
										120 H California Baptist	5 11
										120 H California Baptist	6 1
										120 H California Baptist	4 19
										133 H Sacramento St.	2 12
										133 H Sacramento St.	10 15
										133 H Sacramento St.	8 6
										164 A Portland	0 4
										164 A Portland	8 9
										164 A Portland	2 17
										164 A Portland	5 8
										228 A UC Davis	0 12
										228 A UC Davis	2 11
										228 A UC Davis	2 9
										229 A CSU Bakersfield	2 6

Non-Div. I Games: Colorado St.-Pueblo 17 7 MSU Denver 2 15 MSU Denver 6 17 Northern Colo.

RPI	S	Opponent	Score	
229	A	CSU Bakersfield	9	7
229	A	CSU Bakersfield	4	16
263	H	North Dakota St.	3	1
263	H	North Dakota St.	5	11
263	H	North Dakota St.	7	6
270	H	Utah Valley	6	9
270	H	Utah Valley	4	5
270	H	Utah Valley	11	10
277	H	Seattle U	2	5
277	H	Seattle U	10	4
277	H	Seattle U	12	6
288	H	Chicago St.	5	6
288	H	Chicago St.	15	9
288	H	Chicago St.	8	5

Northern Colo.

N
o
r
t
h
e
r
n
C
o
l
o
.

N
o
r
t
h
e
r
n
C
o
l
o
.

[illegible]

Non-Div. I Games:	Northwestern Ohio	13	3	Concordia (MI)	11	6
--------------------------	--------------------------	-----------	----------	-----------------------	-----------	----------

Eastern Mich.

RPI	S	Opponent	Score	
224	A	Western Mich.	6	7
226	N	NJIT	9	9
226	N	NJIT	4	5
226	N	NJIT	4	10
226	N	NJIT	9	10
236	A	Northern Ill.	3	6
236	A	Northern Ill.	3	4
236	A	Northern Ill.	4	9
255	H	Toledo	6	5
255	H	Toledo	6	5
255	H	Toledo	5	3
266	A	Oakland	9	10
266	H	Oakland	8	14
276	H	Bowling Green	4	7
276	H	Bowling Green	4	0
276	H	Bowling Green	3	1
278	A	Youngstown St.	4	10

Eastern Mich.

E
a
s
t
e
r
n
M
i
c
h
.

E
a
s
t
e
r
n
M
i
c
h
.

[illegible]

Non-Div. I Games:

Chicago St.

Chicago St.

Average RPI Win:	225	WON-LOST RECORD	WINNING PCT. RANK	LAST 10 GAMES	STRENGTH OF SCHEDULE	OPP. STRENGTH OF SCHEDULE	TEAM RPI	ADJ RPI	CONF. RPI	ADJ CONF. RPI					
DIV. I ONLY		11-41-0	.21154	291	1-9-0	236	246	289	.3935	289	19	19			
DIV. I NON-CONF.		6-19-0	.24	264	0-3-0	259	287	295	.38383	293	19	19			
<hr/>															
TOTALS	RPI 1-25	RPI 26-50		W-L RECORDS		RPI 51-100		RPI 101-150		RPI 150+					
11-41-0	0-0-0	0-1-0		OVERALL		0-4-0		3-14-0		8-22-0					
8-20-0	0-0-0	0-0-0		HOME		0-1-0		1-7-0		7-12-0					
3-21-0	0-0-0	0-1-0		AWAY		0-3-0		2-7-0		1-10-0					
0-0-0	0-0-0	0-0-0		NEUTRAL		0-0-0		0-0-0		0-0-0					
<hr/>															
6-19-0	0-0-0	0-1-0		NON-CONFERENCE		0-1-0		0-2-0		6-15-0					
5-11-0	0-0-0	0-0-0		HOME		0-1-0		0-2-0		5-8-0					
1-8-0	0-0-0	0-0-		AWAY		0-0-0		0-0-0		1-7-0					
0-0-0	0-0-0	0-0-0		NEUTRAL		0-0-0		0-0-0		0-0-0					
<hr/>															
5-22-0	0-0-0	0-0-0		CONFERENCE		0-3-0		3-12-0		2-7-0					
3-9-0	0-0-0	0-0-0		HOME		0-0-0		1-5-0		2-4-0					
2-13-0	0-0-0	0-0-0		AWAY		0-3-0		2-7-0		0-3-0					
0-0-0	0-0-0	0-0-0		NEUTRAL		0-0-0		0-0-0		0-0-0					
<hr/>															
RPI	S	Opponent	Score	RPI	S	Opponent	Score	RPI	S	Opponent	Score				
				41	A	Virginia	4 13	53	H	VCU	6 12	113	A	Radford	4 5
								69	A	Campbell	9 13	113	A	Radford	6 10
								69	A	Campbell	0 11	113	A	Radford	6 11
								69	A	Campbell	1 12	123	H	Winthrop	3 10
												123	H	Winthrop	3 9
												123	H	Winthrop	4 12
												134	A	Gardner-Webb	5 9
												134	A	Gardner-Webb	9 7
												134	A	Gardner-Webb	3 2
												140	H	Navy	0 4
												140	H	Navy	2 8
												146	A	High Point	7 8
												146	A	High Point	2 12
												146	A	High Point	1 3
												148	H	Presbyterian	6 5
												148	H	Presbyterian	11 13
												148	H	Presbyterian	1 10
												154	A	James Madison	1 3
												163	H	Army West Point	3 10
												163	H	Army West Point	2 12
												206	H	Albany (NY)	2 13
												206	H	Albany (NY)	9 0
												206	H	Albany (NY)	8 6
												221	A	Hawaii	4 8
												221	A	Hawaii	3 9
												221	A	Hawaii	1 9
												221	A	Hawaii	4 5
<hr/>															
				LAST 10 GAMES											
				69	A	Campbell	0 11	148	H	Presbyterian	6 5	206	H	Albany (NY)	8 6
				69	A	Campbell	9 13	140	H	Navy	0 4	221	A	Hawaii	4 8
				69	A	Campbell	1 12	140	H	Navy	2 8	221	A	Hawaii	3 9
				148	H	Presbyterian	1 10	249	H	VMI	7 14	221	A	Hawaii	1 9
				148	H	Presbyterian	11 13	234	H	USC Upstate	2 4	221	A	Hawaii	4 5

Non-Div. I Games:

Longwood

RPI	S	Opponent	Score	
234	H	USC Upstate	2	4
234	H	USC Upstate	9	13
234	H	USC Upstate	2	16
241	H	Monmouth	3	17
248	H	Charleston So.	7	6
248	H	Charleston So.	3	2
248	H	Charleston So.	3	16
249	H	VMI	7	14
257	A	George Mason	3	4
257	H	George Mason	3	4
258	A	UNC Asheville	8	11
258	A	UNC Asheville	3	14
258	A	UNC Asheville	8	11
261	A	Norfolk St.	5	3
261	H	Norfolk St.	4	10
269	A	N.C. Central	6	9
298	H	UMES	4	3
298	H	UMES	6	1
298	H	UMES	4	2
298	H	UMES	0	3

Longwood

L
o
n
g
w
o
o
d

L
o
n
g
w
o
o
d

[illegible]

Non-Div. I Games:

Alabama A&M

RPI	S	Opponent	Score	
295	A	Alcorn	4	8
295	A	Alcorn	9	10
295	H	Alcorn	1	4
295	H	Alcorn	11	2
295	H	Alcorn	7	5
296	A	Mississippi Val.	1	0
296	A	Mississippi Val.	9	5
296	A	Mississippi Val.	1	0
296	H	Mississippi Val.	6	0
296	H	Mississippi Val.	6	2
296	H	Mississippi Val.	11	6
297	H	Purdue Fort Wayne	5	6
297	H	Purdue Fort Wayne	8	9
297	H	Purdue Fort Wayne	2	10
297	H	Purdue Fort Wayne	4	5

Alabama A&M

A
l
a
b
a
m
a
A
&
M

A
l
a
b
a
m
a
A
&
M

Average RPI Win:	250	WON-LOST RECORD	WINNING PCT. RANK	LAST 10 GAMES	STRENGTH OF SCHEDULE	OPP. STRENGTH OF SCHEDULE	TEAM RPI	ADJ RPI	CONF. RPI	ADJ CONF. RPI					
DIV. I ONLY		15-37-1	.29245	273	3-7-0	286	287	292	.38414	291	29				
DIV. I NON-CONF.		6-22-1	.22414	271	0-1-0	279	291	297	.36674	297	29				
<hr/>															
TOTALS	RPI 1-25	RPI 26-50		W-L RECORDS		RPI 51-100		RPI 101-150		RPI 150+					
15-37-1	0-0-0	0-0-0		OVERALL		0-3-0		1-2-1		14-32-0					
10-16-1	0-0-0	0-0-0		HOME		0-0-0		1-0-1		9-16-0					
4-19-0	0-0-0	0-0-0		AWAY		0-3-0		0-2-0		4-14-0					
1-2-0	0-0-0	0-0-0		NEUTRAL		0-0-0		0-0-0		1-2-0					
<hr/>															
6-22-1	0-0-0	0-0-0		NON-CONFERENCE		0-0-0		1-2-1		5-20-0					
5-9-1	0-0-0	0-0-0		HOME		0-0-0		1-0-1		4-9-0					
0-11-0	0-0-0	0-0-		AWAY		0-0-0		0-2-0		0-9-0					
1-2-0	0-0-0	0-0-0		NEUTRAL		0-0-0		0-0-0		1-2-0					
<hr/>															
9-15-0	0-0-0	0-0-0		CONFERENCE		0-3-0		0-0-0		9-12-0					
5-7-0	0-0-0	0-0-0		HOME		0-0-0		0-0-0		5-7-0					
4-8-0	0-0-0	0-0-0		AWAY		0-3-0		0-0-0		4-5-0					
0-0-0	0-0-0	0-0-0		NEUTRAL		0-0-0		0-0-0		0-0-0					
<hr/>															
RPI	S	Opponent	Score	RPI	S	Opponent	Score	RPI	S	Opponent	Score				
				95 A Bryant				11	12	106 A St. John's (NY)		4	11		
				95 A Bryant				6	19	106 H St. John's (NY)		5	4		
				95 A Bryant				0	13	120 A California Baptist		1	5		
												149 H Dayton		3	3
												162 H Fordham		10	22
												163 N Army West Point		10	5
												179 H Seton Hall		6	5
												179 H Seton Hall		5	10
												179 H Seton Hall		1	8
												184 A Penn		5	18
												184 A Penn		4	8
												184 H Penn		5	8
												184 H Penn		2	16
												206 A Albany (NY)		2	8
												212 A Central Conn. St.		3	17
												212 A Central Conn. St.		4	8
												212 A Central Conn. St.		5	8
												229 A CSU Bakersfield		4	9
												229 A CSU Bakersfield		2	17
												229 A CSU Bakersfield		2	12
								229 A CSU Bakersfield		4	5				
								235 H Manhattan		2	12				
								246 A Sacred Heart		13	3				
								246 A Sacred Heart		7	3				
								246 A Sacred Heart		8	6				
								246 H Sacred Heart		6	13				
								246 H Sacred Heart		6	5				

Non-Div. I Games:

Fairleigh Dickinson

RPI	S	Opponent	Score	
246	H	Sacred Heart	5	12
250	H	Wagner	3	10
250	H	Wagner	5	14
250	H	Wagner	2	10
251	H	LIU Brooklyn	8	13
251	H	LIU Brooklyn	3	5
251	H	LIU Brooklyn	17	2
256	A	La Salle	9	19
260	N	Dartmouth	1	6
260	N	Dartmouth	3	4
273	A	Lehigh	3	8
273	H	Lehigh	6	20
284	H	Iona	3	5
294	A	Mt. St. Mary's	12	9
294	A	Mt. St. Mary's	3	11
294	A	Mt. St. Mary's	7	15
294	H	Mt. St. Mary's	14	7
294	H	Mt. St. Mary's	14	8
294	H	Mt. St. Mary's	11	10
299	H	Saint Peter's	1	5
299	H	Saint Peter's	18	8
299	H	Saint Peter's	9	1
299	H	Saint Peter's	6	0

Fairleigh Dickinson

F
a
i
r
l
e
i
g
h
D
i
c
k
i
n
s
o
n

F
a
i
r
l
e
i
g
h
D
i
c
k
i
n
s
o
n

[illegible]

Non-Div. I Games:

Ark.-Pine Bluff

RPI	S	Opponent	Score	
244	A	Texas Southern	6	4
244	A	Texas Southern	3	13
244	H	Texas Southern	6	9
244	H	Texas Southern	14	2
244	H	Texas Southern	3	6
264	N	Alabama St.	12	23
267	N	Jackson St.	4	14
290	A	Alabama A&M	13	12
290	A	Alabama A&M	7	3
290	A	Alabama A&M	2	6
293	A	Prairie View	2	9
293	A	Prairie View	17	2
293	A	Prairie View	7	9
293	H	Prairie View	3	4
293	H	Prairie View	8	11
295	N	Alcorn	9	10

Ark.-Pine Bluff

A
r
k
.
-
P
i
n
e
B
l
u
f
f

A
r
k
.
-
P
i
n
e
B
l
u
f
f

Average RPI Win:	264	WON-LOST RECORD	WINNING PCT. RANK	LAST 10 GAMES	STRENGTH OF SCHEDULE	OPP. STRENGTH OF SCHEDULE	TEAM RPI	ADJ RPI	CONF. RPI	ADJ CONF. RPI				
DIV. I ONLY		12-33-0	.26667	278	2-8-0	275	286	291	.37784	293	31	31		
DIV. I NON-CONF.		0-14-0	0	298	0-2-0	92	198	291	.37687	295	30	30		
<hr/>														
TOTALS	RPI 1-25	RPI 26-50		W-L RECORDS		RPI 51-100		RPI 101-150		RPI 150+				
12-33-0	0-1-0	0-0-0		OVERALL		0-2-0		0-4-0		12-26-0				
6-12-0	0-0-0	0-0-0		HOME		0-0-0		0-1-0		6-11-0				
4-15-0	0-1-0	0-0-0		AWAY		0-0-0		0-3-0		4-11-0				
2-6-0	0-0-0	0-0-0		NEUTRAL		0-2-0		0-0-0		2-4-0				
<hr/>														
0-14-0	0-1-0	0-0-0		NON-CONFERENCE		0-2-0		0-4-0		0-7-0				
0-3-0	0-0-0	0-0-0		HOME		0-0-0		0-1-0		0-2-0				
0-8-0	0-1-0	0-0-		AWAY		0-0-0		0-3-0		0-4-0				
0-3-0	0-0-0	0-0-0		NEUTRAL		0-2-0		0-0-0		0-1-0				
<hr/>														
12-19-0	0-0-0	0-0-0		CONFERENCE		0-0-0		0-0-0		12-19-0				
6-9-0	0-0-0	0-0-0		HOME		0-0-0		0-0-0		6-9-0				
4-7-0	0-0-0	0-0-0		AWAY		0-0-0		0-0-0		4-7-0				
2-3-0	0-0-0	0-0-0		NEUTRAL		0-0-0		0-0-0		2-3-0				
<hr/>														
RPI	S	Opponent	Score		RPI	S	Opponent	Score		RPI	S	Opponent	Score	
14	A	Texas A&M	1	9						89	N	Central Mich.	3	12
										89	N	Central Mich.	2	15
										101	A	McNeese	1	4
										109	A	Incarnate Word	3	16
										109	H	Incarnate Word	3	14
										143	A	Rice	5	25
										160	A	A&M-Corpus Christi	5	8
										160	H	A&M-Corpus Christi	9	17
										171	H	SFA	5	8
										199	N	Eastern Ky.	1	11
										203	A	Southern U.	5	8
										203	A	Southern U.	10	6
										203	A	Southern U.	4	26
										203	H	Southern U.	4	6
										203	H	Southern U.	8	12
										203	H	Southern U.	12	2
										210	A	Lamar University	6	7
										220	A	Houston Baptist	5	21
										220	A	Houston Baptist	3	10
										230	A	Grambling	4	8
										230	A	Grambling	4	7
										230	A	Grambling	10	7
										230	H	Grambling	1	9
										230	H	Grambling	18	15
										230	H	Grambling	11	13
										230	N	Grambling	8	9
										244	A	Texas Southern	4	10
										244	A	Texas Southern	3	14
										244	A	Texas Southern	0	7
<hr/>														
Non-Div. I Games:	Huston-Tillotson	9	3	Texas Col.	13	12	Jarvis Christian	4	10	Texas Col.	9	4		
	Jarvis Christian	14	7	Houston-Victoria	10	9	Houston-Victoria	4	7	Huston-Tillotson	12	7		

RPI	S	Opponent	Score	
244	H	Texas Southern	5	3
244	H	Texas Southern	2	34
244	H	Texas Southern	5	7
264	N	Alabama St.	9	10
264	N	Alabama St.	4	11
292	A	Ark.-Pine Bluff	11	8
292	A	Ark.-Pine Bluff	4	3
292	H	Ark.-Pine Bluff	9	7
292	H	Ark.-Pine Bluff	2	17
292	H	Ark.-Pine Bluff	9	2
295	H	Alcorn	12	6
295	H	Alcorn	1	12
295	H	Alcorn	9	11
295	N	Alcorn	10	3
295	N	Alcorn	4	1

Prairie View

P
r
a
i
r
i
e
V
i
e
w

P
r
a
i
r
i
e
V
i
e
w

[illegible]

Non-Div. I Games:

Mt. St. Mary's

RPI	S	Opponent	Score	
273	N	Lehigh	5	10
273	N	Lehigh	8	6
273	N	Lehigh	4	9
274	N	St. Bonaventure	2	6
274	N	St. Bonaventure	5	4
280	N	Villanova	19	16
281	H	Bucknell	16	7
288	N	Chicago St.	3	5
288	N	Chicago St.	9	3
291	A	Fairleigh Dickinson	10	11
291	A	Fairleigh Dickinson	8	14
291	A	Fairleigh Dickinson	7	14
291	H	Fairleigh Dickinson	15	7
291	H	Fairleigh Dickinson	9	12
291	H	Fairleigh Dickinson	11	3
298	A	UMES	6	7
298	A	UMES	16	5
298	H	UMES	12	15
298	H	UMES	3	4

Mt. St. Mary's

M
t
.
S
t
.
M
a
r
y
'
s

M
t
.
S
t
.
M
a
r
y
'
s

Average RPI Win: 280		WON-LOST RECORD	WINNING PCT. RANK	LAST 10 GAMES	STRENGTH OF SCHEDULE	OPP. STRENGTH OF SCHEDULE	TEAM RPI	ADJ RPI		CONF. RPI	ADJ CONF. RPI
Average RPI Loss: 244											
DIV. I ONLY		12-31-0	.27907 276	3-7-0	299	298	295	.37071	295	31	31
DIV. I NON-CONF.		2-7-0	.22222 272	0-1-0	213	241	246	.44553	246	30	30
<hr/>											
TOTALS		RPI 1-25	RPI 26-50		W-L RECORDS		RPI 51-100		RPI 101-150		RPI 150+
12-31-0		0-0-0	0-0-0		OVERALL		0-1-0		0-2-0		12-28-0
3-8-0		0-0-0	0-0-0		HOME		0-0-0		0-0-0		3-8-0
8-19-0		0-0-0	0-0-0		AWAY		0-1-0		0-2-0		8-16-0
1-4-0		0-0-0	0-0-0		NEUTRAL		0-0-0		0-0-0		1-4-0
2-7-0		0-0-0	0-0-0		NON-CONFERENCE		0-1-0		0-2-0		2-4-0
0-0-0		0-0-0	0-0-0		HOME		0-0-0		0-0-0		0-0-0
2-7-0		0-0-0	0-0-		AWAY		0-1-0		0-2-0		2-4-0
0-0-0		0-0-0	0-0-0		NEUTRAL		0-0-0		0-0-0		0-0-0
10-24-0		0-0-0	0-0-0		CONFERENCE		0-0-0		0-0-0		10-24-0
3-8-0		0-0-0	0-0-0		HOME		0-0-0		0-0-0		3-8-0
6-12-0		0-0-0	0-0-0		AWAY		0-0-0		0-0-0		6-12-0
1-4-0		0-0-0	0-0-0		NEUTRAL		0-0-0		0-0-0		1-4-0
RPI S	Opponent	Score	RPI S	Opponent	Score	RPI S	Opponent	Score	RPI S	Opponent	Score
						79 A	Southeastern La.	3 13	101 A	McNeese	1 8
									137 A	La.-Monroe	4 11
									190 A	Nicholls St.	1 10
									190 A	Nicholls St.	5 25
									203 A	Southern U.	1 11
									203 N	Southern U.	9 12
									230 A	Grambling	7 8
									230 H	Grambling	7 14
									230 N	Grambling	4 14
									240 A	Florida A&M	7 11
									240 A	Florida A&M	5 4
									240 A	Florida A&M	8 7
									240 A	Florida A&M	7 8
									264 A	Alabama St.	2 21
									264 A	Alabama St.	1 13
									264 A	Alabama St.	6 14
									264 A	Alabama St.	15 23
									264 H	Alabama St.	5 10
									264 H	Alabama St.	6 10
									267 A	Jackson St.	4 9
									267 A	Jackson St.	1 13
									267 A	Jackson St.	18 4
									267 H	Jackson St.	6 13
									267 H	Jackson St.	8 16
									267 H	Jackson St.	5 2
									290 A	Alabama A&M	4 1
									290 A	Alabama A&M	2 11
									230 H	Grambling	7 14
LAST 10 GAMES											
			293 N	Prairie View	1 4	137 A	La.-Monroe	4 11	267 H	Jackson St.	6 13
			230 N	Grambling	4 14	296 A	Mississippi Val.	14 12	267 H	Jackson St.	8 16
			267 H	Jackson St.	5 2	296 A	Mississippi Val.	7 6	267 H	Jackson St.	5 2
			267 H	Jackson St.	8 16	296 A	Mississippi Val.	2 3	290 A	Alabama A&M	4 1
			267 H	Jackson St.	6 13	230 H	Grambling	7 14	290 A	Alabama A&M	2 11

Non-Div. I Games: Tougaloo 12 4 Tougaloo 6 4

Alcorn

RPI	S	Opponent	Score	
290	A	Alabama A&M	5	7
290	H	Alabama A&M	10	9
290	H	Alabama A&M	8	4
292	N	Ark.-Pine Bluff	10	9
293	A	Prairie View	6	12
293	A	Prairie View	12	1
293	A	Prairie View	11	9
293	N	Prairie View	3	10
293	N	Prairie View	1	4
296	A	Mississippi Val.	14	12
296	A	Mississippi Val.	7	6
296	A	Mississippi Val.	2	3
296	H	Mississippi Val.	5	15
296	H	Mississippi Val.	2	9
296	H	Mississippi Val.	2	14

Alcorn

A
l
c
o
r
n

A
l
c
o
r
n

Average RPI Win: 285		WON-LOST	WINNING	LAST 10	STRENGTH OF		OPP. STRENGTH	TEAM	ADJ	CONF.	ADJ CONF.				
Average RPI Loss: 227		RECORD	PCT. RANK	GAMES	SCHEDULE		OF SCHEDULE	RPI	RPI	RPI	RPI				
DIV. I ONLY		6-25-0	.19355	294	2-8-0		294	299	296	.35918	296				
DIV. I NON-CONF.		0-7-0	0	298	0		46	55	280	.404	280				
TOTALS		RPI 1-25	RPI 26-50		W-L RECORDS		RPI 51-100		RPI 101-150		RPI 150+				
6-25-0		0-1-0	0-0-0		OVERALL		0-1-0		0-3-0		6-20-0				
2-9-0		0-0-0	0-0-0		HOME		0-0-0		0-0-0		2-9-0				
4-16-0		0-1-0	0-0-0		AWAY		0-1-0		0-3-0		4-11-0				
0-0-0		0-0-0	0-0-0		NEUTRAL		0-0-0		0-0-0		0-0-0				
0-7-0		0-1-0	0-0-0		NON-CONFERENCE		0-1-0		0-3-0		0-2-0				
0-0-0		0-0-0	0-0-0		HOME		0-0-0		0-0-0		0-0-0				
0-7-0		0-1-0	0-0-		AWAY		0-1-0		0-3-0		0-2-0				
0-0-0		0-0-0	0-0-0		NEUTRAL		0-0-0		0-0-0		0-0-0				
6-18-0		0-0-0	0-0-0		CONFERENCE		0-0-0		0-0-0		6-18-0				
2-9-0		0-0-0	0-0-0		HOME		0-0-0		0-0-0		2-9-0				
4-9-0		0-0-0	0-0-0		AWAY		0-0-0		0-0-0		4-9-0				
0-0-0		0-0-0	0-0-0		NEUTRAL		0-0-0		0-0-0		0-0-0				
RPI	S	Opponent	Score		RPI	S	Opponent	Score		RPI	S	Opponent	Score		
4	A	Mississippi St.	5	18						51	A	Louisiana Tech	1	21	
										108	A	Northwestern St.	0	9	
										108	A	Northwestern St.	0	11	
										125	A	Memphis	1	8	
										167	A	Arkansas St.	2	4	
										167	A	Arkansas St.	0	10	
										230	A	Grambling	7	9	
										264	A	Alabama St.	3	13	
										264	A	Alabama St.	12	11	
										264	A	Alabama St.	6	12	
										264	H	Alabama St.	4	5	
										264	H	Alabama St.	2	12	
										267	A	Jackson St.	3	19	
										267	A	Jackson St.	2	5	
										267	A	Jackson St.	2	12	
										267	H	Jackson St.	2	0	
										267	H	Jackson St.	1	11	
										267	H	Jackson St.	3	13	
										290	A	Alabama A&M	6	11	
										290	A	Alabama A&M	2	6	
										290	A	Alabama A&M	0	6	
										290	H	Alabama A&M	0	1	
										290	H	Alabama A&M	0	1	
										290	H	Alabama A&M	5	9	
										295	A	Alcorn	14	2	
										295	A	Alcorn	9	2	
										295	A	Alcorn	15	5	
										295	H	Alcorn	3	2	
Non-Div. I Games:				Delta St.	6	12	Tougaloo	1	0	Tougaloo	13	9	Delta St.	0	8
Mississippi Val.															

RPI	S	Opponent	Score	
295	H	Alcorn	12	14
295	H	Alcorn	6	7

Mississippi Val.

M
i
s
s
i
s
s
i
p
p
i
V
a
l
.

M
i
s
s
i
s
s
i
p
p
i
V
a
l
.

Average RPI Win:	278	WON-LOST RECORD	WINNING PCT. RANK	LAST 10 GAMES	STRENGTH OF SCHEDULE	OPP. STRENGTH OF SCHEDULE	TEAM RPI	ADJ RPI	CONF. RPI	ADJ CONF. RPI			
Average RPI Loss:	223												
DIV. I ONLY	6-45-0	.11765	298	2-8-0	273	294	297	.35758	297	27	27		
DIV. I NON-CONF.	4-17-0	.19048	283	0-2-0	286	299	293	.38457	292	28	28		
<hr/>													
TOTALS	RPI 1-25	RPI 26-50		W-L RECORDS		RPI 51-100		RPI 101-150		RPI 150+			
6-45-0	0-0-0	0-0-0		OVERALL		0-0-0		0-3-0		6-42-0			
1-16-0	0-0-0	0-0-0		HOME		0-0-0		0-0-0		1-16-0			
5-29-0	0-0-0	0-0-0		AWAY		0-0-0		0-3-0		5-26-0			
0-0-0	0-0-0	0-0-0		NEUTRAL		0-0-0		0-0-0		0-0-0			
4-17-0	0-0-0	0-0-0		NON-CONFERENCE		0-0-0		0-3-0		4-14-0			
0-2-0	0-0-0	0-0-0		HOME		0-0-0		0-0-0		0-2-0			
4-15-0	0-0-0	0-0-		AWAY		0-0-0		0-3-0		4-12-0			
0-0-0	0-0-0	0-0-0		NEUTRAL		0-0-0		0-0-0		0-0-0			
2-28-0	0-0-0	0-0-0		CONFERENCE		0-0-0		0-0-0		2-28-0			
1-14-0	0-0-0	0-0-0		HOME		0-0-0		0-0-0		1-14-0			
1-14-0	0-0-0	0-0-0		AWAY		0-0-0		0-0-0		1-14-0			
0-0-0	0-0-0	0-0-0		NEUTRAL		0-0-0		0-0-0		0-0-0			
RPI	S	Opponent	Score	RPI	S	Opponent	Score	RPI	S	Opponent	Score		
								115	A	Ball St.	11	12	
								115	A	Ball St.	6	11	
								149	A	Dayton	3	9	
								176	A	South Dakota St.	2	12	
								176	A	South Dakota St.	4	7	
								176	A	South Dakota St.	0	8	
								176	H	South Dakota St.	4	5	
								176	H	South Dakota St.	2	12	
								176	H	South Dakota St.	0	8	
								204	A	Oral Roberts	5	7	
								204	A	Oral Roberts	4	20	
								204	A	Oral Roberts	3	13	
								204	H	Oral Roberts	2	25	
								204	H	Oral Roberts	0	10	
								204	H	Oral Roberts	0	14	
								209	A	Omaha	1	6	
								209	A	Omaha	4	11	
								209	A	Omaha	0	26	
								209	H	Omaha	2	4	
								209	H	Omaha	2	13	
								209	H	Omaha	0	5	
				LAST 10 GAMES				218	A	Purdue	2	11	
				245	H	Western Ill.	3	13	263	A	North Dakota St.	7	20
				245	H	Western Ill.	1	4	263	A	North Dakota St.	6	5
				245	H	Western Ill.	8	6	276	A	Bowling Green	1	3
				255	A	Toledo	8	13	176	A	South Dakota St.	2	12
				263	A	North Dakota St.	9	11	176	A	South Dakota St.	4	7
								243	A	Butler	3	18	
								243	A	Butler	0	16	
								243	A	Butler	1	7	
								245	A	Western Ill.	0	10	
								245	A	Western Ill.	4	14	

Non-Div. I Games: Goshen 11 9

Purdue Fort Wayne

RPI	S	Opponent	Score	
245	A	Western Ill.	2	4
245	H	Western Ill.	3	13
245	H	Western Ill.	1	4
245	H	Western Ill.	8	6
255	A	Toledo	8	13
255	H	Toledo	7	11
259	A	Southeast Mo. St.	4	12
259	A	Southeast Mo. St.	1	14
259	A	Southeast Mo. St.	1	10
263	A	North Dakota St.	7	20
263	A	North Dakota St.	9	11
263	A	North Dakota St.	6	5
263	H	North Dakota St.	0	7
263	H	North Dakota St.	8	17
263	H	North Dakota St.	4	5
264	A	Alabama St.	9	10
264	A	Alabama St.	7	14
264	A	Alabama St.	1	7
276	A	Bowling Green	1	3
276	H	Bowling Green	4	10
290	A	Alabama A&M	10	2
290	A	Alabama A&M	9	8
290	A	Alabama A&M	5	4
290	A	Alabama A&M	6	5

Purdue Fort Wayne
n
e

P
u
r
d
u
e
F
o
r
t
W
a
y
n
e

UMES

Average RPI Win: 267		WON-LOST RECORD	WINNING PCT. RANK		LAST 10 GAMES	STRENGTH OF SCHEDULE	OPP. STRENGTH OF SCHEDULE	TEAM RPI	ADJ RPI		CONF. RPI	ADJ CONF. RPI
Average RPI Loss: 242												
DIV. I ONLY		10-44-0	.18519	295	0-10-0	291	297	298	.35752	298	30	30
DIV. I NON-CONF.		6-24-0	.2	281	0-4-0	283	295	296	.37082	296	31	31
TOTALS		RPI 1-25		RPI 26-50		W-L RECORDS		RPI 51-100		RPI 101-150		RPI 150+
10-44-0		0-0-0		0-0-0		OVERALL		0-0-0		0-2-0		10-42-0
6-16-0		0-0-0		0-0-0		HOME		0-0-0		0-0-0		6-16-0
4-26-0		0-0-0		0-0-0		AWAY		0-0-0		0-2-0		4-24-0
0-2-0		0-0-0		0-0-0		NEUTRAL		0-0-0		0-0-0		0-2-0
6-24-0		0-0-0		0-0-0		NON-CONFERENCE		0-0-0		0-2-0		6-22-0
3-7-0		0-0-0		0-0-0		HOME		0-0-0		0-0-0		3-7-0
3-15-0		0-0-0		0-0-		AWAY		0-0-0		0-2-0		3-13-0
0-2-0		0-0-0		0-0-0		NEUTRAL		0-0-0		0-0-0		0-2-0
4-20-0		0-0-0		0-0-0		CONFERENCE		0-0-0		0-0-0		4-20-0
3-9-0		0-0-0		0-0-0		HOME		0-0-0		0-0-0		3-9-0
1-11-0		0-0-0		0-0-0		AWAY		0-0-0		0-0-0		1-11-0
0-0-0		0-0-0		0-0-0		NEUTRAL		0-0-0		0-0-0		0-0-0
RPI	S	Opponent	Score	RPI	S	Opponent	Score	RPI	S	Opponent	Score	
										137 A Wofford	5	13
										137 A Wofford	0	9
										162 H Fordham	1	4
										162 H Fordham	2	7
										162 H Fordham	1	2
										162 H Fordham	6	4
										187 A Pittsburgh	0	11
										187 A Pittsburgh	2	26
										199 A Eastern Ky.	1	5
										199 A Eastern Ky.	1	16
										199 N Eastern Ky.	8	27
										199 N Eastern Ky.	4	6
										216 A George Washington	3	15
										233 A Delaware	2	8
										241 H Monmouth	0	3
										241 H Monmouth	3	11
										247 A Georgetown	5	13
										247 A Georgetown	2	4
										256 A La Salle	4	13
										261 A Norfolk St.	4	20
										261 A Norfolk St.	5	24
										261 A Norfolk St.	8	12
										261 H Norfolk St.	5	6
										261 H Norfolk St.	2	3
										261 H Norfolk St.	6	9
										261 H Norfolk St.	18	14
										261 H Norfolk St.	3	2
LAST 10 GAMES												

Non-Div. I Games:

UMES

RPI	S	Opponent	Score	
261	H	Norfolk St.	1	7
262	A	UMBC	1	6
268	A	Coppin St.	4	14
268	A	Coppin St.	2	9
268	A	Coppin St.	5	17
268	A	Coppin St.	2	12
268	A	Coppin St.	7	9
268	A	Coppin St.	7	11
268	H	Coppin St.	3	2
268	H	Coppin St.	4	5
268	H	Coppin St.	1	8
272	A	Delaware St.	5	11
272	A	Delaware St.	5	15
272	A	Delaware St.	12	8
272	H	Delaware St.	2	9
272	H	Delaware St.	2	6
272	H	Delaware St.	5	10
273	H	Lehigh	1	13
273	H	Lehigh	5	1
289	A	Longwood	3	0
289	A	Longwood	1	6
289	A	Longwood	2	4
289	A	Longwood	3	4
294	A	Mt. St. Mary's	15	12
294	A	Mt. St. Mary's	4	3
294	H	Mt. St. Mary's	5	16
294	H	Mt. St. Mary's	7	6

UMES

UMES

Average RPI Win:	275	WON-LOST RECORD	WINNING PCT. RANK	LAST 10 GAMES	STRENGTH OF SCHEDULE	OPP. STRENGTH OF SCHEDULE	TEAM RPI	ADJ RPI	CONF. RPI	ADJ CONF. RPI	
DIV. I ONLY		5-46-0	.09804 299	1-9-0	262	291	299	.35085 299	28	28	
DIV. I NON-CONF.		2-25-0	.07407 294	0-1-0	247	297	299	.35695 299	27	27	
<hr/>											
TOTALS	RPI 1-25	RPI 26-50		W-L RECORDS		RPI 51-100		RPI 101-150		RPI 150+	
5-46-0	0-0-0	0-0-0		OVERALL		0-2-0		0-4-0		5-40-0	
4-15-0	0-0-0	0-0-0		HOME		0-0-0		0-0-0		4-15-0	
1-26-0	0-0-0	0-0-0		AWAY		0-0-0		0-4-0		1-22-0	
0-5-0	0-0-0	0-0-0		NEUTRAL		0-2-0		0-0-0		0-3-0	
<hr/>											
2-25-0	0-0-0	0-0-0		NON-CONFERENCE		0-2-0		0-1-0		2-22-0	
1-6-0	0-0-0	0-0-0		HOME		0-0-0		0-0-0		1-6-0	
1-14-0	0-0-0	0-0-		AWAY		0-0-0		0-1-0		1-13-0	
0-5-0	0-0-0	0-0-0		NEUTRAL		0-2-0		0-0-0		0-3-0	
<hr/>											
3-21-0	0-0-0	0-0-0		CONFERENCE		0-0-0		0-3-0		3-18-0	
3-9-0	0-0-0	0-0-0		HOME		0-0-0		0-0-0		3-9-0	
0-12-0	0-0-0	0-0-0		AWAY		0-0-0		0-3-0		0-9-0	
0-0-0	0-0-0	0-0-0		NEUTRAL		0-0-0		0-0-0		0-0-0	
<hr/>											
RPI S	Opponent	Score	RPI S	Opponent	Score	RPI S	Opponent	Score	RPI S	Opponent	Score
						89 N	Central Mich.	2 21	106 A	St. John's (NY)	5 7
						89 N	Central Mich.	4 14	139 A	Marist	1 20
						139 A Marist 2 6					
						139 A Marist 4 6					
						162 H Fordham 5 8					
						179 H Seton Hall 1 8					
						183 A Canisius 3 6					
						183 A Canisius 5 10					
						183 A Canisius 5 7					
						187 N Pittsburgh 7 17					
						195 H Fairfield 2 8					
						195 H Fairfield 2 7					
						195 H Fairfield 1 17					
						196 A Quinnipiac 0 2					
						196 A Quinnipiac 4 5					
						196 A Quinnipiac 0 13					
						205 N Hofstra 9 14					
						206 H Albany (NY) 7 9					
						212 A Central Conn. St. 4 12					
						212 A Central Conn. St. 3 5					
						212 A Central Conn. St. 6 9					
						216 A George Washington 0 20					
						216 A George Washington 0 9					
						216 A George Washington 5 7					
						226 H NJIT 11 18					
						226 H NJIT 11 18					
						226 H NJIT 2 6					
						235 A Manhattan 7 15					
						235 A Manhattan 7 15					
						235 A Manhattan 7 15					

Non-Div. I Games:

Saint Peter's

RPI	S	Opponent	Score	
235	A	Manhattan	2	15
235	A	Manhattan	6	7
241	H	Monmouth	4	18
241	H	Monmouth	1	27
241	H	Monmouth	3	0
243	N	Butler	7	21
250	A	Wagner	3	13
250	H	Wagner	6	17
256	A	La Salle	4	14
256	A	La Salle	7	24
273	A	Lehigh	5	13
273	H	Lehigh	8	6
284	H	Iona	4	6
284	H	Iona	4	9
284	H	Iona	12	7
285	H	Rider	7	6
285	H	Rider	0	7
285	H	Rider	3	14
291	A	Fairleigh Dickinson	8	18
291	A	Fairleigh Dickinson	5	1
291	A	Fairleigh Dickinson	1	9
291	A	Fairleigh Dickinson	0	6

Saint Peter's

S
a
i
n
t
P
e
t
e
r
'
s

S
a
i
n
t
P
e
t
e
r
'
s