

Average RPI Win: 79		WON-LOST	WINNING	LAST 10	STRENGTH OF		OPP. STRENGTH	TEAM	ADJ	CONF.	ADJ CONF.
Average RPI Loss: 28		RECORD	PCT. RANK	GAMES	SCHEDULE		OF SCHEDULE	RPI	RPI	RPI	RPI
DIV. I ONLY		42-10-0	.80769	5	9-1-0		2	10	1	.63778	1
DIV. I NON-CONF.		22-3-0	.88	4	3-0-0		42	103	3	.61434	3
TOTALS		RPI 1-25	RPI 26-50		W-L RECORDS		RPI 51-100		RPI 101-150		RPI 150+
42-10-0		14-8-0	8-0-0		OVERALL		7-1-0		4-1-0		9-0-0
28-5-0		11-4-0	4-0-0		HOME		4-0-0		3-1-0		6-0-0
10-4-0		3-4-0	3-0-0		AWAY		3-0-0		0-0-0		1-0-0
4-1-0		0-0-0	1-0-0		NEUTRAL		0-1-0		1-0-0		2-0-0
22-3-0		3-1-0	2-0-0		NON-CONFERENCE		4-1-0		4-1-0		9-0-0
16-2-0		2-1-0	1-0-0		HOME		4-0-0		3-1-0		6-0-0
2-0-0		1-0-0	0-0-		AWAY		0-0-0		0-0-0		1-0-0
4-1-0		0-0-0	1-0-0		NEUTRAL		0-1-0		1-0-0		2-0-0
20-7-0		11-7-0	6-0-0		CONFERENCE		3-0-0		0-0-0		0-0-0
12-3-0		9-3-0	3-0-0		HOME		0-0-0		0-0-0		0-0-0
8-4-0		2-4-0	3-0-0		AWAY		3-0-0		0-0-0		0-0-0
0-0-0		0-0-0	0-0-0		NEUTRAL		0-0-0		0-0-0		0-0-0
RPI S	Opponent	Score	RPI S	Opponent	Score	RPI S	Opponent	Score	RPI S	Opponent	Score
5 A	Georgia	1 3	30 H	Indiana St.	7 1	61 H	Pepperdine	6 2	106 H	Austin Peay	6 7
5 A	Georgia	3 8	33 H	Florida	15 2	61 H	Pepperdine	6 3	110 N	Cal St. Fullerton	14 9
5 A	Georgia	3 2	33 H	Florida	5 0	76 A	South Carolina	9 3	146 H	Dayton	11 3
6 H	Arkansas	12 14	33 H	Florida	14 4	76 A	South Carolina	6 2	146 H	Dayton	5 1
6 H	Arkansas	12 2	40 A	Alabama	7 4	76 A	South Carolina	22 11	146 H	Dayton	2 0
6 H	Arkansas	3 2	40 A	Alabama	13 5	77 N	TCU	2 10	154 N	Lipscomb	15 1
7 A	Louisville	6 2	40 A	Alabama	2 0	85 H	Samford	11 6	156 H	Western Ky.	5 4
10 H	Tennessee	6 7	44 N	Virginia	15 9	90 H	Evansville	5 4	161 H	ETSU	12 4
10 H	Tennessee	10 4							163 H	Davidson	24 2
10 H	Tennessee	4 2							200 N	Belmont	3 0
13 A	Texas A&M	7 8							220 A	Middle Tenn.	15 3
13 A	Texas A&M	7 4							220 H	Middle Tenn.	5 2
13 A	Texas A&M	0 7							222 H	Tennessee Tech	21 10
15 H	Missouri	2 5							255 H	Southeast Mo. St.	11 3
15 H	Missouri	7 2									
15 H	Missouri	5 2									
20 H	Auburn	5 2									
20 H	Auburn	9 5									
20 H	Auburn	12 6									
25 H	Illinois St.	10 4									
25 H	Illinois St.	9 1									
25 H	Illinois St.	3 7									
LAST 10 GAMES											
220 H	Middle Tenn.	5 2	76 A	South Carolina	6 2						
15 H	Missouri	7 2	76 A	South Carolina	9 3						
15 H	Missouri	2 5	76 A	South Carolina	22 11						
15 H	Missouri	5 2	222 H	Tennessee Tech	21 10						
7 A	Louisville	6 2	20 H	Auburn	9 5						

Non-Div. I Games:

Vanderbilt

Average RPI Win:		97	WON-LOST RECORD		WINNING PCT. RANK	LAST 10 GAMES		STRENGTH OF SCHEDULE		OPP. STRENGTH OF SCHEDULE	TEAM RPI	ADJ RPI	CONF. RPI	ADJ CONF. RPI
Average RPI Loss:		18												
DIV. I ONLY			43-10-0		.81132	3		29		8	3	.62537	3	1
DIV. I NON-CONF.			24-1-0		.96	1		202		137	9	.60072	9	1
TOTALS		RPI 1-25	RPI 26-50		W-L RECORDS		RPI 51-100		RPI 101-150		RPI 150+			
43-10-0		12-8-0	11-2-0		OVERALL		5-0-0		3-0-0		12-0-0			
30-4-0		7-3-0	5-1-0		HOME		3-0-0		3-0-0		12-0-0			
10-6-0		4-5-0	5-1-0		AWAY		1-0-0		0-0-0		0-0-0			
3-0-0		1-0-0	1-0-0		NEUTRAL		1-0-0		0-0-0		0-0-0			
24-1-0		2-0-0	2-1-0		NON-CONFERENCE		5-0-0		3-0-0		12-0-0			
21-1-0		1-0-0	2-1-0		HOME		3-0-0		3-0-0		12-0-0			
1-0-0		0-0-0	0-0-0		AWAY		1-0-0		0-0-0		0-0-0			
2-0-0		1-0-0	0-0-0		NEUTRAL		1-0-0		0-0-0		0-0-0			
19-9-0		10-8-0	9-1-0		CONFERENCE		0-0-0		0-0-0		0-0-0			
9-3-0		6-3-0	3-0-0		HOME		0-0-0		0-0-0		0-0-0			
9-6-0		4-5-0	5-1-0		AWAY		0-0-0		0-0-0		0-0-0			
1-0-0		0-0-0	1-0-0		NEUTRAL		0-0-0		0-0-0		0-0-0			
RPI	S	Opponent	Score		RPI	S	Opponent	Score		RPI	S	Opponent	Score	
4	H	East Carolina	4	1	29	A	Ole Miss	2	0	53	H	Louisiana Tech	7	3
5	H	Georgia	6	5	29	A	Ole Miss	8	5	64	N	Sam Houston St.	5	4
5	H	Georgia	9	3	29	A	Ole Miss	11	5	83	H	South Alabama	7	5
5	H	Georgia	19	3	29	N	Ole Miss	8	1	85	A	Samford	6	4
6	A	Arkansas	2	10	33	A	Florida	6	5	93	H	Southeastern La.	12	0
6	A	Arkansas	5	12	33	A	Florida	10	5					
6	A	Arkansas	3	5	33	A	Florida	2	4					
9	N	Texas Tech	4	2	40	H	Alabama	13	3					
10	A	Tennessee	6	3	40	H	Alabama	9	1					
10	A	Tennessee	1	2	40	H	Alabama	6	0					
10	A	Tennessee	7	5	41	H	Southern Miss.	8	1					
13	A	Texas A&M	0	1	41	H	Southern Miss.	0	1					
13	A	Texas A&M	4	0	41	H	Southern Miss.	4	3					
13	A	Texas A&M	4	3										
20	H	Auburn	20	15										
20	H	Auburn	15	2										
20	H	Auburn	5	6										
21	H	LSU	5	10										
21	H	LSU	2	11										
21	H	LSU	6	5										
LAST 10 GAMES														
		53	H	Louisiana Tech	7	3				13	A	Texas A&M	4	3
		29	A	Ole Miss	11	5				13	A	Texas A&M	0	1
		29	A	Ole Miss	8	5				13	A	Texas A&M	4	0
		29	A	Ole Miss	2	0				5	H	Georgia	6	5
		128	H	Memphis	10	9				5	H	Georgia	9	3

Non-Div. I Games:

Mississippi St.

Average RPI Win:	96	WON-LOST RECORD	WINNING PCT. RANK	LAST 10 GAMES	STRENGTH OF SCHEDULE	OPP. STRENGTH OF SCHEDULE	TEAM RPI	ADJ RPI	CONF. RPI	ADJ CONF. RPI					
Average RPI Loss:	64														
DIV. I ONLY		40-12-0	.76923	8	8-2-0	23	33	4	.61943	4	5	5			
DIV. I NON-CONF.		22-9-0	.70968	41	2-0-0	12	48	8	.6008	8	5	5			

TOTALS	RPI 1-25	RPI 26-50		W-L RECORDS		RPI 51-100		RPI 101-150		RPI 150+					
40-12-0	1-4-0	10-2-0		OVERALL		12-4-0		12-1-0		5-1-0					
22-4-0	0-0-0	7-0-0		HOME		3-2-0		8-1-0		4-1-0					
18-8-0	1-4-0	3-2-0		AWAY		9-2-0		4-0-0		1-0-0					
0-0-0	0-0-0	0-0-0		NEUTRAL		0-0-0		0-0-0		0-0-0					
22-9-0	1-4-0	2-1-0		NON-CONFERENCE		5-2-0		9-1-0		5-1-0					
14-3-0	0-0-0	1-0-0		HOME		1-1-0		8-1-0		4-1-0					
8-6-0	1-4-0	1-0-		AWAY		4-1-0		1-0-0		1-0-0					
0-0-0	0-0-0	0-0-0		NEUTRAL		0-0-0		0-0-0		0-0-0					
18-3-0	0-0-0	8-1-0		CONFERENCE		7-2-0		3-0-0		0-0-0					
8-1-0	0-0-0	6-0-0		HOME		2-1-0		0-0-0		0-0-0					
10-2-0	0-0-0	2-1-0		AWAY		5-1-0		3-0-0		0-0-0					
0-0-0	0-0-0	0-0-0		NEUTRAL		0-0-0		0-0-0		0-0-0					
RPI	S	Opponent	Score	RPI	S	Opponent	Score	RPI	S	Opponent	Score				
2	A	UCLA	5 8	29	A	Ole Miss	3 2	63	A	Campbell	6 7	105	A	Cincinnati	6 2
2	A	UCLA	0 3	31	H	UConn	5 2	63	H	Campbell	4 3	105	A	Cincinnati	6 3
2	A	UCLA	5 7	31	H	UConn	5 1	66	A	Old Dominion	10 7	105	A	Cincinnati	9 4
3	A	Mississippi St.	1 4	31	H	UConn	9 7	80	A	Maryland	2 1	108	A	Elon	9 4
19	A	North Carolina	9 5	39	A	Houston	3 1	80	A	Maryland	9 0	108	H	Elon	5 3
				39	A	Houston	0 2	80	A	Maryland	3 0	111	H	Air Force	2 3
				39	A	Houston	15 3	81	H	Wright St.	4 12	117	H	Radford	4 3
				43	H	UCF	6 5	86	H	Tulane	8 9	117	H	Radford	6 2
				43	H	UCF	7 4	86	H	Tulane	8 2	117	H	Radford	15 9
				43	H	UCF	13 8	86	H	Tulane	14 0	132	H	Marist	5 0
				49	A	Duke	2 7	98	A	Wichita St.	7 3	132	H	Marist	4 3
				49	H	Duke	6 1	98	A	Wichita St.	1 3	132	H	Marist	10 5
								98	A	Wichita St.	6 1	149	H	Utah	7 6
								99	A	South Fla.	4 0	177	H	Western Caro.	12 6
								99	A	South Fla.	13 7	178	A	UNCW	9 1
								99	A	South Fla.	5 1	178	H	UNCW	8 5
												234	H	Monmouth	10 0
												234	H	Monmouth	3 1
												234	H	Monmouth	5 8

LAST 10 GAMES															
				63	H	Campbell	4 3	105	A	Cincinnati	6 2				
				98	A	Wichita St.	7 3	105	A	Cincinnati	6 3				
				98	A	Wichita St.	1 3	105	A	Cincinnati	9 4				
				98	A	Wichita St.	6 1	86	H	Tulane	8 9				
				19	A	North Carolina	9 5	86	H	Tulane	8 2				

Non-Div. I Games:

East Carolina

Average RPI Win: 99		WON-LOST	WINNING	LAST 10	STRENGTH OF		OPP. STRENGTH	TEAM	ADJ	CONF.	ADJ CONF.			
Average RPI Loss: 40		RECORD	PCT. RANK	GAMES	SCHEDULE		OF SCHEDULE	RPI	RPI	RPI	RPI			
DIV. I ONLY		39-14-0	.73585	11	6-4-0		15	6	5	.61836	5			
DIV. I NON-CONF.		21-5-0	.80769	12	1-1-0		122	101	19	.58566	19			
TOTALS		RPI 1-25	RPI 26-50		W-L RECORDS		RPI 51-100		RPI 101-150		RPI 150+			
39-14-0		11-10-0	7-1-0		OVERALL		5-1-0		4-1-0		12-1-0			
25-3-0		8-2-0	4-0-0		HOME		0-0-0		4-0-0		9-1-0			
13-10-0		3-7-0	3-1-0		AWAY		5-1-0		0-1-0		2-0-0			
1-1-0		0-1-0	0-0-0		NEUTRAL		0-0-0		0-0-0		1-0-0			
21-5-0		1-2-0	2-0-0		NON-CONFERENCE		2-1-0		4-1-0		12-1-0			
15-1-0		1-0-0	1-0-0		HOME		0-0-0		4-0-0		9-1-0			
5-3-0		0-1-0	1-0-		AWAY		2-1-0		0-1-0		2-0-0			
1-1-0		0-1-0	0-0-0		NEUTRAL		0-0-0		0-0-0		1-0-0			
18-9-0		10-8-0	5-1-0		CONFERENCE		3-0-0		0-0-0		0-0-0			
10-2-0		7-2-0	3-0-0		HOME		0-0-0		0-0-0		0-0-0			
8-7-0		3-6-0	2-1-0		AWAY		3-0-0		0-0-0		0-0-0			
0-0-0		0-0-0	0-0-0		NEUTRAL		0-0-0		0-0-0		0-0-0			
RPI	S	Opponent	Score		RPI	S	Opponent	Score		RPI	S	Opponent	Score	
1	H	Vanderbilt	2	3	33	H	Florida	9	1	67	A	Ga. Southern	3	1
1	H	Vanderbilt	8	3	33	H	Florida	6	4	67	A	Ga. Southern	4	2
1	H	Vanderbilt	3	1	33	H	Florida	4	1	67	A	Ga. Southern	7	10
3	A	Mississippi St.	5	6	38	A	Clemson	5	3	76	A	South Carolina	6	1
3	A	Mississippi St.	3	9	38	H	Clemson	3	2	76	A	South Carolina	8	7
3	A	Mississippi St.	3	19	42	A	Kentucky	0	5	76	A	South Carolina	4	2
8	A	Georgia Tech	2	11	42	A	Kentucky	7	3					
8	H	Georgia Tech	12	2	42	A	Kentucky	10	8					
8	N	Georgia Tech	6	8										
10	A	Tennessee	0	2										
10	A	Tennessee	0	3										
10	A	Tennessee	7	1										
15	H	Missouri	3	0										
15	H	Missouri	5	2										
15	H	Missouri	4	2										
20	A	Auburn	3	4										
20	A	Auburn	10	8										
20	A	Auburn	11	2										
21	H	LSU	0	1										
21	H	LSU	2	0										
21	H	LSU	9	7										
					LAST 10 GAMES									
					20	A	Auburn	10	8	33	H	Florida	9	1
					20	A	Auburn	3	4	33	H	Florida	6	4
					20	A	Auburn	11	2	275	N	The Citadel	9	0
					120	A	Jacksonville St.	8	9	3	A	Mississippi St.	5	6
					33	H	Florida	4	1	3	A	Mississippi St.	3	9

Non-Div. I Games:

Georgia

Average RPI Win: 86		WON-LOST	WINNING	LAST 10	STRENGTH OF		OPP. STRENGTH	TEAM	ADJ	CONF.	ADJ CONF.
Average RPI Loss: 46		RECORD	PCT. RANK	GAMES	SCHEDULE		OF SCHEDULE	RPI	RPI	RPI	RPI
DIV. I ONLY		39-13-0	.75	9	14		5	6	.61418	6	1
DIV. I NON-CONF.		20-5-0	.8	14	161		105	44	.56746	44	1
TOTALS		RPI 1-25	RPI 26-50		W-L RECORDS		RPI 51-100		RPI 101-150		RPI 150+
39-13-0		14-4-0	5-4-0		OVERALL		5-3-0		6-2-0		9-0-0
28-6-0		11-1-0	1-2-0		HOME		2-1-0		5-2-0		9-0-0
11-7-0		3-3-0	4-2-0		AWAY		3-2-0		1-0-0		0-0-0
0-0-0		0-0-0	0-0-0		NEUTRAL		0-0-0		0-0-0		0-0-0
20-5-0		0-0-0	0-0-0		NON-CONFERENCE		5-3-0		6-2-0		9-0-0
16-3-0		0-0-0	0-0-0		HOME		2-1-0		5-2-0		9-0-0
4-2-0		0-0-0	0-0-		AWAY		3-2-0		1-0-0		0-0-0
0-0-0		0-0-0	0-0-0		NEUTRAL		0-0-0		0-0-0		0-0-0
19-8-0		14-4-0	5-4-0		CONFERENCE		0-0-0		0-0-0		0-0-0
12-3-0		11-1-0	1-2-0		HOME		0-0-0		0-0-0		0-0-0
7-5-0		3-3-0	4-2-0		AWAY		0-0-0		0-0-0		0-0-0
0-0-0		0-0-0	0-0-0		NEUTRAL		0-0-0		0-0-0		0-0-0
RPI S	Opponent	Score	RPI S	Opponent	Score	RPI S	Opponent	Score	RPI S	Opponent	Score
1 A	Vanderbilt	2 12	29 H	Ole Miss	3 4	53 H	Louisiana Tech	4 2	109 H	Little Rock	7 17
1 A	Vanderbilt	2 3	29 H	Ole Miss	5 10	53 H	Louisiana Tech	11 0	112 H	Northwestern St.	7 10
1 A	Vanderbilt	14 12	29 H	Ole Miss	5 3	53 H	Louisiana Tech	7 12	112 H	Northwestern St.	19 2
3 H	Mississippi St.	12 5	40 A	Alabama	10 2	54 A	Texas	6 7	128 H	Memphis	10 3
3 H	Mississippi St.	5 3	40 A	Alabama	0 10	54 A	Texas	11 4	131 H	Stony Brook	4 3
3 H	Mississippi St.	10 2	40 A	Alabama	12 3	84 A	Southern California	4 6	131 H	Stony Brook	3 1
10 H	Tennessee	15 3	42 A	Kentucky	5 2	84 A	Southern California	8 6	131 H	Stony Brook	15 7
10 H	Tennessee	4 3	42 A	Kentucky	3 4	84 A	Southern California	6 3	136 A	Missouri St.	8 2
10 H	Tennessee	11 9	42 A	Kentucky	9 1				158 H	Eastern Ill.	3 2
15 H	Missouri	3 2							158 H	Eastern Ill.	15 7
15 H	Missouri	2 0							158 H	Eastern Ill.	12 3
15 H	Missouri	4 3							201 H	Charlotte	9 2
20 A	Auburn	9 6							219 H	Oral Roberts	15 8
20 A	Auburn	3 6							237 H	Western Ill.	8 0
20 A	Auburn	8 0							237 H	Western Ill.	11 1
21 H	LSU	2 3							239 H	Grambling	17 3
21 H	LSU	14 4							292 H	Ark.-Pine Bluff	16 4
21 H	LSU	11 6									
LAST 10 GAMES											
21 H	LSU	2 3	42 A	Kentucky	5 2						
21 H	LSU	11 6	239 H	Grambling	17 3						
21 H	LSU	14 4	10 H	Tennessee	4 3						
42 A	Kentucky	3 4	10 H	Tennessee	15 3						
42 A	Kentucky	9 1	10 H	Tennessee	11 9						

Non-Div. I Games:

Arkansas

Average RPI Win:	105	WON-LOST RECORD	WINNING PCT. RANK	LAST 10 GAMES	STRENGTH OF SCHEDULE	OPP. STRENGTH OF SCHEDULE	TEAM RPI	ADJ RPI	CONF. RPI	ADJ CONF. RPI					
DIV. I ONLY		41-12-0	.77358	6	7-3-0	34	28	7	.60859	7	3	3			
DIV. I NON-CONF.		22-4-0	.84615	8	3-1-0	106	118	18	.58653	18	4	4			
<hr/>															
TOTALS	RPI 1-25	RPI 26-50		W-L RECORDS		RPI 51-100		RPI 101-150		RPI 150+					
41-12-0	6-4-0	11-6-0		OVERALL		9-2-0		2-0-0		13-0-0					
25-6-0	3-4-0	3-0-0		HOME		6-2-0		1-0-0		12-0-0					
15-4-0	3-0-0	7-4-0		AWAY		3-0-0		1-0-0		1-0-0					
1-2-0	0-0-0	1-2-0		NEUTRAL		0-0-0		0-0-0		0-0-0					
<hr/>															
22-4-0	0-1-0	6-2-0		NON-CONFERENCE		1-1-0		2-0-0		13-0-0					
17-2-0	0-1-0	3-0-0		HOME		1-1-0		1-0-0		12-0-0					
4-0-0	0-0-0	2-0-		AWAY		0-0-0		1-0-0		1-0-0					
1-2-0	0-0-0	1-2-0		NEUTRAL		0-0-0		0-0-0		0-0-0					
<hr/>															
19-8-0	6-3-0	5-4-0		CONFERENCE		8-1-0		0-0-0		0-0-0					
8-4-0	3-3-0	0-0-0		HOME		5-1-0		0-0-0		0-0-0					
11-4-0	3-0-0	5-4-0		AWAY		3-0-0		0-0-0		0-0-0					
0-0-0	0-0-0	0-0-0		NEUTRAL		0-0-0		0-0-0		0-0-0					
<hr/>															
RPI S	Opponent	Score		RPI S	Opponent	Score		RPI S	Opponent	Score		RPI S	Opponent	Score	
1 H	Vanderbilt	2	6	28 A	Indiana	8	7	58 H	Wake Forest	6	1	105 A	Cincinnati	12	0
8 H	Georgia Tech	5	4	29 H	Ole Miss	10	8	58 H	Wake Forest	5	4	147 H	Miami (OH)	6	1
8 H	Georgia Tech	1	3	29 H	Ole Miss	4	3	58 H	Wake Forest	10	7	156 H	Western Ky.	11	4
8 H	Georgia Tech	0	4	31 N	UConn	2	3	60 H	Boston College	11	4	159 H	James Madison	5	0
16 H	Miami (FL)	9	6	31 N	UConn	3	8	60 H	Boston College	4	6	159 H	James Madison	1	0
16 H	Miami (FL)	11	16	31 N	UConn	12	2	60 H	Boston College	4	0	159 H	James Madison	11	1
16 H	Miami (FL)	7	5	38 A	Clemson	1	5	69 H	Xavier	4	5	199 A	Eastern Ky.	12	8
24 A	NC State	6	3	38 A	Clemson	7	4	89 A	Notre Dame	8	2	199 H	Eastern Ky.	5	1
24 A	NC State	14	10	38 A	Clemson	3	6	89 A	Notre Dame	2	0	224 H	Brown	13	2
24 A	NC State	14	2	42 A	Kentucky	18	6	89 A	Notre Dame	3	1	224 H	Brown	5	4
				42 H	Kentucky	8	3	92 H	Morehead St.	10	9	224 H	Brown	7	0
				44 A	Virginia	15	7					278 H	Northern Ky.	11	2
				44 A	Virginia	2	10					289 H	Alabama A&M	32	1
				44 A	Virginia	6	12					289 H	Alabama A&M	15	3
				49 A	Duke	2	1					289 H	Alabama A&M	14	3
				49 A	Duke	8	3								
				49 A	Duke	8	6								
<hr/>															
				LAST 10 GAMES											
				28 A	Indiana	8	7	89 A	Notre Dame	8	2				
				44 A	Virginia	6	12	89 A	Notre Dame	3	1				
				44 A	Virginia	2	10	89 A	Notre Dame	2	0				
				44 A	Virginia	15	7	156 H	Western Ky.	11	4				
				1 H	Vanderbilt	2	6	289 H	Alabama A&M	14	3				

Non-Div. I Games:

Louisville

Average RPI Win: 83		WON-LOST	WINNING	LAST 10	STRENGTH OF		OPP. STRENGTH	TEAM	ADJ	CONF.	ADJ CONF.
Average RPI Loss: 45		RECORD	PCT. RANK	GAMES	SCHEDULE		OF SCHEDULE	RPI	RPI	RPI	RPI
DIV. I ONLY		36-15-0	.70588	23	8		1	8	.60799	8	3
DIV. I NON-CONF.		19-5-0	.79167	17	26		6	7	.60387	7	4
TOTALS		RPI 1-25	RPI 26-50		W-L RECORDS		RPI 51-100		RPI 101-150		RPI 150+
36-15-0		11-7-0	6-3-0		OVERALL		7-3-0		4-1-0		8-1-0
22-8-0		6-3-0	4-2-0		HOME		3-1-0		3-1-0		6-1-0
13-7-0		4-4-0	2-1-0		AWAY		4-2-0		1-0-0		2-0-0
1-0-0		1-0-0	0-0-0		NEUTRAL		0-0-0		0-0-0		0-0-0
19-5-0		6-3-0	0-0-0		NON-CONFERENCE		1-0-0		4-1-0		8-1-0
14-4-0		4-2-0	0-0-0		HOME		1-0-0		3-1-0		6-1-0
4-1-0		1-1-0	0-0-		AWAY		0-0-0		1-0-0		2-0-0
1-0-0		1-0-0	0-0-0		NEUTRAL		0-0-0		0-0-0		0-0-0
17-10-0		5-4-0	6-3-0		CONFERENCE		6-3-0		0-0-0		0-0-0
8-4-0		2-1-0	4-2-0		HOME		2-1-0		0-0-0		0-0-0
9-6-0		3-3-0	2-1-0		AWAY		4-2-0		0-0-0		0-0-0
0-0-0		0-0-0	0-0-0		NEUTRAL		0-0-0		0-0-0		0-0-0
RPI S	Opponent	Score	RPI S	Opponent	Score	RPI S	Opponent	Score	RPI S	Opponent	Score
2 H	UCLA	4 3	38 H	Clemson	13 8	60 A	Boston College	2 9	104 H	Northwestern	1 5
2 H	UCLA	2 8	38 H	Clemson	7 11	60 A	Boston College	7 0	104 H	Northwestern	9 2
2 H	UCLA	0 6	38 H	Clemson	8 7	60 A	Boston College	9 1	104 H	Northwestern	12 1
5 A	Georgia	2 12	44 H	Virginia	6 5	62 A	Virginia Tech	4 3	145 A	Mercer	14 8
5 H	Georgia	11 2	44 H	Virginia	7 3	62 A	Virginia Tech	2 3	145 H	Mercer	7 1
5 N	Georgia	8 6	44 H	Virginia	8 9	62 A	Virginia Tech	7 5	165 H	Richmond	1 7
7 A	Louisville	4 0	49 A	Duke	14 10	67 H	Ga. Southern	7 6	177 H	Western Caro.	16 3
7 A	Louisville	4 5	49 A	Duke	4 10	89 H	Notre Dame	8 7	177 H	Western Caro.	14 1
7 A	Louisville	3 1	49 A	Duke	15 3	89 H	Notre Dame	11 2	177 H	Western Caro.	25 4
16 A	Miami (FL)	5 4				89 H	Notre Dame	6 9	182 A	Kennesaw St.	10 7
16 A	Miami (FL)	6 9							182 H	Kennesaw St.	9 1
16 A	Miami (FL)	5 6							215 H	UIC	6 3
18 H	West Virginia	5 4							240 A	Georgia St.	10 0
19 H	North Carolina	10 5							240 H	Georgia St.	7 3
19 H	North Carolina	4 11									
19 H	North Carolina	11 10									
20 A	Auburn	9 3									
20 H	Auburn	11 6									
			LAST 10 GAMES								
			145 H	Mercer	7 1	177 H	Western Caro.	16 3			
			49 A	Duke	4 10	177 H	Western Caro.	25 4			
			49 A	Duke	15 3	38 H	Clemson	7 11			
			49 A	Duke	14 10	38 H	Clemson	13 8			
			177 H	Western Caro.	14 1	38 H	Clemson	8 7			

Non-Div. I Games:

Georgia Tech

Average RPI Win: 71		WON-LOST	WINNING	LAST 10	STRENGTH OF		OPP. STRENGTH	TEAM	ADJ		CONF.	ADJ CONF.
Average RPI Loss: 68		RECORD	PCT. RANK	GAMES	SCHEDULE		OF SCHEDULE	RPI	RPI		RPI	RPI
DIV. I ONLY		34-14-0	.70833	20	12		18	9	.604		2	2
DIV. I NON-CONF.		20-7-0	.74074	32	22		17	15	.59315		2	2
TOTALS		RPI 1-25	RPI 26-50		W-L RECORDS		RPI 51-100		RPI 101-150		RPI 150+	
34-14-0		4-3-0	11-3-0		OVERALL		13-6-0		2-0-0		4-2-0	
23-5-0		3-0-0	8-1-0		HOME		8-3-0		1-0-0		3-1-0	
10-7-0		1-2-0	3-1-0		AWAY		5-3-0		0-0-0		1-1-0	
1-2-0		0-1-0	0-1-0		NEUTRAL		0-0-0		1-0-0		0-0-0	
20-7-0		0-1-0	6-2-0		NON-CONFERENCE		8-2-0		2-0-0		4-2-0	
16-3-0		0-0-0	6-0-0		HOME		6-2-0		1-0-0		3-1-0	
3-2-0		0-0-0	0-0-		AWAY		2-0-0		0-0-0		1-1-0	
1-2-0		0-1-0	0-1-0		NEUTRAL		0-0-0		1-0-0		0-0-0	
14-7-0		4-2-0	5-1-0		CONFERENCE		5-4-0		0-0-0		0-0-0	
7-2-0		3-0-0	2-1-0		HOME		2-1-0		0-0-0		0-0-0	
7-5-0		1-2-0	3-0-0		AWAY		3-3-0		0-0-0		0-0-0	
0-0-0		0-0-0	0-0-0		NEUTRAL		0-0-0		0-0-0		0-0-0	
RPI S	Opponent	Score	RPI S	Opponent	Score	RPI S	Opponent	Score	RPI S	Opponent	Score	
3 N	Mississippi St.	2 4	27 H	Baylor	13 3	51 H	Oregon	4 9	102 H	New Mexico St.	7 0	
11 H	Oklahoma St.	10 2	27 H	Baylor	3 2	51 H	Oregon	12 11	102 N	New Mexico St.	10 5	
11 H	Oklahoma St.	12 4	27 H	Baylor	10 11	51 H	Oregon	6 4	168 H	FIU	9 6	
11 H	Oklahoma St.	5 2	37 N	Nebraska	1 2	54 A	Texas	3 0	181 A	New Mexico	15 6	
18 A	West Virginia	3 4	42 H	Kentucky	10 7	54 A	Texas	3 4	181 A	New Mexico	9 12	
18 A	West Virginia	0 2	42 H	Kentucky	19 4	54 A	Texas	3 4	181 H	New Mexico	6 4	
18 A	West Virginia	3 0	42 H	Kentucky	7 4	56 A	San Diego St.	12 9	208 H	Stetson	5 7	
			44 A	Oklahoma	7 3	56 A	San Diego St.	5 1	208 H	Stetson	5 4	
			44 A	Oklahoma	10 6	73 A	Kansas St.	4 3				
			44 A	Oklahoma	8 4	73 A	Kansas St.	4 5				
			48 H	Michigan	10 3	73 A	Kansas St.	11 4				
			48 H	Michigan	11 2	75 H	Kansas	5 4				
			48 H	Michigan	8 5	75 H	Kansas	19 4				
			49 A	Duke	6 13	75 H	Kansas	9 13				
						98 H	Wichita St.	12 2				
						98 H	Wichita St.	15 4				
						98 H	Wichita St.	15 10				
						100 H	UTRGV	3 6				
						100 H	UTRGV	19 11				
LAST 10 GAMES												
168 H	FIU	9 6	100 H	UTRGV	3 6							
44 A	Oklahoma	8 4	11 H	Oklahoma St.	5 2							
44 A	Oklahoma	7 3	11 H	Oklahoma St.	10 2							
44 A	Oklahoma	10 6	11 H	Oklahoma St.	12 4							
100 H	UTRGV	19 11	181 H	New Mexico	6 4							

Non-Div. I Games:

Texas Tech

Average RPI Win:		104	WON-LOST RECORD		WINNING PCT. RANK		LAST 10 GAMES		STRENGTH OF SCHEDULE		OPP. STRENGTH OF SCHEDULE		TEAM RPI		ADJ RPI		CONF. RPI		ADJ CONF. RPI				
DIV. I ONLY			36-17-0		.67925 32		5-5-0		3		20		10		.60106 10		1		1				
DIV. I NON-CONF.			24-2-0		.92308 2		2-0-0		62		170		2		.61624 2		1		1				
TOTALS		RPI 1-25		RPI 26-50				W-L RECORDS				RPI 51-100				RPI 101-150				RPI 150+			
36-17-0		5-13-0		11-2-0				OVERALL				3-1-0				5-0-0				12-1-0			
25-8-0		4-5-0		6-1-0				HOME				3-1-0				2-0-0				10-1-0			
7-9-0		1-8-0		5-1-0				AWAY				0-0-0				0-0-0				1-0-0			
4-0-0		0-0-0		0-0-0				NEUTRAL				0-0-0				3-0-0				1-0-0			
24-2-0		0-0-0		6-1-0				NON-CONFERENCE				1-0-0				5-0-0				12-1-0			
19-2-0		0-0-0		6-1-0				HOME				1-0-0				2-0-0				10-1-0			
1-0-0		0-0-0		0-0-				AWAY				0-0-0				0-0-0				1-0-0			
4-0-0		0-0-0		0-0-0				NEUTRAL				0-0-0				3-0-0				1-0-0			
12-15-0		5-13-0		5-1-0				CONFERENCE				2-1-0				0-0-0				0-0-0			
6-6-0		4-5-0		0-0-0				HOME				2-1-0				0-0-0				0-0-0			
6-9-0		1-8-0		5-1-0				AWAY				0-0-0				0-0-0				0-0-0			
0-0-0		0-0-0		0-0-0				NEUTRAL				0-0-0				0-0-0				0-0-0			
RPI	S	Opponent		Score		RPI	S	Opponent		Score		RPI	S	Opponent		Score		RPI	S	Opponent		Score	
1	A	Vanderbilt		7	6	28	H	Indiana		5	1	76	H	South Carolina		15	5	103	N	North Florida		10	2
1	A	Vanderbilt		4	10	28	H	Indiana		11	0	76	H	South Carolina		2	3	106	H	Austin Peay		9	4
1	A	Vanderbilt		2	4	28	H	Indiana		5	3	76	H	South Carolina		6	3	118	N	Troy		11	2
3	H	Mississippi St.		2	1	33	A	Florida		8	7	92	H	Morehead St.		3	1	123	H	Gardner-Webb		5	0
3	H	Mississippi St.		5	7	33	A	Florida		5	4							137	N	La.-Monroe		7	2
3	H	Mississippi St.		3	6	33	A	Florida		9	10							154	H	Lipscomb		11	2
5	H	Georgia		1	7	42	A	Kentucky		16	1							156	N	Western Ky.		6	3
5	H	Georgia		3	0	42	A	Kentucky		4	2							161	A	ETSU		5	1
5	H	Georgia		2	0	42	A	Kentucky		8	2							161	H	ETSU		5	6
6	A	Arkansas		9	11	47	H	Fresno St.		13	9							185	H	Appalachian St.		3	0
6	A	Arkansas		3	4	47	H	Fresno St.		8	3							185	H	Appalachian St.		6	0
6	A	Arkansas		3	15	47	H	Fresno St.		7	10							185	H	Appalachian St.		2	0
15	H	Missouri		2	6	50	H	Liberty		7	1							200	H	Belmont		6	2
15	H	Missouri		8	10													220	H	Middle Tenn.		2	0
15	H	Missouri		11	5													222	H	Tennessee Tech		15	10
20	A	Auburn		0	2													260	H	UNC Asheville		8	4
20	A	Auburn		2	5													260	H	UNC Asheville		7	2
20	A	Auburn		3	5													278	H	Northern Ky.		18	0
						LAST 10 GAMES																	
						222	H	Tennessee Tech		15	10	15	H	Missouri		8	10						
						33	A	Florida		5	4	15	H	Missouri		2	6						
						33	A	Florida		8	7	15	H	Missouri		11	5						
						33	A	Florida		9	10	6	A	Arkansas		3	4						
						106	H	Austin Peay		9	4	6	A	Arkansas		3	15						

Non-Div. I Games:

Tennessee

Average RPI Win: 68		WON-LOST	WINNING	LAST 10	STRENGTH OF		OPP. STRENGTH	TEAM	ADJ	CONF.	ADJ CONF.
Average RPI Loss: 55		RECORD	PCT. RANK	GAMES	SCHEDULE		OF SCHEDULE	RPI	RPI	RPI	RPI
DIV. I ONLY		30-17-0	.6383	51	6-4-0		4	26	11	.59631	11
DIV. I NON-CONF.		17-8-0	.68	55	3-0-0		2	36	6	.60557	6
TOTALS		RPI 1-25	RPI 26-50		W-L RECORDS		RPI 51-100		RPI 101-150		RPI 150+
30-17-0		4-6-0	5-2-0		OVERALL		19-8-0		2-1-0		0-0-0
17-7-0		1-2-0	2-0-0		HOME		12-4-0		2-1-0		0-0-0
11-9-0		3-4-0	1-1-0		AWAY		7-4-0		0-0-0		0-0-0
2-1-0		0-0-0	2-1-0		NEUTRAL		0-0-0		0-0-0		0-0-0
17-8-0		3-1-0	2-1-0		NON-CONFERENCE		10-5-0		2-1-0		0-0-0
9-5-0		0-0-0	1-0-0		HOME		6-4-0		2-1-0		0-0-0
7-3-0		3-1-0	0-0-		AWAY		4-1-0		0-0-0		0-0-0
1-0-0		0-0-0	1-0-0		NEUTRAL		0-0-0		0-0-0		0-0-0
13-9-0		1-5-0	3-1-0		CONFERENCE		9-3-0		0-0-0		0-0-0
8-2-0		1-2-0	1-0-0		HOME		6-0-0		0-0-0		0-0-0
4-6-0		0-3-0	1-0-0		AWAY		3-3-0		0-0-0		0-0-0
1-1-0		0-0-0	1-1-0		NEUTRAL		0-0-0		0-0-0		0-0-0
RPI S	Opponent	Score		RPI S	Opponent	Score		RPI S	Opponent	Score	
2 A	UCLA	3	6	26 A	DBU	5	7	54 H	Texas	15	0
9 A	Texas Tech	4	12	26 H	DBU	6	3	54 H	Texas	11	10
9 A	Texas Tech	2	5	44 A	Oklahoma	10	7	54 H	Texas	10	2
9 A	Texas Tech	2	10	44 H	Oklahoma	6	5	73 H	Kansas St.	8	4
17 A	Oregon St.	8	7	44 N	Oklahoma	5	1	73 H	Kansas St.	5	4
17 A	Oregon St.	1	0	44 N	Oklahoma	2	3	73 H	Kansas St.	11	4
17 A	Oregon St.	5	2	48 N	Michigan	3	2	75 A	Kansas	27	6
18 H	West Virginia	2	4					75 A	Kansas	4	5
18 H	West Virginia	9	5					75 A	Kansas	6	7
18 H	West Virginia	1	11					77 A	TCU	7	6
								77 A	TCU	9	8
								77 A	TCU	4	7
								79 H	Iowa	4	5
								79 H	Iowa	5	4
								79 H	Iowa	2	3
								81 H	Wright St.	4	5
								81 H	Wright St.	17	5
								81 H	Wright St.	4	0
								84 A	Southern California	11	6
								93 H	Southeastern La.	5	1
LAST 10 GAMES											
				44 A	Oklahoma	10	7				
				44 N	Oklahoma	2	3				
				44 N	Oklahoma	5	1				
				17 A	Oregon St.	8	7				
				17 A	Oregon St.	5	2				

Non-Div. I Games:

Oklahoma St.

RPI	S	Opponent	Score	
93	H	Southeastern La.	9	0
93	H	Southeastern La.	3	5
98	A	Wichita St.	1	0
98	H	Wichita St.	10	7
100	A	UTRGV	3	1
100	A	UTRGV	2	5
100	A	UTRGV	10	3
17	A	Oregon St.	1	0
9	A	Texas Tech	2	5
9	A	Texas Tech	2	10
9	A	Texas Tech	4	12
54	H	Texas	11	10

O
k
l
a
h
o
m
a
s
t
.

O
k
l
a
h
o
m
a
s
t
.

Average RPI Win:	144	WON-LOST RECORD	WINNING PCT. RANK	LAST 10 GAMES	STRENGTH OF SCHEDULE	OPP. STRENGTH OF SCHEDULE	TEAM RPI	ADJ RPI	CONF. RPI	ADJ CONF. RPI	
Average RPI Loss:	138										
DIV. I ONLY	41-7-0	.85417	1	10-0-0	179	93	12	.59124	12	14	14
DIV. I NON-CONF.	26-4-0	.86667	7	3-0-0	120	44	5	.6062	5	12	12
<hr/>											
TOTALS	RPI 1-25	RPI 26-50	W-L RECORDS		RPI 51-100	RPI 101-150		RPI 150+			
41-7-0	0-0-0	0-0-0	OVERALL		14-2-0	9-3-0		18-2-0			
26-1-0	0-0-0	0-0-0	HOME		7-0-0	6-1-0		13-0-0			
15-6-0	0-0-0	0-0-0	AWAY		7-2-0	3-2-0		5-2-0			
0-0-0	0-0-0	0-0-0	NEUTRAL		0-0-0	0-0-0		0-0-0			
26-4-0	0-0-0	0-0-0	NON-CONFERENCE		11-2-0	7-2-0		8-0-0			
17-1-0	0-0-0	0-0-0	HOME		4-0-0	6-1-0		7-0-0			
9-3-0	0-0-0	0-0-	AWAY		7-2-0	1-1-0		1-0-0			
0-0-0	0-0-0	0-0-0	NEUTRAL		0-0-0	0-0-0		0-0-0			
15-3-0	0-0-0	0-0-0	CONFERENCE		3-0-0	2-1-0		10-2-0			
9-0-0	0-0-0	0-0-0	HOME		3-0-0	0-0-0		6-0-0			
6-3-0	0-0-0	0-0-0	AWAY		0-0-0	2-1-0		4-2-0			
0-0-0	0-0-0	0-0-0	NEUTRAL		0-0-0	0-0-0		0-0-0			
RPI	S	Opponent	Score	RPI	S	Opponent	Score	RPI	S	Opponent	Score
						52 H UC Irvine	3 2	110 A Cal St. Fullerton		7 6	
						52 H UC Irvine	4 1	110 A Cal St. Fullerton		7 9	
						52 H UC Irvine	10 1	110 A Cal St. Fullerton		8 7	
						61 A Pepperdine	8 2	115 H Nevada		2 1	
						61 A Pepperdine	5 3	119 A UNLV		13 2	
						61 H Pepperdine	3 2	119 A UNLV		8 9	
						61 H Pepperdine	9 4	136 H Missouri St.		11 1	
						72 A Saint Mary's (CA)	6 7	136 H Missouri St.		7 3	
						72 H Saint Mary's (CA)	6 3	136 H Missouri St.		5 3	
						82 A LMU (CA)	7 2	142 H California Baptist		8 2	
						82 A LMU (CA)	7 9	142 H California Baptist		7 1	
						84 A Southern California	2 1	142 H California Baptist		1 5	
						84 H Southern California	10 4	169 H SFA		3 2	
						86 A Tulane	16 6	169 H SFA		7 0	
						86 A Tulane	8 7	169 H SFA		14 12	
						86 A Tulane	7 4	188 A CSUN		5 3	
								188 A CSUN		4 2	
								188 A CSUN		16 7	
								213 H Hartford		6 4	
								213 H Hartford		10 5	
								213 H Hartford		14 0	
								220 A UC Riverside		2 7	
								220 A UC Riverside		15 4	
								220 A UC Riverside		4 9	
								230 H UC Davis		7 0	
								230 H UC Davis		9 8	
								230 H UC Davis		4 3	
LAST 10 GAMES											
						61 H Pepperdine	9 4	188 A CSUN		5 3	
						232 H Long Beach St.	8 4	188 A CSUN		4 2	
						232 H Long Beach St.	13 1	188 A CSUN		16 7	
						232 H Long Beach St.	8 2	235 H CSU Bakersfield		6 4	
						72 H Saint Mary's (CA)	6 3	220 A UC Riverside		15 4	

Non-Div. I Games:

UC Santa Barbara

RPI	S	Opponent	Score	
232	H	Long Beach St.	8	4
232	H	Long Beach St.	13	1
232	H	Long Beach St.	8	2
235	A	CSU Bakersfield	4	1
235	H	CSU Bakersfield	6	4

UC Santa Barbara

U
C
S
a
n
t
a
B
a
r
b
a
r
a

U
C
S
a
n
t
a
B
a
r
b
a
r
a

Average RPI Win:		97	WON-LOST RECORD		WINNING PCT. RANK		LAST 10 GAMES		STRENGTH OF SCHEDULE		OPP. STRENGTH OF SCHEDULE		TEAM RPI		ADJ RPI		CONF. RPI		ADJ CONF. RPI					
DIV. I ONLY			34-18-1		.65094		43		4-6-0		7		24		13		.59123		13		1		1	
DIV. I NON-CONF.			20-6-0		.76923		20		1-0-0		47		183		28		.57824		28		1		1	
TOTALS		RPI 1-25		RPI 26-50				W-L RECORDS				RPI 51-100				RPI 101-150				RPI 150+				
34-18-1		7-7-1		7-7-0				OVERALL				8-3-0				1-0-0				11-1-0				
21-9-1		6-5-1		0-1-0				HOME				3-2-0				1-0-0				11-1-0				
10-9-0		1-2-0		5-6-0				AWAY				4-1-0				0-0-0				0-0-0				
3-0-0		0-0-0		2-0-0				NEUTRAL				1-0-0				0-0-0				0-0-0				
20-6-0		0-0-0		2-3-0				NON-CONFERENCE				6-2-0				1-0-0				11-1-0				
15-4-0		0-0-0		0-1-0				HOME				3-2-0				1-0-0				11-1-0				
2-2-0		0-0-0		0-0-				AWAY				2-0-0				0-0-0				0-0-0				
3-0-0		0-0-0		2-0-0				NEUTRAL				1-0-0				0-0-0				0-0-0				
14-12-1		7-7-1		5-4-0				CONFERENCE				2-1-0				0-0-0				0-0-0				
6-5-1		6-5-1		0-0-0				HOME				0-0-0				0-0-0				0-0-0				
8-7-0		1-2-0		5-4-0				AWAY				2-1-0				0-0-0				0-0-0				
0-0-0		0-0-0		0-0-0				NEUTRAL				0-0-0				0-0-0				0-0-0				
RPI	S	Opponent		Score		RPI	S	Opponent		Score		RPI	S	Opponent		Score		RPI	S	Opponent		Score		
1	H	Vanderbilt		4	7	26	A	DBU		4	5	54	A	Texas		9	6	125	H	Rice		8	3	
1	H	Vanderbilt		8	7	27	N	Baylor		5	2	64	A	Sam Houston St.		15	5	164	H	A&M-Corpus Christi		12	2	
1	H	Vanderbilt		7	0	29	A	Ole Miss		2	3	76	A	South Carolina		8	2	169	H	SFA		5	3	
3	H	Mississippi St.		1	0	29	A	Ole Miss		3	13	76	A	South Carolina		6	3	174	H	Fordham		3	1	
3	H	Mississippi St.		3	4	29	A	Ole Miss		4	5	76	A	South Carolina		2	3	174	H	Fordham		4	0	
3	H	Mississippi St.		0	4	39	A	Houston		1	4	77	N	TCU		1	0	174	H	Fordham		19	6	
15	H	Missouri		2	3	39	N	Houston		3	2	78	H	Gonzaga		3	1	209	H	Lamar University		10	7	
15	H	Missouri		2	2	40	A	Alabama		1	2	78	H	Gonzaga		14	2	210	H	Abilene Christian		9	3	
15	H	Missouri		7	3	40	A	Alabama		6	5	78	H	Gonzaga		4	6	215	H	UIC		2	7	
20	H	Auburn		4	0	40	A	Alabama		3	2	88	H	UT Arlington		10	5	215	H	UIC		3	1	
20	H	Auburn		0	7	42	A	Kentucky		5	3	96	H	Incarnate Word		5	6	215	H	UIC		4	0	
20	H	Auburn		4	1	42	A	Kentucky		9	3							216	H	Houston Baptist		12	5	
21	A	LSU		6	4	42	A	Kentucky		17	5							294	H	Prairie View		9	1	
21	A	LSU		1	2	46	H	Texas St.		3	5													
21	A	LSU		3	9																			
LAST 10 GAMES																								
40	A	Alabama		6	5	3	H	Mississippi St.		0	4	64	A	Sam Houston St.		15	5							
40	A	Alabama		1	2	29	A	Ole Miss		2	3	29	A	Ole Miss		3	13							
40	A	Alabama		3	2	29	A	Ole Miss		3	13	29	A	Ole Miss		4	5							
3	H	Mississippi St.		3	4																			
3	H	Mississippi St.		1	0																			

Non-Div. I Games:

Texas A&M

Average RPI Win:		105	WON-LOST RECORD		WINNING PCT. RANK		LAST 10 GAMES		STRENGTH OF SCHEDULE		OPP. STRENGTH OF SCHEDULE		TEAM RPI		ADJ RPI		CONF. RPI		ADJ CONF. RPI				
DIV. I ONLY			38-9-0		.80851		4		8-2-0		112		15		14		.5909		14				
DIV. I NON-CONF.			19-4-0		.82609		11		3-0-0		155		40		26		.58032		26				
TOTALS		RPI 1-25		RPI 26-50				W-L RECORDS				RPI 51-100				RPI 101-150				RPI 150+			
38-9-0		1-2-0		3-1-0				OVERALL				16-3-0				12-2-0				6-1-0			
20-6-0		1-2-0		1-0-0				HOME				9-2-0				7-1-0				2-1-0			
15-3-0		0-0-0		2-1-0				AWAY				5-1-0				4-1-0				4-0-0			
3-0-0		0-0-0		0-0-0				NEUTRAL				2-0-0				1-0-0				0-0-0			
19-4-0		0-0-0		1-0-0				NON-CONFERENCE				6-1-0				9-2-0				3-1-0			
11-3-0		0-0-0		1-0-0				HOME				4-1-0				4-1-0				2-1-0			
5-1-0		0-0-0		0-0-				AWAY				0-0-0				4-1-0				1-0-0			
3-0-0		0-0-0		0-0-0				NEUTRAL				2-0-0				1-0-0				0-0-0			
19-5-0		1-2-0		2-1-0				CONFERENCE				10-2-0				3-0-0				3-0-0			
9-3-0		1-2-0		0-0-0				HOME				5-1-0				3-0-0				0-0-0			
10-2-0		0-0-0		2-1-0				AWAY				5-1-0				0-0-0				3-0-0			
0-0-0		0-0-0		0-0-0				NEUTRAL				0-0-0				0-0-0				0-0-0			
RPI	S	Opponent		Score		RPI	S	Opponent		Score		RPI	S	Opponent		Score		RPI	S	Opponent		Score	
2	H	UCLA		3	2	35	A	California		10	7	51	A	Oregon		20	5	110	A	Cal St. Fullerton		5	6
2	H	UCLA		7	10	35	A	California		5	2	51	A	Oregon		5	4	110	A	Cal St. Fullerton		8	1
2	H	UCLA		5	11	35	A	California		2	18	51	A	Oregon		10	0	110	A	Cal St. Fullerton		4	3
						47	H	Fresno St.		2	0	54	H	Texas		9	0	114	A	San Francisco		11	1
												54	H	Texas		8	1	114	H	San Francisco		8	3
												54	H	Texas		0	4	116	N	Ball St.		2	1
												54	H	Texas		4	2	119	H	UNLV		3	2
												55	H	Arizona		13	3	119	H	UNLV		1	2
												55	H	Arizona		13	5	119	H	UNLV		6	5
												55	H	Arizona		3	6	122	A	Grand Canyon		14	4
												61	N	Pepperdine		6	1	134	H	Cal Poly		7	1
												65	H	Washington		3	2	149	H	Utah		7	3
												65	H	Washington		8	2	149	H	Utah		7	4
												65	H	Washington		6	1	149	H	Utah		7	6
												78	H	Gonzaga		11	10	186	H	San Jose St.		15	7
												84	A	Southern California		2	4	202	A	Washington St.		14	2
												84	A	Southern California		8	3	202	A	Washington St.		7	1
												84	A	Southern California		7	4	202	A	Washington St.		8	5
												98	N	Wichita St.		5	4	230	H	UC Davis		6	8
																		279	A	Santa Clara		7	1
																		279	H	Santa Clara		5	1
LAST 10 GAMES																							
						134	H	Cal Poly		7	1	84	A	Southern California		2	4						
						35	A	California		5	2	84	A	Southern California		7	4						
						35	A	California		2	18	84	A	Southern California		8	3						
						35	A	California		10	7	279	A	Santa Clara		7	1						
						279	H	Santa Clara		5	1	55	H	Arizona		13	5						

Non-Div. I Games:

Stanford

Average RPI Win:		109	WON-LOST RECORD		WINNING PCT. RANK		LAST 10 GAMES		STRENGTH OF SCHEDULE		OPP. STRENGTH OF SCHEDULE		TEAM RPI		ADJ RPI		CONF. RPI		ADJ CONF. RPI	
DIV. I ONLY			34-18-1		.65094 43		7-3-0		35		14		15		.58962 15		1		1	
DIV. I NON-CONF.			21-5-0		.80769 12		1-0-0		209		125		39		.57065 39		1		1	
TOTALS		RPI 1-25		RPI 26-50		W-L RECORDS		RPI 51-100		RPI 101-150		RPI 150+								
34-18-1		6-11-1		4-2-0		OVERALL		5-0-0		12-4-0		7-1-0								
21-3-0		2-1-0		4-2-0		HOME		4-0-0		6-0-0		5-0-0								
11-12-1		4-10-1		0-0-0		AWAY		1-0-0		4-2-0		2-0-0								
2-3-0		0-0-0		0-0-0		NEUTRAL		0-0-0		2-2-0		0-1-0								
21-5-0		0-0-0		0-0-0		NON-CONFERENCE		2-0-0		12-4-0		7-1-0								
12-0-0		0-0-0		0-0-0		HOME		1-0-0		6-0-0		5-0-0								
7-2-0		0-0-0		0-0-		AWAY		1-0-0		4-2-0		2-0-0								
2-3-0		0-0-0		0-0-0		NEUTRAL		0-0-0		2-2-0		0-1-0								
13-13-1		6-11-1		4-2-0		CONFERENCE		3-0-0		0-0-0		0-0-0								
9-3-0		2-1-0		4-2-0		HOME		3-0-0		0-0-0		0-0-0								
4-10-1		4-10-1		0-0-0		AWAY		0-0-0		0-0-0		0-0-0								
0-0-0		0-0-0		0-0-0		NEUTRAL		0-0-0		0-0-0		0-0-0								
RPI	S	Opponent		Score		RPI	S	Opponent		Score		RPI	S	Opponent		Score				
1	A	Vanderbilt		2	7	29	H	Ole Miss		2	1	73	H	Kansas St.		17	2			
1	A	Vanderbilt		5	2	29	H	Ole Miss		0	3	76	H	South Carolina		5	2			
1	A	Vanderbilt		2	5	29	H	Ole Miss		8	5	76	H	South Carolina		9	7			
5	A	Georgia		0	3	42	H	Kentucky		2	4	76	H	South Carolina		11	0			
5	A	Georgia		2	5	42	H	Kentucky		5	4	96	A	Incarnate Word		11	7			
5	A	Georgia		2	4	42	H	Kentucky		9	2									
6	A	Arkansas		2	3															
6	A	Arkansas		0	2															
6	A	Arkansas		3	4															
10	A	Tennessee		6	2															
10	A	Tennessee		10	8															
10	A	Tennessee		5	11															
13	A	Texas A&M		3	2															
13	A	Texas A&M		3	7															
13	A	Texas A&M		2	2															
21	H	LSU		11	5															
21	H	LSU		11	12															
21	H	LSU		4	1															
						LAST 10 GAMES														
		1 A Vanderbilt		2	7	10	A	Tennessee		5	11	257	A	Florida A&M		5	3			
		1 A Vanderbilt		5	2	255	H	Southeast Mo. St.		21	6	289	H	Alabama A&M		13	5			
		1 A Vanderbilt		2	5	76	H	South Carolina		9	7									
		10 A Tennessee		10	8	76	H	South Carolina		11	0									
		10 A Tennessee		6	2	76	H	South Carolina		5	2									

Non-Div. I Games:

Missouri

Average RPI Win: 128		WON-LOST RECORD		WINNING PCT. RANK		LAST 10 GAMES		STRENGTH OF SCHEDULE		OPP. STRENGTH OF SCHEDULE		TEAM RPI		ADJ RPI		CONF. RPI		ADJ CONF. RPI					
DIV. I ONLY		36-16-0		.69231		27		8-2-0		26		44		16		.58958		16		3		3	
DIV. I NON-CONF.		20-5-0		.8		14		3-1-0		125		163		40		.57044		40		4		4	
TOTALS		RPI 1-25		RPI 26-50		W-L RECORDS		RPI 51-100		RPI 101-150		RPI 150+											
36-16-0		4-8-0		6-4-0		OVERALL		7-2-0		3-1-0		16-1-0											
23-8-0		2-4-0		1-2-0		HOME		5-1-0		2-1-0		13-0-0											
13-8-0		2-4-0		5-2-0		AWAY		2-1-0		1-0-0		3-1-0											
0-0-0		0-0-0		0-0-0		NEUTRAL		0-0-0		0-0-0		0-0-0											
20-5-0		0-0-0		3-4-0		NON-CONFERENCE		0-0-0		3-1-0		14-0-0											
16-3-0		0-0-0		1-2-0		HOME		0-0-0		2-1-0		13-0-0											
4-2-0		0-0-0		2-0-		AWAY		0-0-0		1-0-0		1-0-0											
0-0-0		0-0-0		0-0-0		NEUTRAL		0-0-0		0-0-0		0-0-0											
16-11-0		4-8-0		3-0-0		CONFERENCE		7-2-0		0-0-0		2-1-0											
7-5-0		2-4-0		0-0-0		HOME		5-1-0		0-0-0		0-0-0											
9-6-0		2-4-0		3-0-0		AWAY		2-1-0		0-0-0		2-1-0											
0-0-0		0-0-0		0-0-0		NEUTRAL		0-0-0		0-0-0		0-0-0											
RPI	S	Opponent		Score		RPI	S	Opponent		Score		RPI	S	Opponent		Score							
7	A	Louisville		5 7		33	A	Florida		1 4		57	H	Florida St.		5 6							
7	A	Louisville		16 11		33	A	Florida		5 2		57	H	Florida St.		11 0							
7	A	Louisville		6 9		33	A	Florida		3 9		57	H	Florida St.		4 0							
8	H	Georgia Tech		9 6		36	A	Fla. Atlantic		16 6		58	A	Wake Forest		8 4							
8	H	Georgia Tech		4 5		36	H	Fla. Atlantic		4 6		58	A	Wake Forest		7 3							
8	H	Georgia Tech		6 5		36	H	Fla. Atlantic		11 4		58	A	Wake Forest		7 9							
19	A	North Carolina		3 9		43	H	UCF		7 8		62	H	Virginia Tech		2 0							
19	A	North Carolina		6 4		44	A	Virginia		9 6		62	H	Virginia Tech		4 3							
19	A	North Carolina		5 8		44	A	Virginia		2 1		62	H	Virginia Tech		1 0							
24	H	NC State		6 7		44	A	Virginia		3 1													
24	H	NC State		3 6																			
24	H	NC State		4 6																			

Non-Div. I Games:

Miami (FL)

Average RPI Win: 80		WON-LOST	WINNING	LAST 10	STRENGTH OF		OPP. STRENGTH	TEAM	ADJ	CONF.	ADJ CONF.
Average RPI Loss: 50		RECORD	PCT. RANK	GAMES	SCHEDULE		OF SCHEDULE	RPI	RPI	RPI	RPI
DIV. I ONLY		34-15-1	.69	30	5-5-0		39	7	17	.58856	17
DIV. I NON-CONF.		14-9-1	.60417	94	1-4-0		19	5	48	.56346	48
TOTALS		RPI 1-25	RPI 26-50		W-L RECORDS		RPI 51-100		RPI 101-150		RPI 150+
34-15-1		3-6-0	9-2-0		OVERALL		13-4-1		3-2-0		6-1-0
16-8-0		2-4-0	2-1-0		HOME		5-3-0		3-0-0		4-0-0
8-6-0		1-2-0	2-1-0		AWAY		5-1-0		0-2-0		0-0-0
10-1-1		0-0-0	5-0-0		NEUTRAL		3-0-1		0-0-0		2-1-0
14-9-1		2-4-0	5-0-0		NON-CONFERENCE		4-2-1		0-2-0		3-1-0
4-6-0		2-4-0	0-0-0		HOME		1-2-0		0-0-0		1-0-0
0-2-0		0-0-0	0-0-		AWAY		0-0-0		0-2-0		0-0-0
10-1-1		0-0-0	5-0-0		NEUTRAL		3-0-1		0-0-0		2-1-0
20-6-0		1-2-0	4-2-0		CONFERENCE		9-2-0		3-0-0		3-0-0
12-2-0		0-0-0	2-1-0		HOME		4-1-0		3-0-0		3-0-0
8-4-0		1-2-0	2-1-0		AWAY		5-1-0		0-0-0		0-0-0
0-0-0		0-0-0	0-0-0		NEUTRAL		0-0-0		0-0-0		0-0-0
RPI S	Opponent	Score	RPI S	Opponent	Score	RPI S	Opponent	Score	RPI S	Opponent	Score
2 A	UCLA	7 3	28 N	Indiana	8 3	51 A	Oregon	8 5	115 A	Nevada	6 7
2 A	UCLA	7 9	34 A	Arizona St.	6 4	51 A	Oregon	4 1	115 A	Nevada	7 8
2 A	UCLA	0 8	34 A	Arizona St.	1 4	51 A	Oregon	2 3	149 H	Utah	11 0
11 H	Oklahoma St.	0 1	34 A	Arizona St.	4 3	51 H	Oregon	7 6	149 H	Utah	3 2
11 H	Oklahoma St.	7 8	35 H	California	2 3	51 H	Oregon	8 12	149 H	Utah	6 2
11 H	Oklahoma St.	2 5	35 H	California	10 5	55 H	Arizona	9 3	167 H	Portland	4 3
18 H	West Virginia	0 2	35 H	California	3 2	55 H	Arizona	15 3	167 N	Portland	1 5
18 H	West Virginia	4 2	37 N	Nebraska	8 2	55 H	Arizona	8 4	181 N	New Mexico	5 0
18 H	West Virginia	9 2	37 N	Nebraska	5 3	56 H	San Diego St.	3 4	181 N	New Mexico	6 5
			37 N	Nebraska	17 1	56 H	San Diego St.	8 1	202 H	Washington St.	18 4
			37 N	Nebraska	8 3	65 A	Washington	10 7	202 H	Washington St.	2 0
						65 A	Washington	1 0	202 H	Washington St.	4 3
						65 A	Washington	4 3			
						68 N	Coastal Caro.	4 4			
						70 N	Minnesota	2 1			
						70 N	Minnesota	13 1			
						78 H	Gonzaga	3 6			
						78 N	Gonzaga	9 3			
LAST 10 GAMES											
			167 H	Portland	4 3	11 H	Oklahoma St.	2 5			
			51 A	Oregon	2 3	11 H	Oklahoma St.	0 1			
			51 A	Oregon	8 5	78 H	Gonzaga	3 6			
			51 A	Oregon	4 1	202 H	Washington St.	2 0			
			11 H	Oklahoma St.	7 8	202 H	Washington St.	4 3			

Non-Div. I Games:

Oregon St.

Average RPI Win: 102		WON-LOST	WINNING	LAST 10	STRENGTH OF		OPP. STRENGTH	TEAM	ADJ	CONF.	ADJ CONF.
Average RPI Loss: 54		RECORD	PCT. RANK	GAMES	SCHEDULE		OF SCHEDULE	RPI	RPI	RPI	RPI
DIV. I ONLY		32-18-0	.64	49	6-4-0		38	29	18	.58808	18
DIV. I NON-CONF.		19-7-0	.73077	34	3-0-0		77	71	11	.5985	11
TOTALS		RPI 1-25	RPI 26-50		W-L RECORDS		RPI 51-100		RPI 101-150		RPI 150+
32-18-0		5-5-0	2-4-0		OVERALL		14-8-0		3-0-0		8-1-0
15-5-0		2-1-0	2-1-0		HOME		3-3-0		3-0-0		5-0-0
17-13-0		3-4-0	0-3-0		AWAY		11-5-0		0-0-0		3-1-0
0-0-0		0-0-0	0-0-0		NEUTRAL		0-0-0		0-0-0		0-0-0
19-7-0		1-3-0	0-0-0		NON-CONFERENCE		7-3-0		3-0-0		8-1-0
8-0-0		0-0-0	0-0-0		HOME		0-0-0		3-0-0		5-0-0
11-7-0		1-3-0	0-0-		AWAY		7-3-0		0-0-0		3-1-0
0-0-0		0-0-0	0-0-0		NEUTRAL		0-0-0		0-0-0		0-0-0
13-11-0		4-2-0	2-4-0		CONFERENCE		7-5-0		0-0-0		0-0-0
7-5-0		2-1-0	2-1-0		HOME		3-3-0		0-0-0		0-0-0
6-6-0		2-1-0	0-3-0		AWAY		4-2-0		0-0-0		0-0-0
0-0-0		0-0-0	0-0-0		NEUTRAL		0-0-0		0-0-0		0-0-0
RPI S	Opponent	Score	RPI S	Opponent	Score	RPI S	Opponent	Score	RPI S	Opponent	Score
8 A	Georgia Tech	4 5	27 A	Baylor	5 6	54 A	Texas	2 10	126 H	Kent St.	8 4
9 H	Texas Tech	4 3	27 A	Baylor	0 12	54 A	Texas	9 8	126 H	Kent St.	9 7
9 H	Texas Tech	2 0	27 A	Baylor	4 10	54 A	Texas	3 2	126 H	Kent St.	6 2
9 H	Texas Tech	0 3	44 H	Oklahoma	1 2	62 A	Virginia Tech	7 2	182 A	Kennesaw St.	3 5
11 A	Oklahoma St.	11 1	44 H	Oklahoma	12 4	67 A	Ga. Southern	5 1	184 H	Canisius	5 4
11 A	Oklahoma St.	4 2	44 H	Oklahoma	5 1	67 A	Ga. Southern	3 1	193 A	Marshall	15 3
11 A	Oklahoma St.	5 9				67 A	Ga. Southern	0 1	193 H	Marshall	2 0
17 A	Oregon St.	2 9				73 A	Kansas St.	6 8	197 A	Pittsburgh	9 4
17 A	Oregon St.	2 4				73 A	Kansas St.	7 4	197 H	Pittsburgh	5 4
17 A	Oregon St.	2 0				73 A	Kansas St.	6 0	240 A	Georgia St.	8 2
						75 H	Kansas	4 3	248 H	Towson	8 3
						75 H	Kansas	5 6	277 H	Youngstown St.	14 1
						75 H	Kansas	1 0			
						77 H	TCU	5 14			
						77 H	TCU	6 5			
						77 H	TCU	1 6			
						80 A	Maryland	8 1			
						87 A	William & Mary	4 6			
						87 A	William & Mary	12 2			
						87 A	William & Mary	9 1			
LAST 10 GAMES											
			197 A	Pittsburgh	9 4						
			73 A	Kansas St.	7 4						
			73 A	Kansas St.	6 8						
			73 A	Kansas St.	6 0						
			62 A	Virginia Tech	7 2						

Non-Div. I Games:

West Virginia

West Virginia

RPI	S	Opponent	Score
92	A	Morehead St.	9 3
92	A	Morehead St.	6 9
77	H	TCU	6 5
77	H	TCU	1 6
77	H	TCU	5 14
193	H	Marshall	2 0
54	A	Texas	2 10

W
e
s
t
v
i
r
g
i
n
i
a

Average RPI Win: 101		WON-LOST	WINNING	LAST 10	STRENGTH OF		OPP. STRENGTH	TEAM	ADJ	CONF.	ADJ CONF.
Average RPI Loss: 62		RECORD	PCT. RANK	GAMES	SCHEDULE		OF SCHEDULE	RPI	RPI	RPI	RPI
DIV. I ONLY		37-15-0	.71154	19	51		19	19	.58628	19	3
DIV. I NON-CONF.		21-4-0	.84	9	76		68	13	.59329	13	4
TOTALS		RPI 1-25	RPI 26-50		W-L RECORDS		RPI 51-100		RPI 101-150		RPI 150+
37-15-0		3-4-0	6-5-0		OVERALL		16-4-0		2-0-0		10-2-0
30-4-0		2-2-0	6-1-0		HOME		12-1-0		2-0-0		8-0-0
7-10-0		1-2-0	0-4-0		AWAY		4-2-0		0-0-0		2-2-0
0-1-0		0-0-0	0-0-0		NEUTRAL		0-1-0		0-0-0		0-0-0
21-4-0		0-1-0	1-1-0		NON-CONFERENCE		9-2-0		2-0-0		9-0-0
20-2-0		0-1-0	1-0-0		HOME		9-1-0		2-0-0		8-0-0
1-1-0		0-0-0	0-0-0		AWAY		0-0-0		0-0-0		1-0-0
0-1-0		0-0-0	0-0-0		NEUTRAL		0-1-0		0-0-0		0-0-0
16-11-0		3-3-0	5-4-0		CONFERENCE		7-2-0		0-0-0		1-2-0
10-2-0		2-1-0	5-1-0		HOME		3-0-0		0-0-0		0-0-0
6-9-0		1-2-0	0-3-0		AWAY		4-2-0		0-0-0		1-2-0
0-0-0		0-0-0	0-0-0		NEUTRAL		0-0-0		0-0-0		0-0-0
RPI S	Opponent	Score	RPI S	Opponent	Score	RPI S	Opponent	Score	RPI S	Opponent	Score
4 H	East Carolina	5 9	38 A	Clemson	3 17	59 H	VCU	8 11	123 H	Gardner-Webb	18 8
8 A	Georgia Tech	11 4	38 A	Clemson	4 5	60 H	Boston College	16 8	127 H	Winthrop	13 9
8 A	Georgia Tech	5 10	38 A	Clemson	2 3	60 H	Boston College	11 10	151 H	High Point	7 0
8 A	Georgia Tech	10 11	44 H	Virginia	5 12	60 H	Boston College	8 7	163 H	Davidson	12 4
16 H	Miami (FL)	4 6	44 H	Virginia	5 4	62 A	Virginia Tech	5 2	178 A	UNCW	11 4
16 H	Miami (FL)	8 5	44 H	Virginia	5 4	62 A	Virginia Tech	7 5	178 H	UNCW	4 3
16 H	Miami (FL)	9 3	49 H	Duke	16 6	62 A	Virginia Tech	1 4	190 H	N.C. A&T	2 1
			49 H	Duke	1 0	63 H	Campbell	4 2	197 A	Pittsburgh	1 7
			49 H	Duke	8 7	68 H	Coastal Caro.	6 1	197 A	Pittsburgh	3 7
			50 A	Liberty	0 2	69 H	Xavier	12 3	197 A	Pittsburgh	10 6
			50 H	Liberty	11 5	69 H	Xavier	8 3	225 H	UMass Lowell	14 7
						69 H	Xavier	14 3	225 H	UMass Lowell	5 0
						71 H	UNC Greensboro	17 4	225 H	UMass Lowell	14 2
						76 N	South Carolina	2 5	250 H	Charleston So.	7 6
						89 A	Notre Dame	3 4			
						89 A	Notre Dame	10 1			
						89 A	Notre Dame	13 6			
						99 H	South Fla.	3 2			
						99 H	South Fla.	2 1			
						99 H	South Fla.	5 3			
LAST 10 GAMES											
			151 H	High Point	7 0	127 H	Winthrop	13 9			
			197 A	Pittsburgh	10 6	50 H	Liberty	11 5			
			197 A	Pittsburgh	3 7	44 H	Virginia	5 4			
			197 A	Pittsburgh	1 7	44 H	Virginia	5 4			
			4 H	East Carolina	5 9	44 H	Virginia	5 12			

Non-Div. I Games:

North Carolina

Average RPI Win: 92		WON-LOST RECORD		WINNING PCT. RANK		LAST 10 GAMES		STRENGTH OF SCHEDULE		OPP. STRENGTH OF SCHEDULE		TEAM RPI		ADJ RPI		CONF. RPI		ADJ CONF. RPI					
DIV. I ONLY		31-21-0		.59615		72		4-6-0		1		3		20		.58551		20		1		1	
DIV. I NON-CONF.		18-6-0		.75		26		1-1-0		97		63		43		.56825		43		1		1	
TOTALS		RPI 1-25		RPI 26-50		W-L RECORDS		RPI 51-100		RPI 101-150		RPI 150+											
31-21-0		7-13-0		6-4-0		OVERALL		5-2-0		7-1-0		6-1-0											
22-10-0		5-5-0		4-2-0		HOME		2-1-0		6-1-0		5-1-0											
9-10-0		2-8-0		2-1-0		AWAY		3-1-0		1-0-0		1-0-0											
0-1-0		0-0-0		0-1-0		NEUTRAL		0-0-0		0-0-0		0-0-0											
18-6-0		0-2-0		2-1-0		NON-CONFERENCE		3-1-0		7-1-0		6-1-0											
13-4-0		0-1-0		0-0-0		HOME		2-1-0		6-1-0		5-1-0											
5-2-0		0-1-0		2-0-		AWAY		1-0-0		1-0-0		1-0-0											
0-0-0		0-0-0		0-0-0		NEUTRAL		0-0-0		0-0-0		0-0-0											
13-15-0		7-11-0		4-3-0		CONFERENCE		2-1-0		0-0-0		0-0-0											
9-6-0		5-4-0		4-2-0		HOME		0-0-0		0-0-0		0-0-0											
4-8-0		2-7-0		0-0-0		AWAY		2-1-0		0-0-0		0-0-0											
0-1-0		0-0-0		0-1-0		NEUTRAL		0-0-0		0-0-0		0-0-0											
RPI	S	Opponent		Score		RPI	S	Opponent		Score		RPI	S	Opponent		Score							
1	A	Vanderbilt		6 12		29	H	Ole Miss		7 4		67	H	Ga. Southern		11 2							
1	A	Vanderbilt		2 5		29	H	Ole Miss		6 5		67	H	Ga. Southern		5 7							
1	A	Vanderbilt		5 9		29	H	Ole Miss		3 5		67	H	Ga. Southern		4 3							
3	A	Mississippi St.		6 5		40	H	Alabama		17 7		76	A	South Carolina		7 5							
3	A	Mississippi St.		2 15		40	H	Alabama		5 1		76	A	South Carolina		4 2							
3	A	Mississippi St.		15 20		40	H	Alabama		6 7		76	A	South Carolina		0 4							
5	H	Georgia		8 10		40	N	Alabama		3 6		83	A	South Alabama		6 2							
5	H	Georgia		4 3		43	A	UCF		13 9													
5	H	Georgia		2 11		43	A	UCF		1 6													
6	H	Arkansas		6 9		43	A	UCF		4 1													
6	H	Arkansas		6 3																			
6	H	Arkansas		0 8																			
8	A	Georgia Tech		6 11																			
8	H	Georgia Tech		3 9																			
10	H	Tennessee		5 3																			
10	H	Tennessee		5 2																			
10	H	Tennessee		2 0																			
13	A	Texas A&M		1 4																			
13	A	Texas A&M		0 4																			
13	A	Texas A&M		7 0																			
						LAST 10 GAMES																	
						243	H	North Ala.		8 7		40	H	Alabama		17 7							
						5	H	Georgia		8 10		40	H	Alabama		6 7							
						5	H	Georgia		4 3		40	H	Alabama		5 1							
						5	H	Georgia		2 11		1	A	Vanderbilt		5 9							
						157	H	UAB		4 6		1	A	Vanderbilt		2 5							

Non-Div. I Games:

Auburn

Average RPI Win: 86		WON-LOST RECORD		WINNING PCT. RANK		LAST 10 GAMES		STRENGTH OF SCHEDULE		OPP. STRENGTH OF SCHEDULE		TEAM RPI		ADJ RPI		CONF. RPI		ADJ CONF. RPI					
DIV. I ONLY		32-21-0		.60377		64		5-5-0		6		16		21		.58398		21		1		1	
DIV. I NON-CONF.		17-9-0		.65385		66		1-1-0		58		143		66		.54556		65		1		1	
TOTALS		RPI 1-25		RPI 26-50		W-L RECORDS		RPI 51-100		RPI 101-150		RPI 150+											
32-21-0		7-8-0		10-5-0		OVERALL		5-4-0		2-3-0		8-1-0											
25-7-0		2-1-0		8-4-0		HOME		5-1-0		2-1-0		8-0-0											
7-13-0		5-7-0		2-1-0		AWAY		0-3-0		0-1-0		0-1-0											
0-1-0		0-0-0		0-0-0		NEUTRAL		0-0-0		0-1-0		0-0-0											
17-9-0		0-0-0		2-1-0		NON-CONFERENCE		5-4-0		2-3-0		8-1-0											
17-3-0		0-0-0		2-1-0		HOME		5-1-0		2-1-0		8-0-0											
0-5-0		0-0-0		0-0-		AWAY		0-3-0		0-1-0		0-1-0											
0-1-0		0-0-0		0-0-0		NEUTRAL		0-0-0		0-1-0		0-0-0											
15-12-0		7-8-0		8-4-0		CONFERENCE		0-0-0		0-0-0		0-0-0											
8-4-0		2-1-0		6-3-0		HOME		0-0-0		0-0-0		0-0-0											
7-8-0		5-7-0		2-1-0		AWAY		0-0-0		0-0-0		0-0-0											
0-0-0		0-0-0		0-0-0		NEUTRAL		0-0-0		0-0-0		0-0-0											
RPI	S	Opponent		Score		RPI	S	Opponent		Score		RPI	S	Opponent		Score							
3	A	Mississippi St.		5 6		29	H	Ole Miss		1 5		53	H	Louisiana Tech		1 12							
3	A	Mississippi St.		10 5		29	H	Ole Miss		8 3		54	A	Texas		1 8							
3	A	Mississippi St.		11 2		29	H	Ole Miss		15 19		54	A	Texas		6 7							
5	A	Georgia		1 0		33	H	Florida		13 1		54	A	Texas		4 8							
5	A	Georgia		0 2		33	H	Florida		11 2		83	H	South Alabama		2 0							
5	A	Georgia		7 9		33	H	Florida		9 16		93	H	Southeastern La.		6 5							
6	A	Arkansas		6 11		35	H	California		2 5		94	H	Bryant		4 3							
6	A	Arkansas		3 2		35	H	California		5 4		94	H	Bryant		17 8							
6	A	Arkansas		4 14		35	H	California		4 3		94	H	Bryant		13 6							
13	H	Texas A&M		9 3		40	A	Alabama		1 6						187 H Holy Cross							
13	H	Texas A&M		4 6		40	A	Alabama		5 2						209 H Lamar University							
13	H	Texas A&M		2 1		40	A	Alabama		5 4						211 A Southern U.							
15	A	Missouri		12 11		42	H	Kentucky		7 2						211 H Southern U.							
15	A	Missouri		1 4		42	H	Kentucky		16 4						239 H Grambling							
15	A	Missouri		5 11		42	H	Kentucky		2 1						265 H Texas Southern							
LAST 10 GAMES																							
		152 H New Orleans		7 5		29 H Ole Miss		15 19															
		6 A Arkansas		3 2		29 H Ole Miss		1 5															
		6 A Arkansas		6 11		29 H Ole Miss		8 3															
		6 A Arkansas		4 14		40 A Alabama		5 4															
		53 H Louisiana Tech		1 12		40 A Alabama		5 2															

Non-Div. I Games:

LSU

Average RPI Win: 108		WON-LOST	WINNING	LAST 10	STRENGTH OF		OPP. STRENGTH	TEAM	ADJ	CONF.	ADJ CONF.
Average RPI Loss: 80		RECORD	PCT. RANK	GAMES	SCHEDULE		OF SCHEDULE	RPI	RPI	RPI	RPI
DIV. I ONLY		34-16-0	.68	31	7-3-0		49	64	22	.58367	22
DIV. I NON-CONF.		21-8-0	.72414	37	1-1-0		18	81	4	.6065	4
TOTALS		RPI 1-25	RPI 26-50		W-L RECORDS		RPI 51-100		RPI 101-150		RPI 150+
34-16-0		3-1-0	8-4-0		OVERALL		7-8-0		4-1-0		12-2-0
18-4-0		3-0-0	3-1-0		HOME		3-3-0		0-0-0		9-0-0
13-10-0		0-1-0	5-2-0		AWAY		4-5-0		3-0-0		1-2-0
3-2-0		0-0-0	0-1-0		NEUTRAL		0-0-0		1-1-0		2-0-0
21-8-0		3-1-0	4-2-0		NON-CONFERENCE		4-2-0		4-1-0		6-2-0
9-1-0		3-0-0	1-0-0		HOME		2-1-0		0-0-0		3-0-0
9-5-0		0-1-0	3-0-		AWAY		2-1-0		3-0-0		1-2-0
3-2-0		0-0-0	0-1-0		NEUTRAL		0-0-0		1-1-0		2-0-0
13-8-0		0-0-0	4-2-0		CONFERENCE		3-6-0		0-0-0		6-0-0
9-3-0		0-0-0	2-1-0		HOME		1-2-0		0-0-0		6-0-0
4-5-0		0-0-0	2-1-0		AWAY		2-4-0		0-0-0		0-0-0
0-0-0		0-0-0	0-0-0		NEUTRAL		0-0-0		0-0-0		0-0-0
RPI S	Opponent	Score	RPI S	Opponent	Score	RPI S	Opponent	Score	RPI S	Opponent	Score
25 A	Illinois St.	6 7	28 H	Indiana	3 1	58 A	Wake Forest	5 2	122 A	Grand Canyon	9 2
25 H	Illinois St.	12 1	28 H	Indiana	4 0	68 A	Coastal Caro.	3 11	122 A	Grand Canyon	5 2
25 H	Illinois St.	14 3	28 H	Indiana	2 9	68 H	Coastal Caro.	4 2	122 A	Grand Canyon	6 3
25 H	Illinois St.	4 2	30 A	Indiana St.	1 3	68 H	Coastal Caro.	4 1	140 N	Northeastern	1 8
			30 H	Indiana St.	5 2	70 A	Minnesota	4 5	140 N	Northeastern	5 4
			31 N	UConn	4 7	70 A	Minnesota	13 3	166 A	Southern Ill.	3 12
			36 A	Fla. Atlantic	11 10	70 A	Minnesota	4 2	166 H	Southern Ill.	5 4
			36 A	Fla. Atlantic	7 6	79 A	Iowa	1 2	166 H	Southern Ill.	14 5
			36 A	Fla. Atlantic	5 3	79 A	Iowa	4 8	166 H	Southern Ill.	5 4
			37 A	Nebraska	6 5	79 A	Iowa	1 3	176 H	Penn St.	4 3
			37 A	Nebraska	3 4	80 H	Maryland	4 8	176 H	Penn St.	2 1
			37 A	Nebraska	8 1	80 H	Maryland	5 1	176 H	Penn St.	7 6
						80 H	Maryland	2 4	194 A	Saint Louis	4 1
						97 A	Bradley	4 2	194 A	Saint Louis	3 8
						97 H	Bradley	8 12	195 H	Purdue	5 4
									195 H	Purdue	6 4
									195 H	Purdue	5 2
									245 N	Georgetown	11 3
									246 N	Sacred Heart	4 0
LAST 10 GAMES											
			195 H	Purdue	6 4	28 H	Indiana	4 0			
			195 H	Purdue	5 4	30 H	Indiana St.	5 2			
			195 H	Purdue	5 2	166 A	Southern Ill.	3 12			
			28 H	Indiana	2 9	37 A	Nebraska	6 5			
			28 H	Indiana	3 1	37 A	Nebraska	3 4			

Non-Div. I Games:

Illinois

Average RPI Win: 127		WON-LOST RECORD	WINNING PCT. RANK	LAST 10 GAMES	STRENGTH OF SCHEDULE	OPP. STRENGTH OF SCHEDULE	TEAM RPI	ADJ RPI		CONF. RPI	ADJ CONF. RPI						
Average RPI Loss: 94																	
DIV. I ONLY		32-11-0	.74419	10	8-2-0	88	100	23	.58225	23	16	16					
DIV. I NON-CONF.		21-7-0	.75	26	2-0-0	66	10	10	.60039	10	17	17					
<hr/>																	
TOTALS		RPI 1-25		RPI 26-50		W-L RECORDS		RPI 51-100		RPI 101-150		RPI 150+					
32-11-0		3-0-0		3-2-0		OVERALL		8-7-0		6-1-0		12-1-0					
10-5-0		3-0-0		1-1-0		HOME		3-3-0		2-1-0		1-0-0					
21-5-0		0-0-0		1-0-0		AWAY		5-4-0		4-0-0		11-1-0					
1-1-0		0-0-0		1-1-0		NEUTRAL		0-0-0		0-0-0		0-0-0					
21-7-0		3-0-0		3-2-0		NON-CONFERENCE		7-5-0		4-0-0		4-0-0					
7-2-0		3-0-0		1-1-0		HOME		2-1-0		0-0-0		1-0-0					
13-4-0		0-0-0		1-0-		AWAY		5-4-0		4-0-0		3-0-0					
1-1-0		0-0-0		1-1-0		NEUTRAL		0-0-0		0-0-0		0-0-0					
11-4-0		0-0-0		0-0-0		CONFERENCE		1-2-0		2-1-0		8-1-0					
3-3-0		0-0-0		0-0-0		HOME		1-2-0		2-1-0		0-0-0					
8-1-0		0-0-0		0-0-0		AWAY		0-0-0		0-0-0		8-1-0					
0-0-0		0-0-0		0-0-0		NEUTRAL		0-0-0		0-0-0		0-0-0					
RPI	S	Opponent		Score		RPI	S	Opponent		Score		RPI	S	Opponent		Score	
25	H	Illinois St.		17	3	37	A	Nebraska		10	2	69	H	Xavier		1	3
25	H	Illinois St.		8	7	37	H	Nebraska		3	6	69	H	Xavier		5	0
25	H	Illinois St.		7	3	37	H	Nebraska		2	1	69	H	Xavier		1	8
						46	N	Texas St.		6	5	73	H	Kansas St.		4	0
						46	N	Texas St.		9	12	73	H	Kansas St.		11	1
												73	H	Kansas St.		2	9
												75	A	Kansas		6	5
												80	A	Maryland		5	3
												80	A	Maryland		3	2
												80	A	Maryland		8	6
												90	A	Evansville		0	11
												90	A	Evansville		1	7
												90	A	Evansville		10	4
												98	A	Wichita St.		5	7
												98	A	Wichita St.		3	4
<hr/>																	
LAST 10 GAMES																	
205	H	Omaha		13	2	245	A	Georgetown		14	2	245	A	Georgetown		7	3
121	H	St. John's (NY)		4	2	245	A	Georgetown		7	3	205	A	Omaha		6	2
121	H	St. John's (NY)		4	6	69	H	Xavier		1	3	69	H	Xavier		5	0
121	H	St. John's (NY)		11	0												
245	A	Georgetown		7	4												

Non-Div. I Games:

Creighton

Average RPI Win:	127	WON-LOST RECORD	WINNING PCT. RANK	LAST 10 GAMES	STRENGTH OF SCHEDULE	OPP. STRENGTH OF SCHEDULE	TEAM RPI	ADJ RPI	CONF. RPI	ADJ CONF. RPI		
DIV. I ONLY		39-14-0	.73585	11	7-3-0	64	39	24	.58019	24	3	3
DIV. I NON-CONF.		23-3-0	.88462	3	4-1-0	185	133	22	.58324	22	4	4
<hr/>												
TOTALS	RPI 1-25	RPI 26-50		W-L RECORDS		RPI 51-100		RPI 101-150		RPI 150+		
39-14-0	3-3-0	4-2-0		OVERALL		11-9-0		6-0-0		15-0-0		
23-8-0	0-3-0	4-2-0		HOME		5-3-0		4-0-0		10-0-0		
13-5-0	3-0-0	0-0-0		AWAY		6-5-0		1-0-0		3-0-0		
3-1-0	0-0-0	0-0-0		NEUTRAL		0-1-0		1-0-0		2-0-0		
<hr/>												
23-3-0	0-0-0	0-0-0		NON-CONFERENCE		5-3-0		6-0-0		12-0-0		
14-2-0	0-0-0	0-0-0		HOME		3-2-0		4-0-0		7-0-0		
6-0-0	0-0-0	0-0-		AWAY		2-0-0		1-0-0		3-0-0		
3-1-0	0-0-0	0-0-0		NEUTRAL		0-1-0		1-0-0		2-0-0		
<hr/>												
16-11-0	3-3-0	4-2-0		CONFERENCE		6-6-0		0-0-0		3-0-0		
9-6-0	0-3-0	4-2-0		HOME		2-1-0		0-0-0		3-0-0		
7-5-0	3-0-0	0-0-0		AWAY		4-5-0		0-0-0		0-0-0		
0-0-0	0-0-0	0-0-0		NEUTRAL		0-0-0		0-0-0		0-0-0		
<hr/>												
RPI S	Opponent	Score	RPI S	Opponent	Score	RPI S	Opponent	Score	RPI S	Opponent	Score	
7 H	Louisville	2 14	38 H	Clemson	3 4	57 H	Florida St.	5 7	108 A	Elon	5 0	
7 H	Louisville	10 14	38 H	Clemson	6 1	57 H	Florida St.	9 8	108 H	Elon	21 2	
7 H	Louisville	3 6	38 H	Clemson	8 3	57 H	Florida St.	16 0	117 H	Radford	9 3	
16 A	Miami (FL)	7 6	44 H	Virginia	3 0	58 A	Wake Forest	3 7	117 H	Radford	6 3	
16 A	Miami (FL)	6 3	44 H	Virginia	3 4	58 A	Wake Forest	8 9	117 H	Radford	6 3	
16 A	Miami (FL)	6 4	44 H	Virginia	8 7	58 A	Wake Forest	4 3	126 N	Kent St.	3 2	
						60 A	Boston College	6 5	162 N	Michigan St.	5 0	
						60 A	Boston College	1 3	178 A	UNCW	14 7	
						60 A	Boston College	16 4	178 H	UNCW	11 3	
						63 A	Campbell	10 1	190 N	N.C. A&T	12 3	
						63 H	Campbell	3 5	197 H	Pittsburgh	21 3	
						68 A	Coastal Caro.	7 6	197 H	Pittsburgh	6 5	
						68 H	Coastal Caro.	6 7	197 H	Pittsburgh	4 3	
						70 H	Minnesota	3 2	201 A	Charlotte	6 5	
						70 H	Minnesota	5 4	222 H	Tennessee Tech	10 6	
						70 H	Minnesota	8 4	248 H	Towson	11 1	
						76 N	South Carolina	8 10	253 H	George Mason	18 3	
						89 A	Notre Dame	4 5	273 A	N.C. Central	11 10	
						89 A	Notre Dame	4 2	280 H	Bucknell	12 8	
						89 A	Notre Dame	1 4	280 H	Bucknell	14 2	
									280 H	Bucknell	8 2	
<hr/>												
LAST 10 GAMES												
						117 H	Radford	9 3				
						117 H	Radford	6 3				
						178 H	UNCW	11 3				
						89 A	Notre Dame	1 4				
						89 A	Notre Dame	4 2				

Non-Div. I Games:

NC State

Average RPI Win: 147		WON-LOST	WINNING	LAST 10	STRENGTH OF	OPP. STRENGTH	TEAM	ADJ	CONF.	ADJ CONF.				
Average RPI Loss: 76		RECORD	PCT. RANK	GAMES	SCHEDULE	OF SCHEDULE	RPI	RPI	RPI	RPI				
DIV. I ONLY		30-21-0	.58824	80	4-6-0	30	125	25	.57749	25	6	6		
DIV. I NON-CONF.		18-15-0	.54545	120	0-1-0	8	167	27	.57911	27	6	6		
<hr/>														
TOTALS		RPI 1-25		RPI 26-50		W-L RECORDS		RPI 51-100		RPI 101-150		RPI 150+		
30-21-0		2-8-0		2-4-0		OVERALL		3-1-0		8-5-0		15-3-0		
11-4-0		1-0-0		1-2-0		HOME		0-0-0		6-2-0		3-0-0		
19-17-0		1-8-0		1-2-0		AWAY		3-1-0		2-3-0		12-3-0		
0-0-0		0-0-0		0-0-0		NEUTRAL		0-0-0		0-0-0		0-0-0		
18-15-0		2-8-0		0-0-0		NON-CONFERENCE		1-0-0		5-5-0		10-2-0		
7-2-0		1-0-0		0-0-0		HOME		0-0-0		3-2-0		3-0-0		
11-13-0		1-8-0		0-0-		AWAY		1-0-0		2-3-0		7-2-0		
0-0-0		0-0-0		0-0-0		NEUTRAL		0-0-0		0-0-0		0-0-0		
12-6-0		0-0-0		2-4-0		CONFERENCE		2-1-0		3-0-0		5-1-0		
4-2-0		0-0-0		1-2-0		HOME		0-0-0		3-0-0		0-0-0		
8-4-0		0-0-0		1-2-0		AWAY		2-1-0		0-0-0		5-1-0		
0-0-0		0-0-0		0-0-0		NEUTRAL		0-0-0		0-0-0		0-0-0		
RPI	S	Opponent	Score		RPI	S	Opponent	Score		RPI	S	Opponent	Score	
1	A	Vanderbilt	4	10	26	A	DBU	9	8	79	A	Iowa	11	6
1	A	Vanderbilt	1	9	26	A	DBU	3	13	97	A	Bradley	14	1
1	A	Vanderbilt	7	3	26	A	DBU	4	11	97	A	Bradley	2	7
22	A	Illinois	3	14	30	H	Indiana St.	4	3	97	A	Bradley	1	0
22	A	Illinois	2	4	30	H	Indiana St.	1	13					
22	A	Illinois	1	12	30	H	Indiana St.	1	6					
22	H	Illinois	7	6										
23	A	Creighton	3	17										
23	A	Creighton	3	7										
23	A	Creighton	7	8										

Non-Div. I Games:

Illinois St.

RPI	S	Opponent	Score	
233	A	Valparaiso	13	1
233	A	Valparaiso	2	4
241	A	SIUE	16	9
255	A	Southeast Mo. St.	18	6

Illinois St.

I
l
l
i
n
o
i
s
s
t
.

I
l
l
i
n
o
i
s
s
t
.

Average RPI Win: 114		WON-LOST RECORD		WINNING PCT. RANK		LAST 10 GAMES		STRENGTH OF SCHEDULE		OPP. STRENGTH OF SCHEDULE		TEAM RPI		ADJ RPI		CONF. RPI		ADJ CONF. RPI					
DIV. I ONLY		36-15-0		.70588 23		8-2-0		58		55		26		.57683 26		6		6					
DIV. I NON-CONF.		24-9-0		.72727 36		2-0-0		34		32		17		.59145 17		6		6					
TOTALS		RPI 1-25		RPI 26-50		W-L RECORDS		RPI 51-100		RPI 101-150		RPI 150+											
36-15-0		4-2-0		5-5-0		OVERALL		10-6-0		7-2-0		10-0-0											
24-7-0		4-1-0		5-3-0		HOME		5-3-0		3-0-0		7-0-0											
12-8-0		0-1-0		0-2-0		AWAY		5-3-0		4-2-0		3-0-0											
0-0-0		0-0-0		0-0-0		NEUTRAL		0-0-0		0-0-0		0-0-0											
24-9-0		2-1-0		2-5-0		NON-CONFERENCE		7-3-0		6-0-0		7-0-0											
14-5-0		2-0-0		2-3-0		HOME		3-2-0		3-0-0		4-0-0											
10-4-0		0-1-0		0-0-		AWAY		4-1-0		3-0-0		3-0-0											
0-0-0		0-0-0		0-0-0		NEUTRAL		0-0-0		0-0-0		0-0-0											
12-6-0		2-1-0		3-0-0		CONFERENCE		3-3-0		1-2-0		3-0-0											
10-2-0		2-1-0		3-0-0		HOME		2-1-0		0-0-0		3-0-0											
2-4-0		0-0-0		0-0-0		AWAY		1-2-0		1-2-0		0-0-0											
0-0-0		0-0-0		0-0-0		NEUTRAL		0-0-0		0-0-0		0-0-0											
RPI	S	Opponent		Score		RPI	S	Opponent		Score		RPI	S	Opponent		Score							
11	A	Oklahoma St.		3	6	27	A	Baylor		4	10	70	H	Minnesota		9	0	111	A	Air Force		4	3
11	H	Oklahoma St.		7	5	27	H	Baylor		1	5	70	H	Minnesota		7	9	111	A	Air Force		6	5
13	H	Texas A&M		5	4	30	H	Indiana St.		12	2	70	H	Minnesota		7	5	111	A	Air Force		30	7
25	H	Illinois St.		11	4	30	H	Indiana St.		8	1	77	A	TCU		9	3	126	H	Kent St.		8	1
25	H	Illinois St.		8	9	30	H	Indiana St.		7	3	77	H	TCU		11	6	126	H	Kent St.		3	0
25	H	Illinois St.		13	3	39	H	Houston		8	4	88	A	UT Arlington		7	1	126	H	Kent St.		8	4
						39	H	Houston		6	8	88	H	UT Arlington		0	9	136	A	Missouri St.		6	1
						39	H	Houston		0	2	90	A	Evansville		5	11	136	A	Missouri St.		3	4
						44	A	Oklahoma		2	4	90	A	Evansville		4	3	136	A	Missouri St.		0	6
						44	H	Oklahoma		7	2	90	A	Evansville		3	8	169	H	SFA		11	0
												91	A	Col. of Charleston		14	4	216	H	Houston Baptist		7	1
												91	A	Col. of Charleston		3	4	216	H	Houston Baptist		2	1
												91	A	Col. of Charleston		6	2	216	H	Houston Baptist		12	2
												97	H	Bradley		7	6	219	A	Oral Roberts		13	8
												97	H	Bradley		1	2	219	A	Oral Roberts		13	6
												97	H	Bradley		14	3	219	A	Oral Roberts		6	2
																		233	H	Valparaiso		6	1
																		233	H	Valparaiso		8	0
																		233	H	Valparaiso		10	5
						LAST 10 GAMES																	
						30	H	Indiana St.		7	3	136	A	Missouri St.		3	4						
						30	H	Indiana St.		8	1	136	A	Missouri St.		6	1						
						30	H	Indiana St.		12	2	88	A	UT Arlington		7	1						
						169	H	SFA		11	0	25	H	Illinois St.		11	4						
						136	A	Missouri St.		0	6	25	H	Illinois St.		13	3						

Non-Div. I Games:

DBU

Average RPI Win: 108		WON-LOST	WINNING	LAST 10	STRENGTH OF		OPP. STRENGTH	TEAM	ADJ	CONF.	ADJ CONF.
Average RPI Loss: 59		RECORD	PCT. RANK	GAMES	SCHEDULE		OF SCHEDULE	RPI	RPI	RPI	RPI
DIV. I ONLY		33-13-0	.71739	16	7-3-0		55	31	27	.57648	27
DIV. I NON-CONF.		19-7-0	.73077	34	2-0-0		139	58	58	.5494	58
TOTALS		RPI 1-25	RPI 26-50		W-L RECORDS		RPI 51-100		RPI 101-150		RPI 150+
33-13-0		4-3-0	6-3-0		OVERALL		10-5-0		2-2-0		11-0-0
25-6-0		3-0-0	4-3-0		HOME		5-2-0		2-1-0		11-0-0
7-5-0		1-2-0	1-0-0		AWAY		5-3-0		0-0-0		0-0-0
1-2-0		0-1-0	1-0-0		NEUTRAL		0-0-0		0-1-0		0-0-0
19-7-0		0-1-0	4-2-0		NON-CONFERENCE		2-2-0		2-2-0		11-0-0
17-3-0		0-0-0	2-2-0		HOME		2-0-0		2-1-0		11-0-0
1-2-0		0-0-0	1-0-		AWAY		0-2-0		0-0-0		0-0-0
1-2-0		0-1-0	1-0-0		NEUTRAL		0-0-0		0-1-0		0-0-0
14-6-0		4-2-0	2-1-0		CONFERENCE		8-3-0		0-0-0		0-0-0
8-3-0		3-0-0	2-1-0		HOME		3-2-0		0-0-0		0-0-0
6-3-0		1-2-0	0-0-0		AWAY		5-1-0		0-0-0		0-0-0
0-0-0		0-0-0	0-0-0		NEUTRAL		0-0-0		0-0-0		0-0-0
RPI S	Opponent	Score	RPI S	Opponent	Score	RPI S	Opponent	Score	RPI S	Opponent	Score
9 A	Texas Tech	2 3	26 A	DBU	5 1	54 H	Texas	6 8	125 N	Rice	3 6
9 A	Texas Tech	11 10	26 H	DBU	10 4	54 H	Texas	6 5	134 H	Cal Poly	3 0
9 A	Texas Tech	3 13	37 H	Nebraska	0 2	64 A	Sam Houston St.	7 8	134 H	Cal Poly	1 3
13 N	Texas A&M	2 5	37 H	Nebraska	4 12	64 H	Sam Houston St.	9 6	134 H	Cal Poly	14 3
18 H	West Virginia	12 0	37 H	Nebraska	10 3	73 H	Kansas St.	3 10	169 H	SFA	10 0
18 H	West Virginia	6 5	44 H	Oklahoma	5 7	73 H	Kansas St.	11 6	187 H	Holy Cross	6 1
18 H	West Virginia	10 4	44 H	Oklahoma	7 3	73 H	Kansas St.	4 3	187 H	Holy Cross	8 5
			44 H	Oklahoma	3 2	75 A	Kansas	8 2	187 H	Holy Cross	12 0
			46 N	Texas St.	5 4	75 A	Kansas	8 0	187 H	Holy Cross	8 5
						75 A	Kansas	7 12	203 H	Cornell	12 4
						77 A	TCU	6 3	203 H	Cornell	10 3
						77 A	TCU	15 2	203 H	Cornell	17 0
						77 A	TCU	12 1	210 H	Abilene Christian	6 3
						88 A	UT Arlington	1 2	265 H	Texas Southern	13 3
						88 H	UT Arlington	12 2	265 H	Texas Southern	3 2
LAST 10 GAMES											
			88 H	UT Arlington	12 2	77 A	TCU	15 2			
			73 H	Kansas St.	3 10	77 A	TCU	6 3			
			73 H	Kansas St.	11 6	169 H	SFA	10 0			
			73 H	Kansas St.	4 3	9 A	Texas Tech	3 13			
			77 A	TCU	12 1	9 A	Texas Tech	2 3			

Non-Div. I Games:

Baylor

Average RPI Win: 113		WON-LOST RECORD		WINNING PCT. RANK		LAST 10 GAMES		STRENGTH OF SCHEDULE		OPP. STRENGTH OF SCHEDULE		TEAM RPI		ADJ RPI		CONF. RPI		ADJ CONF. RPI	
DIV. I ONLY		33-19-0		.63462		52		5-5-0		40		66		28		.57489		28	
DIV. I NON-CONF.		18-12-0		.6		95		0-2-0		25		57		45		.56722		45	
TOTALS		RPI 1-25		RPI 26-50		W-L RECORDS		RPI 51-100		RPI 101-150		RPI 150+							
33-19-0		1-7-0		4-2-0		OVERALL		12-5-0		6-3-0		10-2-0							
18-5-0		0-1-0		0-0-0		HOME		8-2-0		2-1-0		8-1-0							
11-12-0		1-5-0		3-2-0		AWAY		3-2-0		2-2-0		2-1-0							
4-2-0		0-1-0		1-0-0		NEUTRAL		1-1-0		2-0-0		0-0-0							
18-12-0		0-5-0		2-1-0		NON-CONFERENCE		5-3-0		6-3-0		5-0-0							
10-3-0		0-1-0		0-0-0		HOME		3-1-0		2-1-0		5-0-0							
4-7-0		0-3-0		1-0-		AWAY		1-1-0		2-2-0		0-0-0							
4-2-0		0-1-0		1-0-0		NEUTRAL		1-1-0		2-0-0		0-0-0							
15-7-0		1-2-0		2-1-0		CONFERENCE		7-2-0		0-0-0		5-2-0							
8-2-0		0-0-0		0-0-0		HOME		5-1-0		0-0-0		3-1-0							
7-5-0		1-2-0		2-1-0		AWAY		2-1-0		0-0-0		2-1-0							
0-0-0		0-0-0		0-0-0		NEUTRAL		0-0-0		0-0-0		0-0-0							
RPI	S	Opponent		Score		RPI	S	Opponent		Score		RPI	S	Opponent		Score			
7	H	Louisville		7	8	30	A	Indiana St.		15	14	65	N	Washington		1	0		
10	A	Tennessee		1	5	31	N	UConn		9	6	68	A	Coastal Caro.		5	6		
10	A	Tennessee		0	11	42	A	Kentucky		2	5	70	H	Minnesota		7	6		
10	A	Tennessee		3	5	48	A	Michigan		10	4	70	H	Minnesota		7	1		
17	N	Oregon St.		3	8	48	A	Michigan		10	8	70	H	Minnesota		3	7		
22	A	Illinois		1	3	48	A	Michigan		5	6	79	H	Iowa		7	1		
22	A	Illinois		9	2							79	H	Iowa		3	2		
22	A	Illinois		0	4							79	H	Iowa		13	1		
												80	A	Maryland		0	2		
												80	A	Maryland		20	5		
												80	A	Maryland		19	4		
												81	H	Wright St.		4	15		
												90	A	Evansville		5	0		
												90	H	Evansville		6	5		
												90	H	Evansville		5	1		
												90	H	Evansville		9	3		
												95	N	San Diego		3	5		
LAST 10 GAMES																			
7	H	Louisville		7	8	22	A	Illinois		9	2								
48	A	Michigan		5	6	22	A	Illinois		1	3								
48	A	Michigan		10	8	22	A	Illinois		0	4								
48	A	Michigan		10	4	70	H	Minnesota		7	1								
42	A	Kentucky		2	5	70	H	Minnesota		7	6								

Non-Div. I Games:

Indiana

Average RPI Win: 97		WON-LOST	WINNING	LAST 10	STRENGTH OF		OPP. STRENGTH	TEAM	ADJ	CONF.	ADJ CONF.
Average RPI Loss: 40		RECORD	PCT. RANK	GAMES	SCHEDULE		OF SCHEDULE	RPI	RPI	RPI	RPI
DIV. I ONLY		32-21-0	.60377	64	19		4	29	.57472	29	1
DIV. I NON-CONF.		17-8-0	.68	55	144		88	65	.54568	64	1
TOTALS		RPI 1-25	RPI 26-50		W-L RECORDS		RPI 51-100		RPI 101-150		RPI 150+
32-21-0		9-13-0	7-4-0		OVERALL		3-2-0		4-1-0		9-1-0
22-9-0		3-4-0	6-3-0		HOME		1-1-0		3-0-0		9-1-0
9-11-0		6-8-0	0-1-0		AWAY		2-1-0		1-1-0		0-0-0
1-1-0		0-1-0	1-0-0		NEUTRAL		0-0-0		0-0-0		0-0-0
17-8-0		0-3-0	1-1-0		NON-CONFERENCE		3-2-0		4-1-0		9-1-0
13-3-0		0-1-0	0-0-0		HOME		1-1-0		3-0-0		9-1-0
3-5-0		0-2-0	0-0-		AWAY		2-1-0		1-1-0		0-0-0
1-0-0		0-0-0	1-0-0		NEUTRAL		0-0-0		0-0-0		0-0-0
15-13-0		9-10-0	6-3-0		CONFERENCE		0-0-0		0-0-0		0-0-0
9-6-0		3-3-0	6-3-0		HOME		0-0-0		0-0-0		0-0-0
6-6-0		6-6-0	0-0-0		AWAY		0-0-0		0-0-0		0-0-0
0-1-0		0-1-0	0-0-0		NEUTRAL		0-0-0		0-0-0		0-0-0
RPI S	Opponent	Score	RPI S	Opponent	Score	RPI S	Opponent	Score	RPI S	Opponent	Score
3 H	Mississippi St.	5 11	33 H	Florida	16 4	81 H	Wright St.	5 9	109 H	Little Rock	11 8
3 H	Mississippi St.	5 8	33 H	Florida	12 10	81 H	Wright St.	10 1	128 A	Memphis	9 6
3 H	Mississippi St.	0 2	33 H	Florida	12 4	86 A	Tulane	12 13	128 H	Memphis	5 2
3 N	Mississippi St.	1 8	40 H	Alabama	12 2	86 A	Tulane	6 3	138 A	Arkansas St.	5 6
4 H	East Carolina	2 3	40 H	Alabama	6 8	86 A	Tulane	6 4	138 H	Arkansas St.	15 3
6 A	Arkansas	10 5	40 H	Alabama	1 0				157 H	UAB	13 4
6 A	Arkansas	3 5	41 A	Southern Miss.	3 5				157 H	UAB	2 1
6 A	Arkansas	4 3	41 N	Southern Miss.	11 2				157 H	UAB	15 9
7 A	Louisville	8 10	42 H	Kentucky	1 4				198 H	UT Martin	12 6
7 A	Louisville	3 4	42 H	Kentucky	2 4				232 H	Long Beach St.	7 2
13 H	Texas A&M	3 2	42 H	Kentucky	8 2				232 H	Long Beach St.	7 6
13 H	Texas A&M	13 3							232 H	Long Beach St.	5 3
13 H	Texas A&M	5 4							243 H	North Ala.	6 10
15 A	Missouri	5 8							292 H	Ark.-Pine Bluff	12 2
15 A	Missouri	3 0							292 H	Ark.-Pine Bluff	25 0
15 A	Missouri	1 2									
20 A	Auburn	5 6									
20 A	Auburn	4 7									
20 A	Auburn	5 3									
21 A	LSU	19 15									
21 A	LSU	3 8									
21 A	LSU	5 1									
LAST 10 GAMES											
138 A	Arkansas St.	5 6	21 A	LSU	5 1						
3 H	Mississippi St.	5 11	21 A	LSU	3 8						
3 H	Mississippi St.	5 8	41 A	Southern Miss.	3 5						
3 H	Mississippi St.	0 2	13 H	Texas A&M	3 2						
21 A	LSU	19 15	13 H	Texas A&M	13 3						

Non-Div. I Games:

Ole Miss

RPI	S	Opponent	Score	
275	H	The Citadel	8	0
275	H	The Citadel	5	1
282	N	Iona	10	0

Indiana St.

I
n
d
i
a
n
a
S
t
.

I
n
d
i
a
n
a
S
t
.

Average RPI Win: 105		WON-LOST RECORD		WINNING PCT. RANK		LAST 10 GAMES		STRENGTH OF SCHEDULE		OPP. STRENGTH OF SCHEDULE		TEAM RPI		ADJ RPI		CONF. RPI		ADJ CONF. RPI					
DIV. I ONLY		31-21-0		.59615 72		6-4-0		37		35		31		.57062 31		5		5					
DIV. I NON-CONF.		21-10-0		.67742 61		3-1-0		32		50		12		.59477 12		5		5					
TOTALS		RPI 1-25		RPI 26-50		W-L RECORDS		RPI 51-100		RPI 101-150		RPI 150+											
31-21-0		3-4-0		6-5-0		OVERALL		7-8-0		8-3-0		7-1-0											
12-7-0		0-0-0		0-0-0		HOME		4-3-0		5-3-0		3-1-0											
11-12-0		0-3-0		6-4-0		AWAY		3-5-0		2-0-0		0-0-0											
8-2-0		3-1-0		0-1-0		NEUTRAL		0-0-0		1-0-0		4-0-0											
21-10-0		3-1-0		2-3-0		NON-CONFERENCE		4-5-0		5-0-0		7-1-0											
6-1-0		0-0-0		0-0-0		HOME		1-0-0		2-0-0		3-1-0											
7-7-0		0-0-0		2-0-		AWAY		3-5-0		2-0-0		0-0-0											
8-2-0		3-1-0		0-1-0		NEUTRAL		0-0-0		1-0-0		4-0-0											
10-11-0		0-3-0		4-2-0		CONFERENCE		3-3-0		3-3-0		0-0-0											
6-6-0		0-0-0		0-0-0		HOME		3-3-0		3-3-0		0-0-0											
4-5-0		0-3-0		4-2-0		AWAY		0-0-0		0-0-0		0-0-0											
0-0-0		0-0-0		0-0-0		NEUTRAL		0-0-0		0-0-0		0-0-0											
RPI	S	Opponent		Score		RPI	S	Opponent		Score		RPI	S	Opponent		Score							
4	A	East Carolina		2	5	28	N	Indiana		6	9	60	H	Boston College		3	1	105	H	Cincinnati	4	5	
4	A	East Carolina		1	5	39	A	Houston		2	1	64	A	Sam Houston St.		5	8	105	H	Cincinnati	5	1	
4	A	East Carolina		7	9	39	A	Houston		9	3	64	A	Sam Houston St.		9	4	105	H	Cincinnati	4	10	
7	N	Louisville		3	2	39	A	Houston		4	5	64	A	Sam Houston St.		5	6	128	H	Memphis	1	7	
7	N	Louisville		2	12	43	A	UCF		10	0	68	A	Coastal Caro.		7	10	128	H	Memphis	3	1	
7	N	Louisville		8	3	43	A	UCF		1	2	91	A	Col. of Charleston		6	7	128	H	Memphis	4	2	
22	N	Illinois		7	4	43	A	UCF		3	1	91	A	Col. of Charleston		7	4	130	A	Massachusetts	10	7	
						44	A	Virginia		3	6	91	A	Col. of Charleston		2	7	140	H	Northeastern	6	2	
						46	A	Texas St.		3	5	94	A	Bryant		11	6	140	N	Northeastern	7	4	
						46	A	Texas St.		4	1	98	H	Wichita St.		4	0	143	A	Rhode Island	5	4	
						46	A	Texas St.		8	4	98	H	Wichita St.		2	1	143	H	Rhode Island	2	1	
												98	H	Wichita St.		5	12	162	N	Michigan St.	6	1	
												99	H	South Fla.		2	3	162	N	Michigan St.	9	3	
												99	H	South Fla.		4	2	162	N	Michigan St.	17	4	
												99	H	South Fla.		1	3	162	N	Michigan St.	10	6	
														Fairfield				196	H		3	10	
														Hartford				213	H		12	4	
														Central Conn. St.				218	H		9	1	
														UMass Lowell				225	H		9	4	
						LAST 10 GAMES																	
						143	A	Rhode Island		5	4	98	H	Wichita St.		2	1						
						99	H	South Fla.		2	3	98	H	Wichita St.		4	0						
						99	H	South Fla.		1	3	218	H	Central Conn. St.		9	1						
						99	H	South Fla.		4	2	64	A	Sam Houston St.		5	6						
						98	H	Wichita St.		5	12	64	A	Sam Houston St.		9	4						

Non-Div. I Games:

UConn

Non-Div. I Games:

Tie, Loss, Non-Conf,S Site, H Home, A Away, N Neutral Page 37

Average RPI Win:		94	WON-LOST RECORD		WINNING PCT. RANK		LAST 10 GAMES		STRENGTH OF SCHEDULE		OPP. STRENGTH OF SCHEDULE		TEAM RPI		ADJ RPI		CONF. RPI		ADJ CONF. RPI								
DIV. I ONLY			30-23-0		.56604 102		4-6-0		5		2		33		.56795 33		1		1								
DIV. I NON-CONF.			20-6-0		.76923 20		1-0-0		38		47		24		.5818 24		1		1								
TOTALS		RPI 1-25		RPI 26-50		W-L RECORDS		RPI 51-100		RPI 101-150		RPI 150+															
30-23-0		5-13-0		5-6-0		OVERALL		9-2-0		4-2-0		7-0-0															
26-11-0		4-5-0		5-3-0		HOME		6-1-0		4-2-0		7-0-0															
3-12-0		1-8-0		0-3-0		AWAY		2-1-0		0-0-0		0-0-0															
1-0-0		0-0-0		0-0-0		NEUTRAL		1-0-0		0-0-0		0-0-0															
20-6-0		2-1-0		0-2-0		NON-CONFERENCE		7-1-0		4-2-0		7-0-0															
17-5-0		2-1-0		0-2-0		HOME		4-0-0		4-2-0		7-0-0															
2-1-0		0-0-0		0-0-		AWAY		2-1-0		0-0-0		0-0-0															
1-0-0		0-0-0		0-0-0		NEUTRAL		1-0-0		0-0-0		0-0-0															
10-17-0		3-12-0		5-4-0		CONFERENCE		2-1-0		0-0-0		0-0-0															
9-6-0		2-4-0		5-1-0		HOME		2-1-0		0-0-0		0-0-0															
1-11-0		1-8-0		0-3-0		AWAY		0-0-0		0-0-0		0-0-0															
0-0-0		0-0-0		0-0-0		NEUTRAL		0-0-0		0-0-0		0-0-0															
RPI	S	Opponent		Score		RPI	S	Opponent		Score		RPI	S	Opponent		Score											
1	A	Vanderbilt		2	15	29	A	Ole Miss		10	12	57	A	Florida St.		3	1	103	H	North Florida		1	7				
1	A	Vanderbilt		0	5	29	A	Ole Miss		4	16	57	H	Florida St.		20	7	124	H	FGCU		2	7				
1	A	Vanderbilt		4	14	29	A	Ole Miss		4	12	57	N	Florida St.		4	2	124	H	FGCU		15	0				
3	H	Mississippi St.		5	6	36	H	Fla. Atlantic		11	13	74	A	Jacksonville		5	4	127	H	Winthrop		28	5				
3	H	Mississippi St.		5	10	40	H	Alabama		6	3	74	H	Jacksonville		13	8	127	H	Winthrop		5	3				
3	H	Mississippi St.		4	2	40	H	Alabama		12	3	74	H	Jacksonville		8	4	127	H	Winthrop		16	4				
5	A	Georgia		1	9	40	H	Alabama		3	1	76	H	South Carolina		9	5	153	H	Yale		6	5				
5	A	Georgia		1	4	42	H	Kentucky		10	8	76	H	South Carolina		3	6	153	H	Yale		4	3				
5	A	Georgia		4	6	42	H	Kentucky		12	8	76	H	South Carolina		6	4	153	H	Yale		15	1				
10	H	Tennessee		7	8	42	H	Kentucky		1	5	99	A	South Fla.		1	6	232	H	Long Beach St.		5	2				
10	H	Tennessee		4	5	43	H	UCF		9	12	99	H	South Fla.		7	3	232	H	Long Beach St.		8	2				
10	H	Tennessee		10	9													232	H	Long Beach St.		3	1				
16	H	Miami (FL)		4	1													257	H	Florida A&M		12	1				
16	H	Miami (FL)		9	3																						
16	H	Miami (FL)		2	5																						
21	A	LSU		2	11																						
21	A	LSU		1	13																						
21	A	LSU		16	9																						
						LAST 10 GAMES																					
						10 H Tennessee						4	5	5 A Georgia						1	9						
						10 H Tennessee						7	8	5 A Georgia						4	6						
						10 H Tennessee						10	9	42 H Kentucky						12	8						
						99 H South Fla.						7	3	42 H Kentucky						1	5						
						5 A Georgia						1	4	42 H Kentucky						10	8						

Non-Div. I Games:

Florida

Average RPI Win: 114		WON-LOST	WINNING	LAST 10	STRENGTH OF		OPP. STRENGTH	TEAM	ADJ	CONF.	ADJ CONF.
Average RPI Loss: 69		RECORD	PCT. RANK	GAMES	SCHEDULE		OF SCHEDULE	RPI	RPI	RPI	RPI
DIV. I ONLY		35-14-0	.71429	18	4-6-0		133	12	34	.56577	34
DIV. I NON-CONF.		20-4-0	.83333	10	1-2-0		187	28	25	.58058	25
TOTALS		RPI 1-25	RPI 26-50		W-L RECORDS		RPI 51-100		RPI 101-150		RPI 150+
35-14-0		2-4-0	1-2-0		OVERALL		16-5-0		6-2-0		10-1-0
26-5-0		2-4-0	0-0-0		HOME		11-0-0		3-0-0		10-1-0
9-9-0		0-0-0	1-2-0		AWAY		5-5-0		3-2-0		0-0-0
0-0-0		0-0-0	0-0-0		NEUTRAL		0-0-0		0-0-0		0-0-0
20-4-0		0-0-0	1-2-0		NON-CONFERENCE		8-0-0		4-1-0		7-1-0
18-1-0		0-0-0	0-0-0		HOME		8-0-0		3-0-0		7-1-0
2-3-0		0-0-0	1-0-		AWAY		0-0-0		1-1-0		0-0-0
0-0-0		0-0-0	0-0-0		NEUTRAL		0-0-0		0-0-0		0-0-0
15-10-0		2-4-0	0-0-0		CONFERENCE		8-5-0		2-1-0		3-0-0
8-4-0		2-4-0	0-0-0		HOME		3-0-0		0-0-0		3-0-0
7-6-0		0-0-0	0-0-0		AWAY		5-5-0		2-1-0		0-0-0
0-0-0		0-0-0	0-0-0		NEUTRAL		0-0-0		0-0-0		0-0-0
RPI S	Opponent	Score	RPI S	Opponent	Score	RPI S	Opponent	Score	RPI S	Opponent	Score
2 H	UCLA	3 18	37 A	Nebraska	15 6	51 A	Oregon	7 3	102 H	New Mexico St.	7 3
2 H	UCLA	2 3	37 A	Nebraska	5 8	51 A	Oregon	4 5	110 A	Cal St. Fullerton	6 4
2 H	UCLA	8 7	37 A	Nebraska	1 2	51 A	Oregon	12 2	119 A	UNLV	9 10
17 H	Oregon St.	4 6				55 A	Arizona	10 7	119 H	UNLV	9 2
17 H	Oregon St.	4 1				55 H	Arizona	17 16	142 H	California Baptist	15 9
17 H	Oregon St.	3 4				55 H	Arizona	8 3	149 A	Utah	3 6
						55 H	Arizona	8 2	149 A	Utah	11 6
						61 H	Pepperdine	4 3	149 A	Utah	8 5
						65 A	Washington	11 6	162 H	Michigan St.	8 5
						65 A	Washington	9 10	162 H	Michigan St.	8 0
						65 A	Washington	6 10	162 H	Michigan St.	13 2
						69 H	Xavier	8 3	202 H	Washington St.	6 5
						69 H	Xavier	12 0	202 H	Washington St.	6 0
						69 H	Xavier	11 6	202 H	Washington St.	8 7
						84 A	Southern California	6 10	230 H	UC Davis	17 2
						84 A	Southern California	3 7	230 H	UC Davis	13 3
						84 A	Southern California	11 8	230 H	UC Davis	3 2
						89 H	Notre Dame	10 1	232 H	Long Beach St.	9 14
						89 H	Notre Dame	16 5	272 H	Seattle U	12 5
						89 H	Notre Dame	20 7			
LAST 10 GAMES											
37 A	Nebraska	5 8									
37 A	Nebraska	1 2									
37 A	Nebraska	15 6									
55 A	Arizona	10 7									
2 H	UCLA	8 7									

Non-Div. I Games:

Arizona St.

RPI	S	Opponent	Score
95	H	San Diego	12 2
2	H	UCLA	3 18
2	H	UCLA	2 3
65	A	Washington	11 6
65	A	Washington	9 10
65	A	Washington	6 10

Average RPI Win:	113	WON-LOST RECORD	WINNING PCT. RANK	LAST 10 GAMES	STRENGTH OF SCHEDULE	OPP. STRENGTH OF SCHEDULE	TEAM RPI	ADJ RPI	CONF. RPI	ADJ CONF. RPI		
DIV. I ONLY		29-17-0	.63043	55	7-3-0	73	13	35	.56342	35	4	4
DIV. I NON-CONF.		15-7-0	.68182	54	2-0-0	105	34	46	.56481	46	3	3
<hr/>												
TOTALS	RPI 1-25	RPI 26-50		W-L RECORDS		RPI 51-100		RPI 101-150		RPI 150+		
29-17-0	4-8-0	2-0-0		OVERALL		7-6-0		9-2-0		7-1-0		
15-6-0	1-2-0	1-0-0		HOME		4-4-0		2-0-0		7-0-0		
13-8-0	3-6-0	0-0-0		AWAY		3-1-0		7-1-0		0-0-0		
1-3-0	0-0-0	1-0-0		NEUTRAL		0-1-0		0-1-0		0-1-0		
<hr/>												
15-7-0	1-2-0	2-0-0		NON-CONFERENCE		2-2-0		6-2-0		4-1-0		
8-1-0	0-0-0	1-0-0		HOME		1-1-0		2-0-0		4-0-0		
6-3-0	1-2-0	0-0-		AWAY		1-0-0		4-1-0		0-0-0		
1-3-0	0-0-0	1-0-0		NEUTRAL		0-1-0		0-1-0		0-1-0		
<hr/>												
14-10-0	3-6-0	0-0-0		CONFERENCE		5-4-0		3-0-0		3-0-0		
7-5-0	1-2-0	0-0-0		HOME		3-3-0		0-0-0		3-0-0		
7-5-0	2-4-0	0-0-0		AWAY		2-1-0		3-0-0		0-0-0		
0-0-0	0-0-0	0-0-0		NEUTRAL		0-0-0		0-0-0		0-0-0		
<hr/>												
RPI S	Opponent	Score	RPI S	Opponent	Score	RPI S	Opponent	Score	RPI S	Opponent	Score	
2 A	UCLA	4 1	32 H	BYU	3 2	51 H	Oregon	10 5	104 N	Northwestern	5 9	
2 A	UCLA	7 8	32 N	BYU	10 6	51 H	Oregon	8 7	114 A	San Francisco	10 5	
2 A	UCLA	1 6				51 H	Oregon	4 12	114 H	San Francisco	10 7	
14 H	Stanford	18 2				55 A	Arizona	7 3	134 A	Cal Poly	10 2	
14 H	Stanford	7 10				55 A	Arizona	10 7	134 A	Cal Poly	5 4	
14 H	Stanford	2 5				55 A	Arizona	2 4	134 A	Cal Poly	5 3	
17 A	Oregon St.	2 3				61 N	Pepperdine	5 7	149 A	Utah	13 6	
17 A	Oregon St.	3 2				72 A	Saint Mary's (CA)	9 3	149 A	Utah	6 4	
17 A	Oregon St.	5 10				72 H	Saint Mary's (CA)	13 1	149 A	Utah	8 4	
21 A	LSU	5 2				72 H	Saint Mary's (CA)	3 10	150 A	Sacramento St.	0 6	
21 A	LSU	3 4				84 H	Southern California	0 1	150 H	Sacramento St.	12 4	
21 A	LSU	4 5				84 H	Southern California	4 9	186 H	San Jose St.	13 0	
						84 H	Southern California	9 8	202 H	Washington St.	6 1	
									202 H	Washington St.	6 0	
									202 H	Washington St.	9 5	
									232 H	Long Beach St.	7 1	
									232 H	Long Beach St.	10 5	
									232 H	Long Beach St.	13 5	
									235 N	CSU Bakersfield	3 4	
<hr/>												
LAST 10 GAMES												
14 H	Stanford	2 5	149 A	Utah	6 4							
14 H	Stanford	18 2	149 A	Utah	8 4							
14 H	Stanford	7 10	32 H	BYU	3 2							
114 A	San Francisco	10 5	51 H	Oregon	4 12							
149 A	Utah	13 6	51 H	Oregon	10 5							

Non-Div. I Games:

California

Average RPI Win:	137	WON-LOST RECORD	WINNING PCT. RANK	LAST 10 GAMES	STRENGTH OF SCHEDULE	OPP. STRENGTH OF SCHEDULE	TEAM RPI	ADJ RPI	CONF. RPI	ADJ CONF. RPI					
DIV. I ONLY		34-18-0	.65385	40	6-4-0	54	77	36	.56285	36	11	11			
DIV. I NON-CONF.		15-10-0	.6	95	1-2-0	29	64	60	.54858	59	11	11			
<hr/>															
TOTALS	RPI 1-25	RPI 26-50		W-L RECORDS		RPI 51-100		RPI 101-150		RPI 150+					
34-18-0	1-5-0	4-2-0		OVERALL		2-5-0		12-3-0		15-3-0					
20-10-0	0-4-0	0-1-0		HOME		2-4-0		10-0-0		8-1-0					
14-8-0	1-1-0	4-1-0		AWAY		0-1-0		2-3-0		7-2-0					
0-0-0	0-0-0	0-0-0		NEUTRAL		0-0-0		0-0-0		0-0-0					
15-10-0	1-5-0	2-1-0		NON-CONFERENCE		0-1-0		7-2-0		5-1-0					
12-6-0	0-4-0	0-1-0		HOME		0-0-0		7-0-0		5-1-0					
3-4-0	1-1-0	2-0-		AWAY		0-1-0		0-2-0		0-0-0					
0-0-0	0-0-0	0-0-0		NEUTRAL		0-0-0		0-0-0		0-0-0					
19-8-0	0-0-0	2-1-0		CONFERENCE		2-4-0		5-1-0		10-2-0					
8-4-0	0-0-0	0-0-0		HOME		2-4-0		3-0-0		3-0-0					
11-4-0	0-0-0	2-1-0		AWAY		0-0-0		2-1-0		7-2-0					
0-0-0	0-0-0	0-0-0		NEUTRAL		0-0-0		0-0-0		0-0-0					
RPI	S	Opponent	Score	RPI	S	Opponent	Score	RPI	S	Opponent	Score	RPI	S	Opponent	Score
16	A	Miami (FL)	4 11	33	A	Florida	13 11	53	H	Louisiana Tech	1 2	103	A	North Florida	5 7
16	A	Miami (FL)	6 4	41	A	Southern Miss.	8 5	53	H	Louisiana Tech	3 5	103	A	North Florida	8 9
16	H	Miami (FL)	6 16	41	A	Southern Miss.	7 8	53	H	Louisiana Tech	11 3	105	H	Cincinnati	9 0
22	H	Illinois	10 11	41	A	Southern Miss.	18 9	64	A	Sam Houston St.	11 12	105	H	Cincinnati	8 7
22	H	Illinois	6 7	43	A	UCF	5 3	66	H	Old Dominion	8 7	105	H	Cincinnati	5 3
22	H	Illinois	3 5	43	H	UCF	10 13	66	H	Old Dominion	6 12	124	H	FGCU	11 5
								66	H	Old Dominion	2 7	125	H	Rice	12 4
												125	H	Rice	12 7
												125	H	Rice	4 2
												135	A	UTSA	8 5
												135	A	UTSA	6 2
												135	A	UTSA	1 4
												140	H	Northeastern	7 4
												140	H	Northeastern	2 1
												140	H	Northeastern	9 6
												156	A	Western Ky.	8 5
												156	A	Western Ky.	6 4
												156	A	Western Ky.	4 11
												157	A	UAB	9 6
												157	A	UAB	6 2
												157	A	UAB	5 6
												168	H	FIU	4 3
												168	H	FIU	1 0
												168	H	FIU	7 1
												185	H	Appalachian St.	3 6
												201	A	Charlotte	8 4
												201	A	Charlotte	12 5
<hr/>															
				LAST 10 GAMES											
				43	H	UCF	10 13	41	A	Southern Miss.	7 8				
				135	A	UTSA	6 2	41	A	Southern Miss.	18 9				
				135	A	UTSA	1 4	41	A	Southern Miss.	8 5				
				135	A	UTSA	8 5	124	H	FGCU	11 5				
				64	A	Sam Houston St.	11 12	66	H	Old Dominion	8 7				

Non-Div. I Games:

Fla. Atlantic

RPI	S	Opponent	Score	
201	A	Charlotte	10	6
207	H	Quinnipiac	7	4
207	H	Quinnipiac	7	0
234	H	Monmouth	11	4
234	H	Monmouth	9	4
234	H	Monmouth	8	5

Fla. Atlantic

F
l
a
.
A
t
l
a
n
t
i
c

F
l
a
.
A
t
l
a
n
t
i
c

Average RPI Win: 123		WON-LOST	WINNING	LAST 10	STRENGTH OF		OPP. STRENGTH	TEAM	ADJ	CONF.	ADJ CONF.
Average RPI Loss: 57		RECORD	PCT. RANK	GAMES	SCHEDULE		OF SCHEDULE	RPI	RPI	RPI	RPI
DIV. I ONLY		26-19-0	.57778	88	4-6-0		46	50	37	.56234	37
DIV. I NON-CONF.		13-11-0	.54167	122	2-2-0		3	27	29	.57786	29
TOTALS		RPI 1-25	RPI 26-50		W-L RECORDS		RPI 51-100		RPI 101-150		RPI 150+
26-19-0		3-8-0	4-2-0		OVERALL		3-6-0		3-2-0		13-1-0
11-5-0		1-3-0	2-1-0		HOME		0-1-0		2-0-0		6-0-0
14-9-0		1-1-0	2-1-0		AWAY		3-4-0		1-2-0		7-1-0
1-5-0		1-4-0	0-0-0		NEUTRAL		0-1-0		0-0-0		0-0-0
13-11-0		2-6-0	4-2-0		NON-CONFERENCE		1-2-0		2-0-0		4-1-0
4-3-0		0-1-0	2-1-0		HOME		0-1-0		2-0-0		0-0-0
8-3-0		1-1-0	2-0-		AWAY		1-0-0		0-0-0		4-1-0
1-5-0		1-4-0	0-0-0		NEUTRAL		0-1-0		0-0-0		0-0-0
13-8-0		1-2-0	0-0-0		CONFERENCE		2-4-0		1-2-0		9-0-0
7-2-0		1-2-0	0-0-0		HOME		0-0-0		0-0-0		6-0-0
6-6-0		0-0-0	0-0-0		AWAY		2-4-0		1-2-0		3-0-0
0-0-0		0-0-0	0-0-0		NEUTRAL		0-0-0		0-0-0		0-0-0
RPI S	Opponent	Score	RPI S	Opponent	Score	RPI S	Opponent	Score	RPI S	Opponent	Score
9 N	Texas Tech	2 1	27 A	Baylor	12 4	64 N	Sam Houston St.	10 11	104 A	Northwestern	6 4
17 N	Oregon St.	3 5	27 A	Baylor	2 0	70 A	Minnesota	2 5	104 A	Northwestern	2 4
17 N	Oregon St.	1 17	27 A	Baylor	3 10	70 A	Minnesota	10 1	104 A	Northwestern	2 10
17 N	Oregon St.	3 8	34 H	Arizona St.	6 15	70 A	Minnesota	2 3	111 H	Air Force	12 3
17 N	Oregon St.	2 8	34 H	Arizona St.	2 1	73 A	Kansas St.	7 0	111 H	Air Force	7 6
22 H	Illinois	1 8	34 H	Arizona St.	8 5	73 H	Kansas St.	0 5	162 H	Michigan St.	4 1
22 H	Illinois	5 6				79 A	Iowa	2 3	162 H	Michigan St.	5 2
22 H	Illinois	4 3				79 A	Iowa	9 17	162 H	Michigan St.	6 2
23 A	Creighton	1 2				79 A	Iowa	3 2	176 A	Penn St.	4 2
23 A	Creighton	6 3							176 A	Penn St.	3 2
23 H	Creighton	2 10							176 A	Penn St.	3 1
									195 H	Purdue	9 5
									195 H	Purdue	13 4
									195 H	Purdue	17 0
									205 A	Omaha	8 5
									220 A	UC Riverside	10 6
									220 A	UC Riverside	9 10
									220 A	UC Riverside	21 6
									220 A	UC Riverside	7 1
LAST 10 GAMES											
			34 H	Arizona St.	8 5	104 A	Northwestern	2 4			
			34 H	Arizona St.	2 1	22 H	Illinois	5 6			
			34 H	Arizona St.	6 15	22 H	Illinois	4 3			
			104 A	Northwestern	6 4	22 H	Illinois	1 8			
			104 A	Northwestern	2 10	23 A	Creighton	1 2			

Non-Div. I Games:

Nebraska

Average RPI Win: 108		WON-LOST	WINNING	LAST 10	STRENGTH OF		OPP. STRENGTH	TEAM	ADJ	CONF.	ADJ CONF.
Average RPI Loss: 58		RECORD	PCT. RANK	GAMES	SCHEDULE		OF SCHEDULE	RPI	RPI	RPI	RPI
DIV. I ONLY		31-22-0	.58491	85	5-5-0		33	27	38	.56181	38
DIV. I NON-CONF.		18-8-0	.69231	49	3-2-0		135	83	70	.54241	70
TOTALS		RPI 1-25	RPI 26-50		W-L RECORDS		RPI 51-100		RPI 101-150		RPI 150+
31-22-0		7-7-0	0-3-0		OVERALL		13-9-0		1-2-0		10-1-0
19-11-0		5-2-0	0-3-0		HOME		5-4-0		1-1-0		8-1-0
10-11-0		2-5-0	0-0-0		AWAY		6-5-0		0-1-0		2-0-0
2-0-0		0-0-0	0-0-0		NEUTRAL		2-0-0		0-0-0		0-0-0
18-8-0		0-2-0	0-0-0		NON-CONFERENCE		7-3-0		1-2-0		10-1-0
13-5-0		0-1-0	0-0-0		HOME		4-2-0		1-1-0		8-1-0
3-3-0		0-1-0	0-0-0		AWAY		1-1-0		0-1-0		2-0-0
2-0-0		0-0-0	0-0-0		NEUTRAL		2-0-0		0-0-0		0-0-0
13-14-0		7-5-0	0-3-0		CONFERENCE		6-6-0		0-0-0		0-0-0
6-6-0		5-1-0	0-3-0		HOME		1-2-0		0-0-0		0-0-0
7-8-0		2-4-0	0-0-0		AWAY		5-4-0		0-0-0		0-0-0
0-0-0		0-0-0	0-0-0		NEUTRAL		0-0-0		0-0-0		0-0-0
RPI S	Opponent	Score	RPI S	Opponent	Score	RPI S	Opponent	Score	RPI S	Opponent	Score
5 A	Georgia	2 3	49 H	Duke	8 9	57 A	Florida St.	4 6	123 A	Gardner-Webb	7 9
5 H	Georgia	3 5	49 H	Duke	8 9	57 A	Florida St.	2 16	123 H	Gardner-Webb	10 2
7 H	Louisville	4 7	49 H	Duke	3 5	57 A	Florida St.	2 6	127 H	Winthrop	6 8
7 H	Louisville	6 3				60 A	Boston College	9 5	160 H	Presbyterian	7 8
7 H	Louisville	5 1				60 A	Boston College	8 1	161 H	ETSU	14 3
8 A	Georgia Tech	8 13				60 A	Boston College	2 3	170 A	Furman	3 1
8 A	Georgia Tech	11 7				62 A	Virginia Tech	12 9	170 H	Furman	2 0
8 A	Georgia Tech	7 8				62 A	Virginia Tech	6 4	201 A	Charlotte	8 5
19 H	North Carolina	5 4				62 A	Virginia Tech	14 1	201 H	Charlotte	7 6
19 H	North Carolina	17 3				68 A	Coastal Caro.	14 3	222 H	Tennessee Tech	7 4
19 H	North Carolina	3 2				68 H	Coastal Caro.	8 5	251 H	VMI	11 6
24 A	NC State	1 6				76 A	South Carolina	3 14	251 H	VMI	8 2
24 A	NC State	3 8				76 H	South Carolina	4 5	251 H	VMI	8 6
24 A	NC State	4 3				76 N	South Carolina	11 5	275 H	The Citadel	17 3
						83 H	South Alabama	3 4			
						83 H	South Alabama	6 2			
						83 H	South Alabama	7 2			
						89 H	Notre Dame	2 4			
						89 H	Notre Dame	5 1			
						89 H	Notre Dame	2 9			
LAST 10 GAMES											
						68 A	Coastal Caro.	14 3			
						24 A	NC State	3 8			
						24 A	NC State	4 3			
						24 A	NC State	1 6			
						275 H	The Citadel	17 3			

Non-Div. I Games:

Clemson

RPI	S	Opponent	Score	
91	H	Col. of Charleston	13	1
91	N	Col. of Charleston	4	1
160	H	Presbyterian	7	8
123	A	Gardner-Webb	7	9
123	H	Gardner-Webb	10	2
8	A	Georgia Tech	11	7
8	A	Georgia Tech	8	13

C
l
e
m
s
o
n

C
l
e
m
s
o
n

Average RPI Win: 100		WON-LOST RECORD	WINNING PCT. RANK	LAST 10 GAMES	STRENGTH OF SCHEDULE	OPP. STRENGTH OF SCHEDULE	TEAM RPI	ADJ RPI	CONF. RPI	ADJ CONF. RPI	
Average RPI Loss: 75											
DIV. I ONLY		31-20-0	.60784 60	6-4-0	41	30	39	.56003 39	5	5	
DIV. I NON-CONF.		20-10-0	.66667 62	3-1-0	33	31	37	.5716 37	5	5	
TOTALS		RPI 1-25	RPI 26-50		W-L RECORDS		RPI 51-100		RPI 101-150		RPI 150+
31-20-0		2-3-0	3-4-0		OVERALL		11-5-0		9-8-0		6-0-0
19-10-0		2-2-0	1-2-0		HOME		5-2-0		7-4-0		4-0-0
11-6-0		0-0-0	2-1-0		AWAY		5-2-0		2-3-0		2-0-0
1-4-0		0-1-0	0-1-0		NEUTRAL		1-1-0		0-1-0		0-0-0
20-10-0		1-1-0	2-2-0		NON-CONFERENCE		5-2-0		6-5-0		6-0-0
13-4-0		1-0-0	0-0-0		HOME		3-1-0		5-3-0		4-0-0
6-2-0		0-0-0	2-0-		AWAY		1-0-0		1-1-0		2-0-0
1-4-0		0-1-0	0-1-0		NEUTRAL		1-1-0		0-1-0		0-0-0
11-10-0		1-2-0	1-2-0		CONFERENCE		6-3-0		3-3-0		0-0-0
6-6-0		1-2-0	1-2-0		HOME		2-1-0		2-1-0		0-0-0
5-4-0		0-0-0	0-0-0		AWAY		4-2-0		1-2-0		0-0-0
0-0-0		0-0-0	0-0-0		NEUTRAL		0-0-0		0-0-0		0-0-0
RPI S	Opponent	Score	RPI S	Opponent	Score	RPI S	Opponent	Score	RPI S	Opponent	Score
4 H	East Carolina	3 15	26 A	DBU	4 8	55 H	Arizona	2 1	101 A	McNeese	0 1
4 H	East Carolina	1 3	26 A	DBU	2 0	55 H	Arizona	9 7	101 H	McNeese	5 13
4 H	East Carolina	2 0	26 A	DBU	8 6	55 H	Arizona	4 9	105 H	Cincinnati	8 4
13 H	Texas A&M	4 1	31 H	UConn	3 9	64 A	Sam Houston St.	12 7	105 H	Cincinnati	3 1
13 N	Texas A&M	2 3	31 H	UConn	5 4	64 H	Sam Houston St.	2 1	105 H	Cincinnati	2 3
			31 H	UConn	1 2	64 N	Sam Houston St.	9 3	112 H	Northwestern St.	5 3
			46 N	Texas St.	4 9	77 N	TCU	6 10	112 H	Northwestern St.	5 4
						86 H	Tulane	7 9	112 H	Northwestern St.	1 2
						86 H	Tulane	5 2	119 H	UNLV	9 2
						86 H	Tulane	12 7	119 H	UNLV	2 0
						98 A	Wichita St.	13 5	125 A	Rice	8 2
						98 A	Wichita St.	7 4	125 H	Rice	3 5
						98 A	Wichita St.	7 3	125 N	Rice	1 2
						99 A	South Fla.	3 5	128 A	Memphis	4 3
						99 A	South Fla.	7 1	128 A	Memphis	3 7
						99 A	South Fla.	3 4	128 A	Memphis	4 6
									135 H	UTSA	4 2
									168 H	FIU	5 4
									169 A	SFA	16 1
									171 H	Army West Point	6 3
									171 H	Army West Point	3 2
									171 H	Army West Point	9 7
									209 A	Lamar University	8 7
LAST 10 GAMES											
125 N	Rice	1 2	119 H	UNLV	2 0						
86 H	Tulane	5 2	125 A	Rice	8 2						
86 H	Tulane	7 9	99 A	South Fla.	3 4						
86 H	Tulane	12 7	99 A	South Fla.	7 1						
119 H	UNLV	9 2	99 A	South Fla.	3 5						

Non-Div. I Games:

Houston

Average RPI Win: 128		WON-LOST	WINNING	LAST 10	STRENGTH OF		OPP. STRENGTH	TEAM	ADJ	CONF.	ADJ CONF.
Average RPI Loss: 33		RECORD	PCT. RANK	GAMES	SCHEDULE		OF SCHEDULE	RPI	RPI	RPI	RPI
DIV. I ONLY		30-23-0	.56604	102	4-6-0		17	22	40	.55969	40
DIV. I NON-CONF.		22-3-0	.88	4	2-0-0		141	218	20	.58466	20
TOTALS		RPI 1-25	RPI 26-50		W-L RECORDS		RPI 51-100		RPI 101-150		RPI 150+
30-23-0		5-14-0	1-5-0		OVERALL		7-1-0		5-2-0		12-1-0
20-13-0		3-9-0	0-0-0		HOME		3-1-0		3-2-0		11-1-0
9-10-0		1-5-0	1-5-0		AWAY		4-0-0		2-0-0		1-0-0
1-0-0		1-0-0	0-0-0		NEUTRAL		0-0-0		0-0-0		0-0-0
22-3-0		0-0-0	0-0-0		NON-CONFERENCE		5-0-0		5-2-0		12-1-0
15-3-0		0-0-0	0-0-0		HOME		1-0-0		3-2-0		11-1-0
7-0-0		0-0-0	0-0-		AWAY		4-0-0		2-0-0		1-0-0
0-0-0		0-0-0	0-0-0		NEUTRAL		0-0-0		0-0-0		0-0-0
8-20-0		5-14-0	1-5-0		CONFERENCE		2-1-0		0-0-0		0-0-0
5-10-0		3-9-0	0-0-0		HOME		2-1-0		0-0-0		0-0-0
2-10-0		1-5-0	1-5-0		AWAY		0-0-0		0-0-0		0-0-0
1-0-0		1-0-0	0-0-0		NEUTRAL		0-0-0		0-0-0		0-0-0
RPI S	Opponent	Score	RPI S	Opponent	Score	RPI S	Opponent	Score	RPI S	Opponent	Score
1 H	Vanderbilt	4 7	29 A	Ole Miss	0 1	76 H	South Carolina	9 0	116 H	Ball St.	7 1
1 H	Vanderbilt	0 2	29 A	Ole Miss	8 6	76 H	South Carolina	4 5	116 H	Ball St.	5 8
1 H	Vanderbilt	5 13	29 A	Ole Miss	2 12	76 H	South Carolina	4 1	116 H	Ball St.	6 0
3 A	Mississippi St.	3 13	33 A	Florida	1 3	83 A	South Alabama	6 1	118 A	Troy	7 3
3 A	Mississippi St.	0 6	33 A	Florida	3 12	83 A	South Alabama	10 5	118 H	Troy	4 8
3 A	Mississippi St.	1 9	33 A	Florida	3 6	83 A	South Alabama	7 3	120 A	Jacksonville St.	6 3
6 H	Arkansas	2 10				85 A	Samford	21 2	120 H	Jacksonville St.	13 2
6 H	Arkansas	3 12				85 H	Samford	4 2	157 A	UAB	3 2
6 H	Arkansas	10 0							157 H	UAB	4 3
13 H	Texas A&M	5 6							160 H	Presbyterian	7 2
13 H	Texas A&M	2 1							160 H	Presbyterian	1 4
13 H	Texas A&M	2 3							160 H	Presbyterian	9 4
20 A	Auburn	1 5							191 H	South Dakota St.	5 4
20 A	Auburn	7 17							192 H	Maine	16 0
20 A	Auburn	7 6							220 H	Middle Tenn.	2 0
20 N	Auburn	6 3							243 H	North Ala.	8 0
21 H	LSU	6 1							243 H	North Ala.	4 1
21 H	LSU	2 5							278 H	Northern Ky.	10 1
21 H	LSU	4 5							278 H	Northern Ky.	9 4
									278 H	Northern Ky.	15 1
LAST 10 GAMES											
	85 H	Samford	4	2		20 A	Auburn	7	17		
	13 H	Texas A&M	5	6		20 A	Auburn	7	6		
	13 H	Texas A&M	2	1		20 A	Auburn	1	5		
	13 H	Texas A&M	2	3		21 H	LSU	4	5		
	118 A	Troy	7	3		21 H	LSU	2	5		

Non-Div. I Games:

Alabama

Average RPI Win:		144	WON-LOST RECORD		WINNING PCT. RANK		LAST 10 GAMES		STRENGTH OF SCHEDULE		OPP. STRENGTH OF SCHEDULE		TEAM RPI		ADJ RPI		CONF. RPI		ADJ CONF. RPI					
DIV. I ONLY			33-17-0		.66		37		6-4-0		86		79		41		.55755		41		11		11	
DIV. I NON-CONF.			14-9-0		.6087		92		2-0-0		63		52		71		.54119		71		11		11	
TOTALS		RPI 1-25		RPI 26-50		W-L RECORDS		RPI 51-100		RPI 101-150		RPI 150+												
33-17-0		1-2-0		2-3-0		OVERALL		6-4-0		5-5-0		19-3-0												
21-6-0		0-0-0		2-2-0		HOME		3-3-0		3-0-0		13-1-0												
11-10-0		1-2-0		0-0-0		AWAY		3-1-0		2-5-0		5-2-0												
1-1-0		0-0-0		0-1-0		NEUTRAL		0-0-0		0-0-0		1-0-0												
14-9-0		1-2-0		1-1-0		NON-CONFERENCE		0-4-0		3-1-0		9-1-0												
11-4-0		0-0-0		1-0-0		HOME		0-3-0		3-0-0		7-1-0												
2-4-0		1-2-0		0-0-		AWAY		0-1-0		0-1-0		1-0-0												
1-1-0		0-0-0		0-1-0		NEUTRAL		0-0-0		0-0-0		1-0-0												
19-8-0		0-0-0		1-2-0		CONFERENCE		6-0-0		2-4-0		10-2-0												
10-2-0		0-0-0		1-2-0		HOME		3-0-0		0-0-0		6-0-0												
9-6-0		0-0-0		0-0-0		AWAY		3-0-0		2-4-0		4-2-0												
0-0-0		0-0-0		0-0-0		NEUTRAL		0-0-0		0-0-0		0-0-0												
RPI	S	Opponent		Score		RPI	S	Opponent		Score		RPI	S	Opponent		Score		RPI	S	Opponent		Score		
3	A	Mississippi St.		1	0	29	H	Ole Miss		5	3	53	A	Louisiana Tech		10	5	118	H	Troy		12	2	
3	A	Mississippi St.		3	4	29	N	Ole Miss		2	11	53	A	Louisiana Tech		5	1	125	A	Rice		0	4	
3	A	Mississippi St.		1	8	36	H	Fla. Atlantic		9	18	53	A	Louisiana Tech		12	9	125	A	Rice		2	7	
						36	H	Fla. Atlantic		8	7	66	H	Old Dominion		11	0	125	A	Rice		6	3	
						36	H	Fla. Atlantic		5	8	66	H	Old Dominion		14	4	129	A	Louisiana		5	6	
												66	H	Old Dominion		9	0	129	H	Louisiana		7	6	
												78	H	Gonzaga		8	10	135	A	UTSA		2	12	
												78	H	Gonzaga		2	4	135	A	UTSA		5	6	
												83	A	South Alabama		1	4	135	A	UTSA		14	6	
												83	H	South Alabama		6	15	137	H	La.-Monroe		5	4	
																		152	A	New Orleans		15	2	
																		152	H	New Orleans		1	2	
																		168	A	FIU		6	16	
																		168	A	FIU		15	7	
																		168	A	FIU		4	6	
																		172	N	Nicholls St.		5	0	
																		187	H	Holy Cross		4	1	
																		187	H	Holy Cross		5	3	
																		187	H	Holy Cross		4	0	
																		193	H	Marshall		11	10	
																		193	H	Marshall		10	3	
																		193	H	Marshall		4	3	
																		195	H	Purdue		7	6	
																		195	H	Purdue		4	2	
																		195	H	Purdue		16	7	
																		201	H	Charlotte		8	6	
																		201	H	Charlotte		7	1	
LAST 10 GAMES																								
						118	H	Troy		12	2	36	H	Fla. Atlantic		9	18	195	H	Purdue		7	6	
						125	A	Rice		2	7	36	H	Fla. Atlantic		5	8	195	H	Purdue		4	2	
						125	A	Rice		0	4	29	H	Ole Miss		5	3	195	H	Purdue		16	7	
						125	A	Rice		6	3	220	A	Middle Tenn.		6	5	201	H	Charlotte		8	6	
						36	H	Fla. Atlantic		8	7	220	A	Middle Tenn.		11	3	201	H	Charlotte		7	1	

Non-Div. I Games:

Southern Miss.

RPI	S	Opponent	Score	
201	H	Charlotte	14	3
211	H	Southern U.	8	3
220	A	Middle Tenn.	6	5
220	A	Middle Tenn.	7	1
220	A	Middle Tenn.	11	3

Southern Miss.

S
o
u
t
h
e
r
n
M
i
s
s
.

S
o
u
t
h
e
r
n
M
i
s
s
.

Average RPI Win: 121		WON-LOST	WINNING	LAST 10	STRENGTH OF		OPP. STRENGTH	TEAM	ADJ	CONF.	ADJ CONF.
Average RPI Loss: 20		RECORD	PCT. RANK	GAMES	SCHEDULE		OF SCHEDULE	RPI	RPI	RPI	RPI
DIV. I ONLY		26-26-0	.5	149	5-5-0		9	11	42	.55737	42
DIV. I NON-CONF.		19-6-0	.76	24	2-0-0		50	100	16	.59213	16
TOTALS		RPI 1-25	RPI 26-50		W-L RECORDS		RPI 51-100		RPI 101-150		RPI 150+
26-26-0		3-20-0	5-3-0		OVERALL		3-3-0		3-0-0		12-0-0
16-12-0		2-11-0	2-0-0		HOME		2-1-0		0-0-0		10-0-0
10-14-0		1-9-0	3-3-0		AWAY		1-2-0		3-0-0		2-0-0
0-0-0		0-0-0	0-0-0		NEUTRAL		0-0-0		0-0-0		0-0-0
19-6-0		0-5-0	2-0-0		NON-CONFERENCE		2-1-0		3-0-0		12-0-0
14-2-0		0-1-0	2-0-0		HOME		2-1-0		0-0-0		10-0-0
5-4-0		0-4-0	0-0-0		AWAY		0-0-0		3-0-0		2-0-0
0-0-0		0-0-0	0-0-0		NEUTRAL		0-0-0		0-0-0		0-0-0
7-20-0		3-15-0	3-3-0		CONFERENCE		1-2-0		0-0-0		0-0-0
2-10-0		2-10-0	0-0-0		HOME		0-0-0		0-0-0		0-0-0
5-10-0		1-5-0	3-3-0		AWAY		1-2-0		0-0-0		0-0-0
0-0-0		0-0-0	0-0-0		NEUTRAL		0-0-0		0-0-0		0-0-0
RPI S	Opponent	Score	RPI S	Opponent	Score	RPI S	Opponent	Score	RPI S	Opponent	Score
5 H	Georgia	8 10	28 H	Indiana	5 2	60 H	Boston College	3 12	106 A	Austin Peay	8 4
5 H	Georgia	5 0	29 A	Ole Miss	4 1	69 H	Xavier	16 3	106 A	Austin Peay	12 5
5 H	Georgia	3 7	29 A	Ole Miss	2 8	76 A	South Carolina	6 2	106 A	Austin Peay	11 1
6 H	Arkansas	1 9	29 A	Ole Miss	4 2	76 A	South Carolina	4 5	154 A	Lipscomb	6 2
6 H	Arkansas	4 3	33 A	Florida	8 12	76 A	South Carolina	3 11	156 A	Western Ky.	15 4
6 H	Arkansas	2 5	33 A	Florida	5 1	92 H	Morehead St.	7 0	156 H	Western Ky.	15 0
7 A	Louisville	3 8	33 A	Florida	8 10				184 H	Canisius	10 2
7 H	Louisville	6 18	48 H	Michigan	7 4				184 H	Canisius	12 3
9 A	Texas Tech	4 7							184 H	Canisius	4 3
9 A	Texas Tech	7 10							199 H	Eastern Ky.	7 3
9 A	Texas Tech	4 19							220 H	Middle Tenn.	5 4
10 H	Tennessee	2 4							220 H	Middle Tenn.	4 1
10 H	Tennessee	1 16							220 H	Middle Tenn.	7 0
10 H	Tennessee	2 8							241 H	SIUE	6 4
13 H	Texas A&M	3 5							278 H	Northern Ky.	5 4
13 H	Texas A&M	3 9									
13 H	Texas A&M	5 17									
15 A	Missouri	2 9									
15 A	Missouri	4 2									
15 A	Missouri	4 5									
21 A	LSU	2 7									
21 A	LSU	4 16									
21 A	LSU	1 2									
LAST 10 GAMES											
48 H	Michigan	7 4	6 H	Arkansas	4 3						
76 A	South Carolina	6 2	6 H	Arkansas	1 9						
76 A	South Carolina	3 11	6 H	Arkansas	2 5						
76 A	South Carolina	4 5	33 A	Florida	8 12						
28 H	Indiana	5 2	33 A	Florida	5 1						

Non-Div. I Games:

Kentucky

Average RPI Win: 122		WON-LOST	WINNING	LAST 10	STRENGTH OF		OPP. STRENGTH	TEAM	ADJ		CONF.	ADJ CONF.
Average RPI Loss: 71		RECORD	PCT. RANK	GAMES	SCHEDULE		OF SCHEDULE	RPI	RPI		RPI	RPI
DIV. I ONLY		32-19-0	.62745	56	8-2-0		52	37	43		5	5
DIV. I NON-CONF.		23-7-0	.76667	22	4-0-0		60	59	31		5	5
TOTALS		RPI 1-25	RPI 26-50		W-L RECORDS		RPI 51-100		RPI 101-150		RPI 150+	
32-19-0		2-5-0	3-3-0		OVERALL		11-6-0		6-3-0		10-2-0	
21-11-0		1-2-0	1-3-0		HOME		6-3-0		4-1-0		9-2-0	
11-8-0		1-3-0	2-0-0		AWAY		5-3-0		2-2-0		1-0-0	
0-0-0		0-0-0	0-0-0		NEUTRAL		0-0-0		0-0-0		0-0-0	
23-7-0		2-2-0	2-1-0		NON-CONFERENCE		6-2-0		3-0-0		10-2-0	
16-7-0		1-2-0	0-1-0		HOME		4-2-0		2-0-0		9-2-0	
7-0-0		1-0-0	2-0-		AWAY		2-0-0		1-0-0		1-0-0	
0-0-0		0-0-0	0-0-0		NEUTRAL		0-0-0		0-0-0		0-0-0	
9-12-0		0-3-0	1-2-0		CONFERENCE		5-4-0		3-3-0		0-0-0	
5-4-0		0-0-0	1-2-0		HOME		2-1-0		2-1-0		0-0-0	
4-8-0		0-3-0	0-0-0		AWAY		3-3-0		1-2-0		0-0-0	
0-0-0		0-0-0	0-0-0		NEUTRAL		0-0-0		0-0-0		0-0-0	
RPI S	Opponent	Score	RPI S	Opponent	Score	RPI S	Opponent	Score	RPI S	Opponent	Score	
4 A	East Carolina	8 13	31 H	UConn	1 3	57 A	Florida St.	9 7	103 A	North Florida	9 7	
4 A	East Carolina	5 6	31 H	UConn	0 10	59 H	VCU	10 9	103 H	North Florida	5 0	
4 A	East Carolina	4 7	31 H	UConn	2 1	59 H	VCU	3 4	105 A	Cincinnati	3 8	
16 A	Miami (FL)	8 7	33 A	Florida	12 9	59 H	VCU	8 2	105 A	Cincinnati	15 0	
20 H	Auburn	9 13	36 A	Fla. Atlantic	13 10	74 A	Jacksonville	8 2	105 A	Cincinnati	6 7	
20 H	Auburn	6 1	36 H	Fla. Atlantic	3 5	74 H	Jacksonville	5 8	116 H	Ball St.	9 8	
20 H	Auburn	1 4				74 H	Jacksonville	3 0	128 H	Memphis	7 6	
						74 H	Jacksonville	6 4	128 H	Memphis	7 12	
						86 A	Tulane	4 2	128 H	Memphis	12 11	
						86 A	Tulane	5 2	153 H	Yale	8 1	
						86 A	Tulane	2 6	153 H	Yale	7 5	
						98 A	Wichita St.	6 8	176 H	Penn St.	5 3	
						98 A	Wichita St.	11 3	176 H	Penn St.	2 5	
						98 A	Wichita St.	4 6	176 H	Penn St.	5 11	
						99 H	South Fla.	4 1	208 A	Stetson	13 4	
						99 H	South Fla.	3 6	208 H	Stetson	10 2	
						99 H	South Fla.	5 0	258 H	Siena	5 1	
									258 H	Siena	7 1	
									258 H	Siena	3 2	
									267 H	Bethune-Cookman	6 5	
									267 H	Bethune-Cookman	5 4	
LAST 10 GAMES												
			36 A	Fla. Atlantic	13 10	86 A	Tulane	2 6				
			16 A	Miami (FL)	8 7	103 A	North Florida	9 7				
			267 H	Bethune-Cookman	6 5	128 H	Memphis	7 6				
			86 A	Tulane	5 2	128 H	Memphis	7 12				
			86 A	Tulane	4 2	128 H	Memphis	12 11				

Non-Div. I Games:

UCF

Average RPI Win:		139	WON-LOST RECORD		WINNING PCT. RANK		LAST 10 GAMES		STRENGTH OF SCHEDULE		OPP. STRENGTH OF SCHEDULE		TEAM RPI		ADJ RPI		CONF. RPI		ADJ CONF. RPI					
DIV. I ONLY			30-21-0		.58824		80		7-3-0		24		59		44		.55645		44		3		3	
DIV. I NON-CONF.			18-6-0		.75		26		4-0-0		115		204		55		.55233		55		4		4	
TOTALS		RPI 1-25		RPI 26-50		W-L RECORDS		RPI 51-100		RPI 101-150		RPI 150+												
30-21-0		5-11-0		3-3-0		OVERALL		6-5-0		1-1-0		15-1-0												
23-10-0		2-4-0		3-2-0		HOME		3-3-0		1-0-0		14-1-0												
7-8-0		3-6-0		0-1-0		AWAY		3-1-0		0-0-0		1-0-0												
0-3-0		0-1-0		0-0-0		NEUTRAL		0-1-0		0-1-0		0-0-0												
18-6-0		0-1-0		2-1-0		NON-CONFERENCE		3-2-0		1-1-0		12-1-0												
16-2-0		0-0-0		2-0-0		HOME		2-1-0		1-0-0		11-1-0												
2-1-0		0-0-0		0-0-		AWAY		1-0-0		0-0-0		1-0-0												
0-3-0		0-1-0		0-0-0		NEUTRAL		0-1-0		0-1-0		0-0-0												
12-15-0		5-10-0		1-2-0		CONFERENCE		3-3-0		0-0-0		3-0-0												
7-8-0		2-4-0		1-2-0		HOME		1-2-0		0-0-0		3-0-0												
5-7-0		3-6-0		0-0-0		AWAY		2-1-0		0-0-0		0-0-0												
0-0-0		0-0-0		0-0-0		NEUTRAL		0-0-0		0-0-0		0-0-0												
RPI	S	Opponent		Score		RPI	S	Opponent		Score		RPI	S	Opponent		Score								
1	N	Vanderbilt		9	15	31	H	UConn		6	3	57	H	Florida St.		13	3							
7	H	Louisville		7	15	49	H	Duke		1	2	57	H	Florida St.		2	14							
7	H	Louisville		10	2	49	H	Duke		11	3	57	H	Florida St.		3	5							
7	H	Louisville		12	6	49	H	Duke		6	8	59	A	VCU		3	2							
8	A	Georgia Tech		5	6	50	A	Liberty		5	14	59	H	VCU		8	7							
8	A	Georgia Tech		3	7	50	H	Liberty		6	3	66	H	Old Dominion		4	2							
8	A	Georgia Tech		9	8							77	N	TCU		4	9							
16	H	Miami (FL)		6	9							87	H	William & Mary		3	9							
16	H	Miami (FL)		1	2							89	A	Notre Dame		6	5							
16	H	Miami (FL)		1	3							89	A	Notre Dame		2	5							
19	A	North Carolina		12	5							89	A	Notre Dame		12	7							
19	A	North Carolina		4	5																			
19	A	North Carolina		4	5																			
24	A	NC State		0	3																			
24	A	NC State		4	3																			
24	A	NC State		7	8																			
LAST 10 GAMES																								
59	H	VCU		8	7	19	A	North Carolina		4	5													
7	H	Louisville		12	6	19	A	North Carolina		4	5													
7	H	Louisville		10	2	19	A	North Carolina		12	5													
7	H	Louisville		7	15	159	H	James Madison		2	1													
59	A	VCU		3	2	50	H	Liberty		6	3													

Non-Div. I Games:

Virginia

Average RPI Win: 111		WON-LOST	WINNING	LAST 10	STRENGTH OF		OPP. STRENGTH	TEAM	ADJ		CONF.	ADJ CONF.
Average RPI Loss: 64		RECORD	PCT. RANK	GAMES	SCHEDULE		OF SCHEDULE	RPI	RPI		RPI	RPI
DIV. I ONLY		31-20-0	.60784	60	4-6-0		67	25	44		2	2
DIV. I NON-CONF.		22-7-0	.75862	25	1-0-0		197	43	47		2	2
TOTALS		RPI 1-25	RPI 26-50		W-L RECORDS		RPI 51-100		RPI 101-150		RPI 150+	
31-20-0		2-8-0	2-3-0		OVERALL		12-4-0		11-3-0		4-2-0	
17-8-0		0-4-0	1-0-0		HOME		5-2-0		9-1-0		2-1-0	
13-10-0		1-3-0	1-3-0		AWAY		7-2-0		2-1-0		2-1-0	
1-2-0		1-1-0	0-0-0		NEUTRAL		0-0-0		0-1-0		0-0-0	
22-7-0		0-0-0	1-1-0		NON-CONFERENCE		6-1-0		11-3-0		4-2-0	
13-2-0		0-0-0	1-0-0		HOME		1-0-0		9-1-0		2-1-0	
9-4-0		0-0-0	0-0-		AWAY		5-1-0		2-1-0		2-1-0	
0-1-0		0-0-0	0-0-0		NEUTRAL		0-0-0		0-1-0		0-0-0	
9-13-0		2-8-0	1-2-0		CONFERENCE		6-3-0		0-0-0		0-0-0	
4-6-0		0-4-0	0-0-0		HOME		4-2-0		0-0-0		0-0-0	
4-6-0		1-3-0	1-2-0		AWAY		2-1-0		0-0-0		0-0-0	
1-1-0		1-1-0	0-0-0		NEUTRAL		0-0-0		0-0-0		0-0-0	
RPI S	Opponent	Score	RPI S	Opponent	Score	RPI S	Opponent	Score	RPI S	Opponent	Score	
9 H	Texas Tech	6 10	26 A	DBU	2 7	56 A	San Diego St.	1 0	110 N	Cal St. Fullerton	6 8	
9 H	Texas Tech	4 8	26 H	DBU	4 2	70 A	Minnesota	5 2	125 A	Rice	1 8	
9 H	Texas Tech	3 7	27 A	Baylor	3 7	70 A	Minnesota	2 1	125 A	Rice	17 8	
11 A	Oklahoma St.	5 6	27 A	Baylor	2 3	70 A	Minnesota	1 8	125 A	Rice	6 0	
11 H	Oklahoma St.	7 10	27 A	Baylor	7 5	73 A	Kansas St.	2 5	134 H	Cal Poly	5 2	
11 N	Oklahoma St.	1 5				73 A	Kansas St.	6 3	134 H	Cal Poly	4 1	
11 N	Oklahoma St.	3 2				73 A	Kansas St.	8 4	134 H	Cal Poly	9 3	
18 A	West Virginia	1 5				75 H	Kansas	5 1	136 H	Missouri St.	11 2	
18 A	West Virginia	4 12				75 H	Kansas	4 3	136 H	Missouri St.	6 1	
18 A	West Virginia	2 1				75 H	Kansas	10 5	136 H	Missouri St.	8 11	
						77 H	TCU	2 4	144 H	Columbia	6 2	
						77 H	TCU	4 6	144 H	Columbia	12 3	
						77 H	TCU	7 6	144 H	Columbia	9 0	
						88 H	UT Arlington	9 1	144 H	Columbia	9 1	
						95 A	San Diego	6 1	181 A	New Mexico	8 1	
						98 A	Wichita St.	9 4	181 A	New Mexico	8 6	
									219 A	Oral Roberts	2 3	
									219 H	Oral Roberts	2 4	
									265 H	Texas Southern	10 2	
									292 H	Ark.-Pine Bluff	8 0	
LAST 10 GAMES												
11 H	Oklahoma St.	7 10	9 H	Texas Tech	6 10							
11 N	Oklahoma St.	3 2	73 A	Kansas St.	6 3							
11 N	Oklahoma St.	1 5	73 A	Kansas St.	2 5							
9 H	Texas Tech	4 8	73 A	Kansas St.	8 4							
9 H	Texas Tech	3 7	98 A	Wichita St.	9 4							

Non-Div. I Games:

Oklahoma

Average RPI Win:		121	WON-LOST RECORD		WINNING PCT. RANK		LAST 10 GAMES		STRENGTH OF SCHEDULE		OPP. STRENGTH OF SCHEDULE		TEAM RPI		ADJ RPI		CONF. RPI		ADJ CONF. RPI						
Average RPI Loss:		102																							
DIV. I ONLY			34-17-0		.66667		35		6-4-0		116		40		46		.5556		46						
DIV. I NON-CONF.			16-8-0		.66667		62		0-1-0		54		7		41		.56921		41						
TOTALS		RPI 1-25		RPI 26-50		W-L RECORDS		RPI 51-100		RPI 101-150		RPI 150+													
34-17-0		2-1-0		2-3-0		OVERALL		5-4-0		20-6-0		5-3-0													
17-7-0		0-0-0		1-2-0		HOME		2-0-0		11-3-0		3-2-0													
14-8-0		1-0-0		0-0-0		AWAY		3-4-0		8-3-0		2-1-0													
3-2-0		1-1-0		1-1-0		NEUTRAL		0-0-0		1-0-0		0-0-0													
16-8-0		2-1-0		2-3-0		NON-CONFERENCE		2-1-0		9-2-0		1-1-0													
8-4-0		0-0-0		1-2-0		HOME		2-0-0		4-1-0		1-1-0													
5-2-0		1-0-0		0-0-		AWAY		0-1-0		4-1-0		0-0-0													
3-2-0		1-1-0		1-1-0		NEUTRAL		0-0-0		1-0-0		0-0-0													
18-9-0		0-0-0		0-0-0		CONFERENCE		3-3-0		11-4-0		4-2-0													
9-3-0		0-0-0		0-0-0		HOME		0-0-0		7-2-0		2-1-0													
9-6-0		0-0-0		0-0-0		AWAY		3-3-0		4-2-0		2-1-0													
0-0-0		0-0-0		0-0-0		NEUTRAL		0-0-0		0-0-0		0-0-0													
RPI	S	Opponent		Score		RPI	S	Opponent		Score		RPI	S	Opponent		Score		RPI	S	Opponent		Score			
13	A	Texas A&M		5	3	27	N	Baylor		4	5	54	H	Texas		7	6	101	A	McNeese		18	10		
23	N	Creighton		5	6	31	H	UConn		4	8	67	A	Ga. Southern		14	4	101	A	McNeese		5	3		
23	N	Creighton		12	9	31	H	UConn		5	3	67	A	Ga. Southern		0	12	109	A	Little Rock		5	9		
						31	H	UConn		1	4	67	A	Ga. Southern		8	2	109	A	Little Rock		13	9		
						39	N	Houston		9	4	83	A	South Alabama		7	10	109	A	Little Rock		3	4		
												83	A	South Alabama		0	1	115	H	Nevada		0	4		
												83	A	South Alabama		8	2	118	H	Troy		6	7		
												96	A	Incarnate Word		1	6	118	H	Troy		3	7		
												96	H	Incarnate Word		7	4	118	H	Troy		8	7		
																		125	A	Rice		5	0		
																		125	H	Rice		7	6		
																		125	N	Rice		1	0		
																		129	A	Louisiana		3	2		
																		129	A	Louisiana		10	8		
																		129	A	Louisiana		13	9		
																		135	A	UTSA		8	3		
																		135	A	UTSA		5	8		
																		135	H	UTSA		14	1		
																		136	H	Missouri St.		10	0		
																		137	H	La.-Monroe		13	1		
																		137	H	La.-Monroe		5	1		
																		137	H	La.-Monroe		6	5		
																		138	H	Arkansas St.		5	3		
																		138	H	Arkansas St.		7	6		
																		138	H	Arkansas St.		16	14		
																		149	H	Utah		8	3		
																		164	H	A&M-Corpus Christi		5	12		
				LAST 10 GAMES																					
				109	A	Little Rock		13	9			240	H	Georgia St.		1	3			138	H	Arkansas St.		5	3
				109	A	Little Rock		5	9			135	A	UTSA		5	8			138	H	Arkansas St.		7	6
				109	A	Little Rock		3	4			129	A	Louisiana		10	8			138	H	Arkansas St.		16	14
				240	H	Georgia St.		12	2			129	A	Louisiana		3	2			149	H	Utah		8	3
				240	H	Georgia St.		5	1			129	A	Louisiana		13	9			164	H	A&M-Corpus Christi		5	12

Non-Div. I Games:

Texas St.

RPI	S	Opponent	Score	
185	A	Appalachian St.	8	3
185	A	Appalachian St.	5	4
185	A	Appalachian St.	0	3
216	H	Houston Baptist	17	8
240	H	Georgia St.	1	3
240	H	Georgia St.	5	1
240	H	Georgia St.	12	2

Texas St.

T
e
x
a
s
t
.

T
e
x
a
s
t
.

Average RPI Win:	131	WON-LOST RECORD	WINNING PCT. RANK	LAST 10 GAMES	STRENGTH OF SCHEDULE	OPP. STRENGTH OF SCHEDULE	TEAM RPI	ADJ RPI	CONF. RPI	ADJ CONF. RPI			
DIV. I ONLY		32-14-1	.69149	29	7-2-1	138	43	47	.55434	47	8	8	
DIV. I NON-CONF.		15-6-0	.71429	40	1-0-0	178	8	38	.57079	38	9	9	
<hr/>													
TOTALS	RPI 1-25	RPI 26-50		W-L RECORDS		RPI 51-100		RPI 101-150		RPI 150+			
32-14-1	1-3-0	0-0-0		OVERALL		7-4-0		13-3-0		11-4-1			
15-8-1	0-0-0	0-0-0		HOME		2-1-0		7-3-0		6-4-1			
14-6-0	1-3-0	0-0-0		AWAY		4-3-0		4-0-0		5-0-0			
3-0-0	0-0-0	0-0-0		NEUTRAL		1-0-0		2-0-0		0-0-0			
15-6-0	1-3-0	0-0-0		NON-CONFERENCE		3-2-0		5-0-0		6-1-0			
6-1-0	0-0-0	0-0-0		HOME		0-0-0		2-0-0		4-1-0			
6-5-0	1-3-0	0-0-		AWAY		2-2-0		1-0-0		2-0-0			
3-0-0	0-0-0	0-0-0		NEUTRAL		1-0-0		2-0-0		0-0-0			
17-8-1	0-0-0	0-0-0		CONFERENCE		4-2-0		8-3-0		5-3-1			
9-7-1	0-0-0	0-0-0		HOME		2-1-0		5-3-0		2-3-1			
8-1-0	0-0-0	0-0-0		AWAY		2-1-0		3-0-0		3-0-0			
0-0-0	0-0-0	0-0-0		NEUTRAL		0-0-0		0-0-0		0-0-0			
RPI S	Opponent	Score		RPI S	Opponent	Score		RPI S	Opponent	Score			
10 A	Tennessee	3	8			51 A	Oregon	5	1	110 N	Cal St. Fullerton	5	2
10 A	Tennessee	9	13			51 A	Oregon	3	5	111 H	Air Force	9	5
10 A	Tennessee	10	7			51 A	Oregon	7	8	111 H	Air Force	3	4
14 A	Stanford	0	2			51 A	Oregon	14	2	111 H	Air Force	13	7
						56 A	San Diego St.	6	11	111 H	Air Force	5	2
						56 A	San Diego St.	2	0	111 H	Air Force	6	0
						56 A	San Diego St.	5	4	114 H	San Francisco	8	6
						56 H	San Diego St.	6	10	115 A	Nevada	8	1
						56 H	San Diego St.	8	3	115 A	Nevada	8	2
						56 H	San Diego St.	10	2	115 A	Nevada	5	3
						73 N	Kansas St.	11	3	119 H	UNLV	3	4
										119 H	UNLV	6	4
										119 H	UNLV	3	7
										134 A	Cal Poly	16	6
										134 H	Cal Poly	8	6
										136 N	Missouri St.	3	2
										155 A	Pacific	17	2
										155 H	Pacific	11	3
										181 H	New Mexico	10	4
										181 H	New Mexico	6	6
										181 H	New Mexico	2	8
										186 A	San Jose St.	6	1
										186 A	San Jose St.	8	6
										186 A	San Jose St.	7	5
										186 H	San Jose St.	5	7
										186 H	San Jose St.	3	1
										186 H	San Jose St.	1	2

Non-Div. I Games:

Fresno St.

RPI	S	Opponent	Score	
235	A	CSU Bakersfield	9	3
235	H	CSU Bakersfield	7	6
270	H	Utah Valley	6	3
270	H	Utah Valley	8	3
270	H	Utah Valley	3	4

Fresno St.

F
r
e
s
n
o
s
t
.

F
r
e
s
n
o
s
t
.

Average RPI Win: 168		WON-LOST RECORD		WINNING PCT. RANK		LAST 10 GAMES		STRENGTH OF SCHEDULE		OPP. STRENGTH OF SCHEDULE		TEAM RPI		ADJ RPI		CONF. RPI		ADJ CONF. RPI	
DIV. I ONLY		37-14-0		.72549 14		7-3-0		187		74		48		.55421 48		7		7	
DIV. I NON-CONF.		21-9-0		.7 47		1-1-0		225		117		67		.54544 66		7		7	
TOTALS		RPI 1-25		RPI 26-50		W-L RECORDS		RPI 51-100		RPI 101-150		RPI 150+							
37-14-0		1-4-0		2-4-0		OVERALL		5-2-0		4-2-0		25-2-0							
22-4-0		0-0-0		2-3-0		HOME		2-1-0		3-0-0		15-0-0							
11-9-0		1-3-0		0-1-0		AWAY		3-1-0		1-2-0		6-2-0							
4-1-0		0-1-0		0-0-0		NEUTRAL		0-0-0		0-0-0		4-0-0							
21-9-0		1-4-0		1-2-0		NON-CONFERENCE		0-1-0		0-0-0		19-2-0							
11-1-0		0-0-0		1-1-0		HOME		0-0-0		0-0-0		10-0-0							
6-7-0		1-3-0		0-0-		AWAY		0-1-0		0-0-0		5-2-0							
4-1-0		0-1-0		0-0-0		NEUTRAL		0-0-0		0-0-0		4-0-0							
16-5-0		0-0-0		1-2-0		CONFERENCE		5-1-0		4-2-0		6-0-0							
11-3-0		0-0-0		1-2-0		HOME		2-1-0		3-0-0		5-0-0							
5-2-0		0-0-0		0-0-0		AWAY		3-0-0		1-2-0		1-0-0							
0-0-0		0-0-0		0-0-0		NEUTRAL		0-0-0		0-0-0		0-0-0							
RPI	S	Opponent	Score		RPI	S	Opponent	Score		RPI	S	Opponent	Score		RPI	S	Opponent	Score	
2	A	UCLA	7	5	28	H	Indiana	4	10	70	H	Minnesota	8	0	104	H	Northwestern	3	2
9	A	Texas Tech	2	11	28	H	Indiana	6	5	70	H	Minnesota	5	3	104	H	Northwestern	4	1
9	A	Texas Tech	5	8	28	H	Indiana	8	10	70	H	Minnesota	4	6	104	H	Northwestern	10	1
9	A	Texas Tech	3	10	30	H	Indiana St.	6	4	80	A	Maryland	13	1	148	A	Ohio St.	6	2
11	N	Oklahoma St.	2	3	30	H	Indiana St.	7	8	80	A	Maryland	10	4	148	A	Ohio St.	4	10
					42	A	Kentucky	4	7	80	A	Maryland	10	7	148	A	Ohio St.	5	10
										84	A	Southern California	1	4	162	A	Michigan St.	6	3
															162	H	Michigan St.	16	2
															162	H	Michigan St.	7	0
															179	H	Rutgers	4	1
															179	H	Rutgers	10	1
															179	H	Rutgers	8	3
															186	H	San Jose St.	1	0
															186	H	San Jose St.	3	0
															188	A	CSUN	2	1
															188	A	CSUN	4	2
															188	A	CSUN	2	5
															189	N	Binghamton	5	4
															189	N	Binghamton	12	2
															189	N	Binghamton	10	0
															208	N	Stetson	16	6
															212	H	Western Mich.	12	5
															227	H	Manhattan	16	7
															227	H	Manhattan	5	1
															227	H	Manhattan	23	2
															227	H	Manhattan	4	0
															232	A	Long Beach St.	7	8
LAST 10 GAMES					42	A	Kentucky	4	7	162	H	Michigan St.	7	0					
					28	H	Indiana	6	5	80	A	Maryland	13	1					
					28	H	Indiana	8	10	80	A	Maryland	10	4					
					28	H	Indiana	4	10	80	A	Maryland	10	7					
					288	H	Eastern Mich.	10	1	179	H	Rutgers	4	1					

Non-Div. I Games:

Michigan

RPI	S	Opponent	Score	
259	H	Toledo	8	2
275	A	The Citadel	2	0
275	A	The Citadel	9	1
275	A	The Citadel	6	3
276	H	Bowling Green	10	5
288	H	Eastern Mich.	10	1

M
i
c
h
i
g
a
n

M
i
c
h
i
g
a
n

Michigan

Non-Div. I Games:

Tie, Loss, Non-Conf,S Site, H Home, A Away, N Neutral Page 61

Average RPI Win: 148		WON-LOST RECORD		WINNING PCT. RANK		LAST 10 GAMES		STRENGTH OF SCHEDULE		OPP. STRENGTH OF SCHEDULE		TEAM RPI		ADJ RPI		CONF. RPI		ADJ CONF. RPI	
DIV. I ONLY		36-16-0		.69231 27		6-4-0		147		87		50		.55238 50		13		13	
DIV. I NON-CONF.		22-9-0		.70968 41		2-1-0		123		15		42		.569 42		16		16	
TOTALS		RPI 1-25		RPI 26-50		W-L RECORDS		RPI 51-100		RPI 101-150		RPI 150+							
36-16-0		1-2-0		3-1-0		OVERALL		7-6-0		4-0-0		21-7-0							
25-5-0		1-0-0		2-0-0		HOME		2-0-0		3-0-0		17-5-0							
11-11-0		0-2-0		1-1-0		AWAY		5-6-0		1-0-0		4-2-0							
0-0-0		0-0-0		0-0-0		NEUTRAL		0-0-0		0-0-0		0-0-0							
22-9-0		1-2-0		3-1-0		NON-CONFERENCE		6-4-0		1-0-0		11-2-0							
16-2-0		1-0-0		2-0-0		HOME		2-0-0		0-0-0		11-2-0							
6-7-0		0-2-0		1-0-		AWAY		4-4-0		1-0-0		0-0-0							
0-0-0		0-0-0		0-0-0		NEUTRAL		0-0-0		0-0-0		0-0-0							
14-7-0		0-0-0		0-0-0		CONFERENCE		1-2-0		3-0-0		10-5-0							
9-3-0		0-0-0		0-0-0		HOME		0-0-0		3-0-0		6-3-0							
5-4-0		0-0-0		0-0-0		AWAY		1-2-0		0-0-0		4-2-0							
0-0-0		0-0-0		0-0-0		NEUTRAL		0-0-0		0-0-0		0-0-0							
RPI	S	Opponent		Score		RPI	S	Opponent		Score		RPI	S	Opponent		Score			
10	A	Tennessee		1	7	44	A	Virginia		3	6	58	A	Wake Forest		2	6		
19	A	North Carolina		5	11	44	H	Virginia		14	5	58	H	Wake Forest		9	3		
19	H	North Carolina		2	0	49	A	Duke		9	3	62	A	Virginia Tech		6	1		
						49	H	Duke		3	2	62	H	Virginia Tech		4	3		
												74	A	Jacksonville		4	1		
												74	A	Jacksonville		4	7		
												74	A	Jacksonville		3	8		
												76	A	South Carolina		6	5		
												76	A	South Carolina		7	13		
												76	A	South Carolina		2	3		
												99	A	South Fla.		5	4		
												99	A	South Fla.		6	4		
												99	A	South Fla.		2	4		
														N.C. A&T		2	8		
														N.C. A&T		3	0		
														N.C. A&T		5	1		
														Maine		3	2		
														Maine		7	1		
														Maine		7	0		
														Hofstra		9	1		
														Hofstra		5	10		
														Hofstra		1	0		
														Stetson		12	6		
														Stetson		2	3		
														Stetson		15	4		
														NJIT		8	1		
														NJIT		2	9		
														NJIT		8	2		
														Delaware		11	0		
				LAST 10 GAMES															
				49	H	Duke		3	2	182	A	Kennesaw St.		3	7	208	H	Stetson	
				154	H	Lipscomb		11	0	182	A	Kennesaw St.		14	10	223	H	NJIT	
				154	H	Lipscomb		5	3	182	A	Kennesaw St.		5	3	223	H	NJIT	
				154	H	Lipscomb		1	9	19	A	North Carolina		5	11	223	H	NJIT	
				49	A	Duke		9	3	74	A	Jacksonville		4	7	229	H	Delaware	

Non-Div. I Games:

Liberty

RPI	S	Opponent	Score	
229	H	Delaware	5	4
229	H	Delaware	8	1
243	A	North Ala.	16	2
243	A	North Ala.	3	6
243	A	North Ala.	8	5

Liberty

L
i
b
e
r
t
y

L
i
b
e
r
t
y

Average RPI Win: 160		WON-LOST	WINNING	LAST 10	STRENGTH OF		OPP. STRENGTH	TEAM	ADJ		CONF.	ADJ CONF.
Average RPI Loss: 75		RECORD	PCT. RANK	GAMES	SCHEDULE		OF SCHEDULE	RPI	RPI		RPI	RPI
DIV. I ONLY		31-16-0	.65957	38	3-7-0		144	68	52		14	14
DIV. I NON-CONF.		19-9-0	.67857	59	1-4-0		147	30	49		12	12
TOTALS		RPI 1-25	RPI 26-50		W-L RECORDS		RPI 51-100		RPI 101-150		RPI 150+	
31-16-0		0-5-0	0-0-0		OVERALL		6-6-0		11-4-0		14-1-0	
17-5-0		0-1-0	0-0-0		HOME		4-1-0		4-3-0		9-0-0	
14-11-0		0-4-0	0-0-0		AWAY		2-5-0		7-1-0		5-1-0	
0-0-0		0-0-0	0-0-0		NEUTRAL		0-0-0		0-0-0		0-0-0	
19-9-0		0-2-0	0-0-0		NON-CONFERENCE		6-6-0		7-1-0		6-0-0	
9-3-0		0-1-0	0-0-0		HOME		4-1-0		2-1-0		3-0-0	
10-6-0		0-1-0	0-0-		AWAY		2-5-0		5-0-0		3-0-0	
0-0-0		0-0-0	0-0-0		NEUTRAL		0-0-0		0-0-0		0-0-0	
12-7-0		0-3-0	0-0-0		CONFERENCE		0-0-0		4-3-0		8-1-0	
8-2-0		0-0-0	0-0-0		HOME		0-0-0		2-2-0		6-0-0	
4-5-0		0-3-0	0-0-0		AWAY		0-0-0		2-1-0		2-1-0	
0-0-0		0-0-0	0-0-0		NEUTRAL		0-0-0		0-0-0		0-0-0	
RPI S	Opponent	Score	RPI S	Opponent	Score	RPI S	Opponent	Score	RPI S	Opponent	Score	
2 A	UCLA	3 9				56 A	San Diego St.	3 9	110 A	Cal St. Fullerton	3 4	
2 H	UCLA	0 7				56 H	San Diego St.	6 5	110 A	Cal St. Fullerton	7 4	
12 A	UC Santa Barbara	2 3				65 H	Washington	5 9	110 A	Cal St. Fullerton	7 3	
12 A	UC Santa Barbara	1 4				65 H	Washington	2 1	110 H	Cal St. Fullerton	4 10	
12 A	UC Santa Barbara	1 10				65 H	Washington	6 4	121 H	St. John's (NY)	3 0	
						79 A	Iowa	0 1	121 H	St. John's (NY)	3 0	
						79 A	Iowa	15 4	121 H	St. John's (NY)	3 4	
						79 A	Iowa	3 6	125 A	Rice	11 4	
						82 A	LMU (CA)	3 7	125 A	Rice	7 0	
						84 A	Southern California	12 9	125 A	Rice	11 5	
						95 A	San Diego	1 4	134 H	Cal Poly	8 0	
						95 H	San Diego	17 7	134 H	Cal Poly	3 8	
									134 H	Cal Poly	7 3	
									136 A	Missouri St.	4 1	
									136 A	Missouri St.	3 2	
									188 H	CSUN	7 1	
									188 H	CSUN	2 0	
									188 H	CSUN	4 3	
									202 H	Washington St.	8 4	
									202 H	Washington St.	4 1	
									202 H	Washington St.	5 1	
									226 A	Hawaii	8 5	
									226 A	Hawaii	2 10	
									226 A	Hawaii	4 0	
									232 H	Long Beach St.	4 0	
									232 H	Long Beach St.	4 1	
									232 H	Long Beach St.	9 4	
LAST 10 GAMES												
2 H	UCLA	0 7	79 A	Iowa	15 4							
134 H	Cal Poly	3 8	79 A	Iowa	0 1							
134 H	Cal Poly	8 0	79 A	Iowa	3 6							
134 H	Cal Poly	7 3	110 H	Cal St. Fullerton	4 10							
95 A	San Diego	1 4	110 A	Cal St. Fullerton	3 4							

Non-Div. I Games:

UC Irvine

RPI	S	Opponent	Score	
270	A	Utah Valley	15	0
270	A	Utah Valley	17	4
270	A	Utah Valley	17	4

UC Irvine

U
C
I
r
v
i
n
e

U
C
I
r
v
i
n
e

Average RPI Win:	127	WON-LOST RECORD	WINNING PCT. RANK	LAST 10 GAMES	STRENGTH OF SCHEDULE	OPP. STRENGTH OF SCHEDULE	TEAM RPI	ADJ RPI	CONF. RPI	ADJ CONF. RPI		
Average RPI Loss:	93											
DIV. I ONLY		32-21-0	.60377	64	4-6-0	66	69	53	.5508	53	11	11
DIV. I NON-CONF.		17-9-0	.65385	66	1-2-0	46	25	33	.57423	33	11	11
<hr/>												
TOTALS	RPI 1-25	RPI 26-50		W-L RECORDS		RPI 51-100		RPI 101-150		RPI 150+		
32-21-0	2-3-0	2-4-0		OVERALL		5-2-0		13-9-0		10-3-0		
19-9-0	0-0-0	0-3-0		HOME		1-0-0		10-4-0		8-2-0		
13-12-0	2-3-0	2-1-0		AWAY		4-2-0		3-5-0		2-1-0		
0-0-0	0-0-0	0-0-0		NEUTRAL		0-0-0		0-0-0		0-0-0		
17-9-0	2-3-0	0-0-0		NON-CONFERENCE		4-0-0		10-6-0		1-0-0		
9-4-0	0-0-0	0-0-0		HOME		1-0-0		7-4-0		1-0-0		
8-5-0	2-3-0	0-0-		AWAY		3-0-0		3-2-0		0-0-0		
0-0-0	0-0-0	0-0-0		NEUTRAL		0-0-0		0-0-0		0-0-0		
15-12-0	0-0-0	2-4-0		CONFERENCE		1-2-0		3-3-0		9-3-0		
10-5-0	0-0-0	0-3-0		HOME		0-0-0		3-0-0		7-2-0		
5-7-0	0-0-0	2-1-0		AWAY		1-2-0		0-3-0		2-1-0		
0-0-0	0-0-0	0-0-0		NEUTRAL		0-0-0		0-0-0		0-0-0		
<hr/>												
RPI S	Opponent	Score	RPI S	Opponent	Score	RPI S	Opponent	Score	RPI S	Opponent	Score	
3 A	Mississippi St.	3 7	36 A	Fla. Atlantic	2 1	64 H	Sam Houston St.	7 0	101 A	McNeese	3 5	
6 A	Arkansas	12 7	36 A	Fla. Atlantic	5 3	66 A	Old Dominion	3 7	101 H	McNeese	10 4	
6 A	Arkansas	2 4	36 A	Fla. Atlantic	3 11	66 A	Old Dominion	6 14	109 A	Little Rock	5 3	
6 A	Arkansas	0 11	41 H	Southern Miss.	1 5	66 A	Old Dominion	4 2	109 H	Little Rock	5 4	
21 A	LSU	12 1	41 H	Southern Miss.	9 12	93 A	Southeastern La.	15 11	112 A	Northwestern St.	1 3	
			41 H	Southern Miss.	5 10	93 A	Southeastern La.	12 8	112 H	Northwestern St.	4 8	
						93 A	Southeastern La.	13 8	118 H	Troy	5 7	
									118 H	Troy	11 4	
									118 H	Troy	3 4	
									125 A	Rice	1 3	
									125 A	Rice	2 3	
									125 A	Rice	2 4	
									129 A	Louisiana	11 3	
									129 H	Louisiana	3 2	
									135 H	UTSA	4 2	
									135 H	UTSA	6 3	
									135 H	UTSA	8 7	
									137 A	La.-Monroe	5 0	
									137 H	La.-Monroe	4 9	
									138 H	Arkansas St.	5 4	
									138 H	Arkansas St.	8 6	
									138 H	Arkansas St.	9 4	
									156 H	Western Ky.	6 1	
									156 H	Western Ky.	4 5	
									156 H	Western Ky.	8 3	
									157 H	UAB	7 6	
									157 H	UAB	3 2	
<hr/>												
LAST 10 GAMES												
			3 A	Mississippi St.	3 7	66 A	Old Dominion	3 7	156 H	Western Ky.	6 1	
			156 H	Western Ky.	8 3	66 A	Old Dominion	4 2	156 H	Western Ky.	4 5	
			156 H	Western Ky.	6 1	66 A	Old Dominion	6 14	156 H	Western Ky.	8 3	
			156 H	Western Ky.	4 5	112 A	Northwestern St.	1 3	157 H	UAB	7 6	
			21 A	LSU	12 1	125 A	Rice	2 3	157 H	UAB	3 2	

Non-Div. I Games:

Louisiana Tech

RPI	S	Opponent	Score	
157	H	UAB	5	2
193	H	Marshall	19	6
193	H	Marshall	3	7
193	H	Marshall	11	1
220	A	Middle Tenn.	5	1
220	A	Middle Tenn.	1	4
220	A	Middle Tenn.	10	5
296	H	Mississippi Val.	21	1

Louisiana Tech

L
o
u
i
s
i
a
n
a
T
e
c
h

L
o
u
i
s
i
a
n
a
T
e
c
h

Average RPI Win: 90		WON-LOST	WINNING	LAST 10	STRENGTH OF		OPP. STRENGTH	TEAM	ADJ	CONF.	ADJ CONF.
Average RPI Loss: 58		RECORD	PCT. RANK	GAMES	SCHEDULE		OF SCHEDULE	RPI	RPI	RPI	RPI
DIV. I ONLY		26-25-0	.5098	145	2-8-0		21	17	54	.54877	54
DIV. I NON-CONF.		20-11-0	.64516	70	1-2-0		30	13	34	.57261	34
TOTALS		RPI 1-25	RPI 26-50		W-L RECORDS		RPI 51-100		RPI 101-150		RPI 150+
26-25-0		8-11-0	1-2-0		OVERALL		8-8-0		4-2-0		5-2-0
20-9-0		7-5-0	0-0-0		HOME		7-2-0		1-1-0		5-1-0
6-16-0		1-6-0	1-2-0		AWAY		1-6-0		3-1-0		0-1-0
0-0-0		0-0-0	0-0-0		NEUTRAL		0-0-0		0-0-0		0-0-0
20-11-0		5-5-0	0-1-0		NON-CONFERENCE		6-1-0		4-2-0		5-2-0
16-4-0		4-2-0	0-0-0		HOME		6-0-0		1-1-0		5-1-0
4-7-0		1-3-0	0-0-0		AWAY		0-1-0		3-1-0		0-1-0
0-0-0		0-0-0	0-0-0		NEUTRAL		0-0-0		0-0-0		0-0-0
6-14-0		3-6-0	1-1-0		CONFERENCE		2-7-0		0-0-0		0-0-0
4-5-0		3-3-0	0-0-0		HOME		1-2-0		0-0-0		0-0-0
2-9-0		0-3-0	1-1-0		AWAY		1-5-0		0-0-0		0-0-0
0-0-0		0-0-0	0-0-0		NEUTRAL		0-0-0		0-0-0		0-0-0
RPI S	Opponent	Score	RPI S	Opponent	Score	RPI S	Opponent	Score	RPI S	Opponent	Score
6 H	Arkansas	4 11	27 A	Baylor	5 6	64 H	Sam Houston St.	10 3	125 A	Rice	11 4
6 H	Arkansas	7 6	27 A	Baylor	8 6	69 H	Xavier	6 5	125 H	Rice	3 1
9 H	Texas Tech	4 3	46 A	Texas St.	6 7	69 H	Xavier	6 5	129 A	Louisiana	6 8
9 H	Texas Tech	4 3				69 H	Xavier	6 5	129 A	Louisiana	3 1
9 H	Texas Tech	0 3				73 H	Kansas St.	0 2	129 A	Louisiana	6 5
11 A	Oklahoma St.	0 15				73 H	Kansas St.	10 2	135 H	UTSA	7 10
11 A	Oklahoma St.	10 11				73 H	Kansas St.	4 6	164 A	A&M-Corpus Christi	2 8
11 A	Oklahoma St.	2 10				75 A	Kansas	6 10	195 H	Purdue	3 0
13 H	Texas A&M	6 9				75 A	Kansas	0 1	195 H	Purdue	13 6
14 A	Stanford	2 4				75 A	Kansas	2 4	195 H	Purdue	7 2
14 A	Stanford	1 8				77 A	TCU	2 3	195 H	Purdue	0 4
14 A	Stanford	4 0				77 A	TCU	13 1	209 H	Lamar University	7 2
14 A	Stanford	0 9				77 A	TCU	8 12	265 H	Texas Southern	17 3
18 H	West Virginia	8 9				96 A	Incarnate Word	2 3			
18 H	West Virginia	10 2				96 H	Incarnate Word	9 0			
18 H	West Virginia	2 3				100 H	UTRGV	4 3			
21 H	LSU	8 1									
21 H	LSU	8 4									
21 H	LSU	7 6									
LAST 10 GAMES											
96 H	Incarnate Word	9 0	18 H	West Virginia	10 2						
75 A	Kansas	6 10	18 H	West Virginia	8 9						
75 A	Kansas	0 1	18 H	West Virginia	2 3						
75 A	Kansas	2 4	46 A	Texas St.	6 7						
164 A	A&M-Corpus Christi	2 8	11 A	Oklahoma St.	10 11						

Non-Div. I Games:

Texas

Average RPI Win:		105	WON-LOST RECORD		WINNING PCT. RANK		LAST 10 GAMES		STRENGTH OF SCHEDULE		OPP. STRENGTH OF SCHEDULE		TEAM RPI		ADJ RPI		CONF. RPI		ADJ CONF. RPI					
DIV. I ONLY			26-24-0		.52		137		7-3-0		10		53		55		.54797		55		4		4	
DIV. I NON-CONF.			14-9-0		.6087		92		2-1-0		40		142		75		.53928		75		3		3	
TOTALS		RPI 1-25		RPI 26-50				W-L RECORDS				RPI 51-100				RPI 101-150				RPI 150+				
26-24-0		1-8-0		2-8-0				OVERALL				12-2-0				7-4-0				4-2-0				
22-10-0		0-0-0		1-3-0				HOME				12-1-0				5-4-0				4-2-0				
4-14-0		1-8-0		1-5-0				AWAY				0-1-0				2-0-0				0-0-0				
0-0-0		0-0-0		0-0-0				NEUTRAL				0-0-0				0-0-0				0-0-0				
14-9-0		0-0-0		1-2-0				NON-CONFERENCE				4-2-0				5-3-0				4-2-0				
11-6-0		0-0-0		0-0-0				HOME				4-1-0				3-3-0				4-2-0				
3-3-0		0-0-0		1-0-				AWAY				0-1-0				2-0-0				0-0-0				
0-0-0		0-0-0		0-0-0				NEUTRAL				0-0-0				0-0-0				0-0-0				
12-15-0		1-8-0		1-6-0				CONFERENCE				8-0-0				2-1-0				0-0-0				
11-4-0		0-0-0		1-3-0				HOME				8-0-0				2-1-0				0-0-0				
1-11-0		1-8-0		0-3-0				AWAY				0-0-0				0-0-0				0-0-0				
0-0-0		0-0-0		0-0-0				NEUTRAL				0-0-0				0-0-0				0-0-0				
RPI	S	Opponent		Score		RPI	S	Opponent		Score		RPI	S	Opponent		Score		RPI	S	Opponent		Score		
2	A	UCLA		1	3	34	A	Arizona St.		3	8	51	H	Oregon		17	6	102	H	New Mexico St.		14	10	
2	A	UCLA		5	10	34	A	Arizona St.		16	17	51	H	Oregon		9	8	102	H	New Mexico St.		13	15	
2	A	UCLA		10	12	34	A	Arizona St.		2	8	51	H	Oregon		28	7	122	A	Grand Canyon		14	13	
14	A	Stanford		3	13	34	H	Arizona St.		7	10	56	A	San Diego St.		4	6	122	H	Grand Canyon		9	11	
14	A	Stanford		6	3	35	H	California		3	7	64	H	Sam Houston St.		16	2	125	A	Rice		16	5	
14	A	Stanford		5	13	35	H	California		4	2	64	H	Sam Houston St.		14	7	139	H	Milwaukee		12	11	
17	A	Oregon St.		3	9	35	H	California		7	10	65	H	Washington		14	2	139	H	Milwaukee		4	10	
17	A	Oregon St.		4	8	39	A	Houston		9	4	65	H	Washington		9	3	139	H	Milwaukee		14	6	
17	A	Oregon St.		3	15	39	A	Houston		7	9	65	H	Washington		7	4	149	H	Utah		18	7	
						39	A	Houston		1	2	84	H	Southern California		12	4	149	H	Utah		8	0	
												84	H	Southern California		8	5	149	H	Utah		10	21	
												91	H	Col. of Charleston		7	5	162	H	Michigan St.		5	9	
												91	H	Col. of Charleston		7	5	181	H	New Mexico		4	5	
												91	H	Col. of Charleston		6	10	225	H	UMass Lowell		18	4	
																		225	H	UMass Lowell		19	4	
																		225	H	UMass Lowell		12	4	
																		225	H	UMass Lowell		20	5	
LAST 10 GAMES																								
						64	H	Sam Houston St.		16	2	51	H	Oregon		28	7							
						64	H	Sam Houston St.		14	7	51	H	Oregon		9	8							
						84	H	Southern California		8	5	51	H	Oregon		17	6							
						84	H	Southern California		12	4	102	H	New Mexico St.		13	15							
						34	H	Arizona St.		7	10	14	A	Stanford		5	13							

Non-Div. I Games:

Arizona

Average RPI Win: 127		WON-LOST	WINNING	LAST 10	STRENGTH OF		OPP. STRENGTH	TEAM	ADJ	CONF.	ADJ CONF.
Average RPI Loss: 83		RECORD	PCT. RANK	GAMES	SCHEDULE		OF SCHEDULE	RPI	RPI	RPI	RPI
DIV. I ONLY		31-21-0	.59615	72	62		67	56	.54749	56	8
DIV. I NON-CONF.		16-10-0	.61538	86	75		12	68	.54538	67	9
TOTALS		RPI 1-25	RPI 26-50		W-L RECORDS		RPI 51-100		RPI 101-150		RPI 150+
31-21-0		1-3-0	3-5-0		OVERALL		5-3-0		13-9-0		9-1-0
19-10-0		0-2-0	2-3-0		HOME		4-1-0		7-4-0		6-0-0
12-11-0		1-1-0	1-2-0		AWAY		1-2-0		6-5-0		3-1-0
0-0-0		0-0-0	0-0-0		NEUTRAL		0-0-0		0-0-0		0-0-0
16-10-0		1-3-0	1-1-0		NON-CONFERENCE		5-3-0		5-3-0		4-0-0
11-6-0		0-2-0	1-1-0		HOME		4-1-0		3-2-0		3-0-0
5-4-0		1-1-0	0-0-		AWAY		1-2-0		2-1-0		1-0-0
0-0-0		0-0-0	0-0-0		NEUTRAL		0-0-0		0-0-0		0-0-0
15-11-0		0-0-0	2-4-0		CONFERENCE		0-0-0		8-6-0		5-1-0
8-4-0		0-0-0	1-2-0		HOME		0-0-0		4-2-0		3-0-0
7-7-0		0-0-0	1-2-0		AWAY		0-0-0		4-4-0		2-1-0
0-0-0		0-0-0	0-0-0		NEUTRAL		0-0-0		0-0-0		0-0-0
RPI S	Opponent	Score	RPI S	Opponent	Score	RPI S	Opponent	Score	RPI S	Opponent	Score
9 H	Texas Tech	1 5	32 H	BYU	10 5	52 A	UC Irvine	5 6	110 A	Cal St. Fullerton	2 7
9 H	Texas Tech	9 12	44 H	Oklahoma	0 1	52 H	UC Irvine	9 3	110 A	Cal St. Fullerton	6 1
17 A	Oregon St.	4 3	47 A	Fresno St.	10 6	55 H	Arizona	6 4	110 A	Cal St. Fullerton	13 7
17 A	Oregon St.	1 8	47 A	Fresno St.	2 10	73 H	Kansas St.	10 7	111 A	Air Force	4 3
			47 A	Fresno St.	3 8	82 A	LMU (CA)	1 5	111 A	Air Force	5 9
			47 H	Fresno St.	0 2	82 H	LMU (CA)	4 2	111 H	Air Force	5 4
			47 H	Fresno St.	4 5	95 A	San Diego	4 2	111 H	Air Force	6 3
			47 H	Fresno St.	11 6	95 H	San Diego	2 4	111 H	Air Force	2 5
									114 H	San Francisco	8 9
									114 H	San Francisco	8 4
									114 H	San Francisco	6 3
									115 A	Nevada	11 3
									115 A	Nevada	6 2
									115 A	Nevada	7 8
									115 H	Nevada	5 6
									115 H	Nevada	3 1
									115 H	Nevada	8 5
									119 A	UNLV	1 5
									119 A	UNLV	4 5
									119 A	UNLV	11 4
									142 H	California Baptist	2 5
									149 H	Utah	3 2
									181 A	New Mexico	19 3
									181 A	New Mexico	4 2
									181 A	New Mexico	4 13
									186 H	San Jose St.	7 6
									186 H	San Jose St.	9 7
LAST 10 GAMES			47 A	Fresno St.	3 8	186 H	San Jose St.	9 7			
			47 A	Fresno St.	10 6	186 H	San Jose St.	7 6			
			47 A	Fresno St.	2 10	119 A	UNLV	1 5			
			32 H	BYU	10 5	119 A	UNLV	4 5			
			186 H	San Jose St.	10 8	119 A	UNLV	11 4			

Non-Div. I Games:

San Diego St.

RPI	S	Opponent	Score	
186	H	San Jose St.	10	8
188	A	CSUN	11	5
272	H	Seattle U	11	5
272	H	Seattle U	12	8
272	H	Seattle U	6	5

San Diego St.

S
a
n
D
i
e
g
o
s
t
.

S
a
n
D
i
e
g
o
s
t
.

Average RPI Win: 130		WON-LOST	WINNING	LAST 10	STRENGTH OF		OPP. STRENGTH	TEAM	ADJ	CONF.	ADJ CONF.
Average RPI Loss: 64		RECORD	PCT. RANK	GAMES	SCHEDULE		OF SCHEDULE	RPI	RPI	RPI	RPI
DIV. I ONLY		34-18-0	.65385	40	6-4-0		94	23	57	.54684	57
DIV. I NON-CONF.		18-7-0	.72	38	4-2-0		222	45	110	.52292	110
TOTALS		RPI 1-25	RPI 26-50		W-L RECORDS		RPI 51-100		RPI 101-150		RPI 150+
34-18-0		2-4-0	5-5-0		OVERALL		8-7-0		4-0-0		15-2-0
28-9-0		0-0-0	3-2-0		HOME		6-6-0		4-0-0		15-1-0
6-8-0		2-4-0	2-2-0		AWAY		2-1-0		0-0-0		0-1-0
0-1-0		0-0-0	0-1-0		NEUTRAL		0-0-0		0-0-0		0-0-0
18-7-0		0-0-0	0-4-0		NON-CONFERENCE		1-2-0		4-0-0		13-1-0
18-4-0		0-0-0	0-2-0		HOME		1-2-0		4-0-0		13-0-0
0-2-0		0-0-0	0-0-		AWAY		0-0-0		0-0-0		0-1-0
0-1-0		0-0-0	0-1-0		NEUTRAL		0-0-0		0-0-0		0-0-0
16-11-0		2-4-0	5-1-0		CONFERENCE		7-5-0		0-0-0		2-1-0
10-5-0		0-0-0	3-0-0		HOME		5-4-0		0-0-0		2-1-0
6-6-0		2-4-0	2-1-0		AWAY		2-1-0		0-0-0		0-0-0
0-0-0		0-0-0	0-0-0		NEUTRAL		0-0-0		0-0-0		0-0-0
RPI S	Opponent	Score	RPI S	Opponent	Score	RPI S	Opponent	Score	RPI S	Opponent	Score
16 A	Miami (FL)	0 4	33 A	Florida	7 20	58 H	Wake Forest	12 16	103 H	North Florida	4 3
16 A	Miami (FL)	0 11	33 H	Florida	1 3	58 H	Wake Forest	9 5	145 H	Mercer	5 1
16 A	Miami (FL)	6 5	33 N	Florida	2 4	58 H	Wake Forest	13 2	145 H	Mercer	12 1
24 A	NC State	8 9	38 H	Clemson	6 2	60 H	Boston College	4 3	145 H	Mercer	9 5
24 A	NC State	0 16	38 H	Clemson	6 4	60 H	Boston College	7 10	165 H	Richmond	11 1
24 A	NC State	7 5	38 H	Clemson	16 2	60 H	Boston College	0 8	165 H	Richmond	7 2
			43 H	UCF	7 9	62 H	Virginia Tech	5 2	165 H	Richmond	8 2
			44 A	Virginia	5 3	62 H	Virginia Tech	9 8	168 H	FIU	9 6
			44 A	Virginia	14 2	62 H	Virginia Tech	0 6	192 H	Maine	6 5
			44 A	Virginia	3 13	74 H	Jacksonville	2 3	192 H	Maine	16 3
						74 H	Jacksonville	2 3	192 H	Maine	11 0
						74 H	Jacksonville	3 0	192 H	Maine	9 1
						89 A	Notre Dame	3 12	197 H	Pittsburgh	15 6
						89 A	Notre Dame	7 1	197 H	Pittsburgh	0 10
						89 A	Notre Dame	3 1	197 H	Pittsburgh	12 6
									208 A	Stetson	0 1
									208 H	Stetson	9 8
									208 H	Stetson	10 4
									277 H	Youngstown St.	7 4
									277 H	Youngstown St.	24 2
									277 H	Youngstown St.	4 2
LAST 10 GAMES											
			165 H	Richmond	7 2	74 H	Jacksonville	3 0			
			165 H	Richmond	11 1	197 H	Pittsburgh	12 6			
			165 H	Richmond	8 2	197 H	Pittsburgh	15 6			
			208 A	Stetson	0 1	197 H	Pittsburgh	0 10			
			74 H	Jacksonville	2 3	58 H	Wake Forest	12 16			

Non-Div. I Games:

Florida St.

Average RPI Win: 124		WON-LOST	WINNING	LAST 10	STRENGTH OF		OPP. STRENGTH	TEAM	ADJ	CONF.	ADJ CONF.
Average RPI Loss: 70		RECORD	PCT. RANK	GAMES	SCHEDULE		OF SCHEDULE	RPI	RPI	RPI	RPI
DIV. I ONLY		29-23-0	.55769	112	45		41	58	.54683	58	3
DIV. I NON-CONF.		16-9-0	.64	73	102		153	69	.54377	69	4
TOTALS		RPI 1-25	RPI 26-50		W-L RECORDS		RPI 51-100		RPI 101-150		RPI 150+
29-23-0		3-7-0	3-2-0		OVERALL		7-9-0		2-2-0		14-3-0
19-10-0		3-4-0	1-0-0		HOME		6-4-0		0-1-0		9-1-0
8-13-0		0-3-0	2-2-0		AWAY		1-5-0		1-1-0		4-2-0
2-0-0		0-0-0	0-0-0		NEUTRAL		0-0-0		1-0-0		1-0-0
16-9-0		0-1-0	1-1-0		NON-CONFERENCE		1-3-0		2-2-0		12-2-0
11-3-0		0-1-0	1-0-0		HOME		1-0-0		0-1-0		9-1-0
3-6-0		0-0-0	0-0-0		AWAY		0-3-0		1-1-0		2-1-0
2-0-0		0-0-0	0-0-0		NEUTRAL		0-0-0		1-0-0		1-0-0
13-14-0		3-6-0	2-1-0		CONFERENCE		6-6-0		0-0-0		2-1-0
8-7-0		3-3-0	0-0-0		HOME		5-4-0		0-0-0		0-0-0
5-7-0		0-3-0	2-1-0		AWAY		1-2-0		0-0-0		2-1-0
0-0-0		0-0-0	0-0-0		NEUTRAL		0-0-0		0-0-0		0-0-0
RPI S	Opponent	Score	RPI S	Opponent	Score	RPI S	Opponent	Score	RPI S	Opponent	Score
7 A	Louisville	7 10	49 A	Duke	9 8	57 A	Florida St.	5 9	108 A	Elon	13 7
7 A	Louisville	4 5	49 A	Duke	5 4	57 A	Florida St.	2 13	108 H	Elon	3 6
7 A	Louisville	1 6	49 A	Duke	2 16	57 A	Florida St.	16 12	117 A	Radford	6 8
16 H	Miami (FL)	4 8	50 A	Liberty	3 9	60 H	Boston College	22 9	123 N	Gardner-Webb	9 7
16 H	Miami (FL)	3 7	50 H	Liberty	6 2	60 H	Boston College	13 3	151 A	High Point	5 7
16 H	Miami (FL)	9 7				60 H	Boston College	3 5	151 H	High Point	14 9
22 H	Illinois	2 5				62 H	Virginia Tech	8 3	163 H	Davidson	11 8
24 H	NC State	9 8				62 H	Virginia Tech	9 10	170 H	Furman	5 1
24 H	NC State	3 4				62 H	Virginia Tech	8 7	170 H	Furman	11 2
24 H	NC State	7 3				68 A	Coastal Caro.	8 14	170 N	Furman	13 7
						68 A	Coastal Caro.	9 10	185 A	Appalachian St.	10 6
						71 A	UNC Greensboro	5 9	185 H	Appalachian St.	5 4
						71 H	UNC Greensboro	2 1	197 A	Pittsburgh	3 8
						89 H	Notre Dame	4 7	197 A	Pittsburgh	20 8
						89 H	Notre Dame	7 8	197 A	Pittsburgh	7 6
						89 H	Notre Dame	7 4	201 A	Charlotte	18 6
									201 H	Charlotte	14 6
									207 H	Quinnipiac	6 8
									207 H	Quinnipiac	15 5
									245 H	Georgetown	5 3
									246 H	Sacred Heart	14 1
			LAST 10 GAMES								
			117 A	Radford	6 8	151 A	High Point	5 7			
			16 H	Miami (FL)	9 7	123 N	Gardner-Webb	9 7			
			16 H	Miami (FL)	4 8	57 A	Florida St.	16 12			
			16 H	Miami (FL)	3 7	57 A	Florida St.	5 9			
			163 H	Davidson	11 8	57 A	Florida St.	2 13			

Non-Div. I Games:

Wake Forest

Average RPI Win:	188	WON-LOST	WINNING	LAST 10	STRENGTH OF	OPP. STRENGTH	TEAM	ADJ	CONF.	ADJ CONF.		
Average RPI Loss:	96	RECORD	PCT. RANK	GAMES	SCHEDULE	OF SCHEDULE	RPI	RPI	RPI	RPI		
DIV. I ONLY		36-17-0	.67925	32	7-3-0	135	168	59	.5465	59	20	19
DIV. I NON-CONF.		20-12-0	.625	80	3-3-0	177	79	77	.53611	77	22	22
<hr/>												
TOTALS	RPI 1-25	RPI 26-50		W-L RECORDS		RPI 51-100		RPI 101-150		RPI 150+		
36-17-0	1-0-0	2-5-0		OVERALL		1-7-0		5-0-0		27-5-0		
19-7-0	0-0-0	0-1-0		HOME		0-3-0		5-0-0		14-3-0		
16-9-0	1-0-0	2-4-0		AWAY		0-3-0		0-0-0		13-2-0		
1-1-0	0-0-0	0-0-0		NEUTRAL		1-1-0		0-0-0		0-0-0		
<hr/>												
20-12-0	1-0-0	2-5-0		NON-CONFERENCE		1-7-0		2-0-0		14-0-0		
10-4-0	0-0-0	0-1-0		HOME		0-3-0		2-0-0		8-0-0		
9-7-0	1-0-0	2-0-		AWAY		0-3-0		0-0-0		6-0-0		
1-1-0	0-0-0	0-0-0		NEUTRAL		1-1-0		0-0-0		0-0-0		
<hr/>												
16-5-0	0-0-0	0-0-0		CONFERENCE		0-0-0		3-0-0		13-5-0		
9-3-0	0-0-0	0-0-0		HOME		0-0-0		3-0-0		6-3-0		
7-2-0	0-0-0	0-0-0		AWAY		0-0-0		0-0-0		7-2-0		
0-0-0	0-0-0	0-0-0		NEUTRAL		0-0-0		0-0-0		0-0-0		
<hr/>												
RPI	S	Opponent	Score	RPI	S	Opponent	Score	RPI	S	Opponent	Score	
19	A	North Carolina	11 8	43	A	UCF	9 10	63	N	Campbell	8 7	
				43	A	UCF	4 3	66	A	Old Dominion	5 6	
				43	A	UCF	2 8	66	H	Old Dominion	5 7	
				44	A	Virginia	7 8	68	A	Coastal Caro.	8 10	
				44	H	Virginia	2 3	80	A	Maryland	5 10	
				49	A	Duke	5 3	80	H	Maryland	3 4	
				49	A	Duke	1 2	80	N	Maryland	3 5	
								87	H	William & Mary	3 7	

Non-Div. I Games:

VCU

RPI	S	Opponent	Score	
244	A	Saint Joseph's	4	0
244	A	Saint Joseph's	9	3
248	H	Towson	6	0
249	A	La Salle	28	4
249	A	La Salle	11	2
249	A	La Salle	9	6
251	A	VMI	11	2
251	H	VMI	15	2
262	A	Norfolk St.	12	4
291	A	Longwood	12	6

VCU

VCU

Average RPI Win: 133		WON-LOST	WINNING	LAST 10	STRENGTH OF		OPP. STRENGTH	TEAM	ADJ	CONF.	ADJ CONF.
Average RPI Loss: 71		RECORD	PCT. RANK	GAMES	SCHEDULE		OF SCHEDULE	RPI	RPI	RPI	RPI
DIV. I ONLY		27-25-0	.51923	140	7-3-0		48	54	60	.54552	60
DIV. I NON-CONF.		17-8-0	.68	55	4-0-0		233	211	100	.52996	100
TOTALS		RPI 1-25	RPI 26-50		W-L RECORDS		RPI 51-100		RPI 101-150		RPI 150+
27-25-0		3-9-0	3-5-0		OVERALL		6-6-0		4-2-0		11-3-0
11-10-0		2-4-0	2-4-0		HOME		0-0-0		2-1-0		5-1-0
15-13-0		1-5-0	1-1-0		AWAY		6-4-0		1-1-0		6-2-0
1-2-0		0-0-0	0-0-0		NEUTRAL		0-2-0		1-0-0		0-0-0
17-8-0		0-0-0	1-1-0		NON-CONFERENCE		1-2-0		4-2-0		11-3-0
7-2-0		0-0-0	0-0-0		HOME		0-0-0		2-1-0		5-1-0
9-4-0		0-0-0	1-0-		AWAY		1-0-0		1-1-0		6-2-0
1-2-0		0-0-0	0-0-0		NEUTRAL		0-2-0		1-0-0		0-0-0
10-17-0		3-9-0	2-4-0		CONFERENCE		5-4-0		0-0-0		0-0-0
4-8-0		2-4-0	2-4-0		HOME		0-0-0		0-0-0		0-0-0
6-9-0		1-5-0	0-0-0		AWAY		5-4-0		0-0-0		0-0-0
0-0-0		0-0-0	0-0-0		NEUTRAL		0-0-0		0-0-0		0-0-0
RPI S	Opponent	Score	RPI S	Opponent	Score	RPI S	Opponent	Score	RPI S	Opponent	Score
7 A	Louisville	4 11	31 A	UConn	1 3	57 A	Florida St.	10 7	107 H	Harvard	2 1
7 A	Louisville	0 4	38 H	Clemson	5 9	57 A	Florida St.	8 0	130 H	Massachusetts	2 6
7 A	Louisville	6 4	38 H	Clemson	1 8	57 A	Florida St.	3 4	140 A	Northeastern	2 4
8 H	Georgia Tech	1 9	38 H	Clemson	3 2	58 A	Wake Forest	5 3	140 N	Northeastern	5 3
8 H	Georgia Tech	0 7	42 A	Kentucky	12 3	58 A	Wake Forest	3 13	143 A	Rhode Island	2 1
8 H	Georgia Tech	9 2	49 H	Duke	5 0	58 A	Wake Forest	9 22	143 H	Rhode Island	4 0
19 A	North Carolina	8 16	49 H	Duke	0 8	62 A	Virginia Tech	2 1	187 H	Holy Cross	11 4
19 A	North Carolina	7 8	49 H	Duke	1 4	62 A	Virginia Tech	5 2	192 H	Maine	19 16
19 A	North Carolina	10 11				62 A	Virginia Tech	8 15	199 A	Eastern Ky.	6 4
24 H	NC State	4 16				90 N	Evansville	0 4	199 A	Eastern Ky.	13 2
24 H	NC State	5 6				90 N	Evansville	3 4	207 H	Quinnipiac	11 5
24 H	NC State	3 1				94 A	Bryant	10 5	213 H	Hartford	4 7
LAST 10 GAMES											
192 H	Maine	19 16	143 A	Rhode Island	2 1	225 H	UMass Lowell	6 5	256 A	Jackson St.	9 5
62 A	Virginia Tech	5 2	49 H	Duke	1 4	256 A	Jackson St.	11 2	256 A	Jackson St.	7 3
62 A	Virginia Tech	8 15	49 H	Duke	0 8	256 A	Jackson St.	7 5	258 H	Siena	7 5
62 A	Virginia Tech	2 1	49 H	Duke	5 0	267 A	Bethune-Cookman	7 8	267 A	Bethune-Cookman	4 8
107 H	Harvard	2 1	94 A	Bryant	10 5	267 A	Bethune-Cookman	14 5			

Non-Div. I Games:

Boston College

Average RPI Win: 142		WON-LOST	WINNING	LAST 10	STRENGTH OF		OPP. STRENGTH	TEAM	ADJ		CONF.	ADJ CONF.
Average RPI Loss: 71		RECORD	PCT. RANK	GAMES	SCHEDULE		OF SCHEDULE	RPI	RPI		RPI	RPI
DIV. I ONLY		23-23-0	.5 149	4-6-0	32		103	61	.54539 61		9	9
DIV. I NON-CONF.		10-12-0	.45455 176	1-2-0	1		37	51	.55786 51		10	10
TOTALS		RPI 1-25	RPI 26-50		W-L RECORDS		RPI 51-100		RPI 101-150		RPI 150+	
23-23-0		0-9-0	2-3-0		OVERALL		8-4-0		3-3-0		10-4-0	
11-7-0		0-3-0	0-0-0		HOME		5-2-0		0-1-0		6-1-0	
9-15-0		0-5-0	1-3-0		AWAY		2-2-0		3-2-0		3-3-0	
3-1-0		0-1-0	1-0-0		NEUTRAL		1-0-0		0-0-0		1-0-0	
10-12-0		0-9-0	1-1-0		NON-CONFERENCE		2-1-0		2-1-0		5-0-0	
5-4-0		0-3-0	0-0-0		HOME		1-0-0		0-1-0		4-0-0	
2-7-0		0-5-0	0-0-		AWAY		0-1-0		2-0-0		0-0-0	
3-1-0		0-1-0	1-0-0		NEUTRAL		1-0-0		0-0-0		1-0-0	
13-11-0		0-0-0	1-2-0		CONFERENCE		6-3-0		1-2-0		5-4-0	
6-3-0		0-0-0	0-0-0		HOME		4-2-0		0-0-0		2-1-0	
7-8-0		0-0-0	1-2-0		AWAY		2-1-0		1-2-0		3-3-0	
0-0-0		0-0-0	0-0-0		NEUTRAL		0-0-0		0-0-0		0-0-0	
RPI S	Opponent	Score	RPI S	Opponent	Score	RPI S	Opponent	Score	RPI S	Opponent	Score	
1 A	Vanderbilt	3 6	32 A	BYU	7 13	70 H	Minnesota	13 12	110 A	Cal St. Fullerton	11 4	
1 A	Vanderbilt	2 6	32 A	BYU	2 4	78 H	Gonzaga	4 2	114 A	San Francisco	10 1	
2 A	UCLA	2 3	32 A	BYU	7 0	78 H	Gonzaga	2 3	114 A	San Francisco	2 4	
2 H	UCLA	5 8	34 A	Arizona St.	3 4	78 H	Gonzaga	3 1	114 A	San Francisco	6 9	
12 A	UC Santa Barbara	2 3	35 N	California	7 5	82 H	LMU (CA)	1 5	134 A	Cal Poly	6 5	
12 A	UC Santa Barbara	4 9				82 H	LMU (CA)	2 0	134 H	Cal Poly	7 13	
12 H	UC Santa Barbara	2 8				82 H	LMU (CA)	5 0	155 A	Pacific	2 3	
12 H	UC Santa Barbara	3 5				84 A	Southern California	2 5	155 A	Pacific	7 3	
14 N	Stanford	1 6				95 A	San Diego	10 5	155 A	Pacific	3 13	
						95 A	San Diego	8 7	167 A	Portland	12 7	
						95 A	San Diego	1 5	167 A	Portland	1 2	
						98 N	Wichita St.	13 8	167 A	Portland	4 3	
									188 H	CSUN	9 5	
									230 H	UC Davis	4 0	
									230 H	UC Davis	15 3	
									230 H	UC Davis	1 0	
									235 N	CSU Bakersfield	11 0	
									279 H	Santa Clara	5 4	
									279 H	Santa Clara	10 1	
									279 H	Santa Clara	2 5	
LAST 10 GAMES												
	12 A	UC Santa Barbara	4 9		114 A	San Francisco	10 1					
	167 A	Portland	1 2		114 A	San Francisco	2 4					
	167 A	Portland	12 7		114 A	San Francisco	6 9					
	167 A	Portland	4 3		2 H	UCLA	5 8					
	134 A	Cal Poly	6 5		82 H	LMU (CA)	1 5					

Non-Div. I Games:

Pepperdine

Average RPI Win: 132		WON-LOST	WINNING	LAST 10	STRENGTH OF		OPP. STRENGTH	TEAM	ADJ		CONF.	ADJ CONF.
Average RPI Loss: 49		RECORD	PCT. RANK	GAMES	SCHEDULE		OF SCHEDULE	RPI	RPI		RPI	RPI
DIV. I ONLY		25-25-0	.5	149	3-7-0		16	62	62		.54514	62
DIV. I NON-CONF.		17-6-0	.73913	33	2-2-0		24	230	21		.58418	21
TOTALS		RPI 1-25	RPI 26-50		W-L RECORDS		RPI 51-100		RPI 101-150		RPI 150+	
25-25-0		2-8-0	1-7-0		OVERALL		7-9-0		2-0-0		13-1-0	
13-13-0		2-5-0	0-4-0		HOME		4-4-0		1-0-0		6-0-0	
10-12-0		0-3-0	1-3-0		AWAY		2-5-0		1-0-0		6-1-0	
2-0-0		0-0-0	0-0-0		NEUTRAL		1-0-0		0-0-0		1-0-0	
17-6-0		0-1-0	0-2-0		NON-CONFERENCE		4-3-0		2-0-0		11-0-0	
10-4-0		0-1-0	0-1-0		HOME		3-2-0		1-0-0		6-0-0	
5-2-0		0-0-0	0-0-0		AWAY		0-1-0		1-0-0		4-0-0	
2-0-0		0-0-0	0-0-0		NEUTRAL		1-0-0		0-0-0		1-0-0	
8-19-0		2-7-0	1-5-0		CONFERENCE		3-6-0		0-0-0		2-1-0	
3-9-0		2-4-0	0-3-0		HOME		1-2-0		0-0-0		0-0-0	
5-10-0		0-3-0	1-2-0		AWAY		2-4-0		0-0-0		2-1-0	
0-0-0		0-0-0	0-0-0		NEUTRAL		0-0-0		0-0-0		0-0-0	
RPI S	Opponent	Score	RPI S	Opponent	Score	RPI S	Opponent	Score	RPI S	Opponent	Score	
8 H	Georgia Tech	5 7	38 H	Clemson	1 14	57 A	Florida St.	2 5	117 A	Radford	8 6	
8 H	Georgia Tech	3 4	38 H	Clemson	9 12	57 A	Florida St.	6 0	117 H	Radford	8 7	
8 H	Georgia Tech	3 2	38 H	Clemson	4 6	57 A	Florida St.	8 9	151 H	High Point	16 1	
16 A	Miami (FL)	0 1	49 A	Duke	5 9	58 A	Wake Forest	10 9	161 A	ETSU	4 2	
16 A	Miami (FL)	0 2	49 A	Duke	6 2	58 A	Wake Forest	7 8	161 H	ETSU	9 3	
16 A	Miami (FL)	3 4	49 A	Duke	0 4	58 A	Wake Forest	3 8	165 H	Richmond	10 1	
18 H	West Virginia	2 7	50 A	Liberty	3 4	60 H	Boston College	15 8	165 H	Richmond	8 6	
19 H	North Carolina	2 5	50 H	Liberty	1 6	60 H	Boston College	2 5	193 A	Marshall	11 3	
19 H	North Carolina	5 7				60 H	Boston College	1 2	193 H	Marshall	7 0	
19 H	North Carolina	4 1				64 N	Sam Houston St.	3 2	197 A	Pittsburgh	0 1	
						66 A	Old Dominion	2 3	197 A	Pittsburgh	16 1	
						71 H	UNC Greensboro	2 1	197 A	Pittsburgh	11 4	
						71 H	UNC Greensboro	12 4	208 A	Stetson	5 0	
						94 H	Bryant	4 6	227 N	Manhattan	15 3	
						94 H	Bryant	2 1	251 A	VMI	13 1	
						94 H	Bryant	2 4	251 H	VMI	10 9	
LAST 10 GAMES												
18 H	West Virginia	2 7	16 A	Miami (FL)	0 2							
60 H	Boston College	2 5	16 A	Miami (FL)	0 1							
60 H	Boston College	15 8	16 A	Miami (FL)	3 4							
60 H	Boston College	1 2	117 A	Radford	8 6							
66 A	Old Dominion	2 3	251 H	VMI	10 9							

Non-Div. I Games:

Virginia Tech

Campelele

Campbell

RPI	S	Opponent	Score	
250	H	Charleston So.	3	9
250	H	Charleston So.	4	1
260	H	UNC Asheville	6	3
260	H	UNC Asheville	21	1
260	H	UNC Asheville	0	3
273	A	N.C. Central	3	1
273	H	N.C. Central	4	7

Campbell

C
a
m
p
b
e
l
l

C
a
m
p
b
e
l
l

Average RPI Win:		136	WON-LOST RECORD		WINNING PCT. RANK	LAST 10 GAMES	STRENGTH OF SCHEDULE		OPP. STRENGTH OF SCHEDULE	TEAM RPI	ADJ RPI	CONF. RPI	ADJ CONF. RPI
Average RPI Loss:		80											
DIV. I ONLY		29-22-0			.56863 100	5-5-0	74		56	64	.54247 64	12	12
DIV. I NON-CONF.		11-13-0			.45833 174	1-3-0	28		1	95	.5314 95	13	13
TOTALS		RPI 1-25	RPI 26-50		W-L RECORDS		RPI 51-100		RPI 101-150		RPI 150+		
29-22-0		0-2-0	5-5-0		OVERALL		4-7-0		6-5-0		14-3-0		
16-7-0		0-1-0	4-2-0		HOME		2-1-0		5-2-0		5-1-0		
11-12-0		0-0-0	0-2-0		AWAY		2-5-0		1-3-0		8-2-0		
2-3-0		0-1-0	1-1-0		NEUTRAL		0-1-0		0-0-0		1-0-0		
11-13-0		0-2-0	5-5-0		NON-CONFERENCE		0-5-0		4-1-0		2-0-0		
7-4-0		0-1-0	4-2-0		HOME		0-0-0		3-1-0		0-0-0		
2-6-0		0-0-0	0-0-0		AWAY		0-4-0		1-0-0		1-0-0		
2-3-0		0-1-0	1-1-0		NEUTRAL		0-1-0		0-0-0		1-0-0		
18-9-0		0-0-0	0-0-0		CONFERENCE		4-2-0		2-4-0		12-3-0		
9-3-0		0-0-0	0-0-0		HOME		2-1-0		2-1-0		5-1-0		
9-6-0		0-0-0	0-0-0		AWAY		2-1-0		0-3-0		7-2-0		
0-0-0		0-0-0	0-0-0		NEUTRAL		0-0-0		0-0-0		0-0-0		
RPI S	Opponent	Score	RPI S	Opponent	Score	RPI S	Opponent	Score	RPI S	Opponent	Score		
3 N	Mississippi St.	4 5	27 A	Baylor	6 9	53 A	Louisiana Tech	0 7	101 H	McNeese	3 4		
13 H	Texas A&M	5 15	27 H	Baylor	8 7	54 A	Texas	3 10	101 H	McNeese	6 3		
			31 H	UConn	8 5	55 A	Arizona	7 14	101 H	McNeese	5 4		
			31 H	UConn	4 9	55 A	Arizona	2 16	125 A	Rice	10 9		
			31 H	UConn	6 5	62 N	Virginia Tech	2 3	125 H	Rice	5 11		
			36 H	Fla. Atlantic	12 11	93 A	Southeastern La.	14 5	129 H	Louisiana	7 5		
			37 N	Nebraska	11 10	93 A	Southeastern La.	0 3	129 H	Louisiana	9 8		
			39 A	Houston	1 2	93 A	Southeastern La.	11 7	129 H	Louisiana	9 2		
			39 H	Houston	7 12	96 H	Incarnate Word	2 8	133 A	Central Ark.	1 4		
			39 N	Houston	3 9	96 H	Incarnate Word	10 4	133 A	Central Ark.	2 6		
						96 H	Incarnate Word	13 8	133 A	Central Ark.	1 6		
									152 A	New Orleans	8 2		
									152 A	New Orleans	6 2		
									152 A	New Orleans	4 6		
									164 H	A&M-Corpus Christi	11 5		
									164 H	A&M-Corpus Christi	12 2		
									164 H	A&M-Corpus Christi	4 8		
									169 A	SFA	4 2		
									169 A	SFA	7 12		
									169 A	SFA	6 3		
									208 A	Stetson	4 3		
									209 H	Lamar University	15 6		
									209 H	Lamar University	6 5		
									209 H	Lamar University	8 4		
									216 A	Houston Baptist	7 4		
									216 A	Houston Baptist	6 3		
									216 A	Houston Baptist	17 5		
			LAST 10 GAMES										
			55 A	Arizona	2 16	36 H	Fla. Atlantic	12 11					
			55 A	Arizona	7 14	164 H	A&M-Corpus Christi	12 2					
			93 A	Southeastern La.	14 5	164 H	A&M-Corpus Christi	11 5					
			93 A	Southeastern La.	11 7	164 H	A&M-Corpus Christi	4 8					
			93 A	Southeastern La.	0 3	13 H	Texas A&M	5 15					

Non-Div. I Games:

Sam Houston St.

RPI	S	Opponent	Score	
227	N	Manhattan	12	7

Sam Houston St.

S
a
m
H
o
u
s
t
o
n
S
t
.

S
a
m
H
o
u
s
t
o
n
S
t
.

Average RPI Win:	146	WON-LOST RECORD	WINNING PCT. RANK	LAST 10 GAMES	STRENGTH OF SCHEDULE	OPP. STRENGTH OF SCHEDULE	TEAM RPI	ADJ RPI	CONF. RPI	ADJ CONF. RPI		
DIV. I ONLY		28-19-0	.59574	77	8-2-0	102	34	65	.54075	65	4	4
DIV. I NON-CONF.		16-7-0	.69565	48	3-0-0	138	139	54	.55243	54	3	3
<hr/>												
TOTALS	RPI 1-25	RPI 26-50		W-L RECORDS		RPI 51-100		RPI 101-150		RPI 150+		
28-19-0	0-6-0	3-4-0		OVERALL		7-8-0		8-0-0		10-1-0		
16-6-0	0-3-0	3-3-0		HOME		3-0-0		8-0-0		2-0-0		
8-11-0	0-3-0	0-0-0		AWAY		3-7-0		0-0-0		5-1-0		
4-2-0	0-0-0	0-1-0		NEUTRAL		1-1-0		0-0-0		3-0-0		
<hr/>												
16-7-0	0-0-0	1-3-0		NON-CONFERENCE		2-4-0		5-0-0		8-0-0		
8-2-0	0-0-0	1-2-0		HOME		0-0-0		5-0-0		2-0-0		
4-3-0	0-0-0	0-0-		AWAY		1-3-0		0-0-0		3-0-0		
4-2-0	0-0-0	0-1-0		NEUTRAL		1-1-0		0-0-0		3-0-0		
<hr/>												
12-12-0	0-6-0	2-1-0		CONFERENCE		5-4-0		3-0-0		2-1-0		
8-4-0	0-3-0	2-1-0		HOME		3-0-0		3-0-0		0-0-0		
4-8-0	0-3-0	0-0-0		AWAY		2-4-0		0-0-0		2-1-0		
0-0-0	0-0-0	0-0-0		NEUTRAL		0-0-0		0-0-0		0-0-0		
<hr/>												
RPI S	Opponent	Score	RPI S	Opponent	Score	RPI S	Opponent	Score	RPI S	Opponent	Score	
14 A	Stanford	2 3	28 N	Indiana	0 1	51 A	Oregon	9 3	102 H	New Mexico St.	10 7	
14 A	Stanford	2 8	32 H	BYU	3 7	51 A	Oregon	19 3	134 H	Cal Poly	9 3	
14 A	Stanford	1 6	32 H	BYU	1 0	51 A	Oregon	0 1	134 H	Cal Poly	11 7	
17 H	Oregon St.	7 10	32 H	BYU	0 4	52 A	UC Irvine	4 6	134 H	Cal Poly	5 0	
17 H	Oregon St.	0 1	34 H	Arizona St.	10 6	52 A	UC Irvine	9 5	142 H	California Baptist	3 2	
17 H	Oregon St.	3 4	34 H	Arizona St.	10 9	52 A	UC Irvine	1 2	149 H	Utah	4 2	
			34 H	Arizona St.	6 11	55 A	Arizona	2 14	149 H	Utah	5 4	
						55 A	Arizona	3 9	149 H	Utah	12 5	
						55 A	Arizona	4 7	167 A	Portland	8 3	
						68 N	Coastal Caro.	2 5	167 H	Portland	10 8	
						70 N	Minnesota	7 5	202 A	Washington St.	2 13	
						78 A	Gonzaga	4 5	202 A	Washington St.	10 2	
						84 H	Southern California	4 3	202 A	Washington St.	7 2	
						84 H	Southern California	7 1	272 A	Seattle U	6 3	
						84 H	Southern California	3 2	272 H	Seattle U	6 1	
									279 A	Santa Clara	11 1	
									286 N	Northern Colo.	11 1	
									286 N	Northern Colo.	25 8	
									286 N	Northern Colo.	3 2	
<hr/>												
LAST 10 GAMES												
						102 H	New Mexico St.	10 7	202 A	Washington St.	2 13	
						149 H	Utah	4 2	202 A	Washington St.	10 2	
						149 H	Utah	5 4	202 A	Washington St.	7 2	
						149 H	Utah	12 5	272 H	Seattle U	6 1	
						167 H	Portland	10 8	34 H	Arizona St.	6 11	

Non-Div. I Games:

Washington

Average RPI Win: 143		WON-LOST	WINNING	LAST 10	STRENGTH OF		OPP. STRENGTH	TEAM	ADJ	CONF.	ADJ CONF.
Average RPI Loss: 104		RECORD	PCT. RANK	GAMES	SCHEDULE		OF SCHEDULE	RPI	RPI	RPI	RPI
DIV. I ONLY		33-18-0	.64706	45	8-2-0		114	82	66	.54067	66
DIV. I NON-CONF.		19-5-0	.79167	17	2-0-0		137	75	36	.57225	36
TOTALS		RPI 1-25	RPI 26-50		W-L RECORDS		RPI 51-100		RPI 101-150		RPI 150+
33-18-0		0-1-0	2-5-0		OVERALL		10-2-0		2-4-0		19-6-0
22-10-0		0-1-0	0-0-0		HOME		6-1-0		0-3-0		16-5-0
11-8-0		0-0-0	2-5-0		AWAY		4-1-0		2-1-0		3-1-0
0-0-0		0-0-0	0-0-0		NEUTRAL		0-0-0		0-0-0		0-0-0
19-5-0		0-1-0	0-1-0		NON-CONFERENCE		8-1-0		0-0-0		11-2-0
14-3-0		0-1-0	0-0-0		HOME		4-0-0		0-0-0		10-2-0
5-2-0		0-0-0	0-0-0		AWAY		4-1-0		0-0-0		1-0-0
0-0-0		0-0-0	0-0-0		NEUTRAL		0-0-0		0-0-0		0-0-0
14-13-0		0-0-0	2-4-0		CONFERENCE		2-1-0		2-4-0		8-4-0
8-7-0		0-0-0	0-0-0		HOME		2-1-0		0-3-0		6-3-0
6-6-0		0-0-0	2-4-0		AWAY		0-0-0		2-1-0		2-1-0
0-0-0		0-0-0	0-0-0		NEUTRAL		0-0-0		0-0-0		0-0-0
RPI S	Opponent	Score	RPI S	Opponent	Score	RPI S	Opponent	Score	RPI S	Opponent	Score
4 H	East Carolina	7 10	36 A	Fla. Atlantic	7 8	53 H	Louisiana Tech	2 4	125 H	Rice	1 3
			36 A	Fla. Atlantic	7 2	53 H	Louisiana Tech	7 3	125 H	Rice	10 14
			36 A	Fla. Atlantic	12 6	53 H	Louisiana Tech	14 6	125 H	Rice	2 11
			41 A	Southern Miss.	0 11	59 A	VCU	7 5	135 A	UTSA	10 6
			41 A	Southern Miss.	4 14	59 H	VCU	6 5	135 A	UTSA	14 13
			41 A	Southern Miss.	0 9	62 H	Virginia Tech	3 2	135 A	UTSA	3 4
			44 A	Virginia	2 4	63 H	Campbell	4 3	151 H	High Point	5 7
						73 A	Kansas St.	8 2	151 H	High Point	7 0
						73 A	Kansas St.	2 6	151 H	High Point	4 5
						73 A	Kansas St.	5 0	157 A	UAB	9 5
						87 A	William & Mary	4 2	157 A	UAB	14 7
						87 H	William & Mary	6 3	157 A	UAB	5 6
									168 H	FIU	6 12
									168 H	FIU	7 2
									168 H	FIU	8 6
									179 H	Rutgers	3 2
									179 H	Rutgers	12 2
									179 H	Rutgers	12 5
									189 H	Binghamton	12 9
									189 H	Binghamton	2 1
									193 H	Marshall	9 8
									193 H	Marshall	6 3
									193 H	Marshall	6 5
									201 H	Charlotte	10 0
									201 H	Charlotte	7 8
									201 H	Charlotte	8 11
									230 H	Princeton	3 1
			LAST 10 GAMES								
			251 A	VMI	17 8	53 H	Louisiana Tech	2 4			
			193 H	Marshall	9 8	53 H	Louisiana Tech	14 6			
			193 H	Marshall	6 3	62 H	Virginia Tech	3 2			
			193 H	Marshall	6 5	36 A	Fla. Atlantic	7 8			
			53 H	Louisiana Tech	7 3	36 A	Fla. Atlantic	12 6			

Non-Div. I Games:

Old Dominion

RPI	S	Opponent	Score	
230	H	Princeton	15	1
251	A	VMI	17	8
251	H	VMI	5	0
262	H	Norfolk St.	11	0

Old Dominion

O
l
d
D
o
m
i
n
i
o
n

O
l
d
D
o
m
i
n
i
o
n

Average RPI Win:	132	WON-LOST	WINNING	LAST 10	STRENGTH OF	OPP. STRENGTH	TEAM	ADJ	CONF.	ADJ CONF.				
Average RPI Loss:	91	RECORD	PCT. RANK	GAMES	SCHEDULE	OF SCHEDULE	RPI	RPI	RPI	RPI				
DIV. I ONLY	30-22-0	.57692	89	6-4-0	76	63	67	.5398	67	10	10			
DIV. I NON-CONF.	14-11-0	.56	112	0-1-0	88	22	103	.5275	103	8	8			
<hr/>														
TOTALS	RPI 1-25	RPI 26-50		W-L RECORDS		RPI 51-100		RPI 101-150		RPI 150+				
30-22-0	3-7-0	1-2-0		OVERALL		8-4-0		9-5-0		9-4-0				
18-10-0	2-4-0	1-2-0		HOME		3-2-0		6-1-0		6-1-0				
12-12-0	1-3-0	0-0-0		AWAY		5-2-0		3-4-0		3-3-0				
0-0-0	0-0-0	0-0-0		NEUTRAL		0-0-0		0-0-0		0-0-0				
14-11-0	3-7-0	0-0-0		NON-CONFERENCE		2-1-0		2-0-0		7-3-0				
10-6-0	2-4-0	0-0-0		HOME		1-1-0		1-0-0		6-1-0				
4-5-0	1-3-0	0-0-		AWAY		1-0-0		1-0-0		1-2-0				
0-0-0	0-0-0	0-0-0		NEUTRAL		0-0-0		0-0-0		0-0-0				
16-11-0	0-0-0	1-2-0		CONFERENCE		6-3-0		7-5-0		2-1-0				
8-4-0	0-0-0	1-2-0		HOME		2-1-0		5-1-0		0-0-0				
8-7-0	0-0-0	0-0-0		AWAY		4-2-0		2-4-0		2-1-0				
0-0-0	0-0-0	0-0-0		NEUTRAL		0-0-0		0-0-0		0-0-0				
<hr/>														
RPI	S	Opponent	Score		RPI	S	Opponent	Score		RPI	S	Opponent	Score	
5	H	Georgia	2	4	46	H	Texas St.	12	0	68	A	Coastal Caro.	9	2
5	H	Georgia	1	3	46	H	Texas St.	4	14	68	A	Coastal Caro.	13	12
5	H	Georgia	10	7	46	H	Texas St.	2	8	68	A	Coastal Caro.	7	9
8	A	Georgia Tech	6	7						83	H	South Alabama	16	12
18	H	West Virginia	1	0						83	H	South Alabama	9	2
18	H	West Virginia	1	5						83	H	South Alabama	2	6
18	H	West Virginia	1	3						88	A	UT Arlington	5	12
20	A	Auburn	7	5						88	A	UT Arlington	5	3
20	A	Auburn	2	11						88	A	UT Arlington	15	8
20	A	Auburn	3	4						91	A	Col. of Charleston	8	0
										91	H	Col. of Charleston	1	5
										91	H	Col. of Charleston	3	1
						</								

Non-Div. I Games:

Ga. Southern

RPI	S	Opponent	Score
283	A	Villanova	7 6

Xavier

Average RPI Win: 129		WON-LOST	WINNING	LAST 10	STRENGTH OF		OPP. STRENGTH	TEAM	ADJ	CONF.	ADJ CONF.
Average RPI Loss: 59		RECORD	PCT. RANK	GAMES	SCHEDULE		OF SCHEDULE	RPI	RPI	RPI	RPI
DIV. I ONLY		22-24-0	.47826	174	31		65	70	.53839	70	7
DIV. I NON-CONF.		9-16-0	.36	217	51		55	144	.50045	144	7
TOTALS		RPI 1-25	RPI 26-50		W-L RECORDS		RPI 51-100		RPI 101-150		RPI 150+
22-24-0		1-7-0	6-9-0		OVERALL		3-5-0		3-1-0		9-2-0
12-7-0		1-2-0	3-3-0		HOME		2-1-0		3-1-0		3-0-0
9-11-0		0-3-0	3-6-0		AWAY		0-1-0		0-0-0		6-1-0
1-6-0		0-2-0	0-0-0		NEUTRAL		1-3-0		0-0-0		0-1-0
9-16-0		0-5-0	2-4-0		NON-CONFERENCE		1-4-0		0-1-0		6-2-0
4-3-0		0-0-0	1-2-0		HOME		0-0-0		0-1-0		3-0-0
4-7-0		0-3-0	1-0-		AWAY		0-1-0		0-0-0		3-1-0
1-6-0		0-2-0	0-0-0		NEUTRAL		1-3-0		0-0-0		0-1-0
13-8-0		1-2-0	4-5-0		CONFERENCE		2-1-0		3-0-0		3-0-0
8-4-0		1-2-0	2-1-0		HOME		2-1-0		3-0-0		0-0-0
5-4-0		0-0-0	2-4-0		AWAY		0-0-0		0-0-0		3-0-0
0-0-0		0-0-0	0-0-0		NEUTRAL		0-0-0		0-0-0		0-0-0
RPI S	Opponent	Score	RPI S	Opponent	Score	RPI S	Opponent	Score	RPI S	Opponent	Score
17 N	Oregon St.	1 13	26 A	DBU	0 9	61 A	Pepperdine	12 13	139 H	Milwaukee	4 5
17 N	Oregon St.	1 2	26 A	DBU	9 7	65 N	Washington	5 7	148 H	Ohio St.	3 2
22 H	Illinois	3 13	26 A	DBU	5 7	78 N	Gonzaga	8 5	148 H	Ohio St.	11 2
22 H	Illinois	2 4	28 A	Indiana	6 7	78 N	Gonzaga	5 6	148 H	Ohio St.	5 4
22 H	Illinois	5 4	28 A	Indiana	1 7	80 H	Maryland	2 1	176 A	Penn St.	8 6
24 A	NC State	4 8	28 A	Indiana	7 3	80 H	Maryland	3 7	176 A	Penn St.	7 5
24 A	NC State	2 3	37 H	Nebraska	1 10	80 H	Maryland	9 3	176 A	Penn St.	5 1
24 A	NC State	4 5	37 H	Nebraska	3 2	95 N	San Diego	5 6	181 N	New Mexico	1 11
			37 H	Nebraska	5 2				191 H	South Dakota St.	5 0
			44 H	Oklahoma	8 1				191 H	South Dakota St.	5 1
			44 H	Oklahoma	1 2				232 A	Long Beach St.	4 6
			44 H	Oklahoma	2 5				232 A	Long Beach St.	6 2
			48 A	Michigan	3 5				232 A	Long Beach St.	19 6
			48 A	Michigan	6 4				264 H	North Dakota St.	4 3
			48 A	Michigan	0 8				272 A	Seattle U	3 2
LAST 10 GAMES											
			80 H	Maryland	2 1				148 H	Ohio St.	11 2
			80 H	Maryland	9 3				148 H	Ohio St.	5 4
			80 H	Maryland	3 7				139 H	Milwaukee	4 5
			191 H	South Dakota St.	5 0				28 A	Indiana	1 7
			148 H	Ohio St.	3 2				28 A	Indiana	6 7

Non-Div. I Games: Augsburg 9 3 St. Scholastica 14 4

Minnesota

[illegible]

Non-Div. I Games:

UNC Greensboro

RPI	S	Opponent	Score	
230	H	Princeton	5	3
251	A	VMI	6	1
251	A	VMI	13	3
251	A	VMI	5	6
253	H	George Mason	4	2
253	H	George Mason	8	0
275	H	The Citadel	8	3
275	H	The Citadel	16	10
275	H	The Citadel	6	5

UNC Greensboro

U
N
C
G
r
e
e
n
s
b
o
r
o

U
N
C
G
r
e
e
n
s
b
o
r
o

[illegible]

Non-Div. I Games:

Saint Mary's (CA)

RPI	S	Opponent	Score	
279	H	Santa Clara	8	1
279	H	Santa Clara	9	4
287	H	Rider	5	2

Saint Mary's (CA)

S
a
i
n
t
M
a
r
y
'
s
(
C
A
)

S
a
i
n
t
M
a
r
y
'
s
(
C
A
)

Average RPI Win: 114		WON-LOST	WINNING	LAST 10	STRENGTH OF		OPP. STRENGTH	TEAM	ADJ		CONF.	ADJ CONF.
Average RPI Loss: 61		RECORD	PCT. RANK	GAMES	SCHEDULE		OF SCHEDULE	RPI	RPI		RPI	RPI
DIV. I ONLY		25-28-0	.4717	178	5-5-0		25	45	73		2	2
DIV. I NON-CONF.		17-15-0	.53125	134	2-0-0		59	130	92		2	2
TOTALS		RPI 1-25	RPI 26-50		W-L RECORDS		RPI 51-100		RPI 101-150		RPI 150+	
25-28-0		3-10-0	3-6-0		OVERALL		8-7-0		3-2-0		8-3-0	
14-12-0		2-4-0	1-3-0		HOME		6-4-0		0-0-0		5-1-0	
8-14-0		1-6-0	2-2-0		AWAY		2-3-0		0-1-0		3-2-0	
3-2-0		0-0-0	0-1-0		NEUTRAL		0-0-0		3-1-0		0-0-0	
17-15-0		1-3-0	1-2-0		NON-CONFERENCE		4-5-0		3-2-0		8-3-0	
9-5-0		0-0-0	0-1-0		HOME		4-3-0		0-0-0		5-1-0	
5-8-0		1-3-0	1-0-		AWAY		0-2-0		0-1-0		3-2-0	
3-2-0		0-0-0	0-1-0		NEUTRAL		0-0-0		3-1-0		0-0-0	
8-13-0		2-7-0	2-4-0		CONFERENCE		4-2-0		0-0-0		0-0-0	
5-7-0		2-4-0	1-2-0		HOME		2-1-0		0-0-0		0-0-0	
3-6-0		0-3-0	1-2-0		AWAY		2-1-0		0-0-0		0-0-0	
0-0-0		0-0-0	0-0-0		NEUTRAL		0-0-0		0-0-0		0-0-0	
RPI S	Opponent	Score	RPI S	Opponent	Score	RPI S	Opponent	Score	RPI S	Opponent	Score	
9 H	Texas Tech	4 11	27 A	Baylor	3 4	54 A	Texas	2 0	114 N	San Francisco	11 5	
9 H	Texas Tech	3 4	27 A	Baylor	6 11	54 A	Texas	2 10	114 N	San Francisco	7 0	
9 H	Texas Tech	5 4	27 A	Baylor	10 3	54 A	Texas	6 4	114 N	San Francisco	1 3	
11 A	Oklahoma St.	4 11	37 A	Nebraska	5 0	56 A	San Diego St.	7 10	142 A	California Baptist	6 7	
11 A	Oklahoma St.	4 5	37 H	Nebraska	0 7	66 H	Old Dominion	0 5	149 N	Utah	6 4	
11 A	Oklahoma St.	4 8	44 H	Oklahoma	3 6	66 H	Old Dominion	6 2	184 H	Canisius	3 15	
15 A	Missouri	2 17	44 H	Oklahoma	4 8	66 H	Old Dominion	2 8	184 H	Canisius	6 5	
18 H	West Virginia	0 6	44 H	Oklahoma	5 2	77 H	TCU	11 10	188 A	CSUN	11 5	
18 H	West Virginia	8 6	47 N	Fresno St.	3 11	77 H	TCU	1 8	188 A	CSUN	2 4	
18 H	West Virginia	4 7				77 H	TCU	7 4	188 A	CSUN	8 10	
23 A	Creighton	0 4				98 A	Wichita St.	5 8	188 A	CSUN	6 5	
23 A	Creighton	9 2				98 H	Wichita St.	7 2	205 A	Omaha	9 2	
23 A	Creighton	1 11				100 H	UTRGV	3 1	205 H	Omaha	7 2	
						100 H	UTRGV	7 1	228 H	Northern Ill.	9 6	
						100 H	UTRGV	5 6	228 H	Northern Ill.	8 3	
									265 H	Texas Southern	11 5	
LAST 10 GAMES												
			18 H	West Virginia	4 7	27 A	Baylor	6 11				
			18 H	West Virginia	8 6	27 A	Baylor	3 4				
			18 H	West Virginia	0 6	98 H	Wichita St.	7 2				
			265 H	Texas Southern	11 5	44 H	Oklahoma	3 6				
			27 A	Baylor	10 3	44 H	Oklahoma	5 2				

Non-Div. I Games:

Kansas St.

Average RPI Win: Average RPI Loss:	163 90	WON-LOST RECORD	WINNING PCT. RANK	LAST 10 GAMES	STRENGTH OF SCHEDULE	OPP. STRENGTH OF SCHEDULE	TEAM RPI	ADJ RPI	CONF. RPI	ADJ CONF. RPI		
DIV. I ONLY		29-23-0	.55769	112	7-3-0	63	137	74	.53582	74	13	13
DIV. I NON-CONF.		17-14-0	.54839	118	3-3-0	44	91	63	.54609	62	16	16
<hr/>												
TOTALS	RPI 1-25	RPI 26-50		W-L RECORDS		RPI 51-100		RPI 101-150		RPI 150+		
29-23-0	0-0-0	3-10-0		OVERALL		4-3-0		5-7-0		17-3-0		
19-8-0	0-0-0	2-6-0		HOME		1-0-0		3-0-0		13-2-0		
10-15-0	0-0-0	1-4-0		AWAY		3-3-0		2-7-0		4-1-0		
0-0-0	0-0-0	0-0-0		NEUTRAL		0-0-0		0-0-0		0-0-0		
17-14-0	0-0-0	1-9-0		NON-CONFERENCE		4-3-0		4-2-0		8-0-0		
10-5-0	0-0-0	0-5-0		HOME		1-0-0		3-0-0		6-0-0		
7-9-0	0-0-0	1-0-		AWAY		3-3-0		1-2-0		2-0-0		
0-0-0	0-0-0	0-0-0		NEUTRAL		0-0-0		0-0-0		0-0-0		
12-9-0	0-0-0	2-1-0		CONFERENCE		0-0-0		1-5-0		9-3-0		
9-3-0	0-0-0	2-1-0		HOME		0-0-0		0-0-0		7-2-0		
3-6-0	0-0-0	0-0-0		AWAY		0-0-0		1-5-0		2-1-0		
0-0-0	0-0-0	0-0-0		NEUTRAL		0-0-0		0-0-0		0-0-0		
<hr/>												
RPI	S	Opponent	Score	RPI	S	Opponent	Score	RPI	S	Opponent	Score	
				30	H	Indiana St.	3 8					
				30	H	Indiana St.	1 7					
				30	H	Indiana St.	7 13					
				33	A	Florida	8 13					
				33	A	Florida	4 8					
				33	H	Florida	4 5					
				43	A	UCF	0 3					
				43	A	UCF	8 5					
				43	A	UCF	4 6					
				43	H	UCF	2 8					
				50	H	Liberty	7 4					
				50	H	Liberty	1 4					
				50	H	Liberty	8 3					
<hr/>												
				LAST 10 GAMES								
				208	H	Stetson	6 1					
				208	H	Stetson	2 1					
				208	H	Stetson	13 0					
				57	A	Florida St.	3 2					
				57	A	Florida St.	0 3					
				106	A	Austin Peay	3 8					
				106	A	Austin Peay	11 3					
				106	A	Austin Peay	1 12					
				267	H	Bethune-Cookman	5 0					
				50	H	Liberty	7 4					
				103	A	North Florida	3 11					
				103	A	North Florida	10 8					
				103	A	North Florida	2 3					
				106	A	Austin Peay	3 8					
				106	A	Austin Peay	11 3					
				106	A	Austin Peay	1 12					
				120	H	Jacksonville St.	16 7					
				120	H	Jacksonville St.	2 1					
				120	H	Jacksonville St.	5 2					
				124	A	FGCU	1 3					
				124	A	FGCU	1 2					
				124	A	FGCU	1 12					
				154	H	Lipscomb	6 5					
				154	H	Lipscomb	5 4					
				154	H	Lipscomb	3 2					

Non-Div. I Games:

Jacksonville

RPI	S	Opponent	Score	
243	H	North Ala.	10	5
257	A	Florida A&M	5	2
257	H	Florida A&M	10	9
267	A	Bethune-Cookman	7	5
267	H	Bethune-Cookman	5	0

Jacksonville

J
a
c
k
s
o
n
v
i
l
l
e

J
a
c
k
s
o
n
v
i
l
l
e

Average RPI Win:		152	WON-LOST		WINNING		LAST 10		STRENGTH OF		OPP. STRENGTH		TEAM		ADJ		CONF.		ADJ CONF.				
Average RPI Loss:		94	RECORD		PCT. RANK		GAMES		SCHEDULE		OF SCHEDULE		RPI		RPI		RPI		RPI				
DIV. I ONLY			28-24-0		.53846		120		6-4-0		95		85		75		.5353		75				
DIV. I NON-CONF.			19-12-0		.6129		90		2-2-0		255		221		127		.51097		127				
TOTALS		RPI 1-25		RPI 26-50		W-L RECORDS		RPI 51-100		RPI 101-150		RPI 150+											
28-24-0		4-6-0		1-5-0		OVERALL		4-4-0		4-4-0		15-5-0											
8-6-0		2-2-0		1-2-0		HOME		3-1-0		1-0-0		1-1-0											
9-17-0		2-4-0		0-3-0		AWAY		1-3-0		2-4-0		4-3-0											
11-1-0		0-0-0		0-0-0		NEUTRAL		0-0-0		1-0-0		10-1-0											
19-12-0		0-1-0		0-0-0		NON-CONFERENCE		0-2-0		4-4-0		15-5-0											
2-3-0		0-1-0		0-0-0		HOME		0-1-0		1-0-0		1-1-0											
6-8-0		0-0-0		0-0-		AWAY		0-1-0		2-4-0		4-3-0											
11-1-0		0-0-0		0-0-0		NEUTRAL		0-0-0		1-0-0		10-1-0											
9-12-0		4-5-0		1-5-0		CONFERENCE		4-2-0		0-0-0		0-0-0											
6-3-0		2-1-0		1-2-0		HOME		3-0-0		0-0-0		0-0-0											
3-9-0		2-4-0		0-3-0		AWAY		1-2-0		0-0-0		0-0-0											
0-0-0		0-0-0		0-0-0		NEUTRAL		0-0-0		0-0-0		0-0-0											
RPI	S	Opponent		Score		RPI	S	Opponent		Score		RPI	S	Opponent		Score							
9	A	Texas Tech		4	5	27	H	Baylor		0	8	54	H	Texas		1	0	111	A	Air Force			
9	A	Texas Tech		4	19	27	H	Baylor		2	8	54	H	Texas		10	6	111	A	Air Force			
9	A	Texas Tech		13	9	27	H	Baylor		12	7	54	H	Texas		4	2	116	N	Ball St.			
11	H	Oklahoma St.		6	27	44	A	Oklahoma		3	4	77	A	TCU		3	1	121	A	St. John's (NY)			
11	H	Oklahoma St.		5	4	44	A	Oklahoma		1	5	77	A	TCU		4	7	121	A	St. John's (NY)			
11	H	Oklahoma St.		7	6	44	A	Oklahoma		5	10	77	A	TCU		3	4	121	A	St. John's (NY)			
18	A	West Virginia		0	1							98	A	Wichita St.		2	3	136	A	Missouri St.			
18	A	West Virginia		3	4							98	H	Wichita St.		1	9	136	H	Missouri St.		11	6
18	A	West Virginia		6	5							170	A	Furman		0	3	170	A	Furman		15	1
23	H	Creighton		5	6							170	A	Furman		11	7	183	N	Seton Hall		7	4
						LAST 10 GAMES																	
						77	A	TCU		3	1	54	H	Texas		10	6	256	H	Jackson St.			
						77	A	TCU		4	7	54	H	Texas		1	0	256	H	Jackson St.			
						77	A	TCU		3	4	54	H	Texas		4	2	265	N	Texas Southern			
						256	H	Jackson St.		2	1	111	A	Air Force		11	6	265	N	Texas Southern			
						256	H	Jackson St.		7	8	111	A	Air Force		2	3	265	N	Texas Southern			

Non-Div. I Games:

Kansas

RPI	S	Opponent	Score	
265	N	Texas Southern	7	1

Kansas

K
a
n
s
a
s

K
a
n
s
a
s

Average RPI Win:		135	WON-LOST RECORD		WINNING PCT. RANK		LAST 10 GAMES		STRENGTH OF SCHEDULE		OPP. STRENGTH OF SCHEDULE		TEAM RPI		ADJ RPI		CONF. RPI		ADJ CONF. RPI				
Average RPI Loss:		36																					
DIV. I ONLY			27-25-0		.51923		140		3-7-0		47		9		76		.53379		76				
DIV. I NON-CONF.			20-5-0		.8		14		1-1-0		212		132		61		.54736		60				
TOTALS		RPI 1-25		RPI 26-50		W-L RECORDS		RPI 51-100		RPI 101-150		RPI 150+											
27-25-0		5-15-0		8-7-0		OVERALL		0-0-0		1-1-0		13-2-0											
18-15-0		2-10-0		5-2-0		HOME		0-0-0		1-1-0		10-2-0											
6-9-0		1-5-0		3-4-0		AWAY		0-0-0		0-0-0		2-0-0											
3-1-0		2-0-0		0-1-0		NEUTRAL		0-0-0		0-0-0		1-0-0											
20-5-0		2-0-0		4-2-0		NON-CONFERENCE		0-0-0		1-1-0		13-2-0											
14-4-0		0-0-0		3-1-0		HOME		0-0-0		1-1-0		10-2-0											
3-0-0		0-0-0		1-0-		AWAY		0-0-0		0-0-0		2-0-0											
3-1-0		2-0-0		0-1-0		NEUTRAL		0-0-0		0-0-0		1-0-0											
7-20-0		3-15-0		4-5-0		CONFERENCE		0-0-0		0-0-0		0-0-0											
4-11-0		2-10-0		2-1-0		HOME		0-0-0		0-0-0		0-0-0											
3-9-0		1-5-0		2-4-0		AWAY		0-0-0		0-0-0		0-0-0											
0-0-0		0-0-0		0-0-0		NEUTRAL		0-0-0		0-0-0		0-0-0											
RPI	S	Opponent		Score		RPI	S	Opponent		Score		RPI	S	Opponent		Score		RPI	S	Opponent		Score	
1	H	Vanderbilt		11 22		33	A	Florida		4 6		123	H	Gardner-Webb		2 10							
1	H	Vanderbilt		3 9		33	A	Florida		6 3		127	H	Winthrop		8 6							
1	H	Vanderbilt		2 6		33	A	Florida		5 9		170	A	Furman		12 7							
5	H	Georgia		2 4		38	A	Clemson		5 4		170	H	Furman		4 7							
5	H	Georgia		1 6		38	H	Clemson		14 3		185	H	Appalachian St.		3 1							
5	H	Georgia		7 8		38	N	Clemson		5 11		190	H	N.C. A&T		0 2							
10	A	Tennessee		5 15		40	A	Alabama		0 9		201	H	Charlotte		5 4							
10	A	Tennessee		3 2		40	A	Alabama		1 4		233	H	Valparaiso		9 2							
10	A	Tennessee		3 6		40	A	Alabama		5 4		233	H	Valparaiso		3 2							
13	H	Texas A&M		3 2		42	H	Kentucky		11 3		233	H	Valparaiso		12 6							
13	H	Texas A&M		3 6		42	H	Kentucky		2 6		236	H	USC Upstate		1 0							
13	H	Texas A&M		2 8		42	H	Kentucky		5 4		250	N	Charleston So.		10 3							
15	A	Missouri		2 5		50	H	Liberty		5 6		270	H	Utah Valley		10 3							
15	A	Missouri		0 11		50	H	Liberty		13 7		270	H	Utah Valley		6 5							
15	A	Missouri		7 9		50	H	Liberty		3 2		270	H	Utah Valley		15 3							
19	N	North Carolina		5 2								275	A	The Citadel		10 9							
20	H	Auburn		5 7								275	H	The Citadel		9 0							
20	H	Auburn		2 4																			
20	H	Auburn		4 0																			
24	N	NC State		10 8																			
						LAST 10 GAMES																	
						236	H	USC Upstate		1 0		1	H	Vanderbilt		2 6							
						42	H	Kentucky		2 6		1	H	Vanderbilt		3 9							
						42	H	Kentucky		11 3		1	H	Vanderbilt		11 22							
						42	H	Kentucky		5 4		15	A	Missouri		7 9							
						170	H	Furman		4 7		15	A	Missouri		0 11							

Non-Div. I Games:

South Carolina

TCU

Average RPI Win: 120		WON-LOST	WINNING	LAST 10	STRENGTH OF	OPP. STRENGTH	TEAM	ADJ	CONF.	ADJ CONF.							
Average RPI Loss: 76		RECORD	PCT. RANK	GAMES	SCHEDULE	OF SCHEDULE	RPI	RPI	RPI	RPI							
DIV. I ONLY		28-22-0	.56	106	5-5-0	69	38	77	.53367	77	2	2					
DIV. I NON-CONF.		18-11-0	.62069	83	1-1-0	171	109	112	.52262	112	2	2					
<hr/>																	
TOTALS		RPI 1-25		RPI 26-50		W-L RECORDS		RPI 51-100		RPI 101-150		RPI 150+					
28-22-0		4-4-0		4-6-0		OVERALL		8-6-0		2-3-0		10-3-0					
16-11-0		1-2-0		0-4-0		HOME		6-2-0		2-1-0		7-2-0					
8-8-0		2-1-0		2-2-0		AWAY		1-4-0		0-0-0		3-1-0					
4-3-0		1-1-0		2-0-0		NEUTRAL		1-0-0		0-2-0		0-0-0					
<hr/>																	
18-11-0		1-1-0		2-2-0		NON-CONFERENCE		3-2-0		2-3-0		10-3-0					
11-4-0		0-0-0		0-1-0		HOME		2-0-0		2-1-0		7-2-0					
3-4-0		0-0-0		0-0-		AWAY		0-2-0		0-0-0		3-1-0					
4-3-0		1-1-0		2-0-0		NEUTRAL		1-0-0		0-2-0		0-0-0					
<hr/>																	
10-11-0		3-3-0		2-4-0		CONFERENCE		5-4-0		0-0-0		0-0-0					
5-7-0		1-2-0		0-3-0		HOME		4-2-0		0-0-0		0-0-0					
5-4-0		2-1-0		2-1-0		AWAY		1-2-0		0-0-0		0-0-0					
0-0-0		0-0-0		0-0-0		NEUTRAL		0-0-0		0-0-0		0-0-0					
<hr/>																	
RPI	S	Opponent		Score		RPI	S	Opponent		Score		RPI	S	Opponent		Score	
1	N	Vanderbilt		10	2	26	A	DBU		6	11	54	H	Texas		12	8
11	H	Oklahoma St.		6	7	26	H	DBU		3	9	54	H	Texas		1	13
11	H	Oklahoma St.		8	9	27	H	Baylor		3	6	54	H	Texas		3	2
11	H	Oklahoma St.		7	4	27	H	Baylor		2	15	73	A	Kansas St.		4	7
13	N	Texas A&M		0	1	27	H	Baylor		1	12	73	A	Kansas St.		8	1
18	A	West Virginia		6	1	39	N	Houston		10	6	73	A	Kansas St.		10	11
18	A	West Virginia		5	6	44	A	Oklahoma		4	2	75	H	Kansas		1	3
18	A	West Virginia		14	5	44	A	Oklahoma		6	7	75	H	Kansas		4	3
						44	A	Oklahoma		6	4	75	H	Kansas		7	4
						44	N	Virginia		9	4	88	A	UT Arlington		3	6
												88	H	UT Arlington		3	2
												88	N	UT Arlington		5	3
												95	A	San Diego		6	9
												100	H	UTRGV		6	2

Non-Div. I Games:

TCU

Average RPI Win:	187	WON-LOST RECORD	WINNING PCT. RANK	LAST 10 GAMES		STRENGTH OF SCHEDULE	OPP. STRENGTH OF SCHEDULE	TEAM RPI	ADJ RPI	CONF. RPI	ADJ CONF. RPI				
DIV. I ONLY		36-15-0	.70588	23	8-2-0	235	172	81	.53244	81	26	26			
DIV. I NON-CONF.		17-7-0	.70833	43	1-1-0	113	20	30	.5763	30	23	23			
<hr/>															
TOTALS	RPI 1-25		RPI 26-50		W-L RECORDS		RPI 51-100		RPI 101-150		RPI 150+				
36-15-0	2-2-0		2-1-0		OVERALL		2-1-0		7-6-0		23-5-0				
20-3-0	0-0-0		0-0-0		HOME		0-1-0		3-1-0		17-1-0				
14-10-0	2-2-0		2-1-0		AWAY		1-0-0		4-3-0		5-4-0				
2-2-0	0-0-0		0-0-0		NEUTRAL		1-0-0		0-2-0		1-0-0				
17-7-0	2-2-0		2-1-0		NON-CONFERENCE		2-1-0		4-3-0		7-0-0				
7-1-0	0-0-0		0-0-0		HOME		0-1-0		1-0-0		6-0-0				
8-4-0	2-2-0		2-0-		AWAY		1-0-0		3-1-0		0-0-0				
2-2-0	0-0-0		0-0-0		NEUTRAL		1-0-0		0-2-0		1-0-0				
19-8-0	0-0-0		0-0-0		CONFERENCE		0-0-0		3-3-0		16-5-0				
13-2-0	0-0-0		0-0-0		HOME		0-0-0		2-1-0		11-1-0				
6-6-0	0-0-0		0-0-0		AWAY		0-0-0		1-2-0		5-4-0				
0-0-0	0-0-0		0-0-0		NEUTRAL		0-0-0		0-0-0		0-0-0				
RPI	S	Opponent	Score	RPI	S	Opponent	Score	RPI	S	Opponent	Score	RPI	S	Opponent	Score
4	A	East Carolina	12 4	28	A	Indiana	15 4	69	A	Xavier	10 0	105	A	Cincinnati	8 3
11	A	Oklahoma St.	5 4	29	A	Ole Miss	1 10	69	H	Xavier	8 9	105	H	Cincinnati	10 4
11	A	Oklahoma St.	0 4	29	A	Ole Miss	9 5	69	N	Xavier	12 2	126	A	Kent St.	7 5
11	A	Oklahoma St.	5 17									139	A	Milwaukee	6 10
												139	A	Milwaukee	6 7
												139	A	Milwaukee	14 12
												139	H	Milwaukee	10 11
												139	H	Milwaukee	3 0
												139	H	Milwaukee	3 2
												146	A	Dayton	8 7
												147	N	Miami (OH)	6 7
												148	A	Ohio St.	5 6
												149	N	Utah	8 12
												173	H	Wofford	11 4
												177	N	Western Caro.	5 3
												184	H	Canisius	3 2
												215	A	UIC	7 1
												215	A	UIC	1 6
												215	A	UIC	10 3
												215	H	UIC	5 2
												215	H	UIC	11 3
												215	H	UIC	7 3
												238	H	Ohio	12 1
												238	H	Ohio	13 0
												259	H	Toledo	10 5
												266	H	Oakland	16 4
												266	H	Oakland	6 2
<hr/>															
				LAST 10 GAMES											
126	A	Kent St.	7 5	277	A	Youngstown St.	9 7	238	H	Ohio	12 1				
278	H	Northern Ky.	9 1	277	A	Youngstown St.	4 5	238	H	Ohio	13 0				
278	H	Northern Ky.	16 7	277	A	Youngstown St.	8 3	259	H	Toledo	10 5				
278	H	Northern Ky.	5 0	215	H	UIC	5 2	266	H	Oakland	16 4				
148	A	Ohio St.	5 6	215	H	UIC	11 3	266	H	Oakland	6 2				

Non-Div. I Games:	Northwestern Ohio	8	1	Cedarville	11	0
--------------------------	--------------------------	----------	----------	-------------------	-----------	----------

Wright St.

RPI	S	Opponent	Score	
266	H	Oakland	11	3
276	H	Bowling Green	8	5
277	A	Youngstown St.	4	5
277	A	Youngstown St.	9	7
277	A	Youngstown St.	8	3
277	H	Youngstown St.	7	1
277	H	Youngstown St.	8	10
277	H	Youngstown St.	18	8
278	A	Northern Ky.	6	7
278	A	Northern Ky.	3	6
278	A	Northern Ky.	9	1
278	H	Northern Ky.	16	7
278	H	Northern Ky.	9	1
278	H	Northern Ky.	5	0

Wright St.

W
r
i
g
h
t
S
t
.

W
r
i
g
h
t
S
t
.

L
M
U
(
C
A
)

LMU (CA)

Average RPI Win:		158	WON-LOST RECORD		WINNING PCT. RANK	LAST 10 GAMES		STRENGTH OF SCHEDULE		OPP. STRENGTH OF SCHEDULE	TEAM RPI	ADJ RPI	CONF. RPI	ADJ CONF. RPI			
Average RPI Loss:		73															
DIV. I ONLY			29-23-0		.55769	112	8-2-0		90		90	83	.53125	83	10	10	
DIV. I NON-CONF.			14-11-0		.56	112	1-1-0		61		78	83	.5343	83	8	8	
TOTALS		RPI 1-25		RPI 26-50		W-L RECORDS		RPI 51-100		RPI 101-150		RPI 150+					
29-23-0		0-3-0		5-6-0		OVERALL		3-9-0		5-4-0		16-1-0					
19-8-0		0-1-0		3-4-0		HOME		1-3-0		3-0-0		12-0-0					
10-15-0		0-2-0		2-2-0		AWAY		2-6-0		2-4-0		4-1-0					
0-0-0		0-0-0		0-0-0		NEUTRAL		0-0-0		0-0-0		0-0-0					
14-11-0		0-3-0		3-5-0		NON-CONFERENCE		1-2-0		0-0-0		10-1-0					
10-5-0		0-1-0		1-3-0		HOME		0-1-0		0-0-0		9-0-0					
4-6-0		0-2-0		2-0-0		AWAY		1-1-0		0-0-0		1-1-0					
0-0-0		0-0-0		0-0-0		NEUTRAL		0-0-0		0-0-0		0-0-0					
15-12-0		0-0-0		2-1-0		CONFERENCE		2-7-0		5-4-0		6-0-0					
9-3-0		0-0-0		2-1-0		HOME		1-2-0		3-0-0		3-0-0					
6-9-0		0-0-0		0-0-0		AWAY		1-5-0		2-4-0		3-0-0					
0-0-0		0-0-0		0-0-0		NEUTRAL		0-0-0		0-0-0		0-0-0					
RPI	S	Opponent		Score		RPI	S	Opponent		Score		RPI	S	Opponent		Score	
3	A	Mississippi St.		5	7	38	A	Clemson		2	7	67	A	Ga. Southern		6	2
20	H	Auburn		2	6	38	A	Clemson		2	6	67	A	Ga. Southern		12	16
21	A	LSU		0	2	38	A	Clemson		4	3	67	A	Ga. Southern		2	9
						40	H	Alabama		5	10	68	H	Coastal Caro.		4	9
						40	H	Alabama		3	7	68	H	Coastal Caro.		5	14
						40	H	Alabama		1	6	68	H	Coastal Caro.		8	4
						41	A	Southern Miss.		15	6	86	A	Tulane		1	11
						41	H	Southern Miss.		4	1	88	A	UT Arlington		7	9
						46	H	Texas St.		10	7	88	A	UT Arlington		3	6
						46	H	Texas St.		1	0	88	A	UT Arlington		5	11
						46	H	Texas St.		2	8	93	A	Southeastern La.		14	4
												93	H	Southeastern La.		0	1

Non-Div. I Games:

South Alabama

Average RPI Win: 108		WON-LOST	WINNING	LAST 10	STRENGTH OF		OPP. STRENGTH	TEAM	ADJ		CONF.	ADJ CONF.
Average RPI Loss: 61		RECORD	PCT. RANK	GAMES	SCHEDULE		OF SCHEDULE	RPI	RPI		RPI	RPI
DIV. I ONLY		21-26-1	.44792	199	4-6-0		12	45	84		4	4
DIV. I NON-CONF.		12-12-0	.5	143	3-2-0		10	107	90		3	3
TOTALS		RPI 1-25	RPI 26-50		W-L RECORDS		RPI 51-100		RPI 101-150		RPI 150+	
21-26-1		3-10-0	5-2-0		OVERALL		2-7-0		5-6-0		6-1-1	
14-14-1		3-8-0	3-1-0		HOME		1-2-0		2-2-0		5-1-1	
7-11-0		0-1-0	2-1-0		AWAY		1-5-0		3-4-0		1-0-0	
0-1-0		0-1-0	0-0-0		NEUTRAL		0-0-0		0-0-0		0-0-0	
12-12-0		1-5-0	1-0-0		NON-CONFERENCE		2-2-0		4-4-0		4-1-0	
8-9-0		1-4-0	1-0-0		HOME		1-2-0		2-2-0		3-1-0	
4-3-0		0-1-0	0-0-		AWAY		1-0-0		2-2-0		1-0-0	
0-0-0		0-0-0	0-0-0		NEUTRAL		0-0-0		0-0-0		0-0-0	
9-14-1		2-5-0	4-2-0		CONFERENCE		0-5-0		1-2-0		2-0-1	
6-5-1		2-4-0	2-1-0		HOME		0-0-0		0-0-0		2-0-1	
3-8-0		0-0-0	2-1-0		AWAY		0-5-0		1-2-0		0-0-0	
0-1-0		0-1-0	0-0-0		NEUTRAL		0-0-0		0-0-0		0-0-0	
RPI S	Opponent	Score	RPI S	Opponent	Score	RPI S	Opponent	Score	RPI S	Opponent	Score	
2 H	UCLA	7 2	34 H	Arizona St.	10 6	52 H	UC Irvine	9 12	110 A	Cal St. Fullerton	4 10	
2 H	UCLA	2 9	34 H	Arizona St.	8 11	55 A	Arizona	5 8	110 H	Cal St. Fullerton	6 5	
2 H	UCLA	1 7	34 H	Arizona St.	7 3	55 A	Arizona	4 12	122 H	Grand Canyon	7 1	
2 N	UCLA	5 7	35 A	California	1 0	61 H	Pepperdine	5 2	122 H	Grand Canyon	2 4	
6 H	Arkansas	6 8	35 A	California	9 4	65 A	Washington	3 4	122 H	Grand Canyon	3 7	
6 H	Arkansas	6 4	35 A	California	8 9	65 A	Washington	1 7	134 A	Cal Poly	6 9	
6 H	Arkansas	3 6	48 H	Michigan	4 1	65 A	Washington	2 3	134 A	Cal Poly	11 5	
11 H	Oklahoma St.	6 11				82 A	LMU (CA)	3 2	134 A	Cal Poly	4 1	
12 A	UC Santa Barbara	4 10				82 H	LMU (CA)	5 14	149 A	Utah	4 5	
12 H	UC Santa Barbara	1 2							149 A	Utah	4 5	
14 H	Stanford	4 7							149 A	Utah	6 0	
14 H	Stanford	4 2							202 H	Washington St.	4 0	
14 H	Stanford	3 8							202 H	Washington St.	10 10	
									202 H	Washington St.	10 1	
									205 H	Omaha	11 0	
									205 H	Omaha	9 12	
									205 H	Omaha	6 5	
									232 A	Long Beach St.	8 5	
									232 H	Long Beach St.	5 2	
LAST 10 GAMES												
82 A	LMU (CA)	3 2	14 H	Stanford	3 8							
55 A	Arizona	5 8	134 A	Cal Poly	11 5							
55 A	Arizona	4 12	134 A	Cal Poly	6 9							
14 H	Stanford	4 2	134 A	Cal Poly	4 1							
14 H	Stanford	4 7	52 H	UC Irvine	9 12							

Non-Div. I Games:

Southern California

RPI	S	Opponent	Score	
240	A	Georgia St.	13	2
240	A	Georgia St.	8	6
240	A	Georgia St.	2	1
243	H	North Ala.	9	1
251	A	VMI	4	5
251	A	VMI	13	4
251	A	VMI	4	0
268	A	Alabama St.	10	5
268	H	Alabama St.	8	3
275	H	The Citadel	10	3
275	H	The Citadel	6	2
275	H	The Citadel	8	4
289	H	Alabama A&M	4	2

Samford

S
a
m
f
o
r
d

S
a
m
f
o
r
d

Average RPI Win: 148		WON-LOST RECORD	WINNING PCT. RANK		LAST 10 GAMES		STRENGTH OF SCHEDULE		OPP. STRENGTH OF SCHEDULE		TEAM RPI	ADJ RPI		CONF. RPI	ADJ CONF. RPI
Average RPI Loss: 84															
DIV. I ONLY		30-22-0	.57692	89	4-6-0		70		84		86	.53056	86	5	5
DIV. I NON-CONF.		19-13-0	.59375	101	1-2-0		129		173		136	.50643	136	5	5
TOTALS		RPI 1-25	RPI 26-50		W-L RECORDS		RPI 51-100		RPI 101-150		RPI 150+				
30-22-0		1-5-0	3-6-0		OVERALL		7-2-0		5-3-0		14-6-0				
21-12-0		0-3-0	2-4-0		HOME		6-2-0		2-0-0		11-3-0				
7-9-0		1-2-0	1-2-0		AWAY		1-0-0		3-3-0		1-2-0				
2-1-0		0-0-0	0-0-0		NEUTRAL		0-0-0		0-0-0		2-1-0				
19-13-0		0-3-0	1-2-0		NON-CONFERENCE		2-1-0		2-1-0		14-6-0				
15-9-0		0-3-0	1-2-0		HOME		1-1-0		2-0-0		11-3-0				
2-3-0		0-0-0	0-0-		AWAY		1-0-0		0-1-0		1-2-0				
2-1-0		0-0-0	0-0-0		NEUTRAL		0-0-0		0-0-0		2-1-0				
11-9-0		1-2-0	2-4-0		CONFERENCE		5-1-0		3-2-0		0-0-0				
6-3-0		0-0-0	1-2-0		HOME		5-1-0		0-0-0		0-0-0				
5-6-0		1-2-0	1-2-0		AWAY		0-0-0		3-2-0		0-0-0				
0-0-0		0-0-0	0-0-0		NEUTRAL		0-0-0		0-0-0		0-0-0				
RPI	S	Opponent		Score	RPI	S	Opponent		Score	RPI	S	Opponent		Score	
4	A	East Carolina		2 8	29	H	Ole Miss		3 6	83	H	South Alabama		11 1	
4	A	East Carolina		0 14	29	H	Ole Miss		4 6	93	A	Southeastern La.		15 14	
4	A	East Carolina		9 8	29	H	Ole Miss		13 12	93	H	Southeastern La.		3 10	
12	H	UC Santa Barbara		7 8	39	A	Houston		9 7	98	H	Wichita St.		12 6	
12	H	UC Santa Barbara		4 7	39	A	Houston		7 12	98	H	Wichita St.		8 4	
12	H	UC Santa Barbara		6 16	39	A	Houston		2 5	98	H	Wichita St.		11 12	
					43	H	UCF		2 5	99	H	South Fla.		6 4	
					43	H	UCF		6 2	99	H	South Fla.		20 11	
					43	H	UCF		2 4	99	H	South Fla.		9 2	
							LAST 10 GAMES								
					83	H	South Alabama		11 1	43	H	UCF		2 5	
					39	A	Houston		2 5	43	H	UCF		2 4	
					39	A	Houston		9 7	43	H	UCF		6 2	
					39	A	Houston		7 12	152	H	New Orleans		9 14	
					172	H	Nicholls St.		3 5	4	A	East Carolina		9 8	

Non-Div. I Games:

Tulane

RPI	S	Opponent	Score	
265	H	Texas Southern	13	1

Tulane

T
u
l
a
n
e

T
u
l
a
n
e

Average RPI Win:		149	WON-LOST RECORD		WINNING PCT. RANK		LAST 10 GAMES		STRENGTH OF SCHEDULE		OPP. STRENGTH OF SCHEDULE		TEAM RPI		ADJ RPI		CONF. RPI		ADJ CONF. RPI	
DIV. I ONLY			29-19-0		.60417 62		7-3-0		99		159		87		.53039 87		15		15	
DIV. I NON-CONF.			19-8-0		.7037 45		2-1-0		57		172		35		.57245 35		15		15	
TOTALS		RPI 1-25		RPI 26-50		W-L RECORDS		RPI 51-100		RPI 101-150		RPI 150+								
29-19-0		1-2-0		1-0-0		OVERALL		8-3-0		4-5-0		15-9-0								
16-11-0		1-2-0		0-0-0		HOME		7-1-0		4-5-0		4-3-0								
13-8-0		0-0-0		1-0-0		AWAY		1-2-0		0-0-0		11-6-0								
0-0-0		0-0-0		0-0-0		NEUTRAL		0-0-0		0-0-0		0-0-0								
19-8-0		1-2-0		1-0-0		NON-CONFERENCE		5-3-0		3-0-0		9-3-0								
11-4-0		1-2-0		0-0-0		HOME		4-1-0		3-0-0		3-1-0								
8-4-0		0-0-0		1-0-		AWAY		1-2-0		0-0-0		6-2-0								
0-0-0		0-0-0		0-0-0		NEUTRAL		0-0-0		0-0-0		0-0-0								
10-11-0		0-0-0		0-0-0		CONFERENCE		3-0-0		1-5-0		6-6-0								
5-7-0		0-0-0		0-0-0		HOME		3-0-0		1-5-0		1-2-0								
5-4-0		0-0-0		0-0-0		AWAY		0-0-0		0-0-0		5-4-0								
0-0-0		0-0-0		0-0-0		NEUTRAL		0-0-0		0-0-0		0-0-0								
RPI	S	Opponent		Score		RPI	S	Opponent		Score		RPI	S	Opponent		Score				
18	H	West Virginia		1	9	44	A	Virginia		9	3	59	A	VCU		7	3			
18	H	West Virginia		2	12							63	H	Campbell		5	2			
18	H	West Virginia		6	4							63	H	Campbell		4	1			
												63	H	Campbell		14	5			
												66	A	Old Dominion		3	6			
												66	H	Old Dominion		2	4			
												80	A	Maryland		10	16			
												80	H	Maryland		8	1			
												91	H	Col. of Charleston		5	1			
												91	H	Col. of Charleston		4	3			
												91	H	Col. of Charleston		5	4			

Non-Div. I Games:

William & Mary

RPI	S	Opponent	Score	
248	A	Towson	5	2
248	A	Towson	7	0
248	A	Towson	3	4
253	A	George Mason	5	1
262	A	Norfolk St.	17	2
262	H	Norfolk St.	16	6

William & Mary

W
i
l
l
i
a
m
&
M
a
r
y

W
i
l
l
i
a
m
&
M
a
r
y

Average RPI Win: 146		WON-LOST	WINNING	LAST 10	STRENGTH OF		OPP. STRENGTH	TEAM	ADJ		CONF.	ADJ CONF.
Average RPI Loss: 110		RECORD	PCT. RANK	GAMES	SCHEDULE		OF SCHEDULE	RPI	RPI		RPI	RPI
DIV. I ONLY		30-22-0	.57692	89	2-8-0		146	80	88		10	10
DIV. I NON-CONF.		14-12-0	.53846	126	0-2-0		107	82	86		8	8
TOTALS		RPI 1-25	RPI 26-50		W-L RECORDS		RPI 51-100		RPI 101-150		RPI 150+	
30-22-0		0-1-0	2-3-0		OVERALL		9-7-0		8-4-0		11-7-0	
14-9-0		0-0-0	1-1-0		HOME		7-4-0		4-2-0		2-2-0	
16-12-0		0-1-0	1-2-0		AWAY		2-2-0		4-2-0		9-5-0	
0-1-0		0-0-0	0-0-0		NEUTRAL		0-1-0		0-0-0		0-0-0	
14-12-0		0-1-0	2-3-0		NON-CONFERENCE		4-4-0		0-0-0		8-4-0	
5-4-0		0-0-0	1-1-0		HOME		2-1-0		0-0-0		2-2-0	
9-7-0		0-1-0	1-0-		AWAY		2-2-0		0-0-0		6-2-0	
0-1-0		0-0-0	0-0-0		NEUTRAL		0-1-0		0-0-0		0-0-0	
16-10-0		0-0-0	0-0-0		CONFERENCE		5-3-0		8-4-0		3-3-0	
9-5-0		0-0-0	0-0-0		HOME		5-3-0		4-2-0		0-0-0	
7-5-0		0-0-0	0-0-0		AWAY		0-0-0		4-2-0		3-3-0	
0-0-0		0-0-0	0-0-0		NEUTRAL		0-0-0		0-0-0		0-0-0	
RPI S	Opponent	Score	RPI S	Opponent	Score	RPI S	Opponent	Score	RPI S	Opponent	Score	
13 A	Texas A&M	5 10	26 A	DBU	9 0	67 H	Ga. Southern	8 15	109 H	Little Rock	11 1	
			26 H	DBU	1 7	67 H	Ga. Southern	3 5	109 H	Little Rock	3 13	
			27 A	Baylor	2 12	67 H	Ga. Southern	12 5	109 H	Little Rock	7 9	
			27 H	Baylor	2 1	68 H	Coastal Caro.	6 8	129 H	Louisiana	7 3	
			44 A	Oklahoma	1 9	68 H	Coastal Caro.	6 3	129 H	Louisiana	9 5	
						77 A	TCU	2 3	129 H	Louisiana	9 8	
						77 H	TCU	6 3	137 A	La.-Monroe	0 8	
						77 N	TCU	3 5	137 A	La.-Monroe	3 6	
						83 H	South Alabama	9 7	137 A	La.-Monroe	10 2	
						83 H	South Alabama	11 5	138 A	Arkansas St.	9 3	
						83 H	South Alabama	6 3	138 A	Arkansas St.	5 3	
						96 A	Incarnate Word	2 6	138 A	Arkansas St.	4 3	
						96 A	Incarnate Word	7 3	164 A	A&M-Corpus Christi	10 9	
						96 A	Incarnate Word	3 2	164 A	A&M-Corpus Christi	7 3	
						98 H	Wichita St.	6 8	164 A	A&M-Corpus Christi	1 5	
						98 H	Wichita St.	5 2	164 A	A&M-Corpus Christi	3 9	
									169 H	SFA	9 8	
									169 H	SFA	9 11	
									185 A	Appalachian St.	4 8	
									185 A	Appalachian St.	0 6	
									185 A	Appalachian St.	7 9	
									210 A	Abilene Christian	2 0	
									210 H	Abilene Christian	2 4	
									240 A	Georgia St.	14 6	
									240 A	Georgia St.	4 3	
									240 A	Georgia St.	4 2	
									272 A	Seattle U	6 5	
LAST 10 GAMES			27 A	Baylor	2 12	137 A	La.-Monroe	10 2				
			68 H	Coastal Caro.	6 3	26 H	DBU	1 7				
			68 H	Coastal Caro.	6 8	185 A	Appalachian St.	4 8				
			137 A	La.-Monroe	3 6	185 A	Appalachian St.	0 6				
			137 A	La.-Monroe	0 8	185 A	Appalachian St.	7 9				

Non-Div. I Games:

UT Arlington

RPI	S	Opponent	Score	
272	A	Seattle U	2	1
272	A	Seattle U	3	1
292	H	Ark.-Pine Bluff	10	2

UT Arlington

U
T
A
r
l
i
n
g
t
o
n

U
T
A
r
l
i
n
g
t
o
n

Average RPI Win: 127		WON-LOST	WINNING	LAST 10	STRENGTH OF		OPP. STRENGTH	TEAM	ADJ	CONF.	ADJ CONF.
Average RPI Loss: 76		RECORD	PCT. RANK	GAMES	SCHEDULE		OF SCHEDULE	RPI	RPI	RPI	RPI
DIV. I ONLY		23-26-0	.46939	183	6-4-0		36	74	89	.5277	89
DIV. I NON-CONF.		11-11-0	.5	143	4-0-0		195	254	181	.48133	181
TOTALS		RPI 1-25	RPI 26-50		W-L RECORDS		RPI 51-100		RPI 101-150		RPI 150+
23-26-0		4-8-0	3-6-0		OVERALL		4-4-0		2-3-0		10-5-0
11-13-0		3-6-0	1-2-0		HOME		1-2-0		1-1-0		5-2-0
9-9-0		1-2-0	2-4-0		AWAY		2-1-0		1-0-0		3-2-0
3-4-0		0-0-0	0-0-0		NEUTRAL		1-1-0		0-2-0		2-1-0
11-11-0		0-0-0	0-3-0		NON-CONFERENCE		1-1-0		2-3-0		8-4-0
6-3-0		0-0-0	0-0-0		HOME		0-0-0		1-1-0		5-2-0
2-4-0		0-0-0	0-0-		AWAY		0-0-0		1-0-0		1-1-0
3-4-0		0-0-0	0-0-0		NEUTRAL		1-1-0		0-2-0		2-1-0
12-15-0		4-8-0	3-3-0		CONFERENCE		3-3-0		0-0-0		2-1-0
5-10-0		3-6-0	1-2-0		HOME		1-2-0		0-0-0		0-0-0
7-5-0		1-2-0	2-1-0		AWAY		2-1-0		0-0-0		2-1-0
0-0-0		0-0-0	0-0-0		NEUTRAL		0-0-0		0-0-0		0-0-0
RPI S	Opponent	Score	RPI S	Opponent	Score	RPI S	Opponent	Score	RPI S	Opponent	Score
7 H	Louisville	0 2	34 A	Arizona St.	1 10	57 H	Florida St.	1 7	104 A	Northwestern	12 4
7 H	Louisville	1 3	34 A	Arizona St.	7 20	57 H	Florida St.	1 3	104 H	Northwestern	6 2
7 H	Louisville	2 8	34 A	Arizona St.	5 16	57 H	Florida St.	12 3	113 H	Central Mich.	7 17
8 A	Georgia Tech	7 8	38 A	Clemson	9 2	58 A	Wake Forest	8 7	116 N	Ball St.	2 6
8 A	Georgia Tech	9 6	38 A	Clemson	1 5	58 A	Wake Forest	7 4	116 N	Ball St.	0 2
8 A	Georgia Tech	2 11	38 A	Clemson	4 2	58 A	Wake Forest	4 7	162 H	Michigan St.	2 3
19 H	North Carolina	6 13	44 H	Virginia	5 2	96 N	Incarnate Word	2 1	177 A	Western Caro.	9 16
19 H	North Carolina	1 10	44 H	Virginia	5 6	96 N	Incarnate Word	7 15	184 H	Canisius	3 2
19 H	North Carolina	4 3	44 H	Virginia	7 12				184 H	Canisius	3 0
24 H	NC State	2 4							184 H	Canisius	5 4
24 H	NC State	5 4							197 A	Pittsburgh	4 1
24 H	NC State	4 1							197 A	Pittsburgh	9 0
									197 A	Pittsburgh	2 4
									212 H	Western Mich.	2 12
									233 H	Valparaiso	4 3
									250 A	Charleston So.	7 0
									250 N	Charleston So.	7 4
									285 H	Chicago St.	6 3
									288 N	Eastern Mich.	11 3
									288 N	Eastern Mich.	2 4
			LAST 10 GAMES								
			104 A	Northwestern	12 4	7 H	Louisville	1 3			
			184 H	Canisius	3 2	7 H	Louisville	0 2			
			184 H	Canisius	3 0	24 H	NC State	4 1			
			184 H	Canisius	5 4	24 H	NC State	2 4			
			7 H	Louisville	2 8	24 H	NC State	5 4			

Non-Div. I Games:

Notre Dame

Average RPI Win:	108	WON-LOST RECORD	WINNING PCT. RANK	LAST 10 GAMES		STRENGTH OF SCHEDULE	OPP. STRENGTH OF SCHEDULE	TEAM RPI	ADJ RPI	CONF. RPI	ADJ CONF. RPI			
DIV. I ONLY		23-25-0	.47917	172	3-7-0	65	61	91	.52759	90	6	6		
DIV. I NON-CONF.		13-17-0	.43333	186	0-2-0	55	26	108	.52458	108	6	6		
<hr/>														
TOTALS	RPI 1-25	RPI 26-50		W-L RECORDS		RPI 51-100		RPI 101-150		RPI 150+				
23-25-0	2-2-0	3-7-0		OVERALL		8-3-0		5-5-0		5-8-0				
11-8-0	2-1-0	3-4-0		HOME		2-1-0		2-1-0		2-1-0				
10-17-0	0-1-0	0-3-0		AWAY		4-2-0		3-4-0		3-7-0				
2-0-0	0-0-0	0-0-0		NEUTRAL		2-0-0		0-0-0		0-0-0				
13-17-0	2-2-0	0-4-0		NON-CONFERENCE		5-3-0		3-4-0		3-4-0				
6-4-0	2-1-0	0-1-0		HOME		2-1-0		0-0-0		2-1-0				
5-13-0	0-1-0	0-0-		AWAY		1-2-0		3-4-0		1-3-0				
2-0-0	0-0-0	0-0-0		NEUTRAL		2-0-0		0-0-0		0-0-0				
10-8-0	0-0-0	3-3-0		CONFERENCE		3-0-0		2-1-0		2-4-0				
5-4-0	0-0-0	3-3-0		HOME		0-0-0		2-1-0		0-0-0				
5-4-0	0-0-0	0-0-0		AWAY		3-0-0		0-0-0		2-4-0				
0-0-0	0-0-0	0-0-0		NEUTRAL		0-0-0		0-0-0		0-0-0				
<hr/>														
RPI	S	Opponent	Score		RPI	S	Opponent	Score		RPI	S	Opponent	Score	
1	A	Vanderbilt	4	5	26	H	DBU	8	3	60	N	Boston College	4	0
23	H	Creighton	11	0	26	H	DBU	11	5	60	N	Boston College	4	3
23	H	Creighton	4	10	26	H	DBU	3	4	69	A	Xavier	8	11
23	H	Creighton	7	1	28	A	Indiana	1	5	69	A	Xavier	10	2
					28	A	Indiana	5	6	69	A	Xavier	2	5
					28	A	Indiana	3	9	79	H	Iowa	3	1
					28	H	Indiana	0	5	79	H	Iowa	6	0
					30	H	Indiana St.	2	8	79	H	Iowa	7	18
					30	H	Indiana St.	6	2	97	A	Bradley	6	4
					30	H	Indiana St.	4	6	97	A	Bradley	1	0
										97	A	Bradley	4	2
					LAST 10 GAMES									
					200	A	Belmont	4	6	166	A	Southern Ill.	1	4
					136	H	Missouri St.	4	3	166	A	Southern Ill.	2	5
					136	H	Missouri St.	9	10	166	A	Southern Ill.	6	8
					136	H	Missouri St.	4	3	233	A	Valparaiso	4	2
					175	H	Murray St.	4	6	233	A	Valparaiso	2	6
										233	A	Valparaiso	4	2
										241	H	SIUE	9	5

Non-Div. I Games:

Evansville

Average RPI Win:	173	WON-LOST	WINNING	LAST 10	STRENGTH OF	OPP. STRENGTH	TEAM	ADJ	CONF.	ADJ CONF.					
Average RPI Loss:	96	RECORD	PCT. RANK	GAMES	SCHEDULE	OF SCHEDULE	RPI	RPI	RPI	RPI					
DIV. I ONLY		33-19-0	.63462	52	6-4-0	155	112	92	.52679	91	15	15			
DIV. I NON-CONF.		20-11-0	.64516	70	2-0-0	150	65	91	.53197	90	15	15			
<hr/>															
TOTALS	RPI 1-25	RPI 26-50		W-L RECORDS		RPI 51-100		RPI 101-150		RPI 150+					
33-19-0	0-0-0	3-5-0		OVERALL		4-7-0		3-3-0		23-4-0					
24-9-0	0-0-0	3-3-0		HOME		1-1-0		1-2-0		19-3-0					
9-9-0	0-0-0	0-1-0		AWAY		3-6-0		2-1-0		4-1-0					
0-1-0	0-0-0	0-1-0		NEUTRAL		0-0-0		0-0-0		0-0-0					
<hr/>															
20-11-0	0-0-0	3-5-0		NON-CONFERENCE		4-4-0		0-0-0		13-2-0					
16-5-0	0-0-0	3-3-0		HOME		1-1-0		0-0-0		12-1-0					
4-5-0	0-0-0	0-0-		AWAY		3-3-0		0-0-0		1-1-0					
0-1-0	0-0-0	0-1-0		NEUTRAL		0-0-0		0-0-0		0-0-0					
<hr/>															
13-8-0	0-0-0	0-0-0		CONFERENCE		0-3-0		3-3-0		10-2-0					
8-4-0	0-0-0	0-0-0		HOME		0-0-0		1-2-0		7-2-0					
5-4-0	0-0-0	0-0-0		AWAY		0-3-0		2-1-0		3-0-0					
0-0-0	0-0-0	0-0-0		NEUTRAL		0-0-0		0-0-0		0-0-0					
<hr/>															
RPI	S	Opponent	Score	RPI	S	Opponent	Score	RPI	S	Opponent	Score				
				26	H	DBU	4 14	55	A	Arizona	10 6	108	H	Elon	6 8
				26	H	DBU	2 6	55	A	Arizona	5 7	108	H	Elon	3 1
				26	H	DBU	4 3	55	A	Arizona	5 7	108	H	Elon	2 7
				31	H	UConn	4 7	67	A	Ga. Southern	1 3	140	A	Northeastern	7 1
				31	H	UConn	7 2	67	A	Ga. Southern	5 1	140	A	Northeastern	7 5
				31	H	UConn	7 6	67	H	Ga. Southern	0 8	140	A	Northeastern	0 7
				38	A	Clemson	1 13	68	A	Coastal Caro.	13 6	159	A	James Madison	5 1
				38	N	Clemson	1 4	68	H	Coastal Caro.	8 5	159	A	James Madison	10 8
								87	A	William & Mary	4 5	159	A	James Madison	6 5
								87	A	William & Mary	3 4	170	H	Furman	2 1
								87	A	William & Mary	1 5	170	H	Furman	13 3
												170	H	Furman	3 1
												178	H	UNCW	10 3
												178	H	UNCW	5 6
												178	H	UNCW	4 14
												190	H	N.C. A&T	8 1
												190	H	N.C. A&T	0 2
												190	H	N.C. A&T	5 4
												204	H	Hofstra	16 0
												204	H	Hofstra	7 4
												204	H	Hofstra	9 0
												248	H	Towson	10 9
												248	H	Towson	5 3
												248	H	Towson	4 2
												250	A	Charleston So.	9 2
												250	A	Charleston So.	1 9
												250	H	Charleston So.	9 7
<hr/>															
LAST 10 GAMES															
				275	H	The Citadel	9 8	87	A	William & Mary	4 5	248	H	Towson	5 3
				248	H	Towson	10 9	87	A	William & Mary	3 4	248	H	Towson	4 2
				248	H	Towson	5 3	87	A	William & Mary	1 5	250	A	Charleston So.	9 2
				248	H	Towson	4 2	178	H	UNCW	10 3	250	A	Charleston So.	1 9
				250	A	Charleston So.	9 2	178	H	UNCW	4 14	250	H	Charleston So.	9 7

Non-Div. I Games:

Col. of Charleston

RPI	S	Opponent	Score	
250	H	Charleston So.	7	5
260	H	UNC Asheville	6	5
260	H	UNC Asheville	9	0
260	H	UNC Asheville	12	3
275	H	The Citadel	9	8
275	H	The Citadel	11	1

Col. of Charleston

C
o
l
.
o
f
C
h
a
r
l
e
s
t
o
n

C
o
l
.
o
f
C
h
a
r
l
e
s
t
o
n

Average RPI Win:	203	WON-LOST RECORD	WINNING PCT. RANK	LAST 10 GAMES	STRENGTH OF SCHEDULE	OPP. STRENGTH OF SCHEDULE	TEAM RPI	ADJ RPI	CONF. RPI	ADJ CONF. RPI		
DIV. I ONLY		34-19-0	.64151	48	6-4-0	210	195	93	.52673	92	18	18
DIV. I NON-CONF.		18-8-0	.69231	49	2-0-0	239	215	87	.53323	87	20	20
<hr/>												
TOTALS	RPI 1-25	RPI 26-50		W-L RECORDS		RPI 51-100		RPI 101-150		RPI 150+		
34-19-0	1-3-0	0-1-0		OVERALL		0-0-0		3-4-0		30-11-0		
23-2-0	1-1-0	0-0-0		HOME		0-0-0		1-0-0		21-1-0		
11-17-0	0-2-0	0-1-0		AWAY		0-0-0		2-4-0		9-10-0		
0-0-0	0-0-0	0-0-0		NEUTRAL		0-0-0		0-0-0		0-0-0		
18-8-0	1-3-0	0-1-0		NON-CONFERENCE		0-0-0		1-0-0		16-4-0		
12-1-0	1-1-0	0-0-0		HOME		0-0-0		1-0-0		10-0-0		
6-7-0	0-2-0	0-0-		AWAY		0-0-0		0-0-0		6-4-0		
0-0-0	0-0-0	0-0-0		NEUTRAL		0-0-0		0-0-0		0-0-0		
16-11-0	0-0-0	0-0-0		CONFERENCE		0-0-0		2-4-0		14-7-0		
11-1-0	0-0-0	0-0-0		HOME		0-0-0		0-0-0		11-1-0		
5-10-0	0-0-0	0-0-0		AWAY		0-0-0		2-4-0		3-6-0		
0-0-0	0-0-0	0-0-0		NEUTRAL		0-0-0		0-0-0		0-0-0		
RPI	S	Opponent	Score	RPI	S	Opponent	Score	RPI	S	Opponent	Score	
7	A	Louisville	9 10	42	A	Kentucky	0 7	106	A	Austin Peay	4 3	
10	A	Tennessee	1 3					106	A	Austin Peay	1 9	
18	H	West Virginia	9 6					106	A	Austin Peay	6 7	
18	H	West Virginia	3 9					120	A	Jacksonville St.	2 6	
								120	A	Jacksonville St.	5 0	
								120	A	Jacksonville St.	3 11	
								146	H	Dayton	8 5	
								158	H	Eastern Ill.	11 8	
								158	H	Eastern Ill.	10 8	
								158	H	Eastern Ill.	4 5	
								166	A	Southern Ill.	4 5	
								166	A	Southern Ill.	8 9	
								166	A	Southern Ill.	7 0	
								170	A	Furman	11 16	
								170	A	Furman	6 5	
								170	A	Furman	6 3	
								175	H	Murray St.	5 4	
								175	H	Murray St.	7 5	
								175	H	Murray St.	5 4	
								193	A	Marshall	8 2	
								193	A	Marshall	5 4	
								198	A	UT Martin	6 2	
								198	A	UT Martin	4 5	
								198	A	UT Martin	0 2	
								199	H	Eastern Ky.	7 2	
								199	H	Eastern Ky.	7 5	
								199	H	Eastern Ky.	15 4	
LAST 10 GAMES				LAST 10 GAMES				LAST 10 GAMES				
				146	H	Dayton	8 5	175	H	Murray St.	7 5	
				222	A	Tennessee Tech	7 8	175	H	Murray St.	5 4	
				222	A	Tennessee Tech	10 8	193	A	Marshall	8 2	
				222	A	Tennessee Tech	2 3	120	A	Jacksonville St.	2 6	
				175	H	Murray St.	5 4	120	A	Jacksonville St.	3 11	

Non-Div. I Games:

Morehead St.

RPI	S	Opponent	Score	
200	A	Belmont	3	4
200	A	Belmont	0	2
200	A	Belmont	4	3
201	A	Charlotte	5	3
222	A	Tennessee Tech	7	8
222	A	Tennessee Tech	10	8
222	A	Tennessee Tech	2	3
223	H	NJIT	21	5
223	H	NJIT	11	7
238	A	Ohio	3	12
241	H	SIUE	11	9
241	H	SIUE	11	9
241	H	SIUE	10	1
266	H	Oakland	4	3
266	H	Oakland	13	12
266	H	Oakland	16	3
266	H	Oakland	11	0
268	H	Alabama St.	7	4
268	H	Alabama St.	9	2
289	H	Alabama A&M	11	5
289	H	Alabama A&M	19	0

Morehead St.

M
o
r
e
h
e
a
d
s
t
.

M
o
r
e
h
e
a
d
s
t
.

Average RPI Win: 147		WON-LOST	WINNING	LAST 10	STRENGTH OF		OPP. STRENGTH	TEAM	ADJ	CONF.	ADJ CONF.
Average RPI Loss: 99		RECORD	PCT. RANK	GAMES	SCHEDULE		OF SCHEDULE	RPI	RPI	RPI	RPI
DIV. I ONLY		28-24-0	.53846	120	5-5-0		83	101	94	.52637	93
DIV. I NON-CONF.		9-14-0	.3913	206	0-1-0		41	33	137	.50623	137
TOTALS		RPI 1-25	RPI 26-50		W-L RECORDS		RPI 51-100		RPI 101-150		RPI 150+
28-24-0		1-4-0	0-0-0		OVERALL		3-7-0		10-8-0		14-5-0
14-13-0		0-0-0	0-0-0		HOME		1-7-0		8-5-0		5-1-0
14-11-0		1-4-0	0-0-0		AWAY		2-0-0		2-3-0		9-4-0
0-0-0		0-0-0	0-0-0		NEUTRAL		0-0-0		0-0-0		0-0-0
9-14-0		1-4-0	0-0-0		NON-CONFERENCE		2-5-0		5-5-0		1-0-0
5-7-0		0-0-0	0-0-0		HOME		0-5-0		4-2-0		1-0-0
4-7-0		1-4-0	0-0-		AWAY		2-0-0		1-3-0		0-0-0
0-0-0		0-0-0	0-0-0		NEUTRAL		0-0-0		0-0-0		0-0-0
19-10-0		0-0-0	0-0-0		CONFERENCE		1-2-0		5-3-0		13-5-0
9-6-0		0-0-0	0-0-0		HOME		1-2-0		4-3-0		4-1-0
10-4-0		0-0-0	0-0-0		AWAY		0-0-0		1-0-0		9-4-0
0-0-0		0-0-0	0-0-0		NEUTRAL		0-0-0		0-0-0		0-0-0
RPI S	Opponent	Score	RPI S	Opponent	Score	RPI S	Opponent	Score	RPI S	Opponent	Score
3 A	Mississippi St.	0 12				53 H	Louisiana Tech	8 13	101 A	McNeese	12 3
11 A	Oklahoma St.	0 9				53 H	Louisiana Tech	11 15	101 H	McNeese	4 3
11 A	Oklahoma St.	5 3				53 H	Louisiana Tech	8 12	112 H	Northwestern St.	1 3
11 A	Oklahoma St.	1 5				64 H	Sam Houston St.	5 14	112 H	Northwestern St.	8 1
21 A	LSU	5 6				64 H	Sam Houston St.	3 0	112 H	Northwestern St.	5 3
						64 H	Sam Houston St.	7 11	118 A	Troy	19 4
						83 A	South Alabama	1 0	118 A	Troy	2 5
						83 H	South Alabama	4 14	118 A	Troy	3 8
						86 A	Tulane	10 3	129 A	Louisiana	2 8
						86 H	Tulane	14 15	129 H	Louisiana	8 9
									131 H	Stony Brook	8 0
									131 H	Stony Brook	7 2
									131 H	Stony Brook	4 7
									133 H	Central Ark.	1 3
									133 H	Central Ark.	3 2
									133 H	Central Ark.	2 3
									137 H	La.-Monroe	7 1
									137 H	La.-Monroe	10 3
									152 A	New Orleans	4 7
									152 A	New Orleans	7 6
									152 A	New Orleans	7 1
									164 A	A&M-Corpus Christi	3 0
									164 A	A&M-Corpus Christi	3 5
									164 A	A&M-Corpus Christi	12 2
									169 A	SFA	11 3
									169 A	SFA	5 1
									169 A	SFA	2 4
LAST 10 GAMES			LAST 10 GAMES			LAST 10 GAMES			LAST 10 GAMES		
64 H	Sam Houston St.	5 14	209 A	Lamar University	9 13	64 H	Sam Houston St.	7 11	209 A	Lamar University	4 3
64 H	Sam Houston St.	3 0	101 H	McNeese	4 3	64 H	Sam Houston St.	3 0	101 H	McNeese	4 3
83 H	South Alabama	4 14	164 A	A&M-Corpus Christi	3 5	83 H	South Alabama	4 14	164 A	A&M-Corpus Christi	3 5
209 A	Lamar University	6 4	164 A	A&M-Corpus Christi	12 2	209 A	Lamar University	6 4	164 A	A&M-Corpus Christi	12 2

Non-Div. I Games:

Southeastern La.

RPI	S	Opponent	Score	
172	A	Nicholls St.	11	1
172	H	Nicholls St.	3	1
172	H	Nicholls St.	1	4
209	A	Lamar University	9	13
209	A	Lamar University	4	3
209	A	Lamar University	6	4
210	H	Abilene Christian	14	1
210	H	Abilene Christian	12	9
210	H	Abilene Christian	8	3
293	H	Alcorn	13	3

Southeastern La.

S
o
u
t
h
e
a
s
t
e
r
n
L
a
.

S
o
u
t
h
e
a
s
t
e
r
n
L
a
.

Average RPI Win: 213		WON-LOST RECORD	WINNING PCT. RANK	LAST 10 GAMES	STRENGTH OF SCHEDULE	OPP. STRENGTH OF SCHEDULE	TEAM RPI	ADJ RPI	CONF. RPI	ADJ CONF. RPI	
Average RPI Loss: 145											
DIV. I ONLY		36-17-0	.67925 32	6-4-0	227	215	95	.52548 94	29	29	
DIV. I NON-CONF.		19-13-0	.59375 101	1-2-0	205	89	98	.53103 98	29	29	
<hr/>											
TOTALS		RPI 1-25	RPI 26-50		W-L RECORDS		RPI 51-100		RPI 101-150		RPI 150+
36-17-0		0-3-0	0-1-0		OVERALL		2-2-0		4-3-0		30-8-0
14-7-0		0-0-0	0-1-0		HOME		0-1-0		0-2-0		14-3-0
21-9-0		0-3-0	0-0-0		AWAY		2-1-0		4-1-0		15-4-0
1-1-0		0-0-0	0-0-0		NEUTRAL		0-0-0		0-0-0		1-1-0
19-13-0		0-3-0	0-1-0		NON-CONFERENCE		2-2-0		4-3-0		13-4-0
5-4-0		0-0-0	0-1-0		HOME		0-1-0		0-2-0		5-0-0
13-8-0		0-3-0	0-0-		AWAY		2-1-0		4-1-0		7-3-0
1-1-0		0-0-0	0-0-0		NEUTRAL		0-0-0		0-0-0		1-1-0
17-4-0		0-0-0	0-0-0		CONFERENCE		0-0-0		0-0-0		17-4-0
9-3-0		0-0-0	0-0-0		HOME		0-0-0		0-0-0		9-3-0
8-1-0		0-0-0	0-0-0		AWAY		0-0-0		0-0-0		8-1-0
0-0-0		0-0-0	0-0-0		NEUTRAL		0-0-0		0-0-0		0-0-0
RPI S	Opponent	Score		RPI S	Opponent	Score		RPI S	Opponent	Score	
21 A	LSU	6	13	31 H	UConn	6	11	60 H	Boston College	5	10
21 A	LSU	3	4					62 A	Virginia Tech	4	2
21 A	LSU	8	17					62 A	Virginia Tech	6	4
								62 A	Virginia Tech	1	2
								108 A	Elon	6	5
								108 A	Elon	0	1
								108 A	Elon	6	4
								127 A	Winthrop	9	4
								140 H	Northeastern	6	7
								143 A	Rhode Island	2	0
								143 H	Rhode Island	12	16
								165 A	Richmond	8	10
								173 A	Wofford	12	11
								207 A	Quinnipiac	14	5
								207 H	Quinnipiac	8	6
								207 N	Quinnipiac	5	2
								210 A	Abilene Christian	11	1
								210 A	Abilene Christian	6	8
								210 A	Abilene Christian	8	7
								213 A	Hartford	23	3
								213 H	Hartford	15	6
								213 H	Hartford	15	4
								213 H	Hartford	8	5
								218 A	Central Conn. St.	16	4
								218 A	Central Conn. St.	7	2
								218 A	Central Conn. St.	15	4
								218 H	Central Conn. St.	14	4
								218 H	Central Conn. St.	12	3
								218 H	Central Conn. St.	5	6
								224 A	Brown	14	6
								224 A	Brown	11	7
LAST 10 GAMES											
225 A	UMass Lowell	2	3	295 H	Mt. St. Mary's	5	1	218 A	Central Conn. St.	15	4
247 H	LIU Brooklyn	3	2	295 H	Mt. St. Mary's	4	1	218 H	Central Conn. St.	14	4
247 H	LIU Brooklyn	18	3	140 H	Northeastern	6	7	218 H	Central Conn. St.	5	6
247 H	LIU Brooklyn	5	7	207 H	Quinnipiac	8	6	224 A	Brown	14	6
295 H	Mt. St. Mary's	9	10	261 A	Wagner	3	2	224 A	Brown	11	7

Non-Div. I Games:

Bryant

RPI	S	Opponent	Score	
224	H	Brown	15	2
225	A	UMass Lowell	2	3
247	A	LIU Brooklyn	4	2
247	A	LIU Brooklyn	10	2
247	A	LIU Brooklyn	4	5
247	H	LIU Brooklyn	3	2
247	H	LIU Brooklyn	18	3
247	H	LIU Brooklyn	5	7
259	N	Toledo	2	6
261	A	Wagner	5	4
261	A	Wagner	8	6
261	A	Wagner	3	2
290	H	Fairleigh Dickinson	12	11
290	H	Fairleigh Dickinson	19	6
290	H	Fairleigh Dickinson	13	0
295	H	Mt. St. Mary's	9	10
295	H	Mt. St. Mary's	4	1
295	H	Mt. St. Mary's	5	1

Bryant

B
r
y
a
n
t

B
r
y
a
n
t

Average RPI Win:	136	WON-LOST RECORD	WINNING PCT. RANK	LAST 10 GAMES		STRENGTH OF SCHEDULE	OPP. STRENGTH OF SCHEDULE	TEAM RPI	ADJ RPI	CONF. RPI	ADJ CONF. RPI	
Average RPI Loss:	107											
DIV. I ONLY		32-21-0	.60377	64	7-3-0	123	108	96	.52436	95	9	9
DIV. I NON-CONF.		18-8-0	.69231	49	2-0-0	173	92	80	.53495	80	10	10
<hr/>												
TOTALS	RPI 1-25	RPI 26-50			W-L RECORDS		RPI 51-100		RPI 101-150		RPI 150+	
32-21-0	0-0-0	3-3-0			OVERALL		9-10-0		8-3-0		12-5-0	
20-12-0	0-0-0	2-2-0			HOME		3-3-0		7-3-0		8-4-0	
9-9-0	0-0-0	0-1-0			AWAY		4-7-0		1-0-0		4-1-0	
3-0-0	0-0-0	1-0-0			NEUTRAL		2-0-0		0-0-0		0-0-0	
<hr/>												
18-8-0	0-0-0	1-2-0			NON-CONFERENCE		5-2-0		6-2-0		6-2-0	
11-6-0	0-0-0	0-1-0			HOME		2-1-0		5-2-0		4-2-0	
4-2-0	0-0-0	0-0-			AWAY		1-1-0		1-0-0		2-0-0	
3-0-0	0-0-0	1-0-0			NEUTRAL		2-0-0		0-0-0		0-0-0	
<hr/>												
14-13-0	0-0-0	2-1-0			CONFERENCE		4-8-0		2-1-0		6-3-0	
9-6-0	0-0-0	2-1-0			HOME		1-2-0		2-1-0		4-2-0	
5-7-0	0-0-0	0-0-0			AWAY		3-6-0		0-0-0		2-1-0	
0-0-0	0-0-0	0-0-0			NEUTRAL		0-0-0		0-0-0		0-0-0	
<hr/>												
RPI S	Opponent	Score	RPI S	Opponent	Score	RPI S	Opponent	Score	RPI S	Opponent	Score	
			28 N	Indiana	5 3	52 A	UC Irvine	7 17	110 H	Cal St. Fullerton	6 2	
			32 H	BYU	4 17	52 H	UC Irvine	4 1	114 H	San Francisco	6 4	
			32 H	BYU	15 5	56 A	San Diego St.	4 2	114 H	San Francisco	4 10	
			32 H	BYU	6 5	56 H	San Diego St.	2 4	114 H	San Francisco	10 3	
			34 A	Arizona St.	2 12	61 H	Pepperdine	5 1	121 H	St. John's (NY)	5 7	
			44 H	Oklahoma	1 6	61 H	Pepperdine	5 10	121 H	St. John's (NY)	2 1	
						61 H	Pepperdine	7 8	121 H	St. John's (NY)	9 3	
						68 N	Coastal Caro.	8 5	136 H	Missouri St.	14 4	
						70 N	Minnesota	6 5	142 A	California Baptist	5 4	
						72 A	Saint Mary's (CA)	8 5	142 H	California Baptist	5 4	
						72 A	Saint Mary's (CA)	3 6	149 H	Utah	5 6	
						72 A	Saint Mary's (CA)	0 20	155 H	Pacific	4 2	
						77 H	TCU	9 6	155 H	Pacific	7 16	
						78 A	Gonzaga	4 2	155 H	Pacific	12 3	
						78 A	Gonzaga	9 11	167 H	Portland	0 20	
						78 A	Gonzaga	3 15	167 H	Portland	4 3	
						82 A	LMU (CA)	2 3	167 H	Portland	10 2	
						82 A	LMU (CA)	11 8	220 A	UC Riverside	31 3	
						82 A	LMU (CA)	4 10	220 H	UC Riverside	7 6	
									226 H	Hawaii	2 5	
									232 A	Long Beach St.	4 0	
									232 H	Long Beach St.	4 5	
			LAST 10 GAMES						261 H	Wagner	14 0	
			142 H	California Baptist	5 4	279 A	Santa Clara	8 6	261 H	Wagner	15 9	
			155 H	Pacific	4 2	279 A	Santa Clara	2 5	261 H	Wagner	3 1	
			155 H	Pacific	7 16	279 A	Santa Clara	14 6	279 A	Santa Clara	14 6	
			155 H	Pacific	12 3	72 A	Saint Mary's (CA)	8 5	279 A	Santa Clara	2 5	
			52 H	UC Irvine	4 1	72 A	Saint Mary's (CA)	3 6	279 A	Santa Clara		

Non-Div. I Games:

San Diego

RPI	S	Opponent	Score	
279	A	Santa Clara	8	6

San Diego

S
a
n
D
i
e
g
o

S
a
n
D
i
e
g
o

Average RPI Win:		166	WON-LOST RECORD		WINNING PCT. RANK		LAST 10 GAMES		STRENGTH OF SCHEDULE		OPP. STRENGTH OF SCHEDULE		TEAM RPI		ADJ RPI		CONF. RPI		ADJ CONF. RPI								
Average RPI Loss:		124																									
DIV. I ONLY			34-18-0		.65385		40		6-4-0		196		142		97		.52426		96		12		12				
DIV. I NON-CONF.			17-8-0		.68		55		2-2-0		270		150		145		.50001		145		13		13				
TOTALS		RPI 1-25		RPI 26-50		W-L RECORDS		RPI 51-100		RPI 101-150		RPI 150+															
34-18-0		1-1-0		1-1-0		OVERALL		5-6-0		8-3-0		19-7-0															
20-8-0		0-1-0		1-0-0		HOME		3-2-0		3-1-0		13-4-0															
11-9-0		1-0-0		0-1-0		AWAY		1-3-0		5-2-0		4-3-0															
3-1-0		0-0-0		0-0-0		NEUTRAL		1-1-0		0-0-0		2-0-0															
17-8-0		1-1-0		1-1-0		NON-CONFERENCE		4-4-0		1-1-0		10-1-0															
12-4-0		0-1-0		1-0-0		HOME		3-2-0		1-0-0		7-1-0															
2-3-0		1-0-0		0-0-		AWAY		0-1-0		0-1-0		1-0-0															
3-1-0		0-0-0		0-0-0		NEUTRAL		1-1-0		0-0-0		2-0-0															
17-10-0		0-0-0		0-0-0		CONFERENCE		1-2-0		7-2-0		9-6-0															
8-4-0		0-0-0		0-0-0		HOME		0-0-0		2-1-0		6-3-0															
9-6-0		0-0-0		0-0-0		AWAY		1-2-0		5-1-0		3-3-0															
0-0-0		0-0-0		0-0-0		NEUTRAL		0-0-0		0-0-0		0-0-0															
RPI	S	Opponent		Score		RPI	S	Opponent		Score		RPI	S	Opponent		Score		RPI	S	Opponent		Score					
13	A	Texas A&M		6	5	46	A	Texas St.		4	7	54	A	Texas		0	9	101	A	McNeese		8	6				
15	H	Missouri		7	11	46	H	Texas St.		6	1	54	H	Texas		3	2	101	A	McNeese		6	5				
												64	A	Sam Houston St.		4	10	101	A	McNeese		4	1				
												64	A	Sam Houston St.		8	13	112	A	Northwestern St.		12	9				
												64	A	Sam Houston St.		8	2	112	A	Northwestern St.		6	5				
												88	H	UT Arlington		6	2	112	A	Northwestern St.		6	7				
												88	H	UT Arlington		3	7	130	H	Massachusetts		19	4				
												88	H	UT Arlington		2	3	133	H	Central Ark.		4	5				
												89	N	Notre Dame		15	7	133	H	Central Ark.		14	6				
												89	N	Notre Dame		1	2	133	H	Central Ark.		10	7				
												100	H	UTRGV		6	4	135	A	UTSA		4	6				
																		152	H	New Orleans		3	2				
																		152	H	New Orleans		5	2				
																		152	H	New Orleans		15	7				
																		164	H	A&M-Corpus Christi		6	5				
																		164	H	A&M-Corpus Christi		6	11				
																		164	H	A&M-Corpus Christi		6	13				
																		172	A	Nicholls St.		6	4				
																		172	A	Nicholls St.		7	4				
																		172	A	Nicholls St.		3	7				
																		204	H	Hofstra		11	1				
																		204	H	Hofstra		12	1				
																		204	H	Hofstra		9	1				
																		204	H	Hofstra		2	3				
																		210	A	Abilene Christian		4	2				
																		210	A	Abilene Christian		5	6				
																		210	A	Abilene Christian		3	9				
				LAST 10 GAMES																							
				54	A	Texas		0	9	133	H	Central Ark.		10	7	204	H	Hofstra		9	1	204	H	Hofstra		2	3
				112	A	Northwestern St.		12	9	133	H	Central Ark.		4	5	204	H	Hofstra		9	1	204	H	Hofstra		2	3
				112	A	Northwestern St.		6	5	133	H	Central Ark.		14	6	210	A	Abilene Christian		4	2	210	A	Abilene Christian		5	6
				112	A	Northwestern St.		6	7	294	A	Prairie View		14	3	210	A	Abilene Christian		4	2	210	A	Abilene Christian		5	6
				135	A	UTSA		4	6	292	H	Ark.-Pine Bluff		9	3	210	A	Abilene Christian		4	2	210	A	Abilene Christian		5	6

Non-Div. I Games:

Incarnate Word

RPI	S	Opponent	Score	
216	H	Houston Baptist	6	3
216	H	Houston Baptist	6	8
216	H	Houston Baptist	4	3
288	N	Eastern Mich.	4	0
288	N	Eastern Mich.	8	3
292	H	Ark.-Pine Bluff	15	11
292	H	Ark.-Pine Bluff	12	1
292	H	Ark.-Pine Bluff	9	3
294	A	Prairie View	14	3
294	H	Prairie View	16	3

Incarnate Word

I
n
c
a
r
n
a
t
e
W
o
r
d

I
n
c
a
r
n
a
t
e
W
o
r
d

Average RPI Win:	155	WON-LOST RECORD	WINNING PCT. RANK	LAST 10 GAMES	STRENGTH OF SCHEDULE	OPP. STRENGTH OF SCHEDULE	TEAM RPI	ADJ RPI	CONF. RPI	ADJ CONF. RPI						
DIV. I ONLY		24-16-0	.6	69	6-4-0	177	91	90	.52401	97	6	6				
DIV. I NON-CONF.		14-8-0	.63636	74	0-1-0	180	158	59	.54525	68	6	6				
<hr/>																
TOTALS	RPI 1-25	RPI 26-50		W-L RECORDS		RPI 51-100		RPI 101-150		RPI 150+						
24-16-0	2-3-0	1-2-0		OVERALL		1-4-0		9-4-0		11-3-0						
9-7-0	1-3-0	0-0-0		HOME		1-3-0		0-0-0		7-1-0						
13-8-0	1-0-0	1-2-0		AWAY		0-1-0		9-4-0		2-1-0						
2-1-0	0-0-0	0-0-0		NEUTRAL		0-0-0		0-0-0		2-1-0						
14-8-0	1-1-0	0-0-0		NON-CONFERENCE		1-1-0		6-4-0		6-2-0						
3-1-0	0-1-0	0-0-0		HOME		1-0-0		0-0-0		2-0-0						
9-6-0	1-0-0	0-0-		AWAY		0-1-0		6-4-0		2-1-0						
2-1-0	0-0-0	0-0-0		NEUTRAL		0-0-0		0-0-0		2-1-0						
10-8-0	1-2-0	1-2-0		CONFERENCE		0-3-0		3-0-0		5-1-0						
6-6-0	1-2-0	0-0-0		HOME		0-3-0		0-0-0		5-1-0						
4-2-0	0-0-0	1-2-0		AWAY		0-0-0		3-0-0		0-0-0						
0-0-0	0-0-0	0-0-0		NEUTRAL		0-0-0		0-0-0		0-0-0						
RPI	S	Opponent	Score		RPI	S	Opponent	Score		RPI	S	Opponent	Score			
22	A	Illinois	12	8	26	A	DBU	2	1	79	A	Iowa	2	4		
22	H	Illinois	2	4	26	A	DBU	6	7	79	H	Iowa	3	1		
25	H	Illinois St.	1	14	26	A	DBU	3	14	90	H	Evansville	4	6		
25	H	Illinois St.	7	2						90	H	Evansville	0	1		
25	H	Illinois St.	0	1						90	H	Evansville	2	4		
												106	A	Austin Peay	5	3
												119	A	UNLV	2	3
												119	A	UNLV	2	4
												119	A	UNLV	8	5
												133	A	Central Ark.	4	3
												133	A	Central Ark.	9	13
												133	A	Central Ark.	5	2
												135	A	UTSA	3	2
												135	A	UTSA	4	3
												135	A	UTSA	2	7
												136	A	Missouri St.	6	5
												136	A	Missouri St.	16	9
												136	A	Missouri St.	10	9
												166	H	Southern Ill.	7	1
												166	H	Southern Ill.	14	4
												166	H	Southern Ill.	8	0
												220	A	Middle Tenn.	0	1
												220	A	Middle Tenn.	2	1
												233	H	Valparaiso	2	5
												233	H	Valparaiso	13	2
												233	H	Valparaiso	2	1
												237	A	Western Ill.	4	1
												237	H	Western Ill.	10	0
												241	H	SIUE	9	6
												252	N	Dartmouth	6	3
												252	N	Dartmouth	10	2
												252	N	Dartmouth	2	6
Non-Div. I Games:	Rowan	3	0	Robert Morris-S'fiel	10	0	Eureka	20	1	MacMurray	7	1				
	Robert Morris-S'fiel	14	2	Keystone	18	1				Bradley						

Average RPI Win: 124		WON-LOST	WINNING	LAST 10	STRENGTH OF		OPP. STRENGTH	TEAM	ADJ	CONF.	ADJ CONF.
Average RPI Loss: 63		RECORD	PCT. RANK	GAMES	SCHEDULE		OF SCHEDULE	RPI	RPI	RPI	RPI
DIV. I ONLY		24-28-0	.46154	187	4-6-0		43	36	98	.52382	98
DIV. I NON-CONF.		17-14-0	.54839	118	2-1-0		67	48	81	.53447	81
TOTALS		RPI 1-25	RPI 26-50		W-L RECORDS		RPI 51-100		RPI 101-150		RPI 150+
24-28-0		3-8-0	3-7-0		OVERALL		5-5-0		6-7-0		7-1-0
16-11-0		3-3-0	2-5-0		HOME		2-0-0		4-3-0		5-0-0
6-14-0		0-4-0	1-2-0		AWAY		3-4-0		1-4-0		1-0-0
2-3-0		0-1-0	0-0-0		NEUTRAL		0-1-0		1-0-0		1-1-0
17-14-0		2-6-0	0-1-0		NON-CONFERENCE		4-3-0		4-3-0		7-1-0
11-4-0		2-1-0	0-1-0		HOME		2-0-0		2-2-0		5-0-0
4-7-0		0-4-0	0-0-0		AWAY		2-2-0		1-1-0		1-0-0
2-3-0		0-1-0	0-0-0		NEUTRAL		0-1-0		1-0-0		1-1-0
7-14-0		1-2-0	3-6-0		CONFERENCE		1-2-0		2-4-0		0-0-0
5-7-0		1-2-0	2-4-0		HOME		0-0-0		2-1-0		0-0-0
2-7-0		0-0-0	1-2-0		AWAY		1-2-0		0-3-0		0-0-0
0-0-0		0-0-0	0-0-0		NEUTRAL		0-0-0		0-0-0		0-0-0
RPI S	Opponent	Score	RPI S	Opponent	Score	RPI S	Opponent	Score	RPI S	Opponent	Score
4 H	East Carolina	3 1	31 A	UConn	0 4	61 N	Pepperdine	8 13	105 A	Cincinnati	4 10
4 H	East Carolina	1 6	31 A	UConn	1 2	73 A	Kansas St.	2 7	105 A	Cincinnati	9 11
4 H	East Carolina	3 7	31 A	UConn	12 5	73 H	Kansas St.	8 5	105 A	Cincinnati	1 5
9 A	Texas Tech	10 15	39 H	Houston	4 7	75 A	Kansas	9 1	122 A	Grand Canyon	1 9
9 A	Texas Tech	4 15	39 H	Houston	5 13	75 H	Kansas	3 2	122 N	Grand Canyon	8 7
9 A	Texas Tech	2 12	39 H	Houston	3 7	86 A	Tulane	12 11	128 H	Memphis	8 4
11 A	Oklahoma St.	7 10	43 H	UCF	6 4	86 A	Tulane	6 12	128 H	Memphis	3 6
11 H	Oklahoma St.	0 1	43 H	UCF	8 6	86 A	Tulane	4 8	128 H	Memphis	7 3
14 N	Stanford	4 5	43 H	UCF	3 11	88 A	UT Arlington	2 5	136 A	Missouri St.	9 4
23 H	Creighton	7 5	44 H	Oklahoma	4 9	88 A	UT Arlington	8 6	143 H	Rhode Island	1 6
23 H	Creighton	4 3							143 H	Rhode Island	8 13
									143 H	Rhode Island	5 1
									143 H	Rhode Island	8 7
									169 N	SFA	2 3
									169 N	SFA	18 2
									205 H	Omaha	12 2
									219 A	Oral Roberts	4 2
									219 H	Oral Roberts	8 2
									267 H	Bethune-Cookman	7 0
									267 H	Bethune-Cookman	2 0
									267 H	Bethune-Cookman	11 4
LAST 10 GAMES											
219 A	Oral Roberts	4 2	31 A	UConn	12 5						
4 H	East Carolina	3 7	31 A	UConn	1 2						
4 H	East Carolina	3 1	31 A	UConn	0 4						
4 H	East Carolina	1 6	73 A	Kansas St.	2 7						
136 A	Missouri St.	9 4	105 A	Cincinnati	4 10						

Non-Div. I Games:

Wichita St.

Average RPI Win: 155		WON-LOST	WINNING	LAST 10	STRENGTH OF		OPP. STRENGTH	TEAM	ADJ	CONF.	ADJ CONF.
Average RPI Loss: 66		RECORD	PCT. RANK	GAMES	SCHEDULE		OF SCHEDULE	RPI	RPI	RPI	RPI
DIV. I ONLY		25-25-0	.5	149	53		71	99	.52376	99	5
DIV. I NON-CONF.		18-11-0	.62069	83	110		161	101	.52905	101	5
TOTALS		RPI 1-25	RPI 26-50		W-L RECORDS		RPI 51-100		RPI 101-150		RPI 150+
25-25-0	0-6-0	7-7-0		OVERALL		2-5-0		4-6-0		12-1-0	
19-10-0	0-3-0	4-3-0		HOME		2-1-0		2-3-0		11-0-0	
6-15-0	0-3-0	3-4-0		AWAY		0-4-0		2-3-0		1-1-0	
0-0-0	0-0-0	0-0-0		NEUTRAL		0-0-0		0-0-0		0-0-0	
18-11-0	0-3-0	2-3-0		NON-CONFERENCE		2-2-0		2-2-0		12-1-0	
16-4-0	0-0-0	2-2-0		HOME		2-1-0		1-1-0		11-0-0	
2-7-0	0-3-0	0-0-		AWAY		0-1-0		1-1-0		1-1-0	
0-0-0	0-0-0	0-0-0		NEUTRAL		0-0-0		0-0-0		0-0-0	
7-14-0	0-3-0	5-4-0		CONFERENCE		0-3-0		2-4-0		0-0-0	
3-6-0	0-3-0	2-1-0		HOME		0-0-0		1-2-0		0-0-0	
4-8-0	0-0-0	3-3-0		AWAY		0-3-0		1-2-0		0-0-0	
0-0-0	0-0-0	0-0-0		NEUTRAL		0-0-0		0-0-0		0-0-0	
RPI S	Opponent	Score	RPI S	Opponent	Score	RPI S	Opponent	Score	RPI S	Opponent	Score
4 H	East Carolina	7 13	31 A	UConn	2 4	74 A	Jacksonville	7 8	103 A	North Florida	2 7
4 H	East Carolina	0 4	31 A	UConn	3 1	85 H	Samford	3 7	103 H	North Florida	3 5
4 H	East Carolina	1 5	31 A	UConn	3 2	85 H	Samford	4 1	105 H	Cincinnati	4 2
19 A	North Carolina	3 5	33 A	Florida	3 7	85 H	Samford	7 4	105 H	Cincinnati	5 6
19 A	North Carolina	2 3	33 H	Florida	6 1	86 A	Tulane	4 6	105 H	Cincinnati	1 4
19 A	North Carolina	1 2	39 H	Houston	4 3	86 A	Tulane	2 9	124 A	FGCU	6 1
			39 H	Houston	1 7	86 A	Tulane	11 20	124 H	FGCU	15 4
			39 H	Houston	5 3				128 A	Memphis	10 7
			43 A	UCF	0 5				128 A	Memphis	0 1
			43 A	UCF	1 4				128 A	Memphis	3 9
			43 A	UCF	6 3				208 A	Stetson	9 10
			50 H	Liberty	4 2				208 H	Stetson	6 4
			50 H	Liberty	4 6				212 H	Western Mich.	9 6
			50 H	Liberty	4 5				212 H	Western Mich.	7 6
									212 H	Western Mich.	10 9
									252 H	Dartmouth	16 1
									252 H	Dartmouth	7 3
									252 H	Dartmouth	4 1
									267 A	Bethune-Cookman	7 4
									267 H	Bethune-Cookman	12 2
									275 H	The Citadel	12 9
									275 H	The Citadel	9 1
									275 H	The Citadel	7 2
			LAST 10 GAMES								
			31 A	UConn	3 2	128 A	Memphis	0 1			
			31 A	UConn	3 1	128 A	Memphis	10 7			
			31 A	UConn	2 4	208 H	Stetson	6 4			
			33 A	Florida	3 7	39 H	Houston	4 3			
			128 A	Memphis	3 9	39 H	Houston	1 7			

Non-Div. I Games:

South Fla.

Non-Div. I Games:

Tie, Loss, Non-Conf, S Site, H Home, A Away, N Neutral Page 136

RPI	S	Opponent	Score
235	A	CSU Bakersfield	1 8
264	H	North Dakota St.	6 4
264	H	North Dakota St.	8 3
272	H	Seattle U	7 3
272	H	Seattle U	15 7
272	H	Seattle U	7 6
285	H	Chicago St.	5 4
285	H	Chicago St.	8 1
285	H	Chicago St.	0 1
286	H	Northern Colo.	11 1
286	H	Northern Colo.	10 0
286	H	Northern Colo.	3 2

UTRGV

RPI	S	Opponent	Score	
209	H	Lamar University	6	1
209	H	Lamar University	6	4
209	H	Lamar University	1	2
210	A	Abilene Christian	7	6
210	A	Abilene Christian	10	4
210	A	Abilene Christian	3	9
293	H	Alcorn	8	1
294	H	Prairie View	4	1

McNeese

McNeese

McNeese

Average RPI Win:		213	WON-LOST RECORD		WINNING PCT. RANK	LAST 10 GAMES		STRENGTH OF SCHEDULE		OPP. STRENGTH OF SCHEDULE	TEAM RPI	ADJ RPI	CONF. RPI	ADJ CONF. RPI			
Average RPI Loss:		134															
DIV. I ONLY			36-13-0		.73469	13	8-2-0	258		191	102	.52222	102	23	23		
DIV. I NON-CONF.			18-7-0		.72	38	1-1-0	221		162	85	.53358	85	25	25		
TOTALS		RPI 1-25		RPI 26-50		W-L RECORDS		RPI 51-100		RPI 101-150		RPI 150+					
36-13-0		0-2-0		0-1-0		OVERALL		4-3-0		4-2-0		28-5-0					
24-5-0		0-0-0		0-0-0		HOME		2-1-0		2-1-0		20-3-0					
11-7-0		0-1-0		0-1-0		AWAY		1-2-0		2-1-0		8-2-0					
1-1-0		0-1-0		0-0-0		NEUTRAL		1-0-0		0-0-0		0-0-0					
18-7-0		0-2-0		0-1-0		NON-CONFERENCE		2-2-0		0-0-0		16-2-0					
15-2-0		0-0-0		0-0-0		HOME		0-0-0		0-0-0		15-2-0					
2-4-0		0-1-0		0-0-		AWAY		1-2-0		0-0-0		1-0-0					
1-1-0		0-1-0		0-0-0		NEUTRAL		1-0-0		0-0-0		0-0-0					
18-6-0		0-0-0		0-0-0		CONFERENCE		2-1-0		4-2-0		12-3-0					
9-3-0		0-0-0		0-0-0		HOME		2-1-0		2-1-0		5-1-0					
9-3-0		0-0-0		0-0-0		AWAY		0-0-0		2-1-0		7-2-0					
0-0-0		0-0-0		0-0-0		NEUTRAL		0-0-0		0-0-0		0-0-0					
RPI	S	Opponent		Score		RPI	S	Opponent		Score		RPI	S	Opponent		Score	
9	A	Texas Tech		0	7	34	A	Arizona St.		3	7	55	A	Arizona		10	14
9	N	Texas Tech		5	10							122	H	Grand Canyon		9	2
												122	H	Grand Canyon		9	4
												65	A	Washington		7	10
												69	N	Xavier		6	4
												100	H	UTRGV		10	0
												100	H	UTRGV		11	21
												100	H	UTRGV		17	8
												153	H	Yale		2	4
												153	H	Yale		19	6
												153	H	Yale		13	6
												153	H	Yale		14	6
												181	A	New Mexico		11	8
												181	H	New Mexico		13	5
												229	H	Delaware		15	2
												229	H	Delaware		11	4
												229	H	Delaware		17	3
												229	H	Delaware		11	3
												235	H	CSU Bakersfield		4	9
												235	H	CSU Bakersfield		12	9
												235	H	CSU Bakersfield		23	1
												249	H	La Salle		7	3
												249	H	La Salle		8	9
												249	H	La Salle		6	1
												249	H	La Salle		16	5
												265	H	Texas Southern		16	3
												265	H	Texas Southern		38	6
												265	H	Texas Southern		20	2
												265	H	Texas Southern		24	8
LAST 10 GAMES																	
						65	A	Washington		7	10	100	H	UTRGV		11	21
						272	A	Seattle U		16	3	100	H	UTRGV		17	8
						272	A	Seattle U		17	5	55	A	Arizona		15	13
						272	A	Seattle U		21	7	150	A	Sacramento St.		3	2
						100	H	UTRGV		10	0	150	A	Sacramento St.		12	4

Non-Div. I Games:

New Mexico St.

New Mexico St.

Average RPI Win:	156	WON-LOST	WINNING	LAST 10	STRENGTH OF	OPP. STRENGTH	TEAM	ADJ	CONF.	ADJ CONF.		
Average RPI Loss:	119	RECORD	PCT. RANK	GAMES	SCHEDULE	OF SCHEDULE	RPI	RPI	RPI	RPI		
DIV. I ONLY		30-21-0	.58824	80	6-4-0	84	161	103	.52152	103	13	13
DIV. I NON-CONF.		19-12-0	.6129	90	3-1-0	92	164	111	.52287	111	16	16
<hr/>												
TOTALS	RPI 1-25	RPI 26-50		W-L RECORDS		RPI 51-100		RPI 101-150		RPI 150+		
30-21-0	2-2-0	3-5-0		OVERALL		4-2-0		4-4-0		17-8-0		
23-11-0	2-1-0	2-1-0		HOME		3-1-0		4-3-0		12-5-0		
6-8-0	0-0-0	1-4-0		AWAY		1-1-0		0-0-0		4-3-0		
1-2-0	0-1-0	0-0-0		NEUTRAL		0-0-0		0-1-0		1-0-0		
<hr/>												
19-12-0	2-2-0	3-2-0		NON-CONFERENCE		2-1-0		2-3-0		10-4-0		
14-8-0	2-1-0	2-1-0		HOME		1-0-0		2-2-0		7-4-0		
4-2-0	0-0-0	1-0-		AWAY		1-1-0		0-0-0		2-0-0		
1-2-0	0-1-0	0-0-0		NEUTRAL		0-0-0		0-1-0		1-0-0		
<hr/>												
11-9-0	0-0-0	0-3-0		CONFERENCE		2-1-0		2-1-0		7-4-0		
9-3-0	0-0-0	0-0-0		HOME		2-1-0		2-1-0		5-1-0		
2-6-0	0-0-0	0-3-0		AWAY		0-0-0		0-0-0		2-3-0		
0-0-0	0-0-0	0-0-0		NEUTRAL		0-0-0		0-0-0		0-0-0		
<hr/>												
RPI	S	Opponent	Score	RPI	S	Opponent	Score	RPI	S	Opponent	Score	
10	N	Tennessee	2 10	33	A	Florida	7 1	57	A	Florida St.	3 4	
15	H	Missouri	4 2	36	H	Fla. Atlantic	7 5	74	H	Jacksonville	3 2	
15	H	Missouri	5 4	36	H	Fla. Atlantic	9 8	74	H	Jacksonville	11 3	
15	H	Missouri	4 5	43	A	UCF	0 5	74	H	Jacksonville	8 10	
				43	H	UCF	7 9	99	A	South Fla.	5 3	
				50	A	Liberty	3 4	99	H	South Fla.	7 2	
				50	A	Liberty	2 8					
				50	A	Liberty	2 6					
<hr/>												
				LAST 10 GAMES								
				182 H Kennesaw St. 4 9				154 A Lipscomb 8 4				
				182 H Kennesaw St. 3 2				154 A Lipscomb 0 1				
				182 H Kennesaw St. 8 0				43 H UCF 7 9				
				257 A Florida A&M 13 7				257 H Florida A&M 10 2				
				154 A Lipscomb 0 1				257 H Florida A&M 4 0				
<hr/>												
				124 H FGCU 7 4				124 H FGCU 2 5				
				124 H FGCU 14 8				124 H FGCU 14 8				
				137 N La.-Monroe 4 7				137 N La.-Monroe 4 7				
				144 H Columbia 7 11				144 H Columbia 7 11				
				144 H Columbia 6 4				144 H Columbia 6 4				
				144 H Columbia 11 4				144 H Columbia 11 4				
				144 H Columbia 1 2				144 H Columbia 1 2				
				154 A Lipscomb 8 4				154 A Lipscomb 8 4				
				154 A Lipscomb 0 1				154 A Lipscomb 0 1				
				154 A Lipscomb 0 1				154 A Lipscomb 0 1				
				156 N Western Ky. 9 2				156 N Western Ky. 9 2				
				174 H Fordham 6 8				174 H Fordham 6 8				
				174 H Fordham 7 4				174 H Fordham 7 4				
				174 H Fordham 4 3				174 H Fordham 4 3				
				174 H Fordham 5 8				174 H Fordham 5 8				
				182 H Kennesaw St. 3 2				182 H Kennesaw St. 3 2				
				182 H Kennesaw St. 4 9				182 H Kennesaw St. 4 9				
				182 H Kennesaw St. 8 0				182 H Kennesaw St. 8 0				
				212 H Western Mich. 10 4				212 H Western Mich. 10 4				
				212 H Western Mich. 11 2				212 H Western Mich. 11 2				
				212 H Western Mich. 1 10				212 H Western Mich. 1 10				
				223 H NJIT 5 2				223 H NJIT 5 2				
				223 H NJIT 4 0				223 H NJIT 4 0				
				223 H NJIT 8 3				223 H NJIT 8 3				
				243 A North Ala. 4 8				243 A North Ala. 4 8				
				243 A North Ala. 10 4				243 A North Ala. 10 4				

Non-Div. I Games:

North Florida

RPI	S	Opponent	Score	
257	A	Florida A&M	13	7
257	H	Florida A&M	10	2
257	H	Florida A&M	9	1
257	H	Florida A&M	4	0
267	A	Bethune-Cookman	3	1
267	H	Bethune-Cookman	2	6

North Florida

N
o
r
t
h
F
l
o
r
i
d
a

N
o
r
t
h
F
l
o
r
i
d
a

Average RPI Win:		134	WON-LOST RECORD		WINNING PCT. RANK	LAST 10 GAMES	STRENGTH OF SCHEDULE		OPP. STRENGTH OF SCHEDULE	TEAM RPI	ADJ RPI	CONF. RPI	ADJ CONF. RPI
Average RPI Loss:		84											
DIV. I ONLY			22-25-0		.46809 184	6-4-0	85		60	104	.52129 104	7	7
DIV. I NON-CONF.			12-14-0		.46154 167	1-1-0	53		24	78	.53531 78	7	7
TOTALS		RPI 1-25	RPI 26-50		W-L RECORDS		RPI 51-100		RPI 101-150		RPI 150+		
22-25-0		2-5-0	5-8-0		OVERALL		1-4-0		4-2-0		10-6-0		
10-6-0		1-0-0	2-1-0		HOME		1-3-0		0-0-0		6-2-0		
10-17-0		1-5-0	1-5-0		AWAY		0-1-0		4-2-0		4-4-0		
2-2-0		0-0-0	2-2-0		NEUTRAL		0-0-0		0-0-0		0-0-0		
12-14-0		2-5-0	3-4-0		NON-CONFERENCE		0-2-0		1-2-0		6-1-0		
6-1-0		1-0-0	0-0-0		HOME		0-1-0		0-0-0		5-0-0		
4-11-0		1-5-0	1-0-		AWAY		0-1-0		1-2-0		1-1-0		
2-2-0		0-0-0	2-2-0		NEUTRAL		0-0-0		0-0-0		0-0-0		
10-11-0		0-0-0	2-4-0		CONFERENCE		1-2-0		3-0-0		4-5-0		
4-5-0		0-0-0	2-1-0		HOME		1-2-0		0-0-0		1-2-0		
6-6-0		0-0-0	0-3-0		AWAY		0-0-0		3-0-0		3-3-0		
0-0-0		0-0-0	0-0-0		NEUTRAL		0-0-0		0-0-0		0-0-0		
RPI S	Opponent	Score	RPI S	Opponent	Score	RPI S	Opponent	Score	RPI S	Opponent	Score		
8 A	Georgia Tech	1 12	32 N	BYU	3 4	80 H	Maryland	8 13	126 A	Kent St.	1 12		
8 A	Georgia Tech	2 9	32 N	BYU	3 2	80 H	Maryland	13 7	126 A	Kent St.	5 11		
8 A	Georgia Tech	5 1	32 N	BYU	2 11	80 H	Maryland	10 12	139 A	Milwaukee	6 1		
15 A	Missouri	2 3	35 N	California	9 5	89 A	Notre Dame	2 6	148 A	Ohio St.	7 2		
15 A	Missouri	11 16	37 H	Nebraska	4 6	89 H	Notre Dame	4 12	148 A	Ohio St.	10 4		
15 A	Missouri	4 9	37 H	Nebraska	4 2				148 A	Ohio St.	13 5		
25 H	Illinois St.	6 3	37 H	Nebraska	10 2				162 A	Michigan St.	2 8		
			48 A	Michigan	1 10				162 A	Michigan St.	3 2		
			48 A	Michigan	2 3				162 A	Michigan St.	3 8		
			48 A	Michigan	1 4				179 A	Rutgers	4 0		
			49 A	Duke	8 23				179 A	Rutgers	4 5		
			49 A	Duke	4 5				179 A	Rutgers	5 3		
			49 A	Duke	5 3				186 H	San Jose St.	6 5		
									186 H	San Jose St.	1 0		
									186 H	San Jose St.	6 0		
									195 H	Purdue	7 9		
									195 H	Purdue	2 5		
									195 H	Purdue	2 1		
									215 A	UIC	2 4		
									215 H	UIC	6 1		
									285 A	Chicago St.	13 1		
									285 H	Chicago St.	11 6		
LAST 10 GAMES													
			89 H	Notre Dame	4 12	37 H	Nebraska	10 2					
			179 A	Rutgers	4 5	37 H	Nebraska	4 2					
			179 A	Rutgers	4 0	25 H	Illinois St.	6 3					
			179 A	Rutgers	5 3	162 A	Michigan St.	3 2					
			37 H	Nebraska	4 6	162 A	Michigan St.	2 8					

Non-Div. I Games: MacMurray 9 0

Northwestern

Average RPI Win:	140	WON-LOST RECORD	WINNING PCT. RANK	LAST 10 GAMES	STRENGTH OF SCHEDULE	OPP. STRENGTH OF SCHEDULE	TEAM RPI	ADJ RPI	CONF. RPI	ADJ CONF. RPI	
DIV. I ONLY		25-27-0	.48077 166	5-5-0	59	72	105	.52063 105	5	5	
DIV. I NON-CONF.		12-16-0	.42857 188	1-1-0	156	186	194	.47648 194	5	5	
<hr/>											
TOTALS	RPI 1-25	RPI 26-50		W-L RECORDS	RPI 51-100		RPI 101-150		RPI 150+		
25-27-0	0-7-0	6-8-0		OVERALL	7-5-0		4-3-0		8-4-0		
16-11-0	0-4-0	3-1-0		HOME	5-3-0		1-1-0		7-2-0		
9-16-0	0-3-0	3-7-0		AWAY	2-2-0		3-2-0		1-2-0		
0-0-0	0-0-0	0-0-0		NEUTRAL	0-0-0		0-0-0		0-0-0		
12-16-0	0-4-0	1-4-0		NON-CONFERENCE	1-2-0		2-2-0		8-4-0		
10-5-0	0-1-0	1-0-0		HOME	1-1-0		1-1-0		7-2-0		
2-11-0	0-3-0	0-0-		AWAY	0-1-0		1-1-0		1-2-0		
0-0-0	0-0-0	0-0-0		NEUTRAL	0-0-0		0-0-0		0-0-0		
13-11-0	0-3-0	5-4-0		CONFERENCE	6-3-0		2-1-0		0-0-0		
6-6-0	0-3-0	2-1-0		HOME	4-2-0		0-0-0		0-0-0		
7-5-0	0-0-0	3-3-0		AWAY	2-1-0		2-1-0		0-0-0		
0-0-0	0-0-0	0-0-0		NEUTRAL	0-0-0		0-0-0		0-0-0		
RPI	S	Opponent	Score	RPI	S	Opponent	Score	RPI	S	Opponent	Score
4	H	East Carolina	3 6	28	A	Indiana	1 7	69	H	Xavier	2 1
4	H	East Carolina	4 9	28	H	Indiana	7 5	81	A	Wright St.	4 10
4	H	East Carolina	2 6	31	A	UConn	1 5	81	H	Wright St.	3 8
7	H	Louisville	0 12	31	A	UConn	10 4	86	H	Tulane	4 19
20	A	Auburn	0 5	31	A	UConn	5 4	86	H	Tulane	7 6
20	A	Auburn	0 5	36	A	Fla. Atlantic	7 8	86	H	Tulane	1 8
20	A	Auburn	5 9	36	A	Fla. Atlantic	0 9	98	H	Wichita St.	5 1
				36	A	Fla. Atlantic	3 5	98	H	Wichita St.	11 9
				39	A	Houston	1 3	98	H	Wichita St.	10 4
				39	A	Houston	3 2	99	A	South Fla.	2 4
				39	A	Houston	4 8	99	A	South Fla.	4 1
				43	H	UCF	7 6	99	A	South Fla.	6 5
				43	H	UCF	0 15				
				43	H	UCF	8 3				

Non-Div. I Games:

Cincinnati

Average RPI Win: 176		WON-LOST RECORD		WINNING PCT. RANK		LAST 10 GAMES		STRENGTH OF SCHEDULE		OPP. STRENGTH OF SCHEDULE		TEAM RPI		ADJ RPI		CONF. RPI		ADJ CONF. RPI	
DIV. I ONLY		30-20-0		.6 69		8-2-0		164		152		106		.52054 106		18		18	
DIV. I NON-CONF.		11-11-0		.5 143		3-2-0		99		35		134		.50736 134		20		20	
TOTALS		RPI 1-25		RPI 26-50		W-L RECORDS		RPI 51-100		RPI 101-150		RPI 150+							
30-20-0		1-1-0		0-5-0		OVERALL		5-3-0		0-0-0		24-11-0							
19-8-0		0-0-0		0-3-0		HOME		5-3-0		0-0-0		14-2-0							
11-12-0		1-1-0		0-2-0		AWAY		0-0-0		0-0-0		10-9-0							
0-0-0		0-0-0		0-0-0		NEUTRAL		0-0-0		0-0-0		0-0-0							
11-11-0		1-1-0		0-5-0		NON-CONFERENCE		3-2-0		0-0-0		7-3-0							
9-5-0		0-0-0		0-3-0		HOME		3-2-0		0-0-0		6-0-0							
2-6-0		1-1-0		0-0-		AWAY		0-0-0		0-0-0		1-3-0							
0-0-0		0-0-0		0-0-0		NEUTRAL		0-0-0		0-0-0		0-0-0							
19-9-0		0-0-0		0-0-0		CONFERENCE		2-1-0		0-0-0		17-8-0							
10-3-0		0-0-0		0-0-0		HOME		2-1-0		0-0-0		8-2-0							
9-6-0		0-0-0		0-0-0		AWAY		0-0-0		0-0-0		9-6-0							
0-0-0		0-0-0		0-0-0		NEUTRAL		0-0-0		0-0-0		0-0-0							
RPI	S	Opponent		Score		RPI	S	Opponent		Score		RPI	S	Opponent		Score			
1	A	Vanderbilt		7 6		30	A	Indiana St.		1 8		74	H	Jacksonville		12 1			
10	A	Tennessee		4 9		30	A	Indiana St.		2 3		74	H	Jacksonville		3 11			
						42	H	Kentucky		5 12		74	H	Jacksonville		8 3			
						42	H	Kentucky		4 8		90	H	Evansville		10 2			
						42	H	Kentucky		1 11		92	H	Morehead St.		3 4			
												92	H	Morehead St.		9 1			
												92	H	Morehead St.		7 6			
												97	H	Bradley		3 5			

Non-Div. I Games:

Austin Peay

Austin Peay

[illegible]

Non-Div. I Games:

Harvard

Harvard

Average RPI Win: 170		WON-LOST RECORD		WINNING PCT. RANK		LAST 10 GAMES		STRENGTH OF SCHEDULE		OPP. STRENGTH OF SCHEDULE		TEAM RPI		ADJ RPI		CONF. RPI		ADJ CONF. RPI					
DIV. I ONLY		30-22-0		.57692 89		6-4-0		108		135		108		.51983 108		15		15					
DIV. I NON-CONF.		11-17-0		.39286 204		0-1-0		78		110		180		.48233 180		15		15					
TOTALS		RPI 1-25		RPI 26-50		W-L RECORDS		RPI 51-100		RPI 101-150		RPI 150+											
30-22-0		0-4-0		0-1-0		OVERALL		7-9-0		3-0-0		20-8-0											
16-15-0		0-2-0		0-1-0		HOME		1-7-0		3-0-0		12-5-0											
13-7-0		0-2-0		0-0-0		AWAY		6-2-0		0-0-0		7-3-0											
1-0-0		0-0-0		0-0-0		NEUTRAL		0-0-0		0-0-0		1-0-0											
11-17-0		0-4-0		0-1-0		NON-CONFERENCE		2-8-0		0-0-0		9-4-0											
6-13-0		0-2-0		0-1-0		HOME		1-7-0		0-0-0		5-3-0											
4-4-0		0-2-0		0-0-		AWAY		1-1-0		0-0-0		3-1-0											
1-0-0		0-0-0		0-0-0		NEUTRAL		0-0-0		0-0-0		1-0-0											
19-5-0		0-0-0		0-0-0		CONFERENCE		5-1-0		3-0-0		11-4-0											
10-2-0		0-0-0		0-0-0		HOME		0-0-0		3-0-0		7-2-0											
9-3-0		0-0-0		0-0-0		AWAY		5-1-0		0-0-0		4-2-0											
0-0-0		0-0-0		0-0-0		NEUTRAL		0-0-0		0-0-0		0-0-0											
RPI	S	Opponent		Score		RPI	S	Opponent		Score		RPI	S	Opponent		Score							
4	A	East Carolina		3	5	50	H	Liberty		1	13	58	A	Wake Forest		6	3						
4	H	East Carolina		4	9							58	H	Wake Forest		7	13						
24	A	NC State		2	21							63	H	Campbell		7	15						
24	H	NC State		0	5							71	A	UNC Greensboro		3	4						
												71	H	UNC Greensboro		8	9						
												80	H	Maryland		4	12						
												80	H	Maryland		4	11						
												87	A	William & Mary		11	2						
												87	A	William & Mary		8	2						
												87	A	William & Mary		11	9						
												91	A	Col. of Charleston		7	2						
												91	A	Col. of Charleston		8	6						
												91	A	Col. of Charleston		1	3						
												94	H	Bryant		5	6						
												94	H	Bryant		1	0						
												94	H	Bryant		4	6						
LAST 10 GAMES						LAST 10 GAMES						LAST 10 GAMES											
178 H UNCW						2	1	204 A Hofstra						6	3	207 N Quinnipiac						11	1
178 H UNCW						1	2	151 H High Point						2	6	229 H Delaware						6	0
178 H UNCW						5	7	140 H Northeastern						3	0	229 H Delaware						4	1
204 A Hofstra						1	4	140 H Northeastern						4	2	229 H Delaware						12	1
204 A Hofstra						7	0	140 H Northeastern						6	5	248 A Towson						3	7
																248 A Towson						16	8

Non-Div. I Games:

Elon

RPI	S	Opponent	Score	
248	A	Towson	9	1
261	H	Wagner	10	6
261	H	Wagner	16	6
261	H	Wagner	6	7

Elon

E
l
o
n

E
l
o
n

Average RPI Win: 133		WON-LOST	WINNING	LAST 10	STRENGTH OF		OPP. STRENGTH	TEAM	ADJ	CONF.	ADJ CONF.
Average RPI Loss: 87		RECORD	PCT. RANK	GAMES	SCHEDULE		OF SCHEDULE	RPI	RPI	RPI	RPI
DIV. I ONLY		25-26-0	.4902	157	57		97	109	.51964	109	10
DIV. I NON-CONF.		10-15-0	.4	198	23		120	133	.50783	133	8
TOTALS		RPI 1-25	RPI 26-50		W-L RECORDS		RPI 51-100		RPI 101-150		RPI 150+
25-26-0		1-5-0	2-2-0		OVERALL		6-10-0		9-6-0		7-3-0
16-12-0		0-3-0	2-1-0		HOME		3-3-0		4-3-0		7-2-0
8-14-0		1-2-0	0-1-0		AWAY		3-7-0		4-3-0		0-1-0
1-0-0		0-0-0	0-0-0		NEUTRAL		0-0-0		1-0-0		0-0-0
10-15-0		1-5-0	0-1-0		NON-CONFERENCE		1-4-0		4-2-0		4-3-0
6-8-0		0-3-0	0-0-0		HOME		1-3-0		1-0-0		4-2-0
3-7-0		1-2-0	0-0-		AWAY		0-1-0		2-2-0		0-1-0
1-0-0		0-0-0	0-0-0		NEUTRAL		0-0-0		1-0-0		0-0-0
15-11-0		0-0-0	2-1-0		CONFERENCE		5-6-0		5-4-0		3-0-0
10-4-0		0-0-0	2-1-0		HOME		2-0-0		3-3-0		3-0-0
5-7-0		0-0-0	0-0-0		AWAY		3-6-0		2-1-0		0-0-0
0-0-0		0-0-0	0-0-0		NEUTRAL		0-0-0		0-0-0		0-0-0
RPI S	Opponent	Score	RPI S	Opponent	Score	RPI S	Opponent	Score	RPI S	Opponent	Score
3 A	Mississippi St.	4 15	29 A	Ole Miss	8 11	53 A	Louisiana Tech	4 5	112 A	Northwestern St.	0 1
6 A	Arkansas	17 7	46 H	Texas St.	9 5	53 H	Louisiana Tech	3 5	112 A	Northwestern St.	7 5
11 A	Oklahoma St.	3 8	46 H	Texas St.	9 13	67 A	Ga. Southern	6 7	112 A	Northwestern St.	5 7
23 H	Creighton	8 13	46 H	Texas St.	4 3	67 A	Ga. Southern	10 15	118 H	Troy	4 3
23 H	Creighton	8 10				67 A	Ga. Southern	11 10	118 H	Troy	5 11
23 H	Creighton	10 12				68 H	Coastal Caro.	14 0	118 H	Troy	4 3
						68 H	Coastal Caro.	8 5	129 H	Louisiana	10 16
						83 A	South Alabama	8 9	129 H	Louisiana	2 4
						83 A	South Alabama	2 7	129 H	Louisiana	4 1
						83 A	South Alabama	1 8	133 A	Central Ark.	5 1
						88 A	UT Arlington	1 11	133 H	Central Ark.	4 2
						88 A	UT Arlington	9 7	133 N	Central Ark.	5 1
						88 A	UT Arlington	13 3	137 A	La.-Monroe	2 5
						90 H	Evansville	1 3	137 A	La.-Monroe	4 2
						90 H	Evansville	7 5	137 A	La.-Monroe	7 3
						90 H	Evansville	5 10	191 H	South Dakota St.	7 6
									191 H	South Dakota St.	6 8
									191 H	South Dakota St.	10 3
									191 H	South Dakota St.	4 9
									219 A	Oral Roberts	3 4
									219 H	Oral Roberts	6 5
									240 H	Georgia St.	3 2
									240 H	Georgia St.	6 2
									240 H	Georgia St.	9 1
									292 H	Ark.-Pine Bluff	12 3
LAST 10 GAMES			LAST 10 GAMES			LAST 10 GAMES			LAST 10 GAMES		
133 N	Central Ark.	5 1	83 A	South Alabama	8 9	83 A	South Alabama	2 7	83 A	South Alabama	1 8
46 H	Texas St.	9 13	83 A	South Alabama	2 7	118 H	Troy	4 3	118 H	Troy	5 11
46 H	Texas St.	9 5	83 A	South Alabama	1 8						
46 H	Texas St.	4 3									
219 H	Oral Roberts	6 5									

Non-Div. I Games:

Little Rock

Average RPI Win: 132		WON-LOST	WINNING	LAST 10	STRENGTH OF		OPP. STRENGTH	TEAM	ADJ	CONF.	ADJ CONF.
Average RPI Loss: 102		RECORD	PCT. RANK	GAMES	SCHEDULE		OF SCHEDULE	RPI	RPI	RPI	RPI
DIV. I ONLY		22-25-0	.46809	184	6-4-0		50	102	110	.51937	110
DIV. I NON-CONF.		10-15-0	.4	198	1-0-0		6	15	114	.51956	114
TOTALS		RPI 1-25	RPI 26-50		W-L RECORDS		RPI 51-100		RPI 101-150		RPI 150+
22-25-0		2-6-0	2-2-0		OVERALL		5-7-0		4-1-0		9-9-0
8-15-0		2-5-0	0-1-0		HOME		3-5-0		1-0-0		2-4-0
10-8-0		0-0-0	0-0-0		AWAY		1-2-0		2-1-0		7-5-0
4-2-0		0-1-0	2-1-0		NEUTRAL		1-0-0		1-0-0		0-0-0
10-15-0		1-4-0	2-2-0		NON-CONFERENCE		3-5-0		2-0-0		2-4-0
5-9-0		1-3-0	0-1-0		HOME		2-3-0		1-0-0		1-2-0
1-4-0		0-0-0	0-0-		AWAY		0-2-0		0-0-0		1-2-0
4-2-0		0-1-0	2-1-0		NEUTRAL		1-0-0		1-0-0		0-0-0
12-10-0		1-2-0	0-0-0		CONFERENCE		2-2-0		2-1-0		7-5-0
3-6-0		1-2-0	0-0-0		HOME		1-2-0		0-0-0		1-2-0
9-4-0		0-0-0	0-0-0		AWAY		1-0-0		2-1-0		6-3-0
0-0-0		0-0-0	0-0-0		NEUTRAL		0-0-0		0-0-0		0-0-0
RPI S	Opponent	Score	RPI S	Opponent	Score	RPI S	Opponent	Score	RPI S	Opponent	Score
1 N	Vanderbilt	9 14	34 H	Arizona St.	4 6	52 A	UC Irvine	10 4	122 H	Grand Canyon	11 3
2 H	UCLA	3 8	44 N	Virginia	6 5	52 H	UC Irvine	4 3	134 A	Cal Poly	16 2
12 H	UC Santa Barbara	7 8	44 N	Oklahoma	8 6	52 H	UC Irvine	4 7	134 A	Cal Poly	3 5
12 H	UC Santa Barbara	9 7	47 N	Fresno St.	2 5	52 H	UC Irvine	3 7	134 A	Cal Poly	16 6
12 H	UC Santa Barbara	6 7				56 H	San Diego St.	1 6	136 N	Missouri St.	7 0
14 H	Stanford	1 8				56 H	San Diego St.	7 2	159 H	James Madison	0 1
14 H	Stanford	3 4				56 H	San Diego St.	7 13	159 H	James Madison	0 2
14 H	Stanford	6 5				61 H	Pepperdine	4 11	159 H	James Madison	12 3
						77 N	TCU	2 0	181 A	New Mexico	13 7
						84 A	Southern California	5 6	181 A	New Mexico	11 18
						84 H	Southern California	10 4	181 A	New Mexico	4 6
						95 A	San Diego	2 6	220 A	UC Riverside	11 8
									220 A	UC Riverside	13 5
									220 A	UC Riverside	3 8
									226 A	Hawaii	5 2
									226 A	Hawaii	6 8
									226 A	Hawaii	1 3
									230 H	UC Davis	2 3
									230 H	UC Davis	11 9
									230 H	UC Davis	1 3
									232 A	Long Beach St.	8 3
									232 A	Long Beach St.	4 3
									232 A	Long Beach St.	5 1
			LAST 10 GAMES								
			220 A	UC Riverside	3 8	230 H	UC Davis	11 9			
			220 A	UC Riverside	13 5	230 H	UC Davis	1 3			
			220 A	UC Riverside	11 8	52 A	UC Irvine	10 4			
			122 H	Grand Canyon	11 3	52 H	UC Irvine	4 3			
			230 H	UC Davis	2 3	52 H	UC Irvine	4 7			

Non-Div. I Games:

Cal St. Fullerton

RPI	S	Opponent	Score	
286	A	Northern Colo.	4	5
286	H	Northern Colo.	6	0
286	H	Northern Colo.	9	6

Air Force

A
i
r
F
o
r
c
e

A
i
r
F
o
r
c
e

Average RPI Win:		152	WON-LOST RECORD		WINNING PCT. RANK	LAST 10 GAMES		STRENGTH OF SCHEDULE		OPP. STRENGTH OF SCHEDULE	TEAM RPI	ADJ RPI	CONF. RPI	ADJ CONF. RPI			
Average RPI Loss:		140															
DIV. I ONLY			28-21-0		.57143	96	5-5-0		132	133	113	.51776	112	12	12		
DIV. I NON-CONF.			14-8-0		.63636	74	3-1-0		73	160	57	.54975	57	13	13		
TOTALS		RPI 1-25		RPI 26-50		W-L RECORDS		RPI 51-100		RPI 101-150		RPI 150+					
28-21-0		2-1-0		1-2-0		OVERALL		4-4-0		5-4-0		16-10-0					
20-8-0		1-0-0		0-0-0		HOME		2-2-0		5-2-0		12-4-0					
8-13-0		1-1-0		1-2-0		AWAY		2-2-0		0-2-0		4-6-0					
0-0-0		0-0-0		0-0-0		NEUTRAL		0-0-0		0-0-0		0-0-0					
14-8-0		2-1-0		1-2-0		NON-CONFERENCE		2-0-0		3-3-0		6-2-0					
10-3-0		1-0-0		0-0-0		HOME		1-0-0		3-1-0		5-2-0					
4-5-0		1-1-0		1-0-		AWAY		1-0-0		0-2-0		1-0-0					
0-0-0		0-0-0		0-0-0		NEUTRAL		0-0-0		0-0-0		0-0-0					
14-13-0		0-0-0		0-0-0		CONFERENCE		2-4-0		2-1-0		10-8-0					
10-5-0		0-0-0		0-0-0		HOME		1-2-0		2-1-0		7-2-0					
4-8-0		0-0-0		0-0-0		AWAY		1-2-0		0-0-0		3-6-0					
0-0-0		0-0-0		0-0-0		NEUTRAL		0-0-0		0-0-0		0-0-0					
RPI	S	Opponent		Score		RPI	S	Opponent		Score		RPI	S	Opponent		Score	
6	A	Arkansas		2	19	39	A	Houston		3	5	53	A	Louisiana Tech		8	4
6	A	Arkansas		10	7	39	A	Houston		2	1	53	H	Louisiana Tech		3	1
21	H	LSU		3	1	39	A	Houston		4	5	93	A	Southeastern La.		1	8
												93	A	Southeastern La.		3	5
												93	A	Southeastern La.		3	1
												96	H	Incarnate Word		7	6
												96	H	Incarnate Word		5	6
												96	H	Incarnate Word		9	12

Non-Div. I Games: LSU-Alexandria 6 3

Northwestern St.

RPI	S	Opponent	Score	
216	A	Houston Baptist	7	5
216	A	Houston Baptist	2	12
216	A	Houston Baptist	2	10
239	H	Grambling	5	4
239	H	Grambling	6	7
239	H	Grambling	11	2
296	H	Mississippi Val.	11	0
296	H	Mississippi Val.	9	0

Northwestern St.

N
o
r
t
h
w
e
s
t
e
r
n
S
t
.

N
o
r
t
h
w
e
s
t
e
r
n
S
t
.

Average RPI Win: 220		WON-LOST	WINNING	LAST 10	STRENGTH OF		OPP. STRENGTH	TEAM	ADJ	CONF.	ADJ CONF.
Average RPI Loss: 152		RECORD	PCT. RANK	GAMES	SCHEDULE		OF SCHEDULE	RPI	RPI	RPI	RPI
DIV. I ONLY		37-11-0	.77083	7	10-0-0		296	207	111	.51726	113
DIV. I NON-CONF.		18-6-0	.75	26	2-0-0		295	178	120	.51253	123
TOTALS		RPI 1-25	RPI 26-50		W-L RECORDS		RPI 51-100		RPI 101-150		RPI 150+
37-11-0		1-2-0	0-0-0		OVERALL		1-0-0		5-5-0		30-4-0
10-1-0		0-0-0	0-0-0		HOME		0-0-0		2-1-0		8-0-0
19-8-0		1-2-0	0-0-0		AWAY		1-0-0		3-4-0		14-2-0
8-2-0		0-0-0	0-0-0		NEUTRAL		0-0-0		0-0-0		8-2-0
18-6-0		1-2-0	0-0-0		NON-CONFERENCE		1-0-0		2-2-0		14-2-0
2-0-0		0-0-0	0-0-0		HOME		0-0-0		0-0-0		2-0-0
8-4-0		1-2-0	0-0-		AWAY		1-0-0		2-2-0		4-0-0
8-2-0		0-0-0	0-0-0		NEUTRAL		0-0-0		0-0-0		8-2-0
19-5-0		0-0-0	0-0-0		CONFERENCE		0-0-0		3-3-0		16-2-0
8-1-0		0-0-0	0-0-0		HOME		0-0-0		2-1-0		6-0-0
11-4-0		0-0-0	0-0-0		AWAY		0-0-0		1-2-0		10-2-0
0-0-0		0-0-0	0-0-0		NEUTRAL		0-0-0		0-0-0		0-0-0
RPI S	Opponent	Score		RPI S	Opponent	Score		RPI S	Opponent	Score	
25 A	Illinois St.	2	7					89 A	Notre Dame	17	7
25 A	Illinois St.	11	2								
25 A	Illinois St.	4	5								

RPI	S	Opponent	Score	
259	A	Toledo	18	3
259	A	Toledo	3	4
266	A	Oakland	24	10
266	H	Oakland	14	3
276	A	Bowling Green	7	3
276	A	Bowling Green	6	2
276	A	Bowling Green	4	0
283	N	Villanova	9	1
283	N	Villanova	7	13
288	A	Eastern Mich.	8	7
288	A	Eastern Mich.	3	1
288	A	Eastern Mich.	11	1
294	N	Prairie View	12	3
294	N	Prairie View	15	2
295	N	Mt. St. Mary's	13	1
299	N	Saint Peter's	14	4
299	N	Saint Peter's	21	2

Central Mich.

C
e
n
t
r
a
l
M
i
c
h
.

C
e
n
t
r
a
l
M
i
c
h
.

Average RPI Win:		165	WON-LOST	WINNING	LAST 10	STRENGTH OF		OPP. STRENGTH	TEAM	ADJ	CONF.	ADJ CONF.
Average RPI Loss:		85	RECORD	PCT. RANK	GAMES	SCHEDULE		OF SCHEDULE	RPI	RPI	RPI	RPI
DIV. I ONLY			28-25-0	.5283	132	4-6-0		107	128	114	.51562	114
DIV. I NON-CONF.			13-13-0	.5	143	1-2-0		168	155	162	.49126	162
TOTALS		RPI 1-25	RPI 26-50		W-L RECORDS		RPI 51-100		RPI 101-150		RPI 150+	
28-25-0		0-2-0	1-5-0		OVERALL		9-12-0		1-2-0		17-4-0	
18-8-0		0-1-0	0-1-0		HOME		6-3-0		1-1-0		11-2-0	
9-15-0		0-1-0	1-4-0		AWAY		2-7-0		0-1-0		6-2-0	
1-2-0		0-0-0	0-0-0		NEUTRAL		1-2-0		0-0-0		0-0-0	
13-13-0		0-2-0	0-3-0		NON-CONFERENCE		2-4-0		1-2-0		10-2-0	
10-4-0		0-1-0	0-1-0		HOME		0-0-0		1-1-0		9-1-0	
2-7-0		0-1-0	0-0-		AWAY		1-2-0		0-1-0		1-1-0	
1-2-0		0-0-0	0-0-0		NEUTRAL		1-2-0		0-0-0		0-0-0	
15-12-0		0-0-0	1-2-0		CONFERENCE		7-8-0		0-0-0		7-2-0	
8-4-0		0-0-0	0-0-0		HOME		6-3-0		0-0-0		2-1-0	
7-8-0		0-0-0	1-2-0		AWAY		1-5-0		0-0-0		5-1-0	
0-0-0		0-0-0	0-0-0		NEUTRAL		0-0-0		0-0-0		0-0-0	
RPI S	Opponent	Score	RPI S	Opponent	Score	RPI S	Opponent	Score	RPI S	Opponent	Score	
14 A	Stanford	3 8	32 A	BYU	9 1	56 A	San Diego St.	4 8	115 A	Nevada	3 7	
14 H	Stanford	1 11	32 A	BYU	9 17	56 A	San Diego St.	9 8	115 H	Nevada	1 8	
			32 A	BYU	3 20	56 A	San Diego St.	3 6	150 H	Sacramento St.	3 2	
			35 A	California	7 10	61 H	Pepperdine	4 2	155 A	Pacific	9 4	
			35 H	California	5 10	61 H	Pepperdine	1 10	155 A	Pacific	6 13	
			47 A	Fresno St.	6 8	61 H	Pepperdine	9 6	155 A	Pacific	6 3	
						72 H	Saint Mary's (CA)	10 9	167 H	Portland	5 4	
						72 H	Saint Mary's (CA)	4 2	167 H	Portland	2 20	
						72 H	Saint Mary's (CA)	2 0	167 H	Portland	2 1	
						73 N	Kansas St.	0 7	186 H	San Jose St.	12 6	
						73 N	Kansas St.	3 1	186 H	San Jose St.	6 3	
						73 N	Kansas St.	5 11	220 H	UC Riverside	8 2	
						78 A	Gonzaga	3 14	220 H	UC Riverside	4 3	
						78 A	Gonzaga	3 12	230 A	UC Davis	19 14	
						78 A	Gonzaga	8 15	230 A	UC Davis	2 3	
						82 H	LMU (CA)	5 6	230 H	UC Davis	2 4	
						82 H	LMU (CA)	1 2	235 H	CSU Bakersfield	3 2	
						82 H	LMU (CA)	3 2	235 H	CSU Bakersfield	12 1	
						95 A	San Diego	3 10	235 H	CSU Bakersfield	2 0	
						95 A	San Diego	10 4	279 A	Santa Clara	4 1	
									279 A	Santa Clara	10 0	
									279 A	Santa Clara	6 4	
									287 H	Rider	5 0	
									287 H	Rider	5 4	
			LAST 10 GAMES									
			230 A	UC Davis	2 3							
			32 A	BYU	9 17							
			32 A	BYU	9 1							
			32 A	BYU	3 20							
			35 H	California	5 10							

Non-Div. I Games:

San Francisco

RPI	S	Opponent	Score	
95	A	San Diego	4	6
61	H	Pepperdine	1	10
61	H	Pepperdine	4	2
61	H	Pepperdine	9	6
150	H	Sacramento St.	3	2
78	A	Gonzaga	3	12

S
a
n
F
r
a
n
c
i
s
c
o

S
a
n
F
r
a
n
c
i
s
c
o

Average RPI Win: 143		WON-LOST RECORD		WINNING PCT. RANK		LAST 10 GAMES		STRENGTH OF SCHEDULE		OPP. STRENGTH OF SCHEDULE		TEAM RPI		ADJ RPI		CONF. RPI		ADJ CONF. RPI	
DIV. I ONLY		29-24-0		.54717 116		6-4-0		154		73		115		.51528 115		8		8	
DIV. I NON-CONF.		15-8-0		.65217 68		2-1-0		216		67		99		.53055 99		9		9	
TOTALS		RPI 1-25		RPI 26-50		W-L RECORDS		RPI 51-100		RPI 101-150		RPI 150+							
29-24-0		2-1-0		1-3-0		OVERALL		3-5-0		9-11-0		14-4-0							
14-12-0		2-0-0		0-3-0		HOME		2-2-0		5-4-0		5-3-0							
14-11-0		0-1-0		1-0-0		AWAY		1-3-0		3-6-0		9-1-0							
1-1-0		0-0-0		0-0-0		NEUTRAL		0-0-0		1-1-0		0-0-0							
15-8-0		2-1-0		1-0-0		NON-CONFERENCE		1-1-0		4-4-0		7-2-0							
8-3-0		2-0-0		0-0-0		HOME		1-0-0		2-1-0		3-2-0							
6-4-0		0-1-0		1-0-		AWAY		0-1-0		1-2-0		4-0-0							
1-1-0		0-0-0		0-0-0		NEUTRAL		0-0-0		1-1-0		0-0-0							
14-16-0		0-0-0		0-3-0		CONFERENCE		2-4-0		5-7-0		7-2-0							
6-9-0		0-0-0		0-3-0		HOME		1-2-0		3-3-0		2-1-0							
8-7-0		0-0-0		0-0-0		AWAY		1-2-0		2-4-0		5-1-0							
0-0-0		0-0-0		0-0-0		NEUTRAL		0-0-0		0-0-0		0-0-0							
RPI S	Opponent	Score		RPI S	Opponent	Score		RPI S	Opponent	Score		RPI S	Opponent	Score					
12 A	UC Santa Barbara	1	2	46 A	Texas St.	4	0	56 A	San Diego St.	1	3	111 A	Air Force	3	13				
17 H	Oregon St.	7	6	47 H	Fresno St.	1	8	56 A	San Diego St.	5	8	111 A	Air Force	26	15				
17 H	Oregon St.	8	7	47 H	Fresno St.	2	8	56 A	San Diego St.	6	5	111 A	Air Force	8	14				
				47 H	Fresno St.	3	5	56 H	San Diego St.	8	7	111 H	Air Force	1	4				
								56 H	San Diego St.	2	6	111 H	Air Force	4	3				
								56 H	San Diego St.	3	11	111 H	Air Force	2	8				
								72 A	Saint Mary's (CA)	5	6	114 A	San Francisco	8	1				
								72 H	Saint Mary's (CA)	6	5	114 H	San Francisco	7	3				
												119 A	UNLV	7	6				
												119 A	UNLV	6	7				
												119 A	UNLV	5	8				
												119 H	UNLV	16	5				
												119 H	UNLV	4	7				
												119 H	UNLV	16	8				
												122 A	Grand Canyon	2	3				
												122 H	Grand Canyon	2	8				
												136 N	Missouri St.	16	4				
												149 N	Utah	3	6				
												150 A	Sacramento St.	3	4				
												150 H	Sacramento St.	6	2				
												155 H	Pacific	9	2				
												181 A	New Mexico	4	6				
												181 A	New Mexico	14	8				
												181 A	New Mexico	3	0				
												181 H	New Mexico	3	9				
												181 H	New Mexico	5	3				
												181 H	New Mexico	6	4				
LAST 10 GAMES				155 H	Pacific	9	2	47 H	Fresno St.	2	8	181 A	New Mexico	14	8				
				186 A	San Jose St.	3	2	47 H	Fresno St.	1	8	181 A	New Mexico	3	0				
				186 A	San Jose St.	3	2	47 H	Fresno St.	3	5	181 H	New Mexico	3	9				
				186 A	San Jose St.	3	1	230 H	UC Davis	7	3	181 H	New Mexico	5	3				
				150 A	Sacramento St.	3	4	111 A	Air Force	26	15	181 H	New Mexico	6	4				

Non-Div. I Games:

Nevada

RPI	S	Opponent	Score	
186	A	San Jose St.	3	2
186	A	San Jose St.	3	2
186	A	San Jose St.	3	1
202	H	Washington St.	2	16
202	H	Washington St.	8	1
202	H	Washington St.	1	3
230	A	UC Davis	5	4
230	H	UC Davis	7	3
232	A	Long Beach St.	1	0
232	A	Long Beach St.	5	3
232	A	Long Beach St.	3	2

N
e
v
a
d
a

N
e
v
a
d
a

Nevada

[illegible]

Non-Div. I Games:	Manchester	12	4	Ind.-Kokomo	12	5
--------------------------	-------------------	-----------	----------	--------------------	-----------	----------

Ball St.

RPI	S	Opponent	Score	
250	A	Charleston So.	4	12
250	N	Charleston So.	3	1
276	H	Bowling Green	3	2
276	H	Bowling Green	4	2
276	H	Bowling Green	2	1
288	H	Eastern Mich.	5	7
288	H	Eastern Mich.	11	5
288	H	Eastern Mich.	3	2
295	N	Mt. St. Mary's	12	9
297	H	Purdue Fort Wayne	11	6
297	H	Purdue Fort Wayne	12	11

Ball St.

Average RPI Win: 203		WON-LOST	WINNING	LAST 10	STRENGTH OF		OPP. STRENGTH	TEAM	ADJ	CONF.	ADJ CONF.
Average RPI Loss: 104		RECORD	PCT. RANK	GAMES	SCHEDULE		OF SCHEDULE	RPI	RPI	RPI	RPI
DIV. I ONLY		27-24-0	.52941	128	6-4-0		153	162	117	.51451	117
DIV. I NON-CONF.		10-17-0	.37037	213	1-3-0		81	96	161	.4928	161
TOTALS		RPI 1-25	RPI 26-50		W-L RECORDS		RPI 51-100		RPI 101-150		RPI 150+
27-24-0		0-6-0	0-1-0		OVERALL		2-4-0		6-4-0		19-9-0
12-7-0		0-0-0	0-0-0		HOME		1-1-0		4-3-0		7-3-0
13-17-0		0-6-0	0-1-0		AWAY		1-3-0		2-1-0		10-6-0
2-0-0		0-0-0	0-0-0		NEUTRAL		0-0-0		0-0-0		2-0-0
10-17-0		0-6-0	0-1-0		NON-CONFERENCE		1-2-0		1-3-0		8-5-0
5-5-0		0-0-0	0-0-0		HOME		1-1-0		1-3-0		3-1-0
3-12-0		0-6-0	0-0-0		AWAY		0-1-0		0-0-0		3-4-0
2-0-0		0-0-0	0-0-0		NEUTRAL		0-0-0		0-0-0		2-0-0
17-7-0		0-0-0	0-0-0		CONFERENCE		1-2-0		5-1-0		11-4-0
7-2-0		0-0-0	0-0-0		HOME		0-0-0		3-0-0		4-2-0
10-5-0		0-0-0	0-0-0		AWAY		1-2-0		2-1-0		7-2-0
0-0-0		0-0-0	0-0-0		NEUTRAL		0-0-0		0-0-0		0-0-0
RPI S	Opponent	Score	RPI S	Opponent	Score	RPI S	Opponent	Score	RPI S	Opponent	Score
4 A	East Carolina	2 6	44 A	Virginia	3 6	58 H	Wake Forest	8 6	107 H	Harvard	6 7
4 A	East Carolina	9 15				62 A	Virginia Tech	7 8	107 H	Harvard	13 7
4 A	East Carolina	3 4				62 H	Virginia Tech	6 8	107 H	Harvard	2 9
24 A	NC State	3 6				63 A	Campbell	0 7	107 H	Harvard	4 5
24 A	NC State	3 9				63 A	Campbell	6 2	123 A	Gardner-Webb	7 6
24 A	NC State	3 6				63 A	Campbell	2 6	123 A	Gardner-Webb	1 6
									123 A	Gardner-Webb	9 7
									127 H	Winthrop	13 3
									127 H	Winthrop	20 11
									127 H	Winthrop	5 4
									157 A	UAB	1 5
									157 A	UAB	8 11
									157 A	UAB	8 7
									160 A	Presbyterian	0 1
									160 A	Presbyterian	1 7
									160 A	Presbyterian	9 3
									161 A	ETSU	5 6
									173 A	Wofford	9 10
									185 A	Appalachian St.	12 6
									185 H	Appalachian St.	5 0
									225 H	UMass Lowell	6 7
									225 H	UMass Lowell	8 3
									236 H	USC Upstate	3 4
									236 H	USC Upstate	3 1
									236 H	USC Upstate	6 7
									250 A	Charleston So.	9 6
									250 A	Charleston So.	7 1
			LAST 10 GAMES								
			58 H	Wake Forest	8 6	24 A	NC State	3 9	236 H	USC Upstate	3 1
			260 A	UNC Asheville	7 4	24 A	NC State	3 6	236 H	USC Upstate	6 7
			260 A	UNC Asheville	8 2	123 A	Gardner-Webb	7 6	250 A	Charleston So.	9 6
			260 A	UNC Asheville	18 3	123 A	Gardner-Webb	1 6	250 A	Charleston So.	7 1
			24 A	NC State	3 6	123 A	Gardner-Webb	9 7			

Non-Div. I Games:

Radford

RPI	S	Opponent	Score	
250	A	Charleston So.	6	5
251	A	VMI	14	5
251	H	VMI	7	5
260	A	UNC Asheville	8	2
260	A	UNC Asheville	7	4
260	A	UNC Asheville	18	3
280	N	Bucknell	17	4
280	N	Bucknell	9	1
291	H	Longwood	10	6
291	H	Longwood	5	4
291	H	Longwood	11	6

Radford

R
a
d
f
o
r
d

R
a
d
f
o
r
d

Average RPI Win: 141		WON-LOST	WINNING	LAST 10	STRENGTH OF	OPP. STRENGTH	TEAM	ADJ	CONF.	ADJ CONF.							
Average RPI Loss: 106		RECORD	PCT. RANK	GAMES	SCHEDULE	OF SCHEDULE	RPI	RPI	RPI	RPI							
DIV. I ONLY		27-26-0	.50943	147	5-5-0	77	123	118	.51317	118	10	10					
DIV. I NON-CONF.		13-13-0	.5	143	1-2-0	21	209	106	.52521	106	8	8					
<hr/>																	
TOTALS		RPI 1-25		RPI 26-50		W-L RECORDS		RPI 51-100		RPI 101-150		RPI 150+					
27-26-0		0-1-0		3-3-0		OVERALL		7-7-0		7-11-0		10-4-0					
17-14-0		0-0-0		0-1-0		HOME		4-3-0		6-8-0		7-2-0					
10-11-0		0-0-0		3-2-0		AWAY		3-4-0		1-3-0		3-2-0					
0-1-0		0-1-0		0-0-0		NEUTRAL		0-0-0		0-0-0		0-0-0					
13-13-0		0-1-0		1-2-0		NON-CONFERENCE		4-4-0		2-4-0		6-2-0					
9-7-0		0-0-0		0-1-0		HOME		2-2-0		2-3-0		5-1-0					
4-5-0		0-0-0		1-0-		AWAY		2-2-0		0-1-0		1-1-0					
0-1-0		0-1-0		0-0-0		NEUTRAL		0-0-0		0-0-0		0-0-0					
14-13-0		0-0-0		2-1-0		CONFERENCE		3-3-0		5-7-0		4-2-0					
8-7-0		0-0-0		0-0-0		HOME		2-1-0		4-5-0		2-1-0					
6-6-0		0-0-0		2-1-0		AWAY		1-2-0		1-2-0		2-1-0					
0-0-0		0-0-0		0-0-0		NEUTRAL		0-0-0		0-0-0		0-0-0					
RPI	S	Opponent		Score		RPI	S	Opponent		Score		RPI	S	Opponent		Score	
10	N	Tennessee		2	11	40	A	Alabama		8	4	53	A	Louisiana Tech		4	3
						40	H	Alabama		3	7	53	A	Louisiana Tech		4	11
						41	A	Southern Miss.		2	12	53	A	Louisiana Tech		7	5
						46	A	Texas St.		7	8	67	H	Ga. Southern		5	4
						46	A	Texas St.		7	3	67	H	Ga. Southern		10	3
						46	A	Texas St.		7	6	67	H	Ga. Southern		3	11
												68	A	Coastal Caro.		2	4
												68	A	Coastal Caro.		10	8
												68	A	Coastal Caro.		7	9
												85	A	Samford		3	4
												85	H	Samford		5	15
												93	H	Southeastern La.		5	2
												93	H	Southeastern La.		8	3
												93	H	Southeastern La.		4	19
														129 H Louisiana		10	6
														129 H Louisiana		3	4
														129 H Louisiana		5	4
														137 H La.-Monroe		15	4
														137 H La.-Monroe		10	4
														137 H La.-Monroe		6	14
														138 H Arkansas St.		4	10
														138 H Arkansas St.		6	10
														138 H Arkansas St.		3	9
														157 A UAB		6	8
														157 H UAB		6	7
														185 H Appalachian St.		7	9
														185 H Appalachian St.		9	1
														185 H Appalachian St.		8	2
														192 H Maine		12	0
														240 A Georgia St.		5	12
														240 A Georgia St.		10	6
														240 A Georgia St.		10	5
<hr/>																	
LAST 10 GAMES																	
						41	A	Southern Miss.		2	12	67	H	Ga. Southern		3	11
						137	H	La.-Monroe		10	4	67	H	Ga. Southern		5	4
						137	H	La.-Monroe		6	14	67	H	Ga. Southern		10	3
						137	H	La.-Monroe		15	4	268	A	Alabama St.		20	5
						40	H	Alabama		3	7	109	A	Little Rock		3	4

Non-Div. I Games:

Troy

RPI	S	Opponent	Score	
243	H	North Ala.	6	2
243	H	North Ala.	3	1
243	H	North Ala.	5	0
268	A	Alabama St.	20	5
268	H	Alabama St.	8	7

Troy

T
r
o
y

T
r
o
y

RPI	S	Opponent	Score	
220	H	UC Riverside	12	7
220	H	UC Riverside	11	7
235	H	CSU Bakersfield	6	1
272	H	Seattle U	0	4
272	H	Seattle U	11	10
272	H	Seattle U	8	5

U
N
L
V

U
N
L
V

UNLV

Average RPI Win:		177	WON-LOST RECORD		WINNING PCT. RANK		LAST 10 GAMES		STRENGTH OF SCHEDULE		OPP. STRENGTH OF SCHEDULE		TEAM RPI		ADJ RPI		CONF. RPI		ADJ CONF. RPI					
DIV. I ONLY			31-21-0		.59615		72		9-1-0		172		151		120		.5123		120		18		18	
DIV. I NON-CONF.			12-13-0		.48		158		3-0-0		143		41		157		.49398		157		20		20	
TOTALS		RPI 1-25		RPI 26-50		W-L RECORDS		RPI 51-100		RPI 101-150		RPI 150+												
31-21-0		2-2-0		0-2-0		OVERALL		3-5-0		2-0-0		24-12-0												
20-11-0		1-1-0		0-1-0		HOME		2-2-0		1-0-0		16-7-0												
11-10-0		1-1-0		0-1-0		AWAY		1-3-0		1-0-0		8-5-0												
0-0-0		0-0-0		0-0-0		NEUTRAL		0-0-0		0-0-0		0-0-0												
12-13-0		2-2-0		0-2-0		NON-CONFERENCE		1-4-0		2-0-0		7-5-0												
8-8-0		1-1-0		0-1-0		HOME		0-1-0		1-0-0		6-5-0												
4-5-0		1-1-0		0-0-		AWAY		1-3-0		1-0-0		1-0-0												
0-0-0		0-0-0		0-0-0		NEUTRAL		0-0-0		0-0-0		0-0-0												
19-8-0		0-0-0		0-0-0		CONFERENCE		2-1-0		0-0-0		17-7-0												
12-3-0		0-0-0		0-0-0		HOME		2-1-0		0-0-0		10-2-0												
7-5-0		0-0-0		0-0-0		AWAY		0-0-0		0-0-0		7-5-0												
0-0-0		0-0-0		0-0-0		NEUTRAL		0-0-0		0-0-0		0-0-0												
RPI	S	Opponent		Score		RPI	S	Opponent		Score		RPI	S	Opponent		Score								
5	A	Georgia		1	5	40	A	Alabama		2	13	74	A	Jacksonville		1	2							
5	H	Georgia		9	8	40	H	Alabama		3	6	74	A	Jacksonville		2	5							
20	A	Auburn		11	6							74	A	Jacksonville		7	16							
20	H	Auburn		2	14							85	A	Samford		11	5							
												85	H	Samford		3	5							
												92	H	Morehead St.		11	3							
												92	H	Morehead St.		6	2							
												92	H	Morehead St.		0	5							
												168	H	FIU		2	5							
												168	H	FIU		3	1							
												168	H	FIU		1	2							
												175	A	Murray St.		7	8							
												175	A	Murray St.		4	2							
												175	A	Murray St.		8	9							
												195	H	Purdue		5	9							
												195	H	Purdue		3	0							
												195	H	Purdue		4	0							
												198	A	UT Martin		2	4							
												198	A	UT Martin		4	2							
												198	A	UT Martin		20	2							
												199	A	Eastern Ky.		6	5							
												199	A	Eastern Ky.		18	3							
												199	A	Eastern Ky.		5	7							
												200	H	Belmont		1	7							
												200	H	Belmont		9	4							
												200	H	Belmont		9	0							
												222	H	Tennessee Tech		8	7							
												222	H	Tennessee Tech		5	3							

Non-Div. I Games:

Jacksonville St.

RPI	S	Opponent	Score	
222	H	Tennessee Tech	12	10
241	H	SIUE	4	3
241	H	SIUE	6	2
241	H	SIUE	3	2
243	H	North Ala.	1	2
243	H	North Ala.	14	1
243	H	North Ala.	12	10
255	A	Southeast Mo. St.	8	9
255	A	Southeast Mo. St.	4	3
255	A	Southeast Mo. St.	8	7
268	H	Alabama St.	5	9

Jacksonville St.

J
a
c
k
s
o
n
v
i
l
l
e
s
t
.

J
a
c
k
s
o
n
v
i
l
l
e
s
t
.

Average RPI Win: 185		WON-LOST	WINNING	LAST 10	STRENGTH OF		OPP. STRENGTH	TEAM	ADJ	CONF.	ADJ CONF.
Average RPI Loss: 135		RECORD	PCT. RANK	GAMES	SCHEDULE		OF SCHEDULE	RPI	RPI	RPI	RPI
DIV. I ONLY		27-21-0	.5625	104	4-6-0		182	186	121	.51186	121
DIV. I NON-CONF.		21-12-0	.63636	74	3-2-0		175	213	76	.53783	76
TOTALS		RPI 1-25	RPI 26-50		W-L RECORDS		RPI 51-100		RPI 101-150		RPI 150+
27-21-0		1-5-0	0-0-0		OVERALL		6-6-0		3-0-0		17-10-0
17-4-0		0-0-0	0-0-0		HOME		4-2-0		3-0-0		10-2-0
9-17-0		1-5-0	0-0-0		AWAY		2-4-0		0-0-0		6-8-0
1-0-0		0-0-0	0-0-0		NEUTRAL		0-0-0		0-0-0		1-0-0
21-12-0		0-3-0	0-0-0		NON-CONFERENCE		5-4-0		3-0-0		13-5-0
15-1-0		0-0-0	0-0-0		HOME		3-0-0		3-0-0		9-1-0
6-11-0		0-3-0	0-0-		AWAY		2-4-0		0-0-0		4-4-0
0-0-0		0-0-0	0-0-0		NEUTRAL		0-0-0		0-0-0		0-0-0
6-9-0		1-2-0	0-0-0		CONFERENCE		1-2-0		0-0-0		4-5-0
2-3-0		0-0-0	0-0-0		HOME		1-2-0		0-0-0		1-1-0
3-6-0		1-2-0	0-0-0		AWAY		0-0-0		0-0-0		2-4-0
1-0-0		0-0-0	0-0-0		NEUTRAL		0-0-0		0-0-0		1-0-0
RPI S	Opponent	Score	RPI S	Opponent	Score	RPI S	Opponent	Score	RPI S	Opponent	Score
2 A	UCLA	2 3				52 A	UC Irvine	0 3	131 H	Stony Brook	6 3
2 A	UCLA	0 9				52 A	UC Irvine	4 3	132 H	Marist	7 3
2 A	UCLA	1 11				52 A	UC Irvine	0 3	144 H	Columbia	22 7
23 A	Creighton	0 11				69 H	Xavier	8 11	177 A	Western Caro.	5 2
23 A	Creighton	6 4				69 H	Xavier	9 8	177 A	Western Caro.	4 13
23 A	Creighton	2 4				69 H	Xavier	1 8	188 A	CSUN	9 11
						75 H	Kansas	1 0	194 A	Saint Louis	16 3
						75 H	Kansas	3 1	194 A	Saint Louis	6 2
						75 H	Kansas	11 3	196 A	Fairfield	3 4
						95 A	San Diego	7 5	204 H	Hofstra	9 0
						95 A	San Diego	1 2	204 H	Hofstra	9 1
						95 A	San Diego	3 9	214 H	Albany (NY)	5 4
									230 H	Princeton	4 2
									230 H	Princeton	1 3
									242 A	Butler	5 4
									242 A	Butler	7 11
									242 A	Butler	4 1
									245 A	Georgetown	1 4
									245 A	Georgetown	1 2
									245 A	Georgetown	3 4
									247 H	LIU Brooklyn	11 10
									261 H	Wagner	6 5
						230 H	Princeton	1 3	282 A	Iona	7 1
						230 H	Princeton	4 5	282 H	Iona	6 1
						282 H	Iona	6 1	283 H	Villanova	1 5
						245 A	Georgetown	1 4	283 H	Villanova	3 1
						245 A	Georgetown	1 2	283 N	Villanova	24 6
LAST 10 GAMES											
					23 A	Creighton	2 4				
					23 A	Creighton	6 4				
					23 A	Creighton	0 11				
					261 H	Wagner	6 5				
					230 H	Princeton	4 2				

Non-Div. I Games:

St. John's (NY)

RPI	S	Opponent	Score	
290	A	Fairleigh Dickinson	4	5
290	H	Fairleigh Dickinson	11	4
299	H	Saint Peter's	7	5

St. John's (NY)

S
t
.
J
o
h
n
'
s
(
N
Y
)

S
t
.
J
o
h
n
'
s
(
N
Y
)

Average RPI Win: 185		WON-LOST	WINNING	LAST 10	STRENGTH OF		OPP. STRENGTH	TEAM	ADJ	CONF.	ADJ CONF.		
Average RPI Loss: 92		RECORD	PCT. RANK	GAMES	SCHEDULE		OF SCHEDULE	RPI	RPI	RPI	RPI		
DIV. I ONLY		32-20-0	.61538	59	8-2-0		214	111	122	.51011	122	23	23
DIV. I NON-CONF.		15-13-0	.53571	130	2-2-0		133	4	113	.52144	113	25	25
<hr/>													
TOTALS		RPI 1-25	RPI 26-50		W-L RECORDS		RPI 51-100		RPI 101-150		RPI 150+		
32-20-0		0-4-0	0-0-0		OVERALL		8-9-0		7-5-0		17-2-0		
18-12-0		0-4-0	0-0-0		HOME		4-5-0		5-2-0		9-1-0		
14-7-0		0-0-0	0-0-0		AWAY		4-3-0		2-3-0		8-1-0		
0-1-0		0-0-0	0-0-0		NEUTRAL		0-1-0		0-0-0		0-0-0		
15-13-0		0-4-0	0-0-0		NON-CONFERENCE		8-6-0		5-1-0		2-2-0		
8-7-0		0-4-0	0-0-0		HOME		4-2-0		4-0-0		0-1-0		
7-5-0		0-0-0	0-0-		AWAY		4-3-0		1-1-0		2-1-0		
0-1-0		0-0-0	0-0-0		NEUTRAL		0-1-0		0-0-0		0-0-0		
17-7-0		0-0-0	0-0-0		CONFERENCE		0-3-0		2-4-0		15-0-0		
10-5-0		0-0-0	0-0-0		HOME		0-3-0		1-2-0		9-0-0		
7-2-0		0-0-0	0-0-0		AWAY		0-0-0		1-2-0		6-0-0		
0-0-0		0-0-0	0-0-0		NEUTRAL		0-0-0		0-0-0		0-0-0		
RPI S	Opponent	Score	RPI S	Opponent	Score	RPI S	Opponent	Score	RPI S	Opponent	Score		
14 H	Stanford	4 14				55 A	Arizona	11 9	102 A	New Mexico St.	2 9		
22 H	Illinois	2 5				55 H	Arizona	13 14	102 A	New Mexico St.	4 9		
22 H	Illinois	2 9				69 H	Xavier	7 2	102 A	New Mexico St.	7 4		
22 H	Illinois	3 6				69 H	Xavier	6 0	110 A	Cal St. Fullerton	3 11		
						69 H	Xavier	3 7	115 A	Nevada	8 2		
						69 H	Xavier	25 18	115 H	Nevada	3 2		
						77 A	TCU	9 17	116 H	Ball St.	12 2		
						77 A	TCU	4 1	119 H	UNLV	11 5		
						77 A	TCU	5 6	142 H	California Baptist	0 8		
						84 A	Southern California	1 7	142 H	California Baptist	1 4		
						84 A	Southern California	4 2	142 H	California Baptist	3 0		
						84 A	Southern California	7 3	149 H	Utah	11 2		
						98 H	Wichita St.	9 1	181 A	New Mexico	9 7		
						98 N	Wichita St.	7 8	181 A	New Mexico	8 9		
						100 H	UTRGV	5 8	220 A	UC Riverside	10 7		
						100 H	UTRGV	7 9	220 H	UC Riverside	3 5		
						100 H	UTRGV	2 3	235 H	CSU Bakersfield	6 4		
									235 H	CSU Bakersfield	12 2		
									235 H	CSU Bakersfield	6 3		
									270 A	Utah Valley	9 4		
									270 A	Utah Valley	11 4		
									270 A	Utah Valley	14 4		
						220 A	UC Riverside	10 7	272 H	Seattle U	5 4		
						235 H	CSU Bakersfield	12 2	272 H	Seattle U	6 0		
						235 H	CSU Bakersfield	6 4	272 H	Seattle U	14 4		
						286 H	Northern Colo.	5 4	285 A	Chicago St.	7 0		
						286 H	Northern Colo.	11 1	285 A	Chicago St.	10 1		
						110 A	Cal St. Fullerton	3 11					
						220 A	UC Riverside	10 7					
						235 H	CSU Bakersfield	6 3					
						235 H	CSU Bakersfield	12 2					
						235 H	CSU Bakersfield	6 4					
						181 A	New Mexico	9 7					
						181 A	New Mexico	8 9					

Non-Div. I Games:

Grand Canyon

RPI	S	Opponent	Score	
285	A	Chicago St.	3	0
286	H	Northern Colo.	11	1
286	H	Northern Colo.	5	4
286	H	Northern Colo.	13	2

Grand Canyon

G
r
a
n
d
C
a
n
y
o
n

G
r
a
n
d
C
a
n
y
o
n

Average RPI Win: 164		WON-LOST	WINNING	LAST 10	STRENGTH OF		OPP. STRENGTH	TEAM	ADJ	CONF.	ADJ CONF.						
Average RPI Loss: 146		RECORD	PCT. RANK	GAMES	SCHEDULE		OF SCHEDULE	RPI	RPI	RPI	RPI						
DIV. I ONLY		22-23-0	.48889	164	5-5-0		126	173	123	.50937	123	21	21				
DIV. I NON-CONF.		10-11-0	.47619	162	1-3-0		56	122	94	.53145	93	18	18				
<hr/>																	
TOTALS		RPI 1-25		RPI 26-50		W-L RECORDS		RPI 51-100		RPI 101-150		RPI 150+					
22-23-0		0-2-0		1-1-0		OVERALL		2-3-0		5-4-0		14-13-0					
8-8-0		0-0-0		1-0-0		HOME		1-2-0		4-2-0		2-4-0					
14-14-0		0-2-0		0-1-0		AWAY		1-0-0		1-2-0		12-9-0					
0-1-0		0-0-0		0-0-0		NEUTRAL		0-1-0		0-0-0		0-0-0					
<hr/>																	
10-11-0		0-2-0		1-1-0		NON-CONFERENCE		1-1-0		3-0-0		5-7-0					
5-2-0		0-0-0		1-0-0		HOME		0-0-0		3-0-0		1-2-0					
5-8-0		0-2-0		0-0-		AWAY		1-0-0		0-0-0		4-5-0					
0-1-0		0-0-0		0-0-0		NEUTRAL		0-1-0		0-0-0		0-0-0					
<hr/>																	
12-12-0		0-0-0		0-0-0		CONFERENCE		1-2-0		2-4-0		9-6-0					
3-6-0		0-0-0		0-0-0		HOME		1-2-0		1-2-0		1-2-0					
9-6-0		0-0-0		0-0-0		AWAY		0-0-0		1-2-0		8-4-0					
0-0-0		0-0-0		0-0-0		NEUTRAL		0-0-0		0-0-0		0-0-0					
<hr/>																	
RPI	S	Opponent		Score		RPI	S	Opponent		Score		RPI	S	Opponent		Score	
10	A	Tennessee		0	5	38	A	Clemson		2	10	58	N	Wake Forest		7	9
19	A	North Carolina		8	18	38	H	Clemson		9	7	63	H	Campbell		9	8
												63	H	Campbell		5	10
												63	H	Campbell		3	11
												76	A	South Carolina		10	2
											</						

Non-Div. I Games: Limestone 11 9

Gardner-Webb

RPI	S	Opponent	Score	
236	A	USC Upstate	7	6
236	A	USC Upstate	19	11
236	A	USC Upstate	9	7
250	A	Charleston So.	3	10
250	A	Charleston So.	8	3
250	A	Charleston So.	6	8
291	H	Longwood	2	3
291	H	Longwood	7	9
291	H	Longwood	9	5

Gardner-Webb

G
a
r
d
n
e
r
-
W
e
b
b

G
a
r
d
n
e
r
-
W
e
b
b

RPI	S	Opponent	Score	
247	H	LIU Brooklyn	10	0
247	H	LIU Brooklyn	10	1
248	H	Towson	6	3
248	H	Towson	5	2
248	H	Towson	20	3
258	H	Siena	8	0
258	H	Siena	17	6
258	H	Siena	1	2
258	H	Siena	18	8
267	H	Bethune-Cookman	12	5
267	H	Bethune-Cookman	3	6
267	H	Bethune-Cookman	23	3

FGCU

F
G
C
U

F
G
C
U

Average RPI Win: 112		WON-LOST RECORD	WINNING PCT. RANK	LAST 10 GAMES	STRENGTH OF SCHEDULE	OPP. STRENGTH OF SCHEDULE	TEAM RPI	ADJ RPI	CONF. RPI	ADJ CONF. RPI													
Average RPI Loss: 87																							
DIV. I ONLY		24-28-0	.46154	187	5-5-0	60	57	125	.50842	125	11	11											
DIV. I NON-CONF.		10-15-0	.4	198	1-1-0	35	14	143	.50094	143	11	11											
<hr/>																							
TOTALS		RPI 1-25		RPI 26-50		W-L RECORDS		RPI 51-100		RPI 101-150		RPI 150+											
24-28-0		0-1-0		6-10-0		OVERALL		8-7-0		3-3-0		7-7-0											
15-16-0		0-0-0		3-5-0		HOME		3-6-0		3-3-0		6-2-0											
6-11-0		0-1-0		1-4-0		AWAY		4-1-0		0-0-0		1-5-0											
3-1-0		0-0-0		2-1-0		NEUTRAL		1-0-0		0-0-0		0-0-0											
10-15-0		0-1-0		4-6-0		NON-CONFERENCE		2-7-0		2-1-0		2-0-0											
5-11-0		0-0-0		1-4-0		HOME		0-6-0		2-1-0		2-0-0											
2-3-0		0-1-0		1-0-		AWAY		1-1-0		0-0-0		0-0-0											
3-1-0		0-0-0		2-1-0		NEUTRAL		1-0-0		0-0-0		0-0-0											
14-13-0		0-0-0		2-4-0		CONFERENCE		6-0-0		1-2-0		5-7-0											
10-5-0		0-0-0		2-1-0		HOME		3-0-0		1-2-0		4-2-0											
4-8-0		0-0-0		0-3-0		AWAY		3-0-0		0-0-0		1-5-0											
0-0-0		0-0-0		0-0-0		NEUTRAL		0-0-0		0-0-0		0-0-0											
RPI	S	Opponent		Score		RPI	S	Opponent		Score		RPI	S	Opponent		Score							
13	A	Texas A&M		3	8	27	N	Baylor		6	3	52	H	UC Irvine		5	11	135	H	UTSA		8	6
						36	A	Fla. Atlantic		2	4	52	H	UC Irvine		0	7	135	H	UTSA		3	9
						36	A	Fla. Atlantic		4	12	52	H	UC Irvine		4	11	135	H	UTSA		2	4
						36	A	Fla. Atlantic		7	12	53	H	Louisiana Tech		3	2	143	H	Rhode Island		1	2
						39	A	Houston		5	3	53	H	Louisiana Tech		4	2	143	H	Rhode Island		7	6
						39	H	Houston		2	8	53	H	Louisiana Tech		3	1	143	H	Rhode Island		15	3
						39	N	Houston		2	1	54	A	Texas		1	3	156	A	Western Ky.		5	9
						41	H	Southern Miss.		7	2	54	H	Texas		4	11	156	A	Western Ky.		4	6
						41	H	Southern Miss.		3	6	55	H	Arizona		5	16	156	A	Western Ky.		3	6
						41	H	Southern Miss.		4	0	64	A	Sam Houston St.		11	5	168	H	FIU		8	5
						44	H	Oklahoma		0	6	64	H	Sam Houston St.		9	10	168	H	FIU		7	13
						44	H	Oklahoma		8	17	66	A	Old Dominion		11	2	168	H	FIU		2	5
						44	H	Oklahoma		8	1	66	A	Old Dominion		3	1	201	A	Charlotte		19	4
						46	A	Texas St.		6	7	66	A	Old Dominion		14	10	201	A	Charlotte		5	6
						46	H	Texas St.		0	5	77	N	TCU		12	2	201	A	Charlotte		0	4
						46	N	Texas St.		0	1							209	H	Lamar University		12	5
																		220	H	Middle Tenn.		7	5
																		220	H	Middle Tenn.		7	2
																		220	H	Middle Tenn.		10	4
																		294	H	Prairie View		25	5
<hr/>																							
LAST 10 GAMES																							
						39	N	Houston		2	1	156	A	Western Ky.		5	9						
						41	H	Southern Miss.		7	2	156	A	Western Ky.		3	6						
						41	H	Southern Miss.		4	0	39	H	Houston		2	8						
						41	H	Southern Miss.		3	6	53	H	Louisiana Tech		3	2						
						156	A	Western Ky.		4	6	53	H	Louisiana Tech		4	2						

Non-Div. I Games:

Rice

Average RPI Win: 199		WON-LOST	WINNING	LAST 10	STRENGTH OF		OPP. STRENGTH	TEAM	ADJ	CONF.	ADJ CONF.
Average RPI Loss: 127		RECORD	PCT. RANK	GAMES	SCHEDULE		OF SCHEDULE	RPI	RPI	RPI	RPI
DIV. I ONLY		26-22-0	.54167	118	7-3-0		180	197	126	.50835	126
DIV. I NON-CONF.		12-14-0	.46154	167	1-1-0		165	80	130	.50901	130
TOTALS		RPI 1-25	RPI 26-50		W-L RECORDS		RPI 51-100		RPI 101-150		RPI 150+
26-22-0	0-4-0	1-3-0		OVERALL		0-2-0		6-5-0		19-8-0	
14-5-0	0-0-0	0-0-0		HOME		0-1-0		6-3-0		8-1-0	
11-16-0	0-3-0	1-3-0		AWAY		0-1-0		0-2-0		10-7-0	
1-1-0	0-1-0	0-0-0		NEUTRAL		0-0-0		0-0-0		1-0-0	
12-14-0	0-4-0	1-3-0		NON-CONFERENCE		0-2-0		3-1-0		8-4-0	
6-1-0	0-0-0	0-0-0		HOME		0-1-0		3-0-0		3-0-0	
5-12-0	0-3-0	1-0-		AWAY		0-1-0		0-1-0		4-4-0	
1-1-0	0-1-0	0-0-0		NEUTRAL		0-0-0		0-0-0		1-0-0	
14-8-0	0-0-0	0-0-0		CONFERENCE		0-0-0		3-4-0		11-4-0	
8-4-0	0-0-0	0-0-0		HOME		0-0-0		3-3-0		5-1-0	
6-4-0	0-0-0	0-0-0		AWAY		0-0-0		0-1-0		6-3-0	
0-0-0	0-0-0	0-0-0		NEUTRAL		0-0-0		0-0-0		0-0-0	
RPI S	Opponent	Score	RPI S	Opponent	Score	RPI S	Opponent	Score	RPI S	Opponent	Score
18 A	West Virginia	2 6	26 A	DBU	0 3	68 A	Coastal Caro.	2 8	104 H	Northwestern	11 5
18 A	West Virginia	7 9	26 A	DBU	4 8	81 H	Wright St.	5 7	104 H	Northwestern	12 1
18 A	West Virginia	4 8	26 A	DBU	1 8				113 H	Central Mich.	12 4
24 N	NC State	2 3	28 A	Indiana	9 8				113 H	Central Mich.	4 7
									113 H	Central Mich.	10 4
									116 A	Ball St.	8 9
									146 A	Dayton	5 12
									146 H	Dayton	9 6
									147 H	Miami (OH)	2 3
									147 H	Miami (OH)	12 2
									147 H	Miami (OH)	1 5
									162 N	Michigan St.	12 2
									184 A	Canisius	2 13
									184 H	Canisius	10 1
									197 A	Pittsburgh	6 4
									197 H	Pittsburgh	9 8
									201 A	Charlotte	5 3
									201 A	Charlotte	0 1
									201 A	Charlotte	2 7
									212 H	Western Mich.	15 3
									212 H	Western Mich.	9 5
									212 H	Western Mich.	1 11
									228 A	Northern Ill.	11 17
									228 A	Northern Ill.	11 10
									228 A	Northern Ill.	10 3
									238 A	Ohio	18 11
									238 A	Ohio	12 3
			LAST 10 GAMES								
			81 H	Wright St.	5 7	259 H	Toledo	11 5			
			276 A	Bowling Green	4 3	259 H	Toledo	6 3			
			276 A	Bowling Green	2 6	146 H	Dayton	9 6			
			276 A	Bowling Green	18 9	238 A	Ohio	0 1			
			259 H	Toledo	5 2	238 A	Ohio	18 11			

Non-Div. I Games: Malone 14 6

Kent St.

RPI	S	Opponent	Score	
238	A	Ohio	0	1
250	A	Charleston So.	9	1
259	H	Toledo	11	5
259	H	Toledo	5	2
259	H	Toledo	6	3
275	A	The Citadel	11	2
276	A	Bowling Green	18	9
276	A	Bowling Green	2	6
276	A	Bowling Green	4	3
277	A	Youngstown St.	3	4
277	H	Youngstown St.	10	5

Kent St.

K
e
n
t
S
t
.

K
e
n
t
S
t
.

Winthrop

RPI	S	Opponent	Score	
259	H	Toledo	4	5
259	H	Toledo	17	3
260	A	UNC Asheville	4	3
260	A	UNC Asheville	9	1
260	A	UNC Asheville	2	12
275	A	The Citadel	4	1
275	H	The Citadel	8	1
291	A	Longwood	10	3
291	A	Longwood	12	4
291	A	Longwood	9	3

Winthrop

W
i
n
t
h
r
o
p

W
i
n
t
h
r
o
p

Average RPI Win: 149		WON-LOST RECORD		WINNING PCT. RANK		LAST 10 GAMES		STRENGTH OF SCHEDULE		OPP. STRENGTH OF SCHEDULE		TEAM RPI		ADJ RPI		CONF. RPI		ADJ CONF. RPI	
DIV. I ONLY		26-24-0		.52 137		5-5-0		103		83		128		.50779 128		5		5	
DIV. I NON-CONF.		17-13-0		.56667 110		2-1-0		172		175		147		.49922 147		5		5	
TOTALS		RPI 1-25		RPI 26-50		W-L RECORDS		RPI 51-100		RPI 101-150		RPI 150+							
26-24-0		0-2-0		5-9-0		OVERALL		4-4-0		3-2-0		14-7-0							
19-13-0		0-0-0		3-4-0		HOME		3-2-0		2-2-0		11-5-0							
7-11-0		0-2-0		2-5-0		AWAY		1-2-0		1-0-0		3-2-0							
0-0-0		0-0-0		0-0-0		NEUTRAL		0-0-0		0-0-0		0-0-0							
17-13-0		0-2-0		1-4-0		NON-CONFERENCE		0-0-0		2-0-0		14-7-0							
13-8-0		0-0-0		1-3-0		HOME		0-0-0		1-0-0		11-5-0							
4-5-0		0-2-0		0-0-0		AWAY		0-0-0		1-0-0		3-2-0							
0-0-0		0-0-0		0-0-0		NEUTRAL		0-0-0		0-0-0		0-0-0							
9-11-0		0-0-0		4-5-0		CONFERENCE		4-4-0		1-2-0		0-0-0							
6-5-0		0-0-0		2-1-0		HOME		3-2-0		1-2-0		0-0-0							
3-6-0		0-0-0		2-4-0		AWAY		1-2-0		0-0-0		0-0-0							
0-0-0		0-0-0		0-0-0		NEUTRAL		0-0-0		0-0-0		0-0-0							
RPI S	Opponent	Score		RPI S	Opponent	Score		RPI S	Opponent	Score		RPI S	Opponent	Score					
3 A	Mississippi St.	9	10	28 H	Indiana	0	6	86 H	Tulane	11	8	105 H	Cincinnati	2	4				
6 A	Arkansas	3	10	28 H	Indiana	1	6	86 H	Tulane	5	20	105 H	Cincinnati	11	4				
				28 H	Indiana	6	3	98 A	Wichita St.	6	3	105 H	Cincinnati	4	7				
				29 A	Ole Miss	2	5	98 A	Wichita St.	4	8	138 A	Arkansas St.	7	4				
				29 H	Ole Miss	6	9	98 A	Wichita St.	3	7	138 H	Arkansas St.	11	9				
				31 A	UConn	2	4	99 H	South Fla.	9	3	154 A	Lipscomb	2	3				
				31 A	UConn	7	1	99 H	South Fla.	1	0	156 A	Western Ky.	10	4				
				31 A	UConn	1	3	99 H	South Fla.	7	10	156 A	Western Ky.	9	6				
				39 H	Houston	6	4					156 A	Western Ky.	12	4				
				39 H	Houston	7	3					166 H	Southern Ill.	1	2				
				39 H	Houston	3	4					166 H	Southern Ill.	7	2				
				43 A	UCF	11	12					175 H	Murray St.	6	10				
				43 A	UCF	12	7					178 H	UNCW	7	4				
				43 A	UCF	6	7					178 H	UNCW	6	15				
				LAST 10 GAMES															
				105 H	Cincinnati	2	4	99 H	South Fla.	9	3	243 H	North Ala.	3	2				
				105 H	Cincinnati	11	4	99 H	South Fla.	1	0	243 H	North Ala.	18	11				
				105 H	Cincinnati	4	7	99 H	South Fla.	7	10	255 A	Southeast Mo. St.	6	7				
				3 A	Mississippi St.	9	10	138 H	Arkansas St.	11	9	292 H	Ark.-Pine Bluff	11	10				
				292 H	Ark.-Pine Bluff	11	10	43 A	UCF	6	7	296 H	Mississippi Val.	8	1				

Non-Div. I Games:

Memphis

Average RPI Win:		113	WON-LOST RECORD		WINNING PCT. RANK		LAST 10 GAMES		STRENGTH OF SCHEDULE		OPP. STRENGTH OF SCHEDULE		TEAM RPI		ADJ RPI		CONF. RPI		ADJ CONF. RPI				
DIV. I ONLY			25-28-0		.4717 178		5-5-0		82		52		129		.50699 129		10		10				
DIV. I NON-CONF.			12-14-0		.46154 167		0-1-0		45		9		117		.5165 117		8		8				
TOTALS		RPI 1-25		RPI 26-50		W-L RECORDS		RPI 51-100		RPI 101-150		RPI 150+											
25-28-0		1-0-0		1-4-0		OVERALL		11-16-0		7-5-0		5-3-0											
16-15-0		0-0-0		1-3-0		HOME		8-7-0		3-2-0		4-3-0											
8-13-0		0-0-0		0-1-0		AWAY		3-9-0		4-3-0		1-0-0											
1-0-0		1-0-0		0-0-0		NEUTRAL		0-0-0		0-0-0		0-0-0											
12-14-0		1-0-0		1-1-0		NON-CONFERENCE		7-11-0		2-1-0		1-1-0											
8-8-0		0-0-0		1-0-0		HOME		6-6-0		1-1-0		0-1-0											
3-6-0		0-0-0		0-0-		AWAY		1-5-0		1-0-0		1-0-0											
1-0-0		1-0-0		0-0-0		NEUTRAL		0-0-0		0-0-0		0-0-0											
13-14-0		0-0-0		0-3-0		CONFERENCE		4-5-0		5-4-0		4-2-0											
8-7-0		0-0-0		0-3-0		HOME		2-1-0		2-1-0		4-2-0											
5-7-0		0-0-0		0-0-0		AWAY		2-4-0		3-3-0		0-0-0											
0-0-0		0-0-0		0-0-0		NEUTRAL		0-0-0		0-0-0		0-0-0											
RPI	S	Opponent		Score		RPI	S	Opponent		Score		RPI	S	Opponent		Score							
21	N	LSU		6 5		41	A	Southern Miss.		6 7		53	A	Louisiana Tech		2 3		101	A	McNeese		16 10	
						41	H	Southern Miss.		6 5		53	H	Louisiana Tech		3 11		101	H	McNeese		3 6	
						46	H	Texas St.		2 3		54	H	Texas		1 3		109	A	Little Rock		4 2	
						46	H	Texas St.		8 10		54	H	Texas		5 6		109	A	Little Rock		1 4	
						46	H	Texas St.		9 13		54	H	Texas		8 6		109	A	Little Rock		16 10	
												64	A	Sam Houston St.		5 7		112	H	Northwestern St.		8 3	
												64	A	Sam Houston St.		8 9		118	A	Troy		4 5	
												64	A	Sam Houston St.		2 9		118	A	Troy		6 10	
												68	A	Coastal Caro.		9 7		118	A	Troy		4 3	
												68	A	Coastal Caro.		9 11		138	H	Arkansas St.		6 12	
												68	A	Coastal Caro.		10 0		138	H	Arkansas St.		14 5	
												80	H	Maryland		2 4		138	H	Arkansas St.		6 1	
												80	H	Maryland		2 1		152	H	New Orleans		3 10	
												80	H	Maryland		4 3		172	A	Nicholls St.		3 1	
												82	H	LMU (CA)		1 4		185	H	Appalachian St.		7 4	
												82	H	LMU (CA)		3 7		185	H	Appalachian St.		5 6	
												82	H	LMU (CA)		5 0		185	H	Appalachian St.		5 6	
												83	H	South Alabama		2 9		240	H	Georgia St.		2 0	
												83	H	South Alabama		8 4		240	H	Georgia St.		16 6	
												83	H	South Alabama		4 1		240	H	Georgia St.		11 5	
						LAST 10 GAMES																	
						240 H Georgia St.						11 5											
						240 H Georgia St.						16 6											
						240 H Georgia St.						2 0											
						68 A Coastal Caro.						9 11											
						68 A Coastal Caro.						9 7											

Non-Div. I Games:

Louisiana

RPI	S	Opponent	Score	
86	A	Tulane	3	7
86	H	Tulane	7	6
88	A	UT Arlington	5	9
88	A	UT Arlington	3	7
88	A	UT Arlington	8	9
93	A	Southeastern La.	9	8
93	H	Southeastern La.	8	2
68	A	Coastal Caro.	10	0
46	H	Texas St.	8	10
46	H	Texas St.	2	3
46	H	Texas St.	9	13
41	A	Southern Miss.	6	7

L
o
u
i
s
i
a
n
a

L
o
u
i
s
i
a
n
a

Average RPI Win:		181	WON-LOST RECORD		WINNING PCT. RANK		LAST 10 GAMES		STRENGTH OF SCHEDULE		OPP. STRENGTH OF SCHEDULE		TEAM RPI		ADJ RPI		CONF. RPI		ADJ CONF. RPI	
DIV. I ONLY			18-24-0		.42857 208		5-5-0		79		228		130		.50687 130		20		19	
DIV. I NON-CONF.			10-13-0		.43478 184		2-1-0		95		242		118		.51552 118		22		22	
TOTALS		RPI 1-25		RPI 26-50		W-L RECORDS		RPI 51-100		RPI 101-150		RPI 150+								
18-24-0		0-0-0		0-1-0		OVERALL		2-6-0		3-5-0		13-12-0								
7-4-0		0-0-0		0-1-0		HOME		0-0-0		0-0-0		7-3-0								
9-19-0		0-0-0		0-0-0		AWAY		2-6-0		2-5-0		5-8-0								
2-1-0		0-0-0		0-0-0		NEUTRAL		0-0-0		1-0-0		1-1-0								
10-13-0		0-0-0		0-1-0		NON-CONFERENCE		2-3-0		2-1-0		6-8-0								
2-1-0		0-0-0		0-1-0		HOME		0-0-0		0-0-0		2-0-0								
6-11-0		0-0-0		0-0-		AWAY		2-3-0		1-1-0		3-7-0								
2-1-0		0-0-0		0-0-0		NEUTRAL		0-0-0		1-0-0		1-1-0								
8-11-0		0-0-0		0-0-0		CONFERENCE		0-3-0		1-4-0		7-4-0								
5-3-0		0-0-0		0-0-0		HOME		0-0-0		0-0-0		5-3-0								
3-8-0		0-0-0		0-0-0		AWAY		0-3-0		1-4-0		2-1-0								
0-0-0		0-0-0		0-0-0		NEUTRAL		0-0-0		0-0-0		0-0-0								
RPI	S	Opponent		Score	RPI	S	Opponent		Score	RPI	S	Opponent		Score	RPI	S	Opponent		Score	
					31	H	UConn		7 10	59	A	VCU		1 3	107	N	Harvard		10 9	
										59	A	VCU		2 7	141	A	Navy		3 0	
										59	A	VCU		2 5	141	A	Navy		4 12	
										60	A	Boston College		6 2	143	A	Rhode Island		3 8	
										96	A	Incarnate Word		4 19	143	A	Rhode Island		3 5	
										100	A	UTRGV		1 4	146	A	Dayton		9 2	
										100	A	UTRGV		6 12	146	A	Dayton		0 6	
										100	A	UTRGV		14 11	146	A	Dayton		2 11	
															163	H	Davidson		1 2	
															163	H	Davidson		2 1	
															164	A	A&M-Corpus Christi		9 12	
															182	A	Kennesaw St.		7 12	
															182	A	Kennesaw St.		0 9	
															182	A	Kennesaw St.		2 12	
															187	A	Holy Cross		2 11	
															192	A	Maine		6 5	
															192	A	Maine		1 4	
															192	A	Maine		7 5	
															194	H	Saint Louis		4 9	
															194	H	Saint Louis		17 8	
															194	H	Saint Louis		7 6	
							LAST 10 GAMES								196	H	Fairfield		6 3	
															196	H	Fairfield		6 3	
															213	A	Hartford		4 5	
															213	A	Hartford		4 5	
															249	A	La Salle		5 2	
															249	A	La Salle		9 6	
															249	A	La Salle		5 6	
															207	H	Quinnipiac		16 9	
															207	H	Quinnipiac		16 9	

Non-Div. I Games:

Massachusetts

RPI	S	Opponent	Score	
217	H	George Washington	8	0
218	A	Central Conn. St.	2	1
218	N	Central Conn. St.	1	0
249	A	La Salle	9	6
249	A	La Salle	5	2
249	A	La Salle	5	6

Massachusetts

M
a
s
s
a
c
h
u
s
e
t
t
s

M
a
s
s
a
c
h
u
s
e
t
t
s

Average RPI Win: 222		WON-LOST RECORD		WINNING PCT. RANK		LAST 10 GAMES		STRENGTH OF SCHEDULE		OPP. STRENGTH OF SCHEDULE		TEAM RPI		ADJ RPI		CONF. RPI		ADJ CONF. RPI					
DIV. I ONLY		27-19-0		.58696 83		5-5-0		253		218		131		.50524 131		22		22					
DIV. I NON-CONF.		13-12-0		.52 136		2-2-0		230		223		138		.5042 138		21		21					
TOTALS		RPI 1-25		RPI 26-50		W-L RECORDS		RPI 51-100		RPI 101-150		RPI 150+											
27-19-0		0-3-0		0-0-0		OVERALL		1-2-0		0-1-0		26-13-0											
12-3-0		0-0-0		0-0-0		HOME		0-0-0		0-0-0		12-3-0											
15-16-0		0-3-0		0-0-0		AWAY		1-2-0		0-1-0		14-10-0											
0-0-0		0-0-0		0-0-0		NEUTRAL		0-0-0		0-0-0		0-0-0											
13-12-0		0-3-0		0-0-0		NON-CONFERENCE		1-2-0		0-1-0		12-6-0											
4-2-0		0-0-0		0-0-0		HOME		0-0-0		0-0-0		4-2-0											
9-10-0		0-3-0		0-0-		AWAY		1-2-0		0-1-0		8-4-0											
0-0-0		0-0-0		0-0-0		NEUTRAL		0-0-0		0-0-0		0-0-0											
14-7-0		0-0-0		0-0-0		CONFERENCE		0-0-0		0-0-0		14-7-0											
8-1-0		0-0-0		0-0-0		HOME		0-0-0		0-0-0		8-1-0											
6-6-0		0-0-0		0-0-0		AWAY		0-0-0		0-0-0		6-6-0											
0-0-0		0-0-0		0-0-0		NEUTRAL		0-0-0		0-0-0		0-0-0											
RPI	S	Opponent		Score		RPI	S	Opponent		Score		RPI	S	Opponent		Score							
6	A	Arkansas		3	4					93	A	Southeastern La.		2	7	121	A	St. John's (NY)		3	6		
6	A	Arkansas		7	15					93	A	Southeastern La.		0	8	168	A	FIU		2	13		
6	A	Arkansas		1	3					93	A	Southeastern La.		7	4	168	A	FIU		13	7		
																168	A	FIU		7	6		
																171	A	Army West Point		13	4		
																179	A	Rutgers		5	6		
																189	A	Binghamton		6	3		
																189	A	Binghamton		7	6		
																189	A	Binghamton		0	5		
																192	A	Maine		8	9		
																192	A	Maine		5	3		
																192	A	Maine		3	4		
																192	H	Maine		8	3		
																192	H	Maine		5	3		
																192	H	Maine		2	0		
																196	H	Fairfield		1	9		
																213	A	Hartford		5	6		
																213	A	Hartford		7	5		
																213	A	Hartford		5	9		
																214	H	Albany (NY)		7	4		
																214	H	Albany (NY)		3	4		
																214	H	Albany (NY)		8	3		
																218	A	Central Conn. St.		9	3		
																227	A	Manhattan		1	2		
																246	A	Sacred Heart		8	1		
																246	H	Sacred Heart		12	9		
																246	H	Sacred Heart		4	1		
LAST 10 GAMES						227 A Manhattan						1	2	218 A Central Conn. St.						9	3		
261 A Wagner						6	5	247 A LIU Brooklyn						6	7	227 A Manhattan						1	2
192 A Maine						8	9	263 A UMBC						3	2	246 A Sacred Heart						8	1
192 A Maine						5	3	263 A UMBC						6	8	246 H Sacred Heart						12	9
192 A Maine						3	4	263 A UMBC						11	3	246 H Sacred Heart						4	1

Non-Div. I Games:

Stony Brook

RPI	S	Opponent	Score	
247	A	LIU Brooklyn	6	7
247	H	LIU Brooklyn	9	3
261	A	Wagner	6	5
261	A	Wagner	4	2
263	A	UMBC	6	8
263	A	UMBC	3	2
263	A	UMBC	11	3
263	H	UMBC	4	3
263	H	UMBC	9	3
263	H	UMBC	8	5
282	A	Iona	11	7
282	H	Iona	8	12
282	H	Iona	4	2

Stony Brook

S
t
o
n
y
B
r
o
o
k

S
t
o
n
y
B
r
o
o
k

Average RPI Win: 218		WON-LOST RECORD	WINNING PCT. RANK	LAST 10 GAMES	STRENGTH OF SCHEDULE	OPP. STRENGTH OF SCHEDULE	TEAM RPI	ADJ RPI	CONF. RPI	ADJ CONF. RPI				
Average RPI Loss: 163														
DIV. I ONLY		25-23-0	.52083 135	7-3-0	191	267	132	.50515 132	28	28				
DIV. I NON-CONF.		12-15-0	.44444 182	1-0-0	48	235	72	.5404 72	27	27				
<hr/>														
TOTALS		RPI 1-25	RPI 26-50		W-L RECORDS		RPI 51-100		RPI 101-150		RPI 150+			
25-23-0		0-3-0	0-0-0		OVERALL		0-5-0		0-1-0		25-14-0			
6-4-0		0-0-0	0-0-0		HOME		0-0-0		0-0-0		6-4-0			
16-19-0		0-3-0	0-0-0		AWAY		0-5-0		0-1-0		16-10-0			
3-0-0		0-0-0	0-0-0		NEUTRAL		0-0-0		0-0-0		3-0-0			
12-15-0		0-3-0	0-0-0		NON-CONFERENCE		0-5-0		0-1-0		12-6-0			
0-1-0		0-0-0	0-0-0		HOME		0-0-0		0-0-0		0-1-0			
9-14-0		0-3-0	0-0-		AWAY		0-5-0		0-1-0		9-5-0			
3-0-0		0-0-0	0-0-0		NEUTRAL		0-0-0		0-0-0		3-0-0			
13-8-0		0-0-0	0-0-0		CONFERENCE		0-0-0		0-0-0		13-8-0			
6-3-0		0-0-0	0-0-0		HOME		0-0-0		0-0-0		6-3-0			
7-5-0		0-0-0	0-0-0		AWAY		0-0-0		0-0-0		7-5-0			
0-0-0		0-0-0	0-0-0		NEUTRAL		0-0-0		0-0-0		0-0-0			
RPI	S	Opponent	Score		RPI	S	Opponent	Score		RPI	S	Opponent	Score	
4	A	East Carolina	0	5						121	A	St. John's (NY)	3	7
4	A	East Carolina	5	10						160	N	Presbyterian	9	4
4	A	East Carolina	3	4						160	N	Presbyterian	14	10
										160	N	Presbyterian	7	5
										165	A	Richmond	10	5
										165	A	Richmond	11	1
										165	A	Richmond	8	2
										171	A	Army West Point	11	5
										184	H	Canisius	8	3
										184	H	Canisius	6	8
										184	H	Canisius	2	4
										187	A	Holy Cross	7	5
										189	A	Binghamton	11	5
										190	A	N.C. A&T	7	1
										190	A	N.C. A&T	8	4
										190	A	N.C. A&T	8	9
										196	A	Fairfield	11	2
										196	A	Fairfield	6	9
										196	A	Fairfield	2	4
										213	A	Hartford	3	8
										214	H	Albany (NY)	2	10
										225	A	UMass Lowell	4	10
										227	A	Manhattan	6	4
										227	A	Manhattan	11	4
										227	A	Manhattan	4	14
										234	A	Monmouth	4	3
										234	A	Monmouth	6	5
LAST 10 GAMES														
										299	H	Saint Peter's	6	2
										187	A	Holy Cross	7	5
										281	H	Niagara	5	3
										281	H	Niagara	3	5
										281	H	Niagara	19	3

Non-Div. I Games:

Marist

RPI	S	Opponent	Score	
234	A	Monmouth	6	1
274	A	Delaware St.	1	3
274	A	Delaware St.	1	6
274	A	Delaware St.	12	2
281	H	Niagara	3	5
281	H	Niagara	19	3
281	H	Niagara	5	3
287	A	Rider	1	5
287	A	Rider	2	9
287	A	Rider	3	1
299	H	Saint Peter's	6	4
299	H	Saint Peter's	6	2
299	H	Saint Peter's	20	1

Marist

M
a
r
i
s
t

M
a
r
i
s
t

[illegible]

Non-Div. I Games:

Central Ark.

RPI	S	Opponent	Score	
219	H	Oral Roberts	9	3
222	A	Tennessee Tech	11	5
222	A	Tennessee Tech	2	3
222	A	Tennessee Tech	9	7
292	A	Ark.-Pine Bluff	13	3
292	H	Ark.-Pine Bluff	8	1

Central Ark.

C
e
n
t
r
a
l
A
r
k
.

C
e
n
t
r
a
l
A
r
k
.

Average RPI Win: 164		WON-LOST	WINNING	LAST 10	STRENGTH OF		OPP. STRENGTH	TEAM	ADJ	CONF.	ADJ CONF.
Average RPI Loss: 80		RECORD	PCT. RANK	GAMES	SCHEDULE		OF SCHEDULE	RPI	RPI	RPI	RPI
DIV. I ONLY		24-26-0	.48	169	3-7-0		100	98	134	.50466	134
DIV. I NON-CONF.		11-21-0	.34375	223	0-4-0		49	46	173	.486	173
TOTALS		RPI 1-25	RPI 26-50		W-L RECORDS		RPI 51-100		RPI 101-150		RPI 150+
24-26-0	0-1-0	1-10-0		OVERALL		5-10-0		5-2-0		13-3-0	
14-13-0	0-0-0	0-4-0		HOME		3-5-0		5-2-0		6-2-0	
10-13-0	0-1-0	1-6-0		AWAY		2-5-0		0-0-0		7-1-0	
0-0-0	0-0-0	0-0-0		NEUTRAL		0-0-0		0-0-0		0-0-0	
11-21-0	0-1-0	1-10-0		NON-CONFERENCE		4-8-0		4-0-0		2-2-0	
8-10-0	0-0-0	0-4-0		HOME		3-5-0		4-0-0		1-1-0	
3-11-0	0-1-0	1-0-		AWAY		1-3-0		0-0-0		1-1-0	
0-0-0	0-0-0	0-0-0		NEUTRAL		0-0-0		0-0-0		0-0-0	
13-5-0	0-0-0	0-0-0		CONFERENCE		1-2-0		1-2-0		11-1-0	
6-3-0	0-0-0	0-0-0		HOME		0-0-0		1-2-0		5-1-0	
7-2-0	0-0-0	0-0-0		AWAY		1-2-0		0-0-0		6-0-0	
0-0-0	0-0-0	0-0-0		NEUTRAL		0-0-0		0-0-0		0-0-0	
RPI S	Opponent	Score		RPI S	Opponent	Score		RPI S	Opponent	Score	
14 A	Stanford	1	7	27 A	Baylor	3	1	52 A	UC Irvine	3	7
				27 A	Baylor	3	14	52 A	UC Irvine	8	3
				27 A	Baylor	0	3	52 A	UC Irvine	0	8
				35 H	California	4	5	61 A	Pepperdine	13	7
				35 H	California	2	10	61 H	Pepperdine	5	6
				35 H	California	3	5	65 A	Washington	0	5
				44 A	Oklahoma	2	5	65 A	Washington	3	9
				44 A	Oklahoma	3	9	65 A	Washington	7	11
				44 A	Oklahoma	1	4	72 H	Saint Mary's (CA)	1	7
				47 A	Fresno St.	6	8	72 H	Saint Mary's (CA)	6	2
				47 H	Fresno St.	6	16	72 H	Saint Mary's (CA)	8	3
								72 H	Saint Mary's (CA)	2	8
								84 H	Southern California	1	4
								84 H	Southern California	9	6
								84 H	Southern California	5	11
LAST 10 GAMES											
14 A	Stanford	1	7	226 H	Hawaii	1	4	279 A	Santa Clara	0	5
52 A	UC Irvine	8	3	226 H	Hawaii	3	2	279 H	Santa Clara	6	7
52 A	UC Irvine	0	8	226 H	Hawaii	12	4				
52 A	UC Irvine	3	7	47 A	Fresno St.	6	8				
61 H	Pepperdine	5	6	84 H	Southern California	5	11				

Non-Div. I Games:

Cal Poly

Average RPI Win:		143	WON-LOST RECORD		WINNING PCT. RANK		LAST 10 GAMES		STRENGTH OF SCHEDULE		OPP. STRENGTH OF SCHEDULE		TEAM RPI		ADJ RPI		CONF. RPI		ADJ CONF. RPI		
DIV. I ONLY				24-27-0	.47059	182	5-5-0		72		96		135		.50432		135	11		11	
DIV. I NON-CONF.				13-12-0	.52	136	2-0-0		86		90		125		.51165		125	11		11	
TOTALS		RPI 1-25		RPI 26-50		W-L RECORDS		RPI 51-100		RPI 101-150		RPI 150+									
24-27-0		0-4-0		4-6-0		OVERALL		4-7-0		3-3-0		13-7-0									
16-16-0		0-1-0		4-4-0		HOME		3-4-0		1-2-0		8-5-0									
8-11-0		0-3-0		0-2-0		AWAY		1-3-0		2-1-0		5-2-0									
0-0-0		0-0-0		0-0-0		NEUTRAL		0-0-0		0-0-0		0-0-0									
13-12-0		0-4-0		1-3-0		NON-CONFERENCE		3-2-0		1-2-0		8-1-0									
10-7-0		0-1-0		1-1-0		HOME		2-2-0		1-2-0		6-1-0									
3-5-0		0-3-0		0-0-		AWAY		1-0-0		0-0-0		2-0-0									
0-0-0		0-0-0		0-0-0		NEUTRAL		0-0-0		0-0-0		0-0-0									
11-15-0		0-0-0		3-3-0		CONFERENCE		1-5-0		2-1-0		5-6-0									
6-9-0		0-0-0		3-3-0		HOME		1-2-0		0-0-0		2-4-0									
5-6-0		0-0-0		0-0-0		AWAY		0-3-0		2-1-0		3-2-0									
0-0-0		0-0-0		0-0-0		NEUTRAL		0-0-0		0-0-0		0-0-0									
RPI	S	Opponent		Score		RPI	S	Opponent		Score		RPI	S	Opponent		Score					
15	H	Missouri		11	12	36	H	Fla. Atlantic		5	8	53	A	Louisiana Tech		2	4				
20	A	Auburn		3	8	36	H	Fla. Atlantic		2	6	53	A	Louisiana Tech		3	6				
20	A	Auburn		0	6	36	H	Fla. Atlantic		4	1	53	A	Louisiana Tech		7	8				
20	A	Auburn		0	5	39	A	Houston		2	4	54	A	Texas		10	7				
						41	H	Southern Miss.		6	5	66	H	Old Dominion		13	14				
						41	H	Southern Miss.		12	2	66	H	Old Dominion		6	10				
						41	H	Southern Miss.		6	14	66	H	Old Dominion		4	3				
						46	A	Texas St.		1	14	96	H	Incarnate Word		6	4				
						46	H	Texas St.		3	8	97	H	Bradley		7	2				
						46	H	Texas St.		8	5	97	H	Bradley		2	3				
												97	H	Bradley		3	4				

Non-Div. I Games:

UTSA

Average RPI Win: 122		WON-LOST	WINNING	LAST 10	STRENGTH OF		OPP. STRENGTH	TEAM	ADJ	CONF.	ADJ CONF.
Average RPI Loss: 67		RECORD	PCT. RANK	GAMES	SCHEDULE		OF SCHEDULE	RPI	RPI	RPI	RPI
DIV. I ONLY		16-34-0	.32	258	3-7-0		18	86	136	.50409	136
DIV. I NON-CONF.		9-23-0	.28125	251	0-1-0		16	73	158	.49337	158
TOTALS		RPI 1-25	RPI 26-50		W-L RECORDS		RPI 51-100		RPI 101-150		RPI 150+
16-34-0		0-10-0	5-6-0		OVERALL		1-11-0		3-5-0		7-2-0
8-12-0		0-2-0	4-2-0		HOME		0-7-0		2-0-0		2-1-0
7-19-0		0-8-0	1-3-0		AWAY		1-4-0		0-3-0		5-1-0
1-3-0		0-0-0	0-1-0		NEUTRAL		0-0-0		1-2-0		0-0-0
9-23-0		0-7-0	1-4-0		NON-CONFERENCE		0-6-0		3-5-0		5-1-0
4-7-0		0-2-0	0-0-0		HOME		0-4-0		2-0-0		2-1-0
4-13-0		0-5-0	1-0-		AWAY		0-2-0		0-3-0		3-0-0
1-3-0		0-0-0	0-1-0		NEUTRAL		0-0-0		1-2-0		0-0-0
7-11-0		0-3-0	4-2-0		CONFERENCE		1-5-0		0-0-0		2-1-0
4-5-0		0-0-0	4-2-0		HOME		0-3-0		0-0-0		0-0-0
3-6-0		0-3-0	0-0-0		AWAY		1-2-0		0-0-0		2-1-0
0-0-0		0-0-0	0-0-0		NEUTRAL		0-0-0		0-0-0		0-0-0
RPI S	Opponent	Score	RPI S	Opponent	Score	RPI S	Opponent	Score	RPI S	Opponent	Score
6 H	Arkansas	2 8	26 H	DBU	4 3	52 H	UC Irvine	2 3	110 N	Cal St. Fullerton	0 7
11 A	Oklahoma St.	2 13	26 H	DBU	1 6	52 H	UC Irvine	1 4	115 N	Nevada	4 16
12 A	UC Santa Barbara	3 5	26 H	DBU	6 0	75 A	Kansas	6 11	133 H	Central Ark.	9 7
12 A	UC Santa Barbara	1 11	30 H	Indiana St.	6 5	75 H	Kansas	5 9	133 H	Central Ark.	15 3
12 A	UC Santa Barbara	3 7	30 H	Indiana St.	0 12	90 A	Evansville	3 4	138 A	Arkansas St.	2 14
15 A	Missouri	2 6	30 H	Indiana St.	1 0	90 A	Evansville	10 9	138 A	Arkansas St.	4 16
15 H	Missouri	6 14	44 A	Oklahoma	11 8	90 A	Evansville	3 4	138 A	Arkansas St.	4 6
25 A	Illinois St.	3 5	44 A	Oklahoma	1 6	95 A	San Diego	4 14	149 N	Utah	6 2
25 A	Illinois St.	5 7	44 A	Oklahoma	2 11	97 H	Bradley	5 6	152 H	New Orleans	6 1
25 A	Illinois St.	1 7	46 A	Texas St.	0 10	97 H	Bradley	9 16	152 H	New Orleans	12 20
			47 N	Fresno St.	2 3	97 H	Bradley	9 10	152 H	New Orleans	8 3
						98 H	Wichita St.	4 9	166 A	Southern Ill.	10 5
									166 A	Southern Ill.	13 4
									166 A	Southern Ill.	2 4
									175 A	Murray St.	15 10
									219 A	Oral Roberts	11 2
									255 A	Southeast Mo. St.	8 2
LAST 10 GAMES											
90 A	Evansville	3 4	26 H	DBU	4 3						
90 A	Evansville	10 9	26 H	DBU	1 6						
90 A	Evansville	3 4	97 H	Bradley	5 6						
98 H	Wichita St.	4 9	97 H	Bradley	9 16						
26 H	DBU	6 0	97 H	Bradley	9 10						

Non-Div. I Games:

Missouri St.

Average RPI Win: 160		WON-LOST	WINNING	LAST 10	STRENGTH OF		OPP. STRENGTH	TEAM	ADJ	CONF.	ADJ CONF.
Average RPI Loss: 90		RECORD	PCT. RANK	GAMES	SCHEDULE		OF SCHEDULE	RPI	RPI	RPI	RPI
DIV. I ONLY		23-27-0	.46	190	6-4-0		91	107	137	.50386	137
DIV. I NON-CONF.		12-12-0	.5	143	1-0-0		65	151	116	.51692	116
TOTALS		RPI 1-25	RPI 26-50		W-L RECORDS		RPI 51-100		RPI 101-150		RPI 150+
23-27-0		0-3-0	0-4-0		OVERALL		5-8-0		7-9-0		11-3-0
12-11-0		0-0-0	0-0-0		HOME		4-6-0		3-4-0		5-1-0
8-14-0		0-2-0	0-4-0		AWAY		1-2-0		3-4-0		4-2-0
3-2-0		0-1-0	0-0-0		NEUTRAL		0-0-0		1-1-0		2-0-0
12-12-0		0-3-0	0-1-0		NON-CONFERENCE		1-3-0		3-4-0		8-1-0
7-4-0		0-0-0	0-0-0		HOME		0-1-0		2-2-0		5-1-0
2-6-0		0-2-0	0-0-0		AWAY		1-2-0		0-1-0		1-0-0
3-2-0		0-1-0	0-0-0		NEUTRAL		0-0-0		1-1-0		2-0-0
11-15-0		0-0-0	0-3-0		CONFERENCE		4-5-0		4-5-0		3-2-0
5-7-0		0-0-0	0-0-0		HOME		4-5-0		1-2-0		0-0-0
6-8-0		0-0-0	0-3-0		AWAY		0-0-0		3-3-0		3-2-0
0-0-0		0-0-0	0-0-0		NEUTRAL		0-0-0		0-0-0		0-0-0
RPI S	Opponent	Score	RPI S	Opponent	Score	RPI S	Opponent	Score	RPI S	Opponent	Score
3 A	Mississippi St.	8 21	41 A	Southern Miss.	4 5	53 A	Louisiana Tech	9 4	101 H	McNeese	2 10
10 N	Tennessee	2 7	46 A	Texas St.	5 6	53 H	Louisiana Tech	0 5	101 H	McNeese	10 5
21 A	LSU	7 12	46 A	Texas St.	1 13	67 H	Ga. Southern	8 9	101 H	McNeese	12 13
			46 A	Texas St.	1 5	67 H	Ga. Southern	8 5	103 N	North Florida	7 4
						67 H	Ga. Southern	4 2	109 H	Little Rock	5 2
						68 H	Coastal Caro.	7 15	109 H	Little Rock	3 7
						68 H	Coastal Caro.	2 14	109 H	Little Rock	2 4
						68 H	Coastal Caro.	3 13	111 N	Air Force	0 1
						88 H	UT Arlington	6 3	112 A	Northwestern St.	0 15
						88 H	UT Arlington	2 10	112 H	Northwestern St.	8 4
						88 H	UT Arlington	8 0	118 A	Troy	4 15
						93 A	Southeastern La.	1 7	118 A	Troy	4 10
						93 A	Southeastern La.	3 10	118 A	Troy	14 6
									138 A	Arkansas St.	11 4
									138 A	Arkansas St.	4 2
									138 A	Arkansas St.	3 4
									156 N	Western Ky.	4 3
									171 N	Army West Point	10 3
									185 A	Appalachian St.	8 10
									185 A	Appalachian St.	2 3
									211 A	Southern U.	5 4
									211 H	Southern U.	10 6
									240 A	Georgia St.	16 8
									240 A	Georgia St.	9 3
									240 A	Georgia St.	10 3
									241 H	SIUE	12 3
									241 H	SIUE	4 1
			LAST 10 GAMES								
			118 A	Troy	4 10	88 H	UT Arlington	2 10			
			118 A	Troy	14 6	293 H	Alcorn	11 4			
			118 A	Troy	4 15	138 A	Arkansas St.	4 2			
			88 H	UT Arlington	6 3	138 A	Arkansas St.	3 4			
			88 H	UT Arlington	8 0	138 A	Arkansas St.	11 4			

Non-Div. I Games:

La.-Monroe

RPI	S	Opponent	Score	
241	H	SIUE	4	12
256	H	Jackson St.	10	1
293	H	Alcorn	11	4

La.-Monroe

L
a
.
-
M
o
n
r
o
e

L
a
.
-
M
o
n
r
o
e

Average RPI Win: 159		WON-LOST	WINNING	LAST 10	STRENGTH OF		OPP. STRENGTH	TEAM	ADJ	CONF.	ADJ CONF.
Average RPI Loss: 88		RECORD	PCT. RANK	GAMES	SCHEDULE		OF SCHEDULE	RPI	RPI	RPI	RPI
DIV. I ONLY		26-26-0	.5	149	4-6-0		161	80	138	.50378	138
DIV. I NON-CONF.		15-10-0	.6	95	1-1-0		244	70	128	.50986	128
TOTALS		RPI 1-25	RPI 26-50		W-L RECORDS		RPI 51-100		RPI 101-150		RPI 150+
26-26-0		0-2-0	1-4-0		OVERALL		4-11-0		10-6-0		11-3-0
16-9-0		0-0-0	1-0-0		HOME		2-4-0		5-3-0		8-2-0
10-17-0		0-2-0	0-4-0		AWAY		2-7-0		5-3-0		3-1-0
0-0-0		0-0-0	0-0-0		NEUTRAL		0-0-0		0-0-0		0-0-0
15-10-0		0-2-0	1-1-0		NON-CONFERENCE		0-3-0		5-2-0		9-2-0
11-2-0		0-0-0	1-0-0		HOME		0-0-0		4-1-0		6-1-0
4-8-0		0-2-0	0-0-		AWAY		0-3-0		1-1-0		3-1-0
0-0-0		0-0-0	0-0-0		NEUTRAL		0-0-0		0-0-0		0-0-0
11-16-0		0-0-0	0-3-0		CONFERENCE		4-8-0		5-4-0		2-1-0
5-7-0		0-0-0	0-0-0		HOME		2-4-0		1-2-0		2-1-0
6-9-0		0-0-0	0-3-0		AWAY		2-4-0		4-2-0		0-0-0
0-0-0		0-0-0	0-0-0		NEUTRAL		0-0-0		0-0-0		0-0-0
RPI S	Opponent	Score	RPI S	Opponent	Score	RPI S	Opponent	Score	RPI S	Opponent	Score
15 A	Missouri	4 14	29 A	Ole Miss	3 15	53 A	Louisiana Tech	4 9	118 A	Troy	9 3
15 A	Missouri	1 16	29 H	Ole Miss	6 5	53 A	Louisiana Tech	4 5	118 A	Troy	10 4
			46 A	Texas St.	6 7	53 A	Louisiana Tech	6 8	118 A	Troy	10 6
			46 A	Texas St.	14 16	67 A	Ga. Southern	6 17	128 A	Memphis	9 11
			46 A	Texas St.	3 5	67 A	Ga. Southern	6 11	128 H	Memphis	4 7
						67 A	Ga. Southern	6 10	129 A	Louisiana	12 6
						68 A	Coastal Caro.	7 3	129 A	Louisiana	5 14
						68 A	Coastal Caro.	4 2	129 A	Louisiana	1 6
						68 A	Coastal Caro.	0 6	133 A	Central Ark.	9 6
						83 H	South Alabama	6 11	133 H	Central Ark.	6 4
						83 H	South Alabama	8 1	136 H	Missouri St.	14 2
						83 H	South Alabama	6 0	136 H	Missouri St.	16 4
						88 H	UT Arlington	3 9	136 H	Missouri St.	6 4
						88 H	UT Arlington	3 4	137 H	La.-Monroe	2 4
						88 H	UT Arlington	3 5	137 H	La.-Monroe	4 3
									137 H	La.-Monroe	4 11
									166 H	Southern Ill.	3 4
									169 A	SFA	7 6
									169 A	SFA	2 4
									169 A	SFA	11 2
									185 H	Appalachian St.	27 8
									185 H	Appalachian St.	10 2
									185 H	Appalachian St.	4 7
									233 H	Valparaiso	4 1
									233 H	Valparaiso	7 1
									233 H	Valparaiso	7 6
									255 A	Southeast Mo. St.	11 2
LAST 10 GAMES			LAST 10 GAMES			LAST 10 GAMES			LAST 10 GAMES		
29 H	Ole Miss	6 5	185 H	Appalachian St.	27 8	29 H	Ole Miss	6 5	185 H	Appalachian St.	27 8
67 A	Ga. Southern	6 11	185 H	Appalachian St.	10 2	67 A	Ga. Southern	6 11	185 H	Appalachian St.	10 2
67 A	Ga. Southern	6 17	128 A	Memphis	9 11	67 A	Ga. Southern	6 17	128 A	Memphis	9 11
67 A	Ga. Southern	6 10	137 H	La.-Monroe	2 4	67 A	Ga. Southern	6 10	137 H	La.-Monroe	2 4
185 H	Appalachian St.	4 7	137 H	La.-Monroe	4 3	185 H	Appalachian St.	4 7	137 H	La.-Monroe	4 3

Non-Div. I Games:

Arkansas St.

RPI	S	Opponent	Score	
255	H	Southeast Mo. St.	8	4
296	H	Mississippi Val.	4	2
296	H	Mississippi Val.	10	0

Arkansas St.

A
r
k
a
n
s
a
s
S
t
.

A
r
k
a
n
s
a
s
S
t
.

RPI	S	Opponent	Score	
278	H	Northern Ky.	9	8
278	H	Northern Ky.	4	2
283	N	Villanova	7	4

Milwaukee

M
i
l
w
a
u
k
e
e

M
i
l
w
a
u
k
e
e

North eastern

Northeastern

RPI	S	Opponent	Score	
229	H	Delaware	13	4
258	A	Siena	6	4
258	A	Siena	3	4
258	A	Siena	11	0
283	N	Villanova	2	5

Northeastern

N
o
r
t
h
e
a
s
t
e
r
n

N
o
r
t
h
e
a
s
t
e
r
n

RPI	S	Opponent	Score	
206	H	Lafayette	2	5
218	H	Central Conn. St.	5	2
245	A	Georgetown	12	3
245	H	Georgetown	17	3
253	A	George Mason	18	12
254	H	Coppin St.	5	3
254	H	Coppin St.	5	4
263	A	UMBC	3	9
263	H	UMBC	13	4
271	A	Lehigh	4	1
271	A	Lehigh	3	0
271	A	Lehigh	4	16
271	H	Lehigh	12	2
271	H	Lehigh	2	0
274	H	Delaware St.	11	3
280	A	Bucknell	3	1
280	H	Bucknell	15	2
280	H	Bucknell	9	4
280	H	Bucknell	11	10
280	H	Bucknell	6	3
283	A	Villanova	14	3
283	A	Villanova	5	1
291	A	Longwood	8	2
291	A	Longwood	4	0
295	A	Mt. St. Mary's	8	4
295	H	Mt. St. Mary's	11	7

Navy

N
a
v
y

[illegible]

Non-Div. I Games:

California Baptist

RPI	S	Opponent	Score	
270	H	Utah Valley	2	0
270	H	Utah Valley	9	2
270	H	Utah Valley	10	0
272	A	Seattle U	4	2
272	A	Seattle U	1	11
272	A	Seattle U	12	10
285	H	Chicago St.	10	3
285	H	Chicago St.	13	2
285	H	Chicago St.	9	3
286	A	Northern Colo.	11	5
286	A	Northern Colo.	19	4
286	A	Northern Colo.	1	6
290	H	Fairleigh Dickinson	5	1

California Baptist

C
a
l
i
f
o
r
n
i
a
B
a
p
t
i
s
t

C
a
l
i
f
o
r
n
i
a
B
a
p
t
i
s
t

Average RPI Win:	160	WON-LOST RECORD	WINNING PCT. RANK	LAST 10 GAMES	STRENGTH OF SCHEDULE	OPP. STRENGTH OF SCHEDULE	TEAM RPI	ADJ RPI	CONF. RPI	ADJ CONF. RPI				
DIV. I ONLY		21-26-0	.44681	200	4-6-0	115	156	143	.50158	143	20	19		
DIV. I NON-CONF.		9-18-0	.33333	224	0-2-0	127	53	168	.48777	168	22	22		
<hr/>														
TOTALS	RPI 1-25	RPI 26-50		W-L RECORDS		RPI 51-100		RPI 101-150		RPI 150+				
21-26-0	1-2-0	0-2-0		OVERALL		3-9-0		4-2-0		13-11-0				
8-8-0	0-0-0	0-1-0		HOME		0-2-0		2-0-0		6-5-0				
11-16-0	0-0-0	0-1-0		AWAY		3-7-0		2-2-0		6-6-0				
2-2-0	1-2-0	0-0-0		NEUTRAL		0-0-0		0-0-0		1-0-0				
9-18-0	1-2-0	0-2-0		NON-CONFERENCE		3-9-0		2-2-0		3-3-0				
0-5-0	0-0-0	0-1-0		HOME		0-2-0		0-0-0		0-2-0				
7-11-0	0-0-0	0-0-		AWAY		3-7-0		2-2-0		2-1-0				
2-2-0	1-2-0	0-0-0		NEUTRAL		0-0-0		0-0-0		1-0-0				
12-8-0	0-0-0	0-0-0		CONFERENCE		0-0-0		2-0-0		10-8-0				
8-3-0	0-0-0	0-0-0		HOME		0-0-0		2-0-0		6-3-0				
4-5-0	0-0-0	0-0-0		AWAY		0-0-0		0-0-0		4-5-0				
0-0-0	0-0-0	0-0-0		NEUTRAL		0-0-0		0-0-0		0-0-0				
RPI	S	Opponent	Score		RPI	S	Opponent	Score		RPI	S	Opponent	Score	
15	N	Missouri	8	6	31	A	UConn	1	2	60	A	Boston College	0	4
15	N	Missouri	0	7	31	H	UConn	4	5	60	H	Boston College	1	2
15	N	Missouri	4	12						94	A	Bryant	16	12
										94	H	Bryant	0	2
										98	A	Wichita St.	7	8
										98	A	Wichita St.	6	1
										98	A	Wichita St.	1	5
										98	A	Wichita St.	13	8
										100	A	UTRGV	5	9
										100	A	UTRGV	1	8
										100	A	UTRGV	3	15
										100	A	UTRGV	6	7
												</		

Non-Div. I Games:

Rhode Island

RPI	S	Opponent	Score	
253	H	George Mason	7	6
253	H	George Mason	1	3
253	H	George Mason	1	3

Rhode Island

R
h
o
d
e
I
s
l
a
n
d

R
h
o
d
e
I
s
l
a
n
d

C
o
l
u
m
b
i
a

Columbia

Columbia

M
e
r
c
e
r

Mercer

RPI	S	Opponent	Score	
275	A	The Citadel	5	8
275	A	The Citadel	10	0
284	H	Savannah St.	8	1
289	H	Alabama A&M	8	7
289	H	Alabama A&M	10	1
289	H	Alabama A&M	21	0

Mercer

M
e
r
c
e
r

M
e
r
c
e
r

Average RPI Win:		221	WON-LOST RECORD		WINNING PCT. RANK		LAST 10 GAMES		STRENGTH OF SCHEDULE		OPP. STRENGTH OF SCHEDULE		TEAM RPI		ADJ RPI		CONF. RPI		ADJ CONF. RPI	
DIV. I ONLY			28-22-1		.55882 108		6-4-0		212		201		146		.49997 146		20		19	
DIV. I NON-CONF.			13-16-1		.45 178		1-3-0		176		220		178		.48355 178		22		22	
TOTALS		RPI 1-25		RPI 26-50		W-L RECORDS		RPI 51-100		RPI 101-150		RPI 150+								
28-22-1		0-6-0		0-0-0		OVERALL		0-2-0		4-4-0		24-10-1								
13-9-0		0-0-0		0-0-0		HOME		0-1-0		4-1-0		9-7-0								
14-13-1		0-6-0		0-0-0		AWAY		0-1-0		0-3-0		14-3-1								
1-0-0		0-0-0		0-0-0		NEUTRAL		0-0-0		0-0-0		1-0-0								
13-16-1		0-6-0		0-0-0		NON-CONFERENCE		0-2-0		2-3-0		11-5-1								
8-5-0		0-0-0		0-0-0		HOME		0-1-0		2-0-0		6-4-0								
4-11-1		0-6-0		0-0-		AWAY		0-1-0		0-3-0		4-1-1								
1-0-0		0-0-0		0-0-0		NEUTRAL		0-0-0		0-0-0		1-0-0								
15-6-0		0-0-0		0-0-0		CONFERENCE		0-0-0		2-1-0		13-5-0								
5-4-0		0-0-0		0-0-0		HOME		0-0-0		2-1-0		3-3-0								
10-2-0		0-0-0		0-0-0		AWAY		0-0-0		0-0-0		10-2-0								
0-0-0		0-0-0		0-0-0		NEUTRAL		0-0-0		0-0-0		0-0-0								
RPI	S	Opponent		Score		RPI	S	Opponent		Score		RPI	S	Opponent		Score				
1	A	Vanderbilt		1	5			81	H	Wright St.		7	8	116	A	Ball St.		6	11	
1	A	Vanderbilt		3	11			92	A	Morehead St.		5	8	116	H	Ball St.		5	4	
1	A	Vanderbilt		0	2									126	A	Kent St.		6	9	
5	A	Georgia		1	13									126	H	Kent St.		12	5	
5	A	Georgia		1	5									130	H	Massachusetts		2	9	
5	A	Georgia		7	10									130	H	Massachusetts		6	0	
														130	H	Massachusetts		11	2	
														148	A	Ohio St.		2	4	
														165	H	Richmond		8	7	
														165	H	Richmond		3	11	
														165	H	Richmond		5	17	
														183	N	Seton Hall		2	1	
														184	H	Canisius		6	2	
														184	H	Canisius		17	13	
														184	H	Canisius		1	2	
														194	A	Saint Louis		3	2	
														194	A	Saint Louis		3	4	
														194	A	Saint Louis		4	2	
														199	A	Eastern Ky.		17	5	
														238	A	Ohio		12	5	
														238	H	Ohio		15	5	
														238	H	Ohio		2	4	
														242	H	Butler		6	1	
														244	H	Saint Joseph's		11	6	
														244	H	Saint Joseph's		6	7	
														244	H	Saint Joseph's		2	1	
														249	A	La Salle		9	5	
														81	H	Wright St.		7	8	
														126	A	Kent St.		6	9	
														244	H	Saint Joseph's		2	1	
														244	H	Saint Joseph's		6	7	
														244	H	Saint Joseph's		11	6	
														249	A	La Salle		7	6	
														276	H	Bowling Green		6	3	

Non-Div. I Games:

Dayton

RPI	S	Opponent	Score	
249	A	La Salle	9	7
249	A	La Salle	7	6
253	A	George Mason	6	4
253	A	George Mason	13	3
253	A	George Mason	0	2
259	A	Toledo	12	9
259	H	Toledo	9	10
269	A	St. Bonaventure	8	7
269	A	St. Bonaventure	8	0
269	A	St. Bonaventure	9	0
276	A	Bowling Green	8	12
276	H	Bowling Green	6	3
288	A	Eastern Mich.	4	1
288	H	Eastern Mich.	2	10
290	A	Fairleigh Dickinson	3	3
297	H	Purdue Fort Wayne	9	3

Dayton

D
a
y
t
o
n

D
a
y
t
o
n

Average RPI Win:	223	WON-LOST RECORD	WINNING PCT. RANK	LAST 10 GAMES	STRENGTH OF SCHEDULE	OPP. STRENGTH OF SCHEDULE	TEAM RPI	ADJ RPI	CONF. RPI	ADJ CONF. RPI			
Average RPI Loss:	162												
DIV. I ONLY	36-14-0	.72	15	6-4-0	291	199	147	.49985	147	24	24		
DIV. I NON-CONF.	21-6-0	.77778	19	2-0-0	286	169	107	.52495	107	24	24		
<hr/>													
TOTALS	RPI 1-25	RPI 26-50		W-L RECORDS		RPI 51-100		RPI 101-150		RPI 150+			
36-14-0	0-1-0	0-0-0		OVERALL		2-1-0		5-4-0		29-8-0			
19-6-0	0-0-0	0-0-0		HOME		0-1-0		2-2-0		17-3-0			
14-6-0	0-1-0	0-0-0		AWAY		1-0-0		3-2-0		10-3-0			
3-2-0	0-0-0	0-0-0		NEUTRAL		1-0-0		0-0-0		2-2-0			
<hr/>													
21-6-0	0-1-0	0-0-0		NON-CONFERENCE		2-1-0		2-1-0		17-3-0			
12-1-0	0-0-0	0-0-0		HOME		0-1-0		1-0-0		11-0-0			
6-3-0	0-1-0	0-0-		AWAY		1-0-0		1-1-0		4-1-0			
3-2-0	0-0-0	0-0-0		NEUTRAL		1-0-0		0-0-0		2-2-0			
<hr/>													
15-8-0	0-0-0	0-0-0		CONFERENCE		0-0-0		3-3-0		12-5-0			
7-5-0	0-0-0	0-0-0		HOME		0-0-0		1-2-0		6-3-0			
8-3-0	0-0-0	0-0-0		AWAY		0-0-0		2-1-0		6-2-0			
0-0-0	0-0-0	0-0-0		NEUTRAL		0-0-0		0-0-0		0-0-0			
<hr/>													
RPI S	Opponent	Score		RPI S	Opponent	Score		RPI S	Opponent	Score			
7 A	Louisville	1	6			69 A	Xavier	7	4	105 A	Cincinnati	12	8
						69 H	Xavier	4	13	105 A	Cincinnati	5	15
						81 N	Wright St.	7	6	105 H	Cincinnati	7	6
										116 H	Ball St.	2	3
										116 H	Ball St.	1	6
										116 H	Ball St.	7	5
										126 A	Kent St.	3	2
										126 A	Kent St.	2	12
										126 A	Kent St.	5	1
										175 A	Murray St.	14	4
										175 A	Murray St.	5	7
										175 A	Murray St.	10	3
										194 N	Saint Louis	9	7
										194 N	Saint Louis	3	10
										194 N	Saint Louis	3	2
										194 N	Saint Louis	1	9
										199 A	Eastern Ky.	8	4
										212 H	Western Mich.	3	6
										212 H	Western Mich.	5	0
										212 H	Western Mich.	6	4
										228 H	Northern Ill.	3	6
										228 H	Northern Ill.	12	0
										228 H	Northern Ill.	3	13
										238 A	Ohio	3	4
										238 A	Ohio	5	1
										259 A	Toledo	10	6
										259 A	Toledo	5	7
<hr/>													
LAST 10 GAMES													
212 H Western Mich.				5	0	238 A Ohio				5	1		
212 H Western Mich.				3	6	69 A Xavier				7	4	238 A Ohio	
212 H Western Mich.				6	4	228 H Northern Ill.				3	13	238 A Ohio	
105 H Cincinnati				7	6	228 H Northern Ill.				3	6	259 A Toledo	
238 A Ohio				3	4	228 H Northern Ill.				12	0	259 A Toledo	

Non-Div. I Games:

Miami (OH)

RPI	S	Opponent	Score	
259	A	Toledo	3	2
266	H	Oakland	5	3
266	H	Oakland	14	3
266	H	Oakland	10	2
269	H	St. Bonaventure	8	0
269	H	St. Bonaventure	7	6
269	H	St. Bonaventure	18	10
276	A	Bowling Green	15	2
276	A	Bowling Green	12	4
276	A	Bowling Green	10	8
277	H	Youngstown St.	11	1
277	H	Youngstown St.	5	2
277	H	Youngstown St.	6	3
277	H	Youngstown St.	9	1
278	A	Northern Ky.	16	1
278	H	Northern Ky.	7	3
288	H	Eastern Mich.	7	6
288	H	Eastern Mich.	7	6
288	H	Eastern Mich.	13	3

Miami (OH)

M
i
a
m
i
(
O
H
)

M
i
a
m
i
(
O
H
)

Average RPI Win: 172		WON-LOST RECORD		WINNING PCT. RANK		LAST 10 GAMES		STRENGTH OF SCHEDULE		OPP. STRENGTH OF SCHEDULE		TEAM RPI		ADJ RPI		CONF. RPI		ADJ CONF. RPI	
DIV. I ONLY		28-24-0		.53846 120		5-5-0		178		157		148		.49943 148		7		7	
DIV. I NON-CONF.		19-11-0		.63333 78		2-0-0		224		250		122		.51388 121		7		7	
TOTALS		RPI 1-25		RPI 26-50		W-L RECORDS		RPI 51-100		RPI 101-150		RPI 150+							
28-24-0		0-0-0		2-2-0		OVERALL		5-6-0		2-4-0		19-12-0							
15-10-0		0-0-0		2-1-0		HOME		3-2-0		1-4-0		9-3-0							
9-11-0		0-0-0		0-0-0		AWAY		2-4-0		1-0-0		6-7-0							
4-3-0		0-0-0		0-1-0		NEUTRAL		0-0-0		0-0-0		4-2-0							
19-11-0		0-0-0		0-1-0		NON-CONFERENCE		2-0-0		2-1-0		15-9-0							
10-3-0		0-0-0		0-0-0		HOME		2-0-0		1-1-0		7-2-0							
5-6-0		0-0-0		0-0-		AWAY		0-0-0		1-0-0		4-6-0							
4-2-0		0-0-0		0-1-0		NEUTRAL		0-0-0		0-0-0		4-1-0							
9-13-0		0-0-0		2-1-0		CONFERENCE		3-6-0		0-3-0		4-3-0							
5-7-0		0-0-0		2-1-0		HOME		1-2-0		0-3-0		2-1-0							
4-5-0		0-0-0		0-0-0		AWAY		2-4-0		0-0-0		2-1-0							
0-1-0		0-0-0		0-0-0		NEUTRAL		0-0-0		0-0-0		0-1-0							
RPI	S	Opponent	Score	RPI	S	Opponent	Score	RPI	S	Opponent	Score	RPI	S	Opponent	Score				
				32	N	BYU	1 5	69	H	Xavier	8 5	104	H	Northwestern	5 13				
				48	H	Michigan	10 4	70	A	Minnesota	2 3	104	H	Northwestern	2 7				
				48	H	Michigan	2 6	70	A	Minnesota	2 11	104	H	Northwestern	4 10				
				48	H	Michigan	10 5	70	A	Minnesota	4 5	105	H	Cincinnati	5 9				
								79	H	Iowa	2 4	124	A	FGCU	2 0				
								79	H	Iowa	4 11	146	H	Dayton	4 2				
								79	H	Iowa	5 1	154	H	Lipscomb	7 6				
								80	A	Maryland	5 1	154	H	Lipscomb	14 3				
								80	A	Maryland	10 9	154	H	Lipscomb	3 9				
								80	A	Maryland	8 14	162	N	Michigan St.	1 7				
								81	H	Wright St.	6 5	164	A	A&M-Corpus Christi	7 8				
												164	A	A&M-Corpus Christi	2 3				
												170	A	Furman	10 11				
												173	A	Wofford	6 8				
												176	H	Penn St.	2 0				
												176	H	Penn St.	6 10				
												176	H	Penn St.	4 2				
												177	N	Western Caro.	5 8				
												179	A	Rutgers	5 3				
												179	A	Rutgers	2 3				
												179	A	Rutgers	2 0				
				LAST 10 GAMES								183	N	Seton Hall	5 3				
				277	A	Youngstown St.	7 4	70	A	Minnesota	2 3	183	N	Seton Hall	4 3				
				176	H	Penn St.	2 0	70	A	Minnesota	2 11	183	N	Seton Hall	6 0				
				176	H	Penn St.	6 10	70	A	Minnesota	4 5	219	N	Oral Roberts	8 3				
				176	H	Penn St.	4 2	79	H	Iowa	5 1	226	H	Hawaii	6 5				
				81	H	Wright St.	6 5	79	H	Iowa	4 11	226	H	Hawaii	7 5				

Non-Div. I Games:

Ohio St.

RPI	S	Opponent	Score	
226	H	Hawaii	6	4
226	H	Hawaii	3	15
238	A	Ohio	10	8
259	H	Toledo	9	4
267	A	Bethune-Cookman	3	4
267	A	Bethune-Cookman	6	0
267	A	Bethune-Cookman	3	8
267	A	Bethune-Cookman	16	9
277	A	Youngstown St.	7	4
278	H	Northern Ky.	10	8

Ohio St.

O
h
i
o
s
t
.

O
h
i
o
s
t
.

Average RPI Win: 119		WON-LOST	WINNING	LAST 10	STRENGTH OF		OPP. STRENGTH	TEAM	ADJ		CONF.	ADJ CONF.
Average RPI Loss: 51		RECORD	PCT. RANK	GAMES	SCHEDULE		OF SCHEDULE	RPI	RPI		RPI	RPI
DIV. I ONLY		12-32-0	.27273	277	0-10-0		11	32	149		.49928	149
DIV. I NON-CONF.		8-9-0	.47059	163	0-1-0		83	116	115		.51903	115
TOTALS		RPI 1-25	RPI 26-50		W-L RECORDS		RPI 51-100		RPI 101-150		RPI 150+	
12-32-0		0-10-0	2-7-0		OVERALL		5-12-0		2-2-0		3-1-0	
5-11-0		0-0-0	2-6-0		HOME		2-5-0		0-0-0		1-0-0	
3-19-0		0-10-0	0-1-0		AWAY		2-6-0		1-1-0		0-1-0	
4-2-0		0-0-0	0-0-0		NEUTRAL		1-1-0		1-1-0		2-0-0	
8-9-0		0-1-0	1-2-0		NON-CONFERENCE		2-3-0		2-2-0		3-1-0	
2-2-0		0-0-0	1-1-0		HOME		0-1-0		0-0-0		1-0-0	
2-5-0		0-1-0	0-0-		AWAY		1-1-0		1-1-0		0-1-0	
4-2-0		0-0-0	0-0-0		NEUTRAL		1-1-0		1-1-0		2-0-0	
4-23-0		0-9-0	1-5-0		CONFERENCE		3-9-0		0-0-0		0-0-0	
3-9-0		0-0-0	1-5-0		HOME		2-4-0		0-0-0		0-0-0	
1-14-0		0-9-0	0-0-0		AWAY		1-5-0		0-0-0		0-0-0	
0-0-0		0-0-0	0-0-0		NEUTRAL		0-0-0		0-0-0		0-0-0	
RPI S	Opponent	Score	RPI S	Opponent	Score	RPI S	Opponent	Score	RPI S	Opponent	Score	
2 A	UCLA	1 6	32 H	BYU	8 6	51 H	Oregon	6 9	115 N	Nevada	6 3	
2 A	UCLA	0 5	32 H	BYU	3 10	51 H	Oregon	3 6	119 A	UNLV	16 7	
2 A	UCLA	4 6	34 H	Arizona St.	5 8	51 H	Oregon	4 9	122 A	Grand Canyon	2 11	
4 A	East Carolina	6 7	34 H	Arizona St.	6 11	55 A	Arizona	7 18	136 N	Missouri St.	2 6	
14 A	Stanford	6 7	34 H	Arizona St.	6 3	55 A	Arizona	21 10	177 N	Western Caro.	14 0	
14 A	Stanford	3 7	35 H	California	4 8	55 A	Arizona	0 8	270 A	Utah Valley	3 6	
14 A	Stanford	4 7	35 H	California	4 6	56 A	San Diego St.	2 3	270 H	Utah Valley	11 5	
17 A	Oregon St.	0 11	35 H	California	6 13	65 A	Washington	4 5	281 N	Niagara	10 6	
17 A	Oregon St.	2 3	46 A	Texas St.	3 8	65 A	Washington	2 4				
17 A	Oregon St.	2 6				65 A	Washington	5 12				
						73 N	Kansas St.	4 6				
						78 H	Gonzaga	3 5				
						81 N	Wright St.	12 8				
						84 H	Southern California	0 6				
						84 H	Southern California	5 4				
						84 H	Southern California	5 4				
						95 A	San Diego	6 5				
LAST 10 GAMES												
			32 H	BYU	3 10	35 H	California	4 6				
			65 A	Washington	2 4	35 H	California	4 8				
			65 A	Washington	4 5	2 A	UCLA	4 6				
			65 A	Washington	5 12	2 A	UCLA	1 6				
			35 H	California	6 13	2 A	UCLA	0 5				

Non-Div. I Games:

Utah

Average RPI Win:		214	WON-LOST RECORD		WINNING PCT. RANK	LAST 10 GAMES		STRENGTH OF SCHEDULE		OPP. STRENGTH OF SCHEDULE	TEAM RPI	ADJ RPI	CONF. RPI	ADJ CONF. RPI			
Average RPI Loss:		142															
DIV. I ONLY			31-21-0		.59615	72	4-6-0		238	205	150	.49913	150	23	23		
DIV. I NON-CONF.			15-13-0		.53571	130	1-2-0		207	184	166	.4903	166	25	25		
TOTALS		RPI 1-25		RPI 26-50		W-L RECORDS		RPI 51-100		RPI 101-150		RPI 150+					
31-21-0		1-3-0		1-1-0		OVERALL		2-3-0		4-5-0		23-9-0					
20-6-0		0-0-0		1-0-0		HOME		2-2-0		2-2-0		15-2-0					
11-15-0		1-3-0		0-1-0		AWAY		0-1-0		2-3-0		8-7-0					
0-0-0		0-0-0		0-0-0		NEUTRAL		0-0-0		0-0-0		0-0-0					
15-13-0		1-3-0		1-1-0		NON-CONFERENCE		0-2-0		1-2-0		12-5-0					
14-3-0		0-0-0		1-0-0		HOME		0-1-0		1-0-0		12-2-0					
1-10-0		1-3-0		0-0-		AWAY		0-1-0		0-2-0		0-3-0					
0-0-0		0-0-0		0-0-0		NEUTRAL		0-0-0		0-0-0		0-0-0					
16-8-0		0-0-0		0-0-0		CONFERENCE		2-1-0		3-3-0		11-4-0					
6-3-0		0-0-0		0-0-0		HOME		2-1-0		1-2-0		3-0-0					
10-5-0		0-0-0		0-0-0		AWAY		0-0-0		2-1-0		8-4-0					
0-0-0		0-0-0		0-0-0		NEUTRAL		0-0-0		0-0-0		0-0-0					
RPI	S	Opponent		Score		RPI	S	Opponent		Score		RPI	S	Opponent		Score	
2	A	UCLA		1	2	35	A	California		4	12	72	A	Saint Mary's (CA)		1	10
2	A	UCLA		0	6	35	H	California		6	0	72	H	Saint Mary's (CA)		3	6
2	A	UCLA		2	1							100	H	UTRGV		3	5
25	A	Illinois St.		1	2							100	H	UTRGV		5	4
												100	H	UTRGV		7	1

Non-Div. I Games:

Sacramento St.

RPI	S	Opponent	Score	
270	A	Utah Valley	5	4
272	A	Seattle U	9	3
272	A	Seattle U	2	4
272	A	Seattle U	6	2
279	A	Santa Clara	0	11
285	A	Chicago St.	7	5
285	A	Chicago St.	10	1
285	A	Chicago St.	13	3
286	A	Northern Colo.	12	2
286	A	Northern Colo.	6	8
286	A	Northern Colo.	15	10
287	H	Rider	6	3
287	H	Rider	7	0
287	H	Rider	5	4

Sacramento St.

S
a
c
r
a
m
e
n
t
o
s
t
.

S
a
c
r
a
m
e
n
t
o
s
t
.

H
i
g
h
P
o
i
n
t

High Point

RPI	S	Opponent	Score	
291	H	Longwood	12	2
291	H	Longwood	8	7
291	H	Longwood	3	1

High Point

H
i
g
h
P
o
i
n
t

H
i
g
h
P
o
i
n
t

Average RPI Win:		162	WON-LOST RECORD		WINNING PCT. RANK		LAST 10 GAMES		STRENGTH OF SCHEDULE		OPP. STRENGTH OF SCHEDULE		TEAM RPI		ADJ RPI		CONF. RPI		ADJ CONF. RPI	
DIV. I ONLY			28-25-0		.5283 132		7-3-0		168		119		153		.4979 152		12		12	
DIV. I NON-CONF.			16-10-0		.61538 86		2-1-0		203		131		119		.51456 119		13		13	
TOTALS		RPI 1-25		RPI 26-50		W-L RECORDS		RPI 51-100		RPI 101-150		RPI 150+								
28-25-0		0-1-0		1-1-0		OVERALL		6-8-0		4-6-0		17-9-0								
20-11-0		0-0-0		0-1-0		HOME		5-4-0		0-0-0		15-6-0								
8-14-0		0-1-0		1-0-0		AWAY		1-4-0		4-6-0		2-3-0								
0-0-0		0-0-0		0-0-0		NEUTRAL		0-0-0		0-0-0		0-0-0								
16-10-0		0-1-0		1-1-0		NON-CONFERENCE		4-1-0		2-2-0		9-5-0								
11-5-0		0-0-0		0-1-0		HOME		3-0-0		0-0-0		8-4-0								
5-5-0		0-1-0		1-0-		AWAY		1-1-0		2-2-0		1-1-0								
0-0-0		0-0-0		0-0-0		NEUTRAL		0-0-0		0-0-0		0-0-0								
12-15-0		0-0-0		0-0-0		CONFERENCE		2-7-0		2-4-0		8-4-0								
9-6-0		0-0-0		0-0-0		HOME		2-4-0		0-0-0		7-2-0								
3-9-0		0-0-0		0-0-0		AWAY		0-3-0		2-4-0		1-2-0								
0-0-0		0-0-0		0-0-0		NEUTRAL		0-0-0		0-0-0		0-0-0								
RPI	S	Opponent		Score		RPI	S	Opponent		Score		RPI	S	Opponent		Score				
21	A	LSU		5 7		41	A	Southern Miss.		2 1		64	H	Sam Houston St.		2 8				
						41	H	Southern Miss.		2 15		64	H	Sam Houston St.		2 6				
												64	H	Sam Houston St.		6 4				
												83	A	South Alabama		7 22				
												83	H	South Alabama		7 5				
												86	A	Tulane		14 9				
												86	H	Tulane		15 10				
												86	H	Tulane		8 7				
												93	H	Southeastern La.		6 7				
												93	H	Southeastern La.		1 7				
												93	H	Southeastern La.		7 4				
												96	A	Incarnate Word		2 5				
												96	A	Incarnate Word		7 15				
												96	A	Incarnate Word		2 3				
LAST 10 GAMES																				
21	A	LSU		5 7		210	H	Abilene Christian		5 4		209	H	Lamar University		2 4				
216	H	Houston Baptist		11 5		210	H	Abilene Christian		3 7		210	H	Lamar University		6 5				
216	H	Houston Baptist		14 6		210	H	Abilene Christian		14 2		210	H	Lamar University		7 6				
216	H	Houston Baptist		8 7		86	A	Tulane		14 9		210	H	Abilene Christian		5 4				
211	H	Southern U.		5 4		209	H	Lamar University		2 4		210	H	Abilene Christian		14 2				
												210	H	Abilene Christian		3 7				
												211	A	Southern U.		4 5				

Non-Div. I Games:

New Orleans

RPI	S	Opponent	Score	
211	H	Southern U.	9	6
211	H	Southern U.	5	4
216	H	Houston Baptist	14	6
216	H	Houston Baptist	8	7
216	H	Houston Baptist	11	5
242	H	Butler	2	1
256	A	Jackson St.	21	2
256	H	Jackson St.	4	12
285	H	Chicago St.	16	8

N
e
w
O
r
l
e
a
n
s

N
e
w
O
r
l
e
a
n
s

New Orleans

Average RPI Win:	194	WON-LOST RECORD	WINNING PCT. RANK	LAST 10 GAMES	STRENGTH OF SCHEDULE	OPP. STRENGTH OF SCHEDULE	TEAM RPI	ADJ RPI	CONF. RPI	ADJ CONF. RPI		
DIV. I ONLY		18-23-0	.43902	202	7-3-0	159	208	154	.49748	153	19	20
DIV. I NON-CONF.		6-15-0	.28571	249	0-2-0	72	206	167	.48993	167	14	14
<hr/>												
TOTALS	RPI 1-25	RPI 26-50		W-L RECORDS		RPI 51-100		RPI 101-150		RPI 150+		
18-23-0	0-0-0	0-5-0		OVERALL		0-0-0		2-8-0		16-10-0		
5-5-0	0-0-0	0-0-0		HOME		0-0-0		0-3-0		5-2-0		
13-18-0	0-0-0	0-5-0		AWAY		0-0-0		2-5-0		11-8-0		
0-0-0	0-0-0	0-0-0		NEUTRAL		0-0-0		0-0-0		0-0-0		
<hr/>												
6-15-0	0-0-0	0-5-0		NON-CONFERENCE		0-0-0		1-3-0		5-7-0		
1-1-0	0-0-0	0-0-0		HOME		0-0-0		0-0-0		1-1-0		
5-14-0	0-0-0	0-0-		AWAY		0-0-0		1-3-0		4-6-0		
0-0-0	0-0-0	0-0-0		NEUTRAL		0-0-0		0-0-0		0-0-0		
<hr/>												
12-8-0	0-0-0	0-0-0		CONFERENCE		0-0-0		1-5-0		11-3-0		
4-4-0	0-0-0	0-0-0		HOME		0-0-0		0-3-0		4-1-0		
8-4-0	0-0-0	0-0-0		AWAY		0-0-0		1-2-0		7-2-0		
0-0-0	0-0-0	0-0-0		NEUTRAL		0-0-0		0-0-0		0-0-0		
<hr/>												
RPI S	Opponent	Score	RPI S	Opponent	Score	RPI S	Opponent	Score	RPI S	Opponent	Score	
			33 A	Florida	5 6				102 A	New Mexico St.	6 19	
			33 A	Florida	1 15				102 A	New Mexico St.	6 14	
			33 A	Florida	3 4				102 A	New Mexico St.	4 2	
			43 A	UCF	5 7				102 A	New Mexico St.	6 13	
			43 A	UCF	1 8				107 A	Harvard	8 10	
									107 A	Harvard	0 3	
									107 A	Harvard	8 7	
									144 H	Columbia	2 3	
									144 H	Columbia	2 8	
									144 H	Columbia	1 4	
									152 A	New Orleans	8 6	
									152 A	New Orleans	4 1	
									152 A	New Orleans	7 8	
									180 A	Penn	6 5	
									180 A	Penn	9 7	
									180 A	Penn	8 0	
									196 A	Fairfield	9 10	
									203 H	Cornell	2 0	
									203 H	Cornell	0 3	
									203 H	Cornell	7 2	
									207 A	Quinnipiac	8 12	
			LAST 10 GAMES						207 H	Quinnipiac	11 2	
			230 H	Princeton	10 1	246 A	Sacred Heart	10 13	208 A	Stetson	7 3	
			230 H	Princeton	5 4	180 A	Penn	8 0	208 A	Stetson	5 7	
			252 A	Dartmouth	4 0	180 A	Penn	9 7	208 A	Stetson	13 3	
			252 A	Dartmouth	7 4	180 A	Penn	6 5	213 A	Hartford	7 11	
			252 A	Dartmouth	5 7	207 A	Quinnipiac	8 12	224 A	Brown	15 3	

Non-Div. I Games:

Yale

RPI	S	Opponent	Score	
224	A	Brown	7	8
224	A	Brown	11	3
230	H	Princeton	10	1
230	H	Princeton	5	4
246	A	Sacred Heart	10	13
246	H	Sacred Heart	8	9
252	A	Dartmouth	5	7
252	A	Dartmouth	7	4
252	A	Dartmouth	4	0

Yale

Y
a
l
e

Y
a
l
e

Average RPI Win: 192		WON-LOST	WINNING	LAST 10	STRENGTH OF		OPP. STRENGTH	TEAM	ADJ	CONF.	ADJ CONF.
Average RPI Loss: 110		RECORD	PCT. RANK	GAMES	SCHEDULE		OF SCHEDULE	RPI	RPI	RPI	RPI
DIV. I ONLY		27-23-0	.54	119	6-4-0		170	139	155	.49745	154
DIV. I NON-CONF.		16-13-0	.55172	117	0-1-0		252	128	204	.47148	204
TOTALS		RPI 1-25	RPI 26-50		W-L RECORDS		RPI 51-100		RPI 101-150		RPI 150+
27-23-0		0-2-0	1-3-0		OVERALL		0-6-0		5-7-0		21-5-0
21-9-0		0-0-0	0-1-0		HOME		0-3-0		4-1-0		17-4-0
6-13-0		0-1-0	1-2-0		AWAY		0-3-0		1-6-0		4-1-0
0-1-0		0-1-0	0-0-0		NEUTRAL		0-0-0		0-0-0		0-0-0
16-13-0		0-2-0	0-1-0		NON-CONFERENCE		0-3-0		3-3-0		13-4-0
13-8-0		0-0-0	0-1-0		HOME		0-3-0		2-0-0		11-4-0
3-4-0		0-1-0	0-0-0		AWAY		0-0-0		1-3-0		2-0-0
0-1-0		0-1-0	0-0-0		NEUTRAL		0-0-0		0-0-0		0-0-0
11-10-0		0-0-0	1-2-0		CONFERENCE		0-3-0		2-4-0		8-1-0
8-1-0		0-0-0	0-0-0		HOME		0-0-0		2-1-0		6-0-0
3-9-0		0-0-0	1-2-0		AWAY		0-3-0		0-3-0		2-1-0
0-0-0		0-0-0	0-0-0		NEUTRAL		0-0-0		0-0-0		0-0-0
RPI S	Opponent	Score	RPI S	Opponent	Score	RPI S	Opponent	Score	RPI S	Opponent	Score
1 N	Vanderbilt	1 15	42 H	Kentucky	2 6	69 H	Xavier	6 7	103 H	North Florida	4 8
10 A	Tennessee	2 11	50 A	Liberty	3 5	69 H	Xavier	2 4	103 H	North Florida	1 0
			50 A	Liberty	0 11	69 H	Xavier	1 10	103 H	North Florida	1 0
			50 A	Liberty	9 1	74 A	Jacksonville	5 6	106 A	Austin Peay	11 12
						74 A	Jacksonville	4 5	106 H	Austin Peay	9 8
						74 A	Jacksonville	2 3	124 A	FGCU	3 5
									124 A	FGCU	2 6
									124 A	FGCU	9 10
									128 H	Memphis	3 2
									148 A	Ohio St.	3 14
									148 A	Ohio St.	6 7
									148 A	Ohio St.	9 3
									156 H	Western Ky.	3 1
									182 H	Kennesaw St.	13 2
									182 H	Kennesaw St.	4 3
									182 H	Kennesaw St.	6 3
									198 H	UT Martin	3 7
									200 A	Belmont	18 3
									200 H	Belmont	1 10
									208 H	Stetson	9 8
									208 H	Stetson	5 3
									208 H	Stetson	3 2
									212 H	Western Mich.	13 5
									212 H	Western Mich.	5 17
									213 H	Hartford	9 8
									213 H	Hartford	7 0
									220 A	Middle Tenn.	8 6
LAST 10 GAMES			50 A	Liberty	0 11	103 H	North Florida	1 0	212 H	Western Mich.	13 5
			50 A	Liberty	3 5	198 H	UT Martin	3 7	212 H	Western Mich.	5 17
			50 A	Liberty	9 1	208 H	Stetson	3 2	213 H	Hartford	9 8
			103 H	North Florida	1 0	208 H	Stetson	5 3	213 H	Hartford	7 0
			103 H	North Florida	4 8	208 H	Stetson	9 8	220 A	Middle Tenn.	8 6

Non-Div. I Games:

Lipscomb

RPI	S	Opponent	Score	
220	H	Middle Tenn.	12	10
222	H	Tennessee Tech	4	1
223	A	NJIT	7	4
223	A	NJIT	1	5
223	A	NJIT	10	5
233	H	Valparaiso	6	8
233	H	Valparaiso	6	0
259	H	Toledo	12	6
265	H	Texas Southern	17	2
265	H	Texas Southern	11	1
265	H	Texas Southern	11	5

Lipscomb

L
i
p
s
c
o
m
b

L
i
p
s
c
o
m
b

Average RPI Win:	185	WON-LOST	WINNING	LAST 10	STRENGTH OF	OPP. STRENGTH	TEAM	ADJ	CONF.	ADJ CONF.
Average RPI Loss:	100	RECORD	PCT. RANK	GAMES	SCHEDULE	OF SCHEDULE	RPI	RPI	RPI	RPI
DIV. I ONLY		22-25-0	.46809 184	1-9-0	134	165	156	.49735 155	9	9
DIV. I NON-CONF.		13-10-0	.56522 111	0-2-0	220	256	150	.49744 150	10	10
<hr/>										
TOTALS	RPI 1-25	RPI 26-50		W-L RECORDS		RPI 51-100		RPI 101-150		RPI 150+
22-25-0	0-0-0	0-5-0		OVERALL		5-10-0		6-8-0		11-2-0
12-9-0	0-0-0	0-4-0		HOME		2-1-0		4-3-0		6-1-0
10-16-0	0-0-0	0-1-0		AWAY		3-9-0		2-5-0		5-1-0
0-0-0	0-0-0	0-0-0		NEUTRAL		0-0-0		0-0-0		0-0-0
13-10-0	0-0-0	0-2-0		NON-CONFERENCE		0-0-0		5-6-0		8-2-0
9-3-0	0-0-0	0-1-0		HOME		0-0-0		3-1-0		6-1-0
4-7-0	0-0-0	0-0-		AWAY		0-0-0		2-5-0		2-1-0
0-0-0	0-0-0	0-0-0		NEUTRAL		0-0-0		0-0-0		0-0-0
9-15-0	0-0-0	0-3-0		CONFERENCE		5-10-0		1-2-0		3-0-0
3-6-0	0-0-0	0-3-0		HOME		2-1-0		1-2-0		0-0-0
6-9-0	0-0-0	0-0-0		AWAY		3-9-0		0-0-0		3-0-0
0-0-0	0-0-0	0-0-0		NEUTRAL		0-0-0		0-0-0		0-0-0
RPI S Opponent	Score	RPI S Opponent	Score	RPI S Opponent	Score	RPI S Opponent	Score	RPI S Opponent	Score	
		32 H BYU	7 11	61 H Pepperdine	3 7	111 H Air Force	2 6			
		32 H BYU	1 12	61 H Pepperdine	3 2	111 H Air Force	5 3			
		32 H BYU	0 5	61 H Pepperdine	13 3	114 H San Francisco	4 9			
		47 A Fresno St.	3 11	72 A Saint Mary's (CA)	7 12	114 H San Francisco	3 6			
		47 H Fresno St.	2 17	72 A Saint Mary's (CA)	3 5	114 H San Francisco	13 6			
				72 A Saint Mary's (CA)	0 1	115 A Nevada	2 9			
				78 A Gonzaga	7 9	142 A California Baptist	3 10			
				78 A Gonzaga	0 3	142 A California Baptist	11 5			
				78 A Gonzaga	6 0	142 A California Baptist	2 3			
				82 A LMU (CA)	5 2	142 A California Baptist	0 6			
				82 A LMU (CA)	1 7	150 A Sacramento St.	6 2			
				82 A LMU (CA)	5 6	150 A Sacramento St.	2 5			
				95 A San Diego	3 12	150 H Sacramento St.	6 3			
				95 A San Diego	16 7	150 H Sacramento St.	11 3			
				95 A San Diego	2 4	186 A San Jose St.	8 1			
						230 A UC Davis	11 9			
						230 A UC Davis	0 7			
						230 H UC Davis	13 8			
						272 H Seattle U	6 5			
						272 H Seattle U	9 6			
						272 H Seattle U	1 8			
						279 A Santa Clara	1 0			
						279 A Santa Clara	9 8			
						279 A Santa Clara	13 3			
						285 H Chicago St.	9 3			
						285 H Chicago St.	7 2			
						285 H Chicago St.	4 1			
<hr/>										
LAST 10 GAMES										
		115 A Nevada	2 9	32 H BYU	1 12	279 A Santa Clara	9 8			
		95 A San Diego	2 4	32 H BYU	7 11	279 A Santa Clara	13 3			
		95 A San Diego	16 7	47 A Fresno St.	3 11	285 H Chicago St.	9 3			
		95 A San Diego	3 12	114 H San Francisco	4 9	285 H Chicago St.	7 2			
		32 H BYU	0 5	114 H San Francisco	3 6	285 H Chicago St.	4 1			

Non-Div. I Games:

Pacific

[illegible]

Non-Div. I Games:

Western Ky.

RPI	S	Opponent	Score	
199	A	Eastern Ky.	12	9
200	A	Belmont	12	7
200	H	Belmont	8	7
201	H	Charlotte	8	5
201	H	Charlotte	13	13
201	H	Charlotte	8	4
220	A	Middle Tenn.	4	11
220	A	Middle Tenn.	10	13
220	A	Middle Tenn.	4	13
278	H	Northern Ky.	5	4
278	H	Northern Ky.	9	6
278	H	Northern Ky.	19	2

Western Ky.

W
e
s
t
e
r
n
K
y
.

W
e
s
t
e
r
n
K
y
.

UAB				Through Games Of 05/14/2019										
Average RPI Win: 162		WON-LOST RECORD	WINNING PCT. RANK	LAST 10 GAMES	STRENGTH OF SCHEDULE	OPP. STRENGTH OF SCHEDULE	TEAM RPI	ADJ RPI	CONF. RPI	ADJ CONF. RPI				
Average RPI Loss: 105														
DIV. I ONLY		25-28-0	.4717	178	7-3-0	109	104	158	.49677	157	11	11		
DIV. I NON-CONF.		15-11-0	.57692	106	2-1-0	80	98	89	.53287	88	11	11		
<hr/>														
TOTALS		RPI 1-25	RPI 26-50		W-L RECORDS		RPI 51-100		RPI 101-150		RPI 150+			
25-28-0		1-2-0	1-7-0		OVERALL		3-5-0		5-5-0		15-9-0			
18-13-0		0-1-0	1-3-0		HOME		2-2-0		4-4-0		11-3-0			
7-15-0		1-1-0	0-4-0		AWAY		1-3-0		1-1-0		4-6-0			
0-0-0		0-0-0	0-0-0		NEUTRAL		0-0-0		0-0-0		0-0-0			
15-11-0		1-2-0	0-5-0		NON-CONFERENCE		2-0-0		4-3-0		8-1-0			
11-5-0		0-1-0	0-1-0		HOME		1-0-0		3-2-0		7-1-0			
4-6-0		1-1-0	0-0-		AWAY		1-0-0		1-1-0		1-0-0			
0-0-0		0-0-0	0-0-0		NEUTRAL		0-0-0		0-0-0		0-0-0			
10-17-0		0-0-0	1-2-0		CONFERENCE		1-5-0		1-2-0		7-8-0			
7-8-0		0-0-0	1-2-0		HOME		1-2-0		1-2-0		4-2-0			
3-9-0		0-0-0	0-0-0		AWAY		0-3-0		0-0-0		3-6-0			
0-0-0		0-0-0	0-0-0		NEUTRAL		0-0-0		0-0-0		0-0-0			
<hr/>														
RPI	S	Opponent	Score		RPI	S	Opponent	Score		RPI	S	Opponent	Score	
3	A	Mississippi St.	2	3	29	A	Ole Miss	1	2	53	A	Louisiana Tech	2	5
20	A	Auburn	6	4	29	A	Ole Miss	4	13	53	A	Louisiana Tech	6	7
20	H	Auburn	5	13	29	A	Ole Miss	9	15	53	A	Louisiana Tech	2	3
					36	H	Fla. Atlantic	6	9	66	H	Old Dominion	5	9
					36	H	Fla. Atlantic	6	5	66	H	Old Dominion	7	14
					36	H	Fla. Atlantic	2	6	66	H	Old Dominion	6	5
					40	A	Alabama	3	4	85	A	Samford	7	2
					40	H	Alabama	2	3	85	H	Samford	9	0
													</	

Non-Div. I Games:

UAB

RPI	S	Opponent	Score	
220	A	Middle Tenn.	2	9
241	H	SIUE	5	3
241	H	SIUE	13	5
241	H	SIUE	8	3
268	A	Alabama St.	10	6
268	H	Alabama St.	12	9
289	H	Alabama A&M	8	16

UAB

U
A
B

U
A
B

Average RPI Win: 219		WON-LOST	WINNING	LAST 10	STRENGTH OF		OPP. STRENGTH	TEAM	ADJ	CONF.	ADJ CONF.
Average RPI Loss: 143		RECORD	PCT. RANK	GAMES	SCHEDULE		OF SCHEDULE	RPI	RPI	RPI	RPI
DIV. I ONLY		22-26-0	.45833	192	4-6-0		140	230	152	.49636	158
DIV. I NON-CONF.		9-9-0	.5	143	2-0-0		90	262	87	.53143	94
TOTALS		RPI 1-25	RPI 26-50		W-L RECORDS		RPI 51-100		RPI 101-150		RPI 150+
22-26-0		0-4-0	0-0-0		OVERALL		1-2-0		1-5-0		20-15-0
6-9-0		0-0-0	0-0-0		HOME		0-0-0		0-3-0		6-6-0
16-17-0		0-4-0	0-0-0		AWAY		1-2-0		1-2-0		14-9-0
0-0-0		0-0-0	0-0-0		NEUTRAL		0-0-0		0-0-0		0-0-0
9-9-0		0-4-0	0-0-0		NON-CONFERENCE		0-0-0		0-0-0		9-5-0
2-1-0		0-0-0	0-0-0		HOME		0-0-0		0-0-0		2-1-0
7-8-0		0-4-0	0-0-		AWAY		0-0-0		0-0-0		7-4-0
0-0-0		0-0-0	0-0-0		NEUTRAL		0-0-0		0-0-0		0-0-0
13-17-0		0-0-0	0-0-0		CONFERENCE		1-2-0		1-5-0		11-10-0
4-8-0		0-0-0	0-0-0		HOME		0-0-0		0-3-0		4-5-0
9-9-0		0-0-0	0-0-0		AWAY		1-2-0		1-2-0		7-5-0
0-0-0		0-0-0	0-0-0		NEUTRAL		0-0-0		0-0-0		0-0-0
RPI S	Opponent	Score	RPI S	Opponent	Score	RPI S	Opponent	Score	RPI S	Opponent	Score
6 A	Arkansas	7 15				92 A	Morehead St.	8 10	106 H	Austin Peay	3 6
6 A	Arkansas	3 12				92 A	Morehead St.	5 4	106 H	Austin Peay	5 29
6 A	Arkansas	2 3				92 A	Morehead St.	8 11	106 H	Austin Peay	9 13
25 A	Illinois St.	0 3							120 A	Jacksonville St.	5 6
									120 A	Jacksonville St.	5 4
									120 A	Jacksonville St.	5 12
									156 A	Western Ky.	8 1
									156 A	Western Ky.	9 10
									156 A	Western Ky.	4 5
									166 H	Southern Ill.	8 9
									175 A	Murray St.	6 14
									175 A	Murray St.	1 3
									175 A	Murray St.	8 3
									198 H	UT Martin	4 9
									198 H	UT Martin	1 4
									198 H	UT Martin	16 5
									199 H	Eastern Ky.	3 4
									199 H	Eastern Ky.	10 9
									199 H	Eastern Ky.	3 7
									200 A	Belmont	1 5
									200 A	Belmont	7 9
									200 A	Belmont	9 6
									211 A	Southern U.	4 2
									211 A	Southern U.	8 10
									211 A	Southern U.	3 5
									211 A	Southern U.	6 1
									222 A	Tennessee Tech	15 5
Non-Div. I Games: Robert Morris (IL)			10	14	Robert Morris-Peoria	13	2	Lindenwood (IL)	5	2	Illinois Col.
											11 1
											Eastern Ill.

RPI	S	Opponent	Score	
222	A	Tennessee Tech	13	12
222	A	Tennessee Tech	13	2
241	A	SIUE	15	7
241	A	SIUE	4	3
241	A	SIUE	1	3
242	A	Butler	2	0
242	H	Butler	13	6
255	H	Southeast Mo. St.	9	6
255	H	Southeast Mo. St.	1	0
255	H	Southeast Mo. St.	9	10
268	A	Alabama St.	15	6
268	A	Alabama St.	9	4
285	A	Chicago St.	8	3
285	H	Chicago St.	6	3

Eastern Ill.

E
a
s
t
e
r
n
I
l
l
.

E
a
s
t
e
r
n
I
l
l
.

Average RPI Win:		210	WON-LOST RECORD		WINNING PCT. RANK		LAST 10 GAMES		STRENGTH OF SCHEDULE		OPP. STRENGTH OF SCHEDULE		TEAM RPI		ADJ RPI		CONF. RPI		ADJ CONF. RPI	
DIV. I ONLY			30-22-0		.57692 89		6-4-0		204		153		159		.49635 159		15		15	
DIV. I NON-CONF.			20-11-0		.64516 70		1-1-0		217		179		124		.51218 124		15		15	
TOTALS		RPI 1-25		RPI 26-50		W-L RECORDS		RPI 51-100		RPI 101-150		RPI 150+								
30-22-0		0-3-0		0-2-0		OVERALL		3-5-0		3-6-0		24-6-0								
22-11-0		0-0-0		0-1-0		HOME		0-4-0		0-0-0		22-6-0								
8-11-0		0-3-0		0-1-0		AWAY		3-1-0		3-6-0		2-0-0								
0-0-0		0-0-0		0-0-0		NEUTRAL		0-0-0		0-0-0		0-0-0								
20-11-0		0-3-0		0-2-0		NON-CONFERENCE		1-1-0		2-1-0		17-4-0								
15-6-0		0-0-0		0-1-0		HOME		0-1-0		0-0-0		15-4-0								
5-5-0		0-3-0		0-0-		AWAY		1-0-0		2-1-0		2-0-0								
0-0-0		0-0-0		0-0-0		NEUTRAL		0-0-0		0-0-0		0-0-0								
10-11-0		0-0-0		0-0-0		CONFERENCE		2-4-0		1-5-0		7-2-0								
7-5-0		0-0-0		0-0-0		HOME		0-3-0		0-0-0		7-2-0								
3-6-0		0-0-0		0-0-0		AWAY		2-1-0		1-5-0		0-0-0								
0-0-0		0-0-0		0-0-0		NEUTRAL		0-0-0		0-0-0		0-0-0								
RPI	S	Opponent		Score		RPI	S	Opponent		Score		RPI	S	Opponent		Score				
7	A	Louisville		0	5	44	A	Virginia		1	2	80	A	Maryland		14	1			
7	A	Louisville		1	11	44	H	Virginia		3	9	80	H	Maryland		5	6			
7	A	Louisville		0	1							87	A	William & Mary		1	7			
												87	A	William & Mary		5	3			
												87	A	William & Mary		3	1			
												91	H	Col. of Charleston		1	5			
												91	H	Col. of Charleston		5	6			
												91	H	Col. of Charleston		8	10			
														108		A	Elon	3	8	
														108		A	Elon	4	5	
														108		A	Elon	1	3	
														110		A	Cal St. Fullerton	3	12	
														110		A	Cal St. Fullerton	2	0	
														110		A	Cal St. Fullerton	1	0	
														140		A	Northeastern	9	8	
														140		A	Northeastern	1	6	
														140		A	Northeastern	4	5	
														151		H	High Point	11	0	
														151		H	High Point	2	0	
														151		H	High Point	6	8	
														165		H	Richmond	1	3	
														196		H	Fairfield	4	2	
														196		H	Fairfield	2	9	
														204		H	Hofstra	5	10	
														204		H	Hofstra	8	6	
														204		H	Hofstra	4	3	
														206		H	Lafayette	14	4	
														206		H	Lafayette	6	9	
														206		H	Lafayette	5	3	
														229		H	Delaware	7	4	
														229		H	Delaware	11	2	
														229		H	Delaware	3	5	
														248		H	Towson	6	5	
														248		H	Towson	1	0	
														248		H	Towson	5	2	
														204		H	Hofstra	5	10	
														204		H	Hofstra	4	3	
														248		H	Towson	5	2	
														248		H	Towson	5	2	

Non-Div. I Games:

James Madison

RPI	S	Opponent	Score	
251	A	VMI	9	8
251	H	VMI	5	4
253	A	George Mason	4	3
253	H	George Mason	10	7
262	H	Norfolk St.	6	5
262	H	Norfolk St.	16	5
262	H	Norfolk St.	12	2
269	H	St. Bonaventure	5	1
269	H	St. Bonaventure	7	4
271	H	Lehigh	7	6
271	H	Lehigh	10	1
291	H	Longwood	3	1

Average RPI Win: 195		WON-LOST	WINNING	LAST 10	STRENGTH OF		OPP. STRENGTH	TEAM	ADJ	CONF.	ADJ CONF.
Average RPI Loss: 121		RECORD	PCT. RANK	GAMES	SCHEDULE		OF SCHEDULE	RPI	RPI	RPI	RPI
DIV. I ONLY		27-26-0	.50943	147	7-3-0		192	143	160	.49581	160
DIV. I NON-CONF.		13-16-0	.44828	181	4-0-0		183	86	146	.49931	146
TOTALS		RPI 1-25	RPI 26-50		W-L RECORDS		RPI 51-100		RPI 101-150		RPI 150+
27-26-0		0-3-0	2-2-0		OVERALL		0-4-0		5-7-0		20-10-0
16-7-0		0-0-0	0-0-0		HOME		0-0-0		5-4-0		11-3-0
11-16-0		0-3-0	2-2-0		AWAY		0-4-0		0-0-0		9-7-0
0-3-0		0-0-0	0-0-0		NEUTRAL		0-0-0		0-3-0		0-0-0
13-16-0		0-3-0	2-2-0		NON-CONFERENCE		0-1-0		0-3-0		11-7-0
7-1-0		0-0-0	0-0-0		HOME		0-0-0		0-0-0		7-1-0
6-12-0		0-3-0	2-0-		AWAY		0-1-0		0-0-0		4-6-0
0-3-0		0-0-0	0-0-0		NEUTRAL		0-0-0		0-3-0		0-0-0
14-10-0		0-0-0	0-0-0		CONFERENCE		0-3-0		5-4-0		9-3-0
9-6-0		0-0-0	0-0-0		HOME		0-0-0		5-4-0		4-2-0
5-4-0		0-0-0	0-0-0		AWAY		0-3-0		0-0-0		5-1-0
0-0-0		0-0-0	0-0-0		NEUTRAL		0-0-0		0-0-0		0-0-0
RPI S	Opponent	Score		RPI S	Opponent	Score		RPI S	Opponent	Score	
5 A	Georgia	0	17	38 A	Clemson	8	7	63 A	Campbell	3	5
5 A	Georgia	6	7	40 A	Alabama	4	9	63 A	Campbell	2	3
5 A	Georgia	1	8	40 A	Alabama	2	7	63 A	Campbell	4	11
				40 A	Alabama	4	1	67 A	Ga. Southern	5	10
								117 H	Radford	7	1
								117 H	Radford	1	0
								117 H	Radford	3	9
								123 H	Gardner-Webb	11	6
								123 H	Gardner-Webb	4	5
								123 H	Gardner-Webb	6	5
								127 H	Winthrop	4	1
								127 H	Winthrop	4	6
								127 H	Winthrop	3	5
								132 N	Marist	4	9
								132 N	Marist	10	14
								132 N	Marist	5	7
								151 H	High Point	4	5
								151 H	High Point	2	4
								151 H	High Point	6	1
								163 A	Davidson	1	4
								163 A	Davidson	8	10
								163 H	Davidson	15	7
								173 A	Wofford	7	6
								173 H	Wofford	5	4
								173 H	Wofford	5	4
								182 A	Kennesaw St.	5	13
								182 A	Kennesaw St.	3	7
								197 A	Pittsburgh	1	2
								197 A	Pittsburgh	5	7
								197 A	Pittsburgh	9	7
								224 H	Brown	5	4
LAST 10 GAMES				240 H	Georgia St.	11	7	38 A	Clemson	8	7
				291 A	Longwood	10	1	127 H	Winthrop	4	1
				291 A	Longwood	13	11	127 H	Winthrop	4	6
				291 A	Longwood	5	6	127 H	Winthrop	3	5
				240 A	Georgia St.	13	4	197 A	Pittsburgh	9	7

Non-Div. I Games:

Presbyterian

RPI	S	Opponent	Score	
224	H	Brown	3	4
224	H	Brown	5	4
236	A	USC Upstate	5	4
236	A	USC Upstate	8	0
236	A	USC Upstate	4	3
240	A	Georgia St.	13	4
240	H	Georgia St.	11	7
260	H	UNC Asheville	7	2
260	H	UNC Asheville	4	2
260	H	UNC Asheville	6	2
273	A	N.C. Central	9	3
273	H	N.C. Central	6	5
291	A	Longwood	5	6
291	A	Longwood	13	11
291	A	Longwood	10	1

Presbyterian

P
r
e
s
b
y
t
e
r
i
a
n

P
r
e
s
b
y
t
e
r
i
a
n

RPI	S	Opponent	Score	
251	A	VMI	6	7
260	A	UNC Asheville	10	8
260	H	UNC Asheville	7	6
261	H	Wagner	6	1
261	H	Wagner	7	1
261	H	Wagner	4	3
275	A	The Citadel	3	1
275	A	The Citadel	9	0
275	A	The Citadel	4	0
282	H	Iona	4	3
282	H	Iona	14	3
282	H	Iona	14	4

ETSU

E
T
S
U

E
T
S
U

Average RPI Win:		145	WON-LOST RECORD		WINNING PCT. RANK		LAST 10 GAMES		STRENGTH OF SCHEDULE		OPP. STRENGTH OF SCHEDULE		TEAM RPI		ADJ RPI		CONF. RPI		ADJ CONF. RPI				
DIV. I ONLY			19-32-0		.37255	238	5-5-0		68		109		162		.49465	162	7		7				
DIV. I NON-CONF.			11-18-0		.37931	212	1-1-0		70		136		165		.49051	165	7		7				
TOTALS		RPI 1-25		RPI 26-50		W-L RECORDS		RPI 51-100		RPI 101-150		RPI 150+											
19-32-0		0-1-0		3-16-0		OVERALL		4-3-0		3-4-0		9-8-0											
10-6-0		0-0-0		3-4-0		HOME		0-0-0		2-2-0		5-0-0											
7-18-0		0-0-0		0-8-0		AWAY		4-3-0		0-1-0		3-6-0											
2-8-0		0-1-0		0-4-0		NEUTRAL		0-0-0		1-1-0		1-2-0											
11-18-0		0-1-0		2-8-0		NON-CONFERENCE		2-2-0		0-3-0		7-4-0											
7-2-0		0-0-0		2-1-0		HOME		0-0-0		0-1-0		5-0-0											
3-8-0		0-0-0		0-0-		AWAY		2-2-0		0-1-0		1-2-0											
1-8-0		0-1-0		0-4-0		NEUTRAL		0-0-0		0-1-0		1-2-0											
8-14-0		0-0-0		1-8-0		CONFERENCE		2-1-0		3-1-0		2-4-0											
3-4-0		0-0-0		1-3-0		HOME		0-0-0		2-1-0		0-0-0											
4-10-0		0-0-0		0-5-0		AWAY		2-1-0		0-0-0		2-4-0											
1-0-0		0-0-0		0-0-0		NEUTRAL		0-0-0		1-0-0		0-0-0											
RPI	S	Opponent		Score		RPI	S	Opponent		Score		RPI	S	Opponent		Score							
24	N	NC State		0	5	28	H	Indiana		4	13	55	A	Arizona		9	5						
						28	H	Indiana		2	11	68	A	Coastal Caro.		0	13						
						28	H	Indiana		5	3	68	A	Coastal Caro.		5	12						
						30	H	Indiana St.		1	0	79	A	Iowa		7	5						
						30	H	Indiana St.		6	0	79	A	Iowa		5	7						
						30	H	Indiana St.		1	2	79	A	Iowa		9	4						
						31	N	UConn		1	6	89	A	Notre Dame		3	2						
						31	N	UConn		3	9					148	N	Ohio St.		7	1		
						31	N	UConn		6	10					152	A	New Orleans		4	6		
						31	N	UConn		4	17					152	A	New Orleans		1	4		
						34	A	Arizona St.		2	13					152	A	New Orleans		8	4		
						34	A	Arizona St.		0	8					177	N	Western Caro.		4	6		
						34	A	Arizona St.		5	8					179	A	Rutgers		0	8		
						37	A	Nebraska		2	6					179	A	Rutgers		2	4		
						37	A	Nebraska		2	5					179	A	Rutgers		3	6		
						37	A	Nebraska		1	4					185	N	Appalachian St.		6	9		
						48	A	Michigan		0	7					195	A	Purdue		0	2		
						48	A	Michigan		2	16					195	A	Purdue		7	4		
						48	H	Michigan		3	6					195	A	Purdue		5	1		
						LAST 10 GAMES																	
						113	A	Central Mich.		2	10	48	A	Michigan		0	7	212	H	Western Mich.		3	2
						79	A	Iowa		7	5	195	A	Purdue		7	4	212	N	Western Mich.		5	2
						79	A	Iowa		9	4	195	A	Purdue		5	1	233	H	Valparaiso		9	3
						79	A	Iowa		5	7	195	A	Purdue		0	2	259	H	Toledo		4	2
						233	H	Valparaiso		9	3	104	H	Northwestern		2	3	266	H	Oakland		12	2
																		288	H	Eastern Mich.		5	3

Non-Div. I Games:

Michigan St.

Average RPI Win: 206		WON-LOST	WINNING	LAST 10	STRENGTH OF		OPP. STRENGTH	TEAM	ADJ		CONF.	ADJ CONF.			
Average RPI Loss: 140		RECORD	PCT. RANK	GAMES	SCHEDULE		OF SCHEDULE	RPI	RPI		RPI	RPI			
DIV. I ONLY		23-20-0	.53488	125	5-5-0		175	198	163	.4937	163	20	19		
DIV. I NON-CONF.		12-14-0	.46154	167	1-2-0		234	202	228	.4572	228	22	22		
<hr/>															
TOTALS		RPI 1-25	RPI 26-50		W-L RECORDS		RPI 51-100		RPI 101-150		RPI 150+				
23-20-0		0-2-0	0-2-0		OVERALL		1-3-0		3-5-0		19-8-0				
18-7-0		0-0-0	0-1-0		HOME		0-0-0		2-2-0		16-4-0				
5-13-0		0-2-0	0-1-0		AWAY		1-3-0		1-3-0		3-4-0				
0-0-0		0-0-0	0-0-0		NEUTRAL		0-0-0		0-0-0		0-0-0				
12-14-0		0-2-0	0-2-0		NON-CONFERENCE		0-1-0		0-3-0		12-6-0				
11-5-0		0-0-0	0-1-0		HOME		0-0-0		0-1-0		11-3-0				
1-9-0		0-2-0	0-0-		AWAY		0-1-0		0-2-0		1-3-0				
0-0-0		0-0-0	0-0-0		NEUTRAL		0-0-0		0-0-0		0-0-0				
11-6-0		0-0-0	0-0-0		CONFERENCE		1-2-0		3-2-0		7-2-0				
7-2-0		0-0-0	0-0-0		HOME		0-0-0		2-1-0		5-1-0				
4-4-0		0-0-0	0-0-0		AWAY		1-2-0		1-1-0		2-1-0				
0-0-0		0-0-0	0-0-0		NEUTRAL		0-0-0		0-0-0		0-0-0				
RPI	S	Opponent	Score	RPI	S	Opponent	Score	RPI	S	Opponent	Score	RPI	S	Opponent	Score
1	A	Vanderbilt	2 24	49	A	Duke	3 7	58	A	Wake Forest	8 11	123	A	Gardner-Webb	1 10
19	A	North Carolina	4 12	49	H	Duke	2 7	59	A	VCU	1 13	127	A	Winthrop	3 9
								59	A	VCU	3 2	127	H	Winthrop	4 7
								59	A	VCU	3 7	130	A	Massachusetts	1 2
												130	A	Massachusetts	2 1
												143	H	Rhode Island	10 2
												143	H	Rhode Island	0 4
												143	H	Rhode Island	7 2
												160	A	Presbyterian	7 15
												160	H	Presbyterian	4 1
												160	H	Presbyterian	10 8
												190	A	N.C. A&T	8 0
												190	H	N.C. A&T	12 10
												194	H	Saint Louis	6 5
												194	H	Saint Louis	4 5
												194	H	Saint Louis	10 6
												217	A	George Washington	6 5
												217	A	George Washington	5 6
												217	A	George Washington	3 0
												236	A	USC Upstate	6 7
												236	H	USC Upstate	7 9
												243	H	North Ala.	13 1
												243	H	North Ala.	5 2
												243	H	North Ala.	8 4
												248	H	Towson	15 3
												248	H	Towson	13 5
												248	H	Towson	4 1
<hr/>															
LAST 10 GAMES															

Non-Div. I Games:

Davidson

Davidson

Average RPI Win: 167		WON-LOST	WINNING	LAST 10	STRENGTH OF		OPP. STRENGTH	TEAM	ADJ	CONF.	ADJ CONF.
Average RPI Loss: 127		RECORD	PCT. RANK	GAMES	SCHEDULE		OF SCHEDULE	RPI	RPI	RPI	RPI
DIV. I ONLY		28-24-0	.53846	120	185		138	164	.49358	164	12
DIV. I NON-CONF.		14-8-0	.63636	74	210		187	140	.50352	140	13
TOTALS		RPI 1-25	RPI 26-50		W-L RECORDS		RPI 51-100		RPI 101-150		RPI 150+
28-24-0		0-1-0	1-1-0		OVERALL		7-9-0		7-4-0		13-9-0
21-11-0		0-0-0	0-1-0		HOME		4-5-0		6-1-0		11-4-0
7-13-0		0-1-0	1-0-0		AWAY		3-4-0		1-3-0		2-5-0
0-0-0		0-0-0	0-0-0		NEUTRAL		0-0-0		0-0-0		0-0-0
14-8-0		0-1-0	1-1-0		NON-CONFERENCE		3-4-0		3-2-0		7-0-0
12-5-0		0-0-0	0-1-0		HOME		3-3-0		3-1-0		6-0-0
2-3-0		0-1-0	1-0-		AWAY		0-1-0		0-1-0		1-0-0
0-0-0		0-0-0	0-0-0		NEUTRAL		0-0-0		0-0-0		0-0-0
14-16-0		0-0-0	0-0-0		CONFERENCE		4-5-0		4-2-0		6-9-0
9-6-0		0-0-0	0-0-0		HOME		1-2-0		3-0-0		5-4-0
5-10-0		0-0-0	0-0-0		AWAY		3-3-0		1-2-0		1-5-0
0-0-0		0-0-0	0-0-0		NEUTRAL		0-0-0		0-0-0		0-0-0
RPI S	Opponent	Score	RPI S	Opponent	Score	RPI S	Opponent	Score	RPI S	Opponent	Score
13 A	Texas A&M	2 12	32 H	BYU	2 6	54 H	Texas	8 2	101 A	McNeese	2 0
			46 A	Texas St.	12 5	64 A	Sam Houston St.	8 4	101 A	McNeese	2 5
						64 A	Sam Houston St.	5 11	101 A	McNeese	4 8
						64 A	Sam Houston St.	2 12	130 H	Massachusetts	12 9
						88 H	UT Arlington	9 10	133 H	Central Ark.	7 6
						88 H	UT Arlington	3 7	133 H	Central Ark.	9 8
						88 H	UT Arlington	5 1	133 H	Central Ark.	5 4
						88 H	UT Arlington	9 3	135 A	UTSA	7 10
						93 H	Southeastern La.	0 3	135 H	UTSA	4 16
						93 H	Southeastern La.	2 12	148 H	Ohio St.	3 2
						93 H	Southeastern La.	5 3	148 H	Ohio St.	8 7
						96 A	Incarnate Word	11 6	169 H	SFA	0 3
						96 A	Incarnate Word	5 6	169 H	SFA	1 6
						96 A	Incarnate Word	13 6	169 H	SFA	4 2
						100 A	UTRGV	4 9	172 A	Nicholls St.	3 5
						100 H	UTRGV	2 6	172 A	Nicholls St.	4 3
									172 A	Nicholls St.	3 6
									209 A	Lamar University	1 9
									209 A	Lamar University	3 7
									209 A	Lamar University	4 10
									210 H	Abilene Christian	7 3
									210 H	Abilene Christian	6 5
									210 H	Abilene Christian	1 4
									216 H	Houston Baptist	9 7
									216 H	Houston Baptist	6 2
									216 H	Houston Baptist	0 14
									219 H	Oral Roberts	5 1

Non-Div. I Games: Houston-Victoria 8 5 Houston-Victoria 8 1

A&M-Corpus Christi

RPI	S	Opponent	Score	
265	H	Texas Southern	8	2
288	H	Eastern Mich.	12	4
288	H	Eastern Mich.	8	2
288	H	Eastern Mich.	7	2
294	A	Prairie View	17	9
294	H	Prairie View	8	5

A
&
M
-
C
o
r
p
u
s
C
h
r
i
s
t
i

A
&
M
-
C
o
r
p
u
s
C
h
r
i
s
t
i

A&M-Corpus Christi

[illegible]

Non-Div. I Games:

Richmond

RPI	S	Opponent	Score	
274	H	Delaware St.	7	9
276	H	Bowling Green	8	6
276	H	Bowling Green	16	2
276	H	Bowling Green	4	3
287	H	Rider	6	1
287	H	Rider	3	6
287	H	Rider	10	1

Richmond

R
i
c
h
m
o
n
d

R
i
c
h
m
o
n
d

Average RPI Win: 163		WON-LOST RECORD		WINNING PCT. RANK		LAST 10 GAMES		STRENGTH OF SCHEDULE		OPP. STRENGTH OF SCHEDULE		TEAM RPI		ADJ RPI		CONF. RPI		ADJ CONF. RPI					
DIV. I ONLY		23-25-0		.47917 172		6-4-0		145		127		166		.49341 166		6		6					
DIV. I NON-CONF.		19-11-0		.63333 78		3-0-0		130		195		74		.54033 74		6		6					
TOTALS		RPI 1-25		RPI 26-50		W-L RECORDS		RPI 51-100		RPI 101-150		RPI 150+											
23-25-0		1-6-0		0-3-0		OVERALL		5-4-0		4-4-0		13-8-0											
18-7-0		1-3-0		0-0-0		HOME		5-1-0		2-2-0		10-1-0											
5-18-0		0-3-0		0-3-0		AWAY		0-3-0		2-2-0		3-7-0											
0-0-0		0-0-0		0-0-0		NEUTRAL		0-0-0		0-0-0		0-0-0											
19-11-0		1-3-0		0-0-0		NON-CONFERENCE		2-1-0		3-2-0		13-5-0											
14-2-0		1-0-0		0-0-0		HOME		2-1-0		1-0-0		10-1-0											
5-9-0		0-3-0		0-0-		AWAY		0-0-0		2-2-0		3-4-0											
0-0-0		0-0-0		0-0-0		NEUTRAL		0-0-0		0-0-0		0-0-0											
4-14-0		0-3-0		0-3-0		CONFERENCE		3-3-0		1-2-0		0-3-0											
4-5-0		0-3-0		0-0-0		HOME		3-0-0		1-2-0		0-0-0											
0-9-0		0-0-0		0-3-0		AWAY		0-3-0		0-0-0		0-3-0											
0-0-0		0-0-0		0-0-0		NEUTRAL		0-0-0		0-0-0		0-0-0											
RPI	S	Opponent		Score		RPI	S	Opponent		Score		RPI	S	Opponent		Score							
22	A	Illinois		4	5	30	A	Indiana St.		3	6	90	H	Evansville		5	2	106	A	Austin Peay		9	12
22	A	Illinois		4	5	30	A	Indiana St.		4	7	90	H	Evansville		8	6	106	H	Austin Peay		3	2
22	A	Illinois		5	14	30	A	Indiana St.		2	7	90	H	Evansville		4	1	128	A	Memphis		2	7
22	H	Illinois		12	3							92	H	Morehead St.		5	4	128	A	Memphis		2	1
25	H	Illinois St.		4	8							92	H	Morehead St.		9	8	136	H	Missouri St.		5	10
25	H	Illinois St.		6	7							92	H	Morehead St.		0	7	136	H	Missouri St.		4	13
25	H	Illinois St.		4	7							97	A	Bradley		1	7	136	H	Missouri St.		4	2
												97	A	Bradley		0	8	138	A	Arkansas St.		4	3
												97	A	Bradley		4	14	158	A	Eastern Ill.		9	8
																		172	A	Nicholls St.		6	5
																		172	A	Nicholls St.		2	3
																		172	A	Nicholls St.		3	7
																		175	H	Murray St.		8	3
																		194	H	Saint Louis		19	8
																		200	A	Belmont		13	9
																		200	H	Belmont		10	4
																		228	H	Northern Ill.		2	17
																		228	H	Northern Ill.		3	1
																		228	H	Northern Ill.		8	6
																		233	A	Valparaiso		1	4
																		233	A	Valparaiso		1	7
																		233	A	Valparaiso		4	5
																		237	H	Western Ill.		16	1
																		237	H	Western Ill.		8	1
																		237	H	Western Ill.		6	1
																		241	H	SIUE		7	6
																		242	A	Butler		4	5
				LAST 10 GAMES																			
						194	H	Saint Louis		19	8	90	H	Evansville		5	2						
						233	A	Valparaiso		1	4	90	H	Evansville		8	6						
						233	A	Valparaiso		1	7	175	H	Murray St.		8	3						
						233	A	Valparaiso		4	5	22	H	Illinois		12	3						
						90	H	Evansville		4	1	30	A	Indiana St.		4	7						

Non-Div. I Games:

Southern Ill.

RPI	S	Opponent	Score	
255	A	Southeast Mo. St.	9	11
255	H	Southeast Mo. St.	4	1

Southern Ill.

S
o
u
t
h
e
r
n
I
l
l
.

S
o
u
t
h
e
r
n
I
l
l
.

Average RPI Win:	199	WON-LOST RECORD	WINNING PCT. RANK	LAST 10 GAMES	STRENGTH OF SCHEDULE	OPP. STRENGTH OF SCHEDULE	TEAM RPI	ADJ RPI	CONF. RPI	ADJ CONF. RPI				
DIV. I ONLY		24-26-0	.48	169	3-7-0	189	122	167	.49281	167	9	9		
DIV. I NON-CONF.		18-8-0	.69231	49	0-4-0	264	156	95	.5314	95	10	10		
<hr/>														
TOTALS	RPI 1-25	RPI 26-50		W-L RECORDS		RPI 51-100		RPI 101-150		RPI 150+				
24-26-0	1-1-0	0-3-0		OVERALL		5-16-0		1-2-0		17-4-0				
11-9-0	0-0-0	0-0-0		HOME		3-8-0		0-0-0		8-1-0				
10-17-0	0-1-0	0-3-0		AWAY		2-8-0		1-2-0		7-3-0				
3-0-0	1-0-0	0-0-0		NEUTRAL		0-0-0		0-0-0		2-0-0				
18-8-0	1-1-0	0-0-0		NON-CONFERENCE		2-4-0		0-0-0		15-3-0				
7-1-0	0-0-0	0-0-0		HOME		1-1-0		0-0-0		6-0-0				
8-7-0	0-1-0	0-0-		AWAY		1-3-0		0-0-0		7-3-0				
3-0-0	1-0-0	0-0-0		NEUTRAL		0-0-0		0-0-0		2-0-0				
6-18-0	0-0-0	0-3-0		CONFERENCE		3-12-0		1-2-0		2-1-0				
4-8-0	0-0-0	0-0-0		HOME		2-7-0		0-0-0		2-1-0				
2-10-0	0-0-0	0-3-0		AWAY		1-5-0		1-2-0		0-0-0				
0-0-0	0-0-0	0-0-0		NEUTRAL		0-0-0		0-0-0		0-0-0				
RPI S	Opponent	Score	RPI S	Opponent	Score	RPI S	Opponent	Score	RPI S	Opponent	Score			
17 A	Oregon St.	3 4	32 A	BYU	1 10	51 A	Oregon	1 4	114 A	San Francisco	1 2			
17 N	Oregon St.	5 1	32 A	BYU	1 11	51 H	Oregon	5 3	114 A	San Francisco	4 5			
			32 A	BYU	1 3	61 H	Pepperdine	2 1	114 A	San Francisco	20 2			
						61 H	Pepperdine	7 12	169 A	SFA	7 8			
						61 H	Pepperdine	3 4	169 A	SFA	7 1			
						65 A	Washington	8 10	169 A	SFA	7 3			
						65 H	Washington	3 8	169 A	SFA	5 6			
						72 A	Saint Mary's (CA)	1 2	186 A	San Jose St.	13 2			
						72 A	Saint Mary's (CA)	0 1	226 A	Hawaii	5 9			
						72 A	Saint Mary's (CA)	2 4	226 A	Hawaii	10 4			
						78 H	Gonzaga	3 4	226 A	Hawaii	4 0			
						78 H	Gonzaga	2 4	226 A	Hawaii	7 4			
						78 H	Gonzaga	3 19	264 N	North Dakota St.	2 1			
						82 H	LMU (CA)	5 3	264 N	North Dakota St.	8 5			
						82 H	LMU (CA)	3 10	272 A	Seattle U	8 4			
						82 H	LMU (CA)	1 2	272 H	Seattle U	7 1			
						95 A	San Diego	2 10	272 H	Seattle U	16 14			
						95 A	San Diego	20 0	279 H	Santa Clara	3 8			
						95 A	San Diego	3 4	279 H	Santa Clara	13 9			
						100 A	UTRGV	1 2	279 H	Santa Clara	5 3			
									286 H	Northern Colo.	17 2			
									286 H	Northern Colo.	9 8			
									286 H	Northern Colo.	8 5			
									286 H	Northern Colo.	4 0			
<hr/>														
LAST 10 GAMES														
17 A	Oregon St.	3 4	61 H	Pepperdine	2 1	61 H	Pepperdine	7 12	61 H	Pepperdine	3 4	65 A	Washington	8 10

Non-Div. I Games:

Portland

RPI	S	Opponent	Score	
100	A	UTRGV	6	4

51	A	Oregon	1	4
279	H	Santa Clara	13	9
279	H	Santa Clara	3	8
279	H	Santa Clara	5	3
65	H	Washington	3	8

P
o
r
t
l
a
n
d

P
o
r
t
l
a
n
d

RPI	S	Opponent	Score	
201	H	Charlotte	2	1
208	A	Stetson	4	6
208	H	Stetson	5	8
220	A	Middle Tenn.	7	3
220	A	Middle Tenn.	1	3
220	A	Middle Tenn.	10	6
257	H	Florida A&M	2	3
257	H	Florida A&M	8	6
267	A	Bethune-Cookman	7	4
267	H	Bethune-Cookman	9	2
267	H	Bethune-Cookman	2	0

FIU

F
I
U

F
I
U

Average RPI Win: 171		WON-LOST	WINNING	LAST 10	STRENGTH OF		OPP. STRENGTH	TEAM	ADJ		CONF.	ADJ CONF.
Average RPI Loss: 105		RECORD	PCT. RANK	GAMES	SCHEDULE		OF SCHEDULE	RPI	RPI		RPI	RPI
DIV. I ONLY		22-30-0	.42308	212	3-7-0		101	146	169		12	12
DIV. I NON-CONF.		8-17-0	.32	233	1-1-0		74	194	208		13	13
TOTALS		RPI 1-25	RPI 26-50		W-L RECORDS		RPI 51-100		RPI 101-150		RPI 150+	
22-30-0		0-4-0	0-3-0		OVERALL		4-7-0		4-8-0		14-8-0	
11-13-0		0-0-0	0-1-0		HOME		2-4-0		3-3-0		6-5-0	
10-16-0		0-4-0	0-2-0		AWAY		1-2-0		1-5-0		8-3-0	
1-1-0		0-0-0	0-0-0		NEUTRAL		1-1-0		0-0-0		0-0-0	
8-17-0		0-4-0	0-3-0		NON-CONFERENCE		2-3-0		1-2-0		5-5-0	
4-8-0		0-0-0	0-1-0		HOME		0-0-0		1-2-0		3-5-0	
3-8-0		0-4-0	0-0-		AWAY		1-2-0		0-0-0		2-0-0	
1-1-0		0-0-0	0-0-0		NEUTRAL		1-1-0		0-0-0		0-0-0	
14-13-0		0-0-0	0-0-0		CONFERENCE		2-4-0		3-6-0		9-3-0	
7-5-0		0-0-0	0-0-0		HOME		2-4-0		2-1-0		3-0-0	
7-8-0		0-0-0	0-0-0		AWAY		0-0-0		1-5-0		6-3-0	
0-0-0		0-0-0	0-0-0		NEUTRAL		0-0-0		0-0-0		0-0-0	
RPI S	Opponent	Score	RPI S	Opponent	Score	RPI S	Opponent	Score	RPI S	Opponent	Score	
12 A	UC Santa Barbara	2 3	26 A	DBU	0 11	64 H	Sam Houston St.	12 7	101 A	McNeese	0 2	
12 A	UC Santa Barbara	0 7	27 A	Baylor	0 10	64 H	Sam Houston St.	2 4	101 A	McNeese	1 6	
12 A	UC Santa Barbara	12 14	39 H	Houston	1 16	64 H	Sam Houston St.	3 6	101 A	McNeese	1 5	
13 A	Texas A&M	3 5				77 A	TCU	3 19	112 H	Northwestern St.	4 2	
						88 A	UT Arlington	8 9	112 H	Northwestern St.	5 3	
						88 A	UT Arlington	11 9	112 H	Northwestern St.	0 7	
						93 H	Southeastern La.	4 2	133 A	Central Ark.	3 9	
						93 H	Southeastern La.	3 11	133 A	Central Ark.	0 7	
						93 H	Southeastern La.	1 5	133 A	Central Ark.	3 1	
						98 N	Wichita St.	3 2	138 H	Arkansas St.	6 7	
						98 N	Wichita St.	2 18	138 H	Arkansas St.	4 2	
									138 H	Arkansas St.	2 11	
									164 A	A&M-Corpus Christi	2 4	
									164 A	A&M-Corpus Christi	6 1	
									164 A	A&M-Corpus Christi	3 0	
									167 H	Portland	6 5	
									167 H	Portland	3 7	
									167 H	Portland	8 7	
									167 H	Portland	1 7	
									171 H	Army West Point	5 8	
									171 H	Army West Point	4 5	
									172 A	Nicholls St.	3 6	
									172 A	Nicholls St.	5 1	
									172 A	Nicholls St.	7 13	
									209 A	Lamar University	4 1	
									209 A	Lamar University	5 3	
									209 A	Lamar University	4 2	
LAST 10 GAMES			LAST 10 GAMES			LAST 10 GAMES			LAST 10 GAMES			
172 A	Nicholls St.	7 13	101 A	McNeese	1 6	172 A	Nicholls St.	5 1	101 A	McNeese	0 2	
172 A	Nicholls St.	3 6	101 A	McNeese	0 2	292 A	Ark.-Pine Bluff	4 2	209 A	Lamar University	4 1	
172 A	Nicholls St.	5 1	112 H	Northwestern St.	5 3	112 H	Northwestern St.	0 7	209 A	Lamar University	5 3	
26 A	DBU	0 11	112 H	Northwestern St.	0 7							
101 A	McNeese	1 5										

Non-Div. I Games:

SFA

RPI	S	Opponent	Score	
216	H	Houston Baptist	1	0
216	H	Houston Baptist	6	0
216	H	Houston Baptist	4	2
239	H	Grambling	6	2
292	A	Ark.-Pine Bluff	4	2
292	H	Ark.-Pine Bluff	4	6
294	A	Prairie View	8	5

SFA

S
F
A

F
u
r
m
a
n

Furman

RPI	S	Opponent	Score	
275	H	The Citadel	5	4
275	H	The Citadel	20	6

Furman

F
u
r
m
a
n

F
u
r
m
a
n

[illegible]

Non-Div. I Games:

Army West Point

RPI	S	Opponent	Score	
227	H	Manhattan	4	1
227	H	Manhattan	12	6
238	A	Ohio	8	6
238	A	Ohio	11	2
238	A	Ohio	0	1
244	N	Saint Joseph's	11	5
244	N	Saint Joseph's	2	3
246	H	Sacred Heart	12	1
258	A	Siena	6	1
271	A	Lehigh	3	2
271	A	Lehigh	8	7
271	H	Lehigh	6	13
271	H	Lehigh	14	0
271	H	Lehigh	3	2
280	A	Bucknell	4	3
280	A	Bucknell	6	7
280	A	Bucknell	16	9
280	H	Bucknell	0	2
280	H	Bucknell	11	1
283	H	Villanova	23	11
290	N	Fairleigh Dickinson	5	10
291	A	Longwood	12	2
291	A	Longwood	10	3

Army West Point

Army West Point

Army West Point

Average RPI Win:	185	WON-LOST RECORD	WINNING PCT. RANK	LAST 10 GAMES		STRENGTH OF SCHEDULE	OPP. STRENGTH OF SCHEDULE	TEAM RPI	ADJ RPI	CONF. RPI	ADJ CONF. RPI	
DIV. I ONLY		26-25-0	.5098	145	6-4-0	162	170	172	.4884	172	12	12
DIV. I NON-CONF.		13-9-0	.59091	104	3-1-0	184	251	148	.49834	148	13	13
<hr/>												
TOTALS	RPI 1-25	RPI 26-50		W-L RECORDS		RPI 51-100		RPI 101-150		RPI 150+		
26-25-0	0-1-0	0-1-0		OVERALL		3-6-0		1-8-0		22-9-0		
19-11-0	0-0-0	0-0-0		HOME		1-4-0		0-1-0		18-6-0		
6-12-0	0-1-0	0-0-0		AWAY		2-2-0		1-7-0		3-2-0		
1-2-0	0-0-0	0-1-0		NEUTRAL		0-0-0		0-0-0		1-1-0		
13-9-0	0-1-0	0-1-0		NON-CONFERENCE		1-2-0		0-1-0		12-4-0		
11-3-0	0-0-0	0-0-0		HOME		0-1-0		0-1-0		11-1-0		
1-4-0	0-1-0	0-0-		AWAY		1-1-0		0-0-0		0-2-0		
1-2-0	0-0-0	0-1-0		NEUTRAL		0-0-0		0-0-0		1-1-0		
13-16-0	0-0-0	0-0-0		CONFERENCE		2-4-0		1-7-0		10-5-0		
8-8-0	0-0-0	0-0-0		HOME		1-3-0		0-0-0		7-5-0		
5-8-0	0-0-0	0-0-0		AWAY		1-1-0		1-7-0		3-0-0		
0-0-0	0-0-0	0-0-0		NEUTRAL		0-0-0		0-0-0		0-0-0		
RPI	S	Opponent	Score	RPI	S	Opponent	Score	RPI	S	Opponent	Score	
21	A	LSU	4 5	41	N	Southern Miss.	0 5	83	A	South Alabama	3 6	
								86	A	Tulane	5 3	
								86	H	Tulane	4 7	
								93	A	Southeastern La.	4 1	
								93	A	Southeastern La.	1 3	
								93	H	Southeastern La.	1 11	
								96	H	Incarnate Word	7 3	
								96	H	Incarnate Word	4 6	
								96	H	Incarnate Word	4 7	
										101	A McNeese	6 7
										101	A McNeese	4 5
										112	A Northwestern St.	2 3
										112	A Northwestern St.	7 9
										112	A Northwestern St.	1 7
										129	H Louisiana	1 3
										133	A Central Ark.	3 4
										133	A Central Ark.	0 5
										133	A Central Ark.	2 1
										152	H New Orleans	3 2
										152	H New Orleans	9 1
										152	H New Orleans	2 3
										164	H A&M-Corpus Christi	6 3
										164	H A&M-Corpus Christi	5 3
										164	H A&M-Corpus Christi	3 4
										166	H Southern Ill.	7 3
										166	H Southern Ill.	5 6
										166	H Southern Ill.	3 2
										169	H SFA	13 7
										169	H SFA	6 3
										169	H SFA	1 5
				LAST 10 GAMES						186	H San Jose St.	10 7
				169	H	SFA	13 7			186	H San Jose St.	6 5
				169	H	SFA	6 3			186	H San Jose St.	3 2
				169	H	SFA	1 5			211	A Southern U.	5 6
				86	A	Tulane	5 3			186	H San Jose St.	10 7
				216	H	Houston Baptist	3 6			186	H San Jose St.	6 5
										216	H Houston Baptist	4 3
										216	H Houston Baptist	7 11
										211	A Southern U.	5 6
										186	H San Jose St.	10 7
										186	H San Jose St.	6 5

Non-Div. I Games:	LSU-Alexandria	3	0
--------------------------	-----------------------	----------	----------

Nicholls St.

RPI	S	Opponent	Score	
209	A	Lamar University	4	2
209	A	Lamar University	6	5
211	A	Southern U.	5	6
211	H	Southern U.	4	2
216	H	Houston Baptist	7	11
216	H	Houston Baptist	3	6
216	H	Houston Baptist	4	3
239	H	Grambling	6	1
239	H	Grambling	16	5
239	H	Grambling	7	2
256	A	Jackson St.	0	6
293	H	Alcorn	25	5
293	H	Alcorn	10	1

Nicholls St.

N
i
c
h
o
l
l
s
t
.

N
i
c
h
o
l
l
s
t
.

Average RPI Win:	199	WON-LOST RECORD	WINNING PCT. RANK	LAST 10 GAMES	STRENGTH OF SCHEDULE	OPP. STRENGTH OF SCHEDULE	TEAM RPI	ADJ RPI	CONF. RPI	ADJ CONF. RPI	
Average RPI Loss:	156										
DIV. I ONLY	31-22-0	.58491	85	6-4-0	218	209	173	.48838	173	17	17
DIV. I NON-CONF.	19-14-0	.57576	108	1-1-0	214	258	174	.48534	174	19	19
<hr/>											
TOTALS	RPI 1-25	RPI 26-50		W-L RECORDS	RPI 51-100		RPI 101-150		RPI 150+		
31-22-0	0-0-0	0-0-0		OVERALL	1-5-0		9-5-0		21-12-0		
22-13-0	0-0-0	0-0-0		HOME	1-4-0		9-4-0		12-5-0		
9-8-0	0-0-0	0-0-0		AWAY	0-1-0		0-1-0		9-6-0		
0-1-0	0-0-0	0-0-0		NEUTRAL	0-0-0		0-0-0		0-1-0		
19-14-0	0-0-0	0-0-0		NON-CONFERENCE	0-3-0		7-4-0		12-7-0		
16-7-0	0-0-0	0-0-0		HOME	0-2-0		7-3-0		9-2-0		
3-6-0	0-0-0	0-0-		AWAY	0-1-0		0-1-0		3-4-0		
0-1-0	0-0-0	0-0-0		NEUTRAL	0-0-0		0-0-0		0-1-0		
12-8-0	0-0-0	0-0-0		CONFERENCE	1-2-0		2-1-0		9-5-0		
6-6-0	0-0-0	0-0-0		HOME	1-2-0		2-1-0		3-3-0		
6-2-0	0-0-0	0-0-0		AWAY	0-0-0		0-0-0		6-2-0		
0-0-0	0-0-0	0-0-0		NEUTRAL	0-0-0		0-0-0		0-0-0		
RPI	S	Opponent	Score	RPI	S	Opponent	Score	RPI	S	Opponent	Score

Non-Div. I Games:

Wofford

RPI	S	Opponent	Score	
206	H	Lafayette	7	6
236	A	USC Upstate	13	6
236	H	USC Upstate	3	1
238	H	Ohio	5	2
238	H	Ohio	2	0
238	H	Ohio	4	6
250	N	Charleston So.	3	4
251	H	VMI	15	4
251	H	VMI	4	5
251	H	VMI	19	4
257	A	Florida A&M	4	9
257	A	Florida A&M	14	11
257	A	Florida A&M	1	2
260	A	UNC Asheville	12	1
260	H	UNC Asheville	14	2
275	A	The Citadel	8	1
275	A	The Citadel	4	3
275	A	The Citadel	17	7
298	H	UMES	9	0
298	H	UMES	13	5

Wofford

W
o
f
f
o
r
d

W
o
f
f
o
r
d

Average RPI Win:		231	WON-LOST RECORD		WINNING PCT. RANK		LAST 10 GAMES		STRENGTH OF SCHEDULE		OPP. STRENGTH OF SCHEDULE		TEAM RPI		ADJ RPI		CONF. RPI		ADJ CONF. RPI	
DIV. I ONLY			32-21-0		.60377 64		7-3-0		282		214		174		.48726 174		20		19	
DIV. I NON-CONF.			19-13-0		.59375 101		2-2-0		293		246		184		.47959 184		22		22	
TOTALS		RPI 1-25		RPI 26-50		W-L RECORDS		RPI 51-100		RPI 101-150		RPI 150+								
32-21-0		0-3-0		0-0-0		OVERALL		1-2-0		4-4-0		27-12-0								
17-4-0		0-0-0		0-0-0		HOME		0-0-0		1-0-0		16-4-0								
15-16-0		0-3-0		0-0-0		AWAY		1-2-0		3-4-0		11-7-0								
0-1-0		0-0-0		0-0-0		NEUTRAL		0-0-0		0-0-0		0-1-0								
19-13-0		0-3-0		0-0-0		NON-CONFERENCE		0-0-0		3-2-0		16-8-0								
8-1-0		0-0-0		0-0-0		HOME		0-0-0		1-0-0		7-1-0								
11-11-0		0-3-0		0-0-		AWAY		0-0-0		2-2-0		9-6-0								
0-1-0		0-0-0		0-0-0		NEUTRAL		0-0-0		0-0-0		0-1-0								
13-8-0		0-0-0		0-0-0		CONFERENCE		1-2-0		1-2-0		11-4-0								
9-3-0		0-0-0		0-0-0		HOME		0-0-0		0-0-0		9-3-0								
4-5-0		0-0-0		0-0-0		AWAY		1-2-0		1-2-0		2-1-0								
0-0-0		0-0-0		0-0-0		NEUTRAL		0-0-0		0-0-0		0-0-0								
RPI	S	Opponent		Score		RPI	S	Opponent		Score		RPI	S	Opponent		Score				
13	A	Texas A&M		0	4			59 A VCU		0	3	103	A	North Florida		3	4			
13	A	Texas A&M		1	3			59 A VCU		3	8	103	A	North Florida		8	5			
13	A	Texas A&M		6	19			59 A VCU		11	1	103	A	North Florida		4	7			
												103	A	North Florida		8	6			
												143	A	Rhode Island		3	5			
												143	A	Rhode Island		8	9			
												143	A	Rhode Island		2	0			
												144	H	Columbia		3	2			
												194	H	Saint Louis		1	4			
												194	H	Saint Louis		3	1			
												194	H	Saint Louis		4	7			
												196	A	Fairfield		5	6			
												203	N	Cornell		0	1			
												204	H	Hofstra		4	3			
												204	H	Hofstra		4	3			
												214	A	Albany (NY)		7	5			
												225	A	UMass Lowell		9	2			
												225	A	UMass Lowell		2	3			
												225	A	UMass Lowell		2	8			
												227	H	Manhattan		9	0			
												244	H	Saint Joseph's		2	0			
												244	H	Saint Joseph's		6	0			
												244	H	Saint Joseph's		4	3			
												246	A	Sacred Heart		8	2			
												246	H	Sacred Heart		12	3			
												248	A	Towson		6	1			
												248	A	Towson		0	8			

Non-Div. I Games:

Fordham

RPI	S	Opponent	Score	
249	H	La Salle	5	0
249	H	La Salle	7	2
249	H	La Salle	11	1
253	A	George Mason	2	3
253	A	George Mason	2	1
253	A	George Mason	6	3
258	A	Siena	0	12
258	H	Siena	5	4
261	H	Wagner	2	3
269	H	St. Bonaventure	8	1
269	H	St. Bonaventure	0	1
269	H	St. Bonaventure	8	2
282	H	Iona	5	1
282	H	Iona	9	2
290	A	Fairleigh Dickinson	22	10
298	A	UMES	7	2
298	A	UMES	2	1
298	A	UMES	4	1
298	A	UMES	4	6
299	A	Saint Peter's	8	5

Fordham

F
o
r
d
h
a
m

F
o
r
d
h
a
m

[illegible]

Non-Div. I Games:	Kentucky St.	12	8
-------------------	--------------	----	---

Murray St.

RPI	S	Opponent	Score	
219	A	Oral Roberts	5	6
219	A	Oral Roberts	3	11
220	A	Middle Tenn.	5	8
220	H	Middle Tenn.	12	6
222	A	Tennessee Tech	4	10
222	A	Tennessee Tech	14	7
222	A	Tennessee Tech	7	3
255	H	Southeast Mo. St.	2	4
255	H	Southeast Mo. St.	9	5
255	H	Southeast Mo. St.	6	5

Average RPI Win:	181	WON-LOST RECORD	WINNING PCT. RANK	LAST 10 GAMES	STRENGTH OF SCHEDULE	OPP. STRENGTH OF SCHEDULE	TEAM RPI	ADJ RPI	CONF. RPI	ADJ CONF. RPI		
DIV. I ONLY		22-24-0	.47826	174	4-6-0	173	106	176	.48639	176	7	7
DIV. I NON-CONF.		18-6-0	.75	26	1-1-0	237	224	97	.53106	97	7	7
<hr/>												
TOTALS	RPI 1-25	RPI 26-50		W-L RECORDS		RPI 51-100		RPI 101-150		RPI 150+		
22-24-0	0-3-0	4-8-0		OVERALL		1-5-0		1-2-0		16-6-0		
10-12-0	0-0-0	0-3-0		HOME		1-5-0		0-0-0		9-4-0		
5-10-0	0-3-0	3-3-0		AWAY		0-0-0		1-2-0		1-2-0		
7-2-0	0-0-0	1-2-0		NEUTRAL		0-0-0		0-0-0		6-0-0		
18-6-0	0-0-0	3-3-0		NON-CONFERENCE		0-0-0		0-0-0		15-3-0		
8-3-0	0-0-0	0-0-0		HOME		0-0-0		0-0-0		8-3-0		
3-1-0	0-0-0	2-0-		AWAY		0-0-0		0-0-0		1-0-0		
7-2-0	0-0-0	1-2-0		NEUTRAL		0-0-0		0-0-0		6-0-0		
4-18-0	0-3-0	1-5-0		CONFERENCE		1-5-0		1-2-0		1-3-0		
2-9-0	0-0-0	0-3-0		HOME		1-5-0		0-0-0		1-1-0		
2-9-0	0-3-0	1-2-0		AWAY		0-0-0		1-2-0		0-2-0		
0-0-0	0-0-0	0-0-0		NEUTRAL		0-0-0		0-0-0		0-0-0		
RPI	S	Opponent	Score	RPI	S	Opponent	Score	RPI	S	Opponent	Score	
22	A	Illinois	1 2	28	A	Indiana	3 5	70	H	Minnesota	1 5	
22	A	Illinois	3 4	28	A	Indiana	3 0	70	H	Minnesota	5 7	
22	A	Illinois	6 7	28	A	Indiana	2 3	70	H	Minnesota	6 8	
				37	H	Nebraska	1 3	80	H	Maryland	2 5	
				37	H	Nebraska	2 3	80	H	Maryland	4 6	
				37	H	Nebraska	2 4	80	H	Maryland	10 7	
				43	A	UCF	3 5					
				43	A	UCF	5 2					
				43	A	UCF	11 5					
				49	N	Duke	8 7					
				49	N	Duke	0 14					
				49	N	Duke	2 9					
				LAST 10 GAMES								
				295	H	Mt. St. Mary's	8 6	179	H	Rutgers	1 5	
				148	A	Ohio St.	0 2	179	H	Rutgers	5 4	
				148	A	Ohio St.	10 6	80	H	Maryland	10 7	
				148	A	Ohio St.	2 4	80	H	Maryland	4 6	
				248	H	Towson	4 6	80	H	Maryland	2 5	

Non-Div. I Games:

Penn St.

[illegible]

Non-Div. I Games:

Western Caro.

RPI	S	Opponent	Score	
251	H	VMI	14	5
260	A	UNC Asheville	16	4
260	H	UNC Asheville	8	11
266	H	Oakland	21	9
266	H	Oakland	12	2
266	H	Oakland	9	8

Western Caro.

W
e
s
t
e
r
n
C
a
r
o
.

W
e
s
t
e
r
n
C
a
r
o
.

Average RPI Win: 187		WON-LOST	WINNING	LAST 10	STRENGTH OF	OPP. STRENGTH	TEAM	ADJ	CONF.	ADJ CONF.			
Average RPI Loss: 122		RECORD	PCT. RANK	GAMES	SCHEDULE	OF SCHEDULE	RPI	RPI	RPI	RPI			
DIV. I ONLY		26-27-0	.49057	156	5-5-0	186	126	178	.48579	178			
DIV. I NON-CONF.		16-16-0	.5	143	0-1-0	179	121	172	.48612	172			
TOTALS		RPI 1-25	RPI 26-50	W-L RECORDS	RPI 51-100	RPI 101-150	RPI 150+						
26-27-0	0-6-0	0-1-0	OVERALL	5-6-0	5-4-0	16-10-0							
15-15-0	0-3-0	0-1-0	HOME	2-4-0	2-1-0	11-6-0							
11-12-0	0-3-0	0-0-0	AWAY	3-2-0	3-3-0	5-4-0							
0-0-0	0-0-0	0-0-0	NEUTRAL	0-0-0	0-0-0	0-0-0							
16-16-0	0-6-0	0-1-0	NON-CONFERENCE	3-2-0	1-2-0	12-5-0							
12-9-0	0-3-0	0-1-0	HOME	2-1-0	0-0-0	10-4-0							
4-7-0	0-3-0	0-0-0	AWAY	1-1-0	1-2-0	2-1-0							
0-0-0	0-0-0	0-0-0	NEUTRAL	0-0-0	0-0-0	0-0-0							
10-11-0	0-0-0	0-0-0	CONFERENCE	2-4-0	4-2-0	4-5-0							
3-6-0	0-0-0	0-0-0	HOME	0-3-0	2-1-0	1-2-0							
7-5-0	0-0-0	0-0-0	AWAY	2-1-0	2-1-0	3-3-0							
0-0-0	0-0-0	0-0-0	NEUTRAL	0-0-0	0-0-0	0-0-0							
RPI S	Opponent	Score	RPI S	Opponent	Score	RPI S	Opponent	Score	RPI S	Opponent	Score		
4 A	East Carolina	5 8	30 H	Indiana St.	0 1	63 A	Campbell	5 1	108 A	Elon	1 2		
4 H	East Carolina	1 9				63 H	Campbell	3 1	108 A	Elon	2 1		
19 A	North Carolina	3 4				68 A	Coastal Caro.	2 9	108 A	Elon	7 5		
19 H	North Carolina	4 11				68 H	Coastal Caro.	5 10	128 A	Memphis	4 7		
24 A	NC State	3 11				68 H	Coastal Caro.	5 4	128 A	Memphis	8 10		
24 H	NC State	7 14				87 H	William & Mary	1 8	128 A	Memphis	15 6		
						87 H	William & Mary	2 3	140 H	Northeastern	4 5		
						87 H	William & Mary	2 3	140 H	Northeastern	4 3		
						91 A	Col. of Charleston	6 5	140 H	Northeastern	7 4		
						91 A	Col. of Charleston	14 4	182 A	Kennesaw St.	12 4		
						91 A	Col. of Charleston	3 10	182 A	Kennesaw St.	5 2		
									182 A	Kennesaw St.	8 9		
									193 H	Marshall	0 1		
									204 A	Hofstra	8 9		
									204 A	Hofstra	4 6		
									204 A	Hofstra	3 7		
									229 H	Delaware	10 2		
									229 H	Delaware	5 9		
									229 H	Delaware	5 7		
									233 H	Valparaiso	10 8		
									233 H	Valparaiso	8 10		
									233 H	Valparaiso	4 3		
									244 H	Saint Joseph's	10 8		
									244 H	Saint Joseph's	2 4		
									248 A	Towson	3 1		
									248 A	Towson	11 6		
									248 A	Towson	8 4		
			LAST 10 GAMES			229 H	Delaware	5 7					
			108 A	Elon	1 2	24 A	NC State	3 11					
			108 A	Elon	2 1	91 A	Col. of Charleston	3 10					
			108 A	Elon	7 5	91 A	Col. of Charleston	14 4					
			229 H	Delaware	10 2	91 A	Col. of Charleston	6 5					
			229 H	Delaware	5 9								

Non-Div. I Games:

UNCW

RPI	S	Opponent	Score	
251	H	VMI	5	3
251	H	VMI	5	2
258	H	Siena	2	1
258	H	Siena	10	3
258	H	Siena	7	2
259	H	Toledo	3	5
259	H	Toledo	13	5
282	H	Iona	11	4

U
N
C
W

U
N
C
W

UNCW

Average RPI Win: 191		WON-LOST	WINNING	LAST 10	STRENGTH OF		OPP. STRENGTH	TEAM	ADJ	CONF.	ADJ CONF.
Average RPI Loss: 106		RECORD	PCT. RANK	GAMES	SCHEDULE		OF SCHEDULE	RPI	RPI	RPI	RPI
DIV. I ONLY		20-28-0	.41667	217	3-7-0		111	178	179	.48569	179
DIV. I NON-CONF.		11-17-0	.39286	204	1-1-0		108	248	170	.48682	170
TOTALS		RPI 1-25	RPI 26-50		W-L RECORDS		RPI 51-100		RPI 101-150		RPI 150+
20-28-0		0-3-0	0-6-0		OVERALL		1-5-0		5-7-0		14-7-0
12-7-0		0-0-0	0-0-0		HOME		0-0-0		3-4-0		9-3-0
6-17-0		0-3-0	0-3-0		AWAY		1-5-0		2-2-0		3-4-0
2-4-0		0-0-0	0-3-0		NEUTRAL		0-0-0		0-1-0		2-0-0
11-17-0		0-3-0	0-3-0		NON-CONFERENCE		0-3-0		3-3-0		8-5-0
5-2-0		0-0-0	0-0-0		HOME		0-0-0		1-0-0		4-2-0
4-11-0		0-3-0	0-0-		AWAY		0-3-0		2-2-0		2-3-0
2-4-0		0-0-0	0-3-0		NEUTRAL		0-0-0		0-1-0		2-0-0
9-11-0		0-0-0	0-3-0		CONFERENCE		1-2-0		2-4-0		6-2-0
7-5-0		0-0-0	0-0-0		HOME		0-0-0		2-4-0		5-1-0
2-6-0		0-0-0	0-3-0		AWAY		1-2-0		0-0-0		1-1-0
0-0-0		0-0-0	0-0-0		NEUTRAL		0-0-0		0-0-0		0-0-0
RPI S	Opponent	Score	RPI S	Opponent	Score	RPI S	Opponent	Score	RPI S	Opponent	Score
16 A	Miami (FL)	3 19	30 N	Indiana St.	1 3	66 A	Old Dominion	2 3	104 H	Northwestern	0 4
16 A	Miami (FL)	3 9	30 N	Indiana St.	5 7	66 A	Old Dominion	5 12	104 H	Northwestern	5 4
16 A	Miami (FL)	1 7	30 N	Indiana St.	3 4	66 A	Old Dominion	2 12	104 H	Northwestern	3 5
			48 A	Michigan	3 8	79 A	Iowa	1 6	107 N	Harvard	6 7
			48 A	Michigan	1 10	79 A	Iowa	5 9	124 A	FGCU	3 11
			48 A	Michigan	1 4	79 A	Iowa	15 3	124 A	FGCU	1 4
									124 A	FGCU	4 1
									131 H	Stony Brook	6 5
									144 A	Columbia	8 5
									148 H	Ohio St.	3 5
									148 H	Ohio St.	3 2
									148 H	Ohio St.	0 2
									152 A	New Orleans	2 7
									162 H	Michigan St.	6 3
									162 H	Michigan St.	8 0
									162 H	Michigan St.	4 2
									176 A	Penn St.	5 1
									176 A	Penn St.	4 5
									195 H	Purdue	2 0
									195 H	Purdue	6 1
									195 H	Purdue	2 6
									204 H	Hofstra	4 6
									206 A	Lafayette	9 3
									234 H	Monmouth	2 1
									236 A	USC Upstate	0 1
									236 A	USC Upstate	4 13
									236 A	USC Upstate	8 7
			LAST 10 GAMES								
			104 H	Northwestern	5 4	176 A	Penn St.	4 5	206 A	Lafayette	9 3
			104 H	Northwestern	0 4	287 H	Rider	5 4	234 H	Monmouth	2 1
			104 H	Northwestern	3 5	48 A	Michigan	1 4	236 A	USC Upstate	0 1
			283 H	Villanova	3 4	48 A	Michigan	1 10	236 A	USC Upstate	4 13
			176 A	Penn St.	5 1	48 A	Michigan	3 8	236 A	USC Upstate	8 7

Non-Div. I Games:

Rutgers

RPI	S	Opponent	Score	
242	N	Butler	3	2
261	H	Wagner	11	10
282	H	Iona	7	3
283	H	Villanova	3	4
285	N	Chicago St.	6	2
287	H	Rider	5	4

Rutgers

R
u
t
g
e
r
s

R
u
t
g
e
r
s

Average RPI Win:	203	WON-LOST	WINNING	LAST 10	STRENGTH OF	OPP. STRENGTH	TEAM	ADJ	CONF.	ADJ CONF.	
Average RPI Loss:	167	RECORD	PCT. RANK	GAMES	SCHEDULE	OF SCHEDULE	RPI	RPI	RPI	RPI	
DIV. I ONLY	23-18-0	.56098	105	4-6-0	236	242	180	.48529	180	19	20
DIV. I NON-CONF.	12-8-0	.6	95	1-1-0	186	278	102	.5287	102	14	14
<hr/>											
TOTALS	RPI 1-25	RPI 26-50		W-L RECORDS		RPI 51-100		RPI 101-150		RPI 150+	
23-18-0	0-0-0	2-0-0		OVERALL		0-3-0		5-4-0		16-11-0	
11-9-0	0-0-0	0-0-0		HOME		0-0-0		3-3-0		8-6-0	
11-9-0	0-0-0	2-0-0		AWAY		0-3-0		2-1-0		7-5-0	
1-0-0	0-0-0	0-0-0		NEUTRAL		0-0-0		0-0-0		1-0-0	
<hr/>											
12-8-0	0-0-0	2-0-0		NON-CONFERENCE		0-3-0		2-1-0		8-4-0	
4-1-0	0-0-0	0-0-0		HOME		0-0-0		0-0-0		4-1-0	
7-7-0	0-0-0	2-0-		AWAY		0-3-0		2-1-0		3-3-0	
1-0-0	0-0-0	0-0-0		NEUTRAL		0-0-0		0-0-0		1-0-0	
<hr/>											
11-10-0	0-0-0	0-0-0		CONFERENCE		0-0-0		3-3-0		8-7-0	
7-8-0	0-0-0	0-0-0		HOME		0-0-0		3-3-0		4-5-0	
4-2-0	0-0-0	0-0-0		AWAY		0-0-0		0-0-0		4-2-0	
0-0-0	0-0-0	0-0-0		NEUTRAL		0-0-0		0-0-0		0-0-0	
<hr/>											
RPI	S	Opponent	Score	RPI	S	Opponent	Score	RPI	S	Opponent	Score
49	A	Duke	3 1	71	A	UNC Greensboro	5 6	107	H	Harvard	6 8
49	A	Duke	7 6	71	A	UNC Greensboro	7 10	107	H	Harvard	16 12
				71	A	UNC Greensboro	3 5	107	H	Harvard	9 12
								127	A	Winthrop	13 4
								127	A	Winthrop	1 4
								127	A	Winthrop	13 5
								144	H	Columbia	5 2
								144	H	Columbia	0 4
								144	H	Columbia	13 1
								153	H	Yale	0 8
								153	H	Yale	7 9
								153	H	Yale	5 6
								183	H	Seton Hall	5 2
								203	A	Cornell	3 4
								203	A	Cornell	7 8
								203	A	Cornell	6 2
								206	N	Lafayette	19 3
								217	A	George Washington	4 8
								224	H	Brown	8 7
								224	H	Brown	17 4
								224	H	Brown	7 14
				LAST 10 GAMES				230	H	Princeton	15 9
				144	H	Columbia	0 4	203	A	Cornell	3 4
				144	H	Columbia	5 2	230	H	Princeton	1 0
				144	H	Columbia	13 1	230	H	Princeton	2 7
				217	A	George Washington	4 8	234	H	Monmouth	5 8
				203	A	Cornell	7 8	244	H	Saint Joseph's	20 7
								249	A	La Salle	6 7

Non-Div. I Games:

Penn

RPI	S	Opponent	Score	
252	A	Dartmouth	15	3
252	A	Dartmouth	13	1
252	A	Dartmouth	21	15
271	A	Lehigh	13	2
283	A	Villanova	4	5
290	A	Fairleigh Dickinson	16	2
290	A	Fairleigh Dickinson	8	5
290	H	Fairleigh Dickinson	18	5
290	H	Fairleigh Dickinson	8	4

P
e
n
n

P
e
n
n

Penn

[illegible]

Non-Div. I Games:

New Mexico

RPI	S	Opponent	Score	
220	H	UC Riverside	11	10
220	H	UC Riverside	10	18
281	H	Niagara	5	3
281	H	Niagara	13	3
281	H	Niagara	3	5
281	H	Niagara	7	4

New Mexico

N
e
w
M
e
x
i
c
o

N
e
w
M
e
x
i
c
o

Average RPI Win: 173		WON-LOST	WINNING	LAST 10	STRENGTH OF		OPP. STRENGTH	TEAM	ADJ	CONF.	ADJ CONF.
Average RPI Loss: 127		RECORD	PCT. RANK	GAMES	SCHEDULE		OF SCHEDULE	RPI	RPI	RPI	RPI
DIV. I ONLY		25-28-0	.4717	178	5-5-0		129	148	182	.48494	182
DIV. I NON-CONF.		16-16-0	.5	143	2-0-0		153	114	179	.48239	179
TOTALS		RPI 1-25	RPI 26-50		W-L RECORDS		RPI 51-100		RPI 101-150		RPI 150+
25-28-0		1-4-0	1-2-0		OVERALL		1-4-0		6-5-0		16-13-0
21-12-0		1-2-0	1-2-0		HOME		1-0-0		5-2-0		13-6-0
4-16-0		0-2-0	0-0-0		AWAY		0-4-0		1-3-0		3-7-0
0-0-0		0-0-0	0-0-0		NEUTRAL		0-0-0		0-0-0		0-0-0
16-16-0		1-4-0	0-0-0		NON-CONFERENCE		1-4-0		4-1-0		10-7-0
16-8-0		1-2-0	0-0-0		HOME		1-0-0		4-0-0		10-6-0
0-8-0		0-2-0	0-0-0		AWAY		0-4-0		0-1-0		0-1-0
0-0-0		0-0-0	0-0-0		NEUTRAL		0-0-0		0-0-0		0-0-0
9-12-0		0-0-0	1-2-0		CONFERENCE		0-0-0		2-4-0		6-6-0
5-4-0		0-0-0	1-2-0		HOME		0-0-0		1-2-0		3-0-0
4-8-0		0-0-0	0-0-0		AWAY		0-0-0		1-2-0		3-6-0
0-0-0		0-0-0	0-0-0		NEUTRAL		0-0-0		0-0-0		0-0-0
RPI S	Opponent	Score	RPI S	Opponent	Score	RPI S	Opponent	Score	RPI S	Opponent	Score
5 A	Georgia	1 11	50 H	Liberty	3 5	67 A	Ga. Southern	2 7	103 A	North Florida	2 3
5 H	Georgia	6 7	50 H	Liberty	7 3	67 H	Ga. Southern	11 10	103 A	North Florida	0 8
8 A	Georgia Tech	1 9	50 H	Liberty	10 14	85 A	Samford	2 3	103 A	North Florida	9 4
8 H	Georgia Tech	7 10				85 A	Samford	5 6	124 H	FGCU	4 6
18 H	West Virginia	5 3				85 A	Samford	3 6	124 H	FGCU	4 8
									124 H	FGCU	4 0
									130 H	Massachusetts	12 2
									130 H	Massachusetts	9 0
									130 H	Massachusetts	12 7
									145 A	Mercer	0 7
									145 H	Mercer	8 5
									154 A	Lipscomb	3 6
									154 A	Lipscomb	2 13
									154 A	Lipscomb	3 4
									160 H	Presbyterian	13 5
									160 H	Presbyterian	7 3
									165 H	Richmond	8 9
									178 H	UNCW	2 5
									178 H	UNCW	4 12
									178 H	UNCW	9 8
									189 H	Binghamton	10 1
									189 H	Binghamton	6 12
									198 H	UT Martin	2 1
									198 H	UT Martin	3 1
									198 H	UT Martin	4 6
									208 A	Stetson	3 9
									208 A	Stetson	0 4
LAST 10 GAMES			LAST 10 GAMES			LAST 10 GAMES			LAST 10 GAMES		
67 H	Ga. Southern	11 10	50 H	Liberty	7 3	67 H	Ga. Southern	11 10	50 H	Liberty	7 3
103 A	North Florida	9 4	50 H	Liberty	10 14	103 A	North Florida	9 4	50 H	Liberty	10 14
103 A	North Florida	2 3	50 H	Liberty	3 5	103 A	North Florida	2 3	50 H	Liberty	3 5
103 A	North Florida	0 8	223 A	NJIT	6 7	103 A	North Florida	0 8	223 A	NJIT	6 7
145 H	Mercer	8 5	223 A	NJIT	18 8	145 H	Mercer	8 5	223 A	NJIT	18 8

Non-Div. I Games:

Kennesaw St.

RPI	S	Opponent	Score	
208	A	Stetson	2	1
215	H	UIC	9	2
223	A	NJIT	6	7
223	A	NJIT	18	8
223	A	NJIT	13	11
240	A	Georgia St.	7	9
240	H	Georgia St.	12	10
243	H	North Ala.	8	3
243	H	North Ala.	7	6
243	H	North Ala.	3	1
248	H	Towson	11	5
248	H	Towson	2	5
248	H	Towson	5	2

Kennesaw St.

K
e
n
n
e
s
a
w
S
t
.

K
e
n
n
e
s
a
w
S
t
.

Average RPI Win:	221	WON-LOST RECORD	WINNING PCT. RANK	LAST 10 GAMES	STRENGTH OF SCHEDULE	OPP. STRENGTH OF SCHEDULE	TEAM RPI	ADJ RPI	CONF. RPI	ADJ CONF. RPI	
DIV. I ONLY		25-23-0	.52083 135	8-2-0	259	213	183	.48469 183	16	16	
DIV. I NON-CONF.		16-17-0	.48485 154	2-0-0	274	252	188	.47811 188	17	17	
<hr/>											
TOTALS	RPI 1-25	RPI 26-50		W-L RECORDS	RPI 51-100		RPI 101-150		RPI 150+		
25-23-0	0-3-0	1-1-0		OVERALL	3-4-0		1-5-0		20-10-0		
5-4-0	0-3-0	0-0-0		HOME	0-0-0		0-0-0		5-1-0		
16-12-0	0-0-0	1-1-0		AWAY	3-3-0		0-0-0		12-8-0		
4-7-0	0-0-0	0-0-0		NEUTRAL	0-1-0		1-5-0		3-1-0		
<hr/>											
16-17-0	0-0-0	1-1-0		NON-CONFERENCE	1-3-0		1-5-0		13-8-0		
0-0-0	0-0-0	0-0-0		HOME	0-0-0		0-0-0		0-0-0		
12-10-0	0-0-0	1-0-		AWAY	1-2-0		0-0-0		10-7-0		
4-7-0	0-0-0	0-0-0		NEUTRAL	0-1-0		1-5-0		3-1-0		
<hr/>											
9-6-0	0-3-0	0-0-0		CONFERENCE	2-1-0		0-0-0		7-2-0		
5-4-0	0-3-0	0-0-0		HOME	0-0-0		0-0-0		5-1-0		
4-2-0	0-0-0	0-0-0		AWAY	2-1-0		0-0-0		2-1-0		
0-0-0	0-0-0	0-0-0		NEUTRAL	0-0-0		0-0-0		0-0-0		
<hr/>											
RPI S Opponent	Score		RPI S Opponent	Score		RPI S Opponent	Score		RPI S Opponent	Score	
23 H Creighton	1	5	44 A Virginia	0	4	69 A Xavier	11	3	107 N Harvard	7	4
23 H Creighton	1	3	44 A Virginia	3	0	69 A Xavier	3	1	107 N Harvard	2	6
23 H Creighton	1	11				69 A Xavier	5	7	146 N Dayton	1	2
						75 N Kansas	4	7	148 N Ohio St.	0	6
						77 A TCU	6	8	148 N Ohio St.	3	5
						77 A TCU	1	5	148 N Ohio St.	3	4
						77 A TCU	7	3	168 A FIU	5	6
									168 A FIU	0	1
									168 A FIU	7	10
									180 A Penn	2	5
									206 A Lafayette	7	1
									223 N NJIT	8	5
									230 A Princeton	7	2
									234 A Monmouth	6	3
									234 A Monmouth	12	2
									242 H Butler	4	5
									242 H Butler	9	4
									242 H Butler	9	8
									244 N Saint Joseph's	4	7
									245 H Georgetown	7	1
									245 H Georgetown	6	2
									245 H Georgetown	6	5
									261 A Wagner	11	7
									261 N Wagner	10	0
									280 N Bucknell	12	1
									282 A Iona	7	0
									282 A Iona	0	5
<hr/>											
			LAST 10 GAMES								
			245 H Georgetown	6	2	69 A Xavier	3	1	261 A Wagner	11	7
			245 H Georgetown	7	1	206 A Lafayette	7	1	261 N Wagner	10	0
			245 H Georgetown	6	5	299 A Saint Peter's	8	1	280 N Bucknell	12	1
			69 A Xavier	5	7	242 H Butler	9	4	282 A Iona	7	0
			69 A Xavier	11	3	242 H Butler	4	5	282 A Iona	0	5

Non-Div. I Games:

Seton Hall

RPI	S	Opponent	Score	
282	A	Iona	14	3
283	A	Villanova	6	3
283	A	Villanova	5	6
283	A	Villanova	7	5
287	A	Rider	8	11
290	A	Fairleigh Dickinson	5	6
290	A	Fairleigh Dickinson	10	5
290	A	Fairleigh Dickinson	8	1
299	A	Saint Peter's	8	1

Seton Hall

S
e
t
o
n
H
a
l
l

S
e
t
o
n
H
a
l
l

Average RPI Win:	215	WON-LOST	WINNING	LAST 10	STRENGTH OF	OPP. STRENGTH	TEAM	ADJ	CONF.	ADJ CONF.	
Average RPI Loss:	129	RECORD	PCT. RANK	GAMES	SCHEDULE	OF SCHEDULE	RPI	RPI	RPI	RPI	
DIV. I ONLY	22-26-0	.45833	192	3-7-0	223	202	184	.48468	184	28	28
DIV. I NON-CONF.	6-19-0	.24	262	0-3-0	149	38	203	.47175	203	27	27
<hr/>											
TOTALS	RPI 1-25	RPI 26-50		W-L RECORDS		RPI 51-100		RPI 101-150		RPI 150+	
22-26-0	0-1-0	0-7-0		OVERALL		1-5-0		4-4-0		17-9-0	
10-3-0	0-0-0	0-0-0		HOME		0-0-0		1-0-0		9-3-0	
12-22-0	0-1-0	0-7-0		AWAY		1-5-0		3-4-0		8-5-0	
0-1-0	0-0-0	0-0-0		NEUTRAL		0-0-0		0-0-0		0-1-0	
6-19-0	0-1-0	0-7-0		NON-CONFERENCE		1-5-0		2-3-0		3-3-0	
1-0-0	0-0-0	0-0-0		HOME		0-0-0		1-0-0		0-0-0	
5-19-0	0-1-0	0-0-		AWAY		1-5-0		1-3-0		3-3-0	
0-0-0	0-0-0	0-0-0		NEUTRAL		0-0-0		0-0-0		0-0-0	
16-7-0	0-0-0	0-0-0		CONFERENCE		0-0-0		2-1-0		14-6-0	
9-3-0	0-0-0	0-0-0		HOME		0-0-0		0-0-0		9-3-0	
7-3-0	0-0-0	0-0-0		AWAY		0-0-0		2-1-0		5-2-0	
0-1-0	0-0-0	0-0-0		NEUTRAL		0-0-0		0-0-0		0-1-0	
RPI S	Opponent	Score	RPI S	Opponent	Score	RPI S	Opponent	Score	RPI S	Opponent	Score
18 A	West Virginia	4 5	28 A	Indiana	6 18	73 A	Kansas St.	5 6	126 A	Kent St.	1 10
			28 A	Indiana	5 16	73 A	Kansas St.	15 3	126 H	Kent St.	13 2
			28 A	Indiana	2 5	81 A	Wright St.	2 3	132 A	Marist	4 2
			28 A	Indiana	1 12	89 A	Notre Dame	2 3	132 A	Marist	3 8
			42 A	Kentucky	3 4	89 A	Notre Dame	4 5	132 A	Marist	8 6
			42 A	Kentucky	3 12	89 A	Notre Dame	0 3	146 A	Dayton	2 6
			42 A	Kentucky	2 10				146 A	Dayton	2 1
									146 A	Dayton	13 17
									196 A	Fairfield	9 2
									196 A	Fairfield	8 3
									196 A	Fairfield	2 3
									201 A	Charlotte	5 3
									201 A	Charlotte	2 9
									201 A	Charlotte	10 5
									207 A	Quinnipiac	9 10
									207 A	Quinnipiac	3 1
									207 A	Quinnipiac	9 2
									227 H	Manhattan	3 2
									227 H	Manhattan	10 4
									227 H	Manhattan	4 5
									234 H	Monmouth	0 1
									234 H	Monmouth	10 12
									234 H	Monmouth	3 2
									258 H	Siena	5 4
									258 H	Siena	4 3
									258 H	Siena	14 12
									273 A	N.C. Central	8 3
LAST 10 GAMES			LAST 10 GAMES			LAST 10 GAMES			LAST 10 GAMES		
			89 A	Notre Dame	2 3	234 H	Monmouth	3 2			
			89 A	Notre Dame	0 3	281 N	Niagara	5 6			
			89 A	Notre Dame	4 5	196 A	Fairfield	8 3			
			234 H	Monmouth	10 12	196 A	Fairfield	2 3			
			234 H	Monmouth	0 1	196 A	Fairfield	9 2			

Non-Div. I Games:

Canisius

RPI	S	Opponent	Score	
273	A	N.C. Central	2	5
273	A	N.C. Central	0	9
281	A	Niagara	9	0
281	N	Niagara	5	6
299	H	Saint Peter's	7	5
299	H	Saint Peter's	10	5
299	H	Saint Peter's	6	3

Canisius

C
a
n
i
s
i
u
s

C
a
n
i
s
i
u
s

Average RPI Win:		146	WON-LOST RECORD		WINNING PCT. RANK		LAST 10 GAMES		STRENGTH OF SCHEDULE		OPP. STRENGTH OF SCHEDULE		TEAM RPI		ADJ RPI		CONF. RPI		ADJ CONF. RPI	
DIV. I ONLY			21-28-0		.42857	208	4-6-0		125		95		185		.48398	185	10		10	
DIV. I NON-CONF.			9-14-0		.3913	206	1-1-0		136		93		183		.47984	183	8		8	
TOTALS		RPI 1-25		RPI 26-50		W-L RECORDS		RPI 51-100		RPI 101-150		RPI 150+								
21-28-0		0-4-0		2-2-0		OVERALL		4-8-0		7-8-0		8-6-0								
13-14-0		0-0-0		1-2-0		HOME		4-6-0		3-2-0		5-4-0								
6-14-0		0-4-0		1-0-0		AWAY		0-2-0		4-6-0		1-2-0								
2-0-0		0-0-0		0-0-0		NEUTRAL		0-0-0		0-0-0		2-0-0								
9-14-0		0-4-0		1-0-0		NON-CONFERENCE		0-3-0		1-3-0		7-4-0								
5-5-0		0-0-0		0-0-0		HOME		0-1-0		1-2-0		4-2-0								
2-9-0		0-4-0		1-0-		AWAY		0-2-0		0-1-0		1-2-0								
2-0-0		0-0-0		0-0-0		NEUTRAL		0-0-0		0-0-0		2-0-0								
12-14-0		0-0-0		1-2-0		CONFERENCE		4-5-0		6-5-0		1-2-0								
8-9-0		0-0-0		1-2-0		HOME		4-5-0		2-0-0		1-2-0								
4-5-0		0-0-0		0-0-0		AWAY		0-0-0		4-5-0		0-0-0								
0-0-0		0-0-0		0-0-0		NEUTRAL		0-0-0		0-0-0		0-0-0								
RPI	S	Opponent		Score		RPI	S	Opponent		Score		RPI	S	Opponent		Score				
10	A	Tennessee		0	6	36	A	Fla. Atlantic		6	3	58	A	Wake Forest		4	5			
10	A	Tennessee		0	2	46	H	Texas St.		4	5	58	H	Wake Forest		6	10			
10	A	Tennessee		0	3	46	H	Texas St.		3	0	67	H	Ga. Southern		2	6			
16	A	Miami (FL)		1	6	46	H	Texas St.		3	8	67	H	Ga. Southern		9	5			
												67	H	Ga. Southern		0	3			
												76	A	South Carolina		1	3			
												83	H	South Alabama		4	5			
												83	H	South Alabama		6	13			
												83	H	South Alabama		1	4			
												88	H	UT Arlington		9	7			
												88	H	UT Arlington		6	0			
												88	H	UT Arlington		8	4			
														137 H La.-Monroe						
														137 H La.-Monroe						
														138 A Arkansas St.						
														138 A Arkansas St.						
														138 A Arkansas St.						
														161 A ETSU						
														162 N Michigan St.						
														170 A Furman						
														170 N Furman						
														177 H Western Caro.						
														227 H Manhattan						
														227 H Manhattan						
														227 H Manhattan						
														240 H Georgia St.						
														240 H Georgia St.						

Non-Div. I Games:

Appalachian St.

RPI	S	Opponent	Score	
260	H	UNC Asheville	7	13
273	H	N.C. Central	13	0

Appalachian St.

A
P
P
a
l
a
c
h
i
a
n
S
t
.

A
P
P
a
l
a
c
h
i
a
n
S
t
.

Average RPI Win:	153	WON-LOST RECORD	WINNING PCT. RANK	LAST 10 GAMES		STRENGTH OF SCHEDULE	OPP. STRENGTH OF SCHEDULE	TEAM RPI	ADJ RPI	CONF. RPI	ADJ CONF. RPI	
DIV. I ONLY		19-32-0	.37255	238	1-9-0	93	118	186	.48393	186	8	8
DIV. I NON-CONF.		7-17-0	.29167	243	1-3-0	190	159	241	.45046	241	9	9
<hr/>												
TOTALS	RPI 1-25	RPI 26-50		W-L RECORDS		RPI 51-100		RPI 101-150		RPI 150+		
19-32-0	0-1-0	2-7-0		OVERALL		2-4-0		6-12-0		9-8-0		
12-10-0	0-0-0	0-3-0		HOME		2-0-0		5-4-0		5-3-0		
7-22-0	0-1-0	2-4-0		AWAY		0-4-0		1-8-0		4-5-0		
0-0-0	0-0-0	0-0-0		NEUTRAL		0-0-0		0-0-0		0-0-0		
7-17-0	0-1-0	0-3-0		NON-CONFERENCE		2-1-0		0-6-0		5-6-0		
4-3-0	0-0-0	0-0-0		HOME		2-0-0		0-0-0		2-3-0		
3-14-0	0-1-0	0-0-		AWAY		0-1-0		0-6-0		3-3-0		
0-0-0	0-0-0	0-0-0		NEUTRAL		0-0-0		0-0-0		0-0-0		
12-15-0	0-0-0	2-4-0		CONFERENCE		0-3-0		6-6-0		4-2-0		
8-7-0	0-0-0	0-3-0		HOME		0-0-0		5-4-0		3-0-0		
4-8-0	0-0-0	2-1-0		AWAY		0-3-0		1-2-0		1-2-0		
0-0-0	0-0-0	0-0-0		NEUTRAL		0-0-0		0-0-0		0-0-0		
RPI	S	Opponent	Score	RPI	S	Opponent	Score	RPI	S	Opponent	Score	
14	A	Stanford	7 15	35	A	California	0 13	51	H	Oregon	4 3	
				47	A	Fresno St.	1 3	56	A	San Diego St.	8 10	
				47	A	Fresno St.	2 1	56	A	San Diego St.	6 7	
				47	A	Fresno St.	7 5	56	A	San Diego St.	7 9	
				47	H	Fresno St.	5 7	72	A	Saint Mary's (CA)	1 14	
				47	H	Fresno St.	1 6	72	H	Saint Mary's (CA)	7 3	
				47	H	Fresno St.	6 8					
				48	A	Michigan	0 3					
				48	A	Michigan	0 1					

Non-Div. I Games:

San Jose St.

RPI	S	Opponent	Score	
181	H	New Mexico	4	2
181	H	New Mexico	8	3
220	H	UC Riverside	3	12
220	H	UC Riverside	5	4
220	H	UC Riverside	9	1
279	A	Santa Clara	8	5
279	A	Santa Clara	4	3
279	A	Santa Clara	20	10

San Jose St.

S
a
n
J
o
s
e
S
t
.

S
a
n
J
o
s
e
S
t
.

Average RPI Win: 208		WON-LOST	WINNING	LAST 10	STRENGTH OF		OPP. STRENGTH	TEAM	ADJ	CONF.	ADJ CONF.
Average RPI Loss: 130		RECORD	PCT. RANK	GAMES	SCHEDULE		OF SCHEDULE	RPI	RPI	RPI	RPI
DIV. I ONLY		22-32-0	.40741	223	4-6-0		113	226	187	.48318	187
DIV. I NON-CONF.		6-20-0	.23077	265	0-1-0		84	76	217	.46557	215
TOTALS		RPI 1-25	RPI 26-50		W-L RECORDS		RPI 51-100		RPI 101-150		RPI 150+
22-32-0	0-1-0	0-7-0		OVERALL		0-1-0		5-10-0		17-13-0	
13-8-0	0-0-0	0-0-0		HOME		0-0-0		2-2-0		11-6-0	
8-23-0	0-1-0	0-7-0		AWAY		0-1-0		3-8-0		5-6-0	
1-1-0	0-0-0	0-0-0		NEUTRAL		0-0-0		0-0-0		1-1-0	
6-20-0	0-1-0	0-7-0		NON-CONFERENCE		0-1-0		3-7-0		3-4-0	
3-1-0	0-0-0	0-0-0		HOME		0-0-0		1-1-0		2-0-0	
2-18-0	0-1-0	0-0-		AWAY		0-1-0		2-6-0		0-3-0	
1-1-0	0-0-0	0-0-0		NEUTRAL		0-0-0		0-0-0		1-1-0	
16-12-0	0-0-0	0-0-0		CONFERENCE		0-0-0		2-3-0		14-9-0	
10-7-0	0-0-0	0-0-0		HOME		0-0-0		1-1-0		9-6-0	
6-5-0	0-0-0	0-0-0		AWAY		0-0-0		1-2-0		5-3-0	
0-0-0	0-0-0	0-0-0		NEUTRAL		0-0-0		0-0-0		0-0-0	
RPI S	Opponent	Score		RPI S	Opponent	Score		RPI S	Opponent	Score	
21 A	LSU	2	9	27 A	Baylor	0	12	60 A	Boston College	4	11
				27 A	Baylor	5	8				
				27 A	Baylor	5	8				
				27 A	Baylor	1	6				
				41 A	Southern Miss.	3	5				
				41 A	Southern Miss.	1	4				
				41 A	Southern Miss.	0	4				
LAST 10 GAMES				171 H	Army West Point	3	5	206 A	Lafayette	15	5
				171 H	Army West Point	6	4	206 A	Lafayette	4	15
				171 H	Army West Point	1	5	132 H	Marist	5	7
				271 A	Lehigh	2	5	171 H	Army West Point	4	3
				271 A	Lehigh	4	0	171 H	Army West Point	0	3
								171 H	Army West Point	1	5
								171 H	Army West Point	4	3
								171 H	Army West Point	3	5
								171 H	Army West Point	6	4
								171 H	Army West Point	4	2
								171 H	Army West Point	4	3
								172 N	Nicholls St.	2	11

Non-Div. I Games:

Holy Cross

RPI	S	Opponent	Score	
172	N	Nicholls St.	8	6
206	A	Lafayette	15	5
206	A	Lafayette	4	15
206	H	Lafayette	6	9
206	H	Lafayette	10	5
206	H	Lafayette	5	1
213	H	Hartford	12	6
252	H	Dartmouth	16	10
271	A	Lehigh	2	5
271	A	Lehigh	4	0
271	H	Lehigh	5	4
271	H	Lehigh	4	1
271	H	Lehigh	3	5
280	A	Bucknell	6	3
280	A	Bucknell	6	3
280	A	Bucknell	13	7
280	H	Bucknell	4	8
280	H	Bucknell	6	5

Holy Cross

H
O
L
Y
C
R
O
S
S

H
O
L
Y
C
R
O
S
S

Tie, Loss, Non-Conf, S Site, H Home, A Away, N Neutral Page 299

Average RPI Win:	215	WON-LOST	WINNING	LAST 10	STRENGTH OF	OPP. STRENGTH	TEAM	ADJ	CONF.	ADJ CONF.	
Average RPI Loss:	162	RECORD	PCT. RANK	GAMES	SCHEDULE	OF SCHEDULE	RPI	RPI	RPI	RPI	
DIV. I ONLY	21-21-0	.5	149	6-4-0	222	236	189	.4819	189	22	22
DIV. I NON-CONF.	11-13-0	.45833	174	1-2-0	218	240	171	.4867	171	21	21
<hr/>											
TOTALS	RPI 1-25	RPI 26-50		W-L RECORDS		RPI 51-100		RPI 101-150		RPI 150+	
21-21-0	0-0-0	0-3-0		OVERALL		0-2-0		3-4-0		18-12-0	
8-8-0	0-0-0	0-0-0		HOME		0-0-0		1-3-0		7-5-0	
13-10-0	0-0-0	0-0-0		AWAY		0-2-0		2-1-0		11-7-0	
0-3-0	0-0-0	0-3-0		NEUTRAL		0-0-0		0-0-0		0-0-0	
<hr/>											
11-13-0	0-0-0	0-3-0		NON-CONFERENCE		0-2-0		2-2-0		9-6-0	
3-3-0	0-0-0	0-0-0		HOME		0-0-0		0-1-0		3-2-0	
8-7-0	0-0-0	0-0-		AWAY		0-2-0		2-1-0		6-4-0	
0-3-0	0-0-0	0-3-0		NEUTRAL		0-0-0		0-0-0		0-0-0	
<hr/>											
10-8-0	0-0-0	0-0-0		CONFERENCE		0-0-0		1-2-0		9-6-0	
5-5-0	0-0-0	0-0-0		HOME		0-0-0		1-2-0		4-3-0	
5-3-0	0-0-0	0-0-0		AWAY		0-0-0		0-0-0		5-3-0	
0-0-0	0-0-0	0-0-0		NEUTRAL		0-0-0		0-0-0		0-0-0	
<hr/>											
RPI S	Opponent	Score	RPI S	Opponent	Score	RPI S	Opponent	Score	RPI S	Opponent	Score
			48 N	Michigan	0 10	66 A	Old Dominion	9 12	131 H	Stony Brook	6 7
			48 N	Michigan	2 12	66 A	Old Dominion	1 2	131 H	Stony Brook	3 6
			48 N	Michigan	4 5				131 H	Stony Brook	5 0
									132 H	Marist	5 11
									145 A	Mercer	6 4
									145 A	Mercer	10 7
									145 A	Mercer	3 10
									176 A	Penn St.	3 5
									182 A	Kennesaw St.	12 6
									182 A	Kennesaw St.	1 10
									192 H	Maine	0 8
									192 H	Maine	4 1
									193 A	Marshall	3 1
									193 A	Marshall	3 4
									203 A	Cornell	8 4
									203 H	Cornell	2 5
									213 H	Hartford	6 2
									213 H	Hartford	1 0
									213 H	Hartford	12 1
									214 A	Albany (NY)	11 1
									214 A	Albany (NY)	3 4
									214 A	Albany (NY)	15 3
									214 H	Albany (NY)	1 3
									214 H	Albany (NY)	0 4
									218 H	Central Conn. St.	3 2
									225 A	UMass Lowell	2 12
									225 A	UMass Lowell	0 4
<hr/>											
LAST 10 GAMES			LAST 10 GAMES			LAST 10 GAMES			LAST 10 GAMES		
			214 H	Albany (NY)	0 4	203 H	Cornell	2 5			
			214 H	Albany (NY)	1 3	269 H	St. Bonaventure	0 1			
			258 H	Siena	8 1	213 H	Hartford	1 0			
			263 A	UMBC	7 5	213 H	Hartford	6 2			
			263 A	UMBC	13 4	213 H	Hartford	12 1			

Non-Div. I Games:

Binghamton

RPI	S	Opponent	Score	
225	A	UMass Lowell	4	1
251	A	VMI	2	1
251	A	VMI	4	2
251	A	VMI	8	4
258	H	Siena	8	1
263	A	UMBC	13	4
263	A	UMBC	7	5
269	H	St. Bonaventure	0	1
280	A	Bucknell	4	6
281	H	Niagara	16	4

Binghamton

B
i
n
g
h
a
m
t
o
n

B
i
n
g
h
a
m
t
o
n

Average RPI Win: 231		WON-LOST	WINNING	LAST 10	STRENGTH OF	OPP. STRENGTH	TEAM	ADJ	CONF.	ADJ CONF.							
Average RPI Loss: 176		RECORD	PCT. RANK	GAMES	SCHEDULE	OF SCHEDULE	RPI	RPI	RPI	RPI							
DIV. I ONLY		28-22-0	.56	106	6-4-0	254	249	191	.48144	190	30	30					
DIV. I NON-CONF.		12-14-0	.46154	167	0-1-0	119	222	152	.49688	152	31	31					
<hr/>																	
TOTALS		RPI 1-25		RPI 26-50		W-L RECORDS		RPI 51-100		RPI 101-150		RPI 150+					
28-22-0		0-2-0		1-2-0		OVERALL		3-2-0		2-2-0		22-14-0					
12-10-0		0-0-0		0-0-0		HOME		0-0-0		1-2-0		11-8-0					
13-11-0		0-1-0		1-2-0		AWAY		2-2-0		1-0-0		9-6-0					
3-1-0		0-1-0		0-0-0		NEUTRAL		1-0-0		0-0-0		2-0-0					
12-14-0		0-2-0		1-2-0		NON-CONFERENCE		3-2-0		2-2-0		6-6-0					
5-5-0		0-0-0		0-0-0		HOME		0-0-0		1-2-0		4-3-0					
4-8-0		0-1-0		1-0-		AWAY		2-2-0		1-0-0		0-3-0					
3-1-0		0-1-0		0-0-0		NEUTRAL		1-0-0		0-0-0		2-0-0					
16-8-0		0-0-0		0-0-0		CONFERENCE		0-0-0		0-0-0		16-8-0					
7-5-0		0-0-0		0-0-0		HOME		0-0-0		0-0-0		7-5-0					
9-3-0		0-0-0		0-0-0		AWAY		0-0-0		0-0-0		9-3-0					
0-0-0		0-0-0		0-0-0		NEUTRAL		0-0-0		0-0-0		0-0-0					
RPI	S	Opponent		Score		RPI	S	Opponent		Score		RPI	S	Opponent		Score	
19	A	North Carolina		1	2	50	A	Liberty		1	5	71	N	UNC Greensboro		8	5
24	N	NC State		3	12	50	A	Liberty		8	2	76	A	South Carolina		2	0
						50	A	Liberty		0	3	91	A	Col. of Charleston		4	5
												91	A	Col. of Charleston		1	8
												91	A	Col. of Charleston		2	0
												108	A	Elon		3	2
												132	H	Marist		4	8
												132	H	Marist		1	7
												132	H	Marist		9	8
												151	A	High Point		2	3
												151	H	High Point		1	8
												163	A	Davidson		10	12
												163	H	Davidson		0	8
												233	H	Valparaiso		11	4
												236	A	USC Upstate		3	4
												236	H	USC Upstate		1	2
												257	A	Florida A&M		5	2
												257	A	Florida A&M		0	9
												257	A	Florida A&M		15	3
												257	H	Florida A&M		9	2
												257	H	Florida A&M		5	4
												257	H	Florida A&M		7	9
												267	A	Bethune-Cookman		3	0
												267	A	Bethune-Cookman		7	2
												267	A	Bethune-Cookman		8	7
												267	H	Bethune-Cookman		2	13
												267	H	Bethune-Cookman		7	4
												267	H	Bethune-Cookman		5	3
												273	A	N.C. Central		10	3
												273	A	N.C. Central		7	4
												273	A	N.C. Central		3	4
												273	H	N.C. Central		4	6
<hr/>																	
LAST 10 GAMES						LAST 10 GAMES						LAST 10 GAMES					
						257	H	Florida A&M		9	2	284	A	Savannah St.		1	2
						257	H	Florida A&M		5	4	284	A	Savannah St.		5	1
						257	H	Florida A&M		7	9	163	A	Davidson		10	12
						273	H	N.C. Central		9	2	267	H	Bethune-Cookman		7	4
						284	A	Savannah St.		8	3	267	H	Bethune-Cookman		2	13

Non-Div. I Games:

N.C. A&T

RPI	S	Opponent	Score	
273	H	N.C. Central	6	4
273	H	N.C. Central	9	2
278	N	Northern Ky.	4	3
278	N	Northern Ky.	3	0
281	H	Niagara	6	0
281	H	Niagara	4	3
281	H	Niagara	6	2
284	A	Savannah St.	1	2
284	A	Savannah St.	8	3
284	A	Savannah St.	5	1
284	H	Savannah St.	4	10
284	H	Savannah St.	6	5
284	H	Savannah St.	2	3

N.C. A&T

N
.
C
.
A
&
T

N
.
C
.
A
&
T

Average RPI Win:		219	WON-LOST RECORD		WINNING PCT. RANK		LAST 10 GAMES		STRENGTH OF SCHEDULE		OPP. STRENGTH OF SCHEDULE		TEAM RPI		ADJ RPI		CONF. RPI		ADJ CONF. RPI	
DIV. I ONLY			24-19-0		.55814 110		7-3-0		264		244		192		.48121 191		27		27	
DIV. I NON-CONF.			7-10-0		.41176 196		0-1-0		219		18		160		.49284 160		28		28	
TOTALS		RPI 1-25		RPI 26-50		W-L RECORDS		RPI 51-100		RPI 101-150		RPI 150+								
24-19-0		1-0-0		0-1-0		OVERALL		0-2-0		3-5-0		20-11-0								
6-5-0		0-0-0		0-0-0		HOME		0-0-0		0-0-0		6-5-0								
12-9-0		0-0-0		0-1-0		AWAY		0-2-0		3-3-0		9-3-0								
6-5-0		1-0-0		0-0-0		NEUTRAL		0-0-0		0-2-0		5-3-0								
7-10-0		1-0-0		0-1-0		NON-CONFERENCE		0-2-0		3-5-0		3-2-0								
0-0-0		0-0-0		0-0-0		HOME		0-0-0		0-0-0		0-0-0								
3-6-0		0-0-0		0-0-		AWAY		0-2-0		3-3-0		0-0-0								
4-4-0		1-0-0		0-0-0		NEUTRAL		0-0-0		0-2-0		3-2-0								
17-9-0		0-0-0		0-0-0		CONFERENCE		0-0-0		0-0-0		17-9-0								
6-5-0		0-0-0		0-0-0		HOME		0-0-0		0-0-0		6-5-0								
9-3-0		0-0-0		0-0-0		AWAY		0-0-0		0-0-0		9-3-0								
2-1-0		0-0-0		0-0-0		NEUTRAL		0-0-0		0-0-0		2-1-0								
RPI	S	Opponent		Score		RPI	S	Opponent		Score		RPI	S	Opponent		Score				
15	N	Missouri		6	3	40	A	Alabama		4	5	70	A	Minnesota		0	5			
												70	A	Minnesota		1	5			
												109	A	Little Rock		3	10			
												109	A	Little Rock		9	4			
												109	A	Little Rock		8	6			
												109	A	Little Rock		6	7			
												133	A	Central Ark.		7	5			
												133	A	Central Ark.		3	8			
												140	N	Northeastern		7	13			
												140	N	Northeastern		9	12			
												168	N	FIU		1	4			
												168	N	FIU		4	3			
												198	N	UT Martin		7	1			
												198	N	UT Martin		15	3			
												198	N	UT Martin		4	5			
												205	A	Omaha		2	5			
												205	A	Omaha		6	4			
												205	A	Omaha		3	0			
												205	H	Omaha		4	9			
												205	H	Omaha		7	11			
												205	H	Omaha		10	12			
												219	A	Oral Roberts		9	8			
												219	A	Oral Roberts		0	1			
												219	A	Oral Roberts		2	1			
												219	H	Oral Roberts		5	4			
												219	H	Oral Roberts		3	5			
												237	A	Western Ill.		7	4			
												237	A	Western Ill.		6	10			
												237	A	Western Ill.		7	6			
												237	A	Western Ill.		7	6			
												237	A	Western Ill.		7	6			
												237	A	Western Ill.		7	6			
												237	A	Western Ill.		7	6			
												237	A	Western Ill.		7	6			
												237	A	Western Ill.		7	6			
												237	A	Western Ill.		7	6			
												237	A	Western Ill.		7	6			
												237	A	Western Ill.		7	6			
												237	A	Western Ill.		7	6			
												237	A	Western Ill.		7	6			
												237	A	Western Ill.		7	6			
												237	A	Western Ill.		7	6			
												237	A	Western Ill.		7	6			
												237	A	Western Ill.		7	6			
												237	A	Western Ill.		7	6			
												237	A	Western Ill.		7	6			
												237	A	Western Ill.		7	6			
												237	A	Western Ill.		7	6			
												237	A	Western Ill.		7	6			
												237	A	Western Ill.		7	6			
												237	A	Western Ill.		7	6			
												237	A	Western Ill.		7	6			
												237	A	Western Ill.		7	6			
												237	A	Western Ill.		7	6			
												237	A	Western Ill.		7	6			
												237	A	Western Ill.		7	6			

Non-Div. I Games:	Sioux Falls	11	7
--------------------------	--------------------	-----------	----------

South Dakota St.

RPI	S	Opponent	Score	
237	H	Western Ill.	6	7
237	H	Western Ill.	11	3
237	H	Western Ill.	11	9
264	N	North Dakota St.	10	9
264	N	North Dakota St.	2	6
264	N	North Dakota St.	5	2
297	A	Purdue Fort Wayne	5	4
297	A	Purdue Fort Wayne	12	2
297	A	Purdue Fort Wayne	8	0
297	H	Purdue Fort Wayne	8	0
297	H	Purdue Fort Wayne	7	4
297	H	Purdue Fort Wayne	12	2

South Dakota St.

S
o
u
t
h
D
a
k
o
t
a
S
t
.

S
o
u
t
h
D
a
k
o
t
a
S
t
.

**M
a
i
n
e**

Maine

RPI	S	Opponent	Score	
253	N	George Mason	4	9
282	N	Iona	8	3
282	N	Iona	9	8
288	H	Eastern Mich.	25	3
288	H	Eastern Mich.	8	5
288	H	Eastern Mich.	10	3
288	H	Eastern Mich.	6	1

Marshall

M
a
r
s
h
a
l
l

M
a
r
s
h
a
l
l

Average RPI Win:		202	WON-LOST RECORD		WINNING PCT. RANK		LAST 10 GAMES		STRENGTH OF SCHEDULE		OPP. STRENGTH OF SCHEDULE		TEAM RPI		ADJ RPI		CONF. RPI		ADJ CONF. RPI	
DIV. I ONLY			24-25-0		.4898 161		7-3-0		169		220		190		.47992 194		20		19	
DIV. I NON-CONF.			12-16-0		.42857 188		1-1-0		145		255		200		.47237 202		22		22	
TOTALS		RPI 1-25		RPI 26-50		W-L RECORDS		RPI 51-100		RPI 101-150		RPI 150+								
24-25-0		1-4-0		0-0-0		OVERALL		1-2-0		6-9-0		16-10-0								
14-9-0		1-3-0		0-0-0		HOME		0-0-0		3-5-0		10-1-0								
5-12-0		0-1-0		0-0-0		AWAY		1-2-0		1-2-0		3-7-0								
5-4-0		0-0-0		0-0-0		NEUTRAL		0-0-0		2-2-0		3-2-0								
12-16-0		1-4-0		0-0-0		NON-CONFERENCE		1-2-0		2-4-0		8-6-0								
6-5-0		1-3-0		0-0-0		HOME		0-0-0		0-2-0		5-0-0								
1-7-0		0-1-0		0-0-		AWAY		1-2-0		0-0-0		0-4-0								
5-4-0		0-0-0		0-0-0		NEUTRAL		0-0-0		2-2-0		3-2-0								
12-9-0		0-0-0		0-0-0		CONFERENCE		0-0-0		4-5-0		8-4-0								
8-4-0		0-0-0		0-0-0		HOME		0-0-0		3-3-0		5-1-0								
4-5-0		0-0-0		0-0-0		AWAY		0-0-0		1-2-0		3-3-0								
0-0-0		0-0-0		0-0-0		NEUTRAL		0-0-0		0-0-0		0-0-0								
RPI	S	Opponent		Score		RPI	S	Opponent		Score		RPI	S	Opponent		Score				
15	A	Missouri		3	4							121	H	St. John's (NY)		2	6			
22	H	Illinois		1	4							121	H	St. John's (NY)		3	16			
22	H	Illinois		8	3							130	A	Massachusetts		8	17			
23	H	Creighton		11	12							130	A	Massachusetts		9	4			
23	H	Creighton		4	9							130	A	Massachusetts		6	7			
												143	H	Rhode Island		6	4			
												143	H	Rhode Island		4	7			
												143	H	Rhode Island		18	6			
												146	H	Dayton		4	3			
												146	H	Dayton		2	3			
												146	H	Dayton		2	4			
												147	N	Miami (OH)		7	9			
												147	N	Miami (OH)		10	3			
												147	N	Miami (OH)		9	1			
												147	N	Miami (OH)		2	3			
												163	A	Davidson		5	4			
												163	A	Davidson		6	10			
												163	A	Davidson		5	6			
												166	A	Southern Ill.		8	19			
												174	A	Fordham		1	3			
												174	A	Fordham		4	1			
												174	A	Fordham		7	4			
												208	A	Stetson		2	3			
												237	N	Western Ill.		4	5			
												237	N	Western Ill.		8	2			
												237	N	Western Ill.		0	3			
												241	A	SIUE		0	2			
												241	A	SIUE		0	2			
												241	A	SIUE		0	2			
												241	A	SIUE		0	2			
												241	A	SIUE		0	2			
												241	A	SIUE		0	2			
												241	A	SIUE		0	2			
												241	A	SIUE		0	2			
												241	A	SIUE		0	2			
												241	A	SIUE		0	2			
												241	A	SIUE		0	2			
												241	A	SIUE		0	2			
												241	A	SIUE		0	2			
												241	A	SIUE		0	2			
												241	A	SIUE		0	2			
												241	A	SIUE		0	2			
												241	A	SIUE		0	2			
												241	A	SIUE		0	2			
												241	A	SIUE		0	2			
												241	A	SIUE		0	2			
												241	A	SIUE		0	2			
												241	A	SIUE		0	2			
												241	A	SIUE		0	2			
												241	A	SIUE		0	2			
												241	A	SIUE		0	2			
												241	A	SIUE		0	2			
												241	A	SIUE		0	2			
												241	A	SIUE		0	2			
												241	A	SIUE		0	2			
												241	A	SIUE		0	2			
												241	A	SIUE		0	2			
												241	A	SIUE		0	2			
												241	A	SIUE		0	2			
												241	A	SIUE		0	2			
												241	A	SIUE		0	2			
												241	A	SIUE		0	2			
												241	A	SIUE		0	2			
												241	A	SIUE		0	2			

Non-Div. I Games: Rockhurst

Saint Louis

Saint Louis

Average RPI Win:	181	WON-LOST	WINNING	LAST 10	STRENGTH OF	OPP. STRENGTH	TEAM	ADJ	CONF.	ADJ CONF.					
Average RPI Loss:	101	RECORD	PCT. RANK	GAMES	SCHEDULE	OF SCHEDULE	RPI	RPI	RPI	RPI					
DIV. I ONLY		20-31-0	.39216	225	4-6-0	148	131	195	.47636	195	7	7			
DIV. I NON-CONF.		13-17-0	.43333	186	3-1-0	181	228	191	.47674	191	7	7			
<hr/>															
TOTALS	RPI 1-25	RPI 26-50		W-L RECORDS		RPI 51-100		RPI 101-150		RPI 150+					
20-31-0	0-3-0	0-9-0		OVERALL		3-5-0		4-5-0		13-9-0					
13-7-0	0-0-0	0-1-0		HOME		2-2-0		1-1-0		10-3-0					
5-23-0	0-3-0	0-8-0		AWAY		1-3-0		3-4-0		1-5-0					
2-1-0	0-0-0	0-0-0		NEUTRAL		0-0-0		0-0-0		2-1-0					
13-17-0	0-0-0	0-5-0		NON-CONFERENCE		2-3-0		2-4-0		9-5-0					
9-3-0	0-0-0	0-1-0		HOME		1-0-0		1-1-0		7-1-0					
2-13-0	0-0-0	0-0-		AWAY		1-3-0		1-3-0		0-3-0					
2-1-0	0-0-0	0-0-0		NEUTRAL		0-0-0		0-0-0		2-1-0					
7-14-0	0-3-0	0-4-0		CONFERENCE		1-2-0		2-1-0		4-4-0					
4-4-0	0-0-0	0-0-0		HOME		1-2-0		0-0-0		3-2-0					
3-10-0	0-3-0	0-4-0		AWAY		0-0-0		2-1-0		1-2-0					
0-0-0	0-0-0	0-0-0		NEUTRAL		0-0-0		0-0-0		0-0-0					
RPI	S	Opponent	Score	RPI	S	Opponent	Score	RPI	S	Opponent	Score				
22	A	Illinois	2 5	28	A	Indiana	6 7	54	A	Texas	2 7	104	A	Northwestern	9 7
22	A	Illinois	4 6	30	A	Indiana St.	3 4	54	A	Texas	6 13	104	A	Northwestern	1 2
22	A	Illinois	4 5	30	H	Indiana St.	3 4	54	A	Texas	4 0	104	A	Northwestern	5 2
				37	A	Nebraska	0 17	54	A	Texas	0 3	116	A	Ball St.	0 6
				37	A	Nebraska	4 13	69	H	Xavier	4 3	116	H	Ball St.	9 3
				37	A	Nebraska	5 9	79	H	Iowa	4 10	120	A	Jacksonville St.	9 5
				41	A	Southern Miss.	2 4	79	H	Iowa	3 6	120	A	Jacksonville St.	0 4
				41	A	Southern Miss.	6 7	79	H	Iowa	9 5	120	A	Jacksonville St.	0 3
				41	A	Southern Miss.	7 16					139	H	Milwaukee	1 6
												162	H	Michigan St.	1 5
												162	H	Michigan St.	4 7
												162	H	Michigan St.	2 0
												176	H	Penn St.	1 0
												176	H	Penn St.	2 1
												179	A	Rutgers	0 2
												179	A	Rutgers	6 2
												179	A	Rutgers	1 6
												219	A	Oral Roberts	2 3
												219	A	Oral Roberts	1 5
												219	A	Oral Roberts	4 10
												223	N	NJIT	3 9
												223	N	NJIT	9 8
												223	N	NJIT	3 2
												233	H	Valparaiso	5 1
												242	H	Butler	5 3
												255	H	Southeast Mo. St.	6 2
												255	H	Southeast Mo. St.	2 3
												255	H	Southeast Mo. St.	8 3
<hr/>															
LAST 10 GAMES															
				69	H	Xavier	4 3	162	H	Michigan St.	4 7				
				22	A	Illinois	4 6	162	H	Michigan St.	1 5				
				22	A	Illinois	4 5	162	H	Michigan St.	2 0				
				22	A	Illinois	2 5	255	H	Southeast Mo. St.	6 2				
				116	H	Ball St.	9 3	255	H	Southeast Mo. St.	2 3				

Non-Div. I Games:

Purdue

RPI	S	Opponent	Score	
255	H	Southeast Mo. St.	2	3
276	H	Bowling Green	9	2
285	H	Chicago St.	10	1
297	H	Purdue Fort Wayne	11	2

Purdue

P
u
r
d
u
e

P
u
r
d
u
e

Average RPI Win:	213	WON-LOST RECORD	WINNING PCT. RANK	LAST 10 GAMES	STRENGTH OF SCHEDULE	OPP. STRENGTH OF SCHEDULE	TEAM RPI	ADJ RPI	CONF. RPI	ADJ CONF. RPI		
DIV. I ONLY		30-22-0	.57692	89	4-6-0	285	246	196	.47632	196	28	28
DIV. I NON-CONF.		15-13-0	.53571	130	1-2-0	248	226	149	.49775	149	27	27
<hr/>												
TOTALS	RPI 1-25	RPI 26-50		W-L RECORDS		RPI 51-100		RPI 101-150		RPI 150+		
30-22-0	0-0-0	1-0-0		OVERALL		0-3-0		4-2-0		25-17-0		
12-6-0	0-0-0	0-0-0		HOME		0-0-0		3-1-0		9-5-0		
17-13-0	0-0-0	1-0-0		AWAY		0-3-0		1-1-0		15-9-0		
1-3-0	0-0-0	0-0-0		NEUTRAL		0-0-0		0-0-0		1-3-0		
<hr/>												
15-13-0	0-0-0	1-0-0		NON-CONFERENCE		0-3-0		2-1-0		12-9-0		
6-1-0	0-0-0	0-0-0		HOME		0-0-0		1-0-0		5-1-0		
9-9-0	0-0-0	1-0-		AWAY		0-3-0		1-1-0		7-5-0		
0-3-0	0-0-0	0-0-0		NEUTRAL		0-0-0		0-0-0		0-3-0		
<hr/>												
15-9-0	0-0-0	0-0-0		CONFERENCE		0-0-0		2-1-0		13-8-0		
6-5-0	0-0-0	0-0-0		HOME		0-0-0		2-1-0		4-4-0		
8-4-0	0-0-0	0-0-0		AWAY		0-0-0		0-0-0		8-4-0		
1-0-0	0-0-0	0-0-0		NEUTRAL		0-0-0		0-0-0		1-0-0		
<hr/>												
RPI	S	Opponent	Score	RPI	S	Opponent	Score	RPI	S	Opponent	Score	
				31	A	UConn	10 3	63	A	Campbell	2 3	
								63	A	Campbell	3 6	
								63	A	Campbell	6 11	
								121	H	St. John's (NY)	4 3	
								130	A	Massachusetts	3 6	
								131	A	Stony Brook	9 1	
								132	H	Marist	4 2	
								132	H	Marist	2 11	
								132	H	Marist	9 6	
								153	H	Yale	10 9	
								159	A	James Madison	2 4	
								159	A	James Madison	9 2	
								174	H	Fordham	6 5	
								176	N	Penn St.	2 4	
								176	N	Penn St.	5 6	
								176	N	Penn St.	4 5	
								184	H	Canisius	2 9	
								184	H	Canisius	3 2	
								184	H	Canisius	3 8	
								204	A	Hofstra	9 7	
								207	H	Quinnipiac	11 15	
								207	H	Quinnipiac	3 0	
								207	H	Quinnipiac	8 7	
								213	H	Hartford	7 4	
								218	H	Central Conn. St.	5 2	
								223	H	NJIT	0 8	
								224	A	Brown	8 9	
								224	A	Brown	13 8	
								224	A	Brown	7 6	
								224	A	Brown	3 5	
LAST 10 GAMES				LAST 10 GAMES				LAST 10 GAMES				
				130	A	Massachusetts	3 6	281	A	Niagara	1 4	
				207	H	Quinnipiac	11 15	281	A	Niagara	6 5	
				207	H	Quinnipiac	3 0	213	H	Hartford	7 4	
				207	H	Quinnipiac	8 7	223	H	NJIT	0 8	
				281	A	Niagara	0 5	184	H	Canisius	3 8	

Non-Div. I Games:

Fairfield

RPI	S	Opponent	Score	
229	A	Delaware	3	2
229	A	Delaware	4	7
229	A	Delaware	8	2
234	H	Monmouth	4	7
234	H	Monmouth	6	2
234	N	Monmouth	7	1
246	A	Sacred Heart	6	0
246	H	Sacred Heart	7	0
247	A	LIU Brooklyn	3	4
258	A	Siena	6	4
258	A	Siena	0	3
258	A	Siena	4	2
281	A	Niagara	0	5
281	A	Niagara	1	4
281	A	Niagara	6	5
282	A	Iona	3	4
282	A	Iona	3	1
282	A	Iona	3	0
299	A	Saint Peter's	7	2
299	A	Saint Peter's	17	1
299	A	Saint Peter's	8	2

Fairfield

F
a
i
r
f
i
e
l
d

F
a
i
r
f
i
e
l
d

Average RPI Win: 172		WON-LOST RECORD		WINNING PCT. RANK		LAST 10 GAMES		STRENGTH OF SCHEDULE		OPP. STRENGTH OF SCHEDULE		TEAM RPI		ADJ RPI		CONF. RPI		ADJ CONF. RPI					
DIV. I ONLY		20-32-0		.38462		230		6-4-0		106		88		197		.4757		197		3		3	
DIV. I NON-CONF.		13-12-0		.52		136		3-1-0		275		261		237		.45172		237		4		4	
TOTALS		RPI 1-25		RPI 26-50		W-L RECORDS		RPI 51-100		RPI 101-150		RPI 150+											
20-32-0		3-8-0		0-6-0		OVERALL		4-9-0		0-4-0		13-5-0											
12-14-0		3-4-0		0-0-0		HOME		3-6-0		0-1-0		6-3-0											
3-14-0		0-4-0		0-6-0		AWAY		1-2-0		0-1-0		2-1-0											
5-4-0		0-0-0		0-0-0		NEUTRAL		0-1-0		0-2-0		5-1-0											
13-12-0		0-2-0		0-0-0		NON-CONFERENCE		0-1-0		0-4-0		13-5-0											
6-5-0		0-1-0		0-0-0		HOME		0-0-0		0-1-0		6-3-0											
2-3-0		0-1-0		0-0-		AWAY		0-0-0		0-1-0		2-1-0											
5-4-0		0-0-0		0-0-0		NEUTRAL		0-1-0		0-2-0		5-1-0											
7-20-0		3-6-0		0-6-0		CONFERENCE		4-8-0		0-0-0		0-0-0											
6-9-0		3-3-0		0-0-0		HOME		3-6-0		0-0-0		0-0-0											
1-11-0		0-3-0		0-6-0		AWAY		1-2-0		0-0-0		0-0-0											
0-0-0		0-0-0		0-0-0		NEUTRAL		0-0-0		0-0-0		0-0-0											
RPI	S	Opponent		Score		RPI	S	Opponent		Score		RPI	S	Opponent		Score		RPI	S	Opponent		Score	
16	H	Miami (FL)		3 5		44	A	Virginia		3 13		57	A	Florida St.		6 15		113	N	Central Mich.		3 4	
16	H	Miami (FL)		11 10		44	A	Virginia		5 7		57	A	Florida St.		10 0		126	A	Kent St.		8 9	
16	H	Miami (FL)		10 13		44	A	Virginia		2 5		57	A	Florida St.		6 12		126	H	Kent St.		4 6	
18	A	West Virginia		4 5		49	A	Duke		0 2		58	H	Wake Forest		6 7		139	N	Milwaukee		8 9	
18	H	West Virginia		4 9		49	A	Duke		5 6		58	H	Wake Forest		8 20		160	H	Presbyterian		7 9	
19	H	North Carolina		7 3		49	A	Duke		9 10		58	H	Wake Forest		8 3		160	H	Presbyterian		2 1	
19	H	North Carolina		6 10								62	H	Virginia Tech		1 16		160	H	Presbyterian		7 5	
19	H	North Carolina		7 1								62	H	Virginia Tech		4 11		176	A	Penn St.		7 2	
24	A	NC State		5 6								62	H	Virginia Tech		1 0		176	H	Penn St.		3 7	
24	A	NC State		3 21								79	N	Iowa		1 10		193	N	Marshall		2 7	
24	A	NC State		3 4								89	H	Notre Dame		4 2		204	N	Hofstra		1 0	
												89	H	Notre Dame		0 9		212	H	Western Mich.		14 3	
												89	H	Notre Dame		1 4		236	A	USC Upstate		6 3	
																		242	N	Butler		4 3	
																		277	A	Youngstown St.		2 3	
																		277	H	Youngstown St.		16 6	
																		277	H	Youngstown St.		2 4	
																		280	N	Bucknell		8 2	
																		283	N	Villanova		7 2	
																		298	H	UMES		11 0	
																		298	H	UMES		26 2	
																		299	N	Saint Peter's		17 7	
LAST 10 GAMES																							
		18 H West Virginia		4 9				57 A Florida St.		6 12													
		19 H North Carolina		6 10				57 A Florida St.		6 15													
		19 H North Carolina		7 3				57 A Florida St.		10 0													
		19 H North Carolina		7 1				298 H UMES		26 2													
		212 H Western Mich.		14 3				298 H UMES		11 0													

Non-Div. I Games:

Pittsburgh

U
T
M
a
r
t
i
n

UT Martin

RPI	S	Opponent	Score	
241	A	SIUE	5	8
243	N	North Ala.	6	7
243	N	North Ala.	1	0
243	N	North Ala.	1	0
255	A	Southeast Mo. St.	1	0
255	A	Southeast Mo. St.	3	0
255	A	Southeast Mo. St.	1	4
289	A	Alabama A&M	12	3
289	H	Alabama A&M	8	3

UT Martin

U
T
M
a
r
t
i
n

U
T
M
a
r
t
i
n

Average RPI Win: 220		WON-LOST	WINNING	LAST 10	STRENGTH OF		OPP. STRENGTH	TEAM	ADJ	CONF.	ADJ CONF.
Average RPI Loss: 132		RECORD	PCT. RANK	GAMES	SCHEDULE		OF SCHEDULE	RPI	RPI	RPI	RPI
DIV. I ONLY		27-24-0	.52941	128	5-5-0		242	200	199	.47375	199
DIV. I NON-CONF.		13-11-0	.54167	122	1-1-0		284	229	244	.44841	244
TOTALS		RPI 1-25	RPI 26-50		W-L RECORDS		RPI 51-100		RPI 101-150		RPI 150+
27-24-0		0-2-0	0-1-0		OVERALL		2-5-0		3-6-0		22-10-0
15-10-0		0-1-0	0-0-0		HOME		2-2-0		3-5-0		10-2-0
7-12-0		0-1-0	0-1-0		AWAY		0-3-0		0-1-0		7-6-0
5-2-0		0-0-0	0-0-0		NEUTRAL		0-0-0		0-0-0		5-2-0
13-11-0		0-2-0	0-1-0		NON-CONFERENCE		2-2-0		0-3-0		11-3-0
7-6-0		0-1-0	0-0-0		HOME		2-2-0		0-2-0		5-1-0
1-3-0		0-1-0	0-0-0		AWAY		0-0-0		0-1-0		1-0-0
5-2-0		0-0-0	0-0-0		NEUTRAL		0-0-0		0-0-0		5-2-0
14-13-0		0-0-0	0-0-0		CONFERENCE		0-3-0		3-3-0		11-7-0
8-4-0		0-0-0	0-0-0		HOME		0-0-0		3-3-0		5-1-0
6-9-0		0-0-0	0-0-0		AWAY		0-3-0		0-0-0		6-6-0
0-0-0		0-0-0	0-0-0		NEUTRAL		0-0-0		0-0-0		0-0-0
RPI S	Opponent	Score	RPI S	Opponent	Score	RPI S	Opponent	Score	RPI S	Opponent	Score
7 A	Louisville	1 5	42 A	Kentucky	3 7	60 H	Boston College	2 13	105 A	Cincinnati	2 5
7 H	Louisville	8 12				60 H	Boston College	4 6	106 H	Austin Peay	11 3
						69 H	Xavier	5 3	106 H	Austin Peay	1 8
						90 H	Evansville	2 0	106 H	Austin Peay	9 3
						92 A	Morehead St.	4 15	120 H	Jacksonville St.	3 18
						92 A	Morehead St.	5 7	120 H	Jacksonville St.	5 6
						92 A	Morehead St.	2 7	120 H	Jacksonville St.	7 5
									146 H	Dayton	5 17
									147 H	Miami (OH)	4 8
									156 H	Western Ky.	9 12
									158 A	Eastern Ill.	4 3
									158 A	Eastern Ill.	7 3
									158 A	Eastern Ill.	9 10
									175 A	Murray St.	7 9
									175 A	Murray St.	7 8
									175 A	Murray St.	5 6
									177 N	Western Caro.	6 9
									198 H	UT Martin	21 6
									198 H	UT Martin	14 4
									198 H	UT Martin	8 5
									222 H	Tennessee Tech	8 13
									222 H	Tennessee Tech	9 3
									222 H	Tennessee Tech	8 2
									239 N	Grambling	4 7
									241 A	SIUE	12 9
									241 A	SIUE	2 5
									241 A	SIUE	9 1
LAST 10 GAMES			LAST 10 GAMES			LAST 10 GAMES			LAST 10 GAMES		
177 N	Western Caro.	6 9	222 H	Tennessee Tech	9 3	222 H	Tennessee Tech	9 3	222 H	Tennessee Tech	8 2
255 A	Southeast Mo. St.	6 3	222 H	Tennessee Tech	8 13	239 N	Grambling	4 7	241 A	SIUE	12 9
255 A	Southeast Mo. St.	7 5	278 N	Northern Ky.	11 8	241 A	SIUE	2 5	241 A	SIUE	9 1
255 A	Southeast Mo. St.	2 3	175 A	Murray St.	7 8	241 A	SIUE	9 1			
222 H	Tennessee Tech	8 2	175 A	Murray St.	7 9						

Non-Div. I Games: Kentucky St. 9 3

Eastern Ky.

RPI	S	Opponent	Score	
255	A	Southeast Mo. St.	6	3
255	A	Southeast Mo. St.	7	5
255	A	Southeast Mo. St.	2	3
257	N	Florida A&M	11	2
266	H	Oakland	2	1
266	H	Oakland	16	10
266	H	Oakland	11	6
278	A	Northern Ky.	17	2
278	N	Northern Ky.	11	8
294	N	Prairie View	11	1
298	H	UMES	5	1
298	H	UMES	16	1
298	N	UMES	27	8
298	N	UMES	6	4

Eastern Ky.

E
a
s
t
e
r
n
K
y
.

E
a
s
t
e
r
n
K
y
.

Average RPI Win: 186		WON-LOST	WINNING	LAST 10	STRENGTH OF		OPP. STRENGTH	TEAM	ADJ	CONF.	ADJ CONF.
Average RPI Loss: 148		RECORD	PCT. RANK	GAMES	SCHEDULE		OF SCHEDULE	RPI	RPI	RPI	RPI
DIV. I ONLY		25-26-0	.4902	157	4-6-0		197	169	200	.47338	200
DIV. I NON-CONF.		8-16-0	.33333	224	2-3-0		229	134	270	.42548	270
TOTALS		RPI 1-25	RPI 26-50		W-L RECORDS		RPI 51-100		RPI 101-150		RPI 150+
25-26-0		0-5-0	0-0-0		OVERALL		3-1-0		3-6-0		19-14-0
16-17-0		0-3-0	0-0-0		HOME		3-1-0		1-2-0		12-11-0
9-8-0		0-1-0	0-0-0		AWAY		0-0-0		2-4-0		7-3-0
0-1-0		0-1-0	0-0-0		NEUTRAL		0-0-0		0-0-0		0-0-0
8-16-0		0-5-0	0-0-0		NON-CONFERENCE		1-0-0		1-2-0		6-9-0
6-12-0		0-3-0	0-0-0		HOME		1-0-0		1-2-0		4-7-0
2-3-0		0-1-0	0-0-0		AWAY		0-0-0		0-0-0		2-2-0
0-1-0		0-1-0	0-0-0		NEUTRAL		0-0-0		0-0-0		0-0-0
17-10-0		0-0-0	0-0-0		CONFERENCE		2-1-0		2-4-0		13-5-0
10-5-0		0-0-0	0-0-0		HOME		2-1-0		0-0-0		8-4-0
7-5-0		0-0-0	0-0-0		AWAY		0-0-0		2-4-0		5-1-0
0-0-0		0-0-0	0-0-0		NEUTRAL		0-0-0		0-0-0		0-0-0
RPI S	Opponent	Score	RPI S	Opponent	Score	RPI S	Opponent	Score	RPI S	Opponent	Score
1 N	Vanderbilt	0 3				90 H	Evansville	6 4	106 A	Austin Peay	3 11
10 A	Tennessee	2 6				92 H	Morehead St.	3 4	106 A	Austin Peay	2 14
25 H	Illinois St.	3 14				92 H	Morehead St.	4 3	106 A	Austin Peay	11 3
25 H	Illinois St.	11 27				92 H	Morehead St.	2 0	120 A	Jacksonville St.	0 9
25 H	Illinois St.	6 10							120 A	Jacksonville St.	7 1
									120 A	Jacksonville St.	4 9
									145 H	Mercer	2 4
									145 H	Mercer	10 4
									145 H	Mercer	4 5
									154 A	Lipscomb	10 1
									154 H	Lipscomb	3 18
									156 A	Western Ky.	7 8
									156 H	Western Ky.	7 12
									158 H	Eastern Ill.	6 9
									158 H	Eastern Ill.	5 1
									158 H	Eastern Ill.	9 7
									166 A	Southern Ill.	4 10
									166 H	Southern Ill.	9 13
									175 H	Murray St.	9 6
									175 H	Murray St.	4 3
									175 H	Murray St.	13 11
									198 A	UT Martin	11 1
									198 A	UT Martin	5 2
									198 A	UT Martin	6 5
									212 H	Western Mich.	2 1
									220 A	Middle Tenn.	5 4
									222 A	Tennessee Tech	9 5
									222 A	Tennessee Tech	9 5
LAST 10 GAMES											
						90 H	Evansville	6 4	255 H	Southeast Mo. St.	1 3
						145 H	Mercer	2 4	255 H	Southeast Mo. St.	6 10
						145 H	Mercer	10 4	255 H	Southeast Mo. St.	8 7
						145 H	Mercer	4 5	222 A	Tennessee Tech	9 5
						243 H	North Ala.	4 8	222 A	Tennessee Tech	6 9

Non-Div. I Games:

Belmont

Belmont

[illegible]

Non-Div. I Games:

Charlotte

RPI	S	Opponent	Score	
229	H	Delaware	5	2
250	H	Charleston So.	9	3
254	H	Coppin St.	3	9
254	H	Coppin St.	14	4
254	H	Coppin St.	7	3
260	H	UNC Asheville	5	2

Charlotte

C
h
a
r
l
o
t
t
e

C
h
a
r
l
o
t
t
e

Average RPI Win:	144	WON-LOST RECORD	WINNING PCT. RANK	LAST 10 GAMES	STRENGTH OF SCHEDULE	OPP. STRENGTH OF SCHEDULE	TEAM RPI	ADJ RPI	CONF. RPI	ADJ CONF. RPI		
DIV. I ONLY		10-37-1	.21875	291	2-8-0	42	70	202	.47241	202	4	4
DIV. I NON-CONF.		8-16-0	.33333	224	1-1-0	192	176	202	.47245	201	3	3
TOTALS	RPI 1-25	RPI 26-50	W-L RECORDS		RPI 51-100	RPI 101-150	RPI 150+					
10-37-1	0-9-0	0-6-0	OVERALL		4-15-1	2-3-0	4-4-0					
5-11-0	0-6-0	0-0-0	HOME		3-4-0	0-0-0	2-1-0					
5-26-1	0-3-0	0-6-0	AWAY		1-11-1	2-3-0	2-3-0					
0-0-0	0-0-0	0-0-0	NEUTRAL		0-0-0	0-0-0	0-0-0					
8-16-0	0-0-0	0-0-0	NON-CONFERENCE		2-9-0	2-3-0	4-4-0					
3-1-0	0-0-0	0-0-0	HOME		1-0-0	0-0-0	2-1-0					
5-15-0	0-0-0	0-0-	AWAY		1-9-0	2-3-0	2-3-0					
0-0-0	0-0-0	0-0-0	NEUTRAL		0-0-0	0-0-0	0-0-0					
2-21-1	0-9-0	0-6-0	CONFERENCE		2-6-1	0-0-0	0-0-0					
2-10-0	0-6-0	0-0-0	HOME		2-4-0	0-0-0	0-0-0					
0-11-1	0-3-0	0-6-0	AWAY		0-2-1	0-0-0	0-0-0					
0-0-0	0-0-0	0-0-0	NEUTRAL		0-0-0	0-0-0	0-0-0					
RPI	S	Opponent	Score	RPI	S	Opponent	Score	RPI	S	Opponent	Score	
2	H	UCLA	0 10	34	A	Arizona St.	0 6	51	H	Oregon	8 7	
2	H	UCLA	2 6	34	A	Arizona St.	7 8	51	H	Oregon	8 11	
2	H	UCLA	10 13	34	A	Arizona St.	5 6	51	H	Oregon	3 21	
14	H	Stanford	2 14	35	A	California	0 6	52	A	UC Irvine	4 8	
14	H	Stanford	1 7	35	A	California	1 6	52	A	UC Irvine	1 4	
14	H	Stanford	5 8	35	A	California	5 9	52	A	UC Irvine	1 5	
17	A	Oregon St.	0 2					65	H	Washington	13 2	
17	A	Oregon St.	4 18					65	H	Washington	2 10	
17	A	Oregon St.	3 4					65	H	Washington	2 7	
								72	A	Saint Mary's (CA)	1 8	
								72	A	Saint Mary's (CA)	3 6	
								72	A	Saint Mary's (CA)	8 14	
								72	A	Saint Mary's (CA)	1 9	
								78	A	Gonzaga	5 8	
								78	A	Gonzaga	9 5	
								78	H	Gonzaga	12 10	
								82	A	LMU (CA)	2 3	
								84	A	Southern California	1 10	
								84	A	Southern California	0 4	
								84	A	Southern California	10 10	
LAST 10 GAMES												
270	A	Utah Valley	13 20	65	H	Washington	13 2					
2	H	UCLA	10 13	65	H	Washington	2 10					
2	H	UCLA	0 10	65	H	Washington	2 7					
2	H	UCLA	2 6	17	A	Oregon St.	0 2					
78	A	Gonzaga	9 5	17	A	Oregon St.	3 4					

Non-Div. I Games:

Washington St.

RPI	S	Opponent	Score	
252	A	Dartmouth	1	6
252	A	Dartmouth	8	6
252	A	Dartmouth	2	1
269	A	St. Bonaventure	8	9
269	H	St. Bonaventure	8	1

Cornell

C
o
r
n
e
l
l

C
o
r
n
e
l
l

H
o
f
f
s
t
r
a

Hofstra

Hofstra

RPI	S	Opponent	Score	
279	A	Santa Clara	4	2
279	A	Santa Clara	2	0
284	A	Savannah St.	4	5
284	A	Savannah St.	2	0
284	A	Savannah St.	3	3
297	A	Purdue Fort Wayne	4	2
297	A	Purdue Fort Wayne	13	2
297	A	Purdue Fort Wayne	5	0
297	H	Purdue Fort Wayne	11	4
297	H	Purdue Fort Wayne	6	1
297	H	Purdue Fort Wayne	26	0

Omaha

O
m
a
h
a

O
m
a
h
a

Average RPI Win:	239	WON-LOST	WINNING	LAST 10	STRENGTH OF	OPP. STRENGTH	TEAM	ADJ	CONF.	ADJ CONF.	
Average RPI Loss:	168	RECORD	PCT. RANK	GAMES	SCHEDULE	OF SCHEDULE	RPI	RPI	RPI	RPI	
DIV. I ONLY	19-33-0	.36538	244	3-7-0	152	272	206	.47094	206	25	25
DIV. I NON-CONF.	7-18-0	.28	252	1-2-0	160	264	218	.46461	216	26	26
TOTALS	RPI 1-25	RPI 26-50	W-L RECORDS		RPI 51-100	RPI 101-150		RPI 150+			
19-33-0	0-0-0	0-0-0	OVERALL		0-3-0	1-9-0		18-21-0			
5-8-0	0-0-0	0-0-0	HOME		0-0-0	0-3-0		5-5-0			
13-24-0	0-0-0	0-0-0	AWAY		0-3-0	1-6-0		12-15-0			
1-1-0	0-0-0	0-0-0	NEUTRAL		0-0-0	0-0-0		1-1-0			
7-18-0	0-0-0	0-0-0	NON-CONFERENCE		0-3-0	0-3-0		7-12-0			
0-2-0	0-0-0	0-0-0	HOME		0-0-0	0-0-0		0-2-0			
6-15-0	0-0-0	0-0-	AWAY		0-3-0	0-3-0		6-9-0			
1-1-0	0-0-0	0-0-0	NEUTRAL		0-0-0	0-0-0		1-1-0			
12-15-0	0-0-0	0-0-0	CONFERENCE		0-0-0	1-6-0		11-9-0			
5-6-0	0-0-0	0-0-0	HOME		0-0-0	0-3-0		5-3-0			
7-9-0	0-0-0	0-0-0	AWAY		0-0-0	1-3-0		6-6-0			
0-0-0	0-0-0	0-0-0	NEUTRAL		0-0-0	0-0-0		0-0-0			
RPI S	Opponent	Score	RPI S	Opponent	Score	RPI S	Opponent	Score	RPI S	Opponent	Score
						59 A	VCU	3 6	108 A	Elon	1 9
						59 A	VCU	3 7	108 A	Elon	0 8
						59 A	VCU	6 7	108 A	Elon	1 5
									141 A	Navy	0 3
									141 A	Navy	2 10
									141 A	Navy	1 3
									141 A	Navy	5 2
									141 H	Navy	9 11
									141 H	Navy	13 24
									141 H	Navy	1 10
									159 A	James Madison	4 14
									159 A	James Madison	9 6
									159 A	James Madison	3 5
									171 A	Army West Point	2 4
									171 A	Army West Point	6 3
									171 A	Army West Point	2 10
									171 H	Army West Point	5 1
									171 H	Army West Point	7 16
									173 A	Wofford	1 12
									173 A	Wofford	3 13
									173 A	Wofford	6 7
									176 A	Penn St.	2 3
									179 H	Rutgers	3 9
									180 N	Penn	3 19
									183 H	Seton Hall	1 7
									287 A	Rider	15 0
									141 A	Navy	1 3
									187 A	Holy Cross	9 6
LAST 10 GAMES											
			141 A	Navy	2 10	187 H	Holy Cross	5 15	179 H	Rutgers	3 9
			141 A	Navy	0 3	187 H	Holy Cross	15 4	180 N	Penn	3 19
			234 A	Monmouth	4 5	183 H	Seton Hall	1 7	183 H	Seton Hall	1 7
			171 H	Army West Point	5 1	287 A	Rider	15 0	187 A	Holy Cross	5 10
			171 H	Army West Point	7 16	141 A	Navy	1 3	187 A	Holy Cross	9 6

Non-Div. I Games:

Lafayette

RPI	S	Opponent	Score	
187	A	Holy Cross	1	5
187	H	Holy Cross	5	15
187	H	Holy Cross	15	4
229	N	Delaware	7	5
234	A	Monmouth	4	5
236	A	USC Upstate	0	5
244	A	Saint Joseph's	3	1
271	A	Lehigh	14	2
271	A	Lehigh	9	16
271	A	Lehigh	4	1
271	A	Lehigh	10	9
271	H	Lehigh	1	12
273	A	N.C. Central	1	9
273	A	N.C. Central	16	10
273	A	N.C. Central	2	1
280	A	Bucknell	2	6
280	A	Bucknell	12	4
280	H	Bucknell	6	5
280	H	Bucknell	10	5
280	H	Bucknell	11	3
283	A	Villanova	8	6
287	A	Rider	15	0

Lafayette

L
a
f
a
y
e
t
t
e

L
a
f
a
y
e
t
t
e

[illegible]

Non-Div. I Games:

Quinnipiac

RPI	S	Opponent	Score	
262	A	Norfolk St.	7	1
281	A	Niagara	7	2
281	A	Niagara	3	1
281	A	Niagara	7	1
282	A	Iona	10	2
282	A	Iona	3	2
282	A	Iona	2	3
287	H	Rider	7	1
287	H	Rider	16	9
287	H	Rider	15	4
299	H	Saint Peter's	5	4
299	H	Saint Peter's	13	0
299	H	Saint Peter's	2	0

Quinnipiac

Q
u
i
n
n
i
p
i
a
c

Q
u
i
n
n
i
p
i
a
c

Average RPI Win: 172		WON-LOST	WINNING	LAST 10	STRENGTH OF		OPP. STRENGTH	TEAM	ADJ		CONF.	ADJ CONF.
Average RPI Loss: 125		RECORD	PCT. RANK	GAMES	SCHEDULE		OF SCHEDULE	RPI	RPI		RPI	RPI
DIV. I ONLY		22-29-0	.43137	206	4-6-0		165	143	208		13	13
DIV. I NON-CONF.		13-18-0	.41935	193	2-1-0		194	115	229		16	16
TOTALS		RPI 1-25	RPI 26-50		W-L RECORDS		RPI 51-100		RPI 101-150		RPI 150+	
22-29-0		1-1-0	1-5-0		OVERALL		3-10-0		2-0-0		15-13-0	
17-13-0		0-0-0	0-1-0		HOME		3-4-0		2-0-0		12-8-0	
5-15-0		1-1-0	1-3-0		AWAY		0-6-0		0-0-0		3-5-0	
0-1-0		0-0-0	0-1-0		NEUTRAL		0-0-0		0-0-0		0-0-0	
13-18-0		1-1-0	0-3-0		NON-CONFERENCE		3-7-0		0-0-0		9-7-0	
11-11-0		0-0-0	0-1-0		HOME		3-4-0		0-0-0		8-6-0	
2-6-0		1-1-0	0-0-		AWAY		0-3-0		0-0-0		1-1-0	
0-1-0		0-0-0	0-1-0		NEUTRAL		0-0-0		0-0-0		0-0-0	
9-11-0		0-0-0	1-2-0		CONFERENCE		0-3-0		2-0-0		6-6-0	
6-2-0		0-0-0	0-0-0		HOME		0-0-0		2-0-0		4-2-0	
3-9-0		0-0-0	1-2-0		AWAY		0-3-0		0-0-0		2-4-0	
0-0-0		0-0-0	0-0-0		NEUTRAL		0-0-0		0-0-0		0-0-0	
RPI S	Opponent	Score	RPI S	Opponent	Score	RPI S	Opponent	Score	RPI S	Opponent	Score	
9 A	Texas Tech	4 5	43 A	UCF	2 10	57 A	Florida St.	8 9	124 H	FGCU	2 1	
9 A	Texas Tech	7 5	43 H	UCF	4 13	57 A	Florida St.	4 10	124 H	FGCU	5 3	
			48 N	Michigan	6 16	57 H	Florida St.	1 0	153 H	Yale	3 13	
			50 A	Liberty	4 15	62 H	Virginia Tech	0 5	153 H	Yale	3 7	
			50 A	Liberty	3 2	64 H	Sam Houston St.	3 4	153 H	Yale	7 5	
			50 A	Liberty	6 12	74 A	Jacksonville	1 2	154 A	Lipscomb	3 5	
						74 A	Jacksonville	0 13	154 A	Lipscomb	8 9	
						74 A	Jacksonville	1 6	154 A	Lipscomb	2 3	
						80 H	Maryland	12 7	168 A	FIU	8 5	
						80 H	Maryland	4 8	168 H	FIU	6 4	
						80 H	Maryland	0 7	182 H	Kennesaw St.	1 2	
						99 A	South Fla.	4 6	182 H	Kennesaw St.	4 0	
						99 H	South Fla.	10 9	182 H	Kennesaw St.	9 3	
									194 H	Saint Louis	3 2	
									223 H	NJIT	1 3	
									223 H	NJIT	1 0	
									223 H	NJIT	4 3	
									227 H	Manhattan	2 5	
									243 A	North Ala.	2 6	
									243 A	North Ala.	13 8	
									243 A	North Ala.	12 1	
									245 H	Georgetown	5 4	
									246 H	Sacred Heart	8 5	
									246 H	Sacred Heart	4 11	
									246 H	Sacred Heart	11 5	
									258 H	Siena	7 8	
									258 H	Siena	3 2	
LAST 10 GAMES			168 H	FIU	6 4	124 H	FGCU	5 3	246 H	Sacred Heart	8 5	
			74 A	Jacksonville	1 6	124 H	FGCU	2 1	246 H	Sacred Heart	4 11	
			74 A	Jacksonville	1 2	99 A	South Fla.	4 6	246 H	Sacred Heart	11 5	
			74 A	Jacksonville	0 13	154 A	Lipscomb	2 3	258 H	Siena	7 8	
			57 H	Florida St.	1 0	154 A	Lipscomb	3 5	258 H	Siena	3 2	

Non-Div. I Games:

Stetson

RPI	S	Opponent	Score	
258	H	Siena	0	5
267	A	Bethune-Cookman	2	3
267	H	Bethune-Cookman	10	3

Stetson

S
t
e
t
s
o
n

S
t
e
t
s
o
n

[illegible]

Non-Div. I Games:

Lamar University

RPI	S	Opponent	Score	
216	H	Houston Baptist	11	1
247	H	LIU Brooklyn	2	1
247	H	LIU Brooklyn	8	4
247	H	LIU Brooklyn	6	2
294	H	Prairie View	7	6

Lamar University

L
a
m
a
r
U
n
i
v
e
r
s
i
t
y

L
a
m
a
r
U
n
i
v
e
r
s
i
t
y

[illegible]

Non-Div. I Games:

Arlington Baptist

11 0

Tex. Permian Basin

13 6

Tex. Permian Basin

6 5

Abilene Christian

RPI	S	Opponent	Score	
288	H	Eastern Mich.	5	6
292	H	Ark.-Pine Bluff	16	7
292	H	Ark.-Pine Bluff	9	7
292	H	Ark.-Pine Bluff	5	4

Abilene Christian

A
b
i
l
e
n
e
C
h
r
i
s
t
i
a
n

A
b
i
l
e
n
e
C
h
r
i
s
t
i
a
n

Average RPI Win: 237		WON-LOST	WINNING	LAST 10	STRENGTH OF		OPP. STRENGTH	TEAM	ADJ	CONF.	ADJ CONF.
Average RPI Loss: 168		RECORD	PCT. RANK	GAMES	SCHEDULE		OF SCHEDULE	RPI	RPI	RPI	RPI
DIV. I ONLY		28-21-0	.57143	96	5-5-0		278	256	211	.46936	211
DIV. I NON-CONF.		8-15-0	.34783	220	1-2-0		154	94	214	.46795	213
TOTALS		RPI 1-25	RPI 26-50		W-L RECORDS		RPI 51-100		RPI 101-150		RPI 150+
28-21-0		1-1-0	0-1-0		OVERALL		0-0-0		2-7-0		25-12-0
16-6-0		1-0-0	0-0-0		HOME		0-0-0		0-2-0		15-4-0
9-14-0		0-1-0	0-1-0		AWAY		0-0-0		2-4-0		7-8-0
3-1-0		0-0-0	0-0-0		NEUTRAL		0-0-0		0-1-0		3-0-0
8-15-0		1-1-0	0-1-0		NON-CONFERENCE		0-0-0		2-7-0		5-6-0
5-4-0		1-0-0	0-0-0		HOME		0-0-0		0-2-0		4-2-0
2-10-0		0-1-0	0-0-		AWAY		0-0-0		2-4-0		0-4-0
1-1-0		0-0-0	0-0-0		NEUTRAL		0-0-0		0-1-0		1-0-0
20-6-0		0-0-0	0-0-0		CONFERENCE		0-0-0		0-0-0		20-6-0
11-2-0		0-0-0	0-0-0		HOME		0-0-0		0-0-0		11-2-0
7-4-0		0-0-0	0-0-0		AWAY		0-0-0		0-0-0		7-4-0
2-0-0		0-0-0	0-0-0		NEUTRAL		0-0-0		0-0-0		2-0-0
RPI S	Opponent	Score		RPI S	Opponent	Score		RPI S	Opponent	Score	
21 A	LSU	4	17	41 A	Southern Miss.	3	8	111 N	Air Force	0	13
21 H	LSU	7	2					112 A	Northwestern St.	6	13
								112 A	Northwestern St.	7	5
								112 H	Northwestern St.	3	6
								128 A	Memphis	6	1
								128 A	Memphis	12	14
								128 A	Memphis	1	10
								137 A	La.-Monroe	6	10
								137 H	La.-Monroe	4	5
								152 A	New Orleans	4	5
								152 A	New Orleans	6	9
								152 H	New Orleans	5	4
								158 H	Eastern Ill.	1	6
								158 H	Eastern Ill.	2	4
								158 H	Eastern Ill.	5	3
								158 H	Eastern Ill.	10	8
								172 A	Nicholls St.	2	4
								172 H	Nicholls St.	6	5
								209 A	Lamar University	5	6
								239 A	Grambling	15	3
								239 A	Grambling	0	12
								239 A	Grambling	16	21
								239 H	Grambling	15	13
								239 H	Grambling	18	8
								239 H	Grambling	13	8
								239 N	Grambling	6	5
								257 N	Florida A&M	6	3
LAST 10 GAMES				152 A	New Orleans	4	5	239 A	Grambling	15	3
				294 A	Prairie View	2	12	239 A	Grambling	16	21
				294 A	Prairie View	6	4	239 A	Grambling	0	12
				294 A	Prairie View	12	8	137 H	La.-Monroe	4	5
				172 H	Nicholls St.	6	5	265 H	Texas Southern	16	6

Non-Div. I Games:

Southern U.

RPI	S	Opponent	Score	
265	A	Texas Southern	8	7
265	A	Texas Southern	1	0
265	A	Texas Southern	0	1
265	H	Texas Southern	7	6
265	H	Texas Southern	16	6
265	H	Texas Southern	5	6
292	A	Ark.-Pine Bluff	10	4
292	A	Ark.-Pine Bluff	21	2
292	H	Ark.-Pine Bluff	16	4
292	H	Ark.-Pine Bluff	16	13
292	H	Ark.-Pine Bluff	9	4
293	H	Alcorn	11	1
293	N	Alcorn	12	9
294	A	Prairie View	2	12
294	A	Prairie View	6	4
294	A	Prairie View	12	8
294	H	Prairie View	8	5
294	H	Prairie View	26	4
294	H	Prairie View	6	10

Southern U.

S
o
u
t
h
e
r
n
U
.

S
o
u
t
h
e
r
n
U
.

Average RPI Win:	223	WON-LOST RECORD	WINNING PCT. RANK	LAST 10 GAMES	STRENGTH OF SCHEDULE	OPP. STRENGTH OF SCHEDULE	TEAM RPI	ADJ RPI	CONF. RPI	ADJ CONF. RPI		
DIV. I ONLY		17-29-0	.36957	242	4-6-0	209	245	212	.46852	212	24	24
DIV. I NON-CONF.		7-17-0	.29167	243	0-1-0	250	199	243	.44899	243	24	24
<hr/>												
TOTALS	RPI 1-25	RPI 26-50		W-L RECORDS		RPI 51-100		RPI 101-150		RPI 150+		
17-29-0	0-0-0	0-1-0		OVERALL		1-3-0		3-12-0		13-13-0		
5-1-0	0-0-0	0-0-0		HOME		0-0-0		0-0-0		5-1-0		
9-27-0	0-0-0	0-1-0		AWAY		1-3-0		3-12-0		5-11-0		
3-1-0	0-0-0	0-0-0		NEUTRAL		0-0-0		0-0-0		3-1-0		
<hr/>												
7-17-0	0-0-0	0-1-0		NON-CONFERENCE		1-3-0		1-2-0		5-11-0		
0-0-0	0-0-0	0-0-0		HOME		0-0-0		0-0-0		0-0-0		
4-16-0	0-0-0	0-0-		AWAY		1-3-0		1-2-0		2-10-0		
3-1-0	0-0-0	0-0-0		NEUTRAL		0-0-0		0-0-0		3-1-0		
<hr/>												
10-12-0	0-0-0	0-0-0		CONFERENCE		0-0-0		2-10-0		8-2-0		
5-1-0	0-0-0	0-0-0		HOME		0-0-0		0-0-0		5-1-0		
5-11-0	0-0-0	0-0-0		AWAY		0-0-0		2-10-0		3-1-0		
0-0-0	0-0-0	0-0-0		NEUTRAL		0-0-0		0-0-0		0-0-0		
<hr/>												
RPI	S	Opponent	Score	RPI	S	Opponent	Score	RPI	S	Opponent	Score	
				48	A	Michigan	5 12	89	A	Notre Dame	12 2	
								99	A	South Fla.	9 10	
								99	A	South Fla.	6 9	
								99	A	South Fla.	6 7	
										103	A	North Florida
										103	A	North Florida
										103	A	North Florida
										113	A	Central Mich.
										113	A	Central Mich.
										113	A	Central Mich.
										116	A	Ball St.
										116	A	Ball St.
										116	A	Ball St.
										126	A	Kent St.
										126	A	Kent St.
										126	A	Kent St.
										147	A	Miami (OH)
										147	A	Miami (OH)
										147	A	Miami (OH)
										154	A	Lipscomb
										154	A	Lipscomb
										162	A	Michigan St.
										162	N	Michigan St.
										197	A	Pittsburgh
										200	A	Belmont
										228	H	Northern Ill.
										228	H	Northern Ill.
										228	H	Northern Ill.
										233	A	Valparaiso
										242	A	Butler
										242	A	Butler
<hr/>												
LAST 10 GAMES				LAST 10 GAMES								
				147	A	Miami (OH)	0 5	288	H	Eastern Mich.	12 2	
				147	A	Miami (OH)	6 3	288	H	Eastern Mich.	4 2	
				147	A	Miami (OH)	4 6	113	A	Central Mich.	8 11	
				197	A	Pittsburgh	3 14	113	A	Central Mich.	1 6	
				288	H	Eastern Mich.	7 6	113	A	Central Mich.	4 5	

Non-Div. I Games:

Western Mich.

RPI	S	Opponent	Score	
242	A	Butler	2	1
245	N	Georgetown	22	1
255	A	Southeast Mo. St.	1	5
255	A	Southeast Mo. St.	4	8
255	A	Southeast Mo. St.	8	9
259	A	Toledo	6	3
269	N	St. Bonaventure	8	3
276	A	Bowling Green	4	2
276	A	Bowling Green	5	1
276	A	Bowling Green	3	4
283	N	Villanova	11	2
288	H	Eastern Mich.	12	2
288	H	Eastern Mich.	4	2
288	H	Eastern Mich.	7	6

Western Mich.

W
e
s
t
e
r
n
M
i
c
h
.

W
e
s
t
e
r
n
M
i
c
h
.

Average RPI Win: 196		WON-LOST	WINNING	LAST 10	STRENGTH OF		OPP. STRENGTH	TEAM	ADJ		CONF.	ADJ CONF.		
Average RPI Loss: 158		RECORD	PCT. RANK	GAMES	SCHEDULE		OF SCHEDULE	RPI	RPI		RPI	RPI		
DIV. I ONLY		20-29-0	.40816	222	7-3-0		183	223	213	.46689	213	22	22	
DIV. I NON-CONF.		9-19-0	.32143	232	3-1-0		93	239	199	.47422	199	21	21	
TOTALS		RPI 1-25	RPI 26-50		W-L RECORDS		RPI 51-100		RPI 101-150		RPI 150+			
20-29-0		0-3-0	0-1-0		OVERALL		1-4-0		4-3-0		15-18-0			
12-8-0		0-0-0	0-0-0		HOME		0-1-0		4-2-0		8-5-0			
7-20-0		0-3-0	0-1-0		AWAY		1-3-0		0-0-0		6-13-0			
1-1-0		0-0-0	0-0-0		NEUTRAL		0-0-0		0-1-0		1-0-0			
9-19-0		0-3-0	0-1-0		NON-CONFERENCE		1-4-0		2-2-0		6-9-0			
4-4-0		0-0-0	0-0-0		HOME		0-1-0		2-1-0		2-2-0			
4-14-0		0-3-0	0-0-		AWAY		1-3-0		0-0-0		3-7-0			
1-1-0		0-0-0	0-0-0		NEUTRAL		0-0-0		0-1-0		1-0-0			
11-10-0		0-0-0	0-0-0		CONFERENCE		0-0-0		2-1-0		9-9-0			
8-4-0		0-0-0	0-0-0		HOME		0-0-0		2-1-0		6-3-0			
3-6-0		0-0-0	0-0-0		AWAY		0-0-0		0-0-0		3-6-0			
0-0-0		0-0-0	0-0-0		NEUTRAL		0-0-0		0-0-0		0-0-0			
RPI	S	Opponent	Score		RPI	S	Opponent	Score		RPI	S	Opponent	Score	
12	A	UC Santa Barbara	5	10	31	A	UConn	4	12	60	A	Boston College	7	4
12	A	UC Santa Barbara	0	14						94	A	Bryant	5	8
12	A	UC Santa Barbara	4	6						94	A	Bryant	6	15
										94	A	Bryant	4	15
										94	H	Bryant	3	23
										130	H	Massachusetts	5	4
										131	H	Stony Brook	5	7
										131	H	Stony Brook	9	5
										131	H	Stony Brook	6	5
										132	H	Marist	8	3
										140	H	Northeastern	8	9
										143	N	Rhode Island	7	10
										153	H	Yale	11	7
										154	A	Lipscomb	0	7
										154	A	Lipscomb	8	9
										187	A	Holy Cross	6	12
										189	A	Binghamton	2	6
										189	A	Binghamton	0	1
										189	A	Binghamton	1	12
										192	H	Maine	3	1
										192	H	Maine	5	4
										192	H	Maine	10	11
										196	A	Fairfield	4	7
										207	H	Quinnipiac	3	10
										210	A	Abilene Christian	1	2
										210	A	Abilene Christian	7	8
										210	A	Abilene Christian	7	11
										214	H	Albany (NY)	7	6
										214	H	Albany (NY)	6	8
										214	H	Albany (NY)	6	5
										218	H	Central Conn. St.	7	3
										225	A	UMass Lowell	5	0
LAST 10 GAMES														
247	N	LIU Brooklyn	16	5	225	H	UMass Lowell	5	3	214	H	Albany (NY)	7	6
192	H	Maine	3	1	225	H	UMass Lowell	7	3	214	H	Albany (NY)	6	8
192	H	Maine	5	4	225	H	UMass Lowell	3	5	214	H	Albany (NY)	6	5
192	H	Maine	10	11	196	A	Fairfield	4	7	218	H	Central Conn. St.	7	3
218	H	Central Conn. St.	7	3	130	H	Massachusetts	5	4	225	A	UMass Lowell	5	0

Non-Div. I Games:

Hartford

RPI	S	Opponent	Score	
225	A	UMass Lowell	2	3
225	A	UMass Lowell	7	5
225	H	UMass Lowell	5	3
225	H	UMass Lowell	7	3
225	H	UMass Lowell	3	5
245	A	Georgetown	4	2
245	A	Georgetown	2	1
245	A	Georgetown	14	1
246	H	Sacred Heart	4	5
247	N	LIU Brooklyn	16	5
263	A	UMBC	7	4
263	A	UMBC	2	8
263	A	UMBC	8	10

Hartford

H
a
r
t
f
o
r
d

H
a
r
t
f
o
r
d

Average RPI Win:	225	WON-LOST RECORD	WINNING PCT. RANK	LAST 10 GAMES	STRENGTH OF SCHEDULE	OPP. STRENGTH OF SCHEDULE	TEAM RPI	ADJ RPI	CONF. RPI	ADJ CONF. RPI										
Average RPI Loss:	218																			
DIV. I ONLY	25-21-0	.54348	117	8-2-0	277	274	214	.4668	214	22	22									
DIV. I NON-CONF.	14-12-0	.53846	126	4-1-0	291	292	225	.45926	225	21	21									
<hr/>																				
TOTALS	RPI 1-25	RPI 26-50		W-L RECORDS		RPI 51-100		RPI 101-150		RPI 150+										
25-21-0	0-0-0	0-0-0		OVERALL		0-0-0		3-3-0		22-18-0										
10-6-0	0-0-0	0-0-0		HOME		0-0-0		0-0-0		10-6-0										
13-13-0	0-0-0	0-0-0		AWAY		0-0-0		2-3-0		11-10-0										
2-2-0	0-0-0	0-0-0		NEUTRAL		0-0-0		1-0-0		1-2-0										
<hr/>																				
14-12-0	0-0-0	0-0-0		NON-CONFERENCE		0-0-0		2-1-0		12-11-0										
5-2-0	0-0-0	0-0-0		HOME		0-0-0		0-0-0		5-2-0										
7-8-0	0-0-0	0-0-		AWAY		0-0-0		1-1-0		6-7-0										
2-2-0	0-0-0	0-0-0		NEUTRAL		0-0-0		1-0-0		1-2-0										
<hr/>																				
11-9-0	0-0-0	0-0-0		CONFERENCE		0-0-0		1-2-0		10-7-0										
5-4-0	0-0-0	0-0-0		HOME		0-0-0		0-0-0		5-4-0										
6-5-0	0-0-0	0-0-0		AWAY		0-0-0		1-2-0		5-3-0										
0-0-0	0-0-0	0-0-0		NEUTRAL		0-0-0		0-0-0		0-0-0										
<hr/>																				
RPI	S	Opponent	Score	RPI	S	Opponent	Score	RPI	S	Opponent	Score									
								121	A	St. John's (NY)	4	5								
								130	N	Massachusetts	7	6								
								131	A	Stony Brook	4	7								
								131	A	Stony Brook	4	3								
								131	A	Stony Brook	3	8								
								132	A	Marist	10	2								
								174	H	Fordham	5	7								
								189	A	Binghamton	4	0								
								189	A	Binghamton	3	1								
								189	H	Binghamton	4	3								
								189	H	Binghamton	3	15								
								189	H	Binghamton	1	11								
								192	H	Maine	12	3								
								192	H	Maine	19	3								
								192	H	Maine	1	16								
								213	A	Hartford	8	6								
								213	A	Hartford	5	6								
								213	A	Hartford	6	7								
								218	A	Central Conn. St.	6	9								
								218	H	Central Conn. St.	7	3								
								225	A	UMass Lowell	5	2								
												LAST 10 GAMES				225	A	UMass Lowell	11	3
																225	A	UMass Lowell	8	11
																225	A	UMass Lowell	8	11
227	A	Manhattan	5	2																
227	A	Manhattan	3	5																
227	A	Manhattan	4	6																
246	A	Sacred Heart	5	3	247	H	LIU Brooklyn	10	1	247	H	LIU Brooklyn	10	1						
189	A	Binghamton	4	0	174	H	Fordham	5	7	227	A	Manhattan	5	2						
189	A	Binghamton	3	1	192	H	Maine	12	3	227	A	Manhattan	3	5						
247	H	LIU Brooklyn	3	1	192	H	Maine	1	16	227	A	Manhattan	4	6						
247	H	LIU Brooklyn	4	2	192	H	Maine	19	3	246	A	Sacred Heart	5	3						

Non-Div. I Games:

Albany (NY)

RPI	S	Opponent	Score	
247	H	LIU Brooklyn	10	1
247	H	LIU Brooklyn	4	2
247	H	LIU Brooklyn	3	1
249	A	La Salle	0	9
249	A	La Salle	6	5
249	A	La Salle	6	13
254	N	Coppin St.	4	0
254	N	Coppin St.	2	6
254	N	Coppin St.	3	15
263	H	UMBC	7	2
263	H	UMBC	4	3
263	H	UMBC	1	7
282	A	Iona	5	4
282	H	Iona	1	13
290	H	Fairleigh Dickinson	8	2
291	A	Longwood	0	9
291	A	Longwood	6	8
291	A	Longwood	13	2
299	A	Saint Peter's	9	7

Albany (NY)

A
l
b
a
n
y
(
N
Y
)

A
l
b
a
n
y
(
N
Y
)

Average RPI Win: 209		WON-LOST	WINNING	LAST 10	STRENGTH OF		OPP. STRENGTH	TEAM	ADJ		CONF.	ADJ CONF.
Average RPI Loss: 149		RECORD	PCT. RANK	GAMES	SCHEDULE		OF SCHEDULE	RPI	RPI		RPI	RPI
DIV. I ONLY		23-20-0	.53488	125	6-4-0		267	188	215		26	26
DIV. I NON-CONF.		7-10-0	.41176	196	0-1-0		268	42	223		23	23
TOTALS		RPI 1-25	RPI 26-50		W-L RECORDS		RPI 51-100		RPI 101-150		RPI 150+	
23-20-0		2-4-0	0-0-0		OVERALL		1-5-0		5-2-0		15-9-0	
18-6-0		1-0-0	0-0-0		HOME		1-2-0		3-1-0		13-3-0	
5-14-0		1-4-0	0-0-0		AWAY		0-3-0		2-1-0		2-6-0	
0-0-0		0-0-0	0-0-0		NEUTRAL		0-0-0		0-0-0		0-0-0	
7-10-0		2-4-0	0-0-0		NON-CONFERENCE		0-0-0		1-1-0		4-5-0	
5-1-0		1-0-0	0-0-0		HOME		0-0-0		1-0-0		3-1-0	
2-9-0		1-4-0	0-0-		AWAY		0-0-0		0-1-0		1-4-0	
0-0-0		0-0-0	0-0-0		NEUTRAL		0-0-0		0-0-0		0-0-0	
16-10-0		0-0-0	0-0-0		CONFERENCE		1-5-0		4-1-0		11-4-0	
13-5-0		0-0-0	0-0-0		HOME		1-2-0		2-1-0		10-2-0	
3-5-0		0-0-0	0-0-0		AWAY		0-3-0		2-0-0		1-2-0	
0-0-0		0-0-0	0-0-0		NEUTRAL		0-0-0		0-0-0		0-0-0	
RPI S	Opponent	Score	RPI S	Opponent	Score	RPI S	Opponent	Score	RPI S	Opponent	Score	
8 A	Georgia Tech	3 6				81 A	Wright St.	3 11	104 A	Northwestern	1 6	
13 A	Texas A&M	1 3				81 A	Wright St.	3 7	104 H	Northwestern	4 2	
13 A	Texas A&M	0 4				81 A	Wright St.	2 5	139 A	Milwaukee	10 4	
13 A	Texas A&M	7 2				81 H	Wright St.	1 7	139 A	Milwaukee	21 6	
25 A	Illinois St.	0 4				81 H	Wright St.	6 1	139 H	Milwaukee	8 1	
25 H	Illinois St.	6 1				81 H	Wright St.	3 10	139 H	Milwaukee	4 7	
									139 H	Milwaukee	4 2	
									182 A	Kennesaw St.	2 9	
									228 A	Northern Ill.	15 10	
									228 H	Northern Ill.	8 3	
									240 A	Georgia St.	5 9	
									241 A	SIUE	4 6	
									241 A	SIUE	2 3	
									266 H	Oakland	4 2	
									266 H	Oakland	7 2	
									266 H	Oakland	3 1	
									266 H	Oakland	7 1	
									266 H	Oakland	1 2	
									266 H	Oakland	2 3	
									277 A	Youngstown St.	8 3	
									277 A	Youngstown St.	3 7	
									277 A	Youngstown St.	5 6	
									277 H	Youngstown St.	10 4	
									277 H	Youngstown St.	4 3	
									277 H	Youngstown St.	13 4	
									278 H	Northern Ky.	6 1	
									278 H	Northern Ky.	11 7	
LAST 10 GAMES			LAST 10 GAMES			LAST 10 GAMES			LAST 10 GAMES			
277 H	Youngstown St.	13 4	139 H	Milwaukee	8 1	277 H	Youngstown St.	2 5	277 H	Youngstown St.	4 3	
277 H	Youngstown St.	10 4	81 A	Wright St.	3 11	277 H	Youngstown St.	3 7	278 H	Northern Ky.	6 1	
277 H	Youngstown St.	4 3	81 A	Wright St.	3 7	278 H	Northern Ky.	6 1	278 H	Northern Ky.	11 7	
139 H	Milwaukee	4 7	104 A	Northwestern	1 6							
139 H	Milwaukee	4 2										

Non-Div. I Games: Chicago 4 1

UIC

RPI	S	Opponent	Score	
278	H	Northern Ky.	16	2
285	H	Chicago St.	5	1
285	H	Chicago St.	7	1
285	H	Chicago St.	4	8

Average RPI Win: 166		WON-LOST	WINNING	LAST 10	STRENGTH OF		OPP. STRENGTH	TEAM	ADJ	CONF.	ADJ CONF.
Average RPI Loss: 117		RECORD	PCT. RANK	GAMES	SCHEDULE		OF SCHEDULE	RPI	RPI	RPI	RPI
DIV. I ONLY		17-33-0	.34	251	4-6-0		119	119	216	.46461	12
DIV. I NON-CONF.		8-13-0	.38095	210	1-0-0		104	77	198	.47529	13
TOTALS		RPI 1-25	RPI 26-50		W-L RECORDS		RPI 51-100		RPI 101-150		RPI 150+
17-33-0		0-1-0	0-4-0		OVERALL		2-9-0		7-7-0		8-12-0
13-11-0		0-0-0	0-0-0		HOME		1-3-0		7-6-0		5-2-0
4-22-0		0-1-0	0-4-0		AWAY		1-6-0		0-1-0		3-10-0
0-0-0		0-0-0	0-0-0		NEUTRAL		0-0-0		0-0-0		0-0-0
8-13-0		0-1-0	0-4-0		NON-CONFERENCE		1-4-0		4-4-0		3-0-0
8-3-0		0-0-0	0-0-0		HOME		1-0-0		4-3-0		3-0-0
0-10-0		0-1-0	0-0-		AWAY		0-4-0		0-1-0		0-0-0
0-0-0		0-0-0	0-0-0		NEUTRAL		0-0-0		0-0-0		0-0-0
9-20-0		0-0-0	0-0-0		CONFERENCE		1-5-0		3-3-0		5-12-0
5-8-0		0-0-0	0-0-0		HOME		0-3-0		3-3-0		2-2-0
4-12-0		0-0-0	0-0-0		AWAY		1-2-0		0-0-0		3-10-0
0-0-0		0-0-0	0-0-0		NEUTRAL		0-0-0		0-0-0		0-0-0
RPI S	Opponent	Score	RPI S	Opponent	Score	RPI S	Opponent	Score	RPI S	Opponent	Score
13 A	Texas A&M	5 12	26 A	DBU	1 2	64 H	Sam Houston St.	4 7	105 H	Cincinnati	5 4
			26 A	DBU	1 7	64 H	Sam Houston St.	3 6	105 H	Cincinnati	2 1
			26 A	DBU	2 12	64 H	Sam Houston St.	5 17	105 H	Cincinnati	4 5
			46 A	Texas St.	8 17	86 A	Tulane	2 3	112 H	Northwestern St.	12 2
						86 A	Tulane	1 3	112 H	Northwestern St.	5 7
						86 A	Tulane	2 6	112 H	Northwestern St.	10 2
						96 A	Incarnate Word	3 4	133 H	Central Ark.	4 2
						96 A	Incarnate Word	8 6	133 H	Central Ark.	1 4
						96 A	Incarnate Word	3 6	133 H	Central Ark.	1 2
						100 A	UTRGV	0 6	135 A	UTSA	8 11
						100 H	UTRGV	13 7	135 H	UTSA	6 14
									140 H	Northeastern	8 14
									140 H	Northeastern	9 3
									140 H	Northeastern	5 2
									152 A	New Orleans	6 14
									152 A	New Orleans	5 11
									152 A	New Orleans	7 8
									164 A	A&M-Corpus Christi	2 6
									164 A	A&M-Corpus Christi	14 0
									164 A	A&M-Corpus Christi	7 9
									169 A	SFA	0 1
									169 A	SFA	0 6
									169 A	SFA	2 4
									172 A	Nicholls St.	11 7
									172 A	Nicholls St.	6 3
									172 A	Nicholls St.	3 4
									209 A	Lamar University	1 11
LAST 10 GAMES			152 A	New Orleans	5 11	172 A	Nicholls St.	11 7			
			152 A	New Orleans	6 14	265 H	Texas Southern	6 4			
			152 A	New Orleans	7 8	133 H	Central Ark.	4 2			
			172 A	Nicholls St.	6 3	133 H	Central Ark.	1 2			
			172 A	Nicholls St.	3 4	133 H	Central Ark.	1 4			

Non-Div. I Games:

Houston Baptist

RPI	S	Opponent	Score	
209	H	Lamar University	3	6
210	H	Abilene Christian	5	1
210	H	Abilene Christian	8	1
210	H	Abilene Christian	6	21
265	H	Texas Southern	6	4
294	H	Prairie View	21	5
294	H	Prairie View	10	3

Houston Baptist

H
o
u
s
t
o
n
B
a
p
t
i
s
t

H
o
u
s
t
o
n
B
a
p
t
i
s
t

Average RPI Win:	231	WON-LOST	WINNING	LAST 10	STRENGTH OF	OPP. STRENGTH	TEAM	ADJ	CONF.	ADJ CONF.	
Average RPI Loss:	166	RECORD	PCT. RANK	GAMES	SCHEDULE	OF SCHEDULE	RPI	RPI	RPI	RPI	
DIV. I ONLY	30-22-0	.57692	89	6-4-0	278	219	217	.46373	217	20	19
DIV. I NON-CONF.	19-9-0	.67857	59	2-0-0	294	268	219	.46405	217	22	22
<hr/>											
TOTALS	RPI 1-25	RPI 26-50		W-L RECORDS		RPI 51-100		RPI 101-150		RPI 150+	
30-22-0	0-0-0	0-0-0		OVERALL		2-6-0		2-4-0		26-12-0	
21-11-0	0-0-0	0-0-0		HOME		1-0-0		1-2-0		19-9-0	
9-11-0	0-0-0	0-0-0		AWAY		1-6-0		1-2-0		7-3-0	
0-0-0	0-0-0	0-0-0		NEUTRAL		0-0-0		0-0-0		0-0-0	
19-9-0	0-0-0	0-0-0		NON-CONFERENCE		1-4-0		0-0-0		18-5-0	
15-5-0	0-0-0	0-0-0		HOME		1-0-0		0-0-0		14-5-0	
4-4-0	0-0-0	0-0-		AWAY		0-4-0		0-0-0		4-0-0	
0-0-0	0-0-0	0-0-0		NEUTRAL		0-0-0		0-0-0		0-0-0	
11-13-0	0-0-0	0-0-0		CONFERENCE		1-2-0		2-4-0		8-7-0	
6-6-0	0-0-0	0-0-0		HOME		0-0-0		1-2-0		5-4-0	
5-7-0	0-0-0	0-0-0		AWAY		1-2-0		1-2-0		3-3-0	
0-0-0	0-0-0	0-0-0		NEUTRAL		0-0-0		0-0-0		0-0-0	
RPI	S	Opponent	Score	RPI	S	Opponent	Score	RPI	S	Opponent	Score
						59 A VCU	7 9	130 A		Massachusetts	4 10
						59 A VCU	2 1	130 A		Massachusetts	0 8
						59 A VCU	3 4	130 A		Massachusetts	4 2
						86 A Tulane	2 3	143 H		Rhode Island	1 6
						86 A Tulane	6 7	143 H		Rhode Island	1 19
						86 A Tulane	6 16	143 H		Rhode Island	4 3
						87 A William & Mary	1 2	163 H		Davidson	0 3
						87 H William & Mary	8 4	163 H		Davidson	6 5
								163 H		Davidson	5 6
								165 A		Richmond	5 3
								165 A		Richmond	2 9
								165 A		Richmond	4 11
								180 H		Penn	8 4
								225 H		UMass Lowell	5 4
								225 H		UMass Lowell	1 12
								225 H		UMass Lowell	9 6
								227 H		Manhattan	7 6
								227 H		Manhattan	8 12
								227 H		Manhattan	18 7
								244 H		Saint Joseph's	10 4
								244 H		Saint Joseph's	2 4
								244 H		Saint Joseph's	12 18
								245 A		Georgetown	18 6
								245 H		Georgetown	4 14
								248 A		Towson	4 3
								248 H		Towson	13 8
								253 A		George Mason	2 13
LAST 10 GAMES						165 A Richmond	5 3	245 A		Georgetown	18 6
						269 H St. Bonaventure	6 5	254 H		Coppin St.	12 2
						269 H St. Bonaventure	10 3	180 H		Penn	8 4
						269 H St. Bonaventure	11 9	59 A		VCU	7 9
						165 A Richmond	2 9	59 A		VCU	3 4
						165 A Richmond	4 11				

Non-Div. I Games:

George Washington

RPI	S	Opponent	Score	
253	A	George Mason	16	7
253	A	George Mason	8	5
254	A	Coppin St.	7	1
254	H	Coppin St.	12	2
263	A	UMBC	11	6
263	H	UMBC	12	14
269	H	St. Bonaventure	10	3
269	H	St. Bonaventure	6	5
269	H	St. Bonaventure	11	9
274	H	Delaware St.	18	1
282	H	Iona	6	2
282	H	Iona	15	7
282	H	Iona	2	8
298	H	UMES	15	3
299	H	Saint Peter's	7	5
299	H	Saint Peter's	9	0
299	H	Saint Peter's	20	0

George Washington

George Washington

Average RPI Win:	263	WON-LOST	WINNING	LAST 10	STRENGTH OF	OPP. STRENGTH	TEAM	ADJ	CONF.	ADJ CONF.					
Average RPI Loss:	151	RECORD	PCT. RANK	GAMES	SCHEDULE	OF SCHEDULE	RPI	RPI	RPI	RPI					
DIV. I ONLY		24-19-0	.55814	110	7-3-0	269	276	218	.46322	218	29	29			
DIV. I NON-CONF.		10-12-0	.45455	176	0-3-0	288	277	258	.43443	257	29	29			
<hr/>															
TOTALS	RPI 1-25	RPI 26-50		W-L RECORDS		RPI 51-100		RPI 101-150		RPI 150+					
24-19-0	0-0-0	0-1-0		OVERALL		1-6-0		0-4-0		23-8-0					
12-7-0	0-0-0	0-0-0		HOME		0-3-0		0-2-0		12-2-0					
8-9-0	0-0-0	0-1-0		AWAY		1-2-0		0-1-0		7-5-0					
4-3-0	0-0-0	0-0-0		NEUTRAL		0-1-0		0-1-0		4-1-0					
10-12-0	0-0-0	0-1-0		NON-CONFERENCE		0-1-0		0-4-0		10-6-0					
5-2-0	0-0-0	0-0-0		HOME		0-0-0		0-2-0		5-0-0					
1-7-0	0-0-0	0-0-		AWAY		0-0-0		0-1-0		1-5-0					
4-3-0	0-0-0	0-0-0		NEUTRAL		0-1-0		0-1-0		4-1-0					
14-7-0	0-0-0	0-0-0		CONFERENCE		1-5-0		0-0-0		13-2-0					
7-5-0	0-0-0	0-0-0		HOME		0-3-0		0-0-0		7-2-0					
7-2-0	0-0-0	0-0-0		AWAY		1-2-0		0-0-0		6-0-0					
0-0-0	0-0-0	0-0-0		NEUTRAL		0-0-0		0-0-0		0-0-0					
RPI	S	Opponent	Score	RPI	S	Opponent	Score	RPI	S	Opponent	Score				
				31	A	UConn	1 9	75	N	Kansas	8 10	130	H	Massachusetts	1 2
								94	A	Bryant	6 5	130	N	Massachusetts	0 1
								94	A	Bryant	3 12	131	H	Stony Brook	3 9
								94	A	Bryant	4 14	141	A	Navy	2 5
								94	H	Bryant	4 16	189	A	Binghamton	2 3
								94	H	Bryant	2 7	196	A	Fairfield	2 5
								94	H	Bryant	4 15	207	A	Quinnipiac	5 6
												207	H	Quinnipiac	10 9
												213	A	Hartford	3 7
												214	A	Albany (NY)	3 7
												214	H	Albany (NY)	9 6
												244	N	Saint Joseph's	2 8
												246	H	Sacred Heart	1 4
												246	H	Sacred Heart	5 1
												246	H	Sacred Heart	8 4
												258	A	Siena	8 1
												261	A	Wagner	3 1
												261	A	Wagner	7 2
												261	A	Wagner	5 0
												261	H	Wagner	10 3
												261	H	Wagner	2 4
												261	H	Wagner	7 6
				LAST 10 GAMES								261	H	Wagner	7 6
				290	H	Fairleigh Dickinson	8 4	261	A	Wagner	3 1	269	N	St. Bonaventure	17 3
				290	H	Fairleigh Dickinson	8 5	261	A	Wagner	7 2	269	N	St. Bonaventure	9 5
				290	H	Fairleigh Dickinson	17 3	207	A	Quinnipiac	5 6	269	N	St. Bonaventure	4 3
				213	A	Hartford	3 7	31	A	UConn	1 9	281	N	Niagara	5 4
				261	A	Wagner	5 0	295	A	Mt. St. Mary's	6 1	290	H	Fairleigh Dickinson	8 5

Non-Div. I Games:

Central Conn. St.

RPI	S	Opponent	Score	
290	H	Fairleigh Dickinson	8	4
290	H	Fairleigh Dickinson	17	3
295	A	Mt. St. Mary's	9	8
295	A	Mt. St. Mary's	14	9
295	A	Mt. St. Mary's	6	1
299	H	Saint Peter's	9	6
299	H	Saint Peter's	12	4
299	H	Saint Peter's	5	3

Central Conn. St.
.
S
t
.

C
e
n
t
r
a
l
C
o
n
n
.
S
t
.

[illegible]

Non-Div. I Games:

Oral Roberts

Oral Roberts

Average RPI Win: 164		WON-LOST	WINNING	LAST 10	STRENGTH OF		OPP. STRENGTH	TEAM	ADJ	CONF.	ADJ CONF.
Average RPI Loss: 120		RECORD	PCT. RANK	GAMES	SCHEDULE		OF SCHEDULE	RPI	RPI	RPI	RPI
DIV. I ONLY		18-34-0	.34615	249	2-8-0		143	92	220	.46138	220
DIV. I NON-CONF.		7-18-0	.28	252	0-2-0		134	62	245	.44794	245
TOTALS		RPI 1-25	RPI 26-50		W-L RECORDS		RPI 51-100		RPI 101-150		RPI 150+
18-34-0		0-3-0	0-7-0		OVERALL		2-3-0		4-7-0		12-14-0
13-14-0		0-1-0	0-3-0		HOME		2-3-0		1-0-0		10-7-0
5-20-0		0-2-0	0-4-0		AWAY		0-0-0		3-7-0		2-7-0
0-0-0		0-0-0	0-0-0		NEUTRAL		0-0-0		0-0-0		0-0-0
7-18-0		0-3-0	0-4-0		NON-CONFERENCE		1-1-0		2-3-0		4-7-0
6-6-0		0-1-0	0-0-0		HOME		1-1-0		1-0-0		4-4-0
1-12-0		0-2-0	0-0-0		AWAY		0-0-0		1-3-0		0-3-0
0-0-0		0-0-0	0-0-0		NEUTRAL		0-0-0		0-0-0		0-0-0
11-16-0		0-0-0	0-3-0		CONFERENCE		1-2-0		2-4-0		8-7-0
7-8-0		0-0-0	0-3-0		HOME		1-2-0		0-0-0		6-3-0
4-8-0		0-0-0	0-0-0		AWAY		0-0-0		2-4-0		2-4-0
0-0-0		0-0-0	0-0-0		NEUTRAL		0-0-0		0-0-0		0-0-0
RPI S	Opponent	Score	RPI S	Opponent	Score	RPI S	Opponent	Score	RPI S	Opponent	Score
1 A	Vanderbilt	2 5	40 A	Alabama	0 2	53 H	Louisiana Tech	1 5	106 A	Austin Peay	3 10
1 H	Vanderbilt	3 15	41 H	Southern Miss.	5 6	53 H	Louisiana Tech	4 1	106 H	Austin Peay	7 1
10 A	Tennessee	0 2	41 H	Southern Miss.	1 7	53 H	Louisiana Tech	5 10	125 A	Rice	5 7
			41 H	Southern Miss.	3 11	97 H	Bradley	1 2	125 A	Rice	2 7
			42 A	Kentucky	0 7	97 H	Bradley	1 0	125 A	Rice	4 10
			42 A	Kentucky	4 5				128 A	Memphis	2 1
			42 A	Kentucky	1 4				128 A	Memphis	5 7
									128 A	Memphis	6 8
									135 A	UTSA	7 4
									135 A	UTSA	9 4
									135 A	UTSA	4 10
									154 A	Lipscomb	10 12
									154 H	Lipscomb	6 8
									156 H	Western Ky.	13 10
									156 H	Western Ky.	11 4
									156 H	Western Ky.	13 4
									157 H	UAB	8 10
									157 H	UAB	7 3
									157 H	UAB	9 2
									168 H	FIU	3 7
									168 H	FIU	6 10
									168 H	FIU	3 1
									175 A	Murray St.	6 12
									175 H	Murray St.	8 5
									193 A	Marshall	10 5
									193 A	Marshall	3 13
									193 A	Marshall	0 7
LAST 10 GAMES			1 A	Vanderbilt	2 5	201 A	Charlotte	0 5			
			168 H	FIU	6 10	201 A	Charlotte	3 2			
			168 H	FIU	3 7	201 A	Charlotte	2 4			
			168 H	FIU	3 1	41 H	Southern Miss.	5 6			
			222 A	Tennessee Tech	9 10	41 H	Southern Miss.	3 11			

Non-Div. I Games:

Middle Tenn.

RPI	S	Opponent	Score	
200	H	Belmont	4	5
201	A	Charlotte	3	2
201	A	Charlotte	0	5
201	A	Charlotte	2	4
222	A	Tennessee Tech	9	10
222	H	Tennessee Tech	11	4
228	H	Northern Ill.	2	3
276	H	Bowling Green	3	2
276	H	Bowling Green	7	0
276	H	Bowling Green	3	4

Middle Tenn.

M
i
d
d
l
e
T
e
n
n
.

M
i
d
d
l
e
T
e
n
n
.

Average RPI Win:		144	WON-LOST RECORD		WINNING PCT. RANK		LAST 10 GAMES		STRENGTH OF SCHEDULE		OPP. STRENGTH OF SCHEDULE		TEAM RPI		ADJ RPI		CONF. RPI		ADJ CONF. RPI				
Average RPI Loss:		147																					
DIV. I ONLY			17-32-0		.34694 248		3-7-0		167		140		220		.46138 220		14		14				
DIV. I NON-CONF.			11-20-0		.35484 218		1-1-0		132		141		192		.4767 192		12		12				
TOTALS		RPI 1-25		RPI 26-50		W-L RECORDS		RPI 51-100		RPI 101-150		RPI 150+											
17-32-0		2-1-0		1-3-0		OVERALL		1-6-0		6-7-0		7-15-0											
10-10-0		2-1-0		1-3-0		HOME		0-2-0		4-3-0		3-1-0											
7-20-0		0-0-0		0-0-0		AWAY		1-4-0		2-4-0		4-12-0											
0-2-0		0-0-0		0-0-0		NEUTRAL		0-0-0		0-0-0		0-2-0											
11-20-0		0-0-0		1-3-0		NON-CONFERENCE		1-6-0		5-5-0		4-6-0											
5-6-0		0-0-0		1-3-0		HOME		0-2-0		3-1-0		1-0-0											
6-12-0		0-0-0		0-0-		AWAY		1-4-0		2-4-0		3-4-0											
0-2-0		0-0-0		0-0-0		NEUTRAL		0-0-0		0-0-0		0-2-0											
6-12-0		2-1-0		0-0-0		CONFERENCE		0-0-0		1-2-0		3-9-0											
5-4-0		2-1-0		0-0-0		HOME		0-0-0		1-2-0		2-1-0											
1-8-0		0-0-0		0-0-0		AWAY		0-0-0		0-0-0		1-8-0											
0-0-0		0-0-0		0-0-0		NEUTRAL		0-0-0		0-0-0		0-0-0											
RPI	S	Opponent		Score		RPI	S	Opponent		Score		RPI	S	Opponent		Score		RPI	S	Opponent		Score	
12	H	UC Santa Barbara		9	4	37	H	Nebraska		6	21	82	A	LMU (CA)		4	5	110	H	Cal St. Fullerton		8	11
12	H	UC Santa Barbara		4	15	37	H	Nebraska		1	7	82	H	LMU (CA)		1	5	110	H	Cal St. Fullerton		5	13
12	H	UC Santa Barbara		7	2	37	H	Nebraska		6	10	86	A	Tulane		1	10	110	H	Cal St. Fullerton		8	3
						37	H	Nebraska		10	9	86	A	Tulane		10	1	114	A	San Francisco		3	4
												86	A	Tulane		0	10	114	A	San Francisco		2	8
												95	A	San Diego		6	7	119	A	UNLV		7	12
												95	H	San Diego		3	31	119	A	UNLV		7	11
																		119	H	UNLV		11	7
																		122	A	Grand Canyon		5	3
																		122	H	Grand Canyon		7	10
																		142	A	California Baptist		7	4
																		142	H	California Baptist		5	4
																		142	H	California Baptist		8	3
																		181	A	New Mexico		10	11
																		181	A	New Mexico		18	10
																		181	A	New Mexico		9	10
																		186	A	San Jose St.		4	5
																		186	A	San Jose St.		1	9
																		186	A	San Jose St.		12	3
																		188	A	CSUN		6	11
																		188	A	CSUN		1	25
																		188	A	CSUN		5	14
																		226	H	Hawaii		16	5
																		226	H	Hawaii		3	15
																		226	H	Hawaii		4	3
																		230	A	UC Davis		2	10
																		230	A	UC Davis		6	8
		LAST 10 GAMES																					
122	H	Grand Canyon		7	10	232	A	Long Beach St.		4	6	226	H	Hawaii		16	5						
110	H	Cal St. Fullerton		8	3	232	A	Long Beach St.		1	6	226	H	Hawaii		3	15						
110	H	Cal St. Fullerton		5	13	119	H	UNLV		11	7	226	H	Hawaii		4	3						
110	H	Cal St. Fullerton		8	11	12	H	UC Santa Barbara		4	15	230	A	UC Davis		2	10						
232	A	Long Beach St.		1	3	12	H	UC Santa Barbara		7	2	230	A	UC Davis		6	8						

Non-Div. I Games:

UC Riverside

RPI	S	Opponent	Score	
230	A	UC Davis	4	3
232	A	Long Beach St.	1	6
232	A	Long Beach St.	4	6
232	A	Long Beach St.	1	3
235	A	CSU Bakersfield	12	1
235	H	CSU Bakersfield	6	3
287	N	Rider	1	5
287	N	Rider	2	4

UC Riverside

U
C
R
i
v
e
r
s
i
d
e

U
C
R
i
v
e
r
s
i
d
e

Average RPI Win: 225		WON-LOST	WINNING	LAST 10	STRENGTH OF		OPP. STRENGTH	TEAM	ADJ	CONF.	ADJ CONF.
Average RPI Loss: 133		RECORD	PCT. RANK	GAMES	SCHEDULE		OF SCHEDULE	RPI	RPI	RPI	RPI
DIV. I ONLY		22-29-0	.43137	206	4-6-0		205	182	222	.46042	222
DIV. I NON-CONF.		13-11-0	.54167	122	1-2-0		253	165	175	.484	175
TOTALS		RPI 1-25	RPI 26-50		W-L RECORDS		RPI 51-100		RPI 101-150		RPI 150+
22-29-0		0-3-0	0-1-0		OVERALL		2-4-0		1-8-0		19-13-0
17-11-0		0-0-0	0-0-0		HOME		2-1-0		1-2-0		14-8-0
5-18-0		0-3-0	0-1-0		AWAY		0-3-0		0-6-0		5-5-0
0-0-0		0-0-0	0-0-0		NEUTRAL		0-0-0		0-0-0		0-0-0
13-11-0		0-3-0	0-1-0		NON-CONFERENCE		0-3-0		1-2-0		12-2-0
11-2-0		0-0-0	0-0-0		HOME		0-0-0		1-2-0		10-0-0
2-9-0		0-3-0	0-0-		AWAY		0-3-0		0-0-0		2-2-0
0-0-0		0-0-0	0-0-0		NEUTRAL		0-0-0		0-0-0		0-0-0
9-18-0		0-0-0	0-0-0		CONFERENCE		2-1-0		0-6-0		7-11-0
6-9-0		0-0-0	0-0-0		HOME		2-1-0		0-0-0		4-8-0
3-9-0		0-0-0	0-0-0		AWAY		0-0-0		0-6-0		3-3-0
0-0-0		0-0-0	0-0-0		NEUTRAL		0-0-0		0-0-0		0-0-0
RPI S	Opponent	Score	RPI S	Opponent	Score	RPI S	Opponent	Score	RPI S	Opponent	Score
1 A	Vanderbilt	10 21	38 A	Clemson	4 7	83 A	South Alabama	1 8	106 A	Austin Peay	4 10
10 A	Tennessee	10 15				83 A	South Alabama	3 7	106 A	Austin Peay	0 6
24 A	NC State	6 10				83 A	South Alabama	2 10	106 A	Austin Peay	1 8
						92 H	Morehead St.	3 2	120 A	Jacksonville St.	10 12
						92 H	Morehead St.	8 10	120 A	Jacksonville St.	3 5
						92 H	Morehead St.	8 7	120 A	Jacksonville St.	7 8
									133 H	Central Ark.	7 9
									133 H	Central Ark.	5 11
									133 H	Central Ark.	3 2
									154 A	Lipscomb	1 4
									158 H	Eastern Ill.	2 13
									158 H	Eastern Ill.	5 15
									158 H	Eastern Ill.	12 13
									175 H	Murray St.	3 7
									175 H	Murray St.	7 14
									175 H	Murray St.	10 4
									199 A	Eastern Ky.	2 8
									199 A	Eastern Ky.	3 9
									199 A	Eastern Ky.	13 8
									200 H	Belmont	5 9
									200 H	Belmont	9 6
									200 H	Belmont	7 11
									220 A	Middle Tenn.	4 11
									220 H	Middle Tenn.	10 9
									233 H	Valparaiso	12 8
									237 H	Western Ill.	3 2
									237 H	Western Ill.	8 3
LAST 10 GAMES			10 A	Tennessee	10 15	199 A	Eastern Ky.	2 8	220 A	Middle Tenn.	4 11
			92 H	Morehead St.	8 7	199 A	Eastern Ky.	3 9	220 H	Middle Tenn.	10 9
			92 H	Morehead St.	8 10	199 A	Eastern Ky.	13 8	233 H	Valparaiso	12 8
			92 H	Morehead St.	3 2	1 A	Vanderbilt	10 21	237 H	Western Ill.	3 2
			220 H	Middle Tenn.	10 9	200 H	Belmont	5 9	237 H	Western Ill.	8 3

Non-Div. I Games:

Tennessee Tech

RPI	S	Opponent	Score	
237	H	Western Ill.	7	4
241	H	SIUE	8	9
241	H	SIUE	12	6
241	H	SIUE	7	6
243	A	North Ala.	7	6
243	H	North Ala.	7	1
255	A	Southeast Mo. St.	9	3
255	A	Southeast Mo. St.	13	8
255	A	Southeast Mo. St.	4	9
277	H	Youngstown St.	8	4
277	H	Youngstown St.	7	2
277	H	Youngstown St.	9	2
289	A	Alabama A&M	23	2
289	H	Alabama A&M	28	8

Tennessee Tech

T
e
n
n
e
s
s
e
e
T
e
c
h

T
e
n
n
e
s
s
e
e
T
e
c
h

Average RPI Win: 214		WON-LOST	WINNING	LAST 10	STRENGTH OF	OPP. STRENGTH	TEAM	ADJ	CONF.	ADJ CONF.		
Average RPI Loss: 153		RECORD	PCT. RANK	GAMES	SCHEDULE	OF SCHEDULE	RPI	RPI	RPI	RPI		
DIV. I ONLY		17-27-1	.38889	228	5-5-0	220	235	223	.45953	223	13	13
DIV. I NON-CONF.		10-10-1	.5	143	2-0-0	289	289	220	.46366	218	16	16
TOTALS		RPI 1-25	RPI 26-50		W-L RECORDS		RPI 51-100		RPI 101-150		RPI 150+	
17-27-1	0-0-0	1-2-0		OVERALL		1-4-0		1-5-0		14-16-1		
4-8-0	0-0-0	0-0-0		HOME		1-2-0		1-2-0		2-4-0		
9-16-0	0-0-0	1-2-0		AWAY		0-2-0		0-3-0		8-9-0		
4-3-1	0-0-0	0-0-0		NEUTRAL		0-0-0		0-0-0		4-3-1		
10-10-1	0-0-0	0-0-0		NON-CONFERENCE		0-2-0		0-0-0		10-8-1		
0-0-0	0-0-0	0-0-0		HOME		0-0-0		0-0-0		0-0-0		
6-7-0	0-0-0	0-0-		AWAY		0-2-0		0-0-0		6-5-0		
4-3-1	0-0-0	0-0-0		NEUTRAL		0-0-0		0-0-0		4-3-1		
7-17-0	0-0-0	1-2-0		CONFERENCE		1-2-0		1-5-0		4-8-0		
4-8-0	0-0-0	0-0-0		HOME		1-2-0		1-2-0		2-4-0		
3-9-0	0-0-0	1-2-0		AWAY		0-0-0		0-3-0		2-4-0		
0-0-0	0-0-0	0-0-0		NEUTRAL		0-0-0		0-0-0		0-0-0		
RPI S	Opponent	Score	RPI S	Opponent	Score	RPI S	Opponent	Score	RPI S	Opponent	Score	
			50 A	Liberty	2 8	74 H	Jacksonville	5 6	103 A	North Florida	3 8	
			50 A	Liberty	1 8	74 H	Jacksonville	2 5	103 A	North Florida	2 5	
			50 A	Liberty	9 2	74 H	Jacksonville	5 2	103 A	North Florida	0 4	
						92 A	Morehead St.	5 21	124 H	FGCU	1 6	
						92 A	Morehead St.	7 11	124 H	FGCU	3 4	
									124 H	FGCU	8 4	
									154 H	Lipscomb	5 1	
									154 H	Lipscomb	4 7	
									154 H	Lipscomb	5 10	
									161 A	ETSU	2 3	
									161 A	ETSU	1 8	
									161 A	ETSU	2 12	
									182 H	Kennesaw St.	8 18	
									182 H	Kennesaw St.	7 6	
									182 H	Kennesaw St.	11 13	
									183 N	Seton Hall	5 8	
									195 N	Purdue	8 9	
									195 N	Purdue	9 3	
									195 N	Purdue	2 3	
									196 A	Fairfield	8 0	
									208 A	Stetson	3 1	
									208 A	Stetson	0 1	
									208 A	Stetson	3 4	
									227 A	Manhattan	9 7	
									234 A	Monmouth	1 3	
									243 A	North Ala.	1 8	
									243 A	North Ala.	3 8	
LAST 10 GAMES			124 H	FGCU	1 6	243 A	North Ala.	1 8	208 A	Stetson	3 4	
			124 H	FGCU	3 4	243 A	North Ala.	10 0	227 A	Manhattan	9 7	
			124 H	FGCU	8 4	196 A	Fairfield	8 0	234 A	Monmouth	1 3	
			299 A	Saint Peter's	18 11	182 H	Kennesaw St.	7 6	243 A	North Ala.	1 8	
			243 A	North Ala.	3 8	182 H	Kennesaw St.	8 18	243 A	North Ala.	3 8	

Non-Div. I Games:

NJIT

RPI	S	Opponent	Score	
243	A	North Ala.	10	0
262	A	Norfolk St.	4	3
262	A	Norfolk St.	11	5
287	A	Rider	10	16
288	N	Eastern Mich.	9	9
288	N	Eastern Mich.	10	9
288	N	Eastern Mich.	5	4
288	N	Eastern Mich.	10	4
299	A	Saint Peter's	6	2
299	A	Saint Peter's	18	11

NJIT

N
J
I
T

N
J
I
T

Average RPI Win: 186		WON-LOST RECORD	WINNING PCT. RANK	LAST 10 GAMES	STRENGTH OF SCHEDULE	OPP. STRENGTH OF SCHEDULE	TEAM RPI	ADJ RPI		CONF. RPI	ADJ CONF. RPI						
Average RPI Loss: 135																	
DIV. I ONLY		12-27-0	.30769 270	3-7-0	117	212	224	.45948	224	19	20						
DIV. I NON-CONF.		3-15-0	.16667 287	0-1-0	14	193	230	.45604	230	14	14						
<hr/>																	
TOTALS		RPI 1-25		RPI 26-50		W-L RECORDS		RPI 51-100		RPI 101-150		RPI 150+					
12-27-0		0-3-0		0-0-0		OVERALL		0-7-0		2-4-0		10-13-0					
5-11-0		0-0-0		0-0-0		HOME		0-2-0		1-2-0		4-7-0					
7-16-0		0-3-0		0-0-0		AWAY		0-5-0		1-2-0		6-6-0					
0-0-0		0-0-0		0-0-0		NEUTRAL		0-0-0		0-0-0		0-0-0					
3-15-0		0-3-0		0-0-0		NON-CONFERENCE		0-7-0		0-0-0		3-5-0					
2-5-0		0-0-0		0-0-0		HOME		0-2-0		0-0-0		2-3-0					
1-10-0		0-3-0		0-0-		AWAY		0-5-0		0-0-0		1-2-0					
0-0-0		0-0-0		0-0-0		NEUTRAL		0-0-0		0-0-0		0-0-0					
9-12-0		0-0-0		0-0-0		CONFERENCE		0-0-0		2-4-0		7-8-0					
3-6-0		0-0-0		0-0-0		HOME		0-0-0		1-2-0		2-4-0					
6-6-0		0-0-0		0-0-0		AWAY		0-0-0		1-2-0		5-4-0					
0-0-0		0-0-0		0-0-0		NEUTRAL		0-0-0		0-0-0		0-0-0					
RPI	S	Opponent		Score		RPI	S	Opponent		Score		RPI	S	Opponent		Score	
7	A	Louisville		0	7							107	H	Harvard		4	7
7	A	Louisville		2	13							74	A	Jacksonville		0	15
7	A	Louisville		4	5							74	A	Jacksonville		2	6
												74	A	Jacksonville		2	11
												94	A	Bryant		2	15
												94	H	Bryant		6	14
												94	H	Bryant		7	11
												107	H	Harvard		5	3
												107	H	Harvard		2	7
												144	A	Columbia		6	9
												144	A	Columbia		3	11
												144	A	Columbia		8	5
												153	H	Yale		3	15
												153	H	Yale		8	7
												153	H	Yale		3	11
												160	A	Presbyterian		4	3
												160	A	Presbyterian		4	5
												160	A	Presbyterian		4	5
												180	A	Penn		14	7
												180	A	Penn		4	17
												180	A	Penn		7	8
												192	H	Maine		5	8
												196	H	Fairfield		9	8
												196	H	Fairfield		5	3
												196	H	Fairfield		6	7
												196	H	Fairfield		8	13
												203	A	Cornell		7	3
												203	A	Cornell		11	3
												203	A	Cornell		2	1
												230	A	Princeton		4	5
												230	A	Princeton		1	4
												144	A	Columbia		6	9
												144	A	Columbia		3	11
												230	A	Princeton		11	5
												144	A	Columbia		8	5
												252	H	Dartmouth		5	7
<hr/>																	
LAST 10 GAMES																	
						107	H	Harvard		2	7	230	A	Princeton		4	5
						107	H	Harvard		5	3	230	A	Princeton		1	4
						107	H	Harvard		4	7	144	A	Columbia		6	9
						192	H	Maine		5	8	144	A	Columbia		3	11
						230	A	Princeton		11	5	144	A	Columbia		8	5

Non-Div. I Games:

Brown

RPI	S	Opponent	Score	
252	H	Dartmouth	13	6
252	H	Dartmouth	4	6

Brown

B
r
o
w
n

B
r
o
w
n

Average RPI Win: 203		WON-LOST	WINNING	LAST 10	STRENGTH OF		OPP. STRENGTH	TEAM	ADJ	CONF.	ADJ CONF.
Average RPI Loss: 131		RECORD	PCT. RANK	GAMES	SCHEDULE		OF SCHEDULE	RPI	RPI	RPI	RPI
DIV. I ONLY		16-33-0	.32653	257	7-3-0		127	185	225	.45894	225
DIV. I NON-CONF.		6-22-0	.21429	273	3-1-0		27	113	205	.47126	205
TOTALS		RPI 1-25	RPI 26-50		W-L RECORDS		RPI 51-100		RPI 101-150		RPI 150+
16-33-0	0-6-0	0-1-0		OVERALL		1-5-0		2-4-0		13-17-0	
11-9-0	0-0-0	0-0-0		HOME		1-0-0		1-3-0		9-6-0	
5-24-0	0-6-0	0-1-0		AWAY		0-5-0		1-1-0		4-11-0	
0-0-0	0-0-0	0-0-0		NEUTRAL		0-0-0		0-0-0		0-0-0	
6-22-0	0-6-0	0-1-0		NON-CONFERENCE		1-5-0		2-4-0		3-6-0	
4-4-0	0-0-0	0-0-0		HOME		1-0-0		1-3-0		2-1-0	
2-18-0	0-6-0	0-0-0		AWAY		0-5-0		1-1-0		1-5-0	
0-0-0	0-0-0	0-0-0		NEUTRAL		0-0-0		0-0-0		0-0-0	
10-11-0	0-0-0	0-0-0		CONFERENCE		0-0-0		0-0-0		10-11-0	
7-5-0	0-0-0	0-0-0		HOME		0-0-0		0-0-0		7-5-0	
3-6-0	0-0-0	0-0-0		AWAY		0-0-0		0-0-0		3-6-0	
0-0-0	0-0-0	0-0-0		NEUTRAL		0-0-0		0-0-0		0-0-0	
RPI S	Opponent	Score		RPI S	Opponent	Score		RPI S	Opponent	Score	
5 A	Georgia	2	6	31 A	UConn	4	9	55 A	Arizona	4	12
5 A	Georgia	5	13					55 A	Arizona	4	18
5 A	Georgia	5	12					55 A	Arizona	4	19
19 A	North Carolina	0	5					55 A	Arizona	5	20
19 A	North Carolina	7	14					60 A	Boston College	5	6
19 A	North Carolina	2	14					94 H	Bryant	3	2
				LAST 10 GAMES							
				94 H	Bryant	3	2	213 A	Hartford	3	7
				263 H	UMBC	9	2	213 A	Hartford	5	3
				263 H	UMBC	5	2	140 H	Northeastern	2	3
				263 H	UMBC	4	2	174 H	Fordham	3	2
				213 A	Hartford	3	5	174 H	Fordham	8	2
								213 H	Hartford	3	2
								213 H	Hartford	5	7
								213 H	Hartford	0	5
								214 H	Albany (NY)	2	5
								214 H	Albany (NY)	3	11
								214 H	Albany (NY)	11	8

Non-Div. I Games:

UMass Lowell

RPI	S	Opponent	Score	
217	A	George Washington	4	5
217	A	George Washington	6	9
217	A	George Washington	12	1
263	A	UMBC	5	8
263	A	UMBC	8	3
263	A	UMBC	8	2
263	H	UMBC	9	2
263	H	UMBC	4	2
263	H	UMBC	5	2

UMass Lowell

U
M
a
s
s
L
o
w
e
l
l

U
M
a
s
s
L
o
w
e
l
l

Average RPI Win:	172	WON-LOST RECORD	WINNING PCT. RANK	LAST 10 GAMES	STRENGTH OF SCHEDULE	OPP. STRENGTH OF SCHEDULE	TEAM RPI	ADJ RPI	CONF. RPI	ADJ CONF. RPI	
DIV. I ONLY		20-24-0	.45455 194	6-4-0	226	154	226	.45726 226	14	14	
DIV. I NON-CONF.		12-14-0	.46154 167	2-0-0	235	182	240	.45081 240	12	12	
<hr/>											
TOTALS	RPI 1-25	RPI 26-50		W-L RECORDS	RPI 51-100		RPI 101-150		RPI 150+		
20-24-0	0-0-0	0-0-0		OVERALL	5-7-0		5-6-0		10-11-0		
14-15-0	0-0-0	0-0-0		HOME	4-7-0		2-1-0		8-7-0		
6-9-0	0-0-0	0-0-0		AWAY	1-0-0		3-5-0		2-4-0		
0-0-0	0-0-0	0-0-0		NEUTRAL	0-0-0		0-0-0		0-0-0		
12-14-0	0-0-0	0-0-0		NON-CONFERENCE	4-5-0		2-3-0		6-6-0		
9-11-0	0-0-0	0-0-0		HOME	3-5-0		0-0-0		6-6-0		
3-3-0	0-0-0	0-0-		AWAY	1-0-0		2-3-0		0-0-0		
0-0-0	0-0-0	0-0-0		NEUTRAL	0-0-0		0-0-0		0-0-0		
8-10-0	0-0-0	0-0-0		CONFERENCE	1-2-0		3-3-0		4-5-0		
5-4-0	0-0-0	0-0-0		HOME	1-2-0		2-1-0		2-1-0		
3-6-0	0-0-0	0-0-0		AWAY	0-0-0		1-2-0		2-4-0		
0-0-0	0-0-0	0-0-0		NEUTRAL	0-0-0		0-0-0		0-0-0		
RPI S	Opponent	Score	RPI S	Opponent	Score	RPI S	Opponent	Score	RPI S	Opponent	Score
						51 H	Oregon	1 3	110 H	Cal St. Fullerton	3 1
						51 H	Oregon	7 8	110 H	Cal St. Fullerton	8 6
						51 H	Oregon	3 4	110 H	Cal St. Fullerton	2 5
						51 H	Oregon	7 6	134 A	Cal Poly	2 3
						52 H	UC Irvine	10 2	134 A	Cal Poly	4 12
						52 H	UC Irvine	5 8	134 A	Cal Poly	4 1
						52 H	UC Irvine	0 4	142 A	California Baptist	6 2
						79 H	Iowa	8 7	148 A	Ohio St.	15 3
						79 H	Iowa	4 6	148 A	Ohio St.	5 7
						79 H	Iowa	8 10	148 A	Ohio St.	5 6
						79 H	Iowa	7 1	148 A	Ohio St.	4 6
						95 A	San Diego	5 2	167 H	Portland	9 5
									167 H	Portland	4 7
									167 H	Portland	4 10
									167 H	Portland	0 4
									188 A	CSUN	3 6
									188 A	CSUN	2 10
									188 A	CSUN	4 3
									220 A	UC Riverside	3 4
									220 A	UC Riverside	15 3
									220 A	UC Riverside	5 16
									230 H	UC Davis	3 6
									230 H	UC Davis	9 5
									230 H	UC Davis	13 6
									235 H	CSU Bakersfield	4 8
									235 H	CSU Bakersfield	7 4
									235 H	CSU Bakersfield	4 5

Non-Div. I Games:

Hawaii

RPI	S	Opponent	Score	
235	H	CSU Bakersfield	0	2
291	H	Longwood	5	4
291	H	Longwood	9	1
291	H	Longwood	9	3
291	H	Longwood	8	4

Hawaii

H
a
w
a
i
i

H
a
w
a
i
i

Average RPI Win:	243	WON-LOST	WINNING	LAST 10	STRENGTH OF	OPP. STRENGTH	TEAM	ADJ	CONF.	ADJ CONF.	
Average RPI Loss:	171	RECORD	PCT. RANK	GAMES	SCHEDULE	OF SCHEDULE	RPI	RPI	RPI	RPI	
DIV. I ONLY	24-28-0	.46154	187	8-2-0	261	268	227	.45713	227	28	28
DIV. I NON-CONF.	9-22-0	.29032	247	2-0-0	182	271	242	.44958	242	27	27
<hr/>											
TOTALS	RPI 1-25	RPI 26-50		W-L RECORDS		RPI 51-100		RPI 101-150		RPI 150+	
24-28-0	0-0-0	0-4-0		OVERALL		0-2-0		2-3-0		22-19-0	
13-6-0	0-0-0	0-0-0		HOME		0-0-0		2-2-0		11-4-0	
11-20-0	0-0-0	0-4-0		AWAY		0-0-0		0-1-0		11-15-0	
0-2-0	0-0-0	0-0-0		NEUTRAL		0-2-0		0-0-0		0-0-0	
9-22-0	0-0-0	0-4-0		NON-CONFERENCE		0-2-0		1-1-0		8-15-0	
3-4-0	0-0-0	0-0-0		HOME		0-0-0		1-0-0		2-4-0	
6-16-0	0-0-0	0-0-		AWAY		0-0-0		0-1-0		6-11-0	
0-2-0	0-0-0	0-0-0		NEUTRAL		0-2-0		0-0-0		0-0-0	
15-6-0	0-0-0	0-0-0		CONFERENCE		0-0-0		1-2-0		14-4-0	
10-2-0	0-0-0	0-0-0		HOME		0-0-0		1-2-0		9-0-0	
5-4-0	0-0-0	0-0-0		AWAY		0-0-0		0-0-0		5-4-0	
0-0-0	0-0-0	0-0-0		NEUTRAL		0-0-0		0-0-0		0-0-0	
RPI	S	Opponent	Score	RPI	S	Opponent	Score	RPI	S	Opponent	Score
				48	A	Michigan	1 5				
				48	A	Michigan	0 4				
				48	A	Michigan	7 16				
				48	A	Michigan	2 23				
							</				

Non-Div. I Games:

Manhattan

RPI	S	Opponent	Score	
247	A	LIU Brooklyn	3	2
247	H	LIU Brooklyn	4	6
253	A	George Mason	3	2
253	A	George Mason	3	6
253	A	George Mason	3	4
258	H	Siena	8	4
258	H	Siena	2	1
258	H	Siena	10	7
261	A	Wagner	2	3
282	H	Iona	7	4
282	H	Iona	5	2
282	H	Iona	5	0
287	A	Rider	11	4
287	A	Rider	6	3
287	A	Rider	3	5
290	A	Fairleigh Dickinson	12	2
299	H	Saint Peter's	15	7
299	H	Saint Peter's	7	6
299	H	Saint Peter's	15	2

Manhattan

M
a
n
h
a
t
t
a
n

M
a
n
h
a
t
t
a
n

Average RPI Win:	215	WON-LOST RECORD	WINNING PCT. RANK	LAST 10 GAMES	STRENGTH OF SCHEDULE	OPP. STRENGTH OF SCHEDULE	TEAM RPI	ADJ RPI	CONF. RPI	ADJ CONF. RPI		
DIV. I ONLY		17-33-0	.34	251	5-5-0	171	240	228	.45658	228	24	24
DIV. I NON-CONF.		4-22-0	.15385	289	0-1-0	189	210	276	.41912	276	24	24
<hr/>												
TOTALS	RPI 1-25	RPI 26-50		W-L RECORDS		RPI 51-100		RPI 101-150		RPI 150+		
17-33-0	0-1-0	0-0-0		OVERALL		0-6-0		4-16-0		13-10-0		
8-6-0	0-0-0	0-0-0		HOME		0-0-0		2-5-0		6-1-0		
8-22-0	0-1-0	0-0-0		AWAY		0-3-0		2-11-0		6-7-0		
1-5-0	0-0-0	0-0-0		NEUTRAL		0-3-0		0-0-0		1-2-0		
<hr/>												
4-22-0	0-1-0	0-0-0		NON-CONFERENCE		0-6-0		0-8-0		4-7-0		
0-2-0	0-0-0	0-0-0		HOME		0-0-0		0-1-0		0-1-0		
3-15-0	0-1-0	0-0-		AWAY		0-3-0		0-7-0		3-4-0		
1-5-0	0-0-0	0-0-0		NEUTRAL		0-3-0		0-0-0		1-2-0		
<hr/>												
13-11-0	0-0-0	0-0-0		CONFERENCE		0-0-0		4-8-0		9-3-0		
8-4-0	0-0-0	0-0-0		HOME		0-0-0		2-4-0		6-0-0		
5-7-0	0-0-0	0-0-0		AWAY		0-0-0		2-4-0		3-3-0		
0-0-0	0-0-0	0-0-0		NEUTRAL		0-0-0		0-0-0		0-0-0		
<hr/>												
RPI S	Opponent	Score	RPI S	Opponent	Score	RPI S	Opponent	Score	RPI S	Opponent	Score	
25 A	Illinois St.	2 10				73 A	Kansas St.	6 9	106 A	Austin Peay	3 15	
						73 A	Kansas St.	3 8	106 A	Austin Peay	3 8	
						75 N	Kansas	1 8	113 A	Central Mich.	10 14	
						75 N	Kansas	2 7	113 A	Central Mich.	2 5	
						75 N	Kansas	1 3	113 A	Central Mich.	4 6	
						79 A	Iowa	6 8	116 H	Ball St.	7 5	
									116 H	Ball St.	1 4	
									116 H	Ball St.	2 6	
									126 H	Kent St.	17 11	
									126 H	Kent St.	10 11	
									126 H	Kent St.	3 10	
									139 A	Milwaukee	3 5	
									139 H	Milwaukee	2 4	
									142 A	California Baptist	0 8	
									142 A	California Baptist	7 10	
									142 A	California Baptist	4 8	
									142 A	California Baptist	2 4	
									147 A	Miami (OH)	0 12	
									147 A	Miami (OH)	6 3	
									147 A	Miami (OH)	13 3	
									166 A	Southern Ill.	17 2	
									166 A	Southern Ill.	6 8	
									166 A	Southern Ill.	1 3	
									200 A	Belmont	7 5	
									212 A	Western Mich.	4 10	
									212 A	Western Mich.	4 9	
									212 A	Western Mich.	12 6	
LAST 10 GAMES			139 A Milwaukee 3 5			116 H Ball St. 1 4			166 A Southern Ill. 6 8			
			259 A Toledo 3 2			116 H Ball St. 2 6			200 A Belmont 7 5			
			259 A Toledo 4 0			147 A Miami (OH) 13 3			212 A Western Mich. 4 10			
			259 A Toledo 4 5			147 A Miami (OH) 6 3			212 A Western Mich. 4 9			
			116 H Ball St. 7 5			147 A Miami (OH) 0 12			212 A Western Mich. 12 6			

Non-Div. I Games:

Northern Ill.

RPI	S	Opponent	Score	
215	A	UIC	3	8
215	H	UIC	10	15
220	A	Middle Tenn.	3	2
233	N	Valparaiso	6	7
233	N	Valparaiso	5	2
233	N	Valparaiso	2	5
238	H	Ohio	5	1
238	H	Ohio	5	2
238	H	Ohio	7	6
259	A	Toledo	3	2
259	A	Toledo	4	0
259	A	Toledo	4	5
285	A	Chicago St.	8	10
288	H	Eastern Mich.	6	3
288	H	Eastern Mich.	9	4
288	H	Eastern Mich.	4	3

Northern Ill.

N
o
r
t
h
e
r
n
I
l
l
.

N
o
r
t
h
e
r
n
I
l
l
.

Average RPI Win:	207	WON-LOST RECORD	WINNING PCT. RANK	LAST 10 GAMES	STRENGTH OF SCHEDULE	OPP. STRENGTH OF SCHEDULE	TEAM RPI	ADJ RPI	CONF. RPI	ADJ CONF. RPI					
Average RPI Loss:	157														
DIV. I ONLY		18-30-0	.375	237	6-4-0	195	225	229	.45615	229	15	15			
DIV. I NON-CONF.		9-18-0	.33333	224	3-1-0	208	279	263	.433	263	15	15			
<hr/>															
TOTALS	RPI 1-25	RPI 26-50		W-L RECORDS		RPI 51-100		RPI 101-150		RPI 150+					
18-30-0	0-0-0	0-3-0		OVERALL		3-2-0		1-9-0		14-16-0					
11-8-0	0-0-0	0-0-0		HOME		3-1-0		0-0-0		8-7-0					
7-21-0	0-0-0	0-3-0		AWAY		0-1-0		1-9-0		6-8-0					
0-1-0	0-0-0	0-0-0		NEUTRAL		0-0-0		0-0-0		0-1-0					
<hr/>															
9-18-0	0-0-0	0-3-0		NON-CONFERENCE		0-2-0		0-4-0		9-9-0					
7-6-0	0-0-0	0-0-0		HOME		0-1-0		0-0-0		7-5-0					
2-11-0	0-0-0	0-0-		AWAY		0-1-0		0-4-0		2-3-0					
0-1-0	0-0-0	0-0-0		NEUTRAL		0-0-0		0-0-0		0-1-0					
<hr/>															
9-12-0	0-0-0	0-0-0		CONFERENCE		3-0-0		1-5-0		5-7-0					
4-2-0	0-0-0	0-0-0		HOME		3-0-0		0-0-0		1-2-0					
5-10-0	0-0-0	0-0-0		AWAY		0-0-0		1-5-0		4-5-0					
0-0-0	0-0-0	0-0-0		NEUTRAL		0-0-0		0-0-0		0-0-0					
<hr/>															
RPI	S	Opponent	Score	RPI	S	Opponent	Score	RPI	S	Opponent	Score				
				50	A	Liberty	4 5	80	A	Maryland	6 11				
				50	A	Liberty	0 11	80	H	Maryland	6 11				
				50	A	Liberty	1 8	87	H	William & Mary	3 2				
								87	H	William & Mary	9 8				
								87	H	William & Mary	1 0				
										102	A	New Mexico St.	4 11		
										102	A	New Mexico St.	2 15		
										102	A	New Mexico St.	3 17		
										102	A	New Mexico St.	3 11		
										108	A	Elon	1 12		
										108	A	Elon	0 6		
										108	A	Elon	1 4		
										140	A	Northeastern	7 3		
										140	A	Northeastern	4 13		
										140	A	Northeastern	8 16		
										159	A	James Madison	5 3		
										159	A	James Madison	4 7		
										159	A	James Madison	2 11		
										178	A	UNCW	2 10		
										178	A	UNCW	7 5		
										178	A	UNCW	9 5		
										196	H	Fairfield	2 3		
										196	H	Fairfield	2 8		
										196	H	Fairfield	7 4		
										201	A	Charlotte	4 5		
										201	A	Charlotte	2 5		
										201	A	Charlotte	1 3		
				LAST 10 GAMES											
				204	H	Hofstra	8 6	178	A	UNCW	9 5	204	H	Hofstra	4 7
				204	H	Hofstra	4 7	178	A	UNCW	7 5	204	H	Hofstra	8 6
				204	H	Hofstra	4 5	244	A	Saint Joseph's	6 2	204	H	Hofstra	4 5
				263	A	UMBC	15 6	283	H	Villanova	4 8	206	N	Lafayette	5 7
				178	A	UNCW	2 10	283	H	Villanova	5 3	244	A	Saint Joseph's	6 2

Non-Div. I Games:

Goldey-Beacom

4 0

West Chester

5 4

Goldey-Beacom

15 1

Delaware

RPI	S	Opponent	Score	
244	H	Saint Joseph's	6	5
248	A	Towson	10	3
248	A	Towson	1	2
248	A	Towson	8	10
249	H	La Salle	2	4
263	A	UMBC	15	6
263	H	UMBC	4	7
271	H	Lehigh	12	11
274	H	Delaware St.	13	2
283	H	Villanova	5	3
283	H	Villanova	4	8
287	H	Rider	6	1
298	H	UMES	8	2

Delaware

D
e
l
a
w
a
r
e

D
e
l
a
w
a
r
e

RPI	S	Opponent	Score	
270	H	Utah Valley	4	2
270	H	Utah Valley	9	11
270	H	Utah Valley	7	4
270	H	Utah Valley	7	1
279	A	Santa Clara	0	9
286	H	Northern Colo.	12	0
286	H	Northern Colo.	9	2
286	H	Northern Colo.	11	2

UC Davis

U
C
D
a
v
i
s

U
C
D
a
v
i
s

Average RPI Win:	212	WON-LOST RECORD	WINNING PCT. RANK	LAST 10 GAMES	STRENGTH OF SCHEDULE	OPP. STRENGTH OF SCHEDULE	TEAM RPI	ADJ RPI	CONF. RPI	ADJ CONF. RPI													
Average RPI Loss:	162																						
DIV. I ONLY	14-26-0	.35	247	5-5-0	225	233	230	.45609	230	19	20												
DIV. I NON-CONF.	6-14-0	.3	242	2-1-0	211	257	224	.46038	224	14	14												
<hr/>																							
TOTALS	RPI 1-25	RPI 26-50		W-L RECORDS		RPI 51-100		RPI 101-150		RPI 150+													
14-26-0	0-0-0	0-0-0		OVERALL		0-6-0		3-5-0		11-15-0													
4-4-0	0-0-0	0-0-0		HOME		0-0-0		1-2-0		3-2-0													
9-20-0	0-0-0	0-0-0		AWAY		0-6-0		2-3-0		7-11-0													
1-2-0	0-0-0	0-0-0		NEUTRAL		0-0-0		0-0-0		1-2-0													
<hr/>																							
6-14-0	0-0-0	0-0-0		NON-CONFERENCE		0-6-0		1-1-0		5-7-0													
1-1-0	0-0-0	0-0-0		HOME		0-0-0		0-0-0		1-1-0													
5-13-0	0-0-0	0-0-		AWAY		0-6-0		1-1-0		4-6-0													
0-0-0	0-0-0	0-0-0		NEUTRAL		0-0-0		0-0-0		0-0-0													
<hr/>																							
8-12-0	0-0-0	0-0-0		CONFERENCE		0-0-0		2-4-0		6-8-0													
3-3-0	0-0-0	0-0-0		HOME		0-0-0		1-2-0		2-1-0													
4-7-0	0-0-0	0-0-0		AWAY		0-0-0		1-2-0		3-5-0													
1-2-0	0-0-0	0-0-0		NEUTRAL		0-0-0		0-0-0		1-2-0													
<hr/>																							
RPI	S	Opponent	Score	RPI	S	Opponent	Score	RPI	S	Opponent	Score												
				66		A	Old Dominion	1	3	107		A	Harvard	16	9								
				66		A	Old Dominion	1	15	107		A	Harvard	3	5								
				71		A	UNC Greensboro	3	5	107		A	Harvard	0	12								
				71		A	UNC Greensboro	3	5	121		A	St. John's (NY)	2	4								
				71		A	UNC Greensboro	2	3	121		A	St. John's (NY)	3	1								
				71		A	UNC Greensboro	2	6	144		H	Columbia	1	2								
										144		H	Columbia	8	6								
										144		H	Columbia	2	8								
										153		A	Yale	4	5								
										153		A	Yale	1	10								
										165		A	Richmond	1	4								
										180		A	Penn	7	2								
										180		A	Penn	0	1								
										180		A	Penn	9	15								
										183		H	Seton Hall	2	7								
										203		A	Cornell	7	2								
										203		A	Cornell	4	2								
										203		A	Cornell	9	15								
						224		H	Brown	5	11												
						224		H	Brown	5	4												
						224		H	Brown	4	1												
				LAST 10 GAMES																			
						153		A	Yale	1	10	224		H	Brown	5	4	245		A	Georgetown	10	6
						153		A	Yale	4	5	224		H	Brown	4	1	245		A	Georgetown	5	0
						121		A	St. John's (NY)	2	4	283		A	Villanova	6	4	245		A	Georgetown	6	10
						121		A	St. John's (NY)	3	1	203		A	Cornell	4	2	245		A	Georgetown	6	9
						224		H	Brown	5	11	203		A	Cornell	9	15	252		N	Dartmouth	8	2

Non-Div. I Games:

Princeton

RPI	S	Opponent	Score	
252	N	Dartmouth	8	10
252	N	Dartmouth	3	23
253	A	George Mason	5	3
253	A	George Mason	6	7
253	A	George Mason	0	6
283	A	Villanova	6	4
287	H	Rider	11	0

Princeton

P
r
i
n
c
e
t
o
n

P
r
i
n
c
e
t
o
n

Average RPI Win: 131		WON-LOST	WINNING	LAST 10	STRENGTH OF		OPP. STRENGTH	TEAM	ADJ	CONF.	ADJ CONF.
Average RPI Loss: 81		RECORD	PCT. RANK	GAMES	SCHEDULE		OF SCHEDULE	RPI	RPI	RPI	RPI
DIV. I ONLY		11-38-0	.22449	287	3-7-0		56	51	232	.45607	232
DIV. I NON-CONF.		6-22-0	.21429	273	0-2-0		20	2	185	.479	185
TOTALS		RPI 1-25	RPI 26-50		W-L RECORDS		RPI 51-100		RPI 101-150		RPI 150+
11-38-0		0-5-0	2-9-0		OVERALL		4-11-0		0-9-0		5-4-0
8-18-0		0-1-0	1-0-0		HOME		2-7-0		0-9-0		5-1-0
3-20-0		0-4-0	1-9-0		AWAY		2-4-0		0-0-0		0-3-0
0-0-0		0-0-0	0-0-0		NEUTRAL		0-0-0		0-0-0		0-0-0
6-22-0		0-2-0	2-9-0		NON-CONFERENCE		4-8-0		0-3-0		0-0-0
3-11-0		0-1-0	1-0-0		HOME		2-7-0		0-3-0		0-0-0
3-11-0		0-1-0	1-0-		AWAY		2-1-0		0-0-0		0-0-0
0-0-0		0-0-0	0-0-0		NEUTRAL		0-0-0		0-0-0		0-0-0
5-16-0		0-3-0	0-0-0		CONFERENCE		0-3-0		0-6-0		5-4-0
5-7-0		0-0-0	0-0-0		HOME		0-0-0		0-6-0		5-1-0
0-9-0		0-3-0	0-0-0		AWAY		0-3-0		0-0-0		0-3-0
0-0-0		0-0-0	0-0-0		NEUTRAL		0-0-0		0-0-0		0-0-0
RPI S	Opponent	Score	RPI S	Opponent	Score	RPI S	Opponent	Score	RPI S	Opponent	Score
2 A	UCLA	1 2	29 A	Ole Miss	3 5	52 A	UC Irvine	0 4	110 H	Cal St. Fullerton	3 4
2 H	UCLA	0 2	29 A	Ole Miss	6 7	52 A	UC Irvine	1 4	110 H	Cal St. Fullerton	1 5
12 A	UC Santa Barbara	1 13	29 A	Ole Miss	2 7	52 A	UC Irvine	4 9	110 H	Cal St. Fullerton	3 8
12 A	UC Santa Barbara	4 8	33 A	Florida	1 3	70 H	Minnesota	2 6	115 H	Nevada	0 1
12 A	UC Santa Barbara	2 8	33 A	Florida	2 5	70 H	Minnesota	6 19	115 H	Nevada	3 5
			33 A	Florida	2 8	70 H	Minnesota	6 4	115 H	Nevada	2 3
			34 A	Arizona St.	14 9	77 H	TCU	1 4	134 H	Cal Poly	4 5
			35 A	California	5 10	77 H	TCU	14 3	134 H	Cal Poly	2 4
			35 A	California	5 13	77 H	TCU	4 10	134 H	Cal Poly	1 7
			35 A	California	1 7	82 A	LMU (CA)	4 2	188 H	CSUN	2 3
			48 H	Michigan	8 7	82 H	LMU (CA)	5 6	188 H	CSUN	6 5
						84 A	Southern California	2 5	188 H	CSUN	7 4
						84 H	Southern California	5 8	220 H	UC Riverside	6 1
						95 A	San Diego	5 4	220 H	UC Riverside	6 4
						95 H	San Diego	0 4	220 H	UC Riverside	3 1
									230 A	UC Davis	4 6
									230 A	UC Davis	2 3
									230 A	UC Davis	5 6
LAST 10 GAMES											
			12 A	UC Santa Barbara	4 8	220 H	UC Riverside	6 4			
			12 A	UC Santa Barbara	1 13	220 H	UC Riverside	6 1			
			12 A	UC Santa Barbara	2 8	82 H	LMU (CA)	5 6			
			2 A	UCLA	1 2	230 A	UC Davis	5 6			
			220 H	UC Riverside	3 1	230 A	UC Davis	2 3			

Non-Div. I Games:

Long Beach St.

[illegible]

Non-Div. I Games:

Valparaiso

Average RPI Win: 241		WON-LOST RECORD	WINNING PCT. RANK	LAST 10 GAMES	STRENGTH OF SCHEDULE	OPP. STRENGTH OF SCHEDULE	TEAM RPI	ADJ RPI	CONF. RPI	ADJ CONF. RPI				
Average RPI Loss: 166														
DIV. I ONLY		24-26-1	.48039 168	7-3-0	274	247	234	.45426 234	28	28				
DIV. I NON-CONF.		13-16-1	.45 178	1-0-0	256	227	209	.46965 208	27	27				
<hr/>														
TOTALS		RPI 1-25	RPI 26-50		W-L RECORDS		RPI 51-100		RPI 101-150		RPI 150+			
24-26-1		1-2-0	0-3-0		OVERALL		0-0-0		0-4-0		23-17-1			
8-9-0		0-0-0	0-0-0		HOME		0-0-0		0-3-0		8-6-0			
16-12-1		1-2-0	0-3-0		AWAY		0-0-0		0-1-0		15-6-1			
0-5-0		0-0-0	0-0-0		NEUTRAL		0-0-0		0-0-0		0-5-0			
13-16-1		1-2-0	0-3-0		NON-CONFERENCE		0-0-0		0-1-0		12-10-1			
5-3-0		0-0-0	0-0-0		HOME		0-0-0		0-0-0		5-3-0			
8-9-1		1-2-0	0-0-		AWAY		0-0-0		0-1-0		7-3-1			
0-4-0		0-0-0	0-0-0		NEUTRAL		0-0-0		0-0-0		0-4-0			
11-10-0		0-0-0	0-0-0		CONFERENCE		0-0-0		0-3-0		11-7-0			
3-6-0		0-0-0	0-0-0		HOME		0-0-0		0-3-0		3-3-0			
8-3-0		0-0-0	0-0-0		AWAY		0-0-0		0-0-0		8-3-0			
0-1-0		0-0-0	0-0-0		NEUTRAL		0-0-0		0-0-0		0-1-0			
RPI	S	Opponent	Score		RPI	S	Opponent	Score		RPI	S	Opponent	Score	
4	A	East Carolina	1	3	36	A	Fla. Atlantic	5	8	132	H	Marist	5	6
4	A	East Carolina	8	5	36	A	Fla. Atlantic	4	9	132	H	Marist	3	4
4	A	East Carolina	0	10	36	A	Fla. Atlantic	4	11	132	H	Marist	1	6
										144	A	Columbia	0	1
										165	A	Richmond	6	6
										176	N	Penn St.	4	6
										176	N	Penn St.	0	1
										176	N	Penn St.	0	7
										179	A	Rutgers	1	2
										180	A	Penn	8	5
										183	H	Seton Hall	3	6
										183	H	Seton Hall	2	12
										184	A	Canisius	12	10
										184	A	Canisius	2	3
										184	A	Canisius	1	0
										196	A	Fairfield	2	6
										196	A	Fairfield	7	4
										196	N	Fairfield	1	7
										204	A	Hofstra	1	4
										204	H	Hofstra	3	2
										206	H	Lafayette	5	4
										223	H	NJIT	3	1
										227	H	Manhattan	2	6
										227	H	Manhattan	2	5
										227	H	Manhattan	5	2
										227	H	Manhattan	2	6
										230	H	Princeton	11	6
										253	A	George Mason	9	3
					LAST 10 GAMES									
					282	A	Iona	9	4	184	A	Canisius	1	0
					282	A	Iona	6	1	184	A	Canisius	2	3
					282	A	Iona	6	2	227	H	Manhattan	5	2
					206	H	Lafayette	5	4	227	H	Manhattan	2	6
					184	A	Canisius	12	10	227	H	Manhattan	2	5

Non-Div. I Games:

Monmouth

RPI	S	Opponent	Score	
253	A	George Mason	7	10
253	A	George Mason	7	3
261	H	Wagner	6	2
261	H	Wagner	4	13
271	N	Lehigh	2	8
281	H	Niagara	8	3
281	H	Niagara	9	3
281	H	Niagara	0	5
282	A	Iona	6	1
282	A	Iona	6	2
282	A	Iona	9	4
283	A	Villanova	6	5
291	A	Longwood	17	3
298	A	UMES	11	3
298	A	UMES	3	0
299	A	Saint Peter's	27	1
299	A	Saint Peter's	0	3
299	A	Saint Peter's	18	4

Monmouth

M
o
n
m
o
u
t
h

M
o
n
m
o
u
t
h

[illegible]

Non-Div. I Games:

CSU Bakersfield

RPI	S	Opponent	Score	
270	H	Utah Valley	9	6
270	H	Utah Valley	7	6
272	H	Seattle U	7	5
272	H	Seattle U	6	7
272	H	Seattle U	9	0
279	H	Santa Clara	3	1
279	H	Santa Clara	8	4
279	H	Santa Clara	4	2
279	H	Santa Clara	1	3
286	H	Northern Colo.	16	4
286	H	Northern Colo.	7	9
286	H	Northern Colo.	6	2
290	H	Fairleigh Dickinson	9	4
290	H	Fairleigh Dickinson	5	4
290	H	Fairleigh Dickinson	17	2
290	H	Fairleigh Dickinson	12	2

CSU Bakersfield

C
S
U
B
a
k
e
r
s
f
i
e
l
d

C
S
U
B
a
k
e
r
s
f
i
e
l
d

Average RPI Win:	194	WON-LOST RECORD	WINNING PCT. RANK	LAST 10 GAMES	STRENGTH OF SCHEDULE	OPP. STRENGTH OF SCHEDULE	TEAM RPI	ADJ RPI	CONF. RPI	ADJ CONF. RPI	
Average RPI Loss:	157										
DIV. I ONLY	22-27-0	.44898	198	5-5-0	229	190	237	.4526	236	21	21
DIV. I NON-CONF.	13-12-0	.52	136	2-2-0	174	191	189	.47802	189	18	18
<hr/>											
TOTALS	RPI 1-25	RPI 26-50		W-L RECORDS		RPI 51-100		RPI 101-150		RPI 150+	
22-27-0	0-0-0	0-0-0		OVERALL		3-6-0		2-4-0		17-17-0	
14-18-0	0-0-0	0-0-0		HOME		3-5-0		0-3-0		11-10-0	
8-9-0	0-0-0	0-0-0		AWAY		0-1-0		2-1-0		6-7-0	
0-0-0	0-0-0	0-0-0		NEUTRAL		0-0-0		0-0-0		0-0-0	
13-12-0	0-0-0	0-0-0		NON-CONFERENCE		2-5-0		0-0-0		11-7-0	
11-9-0	0-0-0	0-0-0		HOME		2-4-0		0-0-0		9-5-0	
2-3-0	0-0-0	0-0-		AWAY		0-1-0		0-0-0		2-2-0	
0-0-0	0-0-0	0-0-0		NEUTRAL		0-0-0		0-0-0		0-0-0	
9-15-0	0-0-0	0-0-0		CONFERENCE		1-1-0		2-4-0		6-10-0	
3-9-0	0-0-0	0-0-0		HOME		1-1-0		0-3-0		2-5-0	
6-6-0	0-0-0	0-0-0		AWAY		0-0-0		2-1-0		4-5-0	
0-0-0	0-0-0	0-0-0		NEUTRAL		0-0-0		0-0-0		0-0-0	
RPI	S	Opponent	Score	RPI	S	Opponent	Score	RPI	S	Opponent	Score
						59 H VCU	4 7	117 A Radford			4 3
						59 H VCU	2 14	117 A Radford			1 3
						63 H Campbell	8 7	117 A Radford			7 6
						63 H Campbell	6 9	123 H Gardner-Webb			6 7
						75 H Kansas	4 3	123 H Gardner-Webb			11 19
						75 H Kansas	3 5	123 H Gardner-Webb			7 9
						75 H Kansas	6 4	151 H High Point			2 4
						75 H Kansas	5 9	151 H High Point			1 3
						76 A South Carolina	0 1	151 H High Point			7 5
								160 H Presbyterian			0 8
								160 H Presbyterian			3 4
								160 H Presbyterian			4 5
								163 A Davidson			9 7
								163 H Davidson			7 6
								170 A Furman			4 5
								170 H Furman			4 7
								173 A Wofford			1 3
								173 H Wofford			6 13
								179 H Rutgers			13 4
								179 H Rutgers			1 0
								179 H Rutgers			7 8
								190 A N.C. A&T			2 1
								190 H N.C. A&T			4 3
								197 H Pittsburgh			3 6
								206 H Lafayette			5 0
								238 H Ohio			10 7
								238 H Ohio			1 2
LAST 10 GAMES											
						76 A South Carolina	0 1	268 H Alabama St.			8 4
						250 A Charleston So.	4 12	268 H Alabama St.			9 2
						250 A Charleston So.	4 9	291 A Longwood			4 2
						250 A Charleston So.	0 9	291 A Longwood			13 9
						173 H Wofford	6 13	291 A Longwood			16 2

Non-Div. I Games:

USC Upstate

RPI	S	Opponent	Score	
238	H	Ohio	3	2
250	A	Charleston So.	4	12
250	A	Charleston So.	4	9
250	A	Charleston So.	0	9
250	H	Charleston So.	11	7
260	A	UNC Asheville	5	9
260	A	UNC Asheville	6	7
260	A	UNC Asheville	10	2
268	H	Alabama St.	9	2
268	H	Alabama St.	8	4
291	A	Longwood	13	9
291	A	Longwood	4	2
291	A	Longwood	16	2

USC Upstate

U
S
C
U
P
S
t
a
t
e

U
S
C
U
P
S
t
a
t
e

Average RPI Win: 234		WON-LOST	WINNING	LAST 10	STRENGTH OF		OPP. STRENGTH	TEAM	ADJ	CONF.	ADJ CONF.
Average RPI Loss: 187		RECORD	PCT. RANK	GAMES	SCHEDULE		OF SCHEDULE	RPI	RPI	RPI	RPI
DIV. I ONLY		18-28-0	.3913	226	5-5-0		203	279	238	.45241	237
DIV. I NON-CONF.		4-15-0	.21053	278	0-1-0		201	198	260	.4336	260
TOTALS		RPI 1-25	RPI 26-50		W-L RECORDS		RPI 51-100		RPI 101-150		RPI 150+
18-28-0	0-2-0	0-0-0		OVERALL		0-3-0		0-0-0		18-23-0	
10-7-0	0-0-0	0-0-0		HOME		0-1-0		0-0-0		10-6-0	
6-20-0	0-2-0	0-0-0		AWAY		0-2-0		0-0-0		6-16-0	
2-1-0	0-0-0	0-0-0		NEUTRAL		0-0-0		0-0-0		2-1-0	
4-15-0	0-2-0	0-0-0		NON-CONFERENCE		0-3-0		0-0-0		4-10-0	
0-2-0	0-0-0	0-0-0		HOME		0-1-0		0-0-0		0-1-0	
2-12-0	0-2-0	0-0-		AWAY		0-2-0		0-0-0		2-8-0	
2-1-0	0-0-0	0-0-0		NEUTRAL		0-0-0		0-0-0		2-1-0	
14-13-0	0-0-0	0-0-0		CONFERENCE		0-0-0		0-0-0		14-13-0	
10-5-0	0-0-0	0-0-0		HOME		0-0-0		0-0-0		10-5-0	
4-8-0	0-0-0	0-0-0		AWAY		0-0-0		0-0-0		4-8-0	
0-0-0	0-0-0	0-0-0		NEUTRAL		0-0-0		0-0-0		0-0-0	
RPI S	Opponent	Score		RPI S	Opponent	Score		RPI S	Opponent	Score	
6 A	Arkansas	1	11					79 A	Iowa	7	8
6 A	Arkansas	0	8					97 A	Bradley	0	10
								97 H	Bradley	1	4
								166 A	Southern Ill.	1	6
								166 A	Southern Ill.	1	8
								166 A	Southern Ill.	1	16
								191 A	South Dakota St.	3	11
								191 A	South Dakota St.	7	6
								191 A	South Dakota St.	9	11
								191 H	South Dakota St.	6	7
								191 H	South Dakota St.	10	6
								191 H	South Dakota St.	4	7
								194 N	Saint Louis	3	0
								194 N	Saint Louis	5	4
								194 N	Saint Louis	2	8
								205 A	Omaha	5	15
								205 A	Omaha	3	4
								205 A	Omaha	2	8
								205 H	Omaha	5	0
								205 H	Omaha	8	5
								205 H	Omaha	3	4
								219 A	Oral Roberts	9	3
								219 A	Oral Roberts	6	4
								219 A	Oral Roberts	1	11
								219 H	Oral Roberts	7	3
								219 H	Oral Roberts	8	5
								219 H	Oral Roberts	11	7
								222 A	Tennessee Tech	3	8
								222 A	Tennessee Tech	2	3
								222 A	Tennessee Tech	4	7
LAST 10 GAMES											
205 H	Omaha	8	5	219 A	Oral Roberts	6	4				
205 H	Omaha	5	0	79 A	Iowa	7	8				
205 H	Omaha	3	4	264 A	North Dakota St.	1	7				
219 A	Oral Roberts	1	11	264 A	North Dakota St.	7	8				
219 A	Oral Roberts	9	3	264 A	North Dakota St.	7	2				

Non-Div. I Games: St. Ambrose 13 3 Iowa Wesleyan 16 3

Western Ill.

Western Illinois.

Western Illinois.

Western Ill.

[illegible]

Non-Div. I Games:

Ohio

RPI	S	Opponent	Score	
193	H	Marshall	7	10
228	A	Northern Ill.	2	5
228	A	Northern Ill.	1	5
228	A	Northern Ill.	6	7
236	A	USC Upstate	7	10
236	A	USC Upstate	2	1
236	A	USC Upstate	2	3
259	H	Toledo	8	12
259	H	Toledo	5	2
259	H	Toledo	16	5
276	H	Bowling Green	12	2
276	H	Bowling Green	12	4
276	H	Bowling Green	3	7
277	A	Youngstown St.	3	2
288	A	Eastern Mich.	6	3
288	A	Eastern Mich.	8	2
288	A	Eastern Mich.	6	1

Ohio

O
h
i
o

O
h
i
o

Average RPI Win:		264	WON-LOST RECORD		WINNING PCT. RANK		LAST 10 GAMES		STRENGTH OF SCHEDULE		OPP. STRENGTH OF SCHEDULE		TEAM RPI		ADJ RPI		CONF. RPI		ADJ CONF. RPI	
DIV. I ONLY			23-22-0		.51111 142		6-4-0		290		277		235		.45132 239		31		31	
DIV. I NON-CONF.			3-11-0		.21429 273		1-3-0		82		84		195		.47426 198		30		30	
TOTALS		RPI 1-25		RPI 26-50		W-L RECORDS		RPI 51-100		RPI 101-150		RPI 150+								
23-22-0		0-3-0		0-0-0		OVERALL		0-0-0		1-2-0		22-17-0								
11-4-0		0-0-0		0-0-0		HOME		0-0-0		0-0-0		11-4-0								
10-17-0		0-3-0		0-0-0		AWAY		0-0-0		1-2-0		9-12-0								
2-1-0		0-0-0		0-0-0		NEUTRAL		0-0-0		0-0-0		2-1-0								
3-11-0		0-3-0		0-0-0		NON-CONFERENCE		0-0-0		1-2-0		2-6-0								
0-0-0		0-0-0		0-0-0		HOME		0-0-0		0-0-0		0-0-0								
2-11-0		0-3-0		0-0-		AWAY		0-0-0		1-2-0		1-6-0								
1-0-0		0-0-0		0-0-0		NEUTRAL		0-0-0		0-0-0		1-0-0								
20-11-0		0-0-0		0-0-0		CONFERENCE		0-0-0		0-0-0		20-11-0								
11-4-0		0-0-0		0-0-0		HOME		0-0-0		0-0-0		11-4-0								
8-6-0		0-0-0		0-0-0		AWAY		0-0-0		0-0-0		8-6-0								
1-1-0		0-0-0		0-0-0		NEUTRAL		0-0-0		0-0-0		1-1-0								
RPI	S	Opponent		Score		RPI	S	Opponent		Score		RPI	S	Opponent		Score				
3	A	Mississippi St.		1	18							112	A	Northwestern St.		4	5			
6	A	Arkansas		3	17							112	A	Northwestern St.		2	11			
21	A	LSU		0	9							112	A	Northwestern St.		7	6			
												169	A	SFA		2	6			
												172	A	Nicholls St.		1	6			
												172	A	Nicholls St.		5	16			
												172	A	Nicholls St.		2	7			
												199	N	Eastern Ky.		7	4			
												210	A	Abilene Christian		4	7			
												210	A	Abilene Christian		5	23			
												210	A	Abilene Christian		8	7			
												211	A	Southern U.		13	15			
												211	A	Southern U.		8	18			
												211	A	Southern U.		8	13			
												211	H	Southern U.		3	15			
												211	H	Southern U.		21	16			
												211	H	Southern U.		12	0			
												211	N	Southern U.		5	6			
												256	A	Jackson St.		2	10			
												256	H	Jackson St.		2	4			
												265	A	Texas Southern		8	4			
												265	A	Texas Southern		7	2			
												265	A	Texas Southern		8	11			
												265	H	Texas Southern		12	2			
												265	H	Texas Southern		6	2			
												265	H	Texas Southern		3	7			
												268	N	Alabama St.		3	1			
LAST 10 GAMES						LAST 10 GAMES						LAST 10 GAMES								
112	A	Northwestern St.		4	5	211	H	Southern U.		21	16	265	A	Texas Southern		8	11			
112	A	Northwestern St.		2	11	211	H	Southern U.		12	0	265	H	Texas Southern		12	2			
112	A	Northwestern St.		7	6	293	A	Alcorn		14	7	265	H	Texas Southern		6	2			
6	A	Arkansas		3	17	292	A	Ark.-Pine Bluff		14	11	265	H	Texas Southern		3	7			
211	H	Southern U.		3	15	292	A	Ark.-Pine Bluff		19	2	268	N	Alabama St.		3	1			

Non-Div. I Games: Wiley 3 5 Wiley 8 3

Grambling

RPI	S	Opponent	Score	
292	A	Ark.-Pine Bluff	10	8
292	A	Ark.-Pine Bluff	19	2
292	A	Ark.-Pine Bluff	14	11
292	H	Ark.-Pine Bluff	11	0
292	H	Ark.-Pine Bluff	4	1
292	H	Ark.-Pine Bluff	5	4
293	A	Alcorn	14	7
293	H	Alcorn	8	7
294	A	Prairie View	9	1
294	A	Prairie View	15	18
294	A	Prairie View	13	11
294	H	Prairie View	8	4
294	H	Prairie View	7	4
294	H	Prairie View	7	10
296	H	Mississippi Val.	9	7

Grambling

G
r
a
m
b
l
i
n
g

G
r
a
m
b
l
i
n
g

Average RPI Win: 174		WON-LOST	WINNING	LAST 10	STRENGTH OF		OPP. STRENGTH	TEAM	ADJ	CONF.	ADJ CONF.
Average RPI Loss: 106		RECORD	PCT. RANK	GAMES	SCHEDULE		OF SCHEDULE	RPI	RPI	RPI	RPI
DIV. I ONLY		13-39-0	.25	281	2-8-0		80	121	240	.4511	240
DIV. I NON-CONF.		8-17-0	.32	233	0-2-0		43	212	210	.46963	209
TOTALS		RPI 1-25	RPI 26-50		W-L RECORDS		RPI 51-100		RPI 101-150		RPI 150+
13-39-0	0-5-0	1-2-0		OVERALL		1-11-0		2-12-0		9-9-0	
8-20-0	0-3-0	0-0-0		HOME		1-8-0		2-5-0		5-4-0	
5-19-0	0-2-0	1-2-0		AWAY		0-3-0		0-7-0		4-5-0	
0-0-0	0-0-0	0-0-0		NEUTRAL		0-0-0		0-0-0		0-0-0	
8-17-0	0-5-0	0-0-0		NON-CONFERENCE		0-3-0		1-1-0		7-8-0	
6-10-0	0-3-0	0-0-0		HOME		0-3-0		1-0-0		5-4-0	
2-7-0	0-2-0	0-0-0		AWAY		0-0-0		0-1-0		2-4-0	
0-0-0	0-0-0	0-0-0		NEUTRAL		0-0-0		0-0-0		0-0-0	
5-22-0	0-0-0	1-2-0		CONFERENCE		1-8-0		1-11-0		2-1-0	
2-10-0	0-0-0	0-0-0		HOME		1-5-0		1-5-0		0-0-0	
3-12-0	0-0-0	1-2-0		AWAY		0-3-0		0-6-0		2-1-0	
0-0-0	0-0-0	0-0-0		NEUTRAL		0-0-0		0-0-0		0-0-0	
RPI S	Opponent	Score	RPI S	Opponent	Score	RPI S	Opponent	Score	RPI S	Opponent	Score
5 A	Georgia	1 11	46 A	Texas St.	3 1	68 H	Coastal Caro.	5 6	109 A	Little Rock	2 3
5 H	Georgia	3 6	46 A	Texas St.	2 12	68 H	Coastal Caro.	2 27	109 A	Little Rock	2 6
8 A	Georgia Tech	3 7	46 A	Texas St.	1 5	68 H	Coastal Caro.	15 11	109 A	Little Rock	1 9
8 H	Georgia Tech	0 10				83 A	South Alabama	2 4	118 H	Troy	5 10
18 H	West Virginia	2 8				83 A	South Alabama	7 9	118 H	Troy	12 5
						83 A	South Alabama	7 10	118 H	Troy	6 10
						85 H	Samford	2 13	129 A	Louisiana	5 11
						85 H	Samford	1 2	129 A	Louisiana	6 16
						85 H	Samford	6 8	129 A	Louisiana	0 2
						88 H	UT Arlington	3 4	137 H	La.-Monroe	3 9
						88 H	UT Arlington	6 14	137 H	La.-Monroe	3 10
						88 H	UT Arlington	2 4	137 H	La.-Monroe	8 16
									145 A	Mercer	11 14
									145 H	Mercer	4 2
									160 A	Presbyterian	7 11
									160 H	Presbyterian	4 13
									161 H	ETSU	2 8
									161 H	ETSU	6 5
									161 H	ETSU	1 5
									165 H	Richmond	6 13
									170 A	Furman	3 4
									170 H	Furman	10 8
									182 A	Kennesaw St.	10 12
									182 H	Kennesaw St.	9 7
									185 A	Appalachian St.	3 9
									185 A	Appalachian St.	2 0
									185 A	Appalachian St.	17 6
LAST 10 GAMES			160 A	Presbyterian	7 11	46 A	Texas St.	2 12	182 A	Kennesaw St.	10 12
			129 A	Louisiana	5 11	46 A	Texas St.	1 5	182 H	Kennesaw St.	9 7
			129 A	Louisiana	6 16	46 A	Texas St.	3 1	185 A	Appalachian St.	3 9
			129 A	Louisiana	0 2	68 H	Coastal Caro.	15 11	185 A	Appalachian St.	2 0
			160 H	Presbyterian	4 13	68 H	Coastal Caro.	5 6	185 A	Appalachian St.	17 6

Non-Div. I Games: Ga. Southwestern 9 5

Georgia St.

RPI	S	Opponent	Score	
215	H	UIC	9	5
250	A	Charleston So.	15	6
250	A	Charleston So.	2	5
250	A	Charleston So.	7	6
284	H	Savannah St.	5	1

Georgia St.

G
e
o
r
g
i
a
S
t
.

G
e
o
r
g
i
a
S
t
.

Average RPI Win: 211		WON-LOST RECORD	WINNING PCT. RANK		LAST 10 GAMES	STRENGTH OF SCHEDULE	OPP. STRENGTH OF SCHEDULE	TEAM RPI	ADJ RPI		CONF. RPI	ADJ CONF. RPI								
Average RPI Loss: 141																				
DIV. I ONLY		17-31-0	.35417	246	1-9-0	188	180	241	.45092	241	18	18								
DIV. I NON-CONF.		8-13-0	.38095	210	0-1-0	232	123	235	.45451	235	20	20								
<hr/>																				
TOTALS		RPI 1-25		RPI 26-50		W-L RECORDS		RPI 51-100		RPI 101-150		RPI 150+								
17-31-0		0-2-0		0-1-0		OVERALL		0-5-0		1-8-0		16-15-0								
13-8-0		0-2-0		0-0-0		HOME		0-0-0		0-0-0		13-6-0								
4-23-0		0-0-0		0-1-0		AWAY		0-5-0		1-8-0		3-9-0								
0-0-0		0-0-0		0-0-0		NEUTRAL		0-0-0		0-0-0		0-0-0								
<hr/>																				
8-13-0		0-2-0		0-1-0		NON-CONFERENCE		0-2-0		1-2-0		7-6-0								
6-3-0		0-2-0		0-0-0		HOME		0-0-0		0-0-0		6-1-0								
2-10-0		0-0-0		0-0-		AWAY		0-2-0		1-2-0		1-5-0								
0-0-0		0-0-0		0-0-0		NEUTRAL		0-0-0		0-0-0		0-0-0								
<hr/>																				
9-18-0		0-0-0		0-0-0		CONFERENCE		0-3-0		0-6-0		9-9-0								
7-5-0		0-0-0		0-0-0		HOME		0-0-0		0-0-0		7-5-0								
2-13-0		0-0-0		0-0-0		AWAY		0-3-0		0-6-0		2-4-0								
0-0-0		0-0-0		0-0-0		NEUTRAL		0-0-0		0-0-0		0-0-0								
<hr/>																				
RPI	S	Opponent	Score		RPI	S	Opponent	Score		RPI	S	Opponent	Score							
15	H	Missouri	3	10	42	A	Kentucky	4	6	90	A	Evansville	5	9						
25	H	Illinois St.	9	16						92	A	Morehead St.	1	10						
										92	A	Morehead St.	9	11						
										92	A	Morehead St.	9	11						
										97	A	Bradley	6	9						
												106	A	Austin Peay	1	6				
												106	A	Austin Peay	11	13				
												106	A	Austin Peay	1	7				
												120	A	Jacksonville St.	2	6				
												120	A	Jacksonville St.	2	3				
												120	A	Jacksonville St.	3	4				
												137	A	La.-Monroe	1	4				
												137	A	La.-Monroe	3	12				
												137	A	La.-Monroe	12	4				
												157	A	UAB	3	5				
												157	A	UAB	3	8				
												157	A	UAB	5	13				
												158	H	Eastern Ill.	3	4				
												158	H	Eastern Ill.	7	15				
												158	H	Eastern Ill.	3	1				
												166	A	Southern Ill.	6	7				
												194	A	Saint Louis	3	10				
												194	H	Saint Louis	2	0				
												198	H	UT Martin	6	0				
												198	H	UT Martin	3	2				
												198	H	UT Martin	8	5				
												199	H	Eastern Ky.	1	9				
												199	H	Eastern Ky.	5	2				
												199	H	Eastern Ky.	9	12				
												200	A	Belmont	7	10				
												200	A	Belmont	3	1				
												200	A	Belmont	3	5				
<hr/>																				
LAST 10 GAMES																				
120 A Jacksonville St.					3	4	158 H Eastern Ill.					3	4	199 H Eastern Ky.					5	2
120 A Jacksonville St.					2	3	194 A Saint Louis					3	10	199 H Eastern Ky.					9	12
120 A Jacksonville St.					2	6	106 A Austin Peay					11	13	200 A Belmont					7	10
158 H Eastern Ill.					7	15	106 A Austin Peay					1	7	200 A Belmont					3	1
158 H Eastern Ill.					3	1	106 A Austin Peay					1	6	200 A Belmont					3	5

Non-Div. I Games:

SIUE

RPI	S	Opponent	Score	
215	H	UIC	3	2
215	H	UIC	6	4
222	A	Tennessee Tech	6	12
222	A	Tennessee Tech	6	7
222	A	Tennessee Tech	9	8
233	H	Valparaiso	4	3
233	H	Valparaiso	0	8
233	H	Valparaiso	16	6
237	A	Western Ill.	15	2
237	H	Western Ill.	13	3
255	H	Southeast Mo. St.	3	2
255	H	Southeast Mo. St.	9	3
255	H	Southeast Mo. St.	6	8

SIUE

S
I
U
E

S
I
U
E

Average RPI Win: 228		WON-LOST RECORD		WINNING PCT. RANK		LAST 10 GAMES		STRENGTH OF SCHEDULE		OPP. STRENGTH OF SCHEDULE		TEAM RPI		ADJ RPI		CONF. RPI		ADJ CONF. RPI	
DIV. I ONLY		23-24-0		.48936 163		5-5-0		281		222		242		.45091 242		16		16	
DIV. I NON-CONF.		18-15-0		.54545 120		2-3-0		297		259		239		.45095 239		17		17	
TOTALS		RPI 1-25		RPI 26-50		W-L RECORDS		RPI 51-100		RPI 101-150		RPI 150+							
23-24-0		1-2-0		0-1-0		OVERALL		0-2-0		3-6-0		19-13-0							
11-7-0		1-2-0		0-0-0		HOME		0-0-0		1-2-0		9-3-0							
7-14-0		0-0-0		0-1-0		AWAY		0-2-0		1-4-0		6-7-0							
5-3-0		0-0-0		0-0-0		NEUTRAL		0-0-0		1-0-0		4-3-0							
18-15-0		0-0-0		0-1-0		NON-CONFERENCE		0-0-0		2-4-0		16-10-0							
7-2-0		0-0-0		0-0-0		HOME		0-0-0		0-0-0		7-2-0							
6-10-0		0-0-0		0-0-		AWAY		0-0-0		1-4-0		5-5-0							
5-3-0		0-0-0		0-0-0		NEUTRAL		0-0-0		1-0-0		4-3-0							
5-9-0		1-2-0		0-0-0		CONFERENCE		0-2-0		1-2-0		3-3-0							
4-5-0		1-2-0		0-0-0		HOME		0-0-0		1-2-0		2-1-0							
1-4-0		0-0-0		0-0-0		AWAY		0-2-0		0-0-0		1-2-0							
0-0-0		0-0-0		0-0-0		NEUTRAL		0-0-0		0-0-0		0-0-0							
RPI	S	Opponent		Score		RPI	S	Opponent		Score		RPI	S	Opponent		Score			
23	H	Creighton		7 8		28	A	Indiana		3 9		69	A	Xavier		8 13			
23	H	Creighton		5 0								69	A	Xavier		5 6			
23	H	Creighton		5 7										111 A Air Force		7 9			
														111 A Air Force		10 6			
														111 A Air Force		7 8			
														113 N Central Mich.		5 1			
														116 A Ball St.		5 12			
														121 H St. John's (NY)		1 4			
														121 H St. John's (NY)		11 7			
														121 H St. John's (NY)		4 5			
														146 A Dayton		1 6			
														152 A New Orleans		1 2			
														158 A Eastern Ill.		6 13			
														158 H Eastern Ill.		0 2			
														166 H Southern Ill.		5 4			
														179 N Rutgers		2 3			
														183 A Seton Hall		4 9			
														183 A Seton Hall		5 4			
														183 A Seton Hall		8 9			
														195 A Purdue		3 5			
														197 N Pittsburgh		3 4			
														204 N Hofstra		10 5			
														212 H Western Mich.		7 4			
														212 H Western Mich.		1 2			
														212 H Western Mich.		10 0			
														233 A Valparaiso		2 5			
														233 A Valparaiso		6 4			
														233 A Valparaiso		9 2			
														243 A North Ala.		5 8			
LAST 10 GAMES		LAST 10 GAMES		LAST 10 GAMES		LAST 10 GAMES		LAST 10 GAMES		LAST 10 GAMES		LAST 10 GAMES							
158	A	Eastern Ill.		6 13		283	H	Villanova		17 0		212	H	Western Mich.		10 0			
111	A	Air Force		7 8		283	H	Villanova		1 0		233	A	Valparaiso		2 5			
111	A	Air Force		10 6		283	H	Villanova		6 8		233	A	Valparaiso		6 4			
111	A	Air Force		7 9		183	A	Seton Hall		4 9		233	A	Valparaiso		9 2			
259	A	Toledo		8 3		183	A	Seton Hall		5 4		243	A	North Ala.		5 8			

Non-Div. I Games: Anderson (IN) 5 2 Ind.-Kokomo 3 2

Butler

RPI	S	Opponent	Score	
259	A	Toledo	8	3
278	A	Northern Ky.	9	2
278	H	Northern Ky.	9	5
283	H	Villanova	6	8
283	H	Villanova	17	0
283	H	Villanova	1	0
287	N	Rider	9	2
287	N	Rider	4	9
287	N	Rider	14	3
289	A	Alabama A&M	6	1
297	H	Purdue Fort Wayne	16	0
297	H	Purdue Fort Wayne	7	1
297	H	Purdue Fort Wayne	18	3
299	N	Saint Peter's	21	7

Butler

B
u
t
l
e
r

B
u
t
l
e
r

Average RPI Win: 179		WON-LOST	WINNING	LAST 10	STRENGTH OF		OPP. STRENGTH	TEAM	ADJ	CONF.	ADJ CONF.
Average RPI Loss: 152		RECORD	PCT. RANK	GAMES	SCHEDULE		OF SCHEDULE	RPI	RPI	RPI	RPI
DIV. I ONLY		16-35-0	.31373	262	5-5-0		199	166	243	.44959	243
DIV. I NON-CONF.		9-22-0	.29032	247	3-2-0		260	188	254	.43683	254
TOTALS		RPI 1-25	RPI 26-50		W-L RECORDS		RPI 51-100		RPI 101-150		RPI 150+
16-35-0	0-1-0	2-4-0		OVERALL		2-2-0		2-11-0		10-17-0	
8-7-0	0-0-0	1-2-0		HOME		0-0-0		1-1-0		6-4-0	
7-26-0	0-1-0	1-2-0		AWAY		2-2-0		1-10-0		3-11-0	
1-2-0	0-0-0	0-0-0		NEUTRAL		0-0-0		0-0-0		1-2-0	
9-22-0	0-1-0	1-2-0		NON-CONFERENCE		0-1-0		1-7-0		7-11-0	
3-1-0	0-0-0	0-0-0		HOME		0-0-0		0-0-0		3-1-0	
5-19-0	0-1-0	1-0-		AWAY		0-1-0		1-7-0		3-8-0	
1-2-0	0-0-0	0-0-0		NEUTRAL		0-0-0		0-0-0		1-2-0	
7-13-0	0-0-0	1-2-0		CONFERENCE		2-1-0		1-4-0		3-6-0	
5-6-0	0-0-0	1-2-0		HOME		0-0-0		1-1-0		3-3-0	
2-7-0	0-0-0	0-0-0		AWAY		2-1-0		0-3-0		0-3-0	
0-0-0	0-0-0	0-0-0		NEUTRAL		0-0-0		0-0-0		0-0-0	
RPI S	Opponent	Score		RPI S	Opponent	Score		RPI S	Opponent	Score	
20 A	Auburn	7	8	29 A	Ole Miss	10	6	74 A	Jacksonville	9	7
				40 A	Alabama	1	4	74 A	Jacksonville	5	10
				40 A	Alabama	0	8	74 A	Jacksonville	9	2
				50 H	Liberty	5	8	85 A	Samford	1	9
				50 H	Liberty	2	16				
				50 H	Liberty	6	3				
				LAST 10 GAMES							
20 A	Auburn	7	8	223 H	NJIT	8	1	103 H	North Florida	8	4
292 A	Ark.-Pine Bluff	11	3	223 H	NJIT	0	10	103 H	North Florida	4	10
292 A	Ark.-Pine Bluff	9	11	289 H	Alabama A&M	6	5	118 A	Troy	0	5
200 A	Belmont	8	4	124 A	FGCU	5	6	118 A	Troy	2	6
223 H	NJIT	8	3	124 A	FGCU	2	7	118 A	Troy	1	3
								120 A	Jacksonville St.	2	1
								120 A	Jacksonville St.	10	12
								120 A	Jacksonville St.	1	14
								124 A	FGCU	2	7
								124 A	FGCU	5	6
								124 A	FGCU	3	6
								128 A	Memphis	11	18
								128 A	Memphis	2	3
								163 A	Davidson	4	8
								163 A	Davidson	2	5
								163 A	Davidson	1	13
								182 A	Kennesaw St.	3	8
								182 A	Kennesaw St.	6	7
								182 A	Kennesaw St.	1	3
								198 N	UT Martin	0	1
								198 N	UT Martin	0	1
								198 N	UT Martin	7	6
								200 A	Belmont	8	4
								208 H	Stetson	8	13
								208 H	Stetson	1	12
								208 H	Stetson	6	2
								222 A	Tennessee Tech	1	7

Non-Div. I Games:

North Ala.

RPI	S	Opponent	Score	
222	H	Tennessee Tech	6	7
223	H	NJIT	0	10
223	H	NJIT	8	1
223	H	NJIT	8	3
242	H	Butler	8	5
268	A	Alabama St.	8	1
268	H	Alabama St.	14	2
275	A	The Citadel	4	7
275	A	The Citadel	3	8
275	A	The Citadel	3	6
289	H	Alabama A&M	6	5
292	A	Ark.-Pine Bluff	9	11
292	A	Ark.-Pine Bluff	11	3

North Ala.

N
o
r
t
h
A
l
a
.

N
o
r
t
h
A
l
a
.

Average RPI Win:	236	WON-LOST RECORD	WINNING PCT. RANK	LAST 10 GAMES	STRENGTH OF SCHEDULE	OPP. STRENGTH OF SCHEDULE	TEAM RPI	ADJ RPI	CONF. RPI	ADJ CONF. RPI	
Average RPI Loss:	177										
DIV. I ONLY	18-28-0	.3913	226	3-7-0	216	263	245	.44627	244	20	19
DIV. I NON-CONF.	8-17-0	.32	233	0-2-0	265	275	274	.41927	274	22	22
<hr/>											
TOTALS	RPI 1-25	RPI 26-50		W-L RECORDS		RPI 51-100		RPI 101-150		RPI 150+	
18-28-0	0-0-0	0-0-0		OVERALL		0-6-0		1-4-0		17-18-0	
8-9-0	0-0-0	0-0-0		HOME		0-4-0		0-0-0		8-5-0	
6-10-0	0-0-0	0-0-0		AWAY		0-0-0		1-2-0		5-8-0	
4-9-0	0-0-0	0-0-0		NEUTRAL		0-2-0		0-2-0		4-5-0	
8-17-0	0-0-0	0-0-0		NON-CONFERENCE		0-3-0		0-2-0		8-12-0	
1-4-0	0-0-0	0-0-0		HOME		0-1-0		0-0-0		1-3-0	
3-4-0	0-0-0	0-0-		AWAY		0-0-0		0-0-0		3-4-0	
4-9-0	0-0-0	0-0-0		NEUTRAL		0-2-0		0-2-0		4-5-0	
10-11-0	0-0-0	0-0-0		CONFERENCE		0-3-0		1-2-0		9-6-0	
7-5-0	0-0-0	0-0-0		HOME		0-3-0		0-0-0		7-2-0	
3-6-0	0-0-0	0-0-0		AWAY		0-0-0		1-2-0		2-4-0	
0-0-0	0-0-0	0-0-0		NEUTRAL		0-0-0		0-0-0		0-0-0	
RPI	S	Opponent	Score	RPI	S	Opponent	Score	RPI	S	Opponent	Score
						59 H VCU	3 9	107 N Harvard		3 5	
						59 H VCU	3 13	116 N Ball St.		5 7	
						59 H VCU	0 4	146 A Dayton		1 2	
						75 N Kansas	5 7	146 A Dayton		7 6	
						86 N Tulane	7 12	146 A Dayton		6 11	
						87 H William & Mary	8 9	171 N Army West Point		5 11	
								171 N Army West Point		3 2	
								174 A Fordham		0 2	
								174 A Fordham		0 6	
								174 A Fordham		3 4	
								178 A UNCW		8 10	
								178 A UNCW		4 2	
								180 A Penn		7 20	
								183 N Seton Hall		7 4	
								206 H Lafayette		1 3	
								217 A George Washington		4 2	
								217 A George Washington		18 12	
								217 A George Washington		4 10	
								218 N Central Conn. St.		8 2	
								229 A Delaware		5 6	
								229 H Delaware		2 6	
								245 N Georgetown		4 8	
						87 H William & Mary	8 9	249 H La Salle		6 5	
						59 H VCU	3 13	249 H La Salle		20 7	
						59 H VCU	0 4	249 H La Salle		1 7	
						59 H VCU	3 9	251 N VMI		4 9	
						269 H St. Bonaventure	7 8	251 N VMI		3 9	

Non-Div. I Games:

Saint Joseph's

RPI	S	Opponent	Score	
252	N	Dartmouth	2	4
253	H	George Mason	18	9
253	H	George Mason	11	5
253	H	George Mason	14	3
269	H	St. Bonaventure	7	8
269	H	St. Bonaventure	3	2
269	H	St. Bonaventure	3	2
271	H	Lehigh	15	20
280	A	Bucknell	5	4
280	N	Bucknell	3	2
283	A	Villanova	7	8
283	H	Villanova	4	0
287	A	Rider	13	7

Saint Joseph's

S
a
i
n
t
J
o
s
e
p
h
'
s

S
a
i
n
t
J
o
s
e
p
h
'
s

Average RPI Win:		236	WON-LOST RECORD		WINNING PCT. RANK		LAST 10 GAMES		STRENGTH OF SCHEDULE		OPP. STRENGTH OF SCHEDULE		TEAM RPI		ADJ RPI		CONF. RPI		ADJ CONF. RPI	
Average RPI Loss:		148																		
DIV. I ONLY			20-33-0		.37736 236		4-6-0		207		251		246		.4445 245		16		16	
DIV. I NON-CONF.			15-23-0		.39474 203		4-0-0		238		284		252		.43799 252		17		17	
TOTALS		RPI 1-25		RPI 26-50		W-L RECORDS		RPI 51-100		RPI 101-150		RPI 150+								
20-33-0		0-4-0		0-0-0		OVERALL		0-8-0		3-3-0		17-18-0								
12-10-0		0-3-0		0-0-0		HOME		0-0-0		3-1-0		9-6-0								
6-16-0		0-0-0		0-0-0		AWAY		0-7-0		0-1-0		6-8-0								
2-7-0		0-1-0		0-0-0		NEUTRAL		0-1-0		0-1-0		2-4-0								
15-23-0		0-1-0		0-0-0		NON-CONFERENCE		0-5-0		0-3-0		15-14-0								
9-7-0		0-0-0		0-0-0		HOME		0-0-0		0-1-0		9-6-0								
4-9-0		0-0-0		0-0-0		AWAY		0-4-0		0-1-0		4-4-0								
2-7-0		0-1-0		0-0-0		NEUTRAL		0-1-0		0-1-0		2-4-0								
5-10-0		0-3-0		0-0-0		CONFERENCE		0-3-0		3-0-0		2-4-0								
3-3-0		0-3-0		0-0-0		HOME		0-0-0		3-0-0		0-0-0								
2-7-0		0-0-0		0-0-0		AWAY		0-3-0		0-0-0		2-4-0								
0-0-0		0-0-0		0-0-0		NEUTRAL		0-0-0		0-0-0		0-0-0								
RPI	S	Opponent		Score		RPI	S	Opponent		Score		RPI	S	Opponent		Score				
22	N	Illinois		3	11					58	A	Wake Forest		3	5	116	N	Ball St.		
23	H	Creighton		2	14					63	A	Campbell		4	7	121	H	St. John's (NY)		
23	H	Creighton		4	7					63	A	Campbell		4	7	121	H	St. John's (NY)		
23	H	Creighton		3	7					63	A	Campbell		5	9	121	H	St. John's (NY)		
										69	A	Xavier		4	7	141	A	Navy		
										69	A	Xavier		4	9	141	H	Navy		
										69	A	Xavier		0	1	161	A	ETSU		
										75	N	Kansas		2	6	161	A	ETSU		
																161	A	ETSU		
																183	A	Seton Hall		
																183	A	Seton Hall		
																183	A	Seton Hall		
																194	N	Saint Louis		
																208	A	Stetson		
																212	N	Western Mich.		
																213	H	Hartford		
																213	H	Hartford		
																213	H	Hartford		
																217	A	George Washington		
																217	H	George Washington		
																230	H	Princeton		
																230	H	Princeton		
																230	H	Princeton		
																230	H	Princeton		
																244	N	Saint Joseph's		
																246	N	Sacred Heart		
																246	N	Sacred Heart		
				LAST 10 GAMES																
				263	H	UMBC		4	3	298	H	UMES		13	5					
				183	A	Seton Hall		2	6	23	H	Creighton		4	7					
				183	A	Seton Hall		1	7	23	H	Creighton		2	14					
				183	A	Seton Hall		5	6	23	H	Creighton		3	7					
				298	H	UMES		4	2	263	A	UMBC		6	1					

Non-Div. I Games:

Georgetown

Georgetown

Average RPI Win:	221	WON-LOST	WINNING	LAST 10	STRENGTH OF	OPP. STRENGTH	TEAM	ADJ	CONF.	ADJ CONF.	
Average RPI Loss:	190	RECORD	PCT. RANK	GAMES	SCHEDULE	OF SCHEDULE	RPI	RPI	RPI	RPI	
DIV. I ONLY	18-30-1	.37755	235	3-6-1	257	271	248	.44231	246	29	29
DIV. I NON-CONF.	8-19-1	.30357	241	0-2-1	140	244	221	.46309	221	29	29
<hr/>											
TOTALS	RPI 1-25	RPI 26-50		W-L RECORDS		RPI 51-100		RPI 101-150		RPI 150+	
18-30-1	0-1-0	0-0-0		OVERALL		1-5-0		2-3-0		15-21-1	
3-9-0	0-0-0	0-0-0		HOME		0-0-0		1-1-0		2-8-0	
12-17-1	0-0-0	0-0-0		AWAY		1-5-0		1-2-0		10-10-1	
3-4-0	0-1-0	0-0-0		NEUTRAL		0-0-0		0-0-0		3-3-0	
8-19-1	0-1-0	0-0-0		NON-CONFERENCE		1-5-0		2-3-0		5-10-1	
2-4-0	0-0-0	0-0-0		HOME		0-0-0		1-1-0		1-3-0	
5-12-1	0-0-0	0-0-		AWAY		1-5-0		1-2-0		3-5-1	
1-3-0	0-1-0	0-0-0		NEUTRAL		0-0-0		0-0-0		1-2-0	
10-11-0	0-0-0	0-0-0		CONFERENCE		0-0-0		0-0-0		10-11-0	
1-5-0	0-0-0	0-0-0		HOME		0-0-0		0-0-0		1-5-0	
7-5-0	0-0-0	0-0-0		AWAY		0-0-0		0-0-0		7-5-0	
2-1-0	0-0-0	0-0-0		NEUTRAL		0-0-0		0-0-0		2-1-0	
RPI S	Opponent	Score	RPI S	Opponent	Score	RPI S	Opponent	Score	RPI S	Opponent	Score
22 N	Illinois	0 4				58 A	Wake Forest	1 14	131 A	Stony Brook	1 4
						83 A	South Alabama	2 12	131 A	Stony Brook	9 12
						83 A	South Alabama	2 11	131 H	Stony Brook	1 8
						83 A	South Alabama	1 16	143 A	Rhode Island	6 5
						87 A	William & Mary	7 3	143 H	Rhode Island	9 1
						87 A	William & Mary	3 12	153 A	Yale	9 8
									153 H	Yale	13 10
									171 A	Army West Point	1 12
									174 A	Fordham	3 12
									174 H	Fordham	2 8
									194 N	Saint Louis	7 9
									196 A	Fairfield	0 7
									196 H	Fairfield	0 6
									204 A	Hofstra	11 11
									208 A	Stetson	11 4
									208 A	Stetson	5 11
									208 A	Stetson	5 8
									213 A	Hartford	5 4
									214 H	Albany (NY)	3 5
									218 A	Central Conn. St.	4 1
									218 A	Central Conn. St.	4 8
									218 A	Central Conn. St.	1 5
									245 N	Georgetown	6 5
									245 N	Georgetown	0 11
									247 A	LIU Brooklyn	9 3
									247 A	LIU Brooklyn	17 10
									247 A	LIU Brooklyn	3 10
LAST 10 GAMES											
							</				

Non-Div. I Games:

Sacred Heart

RPI	S	Opponent	Score	
247	N	LIU Brooklyn	2	3
247	N	LIU Brooklyn	4	3
247	N	LIU Brooklyn	6	5
261	H	Wagner	4	5
261	H	Wagner	4	7
261	H	Wagner	11	8
290	A	Fairleigh Dickinson	13	6
290	A	Fairleigh Dickinson	5	6
290	A	Fairleigh Dickinson	12	5
290	H	Fairleigh Dickinson	3	13
290	H	Fairleigh Dickinson	3	7
290	H	Fairleigh Dickinson	6	8
295	A	Mt. St. Mary's	9	4
295	A	Mt. St. Mary's	7	4
295	A	Mt. St. Mary's	9	12

Sacred Heart

S
a
c
r
e
d
H
e
a
r
t

S
a
c
r
e
d
H
e
a
r
t

Average RPI Win:	223	WON-LOST RECORD	WINNING PCT. RANK	LAST 10 GAMES	STRENGTH OF SCHEDULE	OPP. STRENGTH OF SCHEDULE	TEAM RPI	ADJ RPI	CONF. RPI	ADJ CONF. RPI		
DIV. I ONLY		19-31-0	.38	234	2-8-0	249	280	249	.44213	247	29	29
DIV. I NON-CONF.		10-19-0	.34483	222	1-6-0	228	281	238	.45166	238	29	29
<hr/>												
TOTALS	RPI 1-25	RPI 26-50		W-L RECORDS		RPI 51-100		RPI 101-150		RPI 150+		
19-31-0	1-0-0	0-0-0		OVERALL		2-4-0		1-5-0		15-22-0		
7-8-0	0-0-0	0-0-0		HOME		1-2-0		1-0-0		5-6-0		
11-20-0	1-0-0	0-0-0		AWAY		1-2-0		0-5-0		9-13-0		
1-3-0	0-0-0	0-0-0		NEUTRAL		0-0-0		0-0-0		1-3-0		
10-19-0	1-0-0	0-0-0		NON-CONFERENCE		0-0-0		1-5-0		8-14-0		
4-2-0	0-0-0	0-0-0		HOME		0-0-0		1-0-0		3-2-0		
6-16-0	1-0-0	0-0-		AWAY		0-0-0		0-5-0		5-11-0		
0-1-0	0-0-0	0-0-0		NEUTRAL		0-0-0		0-0-0		0-1-0		
9-12-0	0-0-0	0-0-0		CONFERENCE		2-4-0		0-0-0		7-8-0		
3-6-0	0-0-0	0-0-0		HOME		1-2-0		0-0-0		2-4-0		
5-4-0	0-0-0	0-0-0		AWAY		1-2-0		0-0-0		4-2-0		
1-2-0	0-0-0	0-0-0		NEUTRAL		0-0-0		0-0-0		1-2-0		
RPI	S	Opponent	Score	RPI	S	Opponent	Score	RPI	S	Opponent	Score	
5	A	Georgia	1 0					94	A	Bryant	3 18	
								94	A	Bryant	7 5	
								94	A	Bryant	2 3	
								94	H	Bryant	5 4	
								94	H	Bryant	2 10	
								94	H	Bryant	2 4	
								121	A	St. John's (NY)	10 11	
								124	A	FGCU	1 9	
								124	A	FGCU	1 10	
								124	A	FGCU	0 10	
								131	A	Stony Brook	3 9	
								131	H	Stony Brook	7 6	
								161	A	ETSU	3 10	
								161	A	ETSU	2 7	
								161	A	ETSU	2 7	
								196	H	Fairfield	4 3	
								204	A	Hofstra	10 1	
								204	H	Hofstra	8 16	
								209	A	Lamar University	4 8	
								209	A	Lamar University	2 6	
								209	A	Lamar University	1 2	
								213	N	Hartford	5 16	
								214	A	Albany (NY)	1 3	
								214	A	Albany (NY)	2 4	
								214	A	Albany (NY)	1 10	
								227	A	Manhattan	6 4	
								227	H	Manhattan	2 3	
								246	H	Sacred Heart	3 9	
								246	H	Sacred Heart	10 17	
								246	H	Sacred Heart	10 3	
								246	N	Sacred Heart	5 6	
								246	N	Sacred Heart	3 4	
								246	N	Sacred Heart	3 2	
LAST 10 GAMES												
213	N	Hartford	5 16	214	A	Albany (NY)	1 3	246	H	Sacred Heart	10 17	
94	A	Bryant	2 3	214	A	Albany (NY)	2 4	246	H	Sacred Heart	10 3	
94	A	Bryant	3 18	214	A	Albany (NY)	1 10	246	N	Sacred Heart	5 6	
94	A	Bryant	7 5	249	A	La Salle	3 4	246	N	Sacred Heart	3 4	
204	H	Hofstra	8 16	131	H	Stony Brook	7 6	246	N	Sacred Heart	3 2	

Non-Div. I Games:

LIU Brooklyn

RPI	S	Opponent	Score	
249	A	La Salle	3	4
258	H	Siena	13	2
261	A	Wagner	5	0
261	A	Wagner	14	8
261	A	Wagner	4	6
282	H	Iona	16	8
283	A	Villanova	3	0
283	A	Villanova	11	3
283	A	Villanova	4	1
287	A	Rider	5	6
290	A	Fairleigh Dickinson	2	17
290	A	Fairleigh Dickinson	5	3
290	A	Fairleigh Dickinson	13	8
295	H	Mt. St. Mary's	3	5
295	H	Mt. St. Mary's	5	1
295	H	Mt. St. Mary's	5	9

LIU Brooklyn

L
I
U
B
r
o
o
k
l
y
n

L
I
U
B
r
o
o
k
l
y
n

Average RPI Win: 198		WON-LOST	WINNING	LAST 10	STRENGTH OF		OPP. STRENGTH	TEAM	ADJ		CONF.	ADJ CONF.
Average RPI Loss: 152		RECORD	PCT. RANK	GAMES	SCHEDULE		OF SCHEDULE	RPI	RPI		RPI	RPI
DIV. I ONLY		13-37-0	.26	280	2-8-0		121	217	250		15	15
DIV. I NON-CONF.		7-22-0	.24138	261	1-0-0		116	269	251		15	15
TOTALS		RPI 1-25	RPI 26-50		W-L RECORDS		RPI 51-100		RPI 101-150		RPI 150+	
13-37-0		0-2-0	0-0-0		OVERALL		1-6-0		1-9-0		11-20-0	
8-13-0		0-0-0	0-0-0		HOME		1-2-0		1-2-0		6-9-0	
5-24-0		0-2-0	0-0-0		AWAY		0-4-0		0-7-0		5-11-0	
0-0-0		0-0-0	0-0-0		NEUTRAL		0-0-0		0-0-0		0-0-0	
7-22-0		0-2-0	0-0-0		NON-CONFERENCE		0-1-0		0-7-0		7-12-0	
4-5-0		0-0-0	0-0-0		HOME		0-0-0		0-0-0		4-5-0	
3-17-0		0-2-0	0-0-		AWAY		0-1-0		0-7-0		3-7-0	
0-0-0		0-0-0	0-0-0		NEUTRAL		0-0-0		0-0-0		0-0-0	
6-15-0		0-0-0	0-0-0		CONFERENCE		1-5-0		1-2-0		4-8-0	
4-8-0		0-0-0	0-0-0		HOME		1-2-0		1-2-0		2-4-0	
2-7-0		0-0-0	0-0-0		AWAY		0-3-0		0-0-0		2-4-0	
0-0-0		0-0-0	0-0-0		NEUTRAL		0-0-0		0-0-0		0-0-0	
RPI S	Opponent	Score	RPI S	Opponent	Score	RPI S	Opponent	Score	RPI S	Opponent	Score	
18 A	West Virginia	3 8				59 A	VCU	0 6	108 H	Elon	8 16	
24 A	NC State	1 11				87 H	William & Mary	0 7	108 H	Elon	7 3	
						87 H	William & Mary	2 5	108 H	Elon	1 9	
						87 H	William & Mary	4 3	124 A	FGCU	3 20	
						91 A	Col. of Charleston	2 4	124 A	FGCU	2 5	
						91 A	Col. of Charleston	3 5	124 A	FGCU	3 6	
						91 A	Col. of Charleston	9 10	150 A	Sacramento St.	0 1	
									150 A	Sacramento St.	0 5	
									150 A	Sacramento St.	4 13	
									150 A	Sacramento St.	2 12	
									159 A	James Madison	5 6	
									159 A	James Madison	0 1	
									159 A	James Madison	2 5	
									163 A	Davidson	5 13	
									163 A	Davidson	1 4	
									163 A	Davidson	3 15	
									174 H	Fordham	1 6	
									174 H	Fordham	8 0	
									176 A	Penn St.	6 4	
									178 H	UNCW	1 3	
									178 H	UNCW	6 11	
									178 H	UNCW	4 8	
									182 A	Kennesaw St.	5 2	
									182 A	Kennesaw St.	2 5	
									182 A	Kennesaw St.	5 11	
									203 H	Cornell	3 2	
									203 H	Cornell	2 4	
LAST 10 GAMES												
			91 A	Col. of Charleston	9 10	159 A	James Madison	0 1				
			91 A	Col. of Charleston	3 5	159 A	James Madison	2 5				
			91 A	Col. of Charleston	2 4	87 H	William & Mary	4 3				
			176 A	Penn St.	6 4	87 H	William & Mary	0 7				
			159 A	James Madison	5 6	87 H	William & Mary	2 5				

Non-Div. I Games:

Towson

Towson

Average RPI Win:	245	WON-LOST RECORD	WINNING PCT. RANK	LAST 10 GAMES	STRENGTH OF SCHEDULE	OPP. STRENGTH OF SCHEDULE	TEAM RPI	ADJ RPI	CONF. RPI	ADJ CONF. RPI	
Average RPI Loss:	183										
DIV. I ONLY	24-29-0	.45283	195	2-8-0	260	278	251	.44166	249	20	19
DIV. I NON-CONF.	21-11-0	.65625	65	2-0-0	282	296	197	.47566	196	22	22
<hr/>											
TOTALS	RPI 1-25	RPI 26-50		W-L RECORDS		RPI 51-100		RPI 101-150		RPI 150+	
24-29-0	0-0-0	0-0-0		OVERALL		0-3-0		2-8-0		22-18-0	
16-12-0	0-0-0	0-0-0		HOME		0-3-0		1-5-0		15-4-0	
8-17-0	0-0-0	0-0-0		AWAY		0-0-0		1-3-0		7-14-0	
0-0-0	0-0-0	0-0-0		NEUTRAL		0-0-0		0-0-0		0-0-0	
21-11-0	0-0-0	0-0-0		NON-CONFERENCE		0-0-0		1-3-0		20-8-0	
15-4-0	0-0-0	0-0-0		HOME		0-0-0		0-0-0		15-4-0	
6-7-0	0-0-0	0-0-		AWAY		0-0-0		1-3-0		5-4-0	
0-0-0	0-0-0	0-0-0		NEUTRAL		0-0-0		0-0-0		0-0-0	
3-18-0	0-0-0	0-0-0		CONFERENCE		0-3-0		1-5-0		2-10-0	
1-8-0	0-0-0	0-0-0		HOME		0-3-0		1-5-0		0-0-0	
2-10-0	0-0-0	0-0-0		AWAY		0-0-0		0-0-0		2-10-0	
0-0-0	0-0-0	0-0-0		NEUTRAL		0-0-0		0-0-0		0-0-0	
RPI	S	Opponent	Score	RPI	S	Opponent	Score	RPI	S	Opponent	Score
						59 H VCU	2 11	102 A		New Mexico St.	5 16
						59 H VCU	4 28	102 A		New Mexico St.	3 7
						59 H VCU	6 9	102 A		New Mexico St.	1 6
								102 A		New Mexico St.	9 8
								130 H		Massachusetts	6 5
								130 H		Massachusetts	2 5
								130 H		Massachusetts	6 9
								146 H		Dayton	7 9
								146 H		Dayton	6 7
								146 H		Dayton	5 9
								163 A		Davidson	0 6
								163 A		Davidson	8 16
								163 A		Davidson	3 11
								174 A		Fordham	0 5
								174 A		Fordham	2 7
								174 A		Fordham	1 11
								180 H		Penn	7 6
								207 H		Quinnipiac	18 8
								207 H		Quinnipiac	0 12
								207 H		Quinnipiac	2 1
								214 H		Albany (NY)	13 6
								214 H		Albany (NY)	9 0
								214 H		Albany (NY)	5 6
								229 A		Delaware	4 2
								244 A		Saint Joseph's	7 20
								244 A		Saint Joseph's	5 6
								244 A		Saint Joseph's	7 1
				LAST 10 GAMES							
						174 A Fordham	2 7			146 H Dayton	6 7
						174 A Fordham	0 5			247 H LIU Brooklyn	4 3
						174 A Fordham	1 11			263 H UMBC	9 5
						146 H Dayton	7 9			130 H Massachusetts	2 5
						146 H Dayton	5 9			130 H Massachusetts	6 9

Non-Div. I Games:

La Salle

RPI	S	Opponent	Score	
247	H	LIU Brooklyn	4	3
250	A	Charleston So.	5	4
250	A	Charleston So.	6	3
250	A	Charleston So.	3	7
263	H	UMBC	9	5
269	A	St. Bonaventure	10	5
269	A	St. Bonaventure	2	3
269	A	St. Bonaventure	5	14
271	A	Lehigh	14	6
274	A	Delaware St.	7	4
274	H	Delaware St.	12	2
280	A	Bucknell	7	9
283	A	Villanova	0	1
283	A	Villanova	6	8
283	H	Villanova	8	7
287	H	Rider	7	5
287	H	Rider	11	12
287	H	Rider	6	7
287	H	Rider	3	0
290	H	Fairleigh Dickinson	19	9
298	H	UMES	13	4
299	H	Saint Peter's	24	7
299	H	Saint Peter's	14	4

La Salle

L
a
S
a
l
l
e

L
a
S
a
l
l
e

Average RPI Win:	202	WON-LOST	WINNING	LAST 10	STRENGTH OF	OPP. STRENGTH	TEAM	ADJ	CONF.	ADJ CONF.	
Average RPI Loss:	155	RECORD	PCT. RANK	GAMES	SCHEDULE	OF SCHEDULE	RPI	RPI	RPI	RPI	
DIV. I ONLY	20-32-0	.38462	230	4-6-0	246	167	252	.4413	250	21	21
DIV. I NON-CONF.	10-17-0	.37037	213	0-3-0	261	147	268	.42664	268	18	18
<hr/>											
TOTALS	RPI 1-25	RPI 26-50		W-L RECORDS		RPI 51-100		RPI 101-150		RPI 150+	
20-32-0	0-1-0	0-0-0		OVERALL		3-9-0		3-9-0		14-13-0	
13-11-0	0-0-0	0-0-0		HOME		2-2-0		3-5-0		8-4-0	
6-18-0	0-1-0	0-0-0		AWAY		1-5-0		0-3-0		5-9-0	
1-3-0	0-0-0	0-0-0		NEUTRAL		0-2-0		0-1-0		1-0-0	
<hr/>											
10-17-0	0-1-0	0-0-0		NON-CONFERENCE		2-7-0		1-2-0		7-7-0	
8-7-0	0-0-0	0-0-0		HOME		2-2-0		1-1-0		5-4-0	
1-7-0	0-1-0	0-0-		AWAY		0-3-0		0-0-0		1-3-0	
1-3-0	0-0-0	0-0-0		NEUTRAL		0-2-0		0-1-0		1-0-0	
<hr/>											
10-15-0	0-0-0	0-0-0		CONFERENCE		1-2-0		2-7-0		7-6-0	
5-4-0	0-0-0	0-0-0		HOME		0-0-0		2-4-0		3-0-0	
5-11-0	0-0-0	0-0-0		AWAY		1-2-0		0-3-0		4-6-0	
0-0-0	0-0-0	0-0-0		NEUTRAL		0-0-0		0-0-0		0-0-0	
<hr/>											
RPI S	Opponent	Score	RPI S	Opponent	Score	RPI S	Opponent	Score	RPI S	Opponent	Score
19 A	North Carolina	6 7				63 A	Campbell	0 14	116 H	Ball St.	12 4
						63 A	Campbell	1 4	116 N	Ball St.	1 3
						63 A	Campbell	9 3	117 H	Radford	1 7
						67 A	Ga. Southern	4 7	117 H	Radford	5 6
						67 H	Ga. Southern	3 2	117 H	Radford	6 9
						76 N	South Carolina	3 10	123 H	Gardner-Webb	8 6
						89 H	Notre Dame	0 7	123 H	Gardner-Webb	10 3
						89 N	Notre Dame	4 7	123 H	Gardner-Webb	3 8
						91 A	Col. of Charleston	5 7	126 H	Kent St.	1 9
						91 A	Col. of Charleston	7 9	127 A	Winthrop	1 9
						91 H	Col. of Charleston	9 1	127 A	Winthrop	6 7
						91 H	Col. of Charleston	2 9	127 A	Winthrop	5 13
									151 A	High Point	6 5
									151 A	High Point	2 8
									151 A	High Point	4 9
									173 N	Wofford	4 3
									201 A	Charlotte	3 9
									236 A	USC Upstate	7 11
									236 H	USC Upstate	12 4
									236 H	USC Upstate	9 4
									236 H	USC Upstate	9 0
									240 H	Georgia St.	6 7
									240 H	Georgia St.	6 15
									240 H	Georgia St.	5 2
									249 H	La Salle	4 5
									249 H	La Salle	7 3
									249 H	La Salle	3 6
LAST 10 GAMES											
201 A	Charlotte	3 9	63 A	Campbell	1 4	240 H	Georgia St.	6 15			
236 H	USC Upstate	12 4	63 A	Campbell	9 3	240 H	Georgia St.	5 2			
236 H	USC Upstate	9 4	63 A	Campbell	0 14	249 H	La Salle	4 5			
236 H	USC Upstate	9 0	76 N	South Carolina	3 10	249 H	La Salle	7 3			
91 H	Col. of Charleston	2 9	260 A	UNC Asheville	4 11	249 H	La Salle	3 6			

Non-Div. I Games:

Charleston So.

RPI	S	Opponent	Score	
260	A	UNC Asheville	3	2
260	A	UNC Asheville	4	11
260	A	UNC Asheville	8	2
275	A	The Citadel	1	10
275	A	The Citadel	3	4
275	H	The Citadel	10	5
275	H	The Citadel	10	5
284	A	Savannah St.	7	6
284	H	Savannah St.	5	3
291	A	Longwood	2	3
291	A	Longwood	6	7
291	A	Longwood	16	3

Charleston So.

C
h
a
r
l
e
s
t
o
n
S
o
.

C
h
a
r
l
e
s
t
o
n
S
o
.

Average RPI Win:	196	WON-LOST	WINNING	LAST 10	STRENGTH OF	OPP. STRENGTH	TEAM	ADJ	CONF.	ADJ CONF.					
Average RPI Loss:	141	RECORD	PCT. RANK	GAMES	SCHEDULE	OF SCHEDULE	RPI	RPI	RPI	RPI					
DIV. I ONLY		15-38-0	.28302	275	4-6-0	150	175	253	.44115	251	17	17			
DIV. I NON-CONF.		6-23-0	.2069	280	1-2-0	198	189	280	.41211	279	19	19			
<hr/>															
TOTALS	RPI 1-25	RPI 26-50		W-L RECORDS		RPI 51-100		RPI 101-150		RPI 150+					
15-38-0	0-0-0	0-4-0		OVERALL		2-10-0		0-5-0		13-19-0					
7-20-0	0-0-0	0-0-0		HOME		2-7-0		0-4-0		5-9-0					
6-18-0	0-0-0	0-4-0		AWAY		0-3-0		0-1-0		6-10-0					
2-0-0	0-0-0	0-0-0		NEUTRAL		0-0-0		0-0-0		2-0-0					
<hr/>															
6-23-0	0-0-0	0-4-0		NON-CONFERENCE		0-6-0		0-2-0		6-11-0					
3-12-0	0-0-0	0-0-0		HOME		0-3-0		0-1-0		3-8-0					
1-11-0	0-0-0	0-0-		AWAY		0-3-0		0-1-0		1-3-0					
2-0-0	0-0-0	0-0-0		NEUTRAL		0-0-0		0-0-0		2-0-0					
<hr/>															
9-15-0	0-0-0	0-0-0		CONFERENCE		2-4-0		0-3-0		7-8-0					
4-8-0	0-0-0	0-0-0		HOME		2-4-0		0-3-0		2-1-0					
5-7-0	0-0-0	0-0-0		AWAY		0-0-0		0-0-0		5-7-0					
0-0-0	0-0-0	0-0-0		NEUTRAL		0-0-0		0-0-0		0-0-0					
<hr/>															
RPI	S	Opponent	Score	RPI	S	Opponent	Score	RPI	S	Opponent	Score				
				38	A	Clemson	6 8	59	A	VCU	2 15	117	A	Radford	5 7
				38	A	Clemson	6 11	59	H	VCU	2 11	117	H	Radford	5 14
				38	A	Clemson	2 8	62	A	Virginia Tech	9 10	145	H	Mercer	1 2
				44	A	Virginia	0 9	62	H	Virginia Tech	1 13	145	H	Mercer	6 15
								66	A	Old Dominion	0 5	145	H	Mercer	0 3
								66	H	Old Dominion	8 17	159	A	James Madison	4 5
								71	H	UNC Greensboro	6 5	159	H	James Madison	8 9
								71	H	UNC Greensboro	1 6	161	H	ETSU	7 6
								71	H	UNC Greensboro	3 13	161	H	ETSU	3 14
								85	H	Samford	5 4	161	H	ETSU	6 0
								85	H	Samford	4 13	165	H	Richmond	11 10
								85	H	Samford	0 4	170	A	Furman	4 11
												170	A	Furman	5 13
												170	A	Furman	10 4
												173	A	Wofford	4 19
												173	A	Wofford	5 4
												173	A	Wofford	4 15
												177	A	Western Caro.	5 14
												177	A	Western Caro.	15 11
												177	A	Western Caro.	9 8
												178	A	UNCW	2 5
												178	A	UNCW	3 5
												189	H	Binghamton	4 8
												189	H	Binghamton	1 2
												189	H	Binghamton	2 4
												193	H	Marshall	6 7
												244	N	Saint Joseph's	9 4
LAST 10 GAMES															
				66	H	Old Dominion	8 17	170	A	Furman	4 11	189	H	Binghamton	4 8
				71	H	UNC Greensboro	3 13	170	A	Furman	10 4	189	H	Binghamton	1 2
				71	H	UNC Greensboro	1 6	59	H	VCU	2 11	189	H	Binghamton	2 4
				71	H	UNC Greensboro	6 5	291	A	Longwood	14 7	193	H	Marshall	6 7
				170	A	Furman	5 13	177	A	Western Caro.	9 8	244	N	Saint Joseph's	9 4

Non-Div. I Games:

VMI

RPI	S	Opponent	Score	
244	N	Saint Joseph's	9	3
271	H	Lehigh	13	15
271	H	Lehigh	0	1
271	H	Lehigh	11	1
275	A	The Citadel	0	1
275	A	The Citadel	9	5
275	A	The Citadel	2	3
278	H	Northern Ky.	6	7
278	H	Northern Ky.	8	3
291	A	Longwood	14	7

VMI

Average RPI Win: Average RPI Loss:	202 149	WON-LOST RECORD	WINNING PCT. RANK	LAST 10 GAMES		STRENGTH OF SCHEDULE	OPP. STRENGTH OF SCHEDULE	TEAM RPI	ADJ RPI	CONF. RPI	ADJ CONF. RPI				
DIV. I ONLY		15-24-0	.38462	230	4-6-0	255	179	247	.44113	252	19	20			
DIV. I NON-CONF.		7-11-0	.38889	209	1-1-0	249	154	216	.46356	219	14	14			
<hr/>															
TOTALS	RPI 1-25		RPI 26-50		W-L RECORDS		RPI 51-100		RPI 101-150		RPI 150+				
15-24-0	0-0-0		0-0-0		OVERALL		1-6-0		3-7-0		11-11-0				
3-10-0	0-0-0		0-0-0		HOME		0-0-0		1-2-0		2-8-0				
6-10-0	0-0-0		0-0-0		AWAY		0-3-0		2-5-0		4-2-0				
6-4-0	0-0-0		0-0-0		NEUTRAL		1-3-0		0-0-0		5-1-0				
7-11-0	0-0-0		0-0-0		NON-CONFERENCE		1-6-0		1-3-0		5-2-0				
0-1-0	0-0-0		0-0-0		HOME		0-0-0		0-0-0		0-1-0				
3-7-0	0-0-0		0-0-		AWAY		0-3-0		1-3-0		2-1-0				
4-3-0	0-0-0		0-0-0		NEUTRAL		1-3-0		0-0-0		3-0-0				
8-13-0	0-0-0		0-0-0		CONFERENCE		0-0-0		2-4-0		6-9-0				
3-9-0	0-0-0		0-0-0		HOME		0-0-0		1-2-0		2-7-0				
3-3-0	0-0-0		0-0-0		AWAY		0-0-0		1-2-0		2-1-0				
2-1-0	0-0-0		0-0-0		NEUTRAL		0-0-0		0-0-0		2-1-0				
RPI	S	Opponent	Score	RPI	S	Opponent	Score	RPI	S	Opponent	Score	RPI	S	Opponent	Score
						86 N	Tulane	1	5	107 H	Harvard	3		11	
						97 N	Bradley	2	10	107 H	Harvard	1		2	
						97 N	Bradley	6	2	107 H	Harvard	15		7	
						97 N	Bradley	3	6	135 A	UTSA	0		10	
						99 A	South Fla.	1	16	135 A	UTSA	5		9	
						99 A	South Fla.	3	7	135 A	UTSA	3		12	
						99 A	South Fla.	1	4	135 A	UTSA	4		3	
										144 A	Columbia	1		11	
										144 A	Columbia	9		23	
										144 A	Columbia	23		1	
										153 H	Yale	4		7	
										153 H	Yale	0		4	
										153 H	Yale	7		5	
										180 H	Penn	15		21	
										180 H	Penn	3		15	
										180 H	Penn	1		13	
										187 A	Holy Cross	10		16	
										192 H	Maine	7		8	
										203 H	Cornell	6		8	
										203 H	Cornell	1		2	
										203 H	Cornell	6		1	
						LAST 10 GAMES				207 A	Quinnipiac	9		2	
						203 H	Cornell	6	1	224 A	Brown	7		5	
						203 H	Cornell	1	2	224 A	Brown	6		4	
						203 H	Cornell	6	8	224 A	Brown	6		13	
						192 H	Maine	7	8	230 N	Princeton	10		8	
						153 H	Yale	0	4	230 N	Princeton	23		3	

Non-Div. I Games: Wayne St. (MI)

2	3	Middlebury	7	15
---	---	------------	---	----

Dartmouth

RPI	S	Opponent	Score	
230	N	Princeton	2	8
244	N	Saint Joseph's	4	2
258	A	Siena	6	4
290	N	Fairleigh Dickinson	6	1
290	N	Fairleigh Dickinson	4	3

Dartmouth

D
a
r
t
m
o
u
t
h

D
a
r
t
m
o
u
t
h

Average RPI Win:	209	WON-LOST RECORD	WINNING PCT. RANK	LAST 10 GAMES	STRENGTH OF SCHEDULE	OPP. STRENGTH OF SCHEDULE	TEAM RPI	ADJ RPI	CONF. RPI	ADJ CONF. RPI	
Average RPI Loss:	177										
DIV. I ONLY	19-32-0	.37255	238	3-7-0	201	253	254	.44046	253	20	19
DIV. I NON-CONF.	14-16-0	.46667	164	1-1-0	241	272	236	.45189	236	22	22
<hr/>											
TOTALS	RPI 1-25	RPI 26-50		W-L RECORDS	RPI 51-100		RPI 101-150		RPI 150+		
19-32-0	0-1-0	0-0-0		OVERALL	2-3-0		3-6-0		14-22-0		
13-13-0	0-0-0	0-0-0		HOME	1-1-0		1-3-0		11-9-0		
3-19-0	0-1-0	0-0-0		AWAY	0-2-0		2-3-0		1-13-0		
3-0-0	0-0-0	0-0-0		NEUTRAL	1-0-0		0-0-0		2-0-0		
<hr/>											
14-16-0	0-1-0	0-0-0		NON-CONFERENCE	2-3-0		0-3-0		12-9-0		
10-7-0	0-0-0	0-0-0		HOME	1-1-0		0-1-0		9-5-0		
1-9-0	0-1-0	0-0-		AWAY	0-2-0		0-2-0		1-4-0		
3-0-0	0-0-0	0-0-0		NEUTRAL	1-0-0		0-0-0		2-0-0		
<hr/>											
5-16-0	0-0-0	0-0-0		CONFERENCE	0-0-0		3-3-0		2-13-0		
3-6-0	0-0-0	0-0-0		HOME	0-0-0		1-2-0		2-4-0		
2-10-0	0-0-0	0-0-0		AWAY	0-0-0		2-1-0		0-9-0		
0-0-0	0-0-0	0-0-0		NEUTRAL	0-0-0		0-0-0		0-0-0		
<hr/>											
RPI S	Opponent	Score	RPI S	Opponent	Score	RPI S	Opponent	Score	RPI S	Opponent	Score
24 A	NC State	3 18				71 A	UNC Greensboro	0 8	127 A	Winthrop	1 3
						71 A	UNC Greensboro	2 4	127 A	Winthrop	0 7
						79 N	Iowa	7 2	141 H	Navy	12 18
						80 H	Maryland	9 5	143 A	Rhode Island	6 7
						87 H	William & Mary	1 5	143 A	Rhode Island	3 1
									143 A	Rhode Island	3 1
									146 H	Dayton	2 0
									146 H	Dayton	4 6
									146 H	Dayton	3 13
									159 A	James Madison	7 10
									159 H	James Madison	3 4
									165 A	Richmond	2 15
									165 A	Richmond	7 10
									165 A	Richmond	4 19
									174 H	Fordham	3 2
									174 H	Fordham	1 2
									174 H	Fordham	3 6
									193 N	Marshall	9 4
									194 A	Saint Louis	3 17
									194 A	Saint Louis	2 16
									194 A	Saint Louis	0 3
									217 H	George Washington	13 2
									217 H	George Washington	5 8
									217 H	George Washington	7 16
									227 H	Manhattan	6 3
									227 H	Manhattan	4 3
									227 H	Manhattan	2 3
<hr/>											
LAST 10 GAMES											
194 A	Saint Louis	2 16	174 H	Fordham	3 2	217 H	George Washington	5 8	217 H	George Washington	7 16
194 A	Saint Louis	3 17	174 H	Fordham	3 6	217 H	George Washington	7 16	227 H	Manhattan	6 3
194 A	Saint Louis	0 3	295 H	Mt. St. Mary's	14 13	227 H	Manhattan	4 3	227 H	Manhattan	2 3
159 H	James Madison	3 4	143 A	Rhode Island	6 7	227 H	Manhattan	2 3			
174 H	Fordham	1 2	143 A	Rhode Island	3 1						

Non-Div. I Games:

George Mason

RPI	S	Opponent	Score	
230	H	Princeton	6	0
230	H	Princeton	3	5
230	H	Princeton	7	6
234	H	Monmouth	3	9
234	H	Monmouth	10	7
234	H	Monmouth	3	7
244	A	Saint Joseph's	5	11
244	A	Saint Joseph's	3	14
244	A	Saint Joseph's	9	18
245	A	Georgetown	1	4
245	H	Georgetown	7	4
248	A	Towson	3	8
248	H	Towson	6	2
263	A	UMBC	3	9
283	N	Villanova	12	5
291	A	Longwood	4	3
291	H	Longwood	4	3
295	H	Mt. St. Mary's	14	13

George Mason

G
e
o
r
g
e
M
a
s
o
n

G
e
o
r
g
e
M
a
s
o
n

Average RPI Win:	274	WON-LOST RECORD	WINNING PCT. RANK	LAST 10 GAMES	STRENGTH OF SCHEDULE	OPP. STRENGTH OF SCHEDULE	TEAM RPI	ADJ RPI	CONF. RPI	ADJ CONF. RPI		
Average RPI Loss:	244											
DIV. I ONLY	24-22-0	.52174	134	4-6-0	297	296	255	.4404	254	30	30	
DIV. I NON-CONF.	6-12-0	.33333	224	0-3-0	247	293	262	.43333	262	31	31	
<hr/>												
TOTALS	RPI 1-25	RPI 26-50		W-L RECORDS		RPI 51-100		RPI 101-150		RPI 150+		
24-22-0	0-0-0	0-0-0		OVERALL		0-0-0		0-2-0		24-20-0		
11-5-0	0-0-0	0-0-0		HOME		0-0-0		0-0-0		11-5-0		
11-16-0	0-0-0	0-0-0		AWAY		0-0-0		0-2-0		11-14-0		
2-1-0	0-0-0	0-0-0		NEUTRAL		0-0-0		0-0-0		2-1-0		
<hr/>												
6-12-0	0-0-0	0-0-0		NON-CONFERENCE		0-0-0		0-2-0		6-10-0		
1-3-0	0-0-0	0-0-0		HOME		0-0-0		0-0-0		1-3-0		
3-8-0	0-0-0	0-0-		AWAY		0-0-0		0-2-0		3-6-0		
2-1-0	0-0-0	0-0-0		NEUTRAL		0-0-0		0-0-0		2-1-0		
<hr/>												
18-10-0	0-0-0	0-0-0		CONFERENCE		0-0-0		0-0-0		18-10-0		
10-2-0	0-0-0	0-0-0		HOME		0-0-0		0-0-0		10-2-0		
8-8-0	0-0-0	0-0-0		AWAY		0-0-0		0-0-0		8-8-0		
0-0-0	0-0-0	0-0-0		NEUTRAL		0-0-0		0-0-0		0-0-0		
<hr/>												
RPI	S	Opponent	Score	RPI	S	Opponent	Score	RPI	S	Opponent	Score	
								141	A	Navy	4	5
								141	A	Navy	3	5
								201	A	Charlotte	9	3
								201	A	Charlotte	4	14
								201	A	Charlotte	3	7
								214	N	Albany (NY)	15	3
								214	N	Albany (NY)	6	2
								214	N	Albany (NY)	0	4
								217	A	George Washington	2	12
								217	H	George Washington	1	7
								245	A	Georgetown	5	14
								245	H	Georgetown	3	4
								248	A	Towson	5	2
								262	A	Norfolk St.	3	4
								262	A	Norfolk St.	0	6
								262	A	Norfolk St.	5	0
								262	H	Norfolk St.	12	6
								262	H	Norfolk St.	7	8
								262	H	Norfolk St.	5	3
								263	A	UMBC	4	8
263	H	UMBC	2	16								
								271	A	Lehigh	3	12
								274	A	Delaware St.	10	5
								274	A	Delaware St.	12	11
								274	A	Delaware St.	1	5
								274	A	Delaware St.	2	6
								274	A	Delaware St.	1	18
								271	A	Lehigh	3	12
								262	A	Norfolk St.	5	0
								274	A	Delaware St.	1	18

Non-Div. I Games:

Coppin St.

RPI	S	Opponent	Score	
274	A	Delaware St.	4	5
274	H	Delaware St.	11	5
274	H	Delaware St.	0	10
274	H	Delaware St.	14	4
284	A	Savannah St.	11	5
284	A	Savannah St.	8	7
284	A	Savannah St.	10	8
284	A	Savannah St.	3	10
295	A	Mt. St. Mary's	4	2
295	H	Mt. St. Mary's	13	10
298	A	UMES	5	4
298	A	UMES	2	3
298	A	UMES	8	1
298	H	UMES	9	2
298	H	UMES	17	5
298	H	UMES	9	7
298	H	UMES	11	7
298	H	UMES	12	2
298	H	UMES	14	4

Coppin St.

C
o
p
p
i
n
s
t
.

C
o
p
p
i
n
s
t
.

S
o
u
t
h
e
a
s
t
M
o
.
S
t
.

Southeast Mo. St.

RPI	S	Opponent	Score	
199	H	Eastern Ky.	3	6
199	H	Eastern Ky.	3	2
200	A	Belmont	10	6
200	A	Belmont	3	1
200	A	Belmont	7	8
212	H	Western Mich.	8	4
212	H	Western Mich.	9	8
212	H	Western Mich.	5	1
222	H	Tennessee Tech	9	4
222	H	Tennessee Tech	8	13
222	H	Tennessee Tech	3	9
237	H	Western Ill.	14	2
237	H	Western Ill.	2	5
237	H	Western Ill.	2	9
241	A	SIUE	3	9
241	A	SIUE	2	3
241	A	SIUE	8	6
297	H	Purdue Fort Wayne	14	1
297	H	Purdue Fort Wayne	10	1
297	H	Purdue Fort Wayne	12	4

Southeast Mo. St.
.
S
t
.
.

S
o
u
t
h
e
a
s
t
M
o
.
S
t
.
.

Average RPI Win:	255	WON-LOST	WINNING	LAST 10	STRENGTH OF	OPP. STRENGTH	TEAM	ADJ	CONF.	ADJ CONF.	
Average RPI Loss:	177	RECORD	PCT. RANK	GAMES	SCHEDULE	OF SCHEDULE	RPI	RPI	RPI	RPI	
DIV. I ONLY	22-22-0	.5	149	6-4-0	272	290	244	.4393	256	31	31
DIV. I NON-CONF.	5-13-0	.27778	255	2-1-0	69	124	206	.46356	219	30	30
<hr/>											
TOTALS	RPI 1-25	RPI 26-50		W-L RECORDS		RPI 51-100		RPI 101-150		RPI 150+	
22-22-0	0-3-0	0-0-0		OVERALL		1-4-0		1-3-0		20-12-0	
10-11-0	0-0-0	0-0-0		HOME		0-3-0		1-2-0		9-6-0	
12-11-0	0-3-0	0-0-0		AWAY		1-1-0		0-1-0		11-6-0	
0-0-0	0-0-0	0-0-0		NEUTRAL		0-0-0		0-0-0		0-0-0	
5-13-0	0-3-0	0-0-0		NON-CONFERENCE		1-4-0		1-3-0		3-3-0	
2-6-0	0-0-0	0-0-0		HOME		0-3-0		1-2-0		1-1-0	
3-7-0	0-3-0	0-0-		AWAY		1-1-0		0-1-0		2-2-0	
0-0-0	0-0-0	0-0-0		NEUTRAL		0-0-0		0-0-0		0-0-0	
17-9-0	0-0-0	0-0-0		CONFERENCE		0-0-0		0-0-0		17-9-0	
8-5-0	0-0-0	0-0-0		HOME		0-0-0		0-0-0		8-5-0	
9-4-0	0-0-0	0-0-0		AWAY		0-0-0		0-0-0		9-4-0	
0-0-0	0-0-0	0-0-0		NEUTRAL		0-0-0		0-0-0		0-0-0	
RPI	S	Opponent	Score	RPI	S	Opponent	Score	RPI	S	Opponent	Score
3	A	Mississippi St.	4 17					60	H	Boston College	3 7
16	A	Miami (FL)	1 8					60	H	Boston College	2 11
16	A	Miami (FL)	3 4					60	H	Boston College	5 9
								75	A	Kansas	8 7
								75	A	Kansas	1 2

Jackson St.

Average RPI Win: 254		WON-LOST	WINNING	LAST 10	STRENGTH OF		OPP. STRENGTH	TEAM	ADJ	CONF.	ADJ CONF.
Average RPI Loss: 185		RECORD	PCT. RANK	GAMES	SCHEDULE		OF SCHEDULE	RPI	RPI	RPI	RPI
DIV. I ONLY		22-31-0	.41509	219	4-6-0		241	270	257	.43871	257
DIV. I NON-CONF.		8-21-0	.27586	256	0-4-0		200	265	273	.42	273
TOTALS		RPI 1-25	RPI 26-50		W-L RECORDS		RPI 51-100		RPI 101-150		RPI 150+
22-31-0	0-1-0	0-1-0		OVERALL		0-2-0		0-8-0		22-19-0	
15-12-0	0-1-0	0-0-0		HOME		0-1-0		0-3-0		15-7-0	
7-16-0	0-0-0	0-1-0		AWAY		0-1-0		0-5-0		7-9-0	
0-3-0	0-0-0	0-0-0		NEUTRAL		0-0-0		0-0-0		0-3-0	
8-21-0	0-1-0	0-1-0		NON-CONFERENCE		0-2-0		0-8-0		8-9-0	
6-9-0	0-1-0	0-0-0		HOME		0-1-0		0-3-0		6-4-0	
2-9-0	0-0-0	0-0-0		AWAY		0-1-0		0-5-0		2-2-0	
0-3-0	0-0-0	0-0-0		NEUTRAL		0-0-0		0-0-0		0-3-0	
14-10-0	0-0-0	0-0-0		CONFERENCE		0-0-0		0-0-0		14-10-0	
9-3-0	0-0-0	0-0-0		HOME		0-0-0		0-0-0		9-3-0	
5-7-0	0-0-0	0-0-0		AWAY		0-0-0		0-0-0		5-7-0	
0-0-0	0-0-0	0-0-0		NEUTRAL		0-0-0		0-0-0		0-0-0	
RPI S	Opponent	Score		RPI S	Opponent	Score		RPI S	Opponent	Score	
15 H	Missouri	3	5	33 A	Florida	1	12	74 A	Jacksonville	9	10
								74 H	Jacksonville	2	5
								103 A	North Florida	1	9
								103 A	North Florida	0	4
								103 A	North Florida	2	10
								103 H	North Florida	7	13
								145 A	Mercer	1	5
								145 A	Mercer	3	16
								145 H	Mercer	7	10
								145 H	Mercer	6	7
								168 A	FIU	3	2
								168 A	FIU	6	8
								173 H	Wofford	11	14
								173 H	Wofford	2	1
								173 H	Wofford	9	4
								190 A	N.C. A&T	2	9
								190 A	N.C. A&T	4	5
								190 A	N.C. A&T	9	7
								190 H	N.C. A&T	2	5
								190 H	N.C. A&T	3	15
								190 H	N.C. A&T	9	0
								199 N	Eastern Ky.	2	11
								211 N	Southern U.	3	6
								256 H	Jackson St.	6	5
								256 H	Jackson St.	8	11
								256 H	Jackson St.	7	6
								267 A	Bethune-Cookman	1	7
								267 A	Bethune-Cookman	6	7
								267 A	Bethune-Cookman	6	3
LAST 10 GAMES				190 A	N.C. A&T	2	9	273 H	N.C. Central	11	1
				190 A	N.C. A&T	4	5	273 H	N.C. Central	3	0
				190 A	N.C. A&T	9	7	103 A	North Florida	2	10
				103 H	North Florida	7	13	103 A	North Florida	0	4
				273 H	N.C. Central	7	6	103 A	North Florida	1	9

Non-Div. I Games:

Florida A&M

RPI	S	Opponent	Score	
267	H	Bethune-Cookman	6	5
267	H	Bethune-Cookman	2	8
267	H	Bethune-Cookman	6	4
268	A	Alabama St.	8	5
268	A	Alabama St.	4	9
273	A	N.C. Central	8	9
273	A	N.C. Central	4	7
273	A	N.C. Central	5	8
273	H	N.C. Central	11	1
273	H	N.C. Central	3	0
273	H	N.C. Central	7	6
284	A	Savannah St.	11	7
284	A	Savannah St.	7	5
284	A	Savannah St.	7	5
284	H	Savannah St.	6	3
284	H	Savannah St.	8	6
284	H	Savannah St.	10	0
292	N	Ark.-Pine Bluff	1	11
293	H	Alcorn	11	7
293	H	Alcorn	8	7
293	H	Alcorn	4	5
293	H	Alcorn	7	8

Florida A&M

F
l
o
r
i
d
a

A
&
M

F
l
o
r
i
d
a

A
&
M

Average RPI Win:	236	WON-LOST RECORD	WINNING PCT. RANK	LAST 10 GAMES	STRENGTH OF SCHEDULE	OPP. STRENGTH OF SCHEDULE	TEAM RPI	ADJ RPI	CONF. RPI	ADJ CONF. RPI	
Average RPI Loss:	174										
DIV. I ONLY	17-30-0	.3617	245	6-4-0	231	269	258	.4383	258	28	28
DIV. I NON-CONF.	6-20-0	.23077	265	1-3-0	151	252	250	.44181	250	27	27
<hr/>											
TOTALS	RPI 1-25	RPI 26-50		W-L RECORDS	RPI 51-100		RPI 101-150		RPI 150+		
17-30-0	0-0-0	0-3-0		OVERALL	0-1-0		2-5-0		15-21-0		
10-9-0	0-0-0	0-0-0		HOME	0-0-0		1-2-0		9-7-0		
7-21-0	0-0-0	0-3-0		AWAY	0-1-0		1-3-0		6-14-0		
0-0-0	0-0-0	0-0-0		NEUTRAL	0-0-0		0-0-0		0-0-0		
<hr/>											
6-20-0	0-0-0	0-3-0		NON-CONFERENCE	0-1-0		2-5-0		4-11-0		
2-5-0	0-0-0	0-0-0		HOME	0-0-0		1-2-0		1-3-0		
4-15-0	0-0-0	0-0-		AWAY	0-1-0		1-3-0		3-8-0		
0-0-0	0-0-0	0-0-0		NEUTRAL	0-0-0		0-0-0		0-0-0		
<hr/>											
11-10-0	0-0-0	0-0-0		CONFERENCE	0-0-0		0-0-0		11-10-0		
8-4-0	0-0-0	0-0-0		HOME	0-0-0		0-0-0		8-4-0		
3-6-0	0-0-0	0-0-0		AWAY	0-0-0		0-0-0		3-6-0		
0-0-0	0-0-0	0-0-0		NEUTRAL	0-0-0		0-0-0		0-0-0		
<hr/>											
RPI S	Opponent	Score	RPI S	Opponent	Score	RPI S	Opponent	Score	RPI S	Opponent	Score
			43 A	UCF	2 3	60 A	Boston College	5 7	124 A	FGCU	6 17
			43 A	UCF	1 7				124 A	FGCU	8 18
			43 A	UCF	1 5				124 A	FGCU	2 1
									124 A	FGCU	0 8
									140 H	Northeastern	0 11
									140 H	Northeastern	4 3
									140 H	Northeastern	4 6
									171 H	Army West Point	1 6
									174 A	Fordham	4 5
									174 H	Fordham	12 0
									178 A	UNCW	3 10
									178 A	UNCW	2 7
									178 A	UNCW	1 2
									184 A	Canisius	12 14
									184 A	Canisius	3 4
									184 A	Canisius	4 5
									189 A	Binghamton	1 8
									196 H	Fairfield	2 4
									196 H	Fairfield	3 0
									196 H	Fairfield	4 6
									207 H	Quinnipiac	3 2
									207 H	Quinnipiac	3 4
									207 H	Quinnipiac	5 4
									208 A	Stetson	8 7
									208 A	Stetson	5 0
									208 A	Stetson	2 3
									218 H	Central Conn. St.	1 8
<hr/>											
LAST 10 GAMES											
			281 H	Niagara	7 9	140 H	Northeastern	4 3			
			281 H	Niagara	2 1	140 H	Northeastern	4 6			
			281 H	Niagara	17 14	282 H	Iona	8 7			
			189 A	Binghamton	1 8	282 H	Iona	3 2			
			140 H	Northeastern	0 11	282 H	Iona	4 1			

Non-Div. I Games:

Siena

RPI	S	Opponent	Score	
227	A	Manhattan	7	10
227	A	Manhattan	4	8
227	A	Manhattan	1	2
247	A	LIU Brooklyn	2	13
252	H	Dartmouth	4	6
276	A	Bowling Green	9	7
276	A	Bowling Green	1	3
281	H	Niagara	2	1
281	H	Niagara	17	14
281	H	Niagara	7	9
282	H	Iona	4	1
282	H	Iona	8	7
282	H	Iona	3	2
287	A	Rider	13	4
287	A	Rider	9	8
287	A	Rider	7	2

Siena

S
i
e
n
a

S
i
e
n
a

Average RPI Win:	199	WON-LOST RECORD	WINNING PCT. RANK	LAST 10 GAMES	STRENGTH OF SCHEDULE	OPP. STRENGTH OF SCHEDULE	TEAM RPI	ADJ RPI	CONF. RPI	ADJ CONF. RPI		
Average RPI Loss:	190											
DIV. I ONLY	17-33-0	.34	251	2-8-0	239	257	259	.43774	259	24	24	
DIV. I NON-CONF.	13-15-0	.46429	165	1-1-0	226	263	169	.48776	169	24	24	
<hr/>												
TOTALS	RPI 1-25	RPI 26-50		W-L RECORDS	RPI 51-100		RPI 101-150		RPI 150+			
17-33-0	0-0-0	0-1-0		OVERALL	1-1-0		5-10-0		11-21-0			
5-9-0	0-0-0	0-0-0		HOME	0-0-0		2-5-0		3-4-0			
8-23-0	0-0-0	0-1-0		AWAY	0-1-0		3-5-0		5-16-0			
4-1-0	0-0-0	0-0-0		NEUTRAL	1-0-0		0-0-0		3-1-0			
13-15-0	0-0-0	0-1-0		NON-CONFERENCE	1-1-0		3-3-0		9-10-0			
2-2-0	0-0-0	0-0-0		HOME	0-0-0		0-1-0		2-1-0			
7-12-0	0-0-0	0-0-		AWAY	0-1-0		3-2-0		4-8-0			
4-1-0	0-0-0	0-0-0		NEUTRAL	1-0-0		0-0-0		3-1-0			
4-18-0	0-0-0	0-0-0		CONFERENCE	0-0-0		2-7-0		2-11-0			
3-7-0	0-0-0	0-0-0		HOME	0-0-0		2-4-0		1-3-0			
1-11-0	0-0-0	0-0-0		AWAY	0-0-0		0-3-0		1-8-0			
0-0-0	0-0-0	0-0-0		NEUTRAL	0-0-0		0-0-0		0-0-0			
RPI S	Opponent	Score	RPI S	Opponent	Score	RPI S	Opponent	Score	RPI S	Opponent	Score	
			48 A	Michigan	2 8	81 A	Wright St.	5 10	113 H	Central Mich.	3 18	
						94 N	Bryant	6 2	113 H	Central Mich.	4 3	
									113 H	Central Mich.	1 7	
									126 A	Kent St.	5 11	
									126 A	Kent St.	2 5	
									126 A	Kent St.	3 6	
									127 A	Winthrop	3 17	
									127 A	Winthrop	8 7	
									127 A	Winthrop	5 4	
									146 A	Dayton	10 9	
									146 H	Dayton	9 12	
									147 H	Miami (OH)	7 5	
									147 H	Miami (OH)	2 3	
									147 H	Miami (OH)	6 10	
									148 A	Ohio St.	4 9	
									154 A	Lipscomb	6 12	
									162 A	Michigan St.	2 4	
									163 A	Davidson	13 5	
									163 A	Davidson	5 11	
									163 A	Davidson	2 3	
									165 A	Richmond	4 6	
									178 A	UNCW	5 3	
									178 A	UNCW	5 13	
									200 A	Belmont	2 5	
									200 A	Belmont	10 7	
									207 N	Quinnipiac	9 8	
									212 H	Western Mich.	3 6	
<hr/>												
LAST 10 GAMES												
	297 H	Purdue Fort Wayne	13	8	126 A	Kent St.	2	5	178 A	UNCW	5	13
	228 H	Northern Ill.	2	3	126 A	Kent St.	5	11	200 A	Belmont	2	5
	228 H	Northern Ill.	0	4	126 A	Kent St.	3	6	200 A	Belmont	10	7
	228 H	Northern Ill.	5	4	288 A	Eastern Mich.	5	6	207 N	Quinnipiac	9	8
	242 H	Butler	3	8	288 A	Eastern Mich.	3	5	212 H	Western Mich.	3	6

Non-Div. I Games:

Toledo

RPI	S	Opponent	Score	
228	H	Northern Ill.	0	4
228	H	Northern Ill.	2	3
228	H	Northern Ill.	5	4
238	A	Ohio	2	5
238	A	Ohio	5	16
238	A	Ohio	12	8
242	H	Butler	3	8
266	H	Oakland	19	8
276	A	Bowling Green	6	10
276	A	Bowling Green	5	6
276	A	Bowling Green	6	9
277	A	Youngstown St.	3	5
280	N	Bucknell	15	6
280	N	Bucknell	7	8
280	N	Bucknell	10	1
288	A	Eastern Mich.	5	6
288	A	Eastern Mich.	3	5
288	A	Eastern Mich.	5	6
297	A	Purdue Fort Wayne	11	7
297	H	Purdue Fort Wayne	13	8

Toledo

T
o
l
e
d
o

T
o
l
e
d
o

Average RPI Win:	214	WON-LOST RECORD	WINNING PCT. RANK	LAST 10 GAMES	STRENGTH OF SCHEDULE	OPP. STRENGTH OF SCHEDULE	TEAM RPI	ADJ RPI	CONF. RPI	ADJ CONF. RPI				
DIV. I ONLY		15-33-0	.3125	264	2-8-0	193	194	260	.43751	260	21	21		
DIV. I NON-CONF.		7-17-0	.29167	243	2-2-0	169	185	234	.45453	234	18	18		
<hr/>														
TOTALS	RPI 1-25	RPI 26-50		W-L RECORDS		RPI 51-100		RPI 101-150		RPI 150+				
15-33-0	0-2-0	0-0-0		OVERALL		2-7-0		1-5-0		12-19-0				
9-13-0	0-0-0	0-0-0		HOME		0-0-0		1-5-0		8-8-0				
5-18-0	0-2-0	0-0-0		AWAY		2-7-0		0-0-0		3-9-0				
1-2-0	0-0-0	0-0-0		NEUTRAL		0-0-0		0-0-0		1-2-0				
7-17-0	0-2-0	0-0-0		NON-CONFERENCE		1-5-0		0-0-0		6-10-0				
2-5-0	0-0-0	0-0-0		HOME		0-0-0		0-0-0		2-5-0				
4-10-0	0-2-0	0-0-		AWAY		1-5-0		0-0-0		3-3-0				
1-2-0	0-0-0	0-0-0		NEUTRAL		0-0-0		0-0-0		1-2-0				
8-16-0	0-0-0	0-0-0		CONFERENCE		1-2-0		1-5-0		6-9-0				
7-8-0	0-0-0	0-0-0		HOME		0-0-0		1-5-0		6-3-0				
1-8-0	0-0-0	0-0-0		AWAY		1-2-0		0-0-0		0-6-0				
0-0-0	0-0-0	0-0-0		NEUTRAL		0-0-0		0-0-0		0-0-0				
RPI	S	Opponent	Score		RPI	S	Opponent	Score		RPI	S	Opponent	Score	
10	A	Tennessee	2	7						63	A	Campbell	1	21
10	A	Tennessee	4	8						117	H	Radford	3	18
										63	A	Campbell	3	0
										63	A	Campbell	3	6
										67	A	Ga. Southern	1	5
										67	A	Ga. Southern	14	9
										67	A	Ga. Southern	0	14
										127	H	Winthrop	1	9
										127	H	Winthrop	3	4
										127	H	Winthrop	12	2
										91	A	Col. of Charleston	5	6
										151	A	High Point	2	10
										91	A	Col. of Charleston	0	9
										151	A	High Point	3	11
										151	A	High Point	4	9
										160	A	Presbyterian	2	7
										160	A	Presbyterian	2	6
										160	A	Presbyterian	2	4
										161	A	ETSU	6	7
										161	H	ETSU	8	10
										170	A	Furman	4	3
										170	H	Furman	2	3
										173	A	Wofford	2	14
										173	H	Wofford	1	12
										177	A	Western Caro.	11	8
										177	H	Western Caro.	4	16
										185	A	Appalachian St.	13	7
										185	H	Appalachian St.	2	8
										201	A	Charlotte	2	5
										236	H	USC Upstate	9	5
										236	H	USC Upstate	7	6
										236	H	USC Upstate	2	10
										250	H	Charleston So.	11	4
LAST 10 GAMES					LAST 10 GAMES					LAST 10 GAMES				

Non-Div. I Games:

UNC Asheville

RPI	S	Opponent	Score	
250	H	Charleston So.	2	8
250	H	Charleston So.	2	3
263	N	UMBC	2	3
263	N	UMBC	17	14
263	N	UMBC	0	12
282	H	Iona	9	2
282	H	Iona	7	3
291	H	Longwood	11	8
291	H	Longwood	14	3
291	H	Longwood	11	8

UNC Asheville

U
N
C
A
s
h
e
v
i
l
l
e

U
N
C
A
s
h
e
v
i
l
l
e

Average RPI Win:	251	WON-LOST RECORD	WINNING PCT. RANK	LAST 10 GAMES	STRENGTH OF SCHEDULE	OPP. STRENGTH OF SCHEDULE	TEAM RPI	ADJ RPI	CONF. RPI	ADJ CONF. RPI					
DIV. I ONLY		15-30-0	.33333	254	1-9-0	211	283	261	.43637	261	29	29			
DIV. I NON-CONF.		7-17-0	.29167	243	1-3-0	152	266	233	.45502	233	29	29			
<hr/>															
TOTALS	RPI 1-25	RPI 26-50		W-L RECORDS		RPI 51-100		RPI 101-150		RPI 150+					
15-30-0	0-0-0	0-2-0		OVERALL		0-6-0		1-5-0		14-17-0					
6-12-0	0-0-0	0-0-0		HOME		0-3-0		0-2-0		6-7-0					
9-17-0	0-0-0	0-2-0		AWAY		0-3-0		1-3-0		8-9-0					
0-1-0	0-0-0	0-0-0		NEUTRAL		0-0-0		0-0-0		0-1-0					
7-17-0	0-0-0	0-2-0		NON-CONFERENCE		0-3-0		1-5-0		6-7-0					
3-3-0	0-0-0	0-0-0		HOME		0-0-0		0-2-0		3-1-0					
4-13-0	0-0-0	0-0-		AWAY		0-3-0		1-3-0		3-5-0					
0-1-0	0-0-0	0-0-0		NEUTRAL		0-0-0		0-0-0		0-1-0					
8-13-0	0-0-0	0-0-0		CONFERENCE		0-3-0		0-0-0		8-10-0					
3-9-0	0-0-0	0-0-0		HOME		0-3-0		0-0-0		3-6-0					
5-4-0	0-0-0	0-0-0		AWAY		0-0-0		0-0-0		5-4-0					
0-0-0	0-0-0	0-0-0		NEUTRAL		0-0-0		0-0-0		0-0-0					
RPI	S	Opponent	Score	RPI	S	Opponent	Score	RPI	S	Opponent	Score				
				44	A	Virginia	9 18	94	H	Bryant	6 8				
				44	A	Virginia	0 14	94	H	Bryant	4 5				
								94	H	Bryant	2 3				
								95	A	San Diego	1 3				
								95	A	San Diego	0 14				
								95	A	San Diego	9 15				
										108	A	Elon	6 10		
										108	A	Elon	7 6		
										108	A	Elon	6 16		
										121	A	St. John's (NY)	5 6		
										131	H	Stony Brook	2 4		
										131	H	Stony Brook	5 6		
										161	A	ETSU	1 7		
										161	A	ETSU	1 6		
										161	A	ETSU	3 4		
										174	A	Fordham	3 2		
										179	A	Rutgers	10 11		
										183	H	Seton Hall	7 11		
										183	N	Seton Hall	0 10		
										218	A	Central Conn. St.	3 10		
										218	A	Central Conn. St.	4 2		
										218	A	Central Conn. St.	6 7		
										218	H	Central Conn. St.	0 5		
										218	H	Central Conn. St.	1 3		
										218	H	Central Conn. St.	2 7		
										227	H	Manhattan	3 2		
										234	A	Monmouth	13 4		
										234	A	Monmouth	2 6		
										246	A	Sacred Heart	7 4		
										246	A	Sacred Heart	8 11		
										246	A	Sacred Heart	5 4		
										247	H	LIU Brooklyn	6 4		
										247	H	LIU Brooklyn	8 14		
LAST 10 GAMES															
				131	H	Stony Brook	5 6	218	H	Central Conn. St.	2 7	246	A	Sacred Heart	7 4
				131	H	Stony Brook	2 4	94	H	Bryant	2 3	246	A	Sacred Heart	8 11
				121	A	St. John's (NY)	5 6	94	H	Bryant	6 8	246	A	Sacred Heart	5 4
				218	H	Central Conn. St.	0 5	94	H	Bryant	4 5	247	H	LIU Brooklyn	6 4
				218	H	Central Conn. St.	1 3	227	H	Manhattan	3 2	247	H	LIU Brooklyn	8 14

Non-Div. I Games:

Wagner

RPI	S	Opponent	Score	
247	H	LIU Brooklyn	0	5
287	H	Rider	9	1
295	A	Mt. St. Mary's	8	2
295	A	Mt. St. Mary's	8	4
295	A	Mt. St. Mary's	8	9
295	H	Mt. St. Mary's	9	8
295	H	Mt. St. Mary's	5	6
295	H	Mt. St. Mary's	4	0
299	A	Saint Peter's	17	6
299	H	Saint Peter's	13	3

Wagner

W
a
g
n
e
r

W
a
g
n
e
r

Average RPI Win:	281	WON-LOST	WINNING	LAST 10	STRENGTH OF	OPP. STRENGTH	TEAM	ADJ	CONF.	ADJ CONF.	
Average RPI Loss:	203	RECORD	PCT. RANK	GAMES	SCHEDULE	OF SCHEDULE	RPI	RPI	RPI	RPI	
DIV. I ONLY	22-24-0	.47826	174	6-4-0	276	293	263	.43623	262	30	30
DIV. I NON-CONF.	1-14-0	.06667	295	0-1-0	196	233	294	.38452	292	31	31
<hr/>											
TOTALS	RPI 1-25	RPI 26-50		W-L RECORDS		RPI 51-100		RPI 101-150		RPI 150+	
22-24-0	0-0-0	0-1-0		OVERALL		0-4-0		0-0-0		22-19-0	
14-9-0	0-0-0	0-0-0		HOME		0-2-0		0-0-0		14-7-0	
8-15-0	0-0-0	0-1-0		AWAY		0-2-0		0-0-0		8-12-0	
0-0-0	0-0-0	0-0-0		NEUTRAL		0-0-0		0-0-0		0-0-0	
1-14-0	0-0-0	0-1-0		NON-CONFERENCE		0-4-0		0-0-0		1-9-0	
0-7-0	0-0-0	0-0-0		HOME		0-2-0		0-0-0		0-5-0	
1-7-0	0-0-0	0-0-		AWAY		0-2-0		0-0-0		1-4-0	
0-0-0	0-0-0	0-0-0		NEUTRAL		0-0-0		0-0-0		0-0-0	
21-10-0	0-0-0	0-0-0		CONFERENCE		0-0-0		0-0-0		21-10-0	
14-2-0	0-0-0	0-0-0		HOME		0-0-0		0-0-0		14-2-0	
7-8-0	0-0-0	0-0-0		AWAY		0-0-0		0-0-0		7-8-0	
0-0-0	0-0-0	0-0-0		NEUTRAL		0-0-0		0-0-0		0-0-0	
RPI	S	Opponent	Score	RPI	S	Opponent	Score	RPI	S	Opponent	Score
				44	A	Virginia	4 14	59	H	VCU	4 12
								66	A	Old Dominion	0 11
								87	A	William & Mary	6 16
								87	H	William & Mary	2 17
								159	A	James Madison	5 16
								159	A	James Madison	2 12
								159	A	James Madison	5 6
								165	A	Richmond	1 11
								207	H	Quinnipiac	4 14
								207	H	Quinnipiac	1 7
								223	H	NJIT	5 11
								223	H	NJIT	3 4
								254	A	Coppin St.	3 5
								254	A	Coppin St.	6 12
								254	A	Coppin St.	8 7
								254	H	Coppin St.	0 5
								254	H	Coppin St.	4 3
								254	H	Coppin St.	6 0
								273	A	N.C. Central	3 6
								273	A	N.C. Central	4 5
								273	A	N.C. Central	5 18
								273	H	N.C. Central	5 0
								274	A	Delaware St.	9 3
								274	A	Delaware St.	6 16
								274	A	Delaware St.	7 3
								274	H	Delaware St.	4 2
								274	H	Delaware St.	0 14
								274	H	Delaware St.	9 0
								274	H	Delaware St.	3 2
								274	H	Delaware St.	7 2
								274	H	Delaware St.	8 5
LAST 10 GAMES											
				273	A	N.C. Central	3 6	298	A	UMES	6 5
				273	A	N.C. Central	5 18	274	H	Delaware St.	3 2
				59	H	VCU	4 12	274	H	Delaware St.	4 2
				298	A	UMES	3 2	274	H	Delaware St.	0 14
				298	A	UMES	7 1	273	H	N.C. Central	5 0

Non-Div. I Games:

Norfolk St.




RPI	S	Opponent	Score	
284	H	Savannah St.	6	4
284	H	Savannah St.	5	2
284	H	Savannah St.	10	7
291	A	Longwood	10	4
291	H	Longwood	3	5
298	A	UMES	9	6
298	A	UMES	14	18
298	A	UMES	2	3
298	A	UMES	3	2
298	A	UMES	6	5
298	A	UMES	7	1
298	H	UMES	24	5
298	H	UMES	20	4
298	H	UMES	12	8

Norfolk St.

N
o
r
f
o
l
k
S
t
.

N
o
r
f
o
l
k
S
t
.

Non-Div. I Games:

 Tie,
  Loss,
  Non-Conf,
 S Site, H Home, A Away, N Neutral

Page 443

RPI	S	Opponent	Score	
229	A	Delaware	7	4
229	H	Delaware	6	15
245	A	Georgetown	3	4
245	H	Georgetown	1	6
248	A	Towson	7	8
248	H	Towson	2	7
249	A	La Salle	5	9
253	H	George Mason	9	3
254	A	Coppin St.	16	2
254	H	Coppin St.	8	4
260	N	UNC Asheville	14	17
260	N	UNC Asheville	12	0
260	N	UNC Asheville	3	2
274	N	Delaware St.	10	5
274	N	Delaware St.	5	6
274	N	Delaware St.	3	2
295	A	Mt. St. Mary's	9	4
295	A	Mt. St. Mary's	6	5
295	A	Mt. St. Mary's	10	4
295	A	Mt. St. Mary's	6	5
298	H	UMES	6	1

UMBC

U
M
B
C

U
M
B
C

Average RPI Win:	244	WON-LOST RECORD	WINNING PCT. RANK	LAST 10 GAMES	STRENGTH OF SCHEDULE	OPP. STRENGTH OF SCHEDULE	TEAM RPI	ADJ RPI	CONF. RPI	ADJ CONF. RPI	
DIV. I ONLY	16-22-0	.42105	215	7-3-0	273	281	265	.43481	264	27	27
DIV. I NON-CONF.	2-9-0	.18182	284	0	257	241	279	.41263	278	28	28
<hr/>											
TOTALS	RPI 1-25	RPI 26-50		W-L RECORDS	RPI 51-100		RPI 101-150		RPI 150+		
16-22-0	0-0-0	0-0-0		OVERALL	0-3-0		1-2-0		15-17-0		
7-5-0	0-0-0	0-0-0		HOME	0-0-0		0-0-0		7-5-0		
8-13-0	0-0-0	0-0-0		AWAY	0-3-0		1-2-0		7-8-0		
1-4-0	0-0-0	0-0-0		NEUTRAL	0-0-0		0-0-0		1-4-0		
<hr/>											
2-9-0	0-0-0	0-0-0		NON-CONFERENCE	0-3-0		1-2-0		1-4-0		
0-0-0	0-0-0	0-0-0		HOME	0-0-0		0-0-0		0-0-0		
2-7-0	0-0-0	0-0-		AWAY	0-3-0		1-2-0		1-2-0		
0-2-0	0-0-0	0-0-0		NEUTRAL	0-0-0		0-0-0		0-2-0		
<hr/>											
14-13-0	0-0-0	0-0-0		CONFERENCE	0-0-0		0-0-0		14-13-0		
7-5-0	0-0-0	0-0-0		HOME	0-0-0		0-0-0		7-5-0		
6-6-0	0-0-0	0-0-0		AWAY	0-0-0		0-0-0		6-6-0		
1-2-0	0-0-0	0-0-0		NEUTRAL	0-0-0		0-0-0		1-2-0		
<hr/>											
RPI S	Opponent	Score	RPI S	Opponent	Score	RPI S	Opponent	Score	RPI S	Opponent	Score
						70 A	Minnesota	3 4	150 A	Sacramento St.	9 1
						100 A	UTRGV	3 8	150 A	Sacramento St.	1 2
						100 A	UTRGV	4 6	150 A	Sacramento St.	3 8
									167 N	Portland	1 2
									167 N	Portland	5 8
									191 N	South Dakota St.	9 10
									191 N	South Dakota St.	6 2
									191 N	South Dakota St.	2 5
									205 A	Omaha	6 7
									205 A	Omaha	0 3
									205 A	Omaha	1 4
									205 H	Omaha	2 3
									205 H	Omaha	3 2
									205 H	Omaha	2 1
									219 A	Oral Roberts	3 9
									219 A	Oral Roberts	3 6
									219 A	Oral Roberts	3 2
									219 H	Oral Roberts	7 6
									219 H	Oral Roberts	7 8
									219 H	Oral Roberts	5 11
			237 A	Western Ill.	6 9						
			LAST 10 GAMES			237 A	Western Ill.	5 4			
			297 H	Purdue Fort Wayne	11 9	205 H	Omaha	2 3	237 A	Western Ill.	11 1
			297 H	Purdue Fort Wayne	20 7	237 H	Western Ill.	7 1	237 H	Western Ill.	8 7
			297 H	Purdue Fort Wayne	5 6	237 H	Western Ill.	8 7	237 H	Western Ill.	2 7
			205 H	Omaha	2 1	237 H	Western Ill.	2 7	237 H	Western Ill.	7 1
			205 H	Omaha	3 2	219 H	Oral Roberts	7 6	286 A	Northern Colo.	1 3

North Dakota St.

North Dakota St.

Average RPI Win:	258	WON-LOST	WINNING	LAST 10		STRENGTH OF	OPP. STRENGTH	TEAM		ADJ	CONF.	ADJ CONF.			
Average RPI Loss:	145	RECORD	PCT. RANK	GAMES		SCHEDULE	OF SCHEDULE	RPI		RPI	RPI	RPI			
DIV. I ONLY		14-31-0	.31111	265	5-5-0	217	262	262		.43456	265	31	31		
DIV. I NON-CONF.		1-20-0	.04762	296	0-3-0	13	85	256		.43458	256	30	30		
<hr/>															
TOTALS	RPI 1-25	RPI 26-50		W-L RECORDS		RPI 51-100		RPI 101-150		RPI 150+					
14-31-0	0-2-0	0-3-0		OVERALL		1-6-0		0-4-0		13-16-0					
7-5-0	0-0-0	0-0-0		HOME		0-0-0		0-0-0		7-5-0					
6-23-0	0-2-0	0-3-0		AWAY		0-3-0		0-4-0		6-11-0					
1-3-0	0-0-0	0-0-0		NEUTRAL		1-3-0		0-0-0		0-0-0					
<hr/>															
1-20-0	0-2-0	0-3-0		NON-CONFERENCE		1-6-0		0-4-0		0-5-0					
0-0-0	0-0-0	0-0-0		HOME		0-0-0		0-0-0		0-0-0					
0-17-0	0-2-0	0-0-		AWAY		0-3-0		0-4-0		0-5-0					
1-3-0	0-0-0	0-0-0		NEUTRAL		1-3-0		0-0-0		0-0-0					
<hr/>															
13-11-0	0-0-0	0-0-0		CONFERENCE		0-0-0		0-0-0		13-11-0					
7-5-0	0-0-0	0-0-0		HOME		0-0-0		0-0-0		7-5-0					
6-6-0	0-0-0	0-0-0		AWAY		0-0-0		0-0-0		6-6-0					
0-0-0	0-0-0	0-0-0		NEUTRAL		0-0-0		0-0-0		0-0-0					
<hr/>															
RPI	S	Opponent	Score	RPI	S	Opponent	Score	RPI	S	Opponent	Score	RPI	S	Opponent	Score
3	A	Mississippi St.	1 5	27	A	Baylor	3 13	54	A	Texas	3 17	102	A	New Mexico St.	2 20
21	A	LSU	5 16	27	A	Baylor	2 3	73	A	Kansas St.	5 11	102	A	New Mexico St.	8 24
				44	A	Oklahoma	2 10	75	N	Kansas	13 19	102	A	New Mexico St.	6 38
								75	N	Kansas	8 3	102	A	New Mexico St.	3 16
								75	N	Kansas	1 7	154	A	Lipscomb	2 17
								75	N	Kansas	0 1	154	A	Lipscomb	5 11
								86	A	Tulane	1 13	154	A	Lipscomb	1 11
												164	A	A&M-Corpus Christi	2 8
												211	A	Southern U.	6 16
												211	A	Southern U.	6 7
												211	A	Southern U.	6 5
												211	H	Southern U.	1 0
												211	H	Southern U.	7 8
												211	H	Southern U.	0 1
												216	A	Houston Baptist	4 6
												239	A	Grambling	7 3
												239	A	Grambling	2 12
												239	A	Grambling	2 6
												239	H	Grambling	4 8
												239	H	Grambling	2 7
												239	H	Grambling	11 8
				LAST 10 GAMES								292	A	Ark.-Pine Bluff	2 14
				73	A	Kansas St.	5 11	294	H	Prairie View	7 0	292	A	Ark.-Pine Bluff	9 6
				292	H	Ark.-Pine Bluff	4 6	294	H	Prairie View	14 3	292	A	Ark.-Pine Bluff	6 3
				292	H	Ark.-Pine Bluff	13 3	294	H	Prairie View	10 4	292	H	Ark.-Pine Bluff	13 3
				292	H	Ark.-Pine Bluff	11 1	164	A	A&M-Corpus Christi	2 8	292	H	Ark.-Pine Bluff	11 1
				216	A	Houston Baptist	4 6	211	A	Southern U.	6 16	292	H	Ark.-Pine Bluff	4 6
<hr/>															
Non-Div. I Games:	Wiley	5	1	Huston-Tillotson	15	8	Huston-Tillotson	2	3	Wiley	11	6	Texas Southern		

RPI	S	Opponent	Score	
294	A	Prairie View	34	2
294	A	Prairie View	7	5
294	A	Prairie View	3	5
294	H	Prairie View	7	0
294	H	Prairie View	14	3
294	H	Prairie View	10	4

Texas Southern

T
e
x
a
s
S
o
u
t
h
e
r
n

T
e
x
a
s
S
o
u
t
h
e
r
n

Average RPI Win:	230	WON-LOST RECORD	WINNING PCT. RANK	LAST 10 GAMES	STRENGTH OF SCHEDULE	OPP. STRENGTH OF SCHEDULE	TEAM RPI	ADJ RPI	CONF. RPI	ADJ CONF. RPI	
Average RPI Loss:	175										
DIV. I ONLY	11-33-0	.25	281	2-8-0	213	273	266	.43392	266	26	26
DIV. I NON-CONF.	2-18-0	.1	293	0-2-0	158	282	285	.39853	285	23	23
<hr/>											
TOTALS	RPI 1-25	RPI 26-50		W-L RECORDS		RPI 51-100		RPI 101-150		RPI 150+	
11-33-0	0-0-0	0-0-0		OVERALL		0-7-0		3-8-0		8-18-0	
3-2-0	0-0-0	0-0-0		HOME		0-0-0		2-2-0		1-0-0	
8-31-0	0-0-0	0-0-0		AWAY		0-7-0		1-6-0		7-18-0	
0-0-0	0-0-0	0-0-0		NEUTRAL		0-0-0		0-0-0		0-0-0	
2-18-0	0-0-0	0-0-0		NON-CONFERENCE		0-4-0		0-5-0		2-9-0	
1-1-0	0-0-0	0-0-0		HOME		0-0-0		0-1-0		1-0-0	
1-17-0	0-0-0	0-0-		AWAY		0-4-0		0-4-0		1-9-0	
0-0-0	0-0-0	0-0-0		NEUTRAL		0-0-0		0-0-0		0-0-0	
9-15-0	0-0-0	0-0-0		CONFERENCE		0-3-0		3-3-0		6-9-0	
2-1-0	0-0-0	0-0-0		HOME		0-0-0		2-1-0		0-0-0	
7-14-0	0-0-0	0-0-0		AWAY		0-3-0		1-2-0		6-9-0	
0-0-0	0-0-0	0-0-0		NEUTRAL		0-0-0		0-0-0		0-0-0	
RPI	S	Opponent	Score	RPI	S	Opponent	Score	RPI	S	Opponent	Score
						81 A Wright St.	4 16			113 A Central Mich.	3 14
						81 A Wright St.	2 6			113 H Central Mich.	10 24
						81 A Wright St.	3 11			139 A Milwaukee	6 5
						92 A Morehead St.	0 11			139 A Milwaukee	1 13
						92 A Morehead St.	3 16			139 A Milwaukee	5 7
						92 A Morehead St.	12 13			139 H Milwaukee	1 15
						92 A Morehead St.	3 4			139 H Milwaukee	12 5
										139 H Milwaukee	3 1
										147 A Miami (OH)	3 14
										147 A Miami (OH)	2 10
										147 A Miami (OH)	3 5
										162 A Michigan St.	2 12
										177 A Western Caro.	8 9
										177 A Western Caro.	9 21
										177 A Western Caro.	2 12
										199 A Eastern Ky.	10 16
										199 A Eastern Ky.	6 11
										199 A Eastern Ky.	1 2
										215 A UIC	2 4
										215 A UIC	2 7
										215 A UIC	2 1
										215 A UIC	1 3
										215 A UIC	1 7
										215 A UIC	3 2
										259 A Toledo	8 19
										276 A Bowling Green	3 6
										277 A Youngstown St.	5 6
LAST 10 GAMES											
						139 A Milwaukee	6 5			278 A Northern Ky.	3 12
						139 A Milwaukee	1 13			278 A Northern Ky.	10 11
						139 A Milwaukee	5 7			162 A Michigan St.	2 12
						113 A Central Mich.	3 14			215 A UIC	1 7
						278 A Northern Ky.	3 14			215 A UIC	3 2

Non-Div. I Games:

Oakland

RPI	S	Opponent	Score	
277	A	Youngstown St.	8	0
277	A	Youngstown St.	7	5
278	A	Northern Ky.	4	0
278	A	Northern Ky.	10	11
278	A	Northern Ky.	8	5
278	A	Northern Ky.	3	12
278	A	Northern Ky.	3	14
278	A	Northern Ky.	2	3
288	A	Eastern Mich.	14	8
288	H	Eastern Mich.	10	9

Oakland

O
a
k
l
a
n
d

O
a
k
l
a
n
d

Average RPI Win:		206	WON-LOST RECORD		WINNING PCT. RANK		LAST 10 GAMES		STRENGTH OF SCHEDULE		OPP. STRENGTH OF SCHEDULE		TEAM RPI		ADJ RPI		CONF. RPI		ADJ CONF. RPI	
DIV. I ONLY			17-38-0		.30909 269		1-9-0		208		203		267		.43256 267		30		30	
DIV. I NON-CONF.			7-24-0		.22581 269		0-6-0		114		60		249		.44211 249		31		31	
TOTALS		RPI 1-25		RPI 26-50		W-L RECORDS		RPI 51-100		RPI 101-150		RPI 150+								
17-38-0		0-3-0		0-2-0		OVERALL		2-8-0		4-5-0		11-20-0								
11-15-0		0-0-0		0-0-0		HOME		2-3-0		2-3-0		7-9-0								
6-23-0		0-3-0		0-2-0		AWAY		0-5-0		2-2-0		4-11-0								
0-0-0		0-0-0		0-0-0		NEUTRAL		0-0-0		0-0-0		0-0-0								
7-24-0		0-3-0		0-2-0		NON-CONFERENCE		2-8-0		4-5-0		1-6-0								
5-9-0		0-0-0		0-0-0		HOME		2-3-0		2-3-0		1-3-0								
2-15-0		0-3-0		0-0-		AWAY		0-5-0		2-2-0		0-3-0								
0-0-0		0-0-0		0-0-0		NEUTRAL		0-0-0		0-0-0		0-0-0								
10-14-0		0-0-0		0-0-0		CONFERENCE		0-0-0		0-0-0		10-14-0								
6-6-0		0-0-0		0-0-0		HOME		0-0-0		0-0-0		6-6-0								
4-8-0		0-0-0		0-0-0		AWAY		0-0-0		0-0-0		4-8-0								
0-0-0		0-0-0		0-0-0		NEUTRAL		0-0-0		0-0-0		0-0-0								
RPI	S	Opponent		Score		RPI	S	Opponent		Score		RPI	S	Opponent		Score				
16	A	Miami (FL)		3	9	43	A	UCF		5	6	60	H	Boston College		8	4			
16	A	Miami (FL)		5	13	43	A	UCF		4	5	60	H	Boston College		8	7			
16	A	Miami (FL)		7	12							60	H	Boston College		5	14			
												74	A	Jacksonville		0	5			
												74	H	Jacksonville		5	7			
												98	A	Wichita St.		0	2			
												98	A	Wichita St.		4	11			
												98	A	Wichita St.		0	7			
												99	A	South Fla.		2	12			
												99	H	South Fla.		4	7			
												103	A	North Florida		6	2			
												103	H	North Florida		1	3			
												124	A	FGCU		5	12			
												124	A	FGCU		6	3			
												124	A	FGCU		3	23			
												148	H	Ohio St.		0	6			
												148	H	Ohio St.		9	16			
												148	H	Ohio St.		8	3			
												148	H	Ohio St.		4	3			
												168	A	FIU		0	2			
												168	A	FIU		2	9			
												168	H	FIU		4	7			
												190	A	N.C. A&T		4	7			
												190	A	N.C. A&T		13	2			
												190	A	N.C. A&T		3	5			
												190	H	N.C. A&T		2	7			
												190	H	N.C. A&T		0	3			
												190	H	N.C. A&T		7	8			
												208	A	Stetson		3	10			
												208	H	Stetson		3	2			
												257	A	Florida A&M		4	6			
												257	A	Florida A&M		8	2			
												257	A	Florida A&M		5	6			
												257	H	Florida A&M		7	6			
												257	H	Florida A&M		3	6			
												257	H	Florida A&M		7	1			
												273	A	N.C. Central		2	3			
LAST 10 GAMES																				
284	A	Savannah St.		3	5	16	A	Miami (FL)		7	12	257	A	Florida A&M		5	6			
284	A	Savannah St.		2	3	16	A	Miami (FL)		3	9	257	H	Florida A&M		7	6			
284	A	Savannah St.		6	2	168	A	FIU		0	2	257	H	Florida A&M		3	6			
43	A	UCF		5	6	74	A	Jacksonville		0	5	257	H	Florida A&M		7	1			
16	A	Miami (FL)		5	13	190	A	N.C. A&T		4	7					2	3			

Non-Div. I Games:

Bethune-Cookman

RPI	S	Opponent	Score	
273	A	N.C. Central	2	7
273	A	N.C. Central	8	5
273	H	N.C. Central	5	15
273	H	N.C. Central	12	2
273	H	N.C. Central	7	8
284	A	Savannah St.	2	3
284	A	Savannah St.	3	5
284	A	Savannah St.	6	2
284	H	Savannah St.	13	0
284	H	Savannah St.	8	5
284	H	Savannah St.	10	9
289	H	Alabama A&M	4	7
289	H	Alabama A&M	2	8

Bethune-Cookman

B
e
t
h
u
n
e
-
C
o
o
k
m
a
n

B
e
t
h
u
n
e
-
C
o
o
k
m
a
n

Average RPI Win: 279		WON-LOST	WINNING	LAST 10	STRENGTH OF		OPP. STRENGTH	TEAM	ADJ	CONF.	ADJ CONF.
Average RPI Loss: 176		RECORD	PCT. RANK	GAMES	SCHEDULE		OF SCHEDULE	RPI	RPI	RPI	RPI
DIV. I ONLY		25-24-0	.5102	144	4-6-0		293	289	268	.43148	268
DIV. I NON-CONF.		5-18-0	.21739	272	1-5-0		251	234	286	.39438	286
TOTALS		RPI 1-25	RPI 26-50		W-L RECORDS		RPI 51-100		RPI 101-150		RPI 150+
25-24-0	0-1-0	0-0-0		OVERALL		0-6-0		1-2-0		24-15-0	
14-11-0	0-0-0	0-0-0		HOME		0-2-0		0-1-0		14-8-0	
9-12-0	0-1-0	0-0-0		AWAY		0-4-0		1-1-0		8-6-0	
2-1-0	0-0-0	0-0-0		NEUTRAL		0-0-0		0-0-0		2-1-0	
5-18-0	0-1-0	0-0-0		NON-CONFERENCE		0-6-0		1-2-0		4-9-0	
4-8-0	0-0-0	0-0-0		HOME		0-2-0		0-1-0		4-5-0	
1-10-0	0-1-0	0-0-0		AWAY		0-4-0		1-1-0		0-4-0	
0-0-0	0-0-0	0-0-0		NEUTRAL		0-0-0		0-0-0		0-0-0	
20-6-0	0-0-0	0-0-0		CONFERENCE		0-0-0		0-0-0		20-6-0	
10-3-0	0-0-0	0-0-0		HOME		0-0-0		0-0-0		10-3-0	
8-2-0	0-0-0	0-0-0		AWAY		0-0-0		0-0-0		8-2-0	
2-1-0	0-0-0	0-0-0		NEUTRAL		0-0-0		0-0-0		2-1-0	
RPI S	Opponent	Score		RPI S	Opponent	Score		RPI S	Opponent	Score	
5 A	Georgia	3	11					83 A	South Alabama	2	14
								83 H	South Alabama	0	13
								85 A	Samford	3	8
								85 H	Samford	5	10
								92 A	Morehead St.	2	9
								92 A	Morehead St.	4	7
								118 A	Troy	7	8
								118 H	Troy	5	20
								120 A	Jacksonville St.	9	5
								157 A	UAB	9	12
								157 H	UAB	6	10
								158 H	Eastern Ill.	4	9
								158 H	Eastern Ill.	6	15
								236 A	USC Upstate	4	8
								236 A	USC Upstate	2	9
								239 N	Grambling	1	3
								243 A	North Ala.	2	14
								243 H	North Ala.	1	8
								256 A	Jackson St.	4	11
								256 A	Jackson St.	9	1
								256 A	Jackson St.	7	6
								256 H	Jackson St.	7	6
								256 H	Jackson St.	6	9
								256 H	Jackson St.	3	2
								257 H	Florida A&M	5	8
								257 H	Florida A&M	9	4
								289 A	Alabama A&M	4	2
								289 A	Alabama A&M	6	13
								289 A	Alabama A&M	12	8
								289 H	Alabama A&M	4	5
								289 H	Alabama A&M	11	1
								289 H	Alabama A&M	6	5
								292 N	Ark.-Pine Bluff	23	12
LAST 10 GAMES				236 A	USC Upstate	4	8	256 H	Jackson St.	3	2
				236 A	USC Upstate	2	9	256 H	Jackson St.	6	9
				157 A	UAB	9	12	257 H	Florida A&M	9	4
				118 H	Troy	5	20	83 H	South Alabama	0	13
				256 H	Jackson St.	7	6	289 A	Alabama A&M	12	8

Non-Div. I Games:

Alabama St.

RPI	S	Opponent	Score	
293	A	Alcorn	10	5
293	A	Alcorn	10	6
293	H	Alcorn	23	15
293	H	Alcorn	13	1
293	H	Alcorn	21	2
293	H	Alcorn	14	6
294	N	Prairie View	10	9
296	A	Mississippi Val.	12	2
296	A	Mississippi Val.	5	4
296	H	Mississippi Val.	12	6
296	H	Mississippi Val.	11	12
296	H	Mississippi Val.	13	3
297	H	Purdue Fort Wayne	10	9
297	H	Purdue Fort Wayne	14	7
297	H	Purdue Fort Wayne	7	1

Alabama St.

A
l
a
b
a
m
a
S
t
.

A
l
a
b
a
m
a
S
t
.

Average RPI Win:	229	WON-LOST RECORD	WINNING PCT. RANK	LAST 10 GAMES	STRENGTH OF SCHEDULE	OPP. STRENGTH OF SCHEDULE	TEAM RPI	ADJ RPI	CONF. RPI	ADJ CONF. RPI	
202											
DIV. I ONLY	13-29-0	.30952	268	4-6-0	215	284	269	.43029	269	20	19
DIV. I NON-CONF.	7-14-0	.33333	224	3-0-0	267	294	272	.4221	272	22	22
<hr/>											
TOTALS	RPI 1-25	RPI 26-50		W-L RECORDS		RPI 51-100		RPI 101-150		RPI 150+	
13-29-0	0-0-0	0-0-0		OVERALL		0-0-0		0-6-0		13-23-0	
6-6-0	0-0-0	0-0-0		HOME		0-0-0		0-3-0		6-3-0	
6-17-0	0-0-0	0-0-0		AWAY		0-0-0		0-3-0		6-14-0	
1-6-0	0-0-0	0-0-0		NEUTRAL		0-0-0		0-0-0		1-6-0	
7-14-0	0-0-0	0-0-0		NON-CONFERENCE		0-0-0		0-3-0		7-11-0	
3-0-0	0-0-0	0-0-0		HOME		0-0-0		0-0-0		3-0-0	
3-8-0	0-0-0	0-0-		AWAY		0-0-0		0-3-0		3-5-0	
1-6-0	0-0-0	0-0-0		NEUTRAL		0-0-0		0-0-0		1-6-0	
6-15-0	0-0-0	0-0-0		CONFERENCE		0-0-0		0-3-0		6-12-0	
3-6-0	0-0-0	0-0-0		HOME		0-0-0		0-3-0		3-3-0	
3-9-0	0-0-0	0-0-0		AWAY		0-0-0		0-0-0		3-9-0	
0-0-0	0-0-0	0-0-0		NEUTRAL		0-0-0		0-0-0		0-0-0	
RPI	S	Opponent	Score	RPI	S	Opponent	Score	RPI	S	Opponent	Score
								146	H	Dayton	0 8
								146	H	Dayton	0 9
								146	H	Dayton	7 8
								147	A	Miami (OH)	0 8
								147	A	Miami (OH)	6 7
								147	A	Miami (OH)	10 18
								159	A	James Madison	4 7
								159	A	James Madison	1 5
								165	H	Richmond	3 9
								165	H	Richmond	5 0
								165	H	Richmond	1 6
								174	A	Fordham	2 8
								174	A	Fordham	1 8
								174	A	Fordham	1 0
								176	A	Penn St.	18 6
								189	A	Binghamton	1 0
								194	A	Saint Louis	8 5
								194	A	Saint Louis	0 5
								194	A	Saint Louis	1 4
								203	A	Cornell	1 8
								203	H	Cornell	9 8
				LAST 10 GAMES				212	N	Western Mich.	3 8
				217	A	George Washington	5 6	244	A	Saint Joseph's	2 3
				217	A	George Washington	3 10	244	A	Saint Joseph's	2 3
				217	A	George Washington	9 11	281	H	Niagara	9 5
				203	H	Cornell	9 8	189	A	Binghamton	1 0
				244	A	Saint Joseph's	8 7	165	H	Richmond	3 9
								217	A	George Washington	3 10
								217	A	George Washington	5 6
								217	A	George Washington	9 11
								218	N	Central Conn. St.	3 4
								218	N	Central Conn. St.	5 9

Non-Div. I Games:

St. Bonaventure

RPI	S	Opponent	Score	
218	N	Central Conn. St.	3	17
244	A	Saint Joseph's	8	7
244	A	Saint Joseph's	2	3
244	A	Saint Joseph's	2	3
249	H	La Salle	5	10
249	H	La Salle	14	5
249	H	La Salle	3	2
277	A	Youngstown St.	0	10
280	H	Bucknell	11	5
281	A	Niagara	10	6
281	A	Niagara	4	9
281	H	Niagara	9	5
283	N	Villanova	3	16
295	N	Mt. St. Mary's	4	5
295	N	Mt. St. Mary's	6	2

St. Bonaventure

S
t
.
B
o
n
a
v
e
n
t
u
r
e

S
t
.
B
o
n
a
v
e
n
t
u
r
e

[illegible]

Non-Div. I Games:

Utah Valley

RPI	S	Opponent	Score	
281	H	Niagara	8	2
281	H	Niagara	8	12
285	H	Chicago St.	3	5
285	H	Chicago St.	6	7
285	H	Chicago St.	16	6
286	A	Northern Colo.	9	6
286	A	Northern Colo.	10	11
286	A	Northern Colo.	5	4

Utah Valley

U
t
a
h
V
a
l
l
e
y

U
t
a
h
V
a
l
l
e
y

Average RPI Win:	247	WON-LOST	WINNING	LAST 10	STRENGTH OF	OPP. STRENGTH	TEAM	ADJ	CONF.	ADJ CONF.	
Average RPI Loss:	188	RECORD	PCT. RANK	GAMES	SCHEDULE	OF SCHEDULE	RPI	RPI	RPI	RPI	
DIV. I ONLY	20-28-0	.41667	217	2-8-0	283	265	272	.42907	271	25	25
DIV. I NON-CONF.	11-12-0	.47826	160	1-1-0	299	283	265	.43117	265	26	26
<hr/>											
TOTALS	RPI 1-25	RPI 26-50		W-L RECORDS		RPI 51-100		RPI 101-150		RPI 150+	
20-28-0	0-0-0	0-3-0		OVERALL		0-0-0		1-4-0		19-21-0	
9-10-0	0-0-0	0-0-0		HOME		0-0-0		1-2-0		8-8-0	
8-17-0	0-0-0	0-3-0		AWAY		0-0-0		0-2-0		8-12-0	
3-1-0	0-0-0	0-0-0		NEUTRAL		0-0-0		0-0-0		3-1-0	
11-12-0	0-0-0	0-3-0		NON-CONFERENCE		0-0-0		0-0-0		11-9-0	
3-2-0	0-0-0	0-0-0		HOME		0-0-0		0-0-0		3-2-0	
5-9-0	0-0-0	0-0-		AWAY		0-0-0		0-0-0		5-6-0	
3-1-0	0-0-0	0-0-0		NEUTRAL		0-0-0		0-0-0		3-1-0	
9-16-0	0-0-0	0-0-0		CONFERENCE		0-0-0		1-4-0		8-12-0	
6-8-0	0-0-0	0-0-0		HOME		0-0-0		1-2-0		5-6-0	
3-8-0	0-0-0	0-0-0		AWAY		0-0-0		0-2-0		3-6-0	
0-0-0	0-0-0	0-0-0		NEUTRAL		0-0-0		0-0-0		0-0-0	
RPI S	Opponent	Score	RPI S	Opponent	Score	RPI S	Opponent	Score	RPI S	Opponent	Score
			49 A	Duke	0 7				141 A	Navy	2 12
			49 A	Duke	3 4				141 A	Navy	0 2
			49 A	Duke	1 8				141 H	Navy	16 4
									141 H	Navy	1 4
									141 H	Navy	0 3
									159 A	James Madison	6 7
									159 A	James Madison	1 10
									171 A	Army West Point	13 6
									171 A	Army West Point	2 3
									171 A	Army West Point	0 14
									171 H	Army West Point	2 3
									171 H	Army West Point	7 8
									180 H	Penn	2 13
									187 A	Holy Cross	4 5
									187 A	Holy Cross	1 4
									187 A	Holy Cross	5 3
									187 H	Holy Cross	0 4
									187 H	Holy Cross	5 2
									206 A	Lafayette	12 1
									206 H	Lafayette	2 14
									206 H	Lafayette	9 10
									206 H	Lafayette	1 4
									206 H	Lafayette	16 9
									229 A	Delaware	11 12
									234 N	Monmouth	8 2
									244 A	Saint Joseph's	20 15
									249 H	La Salle	6 14
<hr/>											
LAST 10 GAMES											
			187 H	Holy Cross	5 2		280 A	Bucknell	5 6		
			187 H	Holy Cross	0 4		280 A	Bucknell	5 6		
			171 H	Army West Point	7 8		141 A	Navy	2 12		
			171 H	Army West Point	2 3		141 A	Navy	0 2		
			299 A	Saint Peter's	6 8		254 H	Coppin St.	12 3		

Non-Div. I Games: Lynchburg 10 9

Lehigh

RPI	S	Opponent	Score	
251	A	VMI	1	0
251	A	VMI	15	13
251	A	VMI	1	11
254	H	Coppin St.	12	3
280	A	Bucknell	5	6
280	A	Bucknell	5	6
280	H	Bucknell	6	4
280	H	Bucknell	5	3
280	H	Bucknell	7	6
290	A	Fairleigh Dickinson	20	6
290	H	Fairleigh Dickinson	8	3
295	N	Mt. St. Mary's	9	4
295	N	Mt. St. Mary's	10	5
295	N	Mt. St. Mary's	6	8
298	A	UMES	13	1
298	A	UMES	1	5
299	A	Saint Peter's	6	8
299	H	Saint Peter's	13	5

Lehigh

L
e
h
i
g
h

L
e
h
i
g
h

Average RPI Win:	212	WON-LOST RECORD	WINNING PCT. RANK	LAST 10 GAMES	STRENGTH OF SCHEDULE	OPP. STRENGTH OF SCHEDULE	TEAM RPI	ADJ RPI	CONF. RPI	ADJ CONF. RPI	
Average RPI Loss:	130										
DIV. I ONLY	11-36-0	.23404	286	3-7-0	104	234	270	.4283	272	23	23
DIV. I NON-CONF.	4-19-0	.17391	286	0-1-0	79	208	257	.43421	259	25	25
<hr/>											
TOTALS	RPI 1-25	RPI 26-50		W-L RECORDS	RPI 51-100		RPI 101-150		RPI 150+		
11-36-0	0-0-0	0-1-0		OVERALL	0-12-0		3-12-0		8-11-0		
8-17-0	0-0-0	0-0-0		HOME	0-5-0		2-7-0		6-5-0		
3-19-0	0-0-0	0-1-0		AWAY	0-7-0		1-5-0		2-6-0		
0-0-0	0-0-0	0-0-0		NEUTRAL	0-0-0		0-0-0		0-0-0		
<hr/>											
4-19-0	0-0-0	0-1-0		NON-CONFERENCE	0-9-0		1-2-0		3-7-0		
2-8-0	0-0-0	0-0-0		HOME	0-5-0		0-0-0		2-3-0		
2-11-0	0-0-0	0-0-		AWAY	0-4-0		1-2-0		1-4-0		
0-0-0	0-0-0	0-0-0		NEUTRAL	0-0-0		0-0-0		0-0-0		
<hr/>											
7-17-0	0-0-0	0-0-0		CONFERENCE	0-3-0		2-10-0		5-4-0		
6-9-0	0-0-0	0-0-0		HOME	0-0-0		2-7-0		4-2-0		
1-8-0	0-0-0	0-0-0		AWAY	0-3-0		0-3-0		1-2-0		
0-0-0	0-0-0	0-0-0		NEUTRAL	0-0-0		0-0-0		0-0-0		
<hr/>											
RPI S	Opponent	Score	RPI S	Opponent	Score	RPI S	Opponent	Score	RPI S	Opponent	Score
			34 A	Arizona St.	5 12	56 A	San Diego St.	5 6	102 H	New Mexico St.	7 21
						56 A	San Diego St.	5 11	102 H	New Mexico St.	5 17
						56 A	San Diego St.	8 12	102 H	New Mexico St.	3 16
						65 A	Washington	1 6	119 A	UNLV	5 8
						65 H	Washington	3 6	119 A	UNLV	4 0
						70 H	Minnesota	2 3	119 A	UNLV	10 11
						88 H	UT Arlington	1 3	122 A	Grand Canyon	4 14
						88 H	UT Arlington	5 6	122 A	Grand Canyon	0 6
						88 H	UT Arlington	1 2	122 A	Grand Canyon	4 5
						100 A	UTRGV	3 7	142 H	California Baptist	10 12
						100 A	UTRGV	7 15	142 H	California Baptist	11 1
						100 A	UTRGV	6 7	142 H	California Baptist	2 4
									150 H	Sacramento St.	3 9
									150 H	Sacramento St.	2 6
									150 H	Sacramento St.	4 2
									155 A	Pacific	8 1
									155 A	Pacific	6 9
									155 A	Pacific	5 6
									167 A	Portland	1 7
									167 A	Portland	14 16
									167 H	Portland	4 8
									205 H	Omaha	12 0
									205 H	Omaha	2 3
									205 H	Omaha	8 6
									205 H	Omaha	8 10
									235 A	CSU Bakersfield	0 9
									235 A	CSU Bakersfield	5 7
<hr/>											
LAST 10 GAMES											
	102 H	New Mexico St.	3	16	285 H	Chicago St.	12	3	205 H	Omaha	8 6
	102 H	New Mexico St.	5	17	65 A	Washington	1	6	205 H	Omaha	8 10
	102 H	New Mexico St.	7	21	100 A	UTRGV	6	7	205 H	Omaha	8 10
	285 H	Chicago St.	13	9	100 A	UTRGV	7	15	235 A	CSU Bakersfield	0 9
	285 H	Chicago St.	5	4	100 A	UTRGV	3	7	235 A	CSU Bakersfield	5 7

Non-Div. I Games: British Colum. (CAN) 2 1 Lewis-Clark St. 2 5

Seattle U

RPI	S	Opponent	Score	
235	A	CSU Bakersfield	7	6
270	H	Utah Valley	5	6
270	H	Utah Valley	2	4
270	H	Utah Valley	8	5
285	H	Chicago St.	12	3
285	H	Chicago St.	13	9
285	H	Chicago St.	5	4

Seattle U

S
e
a
t
t
l
e
U

S
e
a
t
t
l
e
U

Average RPI Win: 229		WON-LOST	WINNING	LAST 10	STRENGTH OF		OPP. STRENGTH	TEAM	ADJ	CONF.	ADJ CONF.
Average RPI Loss: 200		RECORD	PCT. RANK	GAMES	SCHEDULE		OF SCHEDULE	RPI	RPI	RPI	RPI
DIV. I ONLY		21-28-0	.42857	208	3-7-0		265	252	273	.42753	273
DIV. I NON-CONF.		7-12-0	.36842	215	0		204	144	246	.44617	246
TOTALS		RPI 1-25	RPI 26-50		W-L RECORDS		RPI 51-100		RPI 101-150		RPI 150+
21-28-0		0-1-0	0-2-0		OVERALL		1-1-0		0-0-0		20-24-0
16-14-0		0-1-0	0-1-0		HOME		0-1-0		0-0-0		16-11-0
5-14-0		0-0-0	0-1-0		AWAY		1-0-0		0-0-0		4-13-0
0-0-0		0-0-0	0-0-0		NEUTRAL		0-0-0		0-0-0		0-0-0
7-12-0		0-1-0	0-2-0		NON-CONFERENCE		1-1-0		0-0-0		6-8-0
5-8-0		0-1-0	0-1-0		HOME		0-1-0		0-0-0		5-5-0
2-4-0		0-0-0	0-0-		AWAY		1-0-0		0-0-0		1-3-0
0-0-0		0-0-0	0-0-0		NEUTRAL		0-0-0		0-0-0		0-0-0
14-16-0		0-0-0	0-0-0		CONFERENCE		0-0-0		0-0-0		14-16-0
11-6-0		0-0-0	0-0-0		HOME		0-0-0		0-0-0		11-6-0
3-10-0		0-0-0	0-0-0		AWAY		0-0-0		0-0-0		3-10-0
0-0-0		0-0-0	0-0-0		NEUTRAL		0-0-0		0-0-0		0-0-0
RPI S	Opponent	Score	RPI S	Opponent	Score	RPI S	Opponent	Score	RPI S	Opponent	Score
24 H	NC State	10 11	49 A	Duke	2 6	63 A	Campbell	7 4	151 A	High Point	4 6
			49 H	Duke	5 7	63 H	Campbell	1 3	151 H	High Point	1 10
									160 A	Presbyterian	5 6
									160 H	Presbyterian	3 9
									163 A	Davidson	9 6
									163 H	Davidson	10 9
									184 H	Canisius	9 0
									184 H	Canisius	5 2
									184 H	Canisius	3 8
									185 A	Appalachian St.	0 13
									190 A	N.C. A&T	4 6
									190 A	N.C. A&T	2 9
									190 A	N.C. A&T	6 4
									190 H	N.C. A&T	4 3
									190 H	N.C. A&T	3 10
									190 H	N.C. A&T	4 7
									206 H	Lafayette	10 16
									206 H	Lafayette	9 1
									206 H	Lafayette	1 2
									257 A	Florida A&M	1 11
									257 A	Florida A&M	6 7
									257 A	Florida A&M	0 3
									257 H	Florida A&M	7 4
									257 H	Florida A&M	9 8
									257 H	Florida A&M	8 5
									262 A	Norfolk St.	0 5
									262 H	Norfolk St.	5 4
LAST 10 GAMES			LAST 10 GAMES			LAST 10 GAMES			LAST 10 GAMES		
			262 H	Norfolk St.	6 3	257 A	Florida A&M	0 3	257 H	Florida A&M	7 4
			262 H	Norfolk St.	18 5	284 H	Savannah St.	12 2	257 H	Florida A&M	9 8
			190 A	N.C. A&T	2 9	284 H	Savannah St.	12 17	257 H	Florida A&M	8 5
			257 A	Florida A&M	6 7	284 H	Savannah St.	7 9	262 A	Norfolk St.	0 5
			257 A	Florida A&M	1 11	262 A	Norfolk St.	0 5	262 H	Norfolk St.	5 4

Non-Div. I Games:

N.C. Central

RPI	S	Opponent	Score	
262	H	Norfolk St.	18	5
262	H	Norfolk St.	6	3
267	A	Bethune-Cookman	8	7
267	A	Bethune-Cookman	2	12
267	A	Bethune-Cookman	15	5
267	H	Bethune-Cookman	7	2
267	H	Bethune-Cookman	5	8
267	H	Bethune-Cookman	3	2
274	H	Delaware St.	3	4
274	H	Delaware St.	4	1
284	A	Savannah St.	1	4
284	A	Savannah St.	3	4
284	A	Savannah St.	3	5
284	H	Savannah St.	12	2
284	H	Savannah St.	7	9
284	H	Savannah St.	12	17
291	H	Longwood	9	6

N.C. Central

N
.
C
.
C
e
n
t
r
a
l

N
.
C
.
C
e
n
t
r
a
l

Average RPI Win:	251	WON-LOST	WINNING	LAST 10	STRENGTH OF	OPP. STRENGTH	TEAM	ADJ	CONF.	ADJ CONF.	
Average RPI Loss:	248	RECORD	PCT. RANK	GAMES	SCHEDULE	OF SCHEDULE	RPI	RPI	RPI	RPI	
DIV. I ONLY	18-23-0	.43902	202	7-3-0	286	295	274	.42669	274	30	30
DIV. I NON-CONF.	5-10-0	.33333	224	1-0-0	277	276	277	.41799	277	31	31
TOTALS	RPI 1-25	RPI 26-50	W-L RECORDS		RPI 51-100	RPI 101-150		RPI 150+			
18-23-0	0-0-0	0-0-0	OVERALL		0-0-0	2-2-0		16-21-0			
9-7-0	0-0-0	0-0-0	HOME		0-0-0	2-1-0		7-6-0			
8-14-0	0-0-0	0-0-0	AWAY		0-0-0	0-1-0		8-13-0			
1-2-0	0-0-0	0-0-0	NEUTRAL		0-0-0	0-0-0		1-2-0			
5-10-0	0-0-0	0-0-0	NON-CONFERENCE		0-0-0	2-2-0		3-8-0			
2-2-0	0-0-0	0-0-0	HOME		0-0-0	2-1-0		0-1-0			
2-6-0	0-0-0	0-0-	AWAY		0-0-0	0-1-0		2-5-0			
1-2-0	0-0-0	0-0-0	NEUTRAL		0-0-0	0-0-0		1-2-0			
13-13-0	0-0-0	0-0-0	CONFERENCE		0-0-0	0-0-0		13-13-0			
7-5-0	0-0-0	0-0-0	HOME		0-0-0	0-0-0		7-5-0			
6-8-0	0-0-0	0-0-0	AWAY		0-0-0	0-0-0		6-8-0			
0-0-0	0-0-0	0-0-0	NEUTRAL		0-0-0	0-0-0		0-0-0			
RPI S	Opponent	Score	RPI S	Opponent	Score	RPI S	Opponent	Score	RPI S	Opponent	Score
							132 H Marist	2 12			
							132 H Marist	3 1			
							132 H Marist	6 1			
							141 A Navy	3 11			
							165 A Richmond	9 7			
							217 A George Washington	1 18			
							229 A Delaware	2 13			
							249 A La Salle	2 12			
							249 H La Salle	4 7			
							254 A Coppin St.	10 0			
							254 A Coppin St.	4 14			
							254 A Coppin St.	5 11			
							254 H Coppin St.	6 2			
							254 H Coppin St.	18 1			
							254 H Coppin St.	5 4			
							254 H Coppin St.	5 10			
							254 H Coppin St.	11 12			
							254 H Coppin St.	5 1			
							262 A Norfolk St.	14 0			
							262 A Norfolk St.	2 4			
							262 A Norfolk St.	2 3			
							262 A Norfolk St.	5 8			
							262 A Norfolk St.	2 7			
							262 A Norfolk St.	0 9			
							298 H UMES	11 5			
							298 H UMES	8 12			
							298 H UMES	15 5			
							262 H Norfolk St.	3 9			
							262 H Norfolk St.	16 6			
LAST 10 GAMES											
							165 A Richmond	9 7			
							254 H Coppin St.	6 2			
							254 H Coppin St.	18 1			
							254 H Coppin St.	5 4			
							262 A Norfolk St.	2 3			

Non-Div. I Games:

Delaware St.

RPI	S	Opponent	Score	
263	N	UMBC	6	5
263	N	UMBC	5	10
263	N	UMBC	2	3
273	A	N.C. Central	4	3
273	A	N.C. Central	1	4
275	A	The Citadel	0	5
275	A	The Citadel	3	9
275	A	The Citadel	3	1
298	A	UMES	10	5
298	A	UMES	6	2
298	A	UMES	9	2
298	H	UMES	8	12
298	H	UMES	15	5
298	H	UMES	11	5

Delaware St.

D
e
l
a
w
a
r
e
s
t
.

D
e
l
a
w
a
r
e
s
t
.

Average RPI Win:		242	WON-LOST RECORD		WINNING PCT. RANK	LAST 10 GAMES		STRENGTH OF SCHEDULE		OPP. STRENGTH OF SCHEDULE	TEAM RPI	ADJ RPI	CONF. RPI	ADJ CONF. RPI
Average RPI Loss:		115	10-41-0		.19608 293	0-10-0		81		196	275	.42436 275	17	17
DIV. I ONLY			7-23-0		.23333 264	0-3-0		94		192	261	.4334 261	19	19
DIV. I NON-CONF.														
TOTALS		RPI 1-25	RPI 26-50		W-L RECORDS		RPI 51-100		RPI 101-150		RPI 150+			
10-41-0		0-1-0	0-7-0		OVERALL		0-15-0		1-5-0		9-13-0			
10-17-0		0-0-0	0-3-0		HOME		0-2-0		1-4-0		9-8-0			
0-23-0		0-0-0	0-4-0		AWAY		0-13-0		0-1-0		0-5-0			
0-1-0		0-1-0	0-0-0		NEUTRAL		0-0-0		0-0-0		0-0-0			
7-23-0		0-1-0	0-7-0		NON-CONFERENCE		0-9-0		0-3-0		7-3-0			
7-8-0		0-0-0	0-3-0		HOME		0-2-0		0-2-0		7-1-0			
0-14-0		0-0-0	0-0-0		AWAY		0-7-0		0-1-0		0-2-0			
0-1-0		0-1-0	0-0-0		NEUTRAL		0-0-0		0-0-0		0-0-0			
3-18-0		0-0-0	0-0-0		CONFERENCE		0-6-0		1-2-0		2-10-0			
3-9-0		0-0-0	0-0-0		HOME		0-0-0		1-2-0		2-7-0			
0-9-0		0-0-0	0-0-0		AWAY		0-6-0		0-0-0		0-3-0			
0-0-0		0-0-0	0-0-0		NEUTRAL		0-0-0		0-0-0		0-0-0			
RPI S	Opponent	Score	RPI S	Opponent	Score	RPI S	Opponent	Score	RPI S	Opponent	Score	RPI S	Opponent	Score
5 N	Georgia	0 9	30 A	Indiana St.	1 5	67 A	Ga. Southern	3 5	126 H	Kent St.	2 11			
			30 A	Indiana St.	0 8	67 H	Ga. Southern	2 6	127 A	Winthrop	1 8			
			30 A	Indiana St.	2 4	71 A	UNC Greensboro	3 8	127 H	Winthrop	1 4			
			38 A	Clemson	3 17	71 A	UNC Greensboro	10 16	145 H	Mercer	3 10			
			48 H	Michigan	3 6	71 A	UNC Greensboro	5 6	145 H	Mercer	0 10			
			48 H	Michigan	1 9	76 A	South Carolina	0 9	145 H	Mercer	8 5			
			48 H	Michigan	0 2	76 H	South Carolina	9 10	161 H	ETSU	0 9			
						85 A	Samford	2 6	161 H	ETSU	0 4			
						85 A	Samford	4 8	161 H	ETSU	1 3			
						85 A	Samford	3 10	170 A	Furman	2 7			
						91 A	Col. of Charleston	1 11	170 A	Furman	6 20			
						91 A	Col. of Charleston	8 9	170 A	Furman	4 5			
						99 A	South Fla.	1 9	173 H	Wofford	3 4			
						99 A	South Fla.	2 7	173 H	Wofford	1 8			
						99 A	South Fla.	9 12	173 H	Wofford	7 17			
									243 H	North Ala.	8 3			
									243 H	North Ala.	7 4			
									243 H	North Ala.	6 3			
									250 A	Charleston So.	5 10			
									250 A	Charleston So.	5 10			
									250 H	Charleston So.	10 1			
									250 H	Charleston So.	4 3			
									251 H	VMI	3 2			
									251 H	VMI	5 9			
									251 H	VMI	1 0			
									274 H	Delaware St.	5 0			
									274 H	Delaware St.	1 3			
LAST 10 GAMES			91 A	Col. of Charleston	8 9	173 H	Wofford	3 4	251 H	VMI	3 2			
			161 H	ETSU	0 9	173 H	Wofford	1 8	251 H	VMI	5 9			
			161 H	ETSU	1 3	173 H	Wofford	7 17	251 H	VMI	1 0			
			161 H	ETSU	0 4	5 N	Georgia	0 9	274 H	Delaware St.	5 0			
			38 A	Clemson	3 17	71 A	UNC Greensboro	3 8	274 H	Delaware St.	1 3			

Non-Div. I Games:

The Citadel

RPI	S	Opponent	Score	
274	H	Delaware St.	9	3

The Citadel

T
h
e
C
i
t
a
d
e
l

T
h
e
C
i
t
a
d
e
l

Average RPI Win:	240	WON-LOST RECORD	WINNING PCT. RANK	LAST 10 GAMES	STRENGTH OF SCHEDULE	OPP. STRENGTH OF SCHEDULE	TEAM RPI	ADJ RPI	CONF. RPI	ADJ CONF. RPI					
DIV. I ONLY		15-32-0	.31915	260	2-8-0	248	248	276	.41996	276	24	24			
DIV. I NON-CONF.		8-15-0	.34783	220	1-1-0	279	238	267	.42992	267	24	24			
<hr/>															
TOTALS	RPI 1-25	RPI 26-50		W-L RECORDS		RPI 51-100		RPI 101-150		RPI 150+					
15-32-0	0-0-0	0-1-0		OVERALL		0-1-0		2-15-0		13-15-0					
10-11-0	0-0-0	0-0-0		HOME		0-0-0		2-8-0		8-3-0					
5-21-0	0-0-0	0-1-0		AWAY		0-1-0		0-7-0		5-12-0					
0-0-0	0-0-0	0-0-0		NEUTRAL		0-0-0		0-0-0		0-0-0					
8-15-0	0-0-0	0-1-0		NON-CONFERENCE		0-1-0		1-4-0		7-9-0					
5-1-0	0-0-0	0-0-0		HOME		0-0-0		1-0-0		4-1-0					
3-14-0	0-0-0	0-0-		AWAY		0-1-0		0-4-0		3-8-0					
0-0-0	0-0-0	0-0-0		NEUTRAL		0-0-0		0-0-0		0-0-0					
7-17-0	0-0-0	0-0-0		CONFERENCE		0-0-0		1-11-0		6-6-0					
5-10-0	0-0-0	0-0-0		HOME		0-0-0		1-8-0		4-2-0					
2-7-0	0-0-0	0-0-0		AWAY		0-0-0		0-3-0		2-4-0					
0-0-0	0-0-0	0-0-0		NEUTRAL		0-0-0		0-0-0		0-0-0					
RPI	S	Opponent	Score	RPI	S	Opponent	Score	RPI	S	Opponent	Score				
				48	A	Michigan	5 10	81	A	Wright St.	5 8				
										105	A Cincinnati	3 4			
										105	A Cincinnati	3 4			
										105	A Cincinnati	3 4			
										113	H Central Mich.	3 7			
										113	H Central Mich.	0 4			
										113	H Central Mich.	2 6			
										116	A Ball St.	2 3			
										116	A Ball St.	2 4			
										116	A Ball St.	1 2			
										126	H Kent St.	9 18			
										126	H Kent St.	3 4			
										126	H Kent St.	6 2			
										146	A Dayton	3 6			
										146	H Dayton	12 8			
										147	H Miami (OH)	8 10			
										147	H Miami (OH)	4 12			
										147	H Miami (OH)	2 15			
										165	A Richmond	2 16			
										165	A Richmond	3 4			
										165	A Richmond	6 8			
										195	A Purdue	2 9			
										200	A Belmont	2 5			
										200	A Belmont	3 12			
										200	A Belmont	1 0			
										212	H Western Mich.	4 3			
										212	H Western Mich.	2 4			
										212	H Western Mich.	1 5			
LAST 10 GAMES															
				126	H	Kent St.	3 4	113	H	Central Mich.	0 4	200	A	Belmont	3 12
				126	H	Kent St.	6 2	113	H	Central Mich.	3 7	200	A	Belmont	1 0
				126	H	Kent St.	9 18	146	A	Dayton	3 6	212	H	Western Mich.	4 3
				297	H	Purdue Fort Wayne	3 1	116	A	Ball St.	1 2	212	H	Western Mich.	2 4
				113	H	Central Mich.	2 6	116	A	Ball St.	2 3	212	H	Western Mich.	1 5

Non-Div. I Games:

Bowling Green

RPI	S	Opponent	Score	
220	A	Middle Tenn.	2	3
220	A	Middle Tenn.	0	7
220	A	Middle Tenn.	4	3
238	A	Ohio	4	12
238	A	Ohio	2	12
238	A	Ohio	7	3
258	H	Siena	7	9
258	H	Siena	3	1
259	H	Toledo	10	6
259	H	Toledo	9	6
259	H	Toledo	6	5
266	H	Oakland	6	3
277	H	Youngstown St.	15	5
288	A	Eastern Mich.	1	3
288	A	Eastern Mich.	7	4
288	A	Eastern Mich.	0	4
297	A	Purdue Fort Wayne	10	4
297	H	Purdue Fort Wayne	3	1

Bowling Green

B
o
w
l
i
n
g
G
r
e
e
n

B
o
w
l
i
n
g
G
r
e
e
n

Average RPI Win: 206		WON-LOST	WINNING	LAST 10	STRENGTH OF		OPP. STRENGTH	TEAM	ADJ	CONF.	ADJ CONF.
Average RPI Loss: 161		RECORD	PCT. RANK	GAMES	SCHEDULE		OF SCHEDULE	RPI	RPI	RPI	RPI
DIV. I ONLY		12-38-0	.24	284	3-7-0		181	239	277	.41884	277
DIV. I NON-CONF.		6-20-0	.23077	265	2-2-0		100	217	248	.44451	248
TOTALS		RPI 1-25	RPI 26-50		W-L RECORDS		RPI 51-100		RPI 101-150		RPI 150+
12-38-0		0-4-0	0-0-0		OVERALL		2-7-0		1-9-0		9-18-0
10-9-0		0-0-0	0-0-0		HOME		1-2-0		1-1-0		8-6-0
2-29-0		0-4-0	0-0-0		AWAY		1-5-0		0-8-0		1-12-0
0-0-0		0-0-0	0-0-0		NEUTRAL		0-0-0		0-0-0		0-0-0
6-20-0		0-4-0	0-0-0		NON-CONFERENCE		0-3-0		1-6-0		5-7-0
5-2-0		0-0-0	0-0-0		HOME		0-0-0		1-1-0		4-1-0
1-18-0		0-4-0	0-0-		AWAY		0-3-0		0-5-0		1-6-0
0-0-0		0-0-0	0-0-0		NEUTRAL		0-0-0		0-0-0		0-0-0
6-18-0		0-0-0	0-0-0		CONFERENCE		2-4-0		0-3-0		4-11-0
5-7-0		0-0-0	0-0-0		HOME		1-2-0		0-0-0		4-5-0
1-11-0		0-0-0	0-0-0		AWAY		1-2-0		0-3-0		0-6-0
0-0-0		0-0-0	0-0-0		NEUTRAL		0-0-0		0-0-0		0-0-0
RPI S	Opponent	Score	RPI S	Opponent	Score	RPI S	Opponent	Score	RPI S	Opponent	Score
3 A	Mississippi St.	3 14				57 A	Florida St.	2 4	126 A	Kent St.	5 10
3 A	Mississippi St.	0 8				57 A	Florida St.	2 24	126 H	Kent St.	4 3
3 A	Mississippi St.	2 14				57 A	Florida St.	4 7	139 A	Milwaukee	6 18
18 A	West Virginia	1 14				81 A	Wright St.	1 7	139 A	Milwaukee	5 8
						81 A	Wright St.	10 8	139 A	Milwaukee	2 22
						81 A	Wright St.	8 18	147 A	Miami (OH)	1 11
						81 H	Wright St.	3 8	147 A	Miami (OH)	2 5
						81 H	Wright St.	5 4	147 A	Miami (OH)	3 6
						81 H	Wright St.	7 9	147 A	Miami (OH)	1 9
									148 H	Ohio St.	4 7
									176 A	Penn St.	15 16
									197 A	Pittsburgh	6 16
									197 A	Pittsburgh	4 2
									197 H	Pittsburgh	3 2
									215 A	UIC	3 4
									215 A	UIC	4 10
									215 A	UIC	4 13
									215 H	UIC	7 3
									215 H	UIC	3 8
									215 H	UIC	6 5
									222 A	Tennessee Tech	2 9
									222 A	Tennessee Tech	2 7
									222 A	Tennessee Tech	4 8
									238 H	Ohio	2 3
									259 H	Toledo	5 3
									266 H	Oakland	6 5
									266 H	Oakland	5 7
LAST 10 GAMES			LAST 10 GAMES			LAST 10 GAMES			LAST 10 GAMES		
148 H	Ohio St.	4 7	81 H	Wright St.	5 4	222 A	Tennessee Tech	4 8	238 H	Ohio	2 3
215 A	UIC	4 13	81 H	Wright St.	3 8	259 H	Toledo	5 3	266 H	Oakland	6 5
215 A	UIC	4 10	288 H	Eastern Mich.	10 4	266 H	Oakland	6 5	266 H	Oakland	5 7
215 A	UIC	3 4	269 H	St. Bonaventure	10 0						
81 H	Wright St.	7 9	238 H	Ohio	2 3						

Non-Div. I Games:

Youngstown St.

RPI	S	Opponent	Score	
266	H	Oakland	0	8
269	H	St. Bonaventure	10	0
276	A	Bowling Green	5	15
278	A	Northern Ky.	6	7
278	A	Northern Ky.	5	13
278	A	Northern Ky.	1	2
278	H	Northern Ky.	6	7
278	H	Northern Ky.	8	2
278	H	Northern Ky.	8	10
288	H	Eastern Mich.	10	4

Youngstown St.

Y
o
u
n
g
s
t
o
w
n
s
t
.

Y
o
u
n
g
s
t
o
w
n
s
t
.

Average RPI Win:		239	WON-LOST RECORD		WINNING PCT. RANK		LAST 10 GAMES		STRENGTH OF SCHEDULE		OPP. STRENGTH OF SCHEDULE		TEAM RPI		ADJ RPI		CONF. RPI		ADJ CONF. RPI	
DIV. I ONLY			12-38-0		.24	284	3-7-0		202		216		278		.41653	278	26		26	
DIV. I NON-CONF.			1-22-0		.04348	297	0-3-0		121		145		283		.3994	283	23		23	
TOTALS		RPI 1-25		RPI 26-50		W-L RECORDS		RPI 51-100		RPI 101-150		RPI 150+								
12-38-0		0-2-0		0-4-0		OVERALL		2-5-0		0-11-0		10-16-0								
9-9-0		0-0-0		0-0-0		HOME		2-1-0		0-4-0		7-4-0								
3-26-0		0-2-0		0-4-0		AWAY		0-4-0		0-7-0		3-9-0								
0-3-0		0-0-0		0-0-0		NEUTRAL		0-0-0		0-0-0		0-3-0								
1-22-0		0-2-0		0-4-0		NON-CONFERENCE		0-1-0		0-5-0		1-10-0								
0-3-0		0-0-0		0-0-0		HOME		0-0-0		0-1-0		0-2-0								
1-16-0		0-2-0		0-0-		AWAY		0-1-0		0-4-0		1-5-0								
0-3-0		0-0-0		0-0-0		NEUTRAL		0-0-0		0-0-0		0-3-0								
11-16-0		0-0-0		0-0-0		CONFERENCE		2-4-0		0-6-0		9-6-0								
9-6-0		0-0-0		0-0-0		HOME		2-1-0		0-3-0		7-2-0								
2-10-0		0-0-0		0-0-0		AWAY		0-3-0		0-3-0		2-4-0								
0-0-0		0-0-0		0-0-0		NEUTRAL		0-0-0		0-0-0		0-0-0								
RPI	S	Opponent		Score		RPI	S	Opponent		Score		RPI	S	Opponent		Score				
7	A	Louisville		2	11	40	A	Alabama		1	15	69	A	Xavier		2	5			
10	A	Tennessee		0	18	40	A	Alabama		1	10	81	A	Wright St.		1	9			
						40	A	Alabama		4	9	81	A	Wright St.		0	5			
						42	A	Kentucky		4	5	81	A	Wright St.		7	16			
												81	H	Wright St.		7	6			
												81	H	Wright St.		1	9			
												81	H	Wright St.		6	3			
												105	A	Cincinnati		5	6			
												105	A	Cincinnati		6	14			
												139	A	Milwaukee		8	9			
												139	A	Milwaukee		2	15			
												139	A	Milwaukee		2	4			
												139	H	Milwaukee		12	15			
												139	H	Milwaukee		2	6			
												139	H	Milwaukee		3	5			
												147	A	Miami (OH)		3	7			
												147	H	Miami (OH)		1	16			
												148	A	Ohio St.		8	10			
												156	A	Western Ky.		2	19			
												156	A	Western Ky.		4	5			
												156	A	Western Ky.		6	9			
												190	N	N.C. A&T		0	3			
												190	N	N.C. A&T		3	4			
												199	H	Eastern Ky.		2	17			
												199	N	Eastern Ky.		8	11			
												215	A	UIC		1	6			
												215	A	UIC		2	16			
												215	A	UIC		7	11			
												242	A	Butler		5	9			
												242	H	Butler		2	9			
												251	A	VMI		7	6			
												251	A	VMI		3	8			
												266	H	Oakland		0	4			
												266	H	Oakland		5	8			
												266	H	Oakland		5	8			
												266	H	Oakland		5	8			
												266	H	Oakland		5	8			
												266	H	Oakland		5	8			
												266	H	Oakland		5	8			
												266	H	Oakland		5	8			
												266	H	Oakland		5	8			
												266	H	Oakland		5	8			
												266	H	Oakland		5	8			
												266	H	Oakland		5	8			
												266	H	Oakland		5	8			
												266	H	Oakland		5	8			
												266	H	Oakland		5	8			
												266	H	Oakland		5	8			
												266	H	Oakland		5	8			
												266	H	Oakland		5	8			
												266	H	Oakland		5	8			
												266	H	Oakland		5	8			
												266	H	Oakland		5	8			
												266	H	Oakland		5	8			
												266	H	Oakland		5	8			
												266	H	Oakland		5	8			
												266	H	Oakland		5	8			
												266	H	Oakland		5	8			
												266	H	Oakland		5	8			
												266	H	Oakland		5	8			
												266	H	Oakland		5	8			
												266	H	Oakland		5	8			
												266	H	Oakland		5	8			
												266	H	Oakland		5	8			
												266	H	Oakland		5	8			
												266	H	Oakland		5	8			
												266	H	Oakland		5	8			
			</																	

Non-Div. I Games:	Miami-Hamilton	9	6
-------------------	----------------	---	---

Northern Ky.

Northern Ky.

[illegible]

Non-Div. I Games:

Santa Clara

RPI	S	Opponent	Score	
235	A	CSU Bakersfield	3	1
235	A	CSU Bakersfield	1	3
235	A	CSU Bakersfield	4	8
235	A	CSU Bakersfield	2	4

Santa Clara

S
a
n
t
a
C
l
a
r
a

S
a
n
t
a
C
l
a
r
a

Average RPI Win:	239	WON-LOST	WINNING	LAST 10	STRENGTH OF	OPP. STRENGTH	TEAM	ADJ	CONF.	ADJ CONF.					
Average RPI Loss:	183	RECORD	PCT. RANK	GAMES	SCHEDULE	OF SCHEDULE	RPI	RPI	RPI	RPI					
DIV. I ONLY		14-33-0	.29787	273	4-6-0	244	261	280	.41285	280	25	25			
DIV. I NON-CONF.		8-14-0	.36364	216	1-1-0	276	267	275	.41914	275	26	26			
<hr/>															
TOTALS	RPI 1-25	RPI 26-50		W-L RECORDS		RPI 51-100		RPI 101-150		RPI 150+					
14-33-0	0-3-0	0-0-0		OVERALL		0-0-0		0-7-0		14-23-0					
9-8-0	0-0-0	0-0-0		HOME		0-0-0		0-1-0		9-7-0					
4-18-0	0-3-0	0-0-0		AWAY		0-0-0		0-4-0		4-11-0					
1-7-0	0-0-0	0-0-0		NEUTRAL		0-0-0		0-2-0		1-5-0					
<hr/>															
8-14-0	0-3-0	0-0-0		NON-CONFERENCE		0-0-0		0-2-0		8-9-0					
5-1-0	0-0-0	0-0-0		HOME		0-0-0		0-0-0		5-1-0					
2-6-0	0-3-0	0-0-		AWAY		0-0-0		0-0-0		2-3-0					
1-7-0	0-0-0	0-0-0		NEUTRAL		0-0-0		0-2-0		1-5-0					
<hr/>															
6-19-0	0-0-0	0-0-0		CONFERENCE		0-0-0		0-5-0		6-14-0					
4-7-0	0-0-0	0-0-0		HOME		0-0-0		0-1-0		4-6-0					
2-12-0	0-0-0	0-0-0		AWAY		0-0-0		0-4-0		2-8-0					
0-0-0	0-0-0	0-0-0		NEUTRAL		0-0-0		0-0-0		0-0-0					
<hr/>															
RPI	S	Opponent	Score		RPI	S	Opponent	Score		RPI	S	Opponent	Score		
24	A	NC State	2	8					117	N	Radford	1	9		
24	A	NC State	8	12					117	N	Radford	4	17		
24	A	NC State	2	14					141	A	Navy	10	11		
				141					A	Navy	3	6			
				141					A	Navy	2	15			
				141					A	Navy	4	9			
				141					H	Navy	1	3			
				171					A	Army West Point	2	0			
				171					A	Army West Point	1	11			
				171					H	Army West Point	7	6			
				171	H	Army West Point	9	16							
				171	H	Army West Point	3	4							
				176	A	Penn St.	3	9							
				183	N	Seton Hall	1	12							
				187	A	Holy Cross	8	4							
				187	A	Holy Cross	5	6							
				187	H	Holy Cross	3	6							
				187	H	Holy Cross	7	13							
				187	H	Holy Cross	3	6							
				189	H	Binghamton	6	4							
				197	N	Pittsburgh	2	8							
				206	A	Lafayette	5	6							
				206	A	Lafayette	3	11							
				206	A	Lafayette	5	10							
				206	H	Lafayette	4	12							
				206	H	Lafayette	6	2							
				244	H	Saint Joseph's	4	5							
<hr/>															
LAST 10 GAMES															
271 H Lehigh					6	5	295 A Mt. St. Mary's			7	16	206 A Lafayette		3	11
271 H Lehigh					6	5	271 A Lehigh			4	6	206 A Lafayette		5	10
206 H Lafayette					6	2	271 A Lehigh			6	7	206 H Lafayette		4	12
206 H Lafayette					4	12	271 A Lehigh			3	5	206 H Lafayette		6	2
249 H La Salle					9	7	141 H Navy			1	3				

Non-Div. I Games:

Bucknell

Bucknell

Average RPI Win:	213	WON-LOST RECORD	WINNING PCT. RANK	LAST 10 GAMES	STRENGTH OF SCHEDULE	OPP. STRENGTH OF SCHEDULE	TEAM RPI	ADJ RPI	CONF. RPI	ADJ CONF. RPI						
DIV. I ONLY		14-31-0	.31111	265	5-5-0	288	254	281	.41141	281	28	28				
DIV. I NON-CONF.		5-17-0	.22727	268	0-1-0	292	219	282	.40068	282	27	27				
<hr/>																
TOTALS	RPI 1-25	RPI 26-50		W-L RECORDS		RPI 51-100		RPI 101-150		RPI 150+						
14-31-0	0-0-0	0-1-0		OVERALL		0-0-0		3-4-0		11-26-0						
4-8-0	0-0-0	0-0-0		HOME		0-0-0		0-0-0		4-8-0						
9-21-0	0-0-0	0-1-0		AWAY		0-0-0		3-3-0		6-17-0						
1-2-0	0-0-0	0-0-0		NEUTRAL		0-0-0		0-1-0		1-1-0						
<hr/>																
5-17-0	0-0-0	0-1-0		NON-CONFERENCE		0-0-0		2-2-0		3-14-0						
1-1-0	0-0-0	0-0-0		HOME		0-0-0		0-0-0		1-1-0						
4-14-0	0-0-0	0-0-		AWAY		0-0-0		2-1-0		2-12-0						
0-2-0	0-0-0	0-0-0		NEUTRAL		0-0-0		0-1-0		0-1-0						
<hr/>																
9-14-0	0-0-0	0-0-0		CONFERENCE		0-0-0		1-2-0		8-12-0						
3-7-0	0-0-0	0-0-0		HOME		0-0-0		0-0-0		3-7-0						
5-7-0	0-0-0	0-0-0		AWAY		0-0-0		1-2-0		4-5-0						
1-0-0	0-0-0	0-0-0		NEUTRAL		0-0-0		0-0-0		1-0-0						
<hr/>																
RPI	S	Opponent	Score	RPI	S	Opponent	Score	RPI	S	Opponent	Score					
				32	A	BYU	5 11									
								105	A	Cincinnati	8 7					
								105	A	Cincinnati	0 5					
								105	A	Cincinnati	2 1					
								132	A	Marist	5 3					
								132	A	Marist	3 19					
								132	A	Marist	3 5					
								149	N	Utah	6 10					
								181	A	New Mexico	3 13					
								181	A	New Mexico	3 5					
								181	A	New Mexico	5 3					
								181	A	New Mexico	4 7					
								184	H	Canisius	0 9					
								184	N	Canisius	6 5					
								189	A	Binghamton	4 16					
								190	A	N.C. A&T	0 6					
								190	A	N.C. A&T	3 4					
								190	A	N.C. A&T	2 6					
								196	H	Fairfield	4 1					
								196	H	Fairfield	5 0					
								196	H	Fairfield	5 6					
								207	H	Quinnipiac	1 7					
								207	H	Quinnipiac	2 7					
								207	H	Quinnipiac	1 3					
								218	N	Central Conn. St.	4 5					
								234	A	Monmouth	5 0					
								234	A	Monmouth	3 8					
								234	A	Monmouth	3 9					
<hr/>																
LAST 10 GAMES																
		258	A	Siena	9	7	196	H	Fairfield	5	6	207	H	Quinnipiac	1	3
		258	A	Siena	1	2	269	A	St. Bonaventure	5	9	218	N	Central Conn. St.	4	5
		258	A	Siena	14	17	184	N	Canisius	6	5	234	A	Monmouth	5	0
		196	H	Fairfield	5	0	132	A	Marist	3	5	234	A	Monmouth	3	8
		196	H	Fairfield	4	1	132	A	Marist	5	3	234	A	Monmouth	3	9

Non-Div. I Games:

Niagara

RPI	S	Opponent	Score	
258	A	Siena	9	7
258	A	Siena	1	2
258	A	Siena	14	17
269	A	St. Bonaventure	5	9
269	H	St. Bonaventure	6	10
269	H	St. Bonaventure	9	4
270	A	Utah Valley	12	8
270	A	Utah Valley	2	8
280	A	Bucknell	1	7
280	A	Bucknell	1	14
280	A	Bucknell	1	13
282	H	Iona	8	9
282	H	Iona	9	6
282	H	Iona	0	14
287	A	Rider	5	13
287	A	Rider	1	0
287	A	Rider	12	9

Niagara

N
i
a
g
a
r
a

N
i
a
g
a
r
a

Average RPI Win:	232	WON-LOST RECORD	WINNING PCT. RANK	LAST 10 GAMES	STRENGTH OF SCHEDULE	OPP. STRENGTH OF SCHEDULE	TEAM RPI	ADJ RPI	CONF. RPI	ADJ CONF. RPI	
Average RPI Loss:	201										
DIV. I ONLY	12-37-0	.2449	283	1-9-0	219	288	282	.40876	282	28	28
DIV. I NON-CONF.	6-22-0	.21429	273	0-1-0	124	288	259	.43431	258	27	27
<hr/>											
TOTALS	RPI 1-25	RPI 26-50		W-L RECORDS	RPI 51-100		RPI 101-150		RPI 150+		
12-37-0	0-0-0	0-1-0		OVERALL	0-0-0		1-4-0		11-32-0		
5-13-0	0-0-0	0-0-0		HOME	0-0-0		0-2-0		5-11-0		
6-21-0	0-0-0	0-0-0		AWAY	0-0-0		1-2-0		5-19-0		
1-3-0	0-0-0	0-1-0		NEUTRAL	0-0-0		0-0-0		1-2-0		
<hr/>											
6-22-0	0-0-0	0-1-0		NON-CONFERENCE	0-0-0		1-4-0		5-17-0		
1-5-0	0-0-0	0-0-0		HOME	0-0-0		0-2-0		1-3-0		
4-14-0	0-0-0	0-0-		AWAY	0-0-0		1-2-0		3-12-0		
1-3-0	0-0-0	0-1-0		NEUTRAL	0-0-0		0-0-0		1-2-0		
<hr/>											
6-15-0	0-0-0	0-0-0		CONFERENCE	0-0-0		0-0-0		6-15-0		
4-8-0	0-0-0	0-0-0		HOME	0-0-0		0-0-0		4-8-0		
2-7-0	0-0-0	0-0-0		AWAY	0-0-0		0-0-0		2-7-0		
0-0-0	0-0-0	0-0-0		NEUTRAL	0-0-0		0-0-0		0-0-0		
<hr/>											
RPI S	Opponent	Score	RPI S	Opponent	Score	RPI S	Opponent	Score	RPI S	Opponent	Score
			30 N	Indiana St.	0 10				121 A	St. John's (NY)	1 6
									121 H	St. John's (NY)	1 7
									131 A	Stony Brook	12 8
									131 A	Stony Brook	2 4
									131 H	Stony Brook	7 11
									161 A	ETSU	3 14
									161 A	ETSU	4 14
									161 A	ETSU	3 4
									174 A	Fordham	2 9
									174 A	Fordham	1 5
									178 A	UNCW	4 11
									179 A	Rutgers	3 7
									183 H	Seton Hall	0 7
									183 H	Seton Hall	3 14
									183 H	Seton Hall	5 0
									193 N	Marshall	8 9
									193 N	Marshall	3 8
									196 H	Fairfield	1 3
									196 H	Fairfield	4 3
									196 H	Fairfield	0 3
									204 N	Hofstra	4 2
									207 H	Quinnipiac	3 2
									207 H	Quinnipiac	2 10
									207 H	Quinnipiac	2 3
									214 A	Albany (NY)	13 1
									214 H	Albany (NY)	4 5
									217 A	George Washington	8 2
<hr/>											
LAST 10 GAMES											
	234 H	Monmouth	4 9	207 H	Quinnipiac	3 2					
	234 H	Monmouth	1 6	121 A	St. John's (NY)	1 6					
	234 H	Monmouth	2 6	258 A	Siena	7 8					
	207 H	Quinnipiac	2 3	258 A	Siena	2 3					
	207 H	Quinnipiac	2 10	258 A	Siena	1 4					

Non-Div. I Games:

Iona

Iona

Average RPI Win:	203	WON-LOST RECORD	WINNING PCT. RANK	LAST 10 GAMES	STRENGTH OF SCHEDULE	OPP. STRENGTH OF SCHEDULE	TEAM RPI	ADJ RPI	CONF. RPI	ADJ CONF. RPI		
DIV. I ONLY		13-35-0	.27083	278	3-7-0	237	250	283	.40639	283	16	16
DIV. I NON-CONF.		9-25-0	.26471	258	2-3-0	259	270	281	.40101	281	17	17
<hr/>												
TOTALS	RPI 1-25	RPI 26-50		W-L RECORDS		RPI 51-100		RPI 101-150		RPI 150+		
13-35-0	0-0-0	0-3-0		OVERALL		0-3-0		3-6-0		10-23-0		
6-16-0	0-0-0	0-0-0		HOME		0-3-0		0-2-0		6-11-0		
4-10-0	0-0-0	0-3-0		AWAY		0-0-0		1-1-0		3-6-0		
3-9-0	0-0-0	0-0-0		NEUTRAL		0-0-0		2-3-0		1-6-0		
<hr/>												
9-25-0	0-0-0	0-3-0		NON-CONFERENCE		0-1-0		2-4-0		7-17-0		
4-10-0	0-0-0	0-0-0		HOME		0-1-0		0-2-0		4-7-0		
2-7-0	0-0-0	0-0-		AWAY		0-0-0		0-0-0		2-4-0		
3-8-0	0-0-0	0-0-0		NEUTRAL		0-0-0		2-2-0		1-6-0		
<hr/>												
4-10-0	0-0-0	0-0-0		CONFERENCE		0-2-0		1-2-0		3-6-0		
2-6-0	0-0-0	0-0-0		HOME		0-2-0		0-0-0		2-4-0		
2-3-0	0-0-0	0-0-0		AWAY		0-0-0		1-1-0		1-2-0		
0-1-0	0-0-0	0-0-0		NEUTRAL		0-0-0		0-1-0		0-0-0		
<hr/>												
RPI	S	Opponent	Score	RPI	S	Opponent	Score	RPI	S	Opponent	Score	
44	A	Virginia	2 7	69	H	Xavier	6 7	113	N	Central Mich.	13 7	
44	A	Virginia	2 10	69	H	Xavier	1 6	113	N	Central Mich.	1 9	
44	A	Virginia	3 7	80	H	Maryland	2 5	121	A	St. John's (NY)	1 3	
								121	A	St. John's (NY)	5 1	
								121	N	St. John's (NY)	6 24	
								139	N	Milwaukee	4 7	
								140	N	Northeastern	5 2	
								141	H	Navy	3 14	
								141	H	Navy	1 5	
								171	A	Army West Point	11 23	
								179	A	Rutgers	4 3	
								180	H	Penn	5 4	
								183	H	Seton Hall	5 7	
								183	H	Seton Hall	3 6	
								183	H	Seton Hall	6 5	
								197	N	Pittsburgh	2 7	
								206	H	Lafayette	6 8	
								212	N	Western Mich.	2 11	
								229	A	Delaware	3 5	
								229	A	Delaware	8 4	
								230	H	Princeton	4 6	
								234	H	Monmouth	5 6	
								LAST 10 GAMES				
69	H	Xavier	1 6	242	A	Butler	0 1	242	A	Butler	0 1	
69	H	Xavier	6 7	242	A	Butler	8 6	242	A	Butler	0 17	
171	A	Army West Point	11 23	80	H	Maryland	2 5	242	A	Butler	0 4	
179	A	Rutgers	4 3	229	A	Delaware	8 4	244	A	Saint Joseph's	0 4	
242	A	Butler	0 17	229	A	Delaware	3 5	244	H	Saint Joseph's	8 7	

Non-Div. I Games:

Villanova

Villanova

Average RPI Win: 244		WON-LOST	WINNING	LAST 10	STRENGTH OF		OPP. STRENGTH	TEAM	ADJ	CONF.	ADJ CONF.		
Average RPI Loss: 244		RECORD	PCT. RANK	GAMES	SCHEDULE		OF SCHEDULE	RPI	RPI	RPI	RPI		
DIV. I ONLY		12-25-1	.32895	256	5-5-0		263	287	285	.40436	284	30	30
DIV. I NON-CONF.		1-5-1	.21429	273	0		227	291	289	.38997	289	31	31
TOTALS		RPI 1-25	RPI 26-50		W-L RECORDS		RPI 51-100		RPI 101-150		RPI 150+		
12-25-1	0-0-0	0-0-0		OVERALL		0-0-0		0-1-0		12-24-1			
8-11-1	0-0-0	0-0-0		HOME		0-0-0		0-0-0		8-11-1			
4-14-0	0-0-0	0-0-0		AWAY		0-0-0		0-1-0		4-13-0			
0-0-0	0-0-0	0-0-0		NEUTRAL		0-0-0		0-0-0		0-0-0			
1-5-1	0-0-0	0-0-0		NON-CONFERENCE		0-0-0		0-1-0		1-4-1			
1-2-1	0-0-0	0-0-0		HOME		0-0-0		0-0-0		1-2-1			
0-3-0	0-0-0	0-0-		AWAY		0-0-0		0-1-0		0-2-0			
0-0-0	0-0-0	0-0-0		NEUTRAL		0-0-0		0-0-0		0-0-0			
11-20-0	0-0-0	0-0-0		CONFERENCE		0-0-0		0-0-0		11-20-0			
7-9-0	0-0-0	0-0-0		HOME		0-0-0		0-0-0		7-9-0			
4-11-0	0-0-0	0-0-0		AWAY		0-0-0		0-0-0		4-11-0			
0-0-0	0-0-0	0-0-0		NEUTRAL		0-0-0		0-0-0		0-0-0			
RPI	S	Opponent	Score	RPI	S	Opponent	Score	RPI	S	Opponent	Score		
								145	A	Mercer	1 8		
								190	A	N.C. A&T	3 2		
								190	A	N.C. A&T	10 4		
								190	A	N.C. A&T	5 6		
								190	H	N.C. A&T	1 5		
								190	H	N.C. A&T	2 1		
								190	H	N.C. A&T	3 8		
								205	H	Omaha	5 4		
								205	H	Omaha	0 2		
								205	H	Omaha	3 3		
								240	A	Georgia St.	1 5		
								250	A	Charleston So.	3 5		
								250	H	Charleston So.	6 7		
								254	H	Coppin St.	5 11		
								254	H	Coppin St.	10 3		
								254	H	Coppin St.	7 8		
								254	H	Coppin St.	8 10		
								257	A	Florida A&M	6 8		
								257	A	Florida A&M	3 6		
								257	A	Florida A&M	0 10		
								257	H	Florida A&M	7 11		
								257	H	Florida A&M	5 7		
								257	H	Florida A&M	5 7		
								262	A	Norfolk St.	4 6		
								262	A	Norfolk St.	7 10		
								262	A	Norfolk St.	2 5		
								267	A	Bethune-Cookman	9 10		
LAST 10 GAMES				LAST 10 GAMES				LAST 10 GAMES					
				267	H	Bethune-Cookman	5 3	190	H	N.C. A&T	1 5		
				267	H	Bethune-Cookman	3 2	273	A	N.C. Central	2 12		
				267	H	Bethune-Cookman	2 6	273	A	N.C. Central	17 12		
				190	H	N.C. A&T	3 8	273	A	N.C. Central	9 7		
				190	H	N.C. A&T	2 1	257	H	Florida A&M	7 11		

Non-Div. I Games:

Savannah St.

RPI	S	Opponent	Score	
267	A	Bethune-Cookman	5	8
267	A	Bethune-Cookman	0	13
267	H	Bethune-Cookman	3	2
267	H	Bethune-Cookman	2	6
267	H	Bethune-Cookman	5	3
273	A	N.C. Central	2	12
273	A	N.C. Central	17	12
273	A	N.C. Central	9	7
273	H	N.C. Central	4	3
273	H	N.C. Central	5	3
273	H	N.C. Central	4	1

Savannah St.

S
a
v
a
n
n
a
h
S
t
.

S
a
v
a
n
n
a
h
S
t
.

Average RPI Win:	233	WON-LOST RECORD	WINNING PCT. RANK	LAST 10 GAMES	STRENGTH OF SCHEDULE	OPP. STRENGTH OF SCHEDULE	TEAM RPI	ADJ RPI	CONF. RPI	ADJ CONF. RPI	
Average RPI Loss:	172										
DIV. I ONLY	10-38-0	.20833	292	0-10-0	250	232	286	.40428	285	23	23
DIV. I NON-CONF.	5-19-0	.20833	279	0-2-0	278	243	288	.39366	288	25	25
<hr/>											
TOTALS	RPI 1-25	RPI 26-50		W-L RECORDS		RPI 51-100		RPI 101-150		RPI 150+	
10-38-0	0-0-0	0-0-0		OVERALL		1-4-0		1-13-0		8-21-0	
2-10-0	0-0-0	0-0-0		HOME		0-0-0		1-9-0		1-1-0	
5-26-0	0-0-0	0-0-0		AWAY		1-4-0		0-4-0		4-18-0	
3-2-0	0-0-0	0-0-0		NEUTRAL		0-0-0		0-0-0		3-2-0	
5-19-0	0-0-0	0-0-0		NON-CONFERENCE		0-2-0		0-2-0		5-15-0	
1-2-0	0-0-0	0-0-0		HOME		0-0-0		0-1-0		1-1-0	
1-15-0	0-0-0	0-0-		AWAY		0-2-0		0-1-0		1-12-0	
3-2-0	0-0-0	0-0-0		NEUTRAL		0-0-0		0-0-0		3-2-0	
5-19-0	0-0-0	0-0-0		CONFERENCE		1-2-0		1-11-0		3-6-0	
1-8-0	0-0-0	0-0-0		HOME		0-0-0		1-8-0		0-0-0	
4-11-0	0-0-0	0-0-0		AWAY		1-2-0		0-3-0		3-6-0	
0-0-0	0-0-0	0-0-0		NEUTRAL		0-0-0		0-0-0		0-0-0	
RPI	S	Opponent	Score	RPI	S	Opponent	Score	RPI	S	Opponent	Score
						79 A Iowa	4 5			102 H New Mexico St.	0 12
						89 A Notre Dame	3 6			102 H New Mexico St.	7 3
						100 A UTRGV	4 5			102 H New Mexico St.	2 9
						100 A UTRGV	1 0			104 A Northwestern	6 11
						100 A UTRGV	1 8			104 H Northwestern	1 13
										122 H Grand Canyon	0 3
										122 H Grand Canyon	0 7
										122 H Grand Canyon	1 10
										142 A California Baptist	3 9
										142 A California Baptist	3 10
										142 A California Baptist	2 13
										150 H Sacramento St.	5 7
										150 H Sacramento St.	1 10
										150 H Sacramento St.	3 13
										152 A New Orleans	8 16
										155 A Pacific	2 7
										155 A Pacific	3 9
										155 A Pacific	1 4
										158 A Eastern Ill.	3 6
										158 H Eastern Ill.	3 8
										179 N Rutgers	2 6
										194 A Saint Louis	5 7
										194 A Saint Louis	3 7
										194 A Saint Louis	3 8
										195 A Purdue	1 10
										215 A UIC	1 7
										215 A UIC	1 5
LAST 10 GAMES											
233 A		Valparaiso	3 4	272 A		Seattle U	9 13	272 A		Seattle U	4 5
142 A		California Baptist	3 9	272 A		Seattle U	4 5	272 A		Seattle U	3 12
142 A		California Baptist	3 10	272 A		Seattle U	3 12	122 H		Grand Canyon	0 3
142 A		California Baptist	2 13	122 H		Grand Canyon	0 3	122 H		Grand Canyon	0 7
158 H		Eastern Ill.	3 8	122 H		Grand Canyon	0 7	215 A		UIC	1 5

Non-Div. I Games:

Chicago St.

RPI	S	Opponent	Score	
215	A	UIC	8	4
228	H	Northern Ill.	10	8
233	A	Valparaiso	3	4
270	A	Utah Valley	6	16
270	A	Utah Valley	7	6
270	A	Utah Valley	5	3
272	A	Seattle U	3	12
272	A	Seattle U	9	13
272	A	Seattle U	4	5
283	N	Villanova	13	9
283	N	Villanova	12	11
286	A	Northern Colo.	6	5
286	A	Northern Colo.	5	8
286	A	Northern Colo.	9	15
295	N	Mt. St. Mary's	3	9
295	N	Mt. St. Mary's	5	3

Chicago St.

C
h
i
c
a
g
o
s
t
.

C
h
i
c
a
g
o
s
t
.

Average RPI Win:	223	WON-LOST RECORD	WINNING PCT. RANK	LAST 10 GAMES	STRENGTH OF SCHEDULE	OPP. STRENGTH OF SCHEDULE	TEAM RPI	ADJ RPI	CONF. RPI	ADJ CONF. RPI			
DIV. I ONLY		9-32-0	.21951	290	2-8-0	194	243	284	.40284	286	23	23	
DIV. I NON-CONF.		3-14-0	.17647	285	0-1-0	243	232	291	.38376	293	25	25	
<hr/>													
TOTALS	RPI 1-25	RPI 26-50		W-L RECORDS		RPI 51-100		RPI 101-150		RPI 150+			
9-32-0	0-0-0	0-0-0		OVERALL		0-6-0		3-13-0		6-13-0			
8-9-0	0-0-0	0-0-0		HOME		0-0-0		3-5-0		5-4-0			
1-20-0	0-0-0	0-0-0		AWAY		0-3-0		0-8-0		1-9-0			
0-3-0	0-0-0	0-0-0		NEUTRAL		0-3-0		0-0-0		0-0-0			
<hr/>													
3-14-0	0-0-0	0-0-0		NON-CONFERENCE		0-3-0		1-3-0		2-8-0			
3-2-0	0-0-0	0-0-0		HOME		0-0-0		1-1-0		2-1-0			
0-9-0	0-0-0	0-0-		AWAY		0-0-0		0-2-0		0-7-0			
0-3-0	0-0-0	0-0-0		NEUTRAL		0-3-0		0-0-0		0-0-0			
<hr/>													
6-18-0	0-0-0	0-0-0		CONFERENCE		0-3-0		2-10-0		4-5-0			
5-7-0	0-0-0	0-0-0		HOME		0-0-0		2-4-0		3-3-0			
1-11-0	0-0-0	0-0-0		AWAY		0-3-0		0-6-0		1-2-0			
0-0-0	0-0-0	0-0-0		NEUTRAL		0-0-0		0-0-0		0-0-0			
<hr/>													
RPI	S	Opponent	Score	RPI	S	Opponent	Score	RPI	S	Opponent	Score		
						65 N Washington	8 25	102	A	New Mexico St.	9 19		
						65 N Washington	2 3	102	A	New Mexico St.	0 5		
						65 N Washington	1 11	102	A	New Mexico St.	9 10		
						100 A UTRGV	2 3	111	A	Air Force	0 6		
						100 A UTRGV	1 11	111	A	Air Force	6 9		
						100 A UTRGV	0 10	111	H	Air Force	5 4		
								111	H	Air Force	4 16		
								122	A	Grand Canyon	4 5		
								122	A	Grand Canyon	2 13		
								122	A	Grand Canyon	1 11		
								142	H	California Baptist	5 11		
								142	H	California Baptist	4 19		
								142	H	California Baptist	6 1		
								150	H	Sacramento St.	10 15		
								150	H	Sacramento St.	8 6		
								150	H	Sacramento St.	2 12		
								167	A	Portland	8 9		
								167	A	Portland	2 17		
								167	A	Portland	5 8		
								167	A	Portland	0 4		
								230	A	UC Davis	0 12		
								230	A	UC Davis	2 11		
								230	A	UC Davis	2 9		
								235	A	CSU Bakersfield	4 16		
								235	A	CSU Bakersfield	2 6		
								235	A	CSU Bakersfield	9 7		
								264	H	North Dakota St.	7 6		
<hr/>													
LAST 10 GAMES													
						122 A Grand Canyon	2 13			150 H Sacramento St.	10 15		
						122 A Grand Canyon	4 5			150 H Sacramento St.	8 6		
						122 A Grand Canyon	1 11			142 H California Baptist	6 1		
						111 H Air Force	4 16			142 H California Baptist	4 19		
						150 H Sacramento St.	2 12			142 H California Baptist	5 11		
<hr/>													
Non-Div. I Games:	Colorado St.-Pueblo	17	7	MSU Denver	2	15	MSU Denver	6	17	Northern Colo.			

Northern Colo.

RPI	S	Opponent	Score	
264	H	North Dakota St.	3	1
264	H	North Dakota St.	5	11
270	H	Utah Valley	4	5
270	H	Utah Valley	11	10
270	H	Utah Valley	6	9
285	H	Chicago St.	8	5
285	H	Chicago St.	15	9
285	H	Chicago St.	5	6

Northern Colo.

N
o
r
t
h
e
r
n
C
o
l
o
.

N
o
r
t
h
e
r
n
C
o
l
o
.

Average RPI Win:	228	WON-LOST	WINNING	LAST 10	STRENGTH OF	OPP. STRENGTH	TEAM	ADJ	CONF.	ADJ CONF.
Average RPI Loss:	215	RECORD	PCT. RANK	GAMES	SCHEDULE	OF SCHEDULE	RPI	RPI	RPI	RPI

DIV. I ONLY		16-34-0	.32	258	3-7-0	292	266	287	.39915	287	28	28													
DIV. I NON-CONF.		9-20-0	.31034	239	0-2-0	254	274	264	.43191	264	27	27													
TOTALS		RPI 1-25		RPI 26-50		W-L RECORDS		RPI 51-100		RPI 101-150		RPI 150+													
16-34-0	0-0-0			0-0-0	OVERALL			0-1-0			2-6-0	14-27-0													
7-10-0	0-0-0			0-0-0	HOME			0-0-0			2-1-0	5-9-0													
6-22-0	0-0-0			0-0-0	AWAY			0-1-0			0-5-0	6-16-0													
3-2-0	0-0-0			0-0-0	NEUTRAL			0-0-0			0-0-0	3-2-0													
9-20-0	0-0-0			0-0-0	NON-CONFERENCE			0-1-0			0-5-0	9-14-0													
3-2-0	0-0-0			0-0-0	HOME			0-0-0			0-0-0	3-2-0													
3-16-0	0-0-0			0-0-	AWAY			0-1-0			0-5-0	3-10-0													
3-2-0	0-0-0			0-0-0	NEUTRAL			0-0-0			0-0-0	3-2-0													
7-14-0	0-0-0			0-0-0	CONFERENCE			0-0-0			2-1-0	5-13-0													
4-8-0	0-0-0			0-0-0	HOME			0-0-0			2-1-0	2-7-0													
3-6-0	0-0-0			0-0-0	AWAY			0-0-0			0-0-0	3-6-0													
0-0-0	0-0-0			0-0-0	NEUTRAL			0-0-0			0-0-0	0-0-0													
RPI	S	Opponent	Score	RPI	S	Opponent	Score	RPI	S	Opponent	Score	RPI	S	Opponent	Score										
								72	A	Saint Mary's (CA)	2	5	114	A	San Francisco	0	5								
								114	A	San Francisco	4	5													
								132	H	Marist	1	3													
								132	H	Marist	5	1													
								132	H	Marist	9	2													
								150	A	Sacramento St.	4	5													
								150	A	Sacramento St.	3	6													
								150	A	Sacramento St.	0	7													
								165	A	Richmond	6	3													
								165	A	Richmond	1	10													
								165	A	Richmond	1	6													
								179	A	Rutgers	4	5													
								183	H	Seton Hall	11	8													
								206	H	Lafayette	0	15													
								207	A	Quinnipiac	1	7													
								207	A	Quinnipiac	9	16													
								207	A	Quinnipiac	4	15													
								220	N	UC Riverside	5	1													
								220	N	UC Riverside	4	2													
								223	H	NJIT	16	10													
								227	H	Manhattan	5	3													
								227	H	Manhattan	3	6													
								LAST 10 GAMES								227	H	Manhattan	4	11	227	H	Manhattan	4	11
																179	A	Rutgers	4	5	229	A	Delaware	1	6
																206	H	Lafayette	0	15	230	A	Princeton	0	11
207	A	Quinnipiac	4	15	242	N	Butler									9	4								
207	A	Quinnipiac	1	7	242	N	Butler									2	9								

Rider

RPI	S	Opponent	Score	
242	N	Butler	3	14
244	H	Saint Joseph's	7	13
245	A	Georgetown	9	10
245	A	Georgetown	7	12
247	H	LIU Brooklyn	6	5
249	A	La Salle	7	6
249	A	La Salle	5	7
249	A	La Salle	0	3
249	A	La Salle	12	11
258	H	Siena	8	9
258	H	Siena	2	7
258	H	Siena	4	13
261	A	Wagner	1	9
281	H	Niagara	13	5
281	H	Niagara	9	12
281	H	Niagara	0	1
282	A	Iona	4	11
282	A	Iona	2	4
282	A	Iona	8	0
299	A	Saint Peter's	6	7
299	A	Saint Peter's	7	0
299	A	Saint Peter's	14	3

Rider

R
i
d
e
r

R
i
d
e
r

[illegible]

Non-Div. I Games:	Northwestern Ohio	13	3	Concordia (MI)	11	6
--------------------------	--------------------------	-----------	----------	-----------------------	-----------	----------

Eastern Mich.

RPI	S	Opponent	Score	
228	A	Northern Ill.	4	9
228	A	Northern Ill.	3	4
228	A	Northern Ill.	3	6
238	H	Ohio	1	6
238	H	Ohio	2	8
238	H	Ohio	3	6
259	H	Toledo	5	3
259	H	Toledo	6	5
259	H	Toledo	6	5
266	A	Oakland	9	10
266	H	Oakland	8	14
276	H	Bowling Green	3	1
276	H	Bowling Green	4	7
276	H	Bowling Green	4	0
277	A	Youngstown St.	4	10

Eastern Mich.

E
a
s
t
e
r
n
M
i
c
h
.

E
a
s
t
e
r
n
M
i
c
h
.

Average RPI Win: 275		WON-LOST	WINNING	LAST 10	STRENGTH OF		OPP. STRENGTH	TEAM	ADJ		CONF.	ADJ CONF.
Average RPI Loss: 196		RECORD	PCT. RANK	GAMES	SCHEDULE		OF SCHEDULE	RPI	RPI		RPI	RPI
DIV. I ONLY		16-35-0	.31373	262	294		282	289	.39025		289	31
DIV. I NON-CONF.		3-22-0	.12	292	263		180	290	.38724		290	30
TOTALS		RPI 1-25	RPI 26-50		W-L RECORDS		RPI 51-100		RPI 101-150		RPI 150+	
16-35-0		0-6-0	0-0-0		OVERALL		0-3-0		0-3-0		16-23-0	
7-15-0		0-0-0	0-0-0		HOME		0-0-0		0-0-0		7-15-0	
9-20-0		0-6-0	0-0-0		AWAY		0-3-0		0-3-0		9-8-0	
0-0-0		0-0-0	0-0-0		NEUTRAL		0-0-0		0-0-0		0-0-0	
3-22-0		0-6-0	0-0-0		NON-CONFERENCE		0-3-0		0-3-0		3-10-0	
0-7-0		0-0-0	0-0-0		HOME		0-0-0		0-0-0		0-7-0	
3-15-0		0-6-0	0-0-		AWAY		0-3-0		0-3-0		3-3-0	
0-0-0		0-0-0	0-0-0		NEUTRAL		0-0-0		0-0-0		0-0-0	
13-13-0		0-0-0	0-0-0		CONFERENCE		0-0-0		0-0-0		13-13-0	
7-8-0		0-0-0	0-0-0		HOME		0-0-0		0-0-0		7-8-0	
6-5-0		0-0-0	0-0-0		AWAY		0-0-0		0-0-0		6-5-0	
0-0-0		0-0-0	0-0-0		NEUTRAL		0-0-0		0-0-0		0-0-0	
RPI S	Opponent	Score	RPI S	Opponent	Score	RPI S	Opponent	Score	RPI S	Opponent	Score	
7 A	Louisville	3 15				85 A	Samford	2 4	145 A	Mercer	0 21	
7 A	Louisville	1 32				92 A	Morehead St.	0 19	145 A	Mercer	1 10	
7 A	Louisville	3 14				92 A	Morehead St.	5 11	145 A	Mercer	7 8	
15 A	Missouri	5 13							157 A	UAB	16 8	
20 A	Auburn	1 10							198 A	UT Martin	3 8	
20 A	Auburn	2 10							198 H	UT Martin	3 12	
									222 A	Tennessee Tech	8 28	
									222 H	Tennessee Tech	2 23	
									242 H	Butler	1 6	
									243 A	North Ala.	5 6	
									256 A	Jackson St.	5 4	
									256 A	Jackson St.	6 11	
									256 A	Jackson St.	5 0	
									256 H	Jackson St.	3 16	
									256 H	Jackson St.	6 11	
									256 H	Jackson St.	5 12	
									267 A	Bethune-Cookman	7 4	
									267 A	Bethune-Cookman	8 2	
									268 A	Alabama St.	5 6	
									268 A	Alabama St.	1 11	
									268 A	Alabama St.	5 4	
									268 H	Alabama St.	2 4	
									268 H	Alabama St.	13 6	
									268 H	Alabama St.	8 12	
									292 H	Ark.-Pine Bluff	12 13	
									292 H	Ark.-Pine Bluff	3 7	
									292 H	Ark.-Pine Bluff	6 2	
LAST 10 GAMES												
296 A	Mississippi Val.	9 5	7 A	Louisville	3 15	268 H	Alabama St.	8 12	292 H	Ark.-Pine Bluff	3 7	
296 A	Mississippi Val.	1 0	7 A	Louisville	1 32	268 H	Alabama St.	13 6				
296 A	Mississippi Val.	1 0	85 A	Samford	2 4							
243 A	North Ala.	5 6	268 H	Alabama St.	8 12							
7 A	Louisville	3 14										

Non-Div. I Games:

Alabama A&M

RPI	S	Opponent	Score	
293	A	Alcorn	9	10
293	A	Alcorn	4	8
293	H	Alcorn	1	4
293	H	Alcorn	7	5
293	H	Alcorn	11	2
296	A	Mississippi Val.	1	0
296	A	Mississippi Val.	9	5
296	A	Mississippi Val.	1	0
296	H	Mississippi Val.	6	0
296	H	Mississippi Val.	6	2
296	H	Mississippi Val.	11	6
297	H	Purdue Fort Wayne	5	6
297	H	Purdue Fort Wayne	4	5
297	H	Purdue Fort Wayne	8	9
297	H	Purdue Fort Wayne	2	10

Alabama A&M

A
l
a
b
a
m
a
A
&
M

A
l
a
b
a
m
a
A
&
M

Average RPI Win:		252	WON-LOST RECORD		WINNING PCT. RANK		LAST 10 GAMES		STRENGTH OF SCHEDULE		OPP. STRENGTH OF SCHEDULE		TEAM RPI		ADJ RPI		CONF. RPI		ADJ CONF. RPI	
DIV. I ONLY			15-34-1		.31	267	5-5-0		284		286		290		.38944		290		29	
DIV. I NON-CONF.			6-22-1		.22414	270	2-2-0		287		286		297		.36359		297		29	
TOTALS		RPI 1-25		RPI 26-50		W-L RECORDS		RPI 51-100		RPI 101-150		RPI 150+								
15-34-1		0-0-0		0-0-0		OVERALL		0-3-0		1-2-1		14-29-0								
10-13-1		0-0-0		0-0-0		HOME		0-0-0		1-0-1		9-13-0								
4-19-0		0-0-0		0-0-0		AWAY		0-3-0		0-2-0		4-14-0								
1-2-0		0-0-0		0-0-0		NEUTRAL		0-0-0		0-0-0		1-2-0								
6-22-1		0-0-0		0-0-0		NON-CONFERENCE		0-0-0		1-2-1		5-20-0								
5-9-1		0-0-0		0-0-0		HOME		0-0-0		1-0-1		4-9-0								
0-11-0		0-0-0		0-0-		AWAY		0-0-0		0-2-0		0-9-0								
1-2-0		0-0-0		0-0-0		NEUTRAL		0-0-0		0-0-0		1-2-0								
9-12-0		0-0-0		0-0-0		CONFERENCE		0-3-0		0-0-0		9-9-0								
5-4-0		0-0-0		0-0-0		HOME		0-0-0		0-0-0		5-4-0								
4-8-0		0-0-0		0-0-0		AWAY		0-3-0		0-0-0		4-5-0								
0-0-0		0-0-0		0-0-0		NEUTRAL		0-0-0		0-0-0		0-0-0								
RPI	S	Opponent	Score	RPI	S	Opponent	Score	RPI	S	Opponent	Score	RPI	S	Opponent	Score					
								94	A	Bryant	11	12	121	A	St. John's (NY)	4	11			
								94	A	Bryant	6	19	121	H	St. John's (NY)	5	4			
								94	A	Bryant	0	13	142	A	California Baptist	1	5			
													146	H	Dayton	3	3			
													171	N	Army West Point	10	5			
													174	H	Fordham	10	22			
													180	A	Penn	4	8			
													180	A	Penn	5	18			
													180	H	Penn	2	16			
													180	H	Penn	5	8			
													183	H	Seton Hall	1	8			
													183	H	Seton Hall	6	5			
													183	H	Seton Hall	5	10			
													214	A	Albany (NY)	2	8			
													218	A	Central Conn. St.	5	8			
													218	A	Central Conn. St.	4	8			
													218	A	Central Conn. St.	3	17			
													227	H	Manhattan	2	12			
													235	A	CSU Bakersfield	4	9			
													235	A	CSU Bakersfield	2	17			
													235	A	CSU Bakersfield	2	12			
													235	A	CSU Bakersfield	4	5			
LAST 10 GAMES																				
								218	A	Central Conn. St.	4	8	246	A	Sacred Heart	8	6			
								218	A	Central Conn. St.	5	8	246	A	Sacred Heart	7	3			
								218	A	Central Conn. St.	3	17	121	H	St. John's (NY)	13	3			
								227	H	Manhattan	2	12	299	H	Saint Peter's	6	13			
								246	A	Sacred Heart	13	3	299	H	Saint Peter's	1	5			
													246	H	Sacred Heart	6	5			

Non-Div. I Games:

Fairleigh Dickinson

RPI	S	Opponent	Score	
246	H	Sacred Heart	5	12
247	H	LIU Brooklyn	17	2
247	H	LIU Brooklyn	3	5
247	H	LIU Brooklyn	8	13
249	A	La Salle	9	19
252	N	Dartmouth	1	6
252	N	Dartmouth	3	4
271	A	Lehigh	3	8
271	H	Lehigh	6	20
282	H	Iona	3	5
295	A	Mt. St. Mary's	3	11
295	A	Mt. St. Mary's	12	9
295	A	Mt. St. Mary's	7	15
295	H	Mt. St. Mary's	14	7
295	H	Mt. St. Mary's	11	10
295	H	Mt. St. Mary's	14	8
299	H	Saint Peter's	6	0
299	H	Saint Peter's	9	1
299	H	Saint Peter's	1	5
299	H	Saint Peter's	18	8

Fairleigh Dickinson

F
a
i
r
l
e
i
g
h
D
i
c
k
i
n
s
o
n

F
a
i
r
l
e
i
g
h
D
i
c
k
i
n
s
o
n

Average RPI Win:	226	WON-LOST	WINNING	LAST 10	STRENGTH OF	OPP. STRENGTH	TEAM	ADJ	CONF.	ADJ CONF.	
Average RPI Loss:	189	RECORD	PCT. RANK	GAMES	SCHEDULE	OF SCHEDULE	RPI	RPI	RPI	RPI	
DIV. I ONLY	11-38-0	.22449	287	2-8-0	247	258	291	.38881	291	21	21
DIV. I NON-CONF.	6-19-0	.24	262	1-3-0	258	290	295	.38312	294	18	18
<hr/>											
TOTALS	RPI 1-25	RPI 26-50		W-L RECORDS	RPI 51-100		RPI 101-150		RPI 150+		
11-38-0	0-0-0	0-1-0		OVERALL	0-1-0		2-9-0		9-27-0		
8-20-0	0-0-0	0-0-0		HOME	0-1-0		0-5-0		8-14-0		
3-18-0	0-0-0	0-1-0		AWAY	0-0-0		2-4-0		1-13-0		
0-0-0	0-0-0	0-0-0		NEUTRAL	0-0-0		0-0-0		0-0-0		
<hr/>											
6-19-0	0-0-0	0-1-0		NON-CONFERENCE	0-1-0		0-2-0		6-15-0		
5-11-0	0-0-0	0-0-0		HOME	0-1-0		0-2-0		5-8-0		
1-8-0	0-0-0	0-0-		AWAY	0-0-0		0-0-0		1-7-0		
0-0-0	0-0-0	0-0-0		NEUTRAL	0-0-0		0-0-0		0-0-0		
<hr/>											
5-19-0	0-0-0	0-0-0		CONFERENCE	0-0-0		2-7-0		3-12-0		
3-9-0	0-0-0	0-0-0		HOME	0-0-0		0-3-0		3-6-0		
2-10-0	0-0-0	0-0-0		AWAY	0-0-0		2-4-0		0-6-0		
0-0-0	0-0-0	0-0-0		NEUTRAL	0-0-0		0-0-0		0-0-0		
<hr/>											
RPI	S	Opponent	Score	RPI	S	Opponent	Score	RPI	S	Opponent	Score
				44	A	Virginia	4 13	59	H	VCU	6 12
								117	A	Radford	4 5
								117	A	Radford	6 10
								117	A	Radford	6 11
								123	A	Gardner-Webb	5 9
								123	A	Gardner-Webb	3 2
								123	A	Gardner-Webb	9 7
								127	H	Winthrop	3 10
								127	H	Winthrop	3 9
								127	H	Winthrop	4 12
								141	H	Navy	2 8
								141	H	Navy	0 4
								151	A	High Point	7 8
								151	A	High Point	2 12
								151	A	High Point	1 3
								159	A	James Madison	1 3
								160	H	Presbyterian	6 5
								160	H	Presbyterian	11 13
								160	H	Presbyterian	1 10
								171	H	Army West Point	3 10
								171	H	Army West Point	2 12
								214	H	Albany (NY)	8 6
								214	H	Albany (NY)	9 0
								214	H	Albany (NY)	2 13
								226	A	Hawaii	3 9
								226	A	Hawaii	4 8
								226	A	Hawaii	4 5
								226	A	Hawaii	1 9
LAST 10 GAMES											
				160	H	Presbyterian	1 10	251	H	VMI	7 14
				160	H	Presbyterian	11 13	236	H	USC Upstate	2 4
				160	H	Presbyterian	6 5	236	H	USC Upstate	9 13
				141	H	Navy	0 4	236	H	USC Upstate	2 16
				141	H	Navy	2 8	262	A	Norfolk St.	5 3

Non-Div. I Games:

Longwood

RPI	S	Opponent	Score	
234	H	Monmouth	3	17
236	H	USC Upstate	2	4
236	H	USC Upstate	9	13
236	H	USC Upstate	2	16
250	H	Charleston So.	3	16
250	H	Charleston So.	3	2
250	H	Charleston So.	7	6
251	H	VMI	7	14
253	A	George Mason	3	4
253	H	George Mason	3	4
260	A	UNC Asheville	8	11
260	A	UNC Asheville	3	14
260	A	UNC Asheville	8	11
262	A	Norfolk St.	5	3
262	H	Norfolk St.	4	10
273	A	N.C. Central	6	9
298	H	UMES	6	1
298	H	UMES	4	3
298	H	UMES	4	2
298	H	UMES	0	3

Longwood

L
o
n
g
w
o
o
d

L
o
n
g
w
o
o
d

Average RPI Win: 259		WON-LOST RECORD		WINNING PCT. RANK		LAST 10 GAMES		STRENGTH OF SCHEDULE		OPP. STRENGTH OF SCHEDULE		TEAM RPI		ADJ RPI		CONF. RPI		ADJ CONF. RPI	
DIV. I ONLY		8-40-0		.16667 297		2-8-0		270		264		293		.37624 292		31		31	
DIV. I NON-CONF.		3-18-0		.14286 290		1-6-0		112		95		266		.43034 266		30		30	
TOTALS		RPI 1-25		RPI 26-50		W-L RECORDS		RPI 51-100		RPI 101-150		RPI 150+							
8-40-0		0-2-0		0-3-0		OVERALL		0-4-0		0-4-0		8-27-0							
2-12-0		0-0-0		0-0-0		HOME		0-0-0		0-1-0		2-11-0							
5-26-0		0-2-0		0-3-0		AWAY		0-4-0		0-3-0		5-14-0							
1-2-0		0-0-0		0-0-0		NEUTRAL		0-0-0		0-0-0		1-2-0							
3-18-0		0-2-0		0-3-0		NON-CONFERENCE		0-4-0		0-4-0		3-5-0							
1-3-0		0-0-0		0-0-0		HOME		0-0-0		0-1-0		1-2-0							
1-15-0		0-2-0		0-0-		AWAY		0-4-0		0-3-0		1-3-0							
1-0-0		0-0-0		0-0-0		NEUTRAL		0-0-0		0-0-0		1-0-0							
5-22-0		0-0-0		0-0-0		CONFERENCE		0-0-0		0-0-0		5-22-0							
1-9-0		0-0-0		0-0-0		HOME		0-0-0		0-0-0		1-9-0							
4-11-0		0-0-0		0-0-0		AWAY		0-0-0		0-0-0		4-11-0							
0-2-0		0-0-0		0-0-0		NEUTRAL		0-0-0		0-0-0		0-2-0							
RPI	S	Opponent		Score		RPI	S	Opponent		Score		RPI	S	Opponent		Score			
3	A	Mississippi St.		1	14	29	A	Ole Miss		2	12	88	A	UT Arlington		2	10		
6	A	Arkansas		4	16	29	A	Ole Miss		0	25	96	A	Incarnate Word		11	15		
						44	A	Oklahoma		0	8	96	A	Incarnate Word		3	9		
												96	A	Incarnate Word		1	12		
				</															

Non-Div. I Games:

Ark.-Pine Bluff

RPI	S	Opponent	Score	
265	H	Texas Southern	14	2
265	H	Texas Southern	3	6
268	N	Alabama St.	12	23
289	A	Alabama A&M	2	6
289	A	Alabama A&M	13	12
289	A	Alabama A&M	7	3
293	N	Alcorn	9	10
294	A	Prairie View	17	2
294	A	Prairie View	7	9
294	A	Prairie View	2	9
294	H	Prairie View	8	11
294	H	Prairie View	3	4

Ark.-Pine Bluff

A
r
k
.
-
P
i
n
e
B
l
u
f
f

A
r
k
.
-
P
i
n
e
B
l
u
f
f

Average RPI Win: 280		WON-LOST	WINNING	LAST 10	STRENGTH OF		OPP. STRENGTH	TEAM	ADJ		CONF.	ADJ CONF.
Average RPI Loss: 244		RECORD	PCT. RANK	GAMES	SCHEDULE		OF SCHEDULE	RPI	RPI		RPI	RPI
DIV. I ONLY		12-29-0	.29268	274	4-6-0		299	297	294		.37288	293
DIV. I NON-CONF.		2-7-0	.22222	271	0-1-0		240	237	253		.43763	253
TOTALS		RPI 1-25	RPI 26-50		W-L RECORDS		RPI 51-100		RPI 101-150		RPI 150+	
12-29-0		0-0-0	0-0-0		OVERALL		0-1-0		0-2-0		12-26-0	
3-8-0		0-0-0	0-0-0		HOME		0-0-0		0-0-0		3-8-0	
8-19-0		0-0-0	0-0-0		AWAY		0-1-0		0-2-0		8-16-0	
1-2-0		0-0-0	0-0-0		NEUTRAL		0-0-0		0-0-0		1-2-0	
2-7-0		0-0-0	0-0-0		NON-CONFERENCE		0-1-0		0-2-0		2-4-0	
0-0-0		0-0-0	0-0-0		HOME		0-0-0		0-0-0		0-0-0	
2-7-0		0-0-0	0-0-		AWAY		0-1-0		0-2-0		2-4-0	
0-0-0		0-0-0	0-0-0		NEUTRAL		0-0-0		0-0-0		0-0-0	
10-22-0		0-0-0	0-0-0		CONFERENCE		0-0-0		0-0-0		10-22-0	
3-8-0		0-0-0	0-0-0		HOME		0-0-0		0-0-0		3-8-0	
6-12-0		0-0-0	0-0-0		AWAY		0-0-0		0-0-0		6-12-0	
1-2-0		0-0-0	0-0-0		NEUTRAL		0-0-0		0-0-0		1-2-0	
RPI S	Opponent	Score	RPI S	Opponent	Score	RPI S	Opponent	Score	RPI S	Opponent	Score	
						93 A	Southeastern La.	3 13	101 A	McNeese	1 8	
									137 A	La.-Monroe	4 11	
									172 A	Nicholls St.	5 25	
									172 A	Nicholls St.	1 10	
									211 A	Southern U.	1 11	
									211 N	Southern U.	9 12	
									239 A	Grambling	7 8	
									239 H	Grambling	7 14	
									256 A	Jackson St.	18 4	
									256 A	Jackson St.	1 13	
									256 A	Jackson St.	4 9	
									256 H	Jackson St.	8 16	
									256 H	Jackson St.	5 2	
									256 H	Jackson St.	6 13	
									257 A	Florida A&M	5 4	
									257 A	Florida A&M	7 11	
									257 A	Florida A&M	8 7	
									257 A	Florida A&M	7 8	
									268 A	Alabama St.	6 14	
									268 A	Alabama St.	2 21	
									268 A	Alabama St.	1 13	
									268 A	Alabama St.	15 23	
									268 H	Alabama St.	5 10	
									268 H	Alabama St.	6 10	
									289 A	Alabama A&M	4 1	
									289 A	Alabama A&M	5 7	
									289 A	Alabama A&M	2 11	
LAST 10 GAMES												
			256 H	Jackson St.	5 2	296 A	Mississippi Val.	7 6				
			256 H	Jackson St.	8 16	296 A	Mississippi Val.	2 3				
			256 H	Jackson St.	6 13	239 H	Grambling	7 14				
			137 A	La.-Monroe	4 11	211 A	Southern U.	1 11				
			296 A	Mississippi Val.	14 12	268 A	Alabama St.	15 23				

Non-Div. I Games: Tougaloo 12 4 Tougaloo 6 4

Alcorn

RPI	S	Opponent	Score	
289	H	Alabama A&M	8	4
289	H	Alabama A&M	10	9
292	N	Ark.-Pine Bluff	10	9
294	A	Prairie View	11	9
294	A	Prairie View	12	1
294	A	Prairie View	6	12
294	N	Prairie View	3	10
296	A	Mississippi Val.	14	12
296	A	Mississippi Val.	2	3
296	A	Mississippi Val.	7	6
296	H	Mississippi Val.	5	15
296	H	Mississippi Val.	2	9
296	H	Mississippi Val.	2	14

Alcorn

A
l
c
o
r
n

A
l
c
o
r
n

Average RPI Win: 265		WON-LOST	WINNING	LAST 10	STRENGTH OF		OPP. STRENGTH	TEAM	ADJ	CONF.	ADJ CONF.	
Average RPI Loss: 202		RECORD	PCT. RANK	GAMES	SCHEDULE		OF SCHEDULE	RPI	RPI	RPI	RPI	
DIV. I ONLY		11-31-0	.2619	279	3-7-0		280	285	292	.37196	294	
DIV. I NON-CONF.		0-14-0	0	298	0-2-0		96	207	292	.37571	295	
TOTALS		RPI 1-25	RPI 26-50		W-L RECORDS		RPI 51-100		RPI 101-150		RPI 150+	
11-31-0	0-1-0	0-0-0		OVERALL		0-2-0		0-4-0		11-24-0		
6-12-0	0-0-0	0-0-0		HOME		0-1-0		0-0-0		6-11-0		
4-15-0	0-1-0	0-0-0		AWAY		0-1-0		0-2-0		4-11-0		
1-4-0	0-0-0	0-0-0		NEUTRAL		0-0-0		0-2-0		1-2-0		
0-14-0	0-1-0	0-0-0		NON-CONFERENCE		0-2-0		0-4-0		0-7-0		
0-3-0	0-0-0	0-0-0		HOME		0-1-0		0-0-0		0-2-0		
0-8-0	0-1-0	0-0-		AWAY		0-1-0		0-2-0		0-4-0		
0-3-0	0-0-0	0-0-0		NEUTRAL		0-0-0		0-2-0		0-1-0		
11-17-0	0-0-0	0-0-0		CONFERENCE		0-0-0		0-0-0		11-17-0		
6-9-0	0-0-0	0-0-0		HOME		0-0-0		0-0-0		6-9-0		
4-7-0	0-0-0	0-0-0		AWAY		0-0-0		0-0-0		4-7-0		
1-1-0	0-0-0	0-0-0		NEUTRAL		0-0-0		0-0-0		1-1-0		
RPI S	Opponent	Score		RPI S	Opponent	Score		RPI S	Opponent	Score		
13 A	Texas A&M	1	9					96 A	Incarnate Word	3	16	
								96 H	Incarnate Word	3	14	
									101 A	McNeese	1	4
									113 N	Central Mich.	2	15
									113 N	Central Mich.	3	12
									125 A	Rice	5	25
									164 A	A&M-Corpus Christi	5	8
									164 H	A&M-Corpus Christi	9	17
									169 H	SFA	5	8
									199 N	Eastern Ky.	1	11
									209 A	Lamar University	6	7
									211 A	Southern U.	5	8
									211 A	Southern U.	4	26
									211 A	Southern U.	10	6
									211 H	Southern U.	12	2
									211 H	Southern U.	4	6
									211 H	Southern U.	8	12
									216 A	Houston Baptist	5	21
									216 A	Houston Baptist	3	10
									239 A	Grambling	10	7
									239 A	Grambling	4	8
									239 A	Grambling	4	7
									239 H	Grambling	18	15
									239 H	Grambling	11	13
LAST 10 GAMES									239 H	Grambling	1	9
101 A	McNeese	1	4	265 A	Texas Southern	0	7	239 H	Grambling	3	14	
211 H	Southern U.	12	2	265 A	Texas Southern	3	14	265 A	Texas Southern	0	7	
211 H	Southern U.	4	6	265 A	Texas Southern	4	10	265 A	Texas Southern	4	10	
211 H	Southern U.	8	12	239 A	Grambling	4	8	265 A	Texas Southern	4	10	
96 H	Incarnate Word	3	14	239 A	Grambling	10	7	265 H	Texas Southern	5	7	
Non-Div. I Games:		Huston-Tillotson	9	3	Texas Col.	13	12	Jarvis Christian	4	10		
	Jarvis Christian	14	7	Houston-Victoria	10	9	Houston-Victoria	4	7			
								Texas Col.	9	4		
								Huston-Tillotson	12	7		

RPI	S	Opponent	Score	
265	H	Texas Southern	2	34
265	H	Texas Southern	5	3
268	N	Alabama St.	9	10
292	A	Ark.-Pine Bluff	11	8
292	A	Ark.-Pine Bluff	4	3
292	H	Ark.-Pine Bluff	9	2
292	H	Ark.-Pine Bluff	2	17
292	H	Ark.-Pine Bluff	9	7
293	H	Alcorn	12	6
293	H	Alcorn	1	12
293	H	Alcorn	9	11
293	N	Alcorn	10	3

Prairie View

P
r
a
i
r
i
e
V
i
e
w

P
r
a
i
r
i
e
V
i
e
w

Average RPI Win:	258	WON-LOST RECORD	WINNING PCT. RANK	LAST 10 GAMES	STRENGTH OF SCHEDULE	OPP. STRENGTH OF SCHEDULE	TEAM RPI	ADJ RPI	CONF. RPI	ADJ CONF. RPI					
Average RPI Loss:	236														
DIV. I ONLY	15-35-0	.3	272	2-8-0	298	291	295	.37181	295	29	29				
DIV. I NON-CONF.	7-19-0	.26923	257	0-2-0	296	298	298	.36137	298	29	29				
<hr/>															
TOTALS	RPI 1-25	RPI 26-50		W-L RECORDS		RPI 51-100		RPI 101-150		RPI 150+					
15-35-0	0-0-0	0-0-0		OVERALL		1-2-0		0-4-0		14-29-0					
5-16-0	0-0-0	0-0-0		HOME		0-0-0		0-1-0		5-15-0					
5-13-0	0-0-0	0-0-0		AWAY		1-2-0		0-1-0		4-10-0					
5-6-0	0-0-0	0-0-0		NEUTRAL		0-0-0		0-2-0		5-4-0					
7-19-0	0-0-0	0-0-0		NON-CONFERENCE		0-0-0		0-4-0		7-15-0					
1-8-0	0-0-0	0-0-0		HOME		0-0-0		0-1-0		1-7-0					
1-5-0	0-0-0	0-0-		AWAY		0-0-0		0-1-0		1-4-0					
5-6-0	0-0-0	0-0-0		NEUTRAL		0-0-0		0-2-0		5-4-0					
8-16-0	0-0-0	0-0-0		CONFERENCE		1-2-0		0-0-0		7-14-0					
4-8-0	0-0-0	0-0-0		HOME		0-0-0		0-0-0		4-8-0					
4-8-0	0-0-0	0-0-0		AWAY		1-2-0		0-0-0		3-6-0					
0-0-0	0-0-0	0-0-0		NEUTRAL		0-0-0		0-0-0		0-0-0					
RPI	S	Opponent	Score	RPI	S	Opponent	Score	RPI	S	Opponent	Score				
						94	A Bryant	1		4	113	N Central Mich.	1		13
						94	A Bryant	10		9	116	N Ball St.	9		12
						94	A Bryant	1		5	141	A Navy	7		11
											141	H Navy	4		8
											176	A Penn St.	6		8
											218	H Central Conn. St.	9		14
											218	H Central Conn. St.	1		6
											218	H Central Conn. St.	8		9
											245	N Georgetown	3		2
											246	H Sacred Heart	4		9
											246	H Sacred Heart	12		9
											246	H Sacred Heart	4		7
											247	A LIU Brooklyn	1		5
											247	A LIU Brooklyn	5		3
											247	A LIU Brooklyn	9		5
											253	A George Mason	13		14
											254	A Coppin St.	10		13
											254	H Coppin St.	2		4
											261	A Wagner	6		5
											261	A Wagner	8		9
											261	A Wagner	0		4
											261	H Wagner	9		8
											261	H Wagner	2		8
											261	H Wagner	4		8
											263	H UMBC	5		6
											263	H UMBC	5		6
											263	H UMBC	4		9
LAST 10 GAMES															
						176	A Penn St.	6		8	94	A Bryant	1		5
						246	H Sacred Heart	4		9	94	A Bryant	1		4
						246	H Sacred Heart	12		9	253	A George Mason	13		14
						246	H Sacred Heart	4		7	218	H Central Conn. St.	1		6
						94	A Bryant	10		9	218	H Central Conn. St.	8		9

Non-Div. I Games:

Mt. St. Mary's

RPI	S	Opponent	Score	
263	H	UMBC	4	10
269	N	St. Bonaventure	2	6
269	N	St. Bonaventure	5	4
271	N	Lehigh	8	6
271	N	Lehigh	5	10
271	N	Lehigh	4	9
280	H	Bucknell	16	7
283	N	Villanova	19	16
285	N	Chicago St.	3	5
285	N	Chicago St.	9	3
290	A	Fairleigh Dickinson	7	14
290	A	Fairleigh Dickinson	10	11
290	A	Fairleigh Dickinson	8	14
290	H	Fairleigh Dickinson	11	3
290	H	Fairleigh Dickinson	9	12
290	H	Fairleigh Dickinson	15	7
298	A	UMES	16	5
298	A	UMES	6	7
298	H	UMES	3	4
298	H	UMES	12	15

Mt. St. Mary's

M
t
.
S
t
.
M
a
r
y
'
s

M
t
.
S
t
.
M
a
r
y
'
s

Average RPI Win: 283		WON-LOST	WINNING	LAST 10	STRENGTH OF		OPP. STRENGTH	TEAM	ADJ	CONF.	ADJ CONF.
Average RPI Loss: 224		RECORD	PCT. RANK	GAMES	SCHEDULE		OF SCHEDULE	RPI	RPI	RPI	RPI
DIV. I ONLY		6-25-0	.19355	294	2-8-0		289	299	296	.3617	296
DIV. I NON-CONF.		0-7-0	0	298	0		31	66	278	.41135	280
TOTALS		RPI 1-25	RPI 26-50		W-L RECORDS		RPI 51-100		RPI 101-150		RPI 150+
6-25-0	0-1-0	0-0-0		OVERALL		0-1-0		0-5-0		6-18-0	
2-9-0	0-0-0	0-0-0		HOME		0-0-0		0-0-0		2-9-0	
4-16-0	0-1-0	0-0-0		AWAY		0-1-0		0-5-0		4-9-0	
0-0-0	0-0-0	0-0-0		NEUTRAL		0-0-0		0-0-0		0-0-0	
0-7-0	0-1-0	0-0-0		NON-CONFERENCE		0-1-0		0-5-0		0-0-0	
0-0-0	0-0-0	0-0-0		HOME		0-0-0		0-0-0		0-0-0	
0-7-0	0-1-0	0-0-		AWAY		0-1-0		0-5-0		0-0-0	
0-0-0	0-0-0	0-0-0		NEUTRAL		0-0-0		0-0-0		0-0-0	
6-18-0	0-0-0	0-0-0		CONFERENCE		0-0-0		0-0-0		6-18-0	
2-9-0	0-0-0	0-0-0		HOME		0-0-0		0-0-0		2-9-0	
4-9-0	0-0-0	0-0-0		AWAY		0-0-0		0-0-0		4-9-0	
0-0-0	0-0-0	0-0-0		NEUTRAL		0-0-0		0-0-0		0-0-0	
RPI S	Opponent	Score		RPI S	Opponent	Score		RPI S	Opponent	Score	
3 A	Mississippi St.	5	18					53 A	Louisiana Tech	1	21
									112 A	Northwestern St.	0 11
									112 A	Northwestern St.	0 9
									128 A	Memphis	1 8
									138 A	Arkansas St.	0 10
									138 A	Arkansas St.	2 4
									239 A	Grambling	7 9
									256 A	Jackson St.	3 19
									256 A	Jackson St.	2 5
									256 A	Jackson St.	2 12
									256 H	Jackson St.	1 11
									256 H	Jackson St.	2 0
									256 H	Jackson St.	3 13
									268 A	Alabama St.	12 11
									268 A	Alabama St.	6 12
									268 A	Alabama St.	3 13
									268 H	Alabama St.	4 5
									268 H	Alabama St.	2 12
									289 A	Alabama A&M	2 6
									289 A	Alabama A&M	0 6
									289 A	Alabama A&M	6 11
									289 H	Alabama A&M	0 1
									289 H	Alabama A&M	0 1
									289 H	Alabama A&M	5 9
									293 A	Alcorn	15 5
									293 A	Alcorn	14 2
									293 A	Alcorn	9 2
									293 H	Alcorn	12 14
									239 A	Grambling	7 9
Non-Div. I Games: Delta St. 6 12 Tougaloo 1 0 Tougaloo 13 9 Delta St. 0 8 Mississippi Val.											

MISSISSIPPI VAL.

M
i
s
s
i
s
s
i
p
p
i
v
a
l
.

Mississippi Val.

Average RPI Win: 284		WON-LOST	WINNING	LAST 10	STRENGTH OF		OPP. STRENGTH	TEAM	ADJ	CONF.	ADJ CONF.
Average RPI Loss: 225		RECORD	PCT. RANK	GAMES	SCHEDULE		OF SCHEDULE	RPI	RPI	RPI	RPI
DIV. I ONLY		5-43-0	.10417	298	1-9-0		266	294	297	.35674	297
DIV. I NON-CONF.		4-17-0	.19048	283	0-2-0		280	299	293	.3854	291
TOTALS		RPI 1-25	RPI 26-50		W-L RECORDS		RPI 51-100		RPI 101-150		RPI 150+
5-43-0		0-0-0	0-0-0		OVERALL		0-0-0		0-3-0		5-40-0
0-14-0		0-0-0	0-0-0		HOME		0-0-0		0-0-0		0-14-0
5-29-0		0-0-0	0-0-0		AWAY		0-0-0		0-3-0		5-26-0
0-0-0		0-0-0	0-0-0		NEUTRAL		0-0-0		0-0-0		0-0-0
4-17-0		0-0-0	0-0-0		NON-CONFERENCE		0-0-0		0-3-0		4-14-0
0-2-0		0-0-0	0-0-0		HOME		0-0-0		0-0-0		0-2-0
4-15-0		0-0-0	0-0-		AWAY		0-0-0		0-3-0		4-12-0
0-0-0		0-0-0	0-0-0		NEUTRAL		0-0-0		0-0-0		0-0-0
1-26-0		0-0-0	0-0-0		CONFERENCE		0-0-0		0-0-0		1-26-0
0-12-0		0-0-0	0-0-0		HOME		0-0-0		0-0-0		0-12-0
1-14-0		0-0-0	0-0-0		AWAY		0-0-0		0-0-0		1-14-0
0-0-0		0-0-0	0-0-0		NEUTRAL		0-0-0		0-0-0		0-0-0
RPI S	Opponent	Score	RPI S	Opponent	Score	RPI S	Opponent	Score	RPI S	Opponent	Score
									116 A	Ball St.	11 12
									116 A	Ball St.	6 11
									146 A	Dayton	3 9
									191 A	South Dakota St.	4 7
									191 A	South Dakota St.	0 8
									191 A	South Dakota St.	2 12
									191 H	South Dakota St.	2 12
									191 H	South Dakota St.	4 5
									191 H	South Dakota St.	0 8
									195 A	Purdue	2 11
									205 A	Omaha	0 26
									205 A	Omaha	1 6
									205 A	Omaha	4 11
									205 H	Omaha	0 5
									205 H	Omaha	2 13
									205 H	Omaha	2 4
									219 A	Oral Roberts	5 7
									219 A	Oral Roberts	3 13
									219 A	Oral Roberts	4 20
									219 H	Oral Roberts	2 25
									219 H	Oral Roberts	0 14
									219 H	Oral Roberts	0 10
					LAST 10 GAMES				219 H	Oral Roberts	0 10
			259 A	Toledo	8 13	191 A	South Dakota St.	2 12	237 A	Western Ill.	0 10
			264 A	North Dakota St.	9 11	191 A	South Dakota St.	4 7	237 A	Western Ill.	4 14
			264 A	North Dakota St.	7 20	191 A	South Dakota St.	0 8	237 A	Western Ill.	2 4
			264 A	North Dakota St.	6 5	219 H	Oral Roberts	0 14	242 A	Butler	1 7
			276 A	Bowling Green	1 3	219 H	Oral Roberts	0 10	242 A	Butler	0 16

Non-Div. I Games: Goshen 11 9

Purdue Fort Wayne

RPI	S	Opponent	Score	
242	A	Butler	3	18
255	A	Southeast Mo. St.	4	12
255	A	Southeast Mo. St.	1	10
255	A	Southeast Mo. St.	1	14
259	A	Toledo	8	13
259	H	Toledo	7	11
264	A	North Dakota St.	9	11
264	A	North Dakota St.	7	20
264	A	North Dakota St.	6	5
264	H	North Dakota St.	0	7
264	H	North Dakota St.	4	5
264	H	North Dakota St.	8	17
268	A	Alabama St.	1	7
268	A	Alabama St.	7	14
268	A	Alabama St.	9	10
276	A	Bowling Green	1	3
276	H	Bowling Green	4	10
289	A	Alabama A&M	10	2
289	A	Alabama A&M	9	8
289	A	Alabama A&M	6	5
289	A	Alabama A&M	5	4

Purdue Fort Wayne
n
e

P
u
r
d
u
e
F
o
r
t
W
a
y
n
e

Average RPI Win: 267		WON-LOST RECORD		WINNING PCT. RANK		LAST 10 GAMES		STRENGTH OF SCHEDULE		OPP. STRENGTH OF SCHEDULE		TEAM RPI		ADJ RPI		CONF. RPI		ADJ CONF. RPI		
DIV. I ONLY		10-44-0		.18519 296		0-10-0		287		298		298		.35672 298		30		30		
DIV. I NON-CONF.		6-24-0		.2 281		0-4-0		285		295		296		.36885 296		31		31		
TOTALS		RPI 1-25		RPI 26-50		W-L RECORDS		RPI 51-100		RPI 101-150		RPI 150+								
10-44-0		0-0-0		0-0-0		OVERALL		0-0-0		0-0-0		10-44-0								
6-16-0		0-0-0		0-0-0		HOME		0-0-0		0-0-0		6-16-0								
4-26-0		0-0-0		0-0-0		AWAY		0-0-0		0-0-0		4-26-0								
0-2-0		0-0-0		0-0-0		NEUTRAL		0-0-0		0-0-0		0-2-0								
6-24-0		0-0-0		0-0-0		NON-CONFERENCE		0-0-0		0-0-0		6-24-0								
3-7-0		0-0-0		0-0-0		HOME		0-0-0		0-0-0		3-7-0								
3-15-0		0-0-0		0-0-		AWAY		0-0-0		0-0-0		3-15-0								
0-2-0		0-0-0		0-0-0		NEUTRAL		0-0-0		0-0-0		0-2-0								
4-20-0		0-0-0		0-0-0		CONFERENCE		0-0-0		0-0-0		4-20-0								
3-9-0		0-0-0		0-0-0		HOME		0-0-0		0-0-0		3-9-0								
1-11-0		0-0-0		0-0-0		AWAY		0-0-0		0-0-0		1-11-0								
0-0-0		0-0-0		0-0-0		NEUTRAL		0-0-0		0-0-0		0-0-0								
RPI	S	Opponent	Score	RPI	S	Opponent	Score	RPI	S	Opponent	Score	RPI	S	Opponent	Score					
										173	A	Wofford		0	9					
										173	A	Wofford		5	13					
										174	H	Fordham		6	4					
										174	H	Fordham		1	2					
										174	H	Fordham		1	4					
										174	H	Fordham		2	7					
										197	A	Pittsburgh		2	26					
										197	A	Pittsburgh		0	11					
										199	A	Eastern Ky.		1	16					
										199	A	Eastern Ky.		1	5					
										199	N	Eastern Ky.		4	6					
										199	N	Eastern Ky.		8	27					
										217	A	George Washington		3	15					
										229	A	Delaware		2	8					
										234	H	Monmouth		0	3					
										234	H	Monmouth		3	11					
										245	A	Georgetown		5	13					
										245	A	Georgetown		2	4					
										249	A	La Salle		4	13					
										254	A	Coppin St.		2	9					
										254	A	Coppin St.		5	17					
										254	A	Coppin St.		2	12					
										254	A	Coppin St.		4	14					
										254	A	Coppin St.		7	11					
										254	A	Coppin St.		7	9					
										254	A	Coppin St.		1	8					
										254	H	Coppin St.		4	5					
LAST 10 GAMES																				
						245	A	Georgetown	2	4	197	A	Pittsburgh	2	26	254	A	Coppin St.	4	14
						245	A	Georgetown	5	13	197	A	Pittsburgh	0	11	254	A	Coppin St.	7	11
						262	H	Norfolk St.	2	3	254	A	Coppin St.	4	14	254	A	Coppin St.	7	9
						262	H	Norfolk St.	1	7	254	A	Coppin St.	7	9	254	H	Coppin St.	1	8
						262	H	Norfolk St.	5	6	254	A	Coppin St.	7	11	254	H	Coppin St.	4	5

Non-Div. I Games:

UMES

RPI	S	Opponent	Score	
254	H	Coppin St.	3	2
262	A	Norfolk St.	5	24
262	A	Norfolk St.	4	20
262	A	Norfolk St.	8	12
262	H	Norfolk St.	5	6
262	H	Norfolk St.	1	7
262	H	Norfolk St.	18	14
262	H	Norfolk St.	3	2
262	H	Norfolk St.	2	3
262	H	Norfolk St.	6	9
263	A	UMBC	1	6
271	H	Lehigh	1	13
271	H	Lehigh	5	1
274	A	Delaware St.	5	15
274	A	Delaware St.	12	8
274	A	Delaware St.	5	11
274	H	Delaware St.	2	6
274	H	Delaware St.	5	10
274	H	Delaware St.	2	9
291	A	Longwood	1	6
291	A	Longwood	3	4
291	A	Longwood	3	0
291	A	Longwood	2	4
295	A	Mt. St. Mary's	15	12
295	A	Mt. St. Mary's	4	3
295	H	Mt. St. Mary's	5	16
295	H	Mt. St. Mary's	7	6

UMES

UMES

Average RPI Win: 271		WON-LOST RECORD		WINNING PCT. RANK		LAST 10 GAMES		STRENGTH OF SCHEDULE		OPP. STRENGTH OF SCHEDULE		TEAM RPI		ADJ RPI		CONF. RPI		ADJ CONF. RPI	
DIV. I ONLY		4-44-0		.08333 299		1-9-0		244		292		299		.35224 299		28		28	
DIV. I NON-CONF.		2-25-0		.07407 294		1-3-0		245		297		299		.35553 299		27		27	
TOTALS		RPI 1-25		RPI 26-50		W-L RECORDS		RPI 51-100		RPI 101-150		RPI 150+							
4-44-0		0-0-0		0-0-0		OVERALL		0-0-0		0-6-0		4-38-0							
3-13-0		0-0-0		0-0-0		HOME		0-0-0		0-0-0		3-13-0							
1-26-0		0-0-0		0-0-0		AWAY		0-0-0		0-4-0		1-22-0							
0-5-0		0-0-0		0-0-0		NEUTRAL		0-0-0		0-2-0		0-3-0							
2-25-0		0-0-0		0-0-0		NON-CONFERENCE		0-0-0		0-3-0		2-22-0							
1-6-0		0-0-0		0-0-0		HOME		0-0-0		0-0-0		1-6-0							
1-14-0		0-0-0		0-0-		AWAY		0-0-0		0-1-0		1-13-0							
0-5-0		0-0-0		0-0-0		NEUTRAL		0-0-0		0-2-0		0-3-0							
2-19-0		0-0-0		0-0-0		CONFERENCE		0-0-0		0-3-0		2-16-0							
2-7-0		0-0-0		0-0-0		HOME		0-0-0		0-0-0		2-7-0							
0-12-0		0-0-0		0-0-0		AWAY		0-0-0		0-3-0		0-9-0							
0-0-0		0-0-0		0-0-0		NEUTRAL		0-0-0		0-0-0		0-0-0							
RPI S	Opponent	Score		RPI S	Opponent	Score		RPI S	Opponent	Score		RPI S	Opponent	Score					
										113 N	Central Mich.	2	21						
										113 N	Central Mich.	4	14						
										121 A	St. John's (NY)	5	7						
										132 A	Marist	2	6						
										132 A	Marist	4	6						
										132 A	Marist	1	20						
										174 H	Fordham	5	8						
										183 H	Seton Hall	1	8						
										184 A	Canisius	5	10						
										184 A	Canisius	5	7						
										184 A	Canisius	3	6						
										196 H	Fairfield	2	7						
										196 H	Fairfield	1	17						
										196 H	Fairfield	2	8						
										197 N	Pittsburgh	7	17						
										204 N	Hofstra	9	14						
										207 A	Quinnipiac	0	13						
										207 A	Quinnipiac	0	2						
										207 A	Quinnipiac	4	5						
										214 H	Albany (NY)	7	9						
										217 A	George Washington	0	20						
										217 A	George Washington	5	7						
										217 A	George Washington	0	9						
										218 A	Central Conn. St.	6	9						
										218 A	Central Conn. St.	3	5						
										218 A	Central Conn. St.	4	12						
										223 H	NJIT	2	6						
										223 H	NJIT	2	6						
LAST 10 GAMES										217 A	George Washington	5	7						
						227 A	Manhattan	2	15	132 A	Marist	1	20						
						227 A	Manhattan	6	7	132 A	Marist	2	6						
						227 A	Manhattan	7	15	271 H	Lehigh	8	6						
						223 H	NJIT	11	18	183 H	Seton Hall	1	8						
						132 A	Marist	4	6	290 A	Fairleigh Dickinson	1	9						

Non-Div. I Games:

Saint Peter's

RPI	S	Opponent	Score	
223	H	NJIT	11	18
227	A	Manhattan	6	7
227	A	Manhattan	2	15
227	A	Manhattan	7	15
234	H	Monmouth	3	0
234	H	Monmouth	1	27
234	H	Monmouth	4	18
242	N	Butler	7	21
249	A	La Salle	7	24
249	A	La Salle	4	14
261	A	Wagner	3	13
261	H	Wagner	6	17
271	A	Lehigh	5	13
271	H	Lehigh	8	6
287	H	Rider	3	14
287	H	Rider	7	6
287	H	Rider	0	7
290	A	Fairleigh Dickinson	1	9
290	A	Fairleigh Dickinson	5	1
290	A	Fairleigh Dickinson	0	6
290	A	Fairleigh Dickinson	8	18

Saint Peter's

S
a
i
n
t
P
e
t
e
r
'
s

S
a
i
n
t
P
e
t
e
r
'
s