

Florida

Florida

Florida

5 A South Carolina	5	4
30 H Georgia	4	1

F
l
o
r
i
d
a

F
l
o
r
i
d
a

Average RPI Win: 103		WON-LOST	WINNING	LAST 15	STRENGTH OF		OPP. STRENGTH	TEAM	ADJ	CONF.	ADJ CONF.
Average RPI Loss: 15		RECORD	PCT. RANK	GAMES	SCHEDULE		OF SCHEDULE	RPI	RPI	RPI	RPI
DIV. I ONLY		38-10-0	.79167	3	12-3-0		13	9	2	.63115	2
DIV. I NON-CONF.		22-2-0	.91667	2	6-0-0		95	66	3	.62453	3
TOTALS		RPI 1-25	RPI 26-50		W-L RECORDS		RPI 51-100		RPI 101-150		RPI 150+
38-10-0		10-8-0	3-2-0		OVERALL		9-0-0		5-0-0		11-0-0
29-1-0		5-1-0	1-0-0		HOME		8-0-0		5-0-0		10-0-0
9-9-0		5-7-0	2-2-0		AWAY		1-0-0		0-0-0		1-0-0
0-0-0		0-0-0	0-0-0		NEUTRAL		0-0-0		0-0-0		0-0-0
22-2-0		1-2-0	2-0-0		NON-CONFERENCE		6-0-0		5-0-0		8-0-0
18-0-0		0-0-0	1-0-0		HOME		5-0-0		5-0-0		7-0-0
4-2-0		1-2-0	1-0-		AWAY		1-0-0		0-0-0		1-0-0
0-0-0		0-0-0	0-0-0		NEUTRAL		0-0-0		0-0-0		0-0-0
16-8-0		9-6-0	1-2-0		CONFERENCE		3-0-0		0-0-0		3-0-0
11-1-0		5-1-0	0-0-0		HOME		3-0-0		0-0-0		3-0-0
5-7-0		4-5-0	1-2-0		AWAY		0-0-0		0-0-0		0-0-0
0-0-0		0-0-0	0-0-0		NEUTRAL		0-0-0		0-0-0		0-0-0
RPI S	Opponent	Score	RPI S	Opponent	Score	RPI S	Opponent	Score	RPI S	Opponent	Score
3 A	Miami (FL)	4 3	44 A	Boston College	1 6	53 H	Wright St.	9 1	104 H	Cincinnati	7 1
3 A	Miami (FL)	3 6	44 A	Boston College	1 2	72 H	Notre Dame	4 3	110 H	Xavier	11 1
3 A	Miami (FL)	4 8	44 A	Boston College	6 2	72 H	Notre Dame	1 0	126 H	FIU	7 0
7 A	Ole Miss	4 0	45 A	Kentucky	9 6	72 H	Notre Dame	8 2	133 H	Morehead St.	9 5
7 A	Ole Miss	2 4	45 H	Kentucky	7 6	89 H	Princeton	4 2	144 H	Longwood	10 1
7 A	Ole Miss	5 6				89 H	Princeton	11 0	152 H	St. John's (NY)	6 5
8 A	Florida St.	5 16				89 H	Princeton	9 1	152 H	St. John's (NY)	8 4
8 A	Florida St.	7 12				94 A	Western Ky.	17 0	152 H	St. John's (NY)	4 0
8 A	Florida St.	7 1				94 H	Western Ky.	14 2	193 H	Virginia Tech	8 4
9 H	Clemson	15 2							193 H	Virginia Tech	13 0
9 H	Clemson	9 8							193 H	Virginia Tech	9 3
9 H	Clemson	7 2							199 H	Eastern Ky.	14 2
13 A	North Carolina	2 3							271 H	SIUE	10 1
13 A	North Carolina	10 6							271 H	SIUE	21 4
13 A	North Carolina	6 0							271 H	SIUE	12 0
15 H	Virginia	3 6							280 A	Purdue	9 4
15 H	Virginia	11 4									
15 H	Virginia	15 0									
			LAST 15 GAMES								
			13 A	North Carolina	10 6	126 H	FIU	7 0			
			13 A	North Carolina	2 3	44 A	Boston College	6 2			
			13 A	North Carolina	6 0	44 A	Boston College	1 2			
			104 H	Cincinnati	7 1						
			152 H	St. John's (NY)	4 0						

Non-Div. I Games:

Louisville

152	H	St. John's (NY)	8	4
152	H	St. John's (NY)	6	5

L
o
u
i
s
v
i
l
l
e

L
o
u
i
s
v
i
l
l
e

Average RPI Win: 89		WON-LOST	WINNING	LAST 15	STRENGTH OF		OPP. STRENGTH	TEAM	ADJ	CONF.	ADJ CONF.
Average RPI Loss: 35		RECORD	PCT. RANK	GAMES	SCHEDULE		OF SCHEDULE	RPI	RPI	RPI	RPI
DIV. I ONLY		34-9-0	.7907	4	10-5-0		5	2	3	.62834	3
DIV. I NON-CONF.		18-3-0	.85714	8	5-1-0		22	22	5	.612	5
TOTALS		RPI 1-25	RPI 26-50		W-L RECORDS		RPI 51-100		RPI 101-150		RPI 150+
34-9-0		12-6-0	3-2-0		OVERALL		4-0-0		8-0-0		7-1-0
25-6-0		10-5-0	1-1-0		HOME		3-0-0		6-0-0		5-0-0
9-3-0		2-1-0	2-1-0		AWAY		1-0-0		2-0-0		2-1-0
0-0-0		0-0-0	0-0-0		NEUTRAL		0-0-0		0-0-0		0-0-0
18-3-0		1-2-0	1-1-0		NON-CONFERENCE		3-0-0		8-0-0		5-0-0
16-3-0		1-2-0	1-1-0		HOME		3-0-0		6-0-0		5-0-0
2-0-0		0-0-0	0-0-		AWAY		0-0-0		2-0-0		0-0-0
0-0-0		0-0-0	0-0-0		NEUTRAL		0-0-0		0-0-0		0-0-0
16-6-0		11-4-0	2-1-0		CONFERENCE		1-0-0		0-0-0		2-1-0
9-3-0		9-3-0	0-0-0		HOME		0-0-0		0-0-0		0-0-0
7-3-0		2-1-0	2-1-0		AWAY		1-0-0		0-0-0		2-1-0
0-0-0		0-0-0	0-0-0		NEUTRAL		0-0-0		0-0-0		0-0-0
RPI S	Opponent	Score		RPI S	Opponent	Score		RPI S	Opponent	Score	
1 H	Florida	5	3	31 H	Fla. Atlantic	3	4	72 A	Notre Dame	10	2
1 H	Florida	0	5	31 H	Fla. Atlantic	5	2	79 H	Rutgers	8	1
1 H	Florida	3	7	38 A	Duke	5	12	79 H	Rutgers	4	1
2 H	Louisville	8	4	38 A	Duke	14	2	79 H	Rutgers	2	0
2 H	Louisville	6	3	38 A	Duke	9	0				
2 H	Louisville	3	4								
9 H	Clemson	5	4								
9 H	Clemson	9	8								
9 H	Clemson	10	5								
13 H	North Carolina	10	4								
13 H	North Carolina	7	3								
13 H	North Carolina	7	4								
15 H	Virginia	5	6								
15 H	Virginia	9	2								
15 H	Virginia	3	7								
16 A	Georgia Tech	1	12								
16 A	Georgia Tech	12	2								
16 A	Georgia Tech	17	6								
				LAST 15 GAMES							
				16 A	Georgia Tech	17	6	15 H	Virginia	3	7
				16 A	Georgia Tech	12	2	15 H	Virginia	9	2
				16 A	Georgia Tech	1	12	15 H	Virginia	5	6
				31 H	Fla. Atlantic	5	2				
				137 H	Florida A&M	12	7				

Non-Div. I Games: Nova Southeastern 8 3 St. Thomas (FL) 7 6

Miami (FL)

137	H	Florida A&M	11	2
137	H	Florida A&M	13	3

M
i
a
m
i
(
F
L
)

M
i
a
m
i
(
F
L
)

Average RPI Win:		106	WON-LOST RECORD		WINNING PCT. RANK		LAST 15 GAMES		STRENGTH OF SCHEDULE		OPP. STRENGTH OF SCHEDULE		TEAM RPI		ADJ RPI		CONF. RPI		ADJ CONF. RPI					
DIV. I ONLY			37-10-0		.78723		5		12-3-0		26		7		4		.61642		4		2		2	
DIV. I NON-CONF.			21-2-0		.91304		5		3-0-0		185		88		10		.60304		10		2		2	
TOTALS		RPI 1-25		RPI 26-50		W-L RECORDS		RPI 51-100		RPI 101-150		RPI 150+												
37-10-0		7-6-0		4-0-0		OVERALL		11-3-0		4-1-0		11-0-0												
27-3-0		4-2-0		4-0-0		HOME		6-1-0		2-0-0		11-0-0												
10-7-0		3-4-0		0-0-0		AWAY		5-2-0		2-1-0		0-0-0												
0-0-0		0-0-0		0-0-0		NEUTRAL		0-0-0		0-0-0		0-0-0												
21-2-0		0-1-0		1-0-0		NON-CONFERENCE		7-1-0		2-0-0		11-0-0												
18-0-0		0-0-0		1-0-0		HOME		4-0-0		2-0-0		11-0-0												
3-2-0		0-1-0		0-0-		AWAY		3-1-0		0-0-0		0-0-0												
0-0-0		0-0-0		0-0-0		NEUTRAL		0-0-0		0-0-0		0-0-0												
16-8-0		7-5-0		3-0-0		CONFERENCE		4-2-0		2-1-0		0-0-0												
9-3-0		4-2-0		3-0-0		HOME		2-1-0		0-0-0		0-0-0												
7-5-0		3-3-0		0-0-0		AWAY		2-1-0		2-1-0		0-0-0												
0-0-0		0-0-0		0-0-0		NEUTRAL		0-0-0		0-0-0		0-0-0												
RPI	S	Opponent		Score		RPI	S	Opponent		Score		RPI	S	Opponent		Score								
1	A	Florida		7 10		30	H	Georgia		5 0		60	H	Alabama		4 7		103	H	SFA		21 1		
1	A	Florida		2 7		30	H	Georgia		10 2		60	H	Alabama		4 3		118	A	Auburn		7 9		
1	A	Florida		4 7		30	H	Georgia		15 1		60	H	Alabama		2 1		118	A	Auburn		12 10		
10	H	Vanderbilt		3 0		43	H	Northwestern St.		7 6		67	H	Fresno St.		3 2		118	A	Auburn		12 8		
10	H	Vanderbilt		1 0								67	H	Fresno St.		4 3		132	H	Texas		5 4		
10	H	Vanderbilt		1 6								67	H	Fresno St.		12 1		161	H	Texas St.		14 1		
12	A	Mississippi St.		10 5								86	A	Arkansas		6 2		177	H	Houston Baptist		3 2		
12	A	Mississippi St.		10 3								86	A	Arkansas		11 8		208	H	Yale		12 5		
12	A	Mississippi St.		10 6								86	A	Arkansas		5 9		208	H	Yale		13 0		
17	H	LSU		3 1								88	H	UT Arlington		7 3		208	H	Yale		10 2		
17	H	LSU		2 3								92	A	Houston		7 2		216	H	Abilene Christian		10 4		
17	H	LSU		6 1								96	A	Pepperdine		6 0		219	H	Hofstra		5 0		
22	A	Rice		3 4								96	A	Pepperdine		5 7		219	H	Hofstra		15 4		
												96	A	Pepperdine		4 0		219	H	Hofstra		5 2		
																		225	H	A&M-Corpus Christi		13 3		
																		298	H	Prairie View		11 0		
						LAST 15 GAMES																		
						10	H	Vanderbilt		3 0		60	H	Alabama		2 1								
						10	H	Vanderbilt		1 6		60	H	Alabama		4 7								
						10	H	Vanderbilt		1 0		60	H	Alabama		4 3								
						86	A	Arkansas		6 2														
						86	A	Arkansas		5 9														

Non-Div. I Games:

Texas A&M

86	A	Arkansas	11	8
88	H	UT Arlington	7	3

Average RPI Win:	120	WON-LOST	WINNING	LAST 15	STRENGTH OF	OPP. STRENGTH	TEAM	ADJ	CONF.	ADJ CONF.		
Average RPI Loss:	23	RECORD	PCT. RANK	GAMES	SCHEDULE	OF SCHEDULE	RPI	RPI	RPI	RPI		
DIV. I ONLY		36-11-0	.76596	6	9-6-0	23	13	5	.61216	5	2	2
DIV. I NON-CONF.		20-4-0	.83333	10	2-1-0	130	64	18	.58551	18	2	2
<hr/>												
TOTALS	RPI 1-25	RPI 26-50		W-L RECORDS		RPI 51-100		RPI 101-150		RPI 150+		
36-11-0	7-6-0	2-4-0		OVERALL		9-1-0		5-0-0		13-0-0		
27-2-0	3-1-0	0-0-0		HOME		9-1-0		4-0-0		11-0-0		
9-7-0	4-3-0	2-4-0		AWAY		0-0-0		1-0-0		2-0-0		
0-2-0	0-2-0	0-0-0		NEUTRAL		0-0-0		0-0-0		0-0-0		
20-4-0	2-3-0	0-0-0		NON-CONFERENCE		0-1-0		5-0-0		13-0-0		
17-1-0	2-0-0	0-0-0		HOME		0-1-0		4-0-0		11-0-0		
3-1-0	0-1-0	0-0-		AWAY		0-0-0		1-0-0		2-0-0		
0-2-0	0-2-0	0-0-0		NEUTRAL		0-0-0		0-0-0		0-0-0		
16-7-0	5-3-0	2-4-0		CONFERENCE		9-0-0		0-0-0		0-0-0		
10-1-0	1-1-0	0-0-0		HOME		9-0-0		0-0-0		0-0-0		
6-6-0	4-2-0	2-4-0		AWAY		0-0-0		0-0-0		0-0-0		
0-0-0	0-0-0	0-0-0		NEUTRAL		0-0-0		0-0-0		0-0-0		
RPI	S	Opponent	Score	RPI	S	Opponent	Score	RPI	S	Opponent	Score	
1	H	Florida	4 5	30	A	Georgia	3 1	54	H	Col. of Charleston	5 6	
1	H	Florida	2 1	30	A	Georgia	4 13	71	H	Tennessee	7 6	
7	A	Ole Miss	5 1	30	A	Georgia	3 5	71	H	Tennessee	4 3	
7	A	Ole Miss	9 5	45	A	Kentucky	10 5	71	H	Tennessee	7 4	
7	A	Ole Miss	4 0	45	A	Kentucky	0 6	86	H	Arkansas	10 6	
9	A	Clemson	1 4	45	A	Kentucky	4 5	86	H	Arkansas	8 6	
9	H	Clemson	8 1					86	H	Arkansas	6 2	
9	N	Clemson	0 5					97	H	Missouri	9 2	
10	A	Vanderbilt	6 10					97	H	Missouri	8 5	
10	A	Vanderbilt	4 0					97	H	Missouri	5 1	
10	A	Vanderbilt	3 6									
13	N	North Carolina	0 15									
14	H	Coastal Caro.	4 2									
				LAST 15 GAMES								
				45	A	Kentucky	4 5	97	H	Missouri	5 1	
				45	A	Kentucky	0 6	97	H	Missouri	8 5	
				45	A	Kentucky	10 5	134	A	Furman	14 4	
				226	H	USC Upstate	4 1					
				1	H	Florida	2 1					

Non-Div. I Games:

South Carolina

1 H Florida	4	5
97 H Missouri	9	2

S
o
u
t
h
C
a
r
o
l
i
n
a

S
o
u
t
h
C
a
r
o
l
i
n
a

Average RPI Win:		92	WON-LOST		WINNING		LAST 15		STRENGTH OF		OPP. STRENGTH		TEAM	ADJ		CONF.	ADJ CONF.				
Average RPI Loss:		36	RECORD		PCT. RANK		GAMES		SCHEDULE		OF SCHEDULE		RPI	RPI		RPI	RPI				
DIV. I ONLY			32-14-0		.69565		29		10-5-0		3		29		6		.60681				
DIV. I NON-CONF.			19-5-0		.79167		16		4-1-0		15		159		7		.60873				
TOTALS		RPI 1-25		RPI 26-50		W-L RECORDS		RPI 51-100		RPI 101-150		RPI 150+									
32-14-0		7-6-0		8-4-0		OVERALL		7-4-0		3-0-0		7-0-0									
21-6-0		1-0-0		8-3-0		HOME		5-3-0		2-0-0		5-0-0									
9-7-0		6-6-0		0-1-0		AWAY		0-0-0		1-0-0		2-0-0									
2-1-0		0-0-0		0-0-0		NEUTRAL		2-1-0		0-0-0		0-0-0									
19-5-0		2-1-0		2-1-0		NON-CONFERENCE		5-3-0		3-0-0		7-0-0									
13-2-0		1-0-0		2-0-0		HOME		3-2-0		2-0-0		5-0-0									
4-2-0		1-1-0		0-0-		AWAY		0-0-0		1-0-0		2-0-0									
2-1-0		0-0-0		0-0-0		NEUTRAL		2-1-0		0-0-0		0-0-0									
13-9-0		5-5-0		6-3-0		CONFERENCE		2-1-0		0-0-0		0-0-0									
8-4-0		0-0-0		6-3-0		HOME		2-1-0		0-0-0		0-0-0									
5-5-0		5-5-0		0-0-0		AWAY		0-0-0		0-0-0		0-0-0									
0-0-0		0-0-0		0-0-0		NEUTRAL		0-0-0		0-0-0		0-0-0									
RPI	S	Opponent		Score		RPI	S	Opponent		Score		RPI	S	Opponent		Score					
8	A	Florida St.		5	8	28	A	UNCW		4	6	53	H	Wright St.		8	4				
9	A	Clemson		5	10	28	H	UNCW		5	2	53	H	Wright St.		6	1				
9	A	Clemson		20	9	29	H	Wake Forest		11	7	53	H	Wright St.		8	10				
9	A	Clemson		1	2	29	H	Wake Forest		6	1	60	N	Alabama		2	1				
14	A	Coastal Caro.		13	10	29	H	Wake Forest		3	2	61	N	Old Dominion		0	5				
15	A	Virginia		8	7	38	H	Duke		1	2	72	H	Notre Dame		16	6				
15	A	Virginia		3	5	38	H	Duke		3	2	72	H	Notre Dame		9	1				
15	A	Virginia		5	2	38	H	Duke		12	2	72	H	Notre Dame		4	8				
16	A	Georgia Tech		7	16	40	H	UNCG		8	4	75	N	Kent St.		7	5				
16	A	Georgia Tech		8	3	44	H	Boston College		0	1	76	H	Indiana St.		8	3				
16	A	Georgia Tech		15	6	44	H	Boston College		3	2	76	H	Indiana St.		7	11				
25	A	East Carolina		3	15	44	H	Boston College		0	7										
25	H	East Carolina		6	1																
LAST 15 GAMES																					
9 A Clemson						1	2	287 H N.C. A&T										25	1		
9 A Clemson						20	9	287 A N.C. A&T										9	1		
9 A Clemson						5	10	25 A East Carolina						3	15						
38 H Duke						1	2														
38 H Duke						12	2														

Non-Div. I Games:

North Carolina St.

38	H	Duke	3	2
25	H	East Carolina	6	1

N
o
r
t
h
C
a
r
o
l
i
n
a
S
t
.

N
o
r
t
h
C
a
r
o
l
i
n
a
S
t
.

Average RPI Win: 114		WON-LOST	WINNING	LAST 15	STRENGTH OF		OPP. STRENGTH	TEAM	ADJ	CONF.	ADJ CONF.
Average RPI Loss: 24		RECORD	PCT. RANK	GAMES	SCHEDULE		OF SCHEDULE	RPI	RPI	RPI	RPI
DIV. I ONLY		36-13-0	.73469	14	10-5-0		18	6	7	.60282	7
DIV. I NON-CONF.		22-2-0	.91667	2	3-0-0		49	73	4	.62375	4
TOTALS		RPI 1-25	RPI 26-50		W-L RECORDS		RPI 51-100		RPI 101-150		RPI 150+
36-13-0		7-9-0	2-1-0		OVERALL		8-3-0		10-0-0		9-0-0
23-6-0		4-6-0	0-0-0		HOME		5-0-0		7-0-0		7-0-0
10-6-0		2-2-0	2-1-0		AWAY		3-3-0		2-0-0		1-0-0
3-1-0		1-1-0	0-0-0		NEUTRAL		0-0-0		1-0-0		1-0-0
22-2-0		4-2-0	0-0-0		NON-CONFERENCE		2-0-0		7-0-0		9-0-0
15-2-0		2-2-0	0-0-0		HOME		2-0-0		4-0-0		7-0-0
4-0-0		1-0-0	0-0-0		AWAY		0-0-0		2-0-0		1-0-0
3-0-0		1-0-0	0-0-0		NEUTRAL		0-0-0		1-0-0		1-0-0
14-11-0		3-7-0	2-1-0		CONFERENCE		6-3-0		3-0-0		0-0-0
8-4-0		2-4-0	0-0-0		HOME		3-0-0		3-0-0		0-0-0
6-6-0		1-2-0	2-1-0		AWAY		3-3-0		0-0-0		0-0-0
0-1-0		0-1-0	0-0-0		NEUTRAL		0-0-0		0-0-0		0-0-0
RPI S	Opponent	Score	RPI S	Opponent	Score	RPI S	Opponent	Score	RPI S	Opponent	Score
2 H	Louisville	6 5	30 A	Georgia	6 4	58 H	Southeast Mo. St.	10 2	104 N	Cincinnati	7 1
2 H	Louisville	0 4	30 A	Georgia	2 13	58 H	Southeast Mo. St.	6 4	118 H	Auburn	6 5
2 H	Louisville	4 2	30 A	Georgia	7 3	60 A	Alabama	0 2	118 H	Auburn	7 4
5 H	South Carolina	0 4				60 A	Alabama	4 0	118 H	Auburn	6 4
5 H	South Carolina	1 5				60 A	Alabama	2 7	122 A	UAB	8 1
5 H	South Carolina	5 9				71 A	Tennessee	2 3	122 A	UAB	5 1
12 A	Mississippi St.	1 3				71 A	Tennessee	6 4	126 H	FIU	16 5
12 A	Mississippi St.	8 5				71 A	Tennessee	10 7	126 H	FIU	9 2
12 A	Mississippi St.	2 6				86 H	Arkansas	8 7	126 H	FIU	7 4
12 N	Mississippi St.	0 2				86 H	Arkansas	14 9	142 H	Arkansas St.	4 3
14 A	Coastal Caro.	8 2				86 H	Arkansas	7 3	168 N	Ball St.	7 3
17 H	LSU	3 6							205 H	Murray St.	8 3
17 H	LSU	7 6							224 A	Memphis	7 0
17 H	LSU	8 2							224 H	Memphis	9 7
18 H	Southern Miss.	1 5							261 H	Ark.-Pine Bluff	12 1
18 N	Southern Miss.	6 2							266 H	UT Martin	8 2
									273 H	Grambling	6 1
									273 H	Grambling	15 2
									273 H	Grambling	7 3
LAST 15 GAMES											
30 A	Georgia	2 13	12 N	Mississippi St.	0 2						
30 A	Georgia	7 3	118 H	Auburn	6 5						
30 A	Georgia	6 4	118 H	Auburn	7 4						
261 H	Ark.-Pine Bluff	12 1									
17 H	LSU	8 2									

Non-Div. I Games:

Ole Miss

17 H LSU	3	6
17 H LSU	7	6

O
l
e
M
i
s
s

O
l
e
M
i
s
s

Average RPI Win: 100		WON-LOST RECORD		WINNING PCT. RANK		LAST 15 GAMES		STRENGTH OF SCHEDULE		OPP. STRENGTH OF SCHEDULE		TEAM RPI		ADJ RPI		CONF. RPI		ADJ CONF. RPI					
Average RPI Loss: 32																							
DIV. I ONLY		32-13-0		.71111		22		10-4-0		8		12		8		.60245		8		1		1	
DIV. I NON-CONF.		18-7-0		.72		40		5-0-0		50		36		42		.56006		42		1		1	
TOTALS		RPI 1-25				RPI 26-50		W-L RECORDS				RPI 51-100				RPI 101-150				RPI 150+			
32-13-0		8-7-0				4-3-0		OVERALL				5-2-0				7-0-0				8-1-0			
26-6-0		7-3-0				0-0-0		HOME				5-2-0				7-0-0				7-1-0			
6-6-0		1-3-0				4-3-0		AWAY				0-0-0				0-0-0				1-0-0			
0-1-0		0-1-0				0-0-0		NEUTRAL				0-0-0				0-0-0				0-0-0			
18-7-0		1-4-0				0-0-0		NON-CONFERENCE				2-2-0				7-0-0				8-1-0			
17-5-0		1-2-0				0-0-0		HOME				2-2-0				7-0-0				7-1-0			
1-1-0		0-1-0				0-0-		AWAY				0-0-0				0-0-0				1-0-0			
0-1-0		0-1-0				0-0-0		NEUTRAL				0-0-0				0-0-0				0-0-0			
14-6-0		7-3-0				4-3-0		CONFERENCE				3-0-0				0-0-0				0-0-0			
9-1-0		6-1-0				0-0-0		HOME				3-0-0				0-0-0				0-0-0			
5-5-0		1-2-0				4-3-0		AWAY				0-0-0				0-0-0				0-0-0			
0-0-0		0-0-0				0-0-0		NEUTRAL				0-0-0				0-0-0				0-0-0			
RPI	S	Opponent		Score		RPI	S	Opponent		Score		RPI	S	Opponent		Score		RPI	S	Opponent		Score	
1	A	Florida		0	6	29	A	Wake Forest		13	8	54	H	Col. of Charleston		1	2	107	H	Rhode Island		23	4
1	H	Florida		2	8	29	A	Wake Forest		0	9	54	H	Col. of Charleston		8	3	107	H	Rhode Island		19	1
1	N	Florida		2	3	29	A	Wake Forest		2	4	54	H	Col. of Charleston		11	2	107	H	Rhode Island		8	1
2	H	Louisville		16	5	44	A	Boston College		3	0	65	H	Jacksonville		3	7	127	H	UCF		5	4
2	H	Louisville		12	7	49	A	Pittsburgh		10	2	72	H	Notre Dame		12	6	127	H	UCF		7	2
2	H	Louisville		1	7	49	A	Pittsburgh		17	4	72	H	Notre Dame		7	6	146	H	Stetson		8	5
6	H	North Carolina St.		8	5	49	A	Pittsburgh		2	5	72	H	Notre Dame		11	6	146	H	Stetson		8	6
9	A	Clemson		3	7													152	H	St. John's (NY)		1	5
9	A	Clemson		3	10													152	H	St. John's (NY)		9	2
9	A	Clemson		11	2													152	H	St. John's (NY)		16	4
11	H	Texas Tech		10	1													185	A	South Fla.		12	4
11	H	Texas Tech		4	8													217	H	Toledo		3	2
16	H	Georgia Tech		14	9													247	H	Villanova		11	10
16	H	Georgia Tech		8	2													264	H	Bowling Green		6	1
16	H	Georgia Tech		8	3													264	H	Bowling Green		6	1
																		264	H	Bowling Green		10	0
LAST 15 GAMES																							
264	H	Bowling Green		6	1	72	H	Notre Dame		7	6												
264	H	Bowling Green		10	0	72	H	Notre Dame		12	6												
264	H	Bowling Green		6	1	146	H	Stetson		8	6												
9	A	Clemson		3	7																		
9	A	Clemson		11	2																		

Non-Div. I Games:

Florida St.

9 A Clemson	3	10
72 H Notre Dame	11	6

F
l
o
r
i
d
a
S
t
.

F
l
o
r
i
d
a
S
t
.

Average RPI Win:	98	WON-LOST	WINNING	LAST 15	STRENGTH OF	OPP. STRENGTH	TEAM	ADJ	CONF.	ADJ CONF.		
Average RPI Loss:	29	RECORD	PCT. RANK	GAMES	SCHEDULE	OF SCHEDULE	RPI	RPI	RPI	RPI		
DIV. I ONLY		31-16-0	.65957	39	8-7-0	7	1	9	.60096	9	1	1
DIV. I NON-CONF.		18-2-0	.9	6	3-0-0	157	26	9	.60408	9	1	1
<hr/>												
TOTALS	RPI 1-25	RPI 26-50		W-L RECORDS		RPI 51-100		RPI 101-150		RPI 150+		
31-16-0	7-11-0	10-4-0		OVERALL		0-0-0		4-0-0		10-1-0		
22-6-0	6-4-0	6-1-0		HOME		0-0-0		2-0-0		8-1-0		
8-10-0	0-7-0	4-3-0		AWAY		0-0-0		2-0-0		2-0-0		
1-0-0	1-0-0	0-0-0		NEUTRAL		0-0-0		0-0-0		0-0-0		
18-2-0	2-1-0	2-0-0		NON-CONFERENCE		0-0-0		4-0-0		10-1-0		
12-1-0	1-0-0	1-0-0		HOME		0-0-0		2-0-0		8-1-0		
5-1-0	0-1-0	1-0-		AWAY		0-0-0		2-0-0		2-0-0		
1-0-0	1-0-0	0-0-0		NEUTRAL		0-0-0		0-0-0		0-0-0		
13-14-0	5-10-0	8-4-0		CONFERENCE		0-0-0		0-0-0		0-0-0		
10-5-0	5-4-0	5-1-0		HOME		0-0-0		0-0-0		0-0-0		
3-9-0	0-6-0	3-3-0		AWAY		0-0-0		0-0-0		0-0-0		
0-0-0	0-0-0	0-0-0		NEUTRAL		0-0-0		0-0-0		0-0-0		
RPI	S	Opponent	Score	RPI	S	Opponent	Score	RPI	S	Opponent	Score	
2	A	Louisville	8 9	29	A	Wake Forest	6 5	125	A	Western Caro.	10 8	
2	A	Louisville	2 15	29	A	Wake Forest	13 8	125	H	Western Caro.	7 6	
2	A	Louisville	2 7	29	A	Wake Forest	4 6	134	A	Furman	9 7	
3	A	Miami (FL)	8 9	30	A	Georgia	11 6	134	H	Furman	7 6	
3	A	Miami (FL)	4 5	30	H	Georgia	12 0	163	H	Winthrop	4 3	
3	A	Miami (FL)	5 10	38	A	Duke	1 2	172	H	Wofford	7 0	
5	A	South Carolina	1 8	38	A	Duke	3 2	181	H	Presbyterian	8 4	
5	H	South Carolina	4 1	38	A	Duke	3 5	202	H	James Madison	6 1	
5	N	South Carolina	5 0	44	H	Boston College	6 1	202	H	James Madison	11 2	
6	H	North Carolina St.	9 20	44	H	Boston College	6 2	202	H	James Madison	10 1	
6	H	North Carolina St.	10 5	44	H	Boston College	3 2	236	A	The Citadel	12 1	
6	H	North Carolina St.	2 1	49	H	Pittsburgh	4 3	236	A	The Citadel	5 4	
8	H	Florida St.	10 3	49	H	Pittsburgh	5 15	249	H	Maine	9 4	
8	H	Florida St.	2 11	49	H	Pittsburgh	14 6	249	H	Maine	3 4	
8	H	Florida St.	7 3					249	H	Maine	19 2	
16	H	Georgia Tech	1 16									
16	H	Georgia Tech	8 7									
16	H	Georgia Tech	5 7									
				LAST 15 GAMES								
				6	H	North Carolina St.	2 1	16	H	Georgia Tech	5 7	
				6	H	North Carolina St.	9 20	16	H	Georgia Tech	1 16	
				6	H	North Carolina St.	10 5	16	H	Georgia Tech	8 7	
				134	H	Furman	7 6					
				8	H	Florida St.	7 3					

Non-Div. I Games:

Clemson

8 H Florida St.	2	11
8 H Florida St.	10	3

C
l
e
m
s
o
n

C
l
e
m
s
o
n

Average RPI Win:		114	WON-LOST RECORD		WINNING PCT. RANK		LAST 15 GAMES		STRENGTH OF SCHEDULE		OPP. STRENGTH OF SCHEDULE		TEAM RPI		ADJ RPI		CONF. RPI		ADJ CONF. RPI					
DIV. I ONLY			36-12-0		.75		9		10-5-0		49		10		10		.5978		10		2		2	
DIV. I NON-CONF.			22-2-0		.91667		2		3-0-0		229		92		14		.59254		14		2		2	
TOTALS		RPI 1-25		RPI 26-50		W-L RECORDS		RPI 51-100		RPI 101-150		RPI 150+												
36-12-0		5-7-0		5-1-0		OVERALL		8-3-0		7-0-0		11-1-0												
27-4-0		3-3-0		5-1-0		HOME		2-0-0		7-0-0		10-0-0												
8-8-0		2-4-0		0-0-0		AWAY		6-3-0		0-0-0		0-1-0												
1-0-0		0-0-0		0-0-0		NEUTRAL		0-0-0		0-0-0		1-0-0												
22-2-0		0-0-0		0-0-0		NON-CONFERENCE		4-1-0		7-0-0		11-1-0												
19-0-0		0-0-0		0-0-0		HOME		2-0-0		7-0-0		10-0-0												
2-2-0		0-0-0		0-0-		AWAY		2-1-0		0-0-0		0-1-0												
1-0-0		0-0-0		0-0-0		NEUTRAL		0-0-0		0-0-0		1-0-0												
14-10-0		5-7-0		5-1-0		CONFERENCE		4-2-0		0-0-0		0-0-0												
8-4-0		3-3-0		5-1-0		HOME		0-0-0		0-0-0		0-0-0												
6-6-0		2-4-0		0-0-0		AWAY		4-2-0		0-0-0		0-0-0												
0-0-0		0-0-0		0-0-0		NEUTRAL		0-0-0		0-0-0		0-0-0												
RPI	S	Opponent		Score		RPI	S	Opponent		Score		RPI	S	Opponent		Score								
4	A	Texas A&M		0	1	30	H	Georgia		10	3	71	A	Tennessee		3	5	110	H	Xavier		5	2	
4	A	Texas A&M		6	1	30	H	Georgia		15	3	71	A	Tennessee		6	0	110	H	Xavier		14	3	
4	A	Texas A&M		0	3	30	H	Georgia		10	3	71	A	Tennessee		1	2	110	H	Xavier		7	0	
5	H	South Carolina		0	4	45	H	Kentucky		3	2	81	A	Stanford		5	2	128	H	San Diego		8	4	
5	H	South Carolina		6	3	45	H	Kentucky		3	0	81	A	Stanford		1	4	128	H	San Diego		13	6	
5	H	South Carolina		10	6	45	H	Kentucky		0	3	81	A	Stanford		4	1	128	H	San Diego		17	1	
12	H	Mississippi St.		4	5							83	H	Austin Peay		8	5	148	H	Central Ark.		8	6	
12	H	Mississippi St.		1	2							94	H	Western Ky.		6	1	162	A	Middle Tenn.		4	7	
12	H	Mississippi St.		12	6							97	A	Missouri		2	0	162	H	Middle Tenn.		7	4	
17	A	LSU		4	13							97	A	Missouri		8	6	194	H	Radford		12	0	
17	A	LSU		2	3							97	A	Missouri		17	7	194	H	Radford		13	4	
17	A	LSU		9	7													195	H	Ill.-Chicago		20	8	
																		195	H	Ill.-Chicago		6	5	
																		195	H	Ill.-Chicago		9	0	
																		201	N	Belmont		8	2	
																		210	H	Lipscomb		4	3	
																		223	H	Northern Ill.		9	2	
																		266	H	UT Martin		11	6	
																		275	H	Eastern Ill.		9	1	
						LAST 15 GAMES																		
						4	A	Texas A&M		0	3	83	H	Austin Peay		8	5							
						4	A	Texas A&M		6	1	71	A	Tennessee		3	5							
						4	A	Texas A&M		0	1	71	A	Tennessee		1	2							
						94	H	Western Ky.		6	1													
						30	H	Georgia		10	3													

Non-Div. I Games:

Vanderbilt

30	H	Georgia	10	3
30	H	Georgia	15	3

V
a
n
d
e
r
b
i
l
l
t

V
a
n
d
e
r
b
i
l
l
t

Average RPI Win:	107	WON-LOST RECORD	WINNING PCT. RANK	LAST 15 GAMES	STRENGTH OF SCHEDULE	OPP. STRENGTH OF SCHEDULE	TEAM RPI	ADJ RPI	CONF. RPI	ADJ CONF. RPI		
Average RPI Loss:	87											
DIV. I ONLY		37-13-0	.74	12	11-4-0	38	32	11	.59583	11	4	4
DIV. I NON-CONF.		20-9-0	.68966	49	5-1-0	24	32	21	.58221	21	5	5
<hr/>												
TOTALS	RPI 1-25	RPI 26-50		W-L RECORDS		RPI 51-100		RPI 101-150		RPI 150+		
37-13-0	4-2-0	4-2-0		OVERALL		11-3-0		8-5-0		10-1-0		
18-6-0	0-0-0	1-2-0		HOME		6-0-0		5-3-0		6-1-0		
16-6-0	3-2-0	3-0-0		AWAY		4-2-0		3-2-0		3-0-0		
3-1-0	1-0-0	0-0-0		NEUTRAL		1-1-0		0-0-0		1-0-0		
20-9-0	2-1-0	1-2-0		NON-CONFERENCE		8-3-0		2-2-0		7-1-0		
11-4-0	0-0-0	1-2-0		HOME		3-0-0		1-1-0		6-1-0		
6-4-0	1-1-0	0-0-		AWAY		4-2-0		1-1-0		0-0-0		
3-1-0	1-0-0	0-0-0		NEUTRAL		1-1-0		0-0-0		1-0-0		
17-4-0	2-1-0	3-0-0		CONFERENCE		3-0-0		6-3-0		3-0-0		
7-2-0	0-0-0	0-0-0		HOME		3-0-0		4-2-0		0-0-0		
10-2-0	2-1-0	3-0-0		AWAY		0-0-0		2-1-0		3-0-0		
0-0-0	0-0-0	0-0-0		NEUTRAL		0-0-0		0-0-0		0-0-0		
RPI S	Opponent	Score	RPI S	Opponent	Score	RPI S	Opponent	Score	RPI S	Opponent	Score	
8 A	Florida St.	8 4	27 A	Oklahoma St.	8 2	51 A	California	11 8	123 H	Kansas St.	10 3	
8 A	Florida St.	1 10	27 A	Oklahoma St.	5 1	51 A	California	2 9	123 H	Kansas St.	6 5	
19 A	TCU	3 1	27 A	Oklahoma St.	15 5	59 A	New Mexico	7 4	123 H	Kansas St.	10 4	
19 A	TCU	7 3	41 H	Cal St. Fullerton	6 5	59 A	New Mexico	5 6	124 A	UNLV	14 6	
19 A	TCU	6 13	41 H	Cal St. Fullerton	3 7	59 H	New Mexico	14 10	124 A	UNLV	5 8	
21 N	La.-Lafayette	5 3	41 H	Cal St. Fullerton	1 4	78 A	Sam Houston St.	11 6	130 A	Baylor	5 0	
						78 H	Sam Houston St.	8 6	130 A	Baylor	6 5	
						78 H	Sam Houston St.	20 3	130 A	Baylor	3 4	
						86 N	Arkansas	6 10	132 H	Texas	13 6	
						88 A	UT Arlington	6 4	132 H	Texas	1 17	
						92 N	Houston	3 2	132 H	Texas	4 7	
						99 H	Oklahoma	6 1	141 H	New Mexico St.	6 7	
						99 H	Oklahoma	5 0	141 H	New Mexico St.	14 2	
						99 H	Oklahoma	13 7	165 H	Milwaukee	12 0	
									165 H	Milwaukee	3 10	
									165 H	Milwaukee	12 3	
									165 H	Milwaukee	9 1	
									186 H	San Diego St.	10 0	
									186 H	San Diego St.	3 1	
									186 H	San Diego St.	7 2	
									197 A	Kansas	6 3	
									197 A	Kansas	10 3	
									197 A	Kansas	9 2	
									216 N	Abilene Christian	5 4	

19	A	TCU	7	3
216	N	Abilene Christian	5	4

T
e
x
a
s
T
e
c
h

T
e
x
a
s
T
e
c
h

Average RPI Win:		108	WON-LOST RECORD		WINNING PCT. RANK	LAST 15 GAMES		STRENGTH OF SCHEDULE		OPP. STRENGTH OF SCHEDULE	TEAM RPI	ADJ RPI	CONF. RPI	ADJ CONF. RPI			
Average RPI Loss:		39															
DIV. I ONLY		33-14-1			.69792	27	10-5-0	11		18	12	.59403	12	2	2		
DIV. I NON-CONF.		17-5-1			.76087	26	2-0-0	208		158	84	.53602	84	2	2		
TOTALS		RPI 1-25		RPI 26-50		W-L RECORDS		RPI 51-100		RPI 101-150		RPI 150+					
33-14-1		10-7-0		3-3-0		OVERALL		8-3-1		2-0-0		10-1-0					
21-9-0		2-4-0		3-3-0		HOME		6-1-0		0-0-0		10-1-0					
9-5-0		6-3-0		0-0-0		AWAY		2-2-0		1-0-0		0-0-0					
3-0-1		2-0-0		0-0-0		NEUTRAL		0-0-1		1-0-0		0-0-0					
17-5-1		1-0-0		1-2-0		NON-CONFERENCE		3-2-1		2-0-0		10-1-0					
14-4-0		0-0-0		1-2-0		HOME		3-1-0		0-0-0		10-1-0					
1-1-0		0-0-0		0-0-		AWAY		0-1-0		1-0-0		0-0-0					
2-0-1		1-0-0		0-0-0		NEUTRAL		0-0-1		1-0-0		0-0-0					
16-9-0		9-7-0		2-1-0		CONFERENCE		5-1-0		0-0-0		0-0-0					
7-5-0		2-4-0		2-1-0		HOME		3-0-0		0-0-0		0-0-0					
8-4-0		6-3-0		0-0-0		AWAY		2-1-0		0-0-0		0-0-0					
1-0-0		1-0-0		0-0-0		NEUTRAL		0-0-0		0-0-0		0-0-0					
RPI	S	Opponent		Score		RPI	S	Opponent		Score		RPI	S	Opponent		Score	
1	A	Florida		2	8	30	H	Georgia		8	11	60	A	Alabama		3	4
1	A	Florida		10	4	30	H	Georgia		9	2	60	A	Alabama		2	1
1	A	Florida		2	1	30	H	Georgia		3	1	60	A	Alabama		12	5
4	H	Texas A&M		3	10	31	H	Fla. Atlantic		6	10	68	A	UCLA		1	2
4	H	Texas A&M		5	10	31	H	Fla. Atlantic		0	4	74	H	Oral Roberts		1	3
4	H	Texas A&M		6	10	39	H	South Ala.		7	3	91	H	Oregon		9	3
7	H	Ole Miss		5	8							91	H	Oregon		10	4
7	H	Ole Miss		6	2							91	H	Oregon		5	2
7	H	Ole Miss		3	1							97	H	Missouri		3	1
7	N	Ole Miss		2	0							97	H	Missouri		8	2
10	A	Vanderbilt		6	12							97	H	Missouri		4	3
10	A	Vanderbilt		2	1							99	N	Oklahoma		5	5
10	A	Vanderbilt		5	4												
17	A	LSU		12	8												
17	A	LSU		2	1												
17	A	LSU		8	11												
18	N	Southern Miss.		13	5												
LAST 15 GAMES																	
						97	H	Missouri		3	1	17	A	LSU		8	11
						97	H	Missouri		4	3	17	A	LSU		2	1
						97	H	Missouri		8	2	17	A	LSU		12	8
						60	A	Alabama		3	4						
						60	A	Alabama		2	1						

Non-Div. I Games:

Mississippi St.

60 A Alabama	12	5
7 N Ole Miss	2	0

M
i
s
s
i
s
s
i
p
p
i
s
t
.

M
i
s
s
i
s
s
i
p
p
i
s
t
.

Average RPI Win:		91	WON-LOST RECORD		WINNING PCT. RANK	LAST 15 GAMES	STRENGTH OF SCHEDULE		OPP. STRENGTH OF SCHEDULE	TEAM RPI	ADJ RPI	CONF. RPI	ADJ CONF. RPI				
DIV. I ONLY			30-17-0		.6383	55	7-8-0		2	14	13	.59301	13	1	1		
DIV. I NON-CONF.			20-3-0		.86957	7	5-1-0		9	93	2	.63408	2	1	1		
TOTALS		RPI 1-25		RPI 26-50		W-L RECORDS		RPI 51-100		RPI 101-150		RPI 150+					
30-17-0		5-10-0		9-4-0		OVERALL		4-1-0		2-0-0		10-2-0					
22-8-0		2-5-0		6-1-0		HOME		2-0-0		2-0-0		10-2-0					
7-9-0		2-5-0		3-3-0		AWAY		2-1-0		0-0-0		0-0-0					
1-0-0		1-0-0		0-0-0		NEUTRAL		0-0-0		0-0-0		0-0-0					
20-3-0		2-1-0		4-0-0		NON-CONFERENCE		4-1-0		2-0-0		8-1-0					
16-2-0		0-1-0		4-0-0		HOME		2-0-0		2-0-0		8-1-0					
3-1-0		1-0-0		0-0-		AWAY		2-1-0		0-0-0		0-0-0					
1-0-0		1-0-0		0-0-0		NEUTRAL		0-0-0		0-0-0		0-0-0					
10-14-0		3-9-0		5-4-0		CONFERENCE		0-0-0		0-0-0		2-1-0					
6-6-0		2-4-0		2-1-0		HOME		0-0-0		0-0-0		2-1-0					
4-8-0		1-5-0		3-3-0		AWAY		0-0-0		0-0-0		0-0-0					
0-0-0		0-0-0		0-0-0		NEUTRAL		0-0-0		0-0-0		0-0-0					
RPI	S	Opponent		Score		RPI	S	Opponent		Score		RPI	S	Opponent		Score	
2	H	Louisville		3	2	27	H	Oklahoma St.		7	6	63	H	High Point		8	1
2	H	Louisville		0	6	27	H	Oklahoma St.		2	1	68	A	UCLA		5	6
2	H	Louisville		6	10	27	H	Oklahoma St.		4	3	68	A	UCLA		4	0
3	A	Miami (FL)		4	7	28	H	UNCW		10	9	68	A	UCLA		14	5
3	A	Miami (FL)		4	10	29	A	Wake Forest		2	3	77	H	VCU		11	0
3	A	Miami (FL)		3	7	29	A	Wake Forest		4	5						
5	N	South Carolina		15	0	29	A	Wake Forest		1	6						
14	H	Coastal Caro.		3	6	38	A	Duke		8	2						
15	A	Virginia		4	7	38	A	Duke		12	2						
15	A	Virginia		8	1	38	A	Duke		11	2						
15	A	Virginia		9	15	49	H	Pittsburgh		4	0						
16	H	Georgia Tech		8	0	49	H	Pittsburgh		14	2						
16	H	Georgia Tech		2	3	49	H	Pittsburgh		0	5						
16	H	Georgia Tech		0	6												
25	A	East Carolina		17	4												
LAST 15 GAMES																	
		2 H Louisville		6	10			29 A Wake Forest		4	5						
		2 H Louisville		3	2			29 A Wake Forest		1	6						
		2 H Louisville		0	6			120 H William & Mary		17	2						
		77 H VCU		11	0												
		164 H Campbell		9	4												

Non-Div. I Games:

North Carolina

28	H	UNCW	10	9
29	A	Wake Forest	2	3

N
o
r
t
h
C
a
r
o
l
i
n
a

N
o
r
t
h
C
a
r
o
l
i
n
a

Average RPI Win:	121	WON-LOST RECORD	WINNING PCT. RANK	LAST 15 GAMES	STRENGTH OF SCHEDULE	OPP. STRENGTH OF SCHEDULE	TEAM RPI	ADJ RPI	CONF. RPI	ADJ CONF. RPI					
DIV. I ONLY		34-14-0	.70833	23	11-4-0	16	47	14	.59196	14	15	16			
DIV. I NON-CONF.		18-12-0	.6	84	3-3-0	7	3	35	.56954	35	19	19			
<hr/>															
TOTALS	RPI 1-25	RPI 26-50		W-L RECORDS		RPI 51-100		RPI 101-150		RPI 150+					
34-14-0	2-6-0	4-2-0		OVERALL		8-4-0		8-2-0		12-0-0					
24-7-0	1-2-0	3-2-0		HOME		8-2-0		3-1-0		9-0-0					
10-7-0	1-4-0	1-0-0		AWAY		0-2-0		5-1-0		3-0-0					
0-0-0	0-0-0	0-0-0		NEUTRAL		0-0-0		0-0-0		0-0-0					
18-12-0	2-6-0	4-2-0		NON-CONFERENCE		6-3-0		3-1-0		3-0-0					
16-6-0	1-2-0	3-2-0		HOME		6-1-0		3-1-0		3-0-0					
2-6-0	1-4-0	1-0-		AWAY		0-2-0		0-0-0		0-0-0					
0-0-0	0-0-0	0-0-0		NEUTRAL		0-0-0		0-0-0		0-0-0					
16-2-0	0-0-0	0-0-0		CONFERENCE		2-1-0		5-1-0		9-0-0					
8-1-0	0-0-0	0-0-0		HOME		2-1-0		0-0-0		6-0-0					
8-1-0	0-0-0	0-0-0		AWAY		0-0-0		5-1-0		3-0-0					
0-0-0	0-0-0	0-0-0		NEUTRAL		0-0-0		0-0-0		0-0-0					
RPI	S	Opponent	Score	RPI	S	Opponent	Score	RPI	S	Opponent	Score				
5	A	South Carolina	2 4	28	A	UNCW	6 4	54	A	Col. of Charleston	4 9	104	H	Cincinnati	7 10
6	H	North Carolina St.	10 13	29	H	Wake Forest	0 11	54	A	Col. of Charleston	2 4	144	A	Longwood	7 2
7	H	Ole Miss	2 8	29	H	Wake Forest	7 6	54	H	Col. of Charleston	5 3	144	A	Longwood	2 5
13	A	North Carolina	6 3	38	H	Duke	10 6	54	H	Col. of Charleston	9 5	144	A	Longwood	11 2
15	H	Virginia	5 4	40	H	UNCG	2 4	63	H	High Point	2 5	146	H	Stetson	12 2
16	A	Georgia Tech	2 4	40	H	UNCG	7 4	63	H	High Point	17 5	146	H	Stetson	17 5
16	A	Georgia Tech	1 9					63	H	High Point	4 0	146	H	Stetson	11 2
16	A	Georgia Tech	8 9					66	H	Illinois	10 4	149	A	Liberty	12 3
								66	H	Illinois	12 4	149	A	Liberty	17 3
								80	H	Marshall	9 3	149	A	Liberty	14 6
								100	H	Ohio St.	4 6	155	H	Gardner-Webb	10 6
								100	H	Ohio St.	3 2	155	H	Gardner-Webb	16 4
												155	H	Gardner-Webb	10 4
												168	H	Ball St.	12 5
												181	H	Presbyterian	12 3
												181	H	Presbyterian	4 2
												181	H	Presbyterian	5 2
												194	A	Radford	7 4
												194	A	Radford	13 6
												194	A	Radford	7 2
												236	H	The Citadel	4 3
												237	H	Appalachian St.	17 2
				LAST 15 GAMES											
				149	A	Liberty	17 3	63	H	High Point	17 5				
				149	A	Liberty	12 3	63	H	High Point	2 5				
				149	A	Liberty	14 6	54	H	Col. of Charleston	9 5				
				16	A	Georgia Tech	2 4								
				16	A	Georgia Tech	8 9								

Non-Div. I Games:

Coastal Caro.

16 A	Georgia Tech	1	9
63 H	High Point	4	0

C
o
a
s
t
a
l
C
a
r
o
.

C
o
a
s
t
a
l
C
a
r
o
.

Average RPI Win: 107		WON-LOST	WINNING	LAST 15	STRENGTH OF		OPP. STRENGTH	TEAM	ADJ		CONF.	ADJ CONF.		
Average RPI Loss: 37		RECORD	PCT. RANK	GAMES	SCHEDULE		OF SCHEDULE	RPI	RPI		RPI	RPI		
DIV. I ONLY		31-17-0	.64583	50	11-4-0		9	14	15	.59156	15	1	1	
DIV. I NON-CONF.		17-7-0	.70833	46	4-1-0		108	125	60	.54685	60	1	1	
TOTALS		RPI 1-25	RPI 26-50		W-L RECORDS		RPI 51-100		RPI 101-150		RPI 150+			
31-17-0		7-9-0	8-4-0		OVERALL		2-3-0		3-0-0		11-1-0			
18-9-0		4-5-0	2-1-0		HOME		0-2-0		2-0-0		10-1-0			
11-8-0		3-4-0	6-3-0		AWAY		1-1-0		1-0-0		0-0-0			
2-0-0		0-0-0	0-0-0		NEUTRAL		1-0-0		0-0-0		1-0-0			
17-7-0		1-3-0	0-0-0		NON-CONFERENCE		2-3-0		3-0-0		11-1-0			
13-5-0		1-2-0	0-0-0		HOME		0-2-0		2-0-0		10-1-0			
2-2-0		0-1-0	0-0-		AWAY		1-1-0		1-0-0		0-0-0			
2-0-0		0-0-0	0-0-0		NEUTRAL		1-0-0		0-0-0		1-0-0			
14-10-0		6-6-0	8-4-0		CONFERENCE		0-0-0		0-0-0		0-0-0			
5-4-0		3-3-0	2-1-0		HOME		0-0-0		0-0-0		0-0-0			
9-6-0		3-3-0	6-3-0		AWAY		0-0-0		0-0-0		0-0-0			
0-0-0		0-0-0	0-0-0		NEUTRAL		0-0-0		0-0-0		0-0-0			
RPI	S	Opponent	Score		RPI	S	Opponent	Score		RPI	S	Opponent	Score	
2	A	Louisville	0	15	29	H	Wake Forest	8	9	61	A	Old Dominion	8	4
2	A	Louisville	6	3	29	H	Wake Forest	4	0	61	H	Old Dominion	4	5
2	A	Louisville	4	11	29	H	Wake Forest	6	4	75	N	Kent St.	8	6
3	A	Miami (FL)	2	9	38	A	Duke	7	6	77	A	VCU	5	7
3	A	Miami (FL)	6	5	38	A	Duke	0	3	77	H	VCU	5	11
3	A	Miami (FL)	7	3	38	A	Duke	6	0					
6	H	North Carolina St.	7	8	44	A	Boston College	3	0					
6	H	North Carolina St.	2	5	44	A	Boston College	2	3					
6	H	North Carolina St.	5	3	44	A	Boston College	4	5					
13	H	North Carolina	7	4	49	A	Pittsburgh	7	6					
13	H	North Carolina	1	8	49	A	Pittsburgh	5	1					
13	H	North Carolina	15	9	49	A	Pittsburgh	9	1					
14	A	Coastal Caro.	4	5										
25	H	East Carolina	5	8										
25	H	East Carolina	1	6										
25	H	East Carolina	4	2										
LAST 15 GAMES														
149	A	Liberty	7	3	3	A	Miami (FL)	6	5					
49	A	Pittsburgh	9	1	77	H	VCU	5	11					
49	A	Pittsburgh	7	6	194	H	Radford	11	3					
49	A	Pittsburgh	5	1										
61	A	Old Dominion	8	4										

Non-Div. I Games:

Virginia

3 A Miami (FL)	7	3
3 A Miami (FL)	2	9

V
i
r
g
i
n
i
a

V
i
r
g
i
n
i
a

Average RPI Win: 112		WON-LOST	WINNING	LAST 15	STRENGTH OF		OPP. STRENGTH	TEAM	ADJ	CONF.	ADJ CONF.
Average RPI Loss: 29		RECORD	PCT. RANK	GAMES	SCHEDULE		OF SCHEDULE	RPI	RPI	RPI	RPI
DIV. I ONLY		31-16-0	.65957	39	8-7-0		10	3	16	.58898	16
DIV. I NON-CONF.		20-4-0	.83333	10	4-2-0		55	65	11	.59958	11
TOTALS		RPI 1-25	RPI 26-50		W-L RECORDS		RPI 51-100		RPI 101-150		RPI 150+
31-16-0		9-9-0	2-5-0		OVERALL		3-0-0		5-2-0		12-0-0
21-9-0		5-4-0	1-3-0		HOME		2-0-0		3-2-0		10-0-0
10-7-0		4-5-0	1-2-0		AWAY		1-0-0		2-0-0		2-0-0
0-0-0		0-0-0	0-0-0		NEUTRAL		0-0-0		0-0-0		0-0-0
20-4-0		3-0-0	0-2-0		NON-CONFERENCE		3-0-0		5-2-0		9-0-0
15-3-0		3-0-0	0-1-0		HOME		2-0-0		3-2-0		7-0-0
5-1-0		0-0-0	0-0-0		AWAY		1-0-0		2-0-0		2-0-0
0-0-0		0-0-0	0-0-0		NEUTRAL		0-0-0		0-0-0		0-0-0
11-12-0		6-9-0	2-3-0		CONFERENCE		0-0-0		0-0-0		3-0-0
6-6-0		2-4-0	1-2-0		HOME		0-0-0		0-0-0		3-0-0
5-6-0		4-5-0	1-1-0		AWAY		0-0-0		0-0-0		0-0-0
0-0-0		0-0-0	0-0-0		NEUTRAL		0-0-0		0-0-0		0-0-0
RPI	S	Opponent	Score	RPI	S	Opponent	Score	RPI	S	Opponent	Score
3	H	Miami (FL)	2 12	30	A	Georgia	5 13	77	H	VCU	9 1
3	H	Miami (FL)	12 1	30	H	Georgia	1 3	93	A	Ga. Southern	6 5
3	H	Miami (FL)	6 17	38	H	Duke	13 14	93	H	Ga. Southern	6 1
6	H	North Carolina St.	16 7	38	H	Duke	4 10				
6	H	North Carolina St.	6 15	38	H	Duke	3 2				
6	H	North Carolina St.	3 8	49	A	Pittsburgh	6 13				
8	A	Florida St.	2 8	49	A	Pittsburgh	6 3				
8	A	Florida St.	9 14								
8	A	Florida St.	3 8								
9	A	Clemson	16 1								
9	A	Clemson	7 8								
9	A	Clemson	7 5								
13	A	North Carolina	6 0								
13	A	North Carolina	0 8								
13	A	North Carolina	3 2								
14	H	Coastal Caro.	9 1								
14	H	Coastal Caro.	9 8								
14	H	Coastal Caro.	4 2								
LAST 15 GAMES											
				3	H	Miami (FL)	6 17	9	A	Clemson	7 5
				3	H	Miami (FL)	2 12	9	A	Clemson	16 1
				3	H	Miami (FL)	12 1	9	A	Clemson	7 8
				14	H	Coastal Caro.	4 2				
				14	H	Coastal Caro.	9 8				

Non-Div. I Games:

Georgia Tech

14	H	Coastal Caro.	9	1
30	A	Georgia	5	13

G
e
o
r
g
i
a
T
e
c
h

G
e
o
r
g
i
a
T
e
c
h

LSU

Average RPI Win: 110		WON-LOST	WINNING	LAST 15	STRENGTH OF	OPP. STRENGTH	TEAM	ADJ	CONF.	ADJ CONF.							
Average RPI Loss: 53		RECORD	PCT. RANK	GAMES	SCHEDULE	OF SCHEDULE	RPI	RPI	RPI	RPI							
DIV. I ONLY		31-16-0	.65957	39	10-5-0	4	51	17	.58885	17	2	2					
DIV. I NON-CONF.		17-6-0	.73913	30	2-1-0	21	218	31	.5717	31	2	2					
<hr/>																	
TOTALS		RPI 1-25		RPI 26-50		W-L RECORDS		RPI 51-100		RPI 101-150		RPI 150+					
31-16-0		6-7-0		1-2-0		OVERALL		9-3-0		5-2-0		10-2-0					
22-9-0		3-3-0		1-1-0		HOME		6-2-0		3-1-0		9-2-0					
8-7-0		2-4-0		0-1-0		AWAY		3-1-0		2-1-0		1-0-0					
1-0-0		1-0-0		0-0-0		NEUTRAL		0-0-0		0-0-0		0-0-0					
<hr/>																	
17-6-0		1-0-0		1-2-0		NON-CONFERENCE		2-1-0		3-1-0		10-2-0					
15-4-0		0-0-0		1-1-0		HOME		2-0-0		3-1-0		9-2-0					
1-2-0		0-0-0		0-0-		AWAY		0-1-0		0-0-0		1-0-0					
1-0-0		1-0-0		0-0-0		NEUTRAL		0-0-0		0-0-0		0-0-0					
<hr/>																	
14-10-0		5-7-0		0-0-0		CONFERENCE		7-2-0		2-1-0		0-0-0					
7-5-0		3-3-0		0-0-0		HOME		4-2-0		0-0-0		0-0-0					
7-5-0		2-4-0		0-0-0		AWAY		3-0-0		2-1-0		0-0-0					
0-0-0		0-0-0		0-0-0		NEUTRAL		0-0-0		0-0-0		0-0-0					
<hr/>																	
RPI	S	Opponent		Score		RPI	S	Opponent		Score		RPI	S	Opponent		Score	
4	A	Texas A&M		3	2	26	A	Tulane		1	4	60	H	Alabama		7	5
4	A	Texas A&M		1	3	26	H	Tulane		1	7	60	H	Alabama		0	6
4	A	Texas A&M		1	6	36	H	Southeastern La.		11	4	60	H	Alabama		3	4
7	A	Ole Miss		6	7							69	H	Louisiana Tech		6	3
7	A	Ole Miss		2	8							70	H	New Orleans		9	4
7	A	Ole Miss		6	3							73	A	Lamar		11	12
10	H	Vanderbilt		3	2							86	H	Arkansas		7	1
10	H	Vanderbilt		13	4							86	H	Arkansas		5	4
10	H	Vanderbilt		7	9							86	H	Arkansas		10	9
12	H	Mississippi St.		11	8							97	A	Missouri		15	2
12	H	Mississippi St.		8	12							97	A	Missouri		7	5
12	H	Mississippi St.		1	2							97	A	Missouri		9	5
21	N	La.-Lafayette		8	5												
																</	

Non-Div. I Games:

LSU

7	A	Ole Miss	6	7
26	A	Tulane	1	4

L
S
U

L
S
U

Average RPI Win:	109	WON-LOST RECORD	WINNING PCT. RANK	LAST 15 GAMES	STRENGTH OF SCHEDULE	OPP. STRENGTH OF SCHEDULE	TEAM RPI	ADJ RPI	CONF. RPI	ADJ CONF. RPI		
DIV. I ONLY		34-14-0	.70833	23	9-6-0	47	16	18	.58822	18	5	5
DIV. I NON-CONF.		16-8-0	.66667	52	2-1-0	13	7	19	.58464	19	4	4
<hr/>												
TOTALS	RPI 1-25	RPI 26-50		W-L RECORDS		RPI 51-100		RPI 101-150		RPI 150+		
34-14-0	4-3-0	5-7-0		OVERALL		9-1-0		7-3-0		9-0-0		
22-3-0	3-1-0	3-1-0		HOME		5-0-0		2-1-0		9-0-0		
9-7-0	1-0-0	2-4-0		AWAY		2-1-0		4-2-0		0-0-0		
3-4-0	0-2-0	0-2-0		NEUTRAL		2-0-0		1-0-0		0-0-0		
16-8-0	2-2-0	4-5-0		NON-CONFERENCE		4-0-0		3-1-0		3-0-0		
11-2-0	1-0-0	3-1-0		HOME		2-0-0		2-1-0		3-0-0		
2-2-0	1-0-0	1-0-		AWAY		0-0-0		0-0-0		0-0-0		
3-4-0	0-2-0	0-2-0		NEUTRAL		2-0-0		1-0-0		0-0-0		
18-6-0	2-1-0	1-2-0		CONFERENCE		5-1-0		4-2-0		6-0-0		
11-1-0	2-1-0	0-0-0		HOME		3-0-0		0-0-0		6-0-0		
7-5-0	0-0-0	1-2-0		AWAY		2-1-0		4-2-0		0-0-0		
0-0-0	0-0-0	0-0-0		NEUTRAL		0-0-0		0-0-0		0-0-0		
RPI S	Opponent	Score	RPI S	Opponent	Score	RPI S	Opponent	Score	RPI S	Opponent	Score	
7 A	Ole Miss	5 1	26 A	Tulane	0 12	56 N	Michigan St.	2 0	118 N	Auburn	3 1	
7 N	Ole Miss	2 6	26 N	Tulane	7 12	60 H	Alabama	9 2	119 H	Samford	8 10	
12 N	Mississippi St.	5 13	31 A	Fla. Atlantic	4 9	70 H	New Orleans	7 4	119 H	Samford	6 3	
21 H	La.-Lafayette	7 2	31 A	Fla. Atlantic	5 9	80 A	Marshall	14 4	119 H	Samford	8 2	
22 H	Rice	2 1	31 A	Fla. Atlantic	4 3	80 A	Marshall	3 2	122 A	UAB	3 5	
22 H	Rice	3 4	36 A	Southeastern La.	9 7	80 A	Marshall	8 10	122 A	UAB	11 0	
22 H	Rice	2 1	36 H	Southeastern La.	2 4	85 N	Troy	6 2	122 A	UAB	7 8	
			39 A	South Ala.	3 9	94 H	Western Ky.	3 0	145 A	Charlotte	16 6	
			39 N	South Ala.	2 4	94 H	Western Ky.	12 5	145 A	Charlotte	9 1	
			43 H	Northwestern St.	8 5	94 H	Western Ky.	13 4	145 A	Charlotte	9 6	
			43 H	Northwestern St.	15 5				162 H	Middle Tenn.	9 5	
			43 H	Northwestern St.	8 6				162 H	Middle Tenn.	6 4	
									162 H	Middle Tenn.	12 11	
									171 H	UTSA	11 2	
									171 H	UTSA	6 5	
									171 H	UTSA	13 2	
									275 H	Eastern Ill.	18 1	
									275 H	Eastern Ill.	6 1	
									275 H	Eastern Ill.	6 4	
			LAST 15 GAMES									
			94 H	Western Ky.	13 4	22 H	Rice	2 1				
			94 H	Western Ky.	3 0	22 H	Rice	3 4				
			94 H	Western Ky.	12 5	22 H	Rice	2 1				
			31 A	Fla. Atlantic	4 3							
			31 A	Fla. Atlantic	4 9							

31	A	Fla. Atlantic	5	9
21	H	La.-Lafayette	7	2

S
o
u
t
h
e
r
n
M
i
s
s
.

S
o
u
t
h
e
r
n
M
i
s
s
.

TCU

Average RPI Win: 111		WON-LOST	WINNING	LAST 15	STRENGTH OF	OPP. STRENGTH	TEAM	ADJ	CONF.	ADJ CONF.							
Average RPI Loss: 78		RECORD	PCT. RANK	GAMES	SCHEDULE	OF SCHEDULE	RPI	RPI	RPI	RPI							
DIV. I ONLY		33-12-0	.73333	15	10-5-0	51	43	19	.58691	19	4	4					
DIV. I NON-CONF.		22-5-0	.81481	12	4-1-0	59	31	13	.59562	13	5	5					
<hr/>																	
TOTALS		RPI 1-25		RPI 26-50		W-L RECORDS		RPI 51-100		RPI 101-150		RPI 150+					
33-12-0		4-2-0		4-4-0		OVERALL		9-1-0		8-4-0		8-1-0					
17-7-0		1-2-0		2-2-0		HOME		7-1-0		4-2-0		3-0-0					
13-5-0		1-0-0		2-2-0		AWAY		1-0-0		4-2-0		5-1-0					
3-0-0		2-0-0		0-0-0		NEUTRAL		1-0-0		0-0-0		0-0-0					
<hr/>																	
22-5-0		3-0-0		3-2-0		NON-CONFERENCE		3-1-0		7-2-0		6-0-0					
10-5-0		0-0-0		2-2-0		HOME		1-1-0		4-2-0		3-0-0					
9-0-0		1-0-0		1-0-		AWAY		1-0-0		3-0-0		3-0-0					
3-0-0		2-0-0		0-0-0		NEUTRAL		1-0-0		0-0-0		0-0-0					
<hr/>																	
11-7-0		1-2-0		1-2-0		CONFERENCE		6-0-0		1-2-0		2-1-0					
7-2-0		1-2-0		0-0-0		HOME		6-0-0		0-0-0		0-0-0					
4-5-0		0-0-0		1-2-0		AWAY		0-0-0		1-2-0		2-1-0					
0-0-0		0-0-0		0-0-0		NEUTRAL		0-0-0		0-0-0		0-0-0					
<hr/>																	
RPI	S	Opponent		Score		RPI	S	Opponent		Score		RPI	S	Opponent		Score	
11	H	Texas Tech		13 6		27	A	Oklahoma St.		7 11		88	A	UT Arlington		17 4	
11	H	Texas Tech		1 3		27	A	Oklahoma St.		11 6		88	H	UT Arlington		3 4	
11	H	Texas Tech		3 7		27	A	Oklahoma St.		0 9		88	H	UT Arlington		5 1	
21	N	La.-Lafayette		7 1		37	A	Dallas Baptist		2 0		92	N	Houston		10 1	
22	A	Rice		6 4		37	H	Dallas Baptist		1 9		95	H	West Virginia		7 1	
22	N	Rice		10 0		47	H	Gonzaga		10 2		95	H	West Virginia		10 6	
						47	H	Gonzaga		3 4		95	H	West Virginia		14 2	
						47	H	Gonzaga		16 1		99	H	Oklahoma		11 3	
												99	H	Oklahoma		12 2	
												99	H	Oklahoma		2 0	
														105	H	Loyola Marymount	
														105	H	Loyola Marymount	
														105	H	Loyola Marymount	
														113	A	Penn St.	
														113	A	Penn St.	
														113	A	Penn St.	
														116	H	Southern California	
														116	H	Southern California	
														116	H	Southern California	
														132	A	Texas	
														132	A	Texas	
														132	A	Texas	
														174	A	Wichita St.	
														174	A	Wichita St.	
														174	A	Wichita St.	
														197	A	Kansas	
														197	A	Kansas	
														197	A	Kansas	
														216	H	Abilene Christian	
														261	H	Ark.-Pine Bluff	
														285	H	UTRGV	
<hr/>																	
LAST 15 GAMES																	
<hr/>																	
113 A Penn St. 9 5 27 A Oklahoma St. 7 11																	
113 A Penn St. 5 4 27 A Oklahoma St. 11 6																	
113 A Penn St. 6 2 27 A Oklahoma St. 0 9																	
11 H Texas Tech 1 3																	
11 H Texas Tech 13 6																	

Non-Div. I Games:

TCU

11	H	Texas Tech	3	7
37	A	Dallas Baptist	2	0

T
C
U

T
C
U

Average RPI Win:		107	WON-LOST RECORD		WINNING PCT. RANK	LAST 15 GAMES		STRENGTH OF SCHEDULE		OPP. STRENGTH OF SCHEDULE	TEAM RPI	ADJ RPI	CONF. RPI	ADJ CONF. RPI	
Average RPI Loss:		104													
DIV. I ONLY			31-12-1		.71591	20	10-5-0	70		52	20	.58543	20	7	7
DIV. I NON-CONF.			22-6-1		.77586	20	3-0-0	66		23	12	.59828	12	9	9
TOTALS		RPI 1-25		RPI 26-50		W-L RECORDS		RPI 51-100		RPI 101-150		RPI 150+			
31-12-1	0-0-0			4-1-0	OVERALL		14-8-1		8-1-0		5-2-0				
21-1-0	0-0-0			0-0-0	HOME		11-1-0		7-0-0		3-0-0				
7-11-1	0-0-0			2-1-0	AWAY		3-7-1		0-1-0		2-2-0				
3-0-0	0-0-0			2-0-0	NEUTRAL		0-0-0		1-0-0		0-0-0				
22-6-1	0-0-0			2-0-0	NON-CONFERENCE		11-5-1		8-1-0		1-0-0				
15-1-0	0-0-0			0-0-0	HOME		8-1-0		7-0-0		0-0-0				
4-5-1	0-0-0			0-0-	AWAY		3-4-1		0-1-0		1-0-0				
3-0-0	0-0-0			2-0-0	NEUTRAL		0-0-0		1-0-0		0-0-0				
9-6-0	0-0-0			2-1-0	CONFERENCE		3-3-0		0-0-0		4-2-0				
6-0-0	0-0-0			0-0-0	HOME		3-0-0		0-0-0		3-0-0				
3-6-0	0-0-0			2-1-0	AWAY		0-3-0		0-0-0		1-2-0				
0-0-0	0-0-0			0-0-0	NEUTRAL		0-0-0		0-0-0		0-0-0				
RPI	S	Opponent	Score	RPI	S	Opponent	Score	RPI	S	Opponent	Score	RPI	S	Opponent	Score
				33	N	Bryant	16 2	54	A	Col. of Charleston	6 6	109	H	Nevada	5 4
				45	N	Kentucky	11 4	54	A	Col. of Charleston	3 10	116	A	Southern California	5 9
				48	A	Long Beach St.	3 1	54	A	Col. of Charleston	7 4	116	H	Southern California	5 2
				48	A	Long Beach St.	0 2	55	A	St. Mary's (CA)	4 3	116	H	Southern California	10 1
				48	A	Long Beach St.	4 3	55	H	St. Mary's (CA)	4 7	128	N	San Diego	9 3
								62	H	Hartford	2 1	150	H	San Francisco	7 3
								62	H	Hartford	7 4	150	H	San Francisco	6 5
								62	H	Hartford	7 6	150	H	San Francisco	8 2
								68	H	UCLA	11 6	150	H	San Francisco	13 5
								82	H	UConn	9 6	182	H	Hawaii	14 2
								82	H	UConn	6 2	182	H	Hawaii	6 3
								82	H	UConn	5 3	182	H	Hawaii	5 4
								87	H	CSUN	1 0	214	A	UC Davis	3 13
								87	H	CSUN	8 2	214	A	UC Davis	2 6
								87	H	CSUN	5 4	214	A	UC Davis	7 3
								90	A	Cal Poly	3 4	256	A	CSU Bakersfield	10 4
								90	A	Cal Poly	0 7				
								90	A	Cal Poly	5 10				
								91	A	Oregon	1 13				
								91	A	Oregon	1 0				
LAST 15 GAMES															
				214	A	UC Davis	3 13								
				214	A	UC Davis	7 3								
				214	A	UC Davis	2 6								
				96	H	Pepperdine	4 3								
				182	H	Hawaii	5 4								

Non-Div. I Games:

UC Santa Barbara

[illegible]

Average RPI Win:	117	WON-LOST RECORD	WINNING PCT. RANK	LAST 15 GAMES	STRENGTH OF SCHEDULE	OPP. STRENGTH OF SCHEDULE	TEAM RPI	ADJ RPI	CONF. RPI	ADJ CONF. RPI					
Average RPI Loss:	83														
DIV. I ONLY		31-17-0	.64583	50	9-6-0	15	101	21	.57953	21	9	9			
DIV. I NON-CONF.		15-9-0	.625	72	3-3-0	1	63	6	.61042	6	11	11			
<hr/>															
TOTALS	RPI 1-25	RPI 26-50		W-L RECORDS		RPI 51-100		RPI 101-150		RPI 150+					
31-17-0	1-4-0	5-2-0		OVERALL		10-5-0		6-4-0		9-2-0					
19-5-0	0-0-0	3-0-0		HOME		4-1-0		4-2-0		8-2-0					
11-9-0	0-1-0	2-2-0		AWAY		6-4-0		2-2-0		1-0-0					
1-3-0	1-3-0	0-0-0		NEUTRAL		0-0-0		0-0-0		0-0-0					
<hr/>															
15-9-0	1-4-0	5-2-0		NON-CONFERENCE		4-2-0		3-1-0		2-0-0					
11-1-0	0-0-0	3-0-0		HOME		4-1-0		3-0-0		1-0-0					
3-5-0	0-1-0	2-0-		AWAY		0-1-0		0-1-0		1-0-0					
1-3-0	1-3-0	0-0-0		NEUTRAL		0-0-0		0-0-0		0-0-0					
<hr/>															
16-8-0	0-0-0	0-0-0		CONFERENCE		6-3-0		3-3-0		7-2-0					
8-4-0	0-0-0	0-0-0		HOME		0-0-0		1-2-0		7-2-0					
8-4-0	0-0-0	0-0-0		AWAY		6-3-0		2-1-0		0-0-0					
0-0-0	0-0-0	0-0-0		NEUTRAL		0-0-0		0-0-0		0-0-0					
<hr/>															
RPI S	Opponent	Score		RPI S	Opponent	Score		RPI S	Opponent	Score					
11 N	Texas Tech	3	5	26 A	Tulane	3	5	69 A	Louisiana Tech	2	6	106 A	McNeese St.	2	7
17 N	LSU	5	8	26 H	Tulane	9	2	69 H	Louisiana Tech	3	6	111 H	Sacred Heart	8	0
18 A	Southern Miss.	2	7	36 A	Southeastern La.	5	4	70 H	New Orleans	7	4	111 H	Sacred Heart	9	3
19 N	TCU	1	7	36 A	Southeastern La.	5	16	78 H	Sam Houston St.	6	2	111 H	Sacred Heart	4	0
22 N	Rice	4	2	36 H	Southeastern La.	4	1	78 H	Sam Houston St.	13	3	115 H	Little Rock	15	4
				43 A	Northwestern St.	10	1	78 H	Sam Houston St.	2	1	115 H	Little Rock	5	10
				43 H	Northwestern St.	4	0	85 A	Troy	1	4	115 H	Little Rock	1	7
								85 A	Troy	4	2	142 A	Arkansas St.	6	1
								85 A	Troy	8	3	142 A	Arkansas St.	6	7
								88 A	UT Arlington	19	6	142 A	Arkansas St.	5	2
								88 A	UT Arlington	1	4	161 H	Texas St.	1	0
								88 A	UT Arlington	6	4	161 H	Texas St.	1	2
								93 A	Ga. Southern	2	3	161 H	Texas St.	5	1
								93 A	Ga. Southern	13	9	204 A	Nicholls St.	5	4
								93 A	Ga. Southern	6	2	204 H	Nicholls St.	4	3
												218 H	Georgia St.	4	1
												218 H	Georgia St.	7	3
												218 H	Georgia St.	4	2
												237 H	Appalachian St.	7	0
												237 H	Appalachian St.	1	6
												237 H	Appalachian St.	4	1
<hr/>															
				LAST 15 GAMES											
				237 H	Appalachian St.	4	1	18 A	Southern Miss.	2	7				
				237 H	Appalachian St.	1	6	161 H	Texas St.	1	0				
				237 H	Appalachian St.	7	0	161 H	Texas St.	1	2				
				88 A	UT Arlington	19	6								
				88 A	UT Arlington	6	4								

Non-Div. I Games:

La.-Lafayette

88	A	UT Arlington	1	4
69	H	Louisiana Tech	3	6

L
a
.
-
L
a
f
a
y
e
t
t
e

L
a
.
-
L
a
f
a
y
e
t
t
e

Average RPI Win:	99	WON-LOST	WINNING	LAST 15	STRENGTH OF	OPP. STRENGTH	TEAM	ADJ	CONF.	ADJ CONF.		
Average RPI Loss:	70	RECORD	PCT. RANK	GAMES	SCHEDULE	OF SCHEDULE	RPI	RPI	RPI	RPI		
DIV. I ONLY		31-14-0	.68889	32	12-3-0	45	8	22	.57834	22	5	5
DIV. I NON-CONF.		13-8-0	.61905	77	2-0-0	2	10	17	.58573	17	4	4
<hr/>												
TOTALS	RPI 1-25	RPI 26-50		W-L RECORDS		RPI 51-100		RPI 101-150		RPI 150+		
31-14-0	5-8-0	1-0-0		OVERALL		10-1-0		9-3-0		6-2-0		
20-7-0	4-4-0	1-0-0		HOME		8-0-0		6-3-0		1-0-0		
11-4-0	1-2-0	0-0-0		AWAY		2-0-0		3-0-0		5-2-0		
0-3-0	0-2-0	0-0-0		NEUTRAL		0-1-0		0-0-0		0-0-0		
13-8-0	4-6-0	1-0-0		NON-CONFERENCE		4-1-0		2-1-0		2-0-0		
10-5-0	4-4-0	1-0-0		HOME		2-0-0		2-1-0		1-0-0		
3-0-0	0-0-0	0-0-		AWAY		2-0-0		0-0-0		1-0-0		
0-3-0	0-2-0	0-0-0		NEUTRAL		0-1-0		0-0-0		0-0-0		
18-6-0	1-2-0	0-0-0		CONFERENCE		6-0-0		7-2-0		4-2-0		
10-2-0	0-0-0	0-0-0		HOME		6-0-0		4-2-0		0-0-0		
8-4-0	1-2-0	0-0-0		AWAY		0-0-0		3-0-0		4-2-0		
0-0-0	0-0-0	0-0-0		NEUTRAL		0-0-0		0-0-0		0-0-0		
RPI S	Opponent	Score		RPI S	Opponent	Score		RPI S	Opponent	Score		
4 H	Texas A&M	4	3	37 H	Dallas Baptist	6	2	61 H	Old Dominion	8	2	
18 A	Southern Miss.	4	3					122 H	UAB	7	3	
18 A	Southern Miss.	1	2					61 H	Old Dominion	6	2	
18 A	Southern Miss.	1	2					61 H	Old Dominion	3	1	
19 H	TCU	4	6					73 H	Lamar	7	2	
19 N	TCU	0	10					78 A	Sam Houston St.	8	3	
21 N	La.-Lafayette	2	4					78 H	Sam Houston St.	5	3	
23 H	Arizona	2	6					86 N	Arkansas	2	5	
23 H	Arizona	4	3					92 A	Houston	7	4	
23 H	Arizona	1	8					94 H	Western Ky.	5	2	
25 H	East Carolina	4	1					94 H	Western Ky.	3	2	
25 H	East Carolina	1	10					94 H	Western Ky.	9	3	
25 H	East Carolina	7	2									

Non-Div. I Games:

Rice

145 H Charlotte	5	1
145 H Charlotte	0	1

R
i
c
e

R
i
c
e

Average RPI Win:	95	WON-LOST	WINNING	LAST 15	STRENGTH OF	OPP. STRENGTH	TEAM	ADJ	CONF.	ADJ CONF.			
Average RPI Loss:	88	RECORD	PCT. RANK	GAMES	SCHEDULE	OF SCHEDULE	RPI	RPI	RPI	RPI			
DIV. I ONLY		31-16-0	.65957	39	11-4-0	34	37	23	.57762	23	3	3	
DIV. I NON-CONF.		16-5-0	.7619	23	1-0-0	14	54	8	.60689	8	3	3	
<hr/>													
TOTALS	RPI 1-25	RPI 26-50		W-L RECORDS		RPI 51-100		RPI 101-150		RPI 150+			
31-16-0	2-1-0	8-4-0		OVERALL		9-4-0		4-5-0		8-2-0			
20-5-0	0-0-0	5-1-0		HOME		5-2-0		3-0-0		7-2-0			
10-10-0	2-1-0	2-2-0		AWAY		4-2-0		1-5-0		1-0-0			
1-1-0	0-0-0	1-1-0		NEUTRAL		0-0-0		0-0-0		0-0-0			
<hr/>													
16-5-0	2-1-0	4-2-0		NON-CONFERENCE		1-1-0		3-0-0		6-1-0			
11-2-0	0-0-0	2-1-0		HOME		1-0-0		3-0-0		5-1-0			
4-2-0	2-1-0	1-0-		AWAY		0-1-0		0-0-0		1-0-0			
1-1-0	0-0-0	1-1-0		NEUTRAL		0-0-0		0-0-0		0-0-0			
<hr/>													
15-11-0	0-0-0	4-2-0		CONFERENCE		8-3-0		1-5-0		2-1-0			
9-3-0	0-0-0	3-0-0		HOME		4-2-0		0-0-0		2-1-0			
6-8-0	0-0-0	1-2-0		AWAY		4-1-0		1-5-0		0-0-0			
0-0-0	0-0-0	0-0-0		NEUTRAL		0-0-0		0-0-0		0-0-0			
<hr/>													
RPI S	Opponent	Score		RPI S	Opponent	Score		RPI S	Opponent	Score			
22 A	Rice	8	1	26 N	Tulane	10	11	51 A	California	7	6		
22 A	Rice	3	4	35 A	Washington	3	6	51 A	California	8	5		
22 A	Rice	6	2	35 A	Washington	17	7	51 A	California	3	0		
				35 A	Washington	4	8	52 A	Arizona St.	8	0		
				41 H	Cal St. Fullerton	2	0	52 A	Arizona St.	5	7		
				42 H	Oregon St.	6	5	55 H	St. Mary's (CA)	11	5		
				42 H	Oregon St.	6	1	68 H	UCLA	3	4		
				42 H	Oregon St.	4	1	68 H	UCLA	6	1		
				43 H	Northwestern St.	4	1	68 H	UCLA	6	5		
				43 H	Northwestern St.	4	6	73 A	Lamar	5	13		
				46 N	Nebraska	11	10	81 H	Stanford	5	6		
				50 A	BYU	11	5	81 H	Stanford	4	1		
								81 H	Stanford	4	1		
<hr/>													
LAST 15 GAMES													
42 H Oregon St.				6		5		51 A California		7		6	
42 H Oregon St.				4		1		51 A California		8		5	
42 H Oregon St.				6		1		51 A California		3		0	
116 A Southern California				2		5							
116 A Southern California				5		8							

Non-Div. I Games:

Arizona

116 A Southern California	8	5
52 A Arizona St.	8	0

A
r
i
z
o
n
a

A
r
i
z
o
n
a

Average RPI Win:	157	WON-LOST	WINNING	LAST 15	STRENGTH OF	OPP. STRENGTH	TEAM	ADJ	CONF.	ADJ CONF.	
Average RPI Loss:	79	RECORD	PCT. RANK	GAMES	SCHEDULE	OF SCHEDULE	RPI	RPI	RPI	RPI	
DIV. I ONLY	34-12-0	.73913	13	12-3-0	108	114	24	.57736	24	6	6
DIV. I NON-CONF.	22-6-0	.78571	18	3-0-0	169	167	22	.58202	22	7	7
<hr/>											
TOTALS	RPI 1-25	RPI 26-50		W-L RECORDS		RPI 51-100		RPI 101-150		RPI 150+	
34-12-0	0-0-0	4-4-0		OVERALL		7-6-0		1-0-0		22-2-0	
16-3-0	0-0-0	3-2-0		HOME		4-1-0		0-0-0		9-0-0	
13-9-0	0-0-0	1-2-0		AWAY		3-5-0		0-0-0		9-2-0	
5-0-0	0-0-0	0-0-0		NEUTRAL		0-0-0		1-0-0		4-0-0	
22-6-0	0-0-0	1-2-0		NON-CONFERENCE		1-2-0		1-0-0		19-2-0	
9-0-0	0-0-0	0-0-0		HOME		0-0-0		0-0-0		9-0-0	
8-6-0	0-0-0	1-0-		AWAY		1-2-0		0-0-0		6-2-0	
5-0-0	0-0-0	0-0-0		NEUTRAL		0-0-0		1-0-0		4-0-0	
12-6-0	0-0-0	3-2-0		CONFERENCE		6-4-0		0-0-0		3-0-0	
7-3-0	0-0-0	3-2-0		HOME		4-1-0		0-0-0		0-0-0	
5-3-0	0-0-0	0-0-0		AWAY		2-3-0		0-0-0		3-0-0	
0-0-0	0-0-0	0-0-0		NEUTRAL		0-0-0		0-0-0		0-0-0	
RPI	S	Opponent	Score	RPI	S	Opponent	Score	RPI	S	Opponent	Score
				27	A	Oklahoma St.	3 6	51	A	California	5 0
				27	A	Oklahoma St.	4 5	56	A	Michigan St.	6 7
				27	A	Oklahoma St.	4 2	56	A	Michigan St.	5 11
				34	H	Minnesota	3 5	56	H	Michigan St.	4 7
				34	H	Minnesota	1 8	56	H	Michigan St.	4 3
				46	H	Nebraska	10 6	72	A	Notre Dame	5 9
				46	H	Nebraska	7 2	79	H	Rutgers	13 1
				46	H	Nebraska	6 1	79	H	Rutgers	12 5
								79	H	Rutgers	14 1
								90	A	Cal Poly	1 5
								98	A	Iowa	12 9
								98	A	Iowa	8 4
								98	A	Iowa	3 8

Non-Div. I Games:

Michigan

56 H Michigan St.	4	7
56 A Michigan St.	6	7

M
i
c
h
i
g
a
n

M
i
c
h
i
g
a
n

Average RPI Win:	110	WON-LOST RECORD	WINNING PCT. RANK	LAST 15 GAMES	STRENGTH OF SCHEDULE	OPP. STRENGTH OF SCHEDULE	TEAM RPI	ADJ RPI	CONF. RPI	ADJ CONF. RPI					
Average RPI Loss:	73														
DIV. I ONLY		30-16-1	.64894	49	9-5-1	17	50	25	.57733	25	8	8			
DIV. I NON-CONF.		19-10-0	.65517	58	1-2-0	8	27	16	.58587	16	6	6			
<hr/>															
TOTALS	RPI 1-25	RPI 26-50		W-L RECORDS		RPI 51-100		RPI 101-150		RPI 150+					
30-16-1	4-5-0	4-2-0		OVERALL		10-5-0		4-1-1		8-3-0					
19-8-1	1-1-0	2-0-0		HOME		7-4-0		4-1-1		5-2-0					
11-8-0	3-4-0	2-2-0		AWAY		3-1-0		0-0-0		3-1-0					
0-0-0	0-0-0	0-0-0		NEUTRAL		0-0-0		0-0-0		0-0-0					
19-10-0	4-5-0	3-0-0		NON-CONFERENCE		3-3-0		3-0-0		6-2-0					
14-5-0	1-1-0	2-0-0		HOME		3-2-0		3-0-0		5-2-0					
5-5-0	3-4-0	1-0-		AWAY		0-1-0		0-0-0		1-0-0					
0-0-0	0-0-0	0-0-0		NEUTRAL		0-0-0		0-0-0		0-0-0					
11-6-1	0-0-0	1-2-0		CONFERENCE		7-2-0		1-1-1		2-1-0					
5-3-1	0-0-0	0-0-0		HOME		4-2-0		1-1-1		0-0-0					
6-3-0	0-0-0	1-2-0		AWAY		3-0-0		0-0-0		2-1-0					
0-0-0	0-0-0	0-0-0		NEUTRAL		0-0-0		0-0-0		0-0-0					
RPI	S	Opponent	Score	RPI	S	Opponent	Score	RPI	S	Opponent	Score				
6	A	North Carolina St.	1 6	26	A	Tulane	0 3	57	H	Maryland	4 3	104	H	Cincinnati	0 3
6	H	North Carolina St.	15 3	26	A	Tulane	2 5	63	A	High Point	1 5	104	H	Cincinnati	6 4
13	H	North Carolina	4 17	26	A	Tulane	7 3	65	H	Jacksonville	6 3	104	H	Cincinnati	3 3
15	A	Virginia	2 4	28	H	UNCW	9 6	65	H	Jacksonville	6 8	144	H	Longwood	5 3
15	A	Virginia	8 5	36	H	Southeastern La.	2 1	65	H	Jacksonville	13 0	144	H	Longwood	11 1
15	A	Virginia	6 1	38	A	Duke	8 6	71	H	Tennessee	2 5	144	H	Longwood	9 6
22	A	Rice	1 4					82	A	UConn	11 9	157	H	Monmouth	4 3
22	A	Rice	10 1					82	A	UConn	3 2	157	H	Monmouth	5 2
22	A	Rice	2 7					82	A	UConn	4 3	157	H	Monmouth	0 4
								82	H	UConn	2 1	184	A	Elon	7 5
								82	H	UConn	1 5	184	H	Elon	7 8
								82	H	UConn	3 2	224	A	Memphis	8 1
								92	H	Houston	3 1	224	A	Memphis	5 6
								92	H	Houston	1 6	224	A	Memphis	8 2
								92	H	Houston	5 1	276	H	George Mason	6 0
												276	H	George Mason	8 1
												287	H	N.C. A&T	11 2
				LAST 15 GAMES											
				82	A	UConn	3 2	82	H	UConn	3 2				
				82	A	UConn	11 9	82	H	UConn	1 5				
				82	A	UConn	4 3	82	H	UConn	2 1				
				104	H	Cincinnati	3 3								
				104	H	Cincinnati	6 4								

Non-Div. I Games:

East Carolina

104	H	Cincinnati	0	3
6	A	North Carolina St.	1	6

E
a
s
t
C
a
r
o
l
i
n
a

E
a
s
t
C
a
r
o
l
i
n
a

17	H	LSU	4	1
127	A	UCF	6	0

T
u
l
a
n
e

T
u
l
a
n
e

Average RPI Win:		133	WON-LOST RECORD		WINNING PCT. RANK		LAST 15 GAMES		STRENGTH OF SCHEDULE		OPP. STRENGTH OF SCHEDULE		TEAM RPI		ADJ RPI		CONF. RPI		ADJ CONF. RPI					
DIV. I ONLY			30-15-0		.66667		38		11-4-0		54		38		27		.57469		27		4		4	
DIV. I NON-CONF.			17-9-0		.65385		61		2-2-0		113		38		54		.55058		54		5		5	
TOTALS		RPI 1-25		RPI 26-50		W-L RECORDS		RPI 51-100		RPI 101-150		RPI 150+												
30-15-0		4-8-0		1-0-0		OVERALL		6-6-0		11-1-0		8-0-0												
14-7-0		4-5-0		0-0-0		HOME		3-2-0		0-0-0		7-0-0												
15-7-0		0-3-0		1-0-0		AWAY		3-4-0		10-0-0		1-0-0												
1-1-0		0-0-0		0-0-0		NEUTRAL		0-0-0		1-1-0		0-0-0												
17-9-0		2-4-0		1-0-0		NON-CONFERENCE		4-4-0		2-1-0		8-0-0												
12-3-0		2-1-0		0-0-0		HOME		3-2-0		0-0-0		7-0-0												
4-5-0		0-3-0		1-0-		AWAY		1-2-0		1-0-0		1-0-0												
1-1-0		0-0-0		0-0-0		NEUTRAL		0-0-0		1-1-0		0-0-0												
13-6-0		2-4-0		0-0-0		CONFERENCE		2-2-0		9-0-0		0-0-0												
2-4-0		2-4-0		0-0-0		HOME		0-0-0		0-0-0		0-0-0												
11-2-0		0-0-0		0-0-0		AWAY		2-2-0		9-0-0		0-0-0												
0-0-0		0-0-0		0-0-0		NEUTRAL		0-0-0		0-0-0		0-0-0												
RPI	S	Opponent		Score		RPI	S	Opponent		Score		RPI	S	Opponent		Score								
11	H	Texas Tech		5	15	37	A	Dallas Baptist		7	6	74	H	Oral Roberts		0	4							
11	H	Texas Tech		1	5							76	H	Indiana St.		1	0							
11	H	Texas Tech		2	8							76	H	Indiana St.		9	2							
13	A	North Carolina		1	2							76	H	Indiana St.		0	2							
13	A	North Carolina		3	4							86	A	Arkansas		6	7							
13	A	North Carolina		6	7							86	H	Arkansas		5	4							
19	H	TCU		9	0							88	A	UT Arlington		2	3							
19	H	TCU		6	11							88	A	UT Arlington		5	3							
19	H	TCU		11	7							95	A	West Virginia		4	5							
24	H	Michigan		5	4							95	A	West Virginia		3	4							
24	H	Michigan		6	3							95	A	West Virginia		8	1							
24	H	Michigan		2	4							99	A	Oklahoma		4	3							
LAST 15 GAMES																								
298	H	Prairie View		12	0	19	H	TCU		6	11													
298	H	Prairie View		9	0	19	H	TCU		9	0													
132	A	Texas		8	4	99	A	Oklahoma		4	3													
132	A	Texas		6	3																			
132	A	Texas		3	0																			

Non-Div. I Games:

Oklahoma St.

86	A	Arkansas	6	7
19	H	TCU	11	7

O
k
l
a
h
o
m
a
s
t
.

O
k
l
a
h
o
m
a
s
t
.

U
N
C
W

UNCW

UNCW

219	H	Hofstra	6	5
63	H	High Point	11	6

RPI	S	Opponent	Score	
283	H	Iona	11	4
283	H	Iona	19	7

Average RPI Win: 117		WON-LOST	WINNING	LAST 15	STRENGTH OF		OPP. STRENGTH	TEAM	ADJ	CONF.	ADJ CONF.
Average RPI Loss: 53		RECORD	PCT. RANK	GAMES	SCHEDULE		OF SCHEDULE	RPI	RPI	RPI	RPI
DIV. I ONLY		28-19-0	.59574	81	29		11	29	.56986	29	1
DIV. I NON-CONF.		17-6-0	.73913	30	197		130	47	.55853	47	1
TOTALS		RPI 1-25	RPI 26-50		W-L RECORDS		RPI 51-100		RPI 101-150		RPI 150+
28-19-0		8-9-0	4-4-0		OVERALL		2-2-0		2-3-0		12-1-0
19-5-0		6-3-0	3-1-0		HOME		1-0-0		1-0-0		8-1-0
8-14-0		2-6-0	1-3-0		AWAY		1-2-0		1-3-0		3-0-0
1-0-0		0-0-0	0-0-0		NEUTRAL		0-0-0		0-0-0		1-0-0
17-6-0		1-1-0	1-1-0		NON-CONFERENCE		1-0-0		2-3-0		12-1-0
11-1-0		0-0-0	1-0-0		HOME		1-0-0		1-0-0		8-1-0
5-5-0		1-1-0	0-0-		AWAY		0-0-0		1-3-0		3-0-0
1-0-0		0-0-0	0-0-0		NEUTRAL		0-0-0		0-0-0		1-0-0
11-13-0		7-8-0	3-3-0		CONFERENCE		1-2-0		0-0-0		0-0-0
8-4-0		6-3-0	2-1-0		HOME		0-0-0		0-0-0		0-0-0
3-9-0		1-5-0	1-2-0		AWAY		1-2-0		0-0-0		0-0-0
0-0-0		0-0-0	0-0-0		NEUTRAL		0-0-0		0-0-0		0-0-0
RPI S	Opponent	Score	RPI S	Opponent	Score	RPI S	Opponent	Score	RPI S	Opponent	Score
6 A	North Carolina St.	2 3	38 H	Duke	12 0	63 H	High Point	8 3	116 A	Southern California	1 2
6 A	North Carolina St.	1 6	38 H	Duke	3 2	72 A	Notre Dame	2 10	116 A	Southern California	5 4
6 A	North Carolina St.	7 11	38 H	Duke	2 3	72 A	Notre Dame	15 13	116 A	Southern California	4 9
8 H	Florida St.	4 2	40 A	UNCG	3 18	72 A	Notre Dame	5 6	145 A	Charlotte	6 7
8 H	Florida St.	8 13	40 H	UNCG	6 4				145 H	Charlotte	6 5
8 H	Florida St.	9 0	44 A	Boston College	8 6				154 H	Georgetown	3 1
9 H	Clemson	5 6	44 A	Boston College	3 4				183 H	UMBC	10 8
9 H	Clemson	6 4	44 A	Boston College	8 9				184 A	Elon	4 3
9 H	Clemson	8 13							188 H	Richmond	17 4
13 H	North Carolina	5 4							191 A	Davidson	7 6
13 H	North Carolina	3 2							191 H	Davidson	7 4
13 H	North Carolina	6 1							213 H	Towson	8 4
14 A	Coastal Caro.	6 7							230 H	Harvard	3 6
14 A	Coastal Caro.	11 0							237 A	Appalachian St.	15 9
15 A	Virginia	4 6							237 N	Appalachian St.	10 7
15 A	Virginia	0 4							251 H	VMI	8 4
15 A	Virginia	9 8							291 H	Saint Peter's	8 2
									295 H	Mt. St. Mary's	8 2
			LAST 15 GAMES								
			44 A	Boston College	3 4	237 A	Appalachian St.	15 9			
			44 A	Boston College	8 9	8 H	Florida St.	4 2			
			44 A	Boston College	8 6	8 H	Florida St.	8 13			
			237 N	Appalachian St.	10 7						
			13 H	North Carolina	3 2						

Non-Div. I Games:

Wake Forest

13 H North Carolina	5	4
13 H North Carolina	6	1

Wake Forest

Wake Forest

Average RPI Win:	96	WON-LOST RECORD	WINNING PCT. RANK	LAST 15 GAMES	STRENGTH OF SCHEDULE	OPP. STRENGTH OF SCHEDULE	TEAM RPI	ADJ RPI	CONF. RPI	ADJ CONF. RPI				
DIV. I ONLY		23-25-0	.47917	162	6-9-0	1	22	30	.56928	30	2	2		
DIV. I NON-CONF.		15-9-0	.625	72	2-1-0	19	106	51	.55459	51	2	2		

TOTALS	RPI 1-25	RPI 26-50		W-L RECORDS		RPI 51-100		RPI 101-150		RPI 150+				
23-25-0	7-15-0	1-3-0		OVERALL		6-4-0		3-2-0		6-1-0				
17-13-0	4-4-0	1-3-0		HOME		6-4-0		1-1-0		5-1-0				
6-12-0	3-11-0	0-0-0		AWAY		0-0-0		2-1-0		1-0-0				
0-0-0	0-0-0	0-0-0		NEUTRAL		0-0-0		0-0-0		0-0-0				
15-9-0	2-2-0	0-1-0		NON-CONFERENCE		4-3-0		3-2-0		6-1-0				
11-7-0	1-1-0	0-1-0		HOME		4-3-0		1-1-0		5-1-0				
4-2-0	1-1-0	0-0-		AWAY		0-0-0		2-1-0		1-0-0				
0-0-0	0-0-0	0-0-0		NEUTRAL		0-0-0		0-0-0		0-0-0				
8-16-0	5-13-0	1-2-0		CONFERENCE		2-1-0		0-0-0		0-0-0				
6-6-0	3-3-0	1-2-0		HOME		2-1-0		0-0-0		0-0-0				
2-10-0	2-10-0	0-0-0		AWAY		0-0-0		0-0-0		0-0-0				
0-0-0	0-0-0	0-0-0		NEUTRAL		0-0-0		0-0-0		0-0-0				
RPI	S	Opponent	Score		RPI	S	Opponent	Score		RPI	S	Opponent	Score	
1	A	Florida	1	4	39	H	South Ala.	1	3	53	H	Wright St.	4	3
1	A	Florida	0	6	45	H	Kentucky	4	11	53	H	Wright St.	5	1
1	A	Florida	2	1	45	H	Kentucky	6	14	53	H	Wright St.	1	3
4	A	Texas A&M	0	5	45	H	Kentucky	5	2	60	H	Alabama	12	4
4	A	Texas A&M	2	10						60	H	Alabama	7	10
4	A	Texas A&M	1	15						60	H	Alabama	7	1
5	H	South Carolina	13	4						93	H	Ga. Southern	5	1
5	H	South Carolina	1	3						93	H	Ga. Southern	3	5
5	H	South Carolina	5	3						93	H	Ga. Southern	4	1
7	H	Ole Miss	3	7						94	H	Western Ky.	7	8
7	H	Ole Miss	13	2										
7	H	Ole Miss	4	6										
9	A	Clemson	0	12										
9	H	Clemson	6	11										
10	A	Vanderbilt	3	15										
10	A	Vanderbilt	3	10										
10	A	Vanderbilt	3	10										
12	A	Mississippi St.	1	3										
12	A	Mississippi St.	11	8										
12	A	Mississippi St.	2	9										
16	A	Georgia Tech	3	1										
16	H	Georgia Tech	13	5										
					LAST 15 GAMES									
					7	H	Ole Miss	13	2	1	A	Florida	1	4
					7	H	Ole Miss	3	7	1	A	Florida	0	6
					7	H	Ole Miss	4	6	1	A	Florida	2	1
					10	A	Vanderbilt	3	10					
					10	A	Vanderbilt	3	10					

Non-Div. I Games:

Georgia

10	A	Vanderbilt	3	15
16	H	Georgia Tech	13	5

Average RPI Win:		125	WON-LOST RECORD		WINNING PCT. RANK	LAST 15 GAMES		STRENGTH OF SCHEDULE		OPP. STRENGTH OF SCHEDULE	TEAM RPI	ADJ RPI	CONF. RPI	ADJ CONF. RPI
Average RPI Loss:		98												
DIV. I ONLY		33-13-0			.71739	19		125		17	31	.56875	31	5
DIV. I NON-CONF.		16-6-0			.72727	36		97		18	30	.57181	30	4
TOTALS		RPI 1-25	RPI 26-50		W-L RECORDS		RPI 51-100		RPI 101-150		RPI 150+			
33-13-0		5-3-0	0-0-0		OVERALL		7-2-0		9-6-0		12-2-0			
19-6-0		2-1-0	0-0-0		HOME		2-1-0		7-3-0		8-1-0			
12-7-0		3-2-0	0-0-0		AWAY		5-1-0		2-3-0		2-1-0			
2-0-0		0-0-0	0-0-0		NEUTRAL		0-0-0		0-0-0		2-0-0			
16-6-0		3-2-0	0-0-0		NON-CONFERENCE		2-1-0		4-2-0		7-1-0			
10-3-0		0-0-0	0-0-0		HOME		2-1-0		3-1-0		5-1-0			
4-3-0		3-2-0	0-0-0		AWAY		0-0-0		1-1-0		0-0-0			
2-0-0		0-0-0	0-0-0		NEUTRAL		0-0-0		0-0-0		2-0-0			
17-7-0		2-1-0	0-0-0		CONFERENCE		5-1-0		5-4-0		5-1-0			
9-3-0		2-1-0	0-0-0		HOME		0-0-0		4-2-0		3-0-0			
8-4-0		0-0-0	0-0-0		AWAY		5-1-0		1-2-0		2-1-0			
0-0-0		0-0-0	0-0-0		NEUTRAL		0-0-0		0-0-0		0-0-0			
RPI	S	Opponent	Score		RPI	S	Opponent	Score		RPI	S	Opponent	Score	
1	A	Florida	1	2						61	A	Old Dominion	3	1
3	A	Miami (FL)	4	3						61	A	Old Dominion	11	0
3	A	Miami (FL)	2	5						61	A	Old Dominion	10	7
12	A	Mississippi St.	10	6						79	H	Rutgers	3	2
12	A	Mississippi St.	4	0						79	H	Rutgers	4	5
18	H	Southern Miss.	3	4						79	H	Rutgers	9	8
18	H	Southern Miss.	9	5						80	A	Marshall	6	3
18	H	Southern Miss.	9	4						80	A	Marshall	2	7
										80	A	Marshall	10	2
										127	A	UCF	5	0
										127	H	UCF	1	3
										143	H	Saint Joseph's	4	1
										143	H	Saint Joseph's	1	0
										145	H	Charlotte	6	7
										145	H	Charlotte	17	8
										145	H	Charlotte	7	12
										154	H	Georgetown	14	2
										154	H	Georgetown	6	0
										154	H	Georgetown	11	13
										162	A	Middle Tenn.	6	8
										162	A	Middle Tenn.	7	2
										162	A	Middle Tenn.	12	1
										171	H	UTSA	13	5
										171	H	UTSA	3	1
										171	H	UTSA	5	4
										227	N	South Dakota St.	4	2
										227	N	South Dakota St.	11	5
										272	H	LIU Brooklyn	4	3
					LAST 15 GAMES									
					171	H	UTSA	3	1	127	H	UCF	1	3
					171	H	UTSA	13	5	126	A	FIU	9	1
					171	H	UTSA	5	4	126	A	FIU	3	4
					3	A	Miami (FL)	2	5					
					18	H	Southern Miss.	3	4					

Non-Div. I Games:

Fla. Atlantic

18	H	Southern Miss.	9	4
18	H	Southern Miss.	9	5

RPI	S	Opponent	Score	
272	H	LIU Brooklyn	17	2
272	H	LIU Brooklyn	5	1

Fla. Atlantic

F
l
a
.
A
t
l
a
n
t
i
c

F
l
a
.
A
t
l
a
n
t
i
c

Average RPI Win:	175	WON-LOST RECORD	WINNING PCT. RANK	LAST 15 GAMES	STRENGTH OF SCHEDULE	OPP. STRENGTH OF SCHEDULE	TEAM RPI	ADJ RPI	CONF. RPI	ADJ CONF. RPI		
DIV. I ONLY		32-10-0	.7619	7	12-3-0	139	138	32	.56872	32	18	18
DIV. I NON-CONF.		22-8-0	.73333	35	4-2-0	114	90	24	.58006	24	16	16
<hr/>												
TOTALS	RPI 1-25	RPI 26-50		W-L RECORDS		RPI 51-100		RPI 101-150		RPI 150+		
32-10-0	0-0-0	3-2-0		OVERALL		2-5-0		7-1-0		20-2-0		
21-3-0	0-0-0	1-0-0		HOME		2-1-0		4-0-0		14-2-0		
11-7-0	0-0-0	2-2-0		AWAY		0-4-0		3-1-0		6-0-0		
0-0-0	0-0-0	0-0-0		NEUTRAL		0-0-0		0-0-0		0-0-0		
22-8-0	0-0-0	3-2-0		NON-CONFERENCE		2-5-0		7-1-0		10-0-0		
14-1-0	0-0-0	1-0-0		HOME		2-1-0		4-0-0		7-0-0		
8-7-0	0-0-0	2-0-		AWAY		0-4-0		3-1-0		3-0-0		
0-0-0	0-0-0	0-0-0		NEUTRAL		0-0-0		0-0-0		0-0-0		
10-2-0	0-0-0	0-0-0		CONFERENCE		0-0-0		0-0-0		10-2-0		
7-2-0	0-0-0	0-0-0		HOME		0-0-0		0-0-0		7-2-0		
3-0-0	0-0-0	0-0-0		AWAY		0-0-0		0-0-0		3-0-0		
0-0-0	0-0-0	0-0-0		NEUTRAL		0-0-0		0-0-0		0-0-0		
RPI	S	Opponent	Score	RPI	S	Opponent	Score	RPI	S	Opponent	Score	
				46	A	Nebraska	2 8	65	H	Jacksonville	3 4	
				46	H	Nebraska	4 3	65	H	Jacksonville	2 1	
				50	A	BYU	8 5	65	H	Jacksonville	4 0	
				50	A	BYU	10 2	67	A	Fresno St.	3 7	
				50	A	BYU	4 13	67	A	Fresno St.	1 2	
								67	A	Fresno St.	1 2	
								86	A	Arkansas	2 6	

Non-Div. I Games:

Creighton

247	A	Villanova	9	3
50	A	BYU	10	2

RPI	S	Opponent	Score	
284	H	North Dakota	7	1
284	H	North Dakota	7	1
284	H	North Dakota	5	0

Creighton

C
r
e
i
g
h
t
o
n

C
r
e
i
g
h
t
o
n

Average RPI Win: 200		WON-LOST RECORD		WINNING PCT. RANK		LAST 15 GAMES		STRENGTH OF SCHEDULE		OPP. STRENGTH OF SCHEDULE		TEAM RPI		ADJ RPI		CONF. RPI		ADJ CONF. RPI	
DIV. I ONLY		36-9-0		.8 2		13-2-0		198		223		33		.56587 33		26		26	
DIV. I NON-CONF.		17-6-0		.73913 30		6-0-0		143		137		26		.57628 26		28		27	
TOTALS		RPI 1-25		RPI 26-50		W-L RECORDS		RPI 51-100		RPI 101-150		RPI 150+							
36-9-0		0-1-0		2-0-0		OVERALL		1-4-0		5-1-0		28-3-0							
12-2-0		0-0-0		0-0-0		HOME		0-1-0		3-1-0		9-0-0							
19-6-0		0-0-0		1-0-0		AWAY		1-3-0		1-0-0		16-3-0							
5-1-0		0-1-0		1-0-0		NEUTRAL		0-0-0		1-0-0		3-0-0							
17-6-0		0-1-0		2-0-0		NON-CONFERENCE		1-4-0		2-0-0		12-1-0							
3-1-0		0-0-0		0-0-0		HOME		0-1-0		0-0-0		3-0-0							
9-4-0		0-0-0		1-0-		AWAY		1-3-0		1-0-0		6-1-0							
5-1-0		0-1-0		1-0-0		NEUTRAL		0-0-0		1-0-0		3-0-0							
19-3-0		0-0-0		0-0-0		CONFERENCE		0-0-0		3-1-0		16-2-0							
9-1-0		0-0-0		0-0-0		HOME		0-0-0		3-1-0		6-0-0							
10-2-0		0-0-0		0-0-0		AWAY		0-0-0		0-0-0		10-2-0							
0-0-0		0-0-0		0-0-0		NEUTRAL		0-0-0		0-0-0		0-0-0							
RPI S	Opponent	Score		RPI S	Opponent	Score		RPI S	Opponent	Score		RPI S	Opponent	Score					
20 N	UC Santa Barbara	2	16	44 A	Boston College	18	6	57 A	Maryland	3	5	107 A	Rhode Island	6	5				
				45 N	Kentucky	7	4	57 A	Maryland	2	0	111 H	Sacred Heart	7	3				
								57 A	Maryland	6	8	111 H	Sacred Heart	3	0				
								62 H	Hartford	8	9	111 H	Sacred Heart	1	3				
								82 A	UConn	3	6	111 H	Sacred Heart	6	3				
												113 N	Penn St.	3	1				
												153 A	Delaware	16	5				
												157 N	Monmouth	8	5				
												157 N	Monmouth	8	4				
												173 A	Northeastern	19	2				
												175 H	Stony Brook	8	4				
												175 H	Stony Brook	14	5				
												175 H	Stony Brook	6	2				
												186 A	San Diego St.	10	2				
												222 A	Central Conn. St.	8	1				
												222 A	Central Conn. St.	6	1				
												222 A	Central Conn. St.	7	0				
												222 A	Central Conn. St.	5	4				
												239 A	Brown	15	3				
												253 A	Fairleigh Dickinson	19	1				
												253 A	Fairleigh Dickinson	3	10				
												253 A	Fairleigh Dickinson	6	2				
												253 A	Fairleigh Dickinson	11	9				
												255 N	Army West Point	6	1				
												270 H	Wagner	5	1				
												270 H	Wagner	10	4				
												270 H	Wagner	7	0				
LAST 15 GAMES																			
				272 A	LIU Brooklyn	15	5	111 H	Sacred Heart	7	3	253 A	Fairleigh Dickinson	11	9				
				272 A	LIU Brooklyn	21	8	44 A	Boston College	18	6	255 N	Army West Point	6	1				
				272 A	LIU Brooklyn	7	3	239 A	Brown	15	3	270 H	Wagner	5	1				
				272 A	LIU Brooklyn	2	7					270 H	Wagner	10	4				
				111 H	Sacred Heart	3	0					270 H	Wagner	7	0				

Non-Div. I Games:

Bryant

111	H	Sacred Heart	6	3
111	H	Sacred Heart	1	3

RPI	S	Opponent	Score	
270	H	Wagner	3	2
272	A	LIU Brooklyn	7	3
272	A	LIU Brooklyn	15	5
272	A	LIU Brooklyn	2	7
272	A	LIU Brooklyn	21	8
272	H	LIU Brooklyn	5	1
272	H	LIU Brooklyn	3	1
276	A	George Mason	12	2
276	A	George Mason	2	3
276	A	George Mason	7	0

Bryant

B
r
y
a
n
t

B
r
y
a
n
t

Average RPI Win:	145	WON-LOST RECORD	WINNING PCT. RANK	LAST 15 GAMES	STRENGTH OF SCHEDULE	OPP. STRENGTH OF SCHEDULE	TEAM RPI	ADJ RPI	CONF. RPI	ADJ CONF. RPI					
DIV. I ONLY		28-15-0	.65116	48	10-5-0	74	144	34	.56564	34	6	6			
DIV. I NON-CONF.		16-10-0	.61538	79	3-1-0	70	229	38	.56424	38	7	7			
<hr/>															
TOTALS	RPI 1-25	RPI 26-50		W-L RECORDS		RPI 51-100		RPI 101-150		RPI 150+					
28-15-0	2-0-0	0-1-0		OVERALL		6-3-0		8-8-0		12-3-0					
10-4-0	0-0-0	0-0-0		HOME		4-2-0		1-2-0		5-0-0					
15-10-0	2-0-0	0-0-0		AWAY		2-1-0		4-6-0		7-3-0					
3-1-0	0-0-0	0-1-0		NEUTRAL		0-0-0		3-0-0		0-0-0					
16-10-0	0-0-0	0-1-0		NON-CONFERENCE		0-0-0		7-6-0		9-3-0					
5-0-0	0-0-0	0-0-0		HOME		0-0-0		0-0-0		5-0-0					
8-9-0	0-0-0	0-0-		AWAY		0-0-0		4-6-0		4-3-0					
3-1-0	0-0-0	0-1-0		NEUTRAL		0-0-0		3-0-0		0-0-0					
12-5-0	2-0-0	0-0-0		CONFERENCE		6-3-0		1-2-0		3-0-0					
5-4-0	0-0-0	0-0-0		HOME		4-2-0		1-2-0		0-0-0					
7-1-0	2-0-0	0-0-0		AWAY		2-1-0		0-0-0		3-0-0					
0-0-0	0-0-0	0-0-0		NEUTRAL		0-0-0		0-0-0		0-0-0					
<hr/>															
RPI S	Opponent	Score		RPI S	Opponent	Score		RPI S	Opponent	Score					
24 A	Michigan	8	1	42 N	Oregon St.	7	8	57 H	Maryland	2	4	101 H	Indiana	2	3
24 A	Michigan	5	3					57 H	Maryland	6	4	101 H	Indiana	8	12
								57 H	Maryland	9	5	101 H	Indiana	8	6
								66 A	Illinois	3	1	121 A	Seattle	3	13
								66 A	Illinois	14	6	121 A	Seattle	4	5
								66 A	Illinois	0	2	121 A	Seattle	12	2
								98 H	Iowa	6	3	121 A	Seattle	1	4
								98 H	Iowa	3	6	129 N	Utah	9	3
								98 H	Iowa	4	1	129 N	Utah	6	1
												131 A	Missouri St.	4	5
												131 A	Missouri St.	12	5
												131 A	Missouri St.	7	5
												136 A	Utah Valley	6	15
												136 A	Utah Valley	2	3
												136 A	Utah Valley	13	5
												136 N	Utah Valley	8	2
												164 A	Campbell	7	5
												164 A	Campbell	3	1
												164 A	Campbell	7	11
												169 A	North Dakota St.	4	7
												169 H	North Dakota St.	10	0
												197 H	Kansas	19	7
												197 H	Kansas	12	7
												218 A	Georgia St.	11	6
												218 A	Georgia St.	3	4
												218 A	Georgia St.	3	0
												223 H	Northern Ill.	12	10
<hr/>															
				LAST 15 GAMES											
				101 H	Indiana	2	3	66 A	Illinois	3	1	197 H	Kansas	19	7
				101 H	Indiana	8	6	169 A	North Dakota St.	4	7	218 A	Georgia St.	11	6
				101 H	Indiana	8	12	262 A	Northwestern	8	0	218 A	Georgia St.	3	4
				197 H	Kansas	12	7					218 A	Georgia St.	3	0
				197 H	Kansas	19	7					223 H	Northern Ill.	12	10

Non-Div. I Games: Saint Mary's (MN) 9 1 Augsburg 10 3

Minnesota

66	A	Illinois	14	6
66	A	Illinois	0	2

RPI	S	Opponent	Score	
227	H	South Dakota St.	7	3
262	A	Northwestern	10	1
262	A	Northwestern	6	5
262	A	Northwestern	8	0

Minnesota

M
i
n
n
e
s
o
t
a

M
i
n
n
e
s
o
t
a

Average RPI Win:	100	WON-LOST RECORD	WINNING PCT. RANK	LAST 15 GAMES	STRENGTH OF SCHEDULE	OPP. STRENGTH OF SCHEDULE	TEAM RPI	ADJ RPI	CONF. RPI	ADJ CONF. RPI	
Average RPI Loss:	98										
DIV. I ONLY		27-16-0	.62791 65	10-5-0	44	55	35	.56471 35	3	3	
DIV. I NON-CONF.		14-8-0	.63636 68	4-2-0	116	102	75	.53873 75	3	3	
<hr/>											
TOTALS	RPI 1-25	RPI 26-50		W-L RECORDS		RPI 51-100		RPI 101-150		RPI 150+	
27-16-0	2-1-0	2-3-0		OVERALL		11-5-0		6-3-0		6-4-0	
16-7-0	2-1-0	1-1-0		HOME		7-3-0		2-0-0		4-2-0	
11-9-0	0-0-0	1-2-0		AWAY		4-2-0		4-3-0		2-2-0	
0-0-0	0-0-0	0-0-0		NEUTRAL		0-0-0		0-0-0		0-0-0	
<hr/>											
14-8-0	0-0-0	1-1-0		NON-CONFERENCE		3-1-0		4-2-0		6-4-0	
10-4-0	0-0-0	1-1-0		HOME		3-1-0		2-0-0		4-2-0	
4-4-0	0-0-0	0-0-		AWAY		0-0-0		2-2-0		2-2-0	
0-0-0	0-0-0	0-0-0		NEUTRAL		0-0-0		0-0-0		0-0-0	
<hr/>											
13-8-0	2-1-0	1-2-0		CONFERENCE		8-4-0		2-1-0		0-0-0	
6-3-0	2-1-0	0-0-0		HOME		4-2-0		0-0-0		0-0-0	
7-5-0	0-0-0	1-2-0		AWAY		4-2-0		2-1-0		0-0-0	
0-0-0	0-0-0	0-0-0		NEUTRAL		0-0-0		0-0-0		0-0-0	
<hr/>											
RPI S	Opponent	Score	RPI S	Opponent	Score	RPI S	Opponent	Score	RPI S	Opponent	Score
23 H	Arizona	6 3	42 A	Oregon St.	1 10	51 A	California	4 2	116 A	Southern California	6 0
23 H	Arizona	7 17	42 A	Oregon St.	4 5	51 A	California	7 4	116 A	Southern California	7 3
23 H	Arizona	8 4	42 A	Oregon St.	3 2	51 A	California	1 7	116 A	Southern California	3 4
			47 H	Gonzaga	2 0	52 A	Arizona St.	4 2	121 A	Seattle	2 3
			47 H	Gonzaga	6 8	52 A	Arizona St.	3 6	121 H	Seattle	12 4
						52 A	Arizona St.	6 1	121 H	Seattle	3 1
						55 H	St. Mary's (CA)	3 0	130 A	Baylor	7 1
						55 H	St. Mary's (CA)	6 1	130 A	Baylor	7 2
						55 H	St. Mary's (CA)	3 1	130 A	Baylor	5 9
						55 H	St. Mary's (CA)	3 5	167 A	UC Riverside	5 8
						68 H	UCLA	7 4	167 A	UC Riverside	2 1
						68 H	UCLA	0 1	167 A	UC Riverside	5 6
						68 H	UCLA	8 7	167 A	UC Riverside	17 4
						91 H	Oregon	0 2	180 H	Santa Clara	1 2
						91 H	Oregon	9 6	180 H	Santa Clara	4 1
						91 H	Oregon	7 4	180 H	Santa Clara	10 9
									221 H	Pacific	3 6
									221 H	Pacific	6 2
									221 H	Pacific	6 2
<hr/>											
			LAST 15 GAMES								
			116 A	Southern California	6 0	55 H	St. Mary's (CA)	3 0			
			116 A	Southern California	7 3	55 H	St. Mary's (CA)	3 1			
			116 A	Southern California	3 4	55 H	St. Mary's (CA)	6 1			
			51 A	California	7 4						
			51 A	California	1 7						

Non-Div. I Games:

Washington

51	A	California	4	2
121	H	Seattle	3	1

W
a
s
h
i
n
g
t
o
n

W
a
s
h
i
n
g
t
o
n

S
o
u
t
h
e
a
s
t
e
r
n
L
a
.

Southeastern La.

177 H Houston Baptist	18	2
177 H Houston Baptist	3	2

S
o
u
t
h
e
a
s
t
e
r
n
L
a
.

S
o
u
t
h
e
a
s
t
e
r
n
L
a
.

Average RPI Win: 131		WON-LOST RECORD		WINNING PCT. RANK		LAST 15 GAMES		STRENGTH OF SCHEDULE		OPP. STRENGTH OF SCHEDULE		TEAM RPI		ADJ RPI		CONF. RPI		ADJ CONF. RPI	
DIV. I ONLY		32-14-0		.69565 29		11-4-0		78		99		37		.5616 37		11		11	
DIV. I NON-CONF.		21-11-0		.65625 57		2-1-0		110		37		70		.54178 70		13		13	
TOTALS		RPI 1-25		RPI 26-50		W-L RECORDS		RPI 51-100		RPI 101-150		RPI 150+							
32-14-0		1-2-0		0-1-0		OVERALL		12-3-0		12-7-0		7-1-0							
21-8-0		0-1-0		0-1-0		HOME		5-2-0		11-4-0		5-0-0							
11-6-0		1-1-0		0-0-0		AWAY		7-1-0		1-3-0		2-1-0							
0-0-0		0-0-0		0-0-0		NEUTRAL		0-0-0		0-0-0		0-0-0							
21-11-0		1-2-0		0-1-0		NON-CONFERENCE		9-3-0		6-4-0		5-1-0							
16-7-0		0-1-0		0-1-0		HOME		5-2-0		6-3-0		5-0-0							
5-4-0		1-1-0		0-0-		AWAY		4-1-0		0-1-0		0-1-0							
0-0-0		0-0-0		0-0-0		NEUTRAL		0-0-0		0-0-0		0-0-0							
11-3-0		0-0-0		0-0-0		CONFERENCE		3-0-0		6-3-0		2-0-0							
5-1-0		0-0-0		0-0-0		HOME		0-0-0		5-1-0		0-0-0							
6-2-0		0-0-0		0-0-0		AWAY		3-0-0		1-2-0		2-0-0							
0-0-0		0-0-0		0-0-0		NEUTRAL		0-0-0		0-0-0		0-0-0							
RPI S	Opponent	Score		RPI S	Opponent	Score		RPI S	Opponent	Score		RPI S	Opponent	Score					
19 A	TCU	9	1	27 H	Oklahoma St.	6	7	59 A	New Mexico	12	11	114 H	Southern Ill.	7	4				
19 H	TCU	0	2					59 A	New Mexico	33	8	114 H	Southern Ill.	0	7				
22 A	Rice	2	6					59 A	New Mexico	5	2	114 H	Southern Ill.	5	2				
								74 H	Oral Roberts	4	7	130 A	Baylor	3	8				
								74 H	Oral Roberts	6	1	130 H	Baylor	6	19				
								74 H	Oral Roberts	7	12	130 H	Baylor	5	3				
								76 A	Indiana St.	10	5	135 H	Evansville	6	5				
								76 A	Indiana St.	7	6	135 H	Evansville	12	8				
								76 A	Indiana St.	3	2	135 H	Evansville	12	2				
								88 A	UT Arlington	7	3	138 H	Valparaiso	9	2				
								88 H	UT Arlington	13	2	138 H	Valparaiso	1	6				
								98 H	Iowa	5	1	138 H	Valparaiso	2	1				
								98 H	Iowa	7	3	138 H	Valparaiso	10	4				
								98 H	Iowa	4	1	139 H	La.-Monroe	3	6				
								99 A	Oklahoma	2	12	139 H	La.-Monroe	6	1				
												139 H	La.-Monroe	7	3				
												147 A	Bradley	2	3				
												147 A	Bradley	1	2				
												147 A	Bradley	4	3				
												210 H	Lipscomb	10	3				
												210 H	Lipscomb	9	1				
												210 H	Lipscomb	6	5				
												215 A	Illinois St.	7	1				
												215 A	Illinois St.	7	2				
												216 A	Abilene Christian	2	3				
												273 H	Incarinate Word	17	1				
												286 H	Texas Southern	15	9				
				LAST 15 GAMES															
				135 H	Evansville	12	8	19 H	TCU	0	2								
				135 H	Evansville	12	2	76 A	Indiana St.	10	5								
				135 H	Evansville	6	5	76 A	Indiana St.	7	6								
				88 A	UT Arlington	7	3												
				147 A	Bradley	1	2												

Non-Div. I Games:

Dallas Baptist

147 A Bradley	4	3
147 A Bradley	2	3

D
a
l
l
a
s
B
a
p
t
i
s
t

D
a
l
l
a
s
B
a
p
t
i
s
t

Duke				Through Games Of May 9, 2016																			
Average RPI Win: 125		WON-LOST RECORD		WINNING PCT. RANK		LAST 15 GAMES		STRENGTH OF SCHEDULE		OPP. STRENGTH OF SCHEDULE		TEAM RPI		ADJ RPI		CONF. RPI		ADJ CONF. RPI					
DIV. I ONLY		27-20-0		.57447 95		10-5-0		14		19		38		.56154 38		1		1					
DIV. I NON-CONF.		17-6-0		.73913 30		6-0-0		104		176		46		.55911 46		1		1					
TOTALS		RPI 1-25		RPI 26-50		W-L RECORDS		RPI 51-100		RPI 101-150		RPI 150+											
27-20-0		7-13-0		2-2-0		OVERALL		3-1-0		2-2-0		13-2-0											
17-11-0		4-9-0		1-0-0		HOME		2-1-0		1-1-0		9-0-0											
9-8-0		3-4-0		1-2-0		AWAY		0-0-0		1-0-0		4-2-0											
1-1-0		0-0-0		0-0-0		NEUTRAL		1-0-0		0-1-0		0-0-0											
17-6-0		0-2-0		1-0-0		NON-CONFERENCE		3-1-0		2-2-0		11-1-0											
13-3-0		0-1-0		1-0-0		HOME		2-1-0		1-1-0		9-0-0											
3-2-0		0-1-0		0-0-		AWAY		0-0-0		1-0-0		2-1-0											
1-1-0		0-0-0		0-0-0		NEUTRAL		1-0-0		0-1-0		0-0-0											
10-14-0		7-11-0		1-2-0		CONFERENCE		0-0-0		0-0-0		2-1-0											
4-8-0		4-8-0		0-0-0		HOME		0-0-0		0-0-0		0-0-0											
6-6-0		3-3-0		1-2-0		AWAY		0-0-0		0-0-0		2-1-0											
0-0-0		0-0-0		0-0-0		NEUTRAL		0-0-0		0-0-0		0-0-0											
RPI	S	Opponent		Score		RPI	S	Opponent		Score		RPI	S	Opponent		Score							
3	H	Miami (FL)		12 5		29	A	Wake Forest		0 12		51	H	California		2 5							
3	H	Miami (FL)		0 9		29	A	Wake Forest		2 3		51	H	California		6 5							
3	H	Miami (FL)		2 14		29	A	Wake Forest		3 2		51	H	California		5 4							
6	A	North Carolina St.		2 1		40	H	UNCG		7 4		100	N	Ohio St.		8 1							
6	A	North Carolina St.		2 3										Penn St.		1 2							
6	A	North Carolina St.		2 12										Liberty		8 7							
9	H	Clemson		2 1										Liberty		6 1							
9	H	Clemson		2 3										Liberty		0 1							
9	H	Clemson		5 3										Liberty		0 1							
13	H	North Carolina		2 12										Gardner-Webb		13 4							
13	H	North Carolina		2 11										Gardner-Webb		4 1							
13	H	North Carolina		2 8										Campbell		1 5							
14	A	Coastal Caro.		6 10										Campbell		4 0							
15	H	Virginia		3 0										Davidson		13 3							
15	H	Virginia		6 7										Davidson		9 2							
15	H	Virginia		0 6										Virginia Tech		3 1							
16	A	Georgia Tech		14 13										Virginia Tech		19 9							
16	A	Georgia Tech		2 3										Virginia Tech		2 3							
16	A	Georgia Tech		10 4										Toledo		3 2							
25	H	East Carolina		6 8										Toledo		2 1							
														Toledo		6 1							
														N.C. Central		4 2							
														N.C. Central		3 0							
														UMES		9 1							
LAST 15 GAMES																							
155 H Gardner-Webb						4 1						193 A Virginia Tech						2 3					
155 H Gardner-Webb						13 4						193 A Virginia Tech						19 9					
6 A North Carolina St.						2 1						149 A Liberty						8 7					
6 A North Carolina St.						2 12																	
6 A North Carolina St.						2 3																	

Non-Div. I Games:

Duke

269	A	N.C. Central	4	2
193	A	Virginia Tech	3	1

Average RPI Win: 129		WON-LOST RECORD		WINNING PCT. RANK		LAST 15 GAMES		STRENGTH OF SCHEDULE		OPP. STRENGTH OF SCHEDULE		TEAM RPI		ADJ RPI		CONF. RPI		ADJ CONF. RPI	
DIV. I ONLY		36-14-0		.72 18		10-5-0		121		96		39		.55976 39		9		9	
DIV. I NON-CONF.		17-9-0		.65385 61		6-1-0		85		76		55		.5501 55		11		11	
TOTALS		RPI 1-25		RPI 26-50		W-L RECORDS		RPI 51-100		RPI 101-150		RPI 150+							
36-14-0		2-1-0		2-1-0		OVERALL		8-4-0		14-0-0		10-8-0							
25-5-0		1-0-0		1-0-0		HOME		7-2-0		12-0-0		4-3-0							
9-7-0		0-1-0		1-1-0		AWAY		1-1-0		1-0-0		6-4-0							
2-2-0		1-0-0		0-0-0		NEUTRAL		0-1-0		1-0-0		0-1-0							
17-9-0		2-1-0		2-1-0		NON-CONFERENCE		4-2-0		5-0-0		4-5-0							
12-3-0		1-0-0		1-0-0		HOME		3-0-0		3-0-0		4-3-0							
3-4-0		0-1-0		1-0-		AWAY		1-1-0		1-0-0		0-1-0							
2-2-0		1-0-0		0-0-0		NEUTRAL		0-1-0		1-0-0		0-1-0							
19-5-0		0-0-0		0-0-0		CONFERENCE		4-2-0		9-0-0		6-3-0							
13-2-0		0-0-0		0-0-0		HOME		4-2-0		9-0-0		0-0-0							
6-3-0		0-0-0		0-0-0		AWAY		0-0-0		0-0-0		6-3-0							
0-0-0		0-0-0		0-0-0		NEUTRAL		0-0-0		0-0-0		0-0-0							
RPI S	Opponent	Score		RPI S	Opponent	Score		RPI S	Opponent	Score		RPI S	Opponent	Score					
12 A	Mississippi St.	3	7	30 A	Georgia	3	1	60 A	Alabama	8	2	104 N	Cincinnati	3	2				
18 H	Southern Miss.	9	3	36 A	Southeastern La.	2	9	70 A	New Orleans	2	8	115 H	Little Rock	7	5				
18 N	Southern Miss.	4	2	36 H	Southeastern La.	2	1	70 H	New Orleans	12	3	115 H	Little Rock	10	6				
								84 H	Jacksonville St.	4	2	115 H	Little Rock	13	3				
								84 H	Jacksonville St.	8	7	118 A	Auburn	8	5				
								88 H	UT Arlington	4	3	135 H	Evansville	5	4				
								88 H	UT Arlington	4	3	135 H	Evansville	11	0				
								88 H	UT Arlington	6	4	135 H	Evansville	18	5				
								93 H	Ga. Southern	10	0	139 H	La.-Monroe	13	0				
								93 H	Ga. Southern	9	11	139 H	La.-Monroe	12	2				
								93 H	Ga. Southern	3	4	139 H	La.-Monroe	10	4				
								94 N	Western Ky.	10	11	142 H	Arkansas St.	8	2				
												142 H	Arkansas St.	3	2				
												142 H	Arkansas St.	12	7				
												158 A	Alabama St.	7	12				
												158 H	Alabama St.	4	3				
												161 A	Texas St.	3	2				
												161 A	Texas St.	6	4				
												161 A	Texas St.	7	3				
												162 H	Middle Tenn.	3	2				
												162 H	Middle Tenn.	4	5				
												162 H	Middle Tenn.	4	7				
												204 N	Nicholls St.	4	5				
												218 A	Georgia St.	2	1				
												218 A	Georgia St.	9	3				
												218 A	Georgia St.	4	7				
												237 A	Appalachian St.	3	4				
				LAST 15 GAMES															
				93 H	Ga. Southern	10	0	218 A	Georgia St.	9	3								
				93 H	Ga. Southern	9	11	118 A	Auburn	8	5								
				93 H	Ga. Southern	3	4	296 H	Southern U.	7	1								
				84 H	Jacksonville St.	8	7												
				84 H	Jacksonville St.	4	2												

Non-Div. I Games:

South Ala.

South Ala.

218	A	Georgia St.	2	1
218	A	Georgia St.	4	7

Through Games Of May 9, 2016

RPI	S	Opponent	Score	
237	A	Appalachian St.	3	4
237	A	Appalachian St.	8	1
296	H	Southern U.	7	1
296	H	Southern U.	12	2
296	H	Southern U.	4	5

South Ala.

S
o
u
t
h
A
l
a
.

S
o
u
t
h
A
l
a
.

UNCG

UNCG

119	H	Samford	10	2
164	H	Campbell	10	2

RPI	S	Opponent	Score	
245	H	Marist	16	4
251	H	VMI	6	1
251	H	VMI	10	4
251	H	VMI	11	6
255	H	Army West Point	10	6
255	H	Army West Point	16	2
255	H	Army West Point	4	6
287	H	N.C. A&T	6	2
287	N	N.C. A&T	8	9
294	H	UMES	8	2

Average RPI Win:		124	WON-LOST RECORD		WINNING PCT. RANK		LAST 15 GAMES		STRENGTH OF SCHEDULE		OPP. STRENGTH OF SCHEDULE		TEAM RPI		ADJ RPI		CONF. RPI		ADJ CONF. RPI					
DIV. I ONLY			30-16-0		.65217		46		12-3-0		69		45		41		.55826		41		7		7	
DIV. I NON-CONF.			17-11-0		.60714		82		4-2-0		89		4		62		.54606		62		9		9	
TOTALS		RPI 1-25		RPI 26-50		W-L RECORDS		RPI 51-100		RPI 101-150		RPI 150+												
30-16-0		2-2-0		1-2-0		OVERALL		8-8-0		8-3-0		11-1-0												
22-7-0		0-0-0		1-2-0		HOME		5-4-0		6-1-0		10-0-0												
8-9-0		2-2-0		0-0-0		AWAY		3-4-0		2-2-0		1-1-0												
0-0-0		0-0-0		0-0-0		NEUTRAL		0-0-0		0-0-0		0-0-0												
17-11-0		2-2-0		0-0-0		NON-CONFERENCE		4-6-0		6-2-0		5-1-0												
12-5-0		0-0-0		0-0-0		HOME		2-4-0		6-1-0		4-0-0												
5-6-0		2-2-0		0-0-		AWAY		2-2-0		0-1-0		1-1-0												
0-0-0		0-0-0		0-0-0		NEUTRAL		0-0-0		0-0-0		0-0-0												
13-5-0		0-0-0		1-2-0		CONFERENCE		4-2-0		2-1-0		6-0-0												
10-2-0		0-0-0		1-2-0		HOME		3-0-0		0-0-0		6-0-0												
3-3-0		0-0-0		0-0-0		AWAY		1-2-0		2-1-0		0-0-0												
0-0-0		0-0-0		0-0-0		NEUTRAL		0-0-0		0-0-0		0-0-0												
RPI	S	Opponent		Score		RPI	S	Opponent		Score		RPI	S	Opponent		Score								
11	A	Texas Tech		7	3	48	H	Long Beach St.		4	5	52	H	Arizona St.		3	5							
11	A	Texas Tech		4	1	48	H	Long Beach St.		4	5	52	H	Arizona St.		1	2							
11	A	Texas Tech		5	6	48	H	Long Beach St.		4	2	57	H	Maryland		0	1							
23	A	Arizona		0	2							57	H	Maryland		3	2							
												57	H	Maryland		4	8							
												68	A	UCLA		14	7							
												68	H	UCLA		10	7							
												81	A	Stanford		4	3							
												81	A	Stanford		0	2							
												81	A	Stanford		1	2							
												87	H	CSUN		2	1							
												87	H	CSUN		8	5							
												87	H	CSUN		7	4							
												90	A	Cal Poly		2	1							
												90	A	Cal Poly		0	1							
												90	A	Cal Poly		3	6							
LAST 15 GAMES																								
167 H UC Riverside						9	2	68 H UCLA						10	7	256 A CSU Bakersfield						8	3	
167 H UC Riverside						6	2	124 H UNLV						0	2									
167 H UC Riverside						2	1	124 H UNLV						6	0									
186 A San Diego St.						2	7																	
117 A UC Irvine						7	2																	

Non-Div. I Games:

Cal St. Fullerton

117 A UC Irvine	6	4
117 A UC Irvine	0	2

C
a
l
S
t
.
F
u
l
l
e
r
t
o
n

C
a
l
S
t
.
F
u
l
l
e
r
t
o
n

Average RPI Win: 122		WON-LOST RECORD		WINNING PCT. RANK		LAST 15 GAMES		STRENGTH OF SCHEDULE		OPP. STRENGTH OF SCHEDULE		TEAM RPI		ADJ RPI		CONF. RPI		ADJ CONF. RPI					
DIV. I ONLY		29-15-0		.65909 43		7-8-0		123		33		42		.55759 42		3		3					
DIV. I NON-CONF.		17-3-0		.85 9		1-0-0		218		49		33		.57061 33		3		3					
TOTALS		RPI 1-25		RPI 26-50		W-L RECORDS		RPI 51-100		RPI 101-150		RPI 150+											
29-15-0		0-3-0		3-1-0		OVERALL		6-5-0		14-3-0		6-3-0											
13-4-0		0-0-0		2-1-0		HOME		5-1-0		5-1-0		1-1-0											
7-10-0		0-3-0		0-0-0		AWAY		1-4-0		4-1-0		2-2-0											
9-1-0		0-0-0		1-0-0		NEUTRAL		0-0-0		5-1-0		3-0-0											
17-3-0		0-0-0		1-0-0		NON-CONFERENCE		0-0-0		11-2-0		5-1-0											
6-2-0		0-0-0		0-0-0		HOME		0-0-0		5-1-0		1-1-0											
3-0-0		0-0-0		0-0-		AWAY		0-0-0		2-0-0		1-0-0											
8-1-0		0-0-0		1-0-0		NEUTRAL		0-0-0		4-1-0		3-0-0											
12-12-0		0-3-0		2-1-0		CONFERENCE		6-5-0		3-1-0		1-2-0											
7-2-0		0-0-0		2-1-0		HOME		5-1-0		0-0-0		0-0-0											
4-10-0		0-3-0		0-0-0		AWAY		1-4-0		2-1-0		1-2-0											
1-0-0		0-0-0		0-0-0		NEUTRAL		0-0-0		1-0-0		0-0-0											
RPI	S	Opponent		Score		RPI	S	Opponent		Score		RPI	S	Opponent		Score							
23	A	Arizona		1	6	34	N	Minnesota		8	7	51	A	California		3	5	120	N	William & Mary		12	3
23	A	Arizona		5	6	35	H	Washington		5	4	51	A	California		0	5	121	H	Seattle		5	4
23	A	Arizona		1	4	35	H	Washington		2	3	51	A	California		2	6	123	N	Kansas St.		14	0
						35	H	Washington		10	1	52	H	Arizona St.		7	3	123	N	Kansas St.		7	5
												52	H	Arizona St.		12	2	128	A	San Diego		5	2
												52	H	Arizona St.		3	2	128	A	San Diego		7	2
												81	H	Stanford		3	2	129	A	Utah		6	7
												81	H	Stanford		0	6	129	A	Utah		10	4
												81	H	Stanford		11	4	129	A	Utah		7	2
												91	A	Oregon		11	10	129	N	Utah		10	2
												91	A	Oregon		6	7	136	N	Utah Valley		9	12
																		148	H	Central Ark.		6	2
																		148	H	Central Ark.		7	1
																		148	N	Central Ark.		6	2
																		150	H	San Francisco		8	5
																		150	H	San Francisco		4	0
																		150	H	San Francisco		0	5
																		168	N	Ball St.		7	6
																		186	H	San Diego St.		9	6
																		186	H	San Diego St.		5	6
																		192	A	Washington St.		5	7
																		192	A	Washington St.		12	3
																		192	A	Washington St.		3	8
																		197	N	Kansas		9	3
																		197	N	Kansas		3	1
																		209	A	Portland		13	6
LAST 15 GAMES																							
				23	A	Arizona		5	6	91	A	Oregon		6	7								
				23	A	Arizona		1	4	129	A	Utah		7	2								
				23	A	Arizona		1	6	129	A	Utah		6	7								
				121	H	Seattle		5	4														
				81	H	Stanford		11	4														

Non-Div. I Games:

Oregon St.

81 H Stanford	0	6
81 H Stanford	3	2

O
r
e
g
o
n
s
t
.

O
r
e
g
o
n
s
t
.

[illegible]

Non-Div. I Games:

Northwestern St.

225	H	A&M-Corpus Christi	4	2
300	H	Mississippi Val.	10	0

N
o
r
t
h
w
e
s
t
e
r
n
S
t
.

N
o
r
t
h
w
e
s
t
e
r
n
S
t
.

Average RPI Win:		143	WON-LOST RECORD		WINNING PCT. RANK		LAST 15 GAMES		STRENGTH OF SCHEDULE		OPP. STRENGTH OF SCHEDULE		TEAM RPI		ADJ RPI		CONF. RPI		ADJ CONF. RPI				
DIV. I ONLY			27-18-0		.6	79	9-6-0		57		49		44		.55693		44	1		1			
DIV. I NON-CONF.			16-4-0		.8	15	3-1-0		237		275		64		.54536		64	1		1			
TOTALS		RPI 1-25		RPI 26-50			W-L RECORDS			RPI 51-100			RPI 101-150			RPI 150+							
27-18-0		6-7-0		3-4-0			OVERALL			2-4-0			1-0-0			15-3-0							
9-7-0		4-3-0		2-2-0			HOME			0-1-0			0-0-0			3-1-0							
7-9-0		2-4-0		1-2-0			AWAY			0-3-0			1-0-0			3-0-0							
11-2-0		0-0-0		0-0-0			NEUTRAL			2-0-0			0-0-0			9-2-0							
16-4-0		0-0-0		0-1-0			NON-CONFERENCE			2-1-0			1-0-0			13-2-0							
1-2-0		0-0-0		0-1-0			HOME			0-1-0			0-0-0			1-0-0							
4-0-0		0-0-0		0-0-			AWAY			0-0-0			1-0-0			3-0-0							
11-2-0		0-0-0		0-0-0			NEUTRAL			2-0-0			0-0-0			9-2-0							
11-14-0		6-7-0		3-3-0			CONFERENCE			0-3-0			0-0-0			2-1-0							
8-5-0		4-3-0		2-1-0			HOME			0-0-0			0-0-0			2-1-0							
3-9-0		2-4-0		1-2-0			AWAY			0-3-0			0-0-0			0-0-0							
0-0-0		0-0-0		0-0-0			NEUTRAL			0-0-0			0-0-0			0-0-0							
RPI	S	Opponent		Score		RPI	S	Opponent		Score		RPI	S	Opponent		Score		RPI	S	Opponent		Score	
2	H	Louisville		2	1	29	H	Wake Forest		4	3	72	A	Notre Dame		1	4	107	A	Rhode Island		2	1
2	H	Louisville		6	1	29	H	Wake Forest		6	8	72	A	Notre Dame		9	11	169	N	North Dakota St.		2	4
2	H	Louisville		2	6	29	H	Wake Forest		9	8	72	A	Notre Dame		1	4	173	A	Northeastern		7	6
6	A	North Carolina St.		7	0	33	H	Bryant		6	18	76	N	Indiana St.		5	3	173	N	Northeastern		8	2
6	A	North Carolina St.		2	3	49	A	Pittsburgh		0	5	82	H	UConn		4	9	193	H	Virginia Tech		0	5
6	A	North Carolina St.		1	0	49	A	Pittsburgh		6	4	100	N	Ohio St.		6	2	193	H	Virginia Tech		4	1
8	H	Florida St.		0	3	49	A	Pittsburgh		4	5							193	H	Virginia Tech		2	0
9	A	Clemson		1	6													223	N	Northern Ill.		17	0
9	A	Clemson		2	6													223	N	Northern Ill.		5	0
9	A	Clemson		2	3													223	N	Northern Ill.		5	1
15	H	Virginia		0	3													223	N	Northern Ill.		2	1
15	H	Virginia		3	2													230	A	Harvard		11	9
15	H	Virginia		5	4													242	N	Central Mich.		9	3
																		247	N	Villanova		11	10
																		262	N	Northwestern		6	3
																		263	A	Massachusetts		11	5
																		263	H	Massachusetts		2	1
																		279	N	Butler		10	12
																		292	N	Chicago St.		7	1
						LAST 15 GAMES																	
						29	H	Wake Forest		4	3	193	H	Virginia Tech		0	5						
						29	H	Wake Forest		9	8	33	H	Bryant		6	18						
						29	H	Wake Forest		6	8	2	H	Louisville		2	6						
						173	A	Northeastern		7	6												
						107	A	Rhode Island		2	1												

Non-Div. I Games:

Boston College

193 H Virginia Tech	4	1
193 H Virginia Tech	2	0

B
o
s
t
o
n
C
o
l
l
e
g
e

B
o
s
t
o
n
C
o
l
l
e
g
e

Average RPI Win: 128		WON-LOST RECORD		WINNING PCT. RANK		LAST 15 GAMES		STRENGTH OF SCHEDULE		OPP. STRENGTH OF SCHEDULE		TEAM RPI		ADJ RPI		CONF. RPI		ADJ CONF. RPI	
DIV. I ONLY		29-19-0		.60417 75		7-8-0		37		25		45		.55476 45		2		2	
DIV. I NON-CONF.		16-8-0		.66667 52		2-2-0		176		157		114		.51894 114		2		2	
TOTALS		RPI 1-25		RPI 26-50		W-L RECORDS		RPI 51-100		RPI 101-150		RPI 150+							
29-19-0		5-7-0		2-2-0		OVERALL		6-5-0		4-2-0		12-3-0							
20-9-0		4-3-0		0-0-0		HOME		4-4-0		3-0-0		9-2-0							
7-8-0		1-3-0		2-1-0		AWAY		2-1-0		1-2-0		1-1-0							
2-2-0		0-1-0		0-1-0		NEUTRAL		0-0-0		0-0-0		2-0-0							
16-8-0		0-3-0		0-1-0		NON-CONFERENCE		1-1-0		3-0-0		12-3-0							
13-4-0		0-1-0		0-0-0		HOME		1-1-0		3-0-0		9-2-0							
1-2-0		0-1-0		0-0-		AWAY		0-0-0		0-0-0		1-1-0							
2-2-0		0-1-0		0-1-0		NEUTRAL		0-0-0		0-0-0		2-0-0							
13-11-0		5-4-0		2-1-0		CONFERENCE		5-4-0		1-2-0		0-0-0							
7-5-0		4-2-0		0-0-0		HOME		3-3-0		0-0-0		0-0-0							
6-6-0		1-2-0		2-1-0		AWAY		2-1-0		1-2-0		0-0-0							
0-0-0		0-0-0		0-0-0		NEUTRAL		0-0-0		0-0-0		0-0-0							
RPI	S	Opponent		Score		RPI	S	Opponent		Score		RPI	S	Opponent		Score			
1	H	Florida		7 4		30	A	Georgia		2 5		60	H	Alabama		3 2			
1	H	Florida		5 4		30	A	Georgia		14 6		60	H	Alabama		1 2			
1	H	Florida		5 12		30	A	Georgia		11 4		60	H	Alabama		6 2			
2	A	Louisville		6 7		33	N	Bryant		4 7		71	A	Tennessee		5 4			
2	H	Louisville		6 9								71	A	Tennessee		10 2			
5	H	South Carolina		5 10								71	A	Tennessee		5 14			
5	H	South Carolina		5 4								83	H	Austin Peay		3 2			
5	H	South Carolina		6 0								86	H	Arkansas		0 2			
10	A	Vanderbilt		3 0								86	H	Arkansas		0 1			
10	A	Vanderbilt		2 3								86	H	Arkansas		5 4			
10	A	Vanderbilt		0 3								94	H	Western Ky.		6 14			
20	N	UC Santa Barbara		4 11															

Non-Div. I Games:

Kentucky

118 A Auburn	6	10
118 A Auburn	2	5

K
e
n
t
u
c
k
y

K
e
n
t
u
c
k
y

Average RPI Win: 142		WON-LOST	WINNING	LAST 15	STRENGTH OF		OPP. STRENGTH	TEAM	ADJ		CONF.	ADJ CONF.
Average RPI Loss: 84		RECORD	PCT. RANK	GAMES	SCHEDULE		OF SCHEDULE	RPI	RPI		RPI	RPI
DIV. I ONLY		30-17-0	.6383	55	8-7-0		110	71	46		.55336	46
DIV. I NON-CONF.		19-10-0	.65517	58	4-2-0		84	45	41		.56056	41
TOTALS		RPI 1-25	RPI 26-50		W-L RECORDS		RPI 51-100		RPI 101-150		RPI 150+	
30-17-0		0-4-0	3-3-0		OVERALL		9-5-0		5-2-0		13-3-0	
15-5-0		0-0-0	1-0-0		HOME		2-1-0		4-1-0		8-3-0	
13-11-0		0-3-0	1-3-0		AWAY		7-4-0		1-1-0		4-0-0	
2-1-0		0-1-0	1-0-0		NEUTRAL		0-0-0		0-0-0		1-0-0	
19-10-0		0-1-0	3-3-0		NON-CONFERENCE		3-2-0		5-2-0		8-2-0	
11-3-0		0-0-0	1-0-0		HOME		0-0-0		4-1-0		6-2-0	
6-6-0		0-0-0	1-0-		AWAY		3-2-0		1-1-0		1-0-0	
2-1-0		0-1-0	1-0-0		NEUTRAL		0-0-0		0-0-0		1-0-0	
11-7-0		0-3-0	0-0-0		CONFERENCE		6-3-0		0-0-0		5-1-0	
4-2-0		0-0-0	0-0-0		HOME		2-1-0		0-0-0		2-1-0	
7-5-0		0-3-0	0-0-0		AWAY		4-2-0		0-0-0		3-0-0	
0-0-0		0-0-0	0-0-0		NEUTRAL		0-0-0		0-0-0		0-0-0	
RPI S	Opponent	Score	RPI S	Opponent	Score	RPI S	Opponent	Score	RPI S	Opponent	Score	
23 N	Arizona	10 11	26 N	Tulane	11 5	54 A	Col. of Charleston	5 13	105 H	Loyola Marymount	7 0	
24 A	Michigan	2 7	32 A	Creighton	3 4	54 A	Col. of Charleston	3 7	105 H	Loyola Marymount	6 4	
24 A	Michigan	1 6	32 H	Creighton	8 2	54 A	Col. of Charleston	4 0	105 H	Loyola Marymount	3 0	
24 A	Michigan	6 10	48 A	Long Beach St.	0 1	56 A	Michigan St.	7 4	105 H	Loyola Marymount	5 4	
			48 A	Long Beach St.	9 2	56 A	Michigan St.	2 4	123 A	Kansas St.	5 1	
			48 A	Long Beach St.	1 3	56 A	Michigan St.	6 3	123 H	Kansas St.	2 4	
						66 H	Illinois	9 7	128 A	San Diego	5 17	
						66 H	Illinois	4 6	174 H	Wichita St.	5 17	
						66 H	Illinois	9 8	174 H	Wichita St.	7 3	
						76 A	Indiana St.	11 4	174 H	Wichita St.	4 0	
						76 A	Indiana St.	10 4	179 A	Omaha	11 6	
						79 A	Rutgers	8 4	197 N	Kansas	3 1	
						79 A	Rutgers	8 1	204 H	Nicholls St.	4 2	
						79 A	Rutgers	2 3	204 H	Nicholls St.	1 7	
									204 H	Nicholls St.	6 1	
									258 H	Northern Colo.	7 1	
									258 H	Northern Colo.	8 0	
									262 H	Northwestern	3 11	
									262 H	Northwestern	3 2	
									262 H	Northwestern	8 7	
									280 A	Purdue	9 8	
									280 A	Purdue	11 6	
									280 A	Purdue	9 5	
			LAST 15 GAMES									
			56 A	Michigan St.	7 4	204 H	Nicholls St.	4 2				
			56 A	Michigan St.	2 4	204 H	Nicholls St.	1 7				
			56 A	Michigan St.	6 3	204 H	Nicholls St.	6 1				
			79 A	Rutgers	8 4							
			79 A	Rutgers	8 1							

Non-Div. I Games:




Nebraska

79	A	Rutgers	2	3
197	N	Kansas	3	1

N
e
b
r
a
s
k
a

N
e
b
r
a
s
k
a

Non-Div. I Games:

 Tie,  Loss,  Non-Conf, S Site, H Home, A Away, N Neutral Page 93

180 H Santa Clara	3	0
180 H Santa Clara	7	4

G
o
n
z
a
g
a

G
o
n
z
a
g
a

Average RPI Win: 109		WON-LOST	WINNING	LAST 15	STRENGTH OF		OPP. STRENGTH	TEAM	ADJ		CONF.	ADJ CONF.
Average RPI Loss: 106		RECORD	PCT. RANK	GAMES	SCHEDULE		OF SCHEDULE	RPI	RPI		RPI	RPI
DIV. I ONLY		28-18-0	.6087	73	9-6-0		43	97	48		7	7
DIV. I NON-CONF.		15-10-0	.6	84	1-2-0		98	68	100		9	9
TOTALS		RPI 1-25	RPI 26-50		W-L RECORDS		RPI 51-100		RPI 101-150		RPI 150+	
28-18-0		1-2-0	4-2-0		OVERALL		11-5-0		3-3-0		9-6-0	
18-9-0		1-2-0	2-1-0		HOME		6-2-0		3-2-0		6-2-0	
10-9-0		0-0-0	2-1-0		AWAY		5-3-0		0-1-0		3-4-0	
0-0-0		0-0-0	0-0-0		NEUTRAL		0-0-0		0-0-0		0-0-0	
15-10-0		0-0-0	2-1-0		NON-CONFERENCE		6-4-0		1-2-0		6-3-0	
12-6-0		0-0-0	2-1-0		HOME		3-2-0		1-1-0		6-2-0	
3-4-0		0-0-0	0-0-		AWAY		3-2-0		0-1-0		0-1-0	
0-0-0		0-0-0	0-0-0		NEUTRAL		0-0-0		0-0-0		0-0-0	
13-8-0		1-2-0	2-1-0		CONFERENCE		5-1-0		2-1-0		3-3-0	
6-3-0		1-2-0	0-0-0		HOME		3-0-0		2-1-0		0-0-0	
7-5-0		0-0-0	2-1-0		AWAY		2-1-0		0-0-0		3-3-0	
0-0-0		0-0-0	0-0-0		NEUTRAL		0-0-0		0-0-0		0-0-0	
RPI S	Opponent	Score	RPI S	Opponent	Score	RPI S	Opponent	Score	RPI S	Opponent	Score	
20 H	UC Santa Barbara	3 4	41 A	Cal St. Fullerton	2 4	52 H	Arizona St.	2 9	105 H	Loyola Marymount	6 4	
20 H	UC Santa Barbara	2 0	41 A	Cal St. Fullerton	5 4	52 H	Arizona St.	5 2	116 A	Southern California	3 8	
20 H	UC Santa Barbara	1 3	41 A	Cal St. Fullerton	5 4	52 H	Arizona St.	3 1	116 H	Southern California	4 7	
			46 H	Nebraska	3 1	67 A	Fresno St.	5 10	117 H	UC Irvine	8 3	
			46 H	Nebraska	2 9	67 H	Fresno St.	4 3	117 H	UC Irvine	2 7	
			46 H	Nebraska	1 0	68 A	UCLA	10 1	117 H	UC Irvine	3 2	
						68 H	UCLA	10 11	167 A	UC Riverside	10 7	
						87 A	CSUN	2 4	167 A	UC Riverside	13 14	
						87 A	CSUN	6 3	167 A	UC Riverside	3 4	
						87 A	CSUN	12 0	176 H	Holy Cross	2 3	
						90 H	Cal Poly	4 1	176 H	Holy Cross	7 1	
						90 H	Cal Poly	2 0	176 H	Holy Cross	2 1	
						90 H	Cal Poly	14 3	182 A	Hawaii	4 3	
						99 A	Oklahoma	7 3	182 A	Hawaii	11 4	
						99 A	Oklahoma	6 3	182 A	Hawaii	3 6	
						99 A	Oklahoma	3 6	186 A	San Diego St.	5 6	
									186 H	San Diego St.	4 2	
									189 H	Columbia	4 1	
									189 H	Columbia	8 3	
									189 H	Columbia	7 2	
									189 H	Columbia	6 8	
LAST 15 GAMES												
			182 A	Hawaii	4 3		186 H	San Diego St.	4 2			
			182 A	Hawaii	11 4		167 A	UC Riverside	10 7			
			182 A	Hawaii	3 6		167 A	UC Riverside	13 14			
			68 H	UCLA	10 11							
			90 H	Cal Poly	4 1							

Non-Div. I Games:

Long Beach St.

90 H Cal Poly	2	0
90 H Cal Poly	14	3

L
o
n
g
B
e
a
c
h
S
t
.

L
o
n
g
B
e
a
c
h
S
t
.

Average RPI Win: 143		WON-LOST	WINNING	LAST 15	STRENGTH OF		OPP. STRENGTH	TEAM	ADJ		CONF.	ADJ CONF.
Average RPI Loss: 60		RECORD	PCT. RANK	GAMES	SCHEDULE		OF SCHEDULE	RPI	RPI		RPI	RPI
DIV. I ONLY		24-19-0	.55814	102	39		58	49	.55284		49	1
DIV. I NON-CONF.		14-6-0	.7	48	162		287	57	.54985		57	1
TOTALS		RPI 1-25	RPI 26-50		W-L RECORDS		RPI 51-100		RPI 101-150		RPI 150+	
24-19-0		4-10-0	2-1-0		OVERALL		5-5-0		0-1-0		13-2-0	
9-8-0		2-6-0	2-1-0		HOME		1-0-0		0-0-0		4-1-0	
12-10-0		2-4-0	0-0-0		AWAY		4-4-0		0-1-0		6-1-0	
3-1-0		0-0-0	0-0-0		NEUTRAL		0-1-0		0-0-0		3-0-0	
14-6-0		0-0-0	0-0-0		NON-CONFERENCE		3-4-0		0-1-0		11-1-0	
5-1-0		0-0-0	0-0-0		HOME		1-0-0		0-0-0		4-1-0	
6-4-0		0-0-0	0-0-		AWAY		2-3-0		0-1-0		4-0-0	
3-1-0		0-0-0	0-0-0		NEUTRAL		0-1-0		0-0-0		3-0-0	
10-13-0		4-10-0	2-1-0		CONFERENCE		2-1-0		0-0-0		2-1-0	
4-7-0		2-6-0	2-1-0		HOME		0-0-0		0-0-0		0-0-0	
6-6-0		2-4-0	0-0-0		AWAY		2-1-0		0-0-0		2-1-0	
0-0-0		0-0-0	0-0-0		NEUTRAL		0-0-0		0-0-0		0-0-0	
RPI S	Opponent	Score	RPI S	Opponent	Score	RPI S	Opponent	Score	RPI S	Opponent	Score	
8 H	Florida St.	5 2	44 H	Boston College	4 6	70 A	New Orleans	5 12	113 A	Penn St.	0 7	
8 H	Florida St.	2 10	44 H	Boston College	5 4	70 A	New Orleans	6 13	156 H	Miami (OH)	8 7	
8 H	Florida St.	4 17	44 H	Boston College	5 0	70 A	New Orleans	5 8	156 H	Miami (OH)	4 3	
9 A	Clemson	6 14				72 A	Notre Dame	8 5	156 H	Miami (OH)	5 0	
9 A	Clemson	3 4				72 A	Notre Dame	0 5	193 A	Virginia Tech	8 3	
9 A	Clemson	15 5				72 A	Notre Dame	4 2	193 A	Virginia Tech	6 5	
13 A	North Carolina	2 14				75 A	Kent St.	9 4	193 A	Virginia Tech	4 5	
13 A	North Carolina	0 4				75 H	Kent St.	13 5	217 N	Toledo	7 2	
13 A	North Carolina	5 0				95 A	West Virginia	4 1	235 N	Niagara	5 4	
15 H	Virginia	1 9				100 N	Ohio St.	8 11	235 N	Niagara	19 10	
15 H	Virginia	1 5							252 A	Youngstown St.	17 5	
15 H	Virginia	6 7							273 A	Grambling	14 6	
16 H	Georgia Tech	3 6							273 A	Grambling	16 6	
16 H	Georgia Tech	13 6							273 A	Grambling	18 5	
									294 H	UMES	6 9	
									294 H	UMES	9 1	
LAST 15 GAMES												
72 A	Notre Dame	0 5	15 H	Virginia	1 5							
72 A	Notre Dame	8 5	156 H	Miami (OH)	8 7							
72 A	Notre Dame	4 2	156 H	Miami (OH)	4 3							
294 H	UMES	6 9										
294 H	UMES	9 1										

Non-Div. I Games:

Pittsburgh

15 H Virginia	1	9
15 H Virginia	6	7

P
i
t
t
s
b
u
r
g
h

P
i
t
t
s
b
u
r
g
h

BY
Y
U

BYU

47	H	Gonzaga	5	9
47	H	Gonzaga	11	2

RPI	S	Opponent	Score	
259	N	Saint Louis	5	0
259	N	Saint Louis	11	3
259	N	Saint Louis	21	7
259	N	Saint Louis	11	7

BYU

BYU

BYU

Average RPI Win:	107	WON-LOST RECORD	WINNING PCT. RANK	LAST 15 GAMES	STRENGTH OF SCHEDULE	OPP. STRENGTH OF SCHEDULE	TEAM RPI	ADJ RPI	CONF. RPI	ADJ CONF. RPI		
DIV. I ONLY		25-18-0	.5814	91	6-9-0	63	21	51	.55104	51	3	3
DIV. I NON-CONF.		13-4-0	.76471	22	2-0-0	180	5	32	.57089	32	3	3
<hr/>												
TOTALS	RPI 1-25	RPI 26-50		W-L RECORDS		RPI 51-100		RPI 101-150		RPI 150+		
25-18-0	1-5-0	5-4-0		OVERALL		9-7-0		7-2-0		3-0-0		
15-8-0	1-5-0	4-2-0		HOME		5-1-0		2-0-0		3-0-0		
10-10-0	0-0-0	1-2-0		AWAY		4-6-0		5-2-0		0-0-0		
0-0-0	0-0-0	0-0-0		NEUTRAL		0-0-0		0-0-0		0-0-0		
13-4-0	1-2-0	1-2-0		NON-CONFERENCE		2-0-0		6-0-0		3-0-0		
7-2-0	1-2-0	0-0-0		HOME		1-0-0		2-0-0		3-0-0		
6-2-0	0-0-0	1-0-		AWAY		1-0-0		4-0-0		0-0-0		
0-0-0	0-0-0	0-0-0		NEUTRAL		0-0-0		0-0-0		0-0-0		
12-14-0	0-3-0	4-2-0		CONFERENCE		7-7-0		1-2-0		0-0-0		
8-6-0	0-3-0	4-2-0		HOME		4-1-0		0-0-0		0-0-0		
4-8-0	0-0-0	0-0-0		AWAY		3-6-0		1-2-0		0-0-0		
0-0-0	0-0-0	0-0-0		NEUTRAL		0-0-0		0-0-0		0-0-0		
RPI S	Opponent	Score	RPI S	Opponent	Score	RPI S	Opponent	Score	RPI S	Opponent	Score	
11 H	Texas Tech	8 11	35 H	Washington	7 1	52 A	Arizona St.	0 4	116 A	Southern California	4 5	
11 H	Texas Tech	9 2	35 H	Washington	2 4	52 A	Arizona St.	8 4	116 A	Southern California	5 18	
23 H	Arizona	6 7	35 H	Washington	4 7	52 A	Arizona St.	4 6	116 A	Southern California	5 4	
23 H	Arizona	0 3	38 A	Duke	4 5	68 H	UCLA	9 1	132 A	Texas	4 3	
23 H	Arizona	5 8	38 A	Duke	5 2	68 H	UCLA	8 2	132 A	Texas	10 7	
24 H	Michigan	0 5	38 A	Duke	5 6	68 H	UCLA	5 3	132 A	Texas	6 0	
			42 H	Oregon St.	5 3	81 A	Stanford	1 5	132 A	Texas	4 1	
			42 H	Oregon St.	6 2	81 A	Stanford	4 6	150 H	San Francisco	5 4	
			42 H	Oregon St.	5 0	81 A	Stanford	4 1	150 H	San Francisco	7 5	
						81 H	Stanford	6 8	280 H	Purdue	10 0	
						81 H	Stanford	5 2	280 H	Purdue	4 0	
						90 A	Cal Poly	7 1	280 H	Purdue	15 5	
						90 H	Cal Poly	5 4				
						91 A	Oregon	12 2				
						91 A	Oregon	3 4				
						91 A	Oregon	5 11				
<hr/>												
LAST 15 GAMES												
			81 A	Stanford	4 6	23 H	Arizona	6 7				
			81 A	Stanford	1 5	23 H	Arizona	5 8				
			81 A	Stanford	4 1	23 H	Arizona	0 3				
			35 H	Washington	4 7							
			35 H	Washington	7 1							

Non-Div. I Games:

California

35	H	Washington	2	4
90	H	Cal Poly	5	4

C
a
l
i
f
o
r
n
i
a

C
a
l
i
f
o
r
n
i
a

Average RPI Win:	107	WON-LOST RECORD	WINNING PCT. RANK	LAST 15 GAMES	STRENGTH OF SCHEDULE	OPP. STRENGTH OF SCHEDULE	TEAM RPI	ADJ RPI	CONF. RPI	ADJ CONF. RPI		
DIV. I ONLY		28-16-0	.63636	57	11-4-0	65	42	52	.54949	52	3	3
DIV. I NON-CONF.		16-5-0	.7619	23	3-1-0	83	40	28	.57432	28	3	3
<hr/>												
TOTALS	RPI 1-25	RPI 26-50		W-L RECORDS		RPI 51-100		RPI 101-150		RPI 150+		
28-16-0	1-1-0	4-7-0		OVERALL		10-2-0		5-5-0		8-1-0		
20-10-0	1-1-0	1-2-0		HOME		7-2-0		5-5-0		6-0-0		
8-6-0	0-0-0	3-5-0		AWAY		3-0-0		0-0-0		2-1-0		
0-0-0	0-0-0	0-0-0		NEUTRAL		0-0-0		0-0-0		0-0-0		
16-5-0	0-0-0	3-2-0		NON-CONFERENCE		3-0-0		4-3-0		6-0-0		
13-3-0	0-0-0	0-0-0		HOME		3-0-0		4-3-0		6-0-0		
3-2-0	0-0-0	3-0-		AWAY		0-0-0		0-0-0		0-0-0		
0-0-0	0-0-0	0-0-0		NEUTRAL		0-0-0		0-0-0		0-0-0		
12-11-0	1-1-0	1-5-0		CONFERENCE		7-2-0		1-2-0		2-1-0		
7-7-0	1-1-0	1-2-0		HOME		4-2-0		1-2-0		0-0-0		
5-4-0	0-0-0	0-3-0		AWAY		3-0-0		0-0-0		2-1-0		
0-0-0	0-0-0	0-0-0		NEUTRAL		0-0-0		0-0-0		0-0-0		
RPI	S	Opponent	Score	RPI	S	Opponent	Score	RPI	S	Opponent	Score	
23	H	Arizona	0 8	35	H	Washington	6 3	51	H	California	4 0	
23	H	Arizona	7 5	35	H	Washington	2 4	51	H	California	6 4	
				35	H	Washington	1 6	51	H	California	4 8	
				41	A	Cal St. Fullerton	5 3	59	H	New Mexico	7 4	
				41	A	Cal St. Fullerton	2 1	59	H	New Mexico	9 5	
				42	A	Oregon St.	2 3	59	H	New Mexico	1 0	
				42	A	Oregon St.	3 7	81	A	Stanford	9 6	
				42	A	Oregon St.	2 12	81	A	Stanford	3 2	
				48	A	Long Beach St.	9 2	81	A	Stanford	8 7	
				48	A	Long Beach St.	2 5	91	H	Oregon	5 4	
				48	A	Long Beach St.	1 3	91	H	Oregon	9 8	
								91	H	Oregon	2 12	

Non-Div. I Games:

Arizona St.

59	H	New Mexico	9	5
23	H	Arizona	0	8

A
r
i
z
o
n
a
S
t
.

A
r
i
z
o
n
a
S
t
.

[illegible]

Non-Div. I Games:

Wright St.

Wright St.

158	H	Oakland	5	2
158	H	Oakland	14	4

Through Games Of May 9, 2016

RPI	S	Opponent	Score	
234	A	Northern Ky.	5	2
234	H	Northern Ky.	12	1
234	H	Northern Ky.	4	6
234	H	Northern Ky.	4	3
250	A	Dayton	1	0
252	A	Youngstown St.	7	3
252	A	Youngstown St.	10	0
252	H	Youngstown St.	9	4
252	H	Youngstown St.	8	0
252	H	Youngstown St.	9	2
264	H	Bowling Green	6	7

Wright St.

W
r
i
g
h
t
S
t
.

W
r
i
g
h
t
S
t
.

Average RPI Win:		123	WON-LOST RECORD		WINNING PCT. RANK		LAST 15 GAMES		STRENGTH OF SCHEDULE		OPP. STRENGTH OF SCHEDULE		TEAM RPI		ADJ RPI		CONF. RPI		ADJ CONF. RPI				
DIV. I ONLY			24-21-1		.53261 125		3-11-1		20		94		54		.54817 54		14		14				
DIV. I NON-CONF.			16-11-1		.58929 95		0-2-1		3		29		15		.58623 15		15		15				
TOTALS		RPI 1-25		RPI 26-50		W-L RECORDS		RPI 51-100		RPI 101-150		RPI 150+											
24-21-1		5-5-1		3-3-0		OVERALL		1-4-0		3-1-0		12-8-0											
16-7-1		3-1-1		2-1-0		HOME		1-3-0		3-0-0		7-2-0											
8-14-0		2-4-0		1-2-0		AWAY		0-1-0		0-1-0		5-6-0											
0-0-0		0-0-0		0-0-0		NEUTRAL		0-0-0		0-0-0		0-0-0											
16-11-1		5-5-1		2-1-0		NON-CONFERENCE		1-4-0		3-1-0		5-0-0											
12-5-1		3-1-1		2-1-0		HOME		1-3-0		3-0-0		3-0-0											
4-6-0		2-4-0		0-0-		AWAY		0-1-0		0-1-0		2-0-0											
0-0-0		0-0-0		0-0-0		NEUTRAL		0-0-0		0-0-0		0-0-0											
8-10-0		0-0-0		1-2-0		CONFERENCE		0-0-0		0-0-0		7-8-0											
4-2-0		0-0-0		0-0-0		HOME		0-0-0		0-0-0		4-2-0											
4-8-0		0-0-0		1-2-0		AWAY		0-0-0		0-0-0		3-6-0											
0-0-0		0-0-0		0-0-0		NEUTRAL		0-0-0		0-0-0		0-0-0											
RPI	S	Opponent		Score		RPI	S	Opponent		Score		RPI	S	Opponent		Score							
5	A	South Carolina		6	5	28	A	UNCW		5	9	77	H	VCU		3	4	102	H	Mercer		17	13
8	A	Florida St.		3	8	28	A	UNCW		3	8	77	H	VCU		7	4	102	H	Mercer		5	4
8	A	Florida St.		2	11	28	A	UNCW		8	5	77	H	VCU		1	2	102	H	Mercer		6	2
8	A	Florida St.		2	1	46	H	Nebraska		13	5	93	A	Ga. Southern		6	10	134	A	Furman		7	9
14	A	Coastal Caro.		5	9	46	H	Nebraska		0	4	93	H	Ga. Southern		10	13	153	H	Delaware		14	4
14	A	Coastal Caro.		3	5	46	H	Nebraska		7	3							153	H	Delaware		3	2
14	H	Coastal Caro.		9	4													153	H	Delaware		15	2
14	H	Coastal Caro.		4	2													184	A	Elon		6	2
20	H	UC Santa Barbara		4	7													184	A	Elon		6	9
20	H	UC Santa Barbara		10	3													184	A	Elon		11	6
20	H	UC Santa Barbara		6	6													188	H	Richmond		5	3
																		202	H	James Madison		3	9
																		202	H	James Madison		7	5
																		202	H	James Madison		1	3
																		213	A	Towson		9	4
																		213	A	Towson		4	7
																		213	A	Towson		3	4
																		219	A	Hofstra		7	8
																		219	A	Hofstra		1	3
																		219	A	Hofstra		3	4
																		236	A	The Citadel		12	9
																		236	A	The Citadel		5	1
																		236	H	The Citadel		1	0
																		260	H	Charleston So.		4	1
						LAST 15 GAMES																	
						28	A	UNCW		8	5	202	H	James Madison		7	5	236	H	The Citadel		1	0
						28	A	UNCW		5	9	202	H	James Madison		3	9	260	H	Charleston So.		4	1
						28	A	UNCW		3	8	14	A	Coastal Caro.		5	9						
						213	A	Towson		4	7												
						213	A	Towson		9	4												

Non-Div. I Games:

Col. of Charleston

213 A Towson	3	4
202 H James Madison	1	3

C
o
l
.
o
f
C
h
a
r
l
e
s
t
o
n

C
o
l
.
o
f
C
h
a
r
l
e
s
t
o
n

Average RPI Win:		134	WON-LOST RECORD		WINNING PCT. RANK	LAST 15 GAMES		STRENGTH OF SCHEDULE		OPP. STRENGTH OF SCHEDULE	TEAM RPI	ADJ RPI	CONF. RPI	ADJ CONF. RPI						
Average RPI Loss:		89																		
DIV. I ONLY			26-19-0		.57778	92	7-8-0		64	106	55	.54802	55	10	10					
DIV. I NON-CONF.			12-12-0		.5	145	2-5-0		36	52	88	.53499	88	8	8					
TOTALS		RPI 1-25		RPI 26-50		W-L RECORDS		RPI 51-100		RPI 101-150		RPI 150+								
26-19-0		1-2-0		5-6-0		OVERALL		0-4-0		12-4-0		8-3-0								
12-6-0		0-1-0		4-2-0		HOME		0-1-0		7-2-0		1-0-0								
11-11-0		1-1-0		1-3-0		AWAY		0-2-0		5-2-0		4-3-0								
3-2-0		0-0-0		0-1-0		NEUTRAL		0-1-0		0-0-0		3-0-0								
12-12-0		1-2-0		1-4-0		NON-CONFERENCE		0-4-0		6-1-0		4-1-0								
6-3-0		0-1-0		0-0-0		HOME		0-1-0		5-1-0		1-0-0								
3-7-0		1-1-0		1-0-		AWAY		0-2-0		1-0-0		0-1-0								
3-2-0		0-0-0		0-1-0		NEUTRAL		0-1-0		0-0-0		3-0-0								
14-7-0		0-0-0		4-2-0		CONFERENCE		0-0-0		6-3-0		4-2-0								
6-3-0		0-0-0		4-2-0		HOME		0-0-0		2-1-0		0-0-0								
8-4-0		0-0-0		0-0-0		AWAY		0-0-0		4-2-0		4-2-0								
0-0-0		0-0-0		0-0-0		NEUTRAL		0-0-0		0-0-0		0-0-0								
RPI	S	Opponent		Score		RPI	S	Opponent		Score		RPI	S	Opponent		Score				
20	A	UC Santa Barbara		7	4	35	A	Washington		1	3	105	A	Loyola Marymount		8	3			
20	H	UC Santa Barbara		3	4	35	A	Washington		1	6	105	A	Loyola Marymount		3	5			
23	A	Arizona		5	11	35	A	Washington		0	3	71	N	Tennessee		9	3			
						35	A	Washington		5	3	81	A	Stanford		1	9			
						43	N	Northwestern St.		3	9					109	A	Nevada	8	5
						47	H	Gonzaga		6	5					109	H	Nevada	6	1
						47	H	Gonzaga		1	7					121	H	Seattle	1	4
						47	H	Gonzaga		2	0					121	H	Seattle	1	0
						50	H	BYU		4	5					121	H	Seattle	10	5
						50	H	BYU		5	4					121	H	Seattle	5	2
						50	H	BYU		7	4					128	A	San Diego	0	4
																128	A	San Diego	9	1
																128	A	San Diego	9	0
																129	H	Utah	7	2
																150	H	San Francisco	4	2
																150	H	San Francisco	5	6
																150	H	San Francisco	5	1
																180	A	Santa Clara	9	13
																180	A	Santa Clara	7	5
																180	A	Santa Clara	1	0
																207	A	Grand Canyon	3	8
																214	H	UC Davis	7	6
																221	A	Pacific	2	6
																221	A	Pacific	9	4
																221	A	Pacific	14	2
																242	N	Central Mich.	15	4
																256	N	CSU Bakersfield	10	4
																256	N	CSU Bakersfield	10	7
			LAST 15 GAMES																	
			105	A	Loyola Marymount	3	5	20	H	UC Santa Barbara	3	4								
			105	A	Loyola Marymount	9	3	35	A	Washington	0	3								
			105	A	Loyola Marymount	8	3	35	A	Washington	1	3								
			67	A	Fresno St.	2	3													
			150	H	San Francisco	4	2													

Non-Div. I Games:

St. Mary's (CA)

150 H San Francisco	5	6
150 H San Francisco	5	1

S
t
.
M
a
r
y
'
s
(
C
A
)

S
t
.
M
a
r
y
'
s
(
C
A
)

Average RPI Win: 148		WON-LOST RECORD		WINNING PCT. RANK		LAST 15 GAMES		STRENGTH OF SCHEDULE		OPP. STRENGTH OF SCHEDULE		TEAM RPI		ADJ RPI		CONF. RPI		ADJ CONF. RPI				
DIV. I ONLY		31-13-0		.70455 25		8-7-0		158		107		56		.54765 56		6		6				
DIV. I NON-CONF.		19-6-0		.76 27		2-1-0		253		116		72		.53967 72		7		7				
TOTALS		RPI 1-25		RPI 26-50		W-L RECORDS		RPI 51-100		RPI 101-150		RPI 150+										
31-13-0		3-2-0		1-2-0		OVERALL		5-1-0		8-3-0		14-5-0										
11-7-0		2-0-0		1-2-0		HOME		4-1-0		1-2-0		3-2-0										
8-5-0		1-1-0		0-0-0		AWAY		0-0-0		3-1-0		4-3-0										
12-1-0		0-1-0		0-0-0		NEUTRAL		1-0-0		4-0-0		7-0-0										
19-6-0		0-1-0		0-0-0		NON-CONFERENCE		2-1-0		5-0-0		12-4-0										
4-3-0		0-0-0		0-0-0		HOME		1-1-0		0-0-0		3-2-0										
3-2-0		0-0-0		0-0-		AWAY		0-0-0		1-0-0		2-2-0										
12-1-0		0-1-0		0-0-0		NEUTRAL		1-0-0		4-0-0		7-0-0										
12-7-0		3-1-0		1-2-0		CONFERENCE		3-0-0		3-3-0		2-1-0										
7-4-0		2-0-0		1-2-0		HOME		3-0-0		1-2-0		0-0-0										
5-3-0		1-1-0		0-0-0		AWAY		0-0-0		2-1-0		2-1-0										
0-0-0		0-0-0		0-0-0		NEUTRAL		0-0-0		0-0-0		0-0-0										
RPI	S	Opponent		Score		RPI	S	Opponent		Score		RPI	S	Opponent		Score						
18	N	Southern Miss.		0	2	46	H	Nebraska		3	6	72	H	Notre Dame		0	1	101	H	Indiana	9	0
24	A	Michigan		3	4	46	H	Nebraska		4	7	79	H	Rutgers		5	2	101	H	Indiana	2	3
24	A	Michigan		7	4	46	H	Nebraska		4	2	79	H	Rutgers		5	4	101	H	Indiana	4	8
24	H	Michigan		7	6					79	H	Rutgers		6	5	112	N	FGCU		7	6	
24	H	Michigan		11	5					85	N	Troy		3	0	113	A	Penn St.		6	7	
										91	H	Oregon		3	2	113	A	Penn St.		5	2	
																113	A	Penn St.		7	0	
																118	N	Auburn		3	0	
																127	N	UCF		6	2	
																134	A	Furman		15	8	
																143	N	Saint Joseph's		8	7	
																158	H	Oakland		1	3	
																161	N	Texas St.		3	2	
																169	N	North Dakota St.		9	5	
																170	H	Eastern Mich.		2	4	
																181	N	Presbyterian		11	5	
																185	A	South Fla.		11	1	
																185	A	South Fla.		5	7	
																185	A	South Fla.		0	2	
																196	N	Fordham		7	2	
																215	N	Illinois St.		15	0	
																217	H	Toledo		4	1	
																225	A	A&M-Corpus Christi		9	3	
																229	H	Western Mich.		6	5	
																242	H	Central Mich.		4	1	
																242	N	Central Mich.		7	3	
																279	N	Butler		9	2	
				LAST 15 GAMES																		
				46	H	Nebraska		4	7	101	H	Indiana		4	8							
				46	H	Nebraska		4	2	101	H	Indiana		9	0							
				46	H	Nebraska		3	6	101	H	Indiana		2	3							
				24	A	Michigan		7	4													
				24	H	Michigan		7	6													

Non-Div. I Games:

Michigan St.

Michigan St.

24	A	Michigan	3	4
217	H	Toledo	4	1

Through Games Of May 9, 2016

RPI	S	Opponent	Score	
280	A	Purdue	2	5
280	A	Purdue	5	3
280	A	Purdue	11	0

Michigan St.

M
i
c
h
i
g
a
n
s
t
.

M
i
c
h
i
g
a
n
s
t
.

Average RPI Win: 103		WON-LOST	WINNING	LAST 15	STRENGTH OF		OPP. STRENGTH	TEAM	ADJ		CONF.	ADJ CONF.			
Average RPI Loss: 96		RECORD	PCT. RANK	GAMES	SCHEDULE		OF SCHEDULE	RPI	RPI		RPI	RPI			
DIV. I ONLY		25-21-0	.54348	112	9-6-0		32	76	57	.54642	57	6	6		
DIV. I NON-CONF.		15-13-0	.53571	131	1-0-0		6	71	40	.56251	40	7	7		
TOTALS		RPI 1-25	RPI 26-50		W-L RECORDS		RPI 51-100		RPI 101-150		RPI 150+				
25-21-0		0-1-0	6-4-0		OVERALL		10-8-0		5-4-0		4-4-0				
14-8-0		0-0-0	2-1-0		HOME		6-4-0		3-1-0		3-2-0				
9-12-0		0-1-0	3-3-0		AWAY		3-4-0		2-3-0		1-1-0				
2-1-0		0-0-0	1-0-0		NEUTRAL		1-0-0		0-0-0		0-1-0				
15-13-0		0-1-0	5-2-0		NON-CONFERENCE		5-4-0		3-3-0		2-3-0				
8-5-0		0-0-0	2-1-0		HOME		2-2-0		3-1-0		1-1-0				
5-7-0		0-1-0	2-0-		AWAY		2-2-0		0-2-0		1-1-0				
2-1-0		0-0-0	1-0-0		NEUTRAL		1-0-0		0-0-0		0-1-0				
10-8-0		0-0-0	1-2-0		CONFERENCE		5-4-0		2-1-0		2-1-0				
6-3-0		0-0-0	0-0-0		HOME		4-2-0		0-0-0		2-1-0				
4-5-0		0-0-0	1-2-0		AWAY		1-2-0		2-1-0		0-0-0				
0-0-0		0-0-0	0-0-0		NEUTRAL		0-0-0		0-0-0		0-0-0				
RPI S	Opponent	Score		RPI S	Opponent	Score		RPI S	Opponent	Score		RPI S	Opponent	Score	
25 A	East Carolina	3	4	33 H	Bryant	0	2	60 A	Alabama	1	3	107 H	Rhode Island	1	0
				33 H	Bryant	8	6	60 A	Alabama	9	5	107 H	Rhode Island	1	2
				33 H	Bryant	5	3	60 A	Alabama	1	5	107 H	Rhode Island	13	10
				34 A	Minnesota	4	2	63 H	High Point	3	4	113 A	Penn St.	8	3
				34 A	Minnesota	5	9	63 H	High Point	13	5	113 A	Penn St.	0	2
				34 A	Minnesota	4	6	63 H	High Point	2	7	113 A	Penn St.	7	1
				36 N	Southeastern La.	8	1	66 H	Illinois	2	4	117 A	UC Irvine	5	9
				41 A	Cal St. Fullerton	1	0	66 H	Illinois	4	5	149 A	Liberty	4	5
				41 A	Cal St. Fullerton	8	4	66 H	Illinois	3	1	149 H	Liberty	10	9
				41 A	Cal St. Fullerton	2	3	71 N	Tennessee	10	9	153 A	Delaware	7	12
								77 A	VCU	7	1	153 N	Delaware	8	10
								77 H	VCU	8	1	202 A	James Madison	19	12
								98 A	Iowa	1	4	202 H	James Madison	5	2
								98 A	Iowa	4	1	206 H	George Washington	10	19
								98 A	Iowa	1	8	280 H	Purdue	11	3
								100 H	Ohio St.	5	4	280 H	Purdue	1	7
								100 H	Ohio St.	2	1	280 H	Purdue	6	0
								100 H	Ohio St.	3	0				
				LAST 15 GAMES											
				66 H	Illinois	4	5	280 H	Purdue	11	3				
				66 H	Illinois	3	1	280 H	Purdue	6	0				
				66 H	Illinois	2	4	280 H	Purdue	1	7				
				113 A	Penn St.	8	3								
				113 A	Penn St.	0	2								

Non-Div. I Games:

Maryland

113	A	Penn St.	7	1
202	A	James Madison	19	12

M
a
r
y
l
a
n
d

M
a
r
y
l
a
n
d

Average RPI Win:		203	WON-LOST RECORD		WINNING PCT. RANK	LAST 15 GAMES		STRENGTH OF SCHEDULE		OPP. STRENGTH OF SCHEDULE	TEAM RPI	ADJ RPI	CONF. RPI	ADJ CONF. RPI					
Average RPI Loss:		114																	
DIV. I ONLY			31-15-0		.67391	35	10-5-0		180	177	58	.54601	58	21	21				
DIV. I NON-CONF.			10-9-0		.52632	136	2-1-0		101	172	80	.53705	80	23	23				
TOTALS		RPI 1-25		RPI 26-50		W-L RECORDS		RPI 51-100		RPI 101-150		RPI 150+							
31-15-0		0-2-0		0-0-0		OVERALL		4-7-0		7-2-0		20-4-0							
14-3-0		0-0-0		0-0-0		HOME		0-0-0		6-1-0		8-2-0							
17-12-0		0-2-0		0-0-0		AWAY		4-7-0		1-1-0		12-2-0							
0-0-0		0-0-0		0-0-0		NEUTRAL		0-0-0		0-0-0		0-0-0							
10-9-0		0-2-0		0-0-0		NON-CONFERENCE		1-4-0		4-2-0		5-1-0							
3-2-0		0-0-0		0-0-0		HOME		0-0-0		3-1-0		0-1-0							
7-7-0		0-2-0		0-0-		AWAY		1-4-0		1-1-0		5-0-0							
0-0-0		0-0-0		0-0-0		NEUTRAL		0-0-0		0-0-0		0-0-0							
21-6-0		0-0-0		0-0-0		CONFERENCE		3-3-0		3-0-0		15-3-0							
11-1-0		0-0-0		0-0-0		HOME		0-0-0		3-0-0		8-1-0							
10-5-0		0-0-0		0-0-0		AWAY		3-3-0		0-0-0		7-2-0							
0-0-0		0-0-0		0-0-0		NEUTRAL		0-0-0		0-0-0		0-0-0							
RPI	S	Opponent		Score		RPI	S	Opponent		Score		RPI	S	Opponent		Score			
7	A	Ole Miss		4	6							114	A	Southern Ill.		5	6		
7	A	Ole Miss		2	10							133	H	Morehead St.		5	1		
												133	H	Morehead St.		6	5		
												133	H	Morehead St.		5	4		
												142	A	Arkansas St.		13	8		
												142	H	Arkansas St.		4	2		
												148	H	Central Ark.		6	0		
												148	H	Central Ark.		0	1		
												148	H	Central Ark.		6	2		
												199	A	Eastern Ky.		4	1		
												199	A	Eastern Ky.		2	1		
												199	A	Eastern Ky.		7	3		
												203	A	Tennessee Tech		7	1		
												203	A	Tennessee Tech		3	4		
												203	A	Tennessee Tech		2	7		
												205	H	Murray St.		7	4		
												205	H	Murray St.		3	4		
												205	H	Murray St.		10	3		
												259	A	Saint Louis		10	3		
												259	H	Saint Louis		8	12		
												261	A	Ark.-Pine Bluff		8	2		
												261	A	Ark.-Pine Bluff		9	2		
												261	A	Ark.-Pine Bluff		10	0		
												266	A	UT Martin		26	2		
												266	A	UT Martin		15	6		
												266	A	UT Martin		19	6		
												271	H	SIUE		4	0		
				LAST 15 GAMES															
				203	A	Tennessee Tech		7	1	84	A	Jacksonville St.		11	2	261	A	Ark.-Pine Bluff	
				203	A	Tennessee Tech		3	4	84	A	Jacksonville St.		13	6	266	A	UT Martin	
				203	A	Tennessee Tech		2	7	84	A	Jacksonville St.		2	6	266	A	UT Martin	
				259	H	Saint Louis		8	12							266	A	UT Martin	
				205	H	Murray St.		7	4							271	H	SIUE	

Non-Div. I Games: Harris-Stowe 18 10

Southeast Mo. St.

205 H Murray St.	3	4
205 H Murray St.	10	3

RPI	S	Opponent	Score	
271	H	SIUE	20	11
271	H	SIUE	9	5
275	H	Eastern Ill.	20	7
275	H	Eastern Ill.	12	11
275	H	Eastern Ill.	15	1
293	A	Alcorn	17	4

Southeast Mo. St.

S
o
u
t
h
e
a
s
t
M
o
.
S
t
.

S
o
u
t
h
e
a
s
t
M
o
.
S
t
.

52	A	Arizona St.	4	7
52	A	Arizona St.	5	9

RPI	S	Opponent	Score	
186	H	San Diego St.	10	5
186	H	San Diego St.	9	10
186	H	San Diego St.	13	7
207	A	Grand Canyon	6	5
207	A	Grand Canyon	10	6
212	A	San Jose St.	10	3
212	A	San Jose St.	6	2
212	A	San Jose St.	8	9
212	H	San Jose St.	11	1
212	H	San Jose St.	3	2
212	H	San Jose St.	9	6

New Mexico

N
e
w
M
e
x
i
c
o

N
e
w
M
e
x
i
c
o

Average RPI Win:		119	WON-LOST		WINNING		LAST 15		STRENGTH OF		OPP. STRENGTH		TEAM		ADJ		CONF.		ADJ CONF.		
Average RPI Loss:		50	RECORD		PCT. RANK		GAMES		SCHEDULE		OF SCHEDULE		RPI		RPI		RPI		RPI		
DIV. I ONLY			27-21-0		.5625		100		7-8-0		53		4		60		.54528		60		
DIV. I NON-CONF.			15-8-0		.65217		63		1-2-0		213		79		121		.51565		121		
TOTALS		RPI 1-25		RPI 26-50		W-L RECORDS		RPI 51-100		RPI 101-150		RPI 150+									
27-21-0		6-8-0		2-5-0		OVERALL		8-4-0		3-4-0		8-0-0									
18-9-0		3-3-0		0-1-0		HOME		6-4-0		3-1-0		6-0-0									
6-10-0		3-4-0		2-4-0		AWAY		1-0-0		0-2-0		0-0-0									
3-2-0		0-1-0		0-0-0		NEUTRAL		1-0-0		0-1-0		2-0-0									
15-8-0		0-2-0		0-1-0		NON-CONFERENCE		6-3-0		1-2-0		8-0-0									
11-4-0		0-0-0		0-1-0		HOME		4-3-0		1-0-0		6-0-0									
1-3-0		0-1-0		0-0-		AWAY		1-0-0		0-2-0		0-0-0									
3-1-0		0-1-0		0-0-0		NEUTRAL		1-0-0		0-0-0		2-0-0									
12-13-0		6-6-0		2-4-0		CONFERENCE		2-1-0		2-2-0		0-0-0									
7-5-0		3-3-0		0-0-0		HOME		2-1-0		2-1-0		0-0-0									
5-7-0		3-3-0		2-4-0		AWAY		0-0-0		0-0-0		0-0-0									
0-1-0		0-0-0		0-0-0		NEUTRAL		0-0-0		0-1-0		0-0-0									
RPI	S	Opponent		Score		RPI	S	Opponent		Score		RPI	S	Opponent		Score					
4	A	Texas A&M		1	2	30	A	Georgia		1	7	57	H	Maryland		5	1	118	H	Auburn	
4	A	Texas A&M		7	4	30	A	Georgia		10	7	57	H	Maryland		5	9	118	H	Auburn	
4	A	Texas A&M		3	4	30	A	Georgia		4	12	57	H	Maryland		3	1	118	H	Auburn	
6	N	North Carolina St.		1	2	39	H	South Ala.		2	8	71	H	Tennessee		11	3	118	N	Auburn	
7	H	Ole Miss		2	0	45	A	Kentucky		2	1	71	H	Tennessee		3	6	119	A	Samford	
7	H	Ole Miss		7	2	45	A	Kentucky		2	6	71	H	Tennessee		7	3	122	A	UAB	
7	H	Ole Miss		0	4	45	A	Kentucky		2	3	72	N	Notre Dame		4	0	122	H	UAB	
12	H	Mississippi St.		1	2							85	A	Troy		2	1	204	H	Nicholls St.	
12	H	Mississippi St.		4	3							85	H	Troy		5	3	235	N	Niagara	
12	H	Mississippi St.		5	12							92	H	Houston		7	6	239	N	Brown	
17	A	LSU		6	0							92	H	Houston		2	3	284	H	North Dakota	
17	A	LSU		4	3							92	H	Houston		1	3	284	H	North Dakota	
17	A	LSU		5	7													284	H	North Dakota	
18	A	Southern Miss.		2	9													293	H	Alcorn	
																		293	H	Alcorn	
LAST 15 GAMES																					
		118 H Auburn		1	8	4		A Texas A&M		1	2										
		118 H Auburn		4	3	4		A Texas A&M		7	4										
		118 H Auburn		6	2	4		A Texas A&M		3	4										
		12 H Mississippi St.		4	3																
		12 H Mississippi St.		1	2																

Non-Div. I Games:

Alabama

12	H	Mississippi St.	5	12
119	A	Samford	2	3

A
l
a
b
a
m
a

A
l
a
b
a
m
a

Average RPI Win:		127	WON-LOST RECORD		WINNING PCT. RANK		LAST 15 GAMES		STRENGTH OF SCHEDULE		OPP. STRENGTH OF SCHEDULE		TEAM RPI		ADJ RPI		CONF. RPI		ADJ CONF. RPI					
DIV. I ONLY			29-18-0		.61702		70		7-8-0		87		46		61		.54522		61		5		5	
DIV. I NON-CONF.			17-6-0		.73913		30		0-2-0		80		80		29		.572		29		4		4	
TOTALS		RPI 1-25			RPI 26-50			W-L RECORDS			RPI 51-100			RPI 101-150			RPI 150+							
29-18-0		2-4-0			0-3-0			OVERALL			11-5-0			9-2-0			7-4-0							
17-9-0		0-1-0			0-3-0			HOME			7-1-0			4-1-0			6-3-0							
9-9-0		1-3-0			0-0-0			AWAY			3-4-0			5-1-0			0-1-0							
3-0-0		1-0-0			0-0-0			NEUTRAL			1-0-0			0-0-0			1-0-0							
17-6-0		2-1-0			0-0-0			NON-CONFERENCE			7-3-0			2-0-0			6-2-0							
11-3-0		0-1-0			0-0-0			HOME			4-1-0			2-0-0			5-1-0							
3-3-0		1-0-0			0-0-			AWAY			2-2-0			0-0-0			0-1-0							
3-0-0		1-0-0			0-0-0			NEUTRAL			1-0-0			0-0-0			1-0-0							
12-12-0		0-3-0			0-3-0			CONFERENCE			4-2-0			7-2-0			1-2-0							
6-6-0		0-0-0			0-3-0			HOME			3-0-0			2-1-0			1-2-0							
6-6-0		0-3-0			0-0-0			AWAY			1-2-0			5-1-0			0-0-0							
0-0-0		0-0-0			0-0-0			NEUTRAL			0-0-0			0-0-0			0-0-0							
RPI	S	Opponent			Score		RPI	S	Opponent			Score		RPI	S	Opponent			Score					
6	N	North Carolina St.			5	0	31	H	Fla. Atlantic			7	10	69	A	Louisiana Tech			4	11				
15	A	Virginia			5	4	31	H	Fla. Atlantic			0	11	69	A	Louisiana Tech			4	2				
15	H	Virginia			4	8	31	H	Fla. Atlantic			1	3	69	A	Louisiana Tech			0	12				
22	A	Rice			2	8							75	N	Kent St.			2	0					
22	A	Rice			1	3							77	A	VCU			3	1					
22	A	Rice			2	6							79	H	Rutgers			2	5					
													79	H	Rutgers			7	4					
													79	H	Rutgers			4	2					
													89	H	Princeton			7	6					
													89	H	Princeton			10	4					
													94	H	Western Ky.			4	2					
													94	H	Western Ky.			8	3					
													94	H	Western Ky.			12	8					
													95	A	West Virginia			5	6					
													95	A	West Virginia			3	4					
													95	A	West Virginia			5	4					
															193 H Virginia Tech			1	22					
															211 H Manhattan			6	5					
															237 N Appalachian St.			12	3					
															251 A VMI			6	8					
															251 H VMI			6	5					
															251 H VMI			8	2					
															278 H Norfolk St.			5	3					
					LAST 15 GAMES																			
					145	A	Charlotte			2	5	69	A	Louisiana Tech			0	12						
					145	A	Charlotte			8	5	69	A	Louisiana Tech			4	2						
					145	A	Charlotte			8	6	69	A	Louisiana Tech			4	11						
					122	H	UAB			7	4													
					122	H	UAB			3	6													

Non-Div. I Games:

Old Dominion

122	H	UAB	6	3
15	H	Virginia	4	8

O
l
d
D
o
m
i
n
i
o
n

O
l
d
D
o
m
i
n
i
o
n

Average RPI Win: 192		WON-LOST RECORD		WINNING PCT. RANK		LAST 15 GAMES		STRENGTH OF SCHEDULE		OPP. STRENGTH OF SCHEDULE		TEAM RPI		ADJ RPI		CONF. RPI		ADJ CONF. RPI	
DIV. I ONLY		30-13-0		.69767 28		10-5-0		199		185		62		.5452 62		20		20	
DIV. I NON-CONF.		20-6-0		.76923 21		5-2-0		167		155		23		.58012 23		20		20	
TOTALS		RPI 1-25		RPI 26-50		W-L RECORDS		RPI 51-100		RPI 101-150		RPI 150+							
30-13-0		0-3-0		1-0-0		OVERALL		4-0-0		1-3-0		24-7-0							
11-4-0		0-0-0		0-0-0		HOME		1-0-0		1-0-0		9-4-0							
19-9-0		0-3-0		1-0-0		AWAY		3-0-0		0-3-0		15-3-0							
0-0-0		0-0-0		0-0-0		NEUTRAL		0-0-0		0-0-0		0-0-0							
20-6-0		0-3-0		1-0-0		NON-CONFERENCE		4-0-0		1-0-0		14-3-0							
5-1-0		0-0-0		0-0-0		HOME		1-0-0		1-0-0		3-1-0							
15-5-0		0-3-0		1-0-		AWAY		3-0-0		0-0-0		11-2-0							
0-0-0		0-0-0		0-0-0		NEUTRAL		0-0-0		0-0-0		0-0-0							
10-7-0		0-0-0		0-0-0		CONFERENCE		0-0-0		0-3-0		10-4-0							
6-3-0		0-0-0		0-0-0		HOME		0-0-0		0-0-0		6-3-0							
4-4-0		0-0-0		0-0-0		AWAY		0-0-0		0-3-0		4-1-0							
0-0-0		0-0-0		0-0-0		NEUTRAL		0-0-0		0-0-0		0-0-0							
RPI S	Opponent		Score		RPI S	Opponent		Score		RPI S	Opponent		Score		RPI S	Opponent		Score	
20 A	UC Santa Barbara		1	2	33 A	Bryant		9	8	64 A	North Florida		2	1	107 H	Rhode Island		14	13
20 A	UC Santa Barbara		6	7						64 A	North Florida		9	8	108 A	Binghamton		9	10
20 A	UC Santa Barbara		4	7						64 A	North Florida		3	2	108 A	Binghamton		1	12
										82 H	UConn		4	3	108 A	Binghamton		3	5
															173 A	Northeastern		3	4
															175 H	Stony Brook		0	2
															175 H	Stony Brook		9	5
															175 H	Stony Brook		0	9
															176 A	Holy Cross		8	4
															194 A	Radford		2	4
															194 A	Radford		12	0
															194 A	Radford		3	1
															198 A	Fairfield		6	3
															200 A	Albany (NY)		11	0
															200 A	Albany (NY)		6	1
															200 H	Albany (NY)		7	6
															200 H	Albany (NY)		6	3
															200 H	Albany (NY)		5	9
															208 H	Yale		15	8
															211 A	Manhattan		8	3
															222 A	Central Conn. St.		11	9
															238 A	UMass Lowell		5	6
															238 A	UMass Lowell		4	3
															238 A	UMass Lowell		6	0
															245 A	Marist		5	3
															247 A	Villanova		2	1
															247 A	Villanova		8	0
LAST 15 GAMES				255 H	Army West Point		4	3	249 H	Maine		6	5	238 A	UMass Lowell		4	3	
				255 H	Army West Point		14	4	249 H	Maine		4	1	238 A	UMass Lowell		6	0	
				173 A	Northeastern		3	4	107 H	Rhode Island		14	13	245 A	Marist		5	3	
				200 A	Albany (NY)		11	0						247 A	Villanova		2	1	
				200 A	Albany (NY)		6	1						247 A	Villanova		8	0	

Non-Div. I Games:

Hartford

248	A	Quinnipiac	11	5
249	H	Maine	11	4

RPI	S	Opponent	Score	
247	A	Villanova	11	1
248	A	Quinnipiac	11	5
248	H	Quinnipiac	5	7
249	H	Maine	11	4
249	H	Maine	6	5
249	H	Maine	4	1
255	H	Army West Point	14	4
255	H	Army West Point	4	3

Average RPI Win: 176		WON-LOST RECORD		WINNING PCT. RANK		LAST 15 GAMES		STRENGTH OF SCHEDULE		OPP. STRENGTH OF SCHEDULE		TEAM RPI		ADJ RPI		CONF. RPI		ADJ CONF. RPI					
DIV. I ONLY		29-17-0		.63043 62		8-7-0		85		161		63		.54463 63		15		16					
DIV. I NON-CONF.		17-11-0		.60714 82		2-3-0		77		171		87		.53503 87		19		19					
TOTALS		RPI 1-25		RPI 26-50		W-L RECORDS		RPI 51-100		RPI 101-150		RPI 150+											
29-17-0		2-3-0		1-5-0		OVERALL		4-1-0		2-1-0		20-7-0											
21-6-0		1-0-0		1-2-0		HOME		2-0-0		2-1-0		15-3-0											
8-11-0		1-3-0		0-3-0		AWAY		2-1-0		0-0-0		5-4-0											
0-0-0		0-0-0		0-0-0		NEUTRAL		0-0-0		0-0-0		0-0-0											
17-11-0		1-1-0		1-5-0		NON-CONFERENCE		4-1-0		0-0-0		11-4-0											
14-4-0		1-0-0		1-2-0		HOME		2-0-0		0-0-0		10-2-0											
3-7-0		0-1-0		0-0-		AWAY		2-1-0		0-0-0		1-2-0											
0-0-0		0-0-0		0-0-0		NEUTRAL		0-0-0		0-0-0		0-0-0											
12-6-0		1-2-0		0-0-0		CONFERENCE		0-0-0		2-1-0		9-3-0											
7-2-0		0-0-0		0-0-0		HOME		0-0-0		2-1-0		5-1-0											
5-4-0		1-2-0		0-0-0		AWAY		0-0-0		0-0-0		4-2-0											
0-0-0		0-0-0		0-0-0		NEUTRAL		0-0-0		0-0-0		0-0-0											
RPI	S	Opponent		Score		RPI	S	Opponent		Score		RPI	S	Opponent		Score							
13	A	North Carolina		1	8	28	A	UNCW		6	11	53	H	Wright St.		11	6	144	H Longwood 2 1				
14	A	Coastal Caro.		5	2	28	H	UNCW		1	5	53	H	Wright St.		5	4	144	H Longwood 3 4				
14	A	Coastal Caro.		0	4	29	A	Wake Forest		3	8	57	A	Maryland		5	13	144	H Longwood 7 2				
14	A	Coastal Caro.		5	17	40	A	UNCG		5	13	57	A	Maryland		4	3	155	A Gardner-Webb 1 3				
25	H	East Carolina		5	1	40	H	UNCG		3	9	57	A	Maryland		7	2	155	A Gardner-Webb 0 9				
						40	H	UNCG		15	5									155	A Gardner-Webb 5 2		
																				163	H Winthrop 4 2		
																				163	H Winthrop 7 2		
																				163	H Winthrop 2 6		
																				184	A Elon 8 2		
																				184	H Elon 17 16		
																				191	A Davidson 5 6		
																				194	H Radford 9 5		
																				194	H Radford 7 0		
																				194	H Radford 7 2		
																				240	H Rider 10 2		
																				240	H Rider 4 2		
																				240	H Rider 6 4		
																				245	H Marist 6 8		
																				245	H Marist 4 2		
																				245	H Marist 9 7		
																				250	H Dayton 1 5		
																				250	H Dayton 3 0		
																				250	H Dayton 10 9		
																				268	H La Salle 5 1		
																				268	H La Salle 4 0		
																				269	A N.C. Central 1 14		
						LAST 15 GAMES																	
						194 H Radford 7 0						14 A Coastal Caro. 5 2											
						194 H Radford 9 5						25 H East Carolina 5 1											
						194 H Radford 7 2						184 H Elon 17 16											
						191 A Davidson 5 6																	
						28 A UNCW 6 11																	

Non-Div. I Games:

High Point

High Point

14	A	Coastal Caro.	0	4
14	A	Coastal Caro.	5	17

Through Games Of May 9, 2016

RPI	S	Opponent	Score	
282	A	UNC Asheville	8	0
282	A	UNC Asheville	6	4
282	A	UNC Asheville	11	2

High Point

H
i
g
h
P
o
i
n
t

H
i
g
h
P
o
i
n
t

Average RPI Win:		167	WON-LOST RECORD		WINNING PCT. RANK		LAST 15 GAMES		STRENGTH OF SCHEDULE		OPP. STRENGTH OF SCHEDULE		TEAM RPI		ADJ RPI		CONF. RPI		ADJ CONF. RPI					
Average RPI Loss:		125																						
DIV. I ONLY			30-16-0		.65217		46		11-4-0		82		175		64		.54425		64		17		17	
DIV. I NON-CONF.			20-10-0		.66667		52		3-0-0		79		222		81		.53689		81		17		17	
TOTALS		RPI 1-25		RPI 26-50		W-L RECORDS		RPI 51-100		RPI 101-150		RPI 150+												
30-16-0		0-2-0		3-0-0		OVERALL		2-5-0		8-2-0		17-7-0												
22-8-0		0-1-0		3-0-0		HOME		1-3-0		5-0-0		13-4-0												
8-8-0		0-1-0		0-0-0		AWAY		1-2-0		3-2-0		4-3-0												
0-0-0		0-0-0		0-0-0		NEUTRAL		0-0-0		0-0-0		0-0-0												
20-10-0		0-2-0		3-0-0		NON-CONFERENCE		0-3-0		3-1-0		14-4-0												
16-7-0		0-1-0		3-0-0		HOME		0-3-0		2-0-0		11-3-0												
4-3-0		0-1-0		0-0-		AWAY		0-0-0		1-1-0		3-1-0												
0-0-0		0-0-0		0-0-0		NEUTRAL		0-0-0		0-0-0		0-0-0												
10-6-0		0-0-0		0-0-0		CONFERENCE		2-2-0		5-1-0		3-3-0												
6-1-0		0-0-0		0-0-0		HOME		1-0-0		3-0-0		2-1-0												
4-5-0		0-0-0		0-0-0		AWAY		1-2-0		2-1-0		1-2-0												
0-0-0		0-0-0		0-0-0		NEUTRAL		0-0-0		0-0-0		0-0-0												
RPI	S	Opponent		Score		RPI	S	Opponent		Score		RPI	S	Opponent		Score		RPI	S	Opponent		Score		
1	A	Florida		4	5	28	H	UNCW		3	2	62	H	Hartford		1	2	112	A	FGCU		2	4	
1	H	Florida		2	6	28	H	UNCW		12	11	62	H	Hartford		8	9	112	A	FGCU		11	10	
						28	H	UNCW		13	1	62	H	Hartford		2	3	112	A	FGCU		6	3	
												65	A	Jacksonville		0	8	127	A	UCF		4	5	
												65	A	Jacksonville		7	4	127	H	UCF		4	3	
												65	A	Jacksonville		2	6	137	A	Florida A&M		9	6	
												65	H	Jacksonville		10	6	137	H	Florida A&M		15	0	
																		146	H	Stetson		6	2	
																		146	H	Stetson		5	0	
																		146	H	Stetson		5	3	
																		178	A	Kennesaw St.		1	2	
																		178	A	Kennesaw St.		9	2	
																		178	A	Kennesaw St.		4	10	
																		185	A	South Fla.		7	5	
																		185	H	South Fla.		7	6	
																		187	A	Bethune-Cookman		1	4	
																		187	A	Bethune-Cookman		13	1	
																		187	H	Bethune-Cookman		12	6	
																		206	H	George Washington		10	7	
																		206	H	George Washington		6	7	
																		206	H	George Washington		2	0	
																		210	H	Lipscomb		1	6	
																		210	H	Lipscomb		6	5	
																		210	H	Lipscomb		13	6	
																		220	H	Dartmouth		8	6	
																		220	H	Dartmouth		17	3	
																		231	H	Penn		2	3	
				LAST 15 GAMES																				
						210	H	Lipscomb		6	5	127	H	UCF		4	3	210	H	Lipscomb		6	5	
						210	H	Lipscomb		13	6	146	H	Stetson		5	0	210	H	Lipscomb		13	6	
						210	H	Lipscomb		1	6	146	H	Stetson		5	3	220	H	Dartmouth		8	6	
						112	A	FGCU		6	3							220	H	Dartmouth		17	3	
						112	A	FGCU		11	10							231	H	Penn		2	3	

Non-Div. I Games:

North Florida

112	A	FGCU	2	4
290	A	Savannah St.	7	3

RPI	S	Opponent	Score	
231	H	Penn	5	3
231	H	Penn	17	5
248	H	Quinnipiac	12	8
248	H	Quinnipiac	6	5
248	H	Quinnipiac	0	3
290	A	Savannah St.	7	3
290	H	Savannah St.	7	4

Average RPI Win: 156		WON-LOST	WINNING	LAST 15	STRENGTH OF		OPP. STRENGTH	TEAM	ADJ		CONF.	ADJ CONF.		
Average RPI Loss: 106		RECORD	PCT. RANK	GAMES	SCHEDULE		OF SCHEDULE	RPI	RPI		RPI	RPI		
DIV. I ONLY		28-17-0	.62222	67	9-5-0		100	108	65		.54383	65		
DIV. I NON-CONF.		18-11-0	.62069	75	1-1-0		133	95	71		.54027	71		
TOTALS		RPI 1-25	RPI 26-50		W-L RECORDS		RPI 51-100		RPI 101-150		RPI 150+			
28-17-0		2-4-0	1-2-0		OVERALL		2-2-0		10-3-0		13-6-0			
17-7-0		0-0-0	0-0-0		HOME		2-1-0		5-1-0		10-5-0			
11-10-0		2-4-0	1-2-0		AWAY		0-1-0		5-2-0		3-1-0			
0-0-0		0-0-0	0-0-0		NEUTRAL		0-0-0		0-0-0		0-0-0			
18-11-0		2-4-0	1-2-0		NON-CONFERENCE		0-0-0		5-2-0		10-3-0			
11-4-0		0-0-0	0-0-0		HOME		0-0-0		2-1-0		9-3-0			
7-7-0		2-4-0	1-0-		AWAY		0-0-0		3-1-0		1-0-0			
0-0-0		0-0-0	0-0-0		NEUTRAL		0-0-0		0-0-0		0-0-0			
10-6-0		0-0-0	0-0-0		CONFERENCE		2-2-0		5-1-0		3-3-0			
6-3-0		0-0-0	0-0-0		HOME		2-1-0		3-0-0		1-2-0			
4-3-0		0-0-0	0-0-0		AWAY		0-1-0		2-1-0		2-1-0			
0-0-0		0-0-0	0-0-0		NEUTRAL		0-0-0		0-0-0		0-0-0			
RPI	S	Opponent	Score		RPI	S	Opponent	Score		RPI	S	Opponent	Score	
1	A	Florida	2	7	32	A	Creighton	4	3	64	A	North Florida	6	10
1	A	Florida	1	3	32	A	Creighton	1	2	64	H	North Florida	6	2
8	A	Florida St.	7	3	32	A	Creighton	0	4	64	H	North Florida	8	0
25	A	East Carolina	0	13						64	H	North Florida	4	7
25	A	East Carolina	3	6										
25	A	East Carolina	8	6										

Non-Div. I Games:

Jacksonville

146	A	Stetson	8	3
112	H	FGCU	5	0

RPI	S	Opponent	Score	
217	H	Toledo	2	1
260	H	Charleston So.	4	1
295	H	Mt. St. Mary's	13	2
295	H	Mt. St. Mary's	15	7
295	H	Mt. St. Mary's	14	3

Average RPI Win: 152		WON-LOST	WINNING	LAST 15	STRENGTH OF		OPP. STRENGTH	TEAM	ADJ		CONF.	ADJ CONF.
Average RPI Loss: 71		RECORD	PCT. RANK	GAMES	SCHEDULE		OF SCHEDULE	RPI	RPI		RPI	RPI
DIV. I ONLY		25-20-0	.55556	104	11-4-0		84	72	66		.54209	66
DIV. I NON-CONF.		16-11-0	.59259	88	6-0-0		161	86	74		.53933	74
TOTALS		RPI 1-25	RPI 26-50		W-L RECORDS		RPI 51-100		RPI 101-150		RPI 150+	
25-20-0		0-2-0	3-8-0		OVERALL		6-5-0		6-4-0		10-1-0	
11-4-0		0-0-0	1-2-0		HOME		2-1-0		3-1-0		5-0-0	
9-13-0		0-2-0	2-4-0		AWAY		3-4-0		3-3-0		1-0-0	
5-3-0		0-0-0	0-2-0		NEUTRAL		1-0-0		0-0-0		4-1-0	
16-11-0		0-2-0	1-4-0		NON-CONFERENCE		1-1-0		4-3-0		10-1-0	
6-0-0		0-0-0	0-0-0		HOME		0-0-0		1-0-0		5-0-0	
5-8-0		0-2-0	1-0-		AWAY		0-1-0		3-3-0		1-0-0	
5-3-0		0-0-0	0-2-0		NEUTRAL		1-0-0		0-0-0		4-1-0	
9-9-0		0-0-0	2-4-0		CONFERENCE		5-4-0		2-1-0		0-0-0	
5-4-0		0-0-0	1-2-0		HOME		2-1-0		2-1-0		0-0-0	
4-5-0		0-0-0	1-2-0		AWAY		3-3-0		0-0-0		0-0-0	
0-0-0		0-0-0	0-0-0		NEUTRAL		0-0-0		0-0-0		0-0-0	
RPI S	Opponent	Score	RPI S	Opponent	Score	RPI S	Opponent	Score	RPI S	Opponent	Score	
14 A	Coastal Caro.	4 12	26 A	Tulane	5 2	57 A	Maryland	4 2	112 A	FGCU	4 2	
14 A	Coastal Caro.	4 10	26 A	Tulane	5 6	57 A	Maryland	1 3	112 A	FGCU	2 3	
			26 A	Tulane	0 3	57 A	Maryland	5 4	112 A	FGCU	4 2	
			34 H	Minnesota	2 0	76 A	Indiana St.	4 5	113 H	Penn St.	5 0	
			34 H	Minnesota	1 3	97 N	Missouri	6 4	113 H	Penn St.	6 1	
			34 H	Minnesota	6 14	98 A	Iowa	10 4	113 H	Penn St.	3 5	
			40 N	UNCG	9 20	98 A	Iowa	3 4	114 A	Southern Ill.	2 3	
			40 N	UNCG	4 5	98 A	Iowa	3 4	114 A	Southern Ill.	0 1	
			46 A	Nebraska	7 9	100 H	Ohio St.	5 3	114 H	Southern Ill.	6 3	
			46 A	Nebraska	8 9	100 H	Ohio St.	1 0	146 A	Stetson	4 1	
			46 A	Nebraska	6 4	100 H	Ohio St.	1 9	215 A	Illinois St.	8 3	
									215 H	Illinois St.	7 1	
									223 N	Northern Ill.	5 3	
									223 N	Northern Ill.	3 9	
									242 N	Central Mich.	9 4	
									247 N	Villanova	4 2	
									259 H	Saint Louis	6 4	
									259 H	Saint Louis	6 2	
									259 H	Saint Louis	3 1	
									275 H	Eastern Ill.	9 7	
									275 N	Eastern Ill.	5 4	
LAST 15 GAMES												
			57 A	Maryland	5 4	34 H	Minnesota	1 3				
			57 A	Maryland	1 3	100 H	Ohio St.	5 3				
			57 A	Maryland	4 2	100 H	Ohio St.	1 9				
			114 H	Southern Ill.	6 3							
			97 N	Missouri	6 4							

Non-Div. I Games:

Illinois

34 H Minnesota	6	14
34 H Minnesota	2	0

I
l
l
i
n
o
i
s

I
l
l
i
n
o
i
s

Average RPI Win: 156		WON-LOST RECORD		WINNING PCT. RANK		LAST 15 GAMES		STRENGTH OF SCHEDULE		OPP. STRENGTH OF SCHEDULE		TEAM RPI		ADJ RPI		CONF. RPI		ADJ CONF. RPI			
DIV. I ONLY		32-17-0		.65306 45		11-4-0		143		77		67		.54148 67		12		12			
DIV. I NON-CONF.		13-9-0		.59091 91		1-2-0		56		53		66		.54416 66		10		10			
TOTALS		RPI 1-25		RPI 26-50		W-L RECORDS		RPI 51-100		RPI 101-150		RPI 150+									
32-17-0		0-3-0		4-1-0		OVERALL		2-5-0		5-1-0		21-7-0									
24-5-0		0-0-0		4-0-0		HOME		1-1-0		5-1-0		14-3-0									
8-12-0		0-3-0		0-1-0		AWAY		1-4-0		0-0-0		7-4-0									
0-0-0		0-0-0		0-0-0		NEUTRAL		0-0-0		0-0-0		0-0-0									
13-9-0		0-3-0		4-1-0		NON-CONFERENCE		2-2-0		0-0-0		7-3-0									
12-2-0		0-0-0		4-0-0		HOME		1-1-0		0-0-0		7-1-0									
1-7-0		0-3-0		0-0-		AWAY		1-1-0		0-0-0		0-2-0									
0-0-0		0-0-0		0-0-0		NEUTRAL		0-0-0		0-0-0		0-0-0									
19-8-0		0-0-0		0-0-0		CONFERENCE		0-3-0		5-1-0		14-4-0									
12-3-0		0-0-0		0-0-0		HOME		0-0-0		5-1-0		7-2-0									
7-5-0		0-0-0		0-0-0		AWAY		0-3-0		0-0-0		7-2-0									
0-0-0		0-0-0		0-0-0		NEUTRAL		0-0-0		0-0-0		0-0-0									
RPI	S	Opponent		Score		RPI	S	Opponent		Score		RPI	S	Opponent		Score					
4	A	Texas A&M		2	3	32	H	Creighton		2	1	55	A	St. Mary's (CA)		6	4	109	H Nevada	7	6
4	A	Texas A&M		1	12	32	H	Creighton		2	1	55	H	St. Mary's (CA)		3	2	109	H Nevada	8	3
4	A	Texas A&M		3	4	32	H	Creighton		7	3	59	A	New Mexico		1	2	109	H Nevada	5	4
						48	A	Long Beach St.		3	4	59	A	New Mexico		13	14	124	H UNLV	2	4
						48	H	Long Beach St.		10	5	59	A	New Mexico		4	7	124	H UNLV	6	2
												90	A	Cal Poly		1	7	124	H UNLV	4	3
												99	H	Oklahoma		2	3	158	H Oakland	11	10
																		160	A Sacramento St.	4	5
																		160	H Sacramento St.	7	5
																		166	A Air Force	4	2
																		166	A Air Force	11	6
																		166	A Air Force	5	1
																		166	H Air Force	6	3
																		166	H Air Force	5	1
																		166	H Air Force	14	1
																		186	A San Diego St.	3	2
																		186	A San Diego St.	10	5
																		186	A San Diego St.	4	5
																		186	H San Diego St.	1	0
																		186	H San Diego St.	4	3
																		186	H San Diego St.	2	4
																		212	A San Jose St.	2	3
																		212	A San Jose St.	13	4
																		212	A San Jose St.	9	4
																		212	H San Jose St.	6	0
																		212	H San Jose St.	8	6
																		212	H San Jose St.	5	7
				LAST 15 GAMES																	
				186	H	San Diego St.		4	3	160	A	Sacramento St.		4	5	212	A	San Jose St.		13	4
				186	H	San Diego St.		1	0	212	H	San Jose St.		5	7	212	A	San Jose St.		9	4
				186	H	San Diego St.		2	4	212	H	San Jose St.		8	6	212	H	San Jose St.		6	0
				55	H	St. Mary's (CA)		3	2							212	H	San Jose St.		8	6
				166	A	Air Force		4	2							212	H	San Jose St.		5	7

Non-Div. I Games:

Fresno St.

Fresno St.

166	A	Air Force	11	6
166	A	Air Force	5	1

Through Games Of May 9, 2016

RPI	S	Opponent	Score	
221	A	Pacific	6	15
221	H	Pacific	3	7
252	H	Youngstown St.	8	3
252	H	Youngstown St.	6	5
252	H	Youngstown St.	11	0
252	H	Youngstown St.	6	1
256	H	CSU Bakersfield	6	4

Fresno St.

F
r
e
s
n
o
s
t
.

F
r
e
s
n
o
s
t
.

UCLA

Average RPI Win: 99		WON-LOST RECORD		WINNING PCT. RANK		LAST 15 GAMES		STRENGTH OF SCHEDULE		OPP. STRENGTH OF SCHEDULE		TEAM RPI		ADJ RPI		CONF. RPI		ADJ CONF. RPI	
DIV. I ONLY		23-22-0		.51111 142		9-6-0		35		24		68		.54078 68		3		3	
DIV. I NON-CONF.		12-11-0		.52174 138		4-2-0		11		12		56		.54994 56		3		3	
TOTALS		RPI 1-25		RPI 26-50		W-L RECORDS		RPI 51-100		RPI 101-150		RPI 150+							
23-22-0		3-5-0		2-5-0		OVERALL		8-8-0		7-4-0		3-0-0							
14-9-0		2-2-0		0-2-0		HOME		5-3-0		4-2-0		3-0-0							
8-13-0		1-3-0		2-3-0		AWAY		3-5-0		2-2-0		0-0-0							
1-0-0		0-0-0		0-0-0		NEUTRAL		0-0-0		1-0-0		0-0-0							
12-11-0		2-3-0		1-3-0		NON-CONFERENCE		4-3-0		5-2-0		0-0-0							
7-7-0		2-2-0		0-2-0		HOME		1-1-0		4-2-0		0-0-0							
5-4-0		0-1-0		1-0-		AWAY		3-2-0		1-0-0		0-0-0							
0-0-0		0-0-0		0-0-0		NEUTRAL		0-0-0		0-0-0		0-0-0							
11-11-0		1-2-0		1-2-0		CONFERENCE		4-5-0		2-2-0		3-0-0							
7-2-0		0-0-0		0-0-0		HOME		4-2-0		0-0-0		3-0-0							
3-9-0		1-2-0		1-2-0		AWAY		0-3-0		1-2-0		0-0-0							
1-0-0		0-0-0		0-0-0		NEUTRAL		0-0-0		1-0-0		0-0-0							
RPI	S	Opponent		Score		RPI	S	Opponent		Score		RPI	S	Opponent		Score			
12	H	Mississippi St.		2	1	35	A	Washington		7	8	51	A	California		1	9		
13	H	North Carolina		0	4	35	A	Washington		4	7	51	A	California		2	8		
13	H	North Carolina		6	5	35	A	Washington		1	0	51	A	California		3	5		
13	H	North Carolina		5	14	41	A	Cal St. Fullerton		7	10	81	H	Stanford		1	4		
20	A	UC Santa Barbara		6	11	41	H	Cal St. Fullerton		7	14	81	H	Stanford		2	8		
23	A	Arizona		1	6	48	A	Long Beach St.		11	10	81	H	Stanford		6	5		
23	A	Arizona		4	3	48	H	Long Beach St.		1	10	87	A	CSUN		12	20		
23	A	Arizona		5	6							87	H	CSUN		1	4		
												90	A	Cal Poly		2	6		
												90	A	Cal Poly		7	6		
												90	A	Cal Poly		19	0		
												91	H	Oregon		13	1		
												91	H	Oregon		6	3		
												91	H	Oregon		4	2		
												96	A	Pepperdine		10	6		
												99	H	Oklahoma		4	2		
LAST 15 GAMES																			
						117	H	UC Irvine		5	1	41	A	Cal St. Fullerton		7	10		
						117	A	UC Irvine		4	1	91	H	Oregon		13	1		
						117	H	UC Irvine		2	4	91	H	Oregon		4	2		
						48	A	Long Beach St.		11	10								
						129	A	Utah		10	3								

Non-Div. I Games:

UCLA

129 A Utah	4	9
129 A Utah	4	6

U
C
L
A

U
C
L
A

Average RPI Win:		142	WON-LOST RECORD		WINNING PCT. RANK	LAST 15 GAMES		STRENGTH OF SCHEDULE		OPP. STRENGTH OF SCHEDULE	TEAM RPI	ADJ RPI	CONF. RPI	ADJ CONF. RPI									
DIV. I ONLY			31-14-0		.68889	32		212		31	69	.54071	69	5	5								
DIV. I NON-CONF.			16-5-0		.7619	23		214		83	50	.55492	50	4	4								
TOTALS		RPI 1-25		RPI 26-50		W-L RECORDS		RPI 51-100		RPI 101-150		RPI 150+											
31-14-0		2-1-0		0-0-0		OVERALL		8-6-0		11-6-0		10-1-0											
19-5-0		1-0-0		0-0-0		HOME		4-2-0		8-3-0		6-0-0											
10-9-0		1-1-0		0-0-0		AWAY		4-4-0		3-3-0		2-1-0											
2-0-0		0-0-0		0-0-0		NEUTRAL		0-0-0		0-0-0		2-0-0											
16-5-0		2-1-0		0-0-0		NON-CONFERENCE		3-2-0		6-2-0		5-0-0											
10-2-0		1-0-0		0-0-0		HOME		2-1-0		4-1-0		3-0-0											
4-3-0		1-1-0		0-0-0		AWAY		1-1-0		2-1-0		0-0-0											
2-0-0		0-0-0		0-0-0		NEUTRAL		0-0-0		0-0-0		2-0-0											
15-9-0		0-0-0		0-0-0		CONFERENCE		5-4-0		5-4-0		5-1-0											
9-3-0		0-0-0		0-0-0		HOME		2-1-0		4-2-0		3-0-0											
6-6-0		0-0-0		0-0-0		AWAY		3-3-0		1-2-0		2-1-0											
0-0-0		0-0-0		0-0-0		NEUTRAL		0-0-0		0-0-0		0-0-0											
RPI	S	Opponent		Score		RPI	S	Opponent		Score		RPI	S	Opponent		Score							
17	A	LSU		3	6			61	H	Old Dominion		2	4	106	A	McNeese St.		1	3				
21	A	La.-Lafayette		6	3			61	H	Old Dominion		11	4	106	H	McNeese St.		9	7				
21	H	La.-Lafayette		6	2			61	H	Old Dominion		12	0	115	A	Little Rock		7	4				
								70	A	New Orleans		6	9	122	A	UAB		5	4				
								80	A	Marshall		10	6	122	A	UAB		8	10				
								80	A	Marshall		4	10	122	A	UAB		0	7				
								80	A	Marshall		4	7	126	H	FIU		0	1				
								86	A	Arkansas		3	2	126	H	FIU		5	0				
								88	H	UT Arlington		8	3	126	H	FIU		6	1				
								88	H	UT Arlington		4	5	138	H	Valparaiso		7	5				
								88	H	UT Arlington		12	8	138	H	Valparaiso		7	2				
								94	A	Western Ky.		3	6	138	H	Valparaiso		3	8				
								94	A	Western Ky.		12	9	139	A	La.-Monroe		7	1				
								94	A	Western Ky.		3	1	139	H	La.-Monroe		14	4				
														145	H	Charlotte		4	7				
														145	H	Charlotte		3	2				
														145	H	Charlotte		5	2				
														162	H	Middle Tenn.		5	0				
														162	H	Middle Tenn.		8	4				
														162	H	Middle Tenn.		2	1				
														171	A	UTSA		4	5				
														171	A	UTSA		4	2				
														171	A	UTSA		14	9				
														273	H	Grambling		7	3				
														273	H	Grambling		10	2				
														293	H	Alcorn		15	4				
														296	N	Southern U.		15	0				
						LAST 15 GAMES																	
						162	H	Middle Tenn.		5	0	21	A	La.-Lafayette		6	3	171	A	UTSA		14	9
						162	H	Middle Tenn.		2	1	106	H	McNeese St.		9	7	273	H	Grambling		10	2
						162	H	Middle Tenn.		8	4	61	H	Old Dominion		12	0	273	H	Grambling		15	4
						139	H	La.-Monroe		14	4							293	H	Alcorn		15	4
						171	A	UTSA		4	5							296	N	Southern U.		15	0

Non-Div. I Games:

Louisiana Tech

171	A	UTSA	14	9
171	A	UTSA	4	2

RPI	S	Opponent	Score	
298	N	Prairie View	7	0

Louisiana Tech

L
o
u
i
s
i
a
n
a
T
e
c
h

L
o
u
i
s
i
a
n
a
T
e
c
h

Average RPI Win:		151	WON-LOST RECORD		WINNING PCT. RANK		LAST 15 GAMES		STRENGTH OF SCHEDULE		OPP. STRENGTH OF SCHEDULE		TEAM RPI		ADJ RPI		CONF. RPI		ADJ CONF. RPI					
Average RPI Loss:		85																						
DIV. I ONLY			28-18-0		.6087		73		10-5-0		96		112		70		.54012		70		13		13	
DIV. I NON-CONF.			16-6-0		.72727		36		2-0-0		67		154		20		.58367		20		12		12	
TOTALS		RPI 1-25		RPI 26-50		W-L RECORDS		RPI 51-100		RPI 101-150		RPI 150+												
28-18-0		0-3-0		7-2-0		OVERALL		4-6-0		6-6-0		11-1-0												
18-7-0		0-0-0		7-1-0		HOME		3-1-0		4-5-0		4-0-0												
10-11-0		0-3-0		0-1-0		AWAY		1-5-0		2-1-0		7-1-0												
0-0-0		0-0-0		0-0-0		NEUTRAL		0-0-0		0-0-0		0-0-0												
16-6-0		0-3-0		5-1-0		NON-CONFERENCE		2-2-0		3-0-0		6-0-0												
13-0-0		0-0-0		5-0-0		HOME		1-0-0		3-0-0		4-0-0												
3-6-0		0-3-0		0-0-		AWAY		1-2-0		0-0-0		2-0-0												
0-0-0		0-0-0		0-0-0		NEUTRAL		0-0-0		0-0-0		0-0-0												
12-12-0		0-0-0		2-1-0		CONFERENCE		2-4-0		3-6-0		5-1-0												
5-7-0		0-0-0		2-1-0		HOME		2-1-0		1-5-0		0-0-0												
7-5-0		0-0-0		0-0-0		AWAY		0-3-0		2-1-0		5-1-0												
0-0-0		0-0-0		0-0-0		NEUTRAL		0-0-0		0-0-0		0-0-0												
RPI	S	Opponent		Score		RPI	S	Opponent		Score		RPI	S	Opponent		Score		RPI	S	Opponent		Score		
17	A	LSU		4	9	26	H	Tulane		10	9	69	H	Louisiana Tech		9	6	103	A	SFA		5	4	
18	A	Southern Miss.		4	7	39	A	South Ala.		3	12	73	A	Lamar		7	10	103	A	SFA		19	11	
21	A	La.-Lafayette		4	7	39	H	South Ala.		8	2	73	A	Lamar		5	7	103	A	SFA		6	16	
						43	H	Northwestern St.		5	4	73	A	Lamar		1	5	106	H	McNeese St.		1	6	
						43	H	Northwestern St.		1	6	78	H	Sam Houston St.		7	6	106	H	McNeese St.		3	13	
						43	H	Northwestern St.		6	5	78	H	Sam Houston St.		4	8	106	H	McNeese St.		3	7	
						49	H	Pittsburgh		13	6	78	H	Sam Houston St.		4	3	138	H	Valparaiso		5	3	
						49	H	Pittsburgh		12	5	85	A	Troy		4	9	138	H	Valparaiso		9	0	
						49	H	Pittsburgh		8	5	85	A	Troy		10	6	138	H	Valparaiso		9	8	
												85	A	Troy		6	9	148	H	Central Ark.		7	3	
																		148	H	Central Ark.		7	9	
																		148	H	Central Ark.		3	4	
																		216	A	Abilene Christian		1	0	
																		216	A	Abilene Christian		6	4	
																		216	A	Abilene Christian		1	6	
																		225	A	A&M-Corpus Christi		9	6	
																		225	A	A&M-Corpus Christi		4	2	
																		225	A	A&M-Corpus Christi		7	3	
																		273	H	Grambling		11	8	
																		288	A	Jackson St.		11	9	
																		288	H	Jackson St.		13	4	
																		293	H	Alcorn		12	3	
																		296	A	Southern U.		23	3	
																		296	H	Southern U.		14	4	
LAST 15 GAMES																								
						216	A	Abilene Christian		6	4	225	A	A&M-Corpus Christi		4	2	296	A	Southern U.		23	3	
						216	A	Abilene Christian		1	0	225	A	A&M-Corpus Christi		9	6	296	H	Southern U.		14	4	
						216	A	Abilene Christian		1	6	225	A	A&M-Corpus Christi		7	3							
						148	H	Central Ark.		7	9													
						148	H	Central Ark.		7	3													

Non-Div. I Games:

New Orleans

148	H	Central Ark.	3	4
296	A	Southern U.	23	3

N
e
w
O
r
l
e
a
n
s

N
e
w
O
r
l
e
a
n
s

Average RPI Win:	139	WON-LOST RECORD	WINNING PCT. RANK	LAST 15 GAMES	STRENGTH OF SCHEDULE	OPP. STRENGTH OF SCHEDULE	TEAM RPI	ADJ RPI	CONF. RPI	ADJ CONF. RPI		
Average RPI Loss:	64	25-23-0	.52083	137	6-9-0	31	36	71	.53931	71	2	2
DIV. I ONLY		18-6-0	.75	28	2-1-0	206	178	68	.54229	68	2	2
DIV. I NON-CONF.												
<hr/>												
TOTALS	RPI 1-25	RPI 26-50		W-L RECORDS		RPI 51-100		RPI 101-150		RPI 150+		
25-23-0	5-8-0	1-3-0		OVERALL		2-7-0		5-3-0		12-2-0		
14-10-0	4-5-0	1-2-0		HOME		0-1-0		4-1-0		5-1-0		
7-10-0	1-3-0	0-0-0		AWAY		1-5-0		1-2-0		4-0-0		
4-3-0	0-0-0	0-1-0		NEUTRAL		1-1-0		0-0-0		3-1-0		
18-6-0	1-0-0	0-1-0		NON-CONFERENCE		1-2-0		4-1-0		12-2-0		
9-3-0	0-0-0	0-0-0		HOME		0-1-0		4-1-0		5-1-0		
5-0-0	1-0-0	0-0-		AWAY		0-0-0		0-0-0		4-0-0		
4-3-0	0-0-0	0-1-0		NEUTRAL		1-1-0		0-0-0		3-1-0		
7-17-0	4-8-0	1-2-0		CONFERENCE		1-5-0		1-2-0		0-0-0		
5-7-0	4-5-0	1-2-0		HOME		0-0-0		0-0-0		0-0-0		
2-10-0	0-3-0	0-0-0		AWAY		1-5-0		1-2-0		0-0-0		
0-0-0	0-0-0	0-0-0		NEUTRAL		0-0-0		0-0-0		0-0-0		
<hr/>												
RPI	S	Opponent	Score	RPI	S	Opponent	Score	RPI	S	Opponent	Score	
1	H	Florida	5 2	36	N	Southeastern La.	4 5	55	N	St. Mary's (CA)	6 3	
1	H	Florida	2 7	45	H	Kentucky	4 5	57	N	Maryland	9 10	
1	H	Florida	3 9	45	H	Kentucky	2 10	60	A	Alabama	6 3	
5	A	South Carolina	3 4	45	H	Kentucky	14 5	60	A	Alabama	3 11	
5	A	South Carolina	4 7					60	A	Alabama	3 7	
5	A	South Carolina	6 7					94	H	Western Ky.	0 6	
7	H	Ole Miss	4 6					97	A	Missouri	5 6	
7	H	Ole Miss	3 2					97	A	Missouri	3 8	
7	H	Ole Miss	7 10					97	A	Missouri	4 5	
10	H	Vanderbilt	0 6									
10	H	Vanderbilt	2 1									
10	H	Vanderbilt	5 3									
25	A	East Carolina	5 2									
				LAST 15 GAMES								
		1 H Florida	3 9			199 H Eastern Ky.	4 3					
		1 H Florida	5 2			10 H Vanderbilt	5 3					
		1 H Florida	2 7			10 H Vanderbilt	2 1					
		97 A Missouri	3 8									
		97 A Missouri	5 6									

Non-Div. I Games:

Tennessee

97	A	Missouri	4	5
158	H	Alabama St.	0	3

T
e
n
n
e
s
s
e
e

T
e
n
n
e
s
s
e
e

Average RPI Win: 141		WON-LOST	WINNING	LAST 15	STRENGTH OF		OPP. STRENGTH	TEAM	ADJ		CONF.	ADJ CONF.			
Average RPI Loss: 82		RECORD	PCT. RANK	GAMES	SCHEDULE		OF SCHEDULE	RPI	RPI		RPI	RPI			
DIV. I ONLY		26-20-0	.56522	98	7-8-0		68	60	72	.53868	72	1	1		
DIV. I NON-CONF.		16-8-0	.66667	52	4-3-0		245	250	137	.50553	137	1	1		
TOTALS		RPI 1-25	RPI 26-50		W-L RECORDS		RPI 51-100		RPI 101-150		RPI 150+				
26-20-0		2-9-0	7-3-0		OVERALL		2-1-0		2-1-0		13-6-0				
14-7-0		1-1-0	6-3-0		HOME		1-0-0		1-0-0		5-3-0				
6-10-0		1-8-0	0-0-0		AWAY		1-0-0		0-0-0		4-2-0				
6-3-0		0-0-0	1-0-0		NEUTRAL		0-1-0		1-1-0		4-1-0				
16-8-0		1-0-0	1-0-0		NON-CONFERENCE		2-1-0		2-1-0		10-6-0				
8-3-0		1-0-0	0-0-0		HOME		1-0-0		1-0-0		5-3-0				
2-2-0		0-0-0	0-0-		AWAY		1-0-0		0-0-0		1-2-0				
6-3-0		0-0-0	1-0-0		NEUTRAL		0-1-0		1-1-0		4-1-0				
10-12-0		1-9-0	6-3-0		CONFERENCE		0-0-0		0-0-0		3-0-0				
6-4-0		0-1-0	6-3-0		HOME		0-0-0		0-0-0		0-0-0				
4-8-0		1-8-0	0-0-0		AWAY		0-0-0		0-0-0		3-0-0				
0-0-0		0-0-0	0-0-0		NEUTRAL		0-0-0		0-0-0		0-0-0				
RPI	S	Opponent	Score	RPI	S	Opponent	Score	RPI	S	Opponent	Score	RPI	S	Opponent	Score
2	A	Louisville	3 4	29	H	Wake Forest	13 15	56	A	Michigan St.	1 0	101	N	Indiana	5 0
2	A	Louisville	0 1	29	H	Wake Forest	6 5	60	N	Alabama	0 4	138	H	Valparaiso	3 1
2	A	Louisville	2 8	29	H	Wake Forest	10 2	91	H	Oregon	6 3	147	N	Bradley	3 4
3	H	Miami (FL)	2 10	44	H	Boston College	4 1					170	H	Eastern Mich.	0 8
6	A	North Carolina St.	8 4	44	H	Boston College	11 9					180	A	Santa Clara	0 2
6	A	North Carolina St.	1 9	44	H	Boston College	4 1					180	A	Santa Clara	5 0
6	A	North Carolina St.	6 16	47	N	Gonzaga	7 6					180	A	Santa Clara	2 4
8	A	Florida St.	6 11	49	H	Pittsburgh	5 8					193	A	Virginia Tech	16 4
8	A	Florida St.	6 12	49	H	Pittsburgh	2 4					193	A	Virginia Tech	5 2
8	A	Florida St.	6 7	49	H	Pittsburgh	5 0					193	A	Virginia Tech	6 2
24	H	Michigan	9 5									195	H	Ill.-Chicago	9 5
												217	H	Toledo	10 3
												228	H	Ohio	5 8
												228	H	Ohio	2 1
												228	H	Ohio	1 9
												235	N	Niagara	5 4
												239	N	Brown	7 6
												242	H	Central Mich.	7 6
												273	N	Incarnate Word	13 2
												277	N	Bucknell	5 6
												286	N	Texas Southern	6 5
												292	H	Chicago St.	6 3
				LAST 15 GAMES											
				49	H	Pittsburgh	5 0	101	N	Indiana	5 0				
				49	H	Pittsburgh	5 8	8	A	Florida St.	6 11				
				49	H	Pittsburgh	2 4	8	A	Florida St.	6 7				
				228	H	Ohio	1 9								
				228	H	Ohio	5 8								

Non-Div. I Games:

Notre Dame

228	H	Ohio	2	1
170	H	Eastern Mich.	0	8

N
o
t
r
e
D
a
m
e

N
o
t
r
e
D
a
m
e

Lamar		Average RPI Win:	161	WON-LOST RECORD	WINNING PCT. RANK	LAST 15 GAMES	STRENGTH OF SCHEDULE	OPP. STRENGTH OF SCHEDULE	TEAM RPI	ADJ RPI	CONF. RPI	ADJ CONF. RPI
DIV. I ONLY		Average RPI Loss:	114	31-15-0	.67391 35	7-8-0	134	127	73	.53856 73	13	13
DIV. I NON-CONF.				10-7-0	.58824 96	0-2-0	86	224	129	.50968 129	12	12
TOTALS		RPI 1-25		RPI 26-50		W-L RECORDS	RPI 51-100		RPI 101-150		RPI 150+	
31-15-0		2-1-0		1-5-0		OVERALL	6-1-0		5-3-0		17-5-0	
18-10-0		2-0-0		0-3-0		HOME	6-1-0		4-2-0		6-4-0	
13-5-0		0-1-0		1-2-0		AWAY	0-0-0		1-1-0		11-1-0	
0-0-0		0-0-0		0-0-0		NEUTRAL	0-0-0		0-0-0		0-0-0	
10-7-0		2-1-0		0-0-0		NON-CONFERENCE	3-1-0		1-1-0		4-4-0	
9-5-0		2-0-0		0-0-0		HOME	3-1-0		0-0-0		4-4-0	
1-2-0		0-1-0		0-0-0		AWAY	0-0-0		1-1-0		0-0-0	
0-0-0		0-0-0		0-0-0		NEUTRAL	0-0-0		0-0-0		0-0-0	
21-8-0		0-0-0		1-5-0		CONFERENCE	3-0-0		4-2-0		13-1-0	
9-5-0		0-0-0		0-3-0		HOME	3-0-0		4-2-0		2-0-0	
12-3-0		0-0-0		1-2-0		AWAY	0-0-0		0-0-0		11-1-0	
0-0-0		0-0-0		0-0-0		NEUTRAL	0-0-0		0-0-0		0-0-0	
RPI S	Opponent	Score	RPI S	Opponent	Score	RPI S	Opponent	Score	RPI S	Opponent	Score	
17 H	LSU	12 11	36 H	Southeastern La.	2 5	58 H	Southeast Mo. St.	2 1	106 H	McNeese St.	5 1	
22 A	Rice	2 7	36 H	Southeastern La.	6 14	58 H	Southeast Mo. St.	2 1	106 H	McNeese St.	4 5	
23 H	Arizona	13 5	36 H	Southeastern La.	1 2	58 H	Southeast Mo. St.	5 2	106 H	McNeese St.	0 1	
			43 A	Northwestern St.	6 5	70 H	New Orleans	7 5	130 A	Baylor	3 6	
			43 A	Northwestern St.	0 2	70 H	New Orleans	10 7	132 A	Texas	4 2	
			43 A	Northwestern St.	1 5	70 H	New Orleans	5 1	148 H	Central Ark.	19 5	
						92 H	Houston	3 4	148 H	Central Ark.	9 2	
									148 H	Central Ark.	7 6	
									169 H	North Dakota St.	7 6	
									169 H	North Dakota St.	0 3	
									169 H	North Dakota St.	5 7	
									169 H	North Dakota St.	6 7	
									177 A	Houston Baptist	8 6	
									177 A	Houston Baptist	8 0	
									177 A	Houston Baptist	3 1	
									204 H	Nicholls St.	7 2	
									204 H	Nicholls St.	14 10	
									216 A	Abilene Christian	16 6	
									216 A	Abilene Christian	8 5	
									216 A	Abilene Christian	7 5	
									225 A	A&M-Corpus Christi	5 1	
									225 A	A&M-Corpus Christi	15 12	
									225 A	A&M-Corpus Christi	1 0	
									273 A	Incarnate Word	20 6	
									273 A	Incarnate Word	3 1	
									273 A	Incarnate Word	2 3	
									285 H	UTRGV	4 1	
LAST 15 GAMES			36 H	Southeastern La.	1 2	177 A	Houston Baptist	8 0	225 A	A&M-Corpus Christi	1 0	
			36 H	Southeastern La.	2 5	177 A	Houston Baptist	8 6	273 A	Incarnate Word	20 6	
			36 H	Southeastern La.	6 14	177 A	Houston Baptist	3 1	273 A	Incarnate Word	3 1	
			22 A	Rice	2 7				273 A	Incarnate Word	2 3	
			273 A	Incarnate Word	2 3				285 H	UTRGV	4 1	

Non-Div. I Games:

Lamar

273	A	Incarnate Word	3	1
273	A	Incarnate Word	20	6

RPI	S	Opponent	Score	
285	H	UTRGV	4	1
285	H	UTRGV	3	7
298	H	Prairie View	13	3

Lamar

L
a
m
a
r

L
a
m
a
r

Average RPI Win: 167		WON-LOST	WINNING	LAST 15	STRENGTH OF		OPP. STRENGTH	TEAM	ADJ		CONF.	ADJ CONF.					
Average RPI Loss: 145		RECORD	PCT. RANK	GAMES	SCHEDULE		OF SCHEDULE	RPI	RPI		RPI	RPI					
DIV. I ONLY		29-16-0	.64444	53	11-4-0		159	154	74	.53812	74	22	22				
DIV. I NON-CONF.		11-10-0	.52381	137	1-1-0		40	8	49	.55735	49	24	24				
<hr/>																	
TOTALS		RPI 1-25	RPI 26-50		W-L RECORDS		RPI 51-100		RPI 101-150		RPI 150+						
29-16-0		1-0-0	3-1-0		OVERALL		1-4-0		5-4-0		19-7-0						
18-3-0		0-0-0	0-0-0		HOME		1-0-0		3-1-0		14-2-0						
11-11-0		1-0-0	3-1-0		AWAY		0-2-0		2-3-0		5-5-0						
0-2-0		0-0-0	0-0-0		NEUTRAL		0-2-0		0-0-0		0-0-0						
11-10-0		1-0-0	3-1-0		NON-CONFERENCE		1-4-0		5-4-0		1-1-0						
5-1-0		0-0-0	0-0-0		HOME		1-0-0		3-1-0		1-0-0						
6-7-0		1-0-0	3-0-		AWAY		0-2-0		2-3-0		0-1-0						
0-2-0		0-0-0	0-0-0		NEUTRAL		0-2-0		0-0-0		0-0-0						
18-6-0		0-0-0	0-0-0		CONFERENCE		0-0-0		0-0-0		18-6-0						
13-2-0		0-0-0	0-0-0		HOME		0-0-0		0-0-0		13-2-0						
5-4-0		0-0-0	0-0-0		AWAY		0-0-0		0-0-0		5-4-0						
0-0-0		0-0-0	0-0-0		NEUTRAL		0-0-0		0-0-0		0-0-0						
RPI	S	Opponent		Score		RPI	S	Opponent		Score		RPI	S	Opponent		Score	
12	A	Mississippi St.		3	1	27	A	Oklahoma St.		4	0	76	N	Indiana St.		5	9
						37	A	Dallas Baptist		12	7	76	N	Indiana St.		2	3
						37	A	Dallas Baptist		7	4	84	A	Jacksonville St.		3	8
						37	A	Dallas Baptist		1	6	99	A	Oklahoma		3	12
												99	H	Oklahoma		5	0

Non-Div. I Games:

Oral Roberts

169 A North Dakota St.	3	4
169 A North Dakota St.	3	4

RPI	S	Opponent	Score	
232	H	IPFW	3	6
232	H	IPFW	5	2
257	A	Western Ill.	4	9
257	A	Western Ill.	11	1
257	A	Western Ill.	6	0
257	H	Western Ill.	6	5
257	H	Western Ill.	6	1
257	H	Western Ill.	13	4

O
r
a
l
R
o
b
e
r
t
s

O
r
a
l
R
o
b
e
r
t
s

Average RPI Win: 186		WON-LOST RECORD		WINNING PCT. RANK		LAST 15 GAMES		STRENGTH OF SCHEDULE		OPP. STRENGTH OF SCHEDULE		TEAM RPI		ADJ RPI		CONF. RPI		ADJ CONF. RPI	
DIV. I ONLY		35-11-0		.76087 8		14-1-0		260		124		75		.53796 75		23		23	
DIV. I NON-CONF.		17-7-0		.70833 46		3-0-0		190		19		45		.55918 45		22		22	
TOTALS		RPI 1-25		RPI 26-50		W-L RECORDS		RPI 51-100		RPI 101-150		RPI 150+							
35-11-0		0-2-0		0-2-0		OVERALL		1-1-0		9-1-0		25-5-0							
12-5-0		0-0-0		0-1-0		HOME		1-0-0		1-0-0		10-4-0							
18-3-0		0-0-0		0-1-0		AWAY		0-0-0		7-1-0		11-1-0							
5-3-0		0-2-0		0-0-0		NEUTRAL		0-1-0		1-0-0		4-0-0							
17-7-0		0-2-0		0-2-0		NON-CONFERENCE		1-1-0		9-1-0		7-1-0							
3-2-0		0-0-0		0-1-0		HOME		1-0-0		1-0-0		1-1-0							
10-2-0		0-0-0		0-0-		AWAY		0-0-0		7-1-0		3-0-0							
4-3-0		0-2-0		0-0-0		NEUTRAL		0-1-0		1-0-0		3-0-0							
18-4-0		0-0-0		0-0-0		CONFERENCE		0-0-0		0-0-0		18-4-0							
9-3-0		0-0-0		0-0-0		HOME		0-0-0		0-0-0		9-3-0							
8-1-0		0-0-0		0-0-0		AWAY		0-0-0		0-0-0		8-1-0							
1-0-0		0-0-0		0-0-0		NEUTRAL		0-0-0		0-0-0		1-0-0							
RPI S	Opponent	Score		RPI S	Opponent	Score		RPI S	Opponent	Score		RPI S	Opponent	Score					
6 N	North Carolina St.	5	7	49 A	Pittsburgh	5	13	61 N	Old Dominion	0	2	113 A	Penn St.	6	2				
15 N	Virginia	6	8	49 H	Pittsburgh	4	9	100 H	Ohio St.	8	3	113 H	Penn St.	10	9				
												135 N	Evansville	6	3				
												145 A	Charlotte	11	3				
												145 A	Charlotte	4	3				
												145 A	Charlotte	11	6				
												149 A	Liberty	6	5				
												149 A	Liberty	2	4				
												149 A	Liberty	8	1				
												149 A	Liberty	2	0				
												156 H	Miami (OH)	4	3				
												156 H	Miami (OH)	2	5				
												156 H	Miami (OH)	10	3				
												165 N	Milwaukee	7	6				
												168 N	Ball St.	8	3				
												170 A	Eastern Mich.	7	3				
												170 A	Eastern Mich.	4	2				
												170 A	Eastern Mich.	13	3				
												190 H	Canisius	4	5				
												194 A	Radford	6	0				
												194 A	Radford	7	6				
												194 A	Radford	8	3				
												206 N	George Washington	7	4				
												206 N	George Washington	6	4				
												217 H	Toledo	1	4				
												217 H	Toledo	3	0				
												217 H	Toledo	2	1				

Non-Div. I Games: Lake Erie 9 1

Kent St.

Kent St.

156	H	Miami (OH)	10	3
113	A	Penn St.	6	2

Through Games Of May 9, 2016

RPI	S	Opponent	Score	
228	A	Ohio	6	5
228	A	Ohio	8	0
228	A	Ohio	6	0
229	H	Western Mich.	13	2
229	H	Western Mich.	4	5
229	H	Western Mich.	9	7
241	H	Buffalo	12	2
241	H	Buffalo	5	4
241	H	Buffalo	5	0
242	A	Central Mich.	5	2
242	A	Central Mich.	10	13
242	A	Central Mich.	17	5
252	H	Youngstown St.	5	2

Kent St.

K
e
n
t
S
t
.

K
e
n
t
S
t
.

Average RPI Win:		167	WON-LOST RECORD		WINNING PCT. RANK	LAST 15 GAMES	STRENGTH OF SCHEDULE		OPP. STRENGTH OF SCHEDULE	TEAM RPI	ADJ RPI	CONF. RPI	ADJ CONF. RPI
Average RPI Loss:		96											
DIV. I ONLY		29-17-0			.63043 62	10-5-0	131		118	76	.53742 76	11	11
DIV. I NON-CONF.		20-11-0			.64516 65	1-0-0	166		126	76	.53843 76	13	13
TOTALS		RPI 1-25	RPI 26-50		W-L RECORDS		RPI 51-100		RPI 101-150		RPI 150+		
29-17-0		1-1-0	1-8-0		OVERALL		4-0-0		8-4-0		15-4-0		
11-8-0		0-0-0	0-5-0		HOME		1-0-0		3-1-0		7-2-0		
11-7-0		1-1-0	1-2-0		AWAY		0-0-0		4-3-0		5-1-0		
7-2-0		0-0-0	0-1-0		NEUTRAL		3-0-0		1-0-0		3-1-0		
20-11-0		1-1-0	1-5-0		NON-CONFERENCE		4-0-0		3-3-0		11-2-0		
6-4-0		0-0-0	0-2-0		HOME		1-0-0		0-1-0		5-1-0		
7-5-0		1-1-0	1-0-		AWAY		0-0-0		2-2-0		3-0-0		
7-2-0		0-0-0	0-1-0		NEUTRAL		3-0-0		1-0-0		3-1-0		
9-6-0		0-0-0	0-3-0		CONFERENCE		0-0-0		5-1-0		4-2-0		
5-4-0		0-0-0	0-3-0		HOME		0-0-0		3-0-0		2-1-0		
4-2-0		0-0-0	0-0-0		AWAY		0-0-0		2-1-0		2-1-0		
0-0-0		0-0-0	0-0-0		NEUTRAL		0-0-0		0-0-0		0-0-0		
RPI S	Opponent	Score	RPI S	Opponent	Score	RPI S	Opponent	Score	RPI S	Opponent	Score		
6 A	North Carolina St.	11 7	27 A	Oklahoma St.	0 1	66 H	Illinois	5 4	101 A	Indiana	3 5		
6 A	North Carolina St.	3 8	27 A	Oklahoma St.	2 9	74 N	Oral Roberts	9 5	101 A	Indiana	5 1		
			27 A	Oklahoma St.	2 0	74 N	Oral Roberts	3 2	101 H	Indiana	5 7		
			37 H	Dallas Baptist	6 7	98 N	Iowa	11 3	107 N	Rhode Island	8 2		
			37 H	Dallas Baptist	5 10				114 A	Southern Ill.	5 1		
			37 H	Dallas Baptist	2 3				114 A	Southern Ill.	6 7		
			44 N	Boston College	3 5				114 A	Southern Ill.	3 0		
			46 H	Nebraska	4 11				115 A	Little Rock	5 6		
			46 H	Nebraska	4 10				115 A	Little Rock	7 2		
									131 H	Missouri St.	4 2		
									131 H	Missouri St.	2 1		
									131 H	Missouri St.	7 6		
									164 A	Campbell	4 1		
									174 A	Wichita St.	9 11		
									174 A	Wichita St.	8 6		
									174 A	Wichita St.	15 10		
									191 N	Davidson	7 1		
									215 H	Illinois St.	1 5		
									215 H	Illinois St.	3 2		
									215 H	Illinois St.	6 5		
									220 N	Dartmouth	3 0		
									247 N	Villanova	5 6		
									254 H	Siena	12 3		
									254 H	Siena	10 3		
									254 H	Siena	2 3		
									279 A	Butler	6 1		
									279 H	Butler	13 9		
			LAST 15 GAMES										
			174 A	Wichita St.	8 6	37 H	Dallas Baptist	6 7	254 H	Siena	12 3		
			174 A	Wichita St.	9 11	37 H	Dallas Baptist	2 3	254 H	Siena	10 3		
			174 A	Wichita St.	15 10	280 A	Purdue	22 4	254 H	Siena	2 3		
			131 H	Missouri St.	4 2				279 A	Butler	6 1		
			131 H	Missouri St.	2 1				279 H	Butler	13 9		

Non-Div. I Games:

Indiana St.

Indiana St.

131	H	Missouri St.	7	6
37	H	Dallas Baptist	5	10

Through Games Of May 9, 2016

RPI	S	Opponent	Score	
279	H	Butler	7	2
280	A	Purdue	22	4
280	H	Purdue	4	1
292	N	Chicago St.	14	5

Indiana St.

I
n
d
i
a
n
a
S
t
.

I
n
d
i
a
n
a
S
t
.

Average RPI Win: 207		WON-LOST RECORD		WINNING PCT. RANK		LAST 15 GAMES		STRENGTH OF SCHEDULE		OPP. STRENGTH OF SCHEDULE		TEAM RPI		ADJ RPI		CONF. RPI		ADJ CONF. RPI	
Average RPI Loss: 115																			
DIV. I ONLY		33-16-0		.67347 37		11-4-0		166		194		77		.53618 77		24		24	
DIV. I NON-CONF.		18-10-0		.64286 66		2-1-0		106		122		52		.55205 52		25		25	
TOTALS		RPI 1-25		RPI 26-50		W-L RECORDS		RPI 51-100		RPI 101-150		RPI 150+							
33-16-0		2-2-0		0-1-0		OVERALL		2-4-0		3-3-0		26-6-0							
19-6-0		1-0-0		0-0-0		HOME		0-2-0		1-0-0		17-4-0							
13-9-0		1-2-0		0-1-0		AWAY		2-2-0		2-3-0		8-1-0							
1-1-0		0-0-0		0-0-0		NEUTRAL		0-0-0		0-0-0		1-1-0							
18-10-0		2-2-0		0-1-0		NON-CONFERENCE		2-4-0		2-1-0		12-2-0							
10-3-0		1-0-0		0-0-0		HOME		0-2-0		1-0-0		8-1-0							
7-6-0		1-2-0		0-0-		AWAY		2-2-0		1-1-0		3-0-0							
1-1-0		0-0-0		0-0-0		NEUTRAL		0-0-0		0-0-0		1-1-0							
15-6-0		0-0-0		0-0-0		CONFERENCE		0-0-0		1-2-0		14-4-0							
9-3-0		0-0-0		0-0-0		HOME		0-0-0		0-0-0		9-3-0							
6-3-0		0-0-0		0-0-0		AWAY		0-0-0		1-2-0		5-1-0							
0-0-0		0-0-0		0-0-0		NEUTRAL		0-0-0		0-0-0		0-0-0							
RPI S	Opponent	Score		RPI S	Opponent	Score		RPI S	Opponent	Score		RPI S	Opponent	Score					
13 A	North Carolina	0	11	28 A	UNCW	4	11	54 A	Col. of Charleston	4	3	107 A	Rhode Island	7	3				
15 A	Virginia	11	5					54 A	Col. of Charleston	4	7	107 A	Rhode Island	3	7				
15 H	Virginia	7	5					54 A	Col. of Charleston	2	1	107 A	Rhode Island	1	5				
16 A	Georgia Tech	1	9					57 A	Maryland	1	8	120 A	William & Mary	12	5				
								57 H	Maryland	1	7	144 A	Longwood	9	10				
								61 H	Old Dominion	1	3	144 H	Longwood	5	2				
												157 H	Monmouth	4	12				
												178 A	Kennesaw St.	15	11				
												188 H	Richmond	4	5				
												188 H	Richmond	2	1				
												188 H	Richmond	4	6				
												199 N	Eastern Ky.	2	12				
												206 A	George Washington	3	0				
												206 A	George Washington	8	7				
												206 A	George Washington	3	4				
												218 A	Georgia St.	8	6				
												227 N	South Dakota St.	14	8				
												233 H	St. Bonaventure	3	2				
												233 H	St. Bonaventure	6	5				
												233 H	St. Bonaventure	4	1				
												245 H	Marist	7	6				
												245 H	Marist	3	0				
												245 H	Marist	3	0				
												250 H	Dayton	5	3				
												250 H	Dayton	9	2				
												250 H	Dayton	3	8				
												251 A	VMI	11	7				
				LAST 15 GAMES															
				259 H	Saint Louis	7	6	251 H	VMI	8	5								
				259 H	Saint Louis	1	0	188 H	Richmond	4	6								
				259 H	Saint Louis	5	1	188 H	Richmond	2	1								
				13 A	North Carolina	0	11												
				206 A	George Washington	3	4												

Non-Div. I Games:

VCU

206	A	George Washington	8	7
206	A	George Washington	3	0

RPI	S	Opponent	Score	
251	H	VMI	8	5
259	H	Saint Louis	5	1
259	H	Saint Louis	7	6
259	H	Saint Louis	1	0
268	A	La Salle	9	1
268	A	La Salle	4	1
268	A	La Salle	2	1
270	H	Wagner	3	2
270	H	Wagner	9	5
270	H	Wagner	4	3
278	H	Norfolk St.	4	2

VCU

V
C
U

V
C
U

Average RPI Win:		178	WON-LOST RECORD		WINNING PCT. RANK		LAST 15 GAMES		STRENGTH OF SCHEDULE		OPP. STRENGTH OF SCHEDULE		TEAM RPI		ADJ RPI		CONF. RPI		ADJ CONF. RPI		
DIV. I ONLY			31-18-0		.63265 60		13-2-0		167		64		78		.53606 78		13		13		
DIV. I NON-CONF.			12-13-0		.48 156		5-1-0		115		30		130		.50962 130		12		12		
TOTALS		RPI 1-25		RPI 26-50		W-L RECORDS		RPI 51-100		RPI 101-150		RPI 150+									
31-18-0		0-8-0		2-1-0		OVERALL		5-3-0		6-3-0		18-3-0									
19-6-0		0-2-0		2-1-0		HOME		4-0-0		5-2-0		8-1-0									
12-12-0		0-6-0		0-0-0		AWAY		1-3-0		1-1-0		10-2-0									
0-0-0		0-0-0		0-0-0		NEUTRAL		0-0-0		0-0-0		0-0-0									
12-13-0		0-8-0		0-0-0		NON-CONFERENCE		4-1-0		1-2-0		7-2-0									
9-4-0		0-2-0		0-0-0		HOME		4-0-0		0-1-0		5-1-0									
3-9-0		0-6-0		0-0-		AWAY		0-1-0		1-1-0		2-1-0									
0-0-0		0-0-0		0-0-0		NEUTRAL		0-0-0		0-0-0		0-0-0									
19-5-0		0-0-0		2-1-0		CONFERENCE		1-2-0		5-1-0		11-1-0									
10-2-0		0-0-0		2-1-0		HOME		0-0-0		5-1-0		3-0-0									
9-3-0		0-0-0		0-0-0		AWAY		1-2-0		0-0-0		8-1-0									
0-0-0		0-0-0		0-0-0		NEUTRAL		0-0-0		0-0-0		0-0-0									
RPI	S	Opponent		Score		RPI	S	Opponent		Score		RPI	S	Opponent		Score					
11	A	Texas Tech		3	20	43	H	Northwestern St.		5	7	70	A	New Orleans		3	4				
11	A	Texas Tech		6	8	43	H	Northwestern St.		2	1	70	A	New Orleans		8	4				
11	H	Texas Tech		6	11	43	H	Northwestern St.		2	1	70	A	New Orleans		6	7				
21	A	La.-Lafayette		2	6							92	A	Houston		3	4				
21	A	La.-Lafayette		1	2							92	H	Houston		4	0				
21	A	La.-Lafayette		3	13							99	H	Oklahoma		4	3				
22	A	Rice		3	5							99	H	Oklahoma		7	2				
22	H	Rice		3	8							99	H	Oklahoma		4	3				
						LAST 15 GAMES															
						225 A A&M-Corpus Christi						5	3	92 A Houston						3	4
						225 A A&M-Corpus Christi						1	2	216 H Abilene Christian						2	1
						225 A A&M-Corpus Christi						6	1	216 H Abilene Christian						3	1
						286 H Texas Southern						5	0								
						92 H Houston						4	0								
														225 A A&M-Corpus Christi						1	2
														225 A A&M-Corpus Christi						5	3
														273 A Incarnate Word						8	2
														273 A Incarnate Word						23	3
														273 A Incarnate Word						12	3
														286 H Texas Southern						5	0

Non-Div. I Games:

Sam Houston St.

286	H	Texas Southern	14	0
286	H	Texas Southern	10	3

RPI	S	Opponent	Score	
286	H	Texas Southern	10	3
286	H	Texas Southern	14	0
298	H	Prairie View	16	5

S
a
m
H
o
u
s
t
o
n
S
t
.

S
a
m
H
o
u
s
t
o
n
S
t
.

Average RPI Win: 175		WON-LOST RECORD		WINNING PCT. RANK		LAST 15 GAMES		STRENGTH OF SCHEDULE		OPP. STRENGTH OF SCHEDULE		TEAM RPI		ADJ RPI		CONF. RPI		ADJ CONF. RPI	
DIV. I ONLY		23-25-0		.47917 162		7-8-0		25		180		79		.53559 79		6		6	
DIV. I NON-CONF.		17-13-0		.56667 108		4-0-0		119		200		67		.54334 67		7		7	
TOTALS		RPI 1-25		RPI 26-50		W-L RECORDS		RPI 51-100		RPI 101-150		RPI 150+							
23-25-0		0-6-0		2-4-0		OVERALL		2-7-0		7-4-0		12-4-0							
14-4-0		0-0-0		1-2-0		HOME		0-0-0		5-2-0		8-0-0							
8-21-0		0-6-0		1-2-0		AWAY		2-7-0		2-2-0		3-4-0							
1-0-0		0-0-0		0-0-0		NEUTRAL		0-0-0		0-0-0		1-0-0							
17-13-0		0-3-0		1-2-0		NON-CONFERENCE		1-2-0		3-2-0		12-4-0							
9-0-0		0-0-0		0-0-0		HOME		0-0-0		1-0-0		8-0-0							
7-13-0		0-3-0		1-0-		AWAY		1-2-0		2-2-0		3-4-0							
1-0-0		0-0-0		0-0-0		NEUTRAL		0-0-0		0-0-0		1-0-0							
6-12-0		0-3-0		1-2-0		CONFERENCE		1-5-0		4-2-0		0-0-0							
5-4-0		0-0-0		1-2-0		HOME		0-0-0		4-2-0		0-0-0							
1-8-0		0-3-0		0-0-0		AWAY		1-5-0		0-0-0		0-0-0							
0-0-0		0-0-0		0-0-0		NEUTRAL		0-0-0		0-0-0		0-0-0							
RPI S	Opponent	Score		RPI S	Opponent	Score		RPI S	Opponent	Score		RPI S	Opponent	Score					
3 A	Miami (FL)	1	4	31 A	Fla. Atlantic	8	9	56 A	Michigan St.	4	5	101 H	Indiana	3	2				
3 A	Miami (FL)	0	2	31 A	Fla. Atlantic	5	4	56 A	Michigan St.	5	6	101 H	Indiana	7	1				
3 A	Miami (FL)	1	8	31 A	Fla. Atlantic	2	3	56 A	Michigan St.	2	5	101 H	Indiana	2	9				
24 A	Michigan	1	14	46 H	Nebraska	3	2	61 A	Old Dominion	5	2	112 A	FGCU	9	2				
24 A	Michigan	1	13	46 H	Nebraska	4	8	61 A	Old Dominion	4	7	112 A	FGCU	6	9				
24 A	Michigan	5	12	46 H	Nebraska	1	8	61 A	Old Dominion	2	4	113 H	Penn St.	5	0				
								100 A	Ohio St.	7	4	113 H	Penn St.	6	4				
								100 A	Ohio St.	1	2	113 H	Penn St.	5	7				
								100 A	Ohio St.	3	11	140 A	Navy	2	3				
												143 A	Saint Joseph's	6	4				
												143 H	Saint Joseph's	11	1				
												151 A	Seton Hall	6	7				
												151 H	Seton Hall	3	2				
												157 A	Monmouth	2	12				
												157 H	Monmouth	20	4				
												196 H	Fordham	5	0				
												240 A	Rider	2	3				
												247 H	Villanova	6	4				
												265 N	NJIT	10	3				
												267 H	Lafayette	11	3				
												270 A	Wagner	8	0				
												276 A	George Mason	8	6				
												276 A	George Mason	11	5				
												276 A	George Mason	5	6				
												283 H	Iona	13	8				
												289 H	Delaware St.	12	8				
												291 H	Saint Peter's	10	1				
												291 H	Saint Peter's	10	1				

Non-Div. I Games:

Rutgers

46 H Nebraska	4	8
46 H Nebraska	3	2

R
u
t
g
e
r
s

R
u
t
g
e
r
s

162	A	Middle Tenn.	11	1
95	A	West Virginia	8	9

RPI	S	Opponent	Score	
239	H	Brown	2	0
239	H	Brown	14	0
244	H	Lehigh	4	2
244	H	Lehigh	12	6
244	H	Lehigh	6	4

M
a
r
s
h
a
l
l

M
a
r
s
h
a
l
l

Average RPI Win: 111		WON-LOST RECORD		WINNING PCT. RANK		LAST 15 GAMES		STRENGTH OF SCHEDULE		OPP. STRENGTH OF SCHEDULE		TEAM RPI		ADJ RPI		CONF. RPI		ADJ CONF. RPI	
DIV. I ONLY		23-19-0		.54762 109		5-10-0		75		20		81		.53464 81		3		3	
DIV. I NON-CONF.		12-7-0		.63158 70		1-1-0		150		9		78		.53755 78		3		3	
TOTALS		RPI 1-25		RPI 26-50		W-L RECORDS		RPI 51-100		RPI 101-150		RPI 150+							
23-19-0		2-4-0		3-3-0		OVERALL		6-6-0		5-3-0		7-3-0							
15-9-0		1-2-0		2-1-0		HOME		3-4-0		3-1-0		6-1-0							
8-10-0		1-2-0		1-2-0		AWAY		3-2-0		2-2-0		1-2-0							
0-0-0		0-0-0		0-0-0		NEUTRAL		0-0-0		0-0-0		0-0-0							
12-7-0		1-2-0		2-1-0		NON-CONFERENCE		1-0-0		3-2-0		5-2-0							
9-3-0		1-2-0		2-1-0		HOME		1-0-0		1-0-0		4-0-0							
3-4-0		0-0-0		0-0-		AWAY		0-0-0		2-2-0		1-2-0							
0-0-0		0-0-0		0-0-0		NEUTRAL		0-0-0		0-0-0		0-0-0							
11-12-0		1-2-0		1-2-0		CONFERENCE		5-6-0		2-1-0		2-1-0							
6-6-0		0-0-0		0-0-0		HOME		2-4-0		2-1-0		2-1-0							
5-6-0		1-2-0		1-2-0		AWAY		3-2-0		0-0-0		0-0-0							
0-0-0		0-0-0		0-0-0		NEUTRAL		0-0-0		0-0-0		0-0-0							
RPI	S	Opponent		Score		RPI	S	Opponent		Score		RPI	S	Opponent		Score			
10	H	Vanderbilt		4	1	41	H	Cal St. Fullerton		2	0	51	A	California		2	5		
10	H	Vanderbilt		1	4	41	H	Cal St. Fullerton		2	1	51	A	California		8	6		
10	H	Vanderbilt		2	5	41	H	Cal St. Fullerton		3	4	51	H	California		5	1		
23	A	Arizona		1	4	42	A	Oregon St.		2	3	51	H	California		1	4		
23	A	Arizona		1	4	42	A	Oregon St.		6	0	51	H	California		6	4		
23	A	Arizona		6	5	42	A	Oregon St.		4	11	52	H	Arizona St.		2	3		
												52	H	Arizona St.		7	8		
												52	H	Arizona St.		6	9		
												55	H	St. Mary's (CA)		9	1		
												68	A	UCLA		4	1		
												68	A	UCLA		5	6		
												68	A	UCLA		8	2		
														192 H Washington St.		6	1		
														192 H Washington St.		5	0		
														192 H Washington St.		2	5		
														197 H Kansas		6	2		
														197 H Kansas		10	4		
														197 H Kansas		2	0		
														212 A San Jose St.		9	10		
														212 H San Jose St.		10	0		
														214 A UC Davis		5	2		
LAST 15 GAMES																			

Non-Div. I Games:

Stanford

42 A Oregon St.	6	0
42 A Oregon St.	2	3

S
t
a
n
f
o
r
d

S
t
a
n
f
o
r
d

Average RPI Win: 139		WON-LOST	WINNING	LAST 15	STRENGTH OF		OPP. STRENGTH	TEAM	ADJ		CONF.	ADJ CONF.		
Average RPI Loss: 100		RECORD	PCT. RANK	GAMES	SCHEDULE		OF SCHEDULE	RPI	RPI		RPI	RPI		
DIV. I ONLY		24-22-0	.52174	133	8-7-0		98	78	82	.53408	82	8	8	
DIV. I NON-CONF.		16-13-0	.55172	114	2-1-0		145	139	83	.53675	83	6	6	
TOTALS		RPI 1-25	RPI 26-50		W-L RECORDS		RPI 51-100		RPI 101-150		RPI 150+			
24-22-0		1-8-0	3-1-0		OVERALL		4-3-0		6-4-0		10-6-0			
9-5-0		0-3-0	2-1-0		HOME		3-0-0		0-0-0		4-1-0			
11-17-0		1-5-0	1-0-0		AWAY		1-3-0		3-4-0		5-5-0			
4-0-0		0-0-0	0-0-0		NEUTRAL		0-0-0		3-0-0		1-0-0			
16-13-0		0-3-0	2-0-0		NON-CONFERENCE		1-3-0		5-2-0		8-5-0			
5-1-0		0-0-0	1-0-0		HOME		0-0-0		0-0-0		4-1-0			
7-12-0		0-3-0	1-0-		AWAY		1-3-0		2-2-0		3-4-0			
4-0-0		0-0-0	0-0-0		NEUTRAL		0-0-0		3-0-0		1-0-0			
8-9-0		1-5-0	1-1-0		CONFERENCE		3-0-0		1-2-0		2-1-0			
4-4-0		0-3-0	1-1-0		HOME		3-0-0		0-0-0		0-0-0			
4-5-0		1-2-0	0-0-0		AWAY		0-0-0		1-2-0		2-1-0			
0-0-0		0-0-0	0-0-0		NEUTRAL		0-0-0		0-0-0		0-0-0			
RPI	S	Opponent	Score		RPI	S	Opponent	Score		RPI	S	Opponent	Score	
20	A	UC Santa Barbara	3	5	26	H	Tulane	9	4	62	A	Hartford	3	4
20	A	UC Santa Barbara	6	9	26	H	Tulane	5	14	83	A	Austin Peay	19	4
20	A	UC Santa Barbara	2	6	33	H	Bryant	6	3	87	A	CSUN	1	2
25	A	East Carolina	1	2	44	A	Boston College	9	4	87	A	CSUN	4	12
25	A	East Carolina	5	1						92	H	Houston	9	2
25	A	East Carolina	2	3						92	H	Houston	3	2
25	H	East Carolina	3	4						92	H	Houston	4	1
25	H	East Carolina	9	11										
25	H	East Carolina	2	3										
					LAST 15 GAMES									
					25	H	East Carolina	2	3	25	A	East Carolina	2	3
					25	H	East Carolina	9	11	25	A	East Carolina	5	1
					25	H	East Carolina	3	4	25	A	East Carolina	1	2
					224	A	Memphis	2	3					
					224	A	Memphis	11	9					
										224	A	Memphis	11	9
										224	A	Memphis	10	1
										224	A	Memphis	2	3
										238	A	UMass Lowell	4	2
										263	A	Massachusetts	5	9
										293	N	Alcorn	25	3

Non-Div. I Games:

UConn

224	A	Memphis	10	1
176	A	Holy Cross	5	1

U
C
o
n
n

U
C
o
n
n

Average RPI Win:	189	WON-LOST RECORD	WINNING PCT. RANK	LAST 15 GAMES	STRENGTH OF SCHEDULE	OPP. STRENGTH OF SCHEDULE	TEAM RPI	ADJ RPI	CONF. RPI	ADJ CONF. RPI								
DIV. I ONLY		28-17-0	.62222	67	10-5-0	122	216	83	.53384	83	21	21						
DIV. I NON-CONF.		10-8-0	.55556	112	2-1-0	72	197	95	.5299	95	23	23						
<hr/>																		
TOTALS	RPI 1-25	RPI 26-50		W-L RECORDS		RPI 51-100		RPI 101-150		RPI 150+								
28-17-0	0-1-0	0-1-0		OVERALL		3-5-0		6-6-0		19-4-0								
19-5-0	0-0-0	0-0-0		HOME		2-2-0		3-2-0		14-1-0								
9-12-0	0-1-0	0-1-0		AWAY		1-3-0		3-4-0		5-3-0								
0-0-0	0-0-0	0-0-0		NEUTRAL		0-0-0		0-0-0		0-0-0								
10-8-0	0-1-0	0-1-0		NON-CONFERENCE		1-1-0		5-4-0		4-1-0								
6-3-0	0-0-0	0-0-0		HOME		0-1-0		3-2-0		3-0-0								
4-5-0	0-1-0	0-0-		AWAY		1-0-0		2-2-0		1-1-0								
0-0-0	0-0-0	0-0-0		NEUTRAL		0-0-0		0-0-0		0-0-0								
18-9-0	0-0-0	0-0-0		CONFERENCE		2-4-0		1-2-0		15-3-0								
13-2-0	0-0-0	0-0-0		HOME		2-1-0		0-0-0		11-1-0								
5-7-0	0-0-0	0-0-0		AWAY		0-3-0		1-2-0		4-2-0								
0-0-0	0-0-0	0-0-0		NEUTRAL		0-0-0		0-0-0		0-0-0								
RPI	S	Opponent	Score		RPI	S	Opponent	Score		RPI	S	Opponent	Score					
10	A	Vanderbilt	5	8	45	A	Kentucky	2	3	58	H	Southeast Mo. St.	6	1				
										102	A	Mercer	12	13				
										58	H	Southeast Mo. St.	8	6				
										102	A	Mercer	10	7				
										58	H	Southeast Mo. St.	3	7				
										102	A	Mercer	4	14				
										82	H	UConn	16	10				
										114	A	Southern Ill.	13	6				
										84	A	Jacksonville St.	4	11				
										131	H	Missouri St.	6	7				
										84	A	Jacksonville St.	1	6				
										133	A	Morehead St.	1	11				
										84	A	Jacksonville St.	12	25				
										133	A	Morehead St.	6	2				
										94	A	Western Ky.	16	2				
										133	A	Morehead St.	7	9				
										147	H	Bradley	7	1				
										147	H	Bradley	8	4				
										147	H	Bradley	5	6				
										162	A	Middle Tenn.	4	3				
										199	H	Eastern Ky.	10	1				
										199	H	Eastern Ky.	14	4				
										199	H	Eastern Ky.	6	3				
										201	A	Belmont	6	5				
										201	A	Belmont	0	15				
										201	A	Belmont	9	4				
										203	A	Tennessee Tech	3	14				
										203	A	Tennessee Tech	10	2				
										203	A	Tennessee Tech	6	2				
										205	H	Murray St.	16	11				
										205	H	Murray St.	10	4				
										205	H	Murray St.	11	8				
										210	H	Lipscomb	14	1				
										223	H	Northern Ill.						
<hr/>																		
LAST 15 GAMES																		
				266	H	UT Martin	6	5	199	H	Eastern Ky.	14	4	205	H	Murray St.	6	2
				266	H	UT Martin	7	9	199	H	Eastern Ky.	4	3	205	H	Murray St.	16	11
				266	H	UT Martin	8	3	199	H	Eastern Ky.	10	1	205	H	Murray St.	10	4
				133	A	Morehead St.	6	2						210	H	Lipscomb	11	8
				133	A	Morehead St.	6	7						223	H	Northern Ill.	14	1

Non-Div. I Games:

Austin Peay

133	A	Morehead St.	1	11
10	A	Vanderbilt	5	8

RPI	S	Opponent	Score	
224	A	Memphis	9	7
266	H	UT Martin	6	5
266	H	UT Martin	7	9
266	H	UT Martin	8	3
275	H	Eastern Ill.	5	3
275	H	Eastern Ill.	6	3
275	H	Eastern Ill.	13	6
293	H	Alcorn	12	0

Average RPI Win:	167	WON-LOST	WINNING	LAST 15	STRENGTH OF	OPP. STRENGTH	TEAM	ADJ	CONF.	ADJ CONF.	
Average RPI Loss:	135	RECORD	PCT. RANK	GAMES	SCHEDULE	OF SCHEDULE	RPI	RPI	RPI	RPI	
DIV. I ONLY	29-19-0	.60417	75	6-9-0	111	178	84	.53199	84	21	21
DIV. I NON-CONF.	12-12-0	.5	145	1-3-0	39	121	102	.52578	102	23	23
<hr/>											
TOTALS	RPI 1-25	RPI 26-50		W-L RECORDS		RPI 51-100		RPI 101-150		RPI 150+	
29-19-0	0-0-0	0-2-0		OVERALL		9-3-0		4-5-0		16-9-0	
16-9-0	0-0-0	0-0-0		HOME		8-3-0		3-2-0		5-4-0	
13-10-0	0-0-0	0-2-0		AWAY		1-0-0		1-3-0		11-5-0	
0-0-0	0-0-0	0-0-0		NEUTRAL		0-0-0		0-0-0		0-0-0	
<hr/>											
12-12-0	0-0-0	0-2-0		NON-CONFERENCE		5-1-0		4-5-0		3-4-0	
9-4-0	0-0-0	0-0-0		HOME		4-1-0		3-2-0		2-1-0	
3-8-0	0-0-0	0-0-		AWAY		1-0-0		1-3-0		1-3-0	
0-0-0	0-0-0	0-0-0		NEUTRAL		0-0-0		0-0-0		0-0-0	
<hr/>											
17-7-0	0-0-0	0-0-0		CONFERENCE		4-2-0		0-0-0		13-5-0	
7-5-0	0-0-0	0-0-0		HOME		4-2-0		0-0-0		3-3-0	
10-2-0	0-0-0	0-0-0		AWAY		0-0-0		0-0-0		10-2-0	
0-0-0	0-0-0	0-0-0		NEUTRAL		0-0-0		0-0-0		0-0-0	
<hr/>											
RPI S	Opponent	Score	RPI S	Opponent	Score	RPI S	Opponent	Score	RPI S	Opponent	Score
			39 A	South Ala.	7 8	58 H	Southeast Mo. St.	6 13	114 A	Southern Ill.	2 3
			39 A	South Ala.	2 4	58 H	Southeast Mo. St.	6 2	114 A	Southern Ill.	3 13
						58 H	Southeast Mo. St.	2 11	114 A	Southern Ill.	9 5
						74 H	Oral Roberts	8 3	119 A	Samford	7 10
						83 H	Austin Peay	6 1	119 H	Samford	6 7
						83 H	Austin Peay	25 12	122 H	UAB	11 10
						83 H	Austin Peay	8 5	138 H	Valparaiso	4 14
						85 A	Troy	8 7	138 H	Valparaiso	9 3
						85 H	Troy	0 10	138 H	Valparaiso	11 10
						94 H	Western Ky.	5 4	158 A	Alabama St.	1 4
						94 H	Western Ky.	8 7	158 H	Alabama St.	7 1
						94 H	Western Ky.	9 7	158 H	Alabama St.	5 8
									178 A	Kennesaw St.	9 11
									178 A	Kennesaw St.	2 3
									178 A	Kennesaw St.	10 5
									178 H	Kennesaw St.	10 2
									199 H	Eastern Ky.	13 19
									199 H	Eastern Ky.	5 7
									199 H	Eastern Ky.	9 3
									201 A	Belmont	7 9
									201 A	Belmont	4 2
									201 A	Belmont	26 11
									203 A	Tennessee Tech	9 3
									203 A	Tennessee Tech	6 7
									203 A	Tennessee Tech	15 14
									205 H	Murray St.	5 6
									205 H	Murray St.	11 4
<hr/>											
LAST 15 GAMES											
			199 H	Eastern Ky.	5 7	201 A	Belmont	4 2	203 A	Tennessee Tech	9 3
			199 H	Eastern Ky.	9 3	158 A	Alabama St.	1 4	203 A	Tennessee Tech	6 7
			199 H	Eastern Ky.	13 19	58 H	Southeast Mo. St.	2 11	203 A	Tennessee Tech	15 14
			39 A	South Ala.	7 8				205 H	Murray St.	5 6
			39 A	South Ala.	2 4				205 H	Murray St.	11 4

Non-Div. I Games:

Jacksonville St.

201 A Belmont	7	9
201 A Belmont	26	11

RPI	S	Opponent	Score	
205	H	Murray St.	22	7
271	A	SIUE	9	7
271	A	SIUE	9	6
271	A	SIUE	13	4
275	A	Eastern Ill.	4	3
275	A	Eastern Ill.	10	3
275	A	Eastern Ill.	6	4

Jacksonville St.

J
a
c
k
s
o
n
v
i
l
l
e
s
t
.

J
a
c
k
s
o
n
v
i
l
l
e
s
t
.

Average RPI Win:		146	WON-LOST RECORD		WINNING PCT. RANK		LAST 15 GAMES		STRENGTH OF SCHEDULE		OPP. STRENGTH OF SCHEDULE		TEAM RPI		ADJ RPI		CONF. RPI		ADJ CONF. RPI		
DIV. I ONLY			27-21-0		.5625 100		7-8-0		88		81		85		.53051 85		9		9		
DIV. I NON-CONF.			15-9-0		.625 72		1-2-0		30		111		48		.55821 48		11		11		
TOTALS		RPI 1-25		RPI 26-50		W-L RECORDS		RPI 51-100		RPI 101-150		RPI 150+									
27-21-0		1-3-0		2-1-0		OVERALL		6-8-0		6-8-0		12-1-0									
16-9-0		1-2-0		0-0-0		HOME		3-5-0		3-2-0		9-0-0									
10-10-0		0-0-0		2-1-0		AWAY		3-2-0		2-6-0		3-1-0									
1-2-0		0-1-0		0-0-0		NEUTRAL		0-1-0		1-0-0		0-0-0									
15-9-0		0-1-0		2-1-0		NON-CONFERENCE		3-5-0		3-2-0		7-0-0									
10-3-0		0-0-0		0-0-0		HOME		2-3-0		2-0-0		6-0-0									
4-4-0		0-0-0		2-0-		AWAY		1-1-0		0-2-0		1-0-0									
1-2-0		0-1-0		0-0-0		NEUTRAL		0-1-0		1-0-0		0-0-0									
12-12-0		1-2-0		0-0-0		CONFERENCE		3-3-0		3-6-0		5-1-0									
6-6-0		1-2-0		0-0-0		HOME		1-2-0		1-2-0		3-0-0									
6-6-0		0-0-0		0-0-0		AWAY		2-1-0		2-4-0		2-1-0									
0-0-0		0-0-0		0-0-0		NEUTRAL		0-0-0		0-0-0		0-0-0									
RPI S	Opponent		Score		RPI S	Opponent		Score		RPI S	Opponent		Score		RPI S	Opponent		Score		T r o y	
18 N	Southern Miss.		2	6	36 A	Southeastern La.		3	2	56 N	Michigan St.		0	3	115 A	Little Rock		9	10		
21 H	La.-Lafayette		4	1	36 A	Southeastern La.		2	7	60 A	Alabama		3	5	115 A	Little Rock		3	4		
21 H	La.-Lafayette		3	8	36 A	Southeastern La.		5	1	60 H	Alabama		1	2	115 A	Little Rock		8	11		
21 H	La.-Lafayette		2	4						70 H	New Orleans		6	10	118 N	Auburn		4	3		
										70 H	New Orleans		9	4	119 A	Samford		6	20		
										70 H	New Orleans		9	6	119 H	Samford		5	3		
										84 A	Jacksonville St.		10	0	122 A	UAB		0	7		
										84 H	Jacksonville St.		7	8	122 H	UAB		2	1		
										88 H	UT Arlington		2	4	139 H	La.-Monroe		2	6		
										88 H	UT Arlington		5	2	139 H	La.-Monroe		3	4		
										88 H	UT Arlington		5	18	139 H	La.-Monroe		5	3		
										93 A	Ga. Southern		8	4	142 A	Arkansas St.		8	1		
										93 A	Ga. Southern		0	7	142 A	Arkansas St.		3	4		
										93 A	Ga. Southern		2	1	142 A	Arkansas St.		11	1		
															158 A	Alabama St.		3	1		
															158 H	Alabama St.		8	0		
															161 A	Texas St.		5	3		
															161 A	Texas St.		1	4		
															161 A	Texas St.		12	8		
															234 H	Northern Ky.		5	0		
															234 H	Northern Ky.		4	2		
															234 H	Northern Ky.		6	1		
															234 H	Northern Ky.		10	3		
															237 H	Appalachian St.		4	3		
															237 H	Appalachian St.		9	7		
															237 H	Appalachian St.		3	2		
															297 H	Alabama A&M		8	0		
LAST 15 GAMES																					
					139 H	La.-Monroe		3	4	88 H	UT Arlington		2	4	234 H	Northern Ky.		10	3		
					139 H	La.-Monroe		2	6	88 H	UT Arlington		5	18	237 H	Appalachian St.		4	3		
					139 H	La.-Monroe		5	3	88 H	UT Arlington		5	2	237 H	Appalachian St.		9	7		
					158 A	Alabama St.		3	1						237 H	Appalachian St.		3	2		
					161 A	Texas St.		1	4						297 H	Alabama A&M		8	0		

Non-Div. I Games:

Troy

Troy

Through Games Of May 9, 2016

Troy

161 A Texas St.	5	3
161 A Texas St.	12	8

T
r
o
y

T
r
o
y

Average RPI Win: 165		WON-LOST RECORD		WINNING PCT. RANK		LAST 15 GAMES		STRENGTH OF SCHEDULE		OPP. STRENGTH OF SCHEDULE		TEAM RPI		ADJ RPI		CONF. RPI		ADJ CONF. RPI		
Average RPI Loss: 40																				
DIV. I ONLY		26-22-0		.54167 116		5-10-0		60		30		86		.53029 86		2		2		
DIV. I NON-CONF.		19-5-0		.79167 16		2-1-0		273		186		108		.52238 108		2		2		
TOTALS		RPI 1-25		RPI 26-50		W-L RECORDS		RPI 51-100		RPI 101-150		RPI 150+								
26-22-0		3-14-0		4-3-0		OVERALL		2-3-0		4-1-0		13-1-0								
20-10-0		1-5-0		2-1-0		HOME		1-3-0		4-0-0		12-1-0								
3-12-0		0-9-0		2-2-0		AWAY		0-0-0		0-1-0		1-0-0								
3-0-0		2-0-0		0-0-0		NEUTRAL		1-0-0		0-0-0		0-0-0								
19-5-0		2-0-0		2-2-0		NON-CONFERENCE		1-1-0		1-1-0		13-1-0								
15-3-0		0-0-0		2-1-0		HOME		0-1-0		1-0-0		12-1-0								
1-2-0		0-0-0		0-0-		AWAY		0-0-0		0-1-0		1-0-0								
3-0-0		2-0-0		0-0-0		NEUTRAL		1-0-0		0-0-0		0-0-0								
7-17-0		1-14-0		2-1-0		CONFERENCE		1-2-0		3-0-0		0-0-0								
5-7-0		1-5-0		0-0-0		HOME		1-2-0		3-0-0		0-0-0								
2-10-0		0-9-0		2-1-0		AWAY		0-0-0		0-0-0		0-0-0								
0-0-0		0-0-0		0-0-0		NEUTRAL		0-0-0		0-0-0		0-0-0								
RPI	S	Opponent		Score		RPI	S	Opponent		Score		RPI	S	Opponent		Score				
1	H	Florida		2	8	27	A	Oklahoma St.		4	5	69	H	Louisiana Tech		2	3	118	H Auburn	3 2
1	H	Florida		2	9	27	H	Oklahoma St.		7	6	92	N	Houston		12	3	118	H Auburn	14 7
1	H	Florida		8	12	32	H	Creighton		6	2	97	H	Missouri		5	8	118	H Auburn	3 1
4	H	Texas A&M		9	5	45	A	Kentucky		1	0	97	H	Missouri		1	10	131	A Missouri St.	6 14
4	H	Texas A&M		2	6	45	A	Kentucky		4	5	97	H	Missouri		7	6	139	H La.-Monroe	3 1
4	H	Texas A&M		8	11	45	A	Kentucky		2	0							224	A Memphis	12 4
5	A	South Carolina		2	6	47	H	Gonzaga		10	15							242	H Central Mich.	9 4
5	A	South Carolina		6	10													242	H Central Mich.	6 1
5	A	South Carolina		6	8													242	H Central Mich.	4 3
7	A	Ole Miss		7	8													257	H Western Ill.	3 0
7	A	Ole Miss		9	14													257	H Western Ill.	9 3
7	A	Ole Miss		3	7													257	H Western Ill.	3 2
11	N	Texas Tech		10	6													273	H Grambling	14 4
17	A	LSU		4	5													273	H Grambling	3 2
17	A	LSU		9	10													275	H Eastern Ill.	5 2
17	A	LSU		1	7													275	H Eastern Ill.	8 10
22	N	Rice		5	2													275	H Eastern Ill.	3 2
																		300	H Mississippi Val.	21 4
																		300	H Mississippi Val.	20 0
LAST 15 GAMES																				
						17	A	LSU		1	7	27	H	Oklahoma St.		7	6			
						17	A	LSU		9	10	45	A	Kentucky		2	0			
						17	A	LSU		4	5	45	A	Kentucky		4	5			
						131	A	Missouri St.		6	14									
						4	H	Texas A&M		2	6									

Non-Div. I Games:

Arkansas

4	H	Texas	A&M	9	5
4	H	Texas	A&M	8	11

A
r
k
a
n
s
a
s

A
r
k
a
n
s
a
s

CSUN

Average RPI Win: 162
Average RPI Loss: 124

WON-LOST
RECORD

WINNING
PCT. RANK

LAST 15
GAMES

STRENGTH OF
SCHEDULE

OPP. STRENGTH
OF SCHEDULE

TEAM
RPI

ADJ
RPI

CONF.
RPI

ADJ CONF.
RPI

DIV. I ONLY
DIV. I NON-CONF.

28-16-0
21-5-0

.63636
.80769

57
14

7-8-0
0-0-0

177
276

103
153

87
82

.52913
.53678

87
82

7
9

7
9

TOTALS

RPI 1-25

RPI 26-50

W-L RECORDS

RPI 51-100

RPI 101-150

RPI 150+

28-16-0
18-6-0
10-10-0
0-0-0

0-3-0
0-0-0
0-3-0
0-0-0

1-5-0
1-2-0
0-3-0
0-0-0

OVERALL
HOME
AWAY
NEUTRAL

8-0-0
6-0-0
2-0-0
0-0-0

2-0-0
2-0-0
0-0-0
0-0-0

17-8-0
9-4-0
8-4-0
0-0-0

21-5-0
12-3-0
9-2-0
0-0-0

0-0-0
0-0-0
0-0-0
0-0-0

0-0-0
0-0-0
0-0-
0-0-0

NON-CONFERENCE
HOME
AWAY
NEUTRAL

5-0-0
3-0-0
2-0-0
0-0-0

2-0-0
2-0-0
0-0-0
0-0-0

14-5-0
7-3-0
7-2-0
0-0-0

7-11-0
6-3-0
1-8-0
0-0-0

0-3-0
0-0-0
0-3-0
0-0-0

1-5-0
1-2-0
0-3-0
0-0-0

CONFERENCE
HOME
AWAY
NEUTRAL

3-0-0
3-0-0
0-0-0
0-0-0

0-0-0
0-0-0
0-0-0
0-0-0

3-3-0
2-1-0
1-2-0
0-0-0

RPI S Opponent Score

RPI S Opponent Score

RPI S Opponent Score

RPI S Opponent Score

20 A UC Santa Barbara 0 1

20 A UC Santa Barbara 2 8

20 A UC Santa Barbara 4 5

41 A Cal St. Fullerton 4 7

41 A Cal St. Fullerton 1 2

41 A Cal St. Fullerton 5 8

48 H Long Beach St. 0 12

48 H Long Beach St. 3 6

48 H Long Beach St. 4 2

68 A UCLA 4 1

68 H UCLA 20 12

82 H UConn 2 1

82 H UConn 12 4

90 H Cal Poly 7 2

90 H Cal Poly 5 3

90 H Cal Poly 2 1

96 A Pepperdine 3 0

120 H William & Mary 11 7

120 H William & Mary 11 3

167 A UC Riverside 7 2

167 A UC Riverside 4 6

167 A UC Riverside 0 6

177 H Houston Baptist 2 0

177 H Houston Baptist 7 2

177 H Houston Baptist 7 1

177 H Houston Baptist 6 3

182 H Hawaii 5 6

182 H Hawaii 2 1

182 H Hawaii 9 3

206 A George Washington 4 2

206 A George Washington 9 3

206 A George Washington 6 5

209 A Portland 5 6

209 A Portland 3 7

209 A Portland 2 1

209 A Portland 2 1

256 A CSU Bakersfield 7 5

256 H CSU Bakersfield 3 5

256 H CSU Bakersfield 5 8

258 H Northern Colo. 2 3

258 H Northern Colo. 5 3

258 H Northern Colo. 6 0

258 H Northern Colo. 4 2

276 A George Mason 1 0

LAST 15 GAMES

LAST 15 GAMES

LAST 15 GAMES

LAST 15 GAMES

90 H Cal Poly 2 1

90 H Cal Poly 5 3

90 H Cal Poly 7 2

167 A UC Riverside 0 6

167 A UC Riverside 7 2

182 H Hawaii 5 6

182 H Hawaii 2 1

20 A UC Santa Barbara 2 8

258 H Northern Colo. 2 3

258 H Northern Colo. 5 3

258 H Northern Colo. 6 0

258 H Northern Colo. 4 2

276 A George Mason 1 0

CSUN

Non-Div. I Games:

CSUN

167 A UC Riverside	4	6
182 H Hawaii	9	3

C
S
U
N

C
S
U
N

Average RPI Win:		145	WON-LOST RECORD		WINNING PCT. RANK	LAST 15 GAMES		STRENGTH OF SCHEDULE		OPP. STRENGTH OF SCHEDULE	TEAM RPI	ADJ RPI	CONF. RPI	ADJ CONF. RPI			
Average RPI Loss:		75															
DIV. I ONLY			25-24-0		.5102	149	6-9-0		55	69	88	.52684	88	9	9		
DIV. I NON-CONF.			14-11-0		.56	111	0-3-0		46	61	85	.53525	85	11	11		
TOTALS		RPI 1-25		RPI 26-50		W-L RECORDS		RPI 51-100		RPI 101-150		RPI 150+					
25-24-0		2-6-0		1-6-0		OVERALL		4-5-0		9-5-0		9-2-0					
15-13-0		1-4-0		1-2-0		HOME		1-2-0		5-4-0		7-1-0					
10-11-0		1-2-0		0-4-0		AWAY		3-3-0		4-1-0		2-1-0					
0-0-0		0-0-0		0-0-0		NEUTRAL		0-0-0		0-0-0		0-0-0					
14-11-0		1-4-0		1-3-0		NON-CONFERENCE		1-2-0		4-1-0		7-1-0					
10-6-0		0-2-0		1-2-0		HOME		0-0-0		2-1-0		7-1-0					
4-5-0		1-2-0		0-0-		AWAY		1-2-0		2-0-0		0-0-0					
0-0-0		0-0-0		0-0-0		NEUTRAL		0-0-0		0-0-0		0-0-0					
11-13-0		1-2-0		0-3-0		CONFERENCE		3-3-0		5-4-0		2-1-0					
5-7-0		1-2-0		0-0-0		HOME		1-2-0		3-3-0		0-0-0					
6-6-0		0-0-0		0-3-0		AWAY		2-1-0		2-1-0		2-1-0					
0-0-0		0-0-0		0-0-0		NEUTRAL		0-0-0		0-0-0		0-0-0					
RPI	S	Opponent		Score		RPI	S	Opponent		Score		RPI	S	Opponent		Score	
4	A	Texas A&M		3	7	27	H	Oklahoma St.		3	5	69	A	Louisiana Tech		5	4
11	H	Texas Tech		4	6	27	H	Oklahoma St.		3	2	69	A	Louisiana Tech		3	8
19	A	TCU		1	5	37	A	Dallas Baptist		2	13	69	A	Louisiana Tech		8	12
19	A	TCU		4	3	37	H	Dallas Baptist		3	7	85	A	Troy		18	5
19	H	TCU		4	17	39	A	South Ala.		4	6	85	A	Troy		2	5
21	H	La.-Lafayette		4	1	39	A	South Ala.		3	4	85	A	Troy		4	2
21	H	La.-Lafayette		4	6	39	A	South Ala.		3	4	93	H	Ga. Southern		0	6
21	H	La.-Lafayette		6	19							93	H	Ga. Southern		4	0
												93	H	Ga. Southern		6	10

Non-Div. I Games:

UT Arlington

21	H	La.-Lafayette	4	6
21	H	La.-Lafayette	4	1

U
T
A
r
l
i
n
g
t
o
n

U
T
A
r
l
i
n
g
t
o
n

Average RPI Win:	202	WON-LOST RECORD	WINNING PCT. RANK	LAST 15 GAMES	STRENGTH OF SCHEDULE	OPP. STRENGTH OF SCHEDULE	TEAM RPI	ADJ RPI	CONF. RPI	ADJ CONF. RPI			
Average RPI Loss:	144												
DIV. I ONLY		22-18-0	.55	108	10-5-0	124	250	89	.52678	89	25	25	
DIV. I NON-CONF.		9-11-0	.45	180	2-0-0	5	219	39	.56338	39	21	21	
<hr/>													
TOTALS	RPI 1-25	RPI 26-50		W-L RECORDS		RPI 51-100		RPI 101-150		RPI 150+			
22-18-0	0-3-0	0-0-0		OVERALL		0-2-0		2-3-0		20-10-0			
9-3-0	0-0-0	0-0-0		HOME		0-0-0		0-0-0		9-3-0			
12-14-0	0-3-0	0-0-0		AWAY		0-2-0		1-3-0		11-6-0			
1-1-0	0-0-0	0-0-0		NEUTRAL		0-0-0		1-0-0		0-1-0			
9-11-0	0-3-0	0-0-0		NON-CONFERENCE		0-2-0		2-3-0		7-3-0			
1-1-0	0-0-0	0-0-0		HOME		0-0-0		0-0-0		1-1-0			
7-9-0	0-3-0	0-0-		AWAY		0-2-0		1-3-0		6-1-0			
1-1-0	0-0-0	0-0-0		NEUTRAL		0-0-0		1-0-0		0-1-0			
13-7-0	0-0-0	0-0-0		CONFERENCE		0-0-0		0-0-0		13-7-0			
8-2-0	0-0-0	0-0-0		HOME		0-0-0		0-0-0		8-2-0			
5-5-0	0-0-0	0-0-0		AWAY		0-0-0		0-0-0		5-5-0			
0-0-0	0-0-0	0-0-0		NEUTRAL		0-0-0		0-0-0		0-0-0			
RPI S	Opponent	Score		RPI S	Opponent	Score		RPI S	Opponent	Score			
2 A	Louisville	2	4			61 A	Old Dominion	4	10	113 N	Penn St.	6	2
2 A	Louisville	0	11			61 A	Old Dominion	6	7	140 A	Navy	0	1
2 A	Louisville	1	9							140 A	Navy	0	1
										140 A	Navy	0	7
										140 A	Navy	4	1
										151 H	Seton Hall	7	4
										152 A	St. John's (NY)	9	4
										154 A	Georgetown	7	3
										154 A	Georgetown	8	4
										154 A	Georgetown	3	4
										154 A	Georgetown	4	0
										157 H	Monmouth	3	7
										188 A	Richmond	5	3
										189 A	Columbia	6	2
										189 A	Columbia	4	5
										189 A	Columbia	4	8
										189 A	Columbia	7	8
										208 A	Yale	3	6
										208 A	Yale	1	6
										220 H	Dartmouth	9	8
										220 H	Dartmouth	2	1
										230 H	Harvard	14	5
										230 H	Harvard	4	1
										231 H	Penn	7	2
										231 H	Penn	2	5
										231 H	Penn	5	1
										231 H	Penn	3	1
				LAST 15 GAMES									
				246 H	Cornell	3	4	189 A	Columbia	6	2		
				246 H	Cornell	7	2	240 A	Rider	7	2		
				246 A	Cornell	4	3	231 H	Penn	5	1		
				246 A	Cornell	6	1						
				189 A	Columbia	4	5						

Non-Div. I Games:

Princeton

189	A	Columbia	7	8
189	A	Columbia	4	8

RPI	S	Opponent	Score	
239	A	Brown	11	9
239	A	Brown	25	7
240	A	Rider	7	2
246	A	Cornell	6	1
246	A	Cornell	4	3
246	H	Cornell	7	2
246	H	Cornell	3	4
281	N	NYIT	1	2

P
r
i
n
c
e
t
o
n

P
r
i
n
c
e
t
o
n

Average RPI Win: 139		WON-LOST RECORD		WINNING PCT. RANK		LAST 15 GAMES		STRENGTH OF SCHEDULE		OPP. STRENGTH OF SCHEDULE		TEAM RPI		ADJ RPI		CONF. RPI		ADJ CONF. RPI					
DIV. I ONLY		26-20-0		.56522 98		7-8-0		127		67		90		.5259 90		7 7							
DIV. I NON-CONF.		19-12-0		.6129 81		2-1-0		239		77		134		.50694 134		9 9							
TOTALS		RPI 1-25		RPI 26-50		W-L RECORDS		RPI 51-100		RPI 101-150		RPI 150+											
26-20-0		4-0-0		2-4-0		OVERALL		3-8-0		3-0-0		14-8-0											
19-6-0		4-0-0		2-1-0		HOME		3-3-0		3-0-0		7-2-0											
7-14-0		0-0-0		0-3-0		AWAY		0-5-0		0-0-0		7-6-0											
0-0-0		0-0-0		0-0-0		NEUTRAL		0-0-0		0-0-0		0-0-0											
19-12-0		1-0-0		0-0-0		NON-CONFERENCE		3-5-0		3-0-0		12-7-0											
14-5-0		1-0-0		0-0-0		HOME		3-3-0		3-0-0		7-2-0											
5-7-0		0-0-0		0-0-		AWAY		0-2-0		0-0-0		5-5-0											
0-0-0		0-0-0		0-0-0		NEUTRAL		0-0-0		0-0-0		0-0-0											
7-8-0		3-0-0		2-4-0		CONFERENCE		0-3-0		0-0-0		2-1-0											
5-1-0		3-0-0		2-1-0		HOME		0-0-0		0-0-0		0-0-0											
2-7-0		0-0-0		0-3-0		AWAY		0-3-0		0-0-0		2-1-0											
0-0-0		0-0-0		0-0-0		NEUTRAL		0-0-0		0-0-0		0-0-0											
RPI	S	Opponent		Score		RPI	S	Opponent		Score		RPI	S	Opponent		Score		RPI	S	Opponent		Score	
20	H	UC Santa Barbara		7 0		41	H	Cal St. Fullerton		1 2		51	A	California		4 5		150	H	San Francisco		2 1	
20	H	UC Santa Barbara		4 3		41	H	Cal St. Fullerton		1 0		51	H	California		1 7		150	H	San Francisco		7 6	
20	H	UC Santa Barbara		10 5		41	H	Cal St. Fullerton		6 3		67	H	Fresno St.		7 1		150	H	San Francisco		10 5	
24	H	Michigan		5 1		48	A	Long Beach St.		3 14		68	H	UCLA		0 19		160	A	Sacramento St.		2 3	
						48	A	Long Beach St.		0 2		68	H	UCLA		6 7		160	A	Sacramento St.		6 4	
						48	A	Long Beach St.		1 4		68	H	UCLA		6 2		160	A	Sacramento St.		4 0	
												87	A	CSUN		1 2		174	A	Wichita St.		7 2	
												87	A	CSUN		3 5		174	A	Wichita St.		0 6	
												87	A	CSUN		2 7		174	A	Wichita St.		7 6	
												96	A	Pepperdine		4 12		180	A	Santa Clara		1 10	
												96	H	Pepperdine		6 5		180	H	Santa Clara		6 2	
																		182	A	Hawaii		5 2	
																		182	A	Hawaii		5 4	
																		182	A	Hawaii		3 6	
																		207	A	Grand Canyon		7 0	
																		207	A	Grand Canyon		3 16	
																		207	A	Grand Canyon		2 3	
																		212	H	San Jose St.		5 8	
																		212	H	San Jose St.		7 4	
																		212	H	San Jose St.		7 9	
																		221	H	Pacific		6 3	
																		221	H	Pacific		6 2	
																		221	H	Pacific		7 6	
																		221	H	Pacific		19 2	
																		256	H	CSU Bakersfield		8 4	
LAST 15 GAMES						51	A	California		4 5													
						87	A	CSUN		1 2		20	H	UC Santa Barbara		4 3							
						87	A	CSUN		3 5		20	H	UC Santa Barbara		10 5							
						87	A	CSUN		2 7													
						180	H	Santa Clara		6 2													
						48	A	Long Beach St.		1 4													

Non-Div. I Games:

Cal Poly

48 A Long Beach St.	0	2
48 A Long Beach St.	3	14

C
a
l
P
o
l
y

C
a
l
P
o
l
y

O
r
e
g
o
n

Oregon

192 H Washington St.	11	7
192 H Washington St.	8	0

O
r
e
g
o
n

O
r
e
g
o
n

Houston

Houston

Houston

26 A Tulane	4	10
26 A Tulane	10	6

H
o
u
s
t
o
n

H
o
u
s
t
o
n

Average RPI Win: 146		WON-LOST	WINNING	LAST 15	STRENGTH OF		OPP. STRENGTH	TEAM	ADJ	CONF.	ADJ CONF.
Average RPI Loss: 97		RECORD	PCT. RANK	GAMES	SCHEDULE		OF SCHEDULE	RPI	RPI	RPI	RPI
DIV. I ONLY		29-19-0	.60417	75	10-5-0		183	27	93	.52437	93
DIV. I NON-CONF.		15-6-0	.71429	42	3-0-0		265	2	96	.52954	96
TOTALS		RPI 1-25	RPI 26-50		W-L RECORDS		RPI 51-100		RPI 101-150		RPI 150+
29-19-0		1-4-0	3-3-0		OVERALL		5-3-0		7-4-0		13-5-0
13-12-0		1-3-0	0-0-0		HOME		2-2-0		2-2-0		8-5-0
16-7-0		0-1-0	3-3-0		AWAY		3-1-0		5-2-0		5-0-0
0-0-0		0-0-0	0-0-0		NEUTRAL		0-0-0		0-0-0		0-0-0
15-6-0		0-2-0	1-2-0		NON-CONFERENCE		2-0-0		2-0-0		10-2-0
10-3-0		0-1-0	0-0-0		HOME		1-0-0		1-0-0		8-2-0
5-3-0		0-1-0	1-0-		AWAY		1-0-0		1-0-0		2-0-0
0-0-0		0-0-0	0-0-0		NEUTRAL		0-0-0		0-0-0		0-0-0
14-13-0		1-2-0	2-1-0		CONFERENCE		3-3-0		5-4-0		3-3-0
3-9-0		1-2-0	0-0-0		HOME		1-2-0		1-2-0		0-3-0
11-4-0		0-0-0	2-1-0		AWAY		2-1-0		4-2-0		3-0-0
0-0-0		0-0-0	0-0-0		NEUTRAL		0-0-0		0-0-0		0-0-0
RPI S	Opponent	Score	RPI S	Opponent	Score	RPI S	Opponent	Score	RPI S	Opponent	Score
16 A	Georgia Tech	1 6	30 A	Georgia	1 4	54 A	Col. of Charleston	13 10	102 A	Mercer	11 10
16 H	Georgia Tech	5 6	30 A	Georgia	5 3	54 H	Col. of Charleston	10 6	102 H	Mercer	8 5
21 H	La.-Lafayette	3 2	30 A	Georgia	1 5	85 H	Troy	7 0	115 H	Little Rock	8 17
21 H	La.-Lafayette	9 13	39 A	South Ala.	4 3	85 H	Troy	1 2	115 H	Little Rock	2 3
21 H	La.-Lafayette	2 6	39 A	South Ala.	11 9	85 H	Troy	4 8	115 H	Little Rock	3 2
			39 A	South Ala.	0 10	88 A	UT Arlington	0 4	139 A	La.-Monroe	13 1
						88 A	UT Arlington	10 6	139 A	La.-Monroe	1 2
						88 A	UT Arlington	6 0	139 A	La.-Monroe	4 1
									142 A	Arkansas St.	9 7
									142 A	Arkansas St.	5 6
									142 A	Arkansas St.	8 3
									161 H	Texas St.	3 4
									161 H	Texas St.	3 4
									161 H	Texas St.	3 7
									178 A	Kennesaw St.	4 1
									178 H	Kennesaw St.	10 9
									194 H	Radford	1 2
									194 H	Radford	6 3
									194 H	Radford	3 2
									194 H	Radford	10 2
									224 H	Memphis	4 6
									224 H	Memphis	5 0
									224 H	Memphis	3 2
									236 A	The Citadel	7 5
									236 H	The Citadel	10 2
									237 A	Appalachian St.	13 3
									237 A	Appalachian St.	5 1
			LAST 15 GAMES								
			39 A	South Ala.	0 10	115 H	Little Rock	8 17			
			39 A	South Ala.	11 9	115 H	Little Rock	2 3			
			39 A	South Ala.	4 3	115 H	Little Rock	3 2			
			139 A	La.-Monroe	4 1						
			139 A	La.-Monroe	13 1						

Non-Div. I Games:

Ga. Southern

139	A	La.-Monroe	1	2
178	A	Kennesaw St.	4	1

RPI	S	Opponent	Score	
237	A	Appalachian St.	8	6
290	H	Savannah St.	16	1

Average RPI Win: 150		WON-LOST	WINNING	LAST 15	STRENGTH OF		OPP. STRENGTH	TEAM	ADJ	CONF.	ADJ CONF.
Average RPI Loss: 73		RECORD	PCT. RANK	GAMES	SCHEDULE		OF SCHEDULE	RPI	RPI	RPI	RPI
DIV. I ONLY		24-24-0	.5	151	6-9-0		80	39	94	.52434	94
DIV. I NON-CONF.		14-10-0	.58333	98	2-2-0		62	84	61	.54639	61
TOTALS		RPI 1-25	RPI 26-50		W-L RECORDS		RPI 51-100		RPI 101-150		RPI 150+
24-24-0		0-9-0	3-0-0		OVERALL		2-9-0		5-4-0		14-2-0
15-8-0		0-1-0	0-0-0		HOME		1-3-0		2-2-0		12-2-0
7-16-0		0-8-0	2-0-0		AWAY		1-6-0		2-2-0		2-0-0
2-0-0		0-0-0	1-0-0		NEUTRAL		0-0-0		1-0-0		0-0-0
14-10-0		0-3-0	3-0-0		NON-CONFERENCE		1-4-0		2-1-0		8-2-0
7-4-0		0-1-0	0-0-0		HOME		0-1-0		1-0-0		6-2-0
5-6-0		0-2-0	2-0-		AWAY		1-3-0		0-1-0		2-0-0
2-0-0		0-0-0	1-0-0		NEUTRAL		0-0-0		1-0-0		0-0-0
10-14-0		0-6-0	0-0-0		CONFERENCE		1-5-0		3-3-0		6-0-0
8-4-0		0-0-0	0-0-0		HOME		1-2-0		1-2-0		6-0-0
2-10-0		0-6-0	0-0-0		AWAY		0-3-0		2-1-0		0-0-0
0-0-0		0-0-0	0-0-0		NEUTRAL		0-0-0		0-0-0		0-0-0
RPI S	Opponent	Score	RPI S	Opponent	Score	RPI S	Opponent	Score	RPI S	Opponent	Score
2 A	Louisville	2 14	30 A	Georgia	8 7	61 A	Old Dominion	3 8	104 N	Cincinnati	5 2
2 H	Louisville	0 17	39 N	South Ala.	11 10	61 A	Old Dominion	8 12	122 A	UAB	6 5
10 A	Vanderbilt	1 6	45 A	Kentucky	14 6	61 A	Old Dominion	2 4	122 A	UAB	2 1
18 A	Southern Miss.	0 3				69 H	Louisiana Tech	6 3	122 A	UAB	0 2
18 A	Southern Miss.	5 12				69 H	Louisiana Tech	1 3	126 H	FIU	7 8
18 A	Southern Miss.	4 13				69 H	Louisiana Tech	9 12	126 H	FIU	3 2
22 A	Rice	2 5				71 A	Tennessee	6 0	126 H	FIU	7 8
22 A	Rice	3 9				83 H	Austin Peay	2 16	135 A	Evansville	2 6
22 A	Rice	2 3				84 A	Jacksonville St.	7 9	135 H	Evansville	6 5
						84 A	Jacksonville St.	7 8	162 H	Middle Tenn.	3 1
						84 A	Jacksonville St.	4 5	162 H	Middle Tenn.	10 4
									162 H	Middle Tenn.	2 1
									171 H	UTSA	8 5
									171 H	UTSA	14 10
									171 H	UTSA	7 5
									200 H	Albany (NY)	12 2
									200 H	Albany (NY)	4 7
									200 H	Albany (NY)	5 3
									201 A	Belmont	10 4
									201 H	Belmont	3 2
									210 A	Lipscomb	4 3
									210 H	Lipscomb	6 0
									252 H	Youngstown St.	11 1
									252 H	Youngstown St.	7 8
									252 H	Youngstown St.	5 3
LAST 15 GAMES			LAST 15 GAMES			LAST 15 GAMES			LAST 15 GAMES		
18 A	Southern Miss.	4 13	210 A	Lipscomb	4 3	18 A	Southern Miss.	0 3	171 H	UTSA	8 5
18 A	Southern Miss.	5 12	171 H	UTSA	14 10	18 A	Southern Miss.	1 6			
10 A	Vanderbilt	3 2				126 H	FIU				

Non-Div. I Games:

Western Ky.

126 H FIU	7	8
126 H FIU	7	8

W
e
s
t
e
r
n
K
y
.

W
e
s
t
e
r
n
K
y
.

Average RPI Win: 141		WON-LOST RECORD		WINNING PCT. RANK		LAST 15 GAMES		STRENGTH OF SCHEDULE		OPP. STRENGTH OF SCHEDULE		TEAM RPI		ADJ RPI		CONF. RPI		ADJ CONF. RPI					
Average RPI Loss: 113																							
DIV. I ONLY		27-19-0		.58696 86		10-5-0		149		41		95		.5242 95		4		4					
DIV. I NON-CONF.		16-10-0		.61538 79		3-0-0		222		48		120		.51573 120		5		5					
TOTALS		RPI 1-25		RPI 26-50		W-L RECORDS		RPI 51-100		RPI 101-150		RPI 150+											
27-19-0		0-3-0		2-2-0		OVERALL		5-3-0		10-6-0		10-5-0											
16-10-0		0-0-0		2-2-0		HOME		3-1-0		7-5-0		4-2-0											
11-9-0		0-3-0		0-0-0		AWAY		2-2-0		3-1-0		6-3-0											
0-0-0		0-0-0		0-0-0		NEUTRAL		0-0-0		0-0-0		0-0-0											
16-10-0		0-0-0		0-1-0		NON-CONFERENCE		4-1-0		4-3-0		8-5-0											
8-6-0		0-0-0		0-1-0		HOME		3-1-0		1-2-0		4-2-0											
8-4-0		0-0-0		0-0-		AWAY		1-0-0		3-1-0		4-3-0											
0-0-0		0-0-0		0-0-0		NEUTRAL		0-0-0		0-0-0		0-0-0											
11-9-0		0-3-0		2-1-0		CONFERENCE		1-2-0		6-3-0		2-0-0											
8-4-0		0-0-0		2-1-0		HOME		0-0-0		6-3-0		0-0-0											
3-5-0		0-3-0		0-0-0		AWAY		1-2-0		0-0-0		2-0-0											
0-0-0		0-0-0		0-0-0		NEUTRAL		0-0-0		0-0-0		0-0-0											
RPI	S	Opponent		Score		RPI	S	Opponent		Score		RPI	S	Opponent		Score		RPI	S	Opponent		Score	
19	A	TCU		6 10		27	H	Oklahoma St.		5 4		61	H	Old Dominion		4 3		113	A	Penn St.		4 5	
19	A	TCU		2 14		27	H	Oklahoma St.		4 3		61	H	Old Dominion		6 5		123	H	Kansas St.		6 8	
19	A	TCU		1 7		27	H	Oklahoma St.		1 8		61	H	Old Dominion		4 5		123	H	Kansas St.		5 4	
						49	H	Pittsburgh		1 4		80	A	Marshall		5 4		123	H	Kansas St.		2 15	
												80	H	Marshall		9 8		124	A	UNLV		9 4	
												99	A	Oklahoma		0 1		124	A	UNLV		9 6	
												99	A	Oklahoma		6 12		124	A	UNLV		13 1	
												99	A	Oklahoma		12 7		130	H	Baylor		10 0	
																		130	H	Baylor		5 1	
																		130	H	Baylor		6 8	
																		132	H	Texas		11 2	
																		132	H	Texas		9 5	
																		132	H	Texas		14 7	
																		134	H	Furman		6 8	
																		134	H	Furman		8 5	
																		134	H	Furman		3 7	
																		170	H	Eastern Mich.		5 1	
																		182	A	Hawaii		1 4	
																		182	A	Hawaii		4 1	
																		182	A	Hawaii		2 6	
																		182	A	Hawaii		9 2	
																		190	H	Canisius		5 7	
																		190	H	Canisius		0 9	
																		193	H	Virginia Tech		5 4	
																		194	H	Radford		6 2	
																		197	A	Kansas		1 0	
																		197	A	Kansas		11 6	
				LAST 15 GAMES																			
						132	H	Texas		9 5		80	H	Marshall		9 8							
						132	H	Texas		14 7		99	A	Oklahoma		12 7							
						132	H	Texas		11 2		99	A	Oklahoma		6 12							
						193	H	Virginia Tech		5 4													
						130	H	Baylor		5 1													

Non-Div. I Games:

West Virginia

130	H	Baylor	6	8
130	H	Baylor	10	0

RPI	S	Opponent	Score	
252	H	Youngstown St.	13	3
260	A	Charleston So.	3	0
260	A	Charleston So.	5	0
260	A	Charleston So.	3	4

West Virginia

W
e
s
t
V
i
r
g
i
n
i
a

W
e
s
t
V
i
r
g
i
n
i
a

Average RPI Win: 130		WON-LOST	WINNING	LAST 15	STRENGTH OF	OPP. STRENGTH	TEAM	ADJ	CONF.	ADJ CONF.							
Average RPI Loss: 83		RECORD	PCT. RANK	GAMES	SCHEDULE	OF SCHEDULE	RPI	RPI	RPI	RPI							
DIV. I ONLY		22-20-0	.52381	130	9-6-0	59	95	96	.5221	96	10	10					
DIV. I NON-CONF.		10-11-0	.47619	162	1-2-0	16	44	110	.5216	110	8	8					
<hr/>																	
TOTALS		RPI 1-25		RPI 26-50		W-L RECORDS		RPI 51-100		RPI 101-150		RPI 150+					
22-20-0		2-3-0		3-6-0		OVERALL		1-3-0		6-5-0		10-3-0					
17-10-0		2-2-0		2-1-0		HOME		1-2-0		4-3-0		8-2-0					
5-10-0		0-1-0		1-5-0		AWAY		0-1-0		2-2-0		2-1-0					
0-0-0		0-0-0		0-0-0		NEUTRAL		0-0-0		0-0-0		0-0-0					
10-11-0		2-3-0		0-3-0		NON-CONFERENCE		1-3-0		1-1-0		6-1-0					
10-5-0		2-2-0		0-0-0		HOME		1-2-0		1-0-0		6-1-0					
0-6-0		0-1-0		0-0-		AWAY		0-1-0		0-1-0		0-0-0					
0-0-0		0-0-0		0-0-0		NEUTRAL		0-0-0		0-0-0		0-0-0					
12-9-0		0-0-0		3-3-0		CONFERENCE		0-0-0		5-4-0		4-2-0					
7-5-0		0-0-0		2-1-0		HOME		0-0-0		3-3-0		2-1-0					
5-4-0		0-0-0		1-2-0		AWAY		0-0-0		2-1-0		2-1-0					
0-0-0		0-0-0		0-0-0		NEUTRAL		0-0-0		0-0-0		0-0-0					
RPI	S	Opponent		Score		RPI	S	Opponent		Score		RPI	S	Opponent		Score	
4	H	Texas A&M		7	5	26	A	Tulane		0	11	68	H	UCLA		6	10
4	H	Texas A&M		0	6	26	A	Tulane		0	15	87	H	CSUN		0	3
4	H	Texas A&M		0	4	26	A	Tulane		3	4	90	A	Cal Poly		5	6
20	A	UC Santa Barbara		3	4	47	A	Gonzaga		3	4	90	H	Cal Poly		12	4
20	H	UC Santa Barbara		6	2	47	A	Gonzaga		7	4						
						47	A	Gonzaga		4	11						
						50	H	BYU		5	9						
						50	H	BYU		3	0						
						50	H	BYU		4	3						
						LAST 15 GAMES											
						50	H	BYU		4	3	68	H	UCLA		6	10
						50	H	BYU		3	0	105	A	Loyola Marymount		9	8
						50	H	BYU		5	9	105	A	Loyola Marymount		0	7
						20	A	UC Santa Barbara		3	4						
						209	H	Portland		5	4						

Non-Div. I Games:

Pepperdine

209 H Portland	2	3
209 H Portland	4	0

P
e
p
p
e
r
d
i
n
e

P
e
p
p
e
r
d
i
n
e

Average RPI Win:	168	WON-LOST RECORD	WINNING PCT. RANK	LAST 15 GAMES	STRENGTH OF SCHEDULE	OPP. STRENGTH OF SCHEDULE	TEAM RPI	ADJ RPI	CONF. RPI	ADJ CONF. RPI		
DIV. I ONLY		24-25-0	.4898	157	4-11-0	46	56	97	.52179	97	2	2
DIV. I NON-CONF.		17-8-0	.68	51	1-2-0	233	261	135	.50674	135	2	2
<hr/>												
TOTALS	RPI 1-25	RPI 26-50		W-L RECORDS		RPI 51-100		RPI 101-150		RPI 150+		
24-25-0	0-15-0	0-0-0		OVERALL		6-3-0		4-2-0		14-5-0		
14-11-0	0-6-0	0-0-0		HOME		4-1-0		3-1-0		7-3-0		
3-11-0	0-9-0	0-0-0		AWAY		2-1-0		1-1-0		0-0-0		
7-3-0	0-0-0	0-0-0		NEUTRAL		0-1-0		0-0-0		7-2-0		
17-8-0	0-0-0	0-0-0		NON-CONFERENCE		1-2-0		2-1-0		14-5-0		
9-4-0	0-0-0	0-0-0		HOME		1-1-0		1-0-0		7-3-0		
1-1-0	0-0-0	0-0-		AWAY		0-0-0		1-1-0		0-0-0		
7-3-0	0-0-0	0-0-0		NEUTRAL		0-1-0		0-0-0		7-2-0		
7-17-0	0-15-0	0-0-0		CONFERENCE		5-1-0		2-1-0		0-0-0		
5-7-0	0-6-0	0-0-0		HOME		3-0-0		2-1-0		0-0-0		
2-10-0	0-9-0	0-0-0		AWAY		2-1-0		0-0-0		0-0-0		
0-0-0	0-0-0	0-0-0		NEUTRAL		0-0-0		0-0-0		0-0-0		
RPI	S	Opponent	Score	RPI	S	Opponent	Score	RPI	S	Opponent	Score	
1	A	Florida	5 7					58	H	Southeast Mo. St.	2 7	
1	A	Florida	3 4					58	H	Southeast Mo. St.	13 6	
1	A	Florida	2 6					66	N	Illinois	4 6	
5	A	South Carolina	1 5					71	H	Tennessee	8 3	
5	A	South Carolina	2 9					71	H	Tennessee	6 5	
5	A	South Carolina	5 8					71	H	Tennessee	5 4	
10	H	Vanderbilt	7 17					86	A	Arkansas	8 5	
10	H	Vanderbilt	6 8					86	A	Arkansas	6 7	
10	H	Vanderbilt	0 2					86	A	Arkansas	10 1	
12	A	Mississippi St.	3 4									
12	A	Mississippi St.	1 3									
12	A	Mississippi St.	2 8									
17	H	LSU	5 7									
17	H	LSU	5 9									
17	H	LSU	2 15									
				LAST 15 GAMES								
				12	A	Mississippi St.	1 3	131	H	Missouri St.	17 9	
				12	A	Mississippi St.	3 4	5	A	South Carolina	2 9	
				12	A	Mississippi St.	2 8	5	A	South Carolina	1 5	
				66	N	Illinois	4 6					
				71	H	Tennessee	8 3					

Non-Div. I Games:

Missouri

71	H	Tennessee	6	5
71	H	Tennessee	5	4

M
i
s
s
o
u
r
i

M
i
s
s
o
u
r
i

Average RPI Win: 140		WON-LOST RECORD	WINNING PCT. RANK	LAST 15 GAMES	STRENGTH OF SCHEDULE	OPP. STRENGTH OF SCHEDULE	TEAM RPI	ADJ RPI		CONF. RPI	ADJ CONF. RPI
Average RPI Loss: 88											
DIV. I ONLY		19-23-0	.45238 193	6-8-0	21	165	98	.52172	98	6	6
DIV. I NON-CONF.		11-13-0	.45833 169	3-2-0	99	232	150	.49712	150	7	7
<hr/>											
TOTALS		RPI 1-25	RPI 26-50		W-L RECORDS		RPI 51-100		RPI 101-150		RPI 150+
19-23-0		1-2-0	1-5-0		OVERALL		5-5-0		4-9-0		8-2-0
12-6-0		1-2-0	0-0-0		HOME		4-2-0		2-2-0		5-0-0
4-14-0		0-0-0	1-5-0		AWAY		1-2-0		2-7-0		0-0-0
3-3-0		0-0-0	0-0-0		NEUTRAL		0-1-0		0-0-0		3-2-0
11-13-0		0-0-0	0-3-0		NON-CONFERENCE		0-1-0		3-7-0		8-2-0
7-2-0		0-0-0	0-0-0		HOME		0-0-0		2-2-0		5-0-0
1-8-0		0-0-0	0-0-		AWAY		0-0-0		1-5-0		0-0-0
3-3-0		0-0-0	0-0-0		NEUTRAL		0-1-0		0-0-0		3-2-0
8-10-0		1-2-0	1-2-0		CONFERENCE		5-4-0		1-2-0		0-0-0
5-4-0		1-2-0	0-0-0		HOME		4-2-0		0-0-0		0-0-0
3-6-0		0-0-0	1-2-0		AWAY		1-2-0		1-2-0		0-0-0
0-0-0		0-0-0	0-0-0		NEUTRAL		0-0-0		0-0-0		0-0-0
RPI	S	Opponent	Score	RPI	S	Opponent	Score	RPI	S	Opponent	Score
24	H	Michigan	4 8	34	A	Minnesota	6 3	57	H	Maryland	1 4
24	H	Michigan	8 3	34	A	Minnesota	1 4	57	H	Maryland	8 1
24	H	Michigan	9 12	34	A	Minnesota	3 6	57	H	Maryland	4 1
				37	A	Dallas Baptist	3 7	66	H	Illinois	4 3
				37	A	Dallas Baptist	1 5	66	H	Illinois	4 3
				37	A	Dallas Baptist	1 4	66	H	Illinois	4 10
								76	N	Indiana St.	3 11
								100	A	Ohio St.	12 0
								100	A	Ohio St.	0 6
								100	A	Ohio St.	0 3

Non-Div. I Games:

Grand View

3 0

Point U.

7 1

Northwestern (IA)

28 0

Iowa

123	H	Kansas St.	2	4
123	H	Kansas St.	2	3

I
o
w
a

I
o
w
a

Average RPI Win: 149		WON-LOST	WINNING	LAST 15	STRENGTH OF		OPP. STRENGTH	TEAM	ADJ		CONF.	ADJ CONF.
Average RPI Loss: 84		RECORD	PCT. RANK	GAMES	SCHEDULE		OF SCHEDULE	RPI	RPI		RPI	RPI
DIV. I ONLY		24-23-1	.51042	148	7-8-0		89	40	99		.52165	99
DIV. I NON-CONF.		15-10-1	.59615	87	2-0-0		136	43	79		.53744	79
TOTALS		RPI 1-25	RPI 26-50		W-L RECORDS		RPI 51-100		RPI 101-150		RPI 150+	
24-23-1		0-6-1	2-3-0		OVERALL		4-6-0		8-4-0		10-4-0	
16-9-0		0-0-0	2-3-0		HOME		3-1-0		7-3-0		4-2-0	
8-14-0		0-6-0	0-0-0		AWAY		1-5-0		1-1-0		6-2-0	
0-0-1		0-0-1	0-0-0		NEUTRAL		0-0-0		0-0-0		0-0-0	
15-10-1		0-0-1	2-2-0		NON-CONFERENCE		2-5-0		2-1-0		9-2-0	
8-4-0		0-0-0	2-2-0		HOME		1-0-0		1-0-0		4-2-0	
7-6-0		0-0-0	0-0-		AWAY		1-5-0		1-1-0		5-0-0	
0-0-1		0-0-1	0-0-0		NEUTRAL		0-0-0		0-0-0		0-0-0	
9-13-0		0-6-0	0-1-0		CONFERENCE		2-1-0		6-3-0		1-2-0	
8-5-0		0-0-0	0-1-0		HOME		2-1-0		6-3-0		0-0-0	
1-8-0		0-6-0	0-0-0		AWAY		0-0-0		0-0-0		1-2-0	
0-0-0		0-0-0	0-0-0		NEUTRAL		0-0-0		0-0-0		0-0-0	
RPI S	Opponent	Score	RPI S	Opponent	Score	RPI S	Opponent	Score	RPI S	Opponent	Score	
11 A	Texas Tech	7 13	27 H	Oklahoma St.	3 4	67 A	Fresno St.	3 2	115 A	Little Rock	5 2	
11 A	Texas Tech	1 6	37 H	Dallas Baptist	12 2	68 A	UCLA	2 4	116 A	Southern California	4 5	
11 A	Texas Tech	0 5	48 H	Long Beach St.	3 6	74 A	Oral Roberts	0 5	123 H	Kansas St.	10 1	
12 N	Mississippi St.	5 5	48 H	Long Beach St.	3 7	74 H	Oral Roberts	12 3	123 H	Kansas St.	12 0	
19 A	TCU	0 2	48 H	Long Beach St.	6 3	78 A	Sam Houston St.	2 7	123 H	Kansas St.	3 9	
19 A	TCU	2 12				78 A	Sam Houston St.	3 4	130 H	Baylor	7 6	
19 A	TCU	3 11				78 A	Sam Houston St.	3 4	130 H	Baylor	1 6	
						95 H	West Virginia	1 0	130 H	Baylor	4 3	
						95 H	West Virginia	12 6	132 H	Texas	6 1	
						95 H	West Virginia	7 12	132 H	Texas	4 3	
									132 H	Texas	3 5	
									148 H	Central Ark.	3 0	
									173 H	Northeastern	2 3	
									173 H	Northeastern	3 5	
									173 H	Northeastern	10 4	
									173 H	Northeastern	13 4	
									174 A	Wichita St.	15 7	
									174 H	Wichita St.	4 2	
									197 A	Kansas	8 9	
									197 A	Kansas	17 6	
									197 A	Kansas	2 7	
									216 H	Abilene Christian	7 1	
									256 A	CSU Bakersfield	13 0	
									256 A	CSU Bakersfield	10 7	
									256 A	CSU Bakersfield	6 3	
									256 A	CSU Bakersfield	6 4	
			LAST 15 GAMES									
			123 H	Kansas St.	12 0	95 H	West Virginia	7 12				
			123 H	Kansas St.	10 1	95 H	West Virginia	12 6				
			123 H	Kansas St.	3 9	95 H	West Virginia	1 0				
			74 H	Oral Roberts	12 3							
			197 A	Kansas	17 6							

Non-Div. I Games:

Oklahoma

197 A Kansas	2	7
197 A Kansas	8	9

O
k
l
a
h
o
m
a

O
k
l
a
h
o
m
a

[illegible]

Non-Div. I Games:

Ohio St.

Ohio St.

280	A	Purdue	5	1
280	A	Purdue	3	2

Through Games Of May 9, 2016

RPI	S	Opponent	Score	
280	A	Purdue	3	1
280	A	Purdue	3	2
280	A	Purdue	5	1

Ohio St.

O
h
i
o
s
t
.

O
h
i
o
s
t
.

Average RPI Win:	164	WON-LOST RECORD	WINNING PCT. RANK	LAST 15 GAMES	STRENGTH OF SCHEDULE	OPP. STRENGTH OF SCHEDULE	TEAM RPI	ADJ RPI	CONF. RPI	ADJ CONF. RPI		
DIV. I ONLY		28-17-0	.62222	67	11-4-0	211	79	101	.52067	101	6	6
DIV. I NON-CONF.		15-12-0	.55556	112	2-1-0	219	96	143	.50054	143	7	7
<hr/>												
TOTALS	RPI 1-25	RPI 26-50		W-L RECORDS		RPI 51-100		RPI 101-150		RPI 150+		
28-17-0	0-0-0	2-4-0		OVERALL		7-6-0		5-2-0		14-5-0		
16-5-0	0-0-0	0-0-0		HOME		3-2-0		2-2-0		11-1-0		
10-9-0	0-0-0	2-4-0		AWAY		4-3-0		3-0-0		1-2-0		
2-3-0	0-0-0	0-0-0		NEUTRAL		0-1-0		0-0-0		2-2-0		
15-12-0	0-0-0	0-3-0		NON-CONFERENCE		2-2-0		5-2-0		8-5-0		
8-4-0	0-0-0	0-0-0		HOME		1-1-0		2-2-0		5-1-0		
5-5-0	0-0-0	0-0-		AWAY		1-0-0		3-0-0		1-2-0		
2-3-0	0-0-0	0-0-0		NEUTRAL		0-1-0		0-0-0		2-2-0		
13-5-0	0-0-0	2-1-0		CONFERENCE		5-4-0		0-0-0		6-0-0		
8-1-0	0-0-0	0-0-0		HOME		2-1-0		0-0-0		6-0-0		
5-4-0	0-0-0	2-1-0		AWAY		3-3-0		0-0-0		0-0-0		
0-0-0	0-0-0	0-0-0		NEUTRAL		0-0-0		0-0-0		0-0-0		
RPI	S	Opponent	Score	RPI	S	Opponent	Score	RPI	S	Opponent	Score	
34	A	Minnesota	6 8	56	A	Michigan St.	8 4	104	A	Cincinnati	7 3	
34	A	Minnesota	12 8	56	A	Michigan St.	3 2	104	H	Cincinnati	0 5	
34	A	Minnesota	3 2	56	A	Michigan St.	0 9	110	A	Xavier	8 0	
41	A	Cal St. Fullerton	2 3	72	N	Notre Dame	0 5	125	H	Western Caro.	1 4	
41	A	Cal St. Fullerton	3 8	76	A	Indiana St.	7 5	125	H	Western Caro.	9 1	
41	A	Cal St. Fullerton	1 6	76	H	Indiana St.	1 5	125	H	Western Caro.	3 2	
				76	H	Indiana St.	5 3	135	A	Evansville	7 6	
				79	A	Rutgers	9 2	151	N	Seton Hall	4 6	
				79	A	Rutgers	1 7	151	N	Seton Hall	2 7	
				79	A	Rutgers	2 3	162	A	Middle Tenn.	4 5	
				98	H	Iowa	5 6	162	A	Middle Tenn.	14 4	
				98	H	Iowa	8 2	162	A	Middle Tenn.	2 3	
				98	H	Iowa	7 1	168	H	Ball St.	4 3	
								215	N	Illinois St.	14 1	
								217	H	Toledo	8 0	
								217	H	Toledo	5 1	
								217	H	Toledo	9 6	
								217	H	Toledo	1 3	
								262	H	Northwestern	7 6	
								262	H	Northwestern	4 3	
								262	H	Northwestern	2 1	
								279	H	Butler	27 1	
								279	N	Butler	2 1	
								280	H	Purdue	10 9	
								280	H	Purdue	3 2	
								280	H	Purdue	7 6	
LAST 15 GAMES												
34	A	Minnesota	3 2	56	A	Michigan St.	8 4	279	N	Butler	2 1	
34	A	Minnesota	6 8	56	A	Michigan St.	0 9	280	H	Purdue	10 9	
34	A	Minnesota	12 8	56	A	Michigan St.	3 2	280	H	Purdue	3 2	
262	H	Northwestern	7 6					280	H	Purdue	7 6	
262	H	Northwestern	2 1									

Non-Div. I Games:

Indiana

262	H	Northwestern	4	3
72	N	Notre Dame	0	5

I
n
d
i
a
n
a

I
n
d
i
a
n
a

Average RPI Win: 169		WON-LOST RECORD		WINNING PCT. RANK		LAST 15 GAMES		STRENGTH OF SCHEDULE		OPP. STRENGTH OF SCHEDULE		TEAM RPI		ADJ RPI		CONF. RPI		ADJ CONF. RPI	
DIV. I ONLY		30-18-0		.625 66		10-5-0		179		92		102		.52036 102		16		15	
DIV. I NON-CONF.		16-11-0		.59259 88		2-1-0		165		25		111		.51979 111		18		18	
TOTALS		RPI 1-25		RPI 26-50		W-L RECORDS		RPI 51-100		RPI 101-150		RPI 150+							
30-18-0		1-1-0		1-1-0		OVERALL		2-6-0		9-5-0		17-5-0							
19-10-0		0-1-0		0-1-0		HOME		2-2-0		6-2-0		11-4-0							
11-8-0		1-0-0		1-0-0		AWAY		0-4-0		3-3-0		6-1-0							
0-0-0		0-0-0		0-0-0		NEUTRAL		0-0-0		0-0-0		0-0-0							
16-11-0		1-1-0		1-1-0		NON-CONFERENCE		2-6-0		4-1-0		8-2-0							
11-6-0		0-1-0		0-1-0		HOME		2-2-0		4-1-0		5-1-0							
5-5-0		1-0-0		1-0-		AWAY		0-4-0		0-0-0		3-1-0							
0-0-0		0-0-0		0-0-0		NEUTRAL		0-0-0		0-0-0		0-0-0							
14-7-0		0-0-0		0-0-0		CONFERENCE		0-0-0		5-4-0		9-3-0							
8-4-0		0-0-0		0-0-0		HOME		0-0-0		2-1-0		6-3-0							
6-3-0		0-0-0		0-0-0		AWAY		0-0-0		3-3-0		3-0-0							
0-0-0		0-0-0		0-0-0		NEUTRAL		0-0-0		0-0-0		0-0-0							
RPI S	Opponent	Score		RPI S	Opponent	Score		RPI S	Opponent	Score		RPI S	Opponent	Score					
16 A	Georgia Tech	9	8	30 A	Georgia	3	1	54 A	Col. of Charleston	2	6	110 H	Xavier	5	3				
16 H	Georgia Tech	5	6	30 H	Georgia	6	7	54 A	Col. of Charleston	13	17	110 H	Xavier	18	14				
								54 A	Col. of Charleston	4	5	110 H	Xavier	3	1				
								83 H	Austin Peay	14	4	119 A	Samford	5	3				
								83 H	Austin Peay	13	12	119 A	Samford	5	11				
								83 H	Austin Peay	7	10	119 A	Samford	1	3				
								93 A	Ga. Southern	5	8	125 A	Western Caro.	9	8				
								93 H	Ga. Southern	10	11	125 A	Western Caro.	9	2				
												125 A	Western Caro.	7	9				
												134 H	Furman	8	7				
												134 H	Furman	8	4				
												134 H	Furman	0	4				
												137 H	Florida A&M	11	3				
												137 H	Florida A&M	7	14				
												172 H	Wofford	12	7				
												172 H	Wofford	14	3				
												172 H	Wofford	5	7				
												178 A	Kennesaw St.	10	7				
												178 A	Kennesaw St.	9	6				
												178 H	Kennesaw St.	11	5				
												194 H	Radford	9	2				
												194 H	Radford	10	7				
												194 H	Radford	8	7				
												218 A	Georgia St.	3	4				
												218 H	Georgia St.	6	10				
												236 H	The Citadel	11	4				
												236 H	The Citadel	8	7				
LAST 15 GAMES				LAST 15 GAMES				LAST 15 GAMES				LAST 15 GAMES							
				236 H	The Citadel	8	9	134 H	Furman	0	4	194 H	Radford	8	7				
				236 H	The Citadel	11	4	134 H	Furman	8	4	218 A	Georgia St.	3	4				
				236 H	The Citadel	8	7	134 H	Furman	8	7	218 H	Georgia St.	6	10				
				125 A	Western Caro.	9	2					236 H	The Citadel	11	4				
				125 A	Western Caro.	9	8					236 H	The Citadel	8	7				

Non-Div. I Games:

Mercer

125	A	Western Caro.	7	9
290	A	Savannah St.	7	3

RPI	S	Opponent	Score	
236	H	The Citadel	8	9
243	A	ETSU	7	5
243	A	ETSU	12	9
243	A	ETSU	9	8
251	H	VMI	10	6
251	H	VMI	7	2
251	H	VMI	3	4
290	A	Savannah St.	7	3
290	H	Savannah St.	16	6

M
e
r
c
e
r

M
e
r
c
e
r

SFA

Average RPI Win: 151		WON-LOST RECORD	WINNING PCT. RANK	LAST 15 GAMES	STRENGTH OF SCHEDULE	OPP. STRENGTH OF SCHEDULE	TEAM RPI	ADJ RPI	CONF. RPI	ADJ CONF. RPI			
Average RPI Loss: 119													
DIV. I ONLY		26-22-0	.54167 116	11-4-0	148	84	103	.5199 103	13	13			
DIV. I NON-CONF.		11-9-0	.55 116	1-1-0	60	55	59	.54748 59	12	12			
<hr/>													
TOTALS		RPI 1-25	RPI 26-50		W-L RECORDS		RPI 51-100		RPI 101-150		RPI 150+		
26-22-0		0-1-0	2-3-0		OVERALL		3-6-0		11-6-0		10-6-0		
14-6-0		0-0-0	0-0-0		HOME		1-3-0		7-1-0		6-2-0		
11-15-0		0-1-0	1-2-0		AWAY		2-3-0		4-5-0		4-4-0		
1-1-0		0-0-0	1-1-0		NEUTRAL		0-0-0		0-0-0		0-0-0		
11-9-0		0-1-0	1-1-0		NON-CONFERENCE		1-2-0		8-3-0		1-2-0		
5-2-0		0-0-0	0-0-0		HOME		0-1-0		4-1-0		1-0-0		
5-6-0		0-1-0	0-0-		AWAY		1-1-0		4-2-0		0-2-0		
1-1-0		0-0-0	1-1-0		NEUTRAL		0-0-0		0-0-0		0-0-0		
15-13-0		0-0-0	1-2-0		CONFERENCE		2-4-0		3-3-0		9-4-0		
9-4-0		0-0-0	0-0-0		HOME		1-2-0		3-0-0		5-2-0		
6-9-0		0-0-0	1-2-0		AWAY		1-2-0		0-3-0		4-2-0		
0-0-0		0-0-0	0-0-0		NEUTRAL		0-0-0		0-0-0		0-0-0		
RPI	S	Opponent	Score	RPI	S	Opponent	Score	RPI	S	Opponent	Score		
4	A	Texas A&M	1 21	27	N	Oklahoma St.	5 4	70	H	New Orleans	4 5		
				27	N	Oklahoma St.	2 8	70	H	New Orleans	16 6		
				43	A	Northwestern St.	4 1	70	H	New Orleans	11 19		
				43	A	Northwestern St.	2 4	78	A	Sam Houston St.	3 7		
				43	A	Northwestern St.	3 10	78	A	Sam Houston St.	8 4		
								78	A	Sam Houston St.	6 8		
								88	A	UT Arlington	7 13		
								88	A	UT Arlington	12 1		
								88	H	UT Arlington	5 13		
										106	H	McNeese St.	8 2
										106	H	McNeese St.	11 2
										106	H	McNeese St.	12 6
										111	H	Sacred Heart	15 1
										111	H	Sacred Heart	7 5
										111	H	Sacred Heart	13 11
										115	H	Little Rock	2 7
										123	A	Kansas St.	6 5
										123	A	Kansas St.	5 11
										139	H	La.-Monroe	6 2
										141	A	New Mexico St.	6 7
										141	A	New Mexico St.	14 7
										141	A	New Mexico St.	8 2
										141	A	New Mexico St.	5 4
										148	A	Central Ark.	4 5
										148	A	Central Ark.	2 3
										148	A	Central Ark.	7 9
										174	A	Wichita St.	4 12
										174	A	Wichita St.	2 10
										177	A	Houston Baptist	1 12
										177	A	Houston Baptist	2 6
										177	A	Houston Baptist	15 3
										177	H	Houston Baptist	8 7
										216	A	Abilene Christian	7 2
										216	A	Abilene Christian	13 4
										216	A	Abilene Christian	11 2
										225	H	A&M-Corpus Christi	3 2
LAST 15 GAMES													
				106	H	McNeese St.	12 6	139	H	La.-Monroe	6 2		
				106	H	McNeese St.	11 2	273	H	Incarnate Word	4 14		
				106	H	McNeese St.	8 2	273	H	Incarnate Word	11 1		
				115	H	Little Rock	2 7						
				216	A	Abilene Christian	7 2						

Non-Div. I Games:

SFA

SFA

216	A	Abilene Christian	13	4
216	A	Abilene Christian	11	2

Through Games Of May 9, 2016

RPI	S	Opponent	Score	
225	H	A&M-Corpus Christi	9	11
225	H	A&M-Corpus Christi	7	6
273	H	Incarnate Word	11	1
273	H	Incarnate Word	7	1
273	H	Incarnate Word	4	14
286	H	Texas Southern	17	3

SFA

S
F
A

S
F
A

Average RPI Win: 147		WON-LOST RECORD		WINNING PCT. RANK		LAST 15 GAMES		STRENGTH OF SCHEDULE		OPP. STRENGTH OF SCHEDULE		TEAM RPI		ADJ RPI		CONF. RPI		ADJ CONF. RPI	
DIV. I ONLY		22-25-1		.46875 175		6-8-1		50		74		104		.51986 104		8		8	
DIV. I NON-CONF.		12-18-0		.4 205		0-3-0		25		97		139		.5043 139		6		6	
TOTALS		RPI 1-25		RPI 26-50		W-L RECORDS		RPI 51-100		RPI 101-150		RPI 150+							
22-25-1		2-6-1		2-4-0		OVERALL		2-6-0		4-5-0		12-4-0							
16-5-0		0-0-0		0-0-0		HOME		2-2-0		2-1-0		12-2-0							
6-13-1		2-5-1		2-3-0		AWAY		0-2-0		2-3-0		0-0-0							
0-7-0		0-1-0		0-1-0		NEUTRAL		0-2-0		0-1-0		0-2-0							
12-18-0		1-5-0		0-3-0		NON-CONFERENCE		0-5-0		3-3-0		8-2-0							
10-2-0		0-0-0		0-0-0		HOME		0-1-0		2-1-0		8-0-0							
2-9-0		1-4-0		0-0-		AWAY		0-2-0		1-1-0		0-0-0							
0-7-0		0-1-0		0-1-0		NEUTRAL		0-2-0		0-1-0		0-2-0							
10-7-1		1-1-1		2-1-0		CONFERENCE		2-1-0		1-2-0		4-2-0							
6-3-0		0-0-0		0-0-0		HOME		2-1-0		0-0-0		4-2-0							
4-4-1		1-1-1		2-1-0		AWAY		0-0-0		1-2-0		0-0-0							
0-0-0		0-0-0		0-0-0		NEUTRAL		0-0-0		0-0-0		0-0-0							
RPI	S	Opponent		Score		RPI	S	Opponent		Score		RPI	S	Opponent		Score			
2	A	Louisville		1	7	26	A	Tulane		7	4	53	H	Wright St.		5	7		
7	N	Ole Miss		1	7	26	A	Tulane		2	1	53	N	Wright St.		1	6		
14	A	Coastal Caro.		10	7	26	A	Tulane		0	1	71	A	Tennessee		1	7		
17	A	LSU		4	12	30	A	Georgia		6	7	82	H	UConn		3	2		
17	A	LSU		5	6	39	N	South Ala.		2	3	82	H	UConn		2	4		
17	A	LSU		0	4	45	A	Kentucky		4	8	82	H	UConn		3	2		
25	A	East Carolina		3	0							94	N	Western Ky.		2	5		
25	A	East Carolina		4	6							100	A	Ohio St.		0	9		
25	A	East Carolina		3	3														

Non-Div. I Games:

Cincinnati

25 A East Carolina	4	6
25 A East Carolina	3	0

C
i
n
c
i
n
n
a
t
i

C
i
n
c
i
n
n
a
t
i

[illegible]

Non-Div. I Games:

Loyola Marymount

180	A	Santa Clara	1	9
256	H	CSU Bakersfield	7	3

RPI	S	Opponent	Score	
221	A	Pacific	9	1
256	A	CSU Bakersfield	17	5
256	H	CSU Bakersfield	7	3

Loyola Marymount

L
o
y
o
l
a
M
a
r
y
m
o
u
n
t

L
o
y
o
l
a
M
a
r
y
m
o
u
n
t

Average RPI Win:		123	WON-LOST RECORD		WINNING PCT. RANK		LAST 15 GAMES		STRENGTH OF SCHEDULE		OPP. STRENGTH OF SCHEDULE		TEAM RPI		ADJ RPI		CONF. RPI		ADJ CONF. RPI												
DIV. I ONLY			23-21-0		.52273 132		5-10-0		105		91		106		.51821 106		13		13												
DIV. I NON-CONF.			10-7-0		.58824 96		2-1-0		81		50		89		.53366 89		12		12												
TOTALS		RPI 1-25		RPI 26-50		W-L RECORDS		RPI 51-100		RPI 101-150		RPI 150+																			
23-21-0		2-0-0		2-4-0		OVERALL		7-3-0		5-6-0		7-8-0																			
14-9-0		1-0-0		2-4-0		HOME		2-0-0		5-3-0		4-2-0																			
9-12-0		1-0-0		0-0-0		AWAY		5-3-0		0-3-0		3-6-0																			
0-0-0		0-0-0		0-0-0		NEUTRAL		0-0-0		0-0-0		0-0-0																			
10-7-0		2-0-0		0-0-0		NON-CONFERENCE		2-2-0		5-3-0		1-2-0																			
8-3-0		1-0-0		0-0-0		HOME		2-0-0		5-3-0		0-0-0																			
2-4-0		1-0-0		0-0-		AWAY		0-2-0		0-0-0		1-2-0																			
0-0-0		0-0-0		0-0-0		NEUTRAL		0-0-0		0-0-0		0-0-0																			
13-14-0		0-0-0		2-4-0		CONFERENCE		5-1-0		0-3-0		6-6-0																			
6-6-0		0-0-0		2-4-0		HOME		0-0-0		0-0-0		4-2-0																			
7-8-0		0-0-0		0-0-0		AWAY		5-1-0		0-3-0		2-4-0																			
0-0-0		0-0-0		0-0-0		NEUTRAL		0-0-0		0-0-0		0-0-0																			
RPI	S	Opponent		Score		RPI	S	Opponent		Score		RPI	S	Opponent		Score		RPI	S	Opponent		Score									
17	A	LSU		7	0	36	H	Southeastern La.		0	4	69	A	Louisiana Tech		7	9	103	A	SFA		2	8								
21	H	La.-Lafayette		7	2	36	H	Southeastern La.		7	8	69	H	Louisiana Tech		3	1	103	A	SFA		2	11								
						36	H	Southeastern La.		7	6	70	A	New Orleans		7	3	103	A	SFA		6	12								
						43	H	Northwestern St.		1	7	70	A	New Orleans		6	1	114	H	Southern Ill.		8	4								
						43	H	Northwestern St.		2	1	70	A	New Orleans		13	3	114	H	Southern Ill.		5	2								
						43	H	Northwestern St.		7	8	73	A	Lamar		1	5	114	H	Southern Ill.		1	2								
												73	A	Lamar		5	4	139	H	La.-Monroe		4	12								
												73	A	Lamar		1	0	139	H	La.-Monroe		11	2								
												92	A	Houston		1	14	147	H	Bradley		3	5								
												92	H	Houston		4	1	147	H	Bradley		3	1								
																		147	H	Bradley		9	3								
																		171	A	UTSA		11	8								
																		171	A	UTSA		5	11								
																		171	A	UTSA		8	13								
																		177	H	Houston Baptist		12	6								
																		177	H	Houston Baptist		2	3								
																		177	H	Houston Baptist		5	7								
																		204	A	Nicholls St.		1	2								
																		204	A	Nicholls St.		0	3								
																		204	A	Nicholls St.		5	6								
																		216	H	Abilene Christian		3	0								
																		216	H	Abilene Christian		10	6								
																		216	H	Abilene Christian		4	3								
																		273	A	Incarnate Word		1	0								
																		273	A	Incarnate Word		4	0								
																		273	A	Incarnate Word		7	8								
LAST 15 GAMES																															
103 A SFA						6	12	36 H Southeastern La.						7	6	216 H Abilene Christian						4	3								
103 A SFA						2	11	36 H Southeastern La.						0	4	273 A Incarnate Word						1	0								
103 A SFA						2	8	36 H Southeastern La.						7	8	273 A Incarnate Word						4	0								
204 A Nicholls St.						5	6													273 A Incarnate Word						7	8				
204 A Nicholls St.						1	2																								

Non-Div. I Games:

McNeese St.

204 A Nicholls St.	0	3
69 A Louisiana Tech	7	9

M
c
N
e
e
s
e
s
t
.

M
c
N
e
e
s
e
s
t
.

143	A	Saint Joseph's	3	8
143	A	Saint Joseph's	4	2

RPI	S	Opponent	Score	
250	H	Dayton	5	3
276	A	George Mason	5	2
276	A	George Mason	4	3
276	A	George Mason	1	2

Average RPI Win: 202		WON-LOST	WINNING	LAST 15	STRENGTH OF		OPP. STRENGTH	TEAM	ADJ		CONF.	ADJ CONF.
Average RPI Loss: 175		RECORD	PCT. RANK	GAMES	SCHEDULE		OF SCHEDULE	RPI	RPI		RPI	RPI
DIV. I ONLY		23-20-0	.53488	121	12-3-0		163	268	108		20	20
DIV. I NON-CONF.		8-17-0	.32	246	4-2-0		195	289	228		20	20
TOTALS		RPI 1-25	RPI 26-50		W-L RECORDS		RPI 51-100		RPI 101-150		RPI 150+	
23-20-0		0-0-0	0-3-0		OVERALL		3-0-0		0-1-0		20-16-0	
12-0-0		0-0-0	0-0-0		HOME		3-0-0		0-0-0		9-0-0	
11-20-0		0-0-0	0-3-0		AWAY		0-0-0		0-1-0		11-16-0	
0-0-0		0-0-0	0-0-0		NEUTRAL		0-0-0		0-0-0		0-0-0	
8-17-0		0-0-0	0-3-0		NON-CONFERENCE		0-0-0		0-1-0		8-13-0	
3-0-0		0-0-0	0-0-0		HOME		0-0-0		0-0-0		3-0-0	
5-17-0		0-0-0	0-0-		AWAY		0-0-0		0-1-0		5-13-0	
0-0-0		0-0-0	0-0-0		NEUTRAL		0-0-0		0-0-0		0-0-0	
15-3-0		0-0-0	0-0-0		CONFERENCE		3-0-0		0-0-0		12-3-0	
9-0-0		0-0-0	0-0-0		HOME		3-0-0		0-0-0		6-0-0	
6-3-0		0-0-0	0-0-0		AWAY		0-0-0		0-0-0		6-3-0	
0-0-0		0-0-0	0-0-0		NEUTRAL		0-0-0		0-0-0		0-0-0	
RPI S	Opponent	Score	RPI S	Opponent	Score	RPI S	Opponent	Score	RPI S	Opponent	Score	
			40 A	UNCG	9 10	62 H	Hartford	5 3	113 A	Penn St.	2 5	
			40 A	UNCG	4 19	62 H	Hartford	10 9	153 A	Delaware	4 5	
			40 A	UNCG	2 5	62 H	Hartford	12 1	153 A	Delaware	2 4	
									153 A	Delaware	7 9	
									153 A	Delaware	2 13	
									175 H	Stony Brook	2 0	
									175 H	Stony Brook	7 3	
									175 H	Stony Brook	11 5	
									177 A	Houston Baptist	3 4	
									177 A	Houston Baptist	5 8	
									177 A	Houston Baptist	4 11	
									177 A	Houston Baptist	11 9	
									183 A	UMBC	7 5	
									183 A	UMBC	4 5	
									183 A	UMBC	6 4	
									200 H	Albany (NY)	9 4	
									200 H	Albany (NY)	8 6	
									200 H	Albany (NY)	7 4	
									231 A	Penn	2 6	
									231 A	Penn	7 0	
									231 A	Penn	0 1	
									233 A	St. Bonaventure	4 2	
									238 A	UMass Lowell	5 0	
									238 A	UMass Lowell	7 8	
									238 A	UMass Lowell	1 2	
									245 A	Marist	15 7	
									245 A	Marist	1 6	
LAST 15 GAMES												
			175 H	Stony Brook	7 3		183 A	UMBC	6 4			
			175 H	Stony Brook	2 0		183 A	UMBC	4 5			
			175 H	Stony Brook	11 5		245 A	Marist	1 6			
			233 A	St. Bonaventure	4 2							
			281 H	NYIT	3 2							

Non-Div. I Games:

Binghamton

281	H	NYIT	23	1
183	A	UMBC	7	5

RPI	S	Opponent	Score	
246	A	Cornell	2	3
249	A	Maine	6	1
249	A	Maine	2	0
249	A	Maine	8	1
251	A	VMI	1	2
251	A	VMI	9	15
251	A	VMI	15	10
277	H	Bucknell	14	2
281	H	NYIT	23	1
281	H	NYIT	3	2

B
i
n
g
h
a
m
t
o
n

B
i
n
g
h
a
m
t
o
n

Average RPI Win: 175		WON-LOST	WINNING	LAST 15	STRENGTH OF	OPP. STRENGTH	TEAM	ADJ	CONF.	ADJ CONF.				
Average RPI Loss: 123		RECORD	PCT. RANK	GAMES	SCHEDULE	OF SCHEDULE	RPI	RPI	RPI	RPI				
DIV. I ONLY		27-20-0	.57447	95	10-5-0	176	130	109	.51756	109	12	12		
DIV. I NON-CONF.		11-12-0	.47826	159	2-1-0	193	201	157	.49347	157	10	10		
<hr/>														
TOTALS		RPI 1-25	RPI 26-50		W-L RECORDS		RPI 51-100		RPI 101-150		RPI 150+			
27-20-0		0-1-0	0-0-0		OVERALL		2-7-0		3-3-0		22-9-0			
13-6-0		0-0-0	0-0-0		HOME		1-3-0		0-0-0		12-3-0			
12-12-0		0-1-0	0-0-0		AWAY		1-4-0		3-3-0		8-4-0			
2-2-0		0-0-0	0-0-0		NEUTRAL		0-0-0		0-0-0		2-2-0			
11-12-0		0-1-0	0-0-0		NON-CONFERENCE		1-2-0		0-3-0		10-6-0			
4-3-0		0-0-0	0-0-0		HOME		0-1-0		0-0-0		4-2-0			
5-7-0		0-1-0	0-0-		AWAY		1-1-0		0-3-0		4-2-0			
2-2-0		0-0-0	0-0-0		NEUTRAL		0-0-0		0-0-0		2-2-0			
16-8-0		0-0-0	0-0-0		CONFERENCE		1-5-0		3-0-0		12-3-0			
9-3-0		0-0-0	0-0-0		HOME		1-2-0		0-0-0		8-1-0			
7-5-0		0-0-0	0-0-0		AWAY		0-3-0		3-0-0		4-2-0			
0-0-0		0-0-0	0-0-0		NEUTRAL		0-0-0		0-0-0		0-0-0			
RPI	S	Opponent	Score		RPI	S	Opponent	Score		RPI	S	Opponent	Score	
20	A	UC Santa Barbara	4	5						117	A	UC Irvine	7	8
							52 A Arizona St.	11	5	117	A	UC Irvine	0	6
							55 A St. Mary's (CA)	1	6	117	A	UC Irvine	1	4
							55 H St. Mary's (CA)	5	8	124	A	UNLV	6	5
							59 H New Mexico	2	3	124	A	UNLV	7	5
							59 H New Mexico	7	6	124	A	UNLV	7	4
							59 H New Mexico	3	8	152	H	St. John's (NY)	5	1
							67 A Fresno St.	6	7	152	H	St. John's (NY)	3	10
							67 A Fresno St.	4	5	152	H	St. John's (NY)	12	1
							67 A Fresno St.	3	8	160	A	Sacramento St.	2	5
										160	H	Sacramento St.	2	7
										161	A	Texas St.	6	3
										161	A	Texas St.	17	6
										161	A	Texas St.	2	3
										166	A	Air Force	4	18
										166	A	Air Force	2	5
										166	A	Air Force	12	5
										166	H	Air Force	8	4
										166	H	Air Force	6	5
										166	H	Air Force	7	12
										180	H	Santa Clara	14	2
										186	A	San Diego St.	5	0
										186	A	San Diego St.	13	9
										186	A	San Diego St.	8	5
										186	H	San Diego St.	7	6
										186	H	San Diego St.	6	5
										186	H	San Diego St.	3	2
LAST 15 GAMES										214	H	UC Davis	5	4
					212	H	San Jose St.	6	4	166	H	Air Force	8	4
					212	H	San Jose St.	11	2	166	H	Air Force	7	12
					212	H	San Jose St.	11	8					
					221	A	Pacific	10	5					
					186	A	San Diego St.	13	9					

Non-Div. I Games:

Nevada

186	A	San Diego St.	5	0
186	A	San Diego St.	8	5

RPI	S	Opponent	Score	
212	H	San Jose St.	6	4
212	H	San Jose St.	11	2
212	H	San Jose St.	11	8
214	A	UC Davis	3	1
214	H	UC Davis	5	4
221	A	Pacific	10	5
262	N	Northwestern	10	6
262	N	Northwestern	11	2
262	N	Northwestern	2	4
262	N	Northwestern	1	5

Nevada

N
e
v
a
d
a

N
e
v
a
d
a

279 A Butler	6	2
152 H St. John's (NY)	1	0

RPI	S	Opponent	Score	
226	A	USC Upstate	3	2
226	A	USC Upstate	8	7
234	A	Northern Ky.	8	1
242	H	Central Mich.	8	5
242	H	Central Mich.	5	0
242	H	Central Mich.	7	4
279	A	Butler	6	2
279	A	Butler	4	1
279	A	Butler	4	1

Xavier

X
a
v
i
e
r

X
a
v
i
e
r

Average RPI Win: 237		WON-LOST RECORD		WINNING PCT. RANK		LAST 15 GAMES		STRENGTH OF SCHEDULE		OPP. STRENGTH OF SCHEDULE		TEAM RPI		ADJ RPI		CONF. RPI		ADJ CONF. RPI	
DIV. I ONLY		26-19-0		.57778 92		10-5-0		206		270		111		.51741 111		26		26	
DIV. I NON-CONF.		9-13-0		.40909 201		1-1-0		241		208		181		.48349 181		28		27	
TOTALS		RPI 1-25		RPI 26-50		W-L RECORDS		RPI 51-100		RPI 101-150		RPI 150+							
26-19-0		0-3-0		1-3-0		OVERALL		0-0-0		1-3-0		24-10-0							
8-2-0		0-0-0		0-0-0		HOME		0-0-0		0-0-0		8-2-0							
14-17-0		0-3-0		1-3-0		AWAY		0-0-0		1-3-0		12-8-0							
4-0-0		0-0-0		0-0-0		NEUTRAL		0-0-0		0-0-0		4-0-0							
9-13-0		0-3-0		0-0-0		NON-CONFERENCE		0-0-0		1-3-0		8-7-0							
3-0-0		0-0-0		0-0-0		HOME		0-0-0		0-0-0		3-0-0							
6-13-0		0-3-0		0-0-		AWAY		0-0-0		1-3-0		5-7-0							
0-0-0		0-0-0		0-0-0		NEUTRAL		0-0-0		0-0-0		0-0-0							
17-6-0		0-0-0		1-3-0		CONFERENCE		0-0-0		0-0-0		16-3-0							
5-2-0		0-0-0		0-0-0		HOME		0-0-0		0-0-0		5-2-0							
8-4-0		0-0-0		1-3-0		AWAY		0-0-0		0-0-0		7-1-0							
4-0-0		0-0-0		0-0-0		NEUTRAL		0-0-0		0-0-0		4-0-0							
RPI	S	Opponent		Score		RPI	S	Opponent		Score		RPI	S	Opponent		Score			
21	A	La.-Lafayette		0	8	33	A	Bryant		3	7	103	A	SFA		11	13		
21	A	La.-Lafayette		0	4	33	A	Bryant		0	3	103	A	SFA		1	15		
21	A	La.-Lafayette		3	9	33	A	Bryant		3	1	103	A	SFA		5	7		
						33	A	Bryant		3	6	143	A	Saint Joseph's		6	5		
												175	A	Stony Brook		2	4		
												196	H	Fordham		2	1		
												198	A	Fairfield		4	5		
												198	H	Fairfield		9	8		
												204	A	Nicholls St.		0	5		
												204	A	Nicholls St.		7	8		
												204	A	Nicholls St.		7	5		
												208	A	Yale		9	0		
												208	H	Yale		7	0		
												222	H	Central Conn. St.		5	4		
												222	H	Central Conn. St.		7	4		
												222	H	Central Conn. St.		3	2		
												222	H	Central Conn. St.		4	11		
												240	A	Rider		2	4		
												240	A	Rider		7	4		
												240	A	Rider		1	4		
												247	A	Villanova		2	3		
												247	A	Villanova		2	0		
												253	A	Fairleigh Dickinson		8	7		
												253	A	Fairleigh Dickinson		3	0		
												253	A	Fairleigh Dickinson		5	7		
												253	A	Fairleigh Dickinson		6	5		
												253	H	Fairleigh Dickinson		4	5		
LAST 15 GAMES																			
295	N	Mt. St. Mary's		8	0	33	A	Bryant		3	7	253	A	Fairleigh Dickinson		8	7		
295	N	Mt. St. Mary's		8	1	198	A	Fairfield		4	5	253	A	Fairleigh Dickinson		3	0		
295	N	Mt. St. Mary's		7	1	253	A	Fairleigh Dickinson		5	7	253	A	Fairleigh Dickinson		5	7		
295	N	Mt. St. Mary's		5	3							253	A	Fairleigh Dickinson		6	5		
33	A	Bryant		0	3							253	H	Fairleigh Dickinson		4	5		

Non-Div. I Games:

Sacred Heart

33	A	Bryant	3	6
33	A	Bryant	3	1

RPI	S	Opponent	Score	
253	H	Fairleigh Dickinson	2	0
253	H	Fairleigh Dickinson	9	6
272	A	LIU Brooklyn	5	0
272	A	LIU Brooklyn	8	0
272	A	LIU Brooklyn	11	0
272	A	LIU Brooklyn	5	2
293	A	Alcorn	16	3
295	N	Mt. St. Mary's	5	3
295	N	Mt. St. Mary's	8	1
295	N	Mt. St. Mary's	7	1
295	N	Mt. St. Mary's	8	0

Sacred Heart

S
a
c
r
e
d
H
e
a
r
t

S
a
c
r
e
d
H
e
a
r
t

64 H North Florida	4	2
65 A Jacksonville	0	5

F
G
C
U

F
G
C
U

Average RPI Win: 186		WON-LOST RECORD		WINNING PCT. RANK		LAST 15 GAMES		STRENGTH OF SCHEDULE		OPP. STRENGTH OF SCHEDULE		TEAM RPI		ADJ RPI		CONF. RPI		ADJ CONF. RPI	
DIV. I ONLY		25-23-0		.52083 137		6-9-0		97		113		113		.51624 113		6		6	
DIV. I NON-CONF.		15-15-0		.5 145		1-5-0		26		156		99		.52675 99		7		7	
TOTALS		RPI 1-25		RPI 26-50		W-L RECORDS		RPI 51-100		RPI 101-150		RPI 150+							
25-23-0		0-6-0		3-3-0		OVERALL		5-11-0		2-0-0		15-3-0							
14-9-0		0-3-0		1-0-0		HOME		3-5-0		2-0-0		8-1-0							
8-11-0		0-3-0		2-2-0		AWAY		2-5-0		0-0-0		4-1-0							
3-3-0		0-0-0		0-1-0		NEUTRAL		0-1-0		0-0-0		3-1-0							
15-15-0		0-6-0		3-3-0		NON-CONFERENCE		1-3-0		2-0-0		9-3-0							
9-5-0		0-3-0		1-0-0		HOME		1-1-0		2-0-0		5-1-0							
3-7-0		0-3-0		2-0-		AWAY		0-1-0		0-0-0		1-1-0							
3-3-0		0-0-0		0-1-0		NEUTRAL		0-1-0		0-0-0		3-1-0							
10-8-0		0-0-0		0-0-0		CONFERENCE		4-8-0		0-0-0		6-0-0							
5-4-0		0-0-0		0-0-0		HOME		2-4-0		0-0-0		3-0-0							
5-4-0		0-0-0		0-0-0		AWAY		2-4-0		0-0-0		3-0-0							
0-0-0		0-0-0		0-0-0		NEUTRAL		0-0-0		0-0-0		0-0-0							
RPI	S	Opponent		Score		RPI	S	Opponent		Score		RPI	S	Opponent		Score			
5	A	South Carolina		1	7	28	A	UNCW		2	11	56	H	Michigan St.		7	6		
5	A	South Carolina		5	16	28	A	UNCW		5	4	56	H	Michigan St.		2	5		
5	A	South Carolina		2	4	28	A	UNCW		1	5	56	H	Michigan St.		0	7		
19	H	TCU		4	5	33	N	Bryant		1	3	57	H	Maryland		3	8		
19	H	TCU		2	6	38	A	Duke		2	1	57	H	Maryland		2	0		
19	H	TCU		5	9	49	H	Pittsburgh		7	0	57	H	Maryland		1	7		
												66	A	Illinois		0	5		
												66	A	Illinois		1	6		
												66	A	Illinois		5	3		
												75	A	Kent St.		9	10		
												75	H	Kent St.		2	6		
												79	A	Rutgers		7	5		
												79	A	Rutgers		0	5		
												79	A	Rutgers		4	6		
												89	N	Princeton		2	6		
												95	H	West Virginia		5	4		
	</																		

Non-Div. I Games:

Penn St.

57	H	Maryland	1	7
75	H	Kent St.	2	6

P
e
n
n
s
t
.

P
e
n
n
s
t
.

Average RPI Win:	158	WON-LOST	WINNING	LAST 15	STRENGTH OF	OPP. STRENGTH	TEAM	ADJ	CONF.	ADJ CONF.		
Average RPI Loss:	123	RECORD	PCT. RANK	GAMES	SCHEDULE	OF SCHEDULE	RPI	RPI	RPI	RPI		
DIV. I ONLY		28-19-1	.59375	84	9-6-0	145	121	114	.51595	114	11	11
DIV. I NON-CONF.		19-13-1	.59091	91	1-2-0	201	141	149	.49729	149	13	13
<hr/>												
TOTALS	RPI 1-25	RPI 26-50		W-L RECORDS		RPI 51-100		RPI 101-150		RPI 150+		
28-19-1	0-0-0	1-2-0		OVERALL		8-7-0		4-4-0		15-6-1		
20-10-1	0-0-0	0-0-0		HOME		8-5-0		0-1-0		12-4-1		
8-9-0	0-0-0	1-2-0		AWAY		0-2-0		4-3-0		3-2-0		
0-0-0	0-0-0	0-0-0		NEUTRAL		0-0-0		0-0-0		0-0-0		
19-13-1	0-0-0	0-0-0		NON-CONFERENCE		7-5-0		1-4-0		11-4-1		
17-7-1	0-0-0	0-0-0		HOME		7-3-0		0-1-0		10-3-1		
2-6-0	0-0-0	0-0-		AWAY		0-2-0		1-3-0		1-1-0		
0-0-0	0-0-0	0-0-0		NEUTRAL		0-0-0		0-0-0		0-0-0		
9-6-0	0-0-0	1-2-0		CONFERENCE		1-2-0		3-0-0		4-2-0		
3-3-0	0-0-0	0-0-0		HOME		1-2-0		0-0-0		2-1-0		
6-3-0	0-0-0	1-2-0		AWAY		0-0-0		3-0-0		2-1-0		
0-0-0	0-0-0	0-0-0		NEUTRAL		0-0-0		0-0-0		0-0-0		
<hr/>												
RPI	S	Opponent	Score	RPI	S	Opponent	Score	RPI	S	Opponent	Score	
				37	A	Dallas Baptist	2 5	58	H	Southeast Mo. St.	6 5	
				37	A	Dallas Baptist	7 0	66	A	Illinois	3 6	
				37	A	Dallas Baptist	4 7	66	H	Illinois	1 0	
								66	H	Illinois	3 2	
								76	H	Indiana St.	1 5	
								76	H	Indiana St.	0 3	
								76	H	Indiana St.	7 6	
								83	A	Austin Peay	6 13	
								83	H	Austin Peay	10 16	
								84	H	Jacksonville St.	5 9	
								84	H	Jacksonville St.	13 3	
								84	H	Jacksonville St.	3 2	
								98	H	Iowa	2 1	
								98	H	Iowa	5 7	
								98	H	Iowa	6 1	
								201	A	Belmont	8 4	
								201	H	Belmont	11 1	
								205	A	Murray St.	3 7	
								205	H	Murray St.	5 4	
								215	A	Illinois St.	8 6	
								215	A	Illinois St.	0 1	
								215	A	Illinois St.	7 3	
								223	H	Northern Ill.	5 2	
								223	H	Northern Ill.	0 1	
								224	H	Memphis	4 7	
								224	H	Memphis	5 3	
								224	H	Memphis	11 5	
								257	H	Western Ill.	9 0	
				LAST 15 GAMES								
				131	A	Missouri St.	14 8	215	A	Illinois St.	0 1	
				131	A	Missouri St.	12 10	215	A	Illinois St.	8 6	
				131	A	Missouri St.	5 4	215	A	Illinois St.	7 3	
				66	A	Illinois	3 6					
				174	H	Wichita St.	4 1					

Non-Div. I Games:

Southern Ill.

Southern Ill.

174 H Wichita St.	8	5
174 H Wichita St.	0	8

Through Games Of May 9, 2016

RPI	S	Opponent	Score	
257	H	Western Ill.	4	1
257	H	Western Ill.	9	0
275	H	Eastern Ill.	10	2

Southern Ill.

S
o
u
t
h
e
r
n
I
l
l
.

S
o
u
t
h
e
r
n
I
l
l
.

Average RPI Win: 144		WON-LOST RECORD		WINNING PCT. RANK		LAST 15 GAMES		STRENGTH OF SCHEDULE		OPP. STRENGTH OF SCHEDULE		TEAM RPI		ADJ RPI		CONF. RPI		ADJ CONF. RPI	
DIV. I ONLY		23-22-0		.51111 142		9-6-0		76		184		115		.51557 115		9		9	
DIV. I NON-CONF.		9-12-0		.42857 192		2-3-0		135		279		230		.46324 230		11		11	
TOTALS		RPI 1-25		RPI 26-50		W-L RECORDS		RPI 51-100		RPI 101-150		RPI 150+							
23-22-0		2-1-0		0-3-0		OVERALL		8-9-0		2-1-0		11-8-0							
13-11-0		0-0-0		0-0-0		HOME		5-5-0		1-0-0		7-6-0							
10-11-0		2-1-0		0-3-0		AWAY		3-4-0		1-1-0		4-2-0							
0-0-0		0-0-0		0-0-0		NEUTRAL		0-0-0		0-0-0		0-0-0							
9-12-0		0-0-0		0-0-0		NON-CONFERENCE		2-6-0		2-1-0		5-5-0							
7-8-0		0-0-0		0-0-0		HOME		1-3-0		1-0-0		5-5-0							
2-4-0		0-0-0		0-0-		AWAY		1-3-0		1-1-0		0-0-0							
0-0-0		0-0-0		0-0-0		NEUTRAL		0-0-0		0-0-0		0-0-0							
14-10-0		2-1-0		0-3-0		CONFERENCE		6-3-0		0-0-0		6-3-0							
6-3-0		0-0-0		0-0-0		HOME		4-2-0		0-0-0		2-1-0							
8-7-0		2-1-0		0-3-0		AWAY		2-1-0		0-0-0		4-2-0							
0-0-0		0-0-0		0-0-0		NEUTRAL		0-0-0		0-0-0		0-0-0							
RPI	S	Opponent		Score		RPI	S	Opponent		Score		RPI	S	Opponent		Score			
21	A	La.-Lafayette		10 5		39	A	South Ala.		3 13		69	H	Louisiana Tech		4 7			
21	A	La.-Lafayette		7 1		39	A	South Ala.		5 7		74	A	Oral Roberts		5 14			
21	A	La.-Lafayette		4 15		39	A	South Ala.		6 10		74	A	Oral Roberts		9 8			
												74	A	Oral Roberts		2 3			
												74	A	Oral Roberts		3 4			
												76	H	Indiana St.		6 5			
												76	H	Indiana St.		2 7			
												85	H	Troy		4 3			
												85	H	Troy		11 8			
												85	H	Troy		10 9			
												88	H	UT Arlington		4 6			
												88	H	UT Arlington		5 3			
												88	H	UT Arlington		8 21			
												93	A	Ga. Southern		2 3			
												93	A	Ga. Southern		3 2			
												93	A	Ga. Southern		17 8			
												99	H	Oklahoma		2 5			
														232 H IPFW		7 9			
														232 H IPFW		8 6			
														232 H IPFW		2 4			
														237 A Appalachian St.		7 8			
														237 A Appalachian St.		9 3			
														237 A Appalachian St.		7 8			
														261 H Ark.-Pine Bluff		7 2			
														300 H Mississippi Val.		20 3			
				LAST 15 GAMES															
				88	H	UT Arlington		4	6	93	A	Ga. Southern		17	8				
				88	H	UT Arlington		8	21	93	A	Ga. Southern		3	2				
				88	H	UT Arlington		5	3	93	A	Ga. Southern		2	3				
				103	A	SFA		7	2										
				203	H	Tennessee Tech		2	15										

Non-Div. I Games:

Little Rock

203	H	Tennessee Tech	10	5
203	H	Tennessee Tech	7	14

L
i
t
t
l
e
R
o
c
k

L
i
t
t
l
e
R
o
c
k

Average RPI Win:	82	WON-LOST	WINNING	LAST 15	STRENGTH OF	OPP. STRENGTH	TEAM	ADJ	CONF.	ADJ CONF.	
Average RPI Loss:	86	RECORD	PCT. RANK	GAMES	SCHEDULE	OF SCHEDULE	RPI	RPI	RPI	RPI	
DIV. I ONLY	21-24-0	.46667	178	6-9-0	58	28	116	.51552	116	3	3
DIV. I NON-CONF.	11-12-0	.47826	159	1-2-0	27	20	109	.52207	109	3	3
<hr/>											
TOTALS	RPI 1-25	RPI 26-50		W-L RECORDS		RPI 51-100		RPI 101-150		RPI 150+	
21-24-0	4-6-0	6-3-0		OVERALL		5-9-0		3-3-0		3-3-0	
15-12-0	3-2-0	5-3-0		HOME		4-2-0		2-3-0		1-2-0	
6-11-0	1-4-0	1-0-0		AWAY		1-6-0		1-0-0		2-1-0	
0-1-0	0-0-0	0-0-0		NEUTRAL		0-1-0		0-0-0		0-0-0	
11-12-0	2-5-0	5-1-0		NON-CONFERENCE		2-2-0		1-2-0		1-2-0	
8-7-0	1-1-0	4-1-0		HOME		2-1-0		0-2-0		1-2-0	
3-5-0	1-4-0	1-0-		AWAY		0-1-0		1-0-0		0-0-0	
0-0-0	0-0-0	0-0-0		NEUTRAL		0-0-0		0-0-0		0-0-0	
10-12-0	2-1-0	1-2-0		CONFERENCE		3-7-0		2-1-0		2-1-0	
7-5-0	2-1-0	1-2-0		HOME		2-1-0		2-1-0		0-0-0	
3-6-0	0-0-0	0-0-0		AWAY		1-5-0		0-0-0		2-1-0	
0-1-0	0-0-0	0-0-0		NEUTRAL		0-1-0		0-0-0		0-0-0	
<hr/>											
RPI S	Opponent	Score		RPI S	Opponent	Score		RPI S	Opponent	Score	
12 H	Mississippi St.	7	8	29 H	Wake Forest	9	4	51 H	California	5	4
19 A	TCU	3	8	29 H	Wake Forest	4	5	51 H	California	18	5
19 A	TCU	11	12	29 H	Wake Forest	2	1	51 H	California	4	5
19 A	TCU	16	6	35 H	Washington	3	7	68 N	UCLA	3	5
20 A	UC Santa Barbara	1	10	35 H	Washington	0	6	81 A	Stanford	1	0
20 A	UC Santa Barbara	2	5	35 H	Washington	4	3	81 A	Stanford	1	8
20 H	UC Santa Barbara	9	5	41 H	Cal St. Fullerton	3	2	81 A	Stanford	8	11
23 H	Arizona	5	8	48 A	Long Beach St.	7	4	82 H	UConn	4	5
23 H	Arizona	8	5	48 H	Long Beach St.	8	3	91 A	Oregon	3	4
23 H	Arizona	5	2					91 A	Oregon	8	12
								91 A	Oregon	5	8
								96 A	Pepperdine	2	3
								96 H	Pepperdine	6	5
								99 H	Oklahoma	5	4

Non-Div. I Games:

Southern California

23	H	Arizona	5	8
117	H	UC Irvine	5	6

S
o
u
t
h
e
r
n
C
a
l
i
f
o
r
n
i
a

S
o
u
t
h
e
r
n
C
a
l
i
f
o
r
n
i
a

Average RPI Win:		141	WON-LOST RECORD		WINNING PCT. RANK	LAST 15 GAMES		STRENGTH OF SCHEDULE		OPP. STRENGTH OF SCHEDULE	TEAM RPI	ADJ RPI	CONF. RPI	ADJ CONF. RPI				
Average RPI Loss:		126																
DIV. I ONLY			26-19-0		.57778	92	7-8-0		216	34	117	.51502	117	7	7			
DIV. I NON-CONF.			19-11-0		.63333	69	3-4-0		252	15	112	.51975	112	9	9			
TOTALS		RPI 1-25		RPI 26-50		W-L RECORDS		RPI 51-100		RPI 101-150		RPI 150+						
26-19-0		0-0-0		2-4-0		OVERALL		3-4-0		10-2-0		11-9-0						
14-7-0		0-0-0		1-2-0		HOME		1-1-0		7-1-0		5-3-0						
12-12-0		0-0-0		1-2-0		AWAY		2-3-0		3-1-0		6-6-0						
0-0-0		0-0-0		0-0-0		NEUTRAL		0-0-0		0-0-0		0-0-0						
19-11-0		0-0-0		0-0-0		NON-CONFERENCE		3-4-0		10-2-0		6-5-0						
11-4-0		0-0-0		0-0-0		HOME		1-1-0		7-1-0		3-2-0						
8-7-0		0-0-0		0-0-		AWAY		2-3-0		3-1-0		3-3-0						
0-0-0		0-0-0		0-0-0		NEUTRAL		0-0-0		0-0-0		0-0-0						
7-8-0		0-0-0		2-4-0		CONFERENCE		0-0-0		0-0-0		5-4-0						
3-3-0		0-0-0		1-2-0		HOME		0-0-0		0-0-0		2-1-0						
4-5-0		0-0-0		1-2-0		AWAY		0-0-0		0-0-0		3-3-0						
0-0-0		0-0-0		0-0-0		NEUTRAL		0-0-0		0-0-0		0-0-0						
RPI	S	Opponent		Score		RPI	S	Opponent		Score		RPI	S	Opponent		Score		
				41	H	Cal St. Fullerton	4	6	57	H	Maryland	9	5	105	A	Loyola Marymount	5	1
				41	H	Cal St. Fullerton	2	0	68	A	UCLA	1	5	105	H	Loyola Marymount	2	7
				41	H	Cal St. Fullerton	2	7	68	A	UCLA	4	2	109	H	Nevada	6	0
				48	A	Long Beach St.	3	8	68	H	UCLA	1	4	109	H	Nevada	8	7
				48	A	Long Beach St.	2	3	71	A	Tennessee	2	0	109	H	Nevada	4	1
				48	A	Long Beach St.	7	2	71	A	Tennessee	4	14	116	A	Southern California	6	5
									71	A	Tennessee	1	12	121	H	Seattle	8	4
														121	H	Seattle	3	2
														121	H	Seattle	4	0
														124	A	UNLV	6	8
														124	H	UNLV	15	2
														128	A	San Diego	9	2
														167	H	UC Riverside	8	3
														167	H	UC Riverside	2	1
														167	H	UC Riverside	1	3
														171	H	UTSA	2	12
														171	H	UTSA	8	3
														171	H	UTSA	7	3
														182	A	Hawaii	5	8
														182	A	Hawaii	4	8
														182	A	Hawaii	14	4
				LAST 15 GAMES														
				68	A	UCLA	1	5	116	A	Southern California	6	5	186	A	San Diego St.	1	5
				68	H	UCLA	1	4	124	H	UNLV	15	2	186	H	San Diego St.	2	4
				68	A	UCLA	4	2	214	A	UC Davis	11	1	212	A	San Jose St.	3	2
				124	A	UNLV	6	8						212	A	San Jose St.	3	9
				41	H	Cal St. Fullerton	2	7						212	A	San Jose St.	11	0
														212	A	San Jose St.	5	8

Non-Div. I Games:

UC Irvine

41	H	Cal St. Fullerton	4	6
41	H	Cal St. Fullerton	2	0

RPI	S	Opponent	Score	
214	A	UC Davis	11	1
214	A	UC Davis	6	4
214	A	UC Davis	6	9
256	A	CSU Bakersfield	7	6
256	H	CSU Bakersfield	9	6

UC Irvine

U
C
I
r
v
i
n
e

U
C
I
r
v
i
n
e

Average RPI Win: 126		WON-LOST	WINNING	LAST 15	STRENGTH OF		OPP. STRENGTH	TEAM	ADJ		CONF.	ADJ CONF.
Average RPI Loss: 71		RECORD	PCT. RANK	GAMES	SCHEDULE		OF SCHEDULE	RPI	RPI		RPI	RPI
DIV. I ONLY		21-26-0	.44681	196	6-9-0		19	62	118		2	2
DIV. I NON-CONF.		12-10-0	.54545	120	1-2-0		78	259	154		2	2
TOTALS		RPI 1-25	RPI 26-50		W-L RECORDS		RPI 51-100		RPI 101-150		RPI 150+	
21-26-0		3-9-0	2-2-0		OVERALL		7-11-0		1-0-0		8-4-0	
17-12-0		2-5-0	2-2-0		HOME		4-2-0		1-0-0		8-3-0	
3-11-0		1-3-0	0-0-0		AWAY		2-7-0		0-0-0		0-1-0	
1-3-0		0-1-0	0-0-0		NEUTRAL		1-2-0		0-0-0		0-0-0	
12-10-0		1-2-0	0-1-0		NON-CONFERENCE		2-3-0		1-0-0		8-4-0	
11-6-0		0-1-0	0-1-0		HOME		2-1-0		1-0-0		8-3-0	
1-1-0		1-0-0	0-0-		AWAY		0-0-0		0-0-0		0-1-0	
0-3-0		0-1-0	0-0-0		NEUTRAL		0-2-0		0-0-0		0-0-0	
9-16-0		2-7-0	2-1-0		CONFERENCE		5-8-0		0-0-0		0-0-0	
6-6-0		2-4-0	2-1-0		HOME		2-1-0		0-0-0		0-0-0	
2-10-0		0-3-0	0-0-0		AWAY		2-7-0		0-0-0		0-0-0	
1-0-0		0-0-0	0-0-0		NEUTRAL		1-0-0		0-0-0		0-0-0	
RPI S	Opponent	Score	RPI S	Opponent	Score	RPI S	Opponent	Score	RPI S	Opponent	Score	
4 H	Texas A&M	10 12	39 H	South Ala.	5 8	56 N	Michigan St.	0 3	137 H	Florida A&M	11 2	
4 H	Texas A&M	9 7	45 H	Kentucky	10 6	60 A	Alabama	3 4	158 H	Alabama St.	11 0	
4 H	Texas A&M	8 12	45 H	Kentucky	6 9	60 A	Alabama	8 1	158 H	Alabama St.	11 2	
7 A	Ole Miss	4 7	45 H	Kentucky	5 2	60 A	Alabama	2 6	160 H	Sacramento St.	6 7	
7 A	Ole Miss	5 6				60 N	Alabama	10 1	160 H	Sacramento St.	10 5	
7 A	Ole Miss	4 6				71 H	Tennessee	7 6	160 H	Sacramento St.	5 6	
16 A	Georgia Tech	14 3				71 H	Tennessee	2 0	178 A	Kennesaw St.	5 6	
16 H	Georgia Tech	1 4				71 H	Tennessee	4 13	218 H	Georgia St.	7 4	
17 H	LSU	5 10				74 H	Oral Roberts	10 1	296 H	Southern U.	7 0	
17 H	LSU	6 8				74 H	Oral Roberts	7 8	296 H	Southern U.	18 6	
17 H	LSU	8 5				74 H	Oral Roberts	18 11	296 H	Southern U.	5 6	
18 N	Southern Miss.	1 3				85 N	Troy	3 4	297 H	Alabama A&M	15 1	
						86 A	Arkansas	2 3	297 H	Alabama A&M	5 0	
						86 A	Arkansas	1 3				
						86 A	Arkansas	7 14				
						97 A	Missouri	3 4				
						97 A	Missouri	11 9				
						97 A	Missouri	0 2				
LAST 15 GAMES												
	60 A Alabama	8 1		7 A Ole Miss	5 6							
	60 A Alabama	3 4		7 A Ole Miss	4 7							
	60 A Alabama	2 6		7 A Ole Miss	4 6							
	45 H Kentucky	6 9										
	45 H Kentucky	10 6										

Non-Div. I Games:

Auburn

45	H	Kentucky	5	2
39	H	South Ala.	5	8

A
u
b
u
r
n

A
u
b
u
r
n

Average RPI Win: 143		WON-LOST RECORD		WINNING PCT. RANK		LAST 15 GAMES		STRENGTH OF SCHEDULE		OPP. STRENGTH OF SCHEDULE		TEAM RPI		ADJ RPI		CONF. RPI		ADJ CONF. RPI	
DIV. I ONLY		26-22-0		.54167 116		7-8-0		94		134		119		.51484 119		16		15	
DIV. I NON-CONF.		18-12-0		.6 84		4-2-0		137		103		115		.51863 115		18		18	
TOTALS		RPI 1-25		RPI 26-50		W-L RECORDS		RPI 51-100		RPI 101-150		RPI 150+							
26-22-0		1-2-0		3-4-0		OVERALL		5-3-0		6-7-0		11-6-0							
18-12-0		0-0-0		1-3-0		HOME		4-2-0		3-1-0		10-6-0							
8-10-0		1-2-0		2-1-0		AWAY		1-1-0		3-6-0		1-0-0							
0-0-0		0-0-0		0-0-0		NEUTRAL		0-0-0		0-0-0		0-0-0							
18-12-0		1-2-0		1-3-0		NON-CONFERENCE		5-3-0		2-2-0		9-2-0							
14-7-0		0-0-0		1-3-0		HOME		4-2-0		1-0-0		8-2-0							
4-5-0		1-2-0		0-0-0		AWAY		1-1-0		1-2-0		1-0-0							
0-0-0		0-0-0		0-0-0		NEUTRAL		0-0-0		0-0-0		0-0-0							
8-10-0		0-0-0		2-1-0		CONFERENCE		0-0-0		4-5-0		2-4-0							
4-5-0		0-0-0		0-0-0		HOME		0-0-0		2-1-0		2-4-0							
4-5-0		0-0-0		2-1-0		AWAY		0-0-0		2-4-0		0-0-0							
0-0-0		0-0-0		0-0-0		NEUTRAL		0-0-0		0-0-0		0-0-0							
RPI	S	Opponent	Score		RPI	S	Opponent	Score		RPI	S	Opponent	Score		RPI	S	Opponent	Score	
18	A	Southern Miss.	2	8	40	A	UNCG	9	3	60	H	Alabama	3	2	102	H	Mercer	3	1
18	A	Southern Miss.	10	8	40	A	UNCG	2	10	65	H	Jacksonville	2	7	102	H	Mercer	3	5
18	A	Southern Miss.	3	6	40	A	UNCG	9	5	65	H	Jacksonville	8	5	102	H	Mercer	11	5
					50	H	BYU	3	4	65	H	Jacksonville	2	9	122	H	UAB	13	2
					50	H	BYU	10	5	84	A	Jacksonville St.	7	6	125	A	Western Caro.	5	10
					50	H	BYU	1	7	84	H	Jacksonville St.	10	7	125	A	Western Caro.	5	6
					50	H	BYU	4	6	85	A	Troy	3	5	125	A	Western Caro.	13	7
										85	H	Troy	20	6	134	A	Furman	5	8
															134	A	Furman	5	3
															134	A	Furman	2	4
															139	A	La.-Monroe	10	2
															139	A	La.-Monroe	2	5
															139	A	La.-Monroe	4	6
															158	A	Alabama St.	18	7
															158	H	Alabama St.	13	3
															172	H	Wofford	3	4
															172	H	Wofford	6	0
															172	H	Wofford	11	3
															197	H	Kansas	5	9
															197	H	Kansas	3	2
															197	H	Kansas	13	9
															243	H	ETSU	9	12
															243	H	ETSU	4	8
															243	H	ETSU	8	14
															279	H	Butler	16	1
															279	H	Butler	4	3
															279	H	Butler	14	1

Non-Div. I Games:

Samford

40	A	UNCG	2	10
60	H	Alabama	3	2

RPI	S	Opponent	Score	
279	H	Butler	12	2
297	H	Alabama A&M	18	6
297	H	Alabama A&M	5	7

Samford

S
a
m
f
o
r
d

S
a
m
f
o
r
d

Average RPI Win: 182		WON-LOST RECORD		WINNING PCT. RANK		LAST 15 GAMES		STRENGTH OF SCHEDULE		OPP. STRENGTH OF SCHEDULE		TEAM RPI		ADJ RPI		CONF. RPI		ADJ CONF. RPI					
DIV. I ONLY		24-23-0		.51064 145		9-6-0		102		149		120		.51467 120		14		14					
DIV. I NON-CONF.		11-16-0		.40741 203		0-3-0		105		118		155		.49447 155		15		15					
TOTALS		RPI 1-25		RPI 26-50		W-L RECORDS		RPI 51-100		RPI 101-150		RPI 150+											
24-23-0		0-2-0		0-4-0		OVERALL		0-6-0		3-5-0		21-6-0											
13-8-0		0-0-0		0-3-0		HOME		0-1-0		0-1-0		13-3-0											
11-12-0		0-2-0		0-0-0		AWAY		0-3-0		3-4-0		8-3-0											
0-3-0		0-0-0		0-1-0		NEUTRAL		0-2-0		0-0-0		0-0-0											
11-16-0		0-2-0		0-1-0		NON-CONFERENCE		0-6-0		3-5-0		8-2-0											
7-3-0		0-0-0		0-0-0		HOME		0-1-0		0-1-0		7-1-0											
4-10-0		0-2-0		0-0-		AWAY		0-3-0		3-4-0		1-1-0											
0-3-0		0-0-0		0-1-0		NEUTRAL		0-2-0		0-0-0		0-0-0											
13-7-0		0-0-0		0-3-0		CONFERENCE		0-0-0		0-0-0		13-4-0											
6-5-0		0-0-0		0-3-0		HOME		0-0-0		0-0-0		6-2-0											
7-2-0		0-0-0		0-0-0		AWAY		0-0-0		0-0-0		7-2-0											
0-0-0		0-0-0		0-0-0		NEUTRAL		0-0-0		0-0-0		0-0-0											
RPI	S	Opponent		Score		RPI	S	Opponent		Score		RPI	S	Opponent		Score		RPI	S	Opponent		Score	
13	A	North Carolina		2	17	28	H	UNCW		1	2	61	A	Old Dominion		1	7	128	A	San Diego		13	11
15	A	Virginia		8	16	28	H	UNCW		1	6	77	H	VCU		5	12	128	A	San Diego		3	7
						28	H	UNCW		4	7	82	N	UConn		1	18	128	A	San Diego		3	9
						42	N	Oregon St.		3	12	82	N	UConn		2	3	145	A	Charlotte		11	0
												87	A	CSUN		3	11	145	A	Charlotte		3	7
												87	A	CSUN		7	11	145	A	Charlotte		5	1
																		149	A	Liberty		4	8
																		149	H	Liberty		7	10
																		153	H	Delaware		10	0
																		153	H	Delaware		7	4
																		153	H	Delaware		2	4
																		154	H	Georgetown		6	8
																		154	H	Georgetown		16	2
																		154	H	Georgetown		10	9
																		173	A	Northeastern		3	0
																		173	A	Northeastern		8	5
																		173	A	Northeastern		2	0
																		176	H	Holy Cross		8	5
																		176	H	Holy Cross		6	5
																		176	H	Holy Cross		12	11
																		184	A	Elon		10	5
																		184	A	Elon		14	7
																		184	A	Elon		7	13
																		188	H	Richmond		12	8
																		193	A	Virginia Tech		12	8
																		202	A	James Madison		2	0
																		202	A	James Madison		11	4

Non-Div. I Games:

William & Mary

153	H	Delaware	10	0
149	H	Liberty	7	10

RPI	S	Opponent	Score	
202	A	James Madison	5	8
213	H	Towson	1	9
213	H	Towson	8	7
213	H	Towson	9	1
219	H	Hofstra	15	10
219	H	Hofstra	14	6
278	A	Norfolk St.	3	6
278	H	Norfolk St.	10	6

Average RPI Win:	201	WON-LOST	WINNING	LAST 15	STRENGTH OF	OPP. STRENGTH	TEAM	ADJ	CONF.	ADJ CONF.	
Average RPI Loss:	113	RECORD	PCT. RANK	GAMES	SCHEDULE	OF SCHEDULE	RPI	RPI	RPI	RPI	
DIV. I ONLY	29-18-0	.61702	70	8-7-0	209	207	121	.51449	121	28	28
DIV. I NON-CONF.	13-13-0	.5	145	1-3-0	90	110	132	.50753	132	27	28
<hr/>											
TOTALS	RPI 1-25	RPI 26-50		W-L RECORDS		RPI 51-100		RPI 101-150		RPI 150+	
29-18-0	0-0-0	4-4-0		OVERALL		1-4-0		3-6-0		21-4-0	
20-4-0	0-0-0	4-1-0		HOME		0-1-0		0-0-0		16-2-0	
9-13-0	0-0-0	0-3-0		AWAY		1-3-0		3-6-0		5-1-0	
0-1-0	0-0-0	0-0-0		NEUTRAL		0-0-0		0-0-0		0-1-0	
13-13-0	0-0-0	4-4-0		NON-CONFERENCE		1-4-0		0-3-0		8-2-0	
12-3-0	0-0-0	4-1-0		HOME		0-1-0		0-0-0		8-1-0	
1-9-0	0-0-0	0-0-		AWAY		1-3-0		0-3-0		0-0-0	
0-1-0	0-0-0	0-0-0		NEUTRAL		0-0-0		0-0-0		0-1-0	
16-5-0	0-0-0	0-0-0		CONFERENCE		0-0-0		3-3-0		13-2-0	
8-1-0	0-0-0	0-0-0		HOME		0-0-0		0-0-0		8-1-0	
8-4-0	0-0-0	0-0-0		AWAY		0-0-0		3-3-0		5-1-0	
0-0-0	0-0-0	0-0-0		NEUTRAL		0-0-0		0-0-0		0-0-0	
RPI	S	Opponent	Score	RPI	S	Opponent	Score	RPI	S	Opponent	Score
				34	H	Minnesota	13 3				
				34	H	Minnesota	5 4				
				34	H	Minnesota	4 1				
				34	H	Minnesota	2 12				
				35	A	Washington	4 12				
				35	A	Washington	1 3				
				35	H	Washington	3 2				
				42	A	Oregon St.	4 5				
		</									

Non-Div. I Games:

Seattle

Seattle

285	H	UTRGV	5	3
285	H	UTRGV	7	4

Through Games Of May 9, 2016

RPI	S	Opponent	Score	
284	A	North Dakota	2	15
285	H	UTRGV	7	4
285	H	UTRGV	5	3
285	H	UTRGV	6	4
292	A	Chicago St.	14	1
292	A	Chicago St.	12	4
292	A	Chicago St.	12	2

Seattle

S
e
a
t
t
l
e

S
e
a
t
t
l
e

UAB

Average RPI Win: 123		WON-LOST RECORD		WINNING PCT. RANK		LAST 15 GAMES		STRENGTH OF SCHEDULE		OPP. STRENGTH OF SCHEDULE		TEAM RPI		ADJ RPI		CONF. RPI		ADJ CONF. RPI	
DIV. I ONLY		19-28-0		.40426 217		7-8-0		12		89		122		.51437 122		5		5	
DIV. I NON-CONF.		9-14-0		.3913 216		1-2-0		37		145		170		.48891 169		4		4	
TOTALS		RPI 1-25		RPI 26-50		W-L RECORDS		RPI 51-100		RPI 101-150		RPI 150+							
19-28-0		3-5-0		0-6-0		OVERALL		7-12-0		1-3-0		8-2-0							
16-10-0		2-3-0		0-0-0		HOME		5-3-0		1-2-0		8-2-0							
3-18-0		1-2-0		0-6-0		AWAY		2-9-0		0-1-0		0-0-0							
0-0-0		0-0-0		0-0-0		NEUTRAL		0-0-0		0-0-0		0-0-0							
9-14-0		0-2-0		0-3-0		NON-CONFERENCE		3-4-0		1-3-0		5-2-0							
8-6-0		0-2-0		0-0-0		HOME		2-0-0		1-2-0		5-2-0							
1-8-0		0-0-0		0-0-		AWAY		1-4-0		0-1-0		0-0-0							
0-0-0		0-0-0		0-0-0		NEUTRAL		0-0-0		0-0-0		0-0-0							
10-14-0		3-3-0		0-3-0		CONFERENCE		4-8-0		0-0-0		3-0-0							
8-4-0		2-1-0		0-0-0		HOME		3-3-0		0-0-0		3-0-0							
2-10-0		1-2-0		0-3-0		AWAY		1-5-0		0-0-0		0-0-0							
0-0-0		0-0-0		0-0-0		NEUTRAL		0-0-0		0-0-0		0-0-0							
RPI	S	Opponent		Score		RPI	S	Opponent		Score		RPI	S	Opponent		Score			
7	H	Ole Miss		1	8	31	A	Fla. Atlantic		3	5	60	A	Alabama		6	7		
7	H	Ole Miss		1	5	31	A	Fla. Atlantic		3	7	60	H	Alabama		8	0		
18	H	Southern Miss.		8	7	31	A	Fla. Atlantic		0	5	61	A	Old Dominion		4	7		
18	H	Southern Miss.		5	3	32	A	Creighton		1	3	61	A	Old Dominion		3	6		
18	H	Southern Miss.		0	11	32	A	Creighton		1	2	61	A	Old Dominion		6	3		
22	A	Rice		0	3	32	A	Creighton		3	4	69	H	Louisiana Tech		4	5		
22	A	Rice		3	7							69	H	Louisiana Tech		10	8		
22	A	Rice		6	2							69	H	Louisiana Tech		7	0		
												80	A	Marshall		3	4		
												80	A	Marshall		1	5		
												80	A	Marshall		5	9		
												84	A	Jacksonville St.		10	11		
												85	A	Troy		1	2		
												85	H	Troy		7	0		
												94	H	Western Ky.		1	2		
												94	H	Western Ky.		2	0		
												94	H	Western Ky.		5	6		
												100	A	Ohio St.		6	3		
												100	A	Ohio St.		3	12		
LAST 15 GAMES																			
												61	A	Old Dominion		3	6		
												162	H	Middle Tenn.		8	0		
												162	H	Middle Tenn.		5	2		

Non-Div. I Games:

UAB

61 A Old Dominion	4	7
61 A Old Dominion	6	3

U
A
B

U
A
B

Average RPI Win: 146		WON-LOST	WINNING	LAST 15	STRENGTH OF		OPP. STRENGTH	TEAM	ADJ		CONF.	ADJ CONF.
Average RPI Loss: 84		RECORD	PCT. RANK	GAMES	SCHEDULE		OF SCHEDULE	RPI	RPI		RPI	RPI
DIV. I ONLY		24-25-0	.4898	157	9-6-0		73	83	123		.51426	123
DIV. I NON-CONF.		18-13-0	.58065	102	5-2-0		111	140	106		.52378	106
TOTALS		RPI 1-25	RPI 26-50		W-L RECORDS		RPI 51-100		RPI 101-150		RPI 150+	
24-25-0		0-3-0	2-7-0		OVERALL		5-5-0		6-7-0		11-3-0	
13-13-0		0-0-0	1-4-0		HOME		0-1-0		4-7-0		8-1-0	
9-10-0		0-3-0	1-1-0		AWAY		5-4-0		0-0-0		3-2-0	
2-2-0		0-0-0	0-2-0		NEUTRAL		0-0-0		2-0-0		0-0-0	
18-13-0		0-0-0	2-4-0		NON-CONFERENCE		2-2-0		3-4-0		11-3-0	
10-7-0		0-0-0	1-1-0		HOME		0-1-0		1-4-0		8-1-0	
6-4-0		0-0-0	1-0-		AWAY		2-1-0		0-0-0		3-2-0	
2-2-0		0-0-0	0-2-0		NEUTRAL		0-0-0		2-0-0		0-0-0	
6-12-0		0-3-0	0-3-0		CONFERENCE		3-3-0		3-3-0		0-0-0	
3-6-0		0-0-0	0-3-0		HOME		0-0-0		3-3-0		0-0-0	
3-6-0		0-3-0	0-0-0		AWAY		3-3-0		0-0-0		0-0-0	
0-0-0		0-0-0	0-0-0		NEUTRAL		0-0-0		0-0-0		0-0-0	
RPI S	Opponent	Score	RPI S	Opponent	Score	RPI S	Opponent	Score	RPI S	Opponent	Score	
11 A	Texas Tech	3 10	27 H	Oklahoma St.	1 2	74 H	Oral Roberts	10 14	103 H	SFA	5 6	
11 A	Texas Tech	5 6	27 H	Oklahoma St.	4 5	95 A	West Virginia	8 6	103 H	SFA	11 5	
11 A	Texas Tech	4 10	27 H	Oklahoma St.	4 5	95 A	West Virginia	15 2	125 H	Western Caro.	2 6	
			32 A	Creighton	4 5	95 A	West Virginia	4 5	125 H	Western Caro.	2 10	
			32 H	Creighton	8 2	98 A	Iowa	3 2	125 H	Western Caro.	5 7	
			42 N	Oregon St.	0 14	98 A	Iowa	1 2	129 N	Utah	9 2	
			42 N	Oregon St.	5 7	98 A	Iowa	4 2	129 N	Utah	20 4	
			46 A	Nebraska	4 2	99 A	Oklahoma	1 10	130 H	Baylor	11 7	
			46 H	Nebraska	1 5	99 A	Oklahoma	9 3	130 H	Baylor	10 4	
						99 A	Oklahoma	0 12	130 H	Baylor	5 7	
									132 H	Texas	3 2	
									132 H	Texas	5 12	
									132 H	Texas	3 6	
									165 H	Milwaukee	3 1	
									165 H	Milwaukee	7 0	
									165 H	Milwaukee	1 14	
									167 A	UC Riverside	3 6	
									167 A	UC Riverside	8 1	
									167 A	UC Riverside	1 0	
									167 A	UC Riverside	3 6	
									174 A	Wichita St.	5 2	
									174 H	Wichita St.	9 5	
									179 H	Omaha	11 3	
									207 H	Grand Canyon	10 6	
									261 H	Ark.-Pine Bluff	13 8	
									261 H	Ark.-Pine Bluff	15 9	
									261 H	Ark.-Pine Bluff	18 8	
LAST 15 GAMES												
			99 A	Oklahoma	0 12	98 A	Iowa	3 2				
			99 A	Oklahoma	1 10	207 H	Grand Canyon	10 6				
			99 A	Oklahoma	9 3	130 H	Baylor	10 4				
			174 A	Wichita St.	5 2							
			174 H	Wichita St.	9 5							

Non-Div. I Games:

Kansas St.

98	A	Iowa	1	2
98	A	Iowa	4	2

K
a
n
s
a
s
S
t
.

K
a
n
s
a
s
S
t
.

UNLV

UNLV

212 A San Jose St.	3	5
212 A San Jose St.	12	0

U
N
L
V

U
N
L
V

Average RPI Win: 177		WON-LOST	WINNING	LAST 15	STRENGTH OF		OPP. STRENGTH	TEAM	ADJ	CONF.	ADJ CONF.
Average RPI Loss: 116		RECORD	PCT. RANK	GAMES	SCHEDULE		OF SCHEDULE	RPI	RPI	RPI	RPI
DIV. I ONLY		23-23-0	.5	151	6-9-0		119	119	125	.51314	125
DIV. I NON-CONF.		10-15-0	.4	205	1-2-0		69	67	143	.50054	143
TOTALS		RPI 1-25	RPI 26-50		W-L RECORDS		RPI 51-100		RPI 101-150		RPI 150+
23-23-0	0-6-0	0-1-0		OVERALL		0-0-0		9-9-0		14-7-0	
11-8-0	0-1-0	0-0-0		HOME		0-0-0		4-5-0		7-2-0	
12-13-0	0-5-0	0-1-0		AWAY		0-0-0		5-4-0		7-3-0	
0-2-0	0-0-0	0-0-0		NEUTRAL		0-0-0		0-0-0		0-2-0	
10-15-0	0-6-0	0-1-0		NON-CONFERENCE		0-0-0		5-4-0		5-4-0	
6-4-0	0-1-0	0-0-0		HOME		0-0-0		1-2-0		5-1-0	
4-9-0	0-5-0	0-0-0		AWAY		0-0-0		4-2-0		0-1-0	
0-2-0	0-0-0	0-0-0		NEUTRAL		0-0-0		0-0-0		0-2-0	
13-8-0	0-0-0	0-0-0		CONFERENCE		0-0-0		4-5-0		9-3-0	
5-4-0	0-0-0	0-0-0		HOME		0-0-0		3-3-0		2-1-0	
8-4-0	0-0-0	0-0-0		AWAY		0-0-0		1-2-0		7-2-0	
0-0-0	0-0-0	0-0-0		NEUTRAL		0-0-0		0-0-0		0-0-0	
RPI S	Opponent	Score		RPI S	Opponent	Score		RPI S	Opponent	Score	
9 A	Clemson	6	7	28 A	UNCW	2	15	101 A	Indiana	1	9
9 H	Clemson	8	10					101 A	Indiana	4	1
13 A	North Carolina	2	10					101 A	Indiana	2	3
16 A	Georgia Tech	3	14					102 H	Mercer	9	7
16 A	Georgia Tech	4	5					102 H	Mercer	8	9
16 A	Georgia Tech	3	4					102 H	Mercer	2	9
								119 H	Samford	7	13
								119 H	Samford	10	5
								119 H	Samford	6	5
								123 A	Kansas St.	6	2
								123 A	Kansas St.	10	2
								123 A	Kansas St.	7	5
								134 A	Furman	4	11
								134 A	Furman	8	9
								134 A	Furman	10	4
								139 H	La.-Monroe	15	7
								139 H	La.-Monroe	10	16
								139 H	La.-Monroe	6	11
								152 N	St. John's (NY)	3	14
								155 A	Gardner-Webb	0	4
								155 H	Gardner-Webb	16	14
								172 A	Wofford	14	4
								172 A	Wofford	12	3
								172 A	Wofford	9	1
								181 H	Presbyterian	10	9
								188 N	Richmond	1	3
								193 H	Virginia Tech	14	10
LAST 15 GAMES											
	134 A	Furman	10	4		236 A	The Citadel	4	6		
	134 A	Furman	8	9		236 A	The Citadel	11	0		
	134 A	Furman	4	11		236 A	The Citadel	1	2		
	102 H	Mercer	2	9							
	102 H	Mercer	8	9							

Non-Div. I Games:

Western Caro.

102	H	Mercer	9	7
155	A	Gardner-Webb	0	4

RPI	S	Opponent	Score	
235	H	Niagara	17	4
235	H	Niagara	10	2
236	A	The Citadel	1	2
236	A	The Citadel	11	0
236	A	The Citadel	4	6
243	H	ETSU	12	11
243	H	ETSU	8	14
243	H	ETSU	15	9
251	A	VMI	21	7
251	A	VMI	7	1
251	A	VMI	14	11
282	H	UNC Asheville	0	8

W
e
s
t
e
r
n
C
a
r
o
.

W
e
s
t
e
r
n
C
a
r
o
.

FIU

Average RPI Win: 139		WON-LOST	WINNING	LAST 15	STRENGTH OF	OPP. STRENGTH	TEAM	ADJ	CONF.	ADJ CONF.							
Average RPI Loss: 79		RECORD	PCT. RANK	GAMES	SCHEDULE	OF SCHEDULE	RPI	RPI	RPI	RPI							
DIV. I ONLY		21-27-0	.4375	201	7-8-0	33	82	126	.51293	126	5	5					
DIV. I NON-CONF.		12-12-0	.5	145	2-1-0	43	129	122	.51492	122	4	4					
<hr/>																	
TOTALS		RPI 1-25		RPI 26-50		W-L RECORDS		RPI 51-100		RPI 101-150		RPI 150+					
21-27-0		0-7-0		2-1-0		OVERALL		5-10-0		2-6-0		12-3-0					
12-16-0		0-3-0		2-1-0		HOME		1-6-0		1-4-0		8-2-0					
9-11-0		0-4-0		0-0-0		AWAY		4-4-0		1-2-0		4-1-0					
0-0-0		0-0-0		0-0-0		NEUTRAL		0-0-0		0-0-0		0-0-0					
12-12-0		0-4-0		0-0-0		NON-CONFERENCE		1-2-0		1-4-0		10-2-0					
9-7-0		0-0-0		0-0-0		HOME		0-1-0		1-4-0		8-2-0					
3-5-0		0-4-0		0-0-		AWAY		1-1-0		0-0-0		2-0-0					
0-0-0		0-0-0		0-0-0		NEUTRAL		0-0-0		0-0-0		0-0-0					
9-15-0		0-3-0		2-1-0		CONFERENCE		4-8-0		1-2-0		2-1-0					
3-9-0		0-3-0		2-1-0		HOME		1-5-0		0-0-0		0-0-0					
6-6-0		0-0-0		0-0-0		AWAY		3-3-0		1-2-0		2-1-0					
0-0-0		0-0-0		0-0-0		NEUTRAL		0-0-0		0-0-0		0-0-0					
RPI	S	Opponent		Score		RPI	S	Opponent		Score		RPI	S	Opponent		Score	
2	A	Louisville		0	7	31	H	Fla. Atlantic		7	6	61	H	Old Dominion		11	12
7	A	Ole Miss		4	7	31	H	Fla. Atlantic		1	9	61	H	Old Dominion		2	10
7	A	Ole Miss		5	16	31	H	Fla. Atlantic		4	3	61	H	Old Dominion		1	11
7	A	Ole Miss		2	9							65	A	Jacksonville		5	10
22	H	Rice		1	12							65	A	Jacksonville		3	2
22	H	Rice		0	2							69	A	Louisiana Tech		1	0
22	H	Rice		0	3							69	A	Louisiana Tech		0	5
												69	A	Louisiana Tech		1	6
												80	H	Marshall		4	5
												80	H	Marshall		10	5
												80	H	Marshall		5	6
												94	A	Western Ky.		8	7
												94	A	Western Ky.		8	7
												94	A	Western Ky.		2	3
												97	H	Missouri		6	7
														171 A UTSA			
														185 A South Fla.			
														187 A Bethune-Cookman			
														187 H Bethune-Cookman			
														211 H Manhattan			
														211 H Manhattan			
														211 H Manhattan			
														211 H Manhattan			
														215 H Illinois St.			
LAST 15 GAMES				22	H	Rice	1	12	185	A	South Fla.	6	5				
				22	H	Rice	0	3	31	H	Fla. Atlantic	1	9				
				22	H	Rice	0	2	31	H	Fla. Atlantic	4	3				
				94	A	Western Ky.	2	3									
				94	A	Western Ky.	8	7									

Non-Div. I Games: St. Thomas (FL) 6 1

FIU

94	A	Western Ky.	8	7
2	A	Louisville	0	7

UCF

Average RPI Win:		193	WON-LOST RECORD		WINNING PCT. RANK		LAST 15 GAMES		STRENGTH OF SCHEDULE		OPP. STRENGTH OF SCHEDULE		TEAM RPI		ADJ RPI		CONF. RPI		ADJ CONF. RPI	
DIV. I ONLY			24-25-0		.4898 157		6-8-0		83		98		127		.51273 127		8		8	
DIV. I NON-CONF.			16-15-0		.51613 144		1-1-0		34		105		97		.52842 97		6		6	
TOTALS		RPI 1-25		RPI 26-50		W-L RECORDS		RPI 51-100		RPI 101-150		RPI 150+								
24-25-0		1-8-0		1-4-0		OVERALL		2-5-0		2-1-0		18-7-0								
17-9-0		0-2-0		0-4-0		HOME		1-0-0		2-1-0		14-2-0								
7-14-0		1-6-0		1-0-0		AWAY		1-4-0		0-0-0		4-4-0								
0-2-0		0-0-0		0-0-0		NEUTRAL		0-1-0		0-0-0		0-1-0								
16-15-0		1-8-0		1-1-0		NON-CONFERENCE		1-3-0		0-0-0		13-3-0								
13-4-0		0-2-0		0-1-0		HOME		1-0-0		0-0-0		12-1-0								
3-9-0		1-6-0		1-0-		AWAY		0-2-0		0-0-0		1-1-0								
0-2-0		0-0-0		0-0-0		NEUTRAL		0-1-0		0-0-0		0-1-0								
8-10-0		0-0-0		0-3-0		CONFERENCE		1-2-0		2-1-0		5-4-0								
4-5-0		0-0-0		0-3-0		HOME		0-0-0		2-1-0		2-1-0								
4-5-0		0-0-0		0-0-0		AWAY		1-2-0		0-0-0		3-3-0								
0-0-0		0-0-0		0-0-0		NEUTRAL		0-0-0		0-0-0		0-0-0								
RPI	S	Opponent		Score		RPI	S	Opponent		Score		RPI	S	Opponent		Score				
1	A	Florida		0 4		26	H	Tulane		1 4		56	N	Michigan St.		2 6				
1	H	Florida		5 9		26	H	Tulane		0 6		64	A	North Florida		3 4				
3	A	Miami (FL)		4 8		26	H	Tulane		3 4		64	H	North Florida		5 4				
3	H	Miami (FL)		2 5		31	A	Fla. Atlantic		3 1		65	A	Jacksonville		3 8				
8	A	Florida St.		4 5		31	H	Fla. Atlantic		0 5		92	A	Houston		0 1				
8	A	Florida St.		2 7								92	A	Houston		3 4				
22	A	Rice		2 0								92	A	Houston		2 1				
22	A	Rice		3 4																
22	A	Rice		10 13																

Non-Div. I Games:

UCF

UCF

185	A	South Fla.	0	4
31	A	Fla. Atlantic	3	1

Through Games Of May 9, 2016

RPI	S	Opponent	Score	
272	H	LIU Brooklyn	12	7

UCF

U
C
F

U
C
F

[illegible]

Non-Div. I Games:

San Diego

150	A	San Francisco	2	8
150	A	San Francisco	6	7

RPI	S	Opponent	Score	
209	A	Portland	9	5

San Diego

S
a
n
D
i
e
g
o

S
a
n
D
i
e
g
o

Average RPI Win: 106		WON-LOST RECORD		WINNING PCT. RANK		LAST 15 GAMES		STRENGTH OF SCHEDULE		OPP. STRENGTH OF SCHEDULE		TEAM RPI		ADJ RPI		CONF. RPI		ADJ CONF. RPI	
DIV. I ONLY		18-24-0		.42857 205		8-7-0		66		63		129		.51259 129		3		3	
DIV. I NON-CONF.		5-15-0		.25 268		2-3-0		121		136		246		.44879 246		3		3	
TOTALS		RPI 1-25		RPI 26-50		W-L RECORDS		RPI 51-100		RPI 101-150		RPI 150+							
18-24-0		3-0-0		1-7-0		OVERALL		6-4-0		1-7-0		7-6-0							
8-6-0		3-0-0		1-2-0		HOME		2-1-0		0-2-0		2-1-0							
8-12-0		0-0-0		0-2-0		AWAY		4-3-0		1-3-0		3-4-0							
2-6-0		0-0-0		0-3-0		NEUTRAL		0-0-0		0-2-0		2-1-0							
5-15-0		0-0-0		0-4-0		NON-CONFERENCE		0-1-0		0-5-0		5-5-0							
2-3-0		0-0-0		0-0-0		HOME		0-0-0		0-2-0		2-1-0							
1-7-0		0-0-0		0-0-		AWAY		0-1-0		0-1-0		1-3-0							
2-5-0		0-0-0		0-2-0		NEUTRAL		0-0-0		0-2-0		2-1-0							
13-9-0		3-0-0		1-3-0		CONFERENCE		6-3-0		1-2-0		2-1-0							
6-3-0		3-0-0		1-2-0		HOME		2-1-0		0-0-0		0-0-0							
7-5-0		0-0-0		0-0-0		AWAY		4-2-0		1-2-0		2-1-0							
0-1-0		0-0-0		0-1-0		NEUTRAL		0-0-0		0-0-0		0-0-0							
RPI	S	Opponent		Score		RPI	S	Opponent		Score		RPI	S	Opponent		Score			
23	H	Arizona		6 3		34	N	Minnesota		3 9		52	A	Arizona St.		3 1			
23	H	Arizona		4 2		34	N	Minnesota		1 6		52	A	Arizona St.		16 7			
23	H	Arizona		7 6		42	H	Oregon St.		7 6		52	A	Arizona St.		0 5			
						42	H	Oregon St.		2 7		55	A	St. Mary's (CA)		2 7			
						42	H	Oregon St.		4 10		68	H	UCLA		3 10			
						42	H	Oregon St.		4 10		68	H	UCLA		6 4			
						42	N	Oregon St.		2 10		68	H	UCLA		9 4			
						50	A	BYU		3 14		68	H	UCLA		9 4			
						50	A	BYU		0 6		91	A	Oregon		2 0			
												91	A	Oregon		5 9			
												91	A	Oregon		4 1			

Non-Div. I Games:

Utah

68 H UCLA	6	4
42 H Oregon St.	2	7

U
t
a
h

U
t
a
h

Average RPI Win: 126		WON-LOST	WINNING	LAST 15	STRENGTH OF		OPP. STRENGTH	TEAM	ADJ		CONF.	ADJ CONF.
Average RPI Loss: 85		RECORD	PCT. RANK	GAMES	SCHEDULE		OF SCHEDULE	RPI	RPI		RPI	RPI
DIV. I ONLY		20-24-0	.45455	190	5-10-0		42	61	130		4	4
DIV. I NON-CONF.		14-12-0	.53846	128	2-1-0		32	75	105		5	5
TOTALS		RPI 1-25	RPI 26-50		W-L RECORDS		RPI 51-100		RPI 101-150		RPI 150+	
20-24-0		1-2-0	3-6-0		OVERALL		5-9-0		2-5-0		9-2-0	
14-14-0		1-2-0	2-5-0		HOME		1-2-0		1-3-0		9-2-0	
6-10-0		0-0-0	1-1-0		AWAY		4-7-0		1-2-0		0-0-0	
0-0-0		0-0-0	0-0-0		NEUTRAL		0-0-0		0-0-0		0-0-0	
14-12-0		0-0-0	3-3-0		NON-CONFERENCE		3-5-0		1-3-0		7-1-0	
11-8-0		0-0-0	2-2-0		HOME		1-2-0		1-3-0		7-1-0	
3-4-0		0-0-0	1-0-		AWAY		2-3-0		0-0-0		0-0-0	
0-0-0		0-0-0	0-0-0		NEUTRAL		0-0-0		0-0-0		0-0-0	
6-12-0		1-2-0	0-3-0		CONFERENCE		2-4-0		1-2-0		2-1-0	
3-6-0		1-2-0	0-3-0		HOME		0-0-0		0-0-0		2-1-0	
3-6-0		0-0-0	0-0-0		AWAY		2-4-0		1-2-0		0-0-0	
0-0-0		0-0-0	0-0-0		NEUTRAL		0-0-0		0-0-0		0-0-0	
RPI S	Opponent	Score	RPI S	Opponent	Score	RPI S	Opponent	Score	RPI S	Opponent	Score	
11 H	Texas Tech	0 5	27 H	Oklahoma St.	2 6	73 H	Lamar	6 3	123 A	Kansas St.	4 10	
11 H	Texas Tech	5 6	27 H	Oklahoma St.	1 3	78 A	Sam Houston St.	5 1	123 A	Kansas St.	7 11	
11 H	Texas Tech	4 3	27 H	Oklahoma St.	7 10	78 H	Sam Houston St.	5 6	123 A	Kansas St.	7 5	
			35 H	Washington	9 5	88 A	UT Arlington	3 6	128 H	San Diego	3 5	
			35 H	Washington	1 7	88 H	UT Arlington	2 9	128 H	San Diego	6 3	
			35 H	Washington	2 7	92 A	Houston	2 11	141 H	New Mexico St.	5 9	
			37 A	Dallas Baptist	19 6	92 A	Houston	4 2	141 H	New Mexico St.	4 7	
			37 A	Dallas Baptist	3 5	92 A	Houston	4 10	161 H	Texas St.	3 12	
			37 H	Dallas Baptist	8 3	95 A	West Virginia	1 5	171 H	UTSA	5 4	
						95 A	West Virginia	0 10	172 H	Wofford	4 0	
						95 A	West Virginia	8 6	172 H	Wofford	9 5	
						99 A	Oklahoma	6 7	175 H	Stony Brook	16 2	
						99 A	Oklahoma	6 1	175 H	Stony Brook	6 5	
						99 A	Oklahoma	3 4	175 H	Stony Brook	20 4	
									197 H	Kansas	5 2	
									197 H	Kansas	2 1	
									197 H	Kansas	1 6	
									273 H	Incarnate Word	8 7	
LAST 15 GAMES												
			95 A	West Virginia	1 5	78 H	Sam Houston St.	5 6				
			95 A	West Virginia	8 6	27 H	Oklahoma St.	7 10				
			95 A	West Virginia	0 10	27 H	Oklahoma St.	1 3				
			273 H	Incarnate Word	8 7							
			123 A	Kansas St.	4 10							

Non-Div. I Games:

Baylor

123 A Kansas St.	7	11
123 A Kansas St.	7	5

B
a
y
l
o
r

B
a
y
l
o
r

Average RPI Win:	179	WON-LOST RECORD	WINNING PCT. RANK	LAST 15 GAMES		STRENGTH OF SCHEDULE	OPP. STRENGTH OF SCHEDULE	TEAM RPI	ADJ RPI	CONF. RPI	ADJ CONF. RPI	
DIV. I ONLY		29-17-0	.63043	62	4-11-0	232	90	131	.51118	131	11	11
DIV. I NON-CONF.		26-6-0	.8125	13	2-1-0	264	59	63	.54578	63	13	13
<hr/>												
TOTALS	RPI 1-25	RPI 26-50		W-L RECORDS		RPI 51-100		RPI 101-150		RPI 150+		
29-17-0	0-0-0	1-3-0		OVERALL		7-5-0		6-6-0		15-3-0		
19-8-0	0-0-0	1-3-0		HOME		6-0-0		2-5-0		10-0-0		
9-8-0	0-0-0	0-0-0		AWAY		1-4-0		4-1-0		4-3-0		
1-1-0	0-0-0	0-0-0		NEUTRAL		0-1-0		0-0-0		1-0-0		
26-6-0	0-0-0	1-3-0		NON-CONFERENCE		7-2-0		4-0-0		14-1-0		
18-3-0	0-0-0	1-3-0		HOME		6-0-0		1-0-0		10-0-0		
7-2-0	0-0-0	0-0-		AWAY		1-1-0		3-0-0		3-1-0		
1-1-0	0-0-0	0-0-0		NEUTRAL		0-1-0		0-0-0		1-0-0		
3-11-0	0-0-0	0-0-0		CONFERENCE		0-3-0		2-6-0		1-2-0		
1-5-0	0-0-0	0-0-0		HOME		0-0-0		1-5-0		0-0-0		
2-6-0	0-0-0	0-0-0		AWAY		0-3-0		1-1-0		1-2-0		
0-0-0	0-0-0	0-0-0		NEUTRAL		0-0-0		0-0-0		0-0-0		
RPI	S	Opponent	Score	RPI	S	Opponent	Score	RPI	S	Opponent	Score	
				27	H	Oklahoma St.	5 6	74	H	Oral Roberts	5 0	
				34	H	Minnesota	5 7	76	A	Indiana St.	2 4	
				34	H	Minnesota	5 12	76	A	Indiana St.	1 2	
				34	H	Minnesota	5 4	76	A	Indiana St.	6 7	
								82	N	UConn	4 12	
								83	A	Austin Peay	11 4	
								86	H	Arkansas	14 6	
								97	A	Missouri	9 17	
								97	H	Missouri	16 1	
								98	H	Iowa	5 4	
								98	H	Iowa	4 1	
								98	H	Iowa	8 6	
								</				

Non-Div. I Games:

Missouri St.

Missouri St.

76 A Indiana St.	1	2
76 A Indiana St.	6	7

Through Games Of May 9, 2016

RPI	S	Opponent	Score	
271	H	SIUE	6	2
271	H	SIUE	11	1
293	N	Alcorn	13	1

Missouri St.

Missouri St.

Missouri St.

Average RPI Win: 117		WON-LOST RECORD		WINNING PCT. RANK		LAST 15 GAMES		STRENGTH OF SCHEDULE		OPP. STRENGTH OF SCHEDULE		TEAM RPI		ADJ RPI		CONF. RPI		ADJ CONF. RPI					
DIV. I ONLY		21-27-0		.4375 201		7-8-0		41		44		132		.5093 132		4		4					
DIV. I NON-CONF.		12-15-0		.44444 184		3-0-0		76		34		175		.48679 175		5		5					
TOTALS		RPI 1-25		RPI 26-50		W-L RECORDS		RPI 51-100		RPI 101-150		RPI 150+											
21-27-0		4-3-0		1-5-0		OVERALL		5-15-0		4-2-0		7-2-0											
14-16-0		2-1-0		1-5-0		HOME		3-7-0		2-1-0		6-2-0											
7-10-0		2-2-0		0-0-0		AWAY		2-7-0		2-1-0		1-0-0											
0-1-0		0-0-0		0-0-0		NEUTRAL		0-1-0		0-0-0		0-0-0											
12-15-0		0-1-0		1-2-0		NON-CONFERENCE		4-10-0		2-1-0		5-1-0											
10-11-0		0-0-0		1-2-0		HOME		3-7-0		2-1-0		4-1-0											
2-3-0		0-1-0		0-0-		AWAY		1-2-0		0-0-0		1-0-0											
0-1-0		0-0-0		0-0-0		NEUTRAL		0-1-0		0-0-0		0-0-0											
9-12-0		4-2-0		0-3-0		CONFERENCE		1-5-0		2-1-0		2-1-0											
4-5-0		2-1-0		0-3-0		HOME		0-0-0		0-0-0		2-1-0											
5-7-0		2-1-0		0-0-0		AWAY		1-5-0		2-1-0		0-0-0											
0-0-0		0-0-0		0-0-0		NEUTRAL		0-0-0		0-0-0		0-0-0											
RPI	S	Opponent		Score		RPI	S	Opponent		Score		RPI	S	Opponent		Score							
4	A	Texas A&M		4	5	26	H	Tulane		2	3	51	H	California		1	4	123	A	Kansas St.	6	3	
11	A	Texas Tech		7	4	26	H	Tulane		10	3	51	H	California		7	10	123	A	Kansas St.	12	5	
11	A	Texas Tech		6	13	26	H	Tulane		3	5	51	H	California		0	6	123	A	Kansas St.	2	3	
11	A	Texas Tech		17	1	27	H	Oklahoma St.		0	3	51	H	California		3	4	124	H	UNLV	7	0	
19	H	TCU		2	0	27	H	Oklahoma St.		3	6	68	A	UCLA		7	5	124	H	UNLV	3	4	
19	H	TCU		4	3	27	H	Oklahoma St.		4	8	68	A	UCLA		4	5	124	H	UNLV	11	2	
19	H	TCU		5	9							68	A	UCLA		3	6	161	A	Texas St.	10	4	
												73	H	Lamar		2	4	161	H	Texas St.	6	2	
												78	H	Sam Houston St.		12	3	171	H	UTSA	11	2	
												81	H	Stanford		1	11	197	H	Kansas	8	6	
												81	H	Stanford		9	0	197	H	Kansas	5	11	
												81	H	Stanford		0	1	197	H	Kansas	12	2	
												81	H	Stanford		4	3	225	H	A&M-Corpus Christi	0	5	
												92	N	Houston		2	3	285	H	UTRGV	7	5	
												95	A	West Virginia		2	11	298	H	Prairie View	7	0	
												95	A	West Virginia		7	14						
												95	A	West Virginia		5	9						
												99	A	Oklahoma		1	6						
												99	A	Oklahoma		5	3						
												99	A	Oklahoma		3	4						
						LAST 15 GAMES																	
						95	A	West Virginia		5	9	161	H	Texas St.		6	2						
						95	A	West Virginia		7	14	11	A	Texas Tech		17	1						
						95	A	West Virginia		2	11	11	A	Texas Tech		7	4						
						298	H	Prairie View		7	0												
						27	H	Oklahoma St.		4	8												

Non-Div. I Games:

Texas

27 H Oklahoma St.	3	6
27 H Oklahoma St.	0	3

T
e
x
a
s

T
e
x
a
s

Average RPI Win:		201	WON-LOST RECORD		WINNING PCT. RANK	LAST 15 GAMES		STRENGTH OF SCHEDULE		OPP. STRENGTH OF SCHEDULE	TEAM RPI	ADJ RPI	CONF. RPI	ADJ CONF. RPI			
DIV. I ONLY			26-22-0		.54167	116	7-7-0	172		218	133	.50896	133	21	21		
DIV. I NON-CONF.			13-11-0		.54167	124	0-2-0	100		227	86	.53506	86	23	23		
TOTALS		RPI 1-25		RPI 26-50		W-L RECORDS		RPI 51-100		RPI 101-150		RPI 150+					
26-22-0		0-2-0		0-1-0		OVERALL		3-8-0		4-1-0		19-10-0					
14-4-0		0-0-0		0-0-0		HOME		3-1-0		1-0-0		10-3-0					
9-17-0		0-2-0		0-1-0		AWAY		0-7-0		2-1-0		7-6-0					
3-1-0		0-0-0		0-0-0		NEUTRAL		0-0-0		1-0-0		2-1-0					
13-11-0		0-2-0		0-1-0		NON-CONFERENCE		1-4-0		4-1-0		8-3-0					
5-1-0		0-0-0		0-0-0		HOME		1-0-0		1-0-0		3-1-0					
5-9-0		0-2-0		0-0-		AWAY		0-4-0		2-1-0		3-1-0					
3-1-0		0-0-0		0-0-0		NEUTRAL		0-0-0		1-0-0		2-1-0					
13-11-0		0-0-0		0-0-0		CONFERENCE		2-4-0		0-0-0		11-7-0					
9-3-0		0-0-0		0-0-0		HOME		2-1-0		0-0-0		7-2-0					
4-8-0		0-0-0		0-0-0		AWAY		0-3-0		0-0-0		4-5-0					
0-0-0		0-0-0		0-0-0		NEUTRAL		0-0-0		0-0-0		0-0-0					
RPI	S	Opponent		Score		RPI	S	Opponent		Score		RPI	S	Opponent		Score	
2	A	Louisville		5	9	45	A	Kentucky		5	10	58	A	Southeast Mo. St.		5	6
6	A	North Carolina St.		5	7							58	A	Southeast Mo. St.		1	5
												58	A	Southeast Mo. St.		4	5
												71	A	Tennessee		5	6
												80	A	Marshall		5	6
												80	H	Marshall		13	0
												83	H	Austin Peay		2	6
												83	H	Austin Peay		11	1
												83	H	Austin Peay		7	6
												100	A	Ohio St.		0	1
												100	A	Ohio St.		3	7

Non-Div. I Games: West Va. Tech 15 3

Morehead St.

83 H Austin Peay	7	6
83 H Austin Peay	11	1

RPI	S	Opponent	Score	
269	A	N.C. Central	24	4
271	A	SIUE	2	0
271	A	SIUE	11	2
271	A	SIUE	0	2
275	A	Eastern Ill.	2	6
275	A	Eastern Ill.	23	7
275	A	Eastern Ill.	1	5

Morehead St.

M
o
r
e
h
e
a
d
s
t
.

M
o
r
e
h
e
a
d
s
t
.

Average RPI Win: 171		WON-LOST RECORD		WINNING PCT. RANK		LAST 15 GAMES		STRENGTH OF SCHEDULE		OPP. STRENGTH OF SCHEDULE		TEAM RPI		ADJ RPI		CONF. RPI		ADJ CONF. RPI					
DIV. I ONLY		22-26-0		.45833 183		7-8-0		62		171		134		.50824 134		16		15					
DIV. I NON-CONF.		12-18-0		.4 205		1-3-0		51		179		159		.49302 159		18		18					
TOTALS		RPI 1-25		RPI 26-50		W-L RECORDS		RPI 51-100		RPI 101-150		RPI 150+											
22-26-0		0-4-0		1-5-0		OVERALL		3-2-0		5-4-0		13-11-0											
14-11-0		0-2-0		1-2-0		HOME		1-1-0		4-2-0		8-4-0											
8-15-0		0-2-0		0-3-0		AWAY		2-1-0		1-2-0		5-7-0											
0-0-0		0-0-0		0-0-0		NEUTRAL		0-0-0		0-0-0		0-0-0											
12-18-0		0-4-0		0-3-0		NON-CONFERENCE		3-2-0		0-0-0		9-9-0											
9-7-0		0-2-0		0-0-0		HOME		1-1-0		0-0-0		8-4-0											
3-11-0		0-2-0		0-0-		AWAY		2-1-0		0-0-0		1-5-0											
0-0-0		0-0-0		0-0-0		NEUTRAL		0-0-0		0-0-0		0-0-0											
10-8-0		0-0-0		1-2-0		CONFERENCE		0-0-0		5-4-0		4-2-0											
5-4-0		0-0-0		1-2-0		HOME		0-0-0		4-2-0		0-0-0											
5-4-0		0-0-0		0-0-0		AWAY		0-0-0		1-2-0		4-2-0											
0-0-0		0-0-0		0-0-0		NEUTRAL		0-0-0		0-0-0		0-0-0											
RPI	S	Opponent		Score		RPI	S	Opponent		Score		RPI	S	Opponent		Score							
5	A	South Carolina		4	5	26	A	Tulane		6	11	54	H	Col. of Charleston		9	7	102	A	Mercer	4	0	
5	H	South Carolina		4	14	26	A	Tulane		6	10	56	H	Michigan St.		8	15	102	A	Mercer	4	8	
9	A	Clemson		6	7	26	A	Tulane		0	8	95	A	West Virginia		8	6	102	A	Mercer	7	8	
9	H	Clemson		7	9	40	H	UNCG		9	7	95	A	West Virginia		5	8	119	H	Samford	3	5	
						40	H	UNCG		11	18	95	A	West Virginia		7	3	119	H	Samford	8	5	
						40	H	UNCG		0	14							119	H	Samford	4	2	
																		125	H	Western Caro.	9	8	
																		125	H	Western Caro.	4	10	
																		125	H	Western Caro.	11	4	
																		155	A	Gardner-Webb	3	6	
																		155	H	Gardner-Webb	1	2	
																		176	H	Holy Cross	5	2	
																		176	H	Holy Cross	7	4	
																		176	H	Holy Cross	7	10	
																		181	A	Presbyterian	10	8	
																		181	H	Presbyterian	8	6	
																		181	H	Presbyterian	9	8	
																		191	A	Davidson	3	4	
																		191	A	Davidson	4	15	
																		191	A	Davidson	3	4	
																		196	H	Fordham	2	5	
																		226	A	USC Upstate	2	8	
																		226	H	USC Upstate	3	11	
																		236	A	The Citadel	9	6	
																		236	A	The Citadel	4	1	
																		236	A	The Citadel	12	7	
																		243	A	ETSU	6	5	
				LAST 15 GAMES																			
				125	H	Western Caro.	4	10	181	H	Presbyterian	8	6	226	A	USC Upstate	2	8	226	H	USC Upstate	3	11
				125	H	Western Caro.	9	8	102	A	Mercer	4	0	236	A	The Citadel	9	6	236	A	The Citadel	4	1
				125	H	Western Caro.	11	4	102	A	Mercer	4	8	236	A	The Citadel	12	7	236	A	The Citadel	12	7
				9	A	Clemson	6	7										243	A	ETSU	6	5	
				236	A	The Citadel	4	1															

Non-Div. I Games:

Furman

236	A	The Citadel	9	6
236	A	The Citadel	12	7

RPI	S	Opponent	Score	
243	A	ETSU	3	6
243	A	ETSU	9	13
250	H	Dayton	8	1
250	H	Dayton	9	3
250	H	Dayton	5	2
282	H	UNC Asheville	8	6

Average RPI Win: 182		WON-LOST	WINNING	LAST 15	STRENGTH OF		OPP. STRENGTH	TEAM	ADJ	CONF.	ADJ CONF.
Average RPI Loss: 131		RECORD	PCT. RANK	GAMES	SCHEDULE		OF SCHEDULE	RPI	RPI	RPI	RPI
DIV. I ONLY		24-21-0	.53333	124	7-8-0		153	172	135	.50751	135
DIV. I NON-CONF.		17-13-0	.56667	108	2-1-0		177	206	118	.51776	118
TOTALS		RPI 1-25	RPI 26-50		W-L RECORDS		RPI 51-100		RPI 101-150		RPI 150+
24-21-0		0-0-0	0-6-0		OVERALL		1-2-0		7-5-0		16-8-0
14-6-0		0-0-0	0-0-0		HOME		1-0-0		5-2-0		8-4-0
8-13-0		0-0-0	0-6-0		AWAY		0-1-0		2-3-0		6-3-0
2-2-0		0-0-0	0-0-0		NEUTRAL		0-1-0		0-0-0		2-1-0
17-13-0		0-0-0	0-3-0		NON-CONFERENCE		1-2-0		3-3-0		13-5-0
9-2-0		0-0-0	0-0-0		HOME		1-0-0		3-1-0		5-1-0
6-9-0		0-0-0	0-0-		AWAY		0-1-0		0-2-0		6-3-0
2-2-0		0-0-0	0-0-0		NEUTRAL		0-1-0		0-0-0		2-1-0
7-8-0		0-0-0	0-3-0		CONFERENCE		0-0-0		4-2-0		3-3-0
5-4-0		0-0-0	0-0-0		HOME		0-0-0		2-1-0		3-3-0
2-4-0		0-0-0	0-3-0		AWAY		0-0-0		2-1-0		0-0-0
0-0-0		0-0-0	0-0-0		NEUTRAL		0-0-0		0-0-0		0-0-0
RPI S	Opponent	Score	RPI S	Opponent	Score	RPI S	Opponent	Score	RPI S	Opponent	Score
			37 A	Dallas Baptist	2 12	75 N	Kent St.	3 6	101 H	Indiana	6 7
			37 A	Dallas Baptist	5 6	94 A	Western Ky.	5 6	112 H	FGCU	5 1
			37 A	Dallas Baptist	8 12	94 H	Western Ky.	6 2	112 H	FGCU	13 7
			39 A	South Ala.	0 11				112 H	FGCU	1 0
			39 A	South Ala.	4 5				131 A	Missouri St.	6 10
			39 A	South Ala.	5 18				131 A	Missouri St.	7 1
									131 A	Missouri St.	14 5
									147 H	Bradley	2 0
									147 H	Bradley	3 4
									147 H	Bradley	7 6
									149 A	Liberty	3 5
									149 A	Liberty	2 5
									157 N	Monmouth	15 3
									172 A	Wofford	5 7
									174 H	Wichita St.	11 1
									174 H	Wichita St.	5 6
									174 H	Wichita St.	7 2
									199 A	Eastern Ky.	4 0
									199 A	Eastern Ky.	10 2
									199 A	Eastern Ky.	5 6
									201 A	Belmont	13 7
									201 H	Belmont	1 11
									205 A	Murray St.	2 1
									205 H	Murray St.	5 1
									215 H	Illinois St.	0 4
									215 H	Illinois St.	4 3
									215 H	Illinois St.	6 8
LAST 15 GAMES			37 A	Dallas Baptist	8 12	215 H	Illinois St.	0 4			
			37 A	Dallas Baptist	2 12	131 A	Missouri St.	7 1			
			37 A	Dallas Baptist	5 6	131 A	Missouri St.	6 10			
			201 H	Belmont	1 11						
			205 H	Murray St.	5 1						

Non-Div. I Games: Southern Ind. 2 1

Evansville

215 H Illinois St.	6	8
215 H Illinois St.	4	3

RPI	S	Opponent	Score	
222	N	Central Conn. St.	5	9
222	N	Central Conn. St.	5	0
223	H	Northern Ill.	5	2
223	H	Northern Ill.	8	6
223	H	Northern Ill.	11	10
226	A	USC Upstate	5	2
266	A	UT Martin	29	9
271	A	SIUE	10	11
271	H	SIUE	13	2

E
v
a
n
s
v
i
l
l
e

E
v
a
n
s
v
i
l
l
e

U
t
a
h
v
a
l
l
e
y

Utah Valley

256	H	CSU Bakersfield	11	5
256	H	CSU Bakersfield	7	4

RPI	S	Opponent	Score	
209	H	Portland	6	4
214	N	UC Davis	10	8
214	N	UC Davis	0	2
256	H	CSU Bakersfield	10	1
256	H	CSU Bakersfield	7	4
256	H	CSU Bakersfield	11	5
258	H	Northern Colo.	4	2
258	H	Northern Colo.	11	8
258	H	Northern Colo.	6	8
284	H	North Dakota	10	9
284	H	North Dakota	3	4
284	H	North Dakota	7	13

U
t
a
h
V
a
l
l
e
y

U
t
a
h
V
a
l
l
e
y

Average RPI Win:		225	WON-LOST RECORD		WINNING PCT. RANK		LAST 15 GAMES		STRENGTH OF SCHEDULE		OPP. STRENGTH OF SCHEDULE		TEAM RPI		ADJ RPI		CONF. RPI		ADJ CONF. RPI		
DIV. I ONLY			26-18-0		.59091 85		7-8-0		204		243		137		.50727 137		31		31		
DIV. I NON-CONF.			10-13-0		.43478 189		0-4-0		53		144		138		.5047 138		30		30		
TOTALS		RPI 1-25		RPI 26-50		W-L RECORDS		RPI 51-100		RPI 101-150		RPI 150+									
26-18-0		0-3-0		0-0-0		OVERALL		2-4-0		2-4-0		22-7-0									
15-6-0		0-0-0		0-0-0		HOME		2-3-0		1-2-0		12-1-0									
11-12-0		0-3-0		0-0-0		AWAY		0-1-0		1-2-0		10-6-0									
0-0-0		0-0-0		0-0-0		NEUTRAL		0-0-0		0-0-0		0-0-0									
10-13-0		0-3-0		0-0-0		NON-CONFERENCE		2-4-0		2-4-0		6-2-0									
7-5-0		0-0-0		0-0-0		HOME		2-3-0		1-2-0		4-0-0									
3-8-0		0-3-0		0-0-		AWAY		0-1-0		1-2-0		2-2-0									
0-0-0		0-0-0		0-0-0		NEUTRAL		0-0-0		0-0-0		0-0-0									
16-5-0		0-0-0		0-0-0		CONFERENCE		0-0-0		0-0-0		16-5-0									
8-1-0		0-0-0		0-0-0		HOME		0-0-0		0-0-0		8-1-0									
8-4-0		0-0-0		0-0-0		AWAY		0-0-0		0-0-0		8-4-0									
0-0-0		0-0-0		0-0-0		NEUTRAL		0-0-0		0-0-0		0-0-0									
RPI	S	Opponent		Score		RPI	S	Opponent		Score		RPI	S	Opponent		Score					
3	A	Miami (FL)		3	13			64	A	North Florida		0	15	102	A	Mercer		3	11		
3	A	Miami (FL)		7	12			64	H	North Florida		6	9	102	A	Mercer		14	7		
3	A	Miami (FL)		2	11			65	H	Jacksonville		5	8	112	H	FGCU		5	6		
								80	H	Marshall		20	4	112	H	FGCU		6	8		
								80	H	Marshall		9	4	112	H	FGCU		14	9		
								80	H	Marshall		9	11	118	A	Auburn		2	11		
														158	A	Alabama St.		14	8		
														187	A	Bethune-Cookman		6	3		
														187	A	Bethune-Cookman		5	6		
														187	A	Bethune-Cookman		5	7		
														187	H	Bethune-Cookman		2	1		
														187	H	Bethune-Cookman		15	3		
														187	H	Bethune-Cookman		5	3		
														217	H	Toledo		12	4		
														229	H	Western Mich.		12	5		
														229	H	Western Mich.		9	0		
														229	H	Western Mich.		2	1		
														269	A	N.C. Central		6	9		
														269	A	N.C. Central		5	4		
														269	A	N.C. Central		4	0		
														269	H	N.C. Central		16	4		
														269	H	N.C. Central		6	3		
														269	H	N.C. Central		6	4		
														287	A	N.C. A&T		5	3		
														287	A	N.C. A&T		22	11		
														287	A	N.C. A&T		17	7		
														288	A	Jackson St.		9	16		
LAST 15 GAMES																					
				269	A	N.C. Central		5	4	290	H	Savannah St.		11	4	269	H	N.C. Central		6	4
				269	A	N.C. Central		6	9	290	H	Savannah St.		5	10	287	A	N.C. A&T		5	3
				269	A	N.C. Central		4	0	187	A	Bethune-Cookman		5	7	287	A	N.C. A&T		22	11
				3	A	Miami (FL)		7	12					287	A	N.C. A&T		17	7		
				3	A	Miami (FL)		2	11					288	A	Jackson St.		9	16		

Non-Div. I Games:

Florida A&M

3	A	Miami (FL)	3	13
290	H	Savannah St.	9	6

RPI	S	Opponent	Score	
288	A	Jackson St.	3	4
288	A	Jackson St.	15	2
290	A	Savannah St.	1	2
290	A	Savannah St.	7	2
290	A	Savannah St.	12	5
290	H	Savannah St.	5	10
290	H	Savannah St.	11	4
290	H	Savannah St.	9	6

Florida A&M

F
l
o
r
i
d
a

A
&
M

F
l
o
r
i
d
a

A
&
M

Average RPI Win:	174	WON-LOST	WINNING	LAST 15	STRENGTH OF	OPP. STRENGTH	TEAM	ADJ	CONF.	ADJ CONF.	
Average RPI Loss:	113	RECORD	PCT. RANK	GAMES	SCHEDULE	OF SCHEDULE	RPI	RPI	RPI	RPI	
DIV. I ONLY	19-25-0	.43182	204	6-8-0	90	224	138	.50722	138	19	19
DIV. I NON-CONF.	8-14-0	.36364	228	2-1-0	63	152	124	.51356	124	14	14
<hr/>											
TOTALS	RPI 1-25	RPI 26-50		W-L RECORDS		RPI 51-100		RPI 101-150		RPI 150+	
19-25-0	0-0-0	1-3-0		OVERALL		3-12-0		1-1-0		14-9-0	
6-7-0	0-0-0	0-0-0		HOME		1-2-0		0-0-0		5-5-0	
13-18-0	0-0-0	1-3-0		AWAY		2-9-0		1-1-0		9-4-0	
0-0-0	0-0-0	0-0-0		NEUTRAL		0-0-0		0-0-0		0-0-0	
<hr/>											
8-14-0	0-0-0	1-3-0		NON-CONFERENCE		2-8-0		1-1-0		4-2-0	
2-1-0	0-0-0	0-0-0		HOME		0-0-0		0-0-0		2-1-0	
6-13-0	0-0-0	1-0-		AWAY		2-8-0		1-1-0		2-1-0	
0-0-0	0-0-0	0-0-0		NEUTRAL		0-0-0		0-0-0		0-0-0	
<hr/>											
11-11-0	0-0-0	0-0-0		CONFERENCE		1-4-0		0-0-0		10-7-0	
4-6-0	0-0-0	0-0-0		HOME		1-2-0		0-0-0		3-4-0	
7-5-0	0-0-0	0-0-0		AWAY		0-2-0		0-0-0		7-3-0	
0-0-0	0-0-0	0-0-0		NEUTRAL		0-0-0		0-0-0		0-0-0	
<hr/>											
RPI S	Opponent	Score	RPI S	Opponent	Score	RPI S	Opponent	Score	RPI S	Opponent	Score
			37 A	Dallas Baptist	4 10	53 A	Wright St.	10 11	139 A	La.-Monroe	9 18
			37 A	Dallas Baptist	2 9	53 A	Wright St.	2 8	139 A	La.-Monroe	9 6
			37 A	Dallas Baptist	6 1	53 H	Wright St.	3 7	158 A	Oakland	3 5
			37 A	Dallas Baptist	1 2	53 H	Wright St.	3 2	158 A	Oakland	11 0
						53 H	Wright St.	6 9	158 A	Oakland	10 4
						69 A	Louisiana Tech	2 7	165 A	Milwaukee	7 3
						69 A	Louisiana Tech	5 7	165 A	Milwaukee	5 6
						69 A	Louisiana Tech	8 3	165 H	Milwaukee	5 3
						70 A	New Orleans	0 9	165 H	Milwaukee	7 6
						70 A	New Orleans	3 5	168 H	Ball St.	2 3
						70 A	New Orleans	8 9	195 A	Ill.-Chicago	5 2
						72 A	Notre Dame	1 3	195 A	Ill.-Chicago	3 5
						84 A	Jacksonville St.	3 9	195 H	Ill.-Chicago	3 4
						84 A	Jacksonville St.	14 4	195 H	Ill.-Chicago	0 5
						84 A	Jacksonville St.	10 11	195 H	Ill.-Chicago	2 1
									215 H	Illinois St.	8 6
									223 A	Northern Ill.	10 11
									229 A	Western Mich.	8 4
									234 A	Northern Ky.	5 4
									234 A	Northern Ky.	16 1
									234 A	Northern Ky.	6 4
									234 H	Northern Ky.	4 9
									234 H	Northern Ky.	4 12
									292 A	Chicago St.	10 6
									292 H	Chicago St.	12 4
									165 H	Milwaukee	5 3

Non-Div. I Games: Purdue-North Cent. 17 6

Valparaiso

195 H Ill.-Chicago	3	4
195 H Ill.-Chicago	0	5

V
a
l
p
a
r
a
i
s
o

V
a
l
p
a
r
a
i
s
o

Average RPI Win:		139	WON-LOST RECORD		WINNING PCT. RANK		LAST 15 GAMES		STRENGTH OF SCHEDULE		OPP. STRENGTH OF SCHEDULE		TEAM RPI		ADJ RPI		CONF. RPI		ADJ CONF. RPI		
Average RPI Loss:		97	19-30-0		.38776	228	6-9-0		56		105		139		.5069		139	9		9	
DIV. I ONLY			10-15-0		.4	205	1-3-0		18		72		98		.5277		98	11		11	
DIV. I NON-CONF.																					
TOTALS		RPI 1-25		RPI 26-50		W-L RECORDS		RPI 51-100		RPI 101-150		RPI 150+									
19-30-0		0-1-0		2-9-0		OVERALL		5-7-0		6-8-0		6-5-0									
10-8-0		0-0-0		0-1-0		HOME		1-3-0		3-2-0		6-2-0									
9-21-0		0-0-0		2-8-0		AWAY		4-4-0		3-6-0		0-3-0									
0-1-0		0-1-0		0-0-0		NEUTRAL		0-0-0		0-0-0		0-0-0									
10-15-0		0-1-0		2-6-0		NON-CONFERENCE		0-3-0		6-5-0		2-0-0									
5-4-0		0-0-0		0-1-0		HOME		0-1-0		3-2-0		2-0-0									
5-10-0		0-0-0		2-0-		AWAY		0-2-0		3-3-0		0-0-0									
0-1-0		0-1-0		0-0-0		NEUTRAL		0-0-0		0-0-0		0-0-0									
9-15-0		0-0-0		0-3-0		CONFERENCE		5-4-0		0-3-0		4-5-0									
5-4-0		0-0-0		0-0-0		HOME		1-2-0		0-0-0		4-2-0									
4-11-0		0-0-0		0-3-0		AWAY		4-2-0		0-3-0		0-3-0									
0-0-0		0-0-0		0-0-0		NEUTRAL		0-0-0		0-0-0		0-0-0									
RPI	S	Opponent		Score		RPI	S	Opponent		Score		RPI	S	Opponent		Score					
12	N	Mississippi St.		0	1	36	A	Southeastern La.		2	8	69	A	Louisiana Tech		4	14				
						36	A	Southeastern La.		0	2	69	H	Louisiana Tech		1	7				
						36	A	Southeastern La.		6	5	85	A	Troy		6	2				
						37	A	Dallas Baptist		3	7	85	A	Troy		3	5				
						37	A	Dallas Baptist		1	6	85	A	Troy		4	3				
						37	A	Dallas Baptist		6	3	86	A	Arkansas		1	3				
						39	A	South Ala.		0	13	88	A	UT Arlington		3	2				
						39	A	South Ala.		4	10	88	A	UT Arlington		8	3				
						39	A	South Ala.		2	12	88	A	UT Arlington		4	8				
						43	A	Northwestern St.		2	11	93	H	Ga. Southern		1	4				
						43	H	Northwestern St.		2	6	93	H	Ga. Southern		1	13				
												93	H	Ga. Southern		2	1				
								LAST 15 GAMES													
						85	A	Troy		4	3	93	H	Ga. Southern		2	1				
						85	A	Troy		6	2	103	A	SFA		2	6				
						85	A	Troy		3	5	142	A	Arkansas St.		4	5				
						69	A	Louisiana Tech		4	14										
						204	H	Nicholls St.		3	1										

Non-Div. I Games:

La.-Monroe

93 H Ga. Southern	1	4
93 H Ga. Southern	1	13

L
a
.
-
M
o
n
r
o
e

L
a
.
-
M
o
n
r
o
e

Average RPI Win:	229	WON-LOST	WINNING	LAST 15	STRENGTH OF	OPP. STRENGTH	TEAM	ADJ	CONF.	ADJ CONF.					
Average RPI Loss:	202	RECORD	PCT. RANK	GAMES	SCHEDULE	OF SCHEDULE	RPI	RPI	RPI	RPI					
DIV. I ONLY		37-12-1	.75	9	11-3-0	281	267	140	.50405	140	27	27			
DIV. I NON-CONF.		22-7-1	.75	28	1-1-0	280	270	133	.50699	133	29	29			
<hr/>															
TOTALS	RPI 1-25	RPI 26-50		W-L RECORDS		RPI 51-100		RPI 101-150		RPI 150+					
37-12-1	0-0-0	0-0-0		OVERALL		4-1-0		0-0-0		33-11-1					
21-8-1	0-0-0	0-0-0		HOME		4-1-0		0-0-0		17-7-1					
14-3-0	0-0-0	0-0-0		AWAY		0-0-0		0-0-0		14-3-0					
2-1-0	0-0-0	0-0-0		NEUTRAL		0-0-0		0-0-0		2-1-0					
<hr/>															
22-7-1	0-0-0	0-0-0		NON-CONFERENCE		4-1-0		0-0-0		18-6-1					
12-5-1	0-0-0	0-0-0		HOME		4-1-0		0-0-0		8-4-1					
8-1-0	0-0-0	0-0-		AWAY		0-0-0		0-0-0		8-1-0					
2-1-0	0-0-0	0-0-0		NEUTRAL		0-0-0		0-0-0		2-1-0					
<hr/>															
15-5-0	0-0-0	0-0-0		CONFERENCE		0-0-0		0-0-0		15-5-0					
9-3-0	0-0-0	0-0-0		HOME		0-0-0		0-0-0		9-3-0					
6-2-0	0-0-0	0-0-0		AWAY		0-0-0		0-0-0		6-2-0					
0-0-0	0-0-0	0-0-0		NEUTRAL		0-0-0		0-0-0		0-0-0					
<hr/>															
RPI	S	Opponent	Score	RPI	S	Opponent	Score	RPI	S	Opponent	Score				
						79	H	Rutgers	3	2	154	A	Georgetown	6	5
						89	H	Princeton	1	4	166	N	Air Force	5	0
						89	H	Princeton	1	0	166	N	Air Force	5	10
						89	H	Princeton	7	0	166	N	Air Force	3	1
						89	H	Princeton	1	0	176	H	Holy Cross	2	4
								176	H	Holy Cross	1	3			
								176	H	Holy Cross	4	2			
								176	H	Holy Cross	9	0			
								183	A	UMBC	4	5			
								183	H	UMBC	4	6			
								208	H	Yale	11	4			
								208	H	Yale	2	2			
								208	H	Yale	8	2			
								208	H	Yale	3	2			
								213	A	Towson	6	5			
								222	H	Central Conn. St.	1	8			
								222	H	Central Conn. St.	2	3			
								222	H	Central Conn. St.	2	9			
								241	H	Buffalo	6	2			
								244	H	Lehigh	3	0			
								244	H	Lehigh	10	3			
								244	H	Lehigh	2	9			
								244	H	Lehigh	3	0			
								255	H	Army West Point	6	2			
		255	H	Army West Point	3	2									
		255	H	Army West Point	3	1									
		255	H	Army West Point	7	3									
<hr/>															
				LAST 15 GAMES											
				277	A	Bucknell	15	0	255	H	Army West Point	3	2		
				277	A	Bucknell	4	6	255	H	Army West Point	6	2		
				277	A	Bucknell	2	0	183	H	UMBC	4	6		
				277	A	Bucknell	7	4	255	H	Army West Point	3	1		
				276	A	George Mason	13	9	255	H	Army West Point	7	3		

Non-Div. I Games: Chestnut Hill 13 1

Navy

255	H	Army West Point	7	3
255	H	Army West Point	3	1

RPI	S	Opponent	Score	
265	H	NJIT	4	0
265	H	NJIT	7	3
267	A	Lafayette	19	6
267	A	Lafayette	7	0
267	A	Lafayette	8	4
267	A	Lafayette	5	7
276	A	George Mason	13	9
277	A	Bucknell	4	6
277	A	Bucknell	15	0
277	A	Bucknell	2	0
277	A	Bucknell	7	4
287	A	N.C. A&T	11	4
287	A	N.C. A&T	14	8
287	A	N.C. A&T	6	1
289	A	Delaware St.	16	4
289	H	Delaware St.	20	4
294	A	UMES	16	4
294	H	UMES	11	2

N
a
v
y

N
a
v
y

[illegible]

Non-Div. I Games:

New Mexico St.

160 H Sacramento St.	6	2
160 H Sacramento St.	14	4

RPI	S	Opponent	Score	
249	H	Maine	1	3
249	H	Maine	7	3
249	H	Maine	3	13
256	A	CSU Bakersfield	5	4
256	A	CSU Bakersfield	6	7
256	A	CSU Bakersfield	2	8
285	A	UTRGV	3	9
285	A	UTRGV	12	3
285	A	UTRGV	7	3
292	H	Chicago St.	17	5
292	H	Chicago St.	11	4
292	H	Chicago St.	8	2

New Mexico St.

New Mexico St.

New Mexico St.

Average RPI Win: 151		WON-LOST RECORD		WINNING PCT. RANK		LAST 15 GAMES		STRENGTH OF SCHEDULE		OPP. STRENGTH OF SCHEDULE		TEAM RPI		ADJ RPI		CONF. RPI		ADJ CONF. RPI					
DIV. I ONLY		21-25-0		.45652 186		8-7-0		91		104		142		.50356 142		9		9					
DIV. I NON-CONF.		12-10-0		.54545 120		3-3-0		74		142		104		.52575 104		11		11					
TOTALS		RPI 1-25		RPI 26-50		W-L RECORDS		RPI 51-100		RPI 101-150		RPI 150+											
21-25-0		1-3-0		1-5-0		OVERALL		3-8-0		7-3-0		9-6-0											
12-10-0		1-2-0		1-2-0		HOME		2-5-0		4-0-0		4-1-0											
7-13-0		0-1-0		0-3-0		AWAY		1-3-0		3-2-0		3-4-0											
2-2-0		0-0-0		0-0-0		NEUTRAL		0-0-0		0-1-0		2-1-0											
12-10-0		0-1-0		1-2-0		NON-CONFERENCE		0-2-0		4-3-0		7-2-0											
6-4-0		0-0-0		1-2-0		HOME		0-1-0		1-0-0		4-1-0											
4-4-0		0-1-0		0-0-		AWAY		0-1-0		3-2-0		1-0-0											
2-2-0		0-0-0		0-0-0		NEUTRAL		0-0-0		0-1-0		2-1-0											
9-15-0		1-2-0		0-3-0		CONFERENCE		3-6-0		3-0-0		2-4-0											
6-6-0		1-2-0		0-0-0		HOME		2-4-0		3-0-0		0-0-0											
3-9-0		0-0-0		0-3-0		AWAY		1-2-0		0-0-0		2-4-0											
0-0-0		0-0-0		0-0-0		NEUTRAL		0-0-0		0-0-0		0-0-0											
RPI	S	Opponent		Score		RPI	S	Opponent		Score		RPI	S	Opponent		Score							
7	A	Ole Miss		3	4	39	A	South Ala.		2	8	58	A	Southeast Mo. St.		2	4	114	A	Southern Ill.		7	1
21	H	La.-Lafayette		2	5	39	A	South Ala.		7	12	58	H	Southeast Mo. St.		8	13	114	H	Southern Ill.		1	0
21	H	La.-Lafayette		1	6	39	A	South Ala.		2	3	85	H	Troy		4	3	122	A	UAB		0	5
21	H	La.-Lafayette		7	6	43	H	Northwestern St.		3	8	85	H	Troy		1	11	122	A	UAB		5	2
						43	H	Northwestern St.		3	6	85	H	Troy		1	8	122	A	UAB		14	5
						43	H	Northwestern St.		4	1	88	A	UT Arlington		4	0	131	A	Missouri St.		11	15
												88	A	UT Arlington		0	2	133	N	Morehead St.		1	2
												88	A	UT Arlington		8	11	139	H	La.-Monroe		8	1
												93	H	Ga. Southern		6	5	139	H	La.-Monroe		5	4
												93	H	Ga. Southern		3	8	139	H	La.-Monroe		12	4
												93	H	Ga. Southern		7	9	165	H	Milwaukee		7	4
																		165	H	Milwaukee		8	1
																		165	H	Milwaukee		13	3
																		165	H	Milwaukee		2	9
																		179	N	Omaha		3	4
																		218	A	Georgia St.		6	14
																		218	A	Georgia St.		4	5
																		218	A	Georgia St.		11	1
																		224	A	Memphis		11	5
																		237	A	Appalachian St.		4	6
																		237	A	Appalachian St.		9	7
																		237	A	Appalachian St.		2	9
																		259	N	Saint Louis		5	4
																		259	N	Saint Louis		9	2
																		261	H	Ark.-Pine Bluff		8	3
				LAST 15 GAMES																			
				43	H	Northwestern St.		4	1	139	H	La.-Monroe		5	4	259	N	Saint Louis		5	4		
				43	H	Northwestern St.		3	6	139	H	La.-Monroe		12	4	259	N	Saint Louis		9	2		
				43	H	Northwestern St.		3	8	139	H	La.-Monroe		8	1	261	H	Ark.-Pine Bluff		8	3		
				237	A	Appalachian St.		4	6														
				237	A	Appalachian St.		2	9														

Non-Div. I Games:

Arkansas St.

237	A	Appalachian St.	9	7
261	H	Ark.-Pine Bluff	8	3

A
r
k
a
n
s
a
s
s
t
.

A
r
k
a
n
s
a
s
s
t
.

Average RPI Win:		220	WON-LOST RECORD		WINNING PCT. RANK		LAST 15 GAMES		STRENGTH OF SCHEDULE		OPP. STRENGTH OF SCHEDULE		TEAM RPI		ADJ RPI		CONF. RPI		ADJ CONF. RPI				
DIV. I ONLY			24-19-0		.55814 102		10-5-0		201		217		143		.50319 143		24		24				
DIV. I NON-CONF.			13-12-0		.52 140		2-1-0		174		196		140		.50281 140		25		25				
TOTALS		RPI 1-25		RPI 26-50		W-L RECORDS		RPI 51-100		RPI 101-150		RPI 150+											
24-19-0		0-1-0		0-2-0		OVERALL		0-3-0		2-3-0		22-10-0											
5-9-0		0-0-0		0-0-0		HOME		0-1-0		1-3-0		4-5-0											
14-8-0		0-0-0		0-2-0		AWAY		0-1-0		0-0-0		14-5-0											
5-2-0		0-1-0		0-0-0		NEUTRAL		0-1-0		1-0-0		4-0-0											
13-12-0		0-1-0		0-2-0		NON-CONFERENCE		0-3-0		1-1-0		12-5-0											
3-5-0		0-0-0		0-0-0		HOME		0-1-0		0-1-0		3-3-0											
5-5-0		0-0-0		0-0-		AWAY		0-1-0		0-0-0		5-2-0											
5-2-0		0-1-0		0-0-0		NEUTRAL		0-1-0		1-0-0		4-0-0											
11-7-0		0-0-0		0-0-0		CONFERENCE		0-0-0		1-2-0		10-5-0											
2-4-0		0-0-0		0-0-0		HOME		0-0-0		1-2-0		1-2-0											
9-3-0		0-0-0		0-0-0		AWAY		0-0-0		0-0-0		9-3-0											
0-0-0		0-0-0		0-0-0		NEUTRAL		0-0-0		0-0-0		0-0-0											
RPI	S	Opponent		Score		RPI	S	Opponent		Score		RPI	S	Opponent		Score							
24	N	Michigan		1	5	31	A	Fla. Atlantic		1	4	56	N	Michigan St.		7	8						
						31	A	Fla. Atlantic		0	1	79	A	Rutgers		1	11						
												79	H	Rutgers		4	6						
														Rhode Island		2	4						
														Rhode Island		8	3						
														Rhode Island		1	5						
														Sacred Heart		5	6						
														Utah Valley		6	5						
														Delaware		9	4						
														Delaware		2	11						
														Monmouth		7	3						
														Santa Clara		11	9						
														South Fla.		3	13						
														South Fla.		8	7						
														South Fla.		3	7						
														Richmond		7	3						
														Richmond		2	4						
														Richmond		6	5						
														Canisius		1	2						
														Canisius		3	4						
														Davidson		0	3						
														Davidson		7	8						
														Davidson		10	1						
														UC Davis		10	8						
														Western Mich.		17	8						
														Rider		5	3						
														Saint Louis		6	22						
														Saint Louis		3	2						
LAST 15 GAMES																							
268 A La Salle						14	2	240 N Rider						5	3	240 N Rider						5	3
268 A La Salle						2	3	259 A Saint Louis						6	22	242 N Central Mich.						5	2
268 A La Salle						10	2	259 A Saint Louis						3	2	247 H Villanova						8	0
153 H Delaware						2	11									247 H Villanova						8	3
107 H Rhode Island						8	3									259 A Saint Louis						3	2

Non-Div. I Games:

Saint Joseph's

107 H Rhode Island	1	5
107 H Rhode Island	2	4

RPI	S	Opponent	Score	
259	A	Saint Louis	6	22
259	A	Saint Louis	3	2
263	A	Massachusetts	17	7
263	A	Massachusetts	3	1
263	A	Massachusetts	6	1
267	A	Lafayette	9	4
268	A	La Salle	10	2
268	A	La Salle	2	3
268	A	La Salle	14	2
277	H	Bucknell	6	5

Average RPI Win: 228		WON-LOST RECORD		WINNING PCT. RANK		LAST 15 GAMES		STRENGTH OF SCHEDULE		OPP. STRENGTH OF SCHEDULE		TEAM RPI		ADJ RPI		CONF. RPI		ADJ CONF. RPI	
DIV. I ONLY		28-20-0		.58333 89		9-6-0		196		187		144		.50269 144		15		16	
DIV. I NON-CONF.		16-11-0		.59259 88		4-2-0		225		256		146		.4999 146		19		19	
TOTALS		RPI 1-25		RPI 26-50		W-L RECORDS		RPI 51-100		RPI 101-150		RPI 150+							
28-20-0		1-7-0		0-0-0		OVERALL		2-3-0		0-1-0		25-9-0							
21-7-0		1-2-0		0-0-0		HOME		1-0-0		0-0-0		19-5-0							
7-13-0		0-5-0		0-0-0		AWAY		1-3-0		0-1-0		6-4-0							
0-0-0		0-0-0		0-0-0		NEUTRAL		0-0-0		0-0-0		0-0-0							
16-11-0		0-5-0		0-0-0		NON-CONFERENCE		1-1-0		0-1-0		15-4-0							
14-2-0		0-0-0		0-0-0		HOME		1-0-0		0-0-0		13-2-0							
2-9-0		0-5-0		0-0-		AWAY		0-1-0		0-1-0		2-2-0							
0-0-0		0-0-0		0-0-0		NEUTRAL		0-0-0		0-0-0		0-0-0							
12-9-0		1-2-0		0-0-0		CONFERENCE		1-2-0		0-0-0		10-5-0							
7-5-0		1-2-0		0-0-0		HOME		0-0-0		0-0-0		6-3-0							
5-4-0		0-0-0		0-0-0		AWAY		1-2-0		0-0-0		4-2-0							
0-0-0		0-0-0		0-0-0		NEUTRAL		0-0-0		0-0-0		0-0-0							
RPI	S	Opponent		Score		RPI	S	Opponent		Score		RPI	S	Opponent		Score			
2	A	Louisville	1	10					63	A	High Point	4	3	133	A	Morehead St.	8	9	
14	H	Coastal Caro.	2	7					63	A	High Point	2	7	164	H	Campbell	3	6	
14	H	Coastal Caro.	5	2					63	A	High Point	1	2	164	H	Campbell	8	4	
14	H	Coastal Caro.	2	11					77	A	VCU	2	5	164	H	Campbell	0	2	
15	A	Virginia	4	9					77	H	VCU	10	9	181	A	Presbyterian	1	7	
25	A	East Carolina	6	9										181	A	Presbyterian	4	1	
25	A	East Carolina	3	5										181	A	Presbyterian	5	9	
25	A	East Carolina	1	11										194	H	Radford	5	6	
														194	H	Radford	5	4	
														194	H	Radford	3	2	
														219	H	Hofstra	6	5	
														219	H	Hofstra	2	0	
														219	H	Hofstra	4	3	
														251	A	VMI	5	2	
														251	H	VMI	10	9	
														253	H	Fairleigh Dickinson	6	3	
														253	H	Fairleigh Dickinson	4	3	
														253	H	Fairleigh Dickinson	5	3	
														260	A	Charleston So.	13	4	
														260	A	Charleston So.	4	1	
														260	A	Charleston So.	6	2	
														269	A	N.C. Central	3	5	
														269	H	N.C. Central	4	7	
														270	H	Wagner	4	6	
														270	H	Wagner	6	0	
														270	H	Wagner	6	3	
														276	A	George Mason	6	13	
				LAST 15 GAMES															
				282	H	UNC Asheville	7	4	164	H	Campbell	0	2						
				282	H	UNC Asheville	2	1	164	H	Campbell	3	6						
				282	H	UNC Asheville	6	3	164	H	Campbell	8	4						
				181	A	Presbyterian	5	9											
				181	A	Presbyterian	1	7											

Non-Div. I Games:

Longwood

181	A	Presbyterian	4	1
278	A	Norfolk St.	13	5

RPI	S	Opponent	Score	
278	A	Norfolk St.	13	5
278	H	Norfolk St.	11	9
282	H	UNC Asheville	6	3
282	H	UNC Asheville	2	1
282	H	UNC Asheville	7	4
290	H	Savannah St.	9	4
290	H	Savannah St.	7	6
290	H	Savannah St.	6	5

Average RPI Win:	126	WON-LOST RECORD	WINNING PCT. RANK	LAST 15 GAMES	STRENGTH OF SCHEDULE	OPP. STRENGTH OF SCHEDULE	TEAM RPI	ADJ RPI	CONF. RPI	ADJ CONF. RPI	
Average RPI Loss:	85										
DIV. I ONLY	20-28-0	.41667	211	5-10-0	40	68	145	.50169	145	5	5
DIV. I NON-CONF.	11-13-0	.45833	169	1-2-0	140	108	200	.47481	200	4	4
<hr/>											
TOTALS	RPI 1-25	RPI 26-50		W-L RECORDS		RPI 51-100		RPI 101-150		RPI 150+	
20-28-0	1-7-0	4-3-0		OVERALL		3-9-0		3-3-0		9-6-0	
13-18-0	0-4-0	2-1-0		HOME		2-7-0		3-3-0		6-3-0	
7-10-0	1-3-0	2-2-0		AWAY		1-2-0		0-0-0		3-3-0	
0-0-0	0-0-0	0-0-0		NEUTRAL		0-0-0		0-0-0		0-0-0	
11-13-0	0-2-0	2-2-0		NON-CONFERENCE		0-3-0		1-2-0		8-4-0	
9-10-0	0-1-0	2-1-0		HOME		0-3-0		1-2-0		6-3-0	
2-3-0	0-1-0	0-0-		AWAY		0-0-0		0-0-0		2-1-0	
0-0-0	0-0-0	0-0-0		NEUTRAL		0-0-0		0-0-0		0-0-0	
9-15-0	1-5-0	2-1-0		CONFERENCE		3-6-0		2-1-0		1-2-0	
4-8-0	0-3-0	0-0-0		HOME		2-4-0		2-1-0		0-0-0	
5-7-0	1-2-0	2-1-0		AWAY		1-2-0		0-0-0		1-2-0	
0-0-0	0-0-0	0-0-0		NEUTRAL		0-0-0		0-0-0		0-0-0	
<hr/>											
RPI S	Opponent	Score		RPI S	Opponent	Score		RPI S	Opponent	Score	
6 A	North Carolina St.	3	7	29 A	Wake Forest	5	6	61 H	Old Dominion	6	8
6 H	North Carolina St.	1	7	29 H	Wake Forest	7	6	61 H	Old Dominion	5	8
18 H	Southern Miss.	1	9	30 H	Georgia	3	6	61 H	Old Dominion	5	2
18 H	Southern Miss.	6	9	30 H	Georgia	10	5	69 A	Louisiana Tech	2	5
18 H	Southern Miss.	6	16	31 A	Fla. Atlantic	7	6	69 A	Louisiana Tech	2	3
22 A	Rice	1	0	31 A	Fla. Atlantic	12	7	69 A	Louisiana Tech	7	4
22 A	Rice	1	5	31 A	Fla. Atlantic	8	17	75 H	Kent St.	6	11
22 A	Rice	4	12					75 H	Kent St.	3	4
								75 H	Kent St.	3	11
								80 H	Marshall	2	7
								80 H	Marshall	5	10
								80 H	Marshall	5	0

Non-Div. I Games:

Charlotte

22	A	Rice	1	0
236	H	The Citadel	15	4

C
h
a
r
l
o
t
t
e

C
h
a
r
l
o
t
t
e

65	H	Jacksonville	1	2
65	H	Jacksonville	3	8

RPI	S	Opponent	Score	
254	H	Siena	13	6
254	H	Siena	5	3
265	A	NJIT	11	3
265	A	NJIT	16	6
265	A	NJIT	3	1

Stetson

S
t
e
t
s
o
n

S
t
e
t
s
o
n

Average RPI Win: 174		WON-LOST	WINNING	LAST 15	STRENGTH OF		OPP. STRENGTH	TEAM	ADJ		CONF.	ADJ CONF.	
Average RPI Loss: 165		RECORD	PCT. RANK	GAMES	SCHEDULE		OF SCHEDULE	RPI	RPI		RPI	RPI	
DIV. I ONLY		19-17-0	.52778	129	6-7-0		240	151	147	.50123	147	11	11
DIV. I NON-CONF.		12-10-0	.54545	120	0-1-0		274	217	161	.49227	161	13	13
TOTALS		RPI 1-25	RPI 26-50		W-L RECORDS		RPI 51-100		RPI 101-150		RPI 150+		
19-17-0		0-0-0	3-1-0		OVERALL		2-3-0		3-5-0		11-8-0		
4-2-0		0-0-0	2-1-0		HOME		0-0-0		1-1-0		1-0-0		
7-13-0		0-0-0	0-0-0		AWAY		1-3-0		2-4-0		4-6-0		
8-2-0		0-0-0	1-0-0		NEUTRAL		1-0-0		0-0-0		6-2-0		
12-10-0		0-0-0	1-0-0		NON-CONFERENCE		2-3-0		1-2-0		8-5-0		
1-0-0		0-0-0	0-0-0		HOME		0-0-0		0-0-0		1-0-0		
3-8-0		0-0-0	0-0-		AWAY		1-3-0		1-2-0		1-3-0		
8-2-0		0-0-0	1-0-0		NEUTRAL		1-0-0		0-0-0		6-2-0		
7-7-0		0-0-0	2-1-0		CONFERENCE		0-0-0		2-3-0		3-3-0		
3-2-0		0-0-0	2-1-0		HOME		0-0-0		1-1-0		0-0-0		
4-5-0		0-0-0	0-0-0		AWAY		0-0-0		1-2-0		3-3-0		
0-0-0		0-0-0	0-0-0		NEUTRAL		0-0-0		0-0-0		0-0-0		
RPI S	Opponent	Score	RPI S	Opponent	Score	RPI S	Opponent	Score	RPI S	Opponent	Score		
			37 H	Dallas Baptist	3 2	72 N	Notre Dame	4 3	106 A	McNeese St.	5 3		
			37 H	Dallas Baptist	2 1	83 A	Austin Peay	4 8	106 A	McNeese St.	1 3		
			37 H	Dallas Baptist	3 4	83 A	Austin Peay	1 7	106 A	McNeese St.	3 9		
			47 N	Gonzaga	5 4	83 A	Austin Peay	9 7	131 H	Missouri St.	2 1		
						98 A	Iowa	6 7	131 H	Missouri St.	3 8		
									135 A	Evansville	6 7		
									135 A	Evansville	4 3		
									135 A	Evansville	0 2		
									174 A	Wichita St.	5 7		
									174 A	Wichita St.	9 10		
									174 A	Wichita St.	8 4		
									215 A	Illinois St.	10 2		
									215 A	Illinois St.	5 3		
									215 A	Illinois St.	3 4		
									220 N	Dartmouth	7 2		
									229 N	Western Mich.	3 6		
									229 N	Western Mich.	16 5		
									244 N	Lehigh	2 1		
									257 H	Western Ill.	6 3		
									262 A	Northwestern	1 5		
									273 A	Incarnate Word	2 6		
			LAST 15 GAMES						277 N	Bucknell	10 8		
			215 A	Illinois St.	3 4	174 A	Wichita St.	8 4	277 N	Bucknell	8 2		
			215 A	Illinois St.	5 3	174 A	Wichita St.	5 7	277 N	Bucknell	12 4		
			215 A	Illinois St.	10 2	135 A	Evansville	0 2	279 A	Butler	1 3		
			37 H	Dallas Baptist	2 1				279 A	Butler	9 5		
			37 H	Dallas Baptist	3 4				286 N	Texas Southern	7 9		
Non-Div. I Games:		Robert Morris-S'fiel	12	0	Illinois Col.	17	1	Robert Morris-Peoria	9	0	MacMurray	11	2
											Bradley		

37 H Dallas Baptist	3	2
174 A Wichita St.	9	10

B
r
a
d
l
e
y

B
r
a
d
l
e
y

[illegible]

Non-Div. I Games:

Central Ark.

70 A New Orleans	4	3
43 H Northwestern St.	5	7

C
e
n
t
r
a
l
A
r
k
.

C
e
n
t
r
a
l
A
r
k
.

Average RPI Win: 161		WON-LOST	WINNING	LAST 15	STRENGTH OF		OPP. STRENGTH	TEAM	ADJ		CONF.	ADJ CONF.
Average RPI Loss: 117		RECORD	PCT. RANK	GAMES	SCHEDULE		OF SCHEDULE	RPI	RPI		RPI	RPI
DIV. I ONLY		22-26-0	.45833	183	4-11-0		86	133	149		15	16
DIV. I NON-CONF.		15-15-0	.5	145	1-4-0		35	87	107		19	19
TOTALS		RPI 1-25	RPI 26-50		W-L RECORDS		RPI 51-100		RPI 101-150		RPI 150+	
22-26-0		0-4-0	1-2-0		OVERALL		6-7-0		4-0-0		11-13-0	
14-11-0		0-4-0	0-1-0		HOME		4-4-0		3-0-0		7-2-0	
5-14-0		0-0-0	0-1-0		AWAY		0-2-0		1-0-0		4-11-0	
3-1-0		0-0-0	1-0-0		NEUTRAL		2-1-0		0-0-0		0-0-0	
15-15-0		0-1-0	1-2-0		NON-CONFERENCE		6-7-0		4-0-0		4-5-0	
9-7-0		0-1-0	0-1-0		HOME		4-4-0		3-0-0		2-1-0	
3-7-0		0-0-0	0-0-		AWAY		0-2-0		1-0-0		2-4-0	
3-1-0		0-0-0	1-0-0		NEUTRAL		2-1-0		0-0-0		0-0-0	
7-11-0		0-3-0	0-0-0		CONFERENCE		0-0-0		0-0-0		7-8-0	
5-4-0		0-3-0	0-0-0		HOME		0-0-0		0-0-0		5-1-0	
2-7-0		0-0-0	0-0-0		AWAY		0-0-0		0-0-0		2-7-0	
0-0-0		0-0-0	0-0-0		NEUTRAL		0-0-0		0-0-0		0-0-0	
RPI S	Opponent	Score	RPI S	Opponent	Score	RPI S	Opponent	Score	RPI S	Opponent	Score	
14 H	Coastal Caro.	6 14	38 A	Duke	1 6	57 A	Maryland	9 10	120 A	William & Mary	10 7	
14 H	Coastal Caro.	3 17	38 H	Duke	7 8	57 H	Maryland	5 4	120 H	William & Mary	8 4	
14 H	Coastal Caro.	3 12	38 N	Duke	1 0	61 A	Old Dominion	6 7	135 H	Evansville	5 3	
15 H	Virginia	3 7				75 H	Kent St.	0 2	135 H	Evansville	5 2	
						75 H	Kent St.	4 2	163 A	Winthrop	5 6	
						75 H	Kent St.	1 8	163 A	Winthrop	5 7	
						75 H	Kent St.	5 6	163 A	Winthrop	5 11	
						80 N	Marshall	7 3	164 A	Campbell	1 2	
						80 N	Marshall	9 8	164 A	Campbell	1 2	
						82 H	UConn	5 7	164 A	Campbell	3 0	
						82 H	UConn	8 5	181 A	Presbyterian	4 2	
						82 H	UConn	5 4	181 A	Presbyterian	8 9	
						100 N	Ohio St.	4 5	181 A	Presbyterian	7 9	
									184 A	Elon	5 10	
									185 A	South Fla.	5 6	
									185 A	South Fla.	10 11	
									185 A	South Fla.	4 0	
									188 A	Richmond	9 10	
									193 A	Virginia Tech	22 7	
									193 H	Virginia Tech	10 11	
									222 H	Central Conn. St.	5 1	
									222 H	Central Conn. St.	7 5	
									260 H	Charleston So.	1 6	
									260 H	Charleston So.	9 6	
									260 H	Charleston So.	10 2	
									282 H	UNC Asheville	6 5	
									282 H	UNC Asheville	11 5	
LAST 15 GAMES			LAST 15 GAMES			LAST 15 GAMES			LAST 15 GAMES			
14 H	Coastal Caro.	3 17	181 A	Presbyterian	7 9	260 H	Charleston So.	1 6	260 H	Charleston So.	9 6	
14 H	Coastal Caro.	3 12	181 A	Presbyterian	4 2	260 H	Charleston So.	10 2	282 H	UNC Asheville	6 5	
14 H	Coastal Caro.	6 14	188 A	Richmond	9 10	282 H	UNC Asheville	11 5				
15 H	Virginia	3 7										
120 A	William & Mary	10 7										

Non-Div. I Games:

Liberty

193	H	Virginia Tech	10	11
181	A	Presbyterian	8	9

RPI	S	Opponent	Score	
282	H	UNC Asheville	7	6

Liberty

L
i
b
e
r
t
y

L
i
b
e
r
t
y

Average RPI Win:		149	WON-LOST	WINNING	LAST 15	STRENGTH OF		OPP. STRENGTH	TEAM	ADJ	CONF.	ADJ CONF.
Average RPI Loss:		105	RECORD	PCT. RANK	GAMES	SCHEDULE		OF SCHEDULE	RPI	RPI	RPI	RPI
DIV. I ONLY		19-30-0	.38776	228	9-6-0	117		93	150	.5003	150	10
DIV. I NON-CONF.		6-19-0	.24	270	1-2-0	92		62	210	.46962	210	8
TOTALS		RPI 1-25	RPI 26-50		W-L RECORDS		RPI 51-100		RPI 101-150		RPI 150+	
19-30-0		0-4-0	3-3-0		OVERALL		2-11-0		4-3-0		10-9-0	
7-2-0		0-0-0	2-1-0		HOME		0-1-0		3-0-0		2-0-0	
10-24-0		0-4-0	1-2-0		AWAY		2-10-0		1-2-0		6-6-0	
2-4-0		0-0-0	0-0-0		NEUTRAL		0-0-0		0-1-0		2-3-0	
6-19-0		0-4-0	1-2-0		NON-CONFERENCE		0-7-0		0-1-0		5-5-0	
1-1-0		0-0-0	0-0-0		HOME		0-1-0		0-0-0		1-0-0	
3-14-0		0-4-0	1-0-		AWAY		0-6-0		0-0-0		2-2-0	
2-4-0		0-0-0	0-0-0		NEUTRAL		0-0-0		0-1-0		2-3-0	
13-11-0		0-0-0	2-1-0		CONFERENCE		2-4-0		4-2-0		5-4-0	
6-1-0		0-0-0	2-1-0		HOME		0-0-0		3-0-0		1-0-0	
7-10-0		0-0-0	0-0-0		AWAY		2-4-0		1-2-0		4-4-0	
0-0-0		0-0-0	0-0-0		NEUTRAL		0-0-0		0-0-0		0-0-0	
RPI S	Opponent	Score	RPI S	Opponent	Score	RPI S	Opponent	Score	RPI S	Opponent	Score	
20 A	UC Santa Barbara	2 8	42 A	Oregon St.	5 8	51 A	California	5 7	105 A	Loyola Marymount	4 3	
20 A	UC Santa Barbara	3 7	42 A	Oregon St.	0 4	51 A	California	4 5	105 A	Loyola Marymount	1 5	
20 A	UC Santa Barbara	5 6	42 A	Oregon St.	5 0	55 A	St. Mary's (CA)	1 5	105 A	Loyola Marymount	4 13	
20 A	UC Santa Barbara	5 13	47 H	Gonzaga	9 1	55 A	St. Mary's (CA)	6 5	128 H	San Diego	13 3	
			47 H	Gonzaga	2 10	55 A	St. Mary's (CA)	2 4	128 H	San Diego	7 6	
			47 H	Gonzaga	5 3	59 H	New Mexico	3 12	128 H	San Diego	8 2	
						81 A	Stanford	6 7	136 N	Utah Valley	4 8	
						90 A	Cal Poly	1 2	160 A	Sacramento St.	5 6	
						90 A	Cal Poly	6 7	180 A	Santa Clara	5 2	
						90 A	Cal Poly	5 10	180 A	Santa Clara	0 2	
						96 A	Pepperdine	3 1	180 A	Santa Clara	6 3	
						96 A	Pepperdine	0 2	182 N	Hawaii	5 4	
						96 A	Pepperdine	0 7	182 N	Hawaii	3 11	
									182 N	Hawaii	7 9	
									207 N	Grand Canyon	5 6	
									209 A	Portland	2 5	
									209 A	Portland	10 3	
									209 A	Portland	10 2	
									212 A	San Jose St.	6 3	
									212 H	San Jose St.	4 3	
									214 A	UC Davis	2 1	
									214 A	UC Davis	3 15	
									221 A	Pacific	3 5	
									221 A	Pacific	2 14	
									221 H	Pacific	3 2	
									238 N	UMass Lowell	8 1	
			LAST 15 GAMES									
			209 A	Portland	10 3	128 H	San Diego	8 2	221 A	Pacific	3 5	
			209 A	Portland	2 5	128 H	San Diego	7 6	221 A	Pacific	2 14	
			209 A	Portland	10 2	128 H	San Diego	13 3	221 H	Pacific	3 2	
			81 A	Stanford	6 7							
			55 A	St. Mary's (CA)	2 4							

Non-Div. I Games:

San Francisco

55 A St. Mary's (CA)	6	5
55 A St. Mary's (CA)	1	5

S
a
n
F
r
a
n
c
i
s
c
o

S
a
n
F
r
a
n
c
i
s
c
o

Average RPI Win: 205		WON-LOST	WINNING	LAST 15	STRENGTH OF		OPP. STRENGTH	TEAM	ADJ		CONF.	ADJ CONF.			
Average RPI Loss: 122		RECORD	PCT. RANK	GAMES	SCHEDULE		OF SCHEDULE	RPI	RPI		RPI	RPI			
DIV. I ONLY		31-17-0	.64583	50	8-7-0		265	157	151		.49952	151			
DIV. I NON-CONF.		26-10-0	.72222	39	4-2-0		285	182	136		.50579	136			
TOTALS		RPI 1-25	RPI 26-50		W-L RECORDS		RPI 51-100		RPI 101-150		RPI 150+				
31-17-0		0-0-0	1-2-0		OVERALL		4-5-0		3-6-0		23-4-0				
20-5-0		0-0-0	0-0-0		HOME		1-0-0		0-3-0		19-2-0				
4-9-0		0-0-0	1-2-0		AWAY		0-2-0		1-3-0		2-2-0				
7-3-0		0-0-0	0-0-0		NEUTRAL		3-3-0		2-0-0		2-0-0				
26-10-0		0-0-0	0-0-0		NON-CONFERENCE		4-5-0		3-3-0		19-2-0				
17-2-0		0-0-0	0-0-0		HOME		1-0-0		0-0-0		16-2-0				
2-5-0		0-0-0	0-0-		AWAY		0-2-0		1-3-0		1-0-0				
7-3-0		0-0-0	0-0-0		NEUTRAL		3-3-0		2-0-0		2-0-0				
5-7-0		0-0-0	1-2-0		CONFERENCE		0-0-0		0-3-0		4-2-0				
3-3-0		0-0-0	0-0-0		HOME		0-0-0		0-3-0		3-0-0				
2-4-0		0-0-0	1-2-0		AWAY		0-0-0		0-0-0		1-2-0				
0-0-0		0-0-0	0-0-0		NEUTRAL		0-0-0		0-0-0		0-0-0				
RPI	S	Opponent	Score	RPI	S	Opponent	Score	RPI	S	Opponent	Score	RPI	S	Opponent	Score
				32	A	Creighton	1 3	79	A	Rutgers	2 3	101	N	Indiana	6 4
				32	A	Creighton	5 4	79	H	Rutgers	7 6	101	N	Indiana	7 2
				32	A	Creighton	1 7	89	A	Princeton	4 7	110	H	Xavier	3 5
								97	N	Missouri	0 7	110	H	Xavier	6 10
								97	N	Missouri	8 4	110	H	Xavier	6 10
								97	N	Missouri	1 4	126	A	FIU	2 1
								97	N	Missouri	9 1	126	A	FIU	1 10
								98	N	Iowa	7 1	126	A	FIU	3 8
								100	N	Ohio St.	3 9	126	A	FIU	1 5
												154	A	Georgetown	3 7
												154	A	Georgetown	2 1
												154	A	Georgetown	0 1
												157	H	Monmouth	13 3
												179	N	Omaha	2 1
												211	H	Manhattan	3 2
												211	H	Manhattan	5 0
												211	H	Manhattan	2 0
												247	H	Villanova	4 3
												247	H	Villanova	13 8
												247	H	Villanova	7 6
												248	H	Quinnipiac	14 2
												248	H	Quinnipiac	4 1
												248	H	Quinnipiac	5 1
												255	A	Army West Point	9 4
												255	H	Army West Point	2 8
												255	H	Army West Point	11 0
												265	H	NJIT	9 2
LAST 15 GAMES				110	H	Xavier	6 10	247	H	Villanova	7 6	248	H	Quinnipiac	5 1
				110	H	Xavier	6 10	247	H	Villanova	13 8	255	A	Army West Point	9 4
				110	H	Xavier	3 5	247	H	Villanova	4 3	255	H	Army West Point	2 8
				154	A	Georgetown	0 1					255	H	Army West Point	11 0
				154	A	Georgetown	3 7					265	H	NJIT	9 2

Non-Div. I Games:

Seton Hall

154	A	Georgetown	2	1
291	H	Saint Peter's	8	1

RPI	S	Opponent	Score	
267	H	Lafayette	5	1
270	H	Wagner	9	2
272	H	LIU Brooklyn	6	1
272	H	LIU Brooklyn	10	0
272	H	LIU Brooklyn	3	6
283	H	Iona	5	4
290	N	Savannah St.	4	3
291	H	Saint Peter's	8	1
291	H	Saint Peter's	5	4

S
e
t
o
n
H
a
l
l

S
e
t
o
n
H
a
l
l

Average RPI Win:	217	WON-LOST RECORD	WINNING PCT. RANK	LAST 15 GAMES	STRENGTH OF SCHEDULE	OPP. STRENGTH OF SCHEDULE	TEAM RPI	ADJ RPI	CONF. RPI	ADJ CONF. RPI					
Average RPI Loss:	128														
DIV. I ONLY		24-20-1	.54444	111	7-8-0	241	148	152	.49917	152	18	18			
DIV. I NON-CONF.		17-15-1	.5303	135	2-4-0	210	164	126	.5113	126	16	16			
<hr/>															
TOTALS	RPI 1-25	RPI 26-50		W-L RECORDS		RPI 51-100		RPI 101-150		RPI 150+					
24-20-1	1-5-0	0-1-0		OVERALL		0-1-0		4-5-1		19-8-0					
12-4-0	0-0-0	0-0-0		HOME		0-1-0		0-0-0		12-3-0					
11-15-1	1-5-0	0-1-0		AWAY		0-0-0		3-5-1		7-4-0					
1-1-0	0-0-0	0-0-0		NEUTRAL		0-0-0		1-0-0		0-1-0					
17-15-1	1-5-0	0-1-0		NON-CONFERENCE		0-1-0		3-3-1		13-5-0					
8-2-0	0-0-0	0-0-0		HOME		0-1-0		0-0-0		8-1-0					
8-12-1	1-5-0	0-0-		AWAY		0-0-0		2-3-1		5-3-0					
1-1-0	0-0-0	0-0-0		NEUTRAL		0-0-0		1-0-0		0-1-0					
7-5-0	0-0-0	0-0-0		CONFERENCE		0-0-0		1-2-0		6-3-0					
4-2-0	0-0-0	0-0-0		HOME		0-0-0		0-0-0		4-2-0					
3-3-0	0-0-0	0-0-0		AWAY		0-0-0		1-2-0		2-1-0					
0-0-0	0-0-0	0-0-0		NEUTRAL		0-0-0		0-0-0		0-0-0					
RPI	S	Opponent	Score		RPI	S	Opponent	Score		RPI	S	Opponent	Score		
2	A	Louisville	4	8	28	A	UNCW	1	16	89	H	Princeton	4	9	
2	A	Louisville	5	6							109	A	Nevada	10	3
2	A	Louisville	0	4							109	A	Nevada	1	12
8	A	Florida St.	2	9							110	A	Xavier	8	11
8	A	Florida St.	4	16							110	A	Xavier	4	2
8	A	Florida St.	5	1							110	A	Xavier	0	1
											114	A	Southern Ill.	4	1
					114	A	Southern Ill.	2	2						
					114	A	Southern Ill.	3	6						
					125	N	Western Caro.	14	3						
					154	H	Georgetown	5	4						
					154	H	Georgetown	13	10						
					154	H	Georgetown	3	10						
					188	N	Richmond	10	14						
					189	A	Columbia	1	4						
					198	H	Fairfield	11	7						
					200	A	Albany (NY)	20	3						
					247	A	Villanova	5	2						
					247	A	Villanova	6	1						
					247	A	Villanova	2	7						
					253	A	Fairleigh Dickinson	16	1						
					256	A	CSU Bakersfield	4	10						
					256	A	CSU Bakersfield	5	4						
					256	A	CSU Bakersfield	3	4						
					268	H	La Salle	15	0						
					268	H	La Salle	9	2						
					268	H	La Salle	16	7						

2	A	Louisville	4	8
2	A	Louisville	5	6

RPI	S	Opponent	Score	
270	H	Wagner	9	5
272	H	LIU Brooklyn	17	7
279	H	Butler	4	3
279	H	Butler	5	13
279	H	Butler	2	0
281	A	NYIT	8	1
281	H	NYIT	15	6
283	A	Iona	5	2
283	H	Iona	13	3
291	H	Saint Peter's	8	9

S
t
.
J
o
h
n
.
s
(
N
Y
)

S
t
.
J
o
h
n
.
s
(
N
Y
)

Delaware

120	A	William & Mary	4	7
120	A	William & Mary	0	10

RPI	S	Opponent	Score	
219	A	Hofstra	8	4
219	A	Hofstra	8	4
238	H	UMass Lowell	3	5
238	H	UMass Lowell	4	2
244	A	Lehigh	7	16
254	H	Siena	2	9
254	H	Siena	6	2
254	H	Siena	11	4
268	A	La Salle	4	2
268	H	La Salle	22	1
289	A	Delaware St.	19	8
289	H	Delaware St.	4	2
289	H	Delaware St.	8	3

Delaware

D
e
l
a
w
a
r
e

D
e
l
a
w
a
r
e

[illegible]

Non-Div. I Games:	Moravian	8	1
--------------------------	-----------------	----------	----------

Georgetown

151	H	Seton Hall	7	3
151	H	Seton Hall	1	2

RPI	S	Opponent	Score	
276	H	George Mason	12	5
279	A	Butler	3	1
279	A	Butler	6	12
279	A	Butler	2	3
294	H	UMES	4	9
294	H	UMES	7	5
299	A	Coppin St.	5	4
299	H	Coppin St.	4	3

G
e
o
r
g
e
t
o
w
n

G
e
o
r
g
e
t
o
w
n

[illegible]

Non-Div. I Games:

Gardner-Webb

125	H	Western Caro.	4	0
260	H	Charleston So.	5	2

RPI	S	Opponent	Score	
260	H	Charleston So.	1	0
260	H	Charleston So.	5	2
267	H	Lafayette	6	7
283	H	Iona	4	2
283	H	Iona	9	8
283	H	Iona	11	1
283	H	Iona	3	2
287	A	N.C. A&T	1	0
287	H	N.C. A&T	10	6
289	H	Delaware St.	7	6
289	H	Delaware St.	9	0
289	H	Delaware St.	7	1
289	H	Delaware St.	8	0

[illegible]

Non-Div. I Games:

Miami (OH)

75	A	Kent St.	3	10
45	A	Kentucky	1	11

RPI	S	Opponent	Score	
234	A	Northern Ky.	1	5
241	A	Buffalo	7	6
241	A	Buffalo	6	0
241	A	Buffalo	3	0
250	A	Dayton	8	11
250	H	Dayton	7	3
262	H	Northwestern	5	4
264	H	Bowling Green	4	3
264	H	Bowling Green	5	1
264	H	Bowling Green	7	5
279	A	Butler	10	3

Average RPI Win:	201	WON-LOST RECORD	WINNING PCT. RANK	LAST 15 GAMES	STRENGTH OF SCHEDULE	OPP. STRENGTH OF SCHEDULE	TEAM RPI	ADJ RPI	CONF. RPI	ADJ CONF. RPI		
DIV. I ONLY		26-21-0	.55319	107	9-6-0	255	199	157	.4967	157	29	29
DIV. I NON-CONF.		11-15-0	.42308	196	1-2-0	91	74	113	.51928	113	26	26
<hr/>												
TOTALS	RPI 1-25	RPI 26-50		W-L RECORDS		RPI 51-100		RPI 101-150		RPI 150+		
26-21-0	2-4-0	0-2-0		OVERALL		3-1-0		2-2-0		19-12-0		
9-4-0	0-0-0	0-0-0		HOME		1-0-0		1-1-0		7-3-0		
15-13-0	2-4-0	0-0-0		AWAY		2-1-0		0-0-0		11-8-0		
2-4-0	0-0-0	0-2-0		NEUTRAL		0-0-0		1-1-0		1-1-0		
11-15-0	2-4-0	0-2-0		NON-CONFERENCE		3-1-0		2-2-0		4-6-0		
2-1-0	0-0-0	0-0-0		HOME		1-0-0		1-1-0		0-0-0		
7-10-0	2-4-0	0-0-		AWAY		2-1-0		0-0-0		3-5-0		
2-4-0	0-0-0	0-2-0		NEUTRAL		0-0-0		1-1-0		1-1-0		
15-6-0	0-0-0	0-0-0		CONFERENCE		0-0-0		0-0-0		15-6-0		
7-3-0	0-0-0	0-0-0		HOME		0-0-0		0-0-0		7-3-0		
8-3-0	0-0-0	0-0-0		AWAY		0-0-0		0-0-0		8-3-0		
0-0-0	0-0-0	0-0-0		NEUTRAL		0-0-0		0-0-0		0-0-0		
RPI	S	Opponent	Score	RPI	S	Opponent	Score	RPI	S	Opponent	Score	
15	A	Virginia	2 4	33	N	Bryant	5 8	77	A	VCU	12 4	
15	A	Virginia	10 11	33	N	Bryant	4 8	79	A	Rutgers	4 20	
15	A	Virginia	6 4					79	H	Rutgers	12 2	
25	A	East Carolina	3 4					89	A	Princeton	7 3	
25	A	East Carolina	2 5									
25	A	East Carolina	4 0									

Non-Div. I Games:

Monmouth

248	A	Quinnipiac	5	1
248	A	Quinnipiac	4	0

RPI	S	Opponent	Score	
267	A	Lafayette	12	13
282	N	UNC Asheville	8	7
283	H	Iona	1	2
283	H	Iona	9	2
283	H	Iona	1	0
291	A	Saint Peter's	11	7
291	A	Saint Peter's	7	8
291	A	Saint Peter's	4	1

Monmouth

M
o
n
m
o
u
t
h

M
o
n
m
o
u
t
h

Average RPI Win: Average RPI Loss:	181 146	WON-LOST RECORD	WINNING PCT. RANK	LAST 15 GAMES	STRENGTH OF SCHEDULE	OPP. STRENGTH OF SCHEDULE	TEAM RPI	ADJ RPI	CONF. RPI	ADJ CONF. RPI	
DIV. I ONLY		18-21-0	.46154 181	6-8-0	202	191	158	.49597 158	19	19	
DIV. I NON-CONF.		8-11-0	.42105 199	0-2-0	244	138	163	.49225 162	14	14	
<hr/>											
TOTALS	RPI 1-25	RPI 26-50		W-L RECORDS		RPI 51-100		RPI 101-150		RPI 150+	
18-21-0	0-0-0	0-0-0		OVERALL		3-7-0		2-5-0		13-9-0	
3-5-0	0-0-0	0-0-0		HOME		0-2-0		1-2-0		2-1-0	
14-16-0	0-0-0	0-0-0		AWAY		3-5-0		1-3-0		10-8-0	
1-0-0	0-0-0	0-0-0		NEUTRAL		0-0-0		0-0-0		1-0-0	
<hr/>											
8-11-0	0-0-0	0-0-0		NON-CONFERENCE		2-3-0		1-3-0		5-5-0	
0-1-0	0-0-0	0-0-0		HOME		0-0-0		0-0-0		0-1-0	
7-10-0	0-0-0	0-0-		AWAY		2-3-0		1-3-0		4-4-0	
1-0-0	0-0-0	0-0-0		NEUTRAL		0-0-0		0-0-0		1-0-0	
<hr/>											
10-10-0	0-0-0	0-0-0		CONFERENCE		1-4-0		1-2-0		8-4-0	
3-4-0	0-0-0	0-0-0		HOME		0-2-0		1-2-0		2-0-0	
7-6-0	0-0-0	0-0-0		AWAY		1-2-0		0-0-0		6-4-0	
0-0-0	0-0-0	0-0-0		NEUTRAL		0-0-0		0-0-0		0-0-0	
<hr/>											
RPI S	Opponent	Score	RPI S	Opponent	Score	RPI S	Opponent	Score	RPI S	Opponent	Score
						53 A	Wright St.	3 0	121 A	Seattle	0 2
						53 A	Wright St.	2 5	121 A	Seattle	1 7
						53 A	Wright St.	4 14	121 A	Seattle	5 4
						53 H	Wright St.	1 17	121 A	Seattle	1 10
						53 H	Wright St.	9 17	138 H	Valparaiso	5 3
						56 A	Michigan St.	3 1	138 H	Valparaiso	4 10
						67 A	Fresno St.	10 11	138 H	Valparaiso	0 11
						96 A	Pepperdine	5 12	165 A	Milwaukee	0 8
						96 A	Pepperdine	2 8	165 A	Milwaukee	9 5
						96 A	Pepperdine	7 3	170 A	Eastern Mich.	7 4
									170 N	Eastern Mich.	11 3
									195 A	Ill.-Chicago	0 3
									195 A	Ill.-Chicago	5 4
									195 A	Ill.-Chicago	0 6
									209 A	Portland	3 6
						209 A	Portland	14 4	209 A	Portland	7 10
						209 A	Portland	4 0	209 A	Portland	
						234 A	Northern Ky.	12 4	234 A	Northern Ky.	6 3
						234 A	Northern Ky.	6 1	234 A	Northern Ky.	6 1
						234 H	Northern Ky.	5 3	234 H	Northern Ky.	4 3
						242 A	Central Mich.	3 6	242 A	Central Mich.	3 6
						242 H	Central Mich.	4 7	242 H	Central Mich.	4 7
						252 A	Youngstown St.	9 1	250 A	Dayton	0 3
									250 A	Dayton	6 4

Non-Div. I Games:	Rochester College	7	3	Olivet	17	0
-------------------	-------------------	---	---	--------	----	---

Oakland

Oakland

53	A	Wright St.	3	0
53	A	Wright St.	4	14

Through Games Of May 9, 2016

RPI	S	Opponent	Score	
252	A	Youngstown St.	2	7
252	A	Youngstown St.	9	1

Oakland

O
a
k
l
a
n
d

O
a
k
l
a
n
d

Average RPI Win: 254		WON-LOST	WINNING	LAST 15	STRENGTH OF		OPP. STRENGTH	TEAM	ADJ	CONF.	ADJ CONF.
Average RPI Loss: 113		RECORD	PCT. RANK	GAMES	SCHEDULE		OF SCHEDULE	RPI	RPI	RPI	RPI
DIV. I ONLY		34-15-0	.69388	31	12-3-0		283	282	158	.49597	158
DIV. I NON-CONF.		10-15-0	.4	205	2-3-0		123	99	183	.48089	182
TOTALS		RPI 1-25	RPI 26-50		W-L RECORDS		RPI 51-100		RPI 101-150		RPI 150+
34-15-0		0-0-0	1-4-0		OVERALL		3-3-0		0-5-0		30-3-0
18-5-0		0-0-0	1-0-0		HOME		1-1-0		0-2-0		16-2-0
14-9-0		0-0-0	0-4-0		AWAY		2-2-0		0-3-0		12-0-0
2-1-0		0-0-0	0-0-0		NEUTRAL		0-0-0		0-0-0		2-1-0
10-15-0		0-0-0	1-4-0		NON-CONFERENCE		3-3-0		0-5-0		6-3-0
7-5-0		0-0-0	1-0-0		HOME		1-1-0		0-2-0		5-2-0
2-9-0		0-0-0	0-0-		AWAY		2-2-0		0-3-0		0-0-0
1-1-0		0-0-0	0-0-0		NEUTRAL		0-0-0		0-0-0		1-1-0
24-0-0		0-0-0	0-0-0		CONFERENCE		0-0-0		0-0-0		24-0-0
11-0-0		0-0-0	0-0-0		HOME		0-0-0		0-0-0		11-0-0
12-0-0		0-0-0	0-0-0		AWAY		0-0-0		0-0-0		12-0-0
1-0-0		0-0-0	0-0-0		NEUTRAL		0-0-0		0-0-0		1-0-0
RPI S	Opponent	Score	RPI S	Opponent	Score	RPI S	Opponent	Score	RPI S	Opponent	Score
39 A	South Ala.	3 4	39 H	South Ala.	12 7	71 A	Tennessee	3 0	118 A	Auburn	2 11
43 A	Northwestern St.	2 4	84 A	Jacksonville St.	8 5	84 A	Jacksonville St.	1 7	118 A	Auburn	0 11
43 A	Northwestern St.	0 1	84 H	Jacksonville St.	4 1	119 A	Samford	3 13	119 H	Samford	7 18
43 A	Northwestern St.	4 8	85 A	Troy	0 8	137 H	Florida A&M	8 14	119 H	Samford	7 18
			85 H	Troy	1 3	163 H	Winthrop	11 10	137 H	Florida A&M	8 14
						163 H	Winthrop	9 10	163 H	Winthrop	5 4
						163 H	Winthrop	5 4	234 H	Northern Ky.	7 6
						234 H	Northern Ky.	11 1	234 H	Northern Ky.	11 1
						234 H	Northern Ky.	9 3	234 H	Northern Ky.	5 8
						234 H	Northern Ky.	5 8	264 N	Bowling Green	11 3
						264 N	Bowling Green	4 7	264 N	Bowling Green	4 7
						288 A	Jackson St.	7 4	288 A	Jackson St.	15 4
						288 A	Jackson St.	13 1	288 A	Jackson St.	13 1
						288 H	Jackson St.	4 3	288 H	Jackson St.	7 2
						288 H	Jackson St.	6 1	288 H	Jackson St.	6 1
						293 A	Alcorn	10 4	293 A	Alcorn	16 1
						293 A	Alcorn	7 3	293 A	Alcorn	10 0
						293 H	Alcorn	8 1	293 H	Alcorn	10 0
						293 H	Alcorn	10 0	293 H	Alcorn	10 0
						297 A	Alabama A&M	9 4	297 A	Alabama A&M	16 4
						297 H	Alabama A&M	7 3			
						297 N	Alabama A&M	14 2			
						85 H	Troy	1 3			
						293 A	Alcorn	10 4			

Non-Div. I Games:

Alabama St.

293	A	Alcorn	16	1
293	A	Alcorn	7	3

RPI	S	Opponent	Score	
297	A	Alabama A&M	17	2
297	A	Alabama A&M	7	3
297	H	Alabama A&M	7	3
297	H	Alabama A&M	9	4
297	N	Alabama A&M	14	2
300	A	Mississippi Val.	10	0
300	A	Mississippi Val.	12	0
300	A	Mississippi Val.	28	1
300	H	Mississippi Val.	3	0
300	H	Mississippi Val.	11	3
300	H	Mississippi Val.	27	2

Alabama St.

A
l
a
b
a
m
a
S
t
.

A
l
a
b
a
m
a
S
t
.

[illegible]

Non-Div. I Games:	William Jessup	6	1
-------------------	----------------	---	---

Sacramento St.

Sacramento St.

141 A New Mexico St.	2	6
141 A New Mexico St.	4	14

Through Games Of May 9, 2016

RPI	S	Opponent	Score	
285	A	UTRGV	2	3
285	A	UTRGV	5	3
292	H	Chicago St.	4	1
292	H	Chicago St.	10	0
292	H	Chicago St.	5	4

Sacramento St.

S
a
c
r
a
m
e
n
t
o
S
t
.

S
a
c
r
a
m
e
n
t
o
S
t
.

Average RPI Win: 173		WON-LOST	WINNING	LAST 15	STRENGTH OF		OPP. STRENGTH	TEAM	ADJ		CONF.	ADJ CONF.			
Average RPI Loss: 96		RECORD	PCT. RANK	GAMES	SCHEDULE		OF SCHEDULE	RPI	RPI		RPI	RPI			
DIV. I ONLY		26-23-0	.53061	126	5-10-0		165	65	161		.49528	161			
DIV. I NON-CONF.		13-12-0	.52	140	1-2-0		254	42	192		.47866	192			
TOTALS		RPI 1-25	RPI 26-50		W-L RECORDS		RPI 51-100		RPI 101-150		RPI 150+				
26-23-0		1-5-0	0-3-0		OVERALL		4-4-0		6-7-0		15-4-0				
18-14-0		0-1-0	0-3-0		HOME		1-2-0		4-6-0		13-2-0				
7-8-0		1-4-0	0-0-0		AWAY		3-1-0		1-1-0		2-2-0				
1-1-0		0-0-0	0-0-0		NEUTRAL		0-1-0		1-0-0		0-0-0				
13-12-0		0-3-0	0-0-0		NON-CONFERENCE		0-2-0		3-4-0		10-3-0				
9-5-0		0-1-0	0-0-0		HOME		0-0-0		1-3-0		8-1-0				
3-6-0		0-2-0	0-0-		AWAY		0-1-0		1-1-0		2-2-0				
1-1-0		0-0-0	0-0-0		NEUTRAL		0-1-0		1-0-0		0-0-0				
13-11-0		1-2-0	0-3-0		CONFERENCE		4-2-0		3-3-0		5-1-0				
9-9-0		0-0-0	0-3-0		HOME		1-2-0		3-3-0		5-1-0				
4-2-0		1-2-0	0-0-0		AWAY		3-0-0		0-0-0		0-0-0				
0-0-0		0-0-0	0-0-0		NEUTRAL		0-0-0		0-0-0		0-0-0				
RPI S	Opponent	Score		RPI S	Opponent	Score		RPI S	Opponent	Score		RPI S	Opponent	Score	
4 A	Texas A&M	1	14	39 H	South Ala.	4	6	56 N	Michigan St.	2	3	109 H	Nevada	3	6
21 A	La.-Lafayette	0	1	39 H	South Ala.	2	3	78 A	Sam Houston St.	6	8	109 H	Nevada	6	17
21 A	La.-Lafayette	1	5	39 H	South Ala.	3	7	85 H	Troy	3	5	109 H	Nevada	3	2
21 A	La.-Lafayette	2	1					85 H	Troy	8	12	115 H	Little Rock	2	10
22 A	Rice	4	8					85 H	Troy	4	1	115 H	Little Rock	7	8
22 H	Rice	1	3					93 A	Ga. Southern	4	3	115 H	Little Rock	6	7
								93 A	Ga. Southern	4	3	127 N	UCF	2	1
								93 A	Ga. Southern	7	3	130 A	Baylor	12	3
												132 A	Texas	2	6
												132 H	Texas	4	10
												139 H	La.-Monroe	6	1
												139 H	La.-Monroe	7	5
												139 H	La.-Monroe	3	2
												171 A	UTSA	7	14
												171 A	UTSA	6	0
												171 H	UTSA	13	10
												192 H	Washington St.	10	1
												192 H	Washington St.	6	2
												192 H	Washington St.	7	6
												192 H	Washington St.	8	9
												218 H	Georgia St.	10	1
												218 H	Georgia St.	9	10
												218 H	Georgia St.	6	2
												225 A	A&M-Corpus Christi	11	0
												225 H	A&M-Corpus Christi	4	1
												237 H	Appalachian St.	4	0
												237 H	Appalachian St.	16	0
LAST 15 GAMES				218 H	Georgia St.	9	10	132 A	Texas	2	6	218 H	Georgia St.	6	2
				218 H	Georgia St.	10	1	21 A	La.-Lafayette	0	1	225 A	A&M-Corpus Christi	11	0
				218 H	Georgia St.	6	2	21 A	La.-Lafayette	2	1	225 H	A&M-Corpus Christi	4	1
				171 A	UTSA	6	0					237 H	Appalachian St.	4	0
				85 H	Troy	4	1					237 H	Appalachian St.	16	0

Non-Div. I Games:

Texas St.

Texas St.

85 H Troy	3	5
85 H Troy	8	12

Through Games Of May 9, 2016

RPI	S	Opponent	Score	
237	H	Appalachian St.	4	2
273	H	Incarnate Word	22	5
273	H	Incarnate Word	5	4
273	H	Incarnate Word	4	0
285	A	UTRGV	3	4

Texas St.

T
e
x
a
s
S
t
.

T
e
x
a
s
S
t
.

Average RPI Win:	127	WON-LOST RECORD	WINNING PCT. RANK	LAST 15 GAMES	STRENGTH OF SCHEDULE	OPP. STRENGTH OF SCHEDULE	TEAM RPI	ADJ RPI	CONF. RPI	ADJ CONF. RPI					
DIV. I ONLY		17-31-0	.35417	248	3-12-0	27	102	162	.49523	162	5	5			
DIV. I NON-CONF.		13-11-0	.54167	124	1-2-0	38	189	90	.53196	90	4	4			
<hr/>															
TOTALS	RPI 1-25	RPI 26-50		W-L RECORDS		RPI 51-100		RPI 101-150		RPI 150+					
17-31-0	2-6-0	3-3-0		OVERALL		1-11-0		4-5-0		7-6-0					
11-14-0	2-2-0	1-2-0		HOME		1-4-0		4-2-0		3-4-0					
5-17-0	0-4-0	2-1-0		AWAY		0-7-0		0-3-0		3-2-0					
1-0-0	0-0-0	0-0-0		NEUTRAL		0-0-0		0-0-0		1-0-0					
13-11-0	1-1-0	2-1-0		NON-CONFERENCE		1-2-0		2-1-0		7-6-0					
7-6-0	1-0-0	0-0-0		HOME		1-1-0		2-1-0		3-4-0					
5-5-0	0-1-0	2-0-		AWAY		0-1-0		0-0-0		3-2-0					
1-0-0	0-0-0	0-0-0		NEUTRAL		0-0-0		0-0-0		1-0-0					
4-20-0	1-5-0	1-2-0		CONFERENCE		0-9-0		2-4-0		0-0-0					
4-8-0	1-2-0	1-2-0		HOME		0-3-0		2-1-0		0-0-0					
0-12-0	0-3-0	0-0-0		AWAY		0-6-0		0-3-0		0-0-0					
0-0-0	0-0-0	0-0-0		NEUTRAL		0-0-0		0-0-0		0-0-0					
<hr/>															
RPI S	Opponent	Score		RPI S	Opponent	Score		RPI S	Opponent	Score		RPI S	Opponent	Score	
10 A	Vanderbilt	4	7	31 H	Fla. Atlantic	2	7	69 A	Louisiana Tech	1	2	101 H	Indiana	4	14
10 H	Vanderbilt	7	4	31 H	Fla. Atlantic	8	6	69 A	Louisiana Tech	4	8	101 H	Indiana	5	4
18 A	Southern Miss.	11	12	31 H	Fla. Atlantic	1	12	69 A	Louisiana Tech	0	5	101 H	Indiana	3	2
18 A	Southern Miss.	5	9	39 A	South Ala.	2	3	71 A	Tennessee	2	9	122 A	UAB	0	8
18 A	Southern Miss.	4	6	39 A	South Ala.	7	4	71 H	Tennessee	2	4	122 A	UAB	2	5
22 H	Rice	0	1	39 A	South Ala.	5	4	80 H	Marshall	1	11	122 A	UAB	1	10
22 H	Rice	3	0					80 H	Marshall	9	25	145 H	Charlotte	12	11
22 H	Rice	2	6					80 H	Marshall	5	6	145 H	Charlotte	4	8
								83 H	Austin Peay	6	5	145 H	Charlotte	3	0
								94 A	Western Ky.	1	2	156 H	Miami (OH)	5	13
								94 A	Western Ky.	4	10	178 A	Kennesaw St.	9	3
								94 A	Western Ky.	1	3	178 A	Kennesaw St.	8	6
												178 A	Kennesaw St.	0	7
												201 H	Belmont	4	9
												203 A	Tennessee Tech	9	3
												203 H	Tennessee Tech	6	9
												210 A	Lipscomb	1	6
												210 H	Lipscomb	9	6
												224 H	Memphis	8	2
												224 N	Memphis	3	1
												229 H	Western Mich.	3	2
												255 H	Army West Point	1	9
<hr/>															
				LAST 15 GAMES											
				69 A Louisiana Tech				0				122 A UAB			
				69 A Louisiana Tech				1				122 A UAB			
				69 A Louisiana Tech				4				122 A UAB			
				80 H Marshall				5							
				80 H Marshall				9							

Non-Div. I Games:

Middle Tenn.

80	H	Marshall	1	11
203	A	Tennessee Tech	9	3

M
i
d
d
l
e
T
e
n
n
.

M
i
d
d
l
e
T
e
n
n
.

Average RPI Win:	203	WON-LOST	WINNING	LAST 15	STRENGTH OF	OPP. STRENGTH	TEAM	ADJ	CONF.	ADJ CONF.		
Average RPI Loss:	145	RECORD	PCT. RANK	GAMES	SCHEDULE	OF SCHEDULE	RPI	RPI	RPI	RPI		
DIV. I ONLY		25-21-0	.54348	112	9-6-0	214	169	163	.49378	163	15	16
DIV. I NON-CONF.		15-13-0	.53571	131	3-2-0	173	199	141	.50153	141	19	19
<hr/>												
TOTALS	RPI 1-25	RPI 26-50		W-L RECORDS		RPI 51-100		RPI 101-150		RPI 150+		
25-21-0	0-3-0	0-0-0		OVERALL		1-2-0		6-4-0		18-12-0		
16-8-0	0-0-0	0-0-0		HOME		0-0-0		5-2-0		11-6-0		
9-13-0	0-3-0	0-0-0		AWAY		1-2-0		1-2-0		7-6-0		
0-0-0	0-0-0	0-0-0		NEUTRAL		0-0-0		0-0-0		0-0-0		
15-13-0	0-3-0	0-0-0		NON-CONFERENCE		0-0-0		3-4-0		12-6-0		
9-6-0	0-0-0	0-0-0		HOME		0-0-0		2-2-0		7-4-0		
6-7-0	0-3-0	0-0-		AWAY		0-0-0		1-2-0		5-2-0		
0-0-0	0-0-0	0-0-0		NEUTRAL		0-0-0		0-0-0		0-0-0		
10-8-0	0-0-0	0-0-0		CONFERENCE		1-2-0		3-0-0		6-6-0		
7-2-0	0-0-0	0-0-0		HOME		0-0-0		3-0-0		4-2-0		
3-6-0	0-0-0	0-0-0		AWAY		1-2-0		0-0-0		2-4-0		
0-0-0	0-0-0	0-0-0		NEUTRAL		0-0-0		0-0-0		0-0-0		
RPI	S	Opponent	Score	RPI	S	Opponent	Score	RPI	S	Opponent	Score	
5	A	South Carolina	4 16					63	A	High Point	2 7	
9	A	Clemson	3 4					63	A	High Point	6 2	
13	A	North Carolina	6 11					63	A	High Point	2 4	
									H	Rhode Island	8 4	
									H	Rhode Island	8 7	
									H	Rhode Island	7 11	
									H	Charlotte	1 7	
									A	Stetson	1 2	
									A	Stetson	4 5	
									A	Stetson	6 4	
									H	Liberty	6 5	
									H	Liberty	11 5	
									H	Liberty	7 5	
									H	Miami (OH)	18 6	
									H	Miami (OH)	1 5	
									H	Miami (OH)	7 5	
									A	Alabama St.	10 9	
									A	Alabama St.	4 5	
									A	Alabama St.	10 11	
									A	Wofford	4 3	
									H	Wofford	2 9	
									A	Presbyterian	3 4	
									A	Presbyterian	1 2	
									A	Presbyterian	3 9	
									A	Davidson	15 6	
									H	Davidson	10 12	
									H	Radford	3 1	
									H	Radford	3 2	
									H	Radford	8 15	
									A	ETSU	2 1	
LAST 15 GAMES				LAST 15 GAMES				LAST 15 GAMES				
				260	H	Charleston So.	1 0	282	A	UNC Asheville	9 2	
				260	H	Charleston So.	5 17	172	A	Wofford	4 3	
				260	H	Charleston So.	11 1	191	H	Davidson	10 12	
				243	A	ETSU	2 1					
				191	A	Davidson	15 6					

Non-Div. I Games:

Winthrop

282	A	UNC Asheville	7	10
282	A	UNC Asheville	5	2

RPI	S	Opponent	Score	
243	H	ETSU	5	7
260	H	Charleston So.	5	17
260	H	Charleston So.	1	0
260	H	Charleston So.	11	1
268	H	La Salle	7	3
268	H	La Salle	9	5
268	H	La Salle	9	0
268	H	La Salle	11	2
282	A	UNC Asheville	7	10
282	A	UNC Asheville	5	2
282	A	UNC Asheville	9	2
287	A	N.C. A&T	15	4
287	H	N.C. A&T	7	0

W
i
n
t
h
r
o
p

W
i
n
t
h
r
o
p

Average RPI Win: 189		WON-LOST RECORD		WINNING PCT. RANK		LAST 15 GAMES		STRENGTH OF SCHEDULE		OPP. STRENGTH OF SCHEDULE		TEAM RPI		ADJ RPI		CONF. RPI		ADJ CONF. RPI					
DIV. I ONLY		24-22-0		.52174 133		8-7-0		146		164		164		.49376 164		15		16					
DIV. I NON-CONF.		13-15-0		.46429 166		0-3-0		132		163		190		.47889 190		19		19					
TOTALS		RPI 1-25		RPI 26-50		W-L RECORDS		RPI 51-100		RPI 101-150		RPI 150+											
24-22-0		0-1-0		2-7-0		OVERALL		0-1-0		4-3-0		18-10-0											
16-13-0		0-0-0		2-4-0		HOME		0-1-0		2-2-0		12-6-0											
7-9-0		0-1-0		0-3-0		AWAY		0-0-0		2-1-0		5-4-0											
1-0-0		0-0-0		0-0-0		NEUTRAL		0-0-0		0-0-0		1-0-0											
13-15-0		0-1-0		2-7-0		NON-CONFERENCE		0-1-0		0-1-0		11-5-0											
10-10-0		0-0-0		2-4-0		HOME		0-1-0		0-1-0		8-4-0											
2-5-0		0-1-0		0-0-		AWAY		0-0-0		0-0-0		2-1-0											
1-0-0		0-0-0		0-0-0		NEUTRAL		0-0-0		0-0-0		1-0-0											
11-7-0		0-0-0		0-0-0		CONFERENCE		0-0-0		4-2-0		7-5-0											
6-3-0		0-0-0		0-0-0		HOME		0-0-0		2-1-0		4-2-0											
5-4-0		0-0-0		0-0-0		AWAY		0-0-0		2-1-0		3-3-0											
0-0-0		0-0-0		0-0-0		NEUTRAL		0-0-0		0-0-0		0-0-0											
RPI	S	Opponent		Score		RPI	S	Opponent		Score		RPI	S	Opponent		Score							
13	A	North Carolina		4	9	28	A	UNCW		7	14	76	H	Indiana St.		1	4	107	H	Rhode Island		6	7
						28	H	UNCW		4	11							144	A	Longwood		4	8
						34	H	Minnesota		11	7							144	A	Longwood		6	3
						34	H	Minnesota		1	3							144	A	Longwood		2	0
						34	H	Minnesota		5	7							149	H	Liberty		0	3
						38	A	Duke		0	4							149	H	Liberty		2	1
						38	H	Duke		5	1							149	H	Liberty		2	1
						40	A	UNCG		2	10							155	H	Gardner-Webb		0	5
						40	H	UNCG		2	8							155	H	Gardner-Webb		17	4
																		155	H	Gardner-Webb		10	4
																		156	H	Miami (OH)		7	0
																		156	H	Miami (OH)		5	3
																		156	H	Miami (OH)		4	5
																		181	H	Presbyterian		2	4
																		181	H	Presbyterian		7	5
																		181	H	Presbyterian		1	0
																		190	H	Canisius		4	7
																		190	H	Canisius		7	2
																		190	H	Canisius		12	4
																		191	H	Davidson		4	7
																		193	A	Virginia Tech		7	1
																		193	A	Virginia Tech		8	11
																		194	A	Radford		5	1
																		194	A	Radford		4	6
																		194	A	Radford		1	2
																		237	N	Appalachian St.		9	4
																		240	H	Rider		8	11
				LAST 15 GAMES																			
						181	H	Presbyterian		7	5	144	A	Longwood		4	8	194	A	Radford		5	1
						181	H	Presbyterian		2	4	28	A	UNCW		7	14	194	A	Radford		4	6
						181	H	Presbyterian		1	0	149	H	Liberty		0	3	194	A	Radford		1	2
						13	A	North Carolina		4	9							237	N	Appalachian St.		9	4
						40	A	UNCG		2	10							240	H	Rider		8	11

Non-Div. I Games:

Campbell

144	A	Longwood	2	0
144	A	Longwood	6	3

RPI	S	Opponent	Score	
240	H	Rider	12	3
260	A	Charleston So.	7	5
260	A	Charleston So.	5	4
260	A	Charleston So.	7	18
269	A	N.C. Central	15	11
287	H	N.C. A&T	14	1
287	H	N.C. A&T	15	3
287	H	N.C. A&T	10	8

Average RPI Win: 199		WON-LOST RECORD		WINNING PCT. RANK		LAST 15 GAMES		STRENGTH OF SCHEDULE		OPP. STRENGTH OF SCHEDULE		TEAM RPI		ADJ RPI		CONF. RPI		ADJ CONF. RPI			
DIV. I ONLY		22-21-0		.51163 140		7-5-0		229		160		165		.49348 165		19		19			
DIV. I NON-CONF.		10-12-0		.45455 172		1-0-0		158		120		117		.5179 117		14		14			
TOTALS		RPI 1-25		RPI 26-50		W-L RECORDS		RPI 51-100		RPI 101-150		RPI 150+									
22-21-0		1-3-0		0-0-0		OVERALL		1-3-0		3-8-0		17-7-0									
9-5-0		0-0-0		0-0-0		HOME		1-1-0		1-1-0		7-3-0									
12-13-0		1-3-0		0-0-0		AWAY		0-1-0		2-7-0		9-2-0									
1-3-0		0-0-0		0-0-0		NEUTRAL		0-1-0		0-0-0		1-2-0									
10-12-0		1-3-0		0-0-0		NON-CONFERENCE		0-2-0		2-5-0		7-2-0									
1-0-0		0-0-0		0-0-0		HOME		0-0-0		0-0-0		1-0-0									
8-9-0		1-3-0		0-0-		AWAY		0-1-0		2-5-0		5-0-0									
1-3-0		0-0-0		0-0-0		NEUTRAL		0-1-0		0-0-0		1-2-0									
12-9-0		0-0-0		0-0-0		CONFERENCE		1-1-0		1-3-0		10-5-0									
8-5-0		0-0-0		0-0-0		HOME		1-1-0		1-1-0		6-3-0									
4-4-0		0-0-0		0-0-0		AWAY		0-0-0		0-2-0		4-2-0									
0-0-0		0-0-0		0-0-0		NEUTRAL		0-0-0		0-0-0		0-0-0									
RPI S	Opponent	Score		RPI S	Opponent	Score		RPI S	Opponent	Score		RPI S	Opponent	Score							
11 A	Texas Tech	3	12					53 H	Wright St.	2	9	123 A	Kansas St.	0	7						
11 A	Texas Tech	0	12					53 H	Wright St.	2	0	123 A	Kansas St.	1	3						
11 A	Texas Tech	10	3					75 N	Kent St.	6	7	123 A	Kansas St.	14	1						
11 A	Texas Tech	1	9					98 A	Iowa	1	9	138 A	Valparaiso	6	7						
												138 A	Valparaiso	3	5						
												138 H	Valparaiso	3	7						
												138 H	Valparaiso	6	5						
												142 A	Arkansas St.	4	7						
												142 A	Arkansas St.	1	8						
												142 A	Arkansas St.	3	13						
												142 A	Arkansas St.	9	2						
												158 H	Oakland	5	9						
												158 H	Oakland	8	0						
												168 N	Ball St.	3	9						
												168 N	Ball St.	5	11						
												187 N	Bethune-Cookman	11	0						
												195 A	Ill.-Chicago	5	6						
												195 A	Ill.-Chicago	3	10						
												195 A	Ill.-Chicago	7	2						
												195 H	Ill.-Chicago	5	1						
												195 H	Ill.-Chicago	2	3						
												215 A	Illinois St.	4	3						
												215 A	Illinois St.	4	1						
												215 A	Illinois St.	8	5						
												223 A	Northern Ill.	7	6						
												234 H	Northern Ky.	0	3						
												234 H	Northern Ky.	8	0						
				LAST 15 GAMES																	
				252 H	Youngstown St.	6	0	234 H	Northern Ky.	6	0										
				252 H	Youngstown St.	4	3	195 H	Ill.-Chicago	5	1										
				158 H	Oakland	5	9	195 H	Ill.-Chicago	2	3										
				158 H	Oakland	8	0														
				292 H	Chicago St.	6	2														
Non-Div. I Games:		MSOE		15 6		Edgewood		7 5		Wis.-Parkside		12 2		Milwaukee							

234	H	Northern Ky.	0	3
234	H	Northern Ky.	8	0

RPI	S	Opponent	Score	
234	H	Northern Ky.	6	0
252	A	Youngstown St.	22	3
252	A	Youngstown St.	1	0
252	A	Youngstown St.	10	3
252	H	Youngstown St.	4	3
252	H	Youngstown St.	6	0
292	A	Chicago St.	12	9
292	H	Chicago St.	6	2

Milwaukee

M
i
l
w
a
u
k
e
e

M
i
l
w
a
u
k
e
e

Average RPI Win: 211		WON-LOST RECORD	WINNING PCT. RANK	LAST 15 GAMES	STRENGTH OF SCHEDULE	OPP. STRENGTH OF SCHEDULE	TEAM RPI	ADJ RPI	CONF. RPI	ADJ CONF. RPI		
Average RPI Loss: 118												
DIV. I ONLY		23-20-0	.53488 121	6-9-0	224	163	166	.49345 166	12	12		
DIV. I NON-CONF.		14-7-0	.66667 52	5-1-0	263	255	125	.51323 125	10	10		
<hr/>												
TOTALS		RPI 1-25		RPI 26-50		W-L RECORDS		RPI 51-100		RPI 101-150		RPI 150+
23-20-0		0-0-0		0-0-0		OVERALL		0-8-0		4-8-0		19-4-0
13-5-0		0-0-0		0-0-0		HOME		0-3-0		2-1-0		11-1-0
7-13-0		0-0-0		0-0-0		AWAY		0-5-0		1-5-0		6-3-0
3-2-0		0-0-0		0-0-0		NEUTRAL		0-0-0		1-2-0		2-0-0
14-7-0		0-0-0		0-0-0		NON-CONFERENCE		0-2-0		1-2-0		13-3-0
6-1-0		0-0-0		0-0-0		HOME		0-0-0		0-0-0		6-1-0
5-4-0		0-0-0		0-0-		AWAY		0-2-0		0-0-0		5-2-0
3-2-0		0-0-0		0-0-0		NEUTRAL		0-0-0		1-2-0		2-0-0
9-13-0		0-0-0		0-0-0		CONFERENCE		0-6-0		3-6-0		6-1-0
7-4-0		0-0-0		0-0-0		HOME		0-3-0		2-1-0		5-0-0
2-9-0		0-0-0		0-0-0		AWAY		0-3-0		1-5-0		1-1-0
0-0-0		0-0-0		0-0-0		NEUTRAL		0-0-0		0-0-0		0-0-0
RPI S	Opponent	Score	RPI S	Opponent	Score	RPI S	Opponent	Score	RPI S	Opponent	Score	
						67 A Fresno St.	3 6	109 A Nevada	5 6			
						67 A Fresno St.	1 5	109 A Nevada	4 8			
						67 A Fresno St.	1 14	109 A Nevada	12 7			
						67 H Fresno St.	6 11	109 H Nevada	5 12			
						67 H Fresno St.	2 4	109 H Nevada	18 4			
						67 H Fresno St.	1 5	109 H Nevada	5 2			
						98 A Iowa	2 22	124 A UNLV	0 1			
						98 A Iowa	7 9	124 A UNLV	6 7			
								124 A UNLV	2 7			
								140 N Navy	1 3			
								140 N Navy	0 5			
								140 N Navy	10 5			
								179 A Omaha	4 7			
								179 H Omaha	3 12			
								179 H Omaha	18 10			
								186 H San Diego St.	17 13			
								191 A Davidson	9 4			
								212 A San Jose St.	7 2			
								212 A San Jose St.	5 9			
								212 H San Jose St.	9 3			
								212 H San Jose St.	13 7			
								212 H San Jose St.	12 4			
								212 H San Jose St.	8 7			
								214 A UC Davis	5 2			
								214 A UC Davis	9 8			
								214 A UC Davis	2 6			
								241 N Buffalo	13 0			
LAST 15 GAMES												
			271 H SIUE	11 2	179 A Omaha	4 7	212 H San Jose St.	8 7				
			271 H SIUE	8 0	109 A Nevada	4 8	214 A UC Davis	5 2				
			271 H SIUE	11 0	109 A Nevada	5 6	214 A UC Davis	9 8				
			271 H SIUE	11 10			214 A UC Davis	2 6				
			67 H Fresno St.	2 4			241 N Buffalo	13 0				

Non-Div. I Games: Adams St. 13 1

Air Force

67 H Fresno St.	6	11
67 H Fresno St.	1	5

RPI	S	Opponent	Score	
245	N	Marist	8	4
258	A	Northern Colo.	4	2
258	A	Northern Colo.	14	4
258	H	Northern Colo.	14	7
271	H	SIUE	11	10
271	H	SIUE	11	0
271	H	SIUE	8	0
271	H	SIUE	11	2

A
i
r
F
o
r
c
e

A
i
r
F
o
r
c
e

Average RPI Win:		129	WON-LOST RECORD		WINNING PCT. RANK	LAST 15 GAMES		STRENGTH OF SCHEDULE		OPP. STRENGTH OF SCHEDULE	TEAM RPI	ADJ RPI	CONF. RPI	ADJ CONF. RPI			
Average RPI Loss:		118															
DIV. I ONLY			20-24-0		.45455	190	7-8-0		142	54	167	.49314	167	7	7		
DIV. I NON-CONF.			13-16-0		.44828	182	3-2-0		234	17	191	.47876	191	9	9		
TOTALS		RPI 1-25		RPI 26-50		W-L RECORDS		RPI 51-100		RPI 101-150		RPI 150+					
20-24-0		1-1-0		4-6-0		OVERALL		2-1-0		7-11-0		6-5-0					
12-11-0		0-0-0		4-3-0		HOME		2-1-0		4-6-0		2-1-0					
8-13-0		1-1-0		0-3-0		AWAY		0-0-0		3-4-0		4-4-0					
0-0-0		0-0-0		0-0-0		NEUTRAL		0-0-0		0-0-0		0-0-0					
13-16-0		1-1-0		2-2-0		NON-CONFERENCE		0-0-0		6-9-0		4-4-0					
6-8-0		0-0-0		2-2-0		HOME		0-0-0		4-6-0		0-0-0					
7-8-0		1-1-0		0-0-		AWAY		0-0-0		2-3-0		4-4-0					
0-0-0		0-0-0		0-0-0		NEUTRAL		0-0-0		0-0-0		0-0-0					
7-8-0		0-0-0		2-4-0		CONFERENCE		2-1-0		1-2-0		2-1-0					
6-3-0		0-0-0		2-1-0		HOME		2-1-0		0-0-0		2-1-0					
1-5-0		0-0-0		0-3-0		AWAY		0-0-0		1-2-0		0-0-0					
0-0-0		0-0-0		0-0-0		NEUTRAL		0-0-0		0-0-0		0-0-0					
RPI	S	Opponent		Score		RPI	S	Opponent		Score		RPI	S	Opponent		Score	
23	A	Arizona		3	4	35	H	Washington		4	17	87	H	CSUN		6	4
23	A	Arizona		6	5	35	H	Washington		8	5	87	H	CSUN		6	0
						35	H	Washington		1	2	87	H	CSUN		2	7
						35	H	Washington		6	5						
						41	A	Cal St. Fullerton		2	6						
						41	A	Cal St. Fullerton		1	2						
						41	A	Cal St. Fullerton		2	9						
						48	H	Long Beach St.		7	10						
						48	H	Long Beach St.		14	13						
						48	H	Long Beach St.		4	3						
						LAST 15 GAMES											
						41	A	Cal St. Fullerton		2	9	48	H	Long Beach St.		7	10
						41	A	Cal St. Fullerton		2	6	48	H	Long Beach St.		14	13
						41	A	Cal St. Fullerton		1	2	48	H	Long Beach St.		4	3
						87	H	CSUN		6	0						
						87	H	CSUN		2	7						
												256	A	CSU Bakersfield		2	8

Non-Div. I Games:

UC Riverside

87	H	CSUN	6	4
128	H	San Diego	3	2

RPI	S	Opponent	Score	
256	A	CSU Bakersfield	7	3
256	A	CSU Bakersfield	8	4

UC Riverside

U
C
R
i
v
e
r
s
i
d
e

U
C
R
i
v
e
r
s
i
d
e

Average RPI Win: 200		WON-LOST RECORD		WINNING PCT. RANK		LAST 15 GAMES		STRENGTH OF SCHEDULE		OPP. STRENGTH OF SCHEDULE		TEAM RPI		ADJ RPI		CONF. RPI		ADJ CONF. RPI	
Average RPI Loss: 149		29-19-0		.60417 75		8-7-0		267		174		168		.49286 168		23		23	
DIV. I ONLY		15-11-0		.57692 105		1-2-0		230		89		127		.51055 127		22		22	
DIV. I NON-CONF.																			
TOTALS		RPI 1-25		RPI 26-50		W-L RECORDS		RPI 51-100		RPI 101-150		RPI 150+							
29-19-0		1-4-0		0-1-0		OVERALL		0-1-0		5-3-0		23-10-0							
14-5-0		0-0-0		0-0-0		HOME		0-0-0		1-0-0		13-5-0							
10-8-0		1-3-0		0-0-0		AWAY		0-0-0		1-1-0		8-4-0							
5-6-0		0-1-0		0-1-0		NEUTRAL		0-1-0		3-2-0		2-1-0							
15-11-0		1-4-0		0-1-0		NON-CONFERENCE		0-0-0		5-3-0		9-3-0							
6-1-0		0-0-0		0-0-0		HOME		0-0-0		1-0-0		5-1-0							
4-5-0		1-3-0		0-0-		AWAY		0-0-0		1-1-0		2-1-0							
5-5-0		0-1-0		0-1-0		NEUTRAL		0-0-0		3-2-0		2-1-0							
14-8-0		0-0-0		0-0-0		CONFERENCE		0-1-0		0-0-0		14-7-0							
8-4-0		0-0-0		0-0-0		HOME		0-0-0		0-0-0		8-4-0							
6-3-0		0-0-0		0-0-0		AWAY		0-0-0		0-0-0		6-3-0							
0-1-0		0-0-0		0-0-0		NEUTRAL		0-1-0		0-0-0		0-0-0							
RPI S	Opponent	Score		RPI S	Opponent	Score		RPI S	Opponent	Score		RPI S	Opponent	Score					
7 N	Ole Miss	3	7	42 N	Oregon St.	6	7	75 N	Kent St.	3	8	101 A	Indiana	3	4				
14 A	Coastal Caro.	5	12									104 N	Cincinnati	4	3				
17 A	LSU	3	9									104 N	Cincinnati	6	4				
17 A	LSU	6	10									110 H	Xavier	5	4				
17 A	LSU	7	1									129 N	Utah	5	11				
												136 N	Utah Valley	1	5				
												136 N	Utah Valley	3	1				
												138 A	Valparaiso	3	2				
												156 A	Miami (OH)	2	4				
												156 A	Miami (OH)	9	0				
												156 A	Miami (OH)	9	6				
												165 N	Milwaukee	11	5				
												165 N	Milwaukee	9	3				
												170 H	Eastern Mich.	10	16				
												170 H	Eastern Mich.	8	3				
												170 H	Eastern Mich.	10	7				
												206 N	George Washington	0	2				
												228 H	Ohio	6	12				
												228 H	Ohio	17	14				
												228 H	Ohio	20	3				
												229 H	Western Mich.	13	3				
												229 H	Western Mich.	21	1				
												229 H	Western Mich.	7	2				
												234 H	Northern Ky.	13	1				
												241 A	Buffalo	9	6				
												241 A	Buffalo	4	2				
												241 A	Buffalo	3	4				

Non-Div. I Games:

Ball St.

Ball St.

241	A	Buffalo	4	2
234	H	Northern Ky.	13	1

Through Games Of May 9, 2016

RPI	S	Opponent	Score	
242	A	Central Mich.	3	7
242	A	Central Mich.	10	7
242	A	Central Mich.	4	2
250	H	Dayton	1	3
250	H	Dayton	9	3
250	H	Dayton	6	1
250	H	Dayton	10	0
264	H	Bowling Green	1	5
264	H	Bowling Green	7	8
264	H	Bowling Green	3	1
280	A	Purdue	2	9
280	H	Purdue	9	8
290	A	Savannah St.	7	3
290	A	Savannah St.	10	1

Ball St.

B
a
l
l
S
t
.

B
a
l
l
S
t
.

Average RPI Win: 186		WON-LOST RECORD		WINNING PCT. RANK		LAST 15 GAMES		STRENGTH OF SCHEDULE		OPP. STRENGTH OF SCHEDULE		TEAM RPI		ADJ RPI		CONF. RPI		ADJ CONF. RPI	
DIV. I ONLY		22-21-0		.51163 140		7-6-0		197		251		169		.49124 169		22		22	
DIV. I NON-CONF.		12-7-0		.63158 70		2-1-0		126		265		65		.54527 65		24		24	
TOTALS		RPI 1-25		RPI 26-50		W-L RECORDS		RPI 51-100		RPI 101-150		RPI 150+							
22-21-0		0-0-0		2-1-0		OVERALL		5-6-0		0-0-0		15-14-0							
10-4-0		0-0-0		1-0-0		HOME		2-1-0		0-0-0		7-3-0							
9-12-0		0-0-0		0-1-0		AWAY		3-4-0		0-0-0		6-7-0							
3-5-0		0-0-0		1-0-0		NEUTRAL		0-1-0		0-0-0		2-4-0							
12-7-0		0-0-0		2-1-0		NON-CONFERENCE		3-2-0		0-0-0		7-4-0							
2-0-0		0-0-0		1-0-0		HOME		0-0-0		0-0-0		1-0-0							
7-2-0		0-0-0		0-0-		AWAY		3-1-0		0-0-0		4-0-0							
3-5-0		0-0-0		1-0-0		NEUTRAL		0-1-0		0-0-0		2-4-0							
10-14-0		0-0-0		0-0-0		CONFERENCE		2-4-0		0-0-0		8-10-0							
8-4-0		0-0-0		0-0-0		HOME		2-1-0		0-0-0		6-3-0							
2-10-0		0-0-0		0-0-0		AWAY		0-3-0		0-0-0		2-7-0							
0-0-0		0-0-0		0-0-0		NEUTRAL		0-0-0		0-0-0		0-0-0							
RPI	S	Opponent		Score		RPI	S	Opponent		Score		RPI	S	Opponent		Score			
34	A	Minnesota		0	10	56	N	Michigan St.		5	9	179	A	Omaha		2	12		
34	H	Minnesota		7	4	73	A	Lamar		6	7	179	A	Omaha		2	1		
44	N	Boston College		4	2	73	A	Lamar		3	0	179	A	Omaha		8	9		
						73	A	Lamar		7	6	179	H	Omaha		2	7		
						73	A	Lamar		7	5	179	H	Omaha		4	3		
						74	A	Oral Roberts		3	10	179	H	Omaha		0	6		
						74	A	Oral Roberts		3	6	227	A	South Dakota St.		2	5		
						74	A	Oral Roberts		6	8	227	A	South Dakota St.		7	14		
						74	H	Oral Roberts		4	3	227	A	South Dakota St.		3	11		
						74	H	Oral Roberts		4	3	229	N	Western Mich.		4	2		
						74	H	Oral Roberts		3	4	232	H	IPFW		15	5		
												232	H	IPFW		7	1		
												232	H	IPFW		12	6		
												233	N	St. Bonaventure		0	2		
												233	N	St. Bonaventure		1	6		
												242	N	Central Mich.		4	11		
												249	N	Maine		4	3		
												255	N	Army West Point		3	6		
												257	A	Western Ill.		4	9		
												257	A	Western Ill.		6	7		
												257	A	Western Ill.		3	1		
												257	H	Western Ill.		12	3		
												257	H	Western Ill.		8	12		
												257	H	Western Ill.		3	0		
												261	A	Ark.-Pine Bluff		2	0		
												261	A	Ark.-Pine Bluff		8	7		
												261	A	Ark.-Pine Bluff		7	4		
LAST 15 GAMES																			
179	H	Omaha		4	3	34	H	Minnesota		7	4	257	H	Western Ill.		3	0		
179	H	Omaha		2	7	257	H	Western Ill.				257	H	Western Ill.					
179	H	Omaha		0	6	257	H	Western Ill.		8	12	261	A	Ark.-Pine Bluff		2	0		
284	A	North Dakota		4	2							261	A	Ark.-Pine Bluff		8	7		
74	H	Oral Roberts		3	4							261	A	Ark.-Pine Bluff		7	4		
Non-Div. I Games:		Valley City St.		6	5	Mary		1	0	Concordia-M'head		10	1	Minot St.		13	7	North Dakota St.	

74	H	Oral Roberts	4	3
74	H	Oral Roberts	4	3

RPI	S	Opponent	Score	
284	A	North Dakota	4	2
284	H	North Dakota	15	4

N
o
r
t
h
D
a
k
o
t
a
S
t
.

N
o
r
t
h
D
a
k
o
t
a
S
t
.

North Dakota St.

Average RPI Win:	213	WON-LOST RECORD	WINNING PCT. RANK	LAST 15 GAMES	STRENGTH OF SCHEDULE	OPP. STRENGTH OF SCHEDULE	TEAM RPI	ADJ RPI	CONF. RPI	ADJ CONF. RPI	
DIV. I ONLY		18-27-0	.4 220	5-10-0	128	211	170	.49078 170	23	23	
DIV. I NON-CONF.		9-18-0	.33333 237	1-2-0	33	150	128	.51021 128	22	22	
<hr/>											
TOTALS	RPI 1-25	RPI 26-50		W-L RECORDS	RPI 51-100		RPI 101-150		RPI 150+		
18-27-0	0-5-0	0-0-0		OVERALL	2-9-0		0-0-0		16-13-0		
5-6-0	0-1-0	0-0-0		HOME	0-3-0		0-0-0		5-2-0		
10-18-0	0-3-0	0-0-0		AWAY	2-5-0		0-0-0		8-9-0		
3-3-0	0-1-0	0-0-0		NEUTRAL	0-0-0		0-0-0		3-2-0		
<hr/>											
9-18-0	0-5-0	0-0-0		NON-CONFERENCE	2-6-0		0-0-0		7-7-0		
0-2-0	0-1-0	0-0-0		HOME	0-0-0		0-0-0		0-1-0		
6-13-0	0-3-0	0-0-		AWAY	2-6-0		0-0-0		4-4-0		
3-3-0	0-1-0	0-0-0		NEUTRAL	0-0-0		0-0-0		3-2-0		
<hr/>											
9-9-0	0-0-0	0-0-0		CONFERENCE	0-3-0		0-0-0		9-6-0		
5-4-0	0-0-0	0-0-0		HOME	0-3-0		0-0-0		5-1-0		
4-5-0	0-0-0	0-0-0		AWAY	0-0-0		0-0-0		4-5-0		
0-0-0	0-0-0	0-0-0		NEUTRAL	0-0-0		0-0-0		0-0-0		
<hr/>											
RPI S	Opponent	Score	RPI S	Opponent	Score	RPI S	Opponent	Score	RPI S	Opponent	Score
1 A	Florida	4 12				52 A	Arizona St.	4 12	158 H	Oakland	4 7
1 N	Florida	7 8				52 A	Arizona St.	4 5	158 N	Oakland	3 11
24 A	Michigan	3 19				52 A	Arizona St.	1 8	168 A	Ball St.	16 10
24 A	Michigan	4 12				53 A	Wright St.	5 7	168 A	Ball St.	3 8
24 H	Michigan	0 12				53 A	Wright St.	0 14	168 A	Ball St.	7 10
						56 A	Michigan St.	4 2	179 N	Omaha	8 1
						72 A	Notre Dame	8 0	179 N	Omaha	16 3
						75 H	Kent St.	3 13	179 N	Omaha	1 2
						75 H	Kent St.	2 4	185 A	South Fla.	4 8
						75 H	Kent St.	3 7	185 A	South Fla.	4 8
						95 A	West Virginia	1 5	185 A	South Fla.	3 2
									210 A	Lipscomb	17 4
									210 A	Lipscomb	8 12
									210 A	Lipscomb	1 4
									229 A	Western Mich.	2 6
									229 A	Western Mich.	4 7
									229 A	Western Mich.	5 3
									241 A	Buffalo	4 3
									241 A	Buffalo	4 12
									241 A	Buffalo	2 1
									242 H	Central Mich.	3 0
									242 H	Central Mich.	2 3
									242 H	Central Mich.	6 1
									250 A	Dayton	7 6
									264 H	Bowling Green	5 4
									264 H	Bowling Green	4 0
									264 H	Bowling Green	8 4
<hr/>											
			LAST 15 GAMES								
			168 A Ball St. 3 8			242 H Central Mich. 6 1			242 H Central Mich. 6 1		
			168 A Ball St. 16 10			72 A Notre Dame 8 0			250 A Dayton 7 6		
			168 A Ball St. 7 10			229 A Western Mich. 5 3			264 H Bowling Green 5 4		
			24 H Michigan 0 12						264 H Bowling Green 4 0		
			24 A Michigan 4 12						264 H Bowling Green 8 4		

Non-Div. I Games:

Eastern Mich.

Eastern Mich.

242 H Central Mich.	2	3
242 H Central Mich.	3	0

Through Games Of May 9, 2016

RPI	S	Opponent	Score	
265	N	NJIT	8	0
280	A	Purdue	6	5

Eastern Mich.

E
a
s
t
e
r
n
M
i
c
h
.

E
a
s
t
e
r
n
M
i
c
h
.

Average RPI Win: 98		WON-LOST	WINNING	LAST 15	STRENGTH OF		OPP. STRENGTH	TEAM	ADJ		CONF.	ADJ CONF.
Average RPI Loss: 88		RECORD	PCT. RANK	GAMES	SCHEDULE		OF SCHEDULE	RPI	RPI		RPI	RPI
DIV. I ONLY		15-31-0	.32609	262	28		80	171	.48981		171	5
DIV. I NON-CONF.		9-13-0	.40909	201	127		124	187	.4797		187	4
TOTALS		RPI 1-25	RPI 26-50		W-L RECORDS		RPI 51-100		RPI 101-150		RPI 150+	
15-31-0		1-5-0	0-6-0		OVERALL		8-9-0		4-7-0		2-4-0	
9-16-0		1-2-0	0-3-0		HOME		4-5-0		3-3-0		1-3-0	
6-15-0		0-3-0	0-3-0		AWAY		4-4-0		1-4-0		1-1-0	
0-0-0		0-0-0	0-0-0		NEUTRAL		0-0-0		0-0-0		0-0-0	
9-13-0		0-0-0	0-3-0		NON-CONFERENCE		4-1-0		3-5-0		2-4-0	
5-8-0		0-0-0	0-3-0		HOME		2-1-0		2-1-0		1-3-0	
4-5-0		0-0-0	0-0-		AWAY		2-0-0		1-4-0		1-1-0	
0-0-0		0-0-0	0-0-0		NEUTRAL		0-0-0		0-0-0		0-0-0	
6-18-0		1-5-0	0-3-0		CONFERENCE		4-8-0		1-2-0		0-0-0	
4-8-0		1-2-0	0-0-0		HOME		2-4-0		1-2-0		0-0-0	
2-10-0		0-3-0	0-3-0		AWAY		2-4-0		0-0-0		0-0-0	
0-0-0		0-0-0	0-0-0		NEUTRAL		0-0-0		0-0-0		0-0-0	
RPI S	Opponent	Score	RPI S	Opponent	Score	RPI S	Opponent	Score	RPI S	Opponent	Score	
18 A	Southern Miss.	2 11	31 A	Fla. Atlantic	5 13	61 A	Old Dominion	7 2	106 H	McNeese St.	8 11	
18 A	Southern Miss.	5 6	31 A	Fla. Atlantic	4 5	61 A	Old Dominion	3 0	106 H	McNeese St.	13 8	
18 A	Southern Miss.	2 13	31 A	Fla. Atlantic	1 3	61 A	Old Dominion	2 5	106 H	McNeese St.	11 5	
22 H	Rice	6 1	47 H	Gonzaga	3 12	69 H	Louisiana Tech	9 14	117 A	UC Irvine	3 7	
22 H	Rice	4 9	47 H	Gonzaga	1 3	69 H	Louisiana Tech	5 4	117 A	UC Irvine	3 8	
22 H	Rice	0 1	47 H	Gonzaga	4 12	69 H	Louisiana Tech	2 4	117 A	UC Irvine	12 2	
						78 A	Sam Houston St.	8 5	126 H	FIU	4 8	
						80 H	Marshall	3 8	126 H	FIU	4 12	
						80 H	Marshall	5 4	126 H	FIU	6 0	
						80 H	Marshall	2 5	130 A	Baylor	4 5	
						82 H	UConn	6 9	132 A	Texas	2 11	
						82 H	UConn	6 5	161 A	Texas St.	10 13	
						82 H	UConn	2 1	161 H	Texas St.	14 7	
						92 A	Houston	3 2	161 H	Texas St.	0 6	
						94 A	Western Ky.	5 8	225 A	A&M-Corpus Christi	6 3	
						94 A	Western Ky.	10 14	225 H	A&M-Corpus Christi	4 12	
						94 A	Western Ky.	5 7	273 H	Incarnate Word	2 5	
LAST 15 GAMES												
			31 A	Fla. Atlantic	1 3	225 H	A&M-Corpus Christi	4 12				
			31 A	Fla. Atlantic	5 13	94 A	Western Ky.	5 8				
			31 A	Fla. Atlantic	4 5	94 A	Western Ky.	10 14				
			161 H	Texas St.	0 6							
			69 H	Louisiana Tech	5 4							

Non-Div. I Games:

UTSA

69 H Louisiana Tech	9	14
69 H Louisiana Tech	2	4

U
T
S
A

U
T
S
A

Average RPI Win: 202		WON-LOST	WINNING	LAST 15	STRENGTH OF		OPP. STRENGTH	TEAM	ADJ	CONF.	ADJ CONF.
Average RPI Loss: 148		RECORD	PCT. RANK	GAMES	SCHEDULE		OF SCHEDULE	RPI	RPI	RPI	RPI
DIV. I ONLY		27-23-0	.54	120	9-6-0		186	210	172	.48976	172
DIV. I NON-CONF.		18-14-0	.5625	110	2-4-0		236	257	189	.47931	189
TOTALS		RPI 1-25	RPI 26-50		W-L RECORDS		RPI 51-100		RPI 101-150		RPI 150+
27-23-0		0-2-0	2-2-0		OVERALL		0-0-0		3-9-0		22-10-0
18-12-0		0-0-0	2-2-0		HOME		0-0-0		1-3-0		15-7-0
8-11-0		0-2-0	0-0-0		AWAY		0-0-0		2-6-0		6-3-0
1-0-0		0-0-0	0-0-0		NEUTRAL		0-0-0		0-0-0		1-0-0
18-14-0		0-2-0	1-0-0		NON-CONFERENCE		0-0-0		1-2-0		16-10-0
14-7-0		0-0-0	1-0-0		HOME		0-0-0		1-0-0		12-7-0
3-7-0		0-2-0	0-0-		AWAY		0-0-0		0-2-0		3-3-0
1-0-0		0-0-0	0-0-0		NEUTRAL		0-0-0		0-0-0		1-0-0
9-9-0		0-0-0	1-2-0		CONFERENCE		0-0-0		2-7-0		6-0-0
4-5-0		0-0-0	1-2-0		HOME		0-0-0		0-3-0		3-0-0
5-4-0		0-0-0	0-0-0		AWAY		0-0-0		2-4-0		3-0-0
0-0-0		0-0-0	0-0-0		NEUTRAL		0-0-0		0-0-0		0-0-0
RPI S	Opponent	Score	RPI S	Opponent	Score	RPI S	Opponent	Score	RPI S	Opponent	Score
5 A	South Carolina	1 7	40 H	UNCG	12 3				102 A	Mercer	7 12
9 A	Clemson	0 7	40 H	UNCG	1 6				102 A	Mercer	3 14
			40 H	UNCG	1 6				102 A	Mercer	7 5
			45 H	Kentucky	5 4				119 A	Samford	0 6
									119 A	Samford	3 11
									119 A	Samford	4 3
									125 H	Western Caro.	3 12
									125 H	Western Caro.	4 14
									125 H	Western Caro.	1 9
									130 A	Baylor	5 9
									130 A	Baylor	0 4
									135 H	Evansville	7 5
									155 A	Gardner-Webb	5 1
									155 A	Gardner-Webb	3 5
									155 H	Gardner-Webb	13 9
									163 A	Winthrop	9 2
									163 H	Winthrop	3 4
									175 H	Stony Brook	9 8
									181 A	Presbyterian	8 4
									181 H	Presbyterian	5 6
									226 A	USC Upstate	0 2
									226 H	USC Upstate	6 3
									228 H	Ohio	5 3
									228 H	Ohio	2 16
									228 H	Ohio	6 3
									228 H	Ohio	6 5
									236 H	The Citadel	10 8
LAST 15 GAMES			40 H	UNCG	1 6	260 N	Charleston So.	4 0			
			40 H	UNCG	1 6	251 A	VMI	12 4			
			40 H	UNCG	12 3	251 A	VMI	10 7			
			282 A	UNC Asheville	8 10						
			250 H	Dayton	10 5						

Non-Div. I Games:

Wofford

250	H	Dayton	4	6
250	H	Dayton	5	9

RPI	S	Opponent	Score	
236	H	The Citadel	10	9
236	H	The Citadel	10	5
240	H	Rider	12	4
246	H	Cornell	5	12
246	H	Cornell	5	1
246	H	Cornell	2	6
250	H	Dayton	10	5
250	H	Dayton	4	6
250	H	Dayton	5	9
251	A	VMI	5	3
251	A	VMI	10	7
251	A	VMI	12	4
260	N	Charleston So.	4	0
267	H	Lafayette	14	8
276	H	George Mason	11	6
282	A	UNC Asheville	8	10
282	H	UNC Asheville	8	5

W
o
f
f
o
r
d

W
o
f
f
o
r
d

Average RPI Win:	178	WON-LOST RECORD	WINNING PCT. RANK	LAST 15 GAMES		STRENGTH OF SCHEDULE	OPP. STRENGTH OF SCHEDULE	TEAM RPI	ADJ RPI	CONF. RPI	ADJ CONF. RPI
DIV. I ONLY		25-21-0	.54348 112	8-7-0		252	137	173	.4885 173	14	14
DIV. I NON-CONF.		16-13-0	.55172 114	4-3-0		278	132	193	.47801 193	15	15
TOTALS	RPI 1-25	RPI 26-50		W-L RECORDS		RPI 51-100		RPI 101-150		RPI 150+	
25-21-0	0-0-0	2-3-0		OVERALL		3-2-0		1-3-0		19-13-0	
11-9-0	0-0-0	2-2-0		HOME		1-0-0		0-3-0		8-4-0	
12-10-0	0-0-0	0-0-0		AWAY		2-2-0		1-0-0		9-8-0	
2-2-0	0-0-0	0-1-0		NEUTRAL		0-0-0		0-0-0		2-1-0	
16-13-0	0-0-0	0-3-0		NON-CONFERENCE		3-2-0		1-0-0		12-8-0	
8-4-0	0-0-0	0-2-0		HOME		1-0-0		0-0-0		7-2-0	
6-7-0	0-0-0	0-0-		AWAY		2-2-0		1-0-0		3-5-0	
2-2-0	0-0-0	0-1-0		NEUTRAL		0-0-0		0-0-0		2-1-0	
9-8-0	0-0-0	2-0-0		CONFERENCE		0-0-0		0-3-0		7-5-0	
3-5-0	0-0-0	2-0-0		HOME		0-0-0		0-3-0		1-2-0	
6-3-0	0-0-0	0-0-0		AWAY		0-0-0		0-0-0		6-3-0	
0-0-0	0-0-0	0-0-0		NEUTRAL		0-0-0		0-0-0		0-0-0	
RPI S	Opponent	Score	RPI S	Opponent	Score	RPI S	Opponent	Score	RPI S	Opponent	Score
			28 H	UNCW	9 4	62 H	Hartford	4 3	107 A	Rhode Island	6 2
			28 H	UNCW	3 0	99 A	Oklahoma	4 10	120 H	William & Mary	0 3
			33 H	Bryant	2 19	99 A	Oklahoma	4 13	120 H	William & Mary	0 2
			44 H	Boston College	6 7	99 A	Oklahoma	3 2	120 H	William & Mary	5 8
			44 N	Boston College	2 8	99 A	Oklahoma	5 3	153 A	Delaware	6 3
									153 A	Delaware	6 1
									153 A	Delaware	14 0
									184 H	Elon	2 3
									184 H	Elon	0 2
									184 H	Elon	6 3
									192 A	Washington St.	2 7
									192 A	Washington St.	1 4
									192 A	Washington St.	5 3
									192 A	Washington St.	1 8
									202 A	James Madison	6 7
									202 A	James Madison	4 6
									202 A	James Madison	20 5
									216 A	Abilene Christian	3 4
									216 A	Abilene Christian	0 1
									216 A	Abilene Christian	3 2
									216 A	Abilene Christian	4 3
			LAST 15 GAMES						219 A	Hofstra	1 5
			219 A	Hofstra	4 1	222 H	Central Conn. St.	2 1	219 A	Hofstra	4 1
			219 A	Hofstra	18 3	120 H	William & Mary	0 3	219 A	Hofstra	18 3
			219 A	Hofstra	1 5	120 H	William & Mary	5 8	222 H	Central Conn. St.	8 4
			44 H	Boston College	6 7				222 H	Central Conn. St.	7 6
			62 H	Hartford	4 3				222 H	Central Conn. St.	2 1

Non-Div. I Games:

Northeastern

222	H	Central Conn. St.	7	6
222	H	Central Conn. St.	8	4

RPI	S	Opponent	Score	
230	H	Harvard	3	2
241	H	Buffalo	1	0
241	H	Buffalo	8	4
241	H	Buffalo	3	6
246	N	Cornell	6	0
246	N	Cornell	11	0
246	N	Cornell	5	7
248	H	Quinnipiac	12	9
263	H	Massachusetts	2	3

Northeastern

N
o
r
t
h
e
a
s
t
e
r
n

N
o
r
t
h
e
a
s
t
e
r
n

Average RPI Win: 138		WON-LOST	WINNING	LAST 15	STRENGTH OF		OPP. STRENGTH	TEAM	ADJ	CONF.	ADJ CONF.
Average RPI Loss: 88		RECORD	PCT. RANK	GAMES	SCHEDULE		OF SCHEDULE	RPI	RPI	RPI	RPI
DIV. I ONLY		17-31-0	.35417	248	6-9-0		22	145	174	.48739	174
DIV. I NON-CONF.		10-23-0	.30303	258	0-3-0		29	115	209	.47083	209
TOTALS		RPI 1-25	RPI 26-50		W-L RECORDS		RPI 51-100		RPI 101-150		RPI 150+
17-31-0	0-3-0	1-6-0		OVERALL		4-12-0		8-8-0		4-2-0	
14-15-0	0-3-0	0-1-0		HOME		4-7-0		6-3-0		4-1-0	
3-16-0	0-0-0	1-5-0		AWAY		0-5-0		2-5-0		0-1-0	
0-0-0	0-0-0	0-0-0		NEUTRAL		0-0-0		0-0-0		0-0-0	
10-23-0	0-3-0	1-6-0		NON-CONFERENCE		3-10-0		2-2-0		4-2-0	
9-11-0	0-3-0	0-1-0		HOME		3-5-0		2-1-0		4-1-0	
1-12-0	0-0-0	1-0-		AWAY		0-5-0		0-1-0		0-1-0	
0-0-0	0-0-0	0-0-0		NEUTRAL		0-0-0		0-0-0		0-0-0	
7-8-0	0-0-0	0-0-0		CONFERENCE		1-2-0		6-6-0		0-0-0	
5-4-0	0-0-0	0-0-0		HOME		1-2-0		4-2-0		0-0-0	
2-4-0	0-0-0	0-0-0		AWAY		0-0-0		2-4-0		0-0-0	
0-0-0	0-0-0	0-0-0		NEUTRAL		0-0-0		0-0-0		0-0-0	
RPI S	Opponent	Score	RPI S	Opponent	Score	RPI S	Opponent	Score	RPI S	Opponent	Score
19 H	TCU	0 3	27 H	Oklahoma St.	0 17	59 A	New Mexico	7 17	103 H	SFA	10 2
19 H	TCU	5 12	41 A	Cal St. Fullerton	0 5	59 A	New Mexico	4 8	103 H	SFA	12 4
19 H	TCU	6 17	41 A	Cal St. Fullerton	1 9	59 A	New Mexico	6 8	114 A	Southern Ill.	1 4
			41 A	Cal St. Fullerton	1 7	74 A	Oral Roberts	4 6	114 A	Southern Ill.	5 8
			46 A	Nebraska	3 7	74 H	Oral Roberts	15 8	114 A	Southern Ill.	8 0
			46 A	Nebraska	0 4	76 H	Indiana St.	11 9	123 A	Kansas St.	5 9
			46 A	Nebraska	17 5	76 H	Indiana St.	6 8	123 H	Kansas St.	2 5
						76 H	Indiana St.	10 15	131 H	Missouri St.	9 2
						78 H	Sam Houston St.	11 15	131 H	Missouri St.	1 6
						78 H	Sam Houston St.	8 13	131 H	Missouri St.	11 1
						78 H	Sam Houston St.	2 0	135 A	Evansville	2 7
						90 H	Cal Poly	6 0	135 A	Evansville	1 11
						90 H	Cal Poly	2 7	135 A	Evansville	6 5
						90 H	Cal Poly	6 7	147 H	Bradley	4 8
						99 A	Oklahoma	2 4	147 H	Bradley	10 9
						99 H	Oklahoma	7 15	147 H	Bradley	7 5
									179 H	Omaha	5 4
									197 A	Kansas	3 9
									258 H	Northern Colo.	3 4
									258 H	Northern Colo.	11 0
									258 H	Northern Colo.	17 2
									284 H	North Dakota	16 3
LAST 15 GAMES											
			76 H	Indiana St.	6 8		114 A	Southern Ill.	8 0		
			76 H	Indiana St.	11 9		147 H	Bradley	10 9		
			76 H	Indiana St.	10 15		147 H	Bradley	4 8		
			123 H	Kansas St.	2 5						
			123 A	Kansas St.	5 9						

Non-Div. I Games:

Wichita St.

114 A Southern Ill.	1	4
114 A Southern Ill.	5	8

W
i
c
h
i
t
a
s
t
.

W
i
c
h
i
t
a
s
t
.

Average RPI Win:	217	WON-LOST RECORD	WINNING PCT. RANK	LAST 15 GAMES	STRENGTH OF SCHEDULE	OPP. STRENGTH OF SCHEDULE	TEAM RPI	ADJ RPI	CONF. RPI	ADJ CONF. RPI		
DIV. I ONLY		20-23-0	.46512	179	5-10-0	175	246	175	.48707	175	20	20
DIV. I NON-CONF.		11-16-0	.40741	203	1-5-0	231	249	220	.46637	220	20	20
<hr/>												
TOTALS	RPI 1-25	RPI 26-50		W-L RECORDS		RPI 51-100		RPI 101-150		RPI 150+		
20-23-0	0-0-0	0-6-0		OVERALL		2-1-0		1-6-0		17-10-0		
13-2-0	0-0-0	0-0-0		HOME		0-0-0		1-0-0		12-2-0		
6-19-0	0-0-0	0-6-0		AWAY		2-1-0		0-6-0		4-6-0		
1-2-0	0-0-0	0-0-0		NEUTRAL		0-0-0		0-0-0		1-2-0		
11-16-0	0-0-0	0-6-0		NON-CONFERENCE		0-0-0		1-3-0		10-7-0		
7-0-0	0-0-0	0-0-0		HOME		0-0-0		1-0-0		6-0-0		
3-14-0	0-0-0	0-0-		AWAY		0-0-0		0-3-0		3-5-0		
1-2-0	0-0-0	0-0-0		NEUTRAL		0-0-0		0-0-0		1-2-0		
9-7-0	0-0-0	0-0-0		CONFERENCE		2-1-0		0-3-0		7-3-0		
6-2-0	0-0-0	0-0-0		HOME		0-0-0		0-0-0		6-2-0		
3-5-0	0-0-0	0-0-0		AWAY		2-1-0		0-3-0		1-1-0		
0-0-0	0-0-0	0-0-0		NEUTRAL		0-0-0		0-0-0		0-0-0		
RPI	S	Opponent	Score	RPI	S	Opponent	Score	RPI	S	Opponent	Score	
				32	A	Creighton	4 5	62	A	Hartford	9 0	
				32	A	Creighton	0 4	62	A	Hartford	5 9	
				32	A	Creighton	0 4	62	A	Hartford	2 0	
				33	A	Bryant	5 14			111	H Sacred Heart	4 2
				33	A	Bryant	4 8			130	A Baylor	5 6
				33	A	Bryant	2 6			130	A Baylor	4 20
										130	A Baylor	2 16
										172	A Wofford	8 9
										183	A UMBC	15 10
										183	A UMBC	1 2
										183	H UMBC	4 1
										183	H UMBC	3 6
										183	H UMBC	3 2
										184	A Elon	4 1
										196	A Fordham	1 6
										198	A Fairfield	9 14
										211	H Manhattan	8 2
										226	A USC Upstate	6 8
										237	N Appalachian St.	0 4
										238	H UMass Lowell	5 0
										238	H UMass Lowell	5 3
										238	H UMass Lowell	1 2
										247	H Villanova	8 3
										249	H Maine	2 1
										249	H Maine	11 0
										250	N Dayton	11 6
										264	N Bowling Green	4 5
LAST 15 GAMES				LAST 15 GAMES				LAST 15 GAMES				
				108	A	Binghamton	3 7	198	A	Fairfield	9 14	
				108	A	Binghamton	0 2	33	A	Bryant	2 6	
				108	A	Binghamton	5 11	33	A	Bryant	4 8	
				281	A	NYIT	7 5			250	N Dayton	11 6
				183	H	UMBC	3 6			264	N Bowling Green	4 5

Non-Div. I Games:

Stony Brook

183	H	UMBC	3	2
183	H	UMBC	4	1

RPI	S	Opponent	Score	
272	A	LIU Brooklyn	8	1
281	A	NYIT	7	5
281	H	NYIT	5	1
283	A	Iona	0	7
283	H	Iona	11	2
283	H	Iona	15	4
291	H	Saint Peter's	7	3

Stony Brook

S
t
o
n
y
B
r
o
o
k

S
t
o
n
y
B
r
o
o
k

Average RPI Win:	224	WON-LOST	WINNING	LAST 15	STRENGTH OF	OPP. STRENGTH	TEAM	ADJ	CONF.	ADJ CONF.	
Average RPI Loss:	171	RECORD	PCT. RANK	GAMES	SCHEDULE	OF SCHEDULE	RPI	RPI	RPI	RPI	
DIV. I ONLY		25-24-0	.5102 149	9-4-0	247	233	176	.48681 176	27	27	
DIV. I NON-CONF.		11-18-0	.37931 221	1-1-0	251	173	233	.46135 233	29	29	
<hr/>											
TOTALS	RPI 1-25	RPI 26-50		W-L RECORDS		RPI 51-100		RPI 101-150		RPI 150+	
25-24-0	0-0-0	1-2-0		OVERALL		0-2-0		4-7-0		20-13-0	
8-7-0	0-0-0	0-0-0		HOME		0-2-0		1-0-0		7-5-0	
16-16-0	0-0-0	1-2-0		AWAY		0-0-0		3-7-0		12-7-0	
1-1-0	0-0-0	0-0-0		NEUTRAL		0-0-0		0-0-0		1-1-0	
<hr/>											
11-18-0	0-0-0	1-2-0		NON-CONFERENCE		0-2-0		2-5-0		8-9-0	
3-4-0	0-0-0	0-0-0		HOME		0-2-0		1-0-0		2-2-0	
7-13-0	0-0-0	1-0-		AWAY		0-0-0		1-5-0		5-6-0	
1-1-0	0-0-0	0-0-0		NEUTRAL		0-0-0		0-0-0		1-1-0	
<hr/>											
14-6-0	0-0-0	0-0-0		CONFERENCE		0-0-0		2-2-0		12-4-0	
5-3-0	0-0-0	0-0-0		HOME		0-0-0		0-0-0		5-3-0	
9-3-0	0-0-0	0-0-0		AWAY		0-0-0		2-2-0		7-1-0	
0-0-0	0-0-0	0-0-0		NEUTRAL		0-0-0		0-0-0		0-0-0	
<hr/>											
RPI S	Opponent	Score	RPI S	Opponent	Score	RPI S	Opponent	Score	RPI S	Opponent	Score
			48 A	Long Beach St.	1 7	62 H	Hartford	4 8	107 H	Rhode Island	5 3
			48 A	Long Beach St.	3 2	82 H	UConn	1 5	120 A	William & Mary	5 8
			48 A	Long Beach St.	1 2				120 A	William & Mary	5 6
									120 A	William & Mary	11 12
									134 A	Furman	4 7
									134 A	Furman	2 5
									134 A	Furman	10 7
									140 A	Navy	4 2
									140 A	Navy	0 9
									140 A	Navy	2 4
									140 A	Navy	3 1
									185 A	South Fla.	2 3
									185 A	South Fla.	3 4
									185 A	South Fla.	2 3
									208 A	Yale	4 2
									208 A	Yale	5 10
									208 A	Yale	8 1
									220 A	Dartmouth	1 2
									230 H	Harvard	11 4
									231 N	Penn	3 4
									231 N	Penn	5 3
			LAST 15 GAMES						238 H	UMass Lowell	2 5
			267 H	Lafayette	2 4	277 A	Bucknell	10 6	239 A	Brown	1 2
			267 H	Lafayette	6 5	277 A	Bucknell	3 0	239 A	Brown	9 0
			267 H	Lafayette	10 9	254 A	Siena	9 6	239 H	Brown	0 3
			267 H	Lafayette	2 0				239 H	Brown	12 11
			82 H	UConn	1 5				244 A	Lehigh	5 4

Non-Div. I Games:	Lesley	5	1	Lesley	5	0
-------------------	--------	---	---	--------	---	---

Holy Cross

277	A	Bucknell	12	10
277	A	Bucknell	5	3

RPI	S	Opponent	Score	
244	A	Lehigh	4	5
244	A	Lehigh	6	1
244	A	Lehigh	12	3
254	A	Siena	9	6
255	H	Army West Point	1	6
255	H	Army West Point	6	3
255	H	Army West Point	6	2
255	H	Army West Point	0	3
263	A	Massachusetts	6	3
267	H	Lafayette	6	5
267	H	Lafayette	10	9
267	H	Lafayette	2	0
267	H	Lafayette	2	4
277	A	Bucknell	12	10
277	A	Bucknell	3	0
277	A	Bucknell	10	6
277	A	Bucknell	5	3

Holy Cross

H
O
L
Y
C
R
O
S
S

H
O
L
Y
C
R
O
S
S

Average RPI Win:		183	WON-LOST RECORD		WINNING PCT. RANK		LAST 15 GAMES		STRENGTH OF SCHEDULE		OPP. STRENGTH OF SCHEDULE		TEAM RPI		ADJ RPI		CONF. RPI		ADJ CONF. RPI				
Average RPI Loss:		113																					
DIV. I ONLY			22-24-0		.47826 166		6-9-0		182		141		177		.48655 177		13		13				
DIV. I NON-CONF.			11-9-0		.55 116		2-1-0		198		193		145		.50052 145		12		12				
TOTALS		RPI 1-25		RPI 26-50		W-L RECORDS		RPI 51-100		RPI 101-150		RPI 150+											
22-24-0		0-1-0		0-3-0		OVERALL		0-8-0		11-7-0		11-5-0											
14-8-0		0-0-0		0-0-0		HOME		0-3-0		8-3-0		6-2-0											
7-15-0		0-1-0		0-3-0		AWAY		0-5-0		3-4-0		4-2-0											
1-1-0		0-0-0		0-0-0		NEUTRAL		0-0-0		0-0-0		1-1-0											
11-9-0		0-1-0		0-0-0		NON-CONFERENCE		0-5-0		6-2-0		5-1-0											
8-2-0		0-0-0		0-0-0		HOME		0-0-0		6-2-0		2-0-0											
2-6-0		0-1-0		0-0-		AWAY		0-5-0		0-0-0		2-0-0											
1-1-0		0-0-0		0-0-0		NEUTRAL		0-0-0		0-0-0		1-1-0											
11-15-0		0-0-0		0-3-0		CONFERENCE		0-3-0		5-5-0		6-4-0											
6-6-0		0-0-0		0-0-0		HOME		0-3-0		2-1-0		4-2-0											
5-9-0		0-0-0		0-3-0		AWAY		0-0-0		3-4-0		2-2-0											
0-0-0		0-0-0		0-0-0		NEUTRAL		0-0-0		0-0-0		0-0-0											
RPI	S	Opponent		Score		RPI	S	Opponent		Score		RPI	S	Opponent		Score							
4	A	Texas A&M		2	3	36	A	Southeastern La.		2	3	73	H	Lamar		1	3	103	A	SFA		7	8
						36	A	Southeastern La.		3	13	73	H	Lamar		6	8	103	H	SFA		6	2
						36	A	Southeastern La.		2	18	73	H	Lamar		0	8	103	H	SFA		12	1
												87	A	CSUN		1	7	103	H	SFA		3	15
												87	A	CSUN		3	6	106	A	McNeese St.		6	12
												87	A	CSUN		0	2	106	A	McNeese St.		7	5
												87	A	CSUN		2	7	106	A	McNeese St.		3	2
												88	A	UT Arlington		0	10	108	H	Binghamton		11	4
																		108	H	Binghamton		8	5
																		108	H	Binghamton		9	11
																		108	H	Binghamton		4	3
																		129	H	Utah		2	1
																		129	H	Utah		7	3
																		129	H	Utah		0	2
																		129	H	Utah		4	1
																		148	A	Central Ark.		0	11
																		148	A	Central Ark.		3	2
																		148	A	Central Ark.		7	8
																		192	N	Washington St.		2	3
																		192	N	Washington St.		9	5
																		204	H	Nicholls St.		7	3
																		204	H	Nicholls St.		3	5
																		204	H	Nicholls St.		8	3
																		216	A	Abilene Christian		0	9
																		216	A	Abilene Christian		3	2
																		216	A	Abilene Christian		4	1
																		225	A	A&M-Corpus Christi		4	5
						LAST 15 GAMES																	
						204	H	Nicholls St.		7	3	298	A	Prairie View		21	17	204	H	Nicholls St.		8	3
						204	H	Nicholls St.		3	5	73	H	Lamar		0	8	216	A	Abilene Christian		0	9
						204	H	Nicholls St.		8	3	73	H	Lamar		6	8	216	A	Abilene Christian		3	2
						286	H	Texas Southern		7	3							216	A	Abilene Christian		4	1
						36	A	Southeastern La.		3	13							225	A	A&M-Corpus Christi		4	5

Non-Div. I Games:

Houston Baptist

36	A	Southeastern La.	2	18
36	A	Southeastern La.	2	3

RPI	S	Opponent	Score	
273	H	Incarnate Word	2	3
273	H	Incarnate Word	3	1
273	H	Incarnate Word	2	0
285	A	UTRGV	6	2
286	H	Texas Southern	7	3
298	A	Prairie View	21	17
298	H	Prairie View	5	3

Average RPI Win: 168		WON-LOST RECORD		WINNING PCT. RANK		LAST 15 GAMES		STRENGTH OF SCHEDULE		OPP. STRENGTH OF SCHEDULE		TEAM RPI		ADJ RPI		CONF. RPI		ADJ CONF. RPI	
DIV. I ONLY		22-24-0		.47826 166		10-5-0		141		110		178		.48622 178		17		17	
DIV. I NON-CONF.		10-21-0		.32258 244		1-3-0		205		33		261		.43913 260		17		17	
TOTALS		RPI 1-25		RPI 26-50		W-L RECORDS		RPI 51-100		RPI 101-150		RPI 150+							
22-24-0		0-2-0		1-1-0		OVERALL		6-7-0		2-6-0		13-8-0							
15-15-0		0-1-0		0-1-0		HOME		4-4-0		1-3-0		10-6-0							
7-9-0		0-1-0		1-0-0		AWAY		2-3-0		1-3-0		3-2-0							
0-0-0		0-0-0		0-0-0		NEUTRAL		0-0-0		0-0-0		0-0-0							
10-21-0		0-2-0		1-1-0		NON-CONFERENCE		2-5-0		2-6-0		5-7-0							
8-13-0		0-1-0		0-1-0		HOME		2-3-0		1-3-0		5-5-0							
2-8-0		0-1-0		1-0-		AWAY		0-2-0		1-3-0		0-2-0							
0-0-0		0-0-0		0-0-0		NEUTRAL		0-0-0		0-0-0		0-0-0							
12-3-0		0-0-0		0-0-0		CONFERENCE		4-2-0		0-0-0		8-1-0							
7-2-0		0-0-0		0-0-0		HOME		2-1-0		0-0-0		5-1-0							
5-1-0		0-0-0		0-0-0		AWAY		2-1-0		0-0-0		3-0-0							
0-0-0		0-0-0		0-0-0		NEUTRAL		0-0-0		0-0-0		0-0-0							
RPI	S	Opponent		Score		RPI	S	Opponent		Score		RPI	S	Opponent		Score			
16	A	Georgia Tech		2	4	30	A	Georgia		4	2	64	H	North Florida		10	4		
16	H	Georgia Tech		2	13	30	H	Georgia		2	4	64	H	North Florida		2	9		
												64	H	North Florida		2	1		
												65	A	Jacksonville		6	7		
												65	A	Jacksonville		13	8		
												65	A	Jacksonville		5	3		
												77	H	VCU		11	15		
												84	A	Jacksonville St.		2	10		
												84	H	Jacksonville St.		3	2		
												84	H	Jacksonville St.		5	10		
												84	H	Jacksonville St.		11	9		
												93	A	Ga. Southern		9	10		
												93	H	Ga. Southern		1	4		
	</																		

Non-Div. I Games:

Kennesaw St.

Kennesaw St.

210 H Lipscomb	9	11
210 H Lipscomb	4	0

Through Games Of May 9, 2016

RPI	S	Opponent	Score	
265	H	NJIT	5	3
280	H	Purdue	5	2

Kennesaw St.

K
e
n
n
e
s
a
w
S
t
.

K
e
n
n
e
s
a
w
S
t
.

O
m
a
h
a

Omaha

232	A	IPFW	0	2
166	H	Air Force	7	4

RPI	S	Opponent	Score	
227	H	South Dakota St.	3	15
227	H	South Dakota St.	4	1
232	A	IPFW	0	2
232	A	IPFW	3	1
232	A	IPFW	3	2
232	H	IPFW	9	5
232	H	IPFW	14	7
232	H	IPFW	7	0
257	H	Western Ill.	2	10
257	H	Western Ill.	6	1
257	H	Western Ill.	2	3
259	N	Saint Louis	16	2
264	N	Bowling Green	10	1
265	N	NJIT	9	3

O
m
a
h
a

O
m
a
h
a

Average RPI Win:		120	WON-LOST RECORD		WINNING PCT. RANK	LAST 15 GAMES		STRENGTH OF SCHEDULE		OPP. STRENGTH OF SCHEDULE	TEAM RPI	ADJ RPI	CONF. RPI	ADJ CONF. RPI			
Average RPI Loss:		126															
DIV. I ONLY			20-25-0		.44444	198	6-9-0		135		87	181	.48544	180	10	10	
DIV. I NON-CONF.			13-11-0		.54167	124	2-1-0		138		56	123	.51441	123	8	8	
TOTALS		RPI 1-25		RPI 26-50		W-L RECORDS		RPI 51-100		RPI 101-150		RPI 150+					
20-25-0		1-0-0		2-4-0		OVERALL		7-6-0		4-8-0		6-7-0					
13-13-0		1-0-0		0-0-0		HOME		7-5-0		3-5-0		2-3-0					
7-12-0		0-0-0		2-4-0		AWAY		0-1-0		1-3-0		4-4-0					
0-0-0		0-0-0		0-0-0		NEUTRAL		0-0-0		0-0-0		0-0-0					
13-11-0		1-0-0		1-2-0		NON-CONFERENCE		5-2-0		1-2-0		5-5-0					
9-5-0		1-0-0		0-0-0		HOME		5-1-0		1-1-0		2-3-0					
4-6-0		0-0-0		1-0-		AWAY		0-1-0		0-1-0		3-2-0					
0-0-0		0-0-0		0-0-0		NEUTRAL		0-0-0		0-0-0		0-0-0					
7-14-0		0-0-0		1-2-0		CONFERENCE		2-4-0		3-6-0		1-2-0					
4-8-0		0-0-0		0-0-0		HOME		2-4-0		2-4-0		0-0-0					
3-6-0		0-0-0		1-2-0		AWAY		0-0-0		1-2-0		1-2-0					
0-0-0		0-0-0		0-0-0		NEUTRAL		0-0-0		0-0-0		0-0-0					
RPI	S	Opponent		Score		RPI	S	Opponent		Score		RPI	S	Opponent		Score	
24	H	Michigan		5	3	35	A	Washington		9	10	55	H	St. Mary's (CA)		0	1
						35	A	Washington		2	1	55	H	St. Mary's (CA)		13	9
						35	A	Washington		1	4	55	H	St. Mary's (CA)		5	7
						47	A	Gonzaga		4	7	59	H	New Mexico		13	7
						47	A	Gonzaga		0	3	72	H	Notre Dame		4	2
						47	A	Gonzaga		6	0	72	H	Notre Dame		2	0
												72	H	Notre Dame		0	5
												81	H	Stanford		4	2
												90	A	Cal Poly		2	6
												90	H	Cal Poly		10	1
												96	H	Pepperdine		7	10
												96	H	Pepperdine		1	7
												96	H	Pepperdine		5	4
														182 A Hawaii		5	4
														182 A Hawaii		2	3
														182 A Hawaii		3	1
														182 A Hawaii		1	8
														212 A San Jose St.		7	4
														212 H San Jose St.		8	5
														214 H UC Davis		0	8
														221 A Pacific		3	2
														221 A Pacific		8	12
														221 A Pacific		3	6
														238 H UMass Lowell		3	4
														238 H UMass Lowell		0	3
														238 H UMass Lowell		7	1
				LAST 15 GAMES													
						221	A	Pacific		3	2	81	H	Stanford		4	2
						221	A	Pacific		3	6	47	A	Gonzaga		6	0
						221	A	Pacific		8	12	47	A	Gonzaga		0	3
						90	A	Cal Poly		2	6						
						105	H	Loyola Marymount		0	5						

Non-Div. I Games:

Santa Clara

105 H Loyola Marymount	8	11
105 H Loyola Marymount	9	1

S
a
n
t
a
C
l
a
r
a

S
a
n
t
a
C
l
a
r
a

Average RPI Win: 207		WON-LOST	WINNING	LAST 15	STRENGTH OF		OPP. STRENGTH	TEAM	ADJ		CONF.	ADJ CONF.			
Average RPI Loss: 156		RECORD	PCT. RANK	GAMES	SCHEDULE		OF SCHEDULE	RPI	RPI		RPI	RPI			
DIV. I ONLY		24-23-0	.51064	145	6-9-0		222	193	182	.48507	181	15	16		
DIV. I NON-CONF.		14-12-0	.53846	128	1-2-0		291	216	238	.45823	238	19	19		
TOTALS		RPI 1-25	RPI 26-50		W-L RECORDS		RPI 51-100		RPI 101-150		RPI 150+				
24-23-0		0-4-0	0-0-0		OVERALL		0-1-0		4-6-0		20-12-0				
14-6-0		0-0-0	0-0-0		HOME		0-0-0		4-3-0		10-3-0				
7-15-0		0-4-0	0-0-0		AWAY		0-0-0		0-3-0		7-8-0				
3-2-0		0-0-0	0-0-0		NEUTRAL		0-1-0		0-0-0		3-1-0				
14-12-0		0-1-0	0-0-0		NON-CONFERENCE		0-1-0		0-4-0		14-6-0				
7-4-0		0-0-0	0-0-0		HOME		0-0-0		0-1-0		7-3-0				
4-6-0		0-1-0	0-0-		AWAY		0-0-0		0-3-0		4-2-0				
3-2-0		0-0-0	0-0-0		NEUTRAL		0-1-0		0-0-0		3-1-0				
10-11-0		0-3-0	0-0-0		CONFERENCE		0-0-0		4-2-0		6-6-0				
7-2-0		0-0-0	0-0-0		HOME		0-0-0		4-2-0		3-0-0				
3-9-0		0-3-0	0-0-0		AWAY		0-0-0		0-0-0		3-6-0				
0-0-0		0-0-0	0-0-0		NEUTRAL		0-0-0		0-0-0		0-0-0				
RPI S	Opponent	Score		RPI S	Opponent	Score		RPI S	Opponent	Score		RPI S	Opponent	Score	
9 A	Clemson	4	8					56 N	Michigan St.	5	11	125 A	Western Caro.	9	10
14 A	Coastal Caro.	2	4									134 A	Furman	8	9
14 A	Coastal Caro.	3	12									134 A	Furman	6	8
14 A	Coastal Caro.	2	5									134 H	Furman	8	10
												144 H	Longwood	1	4
												144 H	Longwood	9	5
												144 H	Longwood	7	1
												149 H	Liberty	9	8
												149 H	Liberty	9	7
												149 H	Liberty	2	4
												155 A	Gardner-Webb	1	3
												155 A	Gardner-Webb	3	0
												155 A	Gardner-Webb	0	14
												163 H	Winthrop	9	3
												163 H	Winthrop	2	1
												163 H	Winthrop	4	3
												164 A	Campbell	5	7
												164 A	Campbell	0	1
												164 A	Campbell	4	2
												172 A	Wofford	6	5
												172 H	Wofford	4	8
												179 N	Omaha	11	1
												196 N	Fordham	7	1
												213 H	Towson	7	5
												213 H	Towson	6	2
												213 H	Towson	11	5
												226 A	USC Upstate	6	5
				LAST 15 GAMES											
				164 A	Campbell	5	7	134 A	Furman	6	8				
				164 A	Campbell	4	2	149 H	Liberty	9	8				
				164 A	Campbell	0	1	149 H	Liberty	9	7				
				144 H	Longwood	9	5								
				144 H	Longwood	7	1								

Non-Div. I Games:

Presbyterian

144	H	Longwood	1	4
287	H	N.C. A&T	3	5

RPI	S	Opponent	Score	
236	A	The Citadel	2	7
236	A	The Citadel	1	2
236	A	The Citadel	7	6
264	N	Bowling Green	6	5
264	N	Bowling Green	1	6
268	H	La Salle	3	6
268	H	La Salle	10	3
268	H	La Salle	6	0
269	H	N.C. Central	15	6
282	A	UNC Asheville	9	22
282	A	UNC Asheville	13	8
282	A	UNC Asheville	4	7
287	A	N.C. A&T	10	6
287	H	N.C. A&T	3	5
290	H	Savannah St.	16	1

P
r
e
s
b
y
t
e
r
i
a
n

P
r
e
s
b
y
t
e
r
i
a
n

Average RPI Win: 160		WON-LOST	WINNING	LAST 15	STRENGTH OF		OPP. STRENGTH	TEAM	ADJ		CONF.	ADJ CONF.
Average RPI Loss: 83		RECORD	PCT. RANK	GAMES	SCHEDULE		OF SCHEDULE	RPI	RPI		RPI	RPI
DIV. I ONLY		18-24-0	.42857	205	5-10-0		67	142	179		.48498	182
DIV. I NON-CONF.		10-14-0	.41667	200	0-1-0		141	194	240		.45292	241
TOTALS		RPI 1-25	RPI 26-50		W-L RECORDS		RPI 51-100		RPI 101-150		RPI 150+	
18-24-0		0-7-0	1-2-0		OVERALL		5-9-0		4-3-0		8-3-0	
12-17-0		0-4-0	1-2-0		HOME		4-7-0		2-1-0		5-3-0	
4-6-0		0-3-0	0-0-0		AWAY		1-2-0		0-1-0		3-0-0	
2-1-0		0-0-0	0-0-0		NEUTRAL		0-0-0		2-1-0		0-0-0	
10-14-0		0-4-0	0-0-0		NON-CONFERENCE		3-5-0		2-2-0		5-3-0	
8-12-0		0-4-0	0-0-0		HOME		3-5-0		0-0-0		5-3-0	
0-1-0		0-0-0	0-0-0		AWAY		0-0-0		0-1-0		0-0-0	
2-1-0		0-0-0	0-0-0		NEUTRAL		0-0-0		2-1-0		0-0-0	
8-10-0		0-3-0	1-2-0		CONFERENCE		2-4-0		2-1-0		3-0-0	
4-5-0		0-0-0	1-2-0		HOME		1-2-0		2-1-0		0-0-0	
4-5-0		0-3-0	0-0-0		AWAY		1-2-0		0-0-0		3-0-0	
0-0-0		0-0-0	0-0-0		NEUTRAL		0-0-0		0-0-0		0-0-0	
RPI S	Opponent	Score	RPI S	Opponent	Score	RPI S	Opponent	Score	RPI S	Opponent	Score	
20 A	UC Santa Barbara	3 6	48 H	Long Beach St.	6 3	59 H	New Mexico	4 6	105 A	Loyola Marymount	2 13	
20 A	UC Santa Barbara	2 14	48 H	Long Beach St.	3 4	59 H	New Mexico	0 18	117 H	UC Irvine	4 14	
20 A	UC Santa Barbara	4 5	48 H	Long Beach St.	4 11	59 H	New Mexico	4 3	117 H	UC Irvine	8 5	
24 H	Michigan	3 5				59 H	New Mexico	1 7	117 H	UC Irvine	8 4	
24 H	Michigan	4 5				87 A	CSUN	3 9	150 N	San Francisco	11 3	
24 H	Michigan	0 6				87 A	CSUN	1 2	150 N	San Francisco	4 5	
24 H	Michigan	4 9				87 A	CSUN	6 5	150 N	San Francisco	9 7	
						90 H	Cal Poly	4 5	180 H	Santa Clara	1 3	
						90 H	Cal Poly	6 3	180 H	Santa Clara	8 1	
						90 H	Cal Poly	2 5	180 H	Santa Clara	4 5	
						95 H	West Virginia	2 9	180 H	Santa Clara	3 2	
						95 H	West Virginia	1 4	214 A	UC Davis	6 5	
						95 H	West Virginia	4 1	214 A	UC Davis	5 0	
						95 H	West Virginia	6 2	214 A	UC Davis	7 2	
									292 H	Chicago St.	4 1	
									292 H	Chicago St.	4 0	
									292 H	Chicago St.	0 1	
									292 H	Chicago St.	14 0	
LAST 15 GAMES												
			48 H	Long Beach St.	3 4	87 A	CSUN	3 9				
			48 H	Long Beach St.	4 11	87 A	CSUN	6 5				
			48 H	Long Beach St.	6 3	87 A	CSUN	1 2				
			20 A	UC Santa Barbara	4 5							
			20 A	UC Santa Barbara	3 6							

Non-Div. I Games: Hawaii Hilo 11 9 Hawaii Hilo 0 1

Hawaii

20	A	UC Santa Barbara	2	14
105	A	Loyola Marymount	2	13

Average RPI Win: 221		WON-LOST RECORD		WINNING PCT. RANK		LAST 15 GAMES		STRENGTH OF SCHEDULE		OPP. STRENGTH OF SCHEDULE		TEAM RPI		ADJ RPI		CONF. RPI		ADJ CONF. RPI	
DIV. I ONLY		23-20-0		.53488 121		9-6-0		261		231		183		.48493 183		20		20	
DIV. I NON-CONF.		12-11-0		.52174 138		3-0-0		258		251		179		.48473 179		20		20	
TOTALS		RPI 1-25		RPI 26-50		W-L RECORDS		RPI 51-100		RPI 101-150		RPI 150+							
23-20-0		0-3-0		0-1-0		OVERALL		0-0-0		3-2-0		20-14-0							
11-4-0		0-0-0		0-0-0		HOME		0-0-0		2-2-0		9-2-0							
11-14-0		0-3-0		0-1-0		AWAY		0-0-0		1-0-0		10-10-0							
1-2-0		0-0-0		0-0-0		NEUTRAL		0-0-0		0-0-0		1-2-0							
12-11-0		0-3-0		0-1-0		NON-CONFERENCE		0-0-0		2-0-0		10-7-0							
6-1-0		0-0-0		0-0-0		HOME		0-0-0		1-0-0		5-1-0							
5-8-0		0-3-0		0-0-		AWAY		0-0-0		1-0-0		4-4-0							
1-2-0		0-0-0		0-0-0		NEUTRAL		0-0-0		0-0-0		1-2-0							
11-9-0		0-0-0		0-0-0		CONFERENCE		0-0-0		1-2-0		10-7-0							
5-3-0		0-0-0		0-0-0		HOME		0-0-0		1-2-0		4-1-0							
6-6-0		0-0-0		0-0-0		AWAY		0-0-0		0-0-0		6-6-0							
0-0-0		0-0-0		0-0-0		NEUTRAL		0-0-0		0-0-0		0-0-0							
RPI	S	Opponent		Score		RPI	S	Opponent		Score		RPI	S	Opponent		Score			
16	A	Georgia Tech		1	4	29	A	Wake Forest		8	10			108	H	Binghamton		5	4
16	A	Georgia Tech		1	6									108	H	Binghamton		4	6
16	A	Georgia Tech		2	9									108	H	Binghamton		5	7
														140	A	Navy		6	4
														140	H	Navy		5	4
														154	A	Georgetown		0	1
														154	N	Georgetown		5	6
														175	A	Stony Brook		1	4
														175	A	Stony Brook		6	3
														175	A	Stony Brook		2	3
														175	H	Stony Brook		10	15
														175	H	Stony Brook		2	1
														188	A	Richmond		10	5
														200	A	Albany (NY)		5	1
														200	A	Albany (NY)		1	6
														200	A	Albany (NY)		4	10
														202	A	James Madison		13	11
														202	A	James Madison		7	12
														202	A	James Madison		5	13
														206	A	George Washington		10	8
														206	H	George Washington		8	12
														213	A	Towson		4	3
														213	H	Towson		12	3
														238	A	UMass Lowell		2	1
														238	A	UMass Lowell		7	3
														238	A	UMass Lowell		7	6
														238	H	UMass Lowell		4	3
				LAST 15 GAMES															
				238	A	UMass Lowell	7	6	108	H	Binghamton	5	7						
				238	A	UMass Lowell	7	3	108	H	Binghamton	5	4						
				238	A	UMass Lowell	2	1	108	H	Binghamton	4	6						
				175	A	Stony Brook	6	3											
				175	A	Stony Brook	1	4											

Non-Div. I Games:

UMBC

175	A	Stony Brook	2	3
299	H	Coppin St.	9	7

RPI	S	Opponent	Score	
238	H	UMass Lowell	10	5
238	H	UMass Lowell	1	0
249	A	Maine	3	6
249	A	Maine	5	7
249	A	Maine	3	1
251	N	VMI	3	9
251	N	VMI	5	4
295	A	Mt. St. Mary's	3	5
295	H	Mt. St. Mary's	9	3
295	H	Mt. St. Mary's	3	1
299	H	Coppin St.	12	3
299	H	Coppin St.	9	7

Average RPI Win:		194	WON-LOST RECORD		WINNING PCT. RANK		LAST 15 GAMES		STRENGTH OF SCHEDULE		OPP. STRENGTH OF SCHEDULE		TEAM RPI		ADJ RPI		CONF. RPI		ADJ CONF. RPI	
DIV. I ONLY			24-25-0		.4898 157		11-4-0		144		135		184		.48491 184		14		14	
DIV. I NON-CONF.			11-15-0		.42308 196		3-1-0		149		135		235		.45999 235		15		15	
TOTALS		RPI 1-25		RPI 26-50		W-L RECORDS		RPI 51-100		RPI 101-150		RPI 150+								
24-25-0		1-3-0		1-4-0		OVERALL		1-8-0		2-2-0		19-8-0								
18-15-0		0-2-0		1-1-0		HOME		1-7-0		2-2-0		14-3-0								
6-10-0		1-1-0		0-3-0		AWAY		0-1-0		0-0-0		5-5-0								
0-0-0		0-0-0		0-0-0		NEUTRAL		0-0-0		0-0-0		0-0-0								
11-15-0		1-3-0		1-2-0		NON-CONFERENCE		0-6-0		1-0-0		8-4-0								
10-11-0		0-2-0		1-1-0		HOME		0-5-0		1-0-0		8-3-0								
1-4-0		1-1-0		0-0-		AWAY		0-1-0		0-0-0		0-1-0								
0-0-0		0-0-0		0-0-0		NEUTRAL		0-0-0		0-0-0		0-0-0								
13-10-0		0-0-0		0-2-0		CONFERENCE		1-2-0		1-2-0		11-4-0								
8-4-0		0-0-0		0-0-0		HOME		1-2-0		1-2-0		6-0-0								
5-6-0		0-0-0		0-2-0		AWAY		0-0-0		0-0-0		5-4-0								
0-0-0		0-0-0		0-0-0		NEUTRAL		0-0-0		0-0-0		0-0-0								
RPI	S	Opponent		Score		RPI	S	Opponent		Score		RPI	S	Opponent		Score				
6	H	North Carolina St.		3	23	28	A	UNCW		3	12	53	H	Wright St.		7	9			
13	A	North Carolina		6	11	28	A	UNCW		4	10	53	H	Wright St.		2	10			
25	A	East Carolina		8	7	29	H	Wake Forest		3	4	53	H	Wright St.		11	13			
25	H	East Carolina		5	7	40	A	UNCG		3	7	53	H	Wright St.		2	11			
						40	H	UNCG		14	8	54	H	Col. of Charleston		9	6			
												54	H	Col. of Charleston		2	6			
												54	H	Col. of Charleston		6	11			
												63	A	High Point		16	17			
												63	H	High Point		2	8			

Non-Div. I Games:

Elon

202	A	James Madison	9	2
202	A	James Madison	10	13

RPI	S	Opponent	Score	
268	H	La Salle	10	3
269	H	N.C. Central	9	4
287	A	N.C. A&T	7	8
287	H	N.C. A&T	9	6

[illegible]

Non-Div. I Games:

South Fla.

South Fla.

127	H	UCF	4	0
126	H	FIU	5	6

Through Games Of May 9, 2016

RPI	S	Opponent	Score	
187	H	Bethune-Cookman	6	2
220	H	Dartmouth	4	0
220	H	Dartmouth	0	1
220	H	Dartmouth	4	0
224	H	Memphis	3	8
224	H	Memphis	7	5
224	H	Memphis	3	4

South Fla.

S
o
u
t
h
F
l
a
.

S
o
u
t
h
F
l
a
.

Average RPI Win:		108	WON-LOST RECORD		WINNING PCT. RANK		LAST 15 GAMES		STRENGTH OF SCHEDULE		OPP. STRENGTH OF SCHEDULE		TEAM RPI		ADJ RPI		CONF. RPI		ADJ CONF. RPI				
DIV. I ONLY			14-32-0		.30435 271		4-11-0		24		111		186		.48246 186		12		12				
DIV. I NON-CONF.			8-16-0		.33333 237		2-4-0		31		41		177		.48659 177		10		10				
TOTALS		RPI 1-25		RPI 26-50		W-L RECORDS		RPI 51-100		RPI 101-150		RPI 150+											
14-32-0		0-4-0		3-5-0		OVERALL		4-11-0		5-9-0		2-3-0											
9-17-0		0-1-0		2-2-0		HOME		2-7-0		3-5-0		2-2-0											
5-14-0		0-3-0		1-3-0		AWAY		2-4-0		2-3-0		0-1-0											
0-1-0		0-0-0		0-0-0		NEUTRAL		0-0-0		0-1-0		0-0-0											
8-16-0		0-4-0		3-5-0		NON-CONFERENCE		0-3-0		3-2-0		2-2-0											
5-9-0		0-1-0		2-2-0		HOME		0-3-0		1-1-0		2-2-0											
3-6-0		0-3-0		1-0-		AWAY		0-0-0		2-0-0		0-0-0											
0-1-0		0-0-0		0-0-0		NEUTRAL		0-0-0		0-1-0		0-0-0											
6-16-0		0-0-0		0-0-0		CONFERENCE		4-8-0		2-7-0		0-1-0											
4-8-0		0-0-0		0-0-0		HOME		2-4-0		2-4-0		0-0-0											
2-8-0		0-0-0		0-0-0		AWAY		2-4-0		0-3-0		0-1-0											
0-0-0		0-0-0		0-0-0		NEUTRAL		0-0-0		0-0-0		0-0-0											
RPI	S	Opponent		Score		RPI	S	Opponent		Score		RPI	S	Opponent		Score							
11	A	Texas Tech		1	3	33	H	Bryant		2	10	59	A	New Mexico		10	9	109	A	Nevada	6	7	
11	A	Texas Tech		2	7	41	A	Cal St. Fullerton		1	8	59	A	New Mexico		7	13	109	A	Nevada	2	3	
11	A	Texas Tech		0	10	41	H	Cal St. Fullerton		7	2	59	A	New Mexico		5	10	109	A	Nevada	5	6	
23	H	Arizona		3	7	42	A	Oregon St.		6	5	59	H	New Mexico		11	6	109	H	Nevada	0	5	
						42	A	Oregon St.		6	9	59	H	New Mexico		2	4	109	H	Nevada	9	13	
						45	H	Kentucky		0	6	59	H	New Mexico		3	5	109	H	Nevada	5	8	
						48	A	Long Beach St.		2	4	67	A	Fresno St.		0	1	117	A	UC Irvine	4	2	
						48	H	Long Beach St.		6	5	67	A	Fresno St.		3	4	117	H	UC Irvine	5	1	
												67	A	Fresno St.		4	2	124	H	UNLV	9	7	
												67	H	Fresno St.		2	3	124	H	UNLV	4	2	
												67	H	Fresno St.		5	10	124	H	UNLV	6	7	
												67	H	Fresno St.		5	4	128	A	San Diego	7	3	
												91	H	Oregon		3	4	128	H	San Diego	2	4	
												91	H	Oregon		5	10	128	N	San Diego	6	9	
												91	H	Oregon		2	8	166	A	Air Force	13	17	
																		167	H	UC Riverside	2	3	
																		262	H	Northwestern	15	10	
																		262	H	Northwestern	11	6	
																		262	H	Northwestern	7	13	
LAST 15 GAMES																							
						67	A	Fresno St.		3	4	48	A	Long Beach St.		2	4						
						67	A	Fresno St.		0	1	59	A	New Mexico		10	9						
						67	A	Fresno St.		4	2	59	A	New Mexico		7	13						
						41	H	Cal St. Fullerton		7	2												
						109	H	Nevada		9	13												

Non-Div. I Games:

San Diego St.

109 H Nevada	0	5
109 H Nevada	5	8

S
a
n
D
i
e
g
o
S
t
.

S
a
n
D
i
e
g
o
S
t
.

Average RPI Win: 227		WON-LOST RECORD		WINNING PCT. RANK		LAST 15 GAMES		STRENGTH OF SCHEDULE		OPP. STRENGTH OF SCHEDULE		TEAM RPI		ADJ RPI		CONF. RPI		ADJ CONF. RPI	
DIV. I ONLY		23-23-0		.5 151		11-4-0		187		208		187		.48149 187		31		31	
DIV. I NON-CONF.		8-17-0		.32 246		1-3-0		71		58		222		.46602 222		30		30	
TOTALS		RPI 1-25		RPI 26-50		W-L RECORDS		RPI 51-100		RPI 101-150		RPI 150+							
23-23-0		0-2-0		0-0-0		OVERALL		1-6-0		5-10-0		17-5-0							
17-9-0		0-0-0		0-0-0		HOME		1-2-0		4-5-0		12-2-0							
6-13-0		0-2-0		0-0-0		AWAY		0-4-0		1-5-0		5-2-0							
0-1-0		0-0-0		0-0-0		NEUTRAL		0-0-0		0-0-0		0-1-0							
8-17-0		0-2-0		0-0-0		NON-CONFERENCE		1-6-0		3-6-0		4-3-0							
7-7-0		0-0-0		0-0-0		HOME		1-2-0		2-4-0		4-1-0							
1-9-0		0-2-0		0-0-		AWAY		0-4-0		1-2-0		0-1-0							
0-1-0		0-0-0		0-0-0		NEUTRAL		0-0-0		0-0-0		0-1-0							
15-6-0		0-0-0		0-0-0		CONFERENCE		0-0-0		2-4-0		13-2-0							
10-2-0		0-0-0		0-0-0		HOME		0-0-0		2-1-0		8-1-0							
5-4-0		0-0-0		0-0-0		AWAY		0-0-0		0-3-0		5-1-0							
0-0-0		0-0-0		0-0-0		NEUTRAL		0-0-0		0-0-0		0-0-0							
RPI S	Opponent	Score		RPI S	Opponent	Score		RPI S	Opponent	Score		RPI S	Opponent	Score					
1 A	Florida	1	7					64 A	North Florida	6	12	112 H	FGCU	1	0				
3 A	Miami (FL)	4	5					64 H	North Florida	1	13	112 H	FGCU	6	9				
								64 H	North Florida	4	1	112 H	FGCU	5	15				
								65 H	Jacksonville	3	4	126 A	FIU	3	4				
								100 A	Ohio St.	5	13	126 H	FIU	8	21				
								100 A	Ohio St.	2	11	127 A	UCF	7	12				
								100 A	Ohio St.	2	6	127 H	UCF	17	3				
												137 A	Florida A&M	1	2				
												137 A	Florida A&M	3	5				
												137 A	Florida A&M	3	15				
												137 H	Florida A&M	3	6				
												137 H	Florida A&M	6	5				
												137 H	Florida A&M	7	5				
												146 A	Stetson	6	2				
												146 H	Stetson	2	11				
												165 N	Milwaukee	0	11				
												185 A	South Fla.	2	6				
												185 H	South Fla.	10	3				
												205 H	Murray St.	3	2				
												205 H	Murray St.	0	5				
												205 H	Murray St.	6	0				
												248 H	Quinnipiac	8	3				
												269 A	N.C. Central	3	4				
												269 A	N.C. Central	13	4				
												269 A	N.C. Central	11	3				
												269 H	N.C. Central	3	2				
												269 H	N.C. Central	5	4				
LAST 15 GAMES																			
1 A	Florida	1	7	269 H	N.C. Central	3	2	185 A	South Fla.	2	6	269 A	N.C. Central	13	4				
287 A	N.C. A&T	23	2	137 H	Florida A&M	7	5					269 A	N.C. Central	11	3				
287 A	N.C. A&T	7	6									269 H	N.C. Central	3	2				
287 A	N.C. A&T	6	0									269 H	N.C. Central	5	4				
146 A	Stetson	6	2																

Non-Div. I Games:

Bethune-Cookman

269 H N.C. Central	5	4
269 H N.C. Central	2	1

RPI	S	Opponent	Score	
269	H	N.C. Central	2	1
287	A	N.C. A&T	7	6
287	A	N.C. A&T	23	2
287	A	N.C. A&T	6	0
287	H	N.C. A&T	4	2
287	H	N.C. A&T	10	14
287	H	N.C. A&T	9	7
290	H	Savannah St.	3	0
290	H	Savannah St.	12	7
290	H	Savannah St.	7	6

Bethune-Cookman

B
e
t
h
u
n
e
-
C
o
o
k
m
a
n

B
e
t
h
u
n
e
-
C
o
o
k
m
a
n

Average RPI Win:	213	WON-LOST RECORD	WINNING PCT. RANK	LAST 15 GAMES		STRENGTH OF SCHEDULE	OPP. STRENGTH OF SCHEDULE	TEAM RPI	ADJ RPI	CONF. RPI	ADJ CONF. RPI
DIV. I ONLY		25-20-0	.55556 104	9-6-0		225	261	188	.48104 188	24	24
DIV. I NON-CONF.		14-10-0	.58333 98	1-1-0		259	266	194	.47779 194	25	25
<hr/>											
TOTALS	RPI 1-25	RPI 26-50			W-L RECORDS		RPI 51-100		RPI 101-150		RPI 150+
25-20-0	0-0-0	0-2-0			OVERALL		2-3-0		4-3-0		19-12-0
17-8-0	0-0-0	0-0-0			HOME		0-1-0		3-2-0		14-5-0
4-11-0	0-0-0	0-2-0			AWAY		2-2-0		0-1-0		2-6-0
4-1-0	0-0-0	0-0-0			NEUTRAL		0-0-0		1-0-0		3-1-0
14-10-0	0-0-0	0-2-0			NON-CONFERENCE		0-2-0		3-1-0		11-5-0
10-3-0	0-0-0	0-0-0			HOME		0-1-0		2-0-0		8-2-0
0-6-0	0-0-0	0-0-			AWAY		0-1-0		0-1-0		0-2-0
4-1-0	0-0-0	0-0-0			NEUTRAL		0-0-0		1-0-0		3-1-0
11-10-0	0-0-0	0-0-0			CONFERENCE		2-1-0		1-2-0		8-7-0
7-5-0	0-0-0	0-0-0			HOME		0-0-0		1-2-0		6-3-0
4-5-0	0-0-0	0-0-0			AWAY		2-1-0		0-0-0		2-4-0
0-0-0	0-0-0	0-0-0			NEUTRAL		0-0-0		0-0-0		0-0-0
RPI	S	Opponent	Score	RPI	S	Opponent	Score	RPI	S	Opponent	Score
				28	A	UNCW	9 12	54	A	Col. of Charleston	3 5
				29	A	Wake Forest	4 17	77	A	VCU	5 4
								77	A	VCU	6 4
								77	A	VCU	1 2
								89	H	Princeton	3 5

Non-Div. I Games:

Richmond

276	A	George Mason	10	1
276	A	George Mason	2	3

RPI	S	Opponent	Score	
263	H	Massachusetts	14	4
276	A	George Mason	0	1
276	A	George Mason	10	1
276	A	George Mason	2	3
278	A	Norfolk St.	4	7
281	H	NYIT	9	1
291	H	Saint Peter's	12	2
291	H	Saint Peter's	10	0
291	N	Saint Peter's	12	6
294	H	UMES	7	4
294	H	UMES	15	0

Richmond

R
i
c
h
m
o
n
d

R
i
c
h
m
o
n
d

Average RPI Win:	164	WON-LOST RECORD	WINNING PCT. RANK	LAST 15 GAMES	STRENGTH OF SCHEDULE	OPP. STRENGTH OF SCHEDULE	TEAM RPI	ADJ RPI	CONF. RPI	ADJ CONF. RPI	
DIV. I ONLY		17-24-0	.41463 213	8-7-0	178	167	189	.48066 189	25	25	
DIV. I NON-CONF.		7-14-0	.33333 237	1-1-0	96	34	148	.49752 148	21	21	
<hr/>											
TOTALS	RPI 1-25	RPI 26-50		W-L RECORDS	RPI 51-100		RPI 101-150		RPI 150+		
17-24-0	0-0-0	1-3-0		OVERALL	6-9-0		0-2-0		10-10-0		
9-5-0	0-0-0	0-0-0		HOME	4-1-0		0-0-0		5-4-0		
8-19-0	0-0-0	1-3-0		AWAY	2-8-0		0-2-0		5-6-0		
0-0-0	0-0-0	0-0-0		NEUTRAL	0-0-0		0-0-0		0-0-0		
<hr/>											
7-14-0	0-0-0	1-3-0		NON-CONFERENCE	3-8-0		0-2-0		3-1-0		
3-1-0	0-0-0	0-0-0		HOME	1-0-0		0-0-0		2-1-0		
4-13-0	0-0-0	1-0-		AWAY	2-8-0		0-2-0		1-0-0		
0-0-0	0-0-0	0-0-0		NEUTRAL	0-0-0		0-0-0		0-0-0		
<hr/>											
10-10-0	0-0-0	0-0-0		CONFERENCE	3-1-0		0-0-0		7-9-0		
6-4-0	0-0-0	0-0-0		HOME	3-1-0		0-0-0		3-3-0		
4-6-0	0-0-0	0-0-0		AWAY	0-0-0		0-0-0		4-6-0		
0-0-0	0-0-0	0-0-0		NEUTRAL	0-0-0		0-0-0		0-0-0		
<hr/>											
RPI S	Opponent	Score	RPI S	Opponent	Score	RPI S	Opponent	Score	RPI S	Opponent	Score
			48 A	Long Beach St.	1 4	65 A	Jacksonville	0 2	128 A	San Diego	5 21
			48 A	Long Beach St.	8 6	65 A	Jacksonville	9 8	128 A	San Diego	3 6
			48 A	Long Beach St.	2 7	65 A	Jacksonville	0 1	152 H	St. John's (NY)	4 1
			48 A	Long Beach St.	3 8	65 A	Jacksonville	5 4	196 H	Fordham	1 4
						82 A	UConn	0 3	208 H	Yale	7 9
						82 A	UConn	3 4	208 H	Yale	5 14
						82 H	UConn	4 3	211 H	Manhattan	14 12
						89 H	Princeton	8 7	220 A	Dartmouth	6 7
						89 H	Princeton	5 4	220 A	Dartmouth	1 3
						89 H	Princeton	8 4	230 A	Harvard	4 3
						89 H	Princeton	2 6	230 A	Harvard	3 11
						96 A	Pepperdine	2 12	231 A	Penn	4 2
						96 A	Pepperdine	6 15	231 A	Penn	3 1
						96 A	Pepperdine	1 3	231 H	Penn	9 8
						96 A	Pepperdine	3 11	231 H	Penn	4 7
									239 H	Brown	7 3
									239 H	Brown	10 2
									246 A	Cornell	3 4
									246 A	Cornell	3 9
									246 A	Cornell	14 4
									246 A	Cornell	4 7
									255 A	Army West Point	13 3
<hr/>											
LAST 15 GAMES											
			231 H	Penn	9 8	89 H	Princeton	8 4			
			231 H	Penn	4 7	89 H	Princeton	2 6			
			231 A	Penn	4 2	196 H	Fordham	1 4			
			231 A	Penn	3 1						
			211 H	Manhattan	14 12						

Non-Div. I Games:

Columbia

89 H Princeton	5	4
89 H Princeton	8	7

C
o
l
u
m
b
i
a

C
o
l
u
m
b
i
a

Average RPI Win: 218		WON-LOST RECORD		WINNING PCT. RANK		LAST 15 GAMES		STRENGTH OF SCHEDULE		OPP. STRENGTH OF SCHEDULE		TEAM RPI		ADJ RPI		CONF. RPI		ADJ CONF. RPI	
DIV. I ONLY		26-23-0		.53061 126		10-5-0		274		237		190		.48048 190		29		29	
DIV. I NON-CONF.		14-17-0		.45161 176		5-3-0		199		205		152		.49592 152		26		26	
TOTALS		RPI 1-25		RPI 26-50		W-L RECORDS		RPI 51-100		RPI 101-150		RPI 150+							
26-23-0		0-4-0		0-0-0		OVERALL		3-0-0		2-4-0		21-15-0							
10-3-0		0-0-0		0-0-0		HOME		0-0-0		0-0-0		10-3-0							
14-14-0		0-0-0		0-0-0		AWAY		3-0-0		2-4-0		9-10-0							
2-6-0		0-4-0		0-0-0		NEUTRAL		0-0-0		0-0-0		2-2-0							
14-17-0		0-4-0		0-0-0		NON-CONFERENCE		3-0-0		2-4-0		9-9-0							
3-1-0		0-0-0		0-0-0		HOME		0-0-0		0-0-0		3-1-0							
9-10-0		0-0-0		0-0-		AWAY		3-0-0		2-4-0		4-6-0							
2-6-0		0-4-0		0-0-0		NEUTRAL		0-0-0		0-0-0		2-2-0							
12-6-0		0-0-0		0-0-0		CONFERENCE		0-0-0		0-0-0		12-6-0							
7-2-0		0-0-0		0-0-0		HOME		0-0-0		0-0-0		7-2-0							
5-4-0		0-0-0		0-0-0		AWAY		0-0-0		0-0-0		5-4-0							
0-0-0		0-0-0		0-0-0		NEUTRAL		0-0-0		0-0-0		0-0-0							
RPI	S	Opponent		Score		RPI	S	Opponent		Score		RPI	S	Opponent		Score			
24	N	Michigan		0	9							75	A	Kent St.		5	4		
24	N	Michigan		3	9							95	A	West Virginia		7	5		
24	N	Michigan		2	6							95	A	West Virginia		9	0		
24	N	Michigan		0	3														
														Cincinnati		7	8		
														Cincinnati		1	4		
														Cincinnati		1	6		
														Cincinnati		6	7		
														Saint Joseph's		2	1		
														Saint Joseph's		4	3		
														Campbell		7	4		
														Campbell		2	7		
														Campbell		4	12		
														Fordham		5	4		
														Fordham		2	5		
														Fordham		5	4		
														Fordham		5	8		
														Fairfield		3	5		
														Fairfield		3	7		
														Fairfield		12	3		
														Manhattan		3	0		
														Manhattan		4	2		
														Manhattan		3	4		
														St. Bonaventure		5	8		
														Rider		15	5		
														Rider		1	0		
														Rider		3	5		
														Buffalo		2	4		
														Buffalo		3	1		
														Buffalo		4	5		
														Buffalo		9	5		
LAST 15 GAMES																			
						198	A	Fairfield		3	7	252	A	Youngstown St.		4	2		
						198	A	Fairfield		3	5	246	H	Cornell		1	0		
						198	A	Fairfield		12	3	246	H	Cornell		6	4		
						233	A	St. Bonaventure		5	8								
						241	A	Buffalo		2	4								

Non-Div. I Games:

Canisius

252	A	Youngstown St.	10	2
252	A	Youngstown St.	4	8

RPI	S	Opponent	Score	
246	H	Cornell	1	0
246	H	Cornell	6	4
252	A	Youngstown St.	10	2
252	A	Youngstown St.	4	8
252	A	Youngstown St.	4	2
254	H	Siena	16	4
254	H	Siena	4	6
254	H	Siena	1	3
268	A	La Salle	3	4
283	H	Iona	10	0
283	H	Iona	7	6
283	H	Iona	10	0
291	H	Saint Peter's	11	7
291	H	Saint Peter's	8	7
291	H	Saint Peter's	9	0

C
a
n
i
s
i
u
s

C
a
n
i
s
i
u
s

Average RPI Win: 198		WON-LOST RECORD		WINNING PCT. RANK		LAST 15 GAMES		STRENGTH OF SCHEDULE		OPP. STRENGTH OF SCHEDULE		TEAM RPI		ADJ RPI		CONF. RPI		ADJ CONF. RPI	
DIV. I ONLY		23-22-0		.51111 142		7-8-0		192		182		191		.48012 191		24		24	
DIV. I NON-CONF.		14-12-0		.53846 128		2-2-0		196		85		178		.48593 178		25		25	
TOTALS		RPI 1-25		RPI 26-50		W-L RECORDS		RPI 51-100		RPI 101-150		RPI 150+							
23-22-0		0-2-0		0-4-0		OVERALL		1-1-0		5-2-0		17-13-0							
17-11-0		0-0-0		0-2-0		HOME		1-0-0		3-0-0		13-9-0							
6-9-0		0-2-0		0-2-0		AWAY		0-0-0		2-1-0		4-4-0							
0-2-0		0-0-0		0-0-0		NEUTRAL		0-1-0		0-1-0		0-0-0							
14-12-0		0-2-0		0-4-0		NON-CONFERENCE		1-1-0		3-0-0		10-5-0							
12-7-0		0-0-0		0-2-0		HOME		1-0-0		3-0-0		8-5-0							
2-4-0		0-2-0		0-0-		AWAY		0-0-0		0-0-0		2-0-0							
0-1-0		0-0-0		0-0-0		NEUTRAL		0-1-0		0-0-0		0-0-0							
9-10-0		0-0-0		0-0-0		CONFERENCE		0-0-0		2-2-0		7-8-0							
5-4-0		0-0-0		0-0-0		HOME		0-0-0		0-0-0		5-4-0							
4-5-0		0-0-0		0-0-0		AWAY		0-0-0		2-1-0		2-4-0							
0-1-0		0-0-0		0-0-0		NEUTRAL		0-0-0		0-1-0		0-0-0							
RPI	S	Opponent		Score		RPI	S	Opponent		Score		RPI	S	Opponent		Score			
5	A	South Carolina		2	15	29	A	Wake Forest		4	7	63	H	High Point		6	5		
13	A	North Carolina		2	10	29	H	Wake Forest		6	7	76	N	Indiana St.		1	7		
						38	A	Duke		2	9								
						38	H	Duke		3	13								
										</									

Non-Div. I Games:

Davidson

196	H	Fordham	4	7
196	H	Fordham	3	9

RPI	S	Opponent	Score	
259	A	Saint Louis	2	12
259	A	Saint Louis	1	2
263	H	Massachusetts	10	2
263	H	Massachusetts	1	7
263	H	Massachusetts	5	4
267	H	Lafayette	5	2
267	H	Lafayette	9	14
267	H	Lafayette	2	1
283	H	Iona	9	1
283	H	Iona	16	1

Davidson

D
a
v
i
d
s
o
n

D
a
v
i
d
s
o
n

Average RPI Win:	124	WON-LOST RECORD	WINNING PCT. RANK	LAST 15 GAMES	STRENGTH OF SCHEDULE	OPP. STRENGTH OF SCHEDULE	TEAM RPI	ADJ RPI	CONF. RPI	ADJ CONF. RPI		
DIV. I ONLY		15-27-0	.35714	244	6-9-0	72	115	192	.47996	192	3	3
DIV. I NON-CONF.		7-11-0	.38889	217	0-1-0	109	284	216	.46774	216	3	3
<hr/>												
TOTALS	RPI 1-25	RPI 26-50		W-L RECORDS		RPI 51-100		RPI 101-150		RPI 150+		
15-27-0	1-2-0	2-3-0		OVERALL		3-9-0		3-7-0		6-6-0		
9-12-0	0-0-0	2-2-0		HOME		1-2-0		3-7-0		3-1-0		
4-14-0	1-2-0	0-1-0		AWAY		2-7-0		0-0-0		1-4-0		
2-1-0	0-0-0	0-0-0		NEUTRAL		0-0-0		0-0-0		2-1-0		
7-11-0	0-0-0	0-2-0		NON-CONFERENCE		0-0-0		1-3-0		6-6-0		
4-5-0	0-0-0	0-1-0		HOME		0-0-0		1-3-0		3-1-0		
1-5-0	0-0-0	0-0-		AWAY		0-0-0		0-0-0		1-4-0		
2-1-0	0-0-0	0-0-0		NEUTRAL		0-0-0		0-0-0		2-1-0		
8-16-0	1-2-0	2-1-0		CONFERENCE		3-9-0		2-4-0		0-0-0		
5-7-0	0-0-0	2-1-0		HOME		1-2-0		2-4-0		0-0-0		
3-9-0	1-2-0	0-0-0		AWAY		2-7-0		0-0-0		0-0-0		
0-0-0	0-0-0	0-0-0		NEUTRAL		0-0-0		0-0-0		0-0-0		
RPI	S	Opponent	Score	RPI	S	Opponent	Score	RPI	S	Opponent	Score	
23	A	Arizona	0 8	42	H	Oregon St.	7 5	52	H	Arizona St.	9 3	
23	A	Arizona	3 7	42	H	Oregon St.	8 3	52	H	Arizona St.	1 10	
23	A	Arizona	6 2	42	H	Oregon St.	3 12	52	H	Arizona St.	3 18	
				47	A	Gonzaga	0 8	68	A	UCLA	2 11	
				47	H	Gonzaga	4 7	68	A	UCLA	2 5	
								68	A	UCLA	5 6	
								81	A	Stanford	1 6	
								81	A	Stanford	5 2	
								81	A	Stanford	0 5	
								91	A	Oregon	4 0	
								91	A	Oregon	0 8	
								91	A	Oregon	7 11	

Non-Div. I Games:

Washington St.

91 A Oregon	4	0
116 H Southern California	9	2

W
a
s
h
i
n
g
t
o
n
s
t
.

W
a
s
h
i
n
g
t
o
n
s
t
.

Average RPI Win: 168		WON-LOST	WINNING	LAST 15	STRENGTH OF		OPP. STRENGTH	TEAM	ADJ		CONF.	ADJ CONF.
Average RPI Loss: 88		RECORD	PCT. RANK	GAMES	SCHEDULE		OF SCHEDULE	RPI	RPI		RPI	RPI
DIV. I ONLY		18-31-0	.36735	237	7-8-0		103	35	193		.47968	193
DIV. I NON-CONF.		13-12-0	.52	140	4-2-0		288	213	244		.45022	243
TOTALS		RPI 1-25	RPI 26-50		W-L RECORDS		RPI 51-100		RPI 101-150		RPI 150+	
18-31-0		2-10-0	3-6-0		OVERALL		1-4-0		1-3-0		11-8-0	
12-13-0		1-2-0	2-4-0		HOME		0-3-0		0-2-0		9-2-0	
5-16-0		1-8-0	1-2-0		AWAY		1-1-0		1-1-0		1-4-0	
1-2-0		0-0-0	0-0-0		NEUTRAL		0-0-0		0-0-0		1-2-0	
13-12-0		0-0-0	0-0-0		NON-CONFERENCE		1-1-0		1-3-0		11-8-0	
9-4-0		0-0-0	0-0-0		HOME		0-0-0		0-2-0		9-2-0	
3-6-0		0-0-0	0-0-		AWAY		1-1-0		1-1-0		1-4-0	
1-2-0		0-0-0	0-0-0		NEUTRAL		0-0-0		0-0-0		1-2-0	
5-19-0		2-10-0	3-6-0		CONFERENCE		0-3-0		0-0-0		0-0-0	
3-9-0		1-2-0	2-4-0		HOME		0-3-0		0-0-0		0-0-0	
2-10-0		1-8-0	1-2-0		AWAY		0-0-0		0-0-0		0-0-0	
0-0-0		0-0-0	0-0-0		NEUTRAL		0-0-0		0-0-0		0-0-0	
RPI S	Opponent	Score	RPI S	Opponent	Score	RPI S	Opponent	Score	RPI S	Opponent	Score	
2 A	Louisville	3 9	38 H	Duke	3 2	61 A	Old Dominion	22 1	120 H	William & Mary	8 12	
2 A	Louisville	4 8	38 H	Duke	1 3	72 H	Notre Dame	4 16	125 A	Western Caro.	10 14	
2 A	Louisville	0 13	38 H	Duke	9 19	72 H	Notre Dame	2 6	149 A	Liberty	11 10	
3 H	Miami (FL)	14 3	44 A	Boston College	5 0	72 H	Notre Dame	2 5	149 H	Liberty	7 22	
3 H	Miami (FL)	2 7	44 A	Boston College	1 4	95 A	West Virginia	4 5	153 N	Delaware	6 7	
3 H	Miami (FL)	6 11	44 A	Boston College	0 2				164 H	Campbell	1 7	
13 A	North Carolina	0 6	49 H	Pittsburgh	3 8				164 H	Campbell	11 8	
13 A	North Carolina	1 4	49 H	Pittsburgh	5 6				194 A	Radford	8 12	
13 A	North Carolina	4 3	49 H	Pittsburgh	5 4				194 H	Radford	4 3	
16 A	Georgia Tech	3 8							194 N	Radford	1 5	
16 A	Georgia Tech	4 14							211 N	Manhattan	12 7	
16 A	Georgia Tech	8 16							236 A	The Citadel	12 0	
									236 A	The Citadel	2 4	
									236 A	The Citadel	4 5	
									243 H	ETSU	11 0	
									248 H	Quinnipiac	4 3	
									248 H	Quinnipiac	5 2	
									248 H	Quinnipiac	2 4	
									248 H	Quinnipiac	13 4	
									251 A	VMI	3 5	
									293 H	Alcorn	23 7	
									293 H	Alcorn	9 4	
									293 H	Alcorn	9 2	
LAST 15 GAMES												
			293 H	Alcorn	23 7		149 A	Liberty	11 10			
			293 H	Alcorn	9 2		38 H	Duke	1 3			
			293 H	Alcorn	9 4		38 H	Duke	3 2			
			95 A	West Virginia	4 5							
			44 A	Boston College	1 4							

Non-Div. I Games:

Virginia Tech

44 A Boston College	0	2
44 A Boston College	5	0

V
i
r
g
i
n
i
a
T
e
c
h

V
i
r
g
i
n
i
a
T
e
c
h

Average RPI Win:	176	WON-LOST	WINNING	LAST 15	STRENGTH OF	OPP. STRENGTH	TEAM	ADJ	CONF.	ADJ CONF.		
Average RPI Loss:	113	RECORD	PCT. RANK	GAMES	SCHEDULE	OF SCHEDULE	RPI	RPI	RPI	RPI		
DIV. I ONLY		14-33-0	.29787	274	6-9-0	30	188	194	.47913	194	15	16
DIV. I NON-CONF.		8-21-0	.27586	263	3-3-0	58	233	229	.46329	229	19	19
<hr/>												
TOTALS	RPI 1-25	RPI 26-50		W-L RECORDS		RPI 51-100		RPI 101-150		RPI 150+		
14-33-0	0-6-0	0-0-0		OVERALL		2-12-0		1-5-0		11-10-0		
8-13-0	0-3-0	0-0-0		HOME		1-5-0		0-0-0		7-5-0		
5-19-0	0-3-0	0-0-0		AWAY		1-7-0		1-5-0		3-4-0		
1-1-0	0-0-0	0-0-0		NEUTRAL		0-0-0		0-0-0		1-1-0		
8-21-0	0-3-0	0-0-0		NON-CONFERENCE		2-9-0		0-3-0		6-6-0		
4-8-0	0-0-0	0-0-0		HOME		1-5-0		0-0-0		3-3-0		
3-12-0	0-3-0	0-0-		AWAY		1-4-0		0-3-0		2-2-0		
1-1-0	0-0-0	0-0-0		NEUTRAL		0-0-0		0-0-0		1-1-0		
6-12-0	0-3-0	0-0-0		CONFERENCE		0-3-0		1-2-0		5-4-0		
4-5-0	0-3-0	0-0-0		HOME		0-0-0		0-0-0		4-2-0		
2-7-0	0-0-0	0-0-0		AWAY		0-3-0		1-2-0		1-2-0		
0-0-0	0-0-0	0-0-0		NEUTRAL		0-0-0		0-0-0		0-0-0		
RPI	S	Opponent	Score	RPI	S	Opponent	Score	RPI	S	Opponent	Score	
10	A	Vanderbilt	4 13					62	H	Hartford	4 2	
10	A	Vanderbilt	0 12					62	H	Hartford	1 3	
14	H	Coastal Caro.	6 13					62	H	Hartford	0 12	
14	H	Coastal Caro.	4 7					63	A	High Point	0 7	
14	H	Coastal Caro.	2 7					63	A	High Point	2 7	
15	A	Virginia	3 11					63	A	High Point	5 9	
								75	H	Kent St.	6 7	
								75	H	Kent St.	3 8	
								75	H	Kent St.	0 6	
								93	A	Ga. Southern	2 3	
								93	A	Ga. Southern	3 6	
								93	A	Ga. Southern	2 1	
								93	A	Ga. Southern	2 10	
								95	A	West Virginia	2 6	
						</						

Non-Div. I Games:

Radford

155	H	Gardner-Webb	1	0
243	H	ETSU	6	5

R
a
d
f
o
r
d

R
a
d
f
o
r
d

Average RPI Win: 214		WON-LOST	WINNING	LAST 15	STRENGTH OF		OPP. STRENGTH	TEAM	ADJ		CONF.	ADJ CONF.
Average RPI Loss: 138		RECORD	PCT. RANK	GAMES	SCHEDULE		OF SCHEDULE	RPI	RPI		RPI	RPI
DIV. I ONLY		22-24-0	.47826	166	10-5-0		253	195	195		19	19
DIV. I NON-CONF.		8-16-0	.33333	237	1-1-0		202	214	214		14	14
TOTALS		RPI 1-25	RPI 26-50		W-L RECORDS		RPI 51-100		RPI 101-150		RPI 150+	
22-24-0		0-7-0	0-0-0		OVERALL		1-4-0		3-2-0		18-11-0	
11-5-0		0-0-0	0-0-0		HOME		0-0-0		1-1-0		10-4-0	
11-19-0		0-7-0	0-0-0		AWAY		1-4-0		2-1-0		8-7-0	
0-0-0		0-0-0	0-0-0		NEUTRAL		0-0-0		0-0-0		0-0-0	
8-16-0		0-7-0	0-0-0		NON-CONFERENCE		1-4-0		0-0-0		7-5-0	
3-1-0		0-0-0	0-0-0		HOME		0-0-0		0-0-0		3-1-0	
5-15-0		0-7-0	0-0-		AWAY		1-4-0		0-0-0		4-4-0	
0-0-0		0-0-0	0-0-0		NEUTRAL		0-0-0		0-0-0		0-0-0	
14-8-0		0-0-0	0-0-0		CONFERENCE		0-0-0		3-2-0		11-6-0	
8-4-0		0-0-0	0-0-0		HOME		0-0-0		1-1-0		7-3-0	
6-4-0		0-0-0	0-0-0		AWAY		0-0-0		2-1-0		4-3-0	
0-0-0		0-0-0	0-0-0		NEUTRAL		0-0-0		0-0-0		0-0-0	
RPI S	Opponent	Score	RPI S	Opponent	Score	RPI S	Opponent	Score	RPI S	Opponent	Score	
10 A	Vanderbilt	8 20				72 A	Notre Dame	5 9	138 A	Valparaiso	1 2	
10 A	Vanderbilt	5 6				97 A	Missouri	5 10	138 A	Valparaiso	5 0	
10 A	Vanderbilt	0 9				97 A	Missouri	5 13	138 A	Valparaiso	4 3	
24 A	Michigan	0 5				97 A	Missouri	4 7	138 H	Valparaiso	5 3	
24 A	Michigan	4 10				97 A	Missouri	4 2	138 H	Valparaiso	2 5	
24 A	Michigan	4 5							158 H	Oakland	4 5	
24 A	Michigan	2 10							158 H	Oakland	6 0	
									158 H	Oakland	3 0	
									165 A	Milwaukee	3 2	
									165 A	Milwaukee	1 5	
									165 H	Milwaukee	6 5	
									165 H	Milwaukee	10 3	
									165 H	Milwaukee	2 7	
									223 A	Northern Ill.	6 11	
									223 H	Northern Ill.	2 5	
									234 A	Northern Ky.	6 12	
									234 A	Northern Ky.	6 3	
									234 A	Northern Ky.	4 1	
									234 H	Northern Ky.	5 2	
									234 H	Northern Ky.	5 4	
									252 A	Youngstown St.	15 1	
									252 A	Youngstown St.	1 9	
									252 H	Youngstown St.	0 1	
									252 H	Youngstown St.	7 2	
									262 A	Northwestern	7 0	
									262 H	Northwestern	5 4	
									262 H	Northwestern	11 2	
			LAST 15 GAMES									
			252 H	Youngstown St.	7 2	138 A	Valparaiso	1 2				
			252 H	Youngstown St.	0 1	223 A	Northern Ill.	6 11				
			234 H	Northern Ky.	5 4	165 A	Milwaukee	3 2				
			234 H	Northern Ky.	5 2							
			262 H	Northwestern	5 4							

Non-Div. I Games: Roosevelt 7 6

Ill.-Chicago

138	A	Valparaiso	4	3
138	A	Valparaiso	5	0

RPI	S	Opponent	Score	
286	A	Texas Southern	17	3
286	A	Texas Southern	22	5
286	A	Texas Southern	5	8
286	A	Texas Southern	22	8
292	A	Chicago St.	3	6
292	A	Chicago St.	1	3
292	H	Chicago St.	5	0

Average RPI Win: 212		WON-LOST RECORD		WINNING PCT. RANK		LAST 15 GAMES		STRENGTH OF SCHEDULE		OPP. STRENGTH OF SCHEDULE		TEAM RPI		ADJ RPI		CONF. RPI		ADJ CONF. RPI	
DIV. I ONLY		26-23-0		.53061 126		9-6-0		259		228		196		.47837 196		24		24	
DIV. I NON-CONF.		14-17-0		.45161 176		1-2-0		267		245		237		.45826 237		25		25	
TOTALS		RPI 1-25		RPI 26-50		W-L RECORDS		RPI 51-100		RPI 101-150		RPI 150+							
26-23-0		0-3-0		0-0-0		OVERALL		0-2-0		3-2-0		23-16-0							
12-7-0		0-0-0		0-0-0		HOME		0-0-0		2-1-0		10-6-0							
12-12-0		0-3-0		0-0-0		AWAY		0-1-0		1-1-0		11-7-0							
2-4-0		0-0-0		0-0-0		NEUTRAL		0-1-0		0-0-0		2-3-0							
14-17-0		0-3-0		0-0-0		NON-CONFERENCE		0-2-0		1-1-0		13-11-0							
5-5-0		0-0-0		0-0-0		HOME		0-0-0		0-0-0		5-5-0							
7-8-0		0-3-0		0-0-		AWAY		0-1-0		1-1-0		6-3-0							
2-4-0		0-0-0		0-0-0		NEUTRAL		0-1-0		0-0-0		2-3-0							
12-6-0		0-0-0		0-0-0		CONFERENCE		0-0-0		2-1-0		10-5-0							
7-2-0		0-0-0		0-0-0		HOME		0-0-0		2-1-0		5-1-0							
5-4-0		0-0-0		0-0-0		AWAY		0-0-0		0-0-0		5-4-0							
0-0-0		0-0-0		0-0-0		NEUTRAL		0-0-0		0-0-0		0-0-0							
RPI S	Opponent		Score		RPI S	Opponent		Score		RPI S	Opponent		Score		RPI S	Opponent		Score	
17 A	LSU		1	12						56 N	Michigan St.		2	7	107 H	Rhode Island		4	2
17 A	LSU		1	15						79 A	Rutgers		0	5	107 H	Rhode Island		8	0
17 A	LSU		7	10											107 H	Rhode Island		1	3
															111 A	Sacred Heart		1	2
															134 A	Furman		5	2
															175 H	Stony Brook		6	1
															181 N	Presbyterian		1	7
															188 H	Richmond		1	0
															188 H	Richmond		6	7
															188 H	Richmond		7	3
															189 A	Columbia		4	1
															190 N	Canisius		8	5
															190 N	Canisius		4	5
															190 N	Canisius		4	5
															190 N	Canisius		5	2
															191 A	Davidson		0	5
															191 A	Davidson		7	4
															191 A	Davidson		9	3
															198 H	Fairfield		5	8
															200 A	Albany (NY)		9	3
															206 H	George Washington		8	7
						LAST 15 GAMES									206 H	George Washington		7	2
						206 H George Washington		8	7		191 A Davidson		7	4	206 H	George Washington		3	1
						206 H George Washington		3	1		191 A Davidson		9	3	211 A	Manhattan		5	7
						206 H George Washington		7	2		191 A Davidson		0	5	211 H	Manhattan		12	3
						263 A Massachusetts		7	8						219 A	Hofstra		7	6
						263 A Massachusetts		5	0						247 H	Villanova		3	11

Non-Div. I Games:

Fordham

263	A	Massachusetts	1	8
211	A	Manhattan	5	7

RPI	S	Opponent	Score	
254	H	Siena	2	4
263	A	Massachusetts	1	8
263	A	Massachusetts	5	0
263	A	Massachusetts	7	8
265	A	NJIT	2	3
265	A	NJIT	10	4
265	H	NJIT	2	0
265	H	NJIT	3	1
268	A	La Salle	9	0
268	A	La Salle	4	16
268	A	La Salle	6	2
270	A	Wagner	6	5
270	A	Wagner	4	3
270	H	Wagner	0	2
281	A	NYIT	4	5
283	H	Iona	19	2
291	H	Saint Peter's	0	2

Fordham

F
o
r
d
h
a
m

F
o
r
d
h
a
m

Average RPI Win: 172		WON-LOST	WINNING	LAST 15	STRENGTH OF		OPP. STRENGTH	TEAM	ADJ	CONF.	ADJ CONF.
Average RPI Loss: 79		RECORD	PCT. RANK	GAMES	SCHEDULE		OF SCHEDULE	RPI	RPI	RPI	RPI
DIV. I ONLY		16-29-1	.3587	243	4-10-1		81	75	197	.47633	197
DIV. I NON-CONF.		11-17-1	.39655	211	2-5-1		134	133	205	.47255	205
TOTALS		RPI 1-25	RPI 26-50		W-L RECORDS		RPI 51-100		RPI 101-150		RPI 150+
16-29-1		1-5-0	0-8-0		OVERALL		2-6-0		5-9-0		8-1-1
12-12-1		1-5-0	0-3-0		HOME		2-3-0		1-0-0		8-1-1
3-13-0		0-0-0	0-2-0		AWAY		0-3-0		3-8-0		0-0-0
1-4-0		0-0-0	0-3-0		NEUTRAL		0-0-0		1-1-0		0-0-0
11-17-1		0-0-0	0-8-0		NON-CONFERENCE		0-3-0		3-5-0		8-1-1
9-4-1		0-0-0	0-3-0		HOME		0-0-0		1-0-0		8-1-1
1-9-0		0-0-0	0-0-		AWAY		0-3-0		1-4-0		0-0-0
1-4-0		0-0-0	0-3-0		NEUTRAL		0-0-0		1-1-0		0-0-0
5-12-0		1-5-0	0-0-0		CONFERENCE		2-3-0		2-4-0		0-0-0
3-8-0		1-5-0	0-0-0		HOME		2-3-0		0-0-0		0-0-0
2-4-0		0-0-0	0-0-0		AWAY		0-0-0		2-4-0		0-0-0
0-0-0		0-0-0	0-0-0		NEUTRAL		0-0-0		0-0-0		0-0-0
RPI S	Opponent	Score	RPI S	Opponent	Score	RPI S	Opponent	Score	RPI S	Opponent	Score
11 H	Texas Tech	2 9	34 A	Minnesota	7 19	81 A	Stanford	0 2	115 A	Little Rock	2 4
11 H	Texas Tech	3 10	34 A	Minnesota	7 12	81 A	Stanford	4 10	119 A	Samford	9 5
11 H	Texas Tech	3 6	42 N	Oregon St.	3 9	81 A	Stanford	2 6	119 A	Samford	9 13
19 H	TCU	0 8	42 N	Oregon St.	1 3	95 H	West Virginia	0 1	119 A	Samford	2 3
19 H	TCU	4 3	46 N	Nebraska	1 3	95 H	West Virginia	6 11	129 N	Utah	1 15
19 H	TCU	6 14	50 H	BYU	6 7	99 H	Oklahoma	9 8	129 N	Utah	8 4
			50 H	BYU	10 11	99 H	Oklahoma	7 2	130 A	Baylor	6 1
			50 H	BYU	2 8	99 H	Oklahoma	6 17	130 A	Baylor	2 5
									130 A	Baylor	1 2
									131 A	Missouri St.	11 18
									131 H	Missouri St.	2 1
									132 A	Texas	6 8
									132 A	Texas	2 12
									132 A	Texas	11 5
									174 H	Wichita St.	9 3
									179 H	Omaha	7 6
									205 H	Murray St.	14 8
									205 H	Murray St.	9 14
									207 H	Grand Canyon	5 5
									258 H	Northern Colo.	2 1
									258 H	Northern Colo.	5 4
									259 H	Saint Louis	5 3
									280 H	Purdue	8 1
									284 H	North Dakota	7 0
LAST 15 GAMES											
11 H	Texas Tech	3 6	99 H	Oklahoma	9 8						
11 H	Texas Tech	2 9	46 N	Nebraska	1 3						
11 H	Texas Tech	3 10	207 H	Grand Canyon	5 5						
34 A	Minnesota	7 12									
34 A	Minnesota	7 19									

Non-Div. I Games:

Baker

6 1

Baker

19 2

Benedictine (KS)

19 7

Kansas

99 H Oklahoma	6	17
99 H Oklahoma	7	2

K
a
n
s
a
s

K
a
n
s
a
s

Average RPI Win:		234	WON-LOST RECORD		WINNING PCT. RANK		LAST 15 GAMES		STRENGTH OF SCHEDULE		OPP. STRENGTH OF SCHEDULE		TEAM RPI		ADJ RPI		CONF. RPI		ADJ CONF. RPI				
DIV. I ONLY			24-22-0		.52174 133		10-5-0		275		206		198		.47617 198		29		29				
DIV. I NON-CONF.			11-17-0		.39286 213		3-2-0		191		134		195		.47725 195		26		26				
TOTALS		RPI 1-25		RPI 26-50		W-L RECORDS		RPI 51-100		RPI 101-150		RPI 150+											
24-22-0		0-5-0		0-0-0		OVERALL		0-2-0		2-3-0		22-12-0											
11-6-0		0-0-0		0-0-0		HOME		0-1-0		1-0-0		10-5-0											
10-16-0		0-5-0		0-0-0		AWAY		0-1-0		1-3-0		9-7-0											
3-0-0		0-0-0		0-0-0		NEUTRAL		0-0-0		0-0-0		3-0-0											
11-17-0		0-5-0		0-0-0		NON-CONFERENCE		0-2-0		2-3-0		9-7-0											
5-3-0		0-0-0		0-0-0		HOME		0-1-0		1-0-0		4-2-0											
3-14-0		0-5-0		0-0-		AWAY		0-1-0		1-3-0		2-5-0											
3-0-0		0-0-0		0-0-0		NEUTRAL		0-0-0		0-0-0		3-0-0											
13-5-0		0-0-0		0-0-0		CONFERENCE		0-0-0		0-0-0		13-5-0											
6-3-0		0-0-0		0-0-0		HOME		0-0-0		0-0-0		6-3-0											
7-2-0		0-0-0		0-0-0		AWAY		0-0-0		0-0-0		7-2-0											
0-0-0		0-0-0		0-0-0		NEUTRAL		0-0-0		0-0-0		0-0-0											
RPI	S	Opponent		Score		RPI	S	Opponent		Score		RPI	S	Opponent		Score							
6	A	North Carolina St.		2	4							111	A	Sacred Heart		8	9						
6	A	North Carolina St.		0	4							111	H	Sacred Heart		5	4						
13	A	North Carolina		2	10							145	A	Charlotte		3	2						
13	A	North Carolina		3	4							145	A	Charlotte		7	8						
13	A	North Carolina		0	11							145	A	Charlotte		2	6						
												152	A	St. John's (NY)		7	11						
												153	A	Delaware		3	4						
												153	A	Delaware		6	11						
												153	A	Delaware		6	22						
												175	H	Stony Brook		14	9						
												190	H	Canisius		3	12						
												190	H	Canisius		5	3						
												190	H	Canisius		7	3						
												196	A	Fordham		8	5						
												200	H	Albany (NY)		5	4						
												208	A	Yale		2	1						
												208	A	Yale		1	2						
												211	A	Manhattan		0	5						
												211	A	Manhattan		1	2						
												211	A	Manhattan		7	4						
												219	H	Hofstra		5	4						
												230	H	Harvard		8	6						
												230	H	Harvard		1	7						
												235	H	Niagara		3	2						
												235	H	Niagara		9	3						
												235	H	Niagara		4	2						
												240	H	Rider		3	6						
LAST 15 GAMES																							
190 H Canisius						7	3	175 H Stony Brook						14	9	230 H Harvard						1	7
190 H Canisius						5	3	111 H Sacred Heart						5	4	235 H Niagara						3	2
190 H Canisius						3	12	291 A Saint Peter's						8	3	235 H Niagara						9	3
265 H NJIT						4	8									235 H Niagara						4	2
211 A Manhattan						7	4									240 H Rider						3	6

Non-Div. I Games:

Fairfield

Fairfield

211 A Manhattan	0	5
211 A Manhattan	1	2

Through Games Of May 9, 2016

RPI	S	Opponent	Score	
240	H	Rider	13	1
240	H	Rider	6	7
265	H	NJIT	4	8
283	A	Iona	2	1
283	A	Iona	7	1
283	A	Iona	8	7
289	N	Delaware St.	14	1
289	N	Delaware St.	17	3
289	N	Delaware St.	8	2
291	A	Saint Peter's	12	2
291	A	Saint Peter's	11	3
291	A	Saint Peter's	8	3

Fairfield

F
a
i
r
f
i
e
l
d

F
a
i
r
f
i
e
l
d

[illegible]

Non-Div. I Games:

Eastern Ky.

Eastern Ky.

275	H	Eastern Ill.	7	5
275	H	Eastern Ill.	9	3

Through Games Of May 9, 2016

RPI	S	Opponent	Score	
294	H	UMES	20	2
294	H	UMES	14	3
294	H	UMES	17	1
297	A	Alabama A&M	11	6
297	H	Alabama A&M	1	3

Eastern Ky.

E
a
s
t
e
r
n
K
y
.

E
a
s
t
e
r
n
K
y
.

Average RPI Win: 232		WON-LOST RECORD		WINNING PCT. RANK		LAST 15 GAMES		STRENGTH OF SCHEDULE		OPP. STRENGTH OF SCHEDULE		TEAM RPI		ADJ RPI		CONF. RPI		ADJ CONF. RPI					
Average RPI Loss: 144																							
DIV. I ONLY		19-23-0		.45238 193		9-6-0		227		259		200		.47495 200		20		20					
DIV. I NON-CONF.		12-13-0		.48 156		5-1-0		275		280		207		.47156 207		20		20					
TOTALS		RPI 1-25		RPI 26-50		W-L RECORDS		RPI 51-100		RPI 101-150		RPI 150+											
19-23-0		0-3-0		0-0-0		OVERALL		2-6-0		0-3-0		17-11-0											
8-6-0		0-0-0		0-0-0		HOME		0-2-0		0-0-0		8-4-0											
11-17-0		0-3-0		0-0-0		AWAY		2-4-0		0-3-0		9-7-0											
0-0-0		0-0-0		0-0-0		NEUTRAL		0-0-0		0-0-0		0-0-0											
12-13-0		0-3-0		0-0-0		NON-CONFERENCE		1-2-0		0-0-0		11-8-0											
4-2-0		0-0-0		0-0-0		HOME		0-0-0		0-0-0		4-2-0											
8-11-0		0-3-0		0-0-		AWAY		1-2-0		0-0-0		7-6-0											
0-0-0		0-0-0		0-0-0		NEUTRAL		0-0-0		0-0-0		0-0-0											
7-10-0		0-0-0		0-0-0		CONFERENCE		1-4-0		0-3-0		6-3-0											
4-4-0		0-0-0		0-0-0		HOME		0-2-0		0-0-0		4-2-0											
3-6-0		0-0-0		0-0-0		AWAY		1-2-0		0-3-0		2-1-0											
0-0-0		0-0-0		0-0-0		NEUTRAL		0-0-0		0-0-0		0-0-0											
RPI	S	Opponent		Score		RPI	S	Opponent		Score		RPI	S	Opponent		Score		RPI	S	Opponent		Score	
5	A	South Carolina		1	10					62	A	Hartford	6	7	108	A	Binghamton	4	9				
5	A	South Carolina		1	8					62	A	Hartford	9	5	108	A	Binghamton	6	8				
5	A	South Carolina		2	6					62	A	Hartford	3	6	108	A	Binghamton	4	7				
										62	H	Hartford	0	11	152	H	St. John's (NY)	3	20				
										62	H	Hartford	1	6	183	H	UMBC	10	4				
										94	A	Western Ky.	7	4	183	H	UMBC	6	1				
										94	A	Western Ky.	2	12	183	H	UMBC	1	5				
										94	A	Western Ky.	3	5	196	H	Fordham	3	9				
															198	A	Fairfield	4	5				
															211	A	Manhattan	21	9				
															222	A	Central Conn. St.	6	1				
															230	A	Harvard	3	0				
															230	A	Harvard	2	3				
															238	A	UMass Lowell	4	2				
															238	A	UMass Lowell	1	6				
															238	A	UMass Lowell	5	2				
															245	A	Marist	0	2				
															248	H	Quinnipiac	24	14				
															249	H	Maine	2	5				
															249	H	Maine	7	1				
															249	H	Maine	9	4				
															281	A	NYIT	0	4				
															281	A	NYIT	7	2				
															281	A	NYIT	5	2				
															281	A	NYIT	0	3				
															287	A	N.C. A&T	9	2				
															287	A	N.C. A&T	4	13				
LAST 15 GAMES																							
				249	H	Maine	2	5	238	A	UMass Lowell	1	6	281	A	NYIT	7	2					
				249	H	Maine	7	1	238	A	UMass Lowell	5	2	281	A	NYIT	5	2					
				249	H	Maine	9	4	248	H	Quinnipiac	24	14	281	A	NYIT	0	3					
				211	A	Manhattan	21	9						287	A	N.C. A&T	9	2					
				62	H	Hartford	1	6						287	A	N.C. A&T	4	13					

Non-Div. I Games:

Albany (NY)

62	H	Hartford	0	11
238	A	UMass Lowell	4	2

RPI	S	Opponent	Score	
287	A	N.C. A&T	14	3
291	H	Saint Peter's	5	0
291	H	Saint Peter's	17	5
291	H	Saint Peter's	5	2

A
l
b
a
n
y
(
N
Y
)

A
l
b
a
n
y
(
N
Y
)

Average RPI Win: 215		WON-LOST	WINNING	LAST 15	STRENGTH OF		OPP. STRENGTH	TEAM	ADJ		CONF.	ADJ CONF.			
Average RPI Loss: 148		RECORD	PCT. RANK	GAMES	SCHEDULE		OF SCHEDULE	RPI	RPI		RPI	RPI			
DIV. I ONLY		28-20-0	.58333	89	8-7-0		277	152	201	.4749	201	21			
DIV. I NON-CONF.		14-10-0	.58333	98	3-1-0		277	168	223	.46601	223	23			
<hr/>															
TOTALS		RPI 1-25	RPI 26-50		W-L RECORDS		RPI 51-100		RPI 101-150		RPI 150+				
28-20-0		0-1-0	0-0-0		OVERALL		2-6-0		2-5-0		24-8-0				
17-12-0		0-0-0	0-0-0		HOME		2-5-0		0-2-0		15-5-0				
11-7-0		0-0-0	0-0-0		AWAY		0-1-0		2-3-0		9-3-0				
0-1-0		0-1-0	0-0-0		NEUTRAL		0-0-0		0-0-0		0-0-0				
14-10-0		0-1-0	0-0-0		NON-CONFERENCE		0-2-0		1-3-0		13-4-0				
10-7-0		0-0-0	0-0-0		HOME		0-1-0		0-2-0		10-4-0				
4-2-0		0-0-0	0-0-		AWAY		0-1-0		1-1-0		3-0-0				
0-1-0		0-1-0	0-0-0		NEUTRAL		0-0-0		0-0-0		0-0-0				
14-10-0		0-0-0	0-0-0		CONFERENCE		2-4-0		1-2-0		11-4-0				
7-5-0		0-0-0	0-0-0		HOME		2-4-0		0-0-0		5-1-0				
7-5-0		0-0-0	0-0-0		AWAY		0-0-0		1-2-0		6-3-0				
0-0-0		0-0-0	0-0-0		NEUTRAL		0-0-0		0-0-0		0-0-0				
RPI S	Opponent	Score		RPI S	Opponent	Score		RPI S	Opponent	Score		RPI S	Opponent	Score	
10 N	Vanderbilt	2	8					83 H	Austin Peay	3	6	114 A	Southern Ill.	1	11
								83 H	Austin Peay	5	6	114 H	Southern Ill.	4	8
								83 H	Austin Peay	15	0	133 A	Morehead St.	11	12
								84 H	Jacksonville St.	9	7	133 A	Morehead St.	0	9
								84 H	Jacksonville St.	11	26	133 A	Morehead St.	20	8
								84 H	Jacksonville St.	2	4	135 A	Evansville	11	1
								94 A	Western Ky.	2	3	135 H	Evansville	7	13
								94 H	Western Ky.	4	10	156 H	Miami (OH)	14	16
												162 A	Middle Tenn.	9	4
												199 H	Eastern Ky.	6	5
												199 H	Eastern Ky.	6	5
												199 H	Eastern Ky.	1	2
												205 A	Murray St.	1	4
												205 A	Murray St.	12	3
												205 A	Murray St.	14	10
												210 A	Lipscomb	5	3
												210 H	Lipscomb	23	6
												215 H	Illinois St.	5	23
												215 H	Illinois St.	7	5
												215 H	Illinois St.	13	10
												223 H	Northern Ill.	5	4
												223 H	Northern Ill.	15	13
												223 H	Northern Ill.	1	4
												224 A	Memphis	8	7
												224 H	Memphis	12	6
												275 A	Eastern Ill.	6	1
												224 H	Memphis	12	6
												229 H	Western Mich.	3	1
												252 H	Youngstown St.	4	3
LAST 15 GAMES				205 A	Murray St.	12	3	224 A	Memphis	8	7	224 H	Memphis	12	6
				205 A	Murray St.	1	4	275 A	Eastern Ill.	6	1	224 H	Memphis	12	6
				205 A	Murray St.	14	10					229 H	Western Mich.	3	1
				135 A	Evansville	11	1					252 H	Youngstown St.	4	3
				84 H	Jacksonville St.	9	7								

Non-Div. I Games:

Belmont

84	H	Jacksonville St.	11	26
84	H	Jacksonville St.	2	4

RPI	S	Opponent	Score	
252	H	Youngstown St.	12	6
252	H	Youngstown St.	3	7
255	H	Army West Point	20	7
266	H	UT Martin	7	3
266	H	UT Martin	10	8
266	H	UT Martin	23	7
271	A	SIUE	6	5
271	A	SIUE	12	0
271	A	SIUE	8	9
275	A	Eastern Ill.	8	9
275	A	Eastern Ill.	21	9
275	A	Eastern Ill.	6	1

James Madison

James Madison

54	A	Col. of Charleston	5	7
54	A	Col. of Charleston	9	3

RPI	S	Opponent	Score	
251	A	VMI	12	8
251	H	VMI	11	10
276	A	George Mason	5	6
276	H	George Mason	5	16
277	H	Bucknell	1	9
277	H	Bucknell	9	3
277	H	Bucknell	2	4
277	H	Bucknell	7	6

James Madison

J
a
m
e
s
M
a
d
i
s
o
n

J
a
m
e
s
M
a
d
i
s
o
n

Average RPI Win: 208		WON-LOST	WINNING	LAST 15	STRENGTH OF		OPP. STRENGTH	TEAM	ADJ		CONF.	ADJ CONF.
Average RPI Loss: 152		RECORD	PCT. RANK	GAMES	SCHEDULE		OF SCHEDULE	RPI	RPI		RPI	RPI
DIV. I ONLY		25-20-0	.55556	104	7-8-0		276	159	203		.47373	203
DIV. I NON-CONF.		13-8-0	.61905	77	4-2-0		289	191	203		.47288	203
TOTALS		RPI 1-25	RPI 26-50		W-L RECORDS		RPI 51-100		RPI 101-150		RPI 150+	
25-20-0		0-0-0	0-0-0		OVERALL		4-6-0		2-5-0		19-9-0	
15-10-0		0-0-0	0-0-0		HOME		4-5-0		0-0-0		11-5-0	
10-10-0		0-0-0	0-0-0		AWAY		0-1-0		2-5-0		8-4-0	
0-0-0		0-0-0	0-0-0		NEUTRAL		0-0-0		0-0-0		0-0-0	
13-8-0		0-0-0	0-0-0		NON-CONFERENCE		0-1-0		2-2-0		11-5-0	
8-5-0		0-0-0	0-0-0		HOME		0-0-0		0-0-0		8-5-0	
5-3-0		0-0-0	0-0-		AWAY		0-1-0		2-2-0		3-0-0	
0-0-0		0-0-0	0-0-0		NEUTRAL		0-0-0		0-0-0		0-0-0	
12-12-0		0-0-0	0-0-0		CONFERENCE		4-5-0		0-3-0		8-4-0	
7-5-0		0-0-0	0-0-0		HOME		4-5-0		0-0-0		3-0-0	
5-7-0		0-0-0	0-0-0		AWAY		0-0-0		0-3-0		5-4-0	
0-0-0		0-0-0	0-0-0		NEUTRAL		0-0-0		0-0-0		0-0-0	
RPI S	Opponent	Score	RPI S	Opponent	Score	RPI S	Opponent	Score	RPI S	Opponent	Score	
						58 H	Southeast Mo. St.	4 3	115 A	Little Rock	5 10	
						58 H	Southeast Mo. St.	7 2	115 A	Little Rock	14 7	
						58 H	Southeast Mo. St.	1 7	115 A	Little Rock	15 2	
						71 A	Tennessee	1 9	133 A	Morehead St.	4 5	
						83 H	Austin Peay	14 3	133 A	Morehead St.	6 11	
						83 H	Austin Peay	4 9	133 A	Morehead St.	1 6	
						83 H	Austin Peay	2 10	148 A	Central Ark.	6 14	
						84 H	Jacksonville St.	14 15	156 H	Miami (OH)	10 6	
						84 H	Jacksonville St.	7 6	156 H	Miami (OH)	10 11	
						84 H	Jacksonville St.	3 9	156 H	Miami (OH)	4 9	
									162 A	Middle Tenn.	9 6	
									162 H	Middle Tenn.	3 9	
									178 A	Kennesaw St.	6 5	
									178 H	Kennesaw St.	24 9	
									205 A	Murray St.	3 4	
									205 A	Murray St.	7 8	
									205 A	Murray St.	7 8	
									210 H	Lipscomb	14 11	
									257 H	Western Ill.	6 3	
									257 H	Western Ill.	13 12	
									257 H	Western Ill.	6 5	
									266 H	UT Martin	5 3	
									266 H	UT Martin	12 3	
									266 H	UT Martin	10 2	
									271 A	SIUE	4 5	
									271 A	SIUE	13 3	
									271 A	SIUE	14 2	
LAST 15 GAMES												
						58 H	Southeast Mo. St.	1 7	205 A	Murray St.	7 8	
						58 H	Southeast Mo. St.	4 3	205 A	Murray St.	7 8	
						58 H	Southeast Mo. St.	7 2	205 A	Murray St.	3 4	
						115 A	Little Rock	15 2				
						115 A	Little Rock	5 10				

Non-Div. I Games:

Tennessee Tech

115	A	Little Rock	14	7
162	H	Middle Tenn.	3	9

RPI	S	Opponent	Score	
275	A	Eastern Ill.	8	6
275	A	Eastern Ill.	8	3
275	A	Eastern Ill.	5	3
277	H	Bucknell	9	3
277	H	Bucknell	5	6
277	H	Bucknell	2	3
297	A	Alabama A&M	34	6
297	H	Alabama A&M	11	6

T
e
n
n
e
s
s
e
e
T
e
c
h

T
e
n
n
e
s
s
e
e
T
e
c
h

Average RPI Win: 173		WON-LOST	WINNING	LAST 15	STRENGTH OF		OPP. STRENGTH	TEAM	ADJ	CONF.	ADJ CONF.
Average RPI Loss: 114		RECORD	PCT. RANK	GAMES	SCHEDULE		OF SCHEDULE	RPI	RPI	RPI	RPI
DIV. I ONLY		21-27-0	.4375	201	8-7-0		185	126	205	.47329	204
DIV. I NON-CONF.		10-12-0	.45455	172	1-4-0		181	151	197	.47617	197
TOTALS		RPI 1-25	RPI 26-50		W-L RECORDS		RPI 51-100		RPI 101-150		RPI 150+
21-27-0		0-5-0	4-4-0		OVERALL		0-6-0		7-3-0		10-9-0
14-10-0		0-2-0	1-1-0		HOME		0-3-0		7-2-0		6-2-0
6-15-0		0-3-0	2-3-0		AWAY		0-3-0		0-1-0		4-5-0
1-2-0		0-0-0	1-0-0		NEUTRAL		0-0-0		0-0-0		0-2-0
10-12-0		0-5-0	3-2-0		NON-CONFERENCE		0-1-0		2-2-0		5-2-0
8-3-0		0-2-0	1-0-0		HOME		0-0-0		2-1-0		5-0-0
1-7-0		0-3-0	1-0-		AWAY		0-1-0		0-1-0		0-0-0
1-2-0		0-0-0	1-0-0		NEUTRAL		0-0-0		0-0-0		0-2-0
11-15-0		0-0-0	1-2-0		CONFERENCE		0-5-0		5-1-0		5-7-0
6-7-0		0-0-0	0-1-0		HOME		0-3-0		5-1-0		1-2-0
5-8-0		0-0-0	1-1-0		AWAY		0-2-0		0-0-0		4-5-0
0-0-0		0-0-0	0-0-0		NEUTRAL		0-0-0		0-0-0		0-0-0
RPI S	Opponent	Score	RPI S	Opponent	Score	RPI S	Opponent	Score	RPI S	Opponent	Score
12 A	Mississippi St.	0 5	26 H	Tulane	2 1	60 A	Alabama	1 13	106 H	McNeese St.	2 1
12 A	Mississippi St.	0 8	36 A	Southeastern La.	2 15	73 A	Lamar	2 7	106 H	McNeese St.	3 0
17 H	LSU	4 9	36 A	Southeastern La.	6 5	73 A	Lamar	10 14	106 H	McNeese St.	6 5
21 A	La.-Lafayette	3 4	36 H	Southeastern La.	8 14	78 H	Sam Houston St.	1 3	111 H	Sacred Heart	5 7
21 H	La.-Lafayette	4 5	39 N	South Ala.	5 4	78 H	Sam Houston St.	2 4	111 H	Sacred Heart	8 7
			46 A	Nebraska	1 6	78 H	Sam Houston St.	8 12	111 H	Sacred Heart	5 0
			46 A	Nebraska	7 1				139 A	La.-Monroe	1 3
			46 A	Nebraska	2 4				148 H	Central Ark.	2 7
									148 H	Central Ark.	6 5
									148 H	Central Ark.	8 2
									177 A	Houston Baptist	3 7
									177 A	Houston Baptist	3 8
									177 A	Houston Baptist	5 3
									216 H	Abilene Christian	4 5
									216 H	Abilene Christian	4 2
									216 H	Abilene Christian	3 5
									225 A	A&M-Corpus Christi	4 1
									225 A	A&M-Corpus Christi	4 5
									225 A	A&M-Corpus Christi	0 8
									238 N	UMass Lowell	2 11
									238 N	UMass Lowell	6 9
									273 A	Incarnate Word	8 3
									273 A	Incarnate Word	8 4
									273 A	Incarnate Word	5 7
									296 H	Southern U.	9 8
									300 H	Mississippi Val.	6 1
									300 H	Mississippi Val.	13 3
			LAST 15 GAMES								
			177 A	Houston Baptist	3 7	46 A	Nebraska	2 4			
			177 A	Houston Baptist	5 3	46 A	Nebraska	7 1			
			177 A	Houston Baptist	3 8	46 A	Nebraska	1 6			
			139 A	La.-Monroe	1 3						
			106 H	McNeese St.	6 5						

Non-Div. I Games:

Nicholls St.

Nicholls St.

106 H McNeese St.	2	1
106 H McNeese St.	3	0

Through Games Of May 9, 2016

RPI	S	Opponent	Score	
300	H	Mississippi Val.	18	2
300	H	Mississippi Val.	15	1

Nicholls St.

N
i
c
h
o
l
l
s
s
t
.

N
i
c
h
o
l
l
s
s
t
.

Average RPI Win:		214	WON-LOST		WINNING		LAST 15		STRENGTH OF		OPP. STRENGTH		TEAM		ADJ		CONF.		ADJ CONF.				
Average RPI Loss:		134	RECORD		PCT. RANK		GAMES		SCHEDULE		OF SCHEDULE		RPI		RPI		RPI		RPI				
DIV. I ONLY			21-25-0		.45652 186		8-7-0		189		205		203		.47193 205		21		21				
DIV. I NON-CONF.			10-12-0		.45455 172		2-3-0		155		215		182		.48017 184		23		23				
TOTALS		RPI 1-25		RPI 26-50		W-L RECORDS		RPI 51-100		RPI 101-150		RPI 150+											
21-25-0		0-1-0		0-4-0		OVERALL		2-7-0		1-3-0		18-10-0											
15-9-0		0-0-0		0-3-0		HOME		0-0-0		1-1-0		14-5-0											
6-16-0		0-1-0		0-1-0		AWAY		2-7-0		0-2-0		4-5-0											
0-0-0		0-0-0		0-0-0		NEUTRAL		0-0-0		0-0-0		0-0-0											
10-12-0		0-1-0		0-4-0		NON-CONFERENCE		0-0-0		1-3-0		9-4-0											
7-5-0		0-0-0		0-3-0		HOME		0-0-0		1-1-0		6-1-0											
3-7-0		0-1-0		0-0-		AWAY		0-0-0		0-2-0		3-3-0											
0-0-0		0-0-0		0-0-0		NEUTRAL		0-0-0		0-0-0		0-0-0											
11-13-0		0-0-0		0-0-0		CONFERENCE		2-7-0		0-0-0		9-6-0											
8-4-0		0-0-0		0-0-0		HOME		0-0-0		0-0-0		8-4-0											
3-9-0		0-0-0		0-0-0		AWAY		2-7-0		0-0-0		1-2-0											
0-0-0		0-0-0		0-0-0		NEUTRAL		0-0-0		0-0-0		0-0-0											
RPI	S	Opponent		Score		RPI	S	Opponent		Score		RPI	S	Opponent		Score		RPI	S	Opponent		Score	
7	A	Ole Miss		3	8	32	H	Creighton		2	7	58	A	Southeast Mo. St.		4	3	114	A	Southern Ill.		4	5
						32	H	Creighton		4	9	58	A	Southeast Mo. St.		3	10	114	H	Southern Ill.		7	3
						32	H	Creighton		5	10	58	A	Southeast Mo. St.		4	7	135	A	Evansville		1	5
						45	A	Kentucky		1	11	83	A	Austin Peay		11	16	135	H	Evansville		1	2
												83	A	Austin Peay		2	6	187	A	Bethune-Cookman		0	6
												83	A	Austin Peay		4	10	187	A	Bethune-Cookman		5	0
												84	A	Jacksonville St.		6	5	187	A	Bethune-Cookman		2	3
												84	A	Jacksonville St.		4	11	197	A	Kansas		14	9
												84	A	Jacksonville St.		7	22	197	A	Kansas		8	14
														201 H Belmont						201 H Belmont		4	1
														201 H Belmont						201 H Belmont		3	12
														201 H Belmont						201 H Belmont		10	14
														203 H Tennessee Tech						203 H Tennessee Tech		8	7
														203 H Tennessee Tech						203 H Tennessee Tech		8	7
														203 H Tennessee Tech						203 H Tennessee Tech		4	3
														223 H Northern Ill.						223 H Northern Ill.		10	12
														223 H Northern Ill.						223 H Northern Ill.		17	4
														223 H Northern Ill.						223 H Northern Ill.		15	12
														223 H Northern Ill.						223 H Northern Ill.		29	16
														224 H Memphis						224 H Memphis		10	6
														232 H IPFW						232 H IPFW		9	4
														259 A Saint Louis						259 A Saint Louis		9	1
														266 A UT Martin						266 A UT Martin		6	19
														266 A UT Martin						266 A UT Martin		7	4
														266 A UT Martin						266 A UT Martin		5	6
														271 H SIUE						271 H SIUE		4	0
														271 H SIUE						271 H SIUE		8	9

Non-Div. I Games: Kentucky St.

18 5

Lindenwood (IL)

8

11

Harris-Stowe

13 4

Murray St.

Murray St.

58 A Southeast Mo. St.	4	3
58 A Southeast Mo. St.	3	10

Through Games Of May 9, 2016

RPI	S	Opponent	Score	
271	H	SIUE	6	4
275	H	Eastern Ill.	9	4
275	H	Eastern Ill.	31	11
275	H	Eastern Ill.	3	9
297	H	Alabama A&M	11	3

Murray St.

M
u
r
r
a
y
S
t
.

M
u
r
r
a
y
S
t
.

Average RPI Win: 205		WON-LOST	WINNING	LAST 15	STRENGTH OF		OPP. STRENGTH	TEAM	ADJ		CONF.	ADJ CONF.			
Average RPI Loss: 147		RECORD	PCT. RANK	GAMES	SCHEDULE		OF SCHEDULE	RPI	RPI		RPI	RPI			
DIV. I ONLY		20-28-0	.41667	211	8-7-0		162	222	206	.47091	206	24	24		
DIV. I NON-CONF.		11-19-0	.36667	226	2-1-0		112	212	198	.47579	198	25	25		
TOTALS		RPI 1-25	RPI 26-50		W-L RECORDS		RPI 51-100		RPI 101-150		RPI 150+				
20-28-0		0-1-0	0-0-0		OVERALL		3-12-0		0-0-0		17-15-0				
11-11-0		0-0-0	0-0-0		HOME		1-5-0		0-0-0		10-6-0				
8-15-0		0-1-0	0-0-0		AWAY		2-5-0		0-0-0		6-9-0				
1-2-0		0-0-0	0-0-0		NEUTRAL		0-2-0		0-0-0		1-0-0				
11-19-0		0-1-0	0-0-0		NON-CONFERENCE		2-10-0		0-0-0		9-8-0				
5-8-0		0-0-0	0-0-0		HOME		0-3-0		0-0-0		5-5-0				
5-9-0		0-1-0	0-0-		AWAY		2-5-0		0-0-0		3-3-0				
1-2-0		0-0-0	0-0-0		NEUTRAL		0-2-0		0-0-0		1-0-0				
9-9-0		0-0-0	0-0-0		CONFERENCE		1-2-0		0-0-0		8-7-0				
6-3-0		0-0-0	0-0-0		HOME		1-2-0		0-0-0		5-1-0				
3-6-0		0-0-0	0-0-0		AWAY		0-0-0		0-0-0		3-6-0				
0-0-0		0-0-0	0-0-0		NEUTRAL		0-0-0		0-0-0		0-0-0				
RPI S	Opponent	Score		RPI S	Opponent	Score		RPI S	Opponent	Score		RPI S	Opponent	Score	
15 A	Virginia	3	15					57 A	Maryland	19	10	154 A	Georgetown	1	2
								64 A	North Florida	7	6	154 H	Georgetown	2	3
								64 A	North Florida	0	2	157 H	Monmouth	7	5
								64 A	North Florida	7	10	157 H	Monmouth	1	4
								75 N	Kent St.	4	6	157 H	Monmouth	14	5
								75 N	Kent St.	4	7	168 N	Ball St.	2	0
								77 H	VCU	7	8	183 A	UMBC	12	8
								77 H	VCU	4	3	183 H	UMBC	8	10
								77 H	VCU	0	3	191 A	Davidson	4	7
								87 H	CSUN	5	6	191 A	Davidson	3	2
								87 H	CSUN	3	9	191 A	Davidson	7	8
								87 H	CSUN	2	4	196 A	Fordham	1	3
								92 A	Houston	0	5	196 A	Fordham	7	8
								92 A	Houston	2	5	196 A	Fordham	2	7
								92 A	Houston	0	14	202 H	James Madison	1	2
												208 H	Yale	6	1
												213 A	Towson	10	2
												213 H	Towson	7	2
												250 A	Dayton	4	2
												250 A	Dayton	6	2
												250 A	Dayton	1	2
												260 A	Charleston So.	1	12
												260 A	Charleston So.	10	5
												260 A	Charleston So.	1	3
												265 H	NJIT	0	6
												268 H	La Salle	2	1
												268 H	La Salle	3	6
LAST 15 GAMES				196 A	Fordham	7	8	250 A	Dayton	1	2	260 A	Charleston So.	10	5
				196 A	Fordham	1	3	250 A	Dayton	4	2	260 A	Charleston So.	1	3
				196 A	Fordham	2	7	154 A	Georgetown	1	2	265 H	NJIT	0	6
				77 H	VCU	4	3					268 H	La Salle	2	1
				77 H	VCU	7	8					268 H	La Salle	3	6

Non-Div. I Games:

George Washington

77 H VCU	0	3
250 A Dayton	6	2

RPI	S	Opponent	Score	
268	H	La Salle	4	3
276	H	George Mason	14	4
276	H	George Mason	1	0
276	H	George Mason	9	3
289	H	Delaware St.	8	0

George Washington

G
e
o
r
g
e
W
a
s
h
i
n
g
t
o
n

G
e
o
r
g
e
W
a
s
h
i
n
g
t
o
n

Average RPI Win: 187		WON-LOST RECORD		WINNING PCT. RANK		LAST 15 GAMES		STRENGTH OF SCHEDULE		OPP. STRENGTH OF SCHEDULE		TEAM RPI		ADJ RPI		CONF. RPI		ADJ CONF. RPI	
DIV. I ONLY		22-24-1		.47872 165		7-7-1		230		186		207		.46818 207		28		28	
DIV. I NON-CONF.		12-13-1		.48077 155		1-2-1		128		98		169		.48943 168		27		28	
TOTALS		RPI 1-25		RPI 26-50		W-L RECORDS		RPI 51-100		RPI 101-150		RPI 150+							
22-24-1		0-0-0		2-2-0		OVERALL		3-7-0		4-9-0		13-6-1							
12-14-0		0-0-0		2-2-0		HOME		3-4-0		1-6-0		6-2-0							
9-10-1		0-0-0		0-0-0		AWAY		0-3-0		2-3-0		7-4-1							
1-0-0		0-0-0		0-0-0		NEUTRAL		0-0-0		1-0-0		0-0-0							
12-13-1		0-0-0		2-2-0		NON-CONFERENCE		3-7-0		2-2-0		5-2-1							
9-8-0		0-0-0		2-2-0		HOME		3-4-0		0-1-0		4-1-0							
2-5-1		0-0-0		0-0-		AWAY		0-3-0		1-1-0		1-1-1							
1-0-0		0-0-0		0-0-0		NEUTRAL		0-0-0		1-0-0		0-0-0							
10-11-0		0-0-0		0-0-0		CONFERENCE		0-0-0		2-7-0		8-4-0							
3-6-0		0-0-0		0-0-0		HOME		0-0-0		1-5-0		2-1-0							
7-5-0		0-0-0		0-0-0		AWAY		0-0-0		1-2-0		6-3-0							
0-0-0		0-0-0		0-0-0		NEUTRAL		0-0-0		0-0-0		0-0-0							
RPI	S	Opponent	Score	RPI	S	Opponent	Score	RPI	S	Opponent	Score	RPI	S	Opponent	Score				
47	H	Gonzaga	7 1	55	H	St. Mary's (CA)	8 3	121	A	Seattle	8 4								
47	H	Gonzaga	2 11	59	H	New Mexico	6 10	121	A	Seattle	3 10								
47	H	Gonzaga	3 0	59	H	New Mexico	5 6	121	A	Seattle	1 4								
47	H	Gonzaga	9 21	71	H	Tennessee	8 25	123	A	Kansas St.	6 10								
				90	H	Cal Poly	16 3	124	A	UNLV	10 8								
				90	H	Cal Poly	0 7	124	H	UNLV	2 7								
				90	H	Cal Poly	3 2	136	H	Utah Valley	3 6								
				92	A	Houston	0 5	136	H	Utah Valley	4 5								
				92	A	Houston	1 3	136	H	Utah Valley	2 1								
				92	A	Houston	1 5	141	H	New Mexico St.	4 5								
								141	H	New Mexico St.	6 7								
								141	H	New Mexico St.	3 4								
								150	N	San Francisco	6 5								
								179	H	Omaha	9 4								
								179	H	Omaha	12 4								
								179	H	Omaha	2 7								
								197	A	Kansas	5 5								
								212	A	San Jose St.	6 7								
								212	A	San Jose St.	10 5								
								242	H	Central Mich.	5 4								
								242	H	Central Mich.	3 1								
				LAST 15 GAMES								256	A	CSU Bakersfield	9 3				
				258	A	Northern Colo.	2 6	292	H	Chicago St.	7 2	256	A	CSU Bakersfield	9 6				
				258	A	Northern Colo.	9 10	123	A	Kansas St.	6 10	256	A	CSU Bakersfield	9 4				
				258	A	Northern Colo.	7 11	197	A	Kansas	5 5	258	A	Northern Colo.	7 11				
				212	A	San Jose St.	6 7					258	A	Northern Colo.	2 6				
				212	A	San Jose St.	10 5					258	A	Northern Colo.	9 10				

Non-Div. I Games:

Grand Canyon

292 H Chicago St.	10	5
292 H Chicago St.	2	4

RPI	S	Opponent	Score	
284	A	North Dakota	14	2
284	A	North Dakota	9	4
284	A	North Dakota	8	2
292	H	Chicago St.	10	5
292	H	Chicago St.	7	2
292	H	Chicago St.	2	4

Average RPI Win:		210	WON-LOST RECORD		WINNING PCT. RANK		LAST 15 GAMES		STRENGTH OF SCHEDULE		OPP. STRENGTH OF SCHEDULE		TEAM RPI		ADJ RPI		CONF. RPI		ADJ CONF. RPI	
DIV. I ONLY			17-26-1		.39773 222		6-8-0		168		269		208		.46801 208		25		25	
DIV. I NON-CONF.			5-17-1		.23913 272		0-1-0		44		277		224		.46442 224		21		21	
TOTALS		RPI 1-25		RPI 26-50		W-L RECORDS		RPI 51-100		RPI 101-150		RPI 150+								
17-26-1		0-3-0		0-0-0		OVERALL		2-2-0		0-5-1		15-16-0								
8-9-0		0-0-0		0-0-0		HOME		2-0-0		0-1-0		6-8-0								
9-17-1		0-3-0		0-0-0		AWAY		0-2-0		0-4-1		9-8-0								
0-0-0		0-0-0		0-0-0		NEUTRAL		0-0-0		0-0-0		0-0-0								
5-17-1		0-3-0		0-0-0		NON-CONFERENCE		0-2-0		0-5-1		5-7-0								
2-4-0		0-0-0		0-0-0		HOME		0-0-0		0-1-0		2-3-0								
3-13-1		0-3-0		0-0-		AWAY		0-2-0		0-4-1		3-4-0								
0-0-0		0-0-0		0-0-0		NEUTRAL		0-0-0		0-0-0		0-0-0								
12-9-0		0-0-0		0-0-0		CONFERENCE		2-0-0		0-0-0		10-9-0								
6-5-0		0-0-0		0-0-0		HOME		2-0-0		0-0-0		4-5-0								
6-4-0		0-0-0		0-0-0		AWAY		0-0-0		0-0-0		6-4-0								
0-0-0		0-0-0		0-0-0		NEUTRAL		0-0-0		0-0-0		0-0-0								
RPI	S	Opponent		Score		RPI	S	Opponent		Score		RPI	S	Opponent		Score				
4	A	Texas A&M		5	12					62	A	Hartford	8	15	111	A	Sacred Heart	0	7	
4	A	Texas A&M		2	10					82	A	UConn	2	8	111	H	Sacred Heart	0	9	
4	A	Texas A&M		0	13					89	H	Princeton	6	1	140	A	Navy	2	8	
										89	H	Princeton	6	3	140	A	Navy	2	3	
															140	A	Navy	4	11	
															140	A	Navy	2	2	
															154	A	Georgetown	4	5	
															176	H	Holy Cross	1	8	
															176	H	Holy Cross	2	4	
															176	H	Holy Cross	10	5	
															189	A	Columbia	9	7	
															189	A	Columbia	14	5	
															198	H	Fairfield	2	1	
															198	H	Fairfield	1	2	
															206	A	George Washington	1	6	
															220	A	Dartmouth	5	3	
															220	A	Dartmouth	4	10	
															220	A	Dartmouth	4	3	
															220	A	Dartmouth	7	6	
															220	H	Dartmouth	5	4	
															230	H	Harvard	1	9	
															230	H	Harvard	3	6	
															230	H	Harvard	2	5	
															230	H	Harvard	3	2	
															231	A	Penn	3	19	
															231	A	Penn	2	3	
															239	A	Brown	12	1	
																		12	1	
																		4	7	
															</					

Non-Div. I Games: Wesleyan (CT) 15 2

Yale

220	A	Dartmouth	4	3
220	A	Dartmouth	4	10

RPI	S	Opponent	Score	
239	A	Brown	4	7
239	H	Brown	3	4
239	H	Brown	3	10
246	H	Cornell	9	8
246	H	Cornell	4	2
248	A	Quinnipiac	8	6
277	A	Bucknell	5	4
277	A	Bucknell	0	5
277	A	Bucknell	10	0
277	A	Bucknell	9	13

Average RPI Win: 149		WON-LOST	WINNING	LAST 15	STRENGTH OF		OPP. STRENGTH	TEAM	ADJ		CONF.	ADJ CONF.
Average RPI Loss: 119		RECORD	PCT. RANK	GAMES	SCHEDULE		OF SCHEDULE	RPI	RPI		RPI	RPI
DIV. I ONLY		16-29-0	.35556	246	3-11-0		115	147	209		10	10
DIV. I NON-CONF.		13-11-0	.54167	124	1-0-0		94	202	119		8	8
TOTALS		RPI 1-25	RPI 26-50		W-L RECORDS		RPI 51-100		RPI 101-150		RPI 150+	
16-29-0		0-0-0	0-7-0		OVERALL		3-5-0		5-10-0		8-7-0	
8-17-0		0-0-0	0-4-0		HOME		2-2-0		1-5-0		5-6-0	
7-12-0		0-0-0	0-3-0		AWAY		1-3-0		3-5-0		3-1-0	
1-0-0		0-0-0	0-0-0		NEUTRAL		0-0-0		1-0-0		0-0-0	
13-11-0		0-0-0	0-1-0		NON-CONFERENCE		2-3-0		3-3-0		8-4-0	
7-6-0		0-0-0	0-1-0		HOME		2-2-0		0-0-0		5-3-0	
5-5-0		0-0-0	0-0-		AWAY		0-1-0		2-3-0		3-1-0	
1-0-0		0-0-0	0-0-0		NEUTRAL		0-0-0		1-0-0		0-0-0	
3-18-0		0-0-0	0-6-0		CONFERENCE		1-2-0		2-7-0		0-3-0	
1-11-0		0-0-0	0-3-0		HOME		0-0-0		1-5-0		0-3-0	
2-7-0		0-0-0	0-3-0		AWAY		1-2-0		1-2-0		0-0-0	
0-0-0		0-0-0	0-0-0		NEUTRAL		0-0-0		0-0-0		0-0-0	
RPI S	Opponent	Score	RPI S	Opponent	Score	RPI S	Opponent	Score	RPI S	Opponent	Score	
			42 H	Oregon St.	6 13	87 H	CSUN	6 5	105 A	Loyola Marymount	0 3	
			47 A	Gonzaga	0 3	87 H	CSUN	1 2	105 A	Loyola Marymount	3 1	
			47 A	Gonzaga	1 18	87 H	CSUN	1 2	105 A	Loyola Marymount	1 8	
			47 A	Gonzaga	5 14	87 H	CSUN	7 3	121 A	Seattle	3 4	
			50 H	BYU	1 4	91 A	Oregon	1 10	121 N	Seattle	4 3	
			50 H	BYU	2 8	96 A	Pepperdine	0 4	128 H	San Diego	5 9	
			50 H	BYU	3 5	96 A	Pepperdine	3 2	128 H	San Diego	1 9	
						96 A	Pepperdine	4 5	128 H	San Diego	3 7	
									136 A	Utah Valley	8 6	
									136 A	Utah Valley	8 9	
									136 A	Utah Valley	10 3	
									136 A	Utah Valley	4 6	
									150 H	San Francisco	5 2	
									150 H	San Francisco	3 10	
									150 H	San Francisco	2 10	
									158 H	Oakland	10 7	
									158 H	Oakland	6 3	
									158 H	Oakland	4 14	
									158 H	Oakland	0 4	
									167 H	UC Riverside	10 6	
									167 H	UC Riverside	8 5	
									167 H	UC Riverside	1 4	
									167 H	UC Riverside	4 3	
									214 A	UC Davis	3 4	
									214 A	UC Davis	9 6	
									214 A	UC Davis	7 4	
									214 A	UC Davis	12 0	
LAST 15 GAMES												
			150 H	San Francisco	3 10	96 A	Pepperdine	3 2				
			150 H	San Francisco	5 2	96 A	Pepperdine	0 4				
			150 H	San Francisco	2 10	121 N	Seattle	4 3				
			128 H	San Diego	3 7							
			128 H	San Diego	5 9							

Non-Div. I Games:

Portland

128 H San Diego	1	9
96 A Pepperdine	4	5

RPI	S	Opponent	Score
221	H	Pacific	2 3
221	H	Pacific	6 10
221	H	Pacific	0 3

Average RPI Win: 226		WON-LOST RECORD		WINNING PCT. RANK		LAST 15 GAMES		STRENGTH OF SCHEDULE		OPP. STRENGTH OF SCHEDULE		TEAM RPI		ADJ RPI		CONF. RPI		ADJ CONF. RPI	
DIV. I ONLY		24-23-0		.51064 145		6-9-0		251		170		210		.4666 210		17		17	
DIV. I NON-CONF.		16-16-0		.5 145		0-3-0		282		174		250		.44741 250		17		17	
TOTALS		RPI 1-25		RPI 26-50		W-L RECORDS		RPI 51-100		RPI 101-150		RPI 150+							
24-23-0		0-1-0		0-6-0		OVERALL		2-7-0		0-0-0		22-9-0							
22-7-0		0-0-0		0-0-0		HOME		1-3-0		0-0-0		21-4-0							
2-16-0		0-1-0		0-6-0		AWAY		1-4-0		0-0-0		1-5-0							
0-0-0		0-0-0		0-0-0		NEUTRAL		0-0-0		0-0-0		0-0-0							
16-16-0		0-1-0		0-6-0		NON-CONFERENCE		0-3-0		0-0-0		16-6-0							
16-4-0		0-0-0		0-0-0		HOME		0-1-0		0-0-0		16-3-0							
0-12-0		0-1-0		0-0-		AWAY		0-2-0		0-0-0		0-3-0							
0-0-0		0-0-0		0-0-0		NEUTRAL		0-0-0		0-0-0		0-0-0							
8-7-0		0-0-0		0-0-0		CONFERENCE		2-4-0		0-0-0		6-3-0							
6-3-0		0-0-0		0-0-0		HOME		1-2-0		0-0-0		5-1-0							
2-4-0		0-0-0		0-0-0		AWAY		1-2-0		0-0-0		1-2-0							
0-0-0		0-0-0		0-0-0		NEUTRAL		0-0-0		0-0-0		0-0-0							
RPI S	Opponent	Score		RPI S	Opponent	Score		RPI S	Opponent	Score		RPI S	Opponent	Score					
10 A	Vanderbilt	3	4	30 A	Georgia	8	9	64 A	North Florida	6	13	156 H	Miami (OH)	13	6				
				30 A	Georgia	0	1	64 A	North Florida	5	6	162 A	Middle Tenn.	6	9				
				30 A	Georgia	2	8	64 A	North Florida	6	1	162 H	Middle Tenn.	6	1				
				37 A	Dallas Baptist	3	10	65 H	Jacksonville	5	7	170 H	Eastern Mich.	12	8				
				37 A	Dallas Baptist	5	6	65 H	Jacksonville	0	2	170 H	Eastern Mich.	4	1				
				37 A	Dallas Baptist	1	9	65 H	Jacksonville	9	1	170 H	Eastern Mich.	4	17				
								83 A	Austin Peay	8	11	178 A	Kennesaw St.	11	9				
								94 A	Western Ky.	0	6	178 A	Kennesaw St.	0	4				
								94 H	Western Ky.	3	4	178 A	Kennesaw St.	1	10				
												199 H	Eastern Ky.	3	2				
												199 H	Eastern Ky.	7	13				
												199 H	Eastern Ky.	4	2				
												201 A	Belmont	6	23				
												201 H	Belmont	3	5				
												203 A	Tennessee Tech	11	14				
												226 H	USC Upstate	5	4				
												226 H	USC Upstate	7	6				
												226 H	USC Upstate	6	7				
												229 H	Western Mich.	1	0				
												255 H	Army West Point	8	6				
												265 H	NJIT	12	11				
												265 H	NJIT	11	2				
												265 H	NJIT	22	12				
												266 H	UT Martin	12	4				
												275 H	Eastern Ill.	16	9				
												297 H	Alabama A&M	5	4				
												297 H	Alabama A&M	14	5				
LAST 15 GAMES				64 A	North Florida	5	6	178 A	Kennesaw St.	11	9								
				64 A	North Florida	6	13	178 A	Kennesaw St.	0	4								
				64 A	North Florida	6	1	178 A	Kennesaw St.	1	10								
				265 H	NJIT	22	12												
				265 H	NJIT	12	11												

Non-Div. I Games:

Lipscomb

265	H	NJIT	11	2
94	H	Western Ky.	3	4




RPI	S	Opponent	Score	
297	H	Alabama A&M	10	3
300	H	Mississippi Val.	7	1
300	H	Mississippi Val.	11	1
300	H	Mississippi Val.	16	3

Lipscomb

L
i
p
s
c
o
m
b

L
i
p
s
c
o
m
b

M
a
n
h
a
t
t
a
n

 Tie,  Loss,  Non-Conf,S Site, H Home, A Away, N Neutral Page 421

198 H Fairfield	5	0
198 H Fairfield	2	1

RPI	S	Opponent	Score	
235	A	Niagara	3	2
244	A	Lehigh	2	0
244	H	Lehigh	4	6
244	H	Lehigh	10	2
245	A	Marist	7	13
245	A	Marist	2	14
245	A	Marist	8	2
248	A	Quinnipiac	17	11
248	A	Quinnipiac	3	5
248	A	Quinnipiac	4	10
255	A	Army West Point	3	2
281	A	NYIT	6	4
281	H	NYIT	7	6

M
a
n
h
a
t
t
a
n

M
a
n
h
a
t
t
a
n

Average RPI Win:		124	WON-LOST RECORD		WINNING PCT. RANK		LAST 15 GAMES		STRENGTH OF SCHEDULE		OPP. STRENGTH OF SCHEDULE		TEAM RPI		ADJ RPI		CONF. RPI		ADJ CONF. RPI	
DIV. I ONLY			15-33-0		.3125	268	4-11-0		77		158		212		.46518	212	12		12	
DIV. I NON-CONF.			9-12-0		.42857	192	2-2-0		122		180		196		.4771	196	10		10	
TOTALS		RPI 1-25		RPI 26-50		W-L RECORDS		RPI 51-100		RPI 101-150		RPI 150+								
15-33-0		0-1-0		0-0-0		OVERALL		6-11-0		5-13-0		4-8-0								
10-15-0		0-1-0		0-0-0		HOME		3-4-0		4-7-0		3-3-0								
5-18-0		0-0-0		0-0-0		AWAY		3-7-0		1-6-0		1-5-0								
0-0-0		0-0-0		0-0-0		NEUTRAL		0-0-0		0-0-0		0-0-0								
9-12-0		0-1-0		0-0-0		NON-CONFERENCE		3-2-0		3-6-0		3-3-0								
6-8-0		0-1-0		0-0-0		HOME		1-0-0		3-5-0		2-2-0								
3-4-0		0-0-0		0-0-		AWAY		2-2-0		0-1-0		1-1-0								
0-0-0		0-0-0		0-0-0		NEUTRAL		0-0-0		0-0-0		0-0-0								
6-21-0		0-0-0		0-0-0		CONFERENCE		3-9-0		2-7-0		1-5-0								
4-7-0		0-0-0		0-0-0		HOME		2-4-0		1-2-0		1-1-0								
2-14-0		0-0-0		0-0-0		AWAY		1-5-0		1-5-0		0-4-0								
0-0-0		0-0-0		0-0-0		NEUTRAL		0-0-0		0-0-0		0-0-0								
RPI	S	Opponent		Score		RPI	S	Opponent		Score		RPI	S	Opponent		Score				
24	H	Michigan		5 6				59 A New Mexico		6 9		105	H	Loyola Marymount		3 4				
								59 A New Mexico		2 3		105	H	Loyola Marymount		8 5				
								59 A New Mexico		1 11		105	H	Loyola Marymount		4 13				
								59 H New Mexico		3 10		109	A	Nevada		8 11				
								59 H New Mexico		2 6		109	A	Nevada		4 6				
								59 H New Mexico		9 8		109	A	Nevada		2 11				
								67 A Fresno St.		6 8		117	H	UC Irvine		0 11				
								67 A Fresno St.		7 5		117	H	UC Irvine		9 3				
								67 A Fresno St.		0 6		117	H	UC Irvine		2 3				
								67 H Fresno St.		3 2		117	H	UC Irvine		8 5				
								67 H Fresno St.		4 9		124	A	UNLV		1 2				
								67 H Fresno St.		4 13		124	A	UNLV		11 6				
								81 A Stanford		0 10		124	A	UNLV		2 4				
								81 H Stanford		10 9		124	H	UNLV		2 3				
								90 A Cal Poly		9 7		124	H	UNLV		5 3				
								90 A Cal Poly		8 5		124	H	UNLV		0 12				
								90 A Cal Poly		4 7		150	A	San Francisco		3 4				
												150	H	San Francisco		3 6				
												166	A	Air Force		4 12				
												166	A	Air Force		7 13				
												166	A	Air Force		3 9				
												166	A	Air Force		7 8				
												166	H	Air Force		2 7				
												166	H	Air Force		9 5				
												180	A	Santa Clara		5 8				
												180	H	Santa Clara		4 7				
												207	H	Grand Canyon		5 10				
								</												

Non-Div. I Games:

San Jose St.

124	H	UNLV	2	3
124	H	UNLV	5	3

RPI	S	Opponent	Score	
207	H	Grand Canyon	7	6
221	A	Pacific	9	7
221	H	Pacific	8	7

San Jose St.

S
a
n
J
o
s
e
S
t
.

S
a
n
J
o
s
e
S
t
.

Average RPI Win:		200	WON-LOST RECORD		WINNING PCT. RANK		LAST 15 GAMES		STRENGTH OF SCHEDULE		OPP. STRENGTH OF SCHEDULE		TEAM RPI		ADJ RPI		CONF. RPI		ADJ CONF. RPI	
DIV. I ONLY			18-30-0		.375 235		4-11-0		170		198		213		.46464 213		14		14	
DIV. I NON-CONF.			10-20-0		.33333 237		1-2-0		194		276		242		.45272 242		15		15	
TOTALS		RPI 1-25		RPI 26-50		W-L RECORDS		RPI 51-100		RPI 101-150		RPI 150+								
18-30-0		0-2-0		0-4-0		OVERALL		2-1-0		2-8-0		14-15-0								
11-7-0		0-0-0		0-0-0		HOME		2-1-0		1-3-0		8-3-0								
5-23-0		0-2-0		0-4-0		AWAY		0-0-0		1-5-0		4-12-0								
2-0-0		0-0-0		0-0-0		NEUTRAL		0-0-0		0-0-0		2-0-0								
10-20-0		0-2-0		0-1-0		NON-CONFERENCE		0-0-0		1-6-0		9-11-0								
4-5-0		0-0-0		0-0-0		HOME		0-0-0		1-3-0		3-2-0								
4-15-0		0-2-0		0-0-		AWAY		0-0-0		0-3-0		4-9-0								
2-0-0		0-0-0		0-0-0		NEUTRAL		0-0-0		0-0-0		2-0-0								
8-10-0		0-0-0		0-3-0		CONFERENCE		2-1-0		1-2-0		5-4-0								
7-2-0		0-0-0		0-0-0		HOME		2-1-0		0-0-0		5-1-0								
1-8-0		0-0-0		0-3-0		AWAY		0-0-0		1-2-0		0-3-0								
0-0-0		0-0-0		0-0-0		NEUTRAL		0-0-0		0-0-0		0-0-0								
RPI	S	Opponent		Score		RPI	S	Opponent		Score		RPI	S	Opponent		Score				
15	A	Virginia		8	10	28	A	UNCW		2	7	54	H	Col. of Charleston		4	3			
15	A	Virginia		3	4	28	A	UNCW		4	11	54	H	Col. of Charleston		7	4			
						28	A	UNCW		2	6	54	H	Col. of Charleston		4	9			
						29	A	Wake Forest		4	8					120	A			
																William & Mary	1			
																William & Mary	9			
																William & Mary	7			
																Navy	5			
																New Mexico St.	8			
																New Mexico St.	5			
																New Mexico St.	3			
																Kennesaw St.	8			
																Kennesaw St.	7			
																Kennesaw St.	6			
																Kennesaw St.	5			
																Presbyterian	5			
																Presbyterian	2			
																Presbyterian	5			
																UMBC	3			
																UMBC	3			
																Elon	2			
																Elon	6			
																Elon	8			
								LAST 15 GAMES								Richmond	3			
								120 A William & Mary		1	9	28 A UNCW	4	11	202 H James Madison	6	4			
								120 A William & Mary		9	1	28 A UNCW	2	6	202 H James Madison	8	4			
								120 A William & Mary		7	8	28 A UNCW	2	7	202 H James Madison	3	2			
								54 H Col. of Charleston		7	4				206 A George Washington	2	7			
								54 H Col. of Charleston		4	9				206 H George Washington	2	10			

Non-Div. I Games:

Towson

Towson

54	H	Col. of Charleston	4	3
289	H	Delaware St.	18	4

Through Games Of May 9, 2016

RPI	S	Opponent	Score	
219	H	Hofstra	3	7
219	H	Hofstra	15	4
219	H	Hofstra	4	2
230	N	Harvard	6	5
276	A	George Mason	3	10
278	A	Norfolk St.	7	13
278	A	Norfolk St.	6	3
278	A	Norfolk St.	7	12
289	A	Delaware St.	8	1
289	H	Delaware St.	18	4
295	H	Mt. St. Mary's	8	7
299	H	Coppin St.	8	7

Towson

T
O
W
S
O
N

T
O
W
S
O
N

Average RPI Win: 149			WON-LOST RECORD			WINNING PCT. RANK			LAST 15 GAMES			STRENGTH OF SCHEDULE			OPP. STRENGTH OF SCHEDULE			TEAM RPI			ADJ RPI			CONF. RPI			ADJ CONF. RPI		
DIV. I ONLY			15-26-0			.36585 240			7-8-0			113			125			214			.46384 214			7			7		
DIV. I NON-CONF.			11-15-0			.42308 196			4-2-0			170			161			226			.46406 226			9			9		
TOTALS			RPI 1-25			RPI 26-50			W-L RECORDS			RPI 51-100			RPI 101-150			RPI 150+											
15-26-0			3-1-0			0-3-0			OVERALL			0-5-0			3-7-0			9-10-0											
11-14-0			3-1-0			0-0-0			HOME			0-1-0			2-4-0			6-8-0											
3-10-0			0-0-0			0-3-0			AWAY			0-4-0			0-1-0			3-2-0											
1-2-0			0-0-0			0-0-0			NEUTRAL			0-0-0			1-2-0			0-0-0											
11-15-0			1-0-0			0-0-0			NON-CONFERENCE			0-5-0			2-5-0			8-5-0											
8-8-0			1-0-0			0-0-0			HOME			0-1-0			1-2-0			6-5-0											
2-5-0			0-0-0			0-0-0			AWAY			0-4-0			0-1-0			2-0-0											
1-2-0			0-0-0			0-0-0			NEUTRAL			0-0-0			1-2-0			0-0-0											
4-11-0			2-1-0			0-3-0			CONFERENCE			0-0-0			1-2-0			1-5-0											
3-6-0			2-1-0			0-0-0			HOME			0-0-0			1-2-0			0-3-0											
1-5-0			0-0-0			0-3-0			AWAY			0-0-0			0-0-0			1-2-0											
0-0-0			0-0-0			0-0-0			NEUTRAL			0-0-0			0-0-0			0-0-0											
RPI	S	Opponent	Score		RPI	S	Opponent	Score		RPI	S	Opponent	Score		RPI	S	Opponent	Score		RPI	S	Opponent	Score		RPI	S	Opponent	Score	
20	H	UC Santa Barbara	6	2	41	A	Cal St. Fullerton	0	10	52	A	Arizona St.	3	4	109	A	Nevada	4	5	109	A	Nevada	1	3	117	H	UC Irvine	4	6
20	H	UC Santa Barbara	13	3	41	A	Cal St. Fullerton	3	13	52	A	Arizona St.	2	3	109	H	Nevada	1	3	117	H	UC Irvine	1	11	117	H	UC Irvine	9	6
20	H	UC Santa Barbara	3	7	41	A	Cal St. Fullerton	2	3	52	A	Arizona St.	5	6	117	H	UC Irvine	1	11	117	H	UC Irvine	9	6	136	N	Utah Valley	8	10
24	H	Michigan	4	3						55	A	St. Mary's (CA)	6	7	117	H	UC Irvine	1	11	117	H	UC Irvine	9	6	136	N	Utah Valley	2	0
										81	H	Stanford	2	5	117	H	UC Irvine	9	6	143	N	Saint Joseph's	8	10	150	H	San Francisco	1	2
															150	H	San Francisco	15	3	150	H	San Francisco	15	3	160	H	Sacramento St.	8	2
															166	H	Air Force	2	5	166	H	Air Force	8	9	166	H	Air Force	6	2
															166	H	Air Force	8	9	166	H	Air Force	6	2	167	A	UC Riverside	3	5
															167	A	UC Riverside	5	8	167	A	UC Riverside	13	12	167	A	UC Riverside	13	12
															180	A	Santa Clara	8	0	182	H	Hawaii	5	6	182	H	Hawaii	2	7
															182	H	Hawaii	0	5	182	H	Hawaii	0	5	182	H	Hawaii	0	5
															209	H	Portland	4	3	209	H	Portland	6	9	209	H	Portland	0	12
															209	H	Portland	0	12	209	H	Portland	4	7	209	H	Portland	4	7
															221	A	Pacific	7	4	221	A	Pacific	7	4	221	A	Pacific	7	4
															221	H	Pacific	9	4	221	H	Pacific	9	4	221	H	Pacific	9	4
LAST 15 GAMES																													
20	H	UC Santa Barbara	13	3	109	A	Nevada	4	5	109	A	Nevada	4	5	209	H	Portland	6	9	209	H	Portland	0	12	209	H	Portland	4	7
20	H	UC Santa Barbara	3	7	117	H	UC Irvine	1	11	117	H	UC Irvine	4	6	209	H	Portland	4	7	209	H	Portland	4	7	209	H	Portland	4	7
20	H	UC Santa Barbara	6	2	117	H	UC Irvine	4	6	209	H	UC Irvine	4	6	209	H	Portland	4	7	209	H	Portland	4	7	209	H	Portland	4	7
160	H	Sacramento St.	8	2	117	H	UC Irvine	4	6	209	H	UC Irvine	4	6	209	H	Portland	4	7	209	H	Portland	4	7	209	H	Portland	4	7
221	H	Pacific	9	5	117	H	UC Irvine	4	6	209	H	UC Irvine	4	6	209	H	Portland	4	7	209	H	Portland	4	7	209	H	Portland	4	7

Non-Div. I Games:

UC Davis

221	A	Pacific	7	4
221	H	Pacific	9	4

RPI	S	Opponent	Score	
221	H	Pacific	9	5
227	H	South Dakota St.	5	4

UC Davis

U
C
D
a
v
i
s

U
C
D
a
v
i
s

Average RPI Win:	178	WON-LOST	WINNING	LAST 15	STRENGTH OF	OPP. STRENGTH	TEAM	ADJ	CONF.	ADJ CONF.		
Average RPI Loss:	115	RECORD	PCT. RANK	GAMES	SCHEDULE	OF SCHEDULE	RPI	RPI	RPI	RPI		
DIV. I ONLY		15-30-0	.33333	254	7-8-0	133	155	215	.46356	215	11	11
DIV. I NON-CONF.		10-21-0	.32258	244	2-1-0	228	161	252	.44513	252	13	13
<hr/>												
TOTALS	RPI 1-25	RPI 26-50		W-L RECORDS		RPI 51-100		RPI 101-150		RPI 150+		
15-30-0	0-0-0	0-5-0		OVERALL		3-8-0		5-10-0		7-7-0		
4-13-0	0-0-0	0-2-0		HOME		0-1-0		3-6-0		1-4-0		
6-15-0	0-0-0	0-3-0		AWAY		2-6-0		2-3-0		2-3-0		
5-2-0	0-0-0	0-0-0		NEUTRAL		1-1-0		0-1-0		4-0-0		
10-21-0	0-0-0	0-3-0		NON-CONFERENCE		2-6-0		1-5-0		7-7-0		
2-7-0	0-0-0	0-0-0		HOME		0-1-0		1-2-0		1-4-0		
3-12-0	0-0-0	0-0-		AWAY		1-4-0		0-2-0		2-3-0		
5-2-0	0-0-0	0-0-0		NEUTRAL		1-1-0		0-1-0		4-0-0		
5-9-0	0-0-0	0-2-0		CONFERENCE		1-2-0		4-5-0		0-0-0		
2-6-0	0-0-0	0-2-0		HOME		0-0-0		2-4-0		0-0-0		
3-3-0	0-0-0	0-0-0		AWAY		1-2-0		2-1-0		0-0-0		
0-0-0	0-0-0	0-0-0		NEUTRAL		0-0-0		0-0-0		0-0-0		
RPI	S	Opponent	Score	RPI	S	Opponent	Score	RPI	S	Opponent	Score	
26	A	Tulane	0 13	56	N	Michigan St.	0 15	101	N	Indiana	1 14	
26	A	Tulane	3 9	66	A	Illinois	1 7	110	H	Xavier	6 5	
26	A	Tulane	2 3	66	H	Illinois	3 8	110	H	Xavier	5 11	
37	H	Dallas Baptist	2 7	76	A	Indiana St.	2 3	110	H	Xavier	1 12	
37	H	Dallas Baptist	1 7	76	A	Indiana St.	5 6	114	H	Southern Ill.	3 7	
				76	A	Indiana St.	5 1	114	H	Southern Ill.	1 0	
				91	A	Oregon	3 2	114	H	Southern Ill.	6 8	
				91	A	Oregon	2 4	126	A	FIU	6 11	
				91	A	Oregon	5 8	135	A	Evansville	3 4	
				91	A	Oregon	1 3	135	A	Evansville	8 6	
				100	N	Ohio St.	5 4	135	A	Evansville	4 0	
								138	A	Valparaiso	6 8	
								147	H	Bradley	3 5	
								147	H	Bradley	4 3	
								147	H	Bradley	2 10	
								165	H	Milwaukee	5 8	
								165	H	Milwaukee	1 4	
								165	H	Milwaukee	3 4	
								201	A	Belmont	5 7	
								201	A	Belmont	23 5	
								201	A	Belmont	10 13	
								229	N	Western Mich.	2 1	
								242	N	Central Mich.	13 7	
								259	A	Saint Louis	4 5	
								262	N	Northwestern	10 4	
								271	A	SIUE	9 3	
								275	H	Eastern Ill.	1 2	
LAST 15 GAMES												
147	H	Bradley	4 3	114	H	Southern Ill.	1 0	242	N	Central Mich.	13 7	
147	H	Bradley	3 5	114	H	Southern Ill.	6 8	259	A	Saint Louis	4 5	
147	H	Bradley	2 10	114	H	Southern Ill.	3 7	262	N	Northwestern	10 4	
135	A	Evansville	8 6					271	A	SIUE	9 3	
135	A	Evansville	3 4					275	H	Eastern Ill.	1 2	

Non-Div. I Games:

Illinois St.

Illinois St.

135	A	Evansville	4	0
280	H	Purdue	10	2

Through Games Of May 9, 2016

RPI	S	Opponent	Score	
279	N	Butler	9	2
280	H	Purdue	10	2

Illinois St.

I
l
l
i
n
o
i
s
s
t
.

I
l
l
i
n
o
i
s
s
t
.

Average RPI Win: 202		WON-LOST	WINNING	LAST 15	STRENGTH OF		OPP. STRENGTH	TEAM	ADJ	CONF.	ADJ CONF.
Average RPI Loss: 89		RECORD	PCT. RANK	GAMES	SCHEDULE		OF SCHEDULE	RPI	RPI	RPI	RPI
DIV. I ONLY		13-30-0	.30233	273	48		173	217	.46302	216	13
DIV. I NON-CONF.		7-9-0	.4375	187	17		236	131	.50961	131	12
TOTALS		RPI 1-25	RPI 26-50		W-L RECORDS		RPI 51-100		RPI 101-150		RPI 150+
13-30-0		0-3-0	1-6-0		OVERALL		1-9-0		0-6-0		11-6-0
11-16-0		0-0-0	1-3-0		HOME		1-5-0		0-3-0		9-5-0
2-13-0		0-2-0	0-3-0		AWAY		0-4-0		0-3-0		2-1-0
0-1-0		0-1-0	0-0-0		NEUTRAL		0-0-0		0-0-0		0-0-0
7-9-0		0-3-0	1-3-0		NON-CONFERENCE		0-1-0		0-0-0		6-2-0
7-2-0		0-0-0	1-0-0		HOME		0-0-0		0-0-0		6-2-0
0-6-0		0-2-0	0-0-		AWAY		0-1-0		0-0-0		0-0-0
0-1-0		0-1-0	0-0-0		NEUTRAL		0-0-0		0-0-0		0-0-0
6-21-0		0-0-0	0-3-0		CONFERENCE		1-8-0		0-6-0		5-4-0
4-14-0		0-0-0	0-3-0		HOME		1-5-0		0-3-0		3-3-0
2-7-0		0-0-0	0-0-0		AWAY		0-3-0		0-3-0		2-1-0
0-0-0		0-0-0	0-0-0		NEUTRAL		0-0-0		0-0-0		0-0-0
RPI S	Opponent	Score	RPI S	Opponent	Score	RPI S	Opponent	Score	RPI S	Opponent	Score
4 A	Texas A&M	4 10	27 A	Oklahoma St.	2 8	70 H	New Orleans	6 1	103 H	SFA	4 13
11 N	Texas Tech	4 5	27 A	Oklahoma St.	0 16	70 H	New Orleans	4 6	103 H	SFA	2 11
19 A	TCU	4 6	27 A	Oklahoma St.	4 8	70 H	New Orleans	0 1	103 H	SFA	2 7
			36 H	Southeastern La.	3 4	73 H	Lamar	5 8	106 A	McNeese St.	6 10
			36 H	Southeastern La.	2 10	73 H	Lamar	6 16	106 A	McNeese St.	3 4
			36 H	Southeastern La.	7 9	73 H	Lamar	5 7	106 A	McNeese St.	0 3
			37 H	Dallas Baptist	3 2	78 A	Sam Houston St.	1 2	173 H	Northeastern	4 3
						78 A	Sam Houston St.	1 3	173 H	Northeastern	3 4
						78 A	Sam Houston St.	3 6	173 H	Northeastern	2 3
						99 A	Oklahoma	1 7	173 H	Northeastern	1 0
									177 H	Houston Baptist	1 4
									177 H	Houston Baptist	9 0
									177 H	Houston Baptist	2 3
									204 A	Nicholls St.	5 3
									204 A	Nicholls St.	2 4
									204 A	Nicholls St.	5 4
									225 H	A&M-Corpus Christi	4 0
									225 H	A&M-Corpus Christi	4 0
									225 H	A&M-Corpus Christi	4 11
									285 H	UTRGV	7 2
									285 H	UTRGV	3 1
									285 H	UTRGV	5 2
									285 H	UTRGV	6 5
LAST 15 GAMES											
			70 H	New Orleans	4 6	78 A	Sam Houston St.	1 2			
			70 H	New Orleans	0 1	78 A	Sam Houston St.	1 3			
			70 H	New Orleans	6 1	78 A	Sam Houston St.	3 6			
			103 H	SFA	2 7						
			103 H	SFA	4 13						

Non-Div. I Games: Tex. Permian Basin 10 0

Abilene Christian

103	H	SFA	2	11
11	N	Texas Tech	4	5

A
b
i
l
e
n
e
C
h
r
i
s
t
i
a
n

A
b
i
l
e
n
e
C
h
r
i
s
t
i
a
n

Average RPI Win: 180		WON-LOST RECORD		WINNING PCT. RANK		LAST 15 GAMES		STRENGTH OF SCHEDULE		OPP. STRENGTH OF SCHEDULE		TEAM RPI		ADJ RPI		CONF. RPI		ADJ CONF. RPI	
DIV. I ONLY		13-34-1		.28125 279		6-9-0		154		179		218		.46185 217		23		23	
DIV. I NON-CONF.		5-24-1		.18333 286		1-5-0		41		100		208		.47094 208		22		22	
TOTALS		RPI 1-25		RPI 26-50		W-L RECORDS		RPI 51-100		RPI 101-150		RPI 150+							
13-34-1		0-2-0		0-4-0		OVERALL		3-10-1		2-7-0		8-11-0							
2-6-0		0-0-0		0-0-0		HOME		0-1-0		0-0-0		2-5-0							
11-25-0		0-2-0		0-3-0		AWAY		3-8-0		2-7-0		6-5-0							
0-3-1		0-0-0		0-1-0		NEUTRAL		0-1-1		0-0-0		0-1-0							
5-24-1		0-2-0		0-4-0		NON-CONFERENCE		2-8-1		2-7-0		1-3-0							
0-2-0		0-0-0		0-0-0		HOME		0-1-0		0-0-0		0-1-0							
5-19-0		0-2-0		0-0-		AWAY		2-6-0		2-7-0		1-1-0							
0-3-1		0-0-0		0-1-0		NEUTRAL		0-1-1		0-0-0		0-1-0							
8-10-0		0-0-0		0-0-0		CONFERENCE		1-2-0		0-0-0		7-8-0							
2-4-0		0-0-0		0-0-0		HOME		0-0-0		0-0-0		2-4-0							
6-6-0		0-0-0		0-0-0		AWAY		1-2-0		0-0-0		5-4-0							
0-0-0		0-0-0		0-0-0		NEUTRAL		0-0-0		0-0-0		0-0-0							
RPI S	Opponent		Score		RPI S	Opponent		Score		RPI S	Opponent		Score		RPI S	Opponent		Score	
8 A	Florida St.		2	3	38 A	Duke		1	2	53 A	Wright St.		9 3	101 A	Indiana		3 1		
24 A	Michigan		1	2	38 A	Duke		2	3	53 A	Wright St.		1 8	101 A	Indiana		6 9		
					38 A	Duke		1	6	53 H	Wright St.		5 11	101 A	Indiana		0 8		
					49 N	Pittsburgh		2	7	56 A	Michigan St.		1 4	101 A	Indiana		1 5		
										65 A	Jacksonville		1 2	137 A	Florida A&M		4 12		
										65 A	Jacksonville		6 1	145 A	Charlotte		4 12		
										65 A	Jacksonville		1 5	145 A	Charlotte		8 9		
										72 A	Notre Dame		3 10	145 A	Charlotte		3 2		
										75 A	Kent St.		1 2	145 A	Charlotte		0 8		
										75 A	Kent St.		4 1	223 A	Northern Ill.		5 0		
										75 A	Kent St.		0 3	223 A	Northern Ill.		11 2		
										100 A	Ohio St.		8 9	223 A	Northern Ill.		9 8		
										100 N	Ohio St.		1 7	229 H	Western Mich.		11 3		
										100 N	Ohio St.		5 5	229 H	Western Mich.		2 10		
														229 H	Western Mich.		1 3		
														235 N	Niagara		3 4		
														241 H	Buffalo		4 6		
														241 H	Buffalo		3 2		
														241 H	Buffalo		7 13		
														242 A	Central Mich.		2 14		
														242 A	Central Mich.		4 3		
														242 A	Central Mich.		0 1		
														250 A	Dayton		6 14		
														250 H	Dayton		10 12		
														252 A	Youngstown St.		6 4		
														264 A	Bowling Green		3 7		
														264 A	Bowling Green		3 5		
				LAST 15 GAMES															
				223 A Northern Ill.				11 2				242 A Central Mich.				4 3			
				223 A Northern Ill.				5 0				242 A Central Mich.				0 1			
				223 A Northern Ill.				9 8				242 A Central Mich.				2 14			
				229 H Western Mich.				11 3								264 A Bowling Green			
				229 H Western Mich.				2 10								264 A Bowling Green			

Non-Div. I Games:

Toledo

229	H	Western Mich.	1	3
56	A	Michigan St.	1	4

RPI	S	Opponent	Score	
264	A	Bowling Green	4	2

Toledo

T
o
l
e
d
o

T
o
l
e
d
o

Average RPI Win: 196		WON-LOST RECORD		WINNING PCT. RANK		LAST 15 GAMES		STRENGTH OF SCHEDULE		OPP. STRENGTH OF SCHEDULE		TEAM RPI		ADJ RPI		CONF. RPI		ADJ CONF. RPI	
DIV. I ONLY		22-24-0		.47826 166		7-8-0		218		150		216		.46174 218		9		9	
DIV. I NON-CONF.		13-9-0		.59091 91		3-1-0		271		285		243		.4496 245		11		11	
TOTALS		RPI 1-25		RPI 26-50		W-L RECORDS		RPI 51-100		RPI 101-150		RPI 150+							
22-24-0		0-5-0		2-4-0		OVERALL		1-3-0		6-6-0		13-6-0							
18-13-0		0-1-0		2-4-0		HOME		1-3-0		3-1-0		12-4-0							
4-11-0		0-4-0		0-0-0		AWAY		0-0-0		3-5-0		1-2-0							
0-0-0		0-0-0		0-0-0		NEUTRAL		0-0-0		0-0-0		0-0-0							
13-9-0		0-2-0		1-2-0		NON-CONFERENCE		0-1-0		2-1-0		10-3-0							
12-7-0		0-1-0		1-2-0		HOME		0-1-0		1-0-0		10-3-0							
1-2-0		0-1-0		0-0-		AWAY		0-0-0		1-1-0		0-0-0							
0-0-0		0-0-0		0-0-0		NEUTRAL		0-0-0		0-0-0		0-0-0							
9-15-0		0-3-0		1-2-0		CONFERENCE		1-2-0		4-5-0		3-3-0							
6-6-0		0-0-0		1-2-0		HOME		1-2-0		2-1-0		2-1-0							
3-9-0		0-3-0		0-0-0		AWAY		0-0-0		2-4-0		1-2-0							
0-0-0		0-0-0		0-0-0		NEUTRAL		0-0-0		0-0-0		0-0-0							
RPI	S	Opponent		Score		RPI	S	Opponent		Score		RPI	S	Opponent		Score			
16	A	Georgia Tech		6	11	34	H	Minnesota		0	3	77	H	VCU		6	8		
16	H	Georgia Tech		5	11	34	H	Minnesota		4	3	88	H	UT Arlington		16	18		
21	A	La.-Lafayette		1	4	34	H	Minnesota		6	11	88	H	UT Arlington		8	7		
21	A	La.-Lafayette		2	4	39	H	South Ala.		3	9	88	H	UT Arlington		5	9		
21	A	La.-Lafayette		3	7	39	H	South Ala.		7	4								
						39	H	South Ala.		1	2								
						LAST 15 GAMES													
						161	A	Texas St.		10	9	39	H	South Ala.		3	9		
						161	A	Texas St.		1	10	178	H	Kennesaw St.		4	3		
						161	A	Texas St.		2	6	237	H	Appalachian St.		5	4		
						297	H	Alabama A&M		8	7								
						297	H	Alabama A&M		13	5								
												297	H	Alabama A&M		8	7		

Non-Div. I Games: Fairmont St. 8 5 Fairmont St. 1 2

Georgia St.

Georgia St.

39 H South Ala.	1	2
39 H South Ala.	7	4

Through Games Of May 9, 2016

RPI	S	Opponent	Score	
299	H	Coppin St.	17	0
299	H	Coppin St.	13	0
299	H	Coppin St.	12	0
299	H	Coppin St.	22	4

Georgia St.

G
e
o
r
g
i
a
S
t
.

G
e
o
r
g
i
a
S
t
.

Average RPI Win:		215	WON-LOST RECORD		WINNING PCT. RANK		LAST 15 GAMES		STRENGTH OF SCHEDULE		OPP. STRENGTH OF SCHEDULE		TEAM RPI		ADJ RPI		CONF. RPI		ADJ CONF. RPI				
DIV. I ONLY			14-32-0		.30435	271	6-9-0		138		203		219		.46159		219	14		14			
DIV. I NON-CONF.			9-17-0		.34615	235	2-0-0		211		258		215		.46858		215	15		15			
TOTALS		RPI 1-25		RPI 26-50		W-L RECORDS		RPI 51-100		RPI 101-150		RPI 150+											
14-32-0		0-3-0		0-3-0		OVERALL		3-7-0		0-5-0		11-14-0											
5-7-0		0-0-0		0-0-0		HOME		3-0-0		0-0-0		2-7-0											
9-21-0		0-3-0		0-3-0		AWAY		0-3-0		0-5-0		9-7-0											
0-4-0		0-0-0		0-0-0		NEUTRAL		0-4-0		0-0-0		0-0-0											
9-17-0		0-3-0		0-0-0		NON-CONFERENCE		0-7-0		0-3-0		9-4-0											
1-2-0		0-0-0		0-0-0		HOME		0-0-0		0-0-0		1-2-0											
8-11-0		0-3-0		0-0-		AWAY		0-3-0		0-3-0		8-2-0											
0-4-0		0-0-0		0-0-0		NEUTRAL		0-4-0		0-0-0		0-0-0											
5-15-0		0-0-0		0-3-0		CONFERENCE		3-0-0		0-2-0		2-10-0											
4-5-0		0-0-0		0-0-0		HOME		3-0-0		0-0-0		1-5-0											
1-10-0		0-0-0		0-3-0		AWAY		0-0-0		0-2-0		1-5-0											
0-0-0		0-0-0		0-0-0		NEUTRAL		0-0-0		0-0-0		0-0-0											
RPI	S	Opponent		Score		RPI	S	Opponent		Score		RPI	S	Opponent		Score		RPI	S	Opponent		Score	
4	A	Texas A&M		2	5	28	A	UNCW		5	6	54	H	Col. of Charleston		3	1	120	A	William & Mary		6	14
4	A	Texas A&M		0	5	28	A	UNCW		4	18	54	H	Col. of Charleston		4	3	120	A	William & Mary		10	15
4	A	Texas A&M		4	15	28	A	UNCW		5	10	54	H	Col. of Charleston		8	7	144	A	Longwood		3	4
												97	N	Missouri		0	8	144	A	Longwood		5	6
												97	N	Missouri		2	3	144	A	Longwood		0	2
												97	N	Missouri		2	12	153	H	Delaware		4	8
												97	N	Missouri		4	11	153	H	Delaware		4	8
												100	A	Ohio St.		1	2	153	H	Delaware		3	13
												100	A	Ohio St.		2	4	157	H	Monmouth		4	5
												100	A	Ohio St.		1	12	173	H	Northeastern		5	1
																		173	H	Northeastern		3	18
																		173	H	Northeastern		1	4
																		184	A	Elon		2	7
																		184	A	Elon		5	10
																		184	A	Elon		8	14
																		196	H	Fordham		6	7
																		198	A	Fairfield		4	5
																		211	A	Manhattan		1	5
																		211	H	Manhattan		14	4
																		213	A	Towson		2	4
																		213	A	Towson		4	15
																		213	A	Towson		7	3
																		253	A	Fairleigh Dickinson		4	1
																		255	A	Army West Point		14	8
																		272	A	LIU Brooklyn		12	6
																		281	A	NYIT		3	1
																		291	A	Saint Peter's		11	4
LAST 15 GAMES																							
				173	H	Northeastern		1	4	184	A	Elon		2	7	253	A	Fairleigh Dickinson		4	1		
				173	H	Northeastern		3	18	184	A	Elon		8	14	255	A	Army West Point		14	8		
				173	H	Northeastern		5	1	272	A	LIU Brooklyn		12	6	272	A	LIU Brooklyn		12	6		
				28	A	UNCW		4	18							281	A	NYIT		3	1		
				28	A	UNCW		5	10							291	A	Saint Peter's		11	4		

Non-Div. I Games:

Hofstra

28	A	UNCW	5	6
184	A	Elon	5	10

RPI	S	Opponent	Score	
299	A	Coppin St.	15	0
299	A	Coppin St.	17	4
299	A	Coppin St.	17	0

Hofstra

H
o
f
s
t
r
a

H
o
f
s
t
r
a

Average RPI Win: 223		WON-LOST RECORD		WINNING PCT. RANK		LAST 15 GAMES		STRENGTH OF SCHEDULE		OPP. STRENGTH OF SCHEDULE		TEAM RPI		ADJ RPI		CONF. RPI		ADJ CONF. RPI	
DIV. I ONLY		18-25-0		.4186 210		8-7-0		237		204		220		.46091 220		25		25	
DIV. I NON-CONF.		7-15-0		.31818 250		1-0-0		146		143		225		.46412 225		21		21	
TOTALS		RPI 1-25		RPI 26-50		W-L RECORDS		RPI 51-100		RPI 101-150		RPI 150+							
18-25-0		0-3-0		0-0-0		OVERALL		0-6-0		1-1-0		17-15-0							
7-7-0		0-0-0		0-0-0		HOME		0-0-0		0-0-0		7-7-0							
8-12-0		0-3-0		0-0-0		AWAY		0-4-0		1-0-0		7-5-0							
3-6-0		0-0-0		0-0-0		NEUTRAL		0-2-0		0-1-0		3-3-0							
7-15-0		0-3-0		0-0-0		NON-CONFERENCE		0-4-0		1-1-0		6-7-0							
2-2-0		0-0-0		0-0-0		HOME		0-0-0		0-0-0		2-2-0							
2-7-0		0-3-0		0-0-		AWAY		0-2-0		1-0-0		1-2-0							
3-6-0		0-0-0		0-0-0		NEUTRAL		0-2-0		0-1-0		3-3-0							
11-10-0		0-0-0		0-0-0		CONFERENCE		0-2-0		0-0-0		11-8-0							
5-5-0		0-0-0		0-0-0		HOME		0-0-0		0-0-0		5-5-0							
6-5-0		0-0-0		0-0-0		AWAY		0-2-0		0-0-0		6-3-0							
0-0-0		0-0-0		0-0-0		NEUTRAL		0-0-0		0-0-0		0-0-0							
RPI	S	Opponent		Score		RPI	S	Opponent		Score		RPI	S	Opponent		Score			
1	A	Florida		0	7			64	A	North Florida		3	17	146	A	Stetson		2	1
1	A	Florida		6	8			64	A	North Florida		6	8	147	N	Bradley		2	7
1	A	Florida		3	4			76	N	Indiana St.		0	3	176	H	Holy Cross		2	1
								89	A	Princeton		1	2	185	A	South Fla.		0	4
								89	A	Princeton		8	9	185	A	South Fla.		1	0
								98	N	Iowa		1	4	185	A	South Fla.		0	4
														189	H	Columbia		3	1
														189	H	Columbia		7	6
														208	A	Yale		4	5
														208	H	Yale		3	4
														208	H	Yale		3	5
														208	H	Yale		10	4
														208	H	Yale		6	7
														230	A	Harvard		2	1
														230	A	Harvard		3	1
														230	H	Harvard		1	3
														230	H	Harvard		3	1
														231	H	Penn		1	11
														231	H	Penn		2	1
														238	H	UMass Lowell		6	11
														239	A	Brown		15	0
														239	A	Brown		0	2
														239	A	Brown		2	4
														239	A	Brown		4	3
														244	N	Lehigh		5	4
														244	N	Lehigh		4	5
														244	N	Lehigh		7	15
LAST 15 GAMES																			
208	A	Yale		4	5	208	H	Yale		10	4								
230	H	Harvard		1	3	208	H	Yale		6	7								
230	H	Harvard		3	1	208	H	Yale		3	5								
230	A	Harvard		3	1														
230	A	Harvard		2	1														

Non-Div. I Games:

Dartmouth

254	H	Siena	5	3
208	H	Yale	3	4

RPI	S	Opponent	Score	
246	A	Cornell	9	3
246	A	Cornell	3	1
247	N	Villanova	1	14
248	H	Quinnipiac	4	5
249	N	Maine	4	2
254	H	Siena	5	3
277	N	Bucknell	6	4

Dartmouth

D
a
r
t
m
o
u
t
h

D
a
r
t
m
o
u
t
h

P
a
c
i
f
i
c

Pacific

214	H	UC Davis	4	7
214	A	UC Davis	4	9

P
a
c
i
f
i
c

P
a
c
i
f
i
c

Average RPI Win: 225		WON-LOST	WINNING	LAST 15	STRENGTH OF		OPP. STRENGTH	TEAM	ADJ		CONF.	ADJ CONF.
Average RPI Loss: 172		RECORD	PCT. RANK	GAMES	SCHEDULE		OF SCHEDULE	RPI	RPI		RPI	RPI
DIV. I ONLY		19-27-0	.41304	215	5-10-0		194	283	222		26	26
DIV. I NON-CONF.		8-14-0	.36364	228	1-3-0		144	293	219		28	27
TOTALS		RPI 1-25	RPI 26-50		W-L RECORDS		RPI 51-100		RPI 101-150		RPI 150+	
19-27-0		0-0-0	0-4-0		OVERALL		1-1-0		5-7-0		13-15-0	
8-10-0		0-0-0	0-4-0		HOME		0-1-0		0-0-0		8-5-0	
9-14-0		0-0-0	0-0-0		AWAY		1-0-0		4-6-0		4-7-0	
2-3-0		0-0-0	0-0-0		NEUTRAL		0-0-0		1-1-0		1-2-0	
8-14-0		0-0-0	0-0-0		NON-CONFERENCE		1-1-0		4-4-0		3-9-0	
2-4-0		0-0-0	0-0-0		HOME		0-1-0		0-0-0		2-3-0	
4-7-0		0-0-0	0-0-		AWAY		1-0-0		3-3-0		0-4-0	
2-3-0		0-0-0	0-0-0		NEUTRAL		0-0-0		1-1-0		1-2-0	
11-13-0		0-0-0	0-4-0		CONFERENCE		0-0-0		1-3-0		10-6-0	
6-6-0		0-0-0	0-4-0		HOME		0-0-0		0-0-0		6-2-0	
5-7-0		0-0-0	0-0-0		AWAY		0-0-0		1-3-0		4-4-0	
0-0-0		0-0-0	0-0-0		NEUTRAL		0-0-0		0-0-0		0-0-0	
RPI S	Opponent	Score	RPI S	Opponent	Score	RPI S	Opponent	Score	RPI S	Opponent	Score	
			33 H	Bryant	1 6	62 H	Hartford	9 11	107 A	Rhode Island	1 5	
			33 H	Bryant	0 7	82 A	UConn	8 4	111 A	Sacred Heart	4 7	
			33 H	Bryant	4 5				111 A	Sacred Heart	11 4	
			33 H	Bryant	1 8				111 A	Sacred Heart	4 5	
									111 A	Sacred Heart	2 3	
									135 N	Evansville	9 5	
									135 N	Evansville	0 5	
									140 A	Navy	8 1	
									140 A	Navy	3 2	
									140 A	Navy	9 2	
									149 A	Liberty	5 7	
									149 A	Liberty	1 5	
									173 A	Northeastern	6 7	
									173 A	Northeastern	1 2	
									173 A	Northeastern	4 8	
									200 H	Albany (NY)	1 6	
									233 N	St. Bonaventure	2 6	
									233 N	St. Bonaventure	3 0	
									233 N	St. Bonaventure	1 8	
									248 H	Quinnipiac	5 9	
									253 A	Fairleigh Dickinson	1 2	
									253 A	Fairleigh Dickinson	2 3	
									253 A	Fairleigh Dickinson	1 2	
									253 A	Fairleigh Dickinson	8 4	
									254 H	Siena	6 5	
									263 A	Massachusetts	5 6	
									270 A	Wagner	8 2	
LAST 15 GAMES			253 A	Fairleigh Dickinson	1 2	272 H	LIU Brooklyn	13 4	253 A	Fairleigh Dickinson	1 2	
			253 A	Fairleigh Dickinson	2 3	272 H	LIU Brooklyn	4 1	253 A	Fairleigh Dickinson	8 4	
			253 A	Fairleigh Dickinson	8 4	272 H	LIU Brooklyn	3 1	254 H	Siena	6 5	
			253 A	Fairleigh Dickinson	1 2				263 A	Massachusetts	5 6	
			173 A	Northeastern	6 7				270 A	Wagner	8 2	

Non-Div. I Games:

Central Conn. St.

173	A	Northeastern	4	8
173	A	Northeastern	1	2

RPI	S	Opponent	Score	
270	A	Wagner	2	0
270	A	Wagner	5	4
270	A	Wagner	2	16
272	H	LIU Brooklyn	13	4
272	H	LIU Brooklyn	4	1
272	H	LIU Brooklyn	0	2
272	H	LIU Brooklyn	3	1
283	H	Iona	5	4
283	H	Iona	3	6
295	H	Mt. St. Mary's	19	4
295	H	Mt. St. Mary's	4	6
295	H	Mt. St. Mary's	2	0
295	H	Mt. St. Mary's	6	0

Average RPI Win:		207	WON-LOST RECORD		WINNING PCT. RANK		LAST 15 GAMES		STRENGTH OF SCHEDULE		OPP. STRENGTH OF SCHEDULE		TEAM RPI		ADJ RPI		CONF. RPI		ADJ CONF. RPI				
Average RPI Loss:		145																					
DIV. I ONLY			19-28-0		.40426 217		9-6-0		243		196		223		.45895 223		23		23				
DIV. I NON-CONF.			7-19-0		.26923 265		2-1-0		75		148		199		.47487 199		22		22				
TOTALS		RPI 1-25		RPI 26-50		W-L RECORDS		RPI 51-100		RPI 101-150		RPI 150+											
19-28-0		0-1-0		0-5-0		OVERALL		1-3-0		2-4-0		16-15-0											
7-8-0		0-0-0		0-0-0		HOME		0-0-0		1-0-0		6-8-0											
11-15-0		0-1-0		0-1-0		AWAY		0-2-0		1-4-0		10-7-0											
1-5-0		0-0-0		0-4-0		NEUTRAL		1-1-0		0-0-0		0-0-0											
7-19-0		0-1-0		0-5-0		NON-CONFERENCE		1-3-0		2-4-0		4-6-0											
2-1-0		0-0-0		0-0-0		HOME		0-0-0		1-0-0		1-1-0											
4-13-0		0-1-0		0-0-		AWAY		0-2-0		1-4-0		3-5-0											
1-5-0		0-0-0		0-4-0		NEUTRAL		1-1-0		0-0-0		0-0-0											
12-9-0		0-0-0		0-0-0		CONFERENCE		0-0-0		0-0-0		12-9-0											
5-7-0		0-0-0		0-0-0		HOME		0-0-0		0-0-0		5-7-0											
7-2-0		0-0-0		0-0-0		AWAY		0-0-0		0-0-0		7-2-0											
0-0-0		0-0-0		0-0-0		NEUTRAL		0-0-0		0-0-0		0-0-0											
RPI	S	Opponent		Score		RPI	S	Opponent		Score		RPI	S	Opponent		Score		RPI	S	Opponent		Score	
10	A	Vanderbilt		2	9	34	A	Minnesota		10	12	66	N	Illinois		3	5	114	A	Southern Ill.		1	0
						44	N	Boston College		1	2	66	N	Illinois		9	3	114	A	Southern Ill.		2	5
						44	N	Boston College		0	17	83	A	Austin Peay		1	14	135	A	Evansville		10	11
						44	N	Boston College		1	5	98	A	Iowa		3	12	135	A	Evansville		6	8
						44	N	Boston College		0	5							135	A	Evansville		2	5
																		138	H	Valparaiso		11	10
																		156	H	Miami (OH)		0	2
																		156	H	Miami (OH)		6	1
																		156	H	Miami (OH)		0	7
																		165	H	Milwaukee		6	7
																		195	A	Ill.-Chicago		5	2
																		195	H	Ill.-Chicago		11	6
																		201	A	Belmont		4	5
																		201	A	Belmont		4	1
																		201	A	Belmont		13	15
																		205	A	Murray St.		12	15
																		205	A	Murray St.		12	10
																		205	A	Murray St.		4	17
																		205	A	Murray St.		16	29
																		217	H	Toledo		0	5
																		217	H	Toledo		2	11
																		217	H	Toledo		8	9
																		228	A	Ohio		2	4
																		228	A	Ohio		3	1
																		228	A	Ohio		2	0
																		229	A	Western Mich.		12	15
																		229	A	Western Mich.		5	2
LAST 15 GAMES																							

Non-Div. I Games:

Northern Ill.

264	A	Bowling Green	2	0
264	A	Bowling Green	20	4

RPI	S	Opponent	Score	
229	A	Western Mich.	17	3
241	H	Buffalo	17	7
241	H	Buffalo	2	7
241	H	Buffalo	9	2
242	H	Central Mich.	6	7
242	H	Central Mich.	9	6
242	H	Central Mich.	3	2
264	A	Bowling Green	2	0
264	A	Bowling Green	20	4
264	A	Bowling Green	6	0

Average RPI Win: 169		WON-LOST RECORD		WINNING PCT. RANK		LAST 15 GAMES		STRENGTH OF SCHEDULE		OPP. STRENGTH OF SCHEDULE		TEAM RPI		ADJ RPI		CONF. RPI		ADJ CONF. RPI	
DIV. I ONLY		16-32-0		.33333 254		4-11-0		155		66		225		.45828 224		8		8	
DIV. I NON-CONF.		9-21-0		.3 259		0-3-0		207		94		263		.43666 263		6		6	
TOTALS		RPI 1-25		RPI 26-50		W-L RECORDS		RPI 51-100		RPI 101-150		RPI 150+							
16-32-0		1-5-0		0-0-0		OVERALL		4-10-0		3-10-0		8-7-0							
9-15-0		1-3-0		0-0-0		HOME		1-4-0		1-6-0		6-2-0							
6-14-0		0-2-0		0-0-0		AWAY		2-4-0		2-4-0		2-4-0							
1-3-0		0-0-0		0-0-0		NEUTRAL		1-2-0		0-0-0		0-1-0							
9-21-0		0-3-0		0-0-0		NON-CONFERENCE		2-6-0		1-6-0		6-6-0							
6-9-0		0-1-0		0-0-0		HOME		0-2-0		0-4-0		6-2-0							
2-9-0		0-2-0		0-0-		AWAY		1-2-0		1-2-0		0-3-0							
1-3-0		0-0-0		0-0-0		NEUTRAL		1-2-0		0-0-0		0-1-0							
7-11-0		1-2-0		0-0-0		CONFERENCE		2-4-0		2-4-0		2-1-0							
3-6-0		1-2-0		0-0-0		HOME		1-2-0		1-2-0		0-0-0							
4-5-0		0-0-0		0-0-0		AWAY		1-2-0		1-2-0		2-1-0							
0-0-0		0-0-0		0-0-0		NEUTRAL		0-0-0		0-0-0		0-0-0							
RPI S	Opponent		Score		RPI S	Opponent		Score		RPI S	Opponent		Score		RPI S	Opponent		Score	
7 A	Ole Miss		7	9						71 N	Tennessee		4	8	104 A	Cincinnati		4	16
7 H	Ole Miss		0	7						71 N	Tennessee		13	8	104 A	Cincinnati		6	2
12 A	Mississippi St.		1	11						71 N	Tennessee		2	5	104 A	Cincinnati		0	1
25 H	East Carolina		6	5						82 H	UConn		3	2	114 A	Southern Ill.		3	5
25 H	East Carolina		2	8						82 H	UConn		1	10	114 A	Southern Ill.		7	4
25 H	East Carolina		1	8						82 H	UConn		9	11	114 A	Southern Ill.		5	11
										83 H	Austin Peay		7	9	127 H	UCF		6	1
										86 H	Arkansas		4	12	127 H	UCF		2	9
										92 A	Houston		12	4	127 H	UCF		1	7
										92 A	Houston		2	3	131 H	Missouri St.		4	7
										92 A	Houston		2	6	131 H	Missouri St.		7	8
										93 A	Ga. Southern		6	4	131 H	Missouri St.		4	6
										93 A	Ga. Southern		0	5	142 H	Arkansas St.		5	11
										93 A	Ga. Southern		2	3	162 A	Middle Tenn.		2	8
															162 N	Middle Tenn.		1	3
															185 A	South Fla.		4	3
															185 A	South Fla.		5	7
															185 A	South Fla.		8	3
															201 A	Belmont		6	12
															201 H	Belmont		7	8
															205 A	Murray St.		6	10
															261 H	Ark.-Pine Bluff		6	5
															271 H	SIUE		11	5
															271 H	SIUE		4	0
															271 H	SIUE		4	2
															275 H	Eastern Ill.		23	0
															275 H	Eastern Ill.		2	1
LAST 15 GAMES																			
92 A Houston				2	6	201 A Belmont				6	12	271 H SIUE				4	0		
92 A Houston				2	3	104 A Cincinnati				6	2	271 H SIUE				4	2		
92 A Houston				12	4	104 A Cincinnati				4	16	275 H Eastern Ill.				23	0		
82 H UConn				3	2														
82 H UConn				1	10														

Non-Div. I Games:

Memphis

82	H	UConn	9	11
201	H	Belmont	7	8

RPI	S	Opponent	Score	
275	H	Eastern Ill.	9	10

Memphis

M
e
m
p
h
i
s

M
e
m
p
h
i
s

Average RPI Win: 206		WON-LOST	WINNING	LAST 15	STRENGTH OF		OPP. STRENGTH	TEAM	ADJ		CONF.	ADJ CONF.
Average RPI Loss: 106		RECORD	PCT. RANK	GAMES	SCHEDULE		OF SCHEDULE	RPI	RPI		RPI	RPI
DIV. I ONLY		15-30-0	.33333	254	5-10-0		150	136	224		13	13
DIV. I NON-CONF.		9-10-0	.47368	164	3-0-0		256	211	217		12	12
TOTALS		RPI 1-25	RPI 26-50		W-L RECORDS		RPI 51-100		RPI 101-150		RPI 150+	
15-30-0		0-1-0	0-6-0		OVERALL		2-12-0		2-3-0		11-8-0	
8-14-0		0-0-0	0-0-0		HOME		1-9-0		0-1-0		7-4-0	
7-16-0		0-1-0	0-6-0		AWAY		1-3-0		2-2-0		4-4-0	
0-0-0		0-0-0	0-0-0		NEUTRAL		0-0-0		0-0-0		0-0-0	
9-10-0		0-1-0	0-0-0		NON-CONFERENCE		1-4-0		1-1-0		7-4-0	
4-5-0		0-0-0	0-0-0		HOME		0-1-0		0-1-0		4-3-0	
5-5-0		0-1-0	0-0-		AWAY		1-3-0		1-0-0		3-1-0	
0-0-0		0-0-0	0-0-0		NEUTRAL		0-0-0		0-0-0		0-0-0	
6-20-0		0-0-0	0-6-0		CONFERENCE		1-8-0		1-2-0		4-4-0	
4-9-0		0-0-0	0-0-0		HOME		1-8-0		0-0-0		3-1-0	
2-11-0		0-0-0	0-6-0		AWAY		0-0-0		1-2-0		1-3-0	
0-0-0		0-0-0	0-0-0		NEUTRAL		0-0-0		0-0-0		0-0-0	
RPI S	Opponent	Score	RPI S	Opponent	Score	RPI S	Opponent	Score	RPI S	Opponent	Score	
4 A	Texas A&M	3 13	36 A	Southeastern La.	1 3	56 H	Michigan St.	3 9	103 A	SFA	2 3	
			36 A	Southeastern La.	0 4	70 H	New Orleans	2 4	103 A	SFA	11 9	
			36 A	Southeastern La.	0 5	70 H	New Orleans	6 9	103 A	SFA	6 7	
			43 A	Northwestern St.	2 4	70 H	New Orleans	3 7	127 H	UCF	3 4	
			43 A	Northwestern St.	3 4	73 H	Lamar	1 5	132 A	Texas	5 0	
			43 A	Northwestern St.	5 6	73 H	Lamar	12 15	161 A	Texas St.	1 4	
						73 H	Lamar	0 1	161 H	Texas St.	0 11	
						78 H	Sam Houston St.	2 1	171 A	UTSA	12 4	
						78 H	Sam Houston St.	3 5	171 H	UTSA	3 6	
						78 H	Sam Houston St.	1 6	177 H	Houston Baptist	5 4	
						88 A	UT Arlington	8 6	204 H	Nicholls St.	8 0	
						88 A	UT Arlington	1 7	204 H	Nicholls St.	5 4	
						88 A	UT Arlington	2 6	204 H	Nicholls St.	1 4	
						88 A	UT Arlington	4 10	216 A	Abilene Christian	0 4	
									216 A	Abilene Christian	0 4	
									216 A	Abilene Christian	11 4	
									273 A	Incarnate Word	4 5	
									285 A	UTRGV	9 2	
									285 A	UTRGV	6 3	
									285 H	UTRGV	3 0	
									285 H	UTRGV	5 4	
									292 H	Chicago St.	8 6	
									292 H	Chicago St.	1 7	
									292 H	Chicago St.	6 2	
LAST 15 GAMES			78 H	Sam Houston St.	3 5	171 A	UTSA	12 4				
			78 H	Sam Houston St.	2 1	70 H	New Orleans	2 4				
			78 H	Sam Houston St.	1 6	70 H	New Orleans	6 9				
			285 H	UTRGV	3 0							
			43 A	Northwestern St.	5 6							

Non-Div. I Games: Houston-Victoria 15 5 Houston-Victoria 5 9

A&M-Corpus Christi

43 A Northwestern St.	3	4
43 A Northwestern St.	2	4

A
&
M
-
C
o
r
p
u
s
C
h
r
i
s
t
i

A
&
M
-
C
o
r
p
u
s
C
h
r
i
s
t
i

Average RPI Win:		206	WON-LOST RECORD		WINNING PCT. RANK		LAST 15 GAMES		STRENGTH OF SCHEDULE		OPP. STRENGTH OF SCHEDULE		TEAM RPI		ADJ RPI		CONF. RPI		ADJ CONF. RPI				
Average RPI Loss:		146																					
DIV. I ONLY			20-25-0		.44444	198		5-10-0		238		143		226		.45579	226		17		17		
DIV. I NON-CONF.			17-14-0		.54839	119		3-1-0		240		147		185		.47995	185		17		17		
TOTALS		RPI 1-25		RPI 26-50		W-L RECORDS		RPI 51-100		RPI 101-150		RPI 150+											
20-25-0		0-2-0		0-3-0		OVERALL		0-0-0		4-8-0		16-12-0											
15-12-0		0-1-0		0-0-0		HOME		0-0-0		3-5-0		12-6-0											
5-13-0		0-1-0		0-3-0		AWAY		0-0-0		1-3-0		4-6-0											
0-0-0		0-0-0		0-0-0		NEUTRAL		0-0-0		0-0-0		0-0-0											
17-14-0		0-2-0		0-3-0		NON-CONFERENCE		0-0-0		2-4-0		15-5-0											
13-8-0		0-1-0		0-0-0		HOME		0-0-0		1-4-0		12-3-0											
4-6-0		0-1-0		0-0-		AWAY		0-0-0		1-0-0		3-2-0											
0-0-0		0-0-0		0-0-0		NEUTRAL		0-0-0		0-0-0		0-0-0											
3-11-0		0-0-0		0-0-0		CONFERENCE		0-0-0		2-4-0		1-7-0											
2-4-0		0-0-0		0-0-0		HOME		0-0-0		2-1-0		0-3-0											
1-7-0		0-0-0		0-0-0		AWAY		0-0-0		0-3-0		1-4-0											
0-0-0		0-0-0		0-0-0		NEUTRAL		0-0-0		0-0-0		0-0-0											
RPI	S	Opponent		Score		RPI	S	Opponent		Score		RPI	S	Opponent		Score		RPI	S	Opponent		Score	
5	A	South Carolina		1	4	45	A	Kentucky		3	5			110	H	Xavier		2	3				
5	H	South Carolina		6	12	45	A	Kentucky		1	3			110	H	Xavier		1	6				
						45	A	Kentucky		0	3			110	H	Xavier		7	8				
														112	H	FGCU		13	15				
														112	H	FGCU		21	18				
														112	H	FGCU		7	3				
														134	A	Furman		11	3				
														134	H	Furman		8	2				
														135	H	Evansville		2	5				
														146	A	Stetson		2	9				
														146	A	Stetson		5	9				
														146	A	Stetson		3	9				
														155	A	Gardner-Webb		3	0				
														155	H	Gardner-Webb		7	4				
														157	H	Monmouth		7	1				
														172	A	Wofford		3	6				
														172	H	Wofford		2	0				
														175	H	Stony Brook		8	6				
														178	H	Kennesaw St.		5	6				
														178	H	Kennesaw St.		6	8				
														178	H	Kennesaw St.		9	14				
														181	H	Presbyterian		5	6				
														194	H	Radford		5	7				
														194	H	Radford		2	13				
														210	A	Lipscomb		4	5				
														210	A	Lipscomb		7	6				
														210	A	Lipscomb		6	7				
						LAST 15 GAMES																	
								112	H	FGCU	13	15	260	H	Charleston So.	11	6						
								112	H	FGCU	21	18	134	H	Furman	8	2						
								112	H	FGCU	7	3	178	H	Kennesaw St.	9	14						
								5	A	South Carolina	1	4											
								146	A	Stetson	2	9											

Non-Div. I Games:

USC Upstate

146	A	Stetson	3	9
146	A	Stetson	5	9

RPI	S	Opponent	Score	
236	A	The Citadel	7	1
236	H	The Citadel	14	1
240	H	Rider	10	3
250	H	Dayton	6	4
260	A	Charleston So.	1	3
260	H	Charleston So.	11	6
265	A	NJIT	6	8
265	A	NJIT	2	4
267	H	Lafayette	8	4
267	H	Lafayette	8	7
276	H	George Mason	5	4
282	A	UNC Asheville	9	3
282	H	UNC Asheville	9	3

Average RPI Win:		212	WON-LOST RECORD		WINNING PCT. RANK		LAST 15 GAMES		STRENGTH OF SCHEDULE		OPP. STRENGTH OF SCHEDULE		TEAM RPI		ADJ RPI		CONF. RPI		ADJ CONF. RPI				
Average RPI Loss:		149																					
DIV. I ONLY			15-28-0		.34884	250	6-7-0		181		249		227		.45576	227	22		22				
DIV. I NON-CONF.			3-16-0		.15789	288	0-1-0		82		197		258		.43963	258	24		24				
TOTALS		RPI 1-25		RPI 26-50		W-L RECORDS		RPI 51-100		RPI 101-150		RPI 150+											
15-28-0		0-2-0		0-5-0		OVERALL		1-3-0		0-0-0		14-18-0											
7-6-0		0-0-0		0-0-0		HOME		0-0-0		0-0-0		7-6-0											
8-16-0		0-2-0		0-3-0		AWAY		1-2-0		0-0-0		7-9-0											
0-6-0		0-0-0		0-2-0		NEUTRAL		0-1-0		0-0-0		0-3-0											
3-16-0		0-2-0		0-5-0		NON-CONFERENCE		0-1-0		0-0-0		3-8-0											
1-0-0		0-0-0		0-0-0		HOME		0-0-0		0-0-0		1-0-0											
2-10-0		0-2-0		0-0-		AWAY		0-0-0		0-0-0		2-5-0											
0-6-0		0-0-0		0-2-0		NEUTRAL		0-1-0		0-0-0		0-3-0											
12-12-0		0-0-0		0-0-0		CONFERENCE		1-2-0		0-0-0		11-10-0											
6-6-0		0-0-0		0-0-0		HOME		0-0-0		0-0-0		6-6-0											
6-6-0		0-0-0		0-0-0		AWAY		1-2-0		0-0-0		5-4-0											
0-0-0		0-0-0		0-0-0		NEUTRAL		0-0-0		0-0-0		0-0-0											
RPI	S	Opponent		Score		RPI	S	Opponent		Score		RPI	S	Opponent		Score							
12	A	Mississippi St.		5	15	28	A	UNCW		5	15	74	A	Oral Roberts		3	2	160	A	Sacramento St.		3	11
12	A	Mississippi St.		4	17	31	N	Fla. Atlantic		2	4	74	A	Oral Roberts		1	9	160	A	Sacramento St.		7	10
						31	N	Fla. Atlantic		5	11	74	A	Oral Roberts		3	13	160	N	Sacramento St.		0	4
						32	A	Creighton		5	6	77	N	VCU		8	14	169	H	North Dakota St.		5	2
						34	A	Minnesota		3	7							169	H	North Dakota St.		11	3
																		169	H	North Dakota St.		14	7
																		179	A	Omaha		9	10
																		179	A	Omaha		1	4
																		179	A	Omaha		15	3
																		179	H	Omaha		9	4
																		179	H	Omaha		6	19
																		179	H	Omaha		3	10
																		199	N	Eastern Ky.		1	10
																		199	N	Eastern Ky.		4	6
																		214	A	UC Davis		4	5
																		221	A	Pacific		2	5
																		232	A	IPFW		10	6
																		232	A	IPFW		18	5
																		232	A	IPFW		9	3
																		232	H	IPFW		13	12
																		232	H	IPFW		7	18
																		232	H	IPFW		5	7
																		257	A	Western Ill.		2	3
																		257	A	Western Ill.		0	2
																		257	A	Western Ill.		11	3
																		257	H	Western Ill.		6	3
																		257	H	Western Ill.		1	5
LAST 15 GAMES						LAST 15 GAMES						LAST 15 GAMES						LAST 15 GAMES					
						232	H	IPFW		7	18	179	A	Omaha		15	3	257	A	Western Ill.		2	3
						232	H	IPFW		5	7	179	A	Omaha		1	4	257	A	Western Ill.		0	2
						232	H	IPFW		13	12	169	H	North Dakota St.		5	2	257	A	Western Ill.		11	3
						257	H	Western Ill.		1	3							257	H	Western Ill.		6	3
						257	H	Western Ill.		6	3							257	H	Western Ill.		1	5

Non-Div. I Games: Dakota St. 12 6 Dakota Wesleyan 7 4 Mayville St. 8 1 South Dakota St.

257 H Western Ill.	1	5
179 A Omaha	9	10

RPI	S	Opponent	Score	
257	H	Western Ill.	1	3
258	A	Northern Colo.	11	3
258	A	Northern Colo.	6	7
258	A	Northern Colo.	8	3
284	H	North Dakota	5	3

South Dakota St.

S
o
u
t
h
D
a
k
o
t
a
S
t
.

S
o
u
t
h
D
a
k
o
t
a
S
t
.

Average RPI Win:	200	WON-LOST	WINNING	LAST 15	STRENGTH OF	OPP. STRENGTH	TEAM	ADJ	CONF.	ADJ CONF.	
Average RPI Loss:	186	RECORD	PCT. RANK	GAMES	SCHEDULE	OF SCHEDULE	RPI	RPI	RPI	RPI	
DIV. I ONLY	21-25-0	.45652	186	7-8-0	271	227	228	.45548	228	23	23
DIV. I NON-CONF.	15-13-0	.53571	131	5-1-0	270	188	176	.48662	176	22	22
TOTALS	RPI 1-25	RPI 26-50	W-L RECORDS	RPI 51-100	RPI 101-150	RPI 150+					
21-25-0	0-0-0	0-0-0	OVERALL	3-5-0	3-2-0	15-18-0					
7-12-0	0-0-0	0-0-0	HOME	0-4-0	1-0-0	6-8-0					
12-12-0	0-0-0	0-0-0	AWAY	3-1-0	2-2-0	7-9-0					
2-1-0	0-0-0	0-0-0	NEUTRAL	0-0-0	0-0-0	2-1-0					
15-13-0	0-0-0	0-0-0	NON-CONFERENCE	3-2-0	3-2-0	9-9-0					
3-4-0	0-0-0	0-0-0	HOME	0-1-0	1-0-0	2-3-0					
10-8-0	0-0-0	0-0-	AWAY	3-1-0	2-2-0	5-5-0					
2-1-0	0-0-0	0-0-0	NEUTRAL	0-0-0	0-0-0	2-1-0					
6-12-0	0-0-0	0-0-0	CONFERENCE	0-3-0	0-0-0	6-9-0					
4-8-0	0-0-0	0-0-0	HOME	0-3-0	0-0-0	4-5-0					
2-4-0	0-0-0	0-0-0	AWAY	0-0-0	0-0-0	2-4-0					
0-0-0	0-0-0	0-0-0	NEUTRAL	0-0-0	0-0-0	0-0-0					
RPI S Opponent	Score	RPI S Opponent	Score	RPI S Opponent	Score	RPI S Opponent	Score				
				72 A Notre Dame	1 2	122 A UAB	6 15				
				72 A Notre Dame	9 1	122 A UAB	2 7				
				72 A Notre Dame	8 5	122 A UAB	2 1				
				75 H Kent St.	5 6	133 A Morehead St.	5 3				
				75 H Kent St.	0 8	133 H Morehead St.	15 3				
				75 H Kent St.	0 6	168 A Ball St.	3 20				
				80 A Marshall	4 1	168 A Ball St.	14 17				
				100 H Ohio St.	3 6	168 A Ball St.	12 6				
						172 A Wofford	3 6				
						172 A Wofford	16 2				
						172 A Wofford	3 5				
						172 A Wofford	5 6				
						178 A Kennesaw St.	7 8				
						199 A Eastern Ky.	10 4				
						223 H Northern Ill.	4 2				
						223 H Northern Ill.	1 3				
						223 H Northern Ill.	0 2				
						232 H IPFW	7 2				
						232 H IPFW	1 7				
						232 H IPFW	5 0				
						234 H Northern Ky.	6 7				
						241 H Buffalo	6 5				
						241 H Buffalo	3 9				
						241 H Buffalo	3 1				
						242 H Central Mich.	2 8				
						242 H Central Mich.	5 4				
						242 H Central Mich.	11 13				
						72 A Notre Dame	9 1				
						242 H Central Mich.	5 4				
						242 H Central Mich.	2 8				
						133 A Morehead St.	5 3				
						72 A Notre Dame	9 1				
						242 H Central Mich.	11 13				
						242 H Central Mich.	5 4				
						242 H Central Mich.	2 8				
						133 A Morehead St.	5 3				
						72 A Notre Dame	9 1				

Non-Div. I Games:

Ohio

72	A	Notre Dame	8	5
72	A	Notre Dame	1	2

RPI	S	Opponent	Score	
250	A	Dayton	4	3
252	H	Youngstown St.	5	8
264	A	Bowling Green	4	5
264	A	Bowling Green	10	5
264	A	Bowling Green	2	6
280	N	Purdue	9	2
280	N	Purdue	4	5
280	N	Purdue	6	4
282	A	UNC Asheville	14	8
282	A	UNC Asheville	12	5
282	A	UNC Asheville	5	7

Average RPI Win:	201	WON-LOST	WINNING	LAST 15	STRENGTH OF	OPP. STRENGTH	TEAM	ADJ	CONF.	ADJ CONF.	
Average RPI Loss:	166	RECORD	PCT. RANK	GAMES	SCHEDULE	OF SCHEDULE	RPI	RPI	RPI	RPI	
DIV. I ONLY	15-27-0	.35714	244	7-8-0	223	244	229	.45541	229	23	23
DIV. I NON-CONF.	3-17-0	.15	291	0-2-0	223	231	286	.4052	285	22	22
<hr/>											
TOTALS	RPI 1-25	RPI 26-50		W-L RECORDS		RPI 51-100		RPI 101-150		RPI 150+	
15-27-0	0-1-0	0-0-0		OVERALL		1-3-0		1-6-0		13-17-0	
5-4-0	0-0-0	0-0-0		HOME		0-0-0		0-1-0		5-3-0	
8-19-0	0-1-0	0-0-0		AWAY		1-3-0		0-3-0		7-12-0	
2-4-0	0-0-0	0-0-0		NEUTRAL		0-0-0		1-2-0		1-2-0	
<hr/>											
3-17-0	0-1-0	0-0-0		NON-CONFERENCE		0-1-0		1-6-0		2-9-0	
0-1-0	0-0-0	0-0-0		HOME		0-0-0		0-1-0		0-0-0	
1-12-0	0-1-0	0-0-		AWAY		0-1-0		0-3-0		1-7-0	
2-4-0	0-0-0	0-0-0		NEUTRAL		0-0-0		1-2-0		1-2-0	
<hr/>											
12-10-0	0-0-0	0-0-0		CONFERENCE		1-2-0		0-0-0		11-8-0	
5-3-0	0-0-0	0-0-0		HOME		0-0-0		0-0-0		5-3-0	
7-7-0	0-0-0	0-0-0		AWAY		1-2-0		0-0-0		6-5-0	
0-0-0	0-0-0	0-0-0		NEUTRAL		0-0-0		0-0-0		0-0-0	
<hr/>											
RPI S	Opponent	Score		RPI S	Opponent	Score		RPI S	Opponent	Score	
16 A	Georgia Tech	0	13			56 A	Michigan St. 5 6	137 A	Florida A&M	1	2
						75 A	Kent St. 2 13	137 A	Florida A&M	0	9
						75 A	Kent St. 5 4	137 A	Florida A&M	5	12
						75 A	Kent St. 7 9	138 H	Valparaiso	4	8
								143 N	Saint Joseph's	8	17
								147 N	Bradley	6	3
								147 N	Bradley	5	16
								154 N	Georgetown	12	5
								156 A	Miami (OH)	6	11
								156 A	Miami (OH)	4	2
								156 A	Miami (OH)	5	3
								162 A	Middle Tenn.	2	3
								168 A	Ball St.	3	13
								168 A	Ball St.	2	7
								168 A	Ball St.	1	21
								169 N	North Dakota St.	2	4
								170 H	Eastern Mich.	7	4
								170 H	Eastern Mich.	3	5
								170 H	Eastern Mich.	6	2
								178 A	Kennesaw St.	4	7
								201 A	Belmont	1	3
								210 A	Lipscomb	0	1
								215 N	Illinois St.	1	2
								217 A	Toledo	3	11
								217 A	Toledo	10	2
								217 A	Toledo	3	1
								218 A	Georgia St.	2	3
<hr/>											
LAST 15 GAMES											
156 A Miami (OH) 4 2				170 H Eastern Mich. 7 4				215 N Illinois St. 1 2			
156 A Miami (OH) 6 11				170 H Eastern Mich. 6 2				217 A Toledo 3 11			
156 A Miami (OH) 5 3				56 A Michigan St. 5 6				217 A Toledo 10 2			
217 A Toledo 3 11								217 A Toledo 3 1			
217 A Toledo 10 2								218 A Georgia St. 2 3			

Non-Div. I Games:

Western Mich.

Western Mich.

217 A Toledo	3	1
170 H Eastern Mich.	3	5

Through Games Of May 9, 2016

RPI	S	Opponent	Score	
223	H	Northern Ill.	2	5
223	H	Northern Ill.	3	17
223	H	Northern Ill.	15	12
264	A	Bowling Green	3	2
264	A	Bowling Green	11	0
264	H	Bowling Green	6	5
264	H	Bowling Green	1	0
279	A	Butler	2	0
279	A	Butler	3	7
292	A	Chicago St.	3	6

Western Mich.

W
e
s
t
e
r
n
M
i
c
h
.

W
e
s
t
e
r
n
M
i
c
h
.

H
a
r
v
a
r
d

Harvard

239	H	Brown	0	6
239	H	Brown	6	0

RPI	S	Opponent	Score	
255	N	Army West Point	12	13
255	N	Army West Point	4	6
255	N	Army West Point	5	3
263	N	Massachusetts	5	1
263	N	Massachusetts	9	5
263	N	Massachusetts	2	6
291	N	Saint Peter's	7	1

Average RPI Win: 205		WON-LOST	WINNING	LAST 15	STRENGTH OF		OPP. STRENGTH	TEAM	ADJ		CONF.	ADJ CONF.
Average RPI Loss: 180		RECORD	PCT. RANK	GAMES	SCHEDULE		OF SCHEDULE	RPI	RPI		RPI	RPI
DIV. I ONLY		19-22-0	.46341	180	6-9-0		268	230	231		25	25
DIV. I NON-CONF.		9-12-0	.42857	192	1-1-0		260	239	241		21	21
TOTALS		RPI 1-25	RPI 26-50		W-L RECORDS		RPI 51-100		RPI 101-150		RPI 150+	
19-22-0		0-0-0	0-0-0		OVERALL		2-5-0		2-1-0		15-16-0	
10-7-0		0-0-0	0-0-0		HOME		0-0-0		2-1-0		8-6-0	
8-11-0		0-0-0	0-0-0		AWAY		2-5-0		0-0-0		6-6-0	
1-4-0		0-0-0	0-0-0		NEUTRAL		0-0-0		0-0-0		1-4-0	
9-12-0		0-0-0	0-0-0		NON-CONFERENCE		1-2-0		2-1-0		6-9-0	
4-3-0		0-0-0	0-0-0		HOME		0-0-0		2-1-0		2-2-0	
4-5-0		0-0-0	0-0-		AWAY		1-2-0		0-0-0		3-3-0	
1-4-0		0-0-0	0-0-0		NEUTRAL		0-0-0		0-0-0		1-4-0	
10-10-0		0-0-0	0-0-0		CONFERENCE		1-3-0		0-0-0		9-7-0	
6-4-0		0-0-0	0-0-0		HOME		0-0-0		0-0-0		6-4-0	
4-6-0		0-0-0	0-0-0		AWAY		1-3-0		0-0-0		3-3-0	
0-0-0		0-0-0	0-0-0		NEUTRAL		0-0-0		0-0-0		0-0-0	
RPI S	Opponent	Score	RPI S	Opponent	Score	RPI S	Opponent	Score	RPI S	Opponent	Score	
						64 A	North Florida	3 2	108 H	Binghamton	0 7	
						64 A	North Florida	3 5	108 H	Binghamton	6 2	
						64 A	North Florida	5 17	108 H	Binghamton	1 0	
						89 A	Princeton	5 2	154 N	Georgetown	2 4	
						89 A	Princeton	2 7	154 N	Georgetown	1 9	
						89 A	Princeton	1 5	154 N	Georgetown	6 11	
						89 A	Princeton	1 3	176 N	Holy Cross	4 3	
									176 N	Holy Cross	3 5	
									189 A	Columbia	7 4	
									189 A	Columbia	8 9	
									189 H	Columbia	2 4	
									189 H	Columbia	1 3	
									208 H	Yale	3 2	
									208 H	Yale	19 3	
									220 A	Dartmouth	11 1	
									220 A	Dartmouth	1 2	
									230 A	Harvard	6 5	
									230 A	Harvard	2 3	
									239 H	Brown	5 8	
									239 H	Brown	3 1	
									244 A	Lehigh	11 4	
									246 H	Cornell	13 2	
									246 H	Cornell	16 5	
									246 H	Cornell	3 2	
									246 H	Cornell	4 7	
									247 A	Villanova	1 6	
									247 H	Villanova	4 9	
		LAST 15 GAMES										
						189 A	Columbia	8 9	246 H	Cornell	4 7	
						189 A	Columbia	7 4	268 H	La Salle	7 3	
						189 H	Columbia	2 4	89 A	Princeton	1 5	
						189 H	Columbia	1 3				
						246 H	Cornell	16 5				

Non-Div. I Games:

Penn

Penn

246	H	Cornell	3	2
246	H	Cornell	13	2

Through Games Of May 9, 2016

RPI	S	Opponent	Score	
267	A	Lafayette	6	5
267	A	Lafayette	12	2
267	A	Lafayette	4	5
267	H	Lafayette	1	3
267	H	Lafayette	7	5
268	H	La Salle	7	3
281	A	NYIT	5	6

Penn

P
e
n
n

P
e
n
n

Average RPI Win: 217		WON-LOST RECORD	WINNING PCT. RANK	LAST 15 GAMES	STRENGTH OF SCHEDULE	OPP. STRENGTH OF SCHEDULE	TEAM RPI	ADJ RPI	CONF. RPI	ADJ CONF. RPI		
Average RPI Loss: 187												
DIV. I ONLY		19-24-0	.44186 200	8-5-0	286	253	232	.45453 232	22	22		
DIV. I NON-CONF.		11-8-0	.57895 103	1-0-0	300	288	202	.47362 202	24	24		
<hr/>												
TOTALS		RPI 1-25		RPI 26-50		W-L RECORDS		RPI 51-100		RPI 101-150	RPI 150+	
19-24-0		0-0-0		0-0-0		OVERALL		2-4-0		3-1-0 14-19-0		
3-7-0		0-0-0		0-0-0		HOME		1-2-0		0-0-0 2-5-0		
16-17-0		0-0-0		0-0-0		AWAY		1-2-0		3-1-0 12-14-0		
0-0-0		0-0-0		0-0-0		NEUTRAL		0-0-0		0-0-0 0-0-0		
11-8-0		0-0-0		0-0-0		NON-CONFERENCE		0-0-0		3-1-0 8-7-0		
1-0-0		0-0-0		0-0-0		HOME		0-0-0		0-0-0 1-0-0		
10-8-0		0-0-0		0-0-		AWAY		0-0-0		3-1-0 7-7-0		
0-0-0		0-0-0		0-0-0		NEUTRAL		0-0-0		0-0-0 0-0-0		
8-16-0		0-0-0		0-0-0		CONFERENCE		2-4-0		0-0-0 6-12-0		
2-7-0		0-0-0		0-0-0		HOME		1-2-0		0-0-0 1-5-0		
6-9-0		0-0-0		0-0-0		AWAY		1-2-0		0-0-0 5-7-0		
0-0-0		0-0-0		0-0-0		NEUTRAL		0-0-0		0-0-0 0-0-0		
RPI S	Opponent	Score	RPI S	Opponent	Score	RPI S	Opponent	Score	RPI S	Opponent	Score	
						74 A	Oral Roberts	6 3	115 A	Little Rock	9 7	
						74 A	Oral Roberts	0 15	115 A	Little Rock	9 6	
						74 A	Oral Roberts	2 5	115 A	Little Rock	6 8	
						74 H	Oral Roberts	4 2	115 A	Little Rock	4 2	
						74 H	Oral Roberts	4 10	169 A	North Dakota St.	1 7	
						74 H	Oral Roberts	6 14	169 A	North Dakota St.	5 15	
									169 A	North Dakota St.	6 12	
									179 A	Omaha	7 14	
									179 A	Omaha	5 9	
									179 A	Omaha	0 7	
									179 H	Omaha	2 3	
									179 H	Omaha	2 0	
									179 H	Omaha	1 3	
									205 A	Murray St.	4 9	
									227 A	South Dakota St.	7 5	
									227 A	South Dakota St.	18 7	
									227 A	South Dakota St.	12 13	
									227 H	South Dakota St.	6 10	
									227 H	South Dakota St.	3 9	
									227 H	South Dakota St.	5 18	
									228 A	Ohio	2 7	
									228 A	Ohio	7 1	
									228 A	Ohio	0 5	
						74 H	Oral Roberts	4 10	257 A	Western Ill.	8 1	
						74 H	Oral Roberts	4 2	257 A	Western Ill.	11 5	
						257 A	Western Ill.	8 1	257 A	Western Ill.	9 1	
									266 A	UT Martin	6 5	
<hr/>												
Non-Div. I Games:		St. Francis (IN)	3 2	Ind.-South Bend		10 0	Cleary		5 1	Goshen		10 2

IPFW

179	H	Omaha	2	0
74	H	Oral Roberts	6	14

RPI	S	Opponent	Score	
266	A	UT Martin	4	2
266	A	UT Martin	2	3
266	A	UT Martin	7	12
279	A	Butler	1	4
279	H	Butler	1	0
292	A	Chicago St.	5	4
297	A	Alabama A&M	4	6
297	A	Alabama A&M	7	6
297	A	Alabama A&M	8	1
297	A	Alabama A&M	9	7

Average RPI Win:	247	WON-LOST	WINNING	LAST 15	STRENGTH OF	OPP. STRENGTH	TEAM	ADJ	CONF.	ADJ CONF.	
Average RPI Loss:	189	RECORD	PCT. RANK	GAMES	SCHEDULE	OF SCHEDULE	RPI	RPI	RPI	RPI	
DIV. I ONLY	23-19-1	.54651	110	7-8-0	296	247	233	.45451	233	24	24
DIV. I NON-CONF.	15-9-1	.62	76	3-2-0	299	269	221	.46627	221	25	25
TOTALS	RPI 1-25	RPI 26-50	W-L RECORDS	RPI 51-100	RPI 101-150	RPI 150+					
23-19-1	0-0-0	0-0-0	OVERALL	0-3-0	0-4-0	23-12-1					
10-5-1	0-0-0	0-0-0	HOME	0-0-0	0-1-0	10-4-1					
7-13-0	0-0-0	0-0-0	AWAY	0-3-0	0-3-0	7-7-0					
6-1-0	0-0-0	0-0-0	NEUTRAL	0-0-0	0-0-0	6-1-0					
15-9-1	0-0-0	0-0-0	NON-CONFERENCE	0-0-0	0-1-0	15-8-1					
4-2-1	0-0-0	0-0-0	HOME	0-0-0	0-1-0	4-1-1					
5-6-0	0-0-0	0-0-	AWAY	0-0-0	0-0-0	5-6-0					
6-1-0	0-0-0	0-0-0	NEUTRAL	0-0-0	0-0-0	6-1-0					
8-10-0	0-0-0	0-0-0	CONFERENCE	0-3-0	0-3-0	8-4-0					
6-3-0	0-0-0	0-0-0	HOME	0-0-0	0-0-0	6-3-0					
2-7-0	0-0-0	0-0-0	AWAY	0-3-0	0-3-0	2-1-0					
0-0-0	0-0-0	0-0-0	NEUTRAL	0-0-0	0-0-0	0-0-0					
RPI S	Opponent	Score	RPI S	Opponent	Score	RPI S	Opponent	Score	RPI S	Opponent	Score
						77 A	VCU	5 6	107 A	Rhode Island	1 4
						77 A	VCU	1 4	107 A	Rhode Island	1 3
						77 A	VCU	2 3	107 A	Rhode Island	3 6
									108 H	Binghamton	2 4
									169 N	North Dakota St.	6 1
									169 N	North Dakota St.	2 0
									190 H	Canisius	8 5
									202 A	James Madison	5 7
									202 A	James Madison	1 4
									222 N	Central Conn. St.	6 2
									222 N	Central Conn. St.	0 3
									222 N	Central Conn. St.	8 1
									235 A	Niagara	3 5
									235 A	Niagara	8 3
									235 H	Niagara	1 1
									235 H	Niagara	3 4
									241 A	Buffalo	6 1
									241 H	Buffalo	2 1
									241 H	Buffalo	9 2
									247 A	Villanova	2 5
									247 A	Villanova	3 7
									249 N	Maine	4 3
									249 N	Maine	9 2
									250 A	Dayton	4 3
									250 A	Dayton	12 13
									250 A	Dayton	6 3
									263 H	Massachusetts	5 3

Non-Div. I Games:

St. Bonaventure

268 H La Salle	6	3
268 H La Salle	3	1

RPI	S	Opponent	Score	
263	H	Massachusetts	2	3
263	H	Massachusetts	7	3
268	H	La Salle	3	1
268	H	La Salle	6	3
268	H	La Salle	5	6
276	H	George Mason	3	4
276	H	George Mason	3	0
276	H	George Mason	16	3
277	H	Bucknell	6	4
290	A	Savannah St.	10	1
290	A	Savannah St.	1	7
290	A	Savannah St.	7	4
290	A	Savannah St.	9	2

St. Bonaventure

S
t
.
B
o
n
a
v
e
n
t
u
r
e

S
t
.
B
o
n
a
v
e
n
t
u
r
e

Average RPI Win:		198	WON-LOST RECORD		WINNING PCT. RANK		LAST 15 GAMES		STRENGTH OF SCHEDULE		OPP. STRENGTH OF SCHEDULE		TEAM RPI		ADJ RPI		CONF. RPI		ADJ CONF. RPI		
DIV. I ONLY			18-31-0		.36735	237	4-11-0		220		236		234		.45431		234	19		19	
DIV. I NON-CONF.			11-12-0		.47826	159	1-2-0		220		264		168		.48975		167	14		14	
TOTALS		RPI 1-25		RPI 26-50		W-L RECORDS		RPI 51-100		RPI 101-150		RPI 150+									
18-31-0		0-0-0		1-0-0		OVERALL		1-8-0		2-4-0		14-19-0									
5-11-0		0-0-0		0-0-0		HOME		0-2-0		0-4-0		5-5-0									
11-18-0		0-0-0		1-0-0		AWAY		1-5-0		2-0-0		7-10-0									
2-2-0		0-0-0		0-0-0		NEUTRAL		0-0-0		0-0-0		2-2-0									
11-12-0		0-0-0		1-0-0		NON-CONFERENCE		0-4-0		0-1-0		10-7-0									
4-1-0		0-0-0		0-0-0		HOME		0-0-0		0-1-0		4-0-0									
5-9-0		0-0-0		1-0-		AWAY		0-4-0		0-0-0		4-5-0									
2-2-0		0-0-0		0-0-0		NEUTRAL		0-0-0		0-0-0		2-2-0									
7-19-0		0-0-0		0-0-0		CONFERENCE		1-4-0		2-3-0		4-12-0									
1-10-0		0-0-0		0-0-0		HOME		0-2-0		0-3-0		1-5-0									
6-9-0		0-0-0		0-0-0		AWAY		1-2-0		2-0-0		3-7-0									
0-0-0		0-0-0		0-0-0		NEUTRAL		0-0-0		0-0-0		0-0-0									
RPI	S	Opponent	Score	RPI	S	Opponent	Score	RPI	S	Opponent	Score	RPI	S	Opponent	Score						
45	A	Kentucky	5 4	53	A	Wright St.	1 12	110	H	Xavier	1 8										
				53	A	Wright St.	3 4	138	A	Valparaiso	9 4										
				53	A	Wright St.	6 4	138	A	Valparaiso	12 4										
				53	H	Wright St.	2 5	138	H	Valparaiso	4 5										
				53	H	Wright St.	3 13	138	H	Valparaiso	1 16										
				85	A	Troy	2 4	138	H	Valparaiso	4 6										
				85	A	Troy	0 5	156	H	Miami (OH)	5 1										
				85	A	Troy	1 6	158	A	Alabama St.	8 5										
				85	A	Troy	3 10	158	A	Alabama St.	6 7										
								158	A	Alabama St.	1 11										
								158	A	Alabama St.	3 9										
								158	A	Oakland	3 4										
								158	A	Oakland	3 5										
								158	H	Oakland	4 12										
								158	H	Oakland	3 6										
								158	H	Oakland	1 6										
								165	A	Milwaukee	0 8										
								165	A	Milwaukee	3 0										
								165	A	Milwaukee	0 6										
								168	A	Ball St.	1 13										
								195	A	Ill.-Chicago	4 5										
								195	A	Ill.-Chicago	2 5										
								195	H	Ill.-Chicago	1 4										
								195	H	Ill.-Chicago	12 6										
								195	H	Ill.-Chicago	3 6										
								228	A	Ohio	7 6										
								243	A	ETSU	21 12										
				LAST 15 GAMES																	
				138	A	Valparaiso	9 4	168	A	Ball St.	1 13	195	H	Ill.-Chicago	1 4						
				138	A	Valparaiso	12 4	53	H	Wright St.	3 13	195	H	Ill.-Chicago	12 6						
				195	A	Ill.-Chicago	2 5	53	H	Wright St.	2 5	195	H	Ill.-Chicago	3 6						
				195	A	Ill.-Chicago	4 5					228	A	Ohio	7 6						
				165	A	Milwaukee	3 0					243	A	ETSU	21 12						

Non-Div. I Games:

Northern Ky.

165 A Milwaukee	0	8
165 A Milwaukee	0	6

RPI	S	Opponent	Score	
243	A	ETSU	3	2
243	A	ETSU	6	7
250	H	Dayton	4	3
252	A	Youngstown St.	1	3
252	A	Youngstown St.	11	5
252	A	Youngstown St.	9	8
257	N	Western Ill.	11	16
257	N	Western Ill.	6	8
257	N	Western Ill.	7	4
257	N	Western Ill.	5	4
262	H	Northwestern	7	1
279	H	Butler	8	3

Average RPI Win: 249		WON-LOST	WINNING	LAST 15	STRENGTH OF		OPP. STRENGTH	TEAM	ADJ	CONF.	ADJ CONF.
Average RPI Loss: 153		RECORD	PCT. RANK	GAMES	SCHEDULE		OF SCHEDULE	RPI	RPI	RPI	RPI
DIV. I ONLY		16-28-1	.36667	239	7-8-0		244	262	235	.45396	235
DIV. I NON-CONF.		5-18-1	.22917	275	1-1-0		64	235	231	.46317	231
TOTALS		RPI 1-25	RPI 26-50		W-L RECORDS		RPI 51-100		RPI 101-150		RPI 150+
16-28-1	0-1-0	0-6-0		OVERALL		0-3-0		1-4-0		15-14-1	
3-5-0	0-0-0	0-0-0		HOME		0-0-0		0-0-0		3-5-0	
12-18-1	0-1-0	0-4-0		AWAY		0-0-0		1-4-0		11-9-1	
1-5-0	0-0-0	0-2-0		NEUTRAL		0-3-0		0-0-0		1-0-0	
5-18-1	0-1-0	0-6-0		NON-CONFERENCE		0-3-0		1-4-0		4-4-1	
1-1-0	0-0-0	0-0-0		HOME		0-0-0		0-0-0		1-1-0	
3-12-1	0-1-0	0-0-		AWAY		0-0-0		1-4-0		2-3-1	
1-5-0	0-0-0	0-2-0		NEUTRAL		0-3-0		0-0-0		1-0-0	
11-10-0	0-0-0	0-0-0		CONFERENCE		0-0-0		0-0-0		11-10-0	
2-4-0	0-0-0	0-0-0		HOME		0-0-0		0-0-0		2-4-0	
9-6-0	0-0-0	0-0-0		AWAY		0-0-0		0-0-0		9-6-0	
0-0-0	0-0-0	0-0-0		NEUTRAL		0-0-0		0-0-0		0-0-0	
RPI S	Opponent	Score	RPI S	Opponent	Score	RPI S	Opponent	Score	RPI S	Opponent	Score
6 A	North Carolina St.	1 7	49 N	Pittsburgh	10 19	60 N	Alabama	4 8	113 A	Penn St.	1 4
			49 N	Pittsburgh	4 5	72 N	Notre Dame	4 5	113 A	Penn St.	4 16
			50 A	BYU	10 14	100 N	Ohio St.	7 10	113 A	Penn St.	4 3
			50 A	BYU	2 14				125 A	Western Caro.	2 10
			50 A	BYU	3 15				125 A	Western Caro.	4 17
			50 A	BYU	1 14				198 A	Fairfield	3 9
									198 A	Fairfield	2 3
									198 A	Fairfield	2 4
									211 H	Manhattan	2 3
									211 H	Manhattan	1 3
									211 H	Manhattan	5 4
									217 N	Toledo	4 3
									233 A	St. Bonaventure	1 1
									233 A	St. Bonaventure	4 3
									233 H	St. Bonaventure	3 8
									233 H	St. Bonaventure	5 3
									240 H	Rider	5 14
									240 H	Rider	3 0
									240 H	Rider	1 9
									245 A	Marist	2 3
									245 A	Marist	7 3
									245 A	Marist	1 12
									254 A	Siena	8 2
									254 A	Siena	8 4
									254 A	Siena	0 8
									269 A	N.C. Central	12 11
									269 A	N.C. Central	10 13
LAST 15 GAMES			211 H	Manhattan	5 4	240 H	Rider	3 0	254 A	Siena	8 2
			211 H	Manhattan	1 3	240 H	Rider	1 9	254 A	Siena	8 4
			211 H	Manhattan	2 3	233 H	St. Bonaventure	5 3	254 A	Siena	0 8
			283 A	Iona	15 5				269 A	N.C. Central	12 11
			283 A	Iona	1 0				269 A	N.C. Central	10 13

Non-Div. I Games:

Niagara

283	A	Iona	18	5
240	H	Rider	5	14

RPI	S	Opponent	Score	
269	A	N.C. Central	6	10
269	A	N.C. Central	3	7
283	A	Iona	18	5
283	A	Iona	1	0
283	A	Iona	15	5
291	A	Saint Peter's	21	2
291	A	Saint Peter's	13	0
291	A	Saint Peter's	11	0

Average RPI Win:	190	WON-LOST	WINNING	LAST 15	STRENGTH OF	OPP. STRENGTH	TEAM	ADJ	CONF.	ADJ CONF.													
Average RPI Loss:	125	RECORD	PCT. RANK	GAMES	SCHEDULE	OF SCHEDULE	RPI	RPI	RPI	RPI													
DIV. I ONLY		16-32-0	.33333	254	3-12-0	136	120	236	.45384	236	16	15											
DIV. I NON-CONF.		10-20-0	.33333	237	0-3-0	184	104	256	.44207	255	18	18											
<hr/>																							
TOTALS	RPI 1-25	RPI 26-50		W-L RECORDS		RPI 51-100		RPI 101-150		RPI 150+													
16-32-0	0-4-0	1-2-0		OVERALL		0-5-0		3-10-0		12-11-0													
12-15-0	0-3-0	1-2-0		HOME		0-3-0		2-4-0		9-3-0													
4-17-0	0-1-0	0-0-0		AWAY		0-2-0		1-6-0		3-8-0													
0-0-0	0-0-0	0-0-0		NEUTRAL		0-0-0		0-0-0		0-0-0													
10-20-0	0-4-0	0-0-0		NON-CONFERENCE		0-5-0		0-4-0		10-7-0													
9-9-0	0-3-0	0-0-0		HOME		0-3-0		0-0-0		9-3-0													
1-11-0	0-1-0	0-0-		AWAY		0-2-0		0-4-0		1-4-0													
0-0-0	0-0-0	0-0-0		NEUTRAL		0-0-0		0-0-0		0-0-0													
6-12-0	0-0-0	1-2-0		CONFERENCE		0-0-0		3-6-0		2-4-0													
3-6-0	0-0-0	1-2-0		HOME		0-0-0		2-4-0		0-0-0													
3-6-0	0-0-0	0-0-0		AWAY		0-0-0		1-2-0		2-4-0													
0-0-0	0-0-0	0-0-0		NEUTRAL		0-0-0		0-0-0		0-0-0													
<hr/>																							
RPI S	Opponent	Score		RPI S	Opponent	Score		RPI S	Opponent	Score													
5 H	South Carolina	3	6	40 H	UNCG	1	14	54 A	Col. of Charleston	0	1	102 A	Mercer	9	8								
9 H	Clemson	1	12	40 H	UNCG	4	7	54 H	Col. of Charleston	1	5	102 A	Mercer	4	11								
9 H	Clemson	4	5	40 H	UNCG	7	5	54 H	Col. of Charleston	9	12	102 A	Mercer	7	8								
14 A	Coastal Caro.	3	4					93 A	Ga. Southern	2	10	125 H	Western Caro.	2	1								
								93 H	Ga. Southern	5	7	125 H	Western Caro.	6	4								
												125 H	Western Caro.	0	11								
												134 H	Furman	1	4								
												134 H	Furman	7	12								
												134 H	Furman	6	9								
												145 A	Charlotte	4	15								
												146 A	Stetson	1	3								
												146 A	Stetson	5	11								
												146 A	Stetson	0	7								
												172 A	Wofford	8	10								
												172 A	Wofford	9	10								
												172 A	Wofford	5	10								
												181 H	Presbyterian	6	7								
												181 H	Presbyterian	2	1								
												181 H	Presbyterian	7	2								
												184 A	Elon	3	8								
												184 A	Elon	3	5								
												184 A	Elon	13	8								
												188 H	Richmond	6	2								
												193 H	Virginia Tech	0	12								
												193 H	Virginia Tech	4	2								
												193 H	Virginia Tech	5	4								
												226 A	USC Upstate	1	14								
<hr/>																							
LAST 15 GAMES																							
102 A Mercer				9				8				125 H Western Caro.				6				4			
102 A Mercer				4				11				125 H Western Caro.				0				11			
102 A Mercer				7				8				125 H Western Caro.				2				1			
134 H Furman				1				4															
134 H Furman				6				9															

Non-Div. I Games:

The Citadel

134	H	Furman	7	12
145	A	Charlotte	4	15

RPI	S	Opponent	Score	
226	H	USC Upstate	1	7
251	A	VMI	3	8
251	A	VMI	10	2
251	A	VMI	4	2
254	H	Siena	6	4
254	H	Siena	3	2
254	H	Siena	14	2
260	A	Charleston So.	1	18
260	H	Charleston So.	4	3

T
h
e
C
i
t
a
d
e
l

T
h
e
C
i
t
a
d
e
l

Average RPI Win: 168		WON-LOST	WINNING	LAST 15	STRENGTH OF		OPP. STRENGTH	TEAM	ADJ	CONF.	ADJ CONF.
Average RPI Loss: 127		RECORD	PCT. RANK	GAMES	SCHEDULE		OF SCHEDULE	RPI	RPI	RPI	RPI
DIV. I ONLY		15-33-0	.3125	268	7-8-0		137	122	237	.45366	237
DIV. I NON-CONF.		6-15-0	.28571	262	1-2-0		242	207	278	.41904	278
TOTALS		RPI 1-25	RPI 26-50		W-L RECORDS		RPI 51-100		RPI 101-150		RPI 150+
15-33-0		1-5-0	2-3-0		OVERALL		0-8-0		5-4-0		7-13-0
9-11-0		0-0-0	2-2-0		HOME		0-3-0		4-2-0		3-4-0
4-17-0		1-4-0	0-0-0		AWAY		0-4-0		1-2-0		2-7-0
2-5-0		0-1-0	0-1-0		NEUTRAL		0-1-0		0-0-0		2-2-0
6-15-0		0-3-0	0-2-0		NON-CONFERENCE		0-2-0		0-0-0		6-8-0
3-5-0		0-0-0	0-1-0		HOME		0-0-0		0-0-0		3-4-0
1-5-0		0-2-0	0-0-		AWAY		0-1-0		0-0-0		1-2-0
2-5-0		0-1-0	0-1-0		NEUTRAL		0-1-0		0-0-0		2-2-0
9-18-0		1-2-0	2-1-0		CONFERENCE		0-6-0		5-4-0		1-5-0
6-6-0		0-0-0	2-1-0		HOME		0-3-0		4-2-0		0-0-0
3-12-0		1-2-0	0-0-0		AWAY		0-3-0		1-2-0		1-5-0
0-0-0		0-0-0	0-0-0		NEUTRAL		0-0-0		0-0-0		0-0-0
RPI S	Opponent	Score	RPI S	Opponent	Score	RPI S	Opponent	Score	RPI S	Opponent	Score
5 A	South Carolina	0 5	29 H	Wake Forest	9 15	61 N	Old Dominion	3 12	115 H	Little Rock	8 7
14 A	Coastal Caro.	2 17	29 N	Wake Forest	7 10	71 A	Tennessee	5 7	115 H	Little Rock	8 7
15 N	Virginia	0 8	39 H	South Ala.	1 8	85 A	Troy	2 3	115 H	Little Rock	3 9
21 A	La.-Lafayette	1 4	39 H	South Ala.	4 3	85 A	Troy	3 4	139 A	La.-Monroe	2 6
21 A	La.-Lafayette	0 7	39 H	South Ala.	4 3	85 A	Troy	7 9	139 A	La.-Monroe	5 4
21 A	La.-Lafayette	6 1				93 H	Ga. Southern	6 8	139 A	La.-Monroe	5 10
						93 H	Ga. Southern	3 13	142 H	Arkansas St.	6 4
						93 H	Ga. Southern	1 5	142 H	Arkansas St.	9 2
									142 H	Arkansas St.	7 9
									161 A	Texas St.	2 4
									161 A	Texas St.	0 16
									161 A	Texas St.	0 4
									164 N	Campbell	4 9
									175 N	Stony Brook	4 0
									184 A	Elon	3 4
									218 A	Georgia St.	0 10
									218 A	Georgia St.	6 5
									218 A	Georgia St.	4 5
									248 H	Quinnipiac	10 7
									248 H	Quinnipiac	2 3
									248 H	Quinnipiac	2 7
									248 H	Quinnipiac	3 4
									264 N	Bowling Green	2 6
									269 A	N.C. Central	1 4
									269 H	N.C. Central	12 1
									282 H	UNC Asheville	3 8
									282 N	UNC Asheville	8 0
			LAST 15 GAMES								
			21 A	La.-Lafayette	1 4	29 N	Wake Forest	7 10			
			21 A	La.-Lafayette	6 1	218 A	Georgia St.	4 5			
			21 A	La.-Lafayette	0 7	218 A	Georgia St.	6 5			
			287 H	N.C. A&T	10 9						
			142 H	Arkansas St.	6 4						

Non-Div. I Games:

Appalachian St.

Appalachian St.

142 H Arkansas St.	9	2
142 H Arkansas St.	7	9

Through Games Of May 9, 2016

RPI	S	Opponent	Score	
287	A	N.C. A&T	7	6
287	H	N.C. A&T	10	9

Appalachian St.

A
P
P
a
l
a
c
h
i
a
n
S
t
.

A
P
P
a
l
a
c
h
i
a
n
S
t
.

Average RPI Win: 195		WON-LOST	WINNING	LAST 15	STRENGTH OF		OPP. STRENGTH	TEAM	ADJ	CONF.	ADJ CONF.
Average RPI Loss: 171		RECORD	PCT. RANK	GAMES	SCHEDULE		OF SCHEDULE	RPI	RPI	RPI	RPI
DIV. I ONLY		17-26-0	.39535	223	3-12-0		219	252	238	.45362	238
DIV. I NON-CONF.		12-10-0	.54545	120	1-2-0		243	262	156	.49388	156
TOTALS		RPI 1-25	RPI 26-50		W-L RECORDS		RPI 51-100		RPI 101-150		RPI 150+
17-26-0	0-2-0	0-0-0		OVERALL		1-3-0		2-2-0		14-19-0	
6-12-0	0-0-0	0-0-0		HOME		1-3-0		2-1-0		3-8-0	
8-13-0	0-2-0	0-0-0		AWAY		0-0-0		0-0-0		8-11-0	
3-1-0	0-0-0	0-0-0		NEUTRAL		0-0-0		0-1-0		3-0-0	
12-10-0	0-2-0	0-0-0		NON-CONFERENCE		0-1-0		0-1-0		12-6-0	
2-4-0	0-0-0	0-0-0		HOME		0-1-0		0-0-0		2-3-0	
7-5-0	0-2-0	0-0-0		AWAY		0-0-0		0-0-0		7-3-0	
3-1-0	0-0-0	0-0-0		NEUTRAL		0-0-0		0-1-0		3-0-0	
5-16-0	0-0-0	0-0-0		CONFERENCE		1-2-0		2-1-0		2-13-0	
4-8-0	0-0-0	0-0-0		HOME		1-2-0		2-1-0		1-5-0	
1-8-0	0-0-0	0-0-0		AWAY		0-0-0		0-0-0		1-8-0	
0-0-0	0-0-0	0-0-0		NEUTRAL		0-0-0		0-0-0		0-0-0	
RPI S	Opponent	Score		RPI S	Opponent	Score		RPI S	Opponent	Score	
12 A	Mississippi St.	2	4					62 H	Hartford	3	4
12 A	Mississippi St.	2	4					62 H	Hartford	6	5
								62 H	Hartford	0	6
								82 H	UConn	2	4
								108 H	Binghamton	8	7
								108 H	Binghamton	0	5
								108 H	Binghamton	2	1
								150 N	San Francisco	1	8
								153 A	Delaware	2	4
								153 A	Delaware	5	3
								175 A	Stony Brook	2	1
								175 A	Stony Brook	0	5
								175 A	Stony Brook	3	5
								176 A	Holy Cross	5	2
								180 A	Santa Clara	1	7
								180 A	Santa Clara	3	0
								180 A	Santa Clara	4	3
								183 A	UMBC	0	1
								183 A	UMBC	5	10
								183 A	UMBC	3	4
								183 H	UMBC	1	2
								183 H	UMBC	3	7
								183 H	UMBC	6	7
								200 H	Albany (NY)	2	5
								200 H	Albany (NY)	2	4
								200 H	Albany (NY)	6	1
								204 N	Nicholls St.	11	2
								204 N	Nicholls St.	9	6
								220 A	Dartmouth	11	6
								230 H	Harvard	4	9
								239 A	Brown	9	8
LAST 15 GAMES											
				183 H	UMBC	6	7	200 H	Albany (NY)	2	4
				183 H	UMBC	1	2	200 H	Albany (NY)	6	1
				183 H	UMBC	3	7	200 H	Albany (NY)	2	5
				249 A	Maine	4	7				
				249 A	Maine	0	1				

Non-Div. I Games:

UMass Lowell

249	A	Maine	1	8
230	H	Harvard	4	9

RPI	S	Opponent	Score	
245	A	Marist	3	6
249	A	Maine	0	1
249	A	Maine	4	7
249	A	Maine	1	8
255	A	Army West Point	7	5
281	H	NYIT	2	8
281	H	NYIT	6	4
281	H	NYIT	1	7
281	H	NYIT	8	0
289	N	Delaware St.	3	0

Brown

Through Games Of May 9, 2016

Average RPI Win: 219		WON-LOST	WINNING	LAST 15	STRENGTH OF		OPP. STRENGTH	TEAM	ADJ	CONF.	ADJ CONF.			
Average RPI Loss: 148		RECORD	PCT. RANK	GAMES	SCHEDULE		OF SCHEDULE	RPI	RPI	RPI	RPI			
DIV. I ONLY		15-24-0	.38462	230	6-9-0		228	229	239	.45319	239	25	25	
DIV. I NON-CONF.		6-13-0	.31579	251	0-3-0		139	195	213	.46879	213	21	21	

TOTALS		RPI 1-25		RPI 26-50		W-L RECORDS		RPI 51-100		RPI 101-150		RPI 150+		
15-24-0		0-0-0		0-1-0		OVERALL		0-8-0		1-3-0		14-12-0		
6-9-0		0-0-0		0-1-0		HOME		0-2-0		0-1-0		6-5-0		
8-13-0		0-0-0		0-0-0		AWAY		0-4-0		1-2-0		7-7-0		
1-2-0		0-0-0		0-0-0		NEUTRAL		0-2-0		0-0-0		1-0-0		
6-13-0		0-0-0		0-1-0		NON-CONFERENCE		0-6-0		1-3-0		5-3-0		
1-4-0		0-0-0		0-1-0		HOME		0-0-0		0-1-0		1-2-0		
4-7-0		0-0-0		0-0-		AWAY		0-4-0		1-2-0		3-1-0		
1-2-0		0-0-0		0-0-0		NEUTRAL		0-2-0		0-0-0		1-0-0		
9-11-0		0-0-0		0-0-0		CONFERENCE		0-2-0		0-0-0		9-9-0		
5-5-0		0-0-0		0-0-0		HOME		0-2-0		0-0-0		5-3-0		
4-6-0		0-0-0		0-0-0		AWAY		0-0-0		0-0-0		4-6-0		
0-0-0		0-0-0		0-0-0		NEUTRAL		0-0-0		0-0-0		0-0-0		
RPI	S	Opponent	Score		RPI	S	Opponent	Score		RPI	S	Opponent	Score	
					33	H	Bryant	3	15	60	N	Alabama	0	2
										72	N	Notre Dame	6	7
										80	A	Marshall	2	3
										80	A	Marshall	0	2
										80	A	Marshall	0	14
										80	A	Marshall	2	7
										89	H	Princeton	7	25
										89	H	Princeton	9	11
												Rhode Island	6	10
												UCF	0	2
												UCF	4	6
												UCF	15	5
												Holy Cross	11	12
												Holy Cross	3	0
												H Holy Cross	2	1
												H Holy Cross	0	9
												Columbia	3	7
												Columbia	2	10
												Yale	10	3
												Yale	4	3
												H Yale	7	4
												H Yale	1	12
												H Dartmouth	0	15
												H Dartmouth	2	0
												H Dartmouth	4	2
												H Dartmouth	3	4
												A Harvard	3	4
												A Harvard	0	6
												A Harvard	6	0
												A Harvard	1	2
												A Penn	8	5
												A Penn	1	3
												H UMass Lowell	8	9
												H Cornell	4	2
												H Cornell	7	6

LAST 15 GAMES														
					208	A	Yale	4	3	230	A	Harvard	1	2
					208	A	Yale	10	3	230	A	Harvard	3	4
					208	H	Yale	1	12	238	H	UMass Lowell	8	9
					208	H	Yale	7	4			H Cornell	4	2
					33	H	Bryant	3	15			H Cornell	7	6

Non-Div. I Games:

Brown

230	A	Harvard	6	0
230	A	Harvard	0	6

RPI	S	Opponent	Score	
254	A	Siena	7	5
254	A	Siena	10	2
277	N	Bucknell	2	0

Brown

B
r
o
w
n

B
r
o
w
n

Average RPI Win: 208		WON-LOST	WINNING	LAST 15	STRENGTH OF	OPP. STRENGTH	TEAM	ADJ	CONF.	ADJ CONF.							
Average RPI Loss: 180		RECORD	PCT. RANK	GAMES	SCHEDULE	OF SCHEDULE	RPI	RPI	RPI	RPI							
DIV. I ONLY		16-28-0	.36364	241	6-9-0	203	273	240	.45265	240	29	29					
DIV. I NON-CONF.		8-18-0	.30769	254	0-3-0	182	254	247	.44849	247	26	26					
<hr/>																	
TOTALS		RPI 1-25	RPI 26-50		W-L RECORDS		RPI 51-100		RPI 101-150		RPI 150+						
16-28-0	0-0-0		0-0-0		OVERALL		1-4-0		2-2-0		13-22-0						
7-6-0	0-0-0		0-0-0		HOME		1-1-0		2-1-0		4-4-0						
8-18-0	0-0-0		0-0-0		AWAY		0-3-0		0-0-0		8-15-0						
1-4-0	0-0-0		0-0-0		NEUTRAL		0-0-0		0-1-0		1-3-0						
<hr/>																	
8-18-0	0-0-0		0-0-0		NON-CONFERENCE		1-4-0		2-2-0		5-12-0						
5-2-0	0-0-0		0-0-0		HOME		1-1-0		2-1-0		2-0-0						
3-13-0	0-0-0		0-0-		AWAY		0-3-0		0-0-0		3-10-0						
0-3-0	0-0-0		0-0-0		NEUTRAL		0-0-0		0-1-0		0-2-0						
<hr/>																	
8-10-0	0-0-0		0-0-0		CONFERENCE		0-0-0		0-0-0		8-10-0						
2-4-0	0-0-0		0-0-0		HOME		0-0-0		0-0-0		2-4-0						
5-5-0	0-0-0		0-0-0		AWAY		0-0-0		0-0-0		5-5-0						
1-1-0	0-0-0		0-0-0		NEUTRAL		0-0-0		0-0-0		1-1-0						
<hr/>																	
RPI	S	Opponent	Score	RPI	S	Opponent	Score	RPI	S	Opponent	Score	RPI	S	Opponent	Score		
								63	A	High Point	4	6	111	H	Sacred Heart	4	2
								63	A	High Point	2	4	111	H	Sacred Heart	4	7
								63	A	High Point	2	10	111	H	Sacred Heart	4	1
								79	H	Rutgers	3	2	143	N	Saint Joseph's	3	5
								89	H	Princeton	2	7	155	A	Gardner-Webb	2	6
								155	A	Gardner-Webb	1	6					
								155	A	Gardner-Webb	2	8					
								155	A	Gardner-Webb	2	3					
								157	A	Monmouth	0	6					
								157	A	Monmouth	3	5					
								157	A	Monmouth	4	8					
								164	A	Campbell	11	8					
								164	A	Campbell	3	12					
								172	A	Wofford	4	12					
								190	H	Canisius	0	1					
								190	H	Canisius	5	3					
								190	H	Canisius	5	15					
								198	A	Fairfield	6	3					
								198	A	Fairfield	1	13					
								198	A	Fairfield	7	6					
226	A	USC Upstate	3	10													
LAST 15 GAMES								235	A	Niagara	14	5					
								235	A	Niagara	0	3					
								235	A	Niagara	9	1					
								235	A	Niagara	0	3					
								244	A	Lehigh	8	9					
								244	H	Lehigh	10	9					
248	A	Quinnipiac	3	1													

Non-Div. I Games:

Rider

Rider

254	H	Siena	2	5
143	N	Saint Joseph's	3	5

Through Games Of May 9, 2016

RPI	S	Opponent	Score	
248	N	Quinnipiac	8	9
248	N	Quinnipiac	5	2
251	A	VMI	1	4
251	A	VMI	2	5
251	A	VMI	2	1
254	H	Siena	2	5
254	H	Siena	0	5
254	H	Siena	20	7
267	N	Lafayette	3	6
268	H	La Salle	5	2
282	N	UNC Asheville	4	19
289	A	Delaware St.	11	7

Rider

R
i
d
e
r

R
i
d
e
r

Average RPI Win: 226		WON-LOST	WINNING	LAST 15	STRENGTH OF		OPP. STRENGTH	TEAM	ADJ		CONF.	ADJ CONF.
Average RPI Loss: 165		RECORD	PCT. RANK	GAMES	SCHEDULE		OF SCHEDULE	RPI	RPI		RPI	RPI
DIV. I ONLY		14-29-0	.32558	264	3-12-0		191	276	242		.4513	241
DIV. I NON-CONF.		8-14-0	.36364	228	1-2-0		175	296	201		.47466	201
TOTALS		RPI 1-25	RPI 26-50		W-L RECORDS		RPI 51-100		RPI 101-150		RPI 150+	
14-29-0		0-0-0	0-3-0		OVERALL		0-3-0		0-1-0		14-22-0	
3-9-0		0-0-0	0-0-0		HOME		0-0-0		0-0-0		3-9-0	
11-18-0		0-0-0	0-3-0		AWAY		0-3-0		0-1-0		11-11-0	
0-2-0		0-0-0	0-0-0		NEUTRAL		0-0-0		0-0-0		0-2-0	
8-14-0		0-0-0	0-3-0		NON-CONFERENCE		0-0-0		0-1-0		8-10-0	
1-2-0		0-0-0	0-0-0		HOME		0-0-0		0-0-0		1-2-0	
7-10-0		0-0-0	0-0-		AWAY		0-0-0		0-1-0		7-6-0	
0-2-0		0-0-0	0-0-0		NEUTRAL		0-0-0		0-0-0		0-2-0	
6-15-0		0-0-0	0-0-0		CONFERENCE		0-3-0		0-0-0		6-12-0	
2-7-0		0-0-0	0-0-0		HOME		0-0-0		0-0-0		2-7-0	
4-8-0		0-0-0	0-0-0		AWAY		0-3-0		0-0-0		4-5-0	
0-0-0		0-0-0	0-0-0		NEUTRAL		0-0-0		0-0-0		0-0-0	
RPI S	Opponent	Score	RPI S	Opponent	Score	RPI S	Opponent	Score	RPI S	Opponent	Score	
			45 A	Kentucky	1 5	75 A	Kent St.	4 5	140 A	Navy	2 6	
			45 A	Kentucky	8 9	75 A	Kent St.	2 12	156 H	Miami (OH)	6 7	
			45 A	Kentucky	3 14	75 A	Kent St.	0 5	156 H	Miami (OH)	0 3	
									156 H	Miami (OH)	0 6	
									166 N	Air Force	0 13	
									168 H	Ball St.	6 9	
									168 H	Ball St.	4 3	
									168 H	Ball St.	2 4	
									170 H	Eastern Mich.	12 4	
									170 H	Eastern Mich.	1 2	
									170 H	Eastern Mich.	3 4	
									173 A	Northeastern	4 8	
									173 A	Northeastern	0 1	
									173 A	Northeastern	6 3	
									190 A	Canisius	5 9	
									190 A	Canisius	5 4	
									190 H	Canisius	1 3	
									190 H	Canisius	4 2	
									191 A	Davidson	0 5	
									217 A	Toledo	2 3	
									217 A	Toledo	13 7	
									217 A	Toledo	6 4	
									223 A	Northern Ill.	7 2	
									223 A	Northern Ill.	2 9	
									223 A	Northern Ill.	7 17	
									228 A	Ohio	5 6	
									228 A	Ohio	1 3	
LAST 15 GAMES												
			75 A	Kent St.	2 12	233 H	St. Bonaventure	1 6				
			75 A	Kent St.	0 5	223 A	Northern Ill.	7 17				
			75 A	Kent St.	4 5	223 A	Northern Ill.	2 9				
			190 H	Canisius	4 2							
			168 H	Ball St.	6 9							

Non-Div. I Games:

Buffalo

168 H Ball St.	4	3
168 H Ball St.	2	4

RPI	S	Opponent	Score	
228	A	Ohio	9	3
233	A	St. Bonaventure	2	9
233	A	St. Bonaventure	1	2
233	H	St. Bonaventure	1	6
245	N	Marist	3	8
266	A	UT Martin	15	8
266	A	UT Martin	5	3
266	A	UT Martin	8	5
295	A	Mt. St. Mary's	15	0
295	A	Mt. St. Mary's	2	0

Average RPI Win:		200	WON-LOST RECORD		WINNING PCT. RANK		LAST 15 GAMES		STRENGTH OF SCHEDULE		OPP. STRENGTH OF SCHEDULE		TEAM RPI		ADJ RPI		CONF. RPI		ADJ CONF. RPI				
DIV. I ONLY			14-33-0		.29787 274		8-7-0		161		201		243		.45129 242		23		23				
DIV. I NON-CONF.			5-22-0		.18519 283		2-1-0		125		123		259		.43947 259		22		22				
TOTALS		RPI 1-25		RPI 26-50		W-L RECORDS		RPI 51-100		RPI 101-150		RPI 150+											
14-33-0		0-1-0		0-1-0		OVERALL		1-11-0		0-8-0		13-12-0											
5-6-0		0-0-0		0-0-0		HOME		1-2-0		0-0-0		4-4-0											
6-20-0		0-1-0		0-0-0		AWAY		0-5-0		0-7-0		6-7-0											
3-7-0		0-0-0		0-1-0		NEUTRAL		0-4-0		0-1-0		3-1-0											
5-22-0		0-1-0		0-1-0		NON-CONFERENCE		0-9-0		0-8-0		5-3-0											
1-0-0		0-0-0		0-0-0		HOME		0-0-0		0-0-0		1-0-0											
1-15-0		0-1-0		0-0-		AWAY		0-5-0		0-7-0		1-2-0											
3-7-0		0-0-0		0-1-0		NEUTRAL		0-4-0		0-1-0		3-1-0											
9-11-0		0-0-0		0-0-0		CONFERENCE		1-2-0		0-0-0		8-9-0											
4-6-0		0-0-0		0-0-0		HOME		1-2-0		0-0-0		3-4-0											
5-5-0		0-0-0		0-0-0		AWAY		0-0-0		0-0-0		5-5-0											
0-0-0		0-0-0		0-0-0		NEUTRAL		0-0-0		0-0-0		0-0-0											
RPI	S	Opponent		Score		RPI	S	Opponent		Score		RPI	S	Opponent		Score		RPI	S	Opponent		Score	
24	A	Michigan		7	9	44	N	Boston College		3	9	55	N	St. Mary's (CA)		4	15	110	A	Xavier		0	5
												56	A	Michigan St.		1	4	110	A	Xavier		4	7
												56	N	Michigan St.		3	7	110	A	Xavier		5	8
												66	N	Illinois		4	9	131	A	Missouri St.		1	9
												71	N	Tennessee		1	20	131	A	Missouri St.		1	7
												72	A	Notre Dame		6	7	131	A	Missouri St.		0	2
												75	H	Kent St.		5	17	143	N	Saint Joseph's		2	5
												75	H	Kent St.		13	10	146	A	Stetson		3	4
												75	H	Kent St.		2	5	158	A	Oakland		7	4
												86	A	Arkansas		3	4	158	H	Oakland		6	3
												86	A	Arkansas		1	6	168	H	Ball St.		2	4
												86	A	Arkansas		4	9	168	H	Ball St.		7	10
																		168	H	Ball St.		7	3
																		169	N	North Dakota St.		11	4
																		170	A	Eastern Mich.		0	3
																		170	A	Eastern Mich.		3	2
																		170	A	Eastern Mich.		1	6
																		207	A	Grand Canyon		4	5
																		207	A	Grand Canyon		1	3
																		215	N	Illinois St.		7	13
																		217	H	Toledo		14	2
																		217	H	Toledo		1	0
																		217	H	Toledo		3	4
																		223	A	Northern Ill.		7	6
																		223	A	Northern Ill.		2	3
																		223	A	Northern Ill.		6	9
																		228	A	Ohio		8	2
LAST 15 GAMES																							
																		158	A	Oakland		7	4
																		217	H	Toledo		3	4
																		217	H	Toledo		1	0
				</																			

Non-Div. I Games: Saginaw Valley 7 4

Central Mich.

170	A	Eastern Mich.	0	3
170	A	Eastern Mich.	1	6

RPI	S	Opponent	Score	
228	A	Ohio	4	5
228	A	Ohio	13	11
247	N	Villanova	9	5
264	A	Bowling Green	10	5
264	H	Bowling Green	0	4
279	N	Butler	8	3

Average RPI Win:	211	WON-LOST RECORD	WINNING PCT. RANK	LAST 15 GAMES	STRENGTH OF SCHEDULE	OPP. STRENGTH OF SCHEDULE	TEAM RPI	ADJ RPI	CONF. RPI	ADJ CONF. RPI	
Average RPI Loss:	143										
DIV. I ONLY		22-25-0	.46809 176	7-8-0	266	139	244	.45118 243	16	15	
DIV. I NON-CONF.		13-16-0	.44828 182	1-5-0	298	169	283	.40751 283	18	18	
<hr/>											
TOTALS	RPI 1-25	RPI 26-50		W-L RECORDS		RPI 51-100		RPI 101-150		RPI 150+	
22-25-0	0-0-0	0-6-0		OVERALL		0-1-0		7-8-0		15-10-0	
15-14-0	0-0-0	0-0-0		HOME		0-1-0		3-6-0		12-7-0	
7-11-0	0-0-0	0-6-0		AWAY		0-0-0		4-2-0		3-3-0	
0-0-0	0-0-0	0-0-0		NEUTRAL		0-0-0		0-0-0		0-0-0	
13-16-0	0-0-0	0-3-0		NON-CONFERENCE		0-1-0		1-2-0		12-10-0	
10-10-0	0-0-0	0-0-0		HOME		0-1-0		1-2-0		9-7-0	
3-6-0	0-0-0	0-0-		AWAY		0-0-0		0-0-0		3-3-0	
0-0-0	0-0-0	0-0-0		NEUTRAL		0-0-0		0-0-0		0-0-0	
9-9-0	0-0-0	0-3-0		CONFERENCE		0-0-0		6-6-0		3-0-0	
5-4-0	0-0-0	0-0-0		HOME		0-0-0		2-4-0		3-0-0	
4-5-0	0-0-0	0-3-0		AWAY		0-0-0		4-2-0		0-0-0	
0-0-0	0-0-0	0-0-0		NEUTRAL		0-0-0		0-0-0		0-0-0	
RPI S	Opponent	Score	RPI S	Opponent	Score	RPI S	Opponent	Score	RPI S	Opponent	Score
			28 A	UNCW	5 15	71 H	Tennessee	2 11	102 H	Mercer	5 7
			28 A	UNCW	7 17				102 H	Mercer	9 12
			28 A	UNCW	11 16				102 H	Mercer	8 9
			40 A	UNCG	5 6				112 H	FGCU	6 4
			40 A	UNCG	6 13				112 H	FGCU	4 7
			40 A	UNCG	7 9				112 H	FGCU	10 11
									119 A	Samford	8 4
									119 A	Samford	14 8
									119 A	Samford	12 9
									125 A	Western Caro.	14 8
									125 A	Western Caro.	9 15
									125 A	Western Caro.	11 12
									134 H	Furman	13 9
									134 H	Furman	6 3
									134 H	Furman	5 6
									163 A	Winthrop	7 5
									163 H	Winthrop	1 2
									193 A	Virginia Tech	0 11
									194 A	Radford	5 6
									194 H	Radford	6 5
									199 A	Eastern Ky.	17 8
									234 H	Northern Ky.	12 21
									234 H	Northern Ky.	7 6
									234 H	Northern Ky.	2 3
									251 H	VMI	15 5
									251 H	VMI	9 6
									251 H	VMI	13 7
<hr/>											
			LAST 15 GAMES								
			119 A	Samford	8 4	194 A	Radford	5 6			
			119 A	Samford	12 9	40 A	UNCG	7 9			
			119 A	Samford	14 8	40 A	UNCG	6 13			
			163 H	Winthrop	1 2						
			251 H	VMI	13 7						

Non-Div. I Games:

ETSU

251 H VMI	9	6
251 H VMI	15	5

RPI	S	Opponent	Score	
264	H	Bowling Green	12	1
264	H	Bowling Green	1	7
268	H	La Salle	6	3
268	H	La Salle	4	6
268	H	La Salle	4	9
280	H	Purdue	4	2
280	H	Purdue	9	8
280	H	Purdue	6	19
280	H	Purdue	8	2
282	A	UNC Asheville	5	7
282	H	UNC Asheville	9	1
287	A	N.C. A&T	17	5
287	H	N.C. A&T	15	5

Average RPI Win:	250	WON-LOST RECORD	WINNING PCT. RANK	LAST 15 GAMES	STRENGTH OF SCHEDULE	OPP. STRENGTH OF SCHEDULE	TEAM RPI	ADJ RPI	CONF. RPI	ADJ CONF. RPI				
DIV. I ONLY		22-27-0	.44898 195	8-5-0	264	287	245	.45103 244	27	27				
DIV. I NON-CONF.		13-17-0	.43333 191	2-2-0	272	297	255	.44234 254	29	29				
<hr/>														
TOTALS	RPI 1-25	RPI 26-50		W-L RECORDS		RPI 51-100		RPI 101-150		RPI 150+				
22-27-0	0-0-0	0-0-0		OVERALL		0-3-0		1-4-0		21-20-0				
10-7-0	0-0-0	0-0-0		HOME		0-0-0		0-0-0		10-7-0				
10-17-0	0-0-0	0-0-0		AWAY		0-3-0		1-3-0		9-11-0				
2-3-0	0-0-0	0-0-0		NEUTRAL		0-0-0		0-1-0		2-2-0				
<hr/>														
13-17-0	0-0-0	0-0-0		NON-CONFERENCE		0-3-0		0-1-0		13-13-0				
5-4-0	0-0-0	0-0-0		HOME		0-0-0		0-0-0		5-4-0				
6-10-0	0-0-0	0-0-		AWAY		0-3-0		0-0-0		6-7-0				
2-3-0	0-0-0	0-0-0		NEUTRAL		0-0-0		0-1-0		2-2-0				
<hr/>														
9-10-0	0-0-0	0-0-0		CONFERENCE		0-0-0		1-3-0		8-7-0				
5-3-0	0-0-0	0-0-0		HOME		0-0-0		0-0-0		5-3-0				
4-7-0	0-0-0	0-0-0		AWAY		0-0-0		1-3-0		3-4-0				
0-0-0	0-0-0	0-0-0		NEUTRAL		0-0-0		0-0-0		0-0-0				
<hr/>														
RPI S	Opponent	Score	RPI S	Opponent	Score	RPI S	Opponent	Score	RPI S	Opponent	Score			
						80 A	Marshall	2 4	140 A	Navy	0 3			
						80 A	Marshall	4 6	140 A	Navy	0 3			
						80 A	Marshall	6 12	140 A	Navy	3 10			
						140 A	Navy	9 2						
						147 N	Bradley	1 2						
						153 H	Delaware	16 7						
						176 H	Holy Cross	5 4						
						176 H	Holy Cross	3 12						
						176 H	Holy Cross	4 5						
						176 H	Holy Cross	1 6						
						211 A	Manhattan	6 4						
						211 A	Manhattan	2 10						
						211 H	Manhattan	0 2						
						220 N	Dartmouth	4 5						
						220 N	Dartmouth	5 4						
						220 N	Dartmouth	15 7						
						231 H	Penn	4 11						
						240 A	Rider	9 10						
						240 H	Rider	9 8						
						247 A	Villanova	6 8						
						249 N	Maine	6 11						
						LAST 15 GAMES						253 A	Fairleigh Dickinson	0 7
												253 A	Fairleigh Dickinson	6 10
												253 H	Fairleigh Dickinson	5 6
253 H	Fairleigh Dickinson	4 5												
255 A	Army West Point	2 5												
255 A	Army West Point	7 4												
291 A	Saint Peter's	2 1	267 H	Lafayette	10 4	253 A	Fairleigh Dickinson	6 10						
255 A	Army West Point	2 5	267 H	Lafayette	4 3	253 H	Fairleigh Dickinson	5 6						
255 A	Army West Point	3 1	294 A	UMES	4 5	253 H	Fairleigh Dickinson	4 5						
255 A	Army West Point	7 4				255 A	Army West Point	2 5						
281 A	NYIT	16 5				255 A	Army West Point	7 4						

Non-Div. I Games:	Immaculata	8	2	Immaculata	11	2
--------------------------	-------------------	----------	----------	-------------------	-----------	----------

Lehigh

267 H Lafayette	6	3
267 H Lafayette	5	2

RPI	S	Opponent	Score	
255	A	Army West Point	3	1
267	H	Lafayette	6	3
267	H	Lafayette	4	3
267	H	Lafayette	5	2
267	H	Lafayette	10	4
277	A	Bucknell	2	11
277	A	Bucknell	5	7
277	A	Bucknell	10	1
277	A	Bucknell	3	4
278	A	Norfolk St.	10	3
278	A	Norfolk St.	7	2
278	A	Norfolk St.	7	6
281	A	NYIT	16	5
281	H	NYIT	10	5
291	A	Saint Peter's	2	1
291	H	Saint Peter's	6	3
294	A	UMES	6	7
294	A	UMES	4	5
299	H	Coppin St.	10	4

Lehigh

L
e
h
i
g
h

L
e
h
i
g
h

Average RPI Win: 233		WON-LOST RECORD	WINNING PCT. RANK	LAST 15 GAMES	STRENGTH OF SCHEDULE	OPP. STRENGTH OF SCHEDULE	TEAM RPI	ADJ RPI		CONF. RPI	ADJ CONF. RPI
Average RPI Loss: 156											
DIV. I ONLY		21-22-0	.48837 161	7-8-0	273	255	246	.45049	245	29	29
DIV. I NON-CONF.		11-14-0	.44 185	3-3-0	164	237	172	.48812	172	26	26
<hr/>											
TOTALS		RPI 1-25	RPI 26-50		W-L RECORDS		RPI 51-100		RPI 101-150		RPI 150+
21-22-0	0-0-0		0-3-0		OVERALL		1-6-0		1-1-0		19-12-0
14-9-0	0-0-0		0-0-0		HOME		0-1-0		1-1-0		13-7-0
6-11-0	0-0-0		0-3-0		AWAY		1-5-0		0-0-0		5-3-0
1-2-0	0-0-0		0-0-0		NEUTRAL		0-0-0		0-0-0		1-2-0
<hr/>											
11-14-0	0-0-0		0-3-0		NON-CONFERENCE		1-6-0		1-1-0		9-4-0
5-3-0	0-0-0		0-0-0		HOME		0-1-0		1-1-0		4-1-0
5-9-0	0-0-0		0-0-		AWAY		1-5-0		0-0-0		4-1-0
1-2-0	0-0-0		0-0-0		NEUTRAL		0-0-0		0-0-0		1-2-0
<hr/>											
10-8-0	0-0-0		0-0-0		CONFERENCE		0-0-0		0-0-0		10-8-0
9-6-0	0-0-0		0-0-0		HOME		0-0-0		0-0-0		9-6-0
1-2-0	0-0-0		0-0-0		AWAY		0-0-0		0-0-0		1-2-0
0-0-0	0-0-0		0-0-0		NEUTRAL		0-0-0		0-0-0		0-0-0
<hr/>											
RPI S	Opponent	Score	RPI S	Opponent	Score	RPI S	Opponent	Score	RPI S	Opponent	Score
			40 A	UNCG	3 16	62 H	Hartford	3 5	108 H	Binghamton	7 15
			40 A	UNCG	4 16	63 A	High Point	2 4	108 H	Binghamton	6 1
			40 A	UNCG	6 8	63 A	High Point	8 6	157 H	Monmouth	9 11
						63 A	High Point	7 9	157 H	Monmouth	2 1
						77 A	VCU	0 3	157 H	Monmouth	3 5
						77 A	VCU	6 7	166 N	Air Force	4 8
						77 A	VCU	0 3	191 A	Davidson	3 4
									200 H	Albany (NY)	2 0
									211 H	Manhattan	13 7
									211 H	Manhattan	2 8
									211 H	Manhattan	14 2
									235 H	Niagara	3 2
									235 H	Niagara	3 7
									235 H	Niagara	12 1
									238 H	UMass Lowell	6 3
									241 N	Buffalo	8 3
									248 H	Quinnipiac	4 2
									248 H	Quinnipiac	5 2
									248 H	Quinnipiac	6 0
									255 N	Army West Point	3 8
									265 A	NJIT	4 2
			LAST 15 GAMES						270 H	Wagner	10 5
			270 H	Wagner	2 4	157 H	Monmouth	3 5	270 H	Wagner	7 3
			270 H	Wagner	7 3	157 H	Monmouth	2 1	270 H	Wagner	2 4
			270 H	Wagner	10 5	157 H	Monmouth	9 11	283 A	Iona	2 3
			291 H	Saint Peter's	1 3				283 A	Iona	1 2
			291 H	Saint Peter's	9 2				283 A	Iona	7 6

Non-Div. I Games:

Marist

291	H	Saint Peter's	4	6
255	N	Army West Point	3	8

RPI	S	Opponent	Score	
289	A	Delaware St.	4	3
289	A	Delaware St.	15	0
289	A	Delaware St.	4	2
291	H	Saint Peter's	4	6
291	H	Saint Peter's	1	3
291	H	Saint Peter's	9	2

M
a
r
i
s
t

M
a
r
i
s
t

Average RPI Win: 200		WON-LOST	WINNING	LAST 15	STRENGTH OF		OPP. STRENGTH	TEAM	ADJ		CONF.	ADJ CONF.
Average RPI Loss: 184		RECORD	PCT. RANK	GAMES	SCHEDULE		OF SCHEDULE	RPI	RPI		RPI	RPI
DIV. I ONLY		14-22-0	.38889	226	5-10-0		250	254	241		25	25
DIV. I NON-CONF.		7-9-0	.4375	187	0-2-0		216	267	161		21	21
TOTALS		RPI 1-25	RPI 26-50		W-L RECORDS		RPI 51-100		RPI 101-150		RPI 150+	
14-22-0	0-0-0	0-0-0		OVERALL		1-3-0		1-3-0		12-16-0		
6-5-0	0-0-0	0-0-0		HOME		0-2-0		1-0-0		5-3-0		
7-15-0	0-0-0	0-0-0		AWAY		1-1-0		0-3-0		6-11-0		
1-2-0	0-0-0	0-0-0		NEUTRAL		0-0-0		0-0-0		1-2-0		
7-9-0	0-0-0	0-0-0		NON-CONFERENCE		0-0-0		1-3-0		6-6-0		
1-0-0	0-0-0	0-0-0		HOME		0-0-0		1-0-0		0-0-0		
5-7-0	0-0-0	0-0-		AWAY		0-0-0		0-3-0		5-4-0		
1-2-0	0-0-0	0-0-0		NEUTRAL		0-0-0		0-0-0		1-2-0		
7-13-0	0-0-0	0-0-0		CONFERENCE		1-3-0		0-0-0		6-10-0		
5-5-0	0-0-0	0-0-0		HOME		0-2-0		0-0-0		5-3-0		
2-8-0	0-0-0	0-0-0		AWAY		1-1-0		0-0-0		1-7-0		
0-0-0	0-0-0	0-0-0		NEUTRAL		0-0-0		0-0-0		0-0-0		
RPI S	Opponent	Score	RPI S	Opponent	Score	RPI S	Opponent	Score	RPI S	Opponent	Score	
						89 A Princeton	2	7	108 H Binghamton	3	2	
						89 A Princeton	4	3	127 A UCF	3	8	
						89 H Princeton	1	6	127 A UCF	3	4	
						89 H Princeton	3	4	127 A UCF	0	16	
									172 A Wofford	6	2	
									172 A Wofford	12	5	
									172 A Wofford	1	5	
									173 N Northeastern	7	5	
									173 N Northeastern	0	6	
									173 N Northeastern	0	11	
									189 H Columbia	4	14	
									189 H Columbia	9	3	
									189 H Columbia	4	3	
									189 H Columbia	7	4	
									190 A Canisius	4	6	
									190 A Canisius	0	1	
									208 A Yale	8	9	
									208 A Yale	2	4	
									220 H Dartmouth	3	9	
									220 H Dartmouth	1	3	
									230 H Harvard	6	4	
									230 H Harvard	5	1	
									231 A Penn	2	3	
									231 A Penn	2	13	
									231 A Penn	7	4	
									231 A Penn	5	16	
									239 A Brown	2	4	
Non-Div. I Games: Rollins			5	6	Rollins			5	13	Cornell		

190	A	Canisius	4	6
231	A	Penn	5	16

RPI	S	Opponent	Score	
239	A	Brown	6	7
277	A	Bucknell	5	2
277	A	Bucknell	3	12
277	A	Bucknell	3	2
277	A	Bucknell	8	6

Cornell

C
o
r
n
e
l
l

C
o
r
n
e
l
l

Average RPI Win:		229	WON-LOST RECORD		WINNING PCT. RANK		LAST 15 GAMES		STRENGTH OF SCHEDULE		OPP. STRENGTH OF SCHEDULE		TEAM RPI		ADJ RPI		CONF. RPI		ADJ CONF. RPI	
DIV. I ONLY			17-28-0		.37778 232		6-9-0		152		257		247		.44992 247		18		18	
DIV. I NON-CONF.			14-19-0		.42424 195		3-1-0		200		268		236		.45954 236		16		16	
TOTALS		RPI 1-25		RPI 26-50		W-L RECORDS		RPI 51-100		RPI 101-150		RPI 150+								
17-28-0		0-1-0		0-4-0		OVERALL		1-8-0		1-4-0		15-11-0								
13-11-0		0-0-0		0-3-0		HOME		0-3-0		1-1-0		12-4-0								
2-13-0		0-1-0		0-0-0		AWAY		0-4-0		0-3-0		2-5-0								
2-4-0		0-0-0		0-1-0		NEUTRAL		1-1-0		0-0-0		1-2-0								
14-19-0		0-1-0		0-1-0		NON-CONFERENCE		1-8-0		1-4-0		12-5-0								
10-5-0		0-0-0		0-0-0		HOME		0-3-0		1-1-0		9-1-0								
2-10-0		0-1-0		0-0-		AWAY		0-4-0		0-3-0		2-2-0								
2-4-0		0-0-0		0-1-0		NEUTRAL		1-1-0		0-0-0		1-2-0								
3-9-0		0-0-0		0-3-0		CONFERENCE		0-0-0		0-0-0		3-6-0								
3-6-0		0-0-0		0-3-0		HOME		0-0-0		0-0-0		3-3-0								
0-3-0		0-0-0		0-0-0		AWAY		0-0-0		0-0-0		0-3-0								
0-0-0		0-0-0		0-0-0		NEUTRAL		0-0-0		0-0-0		0-0-0								
RPI	S	Opponent		Score		RPI	S	Opponent		Score		RPI	S	Opponent		Score				
8	A	Florida St.		10	11	32	H	Creighton		3	9	62	H	Hartford		1	2			
						32	H	Creighton		5	6	62	H	Hartford		0	8			
						32	H	Creighton		4	10	62	H	Hartford		1	11			
						44	N	Boston College		10	11	66	N	Illinois		2	4			
												76	N	Indiana St.		6	5			
												79	A	Rutgers		4	6			
												92	A	Houston		3	10			
												92	A	Houston		0	4			
												92	A	Houston		1	13			
														111 H Sacred Heart		3	2			
														111 H Sacred Heart		0	2			
														143 A Saint Joseph's		3	8			
														143 A Saint Joseph's		0	8			
														146 A Stetson		1	5			
														151 A Seton Hall		6	7			
														151 A Seton Hall		8	13			
														151 A Seton Hall		3	4			
														152 H St. John's (NY)		7	2			
														152 H St. John's (NY)		1	6			
														152 H St. John's (NY)		2	5			
														175 A Stony Brook		3	8			
														196 A Fordham		11	3			
														220 N Dartmouth		14	1			
														231 A Penn		9	4			
														231 H Penn		6	1			
														233 H St. Bonaventure		5	2			
														233 H St. Bonaventure		7	3			
														242 N Central Mich.		5	9			
														244 H Lehigh		8	6			
														268 A La Salle		1	3			
														268 H La Salle		5	2			
														279 H Butler		6	11			
														279 H Butler		9	1			
														279 H Butler		3	2			
														281 H NYIT		6	5			
														281 H NYIT		8	2			
														151 A Seton Hall		8	13			
														151 A Seton Hall		3	4			
														268 H La Salle		5	2			
														281 H NYIT		6	5			
														281 H NYIT		8	2			
														281 H NYIT		8	2			
														281 H NYIT		8	2			
														281 H NYIT		8	2			
														281 H NYIT		8	2			
														281 H NYIT		8	2			
														281 H NYIT		8	2			
														281 H NYIT		8	2			
														281 H NYIT		8	2			
														281 H NYIT		8	2			
														281 H NYIT		8	2			
														281 H NYIT		8	2			
														281 H NYIT		8	2			
														281 H NYIT		8	2			
														281 H NYIT		8	2			
														281 H NYIT		8	2			
														281 H NYIT		8	2			
														281 H NYIT		8	2			
														281 H NYIT		8	2			
														281 H NYIT		8	2			
														281 H NYIT		8	2			
														281 H NYIT		8	2			
														281 H NYIT		8	2			
														281 H NYIT		8	2			
														281 H NYIT		8	2			
														281 H NYIT		8	2			
														281 H NYIT		8	2			
														281 H NYIT		8	2			
														281 H NYIT		8	2			
														281 H NYIT		8	2			
														281 H NYIT		8	2			
														281 H NYIT		8	2			
														281 H NYIT		8	2			
														281 H NYIT		8	2			
														281 H NYIT		8	2			
														281 H NYIT		8	2			
														281 H NYIT		8	2			
														281 H NYIT		8	2			

Non-Div. I Games:

Villanova

79	A	Rutgers	4	6
151	A	Seton Hall	6	7

RPI	S	Opponent	Score	
289	H	Delaware St.	2	1
291	H	Saint Peter's	7	3
291	H	Saint Peter's	1	5
292	N	Chicago St.	3	4

Average RPI Win:	207	WON-LOST RECORD	WINNING PCT. RANK	LAST 15 GAMES	STRENGTH OF SCHEDULE	OPP. STRENGTH OF SCHEDULE	TEAM RPI	ADJ RPI	CONF. RPI	ADJ CONF. RPI	
Average RPI Loss:	177										
DIV. I ONLY	18-28-0	.3913	225	7-8-0	269	220	248	.44981	248	29	29
DIV. I NON-CONF.	11-17-0	.39286	213	2-2-0	226	166	174	.48743	174	26	26
<hr/>											
TOTALS	RPI 1-25	RPI 26-50		W-L RECORDS		RPI 51-100		RPI 101-150		RPI 150+	
18-28-0	0-0-0	0-0-0		OVERALL		2-3-0		2-3-0		14-22-0	
6-7-0	0-0-0	0-0-0		HOME		0-1-0		0-0-0		6-6-0	
11-20-0	0-0-0	0-0-0		AWAY		2-2-0		2-3-0		7-15-0	
1-1-0	0-0-0	0-0-0		NEUTRAL		0-0-0		0-0-0		1-1-0	
<hr/>											
11-17-0	0-0-0	0-0-0		NON-CONFERENCE		2-3-0		2-3-0		7-11-0	
1-2-0	0-0-0	0-0-0		HOME		0-1-0		0-0-0		1-1-0	
10-15-0	0-0-0	0-0-		AWAY		2-2-0		2-3-0		6-10-0	
0-0-0	0-0-0	0-0-0		NEUTRAL		0-0-0		0-0-0		0-0-0	
<hr/>											
7-11-0	0-0-0	0-0-0		CONFERENCE		0-0-0		0-0-0		7-11-0	
5-5-0	0-0-0	0-0-0		HOME		0-0-0		0-0-0		5-5-0	
1-5-0	0-0-0	0-0-0		AWAY		0-0-0		0-0-0		1-5-0	
1-1-0	0-0-0	0-0-0		NEUTRAL		0-0-0		0-0-0		1-1-0	
<hr/>											
RPI S	Opponent	Score	RPI S	Opponent	Score	RPI S	Opponent	Score	RPI S	Opponent	Score
						62 A	Hartford	7 5	107 A	Rhode Island	2 1
						62 H	Hartford	5 11	112 A	FGCU	10 9
						64 A	North Florida	8 12	112 A	FGCU	4 8
						64 A	North Florida	3 0	112 A	FGCU	4 10
						64 A	North Florida	5 6	112 A	FGCU	3 10
						151 A	Seton Hall	1 5			
						151 A	Seton Hall	2 14			
						151 A	Seton Hall	1 4			
						157 H	Monmouth	1 5			
						157 H	Monmouth	3 5			
						157 H	Monmouth	0 4			
						173 A	Northeastern	9 12			
						187 A	Bethune-Cookman	3 8			
						193 A	Virginia Tech	4 13			
						193 A	Virginia Tech	3 4			
						193 A	Virginia Tech	4 2			
						193 A	Virginia Tech	2 5			
						200 A	Albany (NY)	14 24			
						208 H	Yale	6 8			
						211 H	Manhattan	11 17			
211 H	Manhattan	5 3									
211 H	Manhattan	10 4									
220 A	Dartmouth	5 4									
222 A	Central Conn. St.	9 5									
237 A	Appalachian St.	7 2									
237 A	Appalachian St.	3 2									
237 A	Appalachian St.	4 3									
<hr/>											
			LAST 15 GAMES								
			240 N	Rider	9 8	62 H	Hartford	5 11	220 A	Dartmouth	5 4
			240 N	Rider	2 5	211 H	Manhattan	10 4	222 A	Central Conn. St.	9 5
			240 H	Rider	1 3	211 H	Manhattan	11 17	237 A	Appalachian St.	7 2
			157 H	Monmouth	1 5				237 A	Appalachian St.	3 2
			157 H	Monmouth	3 5				237 A	Appalachian St.	4 3

Non-Div. I Games:

Quinnipiac

Quinnipiac

157	H	Monmouth	0	4
263	H	Massachusetts	7	0

Through Games Of May 9, 2016

RPI	S	Opponent	Score	
237	A	Appalachian St.	7	10
240	H	Rider	1	3
240	N	Rider	2	5
240	N	Rider	9	8
245	A	Marist	0	6
245	A	Marist	2	5
245	A	Marist	2	4
254	A	Siena	2	3
254	A	Siena	7	8
254	A	Siena	7	0
263	H	Massachusetts	7	0
283	H	Iona	4	3
283	H	Iona	3	2
283	H	Iona	2	0

Quinnipiac

Q
u
i
n
n
i
p
i
a
c

Q
u
i
n
n
i
p
i
a
c

Average RPI Win: 197		WON-LOST	WINNING	LAST 15	STRENGTH OF	OPP. STRENGTH	TEAM	ADJ	CONF.	ADJ CONF.				
Average RPI Loss: 156		RECORD	PCT. RANK	GAMES	SCHEDULE	OF SCHEDULE	RPI	RPI	RPI	RPI				
DIV. I ONLY		14-29-0	.32558	264	6-7-0	151	239	249	.44965	249	20	20		
DIV. I NON-CONF.		8-18-0	.30769	254	1-1-0	178	244	248	.44799	248	20	20		
<hr/>														
TOTALS		RPI 1-25	RPI 26-50		W-L RECORDS		RPI 51-100		RPI 101-150		RPI 150+			
14-29-0		1-3-0	0-0-0		OVERALL		0-3-0		3-9-0		10-14-0			
8-7-0		0-0-0	0-0-0		HOME		0-0-0		1-4-0		7-3-0			
4-15-0		1-3-0	0-0-0		AWAY		0-2-0		2-4-0		1-4-0			
2-7-0		0-0-0	0-0-0		NEUTRAL		0-0-0		0-0-0		2-7-0			
8-18-0		1-3-0	0-0-0		NON-CONFERENCE		0-0-0		3-6-0		4-9-0			
3-3-0		0-0-0	0-0-0		HOME		0-0-0		1-1-0		2-2-0			
3-8-0		1-3-0	0-0-		AWAY		0-0-0		2-5-0		0-0-0			
2-7-0		0-0-0	0-0-0		NEUTRAL		0-0-0		0-0-0		2-7-0			
6-11-0		0-0-0	0-0-0		CONFERENCE		0-3-0		0-3-0		6-5-0			
5-4-0		0-0-0	0-0-0		HOME		0-0-0		0-3-0		5-1-0			
1-7-0		0-0-0	0-0-0		AWAY		0-3-0		0-0-0		1-4-0			
0-0-0		0-0-0	0-0-0		NEUTRAL		0-0-0		0-0-0		0-0-0			
RPI	S	Opponent	Score		RPI	S	Opponent	Score		RPI	S	Opponent	Score	
3	A	Miami (FL)	2	6						107	H	Rhode Island	4	6
9	A	Clemson	2	19						107	H	Rhode Island	1	0
9	A	Clemson	4	3						108	H	Binghamton	1	8
9	A	Clemson	4	9						108	H	Binghamton	1	6
										108	H	Binghamton	0	2
										141	A	New Mexico St.	13	3
										141	A	New Mexico St.	2	3
										141	A	New Mexico St.	3	1
										141	A	New Mexico St.	3	7
										146	A	Stetson	6	7
										146	A	Stetson	4	6
										146	A	Stetson	1	5
										169	N	North Dakota St.	3	4
										175	A	Stony Brook	1	2
										175	A	Stony Brook	0	11
										183	H	UMBC	1	3
										183	H	UMBC	6	3
										183	H	UMBC	7	5
										200	A	Albany (NY)	1	7
										200	A	Albany (NY)	4	9
										200	A	Albany (NY)	5	2
LAST 15 GAMES										220	N	Dartmouth	2	4
200	A	Albany (NY)	5	2	107	H	Rhode Island	4	6	233	N	St. Bonaventure	2	9
200	A	Albany (NY)	1	7	62	A	Hartford	4	11	233	N	St. Bonaventure	3	4
200	A	Albany (NY)	4	9	62	A	Hartford	1	4	238	H	UMass Lowell	7	4
238	H	UMass Lowell	7	4						238	H	UMass Lowell	8	1
238	H	UMass Lowell	1	0						238	H	UMass Lowell	1	0

Non-Div. I Games:

Colby

9 3

Thomas (ME)

8 4

Me.-Presque Isle

11 0

Maine

238	H	UMass Lowell	8	1
107	H	Rhode Island	1	0

RPI	S	Opponent	Score	
244	N	Lehigh	11	6
263	N	Massachusetts	1	10
263	N	Massachusetts	3	5
272	N	LIU Brooklyn	3	2
277	N	Bucknell	3	6
281	H	NYIT	8	5
281	H	NYIT	4	1
281	H	NYIT	2	4
281	H	NYIT	4	9

Average RPI Win: 196		WON-LOST RECORD		WINNING PCT. RANK		LAST 15 GAMES		STRENGTH OF SCHEDULE		OPP. STRENGTH OF SCHEDULE		TEAM RPI		ADJ RPI		CONF. RPI		ADJ CONF. RPI	
DIV. I ONLY		16-32-0		.33333 254		5-10-0		193		226		250		.44963 250		24		24	
DIV. I NON-CONF.		11-19-0		.36667 226		3-3-0		186		210		212		.46897 212		25		25	
TOTALS		RPI 1-25		RPI 26-50		W-L RECORDS		RPI 51-100		RPI 101-150		RPI 150+							
16-32-0		0-0-0		0-2-0		OVERALL		2-5-0		0-6-0		14-19-0							
7-11-0		0-0-0		0-0-0		HOME		0-1-0		0-0-0		7-10-0							
9-19-0		0-0-0		0-1-0		AWAY		2-4-0		0-6-0		7-8-0							
0-2-0		0-0-0		0-1-0		NEUTRAL		0-0-0		0-0-0		0-1-0							
11-19-0		0-0-0		0-2-0		NON-CONFERENCE		1-3-0		0-3-0		10-11-0							
5-4-0		0-0-0		0-0-0		HOME		0-1-0		0-0-0		5-3-0							
6-13-0		0-0-0		0-0-		AWAY		1-2-0		0-3-0		5-7-0							
0-2-0		0-0-0		0-1-0		NEUTRAL		0-0-0		0-0-0		0-1-0							
5-13-0		0-0-0		0-0-0		CONFERENCE		1-2-0		0-3-0		4-8-0							
2-7-0		0-0-0		0-0-0		HOME		0-0-0		0-0-0		2-7-0							
3-6-0		0-0-0		0-0-0		AWAY		1-2-0		0-3-0		2-1-0							
0-0-0		0-0-0		0-0-0		NEUTRAL		0-0-0		0-0-0		0-0-0							
RPI S	Opponent	Score		RPI S	Opponent	Score		RPI S	Opponent	Score		RPI S	Opponent	Score					
				45 A	Kentucky	3	5	53 H	Wright St.	0	1	107 A	Rhode Island	4	6				
				45 N	Kentucky	2	15	63 A	High Point	0	3	107 A	Rhode Island	3	4				
								63 A	High Point	5	1	107 A	Rhode Island	3	5				
								63 A	High Point	9	10	134 A	Furman	3	9				
								77 A	VCU	3	5	134 A	Furman	1	8				
								77 A	VCU	2	9	134 A	Furman	2	5				
								77 A	VCU	8	3	156 A	Miami (OH)	3	7				
												156 H	Miami (OH)	11	8				
												158 H	Oakland	4	6				
												158 H	Oakland	3	0				
												168 A	Ball St.	0	10				
												168 A	Ball St.	3	9				
												168 A	Ball St.	1	6				
												168 A	Ball St.	3	1				
												170 H	Eastern Mich.	6	7				
												172 A	Wofford	6	4				
												172 A	Wofford	9	5				
												172 A	Wofford	5	10				
												175 N	Stony Brook	6	11				
												199 H	Eastern Ky.	5	2				
												206 H	George Washington	2	4				
												206 H	George Washington	2	6				
												206 H	George Washington	2	1				
												217 A	Toledo	12	10				
												217 H	Toledo	14	6				
												226 A	USC Upstate	4	6				
												228 H	Ohio	3	4				
LAST 15 GAMES																			
				107 A	Rhode Island	3	5	206 H	George Washington	2	6	206 H	George Washington	2	1				
				107 A	Rhode Island	3	4	206 H	George Washington	2	1	217 A	Toledo	12	10				
				107 A	Rhode Island	4	6	206 H	George Washington	2	4	217 H	Toledo	14	6				
				172 A	Wofford	5	10					226 A	USC Upstate	4	6				
				172 A	Wofford	6	4					228 H	Ohio	3	4				

Non-Div. I Games:

Dayton

172	A	Wofford	9	5
45	A	Kentucky	3	5

RPI	S	Opponent	Score	
233	H	St. Bonaventure	3	6
233	H	St. Bonaventure	3	4
233	H	St. Bonaventure	13	12
234	A	Northern Ky.	3	4
259	H	Saint Louis	3	5
259	H	Saint Louis	1	5
259	H	Saint Louis	2	7
264	A	Bowling Green	13	2
276	A	George Mason	9	2
276	A	George Mason	9	6
276	A	George Mason	2	8
279	H	Butler	3	0

D
a
y
t
o
n

D
a
y
t
o
n

Average RPI Win: 210		WON-LOST RECORD	WINNING PCT. RANK		LAST 15 GAMES	STRENGTH OF SCHEDULE	OPP. STRENGTH OF SCHEDULE	TEAM RPI	ADJ RPI		CONF. RPI	ADJ CONF. RPI					
Average RPI Loss: 138																	
DIV. I ONLY		18-30-0	.375	235	2-13-0	173	212	251	.44758	251	16	15					
DIV. I NON-CONF.		16-14-0	.53333	134	1-2-0	217	234	184	.48031	183	18	18					
<hr/>																	
TOTALS		RPI 1-25		RPI 26-50		W-L RECORDS		RPI 51-100		RPI 101-150		RPI 150+					
18-30-0		0-1-0		0-4-0		OVERALL		1-4-0		3-8-0		14-13-0					
14-13-0		0-0-0		0-0-0		HOME		1-1-0		2-5-0		11-7-0					
2-16-0		0-1-0		0-4-0		AWAY		0-3-0		1-3-0		1-5-0					
2-1-0		0-0-0		0-0-0		NEUTRAL		0-0-0		0-0-0		2-1-0					
16-14-0		0-1-0		0-1-0		NON-CONFERENCE		1-4-0		2-3-0		13-5-0					
13-5-0		0-0-0		0-0-0		HOME		1-1-0		2-2-0		10-2-0					
1-8-0		0-1-0		0-0-		AWAY		0-3-0		0-1-0		1-2-0					
2-1-0		0-0-0		0-0-0		NEUTRAL		0-0-0		0-0-0		2-1-0					
2-16-0		0-0-0		0-3-0		CONFERENCE		0-0-0		1-5-0		1-8-0					
1-8-0		0-0-0		0-0-0		HOME		0-0-0		0-3-0		1-5-0					
1-8-0		0-0-0		0-3-0		AWAY		0-0-0		1-2-0		0-3-0					
0-0-0		0-0-0		0-0-0		NEUTRAL		0-0-0		0-0-0		0-0-0					
RPI	S	Opponent		Score		RPI	S	Opponent		Score		RPI	S	Opponent		Score	
15	A	Virginia		1	18	29	A	Wake Forest		4	8	61	A	Old Dominion		5	6
						40	A	UNCG		6	11	61	A	Old Dominion		2	8
						40	A	UNCG		1	6	61	H	Old Dominion		8	6
						40	A	UNCG		4	10	77	A	VCU		5	8
												77	H	VCU		7	11
														</			

Non-Div. I Games:

VMI

172	H	Wofford	7	10
172	H	Wofford	3	5

RPI	S	Opponent	Score	
240	H	Rider	4	1
243	A	ETSU	6	9
243	A	ETSU	5	15
243	A	ETSU	7	13
267	H	Lafayette	8	5
267	H	Lafayette	8	2
267	H	Lafayette	4	2
276	H	George Mason	20	17
294	H	UMES	14	1
294	H	UMES	7	3
294	H	UMES	23	2

[illegible]

Non-Div. I Games:

Youngstown St.

190	H	Canisius	8	4
190	H	Canisius	2	4

Y
o
u
n
g
s
t
o
w
n
s
t
.

Y
o
u
n
g
s
t
o
w
n
s
t
.

Average RPI Win: 245		WON-LOST	WINNING	LAST 15	STRENGTH OF		OPP. STRENGTH	TEAM	ADJ		CONF.	ADJ CONF.
Average RPI Loss: 188		RECORD	PCT. RANK	GAMES	SCHEDULE		OF SCHEDULE	RPI	RPI		RPI	RPI
DIV. I ONLY		24-24-0	.5	151	7-8-0		279	291	253		26	26
DIV. I NON-CONF.		10-11-0	.47619	162	0-1-0		295	299	266		28	27
TOTALS		RPI 1-25	RPI 26-50		W-L RECORDS		RPI 51-100		RPI 101-150		RPI 150+	
24-24-0		0-0-0	1-3-0		OVERALL		0-0-0		2-8-0		21-13-0	
12-11-0		0-0-0	1-3-0		HOME		0-0-0		1-3-0		10-5-0	
11-11-0		0-0-0	0-0-0		AWAY		0-0-0		1-5-0		10-6-0	
1-2-0		0-0-0	0-0-0		NEUTRAL		0-0-0		0-0-0		1-2-0	
10-11-0		0-0-0	0-0-0		NON-CONFERENCE		0-0-0		0-3-0		10-8-0	
4-3-0		0-0-0	0-0-0		HOME		0-0-0		0-0-0		4-3-0	
5-6-0		0-0-0	0-0-		AWAY		0-0-0		0-3-0		5-3-0	
1-2-0		0-0-0	0-0-0		NEUTRAL		0-0-0		0-0-0		1-2-0	
14-13-0		0-0-0	1-3-0		CONFERENCE		0-0-0		2-5-0		11-5-0	
8-8-0		0-0-0	1-3-0		HOME		0-0-0		1-3-0		6-2-0	
6-5-0		0-0-0	0-0-0		AWAY		0-0-0		1-2-0		5-3-0	
0-0-0		0-0-0	0-0-0		NEUTRAL		0-0-0		0-0-0		0-0-0	
RPI S	Opponent	Score	RPI S	Opponent	Score	RPI S	Opponent	Score	RPI S	Opponent	Score	
			33 H	Bryant	2 6				111 A	Sacred Heart	5 4	
			33 H	Bryant	1 19				111 A	Sacred Heart	6 9	
			33 H	Bryant	9 11				111 A	Sacred Heart	0 2	
			33 H	Bryant	10 3				111 H	Sacred Heart	5 6	
									111 H	Sacred Heart	7 5	
									111 H	Sacred Heart	0 3	
									111 H	Sacred Heart	7 8	
									144 A	Longwood	3 6	
									144 A	Longwood	3 4	
									144 A	Longwood	3 5	
									152 H	St. John's (NY)	1 16	
									219 H	Hofstra	1 4	
									222 H	Central Conn. St.	2 1	
									222 H	Central Conn. St.	3 2	
									222 H	Central Conn. St.	4 8	
									222 H	Central Conn. St.	2 1	
									244 A	Lehigh	6 5	
									244 A	Lehigh	5 4	
									244 H	Lehigh	10 6	
									244 H	Lehigh	7 0	
									254 H	Siena	10 6	
									265 A	NJIT	3 14	
									267 A	Lafayette	7 6	
									270 A	Wagner	0 7	
									270 A	Wagner	6 4	
									270 A	Wagner	3 6	
									270 A	Wagner	6 3	
LAST 15 GAMES												
			222 H	Central Conn. St.	2 1		270 A	Wagner	3 6			
			222 H	Central Conn. St.	3 2		111 H	Sacred Heart	7 5			
			222 H	Central Conn. St.	4 8		111 H	Sacred Heart	0 3			
			222 H	Central Conn. St.	2 1							
			270 A	Wagner	6 3							

Non-Div. I Games:

Fairleigh Dickinson

270	A	Wagner	6	4
270	A	Wagner	0	7

RPI	S	Opponent	Score	
281	A	NYIT	0	9
281	A	NYIT	1	0
281	H	NYIT	3	6
281	H	NYIT	11	1
294	N	UMES	4	6
294	N	UMES	7	5
294	N	UMES	1	5
295	A	Mt. St. Mary's	1	0
295	A	Mt. St. Mary's	4	1
295	A	Mt. St. Mary's	17	2
295	A	Mt. St. Mary's	2	5
295	H	Mt. St. Mary's	6	0
295	H	Mt. St. Mary's	6	13
295	H	Mt. St. Mary's	4	3
295	H	Mt. St. Mary's	9	4
299	A	Coppin St.	8	15
299	A	Coppin St.	35	24

Fairleigh Dickinson

F
a
i
r
l
e
i
g
h
D
i
c
k
i
n
s
o
n

F
a
i
r
l
e
i
g
h
D
i
c
k
i
n
s
o
n

[illegible]

Non-Div. I Games:

Siena

240	A	Rider	5	2
220	A	Dartmouth	3	5

RPI	S	Opponent	Score	
239	H	Brown	2	10
240	A	Rider	7	20
240	A	Rider	5	2
240	A	Rider	5	0
248	H	Quinnipiac	3	2
248	H	Quinnipiac	8	7
248	H	Quinnipiac	0	7
253	A	Fairleigh Dickinson	6	10
255	A	Army West Point	13	6
276	A	George Mason	19	7
276	A	George Mason	2	5
276	A	George Mason	5	3
291	H	Saint Peter's	2	3
291	H	Saint Peter's	12	6
291	H	Saint Peter's	12	1

Average RPI Win: 208		WON-LOST	WINNING	LAST 15	STRENGTH OF		OPP. STRENGTH	TEAM	ADJ		CONF.	ADJ CONF.			
Average RPI Loss: 182		RECORD	PCT. RANK	GAMES	SCHEDULE		OF SCHEDULE	RPI	RPI		RPI	RPI			
DIV. I ONLY		16-32-0	.33333	254	4-11-0		164	275	255	.44577	255	27	27		
DIV. I NON-CONF.		10-19-0	.34483	236	1-3-0		131	278	218	.46699	217	29	29		
TOTALS		RPI 1-25	RPI 26-50		W-L RECORDS		RPI 51-100		RPI 101-150		RPI 150+				
16-32-0		0-0-0	1-3-0		OVERALL		0-2-0		0-6-0		15-21-0				
4-13-0		0-0-0	0-0-0		HOME		0-0-0		0-0-0		4-13-0				
5-14-0		0-0-0	1-2-0		AWAY		0-2-0		0-4-0		4-6-0				
7-5-0		0-0-0	0-1-0		NEUTRAL		0-0-0		0-2-0		7-2-0				
10-19-0		0-0-0	1-3-0		NON-CONFERENCE		0-2-0		0-2-0		9-12-0				
0-6-0		0-0-0	0-0-0		HOME		0-0-0		0-0-0		0-6-0				
3-8-0		0-0-0	1-0-		AWAY		0-2-0		0-0-0		2-4-0				
7-5-0		0-0-0	0-1-0		NEUTRAL		0-0-0		0-2-0		7-2-0				
6-13-0		0-0-0	0-0-0		CONFERENCE		0-0-0		0-4-0		6-9-0				
4-7-0		0-0-0	0-0-0		HOME		0-0-0		0-0-0		4-7-0				
2-6-0		0-0-0	0-0-0		AWAY		0-0-0		0-4-0		2-2-0				
0-0-0		0-0-0	0-0-0		NEUTRAL		0-0-0		0-0-0		0-0-0				
RPI	S	Opponent	Score	RPI	S	Opponent	Score	RPI	S	Opponent	Score	RPI	S	Opponent	Score
				33	N	Bryant	1 6	62	A	Hartford	3 4	113	N	Penn St.	4 5
				40	A	UNCG	6 10	62	A	Hartford	4 14	113	N	Penn St.	0 11
				40	A	UNCG	6 4					140	A	Navy	2 3
				40	A	UNCG	2 16					140	A	Navy	1 3
												140	A	Navy	3 7
												140	A	Navy	2 6
												151	A	Seton Hall	8 2
												151	A	Seton Hall	0 11
												151	H	Seton Hall	4 9
												157	N	Monmouth	6 5
												162	A	Middle Tenn.	9 1
												169	N	North Dakota St.	6 3
												176	A	Holy Cross	3 0
												176	A	Holy Cross	6 1
												176	A	Holy Cross	3 6
												176	A	Holy Cross	2 6
												189	H	Columbia	3 13
												201	A	Belmont	7 20
												210	A	Lipscomb	6 8
												211	H	Manhattan	2 3
												219	H	Hofstra	8 14
				LAST 15 GAMES								230	N	Harvard	6 4
				62	A	Hartford	3 4	140	A	Navy	1 3	230	N	Harvard	13 12
				62	A	Hartford	4 14	140	A	Navy	2 3	230	N	Harvard	3 5
				244	H	Lehigh	5 2	140	A	Navy	2 6	238	H	UMass Lowell	5 7
				244	H	Lehigh	4 7					244	H	Lehigh	4 7
				244	H	Lehigh	1 3					244	H	Lehigh	5 2

Non-Div. I Games:

Army West Point

245	N	Marist	8	3
140	A	Navy	3	7

RPI	S	Opponent	Score	
244	H	Lehigh	1	3
245	N	Marist	8	3
254	H	Siena	6	13
263	N	Massachusetts	2	6
263	N	Massachusetts	10	3
263	N	Massachusetts	6	5
267	H	Lafayette	3	6
267	H	Lafayette	2	11
267	H	Lafayette	9	3
267	H	Lafayette	0	4
277	H	Bucknell	7	4
277	H	Bucknell	2	4
277	H	Bucknell	2	6
277	H	Bucknell	3	2
281	A	NYIT	2	3

A
r
m
y
W
e
s
t
P
o
i
n
t

A
r
m
y
W
e
s
t
P
o
i
n
t

Average RPI Win:		165	WON-LOST RECORD		WINNING PCT. RANK		LAST 15 GAMES		STRENGTH OF SCHEDULE		OPP. STRENGTH OF SCHEDULE		TEAM RPI		ADJ RPI		CONF. RPI		ADJ CONF. RPI										
DIV. I ONLY			11-34-0		.24444 288		4-11-0		79		219		259		.44364 256		28		28										
DIV. I NON-CONF.			5-20-0		.2 278		0-4-0		42		117		249		.44744 249		27		28										
TOTALS		RPI 1-25		RPI 26-50		W-L RECORDS		RPI 51-100		RPI 101-150		RPI 150+																	
11-34-0		0-2-0		0-2-0		OVERALL		2-9-0		2-11-0		7-10-0																	
7-17-0		0-1-0		0-1-0		HOME		0-5-0		2-3-0		5-7-0																	
4-14-0		0-1-0		0-0-0		AWAY		2-2-0		0-8-0		2-3-0																	
0-3-0		0-0-0		0-1-0		NEUTRAL		0-2-0		0-0-0		0-0-0																	
5-20-0		0-2-0		0-2-0		NON-CONFERENCE		2-9-0		0-4-0		3-3-0																	
3-12-0		0-1-0		0-1-0		HOME		0-5-0		0-2-0		3-3-0																	
2-5-0		0-1-0		0-0-		AWAY		2-2-0		0-2-0		0-0-0																	
0-3-0		0-0-0		0-1-0		NEUTRAL		0-2-0		0-0-0		0-0-0																	
6-14-0		0-0-0		0-0-0		CONFERENCE		0-0-0		2-7-0		4-7-0																	
4-5-0		0-0-0		0-0-0		HOME		0-0-0		2-1-0		2-4-0																	
2-9-0		0-0-0		0-0-0		AWAY		0-0-0		0-6-0		2-3-0																	
0-0-0		0-0-0		0-0-0		NEUTRAL		0-0-0		0-0-0		0-0-0																	
RPI	S	Opponent		Score		RPI	S	Opponent		Score		RPI	S	Opponent		Score													
20	H	UC Santa Barbara		4	10	41	H	Cal St. Fullerton		3	8	55	N	St. Mary's (CA)		4	10	105	A	Loyola Marymount		3	7						
23	A	Arizona		1	4	43	N	Northwestern St.		7	9	55	N	St. Mary's (CA)		7	10	105	H	Loyola Marymount		5	17						
												67	A	Fresno St.		4	6	117	A	UC Irvine		6	9						
												87	A	CSUN		5	3	117	H	UC Irvine		6	7						
												87	A	CSUN		8	5	121	A	Seattle		4	10						
												87	H	CSUN		5	7	121	A	Seattle		3	6						
												90	A	Cal Poly		4	8	121	A	Seattle		3	7						
												99	H	Oklahoma		0	13	136	A	Utah Valley		1	10						
												99	H	Oklahoma		3	6	136	A	Utah Valley		4	7						
												99	H	Oklahoma		7	10	136	A	Utah Valley		5	11						
												99	H	Oklahoma		4	6	141	H	New Mexico St.		7	6						
																		141	H	New Mexico St.		8	2						
																		141	H	New Mexico St.		4	5						
																		152	H	St. John's (NY)		4	5						
																		152	H	St. John's (NY)		10	4						
																		152	H	St. John's (NY)		4	3						
																		160	H	Sacramento St.		4	2						
																		160	H	Sacramento St.		4	3						
																		160	H	Sacramento St.		3	6						
																		167	H	UC Riverside		8	2						
																		167	H	UC Riverside		4	8						
																		167	H	UC Riverside		3	7						
																		207	H	Grand Canyon		4	9						
																		207	H	Grand Canyon		3	9						
																		207	H	Grand Canyon		6	9						
																		258	A	Northern Colo.		2	9						
																		258	A	Northern Colo.		3	6						

Non-Div. I Games:

CSU Bakersfield

136	A	Utah Valley	4	7
105	A	Loyola Marymount	3	7

RPI	S	Opponent	Score	
285	A	UTRGV	0	5
285	A	UTRGV	11	6
285	A	UTRGV	5	0

CSU Bakersfield

C
S
U
B
a
k
e
r
s
f
i
e
l
d

C
S
U
B
a
k
e
r
s
f
i
e
l
d

Average RPI Win:	193	WON-LOST RECORD	WINNING PCT. RANK	LAST 15 GAMES	STRENGTH OF SCHEDULE	OPP. STRENGTH OF SCHEDULE	TEAM RPI	ADJ RPI	CONF. RPI	ADJ CONF. RPI	
Average RPI Loss:	151										
DIV. I ONLY	12-29-0	.29268	276	3-11-0	169	234	256	.4436	257	22	22
DIV. I NON-CONF.	2-15-0	.11765	294	0-1-0	172	228	285	.40492	286	24	24
<hr/>											
TOTALS	RPI 1-25	RPI 26-50		W-L RECORDS		RPI 51-100		RPI 101-150		RPI 150+	
12-29-0	0-0-0	0-0-0		OVERALL		1-9-0		0-6-0		11-14-0	
5-7-0	0-0-0	0-0-0		HOME		1-2-0		0-0-0		4-5-0	
5-20-0	0-0-0	0-0-0		AWAY		0-7-0		0-6-0		5-7-0	
2-2-0	0-0-0	0-0-0		NEUTRAL		0-0-0		0-0-0		2-2-0	
<hr/>											
2-15-0	0-0-0	0-0-0		NON-CONFERENCE		0-4-0		0-6-0		2-5-0	
0-0-0	0-0-0	0-0-0		HOME		0-0-0		0-0-0		0-0-0	
0-13-0	0-0-0	0-0-		AWAY		0-4-0		0-6-0		0-3-0	
2-2-0	0-0-0	0-0-0		NEUTRAL		0-0-0		0-0-0		2-2-0	
<hr/>											
10-14-0	0-0-0	0-0-0		CONFERENCE		1-5-0		0-0-0		9-9-0	
5-7-0	0-0-0	0-0-0		HOME		1-2-0		0-0-0		4-5-0	
5-7-0	0-0-0	0-0-0		AWAY		0-3-0		0-0-0		5-4-0	
0-0-0	0-0-0	0-0-0		NEUTRAL		0-0-0		0-0-0		0-0-0	
<hr/>											
RPI	S	Opponent	Score	RPI	S	Opponent	Score	RPI	S	Opponent	Score
						74 A Oral Roberts	5 6			114 A Southern Ill.	0 9
						74 A Oral Roberts	4 13			114 A Southern Ill.	0 9
						74 A Oral Roberts	1 6			114 A Southern Ill.	1 4
						74 H Oral Roberts	9 4			131 A Missouri St.	4 13
						74 H Oral Roberts	1 11			131 A Missouri St.	3 15
						74 H Oral Roberts	0 6			147 A Bradley	3 6
						86 A Arkansas	3 9			169 A North Dakota St.	0 3
						86 A Arkansas	2 3			169 A North Dakota St.	12 8
						86 A Arkansas	0 3			169 A North Dakota St.	3 12
						98 A Iowa	4 10			169 H North Dakota St.	1 3
										169 H North Dakota St.	7 6
										169 H North Dakota St.	9 4
										179 A Omaha	3 2
										179 A Omaha	1 6
										179 A Omaha	10 2
										203 A Tennessee Tech	12 13
										203 A Tennessee Tech	5 6
										203 A Tennessee Tech	3 6
										227 A South Dakota St.	3 6
										227 A South Dakota St.	3 1
										227 A South Dakota St.	5 1
										227 H South Dakota St.	3 11
										227 H South Dakota St.	3 2
										227 H South Dakota St.	2 0
										232 H IPFW	5 11
										232 H IPFW	1 8
										232 H IPFW	1 9
<hr/>											
LAST 15 GAMES											
						74 A Oral Roberts	1 6			169 A North Dakota St.	0 3
						74 A Oral Roberts	5 6			169 A North Dakota St.	12 8
						74 A Oral Roberts	4 13			169 A North Dakota St.	3 12
						98 A Iowa	4 10				
						227 A South Dakota St.	3 1				

Non-Div. I Games: Ill.-Springfield 5 13 St. Ambrose 9 1

Western Ill.

Western Ill.

227 A South Dakota St.	3	6
227 A South Dakota St.	5	1

Through Games Of May 9, 2016

RPI	S	Opponent	Score	
234	N	Northern Ky.	16	11
234	N	Northern Ky.	4	5
234	N	Northern Ky.	8	6
234	N	Northern Ky.	4	7

Western Ill.

W
e
s
t
e
r
n
I
l
l
.

W
e
s
t
e
r
n
I
l
l
.

Average RPI Win:	223	WON-LOST RECORD	WINNING PCT. RANK	LAST 15 GAMES	STRENGTH OF SCHEDULE	OPP. STRENGTH OF SCHEDULE	TEAM RPI	ADJ RPI	CONF. RPI	ADJ CONF. RPI		
DIV. I ONLY		14-23-0	.37838	231	10-5-0	278	213	257	.44252	258	28	28
DIV. I NON-CONF.		4-16-0	.2	278	0-1-0	248	146	279	.41406	279	27	28
<hr/>												
TOTALS	RPI 1-25	RPI 26-50		W-L RECORDS		RPI 51-100		RPI 101-150		RPI 150+		
14-23-0	0-0-0	0-2-0		OVERALL		1-3-0		1-2-0		12-16-0		
6-4-0	0-0-0	0-0-0		HOME		0-0-0		0-0-0		6-4-0		
8-19-0	0-0-0	0-2-0		AWAY		1-2-0		1-2-0		6-12-0		
0-0-0	0-0-0	0-0-0		NEUTRAL		0-0-0		0-0-0		0-0-0		
4-16-0	0-0-0	0-2-0		NON-CONFERENCE		1-3-0		0-0-0		3-11-0		
1-4-0	0-0-0	0-0-0		HOME		0-0-0		0-0-0		1-4-0		
3-12-0	0-0-0	0-0-		AWAY		1-3-0		0-0-0		2-7-0		
0-0-0	0-0-0	0-0-0		NEUTRAL		0-0-0		0-0-0		0-0-0		
10-7-0	0-0-0	0-0-0		CONFERENCE		0-0-0		1-2-0		9-5-0		
5-0-0	0-0-0	0-0-0		HOME		0-0-0		0-0-0		5-0-0		
5-7-0	0-0-0	0-0-0		AWAY		0-0-0		1-2-0		4-5-0		
0-0-0	0-0-0	0-0-0		NEUTRAL		0-0-0		0-0-0		0-0-0		
RPI	S	Opponent	Score	RPI	S	Opponent	Score	RPI	S	Opponent	Score	
				46	A	Nebraska	1 7	87	A	CSUN	3 5	
				46	A	Nebraska	0 8	87	A	CSUN	3 2	
								87	A	CSUN	2 4	
								87	A	CSUN	0 6	
										136	A Utah Valley	
										136	A Utah Valley	
										136	A Utah Valley	
										160	A Sacramento St.	
										160	A Sacramento St.	
										160	A Sacramento St.	
										166	A Air Force	
										166	H Air Force	
										166	H Air Force	
										174	A Wichita St.	
										174	A Wichita St.	
										174	A Wichita St.	
										197	A Kansas	
										197	A Kansas	
										207	H Grand Canyon	
										207	H Grand Canyon	
										207	H Grand Canyon	
										221	A Pacific	
										221	A Pacific	
										221	A Pacific	
										227	H South Dakota St.	
										227	H South Dakota St.	
										227	H South Dakota St.	
										256	H CSU Bakersfield	
										256	H CSU Bakersfield	
										284	A North Dakota	
										284	A North Dakota	

Non-Div. I Games: Regis (CO)

9 4

Colorado Mesa

4

13

Colorado Mesa

4

7

Northern Colo.

Northern Colo.

284	A	North Dakota	6	4
292	A	Chicago St.	7	5

Through Games Of May 9, 2016

RPI	S	Opponent	Score	
284	A	North Dakota	6	4
292	A	Chicago St.	7	5
292	A	Chicago St.	2	4
292	A	Chicago St.	4	5

Northern Colo.

N
o
r
t
h
e
r
n
C
o
l
o
.

N
o
r
t
h
e
r
n
C
o
l
o
.

Average RPI Win:	240	WON-LOST	WINNING	LAST 15	STRENGTH OF	OPP. STRENGTH	TEAM	ADJ	CONF.	ADJ CONF.	
Average RPI Loss:	138	RECORD	PCT. RANK	GAMES	SCHEDULE	OF SCHEDULE	RPI	RPI	RPI	RPI	
DIV. I ONLY	19-28-0	.40426	217	4-11-0	254	197	260	.44248	259	24	24
DIV. I NON-CONF.	9-20-0	.31034	252	1-5-0	284	177	290	.40112	289	25	25
<hr/>											
TOTALS	RPI 1-25	RPI 26-50		W-L RECORDS		RPI 51-100		RPI 101-150		RPI 150+	
19-28-0	0-0-0	0-4-0		OVERALL		1-8-0		1-6-0		17-10-0	
13-7-0	0-0-0	0-0-0		HOME		0-1-0		1-2-0		12-4-0	
5-11-0	0-0-0	0-0-0		AWAY		1-6-0		0-1-0		4-4-0	
1-10-0	0-0-0	0-4-0		NEUTRAL		0-1-0		0-3-0		1-2-0	
<hr/>											
9-20-0	0-0-0	0-4-0		NON-CONFERENCE		1-5-0		0-4-0		8-7-0	
7-4-0	0-0-0	0-0-0		HOME		0-1-0		0-0-0		7-3-0	
1-6-0	0-0-0	0-0-		AWAY		1-3-0		0-1-0		0-2-0	
1-10-0	0-0-0	0-4-0		NEUTRAL		0-1-0		0-3-0		1-2-0	
<hr/>											
10-8-0	0-0-0	0-0-0		CONFERENCE		0-3-0		1-2-0		9-3-0	
6-3-0	0-0-0	0-0-0		HOME		0-0-0		1-2-0		5-1-0	
4-5-0	0-0-0	0-0-0		AWAY		0-3-0		0-0-0		4-2-0	
0-0-0	0-0-0	0-0-0		NEUTRAL		0-0-0		0-0-0		0-0-0	
<hr/>											
RPI S	Opponent	Score	RPI S	Opponent	Score	RPI S	Opponent	Score	RPI S	Opponent	Score
			50 N	BYU	7 21	58 A	Southeast Mo. St.	12 8	131 A	Missouri St.	4 15
			50 N	BYU	7 11	58 H	Southeast Mo. St.	3 10	133 N	Morehead St.	1 4
			50 N	BYU	0 5	66 A	Illinois	1 3	142 N	Arkansas St.	2 9
			50 N	BYU	3 11	66 A	Illinois	2 6	142 N	Arkansas St.	4 5
						66 A	Illinois	4 6	143 H	Saint Joseph's	22 6
						77 A	VCU	6 7	143 H	Saint Joseph's	2 3
						77 A	VCU	1 5	143 H	Saint Joseph's	2 3
						77 A	VCU	0 1	179 N	Omaha	2 16
						97 N	Missouri	3 5	188 A	Richmond	3 5
									188 A	Richmond	2 4
									188 A	Richmond	13 7
									191 H	Davidson	0 1
									191 H	Davidson	12 2
									191 H	Davidson	2 1
									197 A	Kansas	3 5
									205 H	Murray St.	1 9
									215 H	Illinois St.	5 4
									250 A	Dayton	5 1
									250 A	Dayton	7 2
									250 A	Dayton	5 3
									271 A	SIUE	8 9
									271 H	SIUE	1 6
									275 H	Eastern Ill.	2 0
									276 H	George Mason	3 2
									276 H	George Mason	15 6
									276 H	George Mason	15 0
									279 H	Butler	13 12
<hr/>											
LAST 15 GAMES											
			77 A	VCU	6 7	143 H	Saint Joseph's	22 6	275 H	Eastern Ill.	2 0
			77 A	VCU	0 1	143 H	Saint Joseph's	2 3	276 H	George Mason	3 2
			77 A	VCU	1 5	143 H	Saint Joseph's	2 3	276 H	George Mason	15 6
			58 A	Southeast Mo. St.	12 8				276 H	George Mason	15 0
			191 H	Davidson	12 2				279 H	Butler	13 12

Non-Div. I Games: Rockhurst 2 1

Saint Louis

191	H	Davidson	0	1
191	H	Davidson	2	1

RPI	S	Opponent	Score	
279	H	Butler	9	4
279	H	Butler	6	8
280	N	Purdue	3	2
284	N	North Dakota	2	7
292	H	Chicago St.	7	1
292	H	Chicago St.	8	2
292	H	Chicago St.	7	0

Saint Louis

S
a
i
n
t
L
o
u
i
s

S
a
i
n
t
L
o
u
i
s

Average RPI Win: 227		WON-LOST RECORD		WINNING PCT. RANK		LAST 15 GAMES		STRENGTH OF SCHEDULE		OPP. STRENGTH OF SCHEDULE		TEAM RPI		ADJ RPI		CONF. RPI		ADJ CONF. RPI					
DIV. I ONLY		16-28-0		.36364 241		4-10-0		195		181		258		.44247 260		15		16					
DIV. I NON-CONF.		12-14-0		.46154 167		1-2-0		235		131		232		.46165 232		19		19					
TOTALS		RPI 1-25		RPI 26-50		W-L RECORDS		RPI 51-100		RPI 101-150		RPI 150+											
16-28-0		0-3-0		0-2-0		OVERALL		1-4-0		1-5-0		14-14-0											
13-11-0		0-0-0		0-0-0		HOME		1-2-0		0-3-0		12-6-0											
3-16-0		0-3-0		0-2-0		AWAY		0-2-0		1-2-0		2-7-0											
0-1-0		0-0-0		0-0-0		NEUTRAL		0-0-0		0-0-0		0-1-0											
12-14-0		0-3-0		0-2-0		NON-CONFERENCE		1-4-0		0-0-0		11-5-0											
11-4-0		0-0-0		0-0-0		HOME		1-2-0		0-0-0		10-2-0											
1-9-0		0-3-0		0-0-		AWAY		0-2-0		0-0-0		1-2-0											
0-1-0		0-0-0		0-0-0		NEUTRAL		0-0-0		0-0-0		0-1-0											
4-14-0		0-0-0		0-0-0		CONFERENCE		0-0-0		1-5-0		3-9-0											
2-7-0		0-0-0		0-0-0		HOME		0-0-0		0-3-0		2-4-0											
2-7-0		0-0-0		0-0-0		AWAY		0-0-0		1-2-0		1-5-0											
0-0-0		0-0-0		0-0-0		NEUTRAL		0-0-0		0-0-0		0-0-0											
RPI	S	Opponent		Score		RPI	S	Opponent		Score		RPI	S	Opponent		Score							
5	A	South Carolina		0	9	30	A	Georgia		3	5	54	A	Col. of Charleston		1	4	144	H Longwood	2	6		
5	A	South Carolina		0	2	30	A	Georgia		3	10	65	A	Jacksonville		1	4	144	H Longwood	4	13		
5	A	South Carolina		4	5							95	H	West Virginia		0	5	144	H Longwood	1	4		
												95	H	West Virginia		4	3	149	A Liberty	6	9		
												95	H	West Virginia		0	3	149	A Liberty	6	1		
																		149	A Liberty	2	10		
																		155	A Gardner-Webb	2	21		
																		155	A Gardner-Webb	2	5		
																		155	A Gardner-Webb	0	1		
																		163	A Winthrop	17	5		
																		163	A Winthrop	0	1		
																		163	A Winthrop	1	11		
																		164	H Campbell	5	7		
																		164	H Campbell	4	5		
																		164	H Campbell	18	7		
																		172	N Wofford	0	4		
																		206	H George Washington	3	1		
																		206	H George Washington	12	1		
																		206	H George Washington	5	10		
																		226	A USC Upstate	6	11		
																		226	H USC Upstate	3	1		
																		236	A The Citadel	3	4		
																		236	H The Citadel	18	1		
																		263	H Massachusetts	12	8		
																		263	H Massachusetts	3	1		
																		263	H Massachusetts	7	2		
																		269	H N.C. Central	9	6		
						LAST 15 GAMES																	
						163	A	Winthrop		0	1	226	A	USC Upstate		6	11						
						163	A	Winthrop		17	5	282	H	UNC Asheville		9	7						
						163	A	Winthrop		1	11	282	H	UNC Asheville		8	9						
						172	N	Wofford		0	4												
						155	A	Gardner-Webb		2	5												

Non-Div. I Games: North Greenville 2 6

Charleston So.

155	A	Gardner-Webb	2	21
155	A	Gardner-Webb	0	1

RPI	S	Opponent	Score	
279	H	Butler	3	4
279	H	Butler	7	3
279	H	Butler	2	1
282	H	UNC Asheville	9	7
282	H	UNC Asheville	8	9
282	H	UNC Asheville	1	7
290	A	Savannah St.	10	4

C
h
a
r
l
e
s
t
o
n
S
o
.

C
h
a
r
l
e
s
t
o
n
S
o
.

Average RPI Win:		289	WON-LOST RECORD		WINNING PCT. RANK		LAST 15 GAMES		STRENGTH OF SCHEDULE		OPP. STRENGTH OF SCHEDULE		TEAM RPI		ADJ RPI		CONF. RPI		ADJ CONF. RPI				
DIV. I ONLY			20-22-0		.47619 172		12-3-0		287		286		262		.44092 261		32		32				
DIV. I NON-CONF.			0-17-0		0 296		0-2-0		118		69		295		.3894 295		31		32				
TOTALS		RPI 1-25		RPI 26-50		W-L RECORDS		RPI 51-100		RPI 101-150		RPI 150+											
20-22-0		0-2-0		0-0-0		OVERALL		0-4-0		0-7-0		20-9-0											
11-7-0		0-0-0		0-0-0		HOME		0-3-0		0-0-0		11-4-0											
9-15-0		0-2-0		0-0-0		AWAY		0-1-0		0-6-0		9-5-0											
0-0-0		0-0-0		0-0-0		NEUTRAL		0-0-0		0-0-0		0-0-0											
0-17-0		0-2-0		0-0-0		NON-CONFERENCE		0-4-0		0-7-0		0-4-0											
0-6-0		0-0-0		0-0-0		HOME		0-3-0		0-0-0		0-3-0											
0-11-0		0-2-0		0-0-		AWAY		0-1-0		0-7-0		0-1-0											
0-0-0		0-0-0		0-0-0		NEUTRAL		0-0-0		0-0-0		0-0-0											
20-5-0		0-0-0		0-0-0		CONFERENCE		0-0-0		0-0-0		20-5-0											
11-1-0		0-0-0		0-0-0		HOME		0-0-0		0-0-0		11-1-0											
9-4-0		0-0-0		0-0-0		AWAY		0-0-0		0-0-0		9-4-0											
0-0-0		0-0-0		0-0-0		NEUTRAL		0-0-0		0-0-0		0-0-0											
RPI	S	Opponent		Score		RPI	S	Opponent		Score		RPI	S	Opponent		Score							
7	A	Ole Miss		1	12			58	H	Southeast Mo. St.		0	10	115	A	Little Rock		2	7				
19	A	TCU		3	17			58	H	Southeast Mo. St.		2	9	123	A	Kansas St.		8	18				
								58	H	Southeast Mo. St.		2	8	123	A	Kansas St.		9	15				
								97	A	Missouri		0	2	123	A	Kansas St.		8	13				
														142	A	Arkansas St.		3	8				
														148	A	Central Ark.		3	4				
														148	A	Central Ark.		0	4				
														169	H	North Dakota St.		4	7				
														169	H	North Dakota St.		7	8				
														169	H	North Dakota St.		0	2				
														224	A	Memphis		5	6				
														273	A	Grambling		14	11				
														273	A	Grambling		4	3				
														273	A	Grambling		15	5				
														273	H	Grambling		12	4				
														273	H	Grambling		8	7				
														273	H	Grambling		1	7				
														286	A	Texas Southern		4	9				
														286	A	Texas Southern		17	4				
														286	A	Texas Southern		5	6				
														286	H	Texas Southern		5	2				
														286	H	Texas Southern		8	6				
														286	H	Texas Southern		7	4				
														293	A	Alcorn		7	3				
														296	A	Southern U.		10	9				
														296	A	Southern U.		3	5				
														296	A	Southern U.		7	2				
LAST 15 GAMES																							
273 A Grambling						14 11						298 A Prairie View						11 7					
273 A Grambling						15 5						293 A Alcorn						7 3					
273 A Grambling						4 3						286 H Texas Southern						8 6					
7 A Ole Miss						1 12																	
142 A Arkansas St.						3 8																	

Non-Div. I Games:

Ark.-Pine Bluff

298 A Prairie View	9	0
298 A Prairie View	13	17

RPI	S	Opponent	Score	
297	H	Alabama A&M	5	2
297	H	Alabama A&M	4	3
297	H	Alabama A&M	1	0
298	A	Prairie View	13	17
298	A	Prairie View	9	0
298	A	Prairie View	11	7
298	H	Prairie View	21	1
298	H	Prairie View	12	0
298	H	Prairie View	11	1

Ark.-Pine Bluff

A
r
k
.
-
P
i
n
e
B
l
u
f
f

A
r
k
.
-
P
i
n
e
B
l
u
f
f

Average RPI Win:		197	WON-LOST RECORD		WINNING PCT. RANK		LAST 15 GAMES		STRENGTH OF SCHEDULE		OPP. STRENGTH OF SCHEDULE		TEAM RPI	ADJ RPI		CONF. RPI	ADJ CONF. RPI
Average RPI Loss:		120															
DIV. I ONLY			13-33-0		.28261	278	5-10-0		190		153		261	.43989	262	6	6
DIV. I NON-CONF.			8-17-0		.32	246	2-1-0		283		183		272	.4268	271	7	7
TOTALS		RPI 1-25		RPI 26-50		W-L RECORDS		RPI 51-100		RPI 101-150		RPI 150+					
13-33-0		0-3-0		1-6-0		OVERALL		1-2-0		3-11-0		8-11-0					
5-10-0		0-3-0		0-3-0		HOME		0-0-0		1-3-0		4-1-0					
6-18-0		0-0-0		1-2-0		AWAY		1-2-0		0-6-0		4-8-0					
2-5-0		0-0-0		0-1-0		NEUTRAL		0-0-0		2-2-0		0-2-0					
8-17-0		0-0-0		0-1-0		NON-CONFERENCE		0-0-0		3-5-0		5-11-0					
2-1-0		0-0-0		0-0-0		HOME		0-0-0		1-0-0		1-1-0					
4-11-0		0-0-0		0-0-		AWAY		0-0-0		0-3-0		4-8-0					
2-5-0		0-0-0		0-1-0		NEUTRAL		0-0-0		2-2-0		0-2-0					
5-16-0		0-3-0		1-5-0		CONFERENCE		1-2-0		0-6-0		3-0-0					
3-9-0		0-3-0		0-3-0		HOME		0-0-0		0-3-0		3-0-0					
2-7-0		0-0-0		1-2-0		AWAY		1-2-0		0-3-0		0-0-0					
0-0-0		0-0-0		0-0-0		NEUTRAL		0-0-0		0-0-0		0-0-0					
RPI	S	Opponent		Score		RPI	S	Opponent		Score		RPI	S	Opponent		Score	
24	H	Michigan		4	10	34	H	Minnesota		1	10	100	A	Ohio St.		6	5
24	H	Michigan		9	11	34	H	Minnesota		5	6	100	A	Ohio St.		4	5
24	H	Michigan		3	12	34	H	Minnesota		0	8	100	A	Ohio St.		2	5
						44	N	Boston College		3	6						
						46	A	Nebraska		7	8						
						46	A	Nebraska		2	3						
						46	A	Nebraska		11	3						

Non-Div. I Games: Saint Leo 3 5

Northwestern

101	A	Indiana	1	2
101	A	Indiana	3	4

RPI	S	Opponent	Score	
279	N	Butler	9	10
280	H	Purdue	3	0
280	H	Purdue	7	4
280	H	Purdue	7	3
292	A	Chicago St.	12	10
292	H	Chicago St.	11	5

N
o
r
t
h
w
e
s
t
e
r
n

N
o
r
t
h
w
e
s
t
e
r
n

Average RPI Win:	214	WON-LOST	WINNING	LAST 15	STRENGTH OF	OPP. STRENGTH	TEAM	ADJ	CONF.	ADJ CONF.	
Average RPI Loss:	199	RECORD	PCT. RANK	GAMES	SCHEDULE	OF SCHEDULE	RPI	RPI	RPI	RPI	
DIV. I ONLY	14-22-0	.38889	226	7-8-0	256	265	263	.43913	263	24	24
DIV. I NON-CONF.	7-11-0	.38889	217	2-1-0	290	238	275	.4234	275	25	25
<hr/>											
TOTALS	RPI 1-25	RPI 26-50		W-L RECORDS		RPI 51-100		RPI 101-150		RPI 150+	
14-22-0	0-0-0	0-2-0		OVERALL		1-0-0		0-3-0		13-17-0	
6-7-0	0-0-0	0-1-0		HOME		1-0-0		0-3-0		5-3-0	
4-11-0	0-0-0	0-1-0		AWAY		0-0-0		0-0-0		4-10-0	
4-4-0	0-0-0	0-0-0		NEUTRAL		0-0-0		0-0-0		4-4-0	
7-11-0	0-0-0	0-2-0		NON-CONFERENCE		1-0-0		0-0-0		6-9-0	
2-2-0	0-0-0	0-1-0		HOME		1-0-0		0-0-0		1-1-0	
1-5-0	0-0-0	0-0-		AWAY		0-0-0		0-0-0		1-4-0	
4-4-0	0-0-0	0-0-0		NEUTRAL		0-0-0		0-0-0		4-4-0	
7-11-0	0-0-0	0-0-0		CONFERENCE		0-0-0		0-3-0		7-8-0	
4-5-0	0-0-0	0-0-0		HOME		0-0-0		0-3-0		4-2-0	
3-6-0	0-0-0	0-0-0		AWAY		0-0-0		0-0-0		3-6-0	
0-0-0	0-0-0	0-0-0		NEUTRAL		0-0-0		0-0-0		0-0-0	
RPI S	Opponent	Score	RPI S	Opponent	Score	RPI S	Opponent	Score	RPI S	Opponent	Score
			44 A	Boston College	1 2	82 H	UConn	9 5	143 H	Saint Joseph's	1 3
			44 H	Boston College	5 11				143 H	Saint Joseph's	1 6
									143 H	Saint Joseph's	7 17
									173 A	Northeastern	3 2
									176 H	Holy Cross	3 6
									188 A	Richmond	8 3
									188 A	Richmond	3 6
									188 A	Richmond	4 14
									191 A	Davidson	7 1
									191 A	Davidson	4 5
									191 A	Davidson	2 10
									196 H	Fordham	8 7
									196 H	Fordham	0 5
									196 H	Fordham	8 1
									222 H	Central Conn. St.	6 5
									230 N	Harvard	5 9
									230 N	Harvard	6 2
									230 N	Harvard	1 5
									233 A	St. Bonaventure	3 7
									233 A	St. Bonaventure	3 5
									233 A	St. Bonaventure	3 2
			LAST 15 GAMES						248 A	Quinnipiac	0 7
			188 A	Richmond	8 3	268 H	La Salle	8 2	249 N	Maine	10 1
			188 A	Richmond	3 6	268 H	La Salle	3 5	249 N	Maine	5 3
			188 A	Richmond	4 14	268 H	La Salle	8 3	255 N	Army West Point	6 2
			196 H	Fordham	0 5				255 N	Army West Point	5 6
			196 H	Fordham	8 7				255 N	Army West Point	3 10

Non-Div. I Games:

Massachusetts

196	H	Fordham	8	1
248	A	Quinnipiac	0	7

RPI	S	Opponent	Score	
260	A	Charleston So.	2	7
260	A	Charleston So.	8	12
260	A	Charleston So.	1	3
268	H	La Salle	8	3
268	H	La Salle	3	5
268	H	La Salle	8	2

Massachusetts

M
a
s
s
a
c
h
u
s
e
t
t
s

M
a
s
s
a
c
h
u
s
e
t
t
s

Average RPI Win: 199		WON-LOST RECORD		WINNING PCT. RANK		LAST 15 GAMES		STRENGTH OF SCHEDULE		OPP. STRENGTH OF SCHEDULE		TEAM RPI		ADJ RPI		CONF. RPI		ADJ CONF. RPI	
DIV. I ONLY		15-31-0		.32609 262		5-10-0		236		235		264		.43884 264		23		23	
DIV. I NON-CONF.		8-14-0		.36364 228		1-5-0		68		225		142		.50055 142		22		22	
TOTALS		RPI 1-25		RPI 26-50		W-L RECORDS		RPI 51-100		RPI 101-150		RPI 150+							
15-31-0		0-4-0		0-0-0		OVERALL		1-0-0		0-4-0		14-23-0							
4-9-0		0-0-0		0-0-0		HOME		0-0-0		0-0-0		4-9-0							
6-19-0		0-4-0		0-0-0		AWAY		1-0-0		0-3-0		5-11-0							
5-3-0		0-0-0		0-0-0		NEUTRAL		0-0-0		0-0-0		5-3-0							
8-14-0		0-4-0		0-0-0		NON-CONFERENCE		1-0-0		0-4-0		7-6-0							
0-1-0		0-0-0		0-0-0		HOME		0-0-0		0-0-0		0-1-0							
3-10-0		0-4-0		0-0-		AWAY		1-0-0		0-4-0		2-2-0							
5-3-0		0-0-0		0-0-0		NEUTRAL		0-0-0		0-0-0		5-3-0							
7-17-0		0-0-0		0-0-0		CONFERENCE		0-0-0		0-0-0		7-17-0							
4-8-0		0-0-0		0-0-0		HOME		0-0-0		0-0-0		4-8-0							
3-9-0		0-0-0		0-0-0		AWAY		0-0-0		0-0-0		3-9-0							
0-0-0		0-0-0		0-0-0		NEUTRAL		0-0-0		0-0-0		0-0-0							
RPI	S	Opponent		Score		RPI	S	Opponent		Score		RPI	S	Opponent		Score			
8	A	Florida St.		1	6							121	A	Seattle		0	3		
8	A	Florida St.		1	6							121	A	Seattle		3	9		
8	A	Florida St.		0	10							121	A	Seattle		0	7		
24	A	Michigan		0	5							121	A	Seattle		0	7		
												156	A	Miami (OH)		1	5		
												156	A	Miami (OH)		3	4		
												156	A	Miami (OH)		5	7		
												158	N	Alabama St.		7	4		
												158	N	Alabama St.		3	11		
												168	A	Ball St.		8	7		
												168	A	Ball St.		5	1		
												168	A	Ball St.		1	3		
												170	A	Eastern Mich.		0	4		
												170	A	Eastern Mich.		4	5		
												170	A	Eastern Mich.		4	8		
												175	N	Stony Brook		5	4		
												179	N	Omaha		1	10		
												181	N	Presbyterian		6	1		
												181	N	Presbyterian		5	6		
												184	A	Elon		6	2		
												217	H	Toledo		7	3		
												217	H	Toledo		2	4		
												217	H	Toledo		5	3		
												223	H	Northern Ill.		0	2		
												223	H	Northern Ill.		4	20		
												223	H	Northern Ill.		0	6		
												228	H	Ohio		6	2		
LAST 15 GAMES																			
8	A	Florida St.		1	6	168	A	Ball St.		8	7								
8	A	Florida St.		0	10	168	A	Ball St.		1	3	223	H	Northern Ill.		0	2		
8	A	Florida St.		1	6	168	A	Ball St.		5	1	223	H	Northern Ill.		4	20		
223	H	Northern Ill.		0	6							223	H	Northern Ill.		0	6		
223	H	Northern Ill.		0	2							228	H	Ohio		6	2		

Non-Div. I Games: Findlay 5 4

Bowling Green

Bowling Green

223	H	Northern Ill.	4	20
252	A	Youngstown St.	0	2

Through Games Of May 9, 2016

RPI	S	Opponent	Score	
228	H	Ohio	5	10
228	H	Ohio	5	4
229	A	Western Mich.	0	1
229	A	Western Mich.	5	6
229	H	Western Mich.	2	3
229	H	Western Mich.	0	11
237	N	Appalachian St.	6	2
242	A	Central Mich.	4	0
242	H	Central Mich.	5	10
243	A	ETSU	1	12
243	A	ETSU	7	1
250	H	Dayton	2	13
252	A	Youngstown St.	0	2
290	N	Savannah St.	10	1

Bowling Green

B
o
w
l
i
n
g
G
r
e
e
n

B
o
w
l
i
n
g
G
r
e
e
n

Average RPI Win: 262		WON-LOST	WINNING	LAST 15	STRENGTH OF		OPP. STRENGTH	TEAM	ADJ		CONF.	ADJ CONF.	
Average RPI Loss: 192		RECORD	PCT. RANK	GAMES	SCHEDULE		OF SCHEDULE	RPI	RPI		RPI	RPI	
DIV. I ONLY		16-29-0	.35556	246	5-10-0		245	288	266	.43797	265	17	17
DIV. I NON-CONF.		14-17-0	.45161	176	5-2-0		249	300	234	.46031	234	17	17
TOTALS		RPI 1-25	RPI 26-50		W-L RECORDS		RPI 51-100		RPI 101-150		RPI 150+		
16-29-0	0-0-0	0-0-0		OVERALL		0-1-0		0-8-0		16-20-0			
8-5-0	0-0-0	0-0-0		HOME		0-0-0		0-3-0		8-2-0			
8-21-0	0-0-0	0-0-0		AWAY		0-0-0		0-4-0		8-13-0			
0-3-0	0-0-0	0-0-0		NEUTRAL		0-1-0		0-0-0		0-2-0			
14-17-0	0-0-0	0-0-0		NON-CONFERENCE		0-1-0		0-2-0		14-14-0			
6-2-0	0-0-0	0-0-0		HOME		0-0-0		0-0-0		6-2-0			
8-12-0	0-0-0	0-0-		AWAY		0-0-0		0-2-0		8-10-0			
0-3-0	0-0-0	0-0-0		NEUTRAL		0-1-0		0-0-0		0-2-0			
2-12-0	0-0-0	0-0-0		CONFERENCE		0-0-0		0-6-0		2-6-0			
2-3-0	0-0-0	0-0-0		HOME		0-0-0		0-3-0		2-0-0			
0-9-0	0-0-0	0-0-0		AWAY		0-0-0		0-3-0		0-6-0			
0-0-0	0-0-0	0-0-0		NEUTRAL		0-0-0		0-0-0		0-0-0			
RPI	S	Opponent	Score	RPI	S	Opponent	Score	RPI	S	Opponent	Score		
				79 N Rutgers 3 10				112 A FGCU 5 6					
								112 A FGCU 1 10					
								112 A FGCU 3 4					
								140 A Navy 3 7					
								140 A Navy 0 4					
								146 H Stetson 6 16					
								146 H Stetson 3 11					
								146 H Stetson 1 3					
								151 A Seton Hall 2 9					
								170 N Eastern Mich. 0 8					
								178 A Kennesaw St. 3 5					
								178 A Kennesaw St. 3 5					
								178 A Kennesaw St. 2 8					
								179 N Omaha 3 9					
								196 A Fordham 0 2					
								196 A Fordham 1 3					
								196 H Fordham 4 10					
								196 H Fordham 3 2					
								198 A Fairfield 8 4					
								206 A George Washington 6 0					
								210 A Lipscomb 11 12					
								210 A Lipscomb 2 11					
								210 A Lipscomb 12 22					
								226 H USC Upstate 4 2					
								226 H USC Upstate 8 6					
				245 H Marist 2 4									
				253 H Fairleigh Dickinson 14 3									
LAST 15 GAMES													
146 H Stetson 3 11				291 H Saint Peter's 6 5									
146 H Stetson 1 3				281 H NYIT 7 2									
146 H Stetson 6 16				281 H NYIT 4 1									
198 A Fairfield 8 4								245 H Marist 2 4					
210 A Lipscomb 12 22								253 H Fairleigh Dickinson 14 3					

Non-Div. I Games: Point U. 12 2

NJIT

210 A Lipscomb	11	12
210 A Lipscomb	2	11

RPI	S	Opponent	Score	
269	A	N.C. Central	5	4
269	A	N.C. Central	5	6
269	A	N.C. Central	4	8
278	A	Norfolk St.	0	7
278	A	Norfolk St.	1	6
278	A	Norfolk St.	9	2
278	A	Norfolk St.	0	16
281	A	NYIT	6	7
281	A	NYIT	0	2
281	H	NYIT	7	2
281	H	NYIT	4	1
291	A	Saint Peter's	11	7
291	H	Saint Peter's	16	0
291	H	Saint Peter's	6	5
299	A	Coppin St.	3	2
299	A	Coppin St.	9	2
299	A	Coppin St.	5	4

Average RPI Win:		238	WON-LOST RECORD		WINNING PCT. RANK		LAST 15 GAMES		STRENGTH OF SCHEDULE		OPP. STRENGTH OF SCHEDULE		TEAM RPI		ADJ RPI		CONF. RPI		ADJ CONF. RPI				
DIV. I ONLY			15-29-0		.34091	252	7-6-0		174		277		265		.43792		266	21		21			
DIV. I NON-CONF.			8-12-0		.4	205	3-0-0		227		298		260		.43826		262	23		23			
TOTALS		RPI 1-25		RPI 26-50			W-L RECORDS			RPI 51-100			RPI 101-150			RPI 150+							
15-29-0		0-3-0		0-0-0			OVERALL			1-5-0			1-3-0			13-18-0							
10-13-0		0-0-0		0-0-0			HOME			0-3-0			0-1-0			10-9-0							
5-16-0		0-3-0		0-0-0			AWAY			1-2-0			1-2-0			3-9-0							
0-0-0		0-0-0		0-0-0			NEUTRAL			0-0-0			0-0-0			0-0-0							
8-12-0		0-3-0		0-0-0			NON-CONFERENCE			0-0-0			0-1-0			8-8-0							
5-6-0		0-0-0		0-0-0			HOME			0-0-0			0-1-0			5-5-0							
3-6-0		0-3-0		0-0-			AWAY			0-0-0			0-0-0			3-3-0							
0-0-0		0-0-0		0-0-0			NEUTRAL			0-0-0			0-0-0			0-0-0							
7-17-0		0-0-0		0-0-0			CONFERENCE			1-5-0			1-2-0			5-10-0							
5-7-0		0-0-0		0-0-0			HOME			0-3-0			0-0-0			5-4-0							
2-10-0		0-0-0		0-0-0			AWAY			1-2-0			1-2-0			0-6-0							
0-0-0		0-0-0		0-0-0			NEUTRAL			0-0-0			0-0-0			0-0-0							
RPI	S	Opponent		Score		RPI	S	Opponent		Score		RPI	S	Opponent		Score		RPI	S	Opponent		Score	
7	A	Ole Miss		2	8					58	H	Southeast Mo. St.		6	19	133	A	Morehead St.		7	26		
10	A	Vanderbilt		6	11					58	H	Southeast Mo. St.		6	15	133	A	Morehead St.		6	4		
12	A	Mississippi St.		0	14					58	H	Southeast Mo. St.		2	26	133	A	Morehead St.		4	10		
										83	A	Austin Peay		3	8	135	H	Evansville		9	29		
										83	A	Austin Peay		9	7	199	H	Eastern Ky.		20	6		
										83	A	Austin Peay		5	6	199	H	Eastern Ky.		4	5		
																199	H	Eastern Ky.		1	16		
																201	A	Belmont		8	10		
																201	A	Belmont		7	23		
																201	A	Belmont		3	7		
																203	A	Tennessee Tech		3	12		
																203	A	Tennessee Tech		3	5		
																203	A	Tennessee Tech		2	10		
																205	H	Murray St.		19	6		
																205	H	Murray St.		6	5		
																205	H	Murray St.		4	7		
																210	A	Lipscomb		4	12		
																232	H	IPFW		3	2		
																232	H	IPFW		2	4		
																232	H	IPFW		5	6		
																232	H	IPFW		12	7		
																241	H	Buffalo		8	15		
																241	H	Buffalo		5	8		
																241	H	Buffalo		3	5		
																271	H	SIUE		4	6		
																271	H	SIUE		8	7		
																271	H	SIUE		5	4		
Non-Div. I Games:		Union (TN)		6	7	Union (TN)		10	3														

UT Martin

271	H	SIUE	5	4
288	H	Jackson St.	11	8

RPI	S	Opponent	Score	
288	A	Jackson St.	12	2
288	A	Jackson St.	5	8
288	A	Jackson St.	18	9
288	A	Jackson St.	2	9
288	H	Jackson St.	13	3
288	H	Jackson St.	10	4
288	H	Jackson St.	11	8
297	A	Alabama A&M	9	2

UT Martin

U
T
M
a
r
t
i
n

U
T
M
a
r
t
i
n

Average RPI Win:	217	WON-LOST	WINNING	LAST 15	STRENGTH OF	OPP. STRENGTH	TEAM	ADJ	CONF.	ADJ CONF.	
Average RPI Loss:	204	RECORD	PCT. RANK	GAMES	SCHEDULE	OF SCHEDULE	RPI	RPI	RPI	RPI	
DIV. I ONLY	14-29-0	.32558	264	5-10-0	231	274	267	.43585	267	27	27
DIV. I NON-CONF.	7-16-0	.30435	256	1-0-0	238	272	267	.43374	266	29	29
<hr/>											
TOTALS	RPI 1-25	RPI 26-50		W-L RECORDS		RPI 51-100		RPI 101-150		RPI 150+	
14-29-0	0-0-0	0-0-0		OVERALL		0-1-0		1-5-0		13-23-0	
5-10-0	0-0-0	0-0-0		HOME		0-0-0		1-5-0		4-5-0	
7-19-0	0-0-0	0-0-0		AWAY		0-1-0		0-0-0		7-18-0	
2-0-0	0-0-0	0-0-0		NEUTRAL		0-0-0		0-0-0		2-0-0	
7-16-0	0-0-0	0-0-0		NON-CONFERENCE		0-1-0		0-2-0		7-13-0	
2-5-0	0-0-0	0-0-0		HOME		0-0-0		0-2-0		2-3-0	
3-11-0	0-0-0	0-0-		AWAY		0-1-0		0-0-0		3-10-0	
2-0-0	0-0-0	0-0-0		NEUTRAL		0-0-0		0-0-0		2-0-0	
7-13-0	0-0-0	0-0-0		CONFERENCE		0-0-0		1-3-0		6-10-0	
3-5-0	0-0-0	0-0-0		HOME		0-0-0		1-3-0		2-2-0	
4-8-0	0-0-0	0-0-0		AWAY		0-0-0		0-0-0		4-8-0	
0-0-0	0-0-0	0-0-0		NEUTRAL		0-0-0		0-0-0		0-0-0	
RPI	S	Opponent	Score	RPI	S	Opponent	Score	RPI	S	Opponent	Score
					</						

Non-Div. I Games:

Lafayette

Lafayette

244	A	Lehigh	2	5
244	A	Lehigh	3	4

Through Games Of May 9, 2016

RPI	S	Opponent	Score
244	A	Lehigh	3 4
244	A	Lehigh	4 10
244	A	Lehigh	3 6
251	A	VMI	5 8
251	A	VMI	2 8
251	A	VMI	2 4
253	H	Fairleigh Dickinson	6 7
255	A	Army West Point	3 9
255	A	Army West Point	6 3
255	A	Army West Point	4 0
255	A	Army West Point	11 2
277	H	Bucknell	3 5
277	H	Bucknell	6 4
277	H	Bucknell	6 5
277	H	Bucknell	1 4

Lafayette

L
a
f
a
y
e
t
t
e

L
a
f
a
y
e
t
t
e

Average RPI Win:	235	WON-LOST RECORD	WINNING PCT. RANK	LAST 15 GAMES	STRENGTH OF SCHEDULE	OPP. STRENGTH OF SCHEDULE	TEAM RPI	ADJ RPI	CONF. RPI	ADJ CONF. RPI				
Average RPI Loss:	177													
DIV. I ONLY	14-34-0	.29167	277	4-11-0	208	272	268	.43532	268	24	24			
DIV. I NON-CONF.	9-21-0	.3	259	1-2-0	250	282	264	.43579	264	25	25			
<hr/>														
TOTALS	RPI 1-25	RPI 26-50		W-L RECORDS	RPI 51-100		RPI 101-150		RPI 150+					
14-34-0	0-0-0	0-0-0		OVERALL	0-5-0		1-2-0		13-27-0					
6-9-0	0-0-0	0-0-0		HOME	0-3-0		1-2-0		5-4-0					
8-25-0	0-0-0	0-0-0		AWAY	0-2-0		0-0-0		8-22-0					
0-0-0	0-0-0	0-0-0		NEUTRAL	0-0-0		0-0-0		0-0-0					
<hr/>														
9-21-0	0-0-0	0-0-0		NON-CONFERENCE	0-2-0		0-0-0		9-19-0					
4-2-0	0-0-0	0-0-0		HOME	0-0-0		0-0-0		4-2-0					
5-19-0	0-0-0	0-0-		AWAY	0-2-0		0-0-0		5-17-0					
0-0-0	0-0-0	0-0-0		NEUTRAL	0-0-0		0-0-0		0-0-0					
<hr/>														
5-13-0	0-0-0	0-0-0		CONFERENCE	0-3-0		1-2-0		4-8-0					
2-7-0	0-0-0	0-0-0		HOME	0-3-0		1-2-0		1-2-0					
3-6-0	0-0-0	0-0-0		AWAY	0-0-0		0-0-0		3-6-0					
0-0-0	0-0-0	0-0-0		NEUTRAL	0-0-0		0-0-0		0-0-0					
<hr/>														
RPI S	Opponent	Score	RPI S	Opponent	Score	RPI S	Opponent	Score	RPI S	Opponent	Score			
						63 A	High Point	0	4	143 H	Saint Joseph's	2	10	
						63 A	High Point	1	5	143 H	Saint Joseph's	3	2	
						77 H	VCU	1	9	143 H	Saint Joseph's	2	14	
						77 H	VCU	1	2	152 A	St. John's (NY)	0	15	
						77 H	VCU	1	4	152 A	St. John's (NY)	2	9	
										152 A	St. John's (NY)	7	16	
										153 A	Delaware	1	22	
										153 H	Delaware	2	4	
										163 A	Winthrop	0	9	
										163 A	Winthrop	2	11	
										163 A	Winthrop	3	7	
										163 A	Winthrop	5	9	
										181 A	Presbyterian	6	3	
										181 A	Presbyterian	3	10	
										181 A	Presbyterian	0	6	
										184 A	Elon	3	10	
										184 A	Elon	4	7	
										184 A	Elon	6	7	
										190 H	Canisius	4	3	
										196 H	Fordham	2	6	
				196 H	Fordham	0	9							
			LAST 15 GAMES			196 H	Fordham	16	4					
			143 H	Saint Joseph's	2	14	263 A	Massachusetts	2	8	206 A	George Washington	1	2
			143 H	Saint Joseph's	3	2	263 A	Massachusetts	5	3	206 A	George Washington	6	3
			143 H	Saint Joseph's	2	10	263 A	Massachusetts	3	8	206 A	George Washington	3	4
			233 A	St. Bonaventure	3	6			231 A	Penn	3	7		
			233 A	St. Bonaventure	1	3			233 A	St. Bonaventure	3	6		

Non-Div. I Games:

La Salle

233	A	St. Bonaventure	6	5
277	A	Bucknell	7	5

RPI	S	Opponent	Score	
233	A	St. Bonaventure	6	5
233	A	St. Bonaventure	1	3
240	A	Rider	2	5
243	A	ETSU	6	4
243	A	ETSU	9	4
243	A	ETSU	3	6
247	A	Villanova	2	5
247	H	Villanova	3	1
263	A	Massachusetts	2	8
263	A	Massachusetts	3	8
263	A	Massachusetts	5	3
277	A	Bucknell	7	5
289	A	Delaware St.	4	2
289	H	Delaware St.	6	5
291	H	Saint Peter's	3	7
291	H	Saint Peter's	1	0

L
a
S
a
l
l
e

L
a
S
a
l
l
e

Average RPI Win: 243		WON-LOST	WINNING	LAST 15	STRENGTH OF		OPP. STRENGTH	TEAM	ADJ		CONF.	ADJ CONF.		
Average RPI Loss: 187		RECORD	PCT. RANK	GAMES	SCHEDULE		OF SCHEDULE	RPI	RPI		RPI	RPI		
DIV. I ONLY		23-27-0	.46	182	7-8-0		284	263	270		.43345	269		
DIV. I NON-CONF.		11-13-0	.45833	169	1-2-0		266	241	253		.44419	253		
TOTALS		RPI 1-25	RPI 26-50		W-L RECORDS		RPI 51-100		RPI 101-150		RPI 150+			
23-27-0		0-0-0	0-2-0		OVERALL		1-0-0		3-8-0		19-17-0			
15-13-0		0-0-0	0-1-0		HOME		1-0-0		2-5-0		12-7-0			
8-14-0		0-0-0	0-1-0		AWAY		0-0-0		1-3-0		7-10-0			
0-0-0		0-0-0	0-0-0		NEUTRAL		0-0-0		0-0-0		0-0-0			
11-13-0		0-0-0	0-2-0		NON-CONFERENCE		1-0-0		2-3-0		8-8-0			
8-7-0		0-0-0	0-1-0		HOME		1-0-0		1-3-0		6-3-0			
3-6-0		0-0-0	0-0-		AWAY		0-0-0		1-0-0		2-5-0			
0-0-0		0-0-0	0-0-0		NEUTRAL		0-0-0		0-0-0		0-0-0			
12-14-0		0-0-0	0-0-0		CONFERENCE		0-0-0		1-5-0		11-9-0			
7-6-0		0-0-0	0-0-0		HOME		0-0-0		1-2-0		6-4-0			
5-8-0		0-0-0	0-0-0		AWAY		0-0-0		0-3-0		5-5-0			
0-0-0		0-0-0	0-0-0		NEUTRAL		0-0-0		0-0-0		0-0-0			
RPI	S	Opponent	Score		RPI	S	Opponent	Score		RPI	S	Opponent	Score	
38	A	Duke	0	3	63	H	High Point	14	1	133	H	Morehead St.	1	4
38	H	Duke	2	4						133	H	Morehead St.	4	24
										133	H	Morehead St.	2	4
										137	A	Florida A&M	4	6
										137	A	Florida A&M	3	6
										137	A	Florida A&M	4	16
										137	H	Florida A&M	9	6
										137	H	Florida A&M	4	5
										137	H	Florida A&M	0	4
										144	A	Longwood	7	4
										144	H	Longwood	5	3
										164	H	Campbell	11	15
										181	A	Presbyterian	6	15
										184	A	Elon	4	9
										187	A	Bethune-Cookman	1	2
										187	A	Bethune-Cookman	2	3
										187	A	Bethune-Cookman	4	5
										187	H	Bethune-Cookman	3	11
										187	H	Bethune-Cookman	4	13
										187	H	Bethune-Cookman	4	3
										235	H	Niagara	11	12
										235	H	Niagara	7	3
										235	H	Niagara	10	6
										235	H	Niagara	13	10
										237	A	Appalachian St.	1	12
										237	H	Appalachian St.	4	1
										260	A	Charleston So.	6	9
LAST 15 GAMES														
137	H	Florida A&M	4	5	184	A	Elon	4	9	235	H	Niagara	10	6
137	H	Florida A&M	9	6	187	A	Bethune-Cookman	4	5	235	H	Niagara	13	10
137	H	Florida A&M	0	4	187	A	Bethune-Cookman	1	2	237	A	Appalachian St.	1	12
290	A	Savannah St.	0	2						237	H	Appalachian St.	4	1
290	A	Savannah St.	9	5						260	A	Charleston So.	6	9

Non-Div. I Games: Virginia St. 14 4

N.C. Central

290	A	Savannah St.	5	4
38	H	Duke	2	4

RPI	S	Opponent	Score	
265	H	NJIT	4	5
265	H	NJIT	6	5
265	H	NJIT	8	4
278	A	Norfolk St.	6	3
278	H	Norfolk St.	9	13
282	A	UNC Asheville	6	2
282	A	UNC Asheville	5	6
282	A	UNC Asheville	5	2
287	A	N.C. A&T	7	4
287	A	N.C. A&T	2	15
287	A	N.C. A&T	8	6
287	H	N.C. A&T	8	4
287	H	N.C. A&T	8	0
287	H	N.C. A&T	4	3
290	A	Savannah St.	5	4
290	A	Savannah St.	9	5
290	A	Savannah St.	0	2
290	H	Savannah St.	2	1
290	H	Savannah St.	9	5
290	H	Savannah St.	2	4

Average RPI Win: 260		WON-LOST	WINNING	LAST 15	STRENGTH OF		OPP. STRENGTH	TEAM	ADJ	CONF.	ADJ CONF.
Average RPI Loss: 170		RECORD	PCT. RANK	GAMES	SCHEDULE		OF SCHEDULE	RPI	RPI	RPI	RPI
DIV. I ONLY		14-30-0	.31818	267	4-11-0		226	285	271	.43343	270
DIV. I NON-CONF.		6-14-0	.3	259	1-3-0		47	281	171	.48853	170
TOTALS		RPI 1-25	RPI 26-50		W-L RECORDS		RPI 51-100		RPI 101-150		RPI 150+
14-30-0	0-2-0	0-4-0		OVERALL		0-4-0		1-2-0		13-18-0	
5-11-0	0-0-0	0-0-0		HOME		0-1-0		0-0-0		5-10-0	
9-19-0	0-2-0	0-4-0		AWAY		0-3-0		1-2-0		8-8-0	
0-0-0	0-0-0	0-0-0		NEUTRAL		0-0-0		0-0-0		0-0-0	
6-14-0	0-2-0	0-0-0		NON-CONFERENCE		0-4-0		1-2-0		5-6-0	
1-3-0	0-0-0	0-0-0		HOME		0-1-0		0-0-0		1-2-0	
5-11-0	0-2-0	0-0-0		AWAY		0-3-0		1-2-0		4-4-0	
0-0-0	0-0-0	0-0-0		NEUTRAL		0-0-0		0-0-0		0-0-0	
8-16-0	0-0-0	0-4-0		CONFERENCE		0-0-0		0-0-0		8-12-0	
4-8-0	0-0-0	0-0-0		HOME		0-0-0		0-0-0		4-8-0	
4-8-0	0-0-0	0-4-0		AWAY		0-0-0		0-0-0		4-4-0	
0-0-0	0-0-0	0-0-0		NEUTRAL		0-0-0		0-0-0		0-0-0	
RPI S	Opponent	Score	RPI S	Opponent	Score	RPI S	Opponent	Score	RPI S	Opponent	Score
15 A	Virginia	7 20	33 A	Bryant	0 7	77 A	VCU	2 3	144 A	Longwood	0 6
15 A	Virginia	2 6	33 A	Bryant	1 5	77 A	VCU	5 9	144 A	Longwood	3 6
			33 A	Bryant	4 10	77 A	VCU	3 4	144 A	Longwood	6 4
			33 A	Bryant	2 3	79 H	Rutgers	0 8	151 A	Seton Hall	2 9
									152 A	St. John's (NY)	5 9
									196 A	Fordham	2 0
									196 H	Fordham	3 4
									196 H	Fordham	5 6
									222 H	Central Conn. St.	4 5
									222 H	Central Conn. St.	2 8
									222 H	Central Conn. St.	16 2
									222 H	Central Conn. St.	0 2
									245 A	Marist	5 10
									245 A	Marist	3 7
									245 A	Marist	4 2
									253 H	Fairleigh Dickinson	4 6
									253 H	Fairleigh Dickinson	6 3
									253 H	Fairleigh Dickinson	3 6
									253 H	Fairleigh Dickinson	7 0
									272 A	LIU Brooklyn	1 4
									272 A	LIU Brooklyn	2 5
									272 A	LIU Brooklyn	1 9
									272 A	LIU Brooklyn	3 5
									278 A	Norfolk St.	8 1
									278 A	Norfolk St.	6 1
									291 H	Saint Peter's	13 6
									295 A	Mt. St. Mary's	20 4
LAST 15 GAMES			245 A	Marist	4 2	295 H	Mt. St. Mary's	9 8	272 A	LIU Brooklyn	3 5
			245 A	Marist	3 7	295 H	Mt. St. Mary's	1 2	278 A	Norfolk St.	8 1
			245 A	Marist	5 10	295 H	Mt. St. Mary's	0 3	278 A	Norfolk St.	6 1
			253 H	Fairleigh Dickinson	3 6				291 H	Saint Peter's	13 6
			253 H	Fairleigh Dickinson	4 6				295 A	Mt. St. Mary's	20 4

Non-Div. I Games:

Wagner

253	H	Fairleigh Dickinson	7	0
253	H	Fairleigh Dickinson	6	3

RPI	S	Opponent	Score	
295	A	Mt. St. Mary's	2	0
295	A	Mt. St. Mary's	17	4
295	A	Mt. St. Mary's	14	6
295	H	Mt. St. Mary's	9	8
295	H	Mt. St. Mary's	1	2
295	H	Mt. St. Mary's	5	6
295	H	Mt. St. Mary's	0	3

Wagner

W
a
g
n
e
r

W
a
g
n
e
r

S
I
U
E

SIUE				Through Games Of May 9, 2016										
Average RPI Win: 207		WON-LOST	WINNING	LAST 15	STRENGTH OF		OPP. STRENGTH	TEAM	ADJ		CONF.	ADJ CONF.		
Average RPI Loss: 148		RECORD	PCT. RANK	GAMES	SCHEDULE		OF SCHEDULE	RPI	RPI		RPI	RPI		
DIV. I ONLY		9-34-0	.2093	293	4-11-0		130	215	272	.43311	271	21	21	
DIV. I NON-CONF.		3-16-0	.15789	288	1-5-0		142	170	273	.42547	272	23	23	
TOTALS		RPI 1-25		RPI 26-50		W-L RECORDS		RPI 51-100		RPI 101-150		RPI 150+		
9-34-0		0-3-0		0-0-0		OVERALL		0-7-0		2-6-0		7-18-0		
5-10-0		0-0-0		0-0-0		HOME		0-3-0		2-2-0		3-5-0		
4-24-0		0-3-0		0-0-0		AWAY		0-4-0		0-4-0		4-13-0		
0-0-0		0-0-0		0-0-0		NEUTRAL		0-0-0		0-0-0		0-0-0		
3-16-0		0-3-0		0-0-0		NON-CONFERENCE		0-1-0		1-4-0		2-8-0		
2-1-0		0-0-0		0-0-0		HOME		0-0-0		1-0-0		1-1-0		
1-15-0		0-3-0		0-0-		AWAY		0-1-0		0-4-0		1-7-0		
0-0-0		0-0-0		0-0-0		NEUTRAL		0-0-0		0-0-0		0-0-0		
6-18-0		0-0-0		0-0-0		CONFERENCE		0-6-0		1-2-0		5-10-0		
3-9-0		0-0-0		0-0-0		HOME		0-3-0		1-2-0		2-4-0		
3-9-0		0-0-0		0-0-0		AWAY		0-3-0		0-0-0		3-6-0		
0-0-0		0-0-0		0-0-0		NEUTRAL		0-0-0		0-0-0		0-0-0		
RPI	S	Opponent	Score		RPI	S	Opponent	Score		RPI	S	Opponent	Score	
2	A	Louisville	4	21						131	A	Missouri St.	2	6
2	A	Louisville	1	10						131	A	Missouri St.	5	12
2	A	Louisville	0	12						131	A	Missouri St.	1	11
										84	H	Jacksonville St.	6	9
										84	H	Jacksonville St.	4	13
										84	H	Jacksonville St.	7	9
										97	A	Missouri	6	9
										133	H	Morehead St.	2	0
										133	H	Morehead St.	0	2
										133	H	Morehead St.	2	11
										135	A	Evansville	2	13
										135	H	Evansville	11	10
										166	A	Air Force	10	11
										166	A	Air Force	0	11
										166	A	Air Force	0	8
										166	A	Air Force	2	11
										199	A	Eastern Ky.	4	8
										199	A	Eastern Ky.	7	3
										199	A	Eastern Ky.	1	12
										201	H	Belmont	9	8
										201	H	Belmont	0	12
										201	H	Belmont	5	6
										203	H	Tennessee Tech	2	14
										203	H	Tennessee Tech	5	4
										203	H	Tennessee Tech	3	13
										205	A	Murray St.	4	6
										205	A	Murray St.	9	8
										205	A	Murray St.	0	4
										215	H	Illinois St.	3	9
										224	A	Memphis	2	4
										224	A	Memphis	0	4
LAST 15 GAMES														
					166	A	Air Force	2	11	133	H	Morehead St.	2	11
					166	A	Air Force	0	11	133	H	Morehead St.	0	2
					166	A	Air Force	0	8	133	H	Morehead St.	2	0
					166	A	Air Force	10	11					
					266	A	UT Martin	7	8					

S
I
U
E

Non-Div. I Games:

SIUE

266	A	UT Martin	6	4
266	A	UT Martin	4	5

RPI	S	Opponent	Score	
224	A	Memphis	5	11
259	A	Saint Louis	6	1
259	H	Saint Louis	9	8
266	A	UT Martin	6	4
266	A	UT Martin	4	5
266	A	UT Martin	7	8

Average RPI Win:	249	WON-LOST	WINNING	LAST 15	STRENGTH OF	OPP. STRENGTH	TEAM	ADJ	CONF.	ADJ CONF.	
Average RPI Loss:	156	RECORD	PCT. RANK	GAMES	SCHEDULE	OF SCHEDULE	RPI	RPI	RPI	RPI	
DIV. I ONLY	14-31-0	.31111	270	5-10-0	242	264	273	.43263	272	26	26
DIV. I NON-CONF.	6-17-0	.26087	267	1-2-0	279	247	276	.42087	276	28	27
TOTALS	RPI 1-25	RPI 26-50	W-L RECORDS	RPI 51-100	RPI 101-150	RPI 150+					
14-31-0	0-0-0	1-8-0	OVERALL	0-0-0	0-7-0	13-16-0					
5-10-0	0-0-0	1-3-0	HOME	0-0-0	0-4-0	4-3-0					
9-20-0	0-0-0	0-5-0	AWAY	0-0-0	0-3-0	9-12-0					
0-1-0	0-0-0	0-0-0	NEUTRAL	0-0-0	0-0-0	0-1-0					
6-17-0	0-0-0	0-3-0	NON-CONFERENCE	0-0-0	0-3-0	6-11-0					
0-3-0	0-0-0	0-0-0	HOME	0-0-0	0-0-0	0-3-0					
6-13-0	0-0-0	0-0-	AWAY	0-0-0	0-3-0	6-7-0					
0-1-0	0-0-0	0-0-0	NEUTRAL	0-0-0	0-0-0	0-1-0					
8-14-0	0-0-0	1-5-0	CONFERENCE	0-0-0	0-4-0	7-5-0					
5-7-0	0-0-0	1-3-0	HOME	0-0-0	0-4-0	4-0-0					
3-7-0	0-0-0	0-2-0	AWAY	0-0-0	0-0-0	3-5-0					
0-0-0	0-0-0	0-0-0	NEUTRAL	0-0-0	0-0-0	0-0-0					
RPI S	Opponent	Score	RPI S	Opponent	Score	RPI S	Opponent	Score	RPI S	Opponent	Score
			31 A	Fla. Atlantic	3 4		111 H	Sacred Heart	0 5		
			31 A	Fla. Atlantic	2 17		111 H	Sacred Heart	0 11		
			31 A	Fla. Atlantic	1 5		111 H	Sacred Heart	0 8		
			33 A	Bryant	1 3		111 H	Sacred Heart	2 5		
			33 A	Bryant	1 5		127 A	UCF	2 5		
			33 H	Bryant	3 7		127 A	UCF	7 12		
			33 H	Bryant	7 2		127 A	UCF	3 4		
			33 H	Bryant	8 21		151 A	Seton Hall	0 10		
			33 H	Bryant	5 15		151 A	Seton Hall	1 6		
							151 A	Seton Hall	6 3		
							152 A	St. John's (NY)	7 17		
							175 H	Stony Brook	1 8		
							219 H	Hofstra	6 12		
							222 A	Central Conn. St.	4 13		
							222 A	Central Conn. St.	2 0		
							222 A	Central Conn. St.	1 3		
							222 A	Central Conn. St.	1 4		
							249 N	Maine	2 3		
							270 H	Wagner	9 1		
							270 H	Wagner	5 3		
							270 H	Wagner	5 2		
							270 H	Wagner	4 1		
							273 A	Incarnate Word	4 7		
							273 A	Incarnate Word	10 7		
							273 A	Incarnate Word	2 8		
							276 A	George Mason	8 9		
							276 A	George Mason	11 2		
LAST 15 GAMES											
			33 H	Bryant	5 15	295 A	Mt. St. Mary's	4 5	273 A	Incarnate Word	4 7
			33 H	Bryant	8 21	152 A	St. John's (NY)	7 17	273 A	Incarnate Word	10 7
			33 H	Bryant	3 7	222 A	Central Conn. St.	4 13	273 A	Incarnate Word	2 8
			33 H	Bryant	7 2				276 A	George Mason	8 9
			295 A	Mt. St. Mary's	6 2				276 A	George Mason	11 2

Non-Div. I Games:

LIU Brooklyn

295	A	Mt. St. Mary's	1	2
295	A	Mt. St. Mary's	6	1

RPI	S	Opponent	Score	
276	A	George Mason	10	7
281	H	NYIT	3	4
290	A	Savannah St.	2	3
290	A	Savannah St.	11	3
290	A	Savannah St.	4	3
295	A	Mt. St. Mary's	6	1
295	A	Mt. St. Mary's	4	5
295	A	Mt. St. Mary's	6	2
295	A	Mt. St. Mary's	1	2

Average RPI Win: 293		WON-LOST RECORD		WINNING PCT. RANK		LAST 15 GAMES		STRENGTH OF SCHEDULE		OPP. STRENGTH OF SCHEDULE		TEAM RPI		ADJ RPI		CONF. RPI		ADJ CONF. RPI	
DIV. I ONLY		17-23-0		.425 207		5-7-0		288		284		269		.43251 273		32		32	
DIV. I NON-CONF.		0-13-0		0 296		0-2-0		4		1		254		.4408 256		31		32	
TOTALS		RPI 1-25		RPI 26-50		W-L RECORDS		RPI 51-100		RPI 101-150		RPI 150+							
17-23-0		0-4-0		0-4-0		OVERALL		0-5-0		0-0-0		17-10-0							
5-8-0		0-0-0		0-3-0		HOME		0-0-0		0-0-0		5-5-0							
11-14-0		0-4-0		0-1-0		AWAY		0-5-0		0-0-0		11-4-0							
1-1-0		0-0-0		0-0-0		NEUTRAL		0-0-0		0-0-0		1-1-0							
0-13-0		0-4-0		0-4-0		NON-CONFERENCE		0-5-0		0-0-0		0-0-0							
0-3-0		0-0-0		0-3-0		HOME		0-0-0		0-0-0		0-0-0							
0-10-0		0-4-0		0-0-		AWAY		0-5-0		0-0-0		0-0-0							
0-0-0		0-0-0		0-0-0		NEUTRAL		0-0-0		0-0-0		0-0-0							
17-10-0		0-0-0		0-0-0		CONFERENCE		0-0-0		0-0-0		17-10-0							
5-5-0		0-0-0		0-0-0		HOME		0-0-0		0-0-0		5-5-0							
11-4-0		0-0-0		0-0-0		AWAY		0-0-0		0-0-0		11-4-0							
1-1-0		0-0-0		0-0-0		NEUTRAL		0-0-0		0-0-0		1-1-0							
RPI	S	Opponent		Score		RPI	S	Opponent		Score		RPI	S	Opponent		Score			
7	A	Ole Miss		2	15	43	A	Northwestern St.		1	2	69	A	Louisiana Tech		2	10	261	A Ark.-Pine Bluff 7 8
7	A	Ole Miss		1	6	49	H	Pittsburgh		5	18	69	A	Louisiana Tech		3	7	261	A Ark.-Pine Bluff 4 12
7	A	Ole Miss		3	7	49	H	Pittsburgh		6	16	70	A	New Orleans		8	11	261	A Ark.-Pine Bluff 7 1
17	A	LSU		11	14	49	H	Pittsburgh		6	14	86	A	Arkansas		4	14	261	H Ark.-Pine Bluff 5 15
												86	A	Arkansas		2	3	261	H Ark.-Pine Bluff 11 14
																		261	H Ark.-Pine Bluff 3 4
																		286	A Texas Southern 3 5
																		286	A Texas Southern 3 2
																		286	H Texas Southern 6 4
																		286	H Texas Southern 5 4
																		286	H Texas Southern 14 21
																		293	A Alcorn 12 3
																		293	H Alcorn 8 11
																		296	A Southern U. 10 8
																		296	A Southern U. 9 5
																		296	A Southern U. 10 9
																		296	A Southern U. 16 11
																		296	A Southern U. 3 10
																		296	A Southern U. 11 7
																		296	N Southern U. 15 0
																		298	A Prairie View 13 3
																		298	A Prairie View 13 2
																		298	A Prairie View 8 7
																		298	H Prairie View 8 4
																		298	H Prairie View 11 7
																		298	H Prairie View 13 6
																		298	N Prairie View 3 4
Non-Div. I Games:		Jarvis Christian		16 6		Manhattan Chrst.		11 0		Manhattan Chrst.		19 0		Manhattan Chrst.		3 2		Grambling	
		Texas Col.		20 7															

298 A Prairie View	8	7
293 H Alcorn	8	11

G
r
a
m
b
l
i
n
g

G
r
a
m
b
l
i
n
g

Average RPI Win:		194	WON-LOST RECORD		WINNING PCT. RANK	LAST 15 GAMES	STRENGTH OF SCHEDULE		OPP. STRENGTH OF SCHEDULE	TEAM RPI	ADJ RPI	CONF. RPI	ADJ CONF. RPI
Average RPI Loss:		124											
DIV. I ONLY			12-35-0		.25532 283	4-11-0	156		176	274	.43251 273	13	13
DIV. I NON-CONF.			6-16-0		.27273 264	1-1-0	255		223	280	.41323 280	12	12
TOTALS		RPI 1-25	RPI 26-50		W-L RECORDS		RPI 51-100		RPI 101-150		RPI 150+		
12-35-0	0-0-0		0-7-0		OVERALL		1-9-0		3-8-0		8-11-0		
9-11-0	0-0-0		0-0-0		HOME		1-5-0		2-2-0		6-4-0		
3-21-0	0-0-0		0-6-0		AWAY		0-3-0		1-6-0		2-6-0		
0-3-0	0-0-0		0-1-0		NEUTRAL		0-1-0		0-0-0		0-1-0		
6-16-0	0-0-0		0-4-0		NON-CONFERENCE		0-4-0		1-1-0		5-7-0		
5-2-0	0-0-0		0-0-0		HOME		0-0-0		1-0-0		4-2-0		
1-11-0	0-0-0		0-0-		AWAY		0-3-0		0-1-0		1-4-0		
0-3-0	0-0-0		0-1-0		NEUTRAL		0-1-0		0-0-0		0-1-0		
6-19-0	0-0-0		0-3-0		CONFERENCE		1-5-0		2-7-0		3-4-0		
4-9-0	0-0-0		0-0-0		HOME		1-5-0		1-2-0		2-2-0		
2-10-0	0-0-0		0-3-0		AWAY		0-0-0		1-5-0		1-2-0		
0-0-0	0-0-0		0-0-0		NEUTRAL		0-0-0		0-0-0		0-0-0		
RPI S	Opponent	Score	RPI S	Opponent	Score	RPI S	Opponent	Score	RPI S	Opponent	Score		
			27 A	Oklahoma St.	2 3	72 N	Notre Dame	2 13	103 A	SFA	1 7		
			27 A	Oklahoma St.	1 7	73 H	Lamar	1 3	103 A	SFA	1 11		
			36 A	Southeastern La.	0 11	73 H	Lamar	6 20	103 A	SFA	14 4		
			36 A	Southeastern La.	0 9	73 H	Lamar	3 2	106 H	McNeese St.	0 4		
			36 A	Southeastern La.	2 4	78 H	Sam Houston St.	3 12	106 H	McNeese St.	8 7		
			37 A	Dallas Baptist	1 17	78 H	Sam Houston St.	2 8	106 H	McNeese St.	0 1		
			47 N	Gonzaga	5 8	78 H	Sam Houston St.	3 23	130 A	Baylor	7 8		
						88 A	UT Arlington	2 10	147 H	Bradley	6 2		
						88 A	UT Arlington	3 9	148 A	Central Ark.	4 20		
						88 A	UT Arlington	0 13	148 A	Central Ark.	10 21		
									148 A	Central Ark.	0 9		
									161 A	Texas St.	5 22		
									161 A	Texas St.	0 4		
									161 A	Texas St.	4 5		
									171 A	UTSA	5 2		
									177 A	Houston Baptist	0 2		
									177 A	Houston Baptist	3 2		
									177 A	Houston Baptist	1 3		
									204 H	Nicholls St.	4 8		
									204 H	Nicholls St.	7 5		
									204 H	Nicholls St.	3 8		
									225 H	A&M-Corpus Christi	5 4		
									272 H	LIU Brooklyn	7 10		
									272 H	LIU Brooklyn	8 2		
									272 H	LIU Brooklyn	7 4		
									285 A	UTRGV	3 4		
									285 H	UTRGV	6 5		
		LAST 15 GAMES											
			148 A	Central Ark.	4 20	103 A	SFA	14 4	272 H	LIU Brooklyn	7 10		
			148 A	Central Ark.	10 21	103 A	SFA	1 11	272 H	LIU Brooklyn	8 2		
			148 A	Central Ark.	0 9	103 A	SFA	1 7	272 H	LIU Brooklyn	7 4		
			73 H	Lamar	3 2				285 A	UTRGV	3 4		
			73 H	Lamar	1 3				285 H	UTRGV	6 5		

Non-Div. I Games:

Incarnate Word

73	H	Lamar	6	20
130	A	Baylor	7	8

RPI	S	Opponent	Score	
286	N	Texas Southern	1	3
298	H	Prairie View	1	5
298	H	Prairie View	12	2

Average RPI Win:		171	WON-LOST RECORD		WINNING PCT. RANK		LAST 15 GAMES		STRENGTH OF SCHEDULE		OPP. STRENGTH OF SCHEDULE		TEAM RPI		ADJ RPI		CONF. RPI		ADJ CONF. RPI								
DIV. I ONLY			7-37-0		.15909 298		3-11-0		99		162		275		.43245 275		21		21								
DIV. I NON-CONF.			3-17-0		.15 291		0-2-0		168		46		262		.43888 261		23		23								
TOTALS		RPI 1-25		RPI 26-50		W-L RECORDS		RPI 51-100		RPI 101-150		RPI 150+															
7-37-0		0-4-0		0-0-0		OVERALL		1-13-0		2-6-0		4-14-0															
3-9-0		0-0-0		0-0-0		HOME		0-3-0		2-1-0		1-5-0															
4-27-0		0-4-0		0-0-0		AWAY		1-9-0		0-5-0		3-9-0															
0-1-0		0-0-0		0-0-0		NEUTRAL		0-1-0		0-0-0		0-0-0															
3-17-0		0-4-0		0-0-0		NON-CONFERENCE		1-4-0		0-5-0		2-4-0															
0-0-0		0-0-0		0-0-0		HOME		0-0-0		0-0-0		0-0-0															
3-16-0		0-4-0		0-0-		AWAY		1-3-0		0-5-0		2-4-0															
0-1-0		0-0-0		0-0-0		NEUTRAL		0-1-0		0-0-0		0-0-0															
4-20-0		0-0-0		0-0-0		CONFERENCE		0-9-0		2-1-0		2-10-0															
3-9-0		0-0-0		0-0-0		HOME		0-3-0		2-1-0		1-5-0															
1-11-0		0-0-0		0-0-0		AWAY		0-6-0		0-0-0		1-5-0															
0-0-0		0-0-0		0-0-0		NEUTRAL		0-0-0		0-0-0		0-0-0															
RPI	S	Opponent		Score		RPI	S	Opponent		Score		RPI	S	Opponent		Score											
10	A	Vanderbilt		1	9							114	A	Southern Ill.		2	10										
18	A	Southern Miss.		4	6							133	H	Morehead St.		7	23										
18	A	Southern Miss.		1	6							133	H	Morehead St.		5	1										
18	A	Southern Miss.		1	18							133	H	Morehead St.		6	2										
												148	A	Central Ark.		5	6										
												148	A	Central Ark.		1	9										
												148	A	Central Ark.		2	4										
												148	A	Central Ark.		3	4										
												199	A	Eastern Ky.		7	8										
												199	A	Eastern Ky.		5	7										
												199	A	Eastern Ky.		3	9										
												201	H	Belmont		1	6										
												201	H	Belmont		9	8										
												201	H	Belmont		9	21										
												203	H	Tennessee Tech		3	5										
												203	H	Tennessee Tech		3	8										
												203	H	Tennessee Tech		6	8										
												205	A	Murray St.		9	3										
												205	A	Murray St.		11	31										
												205	A	Murray St.		4	9										
												210	A	Lipscomb		9	16										
												215	A	Illinois St.		2	1										
												224	A	Memphis		1	2										
												224	A	Memphis		0	23										
												224	A	Memphis		10	9										
												259	A	Saint Louis		0	2										
						LAST 15 GAMES																					
						133 H Morehead St.						6	2	201 H Belmont						9	8	224 A Memphis					
						133 H Morehead St.						5	1	201 H Belmont						9	21	224 A Memphis					
						133 H Morehead St.						7	23	66 N Illinois						4	5	224 A Memphis					
						199 A Eastern Ky.						7	8							259 A Saint Louis							
						199 A Eastern Ky.						5	7														

Non-Div. I Games: Illinois Col. 7 6 Robert Morris-Peoria 14 0

Eastern Ill.

Eastern Ill.

Through Games Of May 9, 2016

Eastern Ill.

199 A Eastern Ky.	3	9
201 H Belmont	1	6

E
a
s
t
e
r
n
I
l
l
.

E
a
s
t
e
r
n
I
l
l
.

Average RPI Win:	182	WON-LOST RECORD	WINNING PCT. RANK	LAST 15 GAMES	STRENGTH OF SCHEDULE	OPP. STRENGTH OF SCHEDULE	TEAM RPI	ADJ RPI	CONF. RPI	ADJ CONF. RPI		
DIV. I ONLY		16-31-0	.34043	253	6-9-0	221	202	276	.43124	276	24	24
DIV. I NON-CONF.		11-18-0	.37931	221	3-3-0	209	149	245	.44978	244	25	25
<hr/>												
TOTALS	RPI 1-25	RPI 26-50		W-L RECORDS		RPI 51-100		RPI 101-150		RPI 150+		
16-31-0	0-2-0	1-3-0		OVERALL		1-3-0		2-3-0		12-20-0		
12-15-0	0-0-0	1-2-0		HOME		1-3-0		2-3-0		8-7-0		
4-15-0	0-2-0	0-0-0		AWAY		0-0-0		0-0-0		4-13-0		
0-1-0	0-0-0	0-1-0		NEUTRAL		0-0-0		0-0-0		0-0-0		
11-18-0	0-2-0	1-3-0		NON-CONFERENCE		1-3-0		1-1-0		8-9-0		
8-10-0	0-0-0	1-2-0		HOME		1-3-0		1-1-0		5-4-0		
3-7-0	0-2-0	0-0-		AWAY		0-0-0		0-0-0		3-5-0		
0-1-0	0-0-0	0-1-0		NEUTRAL		0-0-0		0-0-0		0-0-0		
5-13-0	0-0-0	0-0-0		CONFERENCE		0-0-0		1-2-0		4-11-0		
4-5-0	0-0-0	0-0-0		HOME		0-0-0		1-2-0		3-3-0		
1-8-0	0-0-0	0-0-0		AWAY		0-0-0		0-0-0		1-8-0		
0-0-0	0-0-0	0-0-0		NEUTRAL		0-0-0		0-0-0		0-0-0		
RPI	S	Opponent	Score	RPI	S	Opponent	Score	RPI	S	Opponent	Score	
25	A	East Carolina	0 6	33	H	Bryant	2 12	79	H	Rutgers	5 11	
25	A	East Carolina	1 8	33	H	Bryant	0 7	79	H	Rutgers	6 5	
				33	H	Bryant	3 2	79	H	Rutgers	6 8	
				45	N	Kentucky	6 8	87	H	CSUN	0 1	
										140	H Navy	
										144	H Longwood	
										154	A Georgetown	
										154	H Georgetown	
										172	A Wofford	
										188	H Richmond	
										188	H Richmond	
										188	H Richmond	
										194	A Radford	
										194	A Radford	
										194	A Radford	
										202	A James Madison	
										202	H James Madison	
										206	A George Washington	
										206	A George Washington	
										206	A George Washington	
										213	H Towson	
										226	A USC Upstate	
										233	A St. Bonaventure	
										233	A St. Bonaventure	
										233	A St. Bonaventure	
										250	H Dayton	
										250	H Dayton	
										250	H Dayton	
				LAST 15 GAMES								
				233	A	St. Bonaventure	3 16	194	A	Radford	7 8	
				233	A	St. Bonaventure	4 3	194	A	Radford	9 3	
				233	A	St. Bonaventure	0 3	194	A	Radford	2 0	
				188	H	Richmond	1 0					
				188	H	Richmond	1 10					

Non-Div. I Games:

George Mason

188	H	Richmond	3	2
140	H	Navy	9	13

RPI	S	Opponent	Score	
251	A	VMI	17	20
254	H	Siena	5	2
254	H	Siena	3	5
254	H	Siena	7	19
259	A	Saint Louis	2	3
259	A	Saint Louis	0	15
259	A	Saint Louis	6	15
272	H	LIU Brooklyn	7	10
272	H	LIU Brooklyn	2	11
272	H	LIU Brooklyn	9	8

Average RPI Win: 218		WON-LOST RECORD	WINNING PCT. RANK		LAST 15 GAMES	STRENGTH OF SCHEDULE	OPP. STRENGTH OF SCHEDULE	TEAM RPI	ADJ RPI		CONF. RPI	ADJ CONF. RPI					
Average RPI Loss: 189																	
DIV. I ONLY		17-32-0	.34694	251	3-12-0	249	266	277	.43062	277	27	27					
DIV. I NON-CONF.		9-20-0	.31034	252	0-3-0	257	252	274	.42481	274	29	29					
TOTALS		RPI 1-25		RPI 26-50		W-L RECORDS		RPI 51-100		RPI 101-150		RPI 150+					
17-32-0		0-1-0		0-0-0		OVERALL		1-0-0		1-10-0		15-21-0					
7-14-0		0-0-0		0-0-0		HOME		0-0-0		1-3-0		6-11-0					
8-13-0		0-1-0		0-0-0		AWAY		0-0-0		0-4-0		8-8-0					
2-5-0		0-0-0		0-0-0		NEUTRAL		1-0-0		0-3-0		1-2-0					
9-20-0		0-1-0		0-0-0		NON-CONFERENCE		1-0-0		0-7-0		8-12-0					
3-6-0		0-0-0		0-0-0		HOME		0-0-0		0-0-0		3-6-0					
4-9-0		0-1-0		0-0-		AWAY		0-0-0		0-4-0		4-4-0					
2-5-0		0-0-0		0-0-0		NEUTRAL		1-0-0		0-3-0		1-2-0					
8-12-0		0-0-0		0-0-0		CONFERENCE		0-0-0		1-3-0		7-9-0					
4-8-0		0-0-0		0-0-0		HOME		0-0-0		1-3-0		3-5-0					
4-4-0		0-0-0		0-0-0		AWAY		0-0-0		0-0-0		4-4-0					
0-0-0		0-0-0		0-0-0		NEUTRAL		0-0-0		0-0-0		0-0-0					
RPI	S	Opponent		Score		RPI	S	Opponent		Score		RPI	S	Opponent		Score	
6	A	North Carolina St.		2	5												

Non-Div. I Games:

Bucknell

176 H Holy Cross	3	5
176 H Holy Cross	10	12

RPI	S	Opponent	Score	
233	A	St. Bonaventure	4	6
239	N	Brown	0	2
244	H	Lehigh	4	3
244	H	Lehigh	1	10
244	H	Lehigh	7	5
244	H	Lehigh	11	2
246	H	Cornell	12	3
246	H	Cornell	2	3
246	H	Cornell	6	8
246	H	Cornell	2	5
249	N	Maine	6	3
255	A	Army West Point	4	7
255	A	Army West Point	6	2
255	A	Army West Point	4	2
255	A	Army West Point	2	3
267	A	Lafayette	4	6
267	A	Lafayette	5	3
267	A	Lafayette	4	1
267	A	Lafayette	5	6
268	H	La Salle	5	7

B
u
c
k
n
e
l
l

B
u
c
k
n
e
l
l

Average RPI Win:	274	WON-LOST RECORD	WINNING PCT. RANK	LAST 15 GAMES	STRENGTH OF SCHEDULE	OPP. STRENGTH OF SCHEDULE	TEAM RPI	ADJ RPI	CONF. RPI	ADJ CONF. RPI					
DIV. I ONLY		27-18-0	.679	13-2-0	300	298	278	.42791	278	31	31				
DIV. I NON-CONF.		7-12-0	.36842	2-1-0	262	263	284	.40741	284	30	30				
<hr/>															
TOTALS	RPI 1-25	RPI 26-50		W-L RECORDS		RPI 51-100		RPI 101-150		RPI 150+					
27-18-0	0-0-0	0-0-0		OVERALL		0-2-0		1-3-0		26-13-0					
16-12-0	0-0-0	0-0-0		HOME		0-0-0		1-1-0		15-11-0					
11-6-0	0-0-0	0-0-0		AWAY		0-2-0		0-2-0		11-2-0					
0-0-0	0-0-0	0-0-0		NEUTRAL		0-0-0		0-0-0		0-0-0					
<hr/>															
7-12-0	0-0-0	0-0-0		NON-CONFERENCE		0-2-0		1-3-0		6-7-0					
7-8-0	0-0-0	0-0-0		HOME		0-0-0		1-1-0		6-7-0					
0-4-0	0-0-0	0-0-		AWAY		0-2-0		0-2-0		0-0-0					
0-0-0	0-0-0	0-0-0		NEUTRAL		0-0-0		0-0-0		0-0-0					
<hr/>															
20-6-0	0-0-0	0-0-0		CONFERENCE		0-0-0		0-0-0		20-6-0					
9-4-0	0-0-0	0-0-0		HOME		0-0-0		0-0-0		9-4-0					
11-2-0	0-0-0	0-0-0		AWAY		0-0-0		0-0-0		11-2-0					
0-0-0	0-0-0	0-0-0		NEUTRAL		0-0-0		0-0-0		0-0-0					
<hr/>															
RPI	S	Opponent	Score	RPI	S	Opponent	Score	RPI	S	Opponent	Score				
				61 A Old Dominion				3	5	120 A William & Mary		6	10		
				77 A VCU				2	4	120 H William & Mary		6	3		
												144 A Longwood		9	11
												144 H Longwood		5	13
												188 H Richmond		7	4
												213 H Towson		12	7
												213 H Towson		3	6
												213 H Towson		13	7
												244 H Lehigh		2	7
												244 H Lehigh		6	7
												244 H Lehigh		3	10
												265 H NJIT		2	9
												265 H NJIT		7	0
												265 H NJIT		6	1
												265 H NJIT		16	0
												269 A N.C. Central		13	9
												269 H N.C. Central		3	6
												270 H Wagner		1	6
												270 H Wagner		1	8
												289 A Delaware St.		6	2
								289 A Delaware St.		5	6				
				LAST 15 GAMES				289 A Delaware St.		6	0				
				299 A Coppin St.				8	3	289 H Delaware St.		5	9		
				299 A Coppin St.				5	4	144 H Longwood		5	13		
				299 A Coppin St.				9	3	289 H Delaware St.		5	2		
				188 H Richmond				7	4	289 H Delaware St.		10	0		
				289 H Delaware St.				7	10	289 H Delaware St.		12	0		

Non-Div. I Games:

Norfolk St.

Norfolk St.

289 H Delaware St.	5	2
289 H Delaware St.	12	0

Through Games Of May 9, 2016

RPI	S	Opponent	Score	
289	H	Delaware St.	7	10
294	A	UMES	7	6
294	A	UMES	11	2
294	A	UMES	20	7
294	H	UMES	8	0
294	H	UMES	3	1
294	H	UMES	6	0
299	A	Coppin St.	7	11
299	A	Coppin St.	12	2
299	A	Coppin St.	9	3
299	A	Coppin St.	6	3
299	A	Coppin St.	8	3
299	A	Coppin St.	5	4
299	H	Coppin St.	10	0
299	H	Coppin St.	4	1
299	H	Coppin St.	2	0

Norfolk St.

N
o
r
f
o
l
k
S
t
.

N
o
r
f
o
l
k
S
t
.

Average RPI Win: 195		WON-LOST	WINNING	LAST 15	STRENGTH OF		OPP. STRENGTH	TEAM	ADJ		CONF.	ADJ CONF.
Average RPI Loss: 154		RECORD	PCT. RANK	GAMES	SCHEDULE		OF SCHEDULE	RPI	RPI		RPI	RPI
DIV. I ONLY		11-33-0	.25	286	3-11-0		207	200	279		18	18
DIV. I NON-CONF.		7-22-0	.24138	269	0-2-0		247	243	281		16	16
TOTALS		RPI 1-25	RPI 26-50		W-L RECORDS		RPI 51-100		RPI 101-150		RPI 150+	
11-33-0		0-0-0	1-3-0		OVERALL		0-4-0		1-10-0		9-16-0	
5-8-0		0-0-0	0-0-0		HOME		0-1-0		1-4-0		4-3-0	
4-21-0		0-0-0	0-3-0		AWAY		0-2-0		0-5-0		4-11-0	
2-4-0		0-0-0	1-0-0		NEUTRAL		0-1-0		0-1-0		1-2-0	
7-22-0		0-0-0	1-0-0		NON-CONFERENCE		0-4-0		1-7-0		5-11-0	
3-4-0		0-0-0	0-0-0		HOME		0-1-0		1-1-0		2-2-0	
2-14-0		0-0-0	0-0-		AWAY		0-2-0		0-5-0		2-7-0	
2-4-0		0-0-0	1-0-0		NEUTRAL		0-1-0		0-1-0		1-2-0	
4-11-0		0-0-0	0-3-0		CONFERENCE		0-0-0		0-3-0		4-5-0	
2-4-0		0-0-0	0-0-0		HOME		0-0-0		0-3-0		2-1-0	
2-7-0		0-0-0	0-3-0		AWAY		0-0-0		0-0-0		2-4-0	
0-0-0		0-0-0	0-0-0		NEUTRAL		0-0-0		0-0-0		0-0-0	
RPI S	Opponent	Score	RPI S	Opponent	Score	RPI S	Opponent	Score	RPI S	Opponent	Score	
			32 A	Creighton	1 2	56 N	Michigan St.	2 9	101 A	Indiana	1 27	
			32 A	Creighton	3 4	76 A	Indiana St.	9 13	101 N	Indiana	1 2	
			32 A	Creighton	4 6	76 A	Indiana St.	2 7	110 H	Xavier	1 4	
			44 N	Boston College	12 10	76 H	Indiana St.	1 6	110 H	Xavier	2 6	
									110 H	Xavier	1 4	
									119 A	Samford	1 14	
									119 A	Samford	3 4	
									119 A	Samford	2 12	
									119 A	Samford	1 16	
									147 H	Bradley	3 1	
									147 H	Bradley	5 9	
									152 A	St. John's (NY)	13 5	
									152 A	St. John's (NY)	3 4	
									152 A	St. John's (NY)	0 2	
									154 H	Georgetown	1 3	
									154 H	Georgetown	12 6	
									154 H	Georgetown	3 2	
									156 H	Miami (OH)	3 10	
									215 N	Illinois St.	2 9	
									229 H	Western Mich.	0 2	
									229 H	Western Mich.	7 3	
									232 A	IPFW	0 1	
									232 H	IPFW	4 1	
									234 A	Northern Ky.	3 8	
									242 N	Central Mich.	3 8	
									247 A	Villanova	2 3	
									247 A	Villanova	11 6	
Non-Div. I Games: Cleary			12 3	Marian (IN)		15 4	Butler					

110	H	Xavier	2	6
154	H	Georgetown	12	6

RPI	S	Opponent	Score	
247	A	Villanova	1	9
250	A	Dayton	0	3
259	A	Saint Louis	12	13
259	A	Saint Louis	8	6
259	A	Saint Louis	4	9
260	A	Charleston So.	4	3
260	A	Charleston So.	3	7
260	A	Charleston So.	1	2
262	N	Northwestern	10	9

B
u
t
l
e
r

B
u
t
l
e
r

Average RPI Win: 179		WON-LOST RECORD		WINNING PCT. RANK		LAST 15 GAMES		STRENGTH OF SCHEDULE		OPP. STRENGTH OF SCHEDULE		TEAM RPI		ADJ RPI		CONF. RPI		ADJ CONF. RPI	
DIV. I ONLY		7-37-0		.15909 298		3-12-0		116		182		280		.42524 280		6		6	
DIV. I NON-CONF.		5-18-0		.21739 277		1-2-0		189		226		269		.42956 268		7		7	
TOTALS		RPI 1-25		RPI 26-50		W-L RECORDS		RPI 51-100		RPI 101-150		RPI 150+							
7-37-0		0-2-0		0-3-0		OVERALL		2-12-0		0-6-0		5-14-0							
2-11-0		0-1-0		0-3-0		HOME		1-6-0		0-0-0		1-1-0							
3-23-0		0-1-0		0-0-0		AWAY		1-6-0		0-6-0		2-10-0							
2-3-0		0-0-0		0-0-0		NEUTRAL		0-0-0		0-0-0		2-3-0							
5-18-0		0-2-0		0-0-0		NON-CONFERENCE		0-5-0		0-0-0		5-11-0							
1-3-0		0-1-0		0-0-0		HOME		0-1-0		0-0-0		1-1-0							
2-12-0		0-1-0		0-0-		AWAY		0-4-0		0-0-0		2-7-0							
2-3-0		0-0-0		0-0-0		NEUTRAL		0-0-0		0-0-0		2-3-0							
2-19-0		0-0-0		0-3-0		CONFERENCE		2-7-0		0-6-0		0-3-0							
1-8-0		0-0-0		0-3-0		HOME		1-5-0		0-0-0		0-0-0							
1-11-0		0-0-0		0-0-0		AWAY		1-2-0		0-6-0		0-3-0							
0-0-0		0-0-0		0-0-0		NEUTRAL		0-0-0		0-0-0		0-0-0							
RPI	S	Opponent		Score		RPI	S	Opponent		Score		RPI	S	Opponent		Score			
2	H	Louisville		4	9	46	H	Nebraska		5	9	51	A	California		0	10		
16	A	Georgia Tech		2	5	46	H	Nebraska		8	9	51	A	California		0	4		
						46	H	Nebraska		6	11	51	A	California		5	15		
												56	H	Michigan St.		5	2		
												56	H	Michigan St.		3	5		
												56	H	Michigan St.		0	11		
												57	A	Maryland		7	1		
												57	A	Maryland		0	6		
												57	A	Maryland		3	11		
												76	A	Indiana St.		1	4		
												76	H	Indiana St.		4	22		
												100	H	Ohio St.		1	5		
												100	H	Ohio St.		2	3		
												100	H	Ohio St.		1	3		

Non-Div. I Games:

Purdue

100	H	Ohio St.	1	3
215	A	Illinois St.	2	10

P
u
r
d
u
e

P
u
r
d
u
e

Average RPI Win: 238		WON-LOST RECORD	WINNING PCT. RANK	LAST 15 GAMES	STRENGTH OF SCHEDULE	OPP. STRENGTH OF SCHEDULE	TEAM RPI	ADJ RPI		CONF. RPI	ADJ CONF. RPI
Average RPI Loss: 212											
DIV. I ONLY		17-26-0	.39535 223	4-11-0	289	271	281	.42045	281	30	30
DIV. I NON-CONF.		17-26-0	.39535 212	4-11-0	292	290	277	.42045	277	32	31
TOTALS		RPI 1-25	RPI 26-50		W-L RECORDS		RPI 51-100		RPI 101-150		RPI 150+
17-26-0	0-0-0	0-0-0		OVERALL		1-0-0		0-3-0		16-23-0	
8-8-0	0-0-0	0-0-0		HOME		0-0-0		0-0-0		8-8-0	
6-16-0	0-0-0	0-0-0		AWAY		0-0-0		0-2-0		6-13-0	
3-2-0	0-0-0	0-0-0		NEUTRAL		1-0-0		0-1-0		2-1-0	
17-26-0	0-0-0	0-0-0		NON-CONFERENCE		1-0-0		0-3-0		16-23-0	
8-8-0	0-0-0	0-0-0		HOME		0-0-0		0-0-0		8-8-0	
6-16-0	0-0-0	0-0-		AWAY		0-0-0		0-2-0		6-14-0	
3-2-0	0-0-0	0-0-0		NEUTRAL		1-0-0		0-1-0		2-1-0	
0-0-0	0-0-0	0-0-0		CONFERENCE		0-0-0		0-0-0		0-0-0	
0-0-0	0-0-0	0-0-0		HOME		0-0-0		0-0-0		0-0-0	
0-0-0	0-0-0	0-0-0		AWAY		0-0-0		0-0-0		0-0-0	
0-0-0	0-0-0	0-0-0		NEUTRAL		0-0-0		0-0-0		0-0-0	
RPI	S	Opponent	Score	RPI	S	Opponent	Score	RPI	S	Opponent	Score
								89	N	Princeton	2 1
								108	A	Binghamton	2 3
								108	A	Binghamton	1 23
								113	N	Penn St.	2 15
								152	A	St. John's (NY)	6 15
								152	H	St. John's (NY)	1 8
								175	A	Stony Brook	1 5
								175	H	Stony Brook	5 7
								188	A	Richmond	1 9
								196	H	Fordham	5 4
								200	H	Albany (NY)	4 0
								200	H	Albany (NY)	2 5
								200	H	Albany (NY)	3 0
								200	H	Albany (NY)	2 7
								211	A	Manhattan	6 7
								211	H	Manhattan	4 6
								219	H	Hofstra	1 3
								231	H	Penn	6 5
								238	A	UMass Lowell	7 1
								238	A	UMass Lowell	4 6
								238	A	UMass Lowell	0 8
								238	A	UMass Lowell	8 2
				LAST 15 GAMES							
				247	A	Villanova	2 8	265	A	NJIT	2 7
				247	A	Villanova	5 6	265	H	NJIT	7 6
				175	H	Stony Brook	5 7	265	H	NJIT	2 0
				108	A	Binghamton	2 3				
				108	A	Binghamton	1 23				
								244	A	Lehigh	5 10
								244	H	Lehigh	5 16
								247	A	Villanova	2 8
								247	A	Villanova	5 6
								249	A	Maine	4 2
								249	A	Maine	5 8

Non-Div. I Games:

NYIT

244	H	Lehigh	5	16
265	A	NJIT	1	4

RPI	S	Opponent	Score	
249	A	Maine	1	4
249	A	Maine	9	4
253	A	Fairleigh Dickinson	6	3
253	A	Fairleigh Dickinson	1	11
253	H	Fairleigh Dickinson	0	1
253	H	Fairleigh Dickinson	9	0
255	H	Army West Point	3	2
265	A	NJIT	1	4
265	A	NJIT	2	7
265	H	NJIT	2	0
265	H	NJIT	7	6
272	A	LIU Brooklyn	4	3
299	N	Coppin St.	5	2
299	N	Coppin St.	4	10
299	N	Coppin St.	14	7

Average RPI Win:		211	WON-LOST RECORD		WINNING PCT. RANK		LAST 15 GAMES		STRENGTH OF SCHEDULE		OPP. STRENGTH OF SCHEDULE		TEAM RPI		ADJ RPI		CONF. RPI		ADJ CONF. RPI	
Average RPI Loss:		184																		
DIV. I ONLY			15-30-0		.33333	254	7-8-0		262		240		282		.41646	282	15		16	
DIV. I NON-CONF.			10-17-0		.37037	224	4-2-0		294		283		291		.39972	290	19		19	
TOTALS		RPI 1-25		RPI 26-50		W-L RECORDS		RPI 51-100		RPI 101-150		RPI 150+								
15-30-0		1-0-0		0-0-0		OVERALL		0-5-0		1-7-0		13-18-0								
9-16-0		0-0-0		0-0-0		HOME		0-4-0		0-0-0		9-12-0								
5-12-0		1-0-0		0-0-0		AWAY		0-1-0		1-7-0		3-4-0								
1-2-0		0-0-0		0-0-0		NEUTRAL		0-0-0		0-0-0		1-2-0								
10-17-0		1-0-0		0-0-0		NON-CONFERENCE		0-2-0		1-1-0		8-14-0								
6-10-0		0-0-0		0-0-0		HOME		0-1-0		0-0-0		6-9-0								
3-5-0		1-0-0		0-0-		AWAY		0-1-0		1-1-0		1-3-0								
1-2-0		0-0-0		0-0-0		NEUTRAL		0-0-0		0-0-0		1-2-0								
5-13-0		0-0-0		0-0-0		CONFERENCE		0-3-0		0-6-0		5-4-0								
3-6-0		0-0-0		0-0-0		HOME		0-3-0		0-0-0		3-3-0								
2-7-0		0-0-0		0-0-0		AWAY		0-0-0		0-6-0		2-1-0								
0-0-0		0-0-0		0-0-0		NEUTRAL		0-0-0		0-0-0		0-0-0								
RPI	S	Opponent		Score		RPI	S	Opponent		Score		RPI	S	Opponent		Score				
13	A	North Carolina		3	2							125	A	Western Caro.		8	0			
								63 H High Point		2	11	134	A	Furman		6	8			
								63 H High Point		4	6	144	A	Longwood		4	7			
								63 H High Point		0	8	144	A	Longwood		1	2			
								71 A Tennessee		0	11	144	A	Longwood		3	6			
								71 H Tennessee		3	7	144	A	Longwood		5	6			
												149	A	Liberty		6	7			
												149	A	Liberty		5	11			
												157	N	Monmouth		7	8			
												163	H	Winthrop		2	5			
												163	H	Winthrop		2	9			
												163	H	Winthrop		10	7			
												172	A	Wofford		5	8			
												172	H	Wofford		10	8			
												181	H	Presbyterian		7	4			
												181	H	Presbyterian		8	13			
												181	H	Presbyterian		22	9			
												226	A	USC Upstate		3	9			
												226	H	USC Upstate		3	9			
												228	H	Ohio		5	12			
												228	H	Ohio		8	14			
												228	H	Ohio		7	5			
												237	A	Appalachian St.		8	3			
												237	N	Appalachian St.		0	8			
												240	N	Rider		19	4			
												243	A	ETSU		1	9			
												243	H	ETSU		7	5			
				LAST 15 GAMES																
				144	A	Longwood	4	7	125	A	Western Caro.	8	0							
				144	A	Longwood	1	2	260	A	Charleston So.	7	9							
				144	A	Longwood	3	6	260	A	Charleston So.	9	8							
				172	H	Wofford	10	8												
				163	H	Winthrop	10	7												

Non-Div. I Games:

UNC Asheville

163 H Winthrop	2	5
163 H Winthrop	2	9

RPI	S	Opponent	Score	
260	A	Charleston So.	7	1
260	A	Charleston So.	7	9
260	A	Charleston So.	9	8
269	H	N.C. Central	6	5
269	H	N.C. Central	2	5
269	H	N.C. Central	2	6
283	H	Iona	4	14
283	H	Iona	9	10
283	H	Iona	5	6
295	H	Mt. St. Mary's	8	5
295	H	Mt. St. Mary's	8	2
295	H	Mt. St. Mary's	1	2

UNC Asheville

U
N
C
A
s
h
e
v
i
l
l
e

U
N
C
A
s
h
e
v
i
l
l
e

235 H Niagara	0	1
235 H Niagara	5	18

RPI	S	Opponent	Score	
245	H	Marist	2	1
245	H	Marist	6	7
245	H	Marist	3	2
248	A	Quinnipiac	2	3
248	A	Quinnipiac	0	2
248	A	Quinnipiac	3	4
282	A	UNC Asheville	10	9
282	A	UNC Asheville	6	5
282	A	UNC Asheville	14	4
287	A	N.C. A&T	7	3
287	A	N.C. A&T	5	12
287	A	N.C. A&T	13	14

Average RPI Win: 168		WON-LOST	WINNING	LAST 15	STRENGTH OF		OPP. STRENGTH	TEAM	ADJ		CONF.	ADJ CONF.									
Average RPI Loss: 177		RECORD	PCT. RANK	GAMES	SCHEDULE		OF SCHEDULE	RPI	RPI		RPI	RPI									
DIV. I ONLY		7-30-0	.18919	297	1-13-0		233	242	285		.4084	284									
DIV. I NON-CONF.		3-13-0	.1875	281	0-2-0		188	51	257		.43989	257									
TOTALS		RPI 1-25	RPI 26-50		W-L RECORDS		RPI 51-100		RPI 101-150		RPI 150+										
7-30-0	0-0-0	0-3-0		OVERALL		0-3-0		5-4-0		2-20-0											
1-9-0	0-0-0	0-0-0		HOME		0-0-0		1-2-0		0-7-0											
5-20-0	0-0-0	0-3-0		AWAY		0-3-0		4-2-0		1-12-0											
1-1-0	0-0-0	0-0-0		NEUTRAL		0-0-0		0-0-0		1-1-0											
3-13-0	0-0-0	0-3-0		NON-CONFERENCE		0-3-0		2-1-0		1-6-0											
0-1-0	0-0-0	0-0-0		HOME		0-0-0		0-0-0		0-1-0											
2-11-0	0-0-0	0-0-		AWAY		0-3-0		2-1-0		0-4-0											
1-1-0	0-0-0	0-0-0		NEUTRAL		0-0-0		0-0-0		1-1-0											
4-17-0	0-0-0	0-0-0		CONFERENCE		0-0-0		3-3-0		1-14-0											
1-8-0	0-0-0	0-0-0		HOME		0-0-0		1-2-0		0-6-0											
3-9-0	0-0-0	0-0-0		AWAY		0-0-0		2-1-0		1-8-0											
0-0-0	0-0-0	0-0-0		NEUTRAL		0-0-0		0-0-0		0-0-0											
RPI	S	Opponent	Score		RPI	S	Opponent	Score		RPI	S	Opponent	Score								
			32	A	Creighton	1	7	60	A	Alabama	1	2	116	A	Southern California	1	0				
			32	A	Creighton	1	7	60	A	Alabama	1	7	116	A	Southern California	5	4				
			32	A	Creighton	0	5	60	A	Alabama	2	5	116	A	Southern California	6	7				
													121	H	Seattle	6	12				
													121	H	Seattle	15	2				
													121	H	Seattle	5	7				
													136	A	Utah Valley	13	7				
													136	A	Utah Valley	4	3				
													136	A	Utah Valley	9	10				
													160	A	Sacramento St.	2	3				
													160	A	Sacramento St.	3	4				
													160	A	Sacramento St.	0	1				
													169	A	North Dakota St.	4	15				
													169	H	North Dakota St.	2	4				
													174	A	Wichita St.	3	16				
													197	A	Kansas	0	7				
													207	H	Grand Canyon	2	14				
													207	H	Grand Canyon	4	9				
													207	H	Grand Canyon	2	8				
													227	A	South Dakota St.	3	5				
													258	H	Northern Colo.	1	8				
													258	H	Northern Colo.	2	5				
													258	H	Northern Colo.	4	6				
													259	N	Saint Louis	7	2				
													280	N	Purdue	0	5				
													285	A	UTRGV	2	12				
													285	A	UTRGV	1	2				
LAST 15 GAMES				292 A Chicago St.				4	14	207 H Grand Canyon				2	14	258 H Northern Colo.				2	5
				292 A Chicago St.				1	7	207 H Grand Canyon				2	8	259 N Saint Louis				7	2
				292 A Chicago St.				18	4	207 H Grand Canyon				4	9	280 N Purdue				0	5
				169 H North Dakota St.				2	4							285 A UTRGV				2	12
				258 H Northern Colo.				1	8							285 A UTRGV				1	2

Non-Div. I Games: Minn.-Crookston 10 9

North Dakota

258 H Northern Colo.	2	5
258 H Northern Colo.	4	6

RPI	S	Opponent	Score	
285	A	UTRGV	4	8
292	A	Chicago St.	1	7
292	A	Chicago St.	4	14
292	A	Chicago St.	18	4

North Dakota

N
o
r
t
h
D
a
k
o
t
a

N
o
r
t
h
D
a
k
o
t
a

Average RPI Win: 242		WON-LOST RECORD	WINNING PCT. RANK	LAST 15 GAMES	STRENGTH OF SCHEDULE	OPP. STRENGTH OF SCHEDULE	TEAM RPI	ADJ RPI		CONF. RPI	ADJ CONF. RPI									
Average RPI Loss: 178																				
DIV. I ONLY		16-24-0	.4 220	5-10-0	294	214	286	.40721	285	28	28									
DIV. I NON-CONF.		8-14-0	.36364 228	0-3-0	296	184	289	.40153	288	27	28									
<hr/>																				
TOTALS		RPI 1-25		RPI 26-50		W-L RECORDS		RPI 51-100		RPI 101-150		RPI 150+								
16-24-0		0-1-0		0-0-0		OVERALL		1-2-0		1-6-0		14-15-0								
13-9-0		0-0-0		0-0-0		HOME		0-0-0		1-2-0		12-7-0								
3-15-0		0-1-0		0-0-0		AWAY		1-2-0		0-4-0		2-8-0								
0-0-0		0-0-0		0-0-0		NEUTRAL		0-0-0		0-0-0		0-0-0								
8-14-0		0-1-0		0-0-0		NON-CONFERENCE		1-2-0		0-1-0		7-10-0								
7-3-0		0-0-0		0-0-0		HOME		0-0-0		0-0-0		7-3-0								
1-11-0		0-1-0		0-0-		AWAY		1-2-0		0-1-0		0-7-0								
0-0-0		0-0-0		0-0-0		NEUTRAL		0-0-0		0-0-0		0-0-0								
8-10-0		0-0-0		0-0-0		CONFERENCE		0-0-0		1-5-0		7-5-0								
6-6-0		0-0-0		0-0-0		HOME		0-0-0		1-2-0		5-4-0								
2-4-0		0-0-0		0-0-0		AWAY		0-0-0		0-3-0		2-1-0								
0-0-0		0-0-0		0-0-0		NEUTRAL		0-0-0		0-0-0		0-0-0								
RPI	S	Opponent		Score		RPI	S	Opponent		Score		RPI	S	Opponent		Score				
19	A	TCU		0 13								73	A	Lamar		1 4				
												73	A	Lamar		1 4				
												73	A	Lamar		7 3				
												121	A	Seattle		4 6				
												121	A	Seattle		4 7				
												121	A	Seattle		3 5				
												132	A	Texas		5 7				
												141	H	New Mexico St.		9 3				
												141	H	New Mexico St.		3 12				
												141	H	New Mexico St.		3 7				
												160	H	Sacramento St.		3 12				
												160	H	Sacramento St.		3 5				
												160	H	Sacramento St.		3 2				
												161	H	Texas St.		4 3				
												177	H	Houston Baptist		2 6				
												192	H	Washington St.		3 1				
												216	A	Abilene Christian		5 6				
												216	A	Abilene Christian		2 7				
												216	A	Abilene Christian		2 5				
												216	A	Abilene Christian		1 3				
												225	A	A&M-Corpus Christi		0 3				
												225	A	A&M-Corpus Christi		4 5				
												225	H	A&M-Corpus Christi		2 9				
												225	H	A&M-Corpus Christi		3 6				
												256	H	CSU Bakersfield		6 11				
												256	H	CSU Bakersfield		0 5				
												256	H	CSU Bakersfield		5 0				
												273	A	Incarnate Word		5 6				
												273	H	Incarnate Word		4 3				
												284	H	North Dakota		12 2				
<hr/>																				
Non-Div. I Games:												Arlington Baptist	11	1	Arlington Baptist	5	0	Arlington Baptist	13	0

UTRGV

121 A Seattle	3	5
121 A Seattle	4	7

RPI	S	Opponent	Score	
284	H	North Dakota	8	4
284	H	North Dakota	2	1
288	H	Jackson St.	11	4
288	H	Jackson St.	10	4
292	A	Chicago St.	9	2
292	A	Chicago St.	7	1
292	A	Chicago St.	7	12
298	H	Prairie View	11	9
298	H	Prairie View	7	6

Average RPI Win: 272		WON-LOST	WINNING	LAST 15	STRENGTH OF		OPP. STRENGTH	TEAM	ADJ		CONF.	ADJ CONF.
Average RPI Loss: 187		RECORD	PCT. RANK	GAMES	SCHEDULE		OF SCHEDULE	RPI	RPI		RPI	RPI
DIV. I ONLY		16-22-0	.42105	209	291		294	283	.40711		286	32
DIV. I NON-CONF.		3-12-0	.2	278	103		220	265	.42547		272	31
TOTALS		RPI 1-25	RPI 26-50		W-L RECORDS		RPI 51-100		RPI 101-150		RPI 150+	
16-22-0		0-0-0	0-2-0		OVERALL		0-5-0		1-1-0		15-14-0	
8-7-0		0-0-0	0-0-0		HOME		0-0-0		0-0-0		8-7-0	
6-13-0		0-0-0	0-1-0		AWAY		0-4-0		0-1-0		6-7-0	
2-2-0		0-0-0	0-1-0		NEUTRAL		0-1-0		1-0-0		1-0-0	
3-12-0		0-0-0	0-2-0		NON-CONFERENCE		0-5-0		1-1-0		2-4-0	
1-3-0		0-0-0	0-0-0		HOME		0-0-0		0-0-0		1-3-0	
0-7-0		0-0-0	0-0-		AWAY		0-4-0		0-1-0		0-1-0	
2-2-0		0-0-0	0-1-0		NEUTRAL		0-1-0		1-0-0		1-0-0	
13-10-0		0-0-0	0-0-0		CONFERENCE		0-0-0		0-0-0		13-10-0	
7-4-0		0-0-0	0-0-0		HOME		0-0-0		0-0-0		7-4-0	
6-6-0		0-0-0	0-0-0		AWAY		0-0-0		0-0-0		6-6-0	
0-0-0		0-0-0	0-0-0		NEUTRAL		0-0-0		0-0-0		0-0-0	
RPI S	Opponent	Score	RPI S	Opponent	Score	RPI S	Opponent	Score	RPI S	Opponent	Score	
			37 A	Dallas Baptist	9 15	72 N	Notre Dame	5 6	103 A	SFA	3 17	
			47 N	Gonzaga	3 18	78 A	Sam Houston St.	3 10	147 N	Bradley	9 7	
						78 A	Sam Houston St.	0 5	177 A	Houston Baptist	3 7	
						78 A	Sam Houston St.	0 14	195 H	Ill.-Chicago	8 5	
						92 A	Houston	1 7	195 H	Ill.-Chicago	5 22	
									195 H	Ill.-Chicago	3 17	
									195 H	Ill.-Chicago	8 22	
									261 A	Ark.-Pine Bluff	4 7	
									261 A	Ark.-Pine Bluff	2 5	
									261 A	Ark.-Pine Bluff	6 8	
									261 H	Ark.-Pine Bluff	9 4	
									261 H	Ark.-Pine Bluff	6 5	
									261 H	Ark.-Pine Bluff	4 17	
									273 A	Grambling	4 5	
									273 A	Grambling	4 6	
									273 A	Grambling	21 14	
									273 H	Grambling	5 3	
									273 H	Grambling	2 3	
									273 N	Incarnate Word	3 1	
									296 A	Southern U.	6 5	
									296 A	Southern U.	5 2	
									296 A	Southern U.	13 5	
									296 H	Southern U.	5 4	
									296 H	Southern U.	8 6	
									296 H	Southern U.	10 0	
									298 A	Prairie View	2 12	
									298 A	Prairie View	24 5	
Non-Div. I Games:		Huston-Tillotson	2 7	Jarvis Christian	8 3	Wiley		15 5	Jarvis Christian		2 6	
		Wiley	8 6	Huston-Tillotson	11 5	Jarvis Christian		7 3	Texas Southern			

78	A	Sam Houston St.	0	14
78	A	Sam Houston St.	3	10

RPI	S	Opponent	Score	
298	A	Prairie View	11	3
298	H	Prairie View	6	5
298	H	Prairie View	4	5
298	H	Prairie View	8	12

Average RPI Win: 226		WON-LOST	WINNING	LAST 15	STRENGTH OF		OPP. STRENGTH	TEAM	ADJ		CONF.	ADJ CONF.
Average RPI Loss: 182		RECORD	PCT. RANK	GAMES	SCHEDULE		OF SCHEDULE	RPI	RPI		RPI	RPI
DIV. I ONLY		13-38-0	.2549	285	4-11-0		239	258	288		.40479	287
DIV. I NON-CONF.		7-23-0	.23333	273	1-5-0		147	230	271		.42821	270
TOTALS		RPI 1-25	RPI 26-50		W-L RECORDS		RPI 51-100		RPI 101-150		RPI 150+	
13-38-0		0-3-0	1-1-0		OVERALL		0-0-0		1-6-0		11-28-0	
8-20-0		0-1-0	0-0-0		HOME		0-0-0		0-6-0		8-13-0	
4-18-0		0-2-0	0-1-0		AWAY		0-0-0		1-0-0		3-15-0	
1-0-0		0-0-0	1-0-0		NEUTRAL		0-0-0		0-0-0		0-0-0	
7-23-0		0-3-0	1-1-0		NON-CONFERENCE		0-0-0		1-3-0		5-16-0	
4-12-0		0-1-0	0-0-0		HOME		0-0-0		0-3-0		4-8-0	
2-11-0		0-2-0	0-0-		AWAY		0-0-0		1-0-0		1-8-0	
1-0-0		0-0-0	1-0-0		NEUTRAL		0-0-0		0-0-0		0-0-0	
6-15-0		0-0-0	0-0-0		CONFERENCE		0-0-0		0-3-0		6-12-0	
4-8-0		0-0-0	0-0-0		HOME		0-0-0		0-3-0		4-5-0	
2-7-0		0-0-0	0-0-0		AWAY		0-0-0		0-0-0		2-7-0	
0-0-0		0-0-0	0-0-0		NEUTRAL		0-0-0		0-0-0		0-0-0	
RPI S	Opponent	Score	RPI S	Opponent	Score	RPI S	Opponent	Score	RPI S	Opponent	Score	
6 A	North Carolina St.	1 25	40 A	UNCG	2 6				137 H	Florida A&M	7 17	
6 H	North Carolina St.	1 9	40 N	UNCG	9 8				137 H	Florida A&M	11 22	
25 A	East Carolina	2 11							137 H	Florida A&M	3 5	
									140 H	Navy	4 11	
									140 H	Navy	1 6	
									140 H	Navy	8 14	
									145 A	Charlotte	9 7	
									155 A	Gardner-Webb	6 10	
									155 H	Gardner-Webb	0 1	
									163 A	Winthrop	0 7	
									163 H	Winthrop	4 15	
									164 A	Campbell	8 10	
									164 A	Campbell	3 15	
									164 A	Campbell	1 14	
									181 A	Presbyterian	5 3	
									181 H	Presbyterian	6 10	
									184 A	Elon	6 9	
									184 H	Elon	8 7	
									187 A	Bethune-Cookman	2 4	
									187 A	Bethune-Cookman	14 10	
									187 A	Bethune-Cookman	7 9	
									187 H	Bethune-Cookman	2 23	
									187 H	Bethune-Cookman	6 7	
									187 H	Bethune-Cookman	0 6	
									200 H	Albany (NY)	2 9	
									200 H	Albany (NY)	3 14	
									200 H	Albany (NY)	13 4	
LAST 15 GAMES			LAST 15 GAMES			LAST 15 GAMES			LAST 15 GAMES			
			290 H	Savannah St.	18 7	187 H	Bethune-Cookman	0 6				
			290 H	Savannah St.	4 3	181 A	Presbyterian	5 3				
			290 H	Savannah St.	6 4	6 A	North Carolina St.	1 25				
			184 A	Elon	6 9							
			237 A	Appalachian St.	9 10							

Non-Div. I Games:

N.C. A&T

187 H Bethune-Cookman	2	23
187 H Bethune-Cookman	6	7

RPI	S	Opponent	Score	
237	A	Appalachian St.	9	10
237	H	Appalachian St.	6	7
243	A	ETSU	5	15
243	H	ETSU	5	17
269	A	N.C. Central	3	4
269	A	N.C. Central	0	8
269	A	N.C. Central	4	8
269	H	N.C. Central	6	8
269	H	N.C. Central	4	7
269	H	N.C. Central	15	2
283	H	Iona	12	5
283	H	Iona	3	7
283	H	Iona	14	13
290	A	Savannah St.	7	5
290	A	Savannah St.	1	6
290	A	Savannah St.	3	4
290	H	Savannah St.	6	4
290	H	Savannah St.	4	3
290	H	Savannah St.	18	7

N
.
C
.
A
&
T

N
.
C
.
A
&
T

Average RPI Win:	274	WON-LOST RECORD	WINNING PCT. RANK	LAST 15 GAMES	STRENGTH OF SCHEDULE	OPP. STRENGTH OF SCHEDULE	TEAM RPI	ADJ RPI	CONF. RPI	ADJ CONF. RPI	
DIV. I ONLY	20-24-0	.45455	190	6-7-0	299	293	287	.39724	288	32	32
DIV. I NON-CONF.	5-14-0	.26316	266	0-5-0	261	242	287	.3933	292	31	32
<hr/>											
TOTALS	RPI 1-25	RPI 26-50		W-L RECORDS		RPI 51-100		RPI 101-150		RPI 150+	
20-24-0	0-0-0	0-2-0		OVERALL		0-2-0		2-2-0		18-18-0	
11-10-0	0-0-0	0-1-0		HOME		0-1-0		2-1-0		9-7-0	
8-13-0	0-0-0	0-1-0		AWAY		0-1-0		0-1-0		8-10-0	
1-1-0	0-0-0	0-0-0		NEUTRAL		0-0-0		0-0-0		1-1-0	
<hr/>											
5-14-0	0-0-0	0-2-0		NON-CONFERENCE		0-2-0		2-2-0		3-8-0	
4-5-0	0-0-0	0-1-0		HOME		0-1-0		2-1-0		2-2-0	
1-9-0	0-0-0	0-0-		AWAY		0-1-0		0-1-0		1-6-0	
0-0-0	0-0-0	0-0-0		NEUTRAL		0-0-0		0-0-0		0-0-0	
<hr/>											
15-10-0	0-0-0	0-0-0		CONFERENCE		0-0-0		0-0-0		15-10-0	
7-5-0	0-0-0	0-0-0		HOME		0-0-0		0-0-0		7-5-0	
7-4-0	0-0-0	0-0-0		AWAY		0-0-0		0-0-0		7-4-0	
1-1-0	0-0-0	0-0-0		NEUTRAL		0-0-0		0-0-0		1-1-0	
<hr/>											
RPI	S	Opponent	Score	RPI	S	Opponent	Score	RPI	S	Opponent	Score
36	A	Southeastern La.	0 15	70	A	New Orleans	4 13	137	H	Florida A&M	4 3
36	H	Southeastern La.	8 12	70	H	New Orleans	9 11	137	H	Florida A&M	16 9
								137	H	Florida A&M	2 15
								139	A	La.-Monroe	7 10
								158	A	Alabama St.	1 6
								158	A	Alabama St.	3 4
								158	A	Alabama St.	2 7
								158	H	Alabama St.	4 15
								158	H	Alabama St.	1 13
								158	H	Alabama St.	4 7
								218	A	Georgia St.	13 12
								218	A	Georgia St.	5 11
								266	A	UT Martin	4 10
								266	A	UT Martin	8 11
								266	A	UT Martin	3 13
								266	H	UT Martin	9 18
								266	H	UT Martin	9 2
								266	H	UT Martin	2 12
								266	H	UT Martin	8 5
								285	A	UTRGV	4 11
								285	A	UTRGV	4 10
								293	A	Alcorn	4 5
								293	A	Alcorn	11 6
								293	H	Alcorn	5 1
								293	H	Alcorn	6 9
								293	H	Alcorn	11 5
								293	N	Alcorn	2 3
<hr/>											
Non-Div. I Games:	LeMoyne-Owen	20 3	Tougaloo	10 0	Tougaloo	8 3	LeMoyne-Owen	23 2			
	Concordia (AL)	9 1	Concordia (AL)	8 0	Concordia (AL)	17 1	Tougaloo	Jackson St.	6 1		

J a c k s o n s t .

Concordia (AL)

21	0		
293	A	Alcorn	4 5
297	H	Alabama A&M	14 4

Through Games Of May 9, 2016

RPI	S	Opponent	Score	
296	N	Southern U.	4	0
297	A	Alabama A&M	10	9
297	A	Alabama A&M	20	1
297	A	Alabama A&M	22	4
297	H	Alabama A&M	7	6
297	H	Alabama A&M	3	6
297	H	Alabama A&M	14	4
300	A	Mississippi Val.	19	9
300	A	Mississippi Val.	10	3
300	A	Mississippi Val.	16	5
300	H	Mississippi Val.	6	2
300	H	Mississippi Val.	9	7
300	H	Mississippi Val.	6	1

Jackson, S. T.

Jackson St.

Average RPI Win: 291		WON-LOST	WINNING	LAST 15	STRENGTH OF		OPP. STRENGTH	TEAM	ADJ		CONF.	ADJ CONF.						
Average RPI Loss: 221		RECORD	PCT. RANK	GAMES	SCHEDULE		OF SCHEDULE	RPI	RPI		RPI	RPI						
DIV. I ONLY		13-34-0	.2766	280	7-8-0		258	300	289		.39628	289	31	31				
DIV. I NON-CONF.		0-24-0	0	296	0-3-0		204	292	299		.35602	299	30	30				
TOTALS		RPI 1-25	RPI 26-50		W-L RECORDS		RPI 51-100		RPI 101-150		RPI 150+							
13-34-0		0-0-0	0-0-0		OVERALL		0-1-0		0-2-0		13-31-0							
7-13-0		0-0-0	0-0-0		HOME		0-0-0		0-1-0		7-12-0							
6-17-0		0-0-0	0-0-0		AWAY		0-1-0		0-1-0		6-15-0							
0-4-0		0-0-0	0-0-0		NEUTRAL		0-0-0		0-0-0		0-4-0							
0-24-0		0-0-0	0-0-0		NON-CONFERENCE		0-1-0		0-2-0		0-21-0							
0-8-0		0-0-0	0-0-0		HOME		0-0-0		0-1-0		0-7-0							
0-12-0		0-0-0	0-0-		AWAY		0-1-0		0-1-0		0-10-0							
0-4-0		0-0-0	0-0-0		NEUTRAL		0-0-0		0-0-0		0-4-0							
13-10-0		0-0-0	0-0-0		CONFERENCE		0-0-0		0-0-0		13-10-0							
7-5-0		0-0-0	0-0-0		HOME		0-0-0		0-0-0		7-5-0							
6-5-0		0-0-0	0-0-0		AWAY		0-0-0		0-0-0		6-5-0							
0-0-0		0-0-0	0-0-0		NEUTRAL		0-0-0		0-0-0		0-0-0							
RPI	S	Opponent	Score	RPI	S	Opponent	Score	RPI	S	Opponent	Score	RPI	S	Opponent	Score			
								79	A	Rutgers	8	12		140	A	Navy	4	20
														140	H	Navy	4	16
														153	A	Delaware	2	4
														153	A	Delaware	3	8
														153	H	Delaware	8	19
														155	A	Gardner-Webb	0	9
														155	A	Gardner-Webb	1	7
														155	A	Gardner-Webb	6	7
														155	A	Gardner-Webb	0	8
														198	N	Fairfield	1	14
														198	N	Fairfield	2	8
														198	N	Fairfield	3	17
														206	A	George Washington	0	8
														213	A	Towson	4	18
														213	H	Towson	1	8
														238	N	UMass Lowell	0	3
														240	H	Rider	7	11
														245	H	Marist	2	4
														245	H	Marist	0	15
														245	H	Marist	3	4
														247	A	Villanova	1	2
														268	A	La Salle	5	6
														268	H	La Salle	2	4
														278	A	Norfolk St.	0	12
														278	A	Norfolk St.	2	5
														278	A	Norfolk St.	10	7
														278	A	Norfolk St.	9	5
				LAST 15 GAMES														
				294	H	UMES	7	1	213	A	Towson	4	18	268	H	La Salle	2	4
				294	H	UMES	7	12	153	H	Delaware	8	19	278	A	Norfolk St.	0	12
				294	H	UMES	4	1	294	A	UMES	4	2	278	A	Norfolk St.	2	5
				278	A	Norfolk St.	10	7						278	A	Norfolk St.	10	7
				278	A	Norfolk St.	2	5						278	A	Norfolk St.	9	5

Non-Div. I Games:

Delaware St.

Delaware St.

278 A Norfolk St.	0	12
278 A Norfolk St.	0	10

Through Games Of May 9, 2016

RPI	S	Opponent	Score	
278	A	Norfolk St.	5	3
278	A	Norfolk St.	0	10
278	H	Norfolk St.	0	6
278	H	Norfolk St.	2	6
278	H	Norfolk St.	6	5
294	A	UMES	3	4
294	A	UMES	4	2
294	H	UMES	4	3
294	H	UMES	7	1
294	H	UMES	4	1
294	H	UMES	7	12
294	H	UMES	5	14
294	H	UMES	2	5
299	A	Coppin St.	0	3
299	A	Coppin St.	14	6
299	A	Coppin St.	15	5
299	H	Coppin St.	5	4
299	H	Coppin St.	14	4
299	H	Coppin St.	10	9

Delaware St.

D
e
l
a
w
a
r
e
s
t
.

D
e
l
a
w
a
r
e
s
t
.

Average RPI Win: 246		WON-LOST	WINNING	LAST 15	STRENGTH OF		OPP. STRENGTH	TEAM	ADJ		CONF.	ADJ CONF.
Average RPI Loss: 196		RECORD	PCT. RANK	GAMES	SCHEDULE		OF SCHEDULE	RPI	RPI		RPI	RPI
DIV. I ONLY		11-37-0	.22917	290	2-13-0		257	281	290		31	31
DIV. I NON-CONF.		5-22-0	.18519	283	0-6-0		221	294	292		30	30
TOTALS		RPI 1-25	RPI 26-50		W-L RECORDS		RPI 51-100		RPI 101-150		RPI 150+	
11-37-0		0-0-0	0-0-0		OVERALL		0-4-0		2-9-0		9-24-0	
6-15-0		0-0-0	0-0-0		HOME		0-1-0		1-3-0		5-11-0	
5-19-0		0-0-0	0-0-0		AWAY		0-2-0		1-6-0		4-11-0	
0-3-0		0-0-0	0-0-0		NEUTRAL		0-1-0		0-0-0		0-2-0	
5-22-0		0-0-0	0-0-0		NON-CONFERENCE		0-4-0		0-5-0		5-13-0	
2-10-0		0-0-0	0-0-0		HOME		0-1-0		0-1-0		2-8-0	
3-9-0		0-0-0	0-0-		AWAY		0-2-0		0-4-0		3-3-0	
0-3-0		0-0-0	0-0-0		NEUTRAL		0-1-0		0-0-0		0-2-0	
6-15-0		0-0-0	0-0-0		CONFERENCE		0-0-0		2-4-0		4-11-0	
4-5-0		0-0-0	0-0-0		HOME		0-0-0		1-2-0		3-3-0	
2-10-0		0-0-0	0-0-0		AWAY		0-0-0		1-2-0		1-8-0	
0-0-0		0-0-0	0-0-0		NEUTRAL		0-0-0		0-0-0		0-0-0	
RPI S	Opponent	Score	RPI S	Opponent	Score	RPI S	Opponent	Score	RPI S	Opponent	Score	
						64 A	North Florida	4 7	102 A	Mercer	6 16	
						64 H	North Florida	3 7	102 H	Mercer	3 7	
						93 A	Ga. Southern	1 16	137 A	Florida A&M	6 9	
						98 N	Iowa	4 14	137 A	Florida A&M	10 5	
									137 A	Florida A&M	4 11	
									137 H	Florida A&M	5 12	
									137 H	Florida A&M	2 1	
									137 H	Florida A&M	2 7	
									144 A	Longwood	5 6	
									144 A	Longwood	6 7	
									144 A	Longwood	4 9	
									151 N	Seton Hall	3 4	
									168 H	Ball St.	1 10	
									168 H	Ball St.	3 7	
									181 A	Presbyterian	1 16	
									187 A	Bethune-Cookman	6 7	
									187 A	Bethune-Cookman	0 3	
									187 A	Bethune-Cookman	7 12	
									218 A	Georgia St.	1 4	
									218 A	Georgia St.	10 6	
									233 H	St. Bonaventure	4 7	
									233 H	St. Bonaventure	2 9	
									233 H	St. Bonaventure	7 1	
									233 H	St. Bonaventure	1 10	
									260 H	Charleston So.	4 10	
									264 N	Bowling Green	1 10	
									269 A	N.C. Central	4 2	
LAST 15 GAMES						287 A	N.C. A&T	7 18	137 A	Florida A&M	6 9	
						287 A	N.C. A&T	3 4	137 A	Florida A&M	4 11	
						287 A	N.C. A&T	4 6	137 A	Florida A&M	10 5	
						269 H	N.C. Central	2 0				
						269 H	N.C. Central	5 9				

Non-Div. I Games:

Savannah St.

Savannah St.

269	H	N.C. Central	4	5
102	H	Mercer	3	7

Through Games Of May 9, 2016

RPI	S	Opponent	Score	
269	A	N.C. Central	1	2
269	A	N.C. Central	5	9
269	H	N.C. Central	5	9
269	H	N.C. Central	4	5
269	H	N.C. Central	2	0
272	H	LIU Brooklyn	3	2
272	H	LIU Brooklyn	3	11
272	H	LIU Brooklyn	3	4
287	A	N.C. A&T	3	4
287	A	N.C. A&T	4	6
287	A	N.C. A&T	7	18
287	H	N.C. A&T	6	1
287	H	N.C. A&T	5	7
287	H	N.C. A&T	4	3
297	A	Alabama A&M	9	12
297	A	Alabama A&M	17	12
297	A	Alabama A&M	3	2

Savannah St.

S
a
v
a
n
n
a
h
S
t
.

S
a
v
a
n
n
a
h
S
t
.

Average RPI Win:	229	WON-LOST	WINNING	LAST 15	STRENGTH OF	OPP. STRENGTH	TEAM	ADJ	CONF.	ADJ CONF.	
Average RPI Loss:	208	RECORD	PCT. RANK	GAMES	SCHEDULE	OF SCHEDULE	RPI	RPI	RPI	RPI	
DIV. I ONLY	9-36-0	.2	295	4-11-0	270	280	291	.39267	291	29	29
DIV. I NON-CONF.	5-22-0	.18519	283	1-5-0	281	286	294	.39097	293	26	26
<hr/>											
TOTALS	RPI 1-25	RPI 26-50		W-L RECORDS		RPI 51-100		RPI 101-150		RPI 150+	
9-36-0	0-0-0	0-1-0		OVERALL		0-1-0		0-0-0		9-34-0	
1-11-0	0-0-0	0-0-0		HOME		0-0-0		0-0-0		1-11-0	
7-22-0	0-0-0	0-1-0		AWAY		0-1-0		0-0-0		7-20-0	
1-3-0	0-0-0	0-0-0		NEUTRAL		0-0-0		0-0-0		1-3-0	
<hr/>											
5-22-0	0-0-0	0-1-0		NON-CONFERENCE		0-1-0		0-0-0		5-20-0	
0-3-0	0-0-0	0-0-0		HOME		0-0-0		0-0-0		0-3-0	
4-16-0	0-0-0	0-0-		AWAY		0-1-0		0-0-0		4-14-0	
1-3-0	0-0-0	0-0-0		NEUTRAL		0-0-0		0-0-0		1-3-0	
<hr/>											
4-14-0	0-0-0	0-0-0		CONFERENCE		0-0-0		0-0-0		4-14-0	
1-8-0	0-0-0	0-0-0		HOME		0-0-0		0-0-0		1-8-0	
3-6-0	0-0-0	0-0-0		AWAY		0-0-0		0-0-0		3-6-0	
0-0-0	0-0-0	0-0-0		NEUTRAL		0-0-0		0-0-0		0-0-0	
<hr/>											
RPI	S	Opponent	Score	RPI	S	Opponent	Score	RPI	S	Opponent	Score
				29	A	Wake Forest	2 8				
								151	A	Seton Hall	4 5
								151	A	Seton Hall	1 8
								152	A	St. John's (NY)	9 8
								157	H	Monmouth	1 4
								157	H	Monmouth	8 7
								157	H	Monmouth	7 11
								175	A	Stony Brook	3 7
								188	A	Richmond	2 12
								188	A	Richmond	0 10
								188	N	Richmond	6 12
								190	A	Canisius	0 9
								190	A	Canisius	7 8
								190	A	Canisius	7 11
								196	A	Fordham	2 0
								198	H	Fairfield	3 8
								198	H	Fairfield	3 11
								198	H	Fairfield	2 12
								200	A	Albany (NY)	5 17
								200	A	Albany (NY)	2 5
								200	A	Albany (NY)	0 5
								219	H	Hofstra	4 11
								230	N	Harvard	1 7
								235	H	Niagara	0 11
								235	H	Niagara	0 13
								235	H	Niagara	2 21
								244	A	Lehigh	3 6
								244	H	Lehigh	1 2

Non-Div. I Games:

Saint Peter's

245 A Marist	2	9
245 A Marist	3	1

RPI	S	Opponent	Score	
245	A	Marist	6	4
245	A	Marist	3	1
245	A	Marist	2	9
247	A	Villanova	3	7
247	A	Villanova	5	1
254	A	Siena	1	12
254	A	Siena	6	12
254	A	Siena	3	2
265	A	NJIT	5	6
265	A	NJIT	0	16
265	H	NJIT	7	11
268	A	La Salle	0	1
268	A	La Salle	7	3
270	A	Wagner	6	13
294	N	UMES	5	17
294	N	UMES	10	8

Average RPI Win:	237	WON-LOST RECORD	WINNING PCT. RANK	LAST 15 GAMES	STRENGTH OF SCHEDULE	OPP. STRENGTH OF SCHEDULE	TEAM RPI	ADJ RPI	CONF. RPI	ADJ CONF. RPI	
DIV. I ONLY		12-35-0	.25532 283	5-10-0	280	248	292	.39071 292	28	28	
DIV. I NON-CONF.		6-20-0	.23077 274	0-4-0	286	181	293	.39051 294	27	28	
<hr/>											
TOTALS	RPI 1-25	RPI 26-50	W-L RECORDS		RPI 51-100	RPI 101-150		RPI 150+			
12-35-0	0-0-0	0-1-0	OVERALL		0-3-0	0-8-0		12-23-0			
8-11-0	0-0-0	0-0-0	HOME		0-0-0	0-4-0		8-7-0			
3-21-0	0-0-0	0-0-0	AWAY		0-1-0	0-4-0		3-16-0			
1-3-0	0-0-0	0-1-0	NEUTRAL		0-2-0	0-0-0		1-0-0			
<hr/>											
6-20-0	0-0-0	0-1-0	NON-CONFERENCE		0-3-0	0-2-0		6-14-0			
3-4-0	0-0-0	0-0-0	HOME		0-0-0	0-1-0		3-3-0			
2-13-0	0-0-0	0-0-	AWAY		0-1-0	0-1-0		2-11-0			
1-3-0	0-0-0	0-1-0	NEUTRAL		0-2-0	0-0-0		1-0-0			
<hr/>											
6-15-0	0-0-0	0-0-0	CONFERENCE		0-0-0	0-6-0		6-9-0			
5-7-0	0-0-0	0-0-0	HOME		0-0-0	0-3-0		5-4-0			
1-8-0	0-0-0	0-0-0	AWAY		0-0-0	0-3-0		1-5-0			
0-0-0	0-0-0	0-0-0	NEUTRAL		0-0-0	0-0-0		0-0-0			
<hr/>											
RPI S	Opponent	Score	RPI S	Opponent	Score	RPI S	Opponent	Score	RPI S	Opponent	Score
			44 N	Boston College	1 7	72 A	Notre Dame	3 6	121 H	Seattle	2 12
						76 N	Indiana St.	5 14	121 H	Seattle	1 14
						98 N	Iowa	3 15	121 H	Seattle	4 12
									138 A	Valparaiso	4 12
									138 H	Valparaiso	6 10
									141 A	New Mexico St.	5 17
									141 A	New Mexico St.	2 8
									141 A	New Mexico St.	4 11
									160 A	Sacramento St.	0 10
									160 A	Sacramento St.	4 5
									160 A	Sacramento St.	1 4
									165 A	Milwaukee	2 6
									165 H	Milwaukee	9 12
									182 A	Hawaii	1 0
									182 A	Hawaii	0 14
									182 A	Hawaii	1 4
									182 A	Hawaii	0 4
									195 A	Ill.-Chicago	0 5
									195 H	Ill.-Chicago	3 1
									195 H	Ill.-Chicago	6 3
									207 A	Grand Canyon	5 10
									207 A	Grand Canyon	4 2
									207 A	Grand Canyon	2 7
									225 A	A&M-Corpus Christi	2 6
									225 A	A&M-Corpus Christi	7 1
									225 A	A&M-Corpus Christi	6 8
									229 H	Western Mich.	6 3
<hr/>											
LAST 15 GAMES											
			284 H	North Dakota	14 4	138 A	Valparaiso	4 12	207 A	Grand Canyon	2 7
			284 H	North Dakota	7 1	258 H	Northern Colo.	5 7	225 A	A&M-Corpus Christi	2 6
			284 H	North Dakota	4 18	258 H	Northern Colo.	5 4	225 A	A&M-Corpus Christi	7 1
			165 A	Milwaukee	2 6				225 A	A&M-Corpus Christi	6 8
			207 A	Grand Canyon	5 10				229 H	Western Mich.	6 3

Non-Div. I Games: Otterbein 3 5

Chicago St.

Chicago St.

207	A	Grand Canyon	4	2
207	A	Grand Canyon	2	7

Through Games Of May 9, 2016

RPI	S	Opponent	Score	
232	H	IPFW	4	5
247	N	Villanova	4	3
258	H	Northern Colo.	4	2
258	H	Northern Colo.	5	7
258	H	Northern Colo.	5	4
259	A	Saint Louis	2	8
259	A	Saint Louis	1	7
259	A	Saint Louis	0	7
262	A	Northwestern	5	11
262	H	Northwestern	10	12
284	H	North Dakota	7	1
284	H	North Dakota	4	18
284	H	North Dakota	14	4
285	H	UTRGV	1	7
285	H	UTRGV	2	9
285	H	UTRGV	12	7

Chicago St.

C
h
i
c
a
g
o
s
t
.

C
h
i
c
a
g
o
s
t
.

A
l
c
o
r
n

Alcorn

Alcorn

158 H Alabama St.	4	10
158 H Alabama St.	1	16

Through Games Of May 9, 2016

RPI	S	Opponent	Score	
298	N	Prairie View	10	11
300	A	Mississippi Val.	5	6
300	A	Mississippi Val.	10	3
300	A	Mississippi Val.	1	5
300	H	Mississippi Val.	12	4
300	H	Mississippi Val.	11	4
300	H	Mississippi Val.	9	2

Alcorn

A
l
c
o
r
n

A
l
c
o
r
n

Average RPI Win:	252	WON-LOST	WINNING	LAST 15	STRENGTH OF	OPP. STRENGTH	TEAM	ADJ	CONF.	ADJ CONF.		
Average RPI Loss:	233	RECORD	PCT. RANK	GAMES	SCHEDULE	OF SCHEDULE	RPI	RPI	RPI	RPI		
DIV. I ONLY		16-32-0	.33333	254	7-8-0	298	297	294	.38865	294	31	31
DIV. I NON-CONF.		9-16-0	.36	234	4-2-0	224	273	239	.45778	239	30	30
<hr/>												
TOTALS	RPI 1-25	RPI 26-50		W-L RECORDS		RPI 51-100		RPI 101-150		RPI 150+		
16-32-0	0-0-0	1-3-0		OVERALL		0-0-0		0-2-0		15-27-0		
6-8-0	0-0-0	0-0-0		HOME		0-0-0		0-1-0		6-7-0		
7-22-0	0-0-0	1-3-0		AWAY		0-0-0		0-1-0		6-18-0		
3-2-0	0-0-0	0-0-0		NEUTRAL		0-0-0		0-0-0		3-2-0		
9-16-0	0-0-0	1-3-0		NON-CONFERENCE		0-0-0		0-2-0		8-11-0		
3-1-0	0-0-0	0-0-0		HOME		0-0-0		0-1-0		3-0-0		
3-13-0	0-0-0	1-0-		AWAY		0-0-0		0-1-0		2-9-0		
3-2-0	0-0-0	0-0-0		NEUTRAL		0-0-0		0-0-0		3-2-0		
7-16-0	0-0-0	0-0-0		CONFERENCE		0-0-0		0-0-0		7-16-0		
3-7-0	0-0-0	0-0-0		HOME		0-0-0		0-0-0		3-7-0		
4-9-0	0-0-0	0-0-0		AWAY		0-0-0		0-0-0		4-9-0		
0-0-0	0-0-0	0-0-0		NEUTRAL		0-0-0		0-0-0		0-0-0		
RPI	S	Opponent	Score	RPI	S	Opponent	Score	RPI	S	Opponent	Score	
				38	A	Duke	1 9	140	A	Navy	2 11	
				40	A	UNCG	2 8	140	H	Navy	4 16	
				49	A	Pittsburgh	1 9	154	A	Georgetown	9 4	
				49	A	Pittsburgh	9 6	154	A	Georgetown	5 7	
								188	A	Richmond	0 15	
								188	A	Richmond	4 7	
								199	A	Eastern Ky.	2 20	
								199	A	Eastern Ky.	1 17	
								199	A	Eastern Ky.	5 4	
								199	A	Eastern Ky.	3 14	
								244	H	Lehigh	7 6	
								244	H	Lehigh	5 4	
								251	A	VMI	2 23	
								251	A	VMI	3 7	
								251	A	VMI	1 14	
								253	N	Fairleigh Dickinson	6 4	
								253	N	Fairleigh Dickinson	5 7	
								253	N	Fairleigh Dickinson	5 1	
								278	A	Norfolk St.	0 6	
								278	A	Norfolk St.	0 8	
								278	A	Norfolk St.	1 3	
								278	H	Norfolk St.	6 7	
								278	H	Norfolk St.	7 20	
								278	H	Norfolk St.	2 11	
								289	A	Delaware St.	14 5	
								289	A	Delaware St.	5 2	
								289	A	Delaware St.	12 7	

Non-Div. I Games:

UMES

299 H Coppin St.	7	3
299 H Coppin St.	1	4

RPI	S	Opponent	Score	
289	A	Delaware St.	3	4
289	A	Delaware St.	1	7
289	A	Delaware St.	1	4
289	H	Delaware St.	4	3
289	H	Delaware St.	2	4
291	N	Saint Peter's	17	5
291	N	Saint Peter's	8	10
295	H	Mt. St. Mary's	9	2
299	A	Coppin St.	7	3
299	A	Coppin St.	4	16
299	A	Coppin St.	6	12
299	A	Coppin St.	1	3
299	H	Coppin St.	4	3
299	H	Coppin St.	1	4
299	H	Coppin St.	7	3
299	H	Coppin St.	1	3
299	H	Coppin St.	8	15

Average RPI Win: 259		WON-LOST	WINNING	LAST 15	STRENGTH OF		OPP. STRENGTH	TEAM	ADJ	CONF.	ADJ CONF.
Average RPI Loss: 211		RECORD	PCT. RANK	GAMES	SCHEDULE		OF SCHEDULE	RPI	RPI	RPI	RPI
DIV. I ONLY		11-33-0	.25	286	7-8-0		295	278	295	.37632	295
DIV. I NON-CONF.		3-13-0	.1875	281	1-0-0		287	291	297	.37898	297
TOTALS		RPI 1-25	RPI 26-50		W-L RECORDS		RPI 51-100		RPI 101-150		RPI 150+
11-33-0	0-0-0	0-1-0		OVERALL		0-3-0		0-4-0		11-25-0	
4-12-0	0-0-0	0-0-0		HOME		0-0-0		0-0-0		4-12-0	
7-17-0	0-0-0	0-1-0		AWAY		0-3-0		0-0-0		7-13-0	
0-4-0	0-0-0	0-0-0		NEUTRAL		0-0-0		0-4-0		0-0-0	
3-13-0	0-0-0	0-1-0		NON-CONFERENCE		0-3-0		0-0-0		3-9-0	
1-3-0	0-0-0	0-0-0		HOME		0-0-0		0-0-0		1-3-0	
2-10-0	0-0-0	0-0-		AWAY		0-3-0		0-0-0		2-6-0	
0-0-0	0-0-0	0-0-0		NEUTRAL		0-0-0		0-0-0		0-0-0	
8-20-0	0-0-0	0-0-0		CONFERENCE		0-0-0		0-4-0		8-16-0	
3-9-0	0-0-0	0-0-0		HOME		0-0-0		0-0-0		3-9-0	
5-7-0	0-0-0	0-0-0		AWAY		0-0-0		0-0-0		5-7-0	
0-4-0	0-0-0	0-0-0		NEUTRAL		0-0-0		0-4-0		0-0-0	
RPI S	Opponent	Score		RPI S	Opponent	Score		RPI S	Opponent	Score	
29 A	Wake Forest	2	8	65 A	Jacksonville	7	15	111 N	Sacred Heart	1	7
				65 A	Jacksonville	3	14	111 N	Sacred Heart	1	8
				65 A	Jacksonville	2	13	111 N	Sacred Heart	3	5
								111 N	Sacred Heart	0	8
								183 A	UMBC	1	3
								183 A	UMBC	3	9
								183 H	UMBC	5	3
								213 A	Towson	7	8
								222 A	Central Conn. St.	4	19
								222 A	Central Conn. St.	6	4
								222 A	Central Conn. St.	0	6
								222 A	Central Conn. St.	0	2
								241 H	Buffalo	0	15
								241 H	Buffalo	0	2
								253 A	Fairleigh Dickinson	0	6
								253 A	Fairleigh Dickinson	13	6
								253 A	Fairleigh Dickinson	3	4
								253 A	Fairleigh Dickinson	4	9
								253 H	Fairleigh Dickinson	5	2
								253 H	Fairleigh Dickinson	0	1
								253 H	Fairleigh Dickinson	1	4
								253 H	Fairleigh Dickinson	2	17
								270 A	Wagner	6	5
								270 A	Wagner	3	0
								270 A	Wagner	8	9
								270 A	Wagner	2	1
								270 H	Wagner	6	14
LAST 15 GAMES				111 N	Sacred Heart	0	8	272 H	LIU Brooklyn	5	4
				111 N	Sacred Heart	1	8	270 A	Wagner	8	9
				111 N	Sacred Heart	1	7	270 A	Wagner	2	1
				111 N	Sacred Heart	3	5				
				272 H	LIU Brooklyn	2	6				

Non-Div. I Games:

Mt. St. Mary's

272 H LIU Brooklyn	2	1
272 H LIU Brooklyn	1	6

RPI	S	Opponent	Score	
270	H	Wagner	0	2
270	H	Wagner	4	20
270	H	Wagner	4	17
272	H	LIU Brooklyn	2	1
272	H	LIU Brooklyn	2	6
272	H	LIU Brooklyn	5	4
272	H	LIU Brooklyn	1	6
282	A	UNC Asheville	2	1
282	A	UNC Asheville	2	8
282	A	UNC Asheville	5	8
294	A	UMES	2	9
299	A	Coppin St.	16	6
299	H	Coppin St.	9	12

Average RPI Win: 235		WON-LOST RECORD	WINNING PCT. RANK	LAST 15 GAMES	STRENGTH OF SCHEDULE	OPP. STRENGTH OF SCHEDULE	TEAM RPI	ADJ RPI	CONF. RPI	ADJ CONF. RPI	
Average RPI Loss: 205											
DIV. I ONLY		8-27-0	.22857 291	4-10-0	285	289	296	.36807 296	32	32	
DIV. I NON-CONF.		2-10-0	.16667 287	1-4-0	10	16	166	.48826 171	31	32	
<hr/>											
TOTALS		RPI 1-25	RPI 26-50		W-L RECORDS		RPI 51-100		RPI 101-150		RPI 150+
8-27-0		0-1-0	1-3-0		OVERALL		0-3-0		1-2-0		6-18-0
5-11-0		0-0-0	0-0-0		HOME		0-1-0		0-0-0		5-10-0
3-12-0		0-1-0	1-3-0		AWAY		0-1-0		1-2-0		1-5-0
0-4-0		0-0-0	0-0-0		NEUTRAL		0-1-0		0-0-0		0-3-0
2-10-0		0-1-0	1-3-0		NON-CONFERENCE		0-3-0		1-2-0		0-1-0
0-1-0		0-0-0	0-0-0		HOME		0-1-0		0-0-0		0-0-0
2-8-0		0-1-0	1-0-		AWAY		0-1-0		1-2-0		0-1-0
0-1-0		0-0-0	0-0-0		NEUTRAL		0-1-0		0-0-0		0-0-0
6-17-0		0-0-0	0-0-0		CONFERENCE		0-0-0		0-0-0		6-17-0
5-10-0		0-0-0	0-0-0		HOME		0-0-0		0-0-0		5-10-0
1-4-0		0-0-0	0-0-0		AWAY		0-0-0		0-0-0		1-4-0
0-3-0		0-0-0	0-0-0		NEUTRAL		0-0-0		0-0-0		0-3-0
RPI S	Opponent	Score	RPI S	Opponent	Score	RPI S	Opponent	Score	RPI S	Opponent	Score
17 A	LSU	1 11	36 A	Southeastern La.	2 18	69 N	Louisiana Tech	0 15	118 A	Auburn	6 5
			39 A	South Ala.	2 12	70 A	New Orleans	4 14	118 A	Auburn	0 7
			39 A	South Ala.	1 7	70 H	New Orleans	3 23	118 A	Auburn	6 18
			39 A	South Ala.	5 4				204 A	Nicholls St.	8 9
									261 H	Ark.-Pine Bluff	2 7
									261 H	Ark.-Pine Bluff	9 10
									261 H	Ark.-Pine Bluff	5 3
									273 H	Grambling	7 11
									273 H	Grambling	9 10
									273 H	Grambling	5 9
									273 H	Grambling	8 10
									273 H	Grambling	11 16
									273 H	Grambling	10 3
									273 N	Grambling	0 15
									286 A	Texas Southern	4 5
									286 A	Texas Southern	0 10
									286 A	Texas Southern	6 8
									286 H	Texas Southern	5 13
									286 H	Texas Southern	2 5
									286 H	Texas Southern	5 6
									288 N	Jackson St.	0 4
									293 N	Alcorn	2 6
			LAST 15 GAMES						298 A	Prairie View	1 7
			286 A	Texas Southern	0 10	298 H	Prairie View	13 9	298 A	Prairie View	9 2
			286 A	Texas Southern	4 5	298 H	Prairie View	16 5	298 H	Prairie View	13 9
			286 A	Texas Southern	6 8	298 H	Prairie View	4 1	298 H	Prairie View	16 5
			70 H	New Orleans	3 23				298 H	Prairie View	4 1
			39 A	South Ala.	1 7						
Non-Div. I Games:		Selma	4 3	Loyola (LA)	6 7	Loyola (LA)		5 4	Selma	10 0	Southern U.
		Selma	12 6								

39	A	South Ala.	2	12
39	A	South Ala.	5	4

S
o
u
t
h
e
r
n
U
.

S
o
u
t
h
e
r
n
U
.

Average RPI Win: 267		WON-LOST	WINNING	LAST 15	STRENGTH OF		OPP. STRENGTH	TEAM	ADJ		CONF.	ADJ CONF.
Average RPI Loss: 213		RECORD	PCT. RANK	GAMES	SCHEDULE		OF SCHEDULE	RPI	RPI		RPI	RPI
DIV. I ONLY		12-41-0	.22642	292	5-10-0		293	292	297		32	32
DIV. I NON-CONF.		4-22-0	.15385	290	1-4-0		268	248	296		31	32
TOTALS		RPI 1-25	RPI 26-50		W-L RECORDS		RPI 51-100		RPI 101-150		RPI 150+	
12-41-0		0-0-0	0-1-0		OVERALL		0-2-0		1-4-0		11-34-0	
5-18-0		0-0-0	0-0-0		HOME		0-0-0		0-0-0		5-18-0	
7-22-0		0-0-0	0-1-0		AWAY		0-2-0		1-3-0		6-14-0	
0-1-0		0-0-0	0-0-0		NEUTRAL		0-0-0		0-0-0		0-1-0	
4-22-0		0-0-0	0-1-0		NON-CONFERENCE		0-2-0		1-4-0		3-15-0	
2-8-0		0-0-0	0-0-0		HOME		0-0-0		0-0-0		2-8-0	
2-14-0		0-0-0	0-0-		AWAY		0-2-0		1-4-0		1-7-0	
0-0-0		0-0-0	0-0-0		NEUTRAL		0-0-0		0-0-0		0-0-0	
8-19-0		0-0-0	0-0-0		CONFERENCE		0-0-0		0-0-0		8-19-0	
3-10-0		0-0-0	0-0-0		HOME		0-0-0		0-0-0		3-10-0	
5-8-0		0-0-0	0-0-0		AWAY		0-0-0		0-0-0		5-8-0	
0-1-0		0-0-0	0-0-0		NEUTRAL		0-0-0		0-0-0		0-1-0	
RPI S	Opponent	Score	RPI S	Opponent	Score	RPI S	Opponent	Score	RPI S	Opponent	Score	
			26 A	Tulane	0 7	85 A	Troy	0 8	118 A	Auburn	0 5	
						97 A	Missouri	3 5	118 A	Auburn	1 15	
									119 A	Samford	7 5	
									119 A	Samford	6 18	
									122 A	UAB	2 12	
									158 A	Alabama St.	3 7	
									158 A	Alabama St.	4 9	
									158 H	Alabama St.	4 16	
									158 H	Alabama St.	3 7	
									158 H	Alabama St.	2 17	
									158 N	Alabama St.	2 14	
									199 A	Eastern Ky.	3 1	
									199 H	Eastern Ky.	6 11	
									203 A	Tennessee Tech	6 11	
									203 H	Tennessee Tech	6 34	
									205 A	Murray St.	3 11	
									210 A	Lipscomb	4 5	
									210 A	Lipscomb	5 14	
									210 A	Lipscomb	3 10	
									218 A	Georgia St.	5 13	
									218 A	Georgia St.	7 8	
									232 H	IPFW	1 8	
									232 H	IPFW	7 9	
									232 H	IPFW	6 4	
									232 H	IPFW	6 7	
									261 A	Ark.-Pine Bluff	2 5	
									261 A	Ark.-Pine Bluff	0 1	
LAST 15 GAMES												
			158 A	Alabama St.	4 9		288 A	Jackson St.	6 7			
			158 A	Alabama St.	3 7		205 A	Murray St.	3 11			
			158 N	Alabama St.	2 14		293 A	Alcorn	13 3			
			218 A	Georgia St.	7 8							
			218 A	Georgia St.	5 13							

Non-Div. I Games: North Ala. 6 5

Alabama A&M

288 A Jackson St.	4	14
288 A Jackson St.	6	3

RPI	S	Opponent	Score
261	A	Ark.-Pine Bluff	3 4
266	H	UT Martin	2 9
288	A	Jackson St.	6 7
288	A	Jackson St.	6 3
288	A	Jackson St.	4 14
288	H	Jackson St.	9 10
288	H	Jackson St.	4 22
288	H	Jackson St.	1 20
290	H	Savannah St.	2 3
290	H	Savannah St.	12 9
290	H	Savannah St.	12 17
293	A	Alcorn	13 3
293	A	Alcorn	4 6
293	A	Alcorn	8 3
293	H	Alcorn	12 2
293	H	Alcorn	4 16
293	H	Alcorn	13 15
300	A	Mississippi Val.	12 10
300	A	Mississippi Val.	5 2
300	H	Mississippi Val.	10 6
300	H	Mississippi Val.	10 11
300	H	Mississippi Val.	1 2
300	H	Mississippi Val.	17 4

Alabama A&M

A
l
a
b
a
m
a
A
&
M

A
l
a
b
a
m
a
A
&
M

Average RPI Win: 282		WON-LOST	WINNING	LAST 15	STRENGTH OF		OPP. STRENGTH	TEAM	ADJ		CONF.	ADJ CONF.					
Average RPI Loss: 215		RECORD	PCT. RANK	GAMES	SCHEDULE		OF SCHEDULE	RPI	RPI		RPI	RPI					
DIV. I ONLY		8-32-0	.2	295	1-14-0		292	290	298	.36219	298	32	32				
DIV. I NON-CONF.		1-14-0	.06667	295	0-5-0		154	164	288	.40229	287	31	32				
<hr/>																	
TOTALS		RPI 1-25		RPI 26-50		W-L RECORDS		RPI 51-100		RPI 101-150		RPI 150+					
8-32-0		0-1-0		0-2-0		OVERALL		0-4-0		0-1-0		8-24-0					
3-9-0		0-0-0		0-0-0		HOME		0-0-0		0-0-0		3-9-0					
3-21-0		0-1-0		0-2-0		AWAY		0-3-0		0-1-0		3-14-0					
2-2-0		0-0-0		0-0-0		NEUTRAL		0-1-0		0-0-0		2-1-0					
<hr/>																	
1-14-0		0-1-0		0-2-0		NON-CONFERENCE		0-4-0		0-1-0		1-6-0					
0-1-0		0-0-0		0-0-0		HOME		0-0-0		0-0-0		0-1-0					
1-11-0		0-1-0		0-0-		AWAY		0-3-0		0-1-0		1-4-0					
0-2-0		0-0-0		0-0-0		NEUTRAL		0-1-0		0-0-0		0-1-0					
<hr/>																	
7-18-0		0-0-0		0-0-0		CONFERENCE		0-0-0		0-0-0		7-18-0					
3-8-0		0-0-0		0-0-0		HOME		0-0-0		0-0-0		3-8-0					
2-10-0		0-0-0		0-0-0		AWAY		0-0-0		0-0-0		2-10-0					
2-0-0		0-0-0		0-0-0		NEUTRAL		0-0-0		0-0-0		2-0-0					
<hr/>																	
RPI	S	Opponent		Score		RPI	S	Opponent		Score		RPI	S	Opponent		Score	
4	A	Texas A&M		0	11	27	A	Oklahoma St.		0	12	69	N	Louisiana Tech		0	7
						27	A	Oklahoma St.		0	9	73	A	Lamar		3	13
												78	A	Sam Houston St.		5	16
												92	A	Houston		0	8
												132	A	Texas		0	7
												177	A	Houston Baptist		3	5
												177	H	Houston Baptist		17	21
												192	N	Washington St.		3	14
												261	A	Ark.-Pine Bluff		0	12
												261	A	Ark.-Pine Bluff		1	21
												261	A	Ark.-Pine Bluff		1	11
												261	H	Ark.-Pine Bluff		0	9
												261	H	Ark.-Pine Bluff		7	11
												261	H	Ark.-Pine Bluff		17	13
												273	A	Grambling		6	13
												273	A	Grambling		4	8
												273	A	Grambling		7	11
												273	A	Incarnate Word		5	1
												273	A	Incarnate Word		2	12
												273	H	Grambling		3	13
												273	H	Grambling		2	13
												273	H	Grambling		7	8
												273	N	Grambling		4	3
												285	A	UTRGV		9	11
												285	A	UTRGV		6	7
												286	A	Texas Southern		5	6
												286	A	Texas Southern		12	8
												286	A	Texas Southern		5	4
												286	H	Texas Southern		5	24
												286	H	Texas Southern		12	2
												286	H	Texas Southern		3	11
<hr/>																	
LAST 15 GAMES																	
						27	A	Oklahoma St.		0	12	177	H	Houston Baptist		17	21
						27	A	Oklahoma St.		0	9	261	H	Ark.-Pine Bluff		0	9
						92	A	Houston		0	8	261	H	Ark.-Pine Bluff		17	13
						132	A	Texas		0	7						
						273	H	Grambling		3	13						

Non-Div. I Games: Wiley 20 10 Wiley 8 7

Prairie View

Prairie View

273 H Grambling	2	13
273 H Grambling	7	8

Through Games Of May 9, 2016

RPI	S	Opponent	Score	
293	N	Alcorn	11	10
296	A	Southern U.	5	16
296	A	Southern U.	1	4
296	A	Southern U.	9	13
296	H	Southern U.	7	1
296	H	Southern U.	2	9

Prairie View

P
r
a
i
r
i
e
V
i
e
w

P
r
a
i
r
i
e
V
i
e
w

Average RPI Win: 287		WON-LOST RECORD	WINNING PCT. RANK		LAST 15 GAMES		STRENGTH OF SCHEDULE		OPP. STRENGTH OF SCHEDULE		TEAM RPI	ADJ RPI		CONF. RPI	ADJ CONF. RPI
Average RPI Loss: 253			11-36-0	.23404 289	2-13-0	297	299	299	.34854 299	31	31				
DIV. I ONLY		3-20-0	.13043 293	0-3-0	297	295	300	.33561 300	30	30					
DIV. I NON-CONF.															
TOTALS		RPI 1-25		RPI 26-50		W-L RECORDS		RPI 51-100		RPI 101-150		RPI 150+			
11-36-0		0-0-0		0-0-0		OVERALL		0-0-0		0-0-0		11-36-0			
6-17-0		0-0-0		0-0-0		HOME		0-0-0		0-0-0		6-17-0			
4-17-0		0-0-0		0-0-0		AWAY		0-0-0		0-0-0		4-13-0			
1-2-0		0-0-0		0-0-0		NEUTRAL		0-0-0		0-0-0		1-2-0			
3-20-0		0-0-0		0-0-0		NON-CONFERENCE		0-0-0		0-0-0		3-20-0			
1-9-0		0-0-0		0-0-0		HOME		0-0-0		0-0-0		1-9-0			
1-9-0		0-0-0		0-0-		AWAY		0-0-0		0-0-0		1-9-0			
1-2-0		0-0-0		0-0-0		NEUTRAL		0-0-0		0-0-0		1-2-0			
8-16-0		0-0-0		0-0-0		CONFERENCE		0-0-0		0-0-0		8-16-0			
5-8-0		0-0-0		0-0-0		HOME		0-0-0		0-0-0		5-8-0			
3-8-0		0-0-0		0-0-0		AWAY		0-0-0		0-0-0		3-8-0			
0-0-0		0-0-0		0-0-0		NEUTRAL		0-0-0		0-0-0		0-0-0			
RPI	S	Opponent	Score	RPI	S	Opponent	Score	RPI	S	Opponent	Score	RPI	S	Opponent	Score
										154	A	Georgetown	3	4	
										154	H	Georgetown	4	5	
										183	A	UMBC	7	9	
										183	A	UMBC	3	12	
										213	A	Towson	7	8	
										218	A	Georgia St.	0	13	
										218	A	Georgia St.	0	12	
										218	A	Georgia St.	0	17	
										218	A	Georgia St.	4	22	
										219	H	Hofstra	0	15	
										219	H	Hofstra	4	17	
										219	H	Hofstra	0	17	
										244	A	Lehigh	4	10	
										253	H	Fairleigh Dickinson	24	35	
										253	H	Fairleigh Dickinson	15	8	
										265	H	NJIT	2	3	
										265	H	NJIT	2	9	
										265	H	NJIT	4	5	
										278	A	Norfolk St.	0	2	
										278	A	Norfolk St.	0	10	
										278	A	Norfolk St.	1	4	
						LAST 15 GAMES				278	H	Norfolk St.	2	12	
						278 H Norfolk St.	3 8			183 A UMBC	7 9	278 H Norfolk St.	3 8		
						278 H Norfolk St.	4 5			278 A Norfolk St.	1 4	278 H Norfolk St.	4 5		
						278 H Norfolk St.	3 9			278 A Norfolk St.	0 2	278 H Norfolk St.	11 7		
						154 A Georgetown	3 4					278 H Norfolk St.	3 9		
						294 A UMES	3 7					278 H Norfolk St.	3 6		

Non-Div. I Games:

Coppin St.

Coppin St.

294	A	UMES	4	1
294	A	UMES	15	8

Through Games Of May 9, 2016

RPI	S	Opponent	Score	
281	N	NYIT	10	4
281	N	NYIT	7	14
281	N	NYIT	2	5
289	A	Delaware St.	9	10
289	A	Delaware St.	4	5
289	A	Delaware St.	4	14
289	H	Delaware St.	3	0
289	H	Delaware St.	6	14
289	H	Delaware St.	5	15
294	A	UMES	3	1
294	A	UMES	3	4
294	A	UMES	3	7
294	A	UMES	4	1
294	A	UMES	15	8
294	H	UMES	3	1
294	H	UMES	12	6
294	H	UMES	16	4
294	H	UMES	3	7
295	A	Mt. St. Mary's	12	9
295	H	Mt. St. Mary's	6	16

Coppin St.

C
o
p
p
i
n
s
t
.

C
o
p
p
i
n
s
t
.

Average RPI Win: 295		WON-LOST	WINNING	LAST 15	STRENGTH OF		OPP. STRENGTH	TEAM	ADJ	CONF.	ADJ CONF.
Average RPI Loss: 208		RECORD	PCT. RANK	GAMES	SCHEDULE		OF SCHEDULE	RPI	RPI	RPI	RPI
DIV. I ONLY		4-33-0	.10811	300	2-12-0		290	295	300	.33652	300
DIV. I NON-CONF.		0-13-0	0	296	0-2-0		187	101	298	.36875	298
TOTALS		RPI 1-25	RPI 26-50		W-L RECORDS		RPI 51-100		RPI 101-150		RPI 150+
4-33-0	0-1-0	0-2-0		OVERALL		0-2-0		0-1-0		4-27-0	
2-9-0	0-0-0	0-0-0		HOME		0-0-0		0-0-0		2-9-0	
2-24-0	0-1-0	0-2-0		AWAY		0-2-0		0-1-0		2-18-0	
0-0-0	0-0-0	0-0-0		NEUTRAL		0-0-0		0-0-0		0-0-0	
0-13-0	0-1-0	0-2-0		NON-CONFERENCE		0-2-0		0-1-0		0-7-0	
0-0-0	0-0-0	0-0-0		HOME		0-0-0		0-0-0		0-0-0	
0-13-0	0-1-0	0-0-		AWAY		0-2-0		0-1-0		0-7-0	
0-0-0	0-0-0	0-0-0		NEUTRAL		0-0-0		0-0-0		0-0-0	
4-20-0	0-0-0	0-0-0		CONFERENCE		0-0-0		0-0-0		4-20-0	
2-9-0	0-0-0	0-0-0		HOME		0-0-0		0-0-0		2-9-0	
2-11-0	0-0-0	0-0-0		AWAY		0-0-0		0-0-0		2-11-0	
0-0-0	0-0-0	0-0-0		NEUTRAL		0-0-0		0-0-0		0-0-0	
RPI S	Opponent	Score		RPI S	Opponent	Score		RPI S	Opponent	Score	
12 A	Mississippi St.	1	16	43 A	Northwestern St.	0	10	86 A	Arkansas	0	20
				43 A	Northwestern St.	7	10	86 A	Arkansas	4	21
								115 A	Little Rock	3	20
								158 A	Alabama St.	0	3
								158 A	Alabama St.	3	11
								158 A	Alabama St.	2	27
								158 H	Alabama St.	1	28
								158 H	Alabama St.	0	12
								158 H	Alabama St.	0	10
								204 A	Nicholls St.	1	6
								204 A	Nicholls St.	1	15
								204 A	Nicholls St.	2	18
								204 A	Nicholls St.	3	13
								210 A	Lipscomb	3	16
								210 A	Lipscomb	1	11
								210 A	Lipscomb	1	7
								288 A	Jackson St.	7	9
								288 A	Jackson St.	1	6
								288 A	Jackson St.	2	6
								288 H	Jackson St.	5	16
								288 H	Jackson St.	9	19
								288 H	Jackson St.	3	10
								293 A	Alcorn	2	9
								293 A	Alcorn	4	12
								293 A	Alcorn	4	11
								293 H	Alcorn	3	10
								293 H	Alcorn	5	1
								293 H	Alcorn	6	5
								297 A	Alabama A&M	4	17
								297 A	Alabama A&M	11	10
								297 A	Alabama A&M	4	17

Non-Div. I Games: Tougaloo 16 3 Delta St. 4 12 Tougaloo 18 8 Delta St. 1 16 Mississippi Val.

Mississippi Val.

158 H Alabama St.	1	28
158 H Alabama St.	0	10

Through Games Of May 9, 2016

RPI	S	Opponent	Score	
297	A	Alabama A&M	11	10
297	A	Alabama A&M	2	1
297	A	Alabama A&M	6	10
297	H	Alabama A&M	10	12
297	H	Alabama A&M	2	5

Mississippi Val.

Mississippi Val.

Mississippi Val.