

Average RPI Win: 68		WON-LOST	WINNING	LAST 10	STRENGTH OF		OPP. STRENGTH	TEAM	ADJ	CONF.	ADJ CONF.
Average RPI Loss: 36		RECORD	PCT. RANK	GAMES	SCHEDULE		OF SCHEDULE	RPI	RPI	RPI	RPI
DIV. I ONLY		39-11-0	.78	4	6-4-0		2	2	1	.6336	1
DIV. I NON-CONF.		21-5-0	.80769	16	1-1-0		40	2	7	.60629	7
TOTALS		RPI 1-25	RPI 26-50		W-L RECORDS		RPI 51-100		RPI 101-150		RPI 150+
39-11-0		13-5-0	9-3-0		OVERALL		8-2-0		2-1-0		7-0-0
26-5-0		7-3-0	7-1-0		HOME		4-0-0		1-1-0		7-0-0
12-6-0		5-2-0	2-2-0		AWAY		4-2-0		1-0-0		0-0-0
1-0-0		1-0-0	0-0-0		NEUTRAL		0-0-0		0-0-0		0-0-0
21-5-0		5-1-0	1-2-0		NON-CONFERENCE		6-1-0		2-1-0		7-0-0
16-3-0		3-1-0	1-1-0		HOME		4-0-0		1-1-0		7-0-0
4-2-0		1-0-0	0-0-		AWAY		2-1-0		1-0-0		0-0-0
1-0-0		1-0-0	0-0-0		NEUTRAL		0-0-0		0-0-0		0-0-0
18-6-0		8-4-0	8-1-0		CONFERENCE		2-1-0		0-0-0		0-0-0
10-2-0		4-2-0	6-0-0		HOME		0-0-0		0-0-0		0-0-0
8-4-0		4-2-0	2-1-0		AWAY		2-1-0		0-0-0		0-0-0
0-0-0		0-0-0	0-0-0		NEUTRAL		0-0-0		0-0-0		0-0-0
RPI S	Opponent	Score	RPI S	Opponent	Score	RPI S	Opponent	Score	RPI S	Opponent	Score
5 H	Arkansas	3 6	29 H	Fla. Atlantic	6 1	63 H	FGCU	8 4	101 H	Mercer	4 6
5 H	Arkansas	17 2	32 H	Missouri	3 1	64 A	Tennessee	4 6	109 A	North Florida	4 0
5 H	Arkansas	5 4	32 H	Missouri	7 2	64 A	Tennessee	22 6	109 H	North Florida	8 3
6 H	Auburn	12 3	32 H	Missouri	10 2	64 A	Tennessee	6 4	178 H	Bethune-Cookman	7 4
6 H	Auburn	5 11	33 A	UCF	7 9	70 A	Miami (FL)	0 2	181 H	Stony Brook	12 5
6 H	Auburn	3 1	33 H	UCF	2 4	70 A	Miami (FL)	7 3	181 H	Stony Brook	8 0
10 A	Florida St.	6 3	39 A	South Carolina	7 3	70 A	Miami (FL)	8 2	181 H	Stony Brook	3 1
10 H	Florida St.	12 6	39 A	South Carolina	7 3	82 H	Rhode Island	9 2	223 H	Siena	19 2
10 N	Florida St.	1 0	39 A	South Carolina	3 2	82 H	Rhode Island	9 0	223 H	Siena	7 1
13 A	Texas A&M	6 1	42 H	Vanderbilt	10 2	82 H	Rhode Island	3 2	223 H	Siena	10 2
13 A	Texas A&M	3 7	42 H	Vanderbilt	8 4						
13 A	Texas A&M	9 0	42 H	Vanderbilt	8 2						
15 A	Kentucky	2 3									
15 A	Kentucky	9 4									
15 A	Kentucky	11 2									
21 H	Jacksonville	4 8									
21 H	Jacksonville	10 3									
24 H	South Fla.	11 8									
			LAST 10 GAMES								
			24 H	South Fla.	11 8	6 H	Auburn	5 11			
			13 A	Texas A&M	3 7	6 H	Auburn	3 1			
			13 A	Texas A&M	6 1	101 H	Mercer	4 6			
			13 A	Texas A&M	9 0	15 A	Kentucky	2 3			
			6 H	Auburn	12 3	15 A	Kentucky	9 4			

Non-Div. I Games:

Florida

Average RPI Win:		99	WON-LOST RECORD		WINNING PCT. RANK		LAST 10 GAMES		STRENGTH OF SCHEDULE		OPP. STRENGTH OF SCHEDULE		TEAM RPI		ADJ RPI		CONF. RPI		ADJ CONF. RPI					
DIV. I ONLY			38-6-0		.86364		2		9-1-0		58		16		2		.62353		2		5		5	
DIV. I NON-CONF.			21-2-0		.91304		4		3-0-0		25		9		1		.64354		1		5		5	
TOTALS		RPI 1-25		RPI 26-50		W-L RECORDS		RPI 51-100		RPI 101-150		RPI 150+												
38-6-0		3-1-0		10-3-0		OVERALL		9-2-0		8-0-0		8-0-0												
26-3-0		0-0-0		6-1-0		HOME		9-2-0		8-0-0		3-0-0												
12-3-0		3-1-0		4-2-0		AWAY		0-0-0		0-0-0		5-0-0												
0-0-0		0-0-0		0-0-0		NEUTRAL		0-0-0		0-0-0		0-0-0												
21-2-0		3-1-0		6-1-0		NON-CONFERENCE		5-0-0		2-0-0		5-0-0												
16-1-0		0-0-0		6-1-0		HOME		5-0-0		2-0-0		3-0-0												
5-1-0		3-1-0		0-0-		AWAY		0-0-0		0-0-0		2-0-0												
0-0-0		0-0-0		0-0-0		NEUTRAL		0-0-0		0-0-0		0-0-0												
17-4-0		0-0-0		4-2-0		CONFERENCE		4-2-0		6-0-0		3-0-0												
10-2-0		0-0-0		0-0-0		HOME		4-2-0		6-0-0		0-0-0												
7-2-0		0-0-0		4-2-0		AWAY		0-0-0		0-0-0		3-0-0												
0-0-0		0-0-0		0-0-0		NEUTRAL		0-0-0		0-0-0		0-0-0												
RPI	S	Opponent		Score		RPI	S	Opponent		Score		RPI	S	Opponent		Score								
22	A	Texas		6	8	31	A	UCLA		4	8	79	H	Gonzaga		4	3							
22	A	Texas		11	1	31	A	UCLA		2	7	83	H	Oregon		5	1							
22	A	Texas		9	3	31	A	UCLA		13	11	83	H	Oregon		4	0							
22	A	Texas		7	1	36	A	Ari zona		7	2	83	H	Oregon		1	10							
						36	A	Ari zona		8	7	90	H	Cal i forni a		3	4							
						36	A	Ari zona		8	2	90	H	Cal i forni a		5	2							
						40	H	Cal St. Fullerton		6	5	90	H	Cal i forni a		14	1							
						40	H	Cal St. Fullerton		5	1	95	H	Ri ce		7	2							
						40	H	Cal St. Fullerton		5	3	95	H	Ri ce		2	0							
						45	H	Mi chi gan		3	2	95	H	Ri ce		7	4							
						45	H	Mi chi gan		0	5	95	H	Ri ce		6	2							
						45	H	Mi chi gan		7	0													
						45	H	Mi chi gan		7	4													
LAST 10 GAMES						LAST 10 GAMES						LAST 10 GAMES												
						177	H	Santa Clara		9	0	90	H	Cal i forni a		5	2							
						191	A	Utah		6	4	90	H	Cal i forni a		14	1							
						191	A	Utah		25	5	90	H	Cal i forni a		3	4							
						191	A	Utah		12	1	183	H	Paci fi c		4	1							
						135	H	San Franci sco		5	2	36	A	Ari zona		7	2							

Non-Div. I Games:

Stanford

Average RPI Win:	88	WON-LOST RECORD	WINNING PCT. RANK	LAST 10 GAMES	STRENGTH OF SCHEDULE	OPP. STRENGTH OF SCHEDULE	TEAM RPI	ADJ RPI	CONF. RPI	ADJ CONF. RPI				
DIV. I ONLY		33-13-0	.71739	16	9-1-0	6	12	3	.60918	3	2	2		
DIV. I NON-CONF.		15-6-0	.71429	37	3-0-0	26	45	26	.58115	26	3	3		
TOTALS	RPI 1-25	RPI 26-50		W-L RECORDS		RPI 51-100		RPI 101-150		RPI 150+				
33-13-0	7-6-0	5-3-0		OVERALL		11-2-0		6-1-0		4-1-0				
20-6-0	1-3-0	3-1-0		HOME		6-0-0		6-1-0		4-1-0				
11-6-0	5-2-0	1-2-0		AWAY		5-2-0		0-0-0		0-0-0				
2-1-0	1-1-0	1-0-0		NEUTRAL		0-0-0		0-0-0		0-0-0				
15-6-0	3-3-0	1-1-0		NON-CONFERENCE		1-0-0		6-1-0		4-1-0				
10-4-0	0-1-0	0-1-0		HOME		0-0-0		6-1-0		4-1-0				
3-2-0	2-2-0	0-0-		AWAY		1-0-0		0-0-0		0-0-0				
2-0-0	1-0-0	1-0-0		NEUTRAL		0-0-0		0-0-0		0-0-0				
18-7-0	4-3-0	4-2-0		CONFERENCE		10-2-0		0-0-0		0-0-0				
10-2-0	1-2-0	3-0-0		HOME		6-0-0		0-0-0		0-0-0				
8-4-0	3-0-0	1-2-0		AWAY		4-2-0		0-0-0		0-0-0				
0-1-0	0-1-0	0-0-0		NEUTRAL		0-0-0		0-0-0		0-0-0				
RPI	S	Opponent	Score		RPI	S	Opponent	Score		RPI	S	Opponent	Score	
10	H	Florida St.	16	8	35	H	St. John's (NY)	2	5	70	A	Mi ami (FL)	5	7
10	H	Florida St.	4	9	37	A	Louisville	4	6	70	A	Mi ami (FL)	9	6
10	H	Florida St.	3	6	37	A	Louisville	4	5	70	A	Mi ami (FL)	8	4
16	A	East Carolina	1	2	37	A	Louisville	10	3	71	H	Wake Forest	8	6
16	H	East Carolina	0	12	39	N	South Carolina	11	3	71	H	Wake Forest	6	1
16	N	East Carolina	5	4	48	H	Georgi a Tech	9	3	71	H	Wake Forest	3	2
17	A	NC State	5	4	48	H	Georgi a Tech	9	8	76	A	Vi rgi ni a	8	6
17	A	NC State	6	5	48	H	Georgi a Tech	10	3	76	A	Vi rgi ni a	12	6
17	A	NC State	8	6						76	A	Vi rgi ni a	0	4
17	N	NC State	3	8						88	A	Charlotte	14	2
24	A	South Fla.	9	8						97	H	Pi ttsburgh	13	2
24	A	South Fla.	12	5						97	H	Pi ttsburgh	4	0
24	A	South Fla.	3	4						97	H	Pi ttsburgh	15	3
					LAST 10 GAMES									
					142	H	Ri chmond	6	2	260	H	Western Caro.	8	2
					254	H	UNC Asheville	11	5	48	H	Georgi a Tech	10	3
					17	A	NC State	5	4	48	H	Georgi a Tech	9	8
					17	A	NC State	8	6	48	H	Georgi a Tech	9	3
					17	A	NC State	6	5	17	N	NC State	3	8

Non-Div. I Games:

North Carolina

Average RPI Win:		79	WON-LOST		WINNING		LAST 10		STRENGTH OF		OPP. STRENGTH		TEAM	ADJ		CONF.	ADJ CONF.						
Average RPI Loss:		61	RECORD		PCT. RANK		GAMES		SCHEDULE		OF SCHEDULE		RPI	RPI		RPI	RPI						
DIV. I ONLY			34-14-0		.70833		18		7-3-0		11		4		4		.60796						
DIV. I NON-CONF.			19-5-0		.79167		19		2-0-0		53		18		8		.60627						
TOTALS		RPI 1-25		RPI 26-50				W-L RECORDS				RPI 51-100				RPI 101-150				RPI 150+			
34-14-0		6-5-0		10-2-0				OVERALL				12-6-0				1-0-0				5-1-0			
21-5-0		4-3-0		4-0-0				HOME				9-2-0				0-0-0				4-0-0			
11-9-0		1-2-0		5-2-0				AWAY				3-4-0				1-0-0				1-1-0			
2-0-0		1-0-0		1-0-0				NEUTRAL				0-0-0				0-0-0				0-0-0			
19-5-0		2-0-0		3-0-0				NON-CONFERENCE				8-4-0				1-0-0				5-1-0			
13-1-0		1-0-0		1-0-0				HOME				7-1-0				0-0-0				4-0-0			
4-4-0		0-0-0		1-0-				AWAY				1-3-0				1-0-0				1-1-0			
2-0-0		1-0-0		1-0-0				NEUTRAL				0-0-0				0-0-0				0-0-0			
15-9-0		4-5-0		7-2-0				CONFERENCE				4-2-0				0-0-0				0-0-0			
8-4-0		3-3-0		3-0-0				HOME				2-1-0				0-0-0				0-0-0			
7-5-0		1-2-0		4-2-0				AWAY				2-1-0				0-0-0				0-0-0			
0-0-0		0-0-0		0-0-0				NEUTRAL				0-0-0				0-0-0				0-0-0			
RPI	S	Opponent		Score		RPI	S	Opponent		Score		RPI	S	Opponent		Score		RPI	S	Opponent		Score	
8	H	Clemson		6	1	32	A	Missouri		10	6	64	H	Tennessee		8	6	123	A	Georgia St.		12	2
8	N	Clemson		6	3	32	A	Missouri		7	1	64	H	Tennessee		12	4	202	H	Tol edo		7	6
11	A	Ole Miss		2	5	32	A	Missouri		5	3	64	H	Tennessee		5	6	202	H	Tol edo		8	3
11	A	Ole Miss		3	2	39	H	South Carol ina		12	3	72	H	Ga. Southern		4	3	202	H	Tol edo		7	0
11	A	Ole Miss		4	8	39	H	South Carolina		3	0	72	H	Ga. Southern		22	9	253	A	The Citadel		9	4
13	H	Texas A&M		0	5	39	H	South Carolina		7	5	72	H	Ga. Southern		3	8	262	A	Charleston So.		4	5
13	H	Texas A&M		11	5	42	A	Vanderbil t		3	8	75	A	Col. of Charleston		2	5	262	H	Charleston So.		7	0
13	H	Texas A&M		3	0	42	A	Vanderbil t		3	2	75	A	Col. of Charleston		0	6						
15	H	Kentucky		0	1	42	A	Vanderbil t		3	5	75	A	Col. of Charleston		4	6						
15	H	Kentucky		4	6	48	A	Georgi a Tech		8	3	80	A	Al abama		6	5						
15	H	Kentucky		9	7	48	H	Georgi a Tech		4	0	80	A	Al abama		6	5						
						48	N	Georgi a Tech		3	1	80	A	Al abama		9	10						
												85	A	Kennesaw St.		14	4						
												85	H	Kennesaw St.		15	3						
												88	H	Charlotte		12	2						
												88	H	Charlotte		6	4						
												88	H	Charlotte		10	7						
												96	H	Wofford		5	0						
LAST 10 GAMES																							
						48	N	Georgi a Tech		3	1	64	H	Tennessee		12	4						
						32	A	Mi ssouri		7	1	64	H	Tennessee		8	6						
						32	A	Mi ssouri		5	3	48	A	Georgi a Tech		8	3						
						32	A	Mi ssouri		10	6	11	A	Ole Mi ss		2	5						
						64	H	Tennessee		5	6	11	A	Ole Mi ss		4	8						

Non-Div. I Games:

Georgia

Average RPI Win: 89		WON-LOST	WINNING	LAST 10	STRENGTH OF		OPP. STRENGTH	TEAM	ADJ	CONF.	ADJ CONF.			
Average RPI Loss: 57		RECORD	PCT. RANK	GAMES	SCHEDULE		OF SCHEDULE	RPI	RPI	RPI	RPI			
DIV. I ONLY		33-15-0	.6875	26	5-5-0		5	17	5	.60319	5			
DIV. I NON-CONF.		19-5-0	.79167	19	1-0-0		65	130	21	.58477	21			
TOTALS		RPI 1-25	RPI 26-50		W-L RECORDS		RPI 51-100		RPI 101-150		RPI 150+			
33-15-0		11-4-0	5-4-0		OVERALL		6-4-0		2-2-0		9-1-0			
27-3-0		9-0-0	3-1-0		HOME		5-1-0		2-1-0		8-0-0			
5-11-0		2-4-0	1-3-0		AWAY		1-3-0		0-1-0		1-0-0			
1-1-0		0-0-0	1-0-0		NEUTRAL		0-0-0		0-0-0		0-1-0			
19-5-0		3-0-0	3-0-0		NON-CONFERENCE		2-2-0		2-2-0		9-1-0			
16-2-0		3-0-0	1-0-0		HOME		2-1-0		2-1-0		8-0-0			
2-2-0		0-0-0	1-0-		AWAY		0-1-0		0-1-0		1-0-0			
1-1-0		0-0-0	1-0-0		NEUTRAL		0-0-0		0-0-0		0-1-0			
14-10-0		8-4-0	2-4-0		CONFERENCE		4-2-0		0-0-0		0-0-0			
11-1-0		6-0-0	2-1-0		HOME		3-0-0		0-0-0		0-0-0			
3-9-0		2-4-0	0-3-0		AWAY		1-2-0		0-0-0		0-0-0			
0-0-0		0-0-0	0-0-0		NEUTRAL		0-0-0		0-0-0		0-0-0			
RPI	S	Opponent	Score		RPI	S	Opponent	Score		RPI	S	Opponent	Score	
1	A	Florida	4	5	36	N	Ari zona	1	0	52	A	LSU	5	4
1	A	Florida	2	17	38	A	Missi ssi ppi St.	5	6	52	A	LSU	4	6
1	A	Florida	6	3	38	A	Missi ssi ppi St.	5	7	52	A	LSU	5	7
6	H	Auburn	5	4	38	A	Missi ssi ppi St.	3	5	69	H	Kent St.	4	10
6	H	Auburn	13	2	39	H	South Carolina	3	0	69	H	Kent St.	11	4
6	H	Auburn	2	1	39	H	South Carolina	2	3	69	H	Kent St.	7	2
9	H	Texas Tech	5	1	39	H	South Carolina	2	0	80	H	Al abama	9	7
11	A	Ole Miss	10	11	47	H	Missouri St.	11	7	80	H	Al abama	7	4
11	A	Ole Miss	4	5	50	A	San Di ego St.	5	2	80	H	Al abama	7	3
11	A	Ole Miss	6	4						88	A	Charl otte	3	6
15	H	Kentucky	14	2										
15	H	Kentucky	16	9										
15	H	Kentucky	9	4										
22	H	Texas	7	5										
22	H	Texas	13	4										
					LAST 10 GAMES									
					52	A	LSU	5	7	80	H	Al abama	7	3
					52	A	LSU	4	6	9	H	Texas Tech	5	1
					52	A	LSU	5	4	38	A	Mi ssi ssi ppi St.	5	7
					80	H	Al abama	9	7	38	A	Mi ssi ssi ppi St.	3	5
					80	H	Al abama	7	4	38	A	Mi ssi ssi ppi St.	5	6

Non-Div. I Games:

Arkansas

Average RPI Win:		101	WON-LOST RECORD		WINNING PCT. RANK		LAST 10 GAMES		STRENGTH OF SCHEDULE		OPP. STRENGTH OF SCHEDULE		TEAM RPI		ADJ RPI		CONF. RPI		ADJ CONF. RPI	
DIV. I ONLY			35-14-0		.71429		17		17		5		6		.6006		6		1	
DIV. I NON-CONF.			21-3-0		.875		5		112		79		10		.60309		10		1	
TOTALS		RPI 1-25		RPI 26-50		W-L RECORDS		RPI 51-100		RPI 101-150		RPI 150+								
35-14-0		4-8-0		10-5-0		OVERALL		9-0-0		2-1-0		10-0-0								
27-5-0		2-1-0		10-4-0		HOME		4-0-0		2-0-0		9-0-0								
7-9-0		2-7-0		0-1-0		AWAY		4-0-0		0-1-0		1-0-0								
1-0-0		0-0-0		0-0-0		NEUTRAL		1-0-0		0-0-0		0-0-0								
21-3-0		0-0-0		4-2-0		NON-CONFERENCE		5-0-0		2-1-0		10-0-0								
19-1-0		0-0-0		4-1-0		HOME		4-0-0		2-0-0		9-0-0								
2-2-0		0-0-0		0-0-		AWAY		1-0-0		0-1-0		1-0-0								
0-0-0		0-0-0		0-0-0		NEUTRAL		0-0-0		0-0-0		0-0-0								
14-11-0		4-8-0		6-3-0		CONFERENCE		4-0-0		0-0-0		0-0-0								
8-4-0		2-1-0		6-3-0		HOME		0-0-0		0-0-0		0-0-0								
5-7-0		2-7-0		0-0-0		AWAY		3-0-0		0-0-0		0-0-0								
1-0-0		0-0-0		0-0-0		NEUTRAL		1-0-0		0-0-0		0-0-0								
RPI	S	Opponent		Score		RPI	S	Opponent		Score		RPI	S	Opponent		Score				
1	A	Florida		11	5	26	H	Northeastern		14	8	56	A	South Alabama		7	6			
1	A	Florida		1	3	26	H	Northeastern		6	0	56	H	South Alabama		10	4			
1	A	Florida		3	12	26	H	Northeastern		1	2	80	A	Alabama		20	5			
5	A	Arkansas		2	13	32	H	Missouri		1	2	80	A	Alabama		5	0			
5	A	Arkansas		1	2	32	H	Missouri		0	5	80	A	Alabama		19	5			
5	A	Arkansas		4	5	32	H	Missouri		5	2	80	N	Alabama		5	2			
13	H	Texas A&M		4	1	38	H	Mississippi St.		2	7	91	H	Bryant		3	1			
13	H	Texas A&M		1	5	38	H	Mississippi St.		7	5	91	H	Bryant		15	7			
13	H	Texas A&M		11	5	38	H	Mississippi St.		2	1	91	H	Bryant		13	4			
15	A	Kentucky		3	13	42	H	Vanderbilt		11	5									
15	A	Kentucky		4	5	42	H	Vanderbilt		14	0									
15	A	Kentucky		4	3	42	H	Vanderbilt		4	1									
						44	H	Troy		6	5									
						48	A	Georgia Tech		4	6									
						48	H	Georgia Tech		12	7									
LAST 10 GAMES																				
56	H	South Alabama		10	4	1	A	Florida		11	5									
42	H	Vanderbilt		14	0	1	A	Florida		1	3									
42	H	Vanderbilt		11	5	105	H	Samford		7	2									
42	H	Vanderbilt		4	1	80	A	Alabama		20	5									
1	A	Florida		3	12	80	A	Alabama		5	0									

Non-Div. I Games:

Auburn

Average RPI Win:	109	WON-LOST RECORD	WINNING PCT. RANK	LAST 10 GAMES	STRENGTH OF SCHEDULE	OPP. STRENGTH OF SCHEDULE	TEAM RPI	ADJ RPI	CONF. RPI	ADJ CONF. RPI	
Average RPI Loss:	98										
DIV. I ONLY	36-7-1	.82955	3	8-1-1	122	9	7	.59915	7	5	5
DIV. I NON-CONF.	20-1-0	.95238	2	1-0-0	85	11	2	.63359	2	5	5
<hr/>											
TOTALS	RPI 1-25	RPI 26-50		W-L RECORDS	RPI 51-100		RPI 101-150		RPI 150+		
36-7-1	0-0-0	7-3-0		OVERALL	13-1-0		4-1-0		12-2-1		
16-3-0	0-0-0	2-1-0		HOME	7-1-0		2-1-0		5-0-0		
11-4-1	0-0-0	3-2-0		AWAY	5-0-0		0-0-0		3-2-1		
9-0-0	0-0-0	2-0-0		NEUTRAL	1-0-0		2-0-0		4-0-0		
<hr/>											
20-1-0	0-0-0	6-1-0		NON-CONFERENCE	3-0-0		2-0-0		9-0-0		
9-1-0	0-0-0	2-1-0		HOME	2-0-0		0-0-0		5-0-0		
2-0-0	0-0-0	2-0-		AWAY	0-0-0		0-0-0		0-0-0		
9-0-0	0-0-0	2-0-0		NEUTRAL	1-0-0		2-0-0		4-0-0		
<hr/>											
16-6-1	0-0-0	1-2-0		CONFERENCE	10-1-0		2-1-0		3-2-1		
7-2-0	0-0-0	0-0-0		HOME	5-1-0		2-1-0		0-0-0		
9-4-1	0-0-0	1-2-0		AWAY	5-0-0		0-0-0		3-2-1		
0-0-0	0-0-0	0-0-0		NEUTRAL	0-0-0		0-0-0		0-0-0		
<hr/>											
RPI	S	Opponent	Score	RPI	S	Opponent	Score	RPI	S	Opponent	Score
				30	N	Ohio St.	10 8				
				30	N	Ohio St.	6 1				
				36	A	Arizona	4 15				
				36	A	Arizona	6 2				
				36	A	Arizona	5 6				
				40	H	Cal St. Fullerton	6 4				
				40	H	Cal St. Fullerton	3 5				
				40	H	Cal St. Fullerton	5 4				
				47	A	Missouri St.	10 2				
				47	A	Missouri St.	17 6				

Non-Div. I Games:

Oregon St.

Average RPI Win:		104	WON-LOST RECORD		WINNING PCT. RANK	LAST 10 GAMES		STRENGTH OF SCHEDULE		OPP. STRENGTH OF SCHEDULE	TEAM RPI	ADJ RPI	CONF. RPI	ADJ CONF. RPI					
DIV. I ONLY			36-12-0		.75	7		9-1-0		43	3	8	.59848	8	2	2			
DIV. I NON-CONF.			17-4-0		.80952	15		2-0-0		55	15	6	.60828	6	3	3			
TOTALS		RPI 1-25		RPI 26-50		W-L RECORDS		RPI 51-100		RPI 101-150		RPI 150+							
36-12-0		3-7-0		10-2-0		OVERALL		11-3-0		0-0-0		12-0-0							
23-6-0		3-4-0		7-0-0		HOME		3-2-0		0-0-0		10-0-0							
11-5-0		0-2-0		2-2-0		AWAY		8-1-0		0-0-0		1-0-0							
2-1-0		0-1-0		1-0-0		NEUTRAL		0-0-0		0-0-0		1-0-0							
17-4-0		1-3-0		5-1-0		NON-CONFERENCE		2-0-0		0-0-0		9-0-0							
14-0-0		1-0-0		4-0-0		HOME		2-0-0		0-0-0		7-0-0							
1-3-0		0-2-0		0-0-		AWAY		0-0-0		0-0-0		1-0-0							
2-1-0		0-1-0		1-0-0		NEUTRAL		0-0-0		0-0-0		1-0-0							
19-8-0		2-4-0		5-1-0		CONFERENCE		9-3-0		0-0-0		3-0-0							
9-6-0		2-4-0		3-0-0		HOME		1-2-0		0-0-0		3-0-0							
10-2-0		0-0-0		2-1-0		AWAY		8-1-0		0-0-0		0-0-0							
0-0-0		0-0-0		0-0-0		NEUTRAL		0-0-0		0-0-0		0-0-0							
RPI	S	Opponent		Score		RPI	S	Opponent		Score		RPI	S	Opponent		Score			
4	A	Georgia		1	6	37	A	Louisville		1	5	70	H	Miami (FL)		1	6		
4	N	Georgia		3	6	37	A	Louisville		3	1	70	H	Miami (FL)		8	3		
10	H	Florida St.		5	4	37	A	Louisville		4	3	70	H	Miami (FL)		11	12		
10	H	Florida St.		2	3	39	A	South Carolina		2	3	71	A	Wake Forest		4	3		
10	H	Florida St.		12	7	39	H	South Carolina		8	7	71	A	Wake Forest		9	4		
17	H	NC State		1	6	39	N	South Carolina		5	1	71	A	Wake Forest		7	5		
17	H	NC State		0	4	43	H	DBU		9	1	76	A	Virginia		9	8		
17	H	NC State		4	5	43	H	DBU		3	2	76	A	Virginia		5	4		
25	A	Coastal Caro.		5	9	43	H	DBU		12	1	76	A	Virginia		3	2		
25	H	Coastal Caro.		6	1	48	H	Georgia Tech		3	2	85	H	Kennesaw St.		9	4		
						48	H	Georgia Tech		13	2	92	A	Notre Dame		5	2		
						48	H	Georgia Tech		7	3	92	A	Notre Dame		2	5		
												92	A	Notre Dame		6	3		
												96	H	Wofford		6	3		
LAST 10 GAMES																			
						10	H	Florida St.		5	4	76	A	Virginia		3	2		
						10	H	Florida St.		12	7	276	H	Presbyterian		14	4		
						10	H	Florida St.		2	3	85	H	Kennesaw St.		9	4		
						76	A	Virginia		9	8	71	A	Wake Forest		9	4		
						76	A	Virginia		5	4	71	A	Wake Forest		4	3		

Non-Div. I Games:

Clemson

Average RPI Win:		100	WON-LOST RECORD		WINNING PCT. RANK		LAST 10 GAMES		STRENGTH OF SCHEDULE		OPP. STRENGTH OF SCHEDULE		TEAM RPI	ADJ RPI		CONF. RPI	ADJ CONF. RPI			
DIV. I ONLY			35-15-0		.7		21		3-7-0		18		22		9	.5984		9	3	3
DIV. I NON-CONF.			23-6-0		.7931		18		1-2-0		11		34		4	.62836		4	2	2
TOTALS		RPI 1-25		RPI 26-50		W-L RECORDS		RPI 51-100		RPI 101-150		RPI 150+								
35-15-0		2-5-0		9-5-0		OVERALL		11-5-0		6-0-0		7-0-0								
23-5-0		1-2-0		8-3-0		HOME		4-0-0		5-0-0		5-0-0								
11-10-0		1-3-0		1-2-0		AWAY		7-5-0		0-0-0		2-0-0								
1-0-0		0-0-0		0-0-0		NEUTRAL		0-0-0		1-0-0		0-0-0								
23-6-0		1-3-0		5-3-0		NON-CONFERENCE		7-0-0		3-0-0		7-0-0								
15-1-0		0-0-0		4-1-0		HOME		4-0-0		2-0-0		5-0-0								
7-5-0		1-3-0		1-0-		AWAY		3-0-0		0-0-0		2-0-0								
1-0-0		0-0-0		0-0-0		NEUTRAL		0-0-0		1-0-0		0-0-0								
12-9-0		1-2-0		4-2-0		CONFERENCE		4-5-0		3-0-0		0-0-0								
8-4-0		1-2-0		4-2-0		HOME		0-0-0		3-0-0		0-0-0								
4-5-0		0-0-0		0-0-0		AWAY		4-5-0		0-0-0		0-0-0								
0-0-0		0-0-0		0-0-0		NEUTRAL		0-0-0		0-0-0		0-0-0								
RPI	S	Opponent		Score		RPI	S	Opponent		Score		RPI	S	Opponent		Score				
5	A	Arkansas		1	5	26	H	Northeastern		9	4	51	A	Baylor		11	4			
15	A	Kentucky		6	11	26	H	Northeastern		12	3	51	A	Baylor		2	12			
15	A	Kentucky		5	3	26	H	Northeastern		13	2	51	A	Baylor		0	2			
15	A	Kentucky		7	10	26	H	Northeastern		22	3	56	H	South Alabama		8	1			
22	H	Texas		5	7	37	A	Louisville		4	7	56	H	South Alabama		5	2			
22	H	Texas		6	12	37	A	Louisville		8	4	56	H	South Alabama		14	2			
22	H	Texas		16	5	41	H	Oklahoma		5	4	56	H	South Alabama		9	7			
						41	H	Oklahoma		12	6	66	A	TCU		6	0			
						41	H	Oklahoma		5	12	66	A	TCU		5	9			
						43	A	DBU		5	6	66	A	TCU		4	6			
						43	H	DBU		4	10	99	A	UTSA		5	0			
						46	H	West Virginia		8	5	99	A	UTSA		3	0			
						46	H	West Virginia		4	1	99	A	UTSA		10	6			
						46	H	West Virginia		0	1	100	A	Kansas		15	6			
												100	A	Kansas		10	0			
												100	A	Kansas		3	17			
LAST 10 GAMES																				
						43	H	DBU		4	10	66	A	TCU		5	9			
						22	H	Texas		5	7	66	A	TCU		6	0			
						22	H	Texas		16	5	66	A	TCU		4	6			
						22	H	Texas		6	12	5	A	Arkansas		1	5			
						127	H	San Diego		11	6	41	H	Oklahoma		5	12			

Non-Div. I Games:

Texas Tech

Average RPI Win:		81	WON-LOST		WINNING		LAST 10		STRENGTH OF		OPP. STRENGTH		TEAM	ADJ		CONF.	ADJ CONF.	
Average RPI Loss:		32	RECORD		PCT. RANK		GAMES		SCHEDULE		OF SCHEDULE		RPI	RPI		RPI	RPI	
DIV. I ONLY			32-16-0		.66667		39	6-4-0	9		1		10	.59655		10	2	2
DIV. I NON-CONF.			18-4-0		.81818		14	0-1-0	6		1		3	.63227		3	3	3
TOTALS		RPI 1-25		RPI 26-50		W-L RECORDS		RPI 51-100		RPI 101-150		RPI 150+						
32-16-0		8-9-0		8-3-0		OVERALL		7-4-0		3-0-0		6-0-0						
23-6-0		4-3-0		7-1-0		HOME		6-2-0		3-0-0		3-0-0						
9-9-0		4-5-0		1-2-0		AWAY		1-2-0		0-0-0		3-0-0						
0-1-0		0-1-0		0-0-0		NEUTRAL		0-0-0		0-0-0		0-0-0						
18-4-0		5-4-0		5-0-0		NON-CONFERENCE		2-0-0		3-0-0		3-0-0						
17-1-0		4-1-0		5-0-0		HOME		2-0-0		3-0-0		3-0-0						
1-2-0		1-2-0		0-0-		AWAY		0-0-0		0-0-0		0-0-0						
0-1-0		0-1-0		0-0-0		NEUTRAL		0-0-0		0-0-0		0-0-0						
14-12-0		3-5-0		3-3-0		CONFERENCE		5-4-0		0-0-0		3-0-0						
6-5-0		0-2-0		2-1-0		HOME		4-2-0		0-0-0		0-0-0						
8-7-0		3-3-0		1-2-0		AWAY		1-2-0		0-0-0		3-0-0						
0-0-0		0-0-0		0-0-0		NEUTRAL		0-0-0		0-0-0		0-0-0						
RPI	S	Opponent		Score		RPI	S	Opponent		Score		RPI	S	Opponent		Score		
1	A	Florida		6	12	33	H	UCF		13	3	70	H	Mi ami (FL)		2	0	
1	H	Florida		3	6	33	H	UCF		6	4	70	H	Mi ami (FL)		10	1	
1	N	Florida		0	1	37	H	Loui sville		9	4	70	H	Mi ami (FL)		5	11	
3	A	North Carolina		8	16	37	H	Louisville		1	6	71	A	Wake Forest		7	3	
3	A	North Carolina		6	3	37	H	Louisville		8	7	71	A	Wake Forest		3	4	
3	A	North Carolina		9	4	44	H	Troy		7	3	71	A	Wake Forest		1	8	
8	A	Clemson		7	12	44	H	Troy		6	5	92	H	Notre Dame		7	5	
8	A	Clemson		4	5	44	H	Troy		9	4	92	H	Notre Dame		6	4	
8	A	Clemson		3	2	48	A	Georgi a Tech		3	16	92	H	Notre Dame		7	8	
12	A	Stetson		3	5	48	A	Georgi a Tech		10	2	100	H	Kansas		10	5	
12	H	Stetson		4	0	48	A	Georgi a Tech		1	2	100	H	Kansas		12	7	
12	H	Stetson		18	10													
19	H	Duke		1	7													
19	H	Duke		5	6													
21	A	Jacksonville		4	0													
21	H	Jacksonville		6	2													
24	H	South Fla.		5	2													
						LAST 10 GAMES												
						8	A	Cl emson		4	5	70	H	Mi ami (FL)		2	0	
						8	A	Cl emson		7	12	12	A	Stetson		3	5	
						8	A	Cl emson		3	2	157	A	Boston Colle ge		6	1	
						70	H	Mi ami (FL)		5	11	157	A	Boston Colle ge		13	7	
						70	H	Mi ami (FL)		10	1	157	A	Boston Colle ge		13	12	

Non-Div. I Games:

Florida St.

Average RPI Win:		109	WON-LOST RECORD		WINNING PCT. RANK		LAST 10 GAMES		STRENGTH OF SCHEDULE		OPP. STRENGTH OF SCHEDULE		TEAM RPI		ADJ RPI		CONF. RPI		ADJ CONF. RPI					
DIV. I ONLY			36-13-0		.73469		13		6-4-0		59		6		11		.59436		11		1		1	
DIV. I NON-CONF.			23-1-0		.95833		1		1-0-0		201		84		5		.61118		5		1		1	
TOTALS		RPI 1-25		RPI 26-50				W-L RECORDS				RPI 51-100				RPI 101-150				RPI 150+				
36-13-0		6-3-0		5-7-0				OVERALL				8-2-0				5-1-0				12-0-0				
25-4-0		4-2-0		1-0-0				HOME				8-2-0				1-0-0				11-0-0				
10-8-0		2-1-0		3-6-0				AWAY				0-0-0				4-1-0				1-0-0				
1-1-0		0-0-0		1-1-0				NEUTRAL				0-0-0				0-0-0				0-0-0				
23-1-0		0-0-0		2-0-0				NON-CONFERENCE				4-0-0				5-1-0				12-0-0				
17-0-0		0-0-0		1-0-0				HOME				4-0-0				1-0-0				11-0-0				
5-1-0		0-0-0		0-0-				AWAY				0-0-0				4-1-0				1-0-0				
1-0-0		0-0-0		1-0-0				NEUTRAL				0-0-0				0-0-0				0-0-0				
13-12-0		6-3-0		3-7-0				CONFERENCE				4-2-0				0-0-0				0-0-0				
8-4-0		4-2-0		0-0-0				HOME				4-2-0				0-0-0				0-0-0				
5-7-0		2-1-0		3-6-0				AWAY				0-0-0				0-0-0				0-0-0				
0-1-0		0-0-0		0-1-0				NEUTRAL				0-0-0				0-0-0				0-0-0				
RPI	S	Opponent		Score		RPI	S	Opponent		Score		RPI	S	Opponent		Score		RPI	S	Opponent		Score		
4	H	Georgia		5	2	34	H	Southern Miss.		7	6	52	H	LSU		2	5	107	H	Austin Peay		11	4	
4	H	Georgia		2	3	34	N	Southern Miss.		11	3	52	H	LSU		14	3	113	A	Long Beach St.		12	1	
4	H	Georgia		8	4	38	A	Mississippi St.		6	1	52	H	LSU		9	8	113	A	Long Beach St.		4	3	
5	H	Arkansas		4	6	38	A	Mississippi St.		5	7	64	H	Tennessee		6	8	113	A	Long Beach St.		3	4	
5	H	Arkansas		5	4	38	A	Mississippi St.		3	13	64	H	Tennessee		5	0	123	A	Georgia St.		16	2	
5	H	Arkansas		11	10	38	N	Mississippi St.		6	7	64	H	Tennessee		7	1	123	A	Georgia St.		5	3	
13	A	Texas A&M		6	7	39	A	South Carolina		6	5	67	H	Little Rock		10	2	180	H	New Orleans		9	4	
13	A	Texas A&M		5	4	39	A	South Carolina		6	11	81	H	Tulane		5	4	182	H	Arkansas St.		10	3	
13	A	Texas A&M		7	6	39	A	South Carolina		5	13	81	H	Tulane		9	1	184	A	Memphis		12	0	
						42	A	Vanderbilt		7	8	81	H	Tulane		6	3	184	H	Memphis		8	6	
						42	A	Vanderbilt		7	8							196	H	Winthrop		3	1	
						42	A	Vanderbilt		11	3							196	H	Winthrop		7	3	
																		196	H	Winthrop		8	1	
																		242	H	Eastern Ill.		4	0	
																		242	H	Eastern Ill.		7	3	
																		242	H	Eastern Ill.		7	2	
																		250	H	Murray St.		7	6	
																		271	H	Ark. -Pine Bluff		10	3	
LAST 10 GAMES																								
						39	A	South Carolina		6	5	52	H	LSU		2	5							
						39	A	South Carolina		6	11	52	H	LSU		14	3							
						39	A	South Carolina		5	13	38	N	Mississippi St.		6	7							
						271	H	Ark. -Pine Bluff		10	3	4	H	Georgia		5	2							
						52	H	LSU		9	8	4	H	Georgia		8	4							

Non-Div. I Games:

Ole Miss

Average RPI Win: 119		WON-LOST RECORD		WINNING PCT. RANK		LAST 10 GAMES		STRENGTH OF SCHEDULE		OPP. STRENGTH OF SCHEDULE		TEAM RPI		ADJ RPI		CONF. RPI		ADJ CONF. RPI	
DIV. I ONLY		37-11-0		.77083		5		79		36		12		.5918		12		7	
DIV. I NON-CONF.		26-8-0		.76471		23		77		22		23		.58361		23		10	
TOTALS		RPI 1-25		RPI 26-50		W-L RECORDS		RPI 51-100		RPI 101-150		RPI 150+							
37-11-0		5-2-0		1-1-0		OVERALL		7-4-0		12-3-0		12-1-0							
28-3-0		4-0-0		1-0-0		HOME		6-2-0		7-1-0		10-0-0							
9-8-0		1-2-0		0-1-0		AWAY		1-2-0		5-2-0		2-1-0							
0-0-0		0-0-0		0-0-0		NEUTRAL		0-0-0		0-0-0		0-0-0							
26-8-0		3-2-0		1-1-0		NON-CONFERENCE		6-2-0		9-3-0		7-0-0							
23-3-0		2-0-0		1-0-0		HOME		6-2-0		7-1-0		7-0-0							
3-5-0		1-2-0		0-0-		AWAY		0-0-0		2-2-0		0-0-0							
0-0-0		0-0-0		0-0-0		NEUTRAL		0-0-0		0-0-0		0-0-0							
11-3-0		2-0-0		0-0-0		CONFERENCE		1-2-0		3-0-0		5-1-0							
5-0-0		2-0-0		0-0-0		HOME		0-0-0		0-0-0		3-0-0							
6-3-0		0-0-0		0-0-0		AWAY		1-2-0		3-0-0		2-1-0							
0-0-0		0-0-0		0-0-0		NEUTRAL		0-0-0		0-0-0		0-0-0							
RPI	S	Opponent	Score		RPI	S	Opponent	Score		RPI	S	Opponent	Score		RPI	S	Opponent	Score	
10	A	Florida St.	10	18	33	A	UCF	1	4	62	H	Purdue	11	6	109	A	North Florida	12	4
10	A	Florida St.	0	4	33	H	UCF	1	0	74	H	Wagner	10	0	109	A	North Florida	5	3
10	H	Florida St.	5	3						82	H	Rhode Island	3	2	109	A	North Florida	4	3
21	H	Jacksonville	2	1						82	H	Rhode Island	17	6	110	H	Virginia Tech	2	1
21	H	Jacksonville	8	2						82	H	Rhode Island	5	6	114	A	Maryland	1	6
24	A	South Fla.	5	3						82	H	Rhode Island	10	1	114	A	Maryland	0	2
24	H	South Fla.	5	2						85	A	Kennesaw St.	6	9	114	A	Maryland	12	3
										85	A	Kennesaw St.	3	4	125	H	George Washington	8	4
										85	A	Kennesaw St.	7	6	125	H	George Washington	0	9
										93	H	Army West Point	4	8	125	H	George Washington	3	0
										93	H	Army West Point	6	0	142	H	Richmond	5	1
															142	H	Richmond	7	0
															142	H	Richmond	5	2
															145	A	FIU	2	1
															145	H	FIU	5	3
															161	A	NJIT	2	1
															161	A	NJIT	9	1
															161	A	NJIT	1	8
															175	H	Lipscomb	3	2
															175	H	Lipscomb	5	0
															175	H	Lipscomb	5	1
															178	H	Bethune-Cookman	8	2
															178	H	Bethune-Cookman	2	0
															178	H	Bethune-Cookman	7	4
															192	H	Manhattan	6	2
															192	H	Manhattan	5	0
															192	H	Manhattan	6	5
															235	H	Central Mich.	5	3
LAST 10 GAMES																			
					21	H	Jacksonville	8	2						109	A	North Florida	4	3
					21	H	Jacksonville	2	1						10	H	Florida St.	5	3
					145	A	FIU	2	1						161	A	NJIT	1	8
					109	A	North Florida	12	4						161	A	NJIT	2	1
					109	A	North Florida	5	3						161	A	NJIT	9	1

Non-Div. I Games:

Stetson

[illegible]

Non-Div. I Games:

Texas A&M

Average RPI Win:	121	WON-LOST RECORD	WINNING PCT. RANK	LAST 10 GAMES	STRENGTH OF SCHEDULE	OPP. STRENGTH OF SCHEDULE	TEAM RPI	ADJ RPI	CONF. RPI	ADJ CONF. RPI	
DIV. I ONLY	31-12-0	.72093	15	7-2-0	44	71	14	.58682	14	6	6
DIV. I NON-CONF.	17-9-0	.65385	56	0-0-0	66	106	48	.55484	48	7	7
<hr/>											
TOTALS	RPI 1-25	RPI 26-50		W-L RECORDS	RPI 51-100		RPI 101-150		RPI 150+		
31-12-0	0-0-0	10-5-0		OVERALL	7-4-0		3-2-0		11-1-0		
14-6-0	0-0-0	8-3-0		HOME	1-3-0		0-0-0		5-0-0		
10-6-0	0-0-0	2-2-0		AWAY	6-1-0		2-2-0		0-1-0		
7-0-0	0-0-0	0-0-0		NEUTRAL	0-0-0		1-0-0		6-0-0		
17-9-0	0-0-0	3-3-0		NON-CONFERENCE	5-4-0		1-1-0		8-1-0		
9-5-0	0-0-0	3-2-0		HOME	1-3-0		0-0-0		5-0-0		
4-4-0	0-0-0	0-0-		AWAY	4-1-0		0-1-0		0-1-0		
4-0-0	0-0-0	0-0-0		NEUTRAL	0-0-0		1-0-0		3-0-0		
14-3-0	0-0-0	7-2-0		CONFERENCE	2-0-0		2-1-0		3-0-0		
5-1-0	0-0-0	5-1-0		HOME	0-0-0		0-0-0		0-0-0		
6-2-0	0-0-0	2-1-0		AWAY	2-0-0		2-1-0		0-0-0		
3-0-0	0-0-0	0-0-0		NEUTRAL	0-0-0		0-0-0		3-0-0		
RPI	S	Opponent	Score	RPI	S	Opponent	Score	RPI	S	Opponent	Score
				28	H	Indiana	9 1	55	H	Creighton	15 1
				28	H	Indiana	7 6	55	H	Creighton	3 7
				28	H	Indiana	4 1	55	H	Creighton	3 7
				30	A	Ohio St.	2 1	62	A	Purdue	22 7
				30	A	Ohio St.	5 6	62	A	Purdue	18 8
				30	A	Ohio St.	11 1	66	A	TCU	8 0
				31	H	UCLA	1 6	66	A	TCU	6 3
				35	H	St. John's (NY)	6 3	66	A	TCU	4 5
				35	H	St. John's (NY)	5 11	78	H	Washington	4 6
				35	H	St. John's (NY)	9 8	85	A	Kennesaw St.	9 3
				36	H	Arizona	3 2	85	A	Kennesaw St.	11 8
				48	A	Georgia Tech	2 3				
				49	H	Iowa	3 0				
				49	H	Iowa	4 3				
				49	H	Iowa	3 5				

Non-Div. I Games: Concordia-St. Paul 5 0

Minnesota

Average RPI Win:		102	WON-LOST		WINNING		LAST 10		STRENGTH OF		OPP. STRENGTH		TEAM	ADJ		CONF.	ADJ CONF.	
Average RPI Loss:		48	RECORD		PCT. RANK		GAMES		SCHEDULE		OF SCHEDULE		RPI	RPI		RPI	RPI	
DIV. I ONLY			31-17-0		.64583		54		6-4-0		14		7		15		.58659	
DIV. I NON-CONF.			20-4-0		.83333		11		2-0-0		125		91		19		.58674	
TOTALS		RPI 1-25		RPI 26-50		W-L RECORDS		RPI 51-100		RPI 101-150		RPI 150+						
31-17-0		7-8-0		6-3-0		OVERALL		6-4-0		2-1-0		10-1-0						
17-8-0		5-4-0		5-2-0		HOME		0-0-0		1-1-0		6-1-0						
10-9-0		2-4-0		1-1-0		AWAY		3-4-0		1-0-0		3-0-0						
4-0-0		0-0-0		0-0-0		NEUTRAL		3-0-0		0-0-0		1-0-0						
20-4-0		2-1-0		2-1-0		NON-CONFERENCE		4-0-0		2-1-0		10-1-0						
10-3-0		2-1-0		1-0-0		HOME		0-0-0		1-1-0		6-1-0						
6-1-0		0-0-0		1-0-		AWAY		1-0-0		1-0-0		3-0-0						
4-0-0		0-0-0		0-0-0		NEUTRAL		3-0-0		0-0-0		1-0-0						
11-13-0		5-7-0		4-2-0		CONFERENCE		2-4-0		0-0-0		0-0-0						
7-5-0		3-3-0		4-2-0		HOME		0-0-0		0-0-0		0-0-0						
4-8-0		2-4-0		0-0-0		AWAY		2-4-0		0-0-0		0-0-0						
0-0-0		0-0-0		0-0-0		NEUTRAL		0-0-0		0-0-0		0-0-0						
RPI	S	Opponent		Score		RPI	S	Opponent		Score		RPI	S	Opponent		Score		
1	H	Florida		3 2		28	A	Indiana		7 6		53	N	Louisiana		10 4		
1	H	Florida		4 9		32	H	Missouri		11 10		58	N	Sam Houston St.		7 2		
1	H	Florida		2 11		32	H	Missouri		11 14		61	N	Houston		14 2		
4	A	Georgia		1 0		32	H	Missouri		2 1		64	A	Tennessee		2 6		
4	A	Georgia		7 9		37	A	Louisville		2 8		64	A	Tennessee		3 5		
4	A	Georgia		6 4		37	H	Louisville		8 5		64	A	Tennessee		10 3		
5	A	Arkansas		9 16		39	H	South Carolina		1 15		80	A	Alabama		5 2		
5	A	Arkansas		4 9		39	H	South Carolina		14 1		80	A	Alabama		2 4		
5	A	Arkansas		2 14		39	H	South Carolina		10 5		80	A	Alabama		2 4		
6	H	Auburn		3 4								96	A	Wofford		6 1		
6	H	Auburn		5 4														
6	H	Auburn		13 3														
9	H	Texas Tech		11 6														
9	H	Texas Tech		10 7														
9	H	Texas Tech		3 5														
						LAST 10 GAMES												
						28	A	Indiana		7 6		32	H	Missouri		11 14		
						64	A	Tennessee		3 5		32	H	Missouri		2 1		
						64	A	Tennessee		10 3		141	H	Morehead St.		7 1		
						64	A	Tennessee		2 6		1	H	Florida		3 2		
						32	H	Missouri		11 10		1	H	Florida		4 9		

Non-Div. I Games:

Kentucky

Average RPI Win:	115	WON-LOST RECORD	WINNING PCT. RANK	LAST 10 GAMES	STRENGTH OF SCHEDULE	OPP. STRENGTH OF SCHEDULE	TEAM RPI	ADJ RPI	CONF. RPI	ADJ CONF. RPI	
DIV. I ONLY	34-12-0	.73913	11	7-3-0	60	23	16	.5863	16	4	4
DIV. I NON-CONF.	23-5-0	.82143	13	1-0-0	78	44	11	.59785	11	4	4
<hr/>											
TOTALS	RPI 1-25	RPI 26-50		W-L RECORDS	RPI 51-100		RPI 101-150		RPI 150+		
34-12-0	4-3-0	4-3-0		OVERALL	10-4-0		7-2-0		9-0-0		
17-9-0	2-2-0	2-2-0		HOME	2-3-0		5-2-0		6-0-0		
17-2-0	2-0-0	2-1-0		AWAY	8-1-0		2-0-0		3-0-0		
0-1-0	0-1-0	0-0-0		NEUTRAL	0-0-0		0-0-0		0-0-0		
23-5-0	3-1-0	0-1-0		NON-CONFERENCE	7-1-0		7-2-0		6-0-0		
14-3-0	1-0-0	0-1-0		HOME	2-0-0		5-2-0		6-0-0		
9-1-0	2-0-0	0-0-		AWAY	5-1-0		2-0-0		0-0-0		
0-1-0	0-1-0	0-0-0		NEUTRAL	0-0-0		0-0-0		0-0-0		
11-7-0	1-2-0	4-2-0		CONFERENCE	3-3-0		0-0-0		3-0-0		
3-6-0	1-2-0	2-1-0		HOME	0-3-0		0-0-0		0-0-0		
8-1-0	0-0-0	2-1-0		AWAY	3-0-0		0-0-0		3-0-0		
0-0-0	0-0-0	0-0-0		NEUTRAL	0-0-0		0-0-0		0-0-0		
RPI	S	Opponent	Score	RPI	S	Opponent	Score	RPI	S	Opponent	Score
3	A	North Carolina	12 0	27	H	Wichita St.	3 14	61	H	Houston	5 6
3	H	North Carolina	2 1	27	H	Wichita St.	5 0	61	H	Houston	1 3
3	N	North Carolina	4 5	27	H	Wichita St.	7 3	61	H	Houston	4 5
19	A	Duke	9 2	33	A	UCF	12 4	75	H	Col. of Charleston	5 2
24	H	South Fla.	4 5	33	A	UCF	1 9	78	A	Washington	0 8
24	H	South Fla.	1 13	33	A	UCF	11 6	78	A	Washington	7 2
24	H	South Fla.	15 2	47	H	Missouri St.	4 7	78	A	Washington	5 1
								81	A	Tulane	8 3
								81	A	Tulane	6 1
								81	A	Tulane	9 5
								88	A	Charlotte	6 5
								88	A	Charlotte	12 2
								88	A	Charlotte	3 1
								96	H	Wofford	13 8

Non-Div. I Games:

East Carolina

Average RPI Win: 119		WON-LOST RECORD		WINNING PCT. RANK		LAST 10 GAMES		STRENGTH OF SCHEDULE		OPP. STRENGTH OF SCHEDULE		TEAM RPI		ADJ RPI		CONF. RPI		ADJ CONF. RPI	
Average RPI Loss: 73																			
DIV. I ONLY		35-12-0		.74468 8		5-5-0		52		35		17		.58401 17		2		2	
DIV. I NON-CONF.		19-3-0		.86364 9		4-1-0		188		161		34		.56655 34		3		3	
TOTALS		RPI 1-25		RPI 26-50		W-L RECORDS		RPI 51-100		RPI 101-150		RPI 150+							
35-12-0		6-4-0		4-2-0		OVERALL		6-2-0		5-2-0		14-2-0							
23-9-0		0-3-0		2-1-0		HOME		6-2-0		1-1-0		14-2-0							
11-3-0		5-1-0		2-1-0		AWAY		0-0-0		4-1-0		0-0-0							
1-0-0		1-0-0		0-0-0		NEUTRAL		0-0-0		0-0-0		0-0-0							
19-3-0		0-0-0		0-0-0		NON-CONFERENCE		4-1-0		3-1-0		12-1-0							
17-3-0		0-0-0		0-0-0		HOME		4-1-0		1-1-0		12-1-0							
2-0-0		0-0-0		0-0-		AWAY		0-0-0		2-0-0		0-0-0							
0-0-0		0-0-0		0-0-0		NEUTRAL		0-0-0		0-0-0		0-0-0							
16-9-0		6-4-0		4-2-0		CONFERENCE		2-1-0		2-1-0		2-1-0							
6-6-0		0-3-0		2-1-0		HOME		2-1-0		0-0-0		2-1-0							
9-3-0		5-1-0		2-1-0		AWAY		0-0-0		2-1-0		0-0-0							
1-0-0		1-0-0		0-0-0		NEUTRAL		0-0-0		0-0-0		0-0-0							
RPI	S	Opponent		Score		RPI	S	Opponent		Score		RPI	S	Opponent		Score			
3	H	North Carolina		6 8		37	A	Louisville		9 6		84	H	Seton Hall		8 4			
3	H	North Carolina		5 6		37	A	Louisville		2 8		84	H	Seton Hall		3 1			
3	H	North Carolina		4 5		37	A	Louisville		10 3		84	H	Seton Hall		6 8			
3	N	North Carolina		8 3		48	H	Georgia Tech		4 13		88	H	Charlotte		9 6			
8	A	Clemson		5 4		48	H	Georgia Tech		5 2		89	H	Air Force		15 5			
8	A	Clemson		4 0		48	H	Georgia Tech		9 6		92	H	Notre Dame		8 12			
8	A	Clemson		6 1								92	H	Notre Dame		12 2			
19	A	Duke		2 11								92	H	Notre Dame		13 5			
19	A	Duke		2 1															
19	A	Duke		9 2															
						LAST 10 GAMES													
						162 H James Madison						3 H North Carolina							
						218 H William & Mary						3 H North Carolina							
						218 H William & Mary						3 H North Carolina							
						218 H William & Mary						19 A Duke							
						128 H Campbell						19 A Duke							

Non-Div. I Games:

NC State

Average RPI Win: 120		WON-LOST RECORD		WINNING PCT. RANK		LAST 10 GAMES		STRENGTH OF SCHEDULE		OPP. STRENGTH OF SCHEDULE		TEAM RPI		ADJ RPI		CONF. RPI		ADJ CONF. RPI	
DIV. I ONLY		28-14-1		.66279 44		8-2-0		80		45		18		.58305 18		4		4	
DIV. I NON-CONF.		17-7-1		.7 41		2-0-0		134		133		25		.58142 25		4		4	
TOTALS		RPI 1-25		RPI 26-50		W-L RECORDS		RPI 51-100		RPI 101-150		RPI 150+							
28-14-1		2-2-0		7-3-0		OVERALL		4-3-1		4-3-0		11-3-0							
7-2-1		0-0-0		2-1-0		HOME		2-1-1		0-0-0		3-0-0							
21-12-0		2-2-0		5-2-0		AWAY		2-2-0		4-3-0		8-3-0							
0-0-0		0-0-0		0-0-0		NEUTRAL		0-0-0		0-0-0		0-0-0							
17-7-1		1-0-0		3-1-0		NON-CONFERENCE		2-2-1		2-2-0		9-2-0							
3-0-1		0-0-0		0-0-0		HOME		0-0-1		0-0-0		3-0-0							
14-7-0		1-0-0		3-0-		AWAY		2-2-0		2-2-0		6-2-0							
0-0-0		0-0-0		0-0-0		NEUTRAL		0-0-0		0-0-0		0-0-0							
11-7-0		1-2-0		4-2-0		CONFERENCE		2-1-0		2-1-0		2-1-0							
4-2-0		0-0-0		2-1-0		HOME		2-1-0		0-0-0		0-0-0							
7-5-0		1-2-0		2-1-0		AWAY		0-0-0		2-1-0		2-1-0							
0-0-0		0-0-0		0-0-0		NEUTRAL		0-0-0		0-0-0		0-0-0							
RPI	S	Opponent		Score		RPI	S	Opponent		Score		RPI	S	Opponent		Score			
24	A	South Fla.		6 4		27	A	Wichita St.		9 4		81	H	Tulane		1 7			
24	A	South Fla.		2 3		27	A	Wichita St.		7 4		81	H	Tulane		6 2			
24	A	South Fla.		4 8		27	A	Wichita St.		7 15		81	H	Tulane		9 2			
25	A	Coastal Caro.		12 10		33	H	UCF		8 10		85	A	Kennesaw St.		3 7			
						33	H	UCF		6 2		91	H	Bryant		9 9			
						33	H	UCF		7 6		98	A	Southeastern La.		6 4			
						35	A	St. John's (NY)		4 14		98	A	Southeastern La.		2 6			
						35	A	St. John's (NY)		1 0		98	A	Southeastern La.		7 6			
						35	A	St. John's (NY)		3 1									
						48	A	Georgi a Tech		9 7									
						LAST 10 GAMES													
						252	H	Sacred Heart		13 2		81	H	Tulane		1 7			
						184	A	Memphi s		3 4		81	H	Tulane		6 2			
						184	A	Memphi s		2 0		173	A	Holy Cross		9 6			
						184	A	Memphi s		5 1		104	A	Ci nci nnati		8 5			
						81	H	Tulane		9 2		104	A	Ci nci nnati		7 6			

Non-Div. I Games:

UConn

Average RPI Win: 137		WON-LOST RECORD		WINNING PCT. RANK		LAST 10 GAMES		STRENGTH OF SCHEDULE		OPP. STRENGTH OF SCHEDULE		TEAM RPI		ADJ RPI		CONF. RPI		ADJ CONF. RPI	
DIV. I ONLY		36-11-0		.76596 6		6-4-0		90		49		19		.58302 19		2		2	
DIV. I NON-CONF.		21-3-0		.875 5		3-1-0		160		176		15		.59127 15		3		3	
TOTALS		RPI 1-25		RPI 26-50		W-L RECORDS		RPI 51-100		RPI 101-150		RPI 150+							
36-11-0		3-3-0		1-2-0		OVERALL		11-5-0		8-1-0		13-0-0							
25-5-0		1-3-0		0-0-0		HOME		8-2-0		4-0-0		12-0-0							
11-6-0		2-0-0		1-2-0		AWAY		3-3-0		4-1-0		1-0-0							
0-0-0		0-0-0		0-0-0		NEUTRAL		0-0-0		0-0-0		0-0-0							
21-3-0		0-1-0		1-2-0		NON-CONFERENCE		1-0-0		6-0-0		13-0-0							
17-1-0		0-1-0		0-0-0		HOME		1-0-0		4-0-0		12-0-0							
4-2-0		0-0-0		1-0-		AWAY		0-0-0		2-0-0		1-0-0							
0-0-0		0-0-0		0-0-0		NEUTRAL		0-0-0		0-0-0		0-0-0							
15-8-0		3-2-0		0-0-0		CONFERENCE		10-5-0		2-1-0		0-0-0							
8-4-0		1-2-0		0-0-0		HOME		7-2-0		0-0-0		0-0-0							
7-4-0		2-0-0		0-0-0		AWAY		3-3-0		2-1-0		0-0-0							
0-0-0		0-0-0		0-0-0		NEUTRAL		0-0-0		0-0-0		0-0-0							
RPI	S	Opponent	Score		RPI	S	Opponent	Score		RPI	S	Opponent	Score		RPI	S	Opponent	Score	
10	A	Florida St.	7	1	42	A	Vanderbilt	1	9	70	H	Miami (FL)	4	3	110	A	Virginia Tech	7	0
10	A	Florida St.	6	5	42	A	Vanderbilt	1	9	70	H	Miami (FL)	4	1	110	A	Virginia Tech	11	5
16	H	East Carolina	2	9	42	A	Vanderbilt	5	4	70	H	Miami (FL)	2	8	110	A	Virginia Tech	3	4
17	H	NC State	2	9						71	A	Wake Forest	2	10	124	H	Liberty	5	2
17	H	NC State	1	2						71	A	Wake Forest	7	4	128	A	Campbell	4	0
17	H	NC State	11	2						71	A	Wake Forest	3	6	128	H	Campbell	11	3
										73	H	Davidson	5	0	142	A	Richmond	13	2
										76	H	Virginia	0	3	143	H	Yale	3	2
										76	H	Virginia	6	3	143	H	Yale	10	2
										76	H	Virginia	3	2	152	H	Gardner-Webb	13	4
										92	H	Notre Dame	6	3	152	H	Gardner-Webb	10	4
										92	H	Notre Dame	16	4	215	H	Bucknell	13	5
										92	H	Notre Dame	5	4	215	H	Bucknell	7	0
										97	A	Pittsburgh	6	5	215	H	Bucknell	6	4
										97	A	Pittsburgh	7	8	225	H	Cornell	8	3
										97	A	Pittsburgh	12	6	225	H	Cornell	7	2
															225	H	Cornell	7	2
															229	A	N. C. Central	5	3
															229	H	N. C. Central	8	2
															257	H	Longwood	9	3
															276	H	Presbyterian	8	0
															296	H	UMES	9	5
					LAST 10 GAMES														
					124	H	Liberty	5	2	110	A	Virginia Tech	3	4					
					152	H	Gardner-Webb	13	4	17	H	NC State	11	2					
					152	H	Gardner-Webb	10	4	17	H	NC State	1	2					
					110	A	Virginia Tech	7	0	17	H	NC State	2	9					
					110	A	Virginia Tech	11	5	16	H	East Carolina	2	9					

Non-Div. I Games:

Duke

Average RPI Win: 86		WON-LOST RECORD		WINNING PCT. RANK		LAST 10 GAMES		STRENGTH OF SCHEDULE		OPP. STRENGTH OF SCHEDULE		TEAM RPI		ADJ RPI		CONF. RPI		ADJ CONF. RPI	
DIV. I ONLY		28-17-1		.61957 68		7-3-0		29		28		20		.57719 20		3		3	
DIV. I NON-CONF.		12-14-1		.46296 164		2-3-0		38		57		83		.52855 83		2		2	
TOTALS		RPI 1-25		RPI 26-50		W-L RECORDS		RPI 51-100		RPI 101-150		RPI 150+							
28-17-1		1-2-0		10-6-0		OVERALL		7-2-1		9-5-0		1-2-0							
12-7-1		0-0-0		2-2-0		HOME		7-2-1		2-1-0		1-2-0							
14-10-0		1-2-0		6-4-0		AWAY		0-0-0		7-4-0		0-0-0							
2-0-0		0-0-0		2-0-0		NEUTRAL		0-0-0		0-0-0		0-0-0							
12-14-1		0-0-0		4-5-0		NON-CONFERENCE		1-2-1		6-5-0		1-2-0							
5-7-1		0-0-0		1-2-0		HOME		1-2-1		2-1-0		1-2-0							
7-7-0		0-0-0		3-0-		AWAY		0-0-0		4-4-0		0-0-0							
0-0-0		0-0-0		0-0-0		NEUTRAL		0-0-0		0-0-0		0-0-0							
16-3-0		1-2-0		6-1-0		CONFERENCE		6-0-0		3-0-0		0-0-0							
7-0-0		0-0-0		1-0-0		HOME		6-0-0		0-0-0		0-0-0							
7-3-0		1-2-0		3-1-0		AWAY		0-0-0		3-0-0		0-0-0							
2-0-0		0-0-0		2-0-0		NEUTRAL		0-0-0		0-0-0		0-0-0							
RPI	S	Opponent		Score		RPI	S	Opponent		Score		RPI	S	Opponent		Score			
22	A	Texas		6 1		27	A	Wichita St.		5 7		66	H	TCU		7 6			
22	A	Texas		5 10		27	H	Wichita St.		7 10		66	H	TCU		9 8			
22	A	Texas		1 7		41	A	Oklahoma		7 1		66	H	TCU		12 7			
						41	H	Oklahoma		8 0		67	H	Little Rock		6 12			
						41	N	Oklahoma		10 1		67	H	Little Rock		9 2			
						41	N	Oklahoma		9 2		84	H	Seton Hall		3 3			
						43	A	DBU		4 2		84	H	Seton Hall		7 10			
						43	H	DBU		4 6		100	H	Kansas		4 3			
						46	A	West Virginia		6 4		100	H	Kansas		4 3			
						46	A	West Virginia		7 4		100	H	Kansas		12 1			
						46	A	West Virginia		7 10									
						47	A	Missouri St.		10 8									
						47	H	Missouri St.		4 2									
						49	A	Iowa		7 6									
						49	A	Iowa		14 16									
						49	A	Iowa		3 11									
						LAST 10 GAMES													
						49	A	Iowa		3 11		41	N	Oklahoma		10 1			
						49	A	Iowa		14 16		41	H	Oklahoma		8 0			
						49	A	Iowa		7 6		43	A	DBU		4 2			
						132	A	Oral Roberts		5 6		100	H	Kansas		4 3			
						41	N	Oklahoma		9 2		100	H	Kansas		4 3			

Non-Div. I Games:

Oklahoma St.

Average RPI Win:		124	WON-LOST RECORD		WINNING PCT. RANK		LAST 10 GAMES		STRENGTH OF SCHEDULE		OPP. STRENGTH OF SCHEDULE		TEAM RPI		ADJ RPI		CONF. RPI		ADJ CONF. RPI					
DIV. I ONLY			31-16-0		.65957		45		7-3-0		35		58		21		.57619		21		7		7	
DIV. I NON-CONF.			23-9-0		.71875		36		5-0-0		28		37		13		.59434		13		10		10	
TOTALS		RPI 1-25		RPI 26-50		W-L RECORDS		RPI 51-100		RPI 101-150		RPI 150+												
31-16-0		2-6-0		2-1-0		OVERALL		7-2-0		9-5-0		11-2-0												
19-7-0		1-1-0		2-1-0		HOME		7-2-0		2-2-0		7-1-0												
12-9-0		1-5-0		0-0-0		AWAY		0-0-0		7-3-0		4-1-0												
0-0-0		0-0-0		0-0-0		NEUTRAL		0-0-0		0-0-0		0-0-0												
23-9-0		2-4-0		2-1-0		NON-CONFERENCE		5-1-0		7-3-0		7-0-0												
13-4-0		1-1-0		2-1-0		HOME		5-1-0		0-1-0		5-0-0												
10-5-0		1-3-0		0-0-		AWAY		0-0-0		7-2-0		2-0-0												
0-0-0		0-0-0		0-0-0		NEUTRAL		0-0-0		0-0-0		0-0-0												
8-7-0		0-2-0		0-0-0		CONFERENCE		2-1-0		2-2-0		4-2-0												
6-3-0		0-0-0		0-0-0		HOME		2-1-0		2-1-0		2-1-0												
2-4-0		0-2-0		0-0-0		AWAY		0-0-0		0-1-0		2-1-0												
0-0-0		0-0-0		0-0-0		NEUTRAL		0-0-0		0-0-0		0-0-0												
RPI	S	Opponent		Score		RPI	S	Opponent		Score		RPI	S	Opponent		Score								
1	A	Florida		3	10	46	H	West Virginia		4	5	63	H	FGCU		5	1							
1	A	Florida		8	4	46	H	West Virginia		2	1	63	H	FGCU		3	4							
10	A	Florida St.		2	6	46	H	West Virginia		7	4	63	H	FGCU		15	5							
10	H	Florida St.		0	4							68	H	Bradley		7	5							
12	A	Stetson		2	8							68	H	Bradley		9	5							
12	A	Stetson		1	2							68	H	Bradley		8	12							
24	A	South Fla.		1	6							82	H	Rhode Island		3	1							
24	H	South Fla.		4	2							82	H	Rhode Island		6	0							
												82	H	Rhode Island		2	1							

Non-Div. I Games:

Jacksonville

Average RPI Win:		107	WON-LOST RECORD		WINNING PCT. RANK		LAST 10 GAMES		STRENGTH OF SCHEDULE		OPP. STRENGTH OF SCHEDULE		TEAM RPI		ADJ RPI		CONF. RPI		ADJ CONF. RPI					
DIV. I ONLY			33-18-0		.64706		53		6-4-0		33		18		22		.57571		22		3		3	
DIV. I NON-CONF.			19-11-0		.63333		68		3-1-0		44		33		52		.55263		52		2		2	
TOTALS		RPI 1-25			RPI 26-50			W-L RECORDS			RPI 51-100			RPI 101-150			RPI 150+							
33-18-0		5-8-0			3-3-0			OVERALL			12-3-0			4-2-0			9-2-0							
23-7-0		3-4-0			0-0-0			HOME			11-1-0			2-0-0			7-2-0							
9-11-0		2-4-0			3-3-0			AWAY			1-2-0			2-2-0			1-0-0							
1-0-0		0-0-0			0-0-0			NEUTRAL			0-0-0			0-0-0			1-0-0							
19-11-0		1-6-0			0-0-0			NON-CONFERENCE			6-3-0			3-0-0			9-2-0							
15-6-0		1-3-0			0-0-0			HOME			5-1-0			2-0-0			7-2-0							
3-5-0		0-3-0			0-0-			AWAY			1-2-0			1-0-0			1-0-0							
1-0-0		0-0-0			0-0-0			NEUTRAL			0-0-0			0-0-0			1-0-0							
14-7-0		4-2-0			3-3-0			CONFERENCE			6-0-0			1-2-0			0-0-0							
8-1-0		2-1-0			0-0-0			HOME			6-0-0			0-0-0			0-0-0							
6-6-0		2-1-0			3-3-0			AWAY			0-0-0			1-2-0			0-0-0							
0-0-0		0-0-0			0-0-0			NEUTRAL			0-0-0			0-0-0			0-0-0							
RPI	S	Opponent		Score		RPI	S	Opponent		Score		RPI	S	Opponent		Score		RPI	S	Opponent		Score		
2	H	Stanford		1	7	41	A	Oklahoma		7	6	51	H	Baylor		9	5	140	A	Texas St.		6	1	
2	H	Stanford		8	6	41	A	Oklahoma		5	3	51	H	Baylor		2	0	140	H	Texas St.		11	10	
2	H	Stanford		3	9	41	A	Oklahoma		0	6	51	H	Baylor		4	1	146	H	McNeese		5	4	
2	H	Stanford		1	11	46	A	West Virginia		11	6	52	A	LSU		4	13	147	A	Kansas St.		9	5	
5	A	Arkansas		4	13	46	A	West Virginia		6	8	52	A	LSU		5	10	147	A	Kansas St.		10	11	
5	A	Arkansas		5	7	46	A	West Virginia		3	8	52	A	LSU		11	1	147	A	Kansas St.		2	5	
9	A	Texas Tech		7	5							53	H	Louisiana		1	2	180	H	New Orleans		1	4	
9	A	Texas Tech		12	6							53	H	Louisiana		3	0	180	H	New Orleans		3	1	
9	A	Texas Tech		5	16							53	H	Louisiana		5	3	180	H	New Orleans		8	6	
13	A	Texas A&M		5	6							58	H	Sam Houston St.		3	2	187	A	A&M-Corpus Christi		9	3	
20	H	Oklahoma St.		10	5							61	H	Houston		9	4	231	H	Northwestern		2	6	
20	H	Oklahoma St.		7	1							99	H	UTSA		2	0	231	H	Northwestern		16	3	
20	H	Oklahoma St.		1	6							100	H	Kansas		5	4	231	H	Northwestern		10	7	
												100	H	Kansas		14	4	231	H	Northwestern		12	1	
												100	H	Kansas		4	0	232	H	Lamar University		7	2	
																		238	N	Texas Southern		10	2	
																		241	H	UTRGV		13	2	
LAST 10 GAMES																								
						9	A	Texas Tech		7	5	46	A	West Virginia		6	8							
						9	A	Texas Tech		5	16	46	A	West Virginia		11	6							
						9	A	Texas Tech		12	6	61	H	Houston		9	4							
						140	H	Texas St.		11	10	180	H	New Orleans		1	4							
						46	A	West Virginia		3	8	180	H	New Orleans		3	1							

Non-Div. I Games:

Texas

[illegible]

Non-Div. I Games:

Tennessee Tech

Average RPI Win: 111		WON-LOST RECORD		WINNING PCT. RANK		LAST 10 GAMES		STRENGTH OF SCHEDULE		OPP. STRENGTH OF SCHEDULE		TEAM RPI		ADJ RPI		CONF. RPI		ADJ CONF. RPI	
DIV. I ONLY		29-16-0		.64444		55		7-3-0		10		34		24		.57276		24	
DIV. I NON-CONF.		18-9-0		.66667		50		2-1-0		13		55		29		.57237		29	
TOTALS		RPI 1-25		RPI 26-50		W-L RECORDS		RPI 51-100		RPI 101-150		RPI 150+							
29-16-0		6-9-0		2-1-0		OVERALL		7-3-0		4-1-0		10-2-0							
24-9-0		4-4-0		2-1-0		HOME		6-1-0		3-1-0		9-2-0							
5-7-0		2-5-0		0-0-0		AWAY		1-2-0		1-0-0		1-0-0							
0-0-0		0-0-0		0-0-0		NEUTRAL		0-0-0		0-0-0		0-0-0							
18-9-0		2-7-0		0-0-0		NON-CONFERENCE		4-0-0		4-1-0		8-1-0							
16-5-0		2-3-0		0-0-0		HOME		4-0-0		3-1-0		7-1-0							
2-4-0		0-4-0		0-0-		AWAY		0-0-0		1-0-0		1-0-0							
0-0-0		0-0-0		0-0-0		NEUTRAL		0-0-0		0-0-0		0-0-0							
11-7-0		4-2-0		2-1-0		CONFERENCE		3-3-0		0-0-0		2-1-0							
8-4-0		2-1-0		2-1-0		HOME		2-1-0		0-0-0		2-1-0							
3-3-0		2-1-0		0-0-0		AWAY		1-2-0		0-0-0		0-0-0							
0-0-0		0-0-0		0-0-0		NEUTRAL		0-0-0		0-0-0		0-0-0							
RPI	S	Opponent	Score		RPI	S	Opponent	Score		RPI	S	Opponent	Score		RPI	S	Opponent	Score	
1	A	Florida	8	11	33	H	UCF	0	1	61	A	Houston	0	1	109	A	North Florida	12	5
3	H	North Carolina	4	3	33	H	UCF	4	2	61	A	Houston	9	6	109	H	North Florida	7	1
3	H	North Carolina	5	12	33	H	UCF	5	4	61	A	Houston	8	9	116	H	Fordham	0	2
3	H	North Carolina	8	9						63	H	FGCU	10	3	116	H	Fordham	3	2
10	A	Florida St.	2	5						81	H	Tulane	2	3	116	H	Fordham	13	4
12	A	Stetson	2	5						81	H	Tulane	10	8	178	A	Bethune-Cookman	16	1
12	H	Stetson	3	5						81	H	Tulane	14	3	178	H	Bethune-Cookman	5	3
16	A	East Carolina	5	4						93	H	Army West Point	12	0	184	H	Memphis	2	8
16	A	East Carolina	13	1						93	H	Army West Point	5	2	184	H	Memphis	3	2
16	A	East Carolina	2	15						93	H	Army West Point	5	4	184	H	Memphis	4	2
18	H	UConn	4	6											209	H	Col umbia	3	4
18	H	UConn	3	2											209	H	Col umbia	8	0
18	H	UConn	8	4											209	H	Col umbia	13	1
21	A	Jacksonville	2	4											209	H	Col umbia	13	6
21	H	Jacksonville	6	1											235	H	Central Mi ch.	10	6
					LAST 10 GAMES														
					1	A	Florida	8	11	33	H	UCF	4	2					
					184	H	Memphi s	3	2	33	H	UCF	5	4					
					184	H	Memphi s	2	8	33	H	UCF	0	1					
					184	H	Memphi s	4	2	109	H	North Florida	7	1					
					178	H	Bethune-Cookman	5	3	16	A	East Carolina	5	4					

Non-Div. I Games:

South Fla.

Average RPI Win:		108	WON-LOST RECORD		WINNING PCT. RANK		LAST 10 GAMES		STRENGTH OF SCHEDULE		OPP. STRENGTH OF SCHEDULE		TEAM RPI		ADJ RPI		CONF. RPI		ADJ CONF. RPI	
DIV. I ONLY			32-16-0		.66667 39		6-4-0		36		41		25		.57152 25		8		8	
DIV. I NON-CONF.			14-10-0		.58333 96		0-1-0		8		26		57		.55136 56		6		6	
TOTALS		RPI 1-25		RPI 26-50		W-L RECORDS		RPI 51-100		RPI 101-150		RPI 150+								
32-16-0		1-2-0		5-3-0		OVERALL		9-6-0		10-5-0		7-0-0								
22-9-0		1-1-0		3-2-0		HOME		4-2-0		10-4-0		4-0-0								
10-7-0		0-1-0		2-1-0		AWAY		5-4-0		0-1-0		3-0-0								
0-0-0		0-0-0		0-0-0		NEUTRAL		0-0-0		0-0-0		0-0-0								
14-10-0		1-2-0		3-2-0		NON-CONFERENCE		4-2-0		5-4-0		1-0-0								
12-7-0		1-1-0		3-2-0		HOME		2-1-0		5-3-0		1-0-0								
2-3-0		0-1-0		0-0-		AWAY		2-1-0		0-1-0		0-0-0								
0-0-0		0-0-0		0-0-0		NEUTRAL		0-0-0		0-0-0		0-0-0								
18-6-0		0-0-0		2-1-0		CONFERENCE		5-4-0		5-1-0		6-0-0								
10-2-0		0-0-0		0-0-0		HOME		2-1-0		5-1-0		3-0-0								
8-4-0		0-0-0		2-1-0		AWAY		3-3-0		0-0-0		3-0-0								
0-0-0		0-0-0		0-0-0		NEUTRAL		0-0-0		0-0-0		0-0-0								
RPI	S	Opponent		Score		RPI	S	Opponent		Score		RPI	S	Opponent		Score				
8	A	Clemson		1	6	28	H	Indiana		5	6	53	A	Louisiana		10	3			
8	H	Clemson		9	5	30	H	Ohio St.		10	8	53	A	Louisiana		1	5			
18	H	UConn		10	12	30	H	Ohio St.		5	7	53	A	Louisiana		6	12			
						41	H	Oklahoma		4	3	56	H	South Alabama		6	11			
						44	A	Troy		3	2	56	H	South Alabama		12	0			
						44	A	Troy		5	4	56	H	South Alabama		14	7			
						44	A	Troy		2	4	57	H	Illinois		6	7			
						46	H	West Virginia		5	2	57	H	Illinois		6	4			
												71	A	Wake Forest		9	2			
												71	H	Wake Forest		19	3			
												72	A	Ga. Southern		15	2			
												72	A	Ga. Southern		7	3			
												72	A	Ga. Southern		4	5			
												75	A	Col. of Charleston		4	11			
												75	A	Col. of Charleston		13	0			
														</						

Non-Div. I Games:

Coastal Caro.

Average RPI Win:		162	WON-LOST RECORD		WINNING PCT. RANK		LAST 10 GAMES		STRENGTH OF SCHEDULE		OPP. STRENGTH OF SCHEDULE		TEAM RPI		ADJ RPI		CONF. RPI		ADJ CONF. RPI					
DIV. I ONLY			30-14-0		.68182		29		9-1-0		97		85		26		.57144		26		13		13	
DIV. I NON-CONF.			16-10-0		.61538		78		2-0-0		51		41		33		.56906		33		15		15	
TOTALS		RPI 1-25		RPI 26-50		W-L RECORDS		RPI 51-100		RPI 101-150		RPI 150+												
30-14-0		1-6-0		2-2-0		OVERALL		5-3-0		5-1-0		17-2-0												
13-1-0		0-0-0		0-0-0		HOME		1-0-0		3-0-0		9-1-0												
9-10-0		1-6-0		0-0-0		AWAY		2-2-0		2-1-0		4-1-0												
8-3-0		0-0-0		2-2-0		NEUTRAL		2-1-0		0-0-0		4-0-0												
16-10-0		1-6-0		2-2-0		NON-CONFERENCE		4-1-0		0-0-0		9-1-0												
4-1-0		0-0-0		0-0-0		HOME		1-0-0		0-0-0		3-1-0												
4-6-0		1-6-0		0-0-		AWAY		1-0-0		0-0-0		2-0-0												
8-3-0		0-0-0		2-2-0		NEUTRAL		2-1-0		0-0-0		4-0-0												
14-4-0		0-0-0		0-0-0		CONFERENCE		1-2-0		5-1-0		8-1-0												
9-0-0		0-0-0		0-0-0		HOME		0-0-0		3-0-0		6-0-0												
5-4-0		0-0-0		0-0-0		AWAY		1-2-0		2-1-0		2-1-0												
0-0-0		0-0-0		0-0-0		NEUTRAL		0-0-0		0-0-0		0-0-0												
RPI	S	Opponent		Score		RPI	S	Opponent		Score		RPI	S	Opponent		Score								
6	A	Auburn		8	14	32	N	Missouri		2	5	55	N	Creighton		7	15							
6	A	Auburn		2	1	32	N	Missouri		4	2	55	N	Creighton		12	7							
6	A	Auburn		0	6	32	N	Missouri		1	20	55	N	Creighton		8	3							
9	A	Texas Tech		3	12	32	N	Missouri		10	8	75	A	Col. of Charleston		2	1							
9	A	Texas Tech		2	13							75	A	Col. of Charleston		1	4							
9	A	Texas Tech		4	9							75	A	Col. of Charleston		4	5							
9	A	Texas Tech		3	22							82	A	Rhode Island		15	8							
												91	H	Bryant		10	3							
						LAST 10 GAMES																		
						131 A Hofstra						3	0	265 H Towson						2	1			
						131 A Hofstra						4	6	265 H Towson						23	6			
						131 A Hofstra						5	1	265 H Towson						22	2			
						91 H Bryant						10	3	218 H William & Mary						2	1			
						164 H UMass Lowell						4	2	218 H William & Mary						4	3			
														265 H Towson						2	1			
														265 H Towson						22	2			
														265 H Towson						23	6			
														274 A Brown						10	4			
														276 N Presbyterian						6	1			
														280 N Villanova						1	0			

Non-Div. I Games:

Northeastern

Average RPI Win:	123	WON-LOST RECORD	WINNING PCT. RANK	LAST 10 GAMES	STRENGTH OF SCHEDULE	OPP. STRENGTH OF SCHEDULE	TEAM RPI	ADJ RPI	CONF. RPI	ADJ CONF. RPI				
DIV. I ONLY		30-16-0	.65217	50	4-6-0	51	51	27	.5693	27	4	4		
DIV. I NON-CONF.		24-4-0	.85714	10	2-0-0	109	75	9	.60521	9	4	4		
<hr/>														
TOTALS	RPI 1-25	RPI 26-50		W-L RECORDS		RPI 51-100		RPI 101-150		RPI 150+				
30-16-0	4-4-0	2-3-0		OVERALL		5-5-0		9-4-0		10-0-0				
21-6-0	2-2-0	1-0-0		HOME		3-1-0		5-3-0		10-0-0				
9-10-0	2-2-0	1-3-0		AWAY		2-4-0		4-1-0		0-0-0				
0-0-0	0-0-0	0-0-0		NEUTRAL		0-0-0		0-0-0		0-0-0				
24-4-0	2-0-0	1-1-0		NON-CONFERENCE		3-1-0		8-2-0		10-0-0				
17-1-0	1-0-0	1-0-0		HOME		1-0-0		4-1-0		10-0-0				
7-3-0	1-0-0	0-0-		AWAY		2-1-0		4-1-0		0-0-0				
0-0-0	0-0-0	0-0-0		NEUTRAL		0-0-0		0-0-0		0-0-0				
6-12-0	2-4-0	1-2-0		CONFERENCE		2-4-0		1-2-0		0-0-0				
4-5-0	1-2-0	0-0-0		HOME		2-1-0		1-2-0		0-0-0				
2-7-0	1-2-0	1-2-0		AWAY		0-3-0		0-0-0		0-0-0				
0-0-0	0-0-0	0-0-0		NEUTRAL		0-0-0		0-0-0		0-0-0				
RPI	S	Opponent	Score		RPI	S	Opponent	Score		RPI	S	Opponent	Score	
16	A	East Carolina	14	3	32	A	Missouri	4	9	55	A	Creighton	1	3
16	A	East Carolina	3	7	33	A	UCF	5	9	55	A	Creighton	7	4
16	A	East Carolina	0	5	33	A	UCF	4	8	61	A	Houston	1	3
18	H	UConn	15	7	33	A	UCF	5	4	61	A	Houston	1	3
18	H	UConn	4	7	41	H	Oklahoma	2	1	61	A	Houston	5	6
18	H	UConn	4	9						81	H	Tulane	9	3
20	A	Oklahoma St.	10	7						81	H	Tulane	4	19
20	H	Oklahoma St.	7	5						81	H	Tulane	8	2
										100	A	Kansas	14	5
										100	H	Kansas	11	0
			</											

Non-Div. I Games:

Wi chi ta St.

Average RPI Win:		137	WON-LOST RECORD		WINNING PCT. RANK	LAST 10 GAMES		STRENGTH OF SCHEDULE		OPP. STRENGTH OF SCHEDULE		TEAM RPI	ADJ RPI		CONF. RPI	ADJ CONF. RPI	
DIV. I ONLY			31-14-0		.68889	25	2-8-0	75		59		28	.56882		28	6	6
DIV. I NON-CONF.			21-5-0		.80769	16	0-1-0	187		46		32	.56939		32	7	7
TOTALS		RPI 1-25		RPI 26-50		W-L RECORDS		RPI 51-100		RPI 101-150		RPI 150+					
31-14-0		1-4-0		2-4-0		OVERALL		8-3-0		8-2-0		12-1-0					
18-5-0		0-1-0		0-0-0		HOME		5-2-0		4-1-0		9-1-0					
7-8-0		1-3-0		2-3-0		AWAY		1-1-0		3-1-0		0-0-0					
6-1-0		0-0-0		0-1-0		NEUTRAL		2-0-0		1-0-0		3-0-0					
21-5-0		1-1-0		0-1-0		NON-CONFERENCE		4-0-0		8-2-0		8-1-0					
11-3-0		0-1-0		0-0-0		HOME		1-0-0		4-1-0		6-1-0					
5-1-0		1-0-0		0-0-		AWAY		1-0-0		3-1-0		0-0-0					
5-1-0		0-0-0		0-1-0		NEUTRAL		2-0-0		1-0-0		2-0-0					
10-9-0		0-3-0		2-3-0		CONFERENCE		4-3-0		0-0-0		4-0-0					
7-2-0		0-0-0		0-0-0		HOME		4-2-0		0-0-0		3-0-0					
2-7-0		0-3-0		2-3-0		AWAY		0-1-0		0-0-0		0-0-0					
1-0-0		0-0-0		0-0-0		NEUTRAL		0-0-0		0-0-0		1-0-0					
RPI	S	Opponent		Score		RPI	S	Opponent		Score		RPI	S	Opponent		Score	
14	A	Minnesota		1	9	30	A	Ohio St.		4	5	56	N	South Alabama		8	4
14	A	Minnesota		6	7	30	A	Ohio St.		5	6	57	H	Illinois		2	1
14	A	Minnesota		1	4	30	A	Ohio St.		4	0	57	H	Illinois		9	2
15	H	Kentucky		6	7	41	N	Oklahoma		3	6	57	H	Illinois		2	3
25	A	Coastal Caro.		6	5	49	A	Iowa		1	5	62	A	Purdue		3	5
						49	A	Iowa		4	2	62	H	Purdue		14	1
												62	H	Purdue		2	4
												62	H	Purdue		7	5
												65	A	Indiana St.		5	3
												65	H	Indiana St.		6	1
												92	N	Notre Dame		3	0
LAST 10 GAMES						LAST 10 GAMES						LAST 10 GAMES					
15	H	Kentucky		6	7	57	H	Illinois		2	1	15	H	Kentucky		6	7
14	A	Minnesota		6	7	57	H	Illinois		2	3	14	A	Minnesota		6	7
14	A	Minnesota		1	9	62	A	Purdue		3	5	14	A	Minnesota		1	9
14	A	Minnesota		1	4	30	A	Ohio St.		5	6	14	A	Minnesota		1	4
57	H	Illinois		9	2	30	A	Ohio St.		4	5	57	H	Illinois		9	2

Non-Div. I Games:

Indiana

Average RPI Win: 124		WON-LOST	WINNING	LAST 10	STRENGTH OF		OPP. STRENGTH	TEAM	ADJ		CONF.	ADJ CONF.
Average RPI Loss: 104		RECORD	PCT. RANK	GAMES	SCHEDULE		OF SCHEDULE	RPI	RPI		RPI	RPI
DIV. I ONLY		32-14-1	.69149	24	4-5-1		84	47	29		.56824	29
DIV. I NON-CONF.		17-7-0	.70833	40	1-2-0		49	5	16		.59059	16
TOTALS		RPI 1-25	RPI 26-50		W-L RECORDS		RPI 51-100		RPI 101-150		RPI 150+	
32-14-1		0-1-0	2-3-0		OVERALL		14-5-1		6-1-0		10-4-0	
20-6-0		0-0-0	1-2-0		HOME		9-2-0		5-0-0		5-2-0	
12-8-1		0-1-0	1-1-0		AWAY		5-3-1		1-1-0		5-2-0	
0-0-0		0-0-0	0-0-0		NEUTRAL		0-0-0		0-0-0		0-0-0	
17-7-0		0-1-0	1-1-0		NON-CONFERENCE		7-4-0		5-0-0		4-1-0	
13-1-0		0-0-0	0-0-0		HOME		4-1-0		5-0-0		4-0-0	
4-6-0		0-1-0	1-0-		AWAY		3-3-0		0-0-0		0-1-0	
0-0-0		0-0-0	0-0-0		NEUTRAL		0-0-0		0-0-0		0-0-0	
15-7-1		0-0-0	1-2-0		CONFERENCE		7-1-1		1-1-0		6-3-0	
7-5-0		0-0-0	1-2-0		HOME		5-1-0		0-0-0		1-2-0	
8-2-1		0-0-0	0-0-0		AWAY		2-0-1		1-1-0		5-1-0	
0-0-0		0-0-0	0-0-0		NEUTRAL		0-0-0		0-0-0		0-0-0	
RPI S	Opponent	Score	RPI S	Opponent	Score	RPI S	Opponent	Score	RPI S	Opponent	Score	
1 A	Florida	1 6	33 A	UCF	1 2	63 H	FGCU	2 4	109 H	North Florida	10 9	
			33 A	UCF	11 8	70 A	Miami (FL)	11 9	109 H	North Florida	14 1	
			34 H	Southern Miss.	2 5	70 A	Miami (FL)	7 4	125 H	George Washington	3 0	
			34 H	Southern Miss.	6 5	70 H	Miami (FL)	5 4	125 H	George Washington	6 1	
			34 H	Southern Miss.	3 14	83 A	Oregon	4 10	125 H	George Washington	3 2	
						83 A	Oregon	0 4	145 A	FIU	11 4	
						83 A	Oregon	5 0	145 A	FIU	5 8	
						83 A	Oregon	1 2	174 H	Delaware	7 2	
						84 H	Seton Hall	10 0	174 H	Delaware	6 3	
						84 H	Seton Hall	11 3	174 H	Delaware	2 1	
						84 H	Seton Hall	4 2	178 A	Bethune-Cookman	6 7	
						88 H	Charlotte	5 4	178 H	Bethune-Cookman	14 2	
						88 H	Charlotte	5 2	185 H	UAB	2 8	
						88 H	Charlotte	6 5	185 H	UAB	5 12	
						95 A	Rice	5 3	185 H	UAB	5 2	
						95 A	Rice	6 6	199 A	Marshall	17 3	
						95 A	Rice	14 10	199 A	Marshall	8 6	
						99 H	UTSA	1 8	199 A	Marshall	3 2	
						99 H	UTSA	3 2	246 A	Old Dominion	12 7	
						99 H	UTSA	10 8	246 A	Old Dominion	10 5	
									246 A	Old Dominion	1 2	
			LAST 10 GAMES									
			33 A	UCF	11 8	185 H	UAB	5 2				
			145 A	FIU	5 8	185 H	UAB	2 8				
			145 A	FIU	11 4	63 H	FGCU	2 4				
			33 A	UCF	1 2	95 A	Rice	6 6				
			185 H	UAB	5 12	95 A	Rice	5 3				

Non-Div. I Games:

Fla. Atlantic

[illegible]

Non-Div. I Games:

0hi o St.

U
C
L
A

UCLA

Average RPI Win:		126	WON-LOST RECORD		WINNING PCT. RANK		LAST 10 GAMES		STRENGTH OF SCHEDULE		OPP. STRENGTH OF SCHEDULE		TEAM RPI		ADJ RPI		CONF. RPI		ADJ CONF. RPI	
DIV. I ONLY			30-18-0		.625 67		4-6-0		50		10		32		.56632 32		1		1	
DIV. I NON-CONF.			21-3-0		.875 5		2-0-0		194		136		18		.58778 18		1		1	
TOTALS		RPI 1-25		RPI 26-50		W-L RECORDS		RPI 51-100		RPI 101-150		RPI 150+								
30-18-0		3-9-0		10-4-0		OVERALL		3-4-0		2-1-0		12-0-0								
19-7-0		0-3-0		6-2-0		HOME		1-2-0		0-0-0		12-0-0								
9-9-0		3-6-0		2-0-0		AWAY		2-2-0		2-1-0		0-0-0								
2-2-0		0-0-0		2-2-0		NEUTRAL		0-0-0		0-0-0		0-0-0								
21-3-0		0-0-0		6-2-0		NON-CONFERENCE		1-0-0		2-1-0		12-0-0								
14-0-0		0-0-0		2-0-0		HOME		0-0-0		0-0-0		12-0-0								
5-1-0		0-0-0		2-0-		AWAY		1-0-0		2-1-0		0-0-0								
2-2-0		0-0-0		2-2-0		NEUTRAL		0-0-0		0-0-0		0-0-0								
9-15-0		3-9-0		4-2-0		CONFERENCE		2-4-0		0-0-0		0-0-0								
5-7-0		0-3-0		4-2-0		HOME		1-2-0		0-0-0		0-0-0								
4-8-0		3-6-0		0-0-0		AWAY		1-2-0		0-0-0		0-0-0								
0-0-0		0-0-0		0-0-0		NEUTRAL		0-0-0		0-0-0		0-0-0								
RPI	S	Opponent		Score		RPI	S	Opponent		Score		RPI	S	Opponent		Score				
1	A	Florida		2 10		26	N	Northeastern		5 2		52	A	LSU		5 7				
1	A	Florida		2 7		26	N	Northeastern		8 10		52	A	LSU		12 6				
1	A	Florida		1 3		26	N	Northeastern		20 1		52	A	LSU		2 4				
4	H	Georgia		1 7		26	N	Northeastern		2 4		70	A	Mi ami (FL)		9 0				
4	H	Georgia		6 10		27	H	Wichi ta St.		9 4		80	H	Al abama		1 5				
4	H	Georgia		3 5		38	H	Mi ssi ssi ppi St.		4 1		80	H	Al abama		1 0				
6	A	Auburn		2 1		38	H	Mi ssi ssi ppi St.		1 3		80	H	Al abama		1 2				
6	A	Auburn		5 0		38	H	Mi ssi ssi ppi St.		5 4										
6	A	Auburn		2 5		42	H	Vanderbil t		2 1										
15	A	Kentucky		10 11		42	H	Vanderbil t		3 1										
15	A	Kentucky		1 2		42	H	Vanderbil t		2 6										
15	A	Kentucky		14 11		47	A	Mi ssouri St.		8 6										
						47	H	Mi ssouri St.		8 2										
						49	A	Iowa		17 16										
						LAST 10 GAMES														
						4	H	Georgi a		1 7		15	A	Kentucky		14 11				
						4	H	Georgi a		3 5		15	A	Kentucky		1 2				
						4	H	Georgi a		6 10		47	H	Mi ssouri St.		8 2				
						49	A	Iowa		17 16		42	H	Vanderbil t		2 6				
						15	A	Kentucky		10 11		42	H	Vanderbil t		3 1				

Non-Div. I Games:

Missouri

Average RPI Win: 124		WON-LOST	WINNING	LAST 10	STRENGTH OF		OPP. STRENGTH	TEAM	ADJ	CONF.	ADJ CONF.
Average RPI Loss: 48		RECORD	PCT. RANK	GAMES	SCHEDULE		OF SCHEDULE	RPI	RPI	RPI	RPI
DIV. I ONLY		32-17-0	.65306	48	56		30	33	.56601	33	4
DIV. I NON-CONF.		21-7-0	.75	28	137		32	40	.56067	40	4
TOTALS		RPI 1-25	RPI 26-50		W-L RECORDS		RPI 51-100		RPI 101-150		RPI 150+
32-17-0		6-9-0	3-2-0		OVERALL		8-3-0		2-2-0		13-1-0
23-8-0		3-2-0	3-2-0		HOME		5-2-0		2-2-0		10-0-0
9-9-0		3-7-0	0-0-0		AWAY		3-1-0		0-0-0		3-1-0
0-0-0		0-0-0	0-0-0		NEUTRAL		0-0-0		0-0-0		0-0-0
21-7-0		3-3-0	1-1-0		NON-CONFERENCE		6-2-0		0-1-0		11-0-0
18-4-0		2-0-0	1-1-0		HOME		5-2-0		0-1-0		10-0-0
3-3-0		1-3-0	0-0-		AWAY		1-0-0		0-0-0		1-0-0
0-0-0		0-0-0	0-0-0		NEUTRAL		0-0-0		0-0-0		0-0-0
11-10-0		3-6-0	2-1-0		CONFERENCE		2-1-0		2-1-0		2-1-0
5-4-0		1-2-0	2-1-0		HOME		0-0-0		2-1-0		0-0-0
6-6-0		2-4-0	0-0-0		AWAY		2-1-0		0-0-0		2-1-0
0-0-0		0-0-0	0-0-0		NEUTRAL		0-0-0		0-0-0		0-0-0
RPI S	Opponent	Score		RPI S	Opponent	Score		RPI S	Opponent	Score	
1 A	Florida	4	2	27 H	Wichita St.	9	5	61 A	Houston	3	2
1 H	Florida	9	7	27 H	Wichita St.	4	5	61 A	Houston	6	4
10 A	Florida St.	4	6	27 H	Wichita St.	8	4	61 A	Houston	3	6
10 A	Florida St.	3	13	29 H	Fla. Atlantic	2	1	68 H	Bradley	6	5
12 A	Stetson	0	1	29 H	Fla. Atlantic	8	11	70 A	Miami (FL)	4	0
12 H	Stetson	4	1					70 H	Miami (FL)	3	4
16 H	East Carolina	4	12					74 H	Wagner	12	0
16 H	East Carolina	9	1					74 H	Wagner	6	3
16 H	East Carolina	6	11					74 H	Wagner	10	8
18 A	UConn	10	8					76 H	Virginia	6	3
18 A	UConn	6	7					95 H	Rice	4	5
18 A	UConn	2	6								
24 A	South Fla.	1	0								
24 A	South Fla.	4	5								
24 A	South Fla.	2	4								
				LAST 10 GAMES							
				29 H	Fla. Atlantic	8	11	27 H	Wichita St.	8	4
				61 A	Houston	3	6	27 H	Wichita St.	4	5
				61 A	Houston	6	4	27 H	Wichita St.	9	5
				61 A	Houston	3	2	24 A	South Fla.	2	4
				29 H	Fla. Atlantic	2	1	24 A	South Fla.	4	5

Non-Div. I Games:

UCF

Average RPI Win:		138	WON-LOST RECORD		WINNING PCT. RANK		LAST 10 GAMES		STRENGTH OF SCHEDULE		OPP. STRENGTH OF SCHEDULE		TEAM RPI		ADJ RPI		CONF. RPI		ADJ CONF. RPI				
DIV. I ONLY		35-12-0		.74468		8		9-1-0		149		32		34		.56525		34		11		11	
DIV. I NON-CONF.		16-8-0		.66667		50		1-1-0		173		3		66		.54122		66		12		12	
TOTALS		RPI 1-25		RPI 26-50		W-L RECORDS		RPI 51-100		RPI 101-150		RPI 150+											
35-12-0		0-2-0		5-2-0		OVERALL		11-5-0		5-1-0		14-2-0											
20-5-0		0-0-0		3-0-0		HOME		9-3-0		3-0-0		5-2-0											
13-5-0		0-1-0		2-1-0		AWAY		2-2-0		2-1-0		7-0-0											
2-2-0		0-1-0		0-1-0		NEUTRAL		0-0-0		0-0-0		2-0-0											
16-8-0		0-2-0		3-1-0		NON-CONFERENCE		7-4-0		0-0-0		6-1-0											
11-3-0		0-0-0		3-0-0		HOME		5-2-0		0-0-0		3-1-0											
3-3-0		0-1-0		0-0-		AWAY		2-2-0		0-0-0		1-0-0											
2-2-0		0-1-0		0-1-0		NEUTRAL		0-0-0		0-0-0		2-0-0											
19-4-0		0-0-0		2-1-0		CONFERENCE		4-1-0		5-1-0		8-1-0											
9-2-0		0-0-0		0-0-0		HOME		4-1-0		3-0-0		2-1-0											
10-2-0		0-0-0		2-1-0		AWAY		0-0-0		2-1-0		6-0-0											
0-0-0		0-0-0		0-0-0		NEUTRAL		0-0-0		0-0-0		0-0-0											
RPI	S	Opponent		Score		RPI	S	Opponent		Score		RPI	S	Opponent		Score							
11	A	Ole Miss		6 7		29	A	Fla. Atlantic		5 2		53	H	Louisiana		4 7							
11	N	Ole Miss		3 11		29	A	Fla. Atlantic		5 6		53	H	Louisiana		9 8							
						29	A	Fla. Atlantic		14 3		56	A	South Alabama		9 10							
						30	N	Ohio St.		6 9		56	H	South Alabama		5 3							
						38	H	Mississippi St.		7 4		72	H	Ga. Southern		4 3							
						38	H	Mississippi St.		11 0		72	H	Ga. Southern		8 2							
						38	H	Mississippi St.		5 2		72	H	Ga. Southern		3 2							
												80	A	Alabama		0 3							
												81	A	Tulane		12 3							
												81	H	Tulane		7 10							
												95	H	Rice		12 1							
												95	H	Rice		8 7							
												95	H	Rice		6 7							
												98	A	Southeastern La.		12 4							
												99	H	UTSA		12 2							
												99	H	UTSA		4 3							

Non-Div. I Games:

Southern Miss.

Average RPI Win: 156		WON-LOST RECORD		WINNING PCT. RANK		LAST 10 GAMES		STRENGTH OF SCHEDULE		OPP. STRENGTH OF SCHEDULE		TEAM RPI		ADJ RPI		CONF. RPI		ADJ CONF. RPI	
DIV. I ONLY		32-11-0		.74419 10		9-1-0		174		97		35		.56434 35		12		12	
DIV. I NON-CONF.		21-10-0		.67742 49		4-0-0		150		115		43		.55712 43		11		11	
TOTALS		RPI 1-25		RPI 26-50		W-L RECORDS		RPI 51-100		RPI 101-150		RPI 150+							
32-11-0		3-4-0		0-0-0		OVERALL		4-3-0		9-1-0		16-3-0							
15-3-0		1-2-0		0-0-0		HOME		4-0-0		3-0-0		7-1-0							
14-8-0		2-2-0		0-0-0		AWAY		0-3-0		6-1-0		6-2-0							
3-0-0		0-0-0		0-0-0		NEUTRAL		0-0-0		0-0-0		3-0-0							
21-10-0		3-4-0		0-0-0		NON-CONFERENCE		1-3-0		7-0-0		10-3-0							
9-3-0		1-2-0		0-0-0		HOME		1-0-0		3-0-0		4-1-0							
9-7-0		2-2-0		0-0-		AWAY		0-3-0		4-0-0		3-2-0							
3-0-0		0-0-0		0-0-0		NEUTRAL		0-0-0		0-0-0		3-0-0							
11-1-0		0-0-0		0-0-0		CONFERENCE		3-0-0		2-1-0		6-0-0							
6-0-0		0-0-0		0-0-0		HOME		3-0-0		0-0-0		3-0-0							
5-1-0		0-0-0		0-0-0		AWAY		0-0-0		2-1-0		3-0-0							
0-0-0		0-0-0		0-0-0		NEUTRAL		0-0-0		0-0-0		0-0-0							
RPI	S	Opponent		Score		RPI	S	Opponent		Score		RPI	S	Opponent		Score			
3	A	North Carolina		5	2			55	H	Creighton		5	1	118	A	Xavier		3	7
14	A	Minnesota		8	9			55	H	Creighton		6	2	118	A	Xavier		34	7
14	A	Minnesota		11	5			55	H	Creighton		4	3	118	A	Xavier		9	4
14	A	Minnesota		3	6			74	H	Wagner		3	1	124	H	Liberty		1	0
18	H	UConn		0	1			100	A	Kansas		1	6	124	H	Liberty		7	6
18	H	UConn		14	4			100	A	Kansas		4	7	124	H	Liberty		12	2
18	H	UConn		1	3			100	A	Kansas		5	6	128	A	Campbell		7	1
														128	A	Campbell		3	1
														128	A	Campbell		1	0
														131	A	Hofstra		12	4
														168	N	Monmouth		3	0
														171	H	Georgetown		2	1
														171	H	Georgetown		9	1
														171	H	Georgetown		6	3
														207	A	UC Davis		8	0
														207	A	UC Davis		6	10
														209	A	Columbia		6	7
														211	N	UMBC		12	0
														213	A	Binghamton		4	0
														213	A	Binghamton		8	2
														214	H	Fairfield		1	2
														219	H	Albany (NY)		6	1
														237	N	Penn St.		18	4
														245	H	Iona		9	1
														245	H	Iona		5	1
														280	A	Villanova		6	3
														280	A	Villanova		8	2
														280	A	Villanova		6	1
														295	H	Saint Peter's		14	2
LAST 10 GAMES																			
						124	H	Liberty		1	0	118	A	Xavier		34	7		
						124	H	Liberty		7	6	118	A	Xavier		3	7		
						124	H	Liberty		12	2	171	H	Georgetown		2	1		
						245	H	Iona		9	1	171	H	Georgetown		9	1		
						118	A	Xavier		9	4	171	H	Georgetown		6	3		

Non-Div. I Games:

St. John's (NY)

Average RPI Win: 131		WON-LOST	WINNING	LAST 10	STRENGTH OF		OPP. STRENGTH	TEAM	ADJ	CONF.	ADJ CONF.
Average RPI Loss: 80		RECORD	PCT. RANK	GAMES	SCHEDULE		OF SCHEDULE	RPI	RPI	RPI	RPI
DIV. I ONLY		29-17-0	.63043	65	6-4-0		38	84	36	.56344	36
DIV. I NON-CONF.		18-6-0	.75	28	2-0-0		48	182	20	.58494	20
TOTALS		RPI 1-25	RPI 26-50		W-L RECORDS		RPI 51-100		RPI 101-150		RPI 150+
29-17-0		2-6-0	5-1-0		OVERALL		3-4-0		5-2-0		14-4-0
21-5-0		2-4-0	4-0-0		HOME		3-0-0		2-0-0		10-1-0
7-9-0		0-1-0	0-1-0		AWAY		0-3-0		3-2-0		4-2-0
1-3-0		0-1-0	1-0-0		NEUTRAL		0-1-0		0-0-0		0-1-0
18-6-0		0-2-0	2-1-0		NON-CONFERENCE		3-1-0		2-1-0		11-1-0
14-0-0		0-0-0	1-0-0		HOME		3-0-0		2-0-0		8-0-0
3-3-0		0-1-0	0-0-		AWAY		0-0-0		0-1-0		3-0-0
1-3-0		0-1-0	1-0-0		NEUTRAL		0-1-0		0-0-0		0-1-0
11-11-0		2-4-0	3-0-0		CONFERENCE		0-3-0		3-1-0		3-3-0
7-5-0		2-4-0	3-0-0		HOME		0-0-0		0-0-0		2-1-0
4-6-0		0-0-0	0-0-0		AWAY		0-3-0		3-1-0		1-2-0
0-0-0		0-0-0	0-0-0		NEUTRAL		0-0-0		0-0-0		0-0-0
RPI S	Opponent	Score	RPI S	Opponent	Score	RPI S	Opponent	Score	RPI S	Opponent	Score
2 H	Stanford	2 8	31 H	UCLA	6 3	57 N	Illinois	3 4	112 H	New Mexico St.	5 4
2 H	Stanford	7 8	31 H	UCLA	2 0	78 A	Washington	2 3	112 H	New Mexico St.	14 0
2 H	Stanford	2 7	31 H	UCLA	3 1	78 A	Washington	1 7	115 A	Southern California	4 2
5 N	Arkansas	0 1	45 N	Michigan	9 5	78 A	Washington	0 1	115 A	Southern California	2 12
7 H	Oregon St.	6 5	50 A	San Diego St.	2 3	91 H	Bryant	5 1	115 A	Southern California	14 2
7 H	Oregon St.	2 6	50 H	San Diego St.	13 4	91 H	Bryant	10 1	117 A	Arizona St.	6 2
7 H	Oregon St.	15 4				91 H	Bryant	4 0	127 A	San Diego	3 5
14 A	Minnesota	2 3							155 H	Washington St.	5 4
									155 H	Washington St.	9 2
									155 H	Washington St.	4 5
									158 A	Grand Canyon	16 1
									158 H	Grand Canyon	20 6
									169 A	New Mexico	16 6
									191 A	Utah	2 3
									191 A	Utah	18 12
									191 A	Utah	4 5
									193 H	BYU	6 1
									200 H	Nicholls St.	9 3
									200 H	Nicholls St.	11 3
									200 H	Nicholls St.	11 5
									216 N	Michigan St.	2 3
									239 H	North Dakota St.	9 4
									239 H	North Dakota St.	13 3
									239 H	North Dakota St.	11 2
									243 A	Utah Valley	7 6
LAST 10 GAMES											
158 H	Grand Canyon	20 6	191 A	Utah	18 12						
31 H	UCLA	6 3	191 A	Utah	2 3						
31 H	UCLA	3 1	191 A	Utah	4 5						
31 H	UCLA	2 0	2 H	Stanford	2 7						
243 A	Utah Valley	7 6	2 H	Stanford	7 8						

Non-Div. I Games:

Ari zona

Average RPI Win: 133		WON-LOST	WINNING	LAST 10	STRENGTH OF		OPP. STRENGTH	TEAM	ADJ		CONF.	ADJ CONF.
Average RPI Loss: 41		RECORD	PCT. RANK	GAMES	SCHEDULE		OF SCHEDULE	RPI	RPI		RPI	RPI
DIV. I ONLY		33-15-0	.6875	26	7-3-0		91	13	37		2	2
DIV. I NON-CONF.		21-3-0	.875	5	5-1-0		230	60	30		3	3
TOTALS		RPI 1-25	RPI 26-50		W-L RECORDS		RPI 51-100		RPI 101-150		RPI 150+	
33-15-0		7-9-0	1-0-0		OVERALL		5-5-0		6-0-0		14-1-0	
21-9-0		6-6-0	0-0-0		HOME		4-3-0		2-0-0		9-0-0	
10-6-0		1-3-0	1-0-0		AWAY		1-2-0		3-0-0		4-1-0	
2-0-0		0-0-0	0-0-0		NEUTRAL		0-0-0		1-0-0		1-0-0	
21-3-0		2-2-0	1-0-0		NON-CONFERENCE		3-1-0		3-0-0		12-0-0	
16-2-0		2-1-0	0-0-0		HOME		3-1-0		2-0-0		9-0-0	
3-1-0		0-1-0	1-0-		AWAY		0-0-0		0-0-0		2-0-0	
2-0-0		0-0-0	0-0-0		NEUTRAL		0-0-0		1-0-0		1-0-0	
12-12-0		5-7-0	0-0-0		CONFERENCE		2-4-0		3-0-0		2-1-0	
5-7-0		4-5-0	0-0-0		HOME		1-2-0		0-0-0		0-0-0	
7-5-0		1-2-0	0-0-0		AWAY		1-2-0		3-0-0		2-1-0	
0-0-0		0-0-0	0-0-0		NEUTRAL		0-0-0		0-0-0		0-0-0	
RPI S	Opponent	Score	RPI S	Opponent	Score	RPI S	Opponent	Score	RPI S	Opponent	Score	
3 H	North Carolina	5 4	42 A	Vanderbil t	8 4	65 H	Indiana St.	10 6	110 A	Virginia Tech	3 1	
3 H	North Carolina	6 4				65 H	Indiana St.	3 2	110 A	Virginia Tech	16 1	
3 H	North Carolina	3 10				65 H	Indiana St.	1 3	110 A	Virginia Tech	3 2	
8 H	Clemson	3 4				71 A	Wake Forest	3 6	118 H	Xavier	6 4	
8 H	Clemson	5 1				71 A	Wake Forest	1 2	141 H	Morehead St.	16 10	
8 H	Clemson	1 3				71 A	Wake Forest	11 6	142 N	Richmond	4 3	
9 H	Texas Tech	4 8				76 H	Virginia	1 2	157 A	Boston College	11 3	
9 H	Texas Tech	7 4				76 H	Virginia	5 4	157 A	Boston College	1 2	
10 A	Florida St.	7 8				76 H	Virginia	4 5	157 A	Boston College	6 1	
10 A	Florida St.	4 9				86 H	Wright St.	8 4	170 H	Eastern Ky.	4 2	
10 A	Florida St.	6 1							179 A	Western Ky.	8 5	
15 A	Kentucky	5 8							179 H	Western Ky.	5 4	
15 H	Kentucky	8 2							201 N	George Mason	15 8	
17 H	NC State	8 2							253 A	The Citadel	8 3	
17 H	NC State	6 9							260 H	Western Caro.	3 2	
17 H	NC State	3 10							260 H	Western Caro.	8 7	
									260 H	Western Caro.	16 4	
									269 H	Northern Ky.	7 2	
									277 H	Youngstown St.	12 2	
									277 H	Youngstown St.	8 1	
									277 H	Youngstown St.	11 0	
LAST 10 GAMES												
86 H	Wright St.	8 4	65 H	Indiana St.	1 3							
157 A	Boston College	1 2	65 H	Indiana St.	10 6							
157 A	Boston College	11 3	65 H	Indiana St.	3 2							
157 A	Boston College	6 1	179 H	Western Ky.	5 4							
42 A	Vanderbil t	8 4	76 H	Virginia	1 2							

Non-Div. I Games:

Loui svi l l e

Average RPI Win: 109		WON-LOST RECORD		WINNING PCT. RANK		LAST 10 GAMES		STRENGTH OF SCHEDULE		OPP. STRENGTH OF SCHEDULE		TEAM RPI		ADJ RPI		CONF. RPI		ADJ CONF. RPI					
DIV. I ONLY		26-22-0		.54167		123		7-3-0		13		42		38		.56138		38		1		1	
DIV. I NON-CONF.		14-9-0		.6087		85		0-0-0		126		253		74		.53577		74		1		1	
TOTALS		RPI 1-25		RPI 26-50		W-L RECORDS		RPI 51-100		RPI 101-150		RPI 150+											
26-22-0		8-5-0		1-8-0		OVERALL		6-4-0		2-1-0		9-4-0											
13-7-0		6-3-0		0-3-0		HOME		0-0-0		2-0-0		5-1-0											
7-14-0		1-2-0		1-5-0		AWAY		3-3-0		0-1-0		2-3-0											
6-1-0		1-0-0		0-0-0		NEUTRAL		3-1-0		0-0-0		2-0-0											
14-9-0		0-0-0		0-3-0		NON-CONFERENCE		3-1-0		2-1-0		9-4-0											
7-1-0		0-0-0		0-0-0		HOME		0-0-0		2-0-0		5-1-0											
2-7-0		0-0-0		0-0-		AWAY		0-0-0		0-1-0		2-3-0											
5-1-0		0-0-0		0-0-0		NEUTRAL		3-1-0		0-0-0		2-0-0											
12-13-0		8-5-0		1-5-0		CONFERENCE		3-3-0		0-0-0		0-0-0											
6-6-0		6-3-0		0-3-0		HOME		0-0-0		0-0-0		0-0-0											
5-7-0		1-2-0		1-2-0		AWAY		3-3-0		0-0-0		0-0-0											
1-0-0		1-0-0		0-0-0		NEUTRAL		0-0-0		0-0-0		0-0-0											
RPI	S	Opponent		Score		RPI	S	Opponent		Score		RPI	S	Opponent		Score							
5	H	Arkansas		6 5		32	A	Missouri		3 1		52	A	LSU		1 10							
5	H	Arkansas		7 5		32	A	Missouri		1 4		52	A	LSU		0 4							
5	H	Arkansas		5 3		32	A	Missouri		4 5		52	A	LSU		4 1							
6	A	Auburn		5 7		34	A	Southern Miss.		2 5		53	N	Louisiana		3 1							
6	A	Auburn		1 2		34	A	Southern Miss.		0 11		58	N	Sam Houston St.		4 1							
6	A	Auburn		7 2		34	A	Southern Miss.		4 7		61	N	Houston		3 2							
11	H	Ole Miss		1 6		42	H	Vanderbilt		3 4		80	A	Alabama		6 4							
11	H	Ole Miss		7 5		42	H	Vanderbilt		0 5		80	A	Alabama		14 12							
11	H	Ole Miss		13 3		42	H	Vanderbilt		1 10		80	A	Alabama		3 4							
11	N	Ole Miss		7 6								98	N	Southeastern La.		5 11							
13	H	Texas A&M		11 6																			
13	H	Texas A&M		4 7																			
13	H	Texas A&M		3 6																			
						LAST 10 GAMES																	
						80	A	Alabama		6 4		13	H	Texas A&M		3 6							
						80	A	Alabama		3 4		11	N	Ole Miss		7 6							
						80	A	Alabama		14 12		5	H	Arkansas		7 5							
						13	H	Texas A&M		4 7		5	H	Arkansas		5 3							
						13	H	Texas A&M		11 6		5	H	Arkansas		6 5							

Non-Div. I Games:

Mississippi St.

Average RPI Win: 119		WON-LOST RECORD		WINNING PCT. RANK		LAST 10 GAMES		STRENGTH OF SCHEDULE		OPP. STRENGTH OF SCHEDULE		TEAM RPI		ADJ RPI		CONF. RPI		ADJ CONF. RPI					
DIV. I ONLY		28-19-0		.59574 81		8-2-0		19		24		39		.56073 39		1		1					
DIV. I NON-CONF.		15-8-0		.65217 60		1-0-0		198		204		141		.505 141		1		1					
TOTALS		RPI 1-25		RPI 26-50		W-L RECORDS		RPI 51-100		RPI 101-150		RPI 150+											
28-19-0		6-13-0		2-1-0		OVERALL		7-0-0		1-0-0		12-5-0											
22-8-0		4-3-0		0-0-0		HOME		7-0-0		1-0-0		10-5-0											
6-9-0		2-8-0		2-1-0		AWAY		0-0-0		0-0-0		2-0-0											
0-2-0		0-2-0		0-0-0		NEUTRAL		0-0-0		0-0-0		0-0-0											
15-8-0		1-3-0		0-0-0		NON-CONFERENCE		1-0-0		1-0-0		12-5-0											
13-5-0		1-0-0		0-0-0		HOME		1-0-0		1-0-0		10-5-0											
2-1-0		0-1-0		0-0-		AWAY		0-0-0		0-0-0		2-0-0											
0-2-0		0-2-0		0-0-0		NEUTRAL		0-0-0		0-0-0		0-0-0											
13-11-0		5-10-0		2-1-0		CONFERENCE		6-0-0		0-0-0		0-0-0											
9-3-0		3-3-0		0-0-0		HOME		6-0-0		0-0-0		0-0-0											
4-8-0		2-7-0		2-1-0		AWAY		0-0-0		0-0-0		0-0-0											
0-0-0		0-0-0		0-0-0		NEUTRAL		0-0-0		0-0-0		0-0-0											
RPI	S	Opponent		Score		RPI	S	Opponent		Score		RPI	S	Opponent		Score							
1	H	Florida		2 3		42	A	Vanderbi l t		8 7		52	H	LSU		11 0							
1	H	Florida		15 7		42	A	Vanderbi l t		10 9		52	H	LSU		8 6							
1	H	Florida		3 7		42	A	Vanderbi l t		1 8		52	H	LSU		11 4							
3	N	North Carolina		3 11								64	H	Tennessee		6 2							
4	A	Georgia		3 12								64	H	Tennessee		6 1							
4	A	Georgia		0 3								64	H	Tennessee		6 3							
4	A	Georgia		5 7								73	H	Davi dson		5 4							
5	A	Arkansas		0 2																			
5	A	Arkansas		3 2																			
5	A	Arkansas		0 3																			
8	A	Clemson		7 8																			
8	H	Clemson		3 2																			
8	N	Clemson		1 5																			
11	H	Ole Miss		5 6																			
11	H	Ole Miss		13 5																			
11	H	Ole Miss		11 6																			
15	A	Kentucky		15 1																			
15	A	Kentucky		1 14																			
15	A	Kentucky		5 10																			
LAST 10 GAMES																							
11 H Ole Miss						5 6						42 A Vanderbi l t						8 7					
11 H Ole Miss						11 6						154 A Furman						10 2					
11 H Ole Miss						13 5						52 H LSU						8 6					
42 A Vanderbi l t						10 9						52 H LSU						11 4					
42 A Vanderbi l t						1 8						52 H LSU						11 0					

Non-Div. I Games:

South Carolina

Average RPI Win:		130	WON-LOST		WINNING		LAST 10		STRENGTH OF		OPP. STRENGTH		TEAM		ADJ		CONF.		ADJ CONF.					
Average RPI Loss:		73	RECORD		PCT. RANK		GAMES		SCHEDULE		OF SCHEDULE		RPI		RPI		RPI		RPI					
DIV. I ONLY			25-20-0		.55556		109		8-2-0		22		66		40		.56054		40		15		15	
DIV. I NON-CONF.			12-15-0		.44444		181		0-1-0		1		12		39		.56257		39		14		14	
TOTALS		RPI 1-25		RPI 26-50				W-L RECORDS				RPI 51-100				RPI 101-150				RPI 150+				
25-20-0		1-5-0		1-4-0				OVERALL				6-4-0				5-4-0				12-3-0				
12-8-0		0-0-0		0-1-0				HOME				1-3-0				3-3-0				8-1-0				
13-12-0		1-5-0		1-3-0				AWAY				5-1-0				2-1-0				4-2-0				
0-0-0		0-0-0		0-0-0				NEUTRAL				0-0-0				0-0-0				0-0-0				
12-15-0		1-5-0		1-4-0				NON-CONFERENCE				3-4-0				4-2-0				3-0-0				
6-5-0		0-0-0		0-1-0				HOME				1-3-0				2-1-0				3-0-0				
6-10-0		1-5-0		1-0-				AWAY				2-1-0				2-1-0				0-0-0				
0-0-0		0-0-0		0-0-0				NEUTRAL				0-0-0				0-0-0				0-0-0				
13-5-0		0-0-0		0-0-0				CONFERENCE				3-0-0				1-2-0				9-3-0				
6-3-0		0-0-0		0-0-0				HOME				0-0-0				1-2-0				5-1-0				
7-2-0		0-0-0		0-0-0				AWAY				3-0-0				0-0-0				4-2-0				
0-0-0		0-0-0		0-0-0				NEUTRAL				0-0-0				0-0-0				0-0-0				
RPI	S	Opponent		Score		RPI	S	Opponent		Score		RPI	S	Opponent		Score		RPI	S	Opponent		Score		
2	A	Stanford		1	5	31	A	UCLA		4	12	59	H	Nevada		0	2	103	H	Pepperdine		3	2	
2	A	Stanford		3	5	31	H	UCLA		2	12	61	H	Houston		2	1	113	H	Long Beach St.		2	5	
2	A	Stanford		5	6	50	A	San Diego St.		6	9	61	H	Houston		4	9	113	H	Long Beach St.		1	3	
7	A	Oregon St.		5	3	50	A	San Diego St.		3	6	61	H	Houston		5	10	113	H	Long Beach St.		2	1	
7	A	Oregon St.		4	6	50	A	San Diego St.		13	9	81	A	Tulane		9	3	115	H	Southern California		1	3	
7	A	Oregon St.		4	5							81	A	Tulane		3	9	117	A	Arizona St.		7	6	
												81	A	Tulane		9	6	117	A	Arizona St.		2	1	
												87	A	UC Irvine		5	3	127	A	San Diego		4	10	
												87	A	UC Irvine		8	3	127	H	San Diego		9	3	
												87	A	UC Irvine		7	6	158	H	Grand Canyon		2	0	
																		158	H	Grand Canyon		7	3	
																		158	H	Grand Canyon		10	2	
																		159	H	Hawaii		4	6	
																		159	H	Hawaii		6	3	
																		159	H	Hawaii		8	0	
																		172	H	Cal Poly		5	4	
																		172	H	Cal Poly		6	3	
																		172	H	Cal Poly		5	1	
																		195	A	UC Santa Barbara		1	2	
																		195	A	UC Santa Barbara		5	6	
																		195	A	UC Santa Barbara		3	0	
																		207	A	UC Davis		5	0	
																		207	A	UC Davis		5	4	
																		207	A	UC Davis		5	0	
LAST 10 GAMES						LAST 10 GAMES						LAST 10 GAMES						LAST 10 GAMES						
						207	A	UC Davis		5	0	87	A	UC Irvine		8	3							
						207	A	UC Davis		5	0	31	A	UCLA		4	12							
						207	A	UC Davis		5	4	159	H	Hawaii		8	0							
						87	A	UC Irvine		7	6	159	H	Hawaii		4	6							
						87	A	UC Irvine		5	3	159	H	Hawaii		6	3							

Non-Div. I Games:

Cal St. Fullerton

Average RPI Win: 108		WON-LOST RECORD		WINNING PCT. RANK		LAST 10 GAMES		STRENGTH OF SCHEDULE		OPP. STRENGTH OF SCHEDULE		TEAM RPI		ADJ RPI		CONF. RPI		ADJ CONF. RPI	
DIV. I ONLY		31-18-0		.63265 62		5-5-0		39		27		41		.56022 41		3		3	
DIV. I NON-CONF.		18-9-0		.66667 50		1-0-0		89		62		61		.54579 61		2		2	
TOTALS		RPI 1-25		RPI 26-50		W-L RECORDS		RPI 51-100		RPI 101-150		RPI 150+							
31-18-0		2-9-0		5-2-0		OVERALL		10-4-0		5-1-0		9-2-0							
25-7-0		1-3-0		4-0-0		HOME		8-2-0		4-0-0		8-2-0							
5-7-0		1-4-0		0-2-0		AWAY		2-1-0		1-0-0		1-0-0							
1-4-0		0-2-0		1-0-0		NEUTRAL		0-1-0		0-1-0		0-0-0							
18-9-0		0-1-0		2-2-0		NON-CONFERENCE		5-3-0		2-1-0		9-2-0							
15-4-0		0-0-0		1-0-0		HOME		5-2-0		1-0-0		8-2-0							
2-3-0		0-1-0		0-0-		AWAY		0-0-0		1-0-0		1-0-0							
1-2-0		0-0-0		1-0-0		NEUTRAL		0-1-0		0-1-0		0-0-0							
13-9-0		2-8-0		3-0-0		CONFERENCE		5-1-0		3-0-0		0-0-0							
10-3-0		1-3-0		3-0-0		HOME		3-0-0		3-0-0		0-0-0							
3-4-0		1-3-0		0-0-0		AWAY		2-1-0		0-0-0		0-0-0							
0-2-0		0-2-0		0-0-0		NEUTRAL		0-0-0		0-0-0		0-0-0							
RPI	S	Opponent		Score		RPI	S	Opponent		Score		RPI	S	Opponent		Score			
9	A	Texas Tech		4	5	27	A	Wichita St.		1	2	51	H	Baylor		6	1		
9	A	Texas Tech		12	5	28	N	Indiana		6	3	51	H	Baylor		5	4		
9	A	Texas Tech		6	12	43	A	DBU		2	5	51	H	Baylor		4	2		
20	A	Oklahoma St.		0	8	43	H	DBU		15	3	56	N	South Alabama		5	6		
20	H	Oklahoma St.		1	7	46	H	West Virginia		10	2	66	A	TCU		6	3		
20	N	Oklahoma St.		2	9	46	H	West Virginia		19	6	66	A	TCU		2	6		
20	N	Oklahoma St.		1	10	46	H	West Virginia		2	1	66	A	TCU		8	5		
22	H	Texas		3	5							67	H	Little Rock		13	0		
22	H	Texas		6	0							80	H	Alabama		1	13		
22	H	Texas		6	7							80	H	Alabama		16	4		
25	A	Coastal Caro.		3	4							80	H	Alabama		2	1		
												85	H	Kennesaw St.		4	1		
												85	H	Kennesaw St.		3	1		
												85	H	Kennesaw St.		4	9		
				LAST 10 GAMES															
				147	H	Kansas St.		4	3	20	A	Oklahoma St.		0	8				
				147	H	Kansas St.		2	0	153	A	UT Arlington		11	5				
				147	H	Kansas St.		12	0	9	A	Texas Tech		12	5				
				20	N	Oklahoma St.		2	9	9	A	Texas Tech		6	12				
				20	N	Oklahoma St.		1	10	9	A	Texas Tech		4	5				

Non-Div. I Games:

Oklahoma

Average RPI Win:		87	WON-LOST		WINNING		LAST 10		STRENGTH OF		OPP. STRENGTH		TEAM	ADJ		CONF.	ADJ CONF.						
Average RPI Loss:		56	RECORD		PCT. RANK		GAMES		SCHEDULE		OF SCHEDULE		RPI	RPI		RPI	RPI						
DIV. I ONLY			25-23-0		.52083		138		2-8-0		1		20		42		.56016						
DIV. I NON-CONF.			14-10-0		.58333		96		0-2-0		52		125		82		.52872						
TOTALS		RPI 1-25		RPI 26-50		W-L RECORDS		RPI 51-100		RPI 101-150		RPI 150+											
25-23-0		6-10-0		6-5-0		OVERALL		5-3-0		1-2-0		7-3-0											
18-9-0		6-4-0		1-3-0		HOME		3-1-0		1-0-0		7-1-0											
5-10-0		0-6-0		5-2-0		AWAY		0-0-0		0-2-0		0-0-0											
2-4-0		0-0-0		0-0-0		NEUTRAL		2-2-0		0-0-0		0-2-0											
14-10-0		2-2-0		1-1-0		NON-CONFERENCE		3-2-0		1-2-0		7-3-0											
11-4-0		2-2-0		0-1-0		HOME		1-0-0		1-0-0		7-1-0											
1-2-0		0-0-0		1-0-		AWAY		0-0-0		0-2-0		0-0-0											
2-4-0		0-0-0		0-0-0		NEUTRAL		2-2-0		0-0-0		0-2-0											
11-13-0		4-8-0		5-4-0		CONFERENCE		2-1-0		0-0-0		0-0-0											
7-5-0		4-2-0		1-2-0		HOME		2-1-0		0-0-0		0-0-0											
4-8-0		0-6-0		4-2-0		AWAY		0-0-0		0-0-0		0-0-0											
0-0-0		0-0-0		0-0-0		NEUTRAL		0-0-0		0-0-0		0-0-0											
RPI	S	Opponent		Score		RPI	S	Opponent		Score		RPI	S	Opponent		Score							
1	A	Florida		4 8		31	A	UCLA		6 3		52	H	LSU		2 6							
1	A	Florida		2 10		32	A	Missouri		1 3		52	H	LSU		1 0							
1	A	Florida		2 8		32	A	Missouri		6 2		52	H	LSU		4 2							
4	H	Georgia		8 3		32	A	Missouri		1 2		53	N	Louisiana		0 3							
4	H	Georgia		5 3		37	H	Louisville		4 8		58	N	Sam Houston St.		6 7							
4	H	Georgia		2 3		38	A	Mississippi St.		4 3		61	N	Houston		9 4							
6	A	Auburn		0 14		38	A	Mississippi St.		10 1		65	H	Indiana St.		8 5							
6	A	Auburn		5 11		38	A	Mississippi St.		5 0		66	N	TCU		7 4							
6	A	Auburn		1 4		39	H	South Carolina		8 1													
11	H	Ole Miss		3 11		39	H	South Carolina		9 10													
11	H	Ole Miss		8 7		39	H	South Carolina		7 8													
11	H	Ole Miss		8 7																			
19	H	Duke		9 1																			
19	H	Duke		4 5																			
19	H	Duke		9 1																			
23	H	Tennessee Tech		4 6																			
LAST 10 GAMES						LAST 10 GAMES						LAST 10 GAMES											
23 H Tennessee Tech						4 6						39 H South Carolina						9 10					
6 A Auburn						0 14						39 H South Carolina						8 1					
6 A Auburn						5 11						39 H South Carolina						7 8					
6 A Auburn						1 4						32 A Missouri						6 2					
37 H Louisville						4 8						32 A Missouri						1 3					

Non-Div. I Games:

Vanderbilt

DBU

Average RPI Win:		136	WON-LOST RECORD		WINNING PCT. RANK		LAST 10 GAMES		STRENGTH OF SCHEDULE		OPP. STRENGTH OF SCHEDULE		TEAM RPI		ADJ RPI		CONF. RPI		ADJ CONF. RPI					
DIV. I ONLY			32-15-0		.68085		32		7-3-0		110		67		43		.55882		43		10		10	
DIV. I NON-CONF.			20-12-0		.625		71		2-2-0		36		52		41		.55828		41		8		8	
TOTALS		RPI 1-25		RPI 26-50		W-L RECORDS		RPI 51-100		RPI 101-150		RPI 150+												
32-15-0		3-4-0		1-1-0		OVERALL		9-6-0		7-1-0		12-3-0												
22-5-0		1-1-0		1-0-0		HOME		3-2-0		7-1-0		10-1-0												
10-10-0		2-3-0		0-1-0		AWAY		6-4-0		0-0-0		2-2-0												
0-0-0		0-0-0		0-0-0		NEUTRAL		0-0-0		0-0-0		0-0-0												
20-12-0		3-4-0		1-1-0		NON-CONFERENCE		5-4-0		4-1-0		7-2-0												
16-5-0		1-1-0		1-0-0		HOME		3-2-0		4-1-0		7-1-0												
4-7-0		2-3-0		0-0-		AWAY		2-2-0		0-0-0		0-1-0												
0-0-0		0-0-0		0-0-0		NEUTRAL		0-0-0		0-0-0		0-0-0												
12-3-0		0-0-0		0-0-0		CONFERENCE		4-2-0		3-0-0		5-1-0												
6-0-0		0-0-0		0-0-0		HOME		0-0-0		3-0-0		3-0-0												
6-3-0		0-0-0		0-0-0		AWAY		4-2-0		0-0-0		2-1-0												
0-0-0		0-0-0		0-0-0		NEUTRAL		0-0-0		0-0-0		0-0-0												
RPI	S	Opponent		Score		RPI	S	Opponent		Score		RPI	S	Opponent		Score								
8	A	Clemson		1	12	41	A	Oklahoma		3	15	51	H	Baylor		2	5							
8	A	Clemson		2	3	41	H	Oklahoma		5	2	58	A	Sam Houston St.		9	7							
8	A	Clemson		1	9							58	A	Sam Houston St.		5	6							
9	A	Texas Tech		10	4							58	A	Sam Houston St.		21	3							
9	H	Texas Tech		6	5							65	A	Indiana St.		7	3							
20	A	Oklahoma St.		6	4							65	A	Indiana St.		12	10							
20	H	Oklahoma St.		2	4							65	A	Indiana St.		0	6							
												66	A	TCU		0	7							
												66	H	TCU		3	2							
												89	H	Air Force		0	6							
												89	H	Air Force		7	1							
												89	H	Air Force		11	3							
												94	A	Illinois St.		17	11							
												94	A	Illinois St.		3	4							
												94	A	Illinois St.		9	4							
LAST 10 GAMES						LAST 10 GAMES						LAST 10 GAMES												
						9	A	Texas Tech		10	4	153	H	UT Arlington		5	3							
						270	H	Evansville		7	1	186	A	Valparaiso		2	9							
						270	H	Evansville		11	1	186	A	Valparaiso		9	3							
						270	H	Evansville		3	1	186	A	Valparaiso		8	1							
						66	A	TCU		0	7	20	H	Oklahoma St.		2	4							

Non-Div. I Games:

DBU

Average RPI Win:		150	WON-LOST		WINNING		LAST 10		STRENGTH OF		OPP. STRENGTH		TEAM	ADJ		CONF.	ADJ CONF.		
Average RPI Loss:		61	RECORD		PCT. RANK		GAMES		SCHEDULE		OF SCHEDULE		RPI	RPI		RPI	RPI		
DIV. I ONLY			32-16-0		.66667		39		6-4-0		100		52		45		.55706		
DIV. I NON-CONF.			18-6-0		.75		28		1-1-0		62		86		17		.58927		
TOTALS		RPI 1-25		RPI 26-50		W-L RECORDS		RPI 51-100		RPI 101-150		RPI 150+							
32-16-0		3-7-0		0-0-0		OVERALL		4-6-0		6-1-0		19-2-0							
20-7-0		3-3-0		0-0-0		HOME		1-2-0		4-1-0		12-1-0							
12-9-0		0-4-0		0-0-0		AWAY		3-4-0		2-0-0		7-1-0							
0-0-0		0-0-0		0-0-0		NEUTRAL		0-0-0		0-0-0		0-0-0							
18-6-0		2-5-0		0-0-0		NON-CONFERENCE		0-1-0		4-0-0		12-0-0							
14-1-0		2-1-0		0-0-0		HOME		0-0-0		2-0-0		10-0-0							
4-5-0		0-4-0		0-0-		AWAY		0-1-0		2-0-0		2-0-0							
0-0-0		0-0-0		0-0-0		NEUTRAL		0-0-0		0-0-0		0-0-0							
14-10-0		1-2-0		0-0-0		CONFERENCE		4-5-0		2-1-0		7-2-0							
6-6-0		1-2-0		0-0-0		HOME		1-2-0		2-1-0		2-1-0							
8-4-0		0-0-0		0-0-0		AWAY		3-3-0		0-0-0		5-1-0							
0-0-0		0-0-0		0-0-0		NEUTRAL		0-0-0		0-0-0		0-0-0							
RPI	S	Opponent		Score		RPI	S	Opponent		Score		RPI	S	Opponent		Score			
6	A	Auburn		5	6					53	A	Louisiana	8	5	105	A	Samford	5	4
10	A	Florida St.		3	7					53	A	Louisiana	3	4	105	H	Samford	14	2
10	A	Florida St.		5	6					53	A	Louisiana	6	2	108	A	Jacksonville St.	16	13
10	A	Florida St.		4	9					67	H	Little Rock	1	3	108	H	Jacksonville St.	8	2
23	H	Tennessee Tech		10	7					67	H	Little Rock	2	0	123	H	Georgia St.	2	5
23	H	Tennessee Tech		13	12					67	H	Little Rock	1	3	123	H	Georgia St.	8	3
23	H	Tennessee Tech		6	10					72	A	Ga. Southern	0	3	123	H	Georgia St.	14	4
25	H	Coastal Caro.		4	5					72	A	Ga. Southern	7	0	152	H	Gardner-Webb	6	0
25	H	Coastal Caro.		4	2					72	A	Ga. Southern	4	7	152	H	Gardner-Webb	6	3
25	H	Coastal Caro.		2	3					72	A	Ga. Southern	4	7	152	H	Gardner-Webb	6	4
										80	A	Alabama	3	4	152	H	Gardner-Webb	6	4
															153	H	UT Arlington	11	16
															153	H	UT Arlington	7	6
															153	H	UT Arlington	8	4
															176	A	Appalachian St.	6	2
															176	A	Appalachian St.	15	3
															176	A	Appalachian St.	2	5
															182	A	Arkansas St.	13	10
															182	A	Arkansas St.	4	3
															182	A	Arkansas St.	12	9
															185	A	UAB	4	1
															185	H	UAB	3	2
															226	A	Alabama St.	10	2
															226	H	Alabama St.	14	1
															261	H	UT Martin	6	2
															261	H	UT Martin	14	2
															261	H	UT Martin	10	4
															261	H	UT Martin	12	1
															285	H	Alabama A&M	10	2
				LAST 10 GAMES															
				72 A Ga. Southern				153 H UT Arlington				7							
				72 A Ga. Southern				153 H UT Arlington				8							
				72 A Ga. Southern				80 A Alabama				3							
				108 H Jacksonville St.				182 A Arkansas St.				12							
				153 H UT Arlington				182 A Arkansas St.				13							

Non-Div. I Games:

Troy

Average RPI Win: 189		WON-LOST	WINNING	LAST 10	STRENGTH OF		OPP. STRENGTH	TEAM	ADJ		CONF.	ADJ CONF.				
Average RPI Loss: 83		RECORD	PCT. RANK	GAMES	SCHEDULE		OF SCHEDULE	RPI	RPI		RPI	RPI				
DIV. I ONLY		30-13-0	.69767	22	7-3-0		155	114	44		.55683	45				
DIV. I NON-CONF.		16-10-0	.61538	78	3-0-0		95	127	56		.54979	58				
TOTALS		RPI 1-25	RPI 26-50		W-L RECORDS		RPI 51-100		RPI 101-150		RPI 150+					
30-13-0		1-3-0	1-4-0		OVERALL		2-1-0		2-1-0		24-4-0					
17-0-0		0-0-0	0-0-0		HOME		0-0-0		2-0-0		15-0-0					
11-10-0		1-3-0	1-3-0		AWAY		0-0-0		0-1-0		9-3-0					
2-3-0		0-0-0	0-1-0		NEUTRAL		2-1-0		0-0-0		0-1-0					
16-10-0		1-3-0	0-2-0		NON-CONFERENCE		2-1-0		0-1-0		13-3-0					
10-0-0		0-0-0	0-0-0		HOME		0-0-0		0-0-0		10-0-0					
4-7-0		1-3-0	0-0-		AWAY		0-0-0		0-1-0		3-2-0					
2-3-0		0-0-0	0-1-0		NEUTRAL		2-1-0		0-0-0		0-1-0					
14-3-0		0-0-0	1-2-0		CONFERENCE		0-0-0		2-0-0		11-1-0					
7-0-0		0-0-0	0-0-0		HOME		0-0-0		2-0-0		5-0-0					
7-3-0		0-0-0	1-2-0		AWAY		0-0-0		0-0-0		6-1-0					
0-0-0		0-0-0	0-0-0		NEUTRAL		0-0-0		0-0-0		0-0-0					
RPI	S	Opponent	Score		RPI	S	Opponent	Score		RPI	S	Opponent	Score			
2	A	Stanford	0	7	36	N	Arizona	5	9	93	N	Army West Point	12	6		
2	A	Stanford	4	7	49	A	Iowa	2	4	93	N	Army West Point	7	3		
2	A	Stanford	2	3	49	A	Iowa	5	7	93	N	Army West Point	3	4		
2	A	Stanford	5	0	49	A	Iowa	10	2			127	A	San Di ego	1	5
					50	A	San Di ego St.	3	4			151	A	Rutgers	6	1
												151	A	Rutgers	9	4
												151	A	Rutgers	9	15
												172	N	Cal Poly	1	8
												174	H	Del aware	6	2
												174	H	Del aware	11	0
												174	H	Del aware	4	2
												175	A	Lipscomb	2	4
												175	A	Lipscomb	16	11
												175	A	Lipscomb	4	7
												197	A	Eastern Mi ch.	12	5
												197	H	Eastern Mi ch.	6	4
												216	A	Mi chi gan St.	3	1
												216	H	Mi chi gan St.	12	3
												216	H	Mi chi gan St.	11	0
												217	H	Western Mi ch.	7	6
												231	A	Northwestern	7	3
												231	A	Northwestern	3	0
												231	A	Northwestern	6	0
												235	A	Central Mi ch.	9	2
												235	H	Central Mi ch.	8	5
												237	H	Penn St.	8	7
												237	H	Penn St.	14	2
												237	H	Penn St.	19	5
												247	H	Oakl and	10	3
												279	H	Bowl ing Green	8	6
												279	H	Bowl ing Green	5	4
												279	H	Bowl ing Green	10	7
LAST 10 GAMES					235	A	Central Mi ch.	9	2	197	H	Eastern Mi ch.	6	4		
					49	A	Iowa	5	7							
					151	A	Rutgers	6	1	49	A	Iowa	10	2		
					151	A	Rutgers	9	4	49	A	Iowa	2	4		
					151	A	Rutgers	9	15	237	H	Penn St.	14	2		
					197	A	Eastern Mi ch.	12	5							

Non-Div. I Games: Lawrence Tech 3 8

Mi chi gan

Average RPI Win:		125	WON-LOST		WINNING		LAST 10		STRENGTH OF		OPP. STRENGTH		TEAM		ADJ		CONF.		ADJ CONF.		
Average RPI Loss:		65	RECORD		PCT. RANK		GAMES		SCHEDULE		OF SCHEDULE		RPI		RPI		RPI		RPI		
DIV. I ONLY			24-21-0		.53333		128		6-4-0		16		75		46		.55637		46		
DIV. I NON-CONF.			17-10-0		.62963		69		2-0-0		15		220		27		.57804		27		
TOTALS		RPI 1-25		RPI 26-50		W-L RECORDS		RPI 51-100		RPI 101-150		RPI 150+									
24-21-0		5-10-0		0-3-0		OVERALL		5-3-0		5-4-0		9-1-0									
13-6-0		3-3-0		0-0-0		HOME		3-1-0		3-1-0		4-1-0									
9-13-0		2-7-0		0-3-0		AWAY		1-2-0		2-1-0		4-0-0									
2-2-0		0-0-0		0-0-0		NEUTRAL		1-0-0		0-2-0		1-0-0									
17-10-0		1-5-0		0-0-0		NON-CONFERENCE		4-1-0		3-3-0		9-1-0									
8-2-0		0-0-0		0-0-0		HOME		3-1-0		1-0-0		4-1-0									
7-6-0		1-5-0		0-0-		AWAY		0-0-0		2-1-0		4-0-0									
2-2-0		0-0-0		0-0-0		NEUTRAL		1-0-0		0-2-0		1-0-0									
7-11-0		4-5-0		0-3-0		CONFERENCE		1-2-0		2-1-0		0-0-0									
5-4-0		3-3-0		0-0-0		HOME		0-0-0		2-1-0		0-0-0									
2-7-0		1-2-0		0-3-0		AWAY		1-2-0		0-0-0		0-0-0									
0-0-0		0-0-0		0-0-0		NEUTRAL		0-0-0		0-0-0		0-0-0									
RPI	S	Opponent		Score		RPI	S	Opponent		Score		RPI	S	Opponent		Score					
9	A	Texas Tech		1	4	41	A	Oklahoma		6	19	57	N	Illinois		10	8				
9	A	Texas Tech		1	0	41	A	Oklahoma		2	10	77	H	UNLV		8	7				
9	A	Texas Tech		5	8	41	A	Oklahoma		1	2	77	H	UNLV		4	11				
20	H	Oklahoma St.		4	6							77	H	UNLV		7	5				
20	H	Oklahoma St.		10	7							97	H	Pittsburgh		12	1				
20	H	Oklahoma St.		4	7							100	A	Kansas		21	3				
21	A	Jacksonville		1	2							100	A	Kansas		3	13				
21	A	Jacksonville		5	4							100	A	Kansas		2	5				
21	A	Jacksonville		4	7																
22	H	Texas		8	3																
22	H	Texas		6	11																
22	H	Texas		8	6																
23	A	Tennessee Tech		0	8																
23	A	Tennessee Tech		1	9																
25	A	Coastal Caro.		2	5																
						LAST 10 GAMES															
						100 A Kansas						2	5	22 H Texas						8	6
						100 A Kansas						3	13	22 H Texas						6	11
						100 A Kansas						21	3	199 A Marshall						11	10
						114 H Maryland						9	5	147 H Kansas St.						4	7
						22 H Texas						8	3	147 H Kansas St.						6	0

Non-Div. I Games:

West Virginia

Average RPI Win:		150	WON-LOST RECORD		WINNING PCT. RANK		LAST 10 GAMES		STRENGTH OF SCHEDULE		OPP. STRENGTH OF SCHEDULE		TEAM RPI		ADJ RPI		CONF. RPI		ADJ CONF. RPI	
DIV. I ONLY			30-14-0		.68182 29		7-3-0		117		90		47		.55549 47		10		10	
DIV. I NON-CONF.			17-12-0		.58621 95		0-2-0		74		82		69		.53812 69		8		8	
TOTALS		RPI 1-25		RPI 26-50		W-L RECORDS		RPI 51-100		RPI 101-150		RPI 150+								
30-14-0		1-5-0		1-2-0		OVERALL		9-3-0		6-1-0		13-3-0								
14-6-0		0-3-0		0-1-0		HOME		3-1-0		4-0-0		7-1-0								
11-7-0		1-2-0		0-1-0		AWAY		5-2-0		1-1-0		4-1-0								
5-1-0		0-0-0		1-0-0		NEUTRAL		1-0-0		1-0-0		2-1-0								
17-12-0		1-5-0		1-2-0		NON-CONFERENCE		2-1-0		6-1-0		7-3-0								
8-6-0		0-3-0		0-1-0		HOME		0-1-0		4-0-0		4-1-0								
4-5-0		1-2-0		0-0-		AWAY		1-0-0		1-1-0		1-1-0								
5-1-0		0-0-0		1-0-0		NEUTRAL		1-0-0		1-0-0		2-1-0								
13-2-0		0-0-0		0-0-0		CONFERENCE		7-2-0		0-0-0		6-0-0								
6-0-0		0-0-0		0-0-0		HOME		3-0-0		0-0-0		3-0-0								
7-2-0		0-0-0		0-0-0		AWAY		4-2-0		0-0-0		3-0-0								
0-0-0		0-0-0		0-0-0		NEUTRAL		0-0-0		0-0-0		0-0-0								
RPI	S	Opponent		Score		RPI	S	Opponent		Score		RPI	S	Opponent		Score				
5	A	Arkansas		7	11	32	A	Missouri		2	8	65	A	Indiana St.		5	4			
7	H	Oregon St.		6	17	32	H	Missouri		6	8	65	A	Indiana St.		4	3			
7	H	Oregon St.		2	10	49	N	Iowa		8	3	65	A	Indiana St.		4	6			
16	A	East Carolina		7	4							68	A	Bradley		5	4			
20	A	Oklahoma St.		2	4							68	A	Bradley		13	2			
20	H	Oklahoma St.		8	10							68	A	Bradley		0	2			
												84	N	Seton Hall		14	2			
												94	H	Illinois St.		12	3			
												94	H	Illinois St.		6	3			
												94	H	Illinois St.		4	2			
												100	A	Kansas		12	2			
												100	H	Kansas		4	9			

Non-Div. I Games:

Missouri St.

Average RPI Win:		125	WON-LOST RECORD		WINNING PCT. RANK		LAST 10 GAMES		STRENGTH OF SCHEDULE		OPP. STRENGTH OF SCHEDULE		TEAM RPI		ADJ RPI		CONF. RPI		ADJ CONF. RPI		
DIV. I ONLY				27-22-0	.55102	115	5-5-0		8		46		48		.55512		48	2		2	
DIV. I NON-CONF.				16-9-0	.64	64	3-2-0		20		210		55		.55164		55	3		3	
TOTALS		RPI 1-25		RPI 26-50		W-L RECORDS		RPI 51-100		RPI 101-150		RPI 150+									
27-22-0		5-14-0		0-0-0		OVERALL		9-4-0		4-3-0		9-1-0									
22-9-0		4-3-0		0-0-0		HOME		7-2-0		2-3-0		9-1-0									
5-12-0		1-10-0		0-0-0		AWAY		2-2-0		2-0-0		0-0-0									
0-1-0		0-1-0		0-0-0		NEUTRAL		0-0-0		0-0-0		0-0-0									
16-9-0		2-5-0		0-0-0		NON-CONFERENCE		3-1-0		2-2-0		9-1-0									
13-6-0		2-2-0		0-0-0		HOME		2-1-0		0-2-0		9-1-0									
3-2-0		0-2-0		0-0-		AWAY		1-0-0		2-0-0		0-0-0									
0-1-0		0-1-0		0-0-0		NEUTRAL		0-0-0		0-0-0		0-0-0									
11-13-0		3-9-0		0-0-0		CONFERENCE		6-3-0		2-1-0		0-0-0									
9-3-0		2-1-0		0-0-0		HOME		5-1-0		2-1-0		0-0-0									
2-10-0		1-8-0		0-0-0		AWAY		1-2-0		0-0-0		0-0-0									
0-0-0		0-0-0		0-0-0		NEUTRAL		0-0-0		0-0-0		0-0-0									
RPI	S	Opponent		Score		RPI	S	Opponent		Score		RPI	S	Opponent		Score					
3	A	North Carolina		8 9				68	H	Bradley 7 10		101	A	Mercer		16 8					
3	A	North Carolina		3 10				70	H	Mi ami (FL) 13 4		101	H	Mercer		2 6					
3	A	North Carolina		3 9				70	H	Mi ami (FL) 4 1		110	H	Virginia Tech		16 9					
4	A	Georgia		0 4				70	H	Mi ami (FL) 6 1		110	H	Virginia Tech		10 6					
4	H	Georgia		3 8				71	H	Wake Forest 3 6		110	H	Virginia Tech		8 10					
4	N	Georgia		1 3				71	H	Wake Forest 5 1		123	A	Georgi a St.		12 6					
6	A	Auburn		7 12				71	H	Wake Forest 7 0		123	H	Georgia St.		2 5					
6	H	Auburn		6 4				72	A	Ga. Southern 7 1		227	H	Ill. -Chi cago		5 12					
8	A	Clemson		3 7				72	H	Ga. Southern 3 1		227	H	Ill. -Chi cago		3 2					
8	A	Clemson		2 13				85	H	Kennesaw St. 17 7		227	H	Ill. -Chi cago		5 0					
8	A	Clemson		2 3				97	A	Pi ttsburgh 5 6		234	H	Radford		11 8					
10	H	Florida St.		2 1				97	A	Pi ttsburgh 3 4		234	H	Radford		4 0					
10	H	Florida St.		2 10				97	A	Pi ttsburgh 7 3		234	H	Radford		6 5					
10	H	Florida St.		16 3								256	H	Dartmouth		10 0					
14	H	Mi nnesota		3 2								256	H	Dartmouth		12 9					
17	A	NC State		13 4								256	H	Dartmouth		11 5					
17	A	NC State		2 5								271	H	Ark. -Pine Bluff		8 0					
17	A	NC State		6 9																	
18	H	UConn		7 9																	
						LAST 10 GAMES															
4 N Georgia						1 3		71 H Wake Forest						5 1							
234 H Radford						4 0		71 H Wake Forest						7 0							
234 H Radford						11 8		4 H Georgia						3 8							
234 H Radford						6 5		3 A North Carolina						3 10							
71 H Wake Forest						3 6		3 A North Carolina						8 9							

Non-Div. I Games:

Georgia Tech

Average RPI Win:		129	WON-LOST RECORD		WINNING PCT. RANK		LAST 10 GAMES		STRENGTH OF SCHEDULE		OPP. STRENGTH OF SCHEDULE		TEAM RPI		ADJ RPI		CONF. RPI		ADJ CONF. RPI					
DIV. I ONLY			33-15-0		.6875		26		8-2-0		118		53		50		.55495		50		9		9	
DIV. I NON-CONF.			18-7-0		.72		35		2-0-0		105		47		36		.56423		36		9		9	
TOTALS		RPI 1-25		RPI 26-50		W-L RECORDS		RPI 51-100		RPI 101-150		RPI 150+												
33-15-0		0-1-0		4-2-0		OVERALL		9-6-0		6-2-0		14-4-0												
20-8-0		0-1-0		4-1-0		HOME		6-2-0		3-2-0		7-2-0												
12-7-0		0-0-0		0-1-0		AWAY		3-4-0		2-0-0		7-2-0												
1-0-0		0-0-0		0-0-0		NEUTRAL		0-0-0		1-0-0		0-0-0												
18-7-0		0-1-0		4-2-0		NON-CONFERENCE		1-2-0		4-1-0		9-1-0												
12-4-0		0-1-0		4-1-0		HOME		1-1-0		1-1-0		6-0-0												
5-3-0		0-0-0		0-0-		AWAY		0-1-0		2-0-0		3-1-0												
1-0-0		0-0-0		0-0-0		NEUTRAL		0-0-0		1-0-0		0-0-0												
15-8-0		0-0-0		0-0-0		CONFERENCE		8-4-0		2-1-0		5-3-0												
8-4-0		0-0-0		0-0-0		HOME		5-1-0		2-1-0		1-2-0												
7-4-0		0-0-0		0-0-0		AWAY		3-3-0		0-0-0		4-1-0												
0-0-0		0-0-0		0-0-0		NEUTRAL		0-0-0		0-0-0		0-0-0												
RPI	S	Opponent		Score		RPI	S	Opponent		Score		RPI	S	Opponent		Score								
5	H	Arkansas		2	5	36	A	Ari zona		4	13	77	A	UNLV		22	7							
						36	H	Ari zona		3	2	77	A	UNLV		3	4							
						40	H	Cal St. Fullerton		9	6	77	A	UNLV		17	8							
						40	H	Cal St. Fullerton		6	3	77	H	UNLV		7	6							
						40	H	Cal St. Fullerton		9	13	77	H	UNLV		1	0							
						45	H	Mi chi gan		4	3	77	H	UNLV		4	2							
												78	H	Washington		6	4							
												87	A	UC Irvine		4	9							
												87	H	UC Irvine		2	10							
												89	A	Air Force		7	12							
												89	A	Air Force		0	2							
												89	A	Air Force		15	11							
												89	H	Air Force		3	7							
												89	H	Air Force		3	2							
												89	H	Air Force		3	2							
												169	H	New Mexi co		5	9							
												169	H	New Mexi co		3	2							
												169	H	New Mexi co		7	3							
												169	A	New Mexi co		3	4							
												169	A	New Mexi co		11	1							
												169	A	New Mexi co		7	2							
												169	H	Grand Canyon		5	4							
												169	A	New Mexi co		4	5							
												169	H	New Mexi co		3	2							
												169	H	New Mexi co		5	9							
												172	A	Cal Poly		4	5							
												172	A	Cal Poly		9	7							
												172	A	Cal Poly		3	2							
												195	H	UC Santa Barbara		9	1							
												195	H	UC Santa Barbara		7	5							
												195	H	UC Santa Barbara		8	4							
												222	H	CSU Bakersfi el d		5	4							
												240	A	UC Ri versi de		19	1							
												240	H	UC Ri versi de		8	6							
LAST 10 GAMES						LAST 10 GAMES						LAST 10 GAMES												
169 A New Mexi co						7 3						77 H UNLV						7 6						
169 A New Mexi co						3 4						77 H UNLV						1 0						
169 A New Mexi co						11 5						240 A UC Ri versi de						19 1						
240 H UC Ri versi de						8 6						133 H Fresno St.						7 0						
77 H UNLV						4 2						133 H Fresno St.						4 7						

Non-Div. I Games:

San Di ego St.

Average RPI Win:		133	WON-LOST RECORD		WINNING PCT. RANK		LAST 10 GAMES		STRENGTH OF SCHEDULE		OPP. STRENGTH OF SCHEDULE		TEAM RPI		ADJ RPI		CONF. RPI		ADJ CONF. RPI					
DIV. I ONLY			27-17-0		.61364		72		10-0-0		67		44		51		.55476		51		3		3	
DIV. I NON-CONF.			18-8-0		.69231		42		4-0-0		123		134		49		.55437		49		2		2	
TOTALS		RPI 1-25		RPI 26-50				W-L RECORDS				RPI 51-100				RPI 101-150				RPI 150+				
27-17-0		2-5-0		2-5-0				OVERALL				6-4-0				9-2-0				8-1-0				
16-6-0		2-1-0		0-0-0				HOME				4-3-0				5-2-0				5-0-0				
9-9-0		0-3-0		2-5-0				AWAY				1-0-0				4-0-0				2-1-0				
2-2-0		0-1-0		0-0-0				NEUTRAL				1-1-0				0-0-0				1-0-0				
18-8-0		0-1-0		2-2-0				NON-CONFERENCE				2-2-0				6-2-0				8-1-0				
10-3-0		0-0-0		0-0-0				HOME				0-1-0				5-2-0				5-0-0				
6-3-0		0-0-0		2-0-				AWAY				1-0-0				1-0-0				2-1-0				
2-2-0		0-1-0		0-0-0				NEUTRAL				1-1-0				0-0-0				1-0-0				
9-9-0		2-4-0		0-3-0				CONFERENCE				4-2-0				3-0-0				0-0-0				
6-3-0		2-1-0		0-0-0				HOME				4-2-0				0-0-0				0-0-0				
3-6-0		0-3-0		0-3-0				AWAY				0-0-0				3-0-0				0-0-0				
0-0-0		0-0-0		0-0-0				NEUTRAL				0-0-0				0-0-0				0-0-0				
RPI	S	Opponent		Score		RPI	S	Opponent		Score		RPI	S	Opponent		Score		RPI	S	Opponent		Score		
9	H	Texas Tech		4	11	31	A	UCLA		2	5	58	A	Sam Houston St.		4	2	125	H	George Washington		6	3	
9	H	Texas Tech		12	2	31	A	UCLA		8	6	58	H	Sam Houston St.		2	7	125	H	George Washington		6	1	
9	H	Texas Tech		2	0	31	A	UCLA		0	3	60	N	Louisiana Tech		6	1	125	H	George Washington		5	1	
13	N	Texas A&M		4	5	41	A	Oklahoma		1	6	66	H	TCU		6	2	136	H	Houston Baptist		1	0	
22	A	Texas		1	4	41	A	Oklahoma		2	4	66	H	TCU		6	0	136	H	Houston Baptist		2	5	
22	A	Texas		0	2	41	A	Oklahoma		4	5	66	H	TCU		4	3	136	H	Houston Baptist		6	3	
22	A	Texas		5	9	43	A	DBU		5	2	90	N	California		2	8	140	A	Texas St.		17	5	
												100	H	Kansas		5	8	140	H	Texas St.		1	6	
												100	H	Kansas		5	6	147	A	Kansas St.		8	5	
												100	H	Kansas		17	6	147	A	Kansas St.		16	3	
																		147	A	Kansas St.		18	0	
																		153	N	UT Arlington		9	1	
																		184	A	Memphis		7	0	
																		184	A	Memphis		12	8	
																		184	A	Memphis		2	7	
																		232	H	Lamar University		2	1	
																		238	H	Texas Southern		5	4	
																		271	H	Ark. -Pine Bluff		14	4	
																		294	H	Prairie View		17	5	
																		294	H	Prairie View		18	1	
LAST 10 GAMES																								
						294	H	Prairie View		18	1	66	H	TCU		4	3							
						147	A	Kansas St.		8	5	66	H	TCU		6	2							
						147	A	Kansas St.		16	3	66	H	TCU		6	0							
						147	A	Kansas St.		18	0	271	H	Ark. -Pine Bluff		14	4							
						140	A	Texas St.		17	5	238	H	Texas Southern		5	4							

Non-Div. I Games:

Baylor

Average RPI Win: 100		WON-LOST RECORD		WINNING PCT. RANK		LAST 10 GAMES		STRENGTH OF SCHEDULE		OPP. STRENGTH OF SCHEDULE		TEAM RPI		ADJ RPI		CONF. RPI		ADJ CONF. RPI	
DIV. I ONLY		28-20-0		.58333		90		28		8		52		.55467		52		1	
DIV. I NON-CONF.		16-8-0		.66667		50		145		68		85		.5272		85		1	
TOTALS		RPI 1-25		RPI 26-50		W-L RECORDS		RPI 51-100		RPI 101-150		RPI 150+							
28-20-0		6-6-0		5-7-0		OVERALL		8-6-0		0-0-0		9-1-0							
25-7-0		4-2-0		4-2-0		HOME		8-2-0		0-0-0		9-1-0							
3-12-0		2-4-0		1-5-0		AWAY		0-3-0		0-0-0		0-0-0							
0-1-0		0-0-0		0-0-0		NEUTRAL		0-1-0		0-0-0		0-0-0							
16-8-0		2-1-0		0-0-0		NON-CONFERENCE		5-6-0		0-0-0		9-1-0							
16-4-0		2-1-0		0-0-0		HOME		5-2-0		0-0-0		9-1-0							
0-3-0		0-0-0		0-0-		AWAY		0-3-0		0-0-0		0-0-0							
0-1-0		0-0-0		0-0-0		NEUTRAL		0-1-0		0-0-0		0-0-0							
12-12-0		4-5-0		5-7-0		CONFERENCE		3-0-0		0-0-0		0-0-0							
9-3-0		2-1-0		4-2-0		HOME		3-0-0		0-0-0		0-0-0							
3-9-0		2-4-0		1-5-0		AWAY		0-0-0		0-0-0		0-0-0							
0-0-0		0-0-0		0-0-0		NEUTRAL		0-0-0		0-0-0		0-0-0							
RPI	S	Opponent	Score		RPI	S	Opponent	Score		RPI	S	Opponent	Score		RPI	S	Opponent	Score	
5	H	Arkansas	6	4	32	H	Missouri	6	12	53	A	Louisiana	3	4	159	H	Hawaii	14	1
5	H	Arkansas	4	5	32	H	Missouri	4	2	53	N	Louisiana	1	3	159	H	Hawaii	5	1
5	H	Arkansas	7	5	32	H	Missouri	7	5	56	H	South Alabama	9	4	159	H	Hawaii	2	4
11	A	Ole Miss	5	2	38	H	Mississippi St.	1	4	60	H	Louisiana Tech	2	0	180	H	New Orleans	14	6
11	A	Ole Miss	3	14	38	H	Mississippi St.	4	0	64	H	Tennessee	9	3	200	H	Nicholls St.	10	1
11	A	Ole Miss	8	9	38	H	Mississippi St.	10	1	64	H	Tennessee	9	7	202	H	Toledo	8	1
13	A	Texas A&M	2	9	39	A	South Carolina	6	8	64	H	Tennessee	14	5	232	H	Lamar University	8	0
13	A	Texas A&M	4	1	39	A	South Carolina	0	11	81	A	Tulane	9	10	252	H	Sacred Heart	7	0
13	A	Texas A&M	1	3	39	A	South Carolina	4	11	81	H	Tulane	10	4	278	H	Grambling	10	3
22	H	Texas	10	5	42	A	Vanderbilt	6	2	92	H	Notre Dame	3	11	289	H	Southern U.	8	2
22	H	Texas	13	4	42	A	Vanderbilt	2	4	92	H	Notre Dame	5	10					
22	H	Texas	1	11	42	A	Vanderbilt	0	1	92	H	Notre Dame	7	6					
										98	A	Southeastern La.	4	5					
										98	H	Southeastern La.	4	2					
					LAST 10 GAMES														
					5	H	Arkansas	7	5	11	A	Ole Miss	3	14					
					5	H	Arkansas	6	4	232	H	Lamar University	8	0					
					5	H	Arkansas	4	5	39	A	South Carolina	6	8					
					11	A	Ole Miss	8	9	39	A	South Carolina	4	11					
					11	A	Ole Miss	5	2	39	A	South Carolina	0	11					

Non-Div. I Games:

LSU

Average RPI Win:		101	WON-LOST RECORD		WINNING PCT. RANK		LAST 10 GAMES		STRENGTH OF SCHEDULE		OPP. STRENGTH OF SCHEDULE		TEAM RPI		ADJ RPI		CONF. RPI		ADJ CONF. RPI					
DIV. I ONLY			28-21-0		.57143		99		7-3-0		46		31		53		.55211		53		8		8	
DIV. I NON-CONF.			13-9-0		.59091		92		2-0-0		4		29		24		.58227		24		6		6	
TOTALS		RPI 1-25		RPI 26-50				W-L RECORDS				RPI 51-100				RPI 101-150				RPI 150+				
28-21-0		3-4-0		3-4-0				OVERALL				10-9-0				4-1-0				8-3-0				
14-10-0		2-1-0		1-2-0				HOME				6-6-0				1-0-0				4-1-0				
12-9-0		1-2-0		1-1-0				AWAY				3-3-0				3-1-0				4-2-0				
2-2-0		0-1-0		1-1-0				NEUTRAL				1-0-0				0-0-0				0-0-0				
13-9-0		1-3-0		2-2-0				NON-CONFERENCE				6-4-0				2-0-0				2-0-0				
6-3-0		0-0-0		0-0-0				HOME				3-3-0				1-0-0				2-0-0				
5-4-0		1-2-0		1-0-				AWAY				2-1-0				1-0-0				0-0-0				
2-2-0		0-1-0		1-1-0				NEUTRAL				1-0-0				0-0-0				0-0-0				
15-12-0		2-1-0		1-2-0				CONFERENCE				4-5-0				2-1-0				6-3-0				
8-7-0		2-1-0		1-2-0				HOME				3-3-0				0-0-0				2-1-0				
7-5-0		0-0-0		0-0-0				AWAY				1-2-0				2-1-0				4-2-0				
0-0-0		0-0-0		0-0-0				NEUTRAL				0-0-0				0-0-0				0-0-0				
RPI	S	Opponent		Score		RPI	S	Opponent		Score		RPI	S	Opponent		Score		RPI	S	Opponent		Score		
15	N	Kentucky		4	10	34	A	Southern Miss.		8	9	52	H	LSU		4	3	123	A	Georgia St.		6	4	
22	A	Texas		3	5	34	A	Southern Miss.		7	4	52	N	LSU		3	1	123	A	Georgia St.		9	7	
22	A	Texas		2	1	38	N	Mississippi St.		1	3	56	H	South Alabama		2	1	123	A	Georgia St.		5	6	
22	A	Texas		0	3	42	N	Vanderbilt		3	0	56	H	South Alabama		5	11	146	A	McNeese		5	2	
25	H	Coastal Caro.		3	10	44	H	Troy		4	3	56	H	South Alabama		3	7	146	H	McNeese		12	10	
25	H	Coastal Caro.		12	6	44	H	Troy		2	6	60	A	Louisiana Tech		9	4	153	H	UT Arlington		2	0	
25	H	Coastal Caro.		5	1	44	H	Troy		5	8	60	H	Louisiana Tech		2	15	153	H	UT Arlington		4	2	
												67	H	Little Rock		4	0	153	H	UT Arlington		2	4	
												67	H	Little Rock		7	9	176	A	Appalachian St.		4	3	
												67	H	Little Rock		1	0	176	A	Appalachian St.		6	2	
												72	A	Ga. Southern		4	5	176	A	Appalachian St.		5	4	
												72	A	Ga. Southern		11	2	180	H	New Orleans		8	6	
												72	A	Ga. Southern		3	6	182	A	Arkansas St.		7	8	
												81	A	Tulane		5	2	182	A	Arkansas St.		2	14	
												86	H	Wright St.		3	4	182	A	Arkansas St.		6	1	
												86	H	Wright St.		6	3	200	H	Nicholls St.		2	1	
												86	H	Wright St.		2	8							
												98	A	Southeastern La.		2	5							
												98	H	Southeastern La.		4	3							
						LAST 10 GAMES																		
						25 H Coastal Caro.						3	10	123 A Georgia St.						5	6			
						25 H Coastal Caro.						5	1	180 H New Orleans						8	6			
						25 H Coastal Caro.						12	6	60 A Louisiana Tech						9	4			
						123 A Georgia St.						9	7	67 H Little Rock						7	9			
						123 A Georgia St.						6	4	67 H Little Rock						4	0			

Non-Div. I Games:

Loui si ana

Average RPI Win: 155		WON-LOST RECORD	WINNING PCT. RANK	LAST 10 GAMES	STRENGTH OF SCHEDULE	OPP. STRENGTH OF SCHEDULE	TEAM RPI	ADJ RPI		CONF. RPI	ADJ CONF. RPI	
Average RPI Loss: 134												
DIV. I ONLY		34-12-0	.73913	11	8-2-0	148	133	54	.5519	54	16	16
DIV. I NON-CONF.		19-9-0	.67857	46	0-1-0	216	102	86	.52688	86	16	16
<hr/>												
TOTALS		RPI 1-25		RPI 26-50		W-L RECORDS		RPI 51-100		RPI 101-150		RPI 150+
34-12-0		0-0-0		0-0-0		OVERALL		5-4-0		12-3-0		17-5-0
23-7-0		0-0-0		0-0-0		HOME		1-1-0		11-2-0		11-4-0
11-5-0		0-0-0		0-0-0		AWAY		4-3-0		1-1-0		6-1-0
0-0-0		0-0-0		0-0-0		NEUTRAL		0-0-0		0-0-0		0-0-0
19-9-0		0-0-0		0-0-0		NON-CONFERENCE		3-3-0		4-2-0		12-4-0
13-5-0		0-0-0		0-0-0		HOME		1-1-0		3-1-0		9-3-0
6-4-0		0-0-0		0-0-		AWAY		2-2-0		1-1-0		3-1-0
0-0-0		0-0-0		0-0-0		NEUTRAL		0-0-0		0-0-0		0-0-0
15-3-0		0-0-0		0-0-0		CONFERENCE		2-1-0		8-1-0		5-1-0
10-2-0		0-0-0		0-0-0		HOME		0-0-0		8-1-0		2-1-0
5-1-0		0-0-0		0-0-0		AWAY		2-1-0		0-0-0		3-0-0
0-0-0		0-0-0		0-0-0		NEUTRAL		0-0-0		0-0-0		0-0-0
RPI	S	Opponent	Score	RPI	S	Opponent	Score	RPI	S	Opponent	Score	
						64 A Tennessee	2 3	101 H Mercer			6 5	
						64 A Tennessee	4 11	101 H Mercer			9 3	
						64 A Tennessee	3 2	101 H Mercer			7 1	
						71 A Wake Forest	11 5	105 H Samford			7 2	
						71 H Wake Forest	9 11	105 H Samford			7 6	
						88 H Charlotte	2 0	105 H Samford			7 5	
						96 A Wofford	1 2	106 H Mari st			7 10	
						96 A Wofford	11 5	106 H Mari st			6 3	
						96 A Wofford	9 2	106 H Mari st			11 1	
								119 A High Point			4 14	
								119 H High Point			12 6	
								121 A El on			7 5	
								134 H ETSU			5 8	
								134 H ETSU			12 3	
								134 H ETSU			7 4	
								165 H VMI			6 3	
								165 H VMI			9 1	
								165 H VMI			7 8	
								171 H Georgetown			7 3	
								171 H Georgetown			5 2	
								171 H Georgetown			5 4	
								175 A Lipscomb			13 9	
								175 A Lipscomb			9 3	
								175 A Lipscomb			2 3	
								176 H Appalachi an St.			10 3	
								176 H Appalachi an St.			11 6	
								176 H Appalachi an St.			4 6	
								196 A Winthrop			3 2	
								196 H Winthrop			2 6	
								244 H N. C. A&T			2 3	
								247 H Oakland			13 8	
								248 H Lafayette			5 2	
								248 H Lafayette			13 5	
								248 H Lafayette			14 5	
LAST 10 GAMES												
						196 H Winthrop	2 6	96 A Wofford	11 5			
						101 H Mercer	7 1	96 A Wofford	1 2			
						101 H Mercer	6 5	105 H Samford	7 6			
						101 H Mercer	9 3	105 H Samford	7 2			
						96 A Wofford	9 2	105 H Samford	7 5			

Non-Div. I Games:

UNCG

RPI	S	Opponent	Score	
260	A	Western Caro.	5	3
260	A	Western Caro.	9	3
260	A	Western Caro.	3	2

[illegible]

Non-Div. I Games:

Creighton

Average RPI Win:		127	WON-LOST RECORD		WINNING PCT. RANK		LAST 10 GAMES		STRENGTH OF SCHEDULE		OPP. STRENGTH OF SCHEDULE		TEAM RPI		ADJ RPI		CONF. RPI		ADJ CONF. RPI	
DIV. I ONLY			26-20-0		.56522 102		3-7-0		66		33		56		.551 56		8		8	
DIV. I NON-CONF.			10-10-0		.5 140		0-2-0		9		13		42		.55751 42		6		6	
TOTALS		RPI 1-25		RPI 26-50		W-L RECORDS		RPI 51-100		RPI 101-150		RPI 150+								
26-20-0		1-8-0		2-2-0		OVERALL		7-4-0		5-2-0		11-4-0								
14-5-0		0-1-0		1-0-0		HOME		4-0-0		0-0-0		9-4-0								
9-14-0		1-7-0		0-1-0		AWAY		3-4-0		3-2-0		2-0-0								
3-1-0		0-0-0		1-1-0		NEUTRAL		0-0-0		2-0-0		0-0-0								
10-10-0		0-6-0		2-2-0		NON-CONFERENCE		1-1-0		2-0-0		5-1-0								
5-2-0		0-1-0		1-0-0		HOME		1-0-0		0-0-0		3-1-0								
2-7-0		0-5-0		0-0-		AWAY		0-1-0		0-0-0		2-0-0								
3-1-0		0-0-0		1-1-0		NEUTRAL		0-0-0		2-0-0		0-0-0								
16-10-0		1-2-0		0-0-0		CONFERENCE		6-3-0		3-2-0		6-3-0								
9-3-0		0-0-0		0-0-0		HOME		3-0-0		0-0-0		6-3-0								
7-7-0		1-2-0		0-0-0		AWAY		3-3-0		3-2-0		0-0-0								
0-0-0		0-0-0		0-0-0		NEUTRAL		0-0-0		0-0-0		0-0-0								
RPI	S	Opponent		Score		RPI	S	Opponent		Score		RPI	S	Opponent		Score				
6	A	Auburn		4	10	28	N	Indiana		4	8	110	N	Virginia Tech		7	5			
6	H	Auburn		6	7	34	A	Southern Mi ss.		3	5	123	A	Georgia St.		12	4			
9	A	Texas Tech		2	14	34	H	Southern Mi ss.		10	9	123	A	Georgia St.		2	7			
9	A	Texas Tech		2	5	41	N	Okl ahoma		6	5	140	A	Texas St.		11	10			
9	A	Texas Tech		1	8							140	A	Texas St.		2	5			
9	A	Texas Tech		7	9							140	A	Texas St.		10	1			
25	A	Coastal Caro.		7	14							147	N	Kansas St.		12	5			
25	A	Coastal Caro.		0	12							176	H	Appal achi an St.		2	0			
25	A	Coastal Caro.		11	6							176	H	Appal achi an St.		5	0			
												176	H	Appal achi an St.		9	1			
												180	A	New Orleans		15	9			
												180	H	New Orleans		2	8			
												182	H	Arkansas St.		3	6			
												182	H	Arkansas St.		3	6			
												182	H	Arkansas St.		9	6			
												188	H	La. -Monroe		6	0			
												188	H	La. -Monroe		5	3			
												188	H	La. -Monroe		6	12			
												190	H	Hartford		17	1			
												190	H	Hartford		6	3			
												190	H	Hartford		9	3			
												226	A	Al abama St.		18	7			
LAST 10 GAMES						LAST 10 GAMES						LAST 10 GAMES								
6 A Auburn						4	10	182 H Arkansas St.						3	6					
67 A Little Rock						4	7	182 H Arkansas St.						3	6					
67 A Little Rock						10	7	34 A Southern Mi ss.						3	5					
67 A Little Rock						9	13	140 A Texas St.						2	5					
182 H Arkansas St.						9	6	140 A Texas St.						11	10					

Non-Div. I Games:

South Alabama

Average RPI Win:	132	WON-LOST RECORD	WINNING PCT. RANK	LAST 10 GAMES	STRENGTH OF SCHEDULE	OPP. STRENGTH OF SCHEDULE	TEAM RPI	ADJ RPI	CONF. RPI	ADJ CONF. RPI				
Average RPI Loss:	89													
DIV. I ONLY		26-16-0	.61905	69	4-6-0	70	98	57	.54983	57	6	6		
DIV. I NON-CONF.		14-8-0	.63636	67	2-2-0	58	135	53	.55258	53	7	7		
<hr/>														
TOTALS	RPI 1-25	RPI 26-50		W-L RECORDS		RPI 51-100		RPI 101-150		RPI 150+				
26-16-0	1-1-0	5-7-0		OVERALL		2-1-0		7-3-0		11-4-0				
10-8-0	0-0-0	2-4-0		HOME		1-1-0		2-0-0		5-3-0				
10-5-0	1-1-0	1-2-0		AWAY		0-0-0		4-2-0		4-0-0				
6-3-0	0-0-0	2-1-0		NEUTRAL		1-0-0		1-1-0		2-1-0				
14-8-0	1-1-0	2-1-0		NON-CONFERENCE		2-1-0		5-2-0		4-3-0				
5-4-0	0-0-0	0-0-0		HOME		1-1-0		2-0-0		2-3-0				
4-2-0	1-1-0	0-0-		AWAY		0-0-0		2-1-0		1-0-0				
5-2-0	0-0-0	2-1-0		NEUTRAL		1-0-0		1-1-0		1-0-0				
12-8-0	0-0-0	3-6-0		CONFERENCE		0-0-0		2-1-0		7-1-0				
5-4-0	0-0-0	2-4-0		HOME		0-0-0		0-0-0		3-0-0				
6-3-0	0-0-0	1-2-0		AWAY		0-0-0		2-1-0		3-0-0				
1-1-0	0-0-0	0-0-0		NEUTRAL		0-0-0		0-0-0		1-1-0				
RPI	S	Opponent	Score		RPI	S	Opponent	Score		RPI	S	Opponent	Score	
25	A	Coastal Caro.	7	6	28	A	Indiana	1	2	68	H	Bradley	3	4
25	A	Coastal Caro.	4	6	28	A	Indiana	3	2	78	N	Washington	7	1
					28	A	Indiana	2	9	94	H	Illinois St.	4	2
					30	H	Ohio St.	11	3					
					30	H	Ohio St.	5	6					
					30	H	Ohio St.	5	10					
					31	N	UCLA	5	3					
					36	N	Arizona	4	3					
					46	N	West Virginia	8	10					
					49	H	Iowa	13	12					
					49	H	Iowa	5	8					
					49	H	Iowa	2	4					
<hr/>														
LAST 10 GAMES														
					30	H	Ohio St.	5	10	28	A	Indiana	1	2
					30	H	Ohio St.	11	3	28	A	Indiana	3	2
					30	H	Ohio St.	5	6	68	H	Bradley	3	4
					138	H	Southern Ill.	9	1	158	H	Grand Canyon	3	5
					28	A	Indiana	2	9	158	H	Grand Canyon	3	2

Non-Div. I Games: Concordia Chicago 9 6

Illinois

Average RPI Win:		158	WON-LOST RECORD		WINNING PCT. RANK	LAST 10 GAMES		STRENGTH OF SCHEDULE		OPP. STRENGTH OF SCHEDULE	TEAM RPI	ADJ RPI	CONF. RPI	ADJ CONF. RPI			
Average RPI Loss:		90															
DIV. I ONLY			33-16-0		.67347	37	7-3-0		92	139	58	.54939	58	17	17		
DIV. I NON-CONF.			14-11-0		.56	108	1-1-0		16	70	63	.54409	63	18	18		
TOTALS		RPI 1-25		RPI 26-50		W-L RECORDS		RPI 51-100		RPI 101-150		RPI 150+					
33-16-0		0-2-0		2-3-0		OVERALL		8-7-0		8-1-0		15-3-0					
18-10-0		0-0-0		1-2-0		HOME		5-6-0		5-1-0		7-1-0					
13-4-0		0-1-0		0-0-0		AWAY		2-1-0		3-0-0		8-2-0					
2-2-0		0-1-0		1-1-0		NEUTRAL		1-0-0		0-0-0		0-0-0					
14-11-0		0-2-0		2-3-0		NON-CONFERENCE		7-5-0		3-0-0		2-1-0					
10-6-0		0-0-0		1-2-0		HOME		4-4-0		3-0-0		2-0-0					
2-3-0		0-1-0		0-0-		AWAY		2-1-0		0-0-0		0-1-0					
2-2-0		0-1-0		1-1-0		NEUTRAL		1-0-0		0-0-0		0-0-0					
19-5-0		0-0-0		0-0-0		CONFERENCE		1-2-0		5-1-0		13-2-0					
8-4-0		0-0-0		0-0-0		HOME		1-2-0		2-1-0		5-1-0					
11-1-0		0-0-0		0-0-0		AWAY		0-0-0		3-0-0		8-1-0					
0-0-0		0-0-0		0-0-0		NEUTRAL		0-0-0		0-0-0		0-0-0					
RPI	S	Opponent		Score		RPI	S	Opponent		Score		RPI	S	Opponent		Score	
15	N	Kentucky		2	7	38	N	Mississippi St.		1	4	51	A	Baylor		7	2
22	A	Texas		2	3	42	N	Vanderbilt		7	6	51	H	Baylor		2	4
						43	H	DBU		6	5	61	A	Houston		4	9
						43	H	DBU		3	21	61	H	Houston		8	3
						43	H	DBU		7	9	61	N	Houston		8	7
												69	H	Kent St.		12	6
												69	H	Kent St.		4	7
												69	H	Kent St.		5	1
												86	H	Wright St.		6	10
												86	H	Wright St.		9	1
												95	A	Rice		14	9
												95	H	Rice		3	5
												98	H	Southeastern La.		5	3
												98	H	Southeastern La.		4	6
												98	H	Southeastern La.		0	6

Non-Div. I Games:

Sam Houston St.

Average RPI Win: 143		WON-LOST RECORD		WINNING PCT. RANK		LAST 10 GAMES		STRENGTH OF SCHEDULE		OPP. STRENGTH OF SCHEDULE		TEAM RPI		ADJ RPI		CONF. RPI		ADJ CONF. RPI	
DIV. I ONLY		26-19-0		.57778 93		5-5-0		87		112		59		.54573 59		9		9	
DIV. I NON-CONF.		9-13-0		.40909 204		2-4-0		56		173		120		.5114 120		9		9	
TOTALS		RPI 1-25		RPI 26-50		W-L RECORDS		RPI 51-100		RPI 101-150		RPI 150+							
26-19-0		0-2-0		1-0-0		OVERALL		3-5-0		9-7-0		13-5-0							
16-3-0		0-0-0		0-0-0		HOME		2-1-0		5-1-0		9-1-0							
10-16-0		0-2-0		1-0-0		AWAY		1-4-0		4-6-0		4-4-0							
0-0-0		0-0-0		0-0-0		NEUTRAL		0-0-0		0-0-0		0-0-0							
9-13-0		0-2-0		1-0-0		NON-CONFERENCE		1-2-0		4-6-0		3-3-0							
5-2-0		0-0-0		0-0-0		HOME		0-0-0		2-1-0		3-1-0							
4-11-0		0-2-0		1-0-		AWAY		1-2-0		2-5-0		0-2-0							
0-0-0		0-0-0		0-0-0		NEUTRAL		0-0-0		0-0-0		0-0-0							
17-6-0		0-0-0		0-0-0		CONFERENCE		2-3-0		5-1-0		10-2-0							
11-1-0		0-0-0		0-0-0		HOME		2-1-0		3-0-0		6-0-0							
6-5-0		0-0-0		0-0-0		AWAY		0-2-0		2-1-0		4-2-0							
0-0-0		0-0-0		0-0-0		NEUTRAL		0-0-0		0-0-0		0-0-0							
RPI S	Opponent	Score		RPI S	Opponent	Score		RPI S	Opponent	Score		RPI S	Opponent	Score					
7 A	Oregon St.	7	8	40 A	Cal St. Fullerton	2	0	77 H	UNLV	5	4	111 A	Nebraska	5	9				
7 A	Oregon St.	2	3					77 H	UNLV	3	7	111 A	Nebraska	6	9				
								77 H	UNLV	8	7	111 A	Nebraska	5	12				
								87 A	UC Irvine	8	1	120 A	Saint Mary's (CA)	3	5				
								87 A	UC Irvine	3	4	120 H	Saint Mary's (CA)	5	11				
								87 A	UC Irvine	0	4	132 A	Oral Roberts	3	0				
								89 A	Air Force	1	3	132 A	Oral Roberts	2	3				
								89 A	Air Force	6	11	133 A	Fresno St.	4	5				
												133 A	Fresno St.	5	1				
												133 A	Fresno St.	18	12				
												133 H	Fresno St.	12	11				
												133 H	Fresno St.	12	11				
												133 H	Fresno St.	4	2				
												135 A	San Francisco	6	3				
												135 H	San Francisco	6	0				
												137 H	Sacramento St.	6	2				
												156 A	San Jose St.	5	4				
												156 A	San Jose St.	3	6				
												156 A	San Jose St.	10	9				
												156 H	San Jose St.	14	4				
												156 H	San Jose St.	10	9				
												156 H	San Jose St.	11	4				
												169 A	New Mexico	5	8				
												169 A	New Mexico	13	8				
												169 A	New Mexico	9	5				
												169 H	New Mexico	5	2				
												169 H	New Mexico	15	2				
												169 H	New Mexico	14	1				
												177 A	Santa Clara	4	6				
												177 H	Santa Clara	5	3				
												183 A	Pacific	9	10				
												183 H	Pacific	7	5				
												240 H	UC Riverside	2	9				
												240 H	UC Riverside	3	0				
LAST 10 GAMES				135 H	San Francisco	6	0	111 A	Nebraska	5	12	177 A	Santa Clara	4	6				
				133 H	Fresno St.	12	11	111 A	Nebraska	6	9	177 H	Santa Clara	5	3				
				133 H	Fresno St.	12	11	111 A	Nebraska	5	9	183 A	Pacific	9	10				
				133 H	Fresno St.	4	2	120 H	Saint Mary's (CA)	5	11	183 H	Pacific	7	5				
				137 H	Sacramento St.	6	2	89 A	Air Force	6	11	240 H	UC Riverside	2	9				

Non-Div. I Games:

Nevada

Average RPI Win: 143		WON-LOST	WINNING	LAST 10	STRENGTH OF		OPP. STRENGTH	TEAM	ADJ		CONF.	ADJ CONF.		
Average RPI Loss: 113		RECORD	PCT. RANK	GAMES	SCHEDULE		OF SCHEDULE	RPI	RPI		RPI	RPI		
DIV. I ONLY		32-17-0	.65306	48	6-4-0		126	88	60	.5449	60	11	11	
DIV. I NON-CONF.		16-9-0	.64	64	0-1-0		107	74	59	.54831	59	12	12	
TOTALS		RPI 1-25	RPI 26-50		W-L RECORDS		RPI 51-100		RPI 101-150		RPI 150+			
32-17-0		1-0-0	0-0-0		OVERALL		8-8-0		11-6-0		12-3-0			
15-9-0		0-0-0	0-0-0		HOME		4-4-0		7-4-0		4-1-0			
15-7-0		0-0-0	0-0-0		AWAY		3-3-0		4-2-0		8-2-0			
2-1-0		1-0-0	0-0-0		NEUTRAL		1-1-0		0-0-0		0-0-0			
16-9-0		1-0-0	0-0-0		NON-CONFERENCE		2-5-0		8-3-0		5-1-0			
8-4-0		0-0-0	0-0-0		HOME		0-2-0		4-1-0		4-1-0			
6-4-0		0-0-0	0-0-		AWAY		1-2-0		4-2-0		1-0-0			
2-1-0		1-0-0	0-0-0		NEUTRAL		1-1-0		0-0-0		0-0-0			
16-8-0		0-0-0	0-0-0		CONFERENCE		6-3-0		3-3-0		7-2-0			
7-5-0		0-0-0	0-0-0		HOME		4-2-0		3-3-0		0-0-0			
9-3-0		0-0-0	0-0-0		AWAY		2-1-0		0-0-0		7-2-0			
0-0-0		0-0-0	0-0-0		NEUTRAL		0-0-0		0-0-0		0-0-0			
RPI	S	Opponent	Score		RPI	S	Opponent	Score		RPI	S	Opponent	Score	
13	N	Texas A&M	4	2										
							51 N Baylor	1	6	103	A	Pepperdine	0	1
							52 A LSU	0	2	103	A	Pepperdine	3	2
							53 A Louisiana	15	2	103	A	Pepperdine	9	3
							53 H Louisiana	4	9	103	A	Pepperdine	1	2
							67 A Little Rock	1	2	129	A	Northwestern St.	6	3
							67 H Little Rock	1	2	129	H	Northwestern St.	4	6
							88 H Charlotte	4	6	136	H	Houston Baptist	9	3
							88 H Charlotte	1	9	136	H	Houston Baptist	5	3
							88 H Charlotte	10	6	136	H	Houston Baptist	3	1
							90 N California	10	6	145	H	FIU	7	9
							95 H Rice	6	4	145	H	FIU	3	0
							95 H Rice	7	3	145	H	FIU	7	6
							95 H Rice	8	2	146	A	McNeese	9	2
							99 A UTSA	3	4	146	H	McNeese	5	1
							99 A UTSA	8	7	150	H	Middle Tenn.	15	12
							99 A UTSA	13	0	150	H	Middle Tenn.	6	7
										150	H	Middle Tenn.	4	6
										179	A	Western Ky.	4	2
										179	A	Western Ky.	13	4
										179	A	Western Ky.	1	6
										185	A	UAB	7	6
										185	A	UAB	9	4
										185	A	UAB	0	3
										188	A	La. -Monroe	7	0
										188	H	La. -Monroe	6	1
										199	A	Marshall	12	3
										199	A	Marshall	15	2
										199	A	Marshall	10	6
										204	H	SIUE	13	1
										204	H	SIUE	4	1
										204	H	SIUE	2	5
										278	H	Grambling	8	0
					LAST 10 GAMES									
							179 A Western Ky.	1	6					
							53 H Louisiana	4	9					
							199 A Marshall	12	3					
							199 A Marshall	10	6					
							199 A Marshall	15	2					

Non-Div. I Games:

Louisiana Tech

Average RPI Win: 113		WON-LOST RECORD		WINNING PCT. RANK		LAST 10 GAMES		STRENGTH OF SCHEDULE		OPP. STRENGTH OF SCHEDULE		TEAM RPI		ADJ RPI		CONF. RPI		ADJ CONF. RPI	
DIV. I ONLY		29-19-0		.60417 74		6-4-0		85		11		61		.54482 61		4		4	
DIV. I NON-CONF.		15-12-0		.55556 110		0-2-0		206		8		153		.50085 153		4		4	
TOTALS		RPI 1-25		RPI 26-50		W-L RECORDS		RPI 51-100		RPI 101-150		RPI 150+							
29-19-0		5-3-0		6-5-0		OVERALL		3-5-0		4-5-0		11-1-0							
22-6-0		2-1-0		4-2-0		HOME		2-0-0		3-2-0		11-1-0							
7-9-0		3-1-0		2-1-0		AWAY		1-4-0		1-3-0		0-0-0							
0-4-0		0-1-0		0-2-0		NEUTRAL		0-1-0		0-0-0		0-0-0							
15-12-0		0-2-0		2-3-0		NON-CONFERENCE		2-3-0		3-3-0		8-1-0							
13-3-0		0-0-0		0-0-0		HOME		2-0-0		3-2-0		8-1-0							
2-5-0		0-1-0		2-0-		AWAY		0-2-0		0-1-0		0-0-0							
0-4-0		0-1-0		0-2-0		NEUTRAL		0-1-0		0-0-0		0-0-0							
14-7-0		5-1-0		4-2-0		CONFERENCE		1-2-0		1-2-0		3-0-0							
9-3-0		2-1-0		4-2-0		HOME		0-0-0		0-0-0		3-0-0							
5-4-0		3-0-0		0-0-0		AWAY		1-2-0		1-2-0		0-0-0							
0-0-0		0-0-0		0-0-0		NEUTRAL		0-0-0		0-0-0		0-0-0							
RPI	S	Opponent	Score		RPI	S	Opponent	Score		RPI	S	Opponent	Score		RPI	S	Opponent	Score	
15	N	Kentucky	2	14	27	H	Wichita St.	3	1	58	A	Sam Houston St.	3	8	104	A	Cincinnati	4	2
16	A	East Carolina	3	1	27	H	Wichita St.	6	5	58	H	Sam Houston St.	9	4	104	A	Cincinnati	1	2
16	A	East Carolina	5	4	27	H	Wichita St.	3	1	58	N	Sam Houston St.	7	8	104	A	Cincinnati	2	4
16	A	East Carolina	6	5	33	H	UCF	6	3	81	A	Tulane	0	2	127	H	San Diego	5	2
22	A	Texas	4	9	33	H	UCF	4	6	81	A	Tulane	16	17	127	H	San Diego	4	7
24	H	South Fla.	1	0	33	H	UCF	2	3	81	A	Tulane	5	3	127	H	San Diego	4	3
24	H	South Fla.	6	9	38	N	Mississippi St.	2	3	95	A	Rice	3	4	136	H	Houston Baptist	1	3
24	H	South Fla.	9	8	40	A	Cal St. Fullerton	10	5	95	H	Rice	1	0	146	A	McNeese	6	7
					40	A	Cal St. Fullerton	9	4						146	H	McNeese	13	9
					40	A	Cal St. Fullerton	1	2						169	H	New Mexico	1	0
					42	N	Vanderbilt	4	9						173	H	Holy Cross	3	2
															173	H	Holy Cross	2	3
															173	H	Holy Cross	7	1
															184	H	Memphis	2	0
															184	H	Memphis	9	3
															184	H	Memphis	3	0
															209	H	Columbia	6	2
															209	H	Columbia	4	3
															232	H	Lamar University	3	1
															238	H	Texas Southern	4	3
															294	H	Prairie View	9	2
					LAST 10 GAMES														
					33	H	UCF	6	3	16	A	East Carolina	3	1					
					33	H	UCF	4	6	16	A	East Carolina	5	4					
					33	H	UCF	2	3	22	A	Texas	4	9					
					58	N	Sam Houston St.	7	8	27	H	Wichita St.	3	1					
					16	A	East Carolina	6	5	27	H	Wichita St.	6	5					

Non-Div. I Games:

Houston

Average RPI Win: 169		WON-LOST RECORD		WINNING PCT. RANK		LAST 10 GAMES		STRENGTH OF SCHEDULE		OPP. STRENGTH OF SCHEDULE		TEAM RPI		ADJ RPI		CONF. RPI		ADJ CONF. RPI				
DIV. I ONLY		28-16-0		.63636 59		10-0-0		132		106		62		.54375 62		6		6				
DIV. I NON-CONF.		14-12-0		.53846 119		2-0-0		164		137		102		.5166 102		7		7				
TOTALS		RPI 1-25		RPI 26-50		W-L RECORDS		RPI 51-100		RPI 101-150		RPI 150+										
28-16-0		0-3-0		2-2-0		OVERALL		3-5-0		5-4-0		18-2-0										
11-5-0		0-2-0		1-0-0		HOME		0-1-0		0-1-0		10-1-0										
9-10-0		0-1-0		1-2-0		AWAY		2-3-0		3-3-0		3-1-0										
8-1-0		0-0-0		0-0-0		NEUTRAL		1-1-0		2-0-0		5-0-0										
14-12-0		0-1-0		0-0-0		NON-CONFERENCE		3-5-0		2-4-0		9-2-0										
4-3-0		0-0-0		0-0-0		HOME		0-1-0		0-1-0		4-1-0										
2-8-0		0-1-0		0-0-		AWAY		2-3-0		0-3-0		0-1-0										
8-1-0		0-0-0		0-0-0		NEUTRAL		1-1-0		2-0-0		5-0-0										
14-4-0		0-2-0		2-2-0		CONFERENCE		0-0-0		3-0-0		9-0-0										
7-2-0		0-2-0		1-0-0		HOME		0-0-0		0-0-0		6-0-0										
7-2-0		0-0-0		1-2-0		AWAY		0-0-0		3-0-0		3-0-0										
0-0-0		0-0-0		0-0-0		NEUTRAL		0-0-0		0-0-0		0-0-0										
RPI	S	Opponent		Score		RPI	S	Opponent		Score		RPI	S	Opponent		Score						
12	A	Stetson		6	11	28	A	Indiana		4	2	110	N	Virginia Tech		12	5					
14	H	Minnesota		8	18	28	A	Indiana		1	14	65	H	Indiana St.		1	2	114	A	Maryland	7	1
14	H	Minnesota		7	22	28	A	Indiana		5	7	81	A	Tulane		0	1	114	A	Maryland	8	6
						28	H	Indiana		5	3	81	A	Tulane		12	8	114	A	Maryland	4	3
												81	A	Tulane		2	6	126	A	Saint Louis	1	15
												92	N	Notre Dame		2	4	126	A	Saint Louis	3	7
												92	N	Notre Dame		8	7	126	A	Saint Louis	9	11
												98	A	Southeastern La.		0	4	126	N	Saint Louis	5	2
														Ball St.		0	2	149	H	Ball St.	0	2
														Rutgers		1	0	151	H	Rutgers	1	0
														Rutgers		4	0	151	H	Rutgers	4	0
														Rutgers		9	4	151	H	Rutgers	9	4
														Lipscomb		6	2	175	H	Lipscomb	6	2
														Lipscomb		1	3	175	H	Lipscomb	1	3
														Valparaiso		4	1	186	H	Valparaiso	4	1
														Incarnate Word		5	4	194	N	Incarnate Word	5	4
														Nicholls St.		2	4	200	A	Nicholls St.	2	4
														Western Mich.		10	4	217	N	Western Mich.	10	4
														Western Mich.		5	1	217	N	Western Mich.	5	1
														Western Mich.		5	1	217	N	Western Mich.	5	1
														Northwestern		9	2	231	H	Northwestern	9	2
														Northwestern		9	5	231	H	Northwestern	9	5
														Northwestern		8	7	231	H	Northwestern	8	7
														Central Mich.		11	1	235	N	Central Mich.	11	1
														Penn St.		3	2	237	A	Penn St.	3	2
														Penn St.		6	3	237	A	Penn St.	6	3
														Penn St.		9	0	237	A	Penn St.	9	0
														Chicago St.		8	1	258	H	Chicago St.	8	1
														Fort Wayne		27	3	293	H	Fort Wayne	27	3

Average RPI Win: 177		WON-LOST	WINNING	LAST 10	STRENGTH OF		OPP. STRENGTH	TEAM	ADJ	CONF.	ADJ CONF.			
Average RPI Loss: 104		RECORD	PCT. RANK	GAMES	SCHEDULE		OF SCHEDULE	RPI	RPI	RPI	RPI			
DIV. I ONLY		31-15-0	.67391	34	6-4-0		128	130	63	.54339	63			
DIV. I NON-CONF.		24-7-0	.77419	22	2-0-0		167	168	35	.56594	35			
TOTALS		RPI 1-25	RPI 26-50		W-L RECORDS		RPI 51-100		RPI 101-150		RPI 150+			
31-15-0		1-4-0	1-0-0		OVERALL		3-2-0		4-4-0		22-5-0			
19-8-0		0-0-0	0-0-0		HOME		3-1-0		3-4-0		13-3-0			
12-7-0		1-4-0	1-0-0		AWAY		0-1-0		1-0-0		9-2-0			
0-0-0		0-0-0	0-0-0		NEUTRAL		0-0-0		0-0-0		0-0-0			
24-7-0		0-2-0	1-0-0		NON-CONFERENCE		1-1-0		4-1-0		18-3-0			
15-3-0		0-0-0	0-0-0		HOME		1-0-0		3-1-0		11-2-0			
9-4-0		0-2-0	1-0-		AWAY		0-1-0		1-0-0		7-1-0			
0-0-0		0-0-0	0-0-0		NEUTRAL		0-0-0		0-0-0		0-0-0			
7-8-0		1-2-0	0-0-0		CONFERENCE		2-1-0		0-3-0		4-2-0			
4-5-0		0-0-0	0-0-0		HOME		2-1-0		0-3-0		2-1-0			
3-3-0		1-2-0	0-0-0		AWAY		0-0-0		0-0-0		2-1-0			
0-0-0		0-0-0	0-0-0		NEUTRAL		0-0-0		0-0-0		0-0-0			
RPI	S	Opponent	Score		RPI	S	Opponent	Score		RPI	S	Opponent	Score	
1	A	Florida	4	8	29	A	Fla. Atlantic	4	2	70	A	Miami (FL)	1	8
21	A	Jacksonville	4	3						70	H	Miami (FL)	1	0
21	A	Jacksonville	5	15						85	H	Kennesaw St.	3	0
21	A	Jacksonville	1	5						85	H	Kennesaw St.	4	3
24	A	South Fla.	3	10						85	H	Kennesaw St.	1	2
					LAST 10 GAMES									
					109	H	North Florida	1	16	85	H	Kennesaw St.	3	0
					109	H	North Florida	4	9	85	H	Kennesaw St.	1	2
					109	H	North Florida	2	3	29	A	Fla. Atlantic	4	2
					145	H	FIU	4	3	233	A	USC Upstate	3	2
					85	H	Kennesaw St.	4	3	233	A	USC Upstate	14	1
										211	H	UMBC	6	3
										211	H	UMBC	6	3
										233	A	USC Upstate	14	1
										233	A	USC Upstate	3	2
										233	A	USC Upstate	6	7
										249	A	Florida A&M	15	7
										249	A	Florida A&M	13	12
										270	H	Evansville	10	0
										270	H	Evansville	7	3

Non-Div. I Games:

FGCU

RPI	S	Opponent	Score
270	H	Evansville	4 2

FGCU

Average RPI Win: 120		WON-LOST	WINNING	LAST 10	STRENGTH OF		OPP. STRENGTH	TEAM	ADJ	CONF.	ADJ CONF.
Average RPI Loss: 59		RECORD	PCT. RANK	GAMES	SCHEDULE		OF SCHEDULE	RPI	RPI	RPI	RPI
DIV. I ONLY		27-23-0	.54	125	4-6-0		25	21	64	.54319	64
DIV. I NON-CONF.		17-9-0	.65385	56	0-2-0		196	130	125	.50998	125
TOTALS		RPI 1-25	RPI 26-50		W-L RECORDS		RPI 51-100		RPI 101-150		RPI 150+
27-23-0		7-9-0	0-3-0		OVERALL		5-4-0		6-6-0		9-1-0
20-13-0		5-5-0	0-0-0		HOME		5-1-0		2-6-0		8-1-0
7-10-0		2-4-0	0-3-0		AWAY		0-3-0		4-0-0		1-0-0
0-0-0		0-0-0	0-0-0		NEUTRAL		0-0-0		0-0-0		0-0-0
17-9-0		0-1-0	0-0-0		NON-CONFERENCE		2-1-0		6-6-0		9-1-0
12-9-0		0-1-0	0-0-0		HOME		2-1-0		2-6-0		8-1-0
5-0-0		0-0-0	0-0-0		AWAY		0-0-0		4-0-0		1-0-0
0-0-0		0-0-0	0-0-0		NEUTRAL		0-0-0		0-0-0		0-0-0
10-14-0		7-8-0	0-3-0		CONFERENCE		3-3-0		0-0-0		0-0-0
8-4-0		5-4-0	0-0-0		HOME		3-0-0		0-0-0		0-0-0
2-10-0		2-4-0	0-3-0		AWAY		0-3-0		0-0-0		0-0-0
0-0-0		0-0-0	0-0-0		NEUTRAL		0-0-0		0-0-0		0-0-0
RPI S Opponent	Score		RPI S Opponent	Score		RPI S Opponent	Score		RPI S Opponent	Score	
1 H Florida	6	4	39 A South Carolina	1	6	52 A LSU	5	14	104 A Cincinnati	2	1
1 H Florida	4	6	39 A South Carolina	3	6	52 A LSU	3	9	104 A Cincinnati	7	5
1 H Florida	6	22	39 A South Carolina	2	6	52 A LSU	7	9	104 A Cincinnati	3	2
4 A Georgia	6	5				54 H UNCG	2	3	114 H Maryland	0	4
4 A Georgia	4	12				54 H UNCG	3	2	114 H Maryland	4	10
4 A Georgia	6	8				54 H UNCG	11	4	114 H Maryland	13	6
11 A Ole Miss	8	6				80 H Alabama	2	1	134 A ETSU	6	2
11 A Ole Miss	1	7				80 H Alabama	5	4	134 H ETSU	9	10
11 A Ole Miss	0	5				80 H Alabama	3	0	134 H ETSU	6	9
13 H Texas A&M	6	4							141 H Morehead St.	2	4
13 H Texas A&M	7	4							150 H Middle Tenn.	5	7
13 H Texas A&M	3	8							150 H Middle Tenn.	5	4
15 H Kentucky	5	3							162 H James Madison	2	21
15 H Kentucky	6	2							162 H James Madison	10	1
15 H Kentucky	3	10							175 H Lipscomb	8	5
23 H Tennessee Tech	6	7							184 H Memphis	2	1
									260 A Western Caro.	17	3
									260 H Western Caro.	5	0
									261 H UT Martin	9	0
									261 H UT Martin	15	1
									266 H Belmont	9	2
									271 H Ark.-Pine Bluff	9	1
			LAST 10 GAMES								
			15 H Kentucky	5	3	4 A Georgia	4	12			
			15 H Kentucky	3	10	4 A Georgia	6	8			
			15 H Kentucky	6	2	23 H Tennessee Tech	6	7			
			141 H Morehead St.	2	4	13 H Texas A&M	6	4			
			4 A Georgia	6	5	13 H Texas A&M	3	8			

Non-Div. I Games:

Tennessee

Average RPI Win:		152	WON-LOST RECORD		WINNING PCT. RANK		LAST 10 GAMES		STRENGTH OF SCHEDULE		OPP. STRENGTH OF SCHEDULE		TEAM RPI		ADJ RPI		CONF. RPI		ADJ CONF. RPI	
DIV. I ONLY			24-20-0		.54545 119		5-5-0		68		127		65		.54273 65		10		10	
DIV. I NON-CONF.			18-11-0		.62069 76		3-3-0		127		150		47		.55629 47		8		8	
TOTALS		RPI 1-25		RPI 26-50		W-L RECORDS		RPI 51-100		RPI 101-150		RPI 150+								
24-20-0		0-0-0		3-9-0		OVERALL		4-7-0		8-3-0		9-1-0								
7-8-0		0-0-0		2-5-0		HOME		1-3-0		2-0-0		2-0-0								
16-11-0		0-0-0		1-4-0		AWAY		3-3-0		6-3-0		6-1-0								
1-1-0		0-0-0		0-0-0		NEUTRAL		0-1-0		0-0-0		1-0-0								
18-11-0		0-0-0		1-5-0		NON-CONFERENCE		2-3-0		6-2-0		9-1-0								
4-2-0		0-0-0		0-1-0		HOME		0-1-0		2-0-0		2-0-0								
13-8-0		0-0-0		1-0-		AWAY		2-1-0		4-2-0		6-1-0								
1-1-0		0-0-0		0-0-0		NEUTRAL		0-1-0		0-0-0		1-0-0								
6-9-0		0-0-0		2-4-0		CONFERENCE		2-4-0		2-1-0		0-0-0								
3-6-0		0-0-0		2-4-0		HOME		1-2-0		0-0-0		0-0-0								
3-3-0		0-0-0		0-0-0		AWAY		1-2-0		2-1-0		0-0-0								
0-0-0		0-0-0		0-0-0		NEUTRAL		0-0-0		0-0-0		0-0-0								
RPI	S	Opponent	Score		RPI	S	Opponent	Score		RPI	S	Opponent	Score							
			28	A	Indiana	1	6	62	A	Purdue	2	1	107	A	Austin Peay	7	8			
			28	H	Indiana	3	5	62	H	Purdue	1	3	107	A	Austin Peay	11	5			
			37	A	Louisville	6	10	68	A	Bradley	6	7	107	A	Austin Peay	8	15			
			37	A	Louisville	2	3	68	A	Bradley	9	3	118	H	Xavier	6	4			
			37	A	Louisville	3	1	68	A	Bradley	3	6	118	H	Xavier	4	3			
			42	A	Vanderbilt	5	8	77	A	UNLV	4	5	138	A	Southern Ill.	8	2			
			43	H	DBU	6	0	77	A	UNLV	4	2	138	A	Southern Ill.	2	3			
			43	H	DBU	3	7	83	N	Oregon	5	8	138	A	Southern Ill.	11	3			
			43	H	DBU	10	12	94	H	Illinois St.	5	2	139	A	Butler	11	4			
			47	H	Missouri St.	3	4	94	H	Illinois St.	7	8	149	A	Ball St.	10	6			
			47	H	Missouri St.	4	5	94	H	Illinois St.	2	5	150	A	Middle Tenn.	21	4			
			47	H	Missouri St.	6	4						166	N	Loyola Marymount	8	2			
													175	A	Lipscomb	17	3			
													212	A	Northern Ill.	4	5			
													242	A	Eastern Ill.	10	8			
													253	A	The Citadel	5	2			
													253	A	The Citadel	7	3			
													253	A	The Citadel	10	3			
													266	A	Belmont	7	4			
													283	H	Western Ill.	2	0			
													283	H	Western Ill.	5	4			
LAST 10 GAMES																				
			138	A	Southern Ill.	11	3	37	A	Louisville	6	10								
			138	A	Southern Ill.	8	2	37	A	Louisville	2	3								
			138	A	Southern Ill.	2	3	149	A	Ball St.	10	6								
			139	A	Butler	11	4	212	A	Northern Ill.	4	5								
			37	A	Louisville	3	1	43	H	DBU	3	7								

Non-Div. I Games:

Indiana St.

Average RPI Win:		140	WON-LOST RECORD		WINNING PCT. RANK		LAST 10 GAMES		STRENGTH OF SCHEDULE		OPP. STRENGTH OF SCHEDULE		TEAM RPI		ADJ RPI		CONF. RPI		ADJ CONF. RPI				
DIV. I ONLY			27-18-0		.6		76		76		38		66		.54183		66		3				
DIV. I NON-CONF.			19-9-0		.67857		46		139		103		67		.54034		67		2				
TOTALS		RPI 1-25		RPI 26-50				W-L RECORDS				RPI 51-100				RPI 101-150				RPI 150+			
27-18-0		3-6-0		2-4-0				OVERALL				4-5-0				6-1-0				12-2-0			
20-8-0		3-3-0		2-2-0				HOME				2-1-0				5-1-0				8-1-0			
7-9-0		0-3-0		0-1-0				AWAY				2-4-0				1-0-0				4-1-0			
0-1-0		0-0-0		0-1-0				NEUTRAL				0-0-0				0-0-0				0-0-0			
19-9-0		1-2-0		1-2-0				NON-CONFERENCE				2-2-0				3-1-0				12-2-0			
14-5-0		1-2-0		1-0-0				HOME				2-1-0				2-1-0				8-1-0			
5-3-0		0-0-0		0-0-				AWAY				0-1-0				1-0-0				4-1-0			
0-1-0		0-0-0		0-1-0				NEUTRAL				0-0-0				0-0-0				0-0-0			
8-9-0		2-4-0		1-2-0				CONFERENCE				2-3-0				3-0-0				0-0-0			
6-3-0		2-1-0		1-2-0				HOME				0-0-0				3-0-0				0-0-0			
2-6-0		0-3-0		0-0-0				AWAY				2-3-0				0-0-0				0-0-0			
0-0-0		0-0-0		0-0-0				NEUTRAL				0-0-0				0-0-0				0-0-0			
RPI	S	Opponent		Score		RPI	S	Opponent		Score		RPI	S	Opponent		Score		RPI	S	Opponent		Score	
9	H	Texas Tech		0	6	41	H	Oklahoma		5	8	51	A	Baylor		2	6	113	H	Long Beach St.		8	3
9	H	Texas Tech		6	4	41	H	Oklahoma		3	6	51	A	Baylor		3	4	113	H	Long Beach St.		5	2
9	H	Texas Tech		9	5	41	H	Oklahoma		6	2	51	A	Baylor		0	6	113	H	Long Beach St.		2	3
14	H	Minnesota		0	8	42	N	Vanderbilt		4	7	87	H	UC Irvine		6	2	115	A	Southern California		10	1
14	H	Minnesota		3	6	43	A	DBU		2	3	87	H	UC Irvine		2	15	147	H	Kansas St.		6	0
14	H	Minnesota		5	4	43	H	DBU		7	0	87	H	UC Irvine		4	3	147	H	Kansas St.		4	2
20	A	Oklahoma St.		8	9							95	A	Rice		3	7	147	H	Kansas St.		12	2
20	A	Oklahoma St.		6	7							100	A	Kansas		13	3	153	A	UT Arlington		11	7
20	A	Oklahoma St.		7	12							100	A	Kansas		4	2	153	H	UT Arlington		6	5
																		153	H	UT Arlington		14	1
																		158	A	Grand Canyon		8	9
																		158	A	Grand Canyon		3	2
																		158	A	Grand Canyon		14	6
																		232	H	Lamar University		11	0
																		232	H	Lamar University		2	0
																		232	H	Lamar University		4	3
																		241	H	UTRGV		7	2
																		251	H	SFA		15	5
																		267	A	Abilene Christian		4	0
																		267	H	Abilene Christian		2	4
																		271	H	Ark.-Pine Bluff		7	1
LAST 10 GAMES																							
						153	A	UT Arlington		11	7	267	A	Abilene Christian		4	0						
						232	H	Lamar University		11	0	9	H	Texas Tech		9	5						
						232	H	Lamar University		4	3	9	H	Texas Tech		0	6						
						232	H	Lamar University		2	0	9	H	Texas Tech		6	4						
						43	H	DBU		7	0	251	H	SFA		15	5						

Non-Div. I Games:

TCU

Average RPI Win:		136	WON-LOST RECORD		WINNING PCT. RANK		LAST 10 GAMES		STRENGTH OF SCHEDULE		OPP. STRENGTH OF SCHEDULE		TEAM RPI		ADJ RPI		CONF. RPI		ADJ CONF. RPI		
DIV. I ONLY			26-20-0		.56522 102		6-4-0		74		129		67		.54173 67		8		8		
DIV. I NON-CONF.			12-11-0		.52174 129		1-1-0		41		236		68		.53913 68		6		6		
TOTALS		RPI 1-25		RPI 26-50		W-L RECORDS		RPI 51-100		RPI 101-150		RPI 150+									
26-20-0		2-4-0		2-2-0		OVERALL		5-5-0		5-4-0		12-5-0									
13-7-0		0-0-0		0-0-0		HOME		3-3-0		2-2-0		8-2-0									
13-13-0		2-4-0		2-2-0		AWAY		2-2-0		3-2-0		4-3-0									
0-0-0		0-0-0		0-0-0		NEUTRAL		0-0-0		0-0-0		0-0-0									
12-11-0		2-4-0		0-1-0		NON-CONFERENCE		2-0-0		3-3-0		5-3-0									
6-3-0		0-0-0		0-0-0		HOME		1-0-0		2-2-0		3-1-0									
6-8-0		2-4-0		0-0-		AWAY		1-0-0		1-1-0		2-2-0									
0-0-0		0-0-0		0-0-0		NEUTRAL		0-0-0		0-0-0		0-0-0									
14-9-0		0-0-0		2-1-0		CONFERENCE		3-5-0		2-1-0		7-2-0									
7-4-0		0-0-0		0-0-0		HOME		2-3-0		0-0-0		5-1-0									
7-5-0		0-0-0		2-1-0		AWAY		1-2-0		2-1-0		2-1-0									
0-0-0		0-0-0		0-0-0		NEUTRAL		0-0-0		0-0-0		0-0-0									
RPI	S	Opponent		Score		RPI	S	Opponent		Score		RPI	S	Opponent		Score					
11	A	Ole Miss		2	10	41	A	Oklahoma		0	13	122	A	Central Ark.		6	5				
20	A	Oklahoma St.		12	6	44	A	Troy		3	1	129	A	Northwestern St.		2	3				
20	A	Oklahoma St.		2	9	44	A	Troy		3	1	129	H	Northwestern St.		3	7				
23	A	Tennessee Tech		7	4	44	A	Troy		0	2	129	H	Northwestern St.		5	2				
23	A	Tennessee Tech		3	7					56	H	South Alabama		13	9	129	H	Northwestern St.		5	6
23	A	Tennessee Tech		7	17					56	H	South Alabama		7	10	132	H	Oral Roberts		5	2
										60	A	Louisiana Tech		2	1	140	A	Texas St.		6	3
										60	H	Louisiana Tech		2	1	140	A	Texas St.		7	4
										72	H	Ga. Southern		0	1	140	A	Texas St.		6	10
										72	H	Ga. Southern		2	3	153	H	UT Arlington		13	15
																153	H	UT Arlington		5	1
																153	H	UT Arlington		5	4
																176	A	Appalachian St.		12	6
																176	A	Appalachian St.		6	7
																176	A	Appalachian St.		10	4
																184	A	Memphis		5	4
																184	A	Memphis		6	10
																184	A	Memphis		4	1
																188	H	La. -Monroe		3	2
																188	H	La. -Monroe		7	4
																188	H	La. -Monroe		6	5
																271	A	Ark. -Pine Bluff		4	7
																271	H	Ark. -Pine Bluff		12	6
																293	H	Fort Wayne		2	0
																293	H	Fort Wayne		7	1
																293	H	Fort Wayne		2	3
						LAST 10 GAMES															
						271	H	Ark. -Pine Bluff		12	6	176	A	Appalachian St.		6	7				
						56	H	South Alabama		7	4	176	A	Appalachian St.		10	4				
						56	H	South Alabama		7	10	271	A	Ark. -Pine Bluff		4	7				
						56	H	South Alabama		13	9	53	A	Louisiana		9	7				
						176	A	Appalachian St.		12	6	53	A	Louisiana		0	4				

Non-Div. I Games:

Little Rock

Average RPI Win:		183	WON-LOST RECORD		WINNING PCT. RANK		LAST 10 GAMES		STRENGTH OF SCHEDULE		OPP. STRENGTH OF SCHEDULE		TEAM RPI		ADJ RPI		CONF. RPI		ADJ CONF. RPI	
DIV. I ONLY			25-12-0		.67568 33		5-3-0		232		92		68		.54065 68		10		10	
DIV. I NON-CONF.			15-7-0		.68182 44		2-0-0		229		144		58		.55049 57		8		8	
TOTALS		RPI 1-25		RPI 26-50		W-L RECORDS		RPI 51-100		RPI 101-150		RPI 150+								
25-12-0		1-2-0		2-4-0		OVERALL		6-2-0		0-2-0		16-2-0								
5-3-0		0-0-0		1-2-0		HOME		2-1-0		0-0-0		2-0-0								
16-8-0		1-2-0		1-2-0		AWAY		4-1-0		0-2-0		10-1-0								
4-1-0		0-0-0		0-0-0		NEUTRAL		0-0-0		0-0-0		4-1-0								
15-7-0		1-2-0		1-2-0		NON-CONFERENCE		2-0-0		0-2-0		11-1-0								
2-0-0		0-0-0		0-0-0		HOME		0-0-0		0-0-0		2-0-0								
9-6-0		1-2-0		1-0-		AWAY		2-0-0		0-2-0		5-0-0								
4-1-0		0-0-0		0-0-0		NEUTRAL		0-0-0		0-0-0		4-1-0								
10-5-0		0-0-0		1-2-0		CONFERENCE		4-2-0		0-0-0		5-1-0								
3-3-0		0-0-0		1-2-0		HOME		2-1-0		0-0-0		0-0-0								
7-2-0		0-0-0		0-0-0		AWAY		2-1-0		0-0-0		5-1-0								
0-0-0		0-0-0		0-0-0		NEUTRAL		0-0-0		0-0-0		0-0-0								
RPI	S	Opponent		Score		RPI	S	Opponent		Score		RPI	S	Opponent		Score				
21	A	Jacksonville		5	7	33	A	UCF		5	6	57	A	Illinois		4	3			
21	A	Jacksonville		12	8	47	H	Missouri St.		2	13	65	H	Indiana St.		3	9			
21	A	Jacksonville		5	9	47	H	Missouri St.		4	5	65	H	Indiana St.		6	3			
						47	H	Missouri St.		2	0	65	H	Indiana St.		7	6			
						48	A	Georgia Tech		10	7	85	A	Kennesaw St.		6	4			
						49	A	Iowa		9	13	94	A	Illinois St.		9	6			
												94	A	Illinois St.		9	3			
												94	A	Illinois St.		6	13			

Non-Div. I Games: Robert Morris-S'fiel 10 0 Webber Int'l 11 1 Robert Morris-S'fiel 17 0

Bradley

Average RPI Win: 197		WON-LOST RECORD		WINNING PCT. RANK		LAST 10 GAMES		STRENGTH OF SCHEDULE		OPP. STRENGTH OF SCHEDULE		TEAM RPI		ADJ RPI		CONF. RPI		ADJ CONF. RPI					
DIV. I ONLY		31-13-0		.70455		20		7-2-0		230		177		69		.53964		69		23		23	
DIV. I NON-CONF.		15-8-0		.65217		60		1-1-0		155		78		31		.57104		31		23		23	
TOTALS		RPI 1-25		RPI 26-50		W-L RECORDS		RPI 51-100		RPI 101-150		RPI 150+											
31-13-0		1-2-0		0-0-0		OVERALL		4-4-0		2-2-0		24-5-0											
11-4-0		0-0-0		0-0-0		HOME		1-0-0		1-2-0		9-2-0											
20-9-0		1-2-0		0-0-0		AWAY		3-4-0		1-0-0		15-3-0											
0-0-0		0-0-0		0-0-0		NEUTRAL		0-0-0		0-0-0		0-0-0											
15-8-0		1-2-0		0-0-0		NON-CONFERENCE		4-4-0		1-0-0		9-2-0											
3-0-0		0-0-0		0-0-0		HOME		1-0-0		0-0-0		2-0-0											
12-8-0		1-2-0		0-0-		AWAY		3-4-0		1-0-0		7-2-0											
0-0-0		0-0-0		0-0-0		NEUTRAL		0-0-0		0-0-0		0-0-0											
16-5-0		0-0-0		0-0-0		CONFERENCE		0-0-0		1-2-0		15-3-0											
8-4-0		0-0-0		0-0-0		HOME		0-0-0		1-2-0		7-2-0											
8-1-0		0-0-0		0-0-0		AWAY		0-0-0		0-0-0		8-1-0											
0-0-0		0-0-0		0-0-0		NEUTRAL		0-0-0		0-0-0		0-0-0											
RPI	S	Opponent	Score		RPI	S	Opponent	Score		RPI	S	Opponent	Score										
5	A	Arkansas	2	7						58	A	Sam Houston St.	7	4									
5	A	Arkansas	4	11						58	A	Sam Houston St.	1	5									
5	A	Arkansas	10	4						58	A	Sam Houston St.	6	12									
										86	A	Wright St.	6	8									
										92	A	Notre Dame	1	2									
										92	A	Notre Dame	4	1									
										97	A	Pittsburgh	4	1									
										97	H	Pittsburgh	2	0									
										149	H	Ball St.	11	0									
										149	H	Ball St.	2	7									
										149	H	Ball St.	1	5									
										150	A	Middle Tenn.	14	5									
										175	A	Lipscomb	3	1									
										189	A	Canisius	10	1									
										189	H	Canisius	13	11									
										196	A	Winthrop	7	5									
										196	A	Winthrop	2	8									
										196	A	Winthrop	9	1									
										202	A	Toledo	3	1									
										202	A	Toledo	4	2									
										202	A	Toledo	13	3									
										212	H	Northern Ill.	7	2									
										212	H	Northern Ill.	7	1									
										212	H	Northern Ill.	14	0									
										217	A	Western Mich.	6	2									
										217	A	Western Mich.	8	3									
										217	A	Western Mich.	12	6									
										235	A	Central Mich.	1	5									
										235	A	Central Mich.	19	3									
										235	A	Central Mich.	11	3									
										260	A	Western Caro.	6	4									
										260	A	Western Caro.	7	4									
										260	A	Western Caro.	2	9									
										264	H	Ohio	4	6									
										264	H	Ohio	3	5									
										264	H	Ohio	5	3									
										266	A	Belmont	17	3									
										277	H	Youngstown St.	7	2									
										279	H	Bowling Green	11	0									
										279	H	Bowling Green	8	1									
										279	H	Bowling Green	12	0									
LAST 10 GAMES																							
					279	H	Bowling Green	8	1	202	A	Toledo	4	2									
					279	H	Bowling Green	12	0	202	A	Toledo	3	1									
					279	H	Bowling Green	11	0	189	A	Canisius	10	1									
					86	A	Wright St.	6	8	264	H	Ohio	4	6									
					202	A	Toledo	13	3	264	H	Ohio	3	5									

Non-Div. I Games: Walsh 12 3

Kent St.

Average RPI Win:		93	WON-LOST RECORD		WINNING PCT. RANK	LAST 10 GAMES	STRENGTH OF SCHEDULE		OPP. STRENGTH OF SCHEDULE	TEAM RPI	ADJ RPI	CONF. RPI	ADJ CONF. RPI				
DIV. I ONLY			21-25-0		.45652	179	5-5-0		3	14	70	.53933	70	2	2		
DIV. I NON-CONF.			10-12-0		.45455	173	3-1-0		31	25	149	.50264	149	3	3		
TOTALS		RPI 1-25		RPI 26-50		W-L RECORDS		RPI 51-100		RPI 101-150		RPI 150+					
21-25-0		6-9-0		1-8-0		OVERALL		7-4-0		0-2-0		7-2-0					
16-14-0		2-4-0		0-4-0		HOME		7-3-0		0-1-0		7-2-0					
5-11-0		4-5-0		1-4-0		AWAY		0-1-0		0-1-0		0-0-0					
0-0-0		0-0-0		0-0-0		NEUTRAL		0-0-0		0-0-0		0-0-0					
10-12-0		1-2-0		1-5-0		NON-CONFERENCE		1-1-0		0-2-0		7-2-0					
9-9-0		1-2-0		0-4-0		HOME		1-0-0		0-1-0		7-2-0					
1-3-0		0-0-0		1-0-		AWAY		0-1-0		0-1-0		0-0-0					
0-0-0		0-0-0		0-0-0		NEUTRAL		0-0-0		0-0-0		0-0-0					
11-13-0		5-7-0		0-3-0		CONFERENCE		6-3-0		0-0-0		0-0-0					
7-5-0		1-2-0		0-0-0		HOME		6-3-0		0-0-0		0-0-0					
4-8-0		4-5-0		0-3-0		AWAY		0-0-0		0-0-0		0-0-0					
0-0-0		0-0-0		0-0-0		NEUTRAL		0-0-0		0-0-0		0-0-0					
RPI	S	Opponent		Score		RPI	S	Opponent		Score		RPI	S	Opponent		Score	
1	H	Florida		3	7	29	A	Fla. Atlantic		4	5	63	A	FGCU		0	1
1	H	Florida		2	8	29	H	Fla. Atlantic		4	7	63	H	FGCU		8	1
1	H	Florida		2	0	29	H	Fla. Atlantic		9	11	76	H	Virginia		8	1
3	H	North Carolina		6	9	32	H	Missouri		0	9	76	H	Virginia		1	0
3	H	North Carolina		7	5	33	A	UCF		4	3	76	H	Virginia		3	2
3	H	North Carolina		4	8	33	H	UCF		0	4	92	H	Notre Dame		5	9
8	A	Clemson		3	8	48	A	Georgi a Tech		1	4	92	H	Notre Dame		3	0
8	A	Clemson		6	1	48	A	Georgi a Tech		4	13	92	H	Notre Dame		9	0
8	A	Clemson		12	11	48	A	Georgi a Tech		1	6	97	H	Pi ttsburgh		3	0
10	A	Flori da St.		1	10							97	H	Pi ttsburgh		0	3
10	A	Flori da St.		11	5							97	H	Pi ttsburgh		1	2
10	A	Flori da St.		0	2												
19	A	Duke		8	2												
19	A	Duke		3	4												
19	A	Duke		1	4												
						LAST 10 GAMES											
						178	H	Bethune-Cookman		12	11	10	A	Flori da St.		0	2
						178	H	Bethune-Cookman		8	7	145	H	FIU		6	14
						178	H	Bethune-Cookman		4	2	97	H	Pi ttsburgh		3	0
						10	A	Flori da St.		11	5	97	H	Pi ttsburgh		0	3
						10	A	Flori da St.		1	10	97	H	Pi ttsburgh		1	2

Non-Div. I Games:

Mi ami (FL)

Average RPI Win:		107	WON-LOST RECORD		WINNING PCT. RANK		LAST 10 GAMES		STRENGTH OF SCHEDULE		OPP. STRENGTH OF SCHEDULE		TEAM RPI		ADJ RPI		CONF. RPI		ADJ CONF. RPI	
DIV. I ONLY			22-26-0		.45833 175		4-6-0		7		39		71		.5388 71		2		2	
DIV. I NON-CONF.			11-13-0		.45833 168		3-1-0		42		177		130		.50929 130		3		3	
TOTALS		RPI 1-25		RPI 26-50		W-L RECORDS		RPI 51-100		RPI 101-150		RPI 150+								
22-26-0		4-10-0		3-3-0		OVERALL		3-5-0		2-4-0		10-4-0								
14-12-0		4-6-0		2-1-0		HOME		1-1-0		1-2-0		6-2-0								
8-14-0		0-4-0		1-2-0		AWAY		2-4-0		1-2-0		4-2-0								
0-0-0		0-0-0		0-0-0		NEUTRAL		0-0-0		0-0-0		0-0-0								
11-13-0		0-2-0		0-0-0		NON-CONFERENCE		2-3-0		2-4-0		7-4-0								
8-6-0		0-1-0		0-0-0		HOME		1-1-0		1-2-0		6-2-0								
3-7-0		0-1-0		0-0-		AWAY		1-2-0		1-2-0		1-2-0								
0-0-0		0-0-0		0-0-0		NEUTRAL		0-0-0		0-0-0		0-0-0								
11-13-0		4-8-0		3-3-0		CONFERENCE		1-2-0		0-0-0		3-0-0								
6-6-0		4-5-0		2-1-0		HOME		0-0-0		0-0-0		0-0-0								
5-7-0		0-3-0		1-2-0		AWAY		1-2-0		0-0-0		3-0-0								
0-0-0		0-0-0		0-0-0		NEUTRAL		0-0-0		0-0-0		0-0-0								
RPI	S	Opponent		Score		RPI	S	Opponent		Score		RPI	S	Opponent		Score				
3	A	North Carolina		6 8		37	H	Louisville		2 1		54	A	UNCG		11 9				
3	A	North Carolina		1 6		37	H	Louisville		6 11		54	H	UNCG		5 11				
3	A	North Carolina		2 3		37	H	Louisville		6 3		73	A	Davi dson		1 3				
8	H	Clemson		5 7		48	A	Georgi a Tech		0 7		73	H	Davi dson		15 5				
8	H	Clemson		3 4		48	A	Georgi a Tech		1 5		88	A	Charlotte		1 13				
8	H	Clemson		4 9		48	A	Georgi a Tech		6 3		92	A	Notre Dame		9 3				
10	H	Florida St.		4 3								92	A	Notre Dame		6 7				
10	H	Florida St.		8 1								92	A	Notre Dame		2 5				
10	H	Florida St.		3 7																
19	H	Duke		6 3																
19	H	Duke		10 2																
19	H	Duke		4 7																
25	A	Coastal Caro.		3 19																
25	H	Coastal Caro.		2 9																
						LAST 10 GAMES														
						234 H Radford						48 A Georgi a Tech								
						121 A El on						124 H Li berty								
						119 A Hi gh Poi nt						8 H Cl emson								
						48 A Georgi a Tech						8 H Cl emson								
						48 A Georgi a Tech						8 H Cl emson								

Non-Div. I Games:

Wake Forest

Average RPI Win:		128	WON-LOST RECORD		WINNING PCT. RANK		LAST 10 GAMES		STRENGTH OF SCHEDULE		OPP. STRENGTH OF SCHEDULE		TEAM RPI		ADJ RPI		CONF. RPI		ADJ CONF. RPI	
DIV. I ONLY			24-22-0		.52174 137		7-3-0		31		63		72		.53809 72		8		8	
DIV. I NON-CONF.			10-13-0		.43478 188		1-0-0		10		95		84		.52734 84		6		6	
TOTALS		RPI 1-25		RPI 26-50		W-L RECORDS		RPI 51-100		RPI 101-150		RPI 150+								
24-22-0		2-4-0		2-6-0		OVERALL		6-6-0		3-5-0		11-1-0								
17-10-0		1-2-0		2-2-0		HOME		3-2-0		1-3-0		10-1-0								
7-12-0		1-2-0		0-4-0		AWAY		3-4-0		2-2-0		1-0-0								
0-0-0		0-0-0		0-0-0		NEUTRAL		0-0-0		0-0-0		0-0-0								
10-13-0		1-2-0		0-5-0		NON-CONFERENCE		2-2-0		1-4-0		6-0-0								
7-5-0		0-0-0		0-1-0		HOME		1-1-0		1-3-0		5-0-0								
3-8-0		1-2-0		0-0-		AWAY		1-1-0		0-1-0		1-0-0								
0-0-0		0-0-0		0-0-0		NEUTRAL		0-0-0		0-0-0		0-0-0								
14-9-0		1-2-0		2-1-0		CONFERENCE		4-4-0		2-1-0		5-1-0								
10-5-0		1-2-0		2-1-0		HOME		2-1-0		0-0-0		5-1-0								
4-4-0		0-0-0		0-0-0		AWAY		2-3-0		2-1-0		0-0-0								
0-0-0		0-0-0		0-0-0		NEUTRAL		0-0-0		0-0-0		0-0-0								
RPI	S	Opponent		Score		RPI	S	Opponent		Score		RPI	S	Opponent		Score				
4	A	Georgia		9	22	34	A	Southern Miss.		2	3	53	H	Louisiana		6	3			
4	A	Georgia		8	3	34	A	Southern Miss.		2	8	53	H	Louisiana		2	11			
4	A	Georgia		3	4	34	A	Southern Miss.		3	4	53	H	Louisiana		5	4			
25	H	Coastal Caro.		3	7	44	H	Troy		0	7	56	A	South Alabama		6	9			
25	H	Coastal Caro.		2	15	44	H	Troy		7	4	56	A	South Alabama		3	11			
25	H	Coastal Caro.		5	4	44	H	Troy		3	0	56	A	South Alabama		1	8			
						48	A	Georgia Tech		1	3	67	A	Little Rock		3	2			
						48	H	Georgia Tech		1	7	67	A	Little Rock		1	0			
												75	A	Col. of Charleston		5	4			
												75	A	Col. of Charleston		0	3			
												75	H	Col. of Charleston		6	4			
												85	H	Kennesaw St.		3	12			

Non-Div. I Games:

Ga. Southern

Average RPI Win: 180		WON-LOST RECORD		WINNING PCT. RANK		LAST 10 GAMES		STRENGTH OF SCHEDULE		OPP. STRENGTH OF SCHEDULE		TEAM RPI		ADJ RPI		CONF. RPI		ADJ CONF. RPI	
DIV. I ONLY		31-16-0		.65957 45		7-3-0		116		211		73		.53739 73		20		20	
DIV. I NON-CONF.		17-9-0		.65385 56		2-0-0		200		248		116		.51246 115		22		22	
TOTALS		RPI 1-25		RPI 26-50		W-L RECORDS		RPI 51-100		RPI 101-150		RPI 150+							
31-16-0		0-1-0		0-1-0		OVERALL		4-2-0		8-6-0		19-6-0							
20-8-0		0-0-0		0-0-0		HOME		1-0-0		4-4-0		15-4-0							
11-8-0		0-1-0		0-1-0		AWAY		3-2-0		4-2-0		4-2-0							
0-0-0		0-0-0		0-0-0		NEUTRAL		0-0-0		0-0-0		0-0-0							
17-9-0		0-1-0		0-1-0		NON-CONFERENCE		1-2-0		1-1-0		15-4-0							
15-4-0		0-0-0		0-0-0		HOME		1-0-0		1-1-0		13-3-0							
2-5-0		0-1-0		0-0-		AWAY		0-2-0		0-0-0		2-1-0							
0-0-0		0-0-0		0-0-0		NEUTRAL		0-0-0		0-0-0		0-0-0							
14-7-0		0-0-0		0-0-0		CONFERENCE		3-0-0		7-5-0		4-2-0							
5-4-0		0-0-0		0-0-0		HOME		0-0-0		3-3-0		2-1-0							
9-3-0		0-0-0		0-0-0		AWAY		3-0-0		4-2-0		2-1-0							
0-0-0		0-0-0		0-0-0		NEUTRAL		0-0-0		0-0-0		0-0-0							
RPI	S	Opponent		Score		RPI	S	Opponent		Score		RPI	S	Opponent		Score			
19	A	Duke		0 5		39	A	South Carolina		4 5		71	A	Wake Forest		5 15			
												71	H	Wake Forest		3 1			
												76	A	Virginia		1 12			
												82	A	Rhode Island		6 1			
												82	A	Rhode Island		6 2			
												82	A	Rhode Island		12 2			
														126 A Saint Louis		3 11			
														126 A Saint Louis		9 5			
														126 A Saint Louis		4 3			
														142 A Richmond		6 2			
														142 A Richmond		3 0			
														142 A Richmond		6 10			
														143 H Yale		5 7			
														143 H Yale		9 0			
														144 H VCU		13 9			
														144 H VCU		1 14			
														144 H VCU		10 9			
														160 H Harvard		13 3			
														171 H Georgetown		10 5			
														171 H Georgetown		16 5			
														171 H Georgetown		9 2			
														196 A Winthrop		0 3			
														196 H Winthrop		12 2			
														201 H George Mason		0 2			
														201 H George Mason		9 5			
														201 H George Mason		4 3			
														203 H Lehi gh		1 7			
														203 H Lehi gh		7 3			
														203 H Lehi gh		1 4			
														221 A Sai nt Joseph's		3 6			
														221 A Sai nt Joseph's		7 3			
														221 A Sai nt Joseph's		18 6			
														229 A N. C. Central		7 0			
														229 H N. C. Central		10 2			
														244 A N. C. A&T		12 3			
														248 H Lafayette		3 6			
														248 H Lafayette		4 0			
LAST 10 GAMES						229 A N. C. Central 7 0						144 H VCU 13 9							
						126 A Saint Louis 3 11						144 H VCU 1 14							
						126 A Saint Louis 9 5						144 H VCU 10 9							
						126 A Saint Louis 4 3						142 A Ri chmond 6 10							
						262 H Charleston So. 4 3						142 A Ri chmond 3 0							

Non-Div. I Games:

Davidson

RPI	S	Opponent	Score	
248	H	Lafayette	2	1
262	H	Charleston So.	4	3
263	H	Mt. St. Mary's	9	1
263	H	Mt. St. Mary's	4	2
263	H	Mt. St. Mary's	18	7

Davi dson

D
a
v
i
d
s
o
n

D
a
v
i
d
s
o
n

W
a
g
n
e
r

Wagner

RPI	S	Opponent	Score
290	H	Fai r l e i g h D i c k i n s o n	4 0
290	H	Fai r l e i g h D i c k i n s o n	7 3
290	H	Fai r l e i g h D i c k i n s o n	6 3

Wagner

Average RPI Win:		164	WON-LOST RECORD		WINNING PCT. RANK		LAST 10 GAMES		STRENGTH OF SCHEDULE		OPP. STRENGTH OF SCHEDULE		TEAM RPI		ADJ RPI		CONF. RPI		ADJ CONF. RPI					
DIV. I ONLY			33-16-0		.67347		37		6-4-0		143		119		75		.537		75		13		13	
DIV. I NON-CONF.			19-9-0		.67857		46		1-1-0		147		121		77		.53413		76		15		15	
TOTALS		RPI 1-25		RPI 26-50		W-L RECORDS		RPI 51-100		RPI 101-150		RPI 150+												
33-16-0		4-2-0		2-1-0		OVERALL		1-2-0		3-6-0		23-5-0												
26-7-0		4-1-0		2-1-0		HOME		1-1-0		0-0-0		19-4-0												
7-9-0		0-1-0		0-0-0		AWAY		0-1-0		3-6-0		4-1-0												
0-0-0		0-0-0		0-0-0		NEUTRAL		0-0-0		0-0-0		0-0-0												
19-9-0		4-2-0		0-0-0		NON-CONFERENCE		1-2-0		2-1-0		12-4-0												
15-6-0		4-1-0		0-0-0		HOME		1-1-0		0-0-0		10-4-0												
4-3-0		0-1-0		0-0-		AWAY		0-1-0		2-1-0		2-0-0												
0-0-0		0-0-0		0-0-0		NEUTRAL		0-0-0		0-0-0		0-0-0												
14-7-0		0-0-0		2-1-0		CONFERENCE		0-0-0		1-5-0		11-1-0												
11-1-0		0-0-0		2-1-0		HOME		0-0-0		0-0-0		9-0-0												
3-6-0		0-0-0		0-0-0		AWAY		0-0-0		1-5-0		2-1-0												
0-0-0		0-0-0		0-0-0		NEUTRAL		0-0-0		0-0-0		0-0-0												
RPI	S	Opponent		Score		RPI	S	Opponent		Score		RPI	S	Opponent		Score								
4	H	Georgia		6	0	26	H	Northeastern		4	1	72	A	Ga. Southern		4	6							
4	H	Georgia		6	4	26	H	Northeastern		1	2	72	H	Ga. Southern		4	5							
4	H	Georgia		5	2	26	H	Northeastern		5	4	72	H	Ga. Southern		3	0							
16	A	East Carolina		2	5							121	A	Elon		3	9							
25	H	Coastal Caro.		11	4							121	A	Elon		5	3							
25	H	Coastal Caro.		0	13							121	A	Elon		5	7							
												131	A	Hofstra		1	2							
												131	A	Hofstra		4	5							
												131	A	Hofstra		1	7							
												147	A	Kansas St.		8	0							
												147	A	Kansas St.		3	7							
												147	A	Kansas St.		6	0							
												154	A	Furman		15	6							
												162	H	James Madison		6	4							
												162	H	James Madison		3	2							
												162	H	James Madison		2	1							
												174	H	Delaware		11	2							
												174	H	Delaware		3	2							
												174	H	Delaware		5	3							
												208	H	Southeast Mo. St.		5	4							
												208	H	Southeast Mo. St.		6	3							
												208	H	Southeast Mo. St.		6	0							
												218	H	William & Mary		8	7							
												218	H	William & Mary		5	1							
												218	H	William & Mary		7	2							
												220	H	Quinnipiac		5	6							
												220	H	Quinnipiac		1	2							
												222	H	CSU Bakersfield		10	1							
												222	H	CSU Bakersfield		13	1							
												222	H	CSU Bakersfield		7	3							
												224	H	LIU Brooklyn		8	2							
												224	H	LIU Brooklyn		7	0							
												224	H	LIU Brooklyn		11	4							
												224	H	LIU Brooklyn		2	7							
												253	H	The Citadel		10	6							
												262	A	Charleston So.		5	4							
												262	H	Charleston So.		2	3							
LAST 10 GAMES																								
						265	A	Towson		3	5	174	H	Delaware		5	3							
						265	A	Towson		13	5	253	H	The Citadel		10	6							
						265	A	Towson		8	3	72	H	Ga. Southern		4	5							
						174	H	Delaware		3	2	131	A	Hofstra		4	5							
						174	H	Delaware		11	2	131	A	Hofstra		1	2							

Non-Div. I Games:

Col. of Charleston

Col. of Charleston

Average RPI Win:		132	WON-LOST		WINNING		LAST 10		STRENGTH OF		OPP. STRENGTH		TEAM		ADJ		CONF.		ADJ CONF.				
Average RPI Loss:		72	RECORD		PCT. RANK		GAMES		SCHEDULE		OF SCHEDULE		RPI		RPI		RPI		RPI				
DIV. I ONLY			25-20-0		.55556		109		5-5-0		42		65		76		.53696		76				
DIV. I NON-CONF.			16-5-0		.7619		24		3-0-0		108		217		46		.5565		46				
TOTALS		RPI 1-25		RPI 26-50				W-L RECORDS				RPI 51-100				RPI 101-150				RPI 150+			
25-20-0		2-7-0		2-2-0				OVERALL				3-5-0				8-3-0				10-3-0			
19-10-0		1-5-0		0-0-0				HOME				1-0-0				7-2-0				10-3-0			
4-10-0		1-2-0		2-2-0				AWAY				1-5-0				0-1-0				0-0-0			
2-0-0		0-0-0		0-0-0				NEUTRAL				1-0-0				1-0-0				0-0-0			
16-5-0		0-0-0		0-1-0				NON-CONFERENCE				2-0-0				6-2-0				8-2-0			
14-3-0		0-0-0		0-0-0				HOME				1-0-0				5-1-0				8-2-0			
0-2-0		0-0-0		0-0-				AWAY				0-0-0				0-1-0				0-0-0			
2-0-0		0-0-0		0-0-0				NEUTRAL				1-0-0				1-0-0				0-0-0			
9-15-0		2-7-0		2-1-0				CONFERENCE				1-5-0				2-1-0				2-1-0			
5-7-0		1-5-0		0-0-0				HOME				0-0-0				2-1-0				2-1-0			
4-8-0		1-2-0		2-1-0				AWAY				1-5-0				0-0-0				0-0-0			
0-0-0		0-0-0		0-0-0				NEUTRAL				0-0-0				0-0-0				0-0-0			
RPI	S	Opponent		Score		RPI	S	Opponent		Score		RPI	S	Opponent		Score		RPI	S	Opponent		Score	
3	H	North Carolina		6	12	33	A	UCF		3	6	70	A	Mi ami (FL)		0	1	105	N	Samford		10	4
3	H	North Carolina		6	8	37	A	Loui sville		5	4	70	A	Mi ami (FL)		1	8	110	H	Virgini a Tech		9	0
3	H	North Carolina		4	0	37	A	Loui sville		2	1	70	A	Mi ami (FL)		2	3	110	H	Virgini a Tech		4	5
8	H	Clemson		2	3	37	A	Loui sville		4	5	73	H	Davi dson		12	1	110	H	Virgini a Tech		6	5
8	H	Clemson		8	9							95	N	Ri ce		3	0	124	H	Li berty		14	3
8	H	Clemson		4	5							97	A	Pi ttsburgh		1	4	125	H	George Washi ngton		3	2
19	A	Duke		3	0							97	A	Pi ttsburgh		5	7	143	H	Yal e		7	6
19	A	Duke		2	3							97	A	Pi ttsburgh		10	7	143	H	Yal e		4	11
19	A	Duke		3	6													143	H	Yal e		5	4
																		144	A	VCU		3	11
																		144	H	VCU		2	0
																		157	H	Boston Colle ge		2	6
																		157	H	Boston Colle ge		10	9
																		157	H	Boston Colle ge		7	3
																		162	H	James Madi son		3	2
																		165	H	VMI		4	9
																		165	H	VMI		10	9
																		170	H	Eastern Ky.		13	1
																		170	H	Eastern Ky.		6	7
																		170	H	Eastern Ky.		12	3
																		218	H	William & Mary		4	3
																		234	H	Radford		12	4
																		246	H	Ol d Domi ni on		4	0
																		257	H	Longwood		6	0
						LAST 10 GAMES																	
						144	H	VCU		2	0	37	A	Loui sville		5	4						
						8	H	Cl emson		8	9	37	A	Loui sville		4	5						
						8	H	Cl emson		4	5	124	H	Li berty		14	3						
						8	H	Cl emson		2	3	125	H	George Washi ngton		3	2						
						37	A	Loui sville		2	1	3	H	North Carolina		6	12						

Non-Div. I Games:

Virginia

UNLV

Average RPI Win:		131	WON-LOST RECORD		WINNING PCT. RANK		LAST 10 GAMES		STRENGTH OF SCHEDULE		OPP. STRENGTH OF SCHEDULE		TEAM RPI		ADJ RPI		CONF. RPI		ADJ CONF. RPI					
DIV. I ONLY			30-19-0		.61224		73		3-7-0		133		40		77		.53691		77		9		9	
DIV. I NON-CONF.			19-6-0		.76		26		1-0-0		218		19		38		.56347		38		9		9	
TOTALS		RPI 1-25		RPI 26-50				W-L RECORDS				RPI 51-100				RPI 101-150				RPI 150+				
30-19-0		0-0-0		5-7-0				OVERALL				7-5-0				6-0-0				12-7-0				
21-6-0		0-0-0		4-2-0				HOME				4-2-0				4-0-0				9-2-0				
9-13-0		0-0-0		1-5-0				AWAY				3-3-0				2-0-0				3-5-0				
0-0-0		0-0-0		0-0-0				NEUTRAL				0-0-0				0-0-0				0-0-0				
19-6-0		0-0-0		4-2-0				NON-CONFERENCE				2-1-0				3-0-0				10-3-0				
14-1-0		0-0-0		3-0-0				HOME				2-1-0				1-0-0				8-0-0				
5-5-0		0-0-0		1-0-				AWAY				0-0-0				2-0-0				2-3-0				
0-0-0		0-0-0		0-0-0				NEUTRAL				0-0-0				0-0-0				0-0-0				
11-13-0		0-0-0		1-5-0				CONFERENCE				5-4-0				3-0-0				2-4-0				
7-5-0		0-0-0		1-2-0				HOME				2-1-0				3-0-0				1-2-0				
4-8-0		0-0-0		0-3-0				AWAY				3-3-0				0-0-0				1-2-0				
0-0-0		0-0-0		0-0-0				NEUTRAL				0-0-0				0-0-0				0-0-0				
RPI	S	Opponent		Score		RPI	S	Opponent		Score		RPI	S	Opponent		Score		RPI	S	Opponent		Score		
				46	A	West Virginia		5	7	59	A	Nevada		7	8	117	A	Arizona St.		10	3			
				46	A	West Virginia		11	4	59	A	Nevada		4	5	117	H	Arizona St.		14	6			
				46	A	West Virginia		7	8	59	A	Nevada		7	3	133	H	Fresno St.		5	4			
				49	H	Iowa		4	0	65	H	Indiana St.		2	4	133	H	Fresno St.		7	6			
				49	H	Iowa		13	3	65	H	Indiana St.		5	4	133	H	Fresno St.		7	6			
				49	H	Iowa		11	2	83	H	Oregon		9	3	148	A	CSUN		7	5			
				50	A	San Diego St.		0	1	89	A	Air Force		19	15	156	H	San Jose St.		5	8			
				50	A	San Diego St.		6	7	89	A	Air Force		11	6	156	H	San Jose St.		8	10			
				50	A	San Diego St.		2	4	89	A	Air Force		12	15	156	H	San Jose St.		11	2			
				50	H	San Diego St.		8	17	89	A	Air Force		6	3	158	A	Grand Canyon		6	10			
				50	H	San Diego St.		4	3	89	H	Air Force		1	5	158	A	Grand Canyon		3	5			
				50	H	San Diego St.		7	22	89	H	Air Force		10	7	166	H	Loyola Marymount		11	10			
																169	A	New Mexico		5	8			
																169	A	New Mexico		2	11			
																169	A	New Mexico		8	3			
																191	A	Utah		3	0			
																191	H	Utah		3	1			
																198	H	Portland		12	2			
																198	H	Portland		8	7			
																209	H	Columbia		8	3			
																209	H	Columbia		11	0			
																209	H	Columbia		13	3			
																209	H	Columbia		13	7			
																222	A	CSU Bakersfield		0	4			
																240	A	UC Riverside		6	1			
						LAST 10 GAMES																		
				156	H	San Jose St.		8	10	50	A	San Diego St.		0	1									
				156	H	San Jose St.		5	8	169	A	New Mexico		8	3									
				156	H	San Jose St.		11	2	169	A	New Mexico		2	11									
				50	A	San Diego St.		2	4	169	A	New Mexico		5	8									
				50	A	San Diego St.		6	7	198	H	Portland		8	7									

Non-Div. I Games:

UNLV

Average RPI Win:		108	WON-LOST RECORD		WINNING PCT. RANK		LAST 10 GAMES		STRENGTH OF SCHEDULE		OPP. STRENGTH OF SCHEDULE		TEAM RPI		ADJ RPI		CONF. RPI		ADJ CONF. RPI				
DIV. I ONLY			23-20-0		.53488 127		6-4-0		63		55		78		.53627 78		5		5				
DIV. I NON-CONF.			10-12-0		.45455 173		1-1-0		63		112		148		.50334 148		5		5				
TOTALS		RPI 1-25		RPI 26-50		W-L RECORDS		RPI 51-100		RPI 101-150		RPI 150+											
23-20-0		3-4-0		3-1-0		OVERALL		5-7-0		6-4-0		6-4-0											
12-10-0		1-2-0		3-0-0		HOME		4-4-0		0-0-0		4-4-0											
10-9-0		2-2-0		0-1-0		AWAY		1-2-0		6-4-0		1-0-0											
1-1-0		0-0-0		0-0-0		NEUTRAL		0-1-0		0-0-0		1-0-0											
10-12-0		2-2-0		0-1-0		NON-CONFERENCE		2-4-0		2-2-0		4-3-0											
5-8-0		1-2-0		0-0-0		HOME		2-3-0		0-0-0		2-3-0											
4-3-0		1-0-0		0-0-		AWAY		0-0-0		2-2-0		1-0-0											
1-1-0		0-0-0		0-0-0		NEUTRAL		0-1-0		0-0-0		1-0-0											
13-8-0		1-2-0		3-0-0		CONFERENCE		3-3-0		4-2-0		2-1-0											
7-2-0		0-0-0		3-0-0		HOME		2-1-0		0-0-0		2-1-0											
6-6-0		1-2-0		0-0-0		AWAY		1-2-0		4-2-0		0-0-0											
0-0-0		0-0-0		0-0-0		NEUTRAL		0-0-0		0-0-0		0-0-0											
RPI	S	Opponent		Score		RPI	S	Opponent		Score		RPI	S	Opponent		Score							
7	A	Oregon St.		8 4		36	H	Ari zona		7 1		57	N	Ill i noi s		1 7							
7	A	Oregon St.		1 16		36	H	Ari zona		1 0		79	H	Gonzaga		5 3							
7	A	Oregon St.		2 5		36	H	Ari zona		3 2		83	H	Oregon		2 1							
14	A	Minnesota		6 4		50	A	San Diego St.		4 6		83	H	Oregon		4 6							
16	H	East Carolina		2 7								83	H	Oregon		4 0							
16	H	East Carolina		8 0								90	A	Cal i forni a		4 3							
16	H	East Carolina		1 5								90	A	Cal i forni a		4 11							
												90	A	Cal i forni a		2 5							
												94	H	Ill i noi s St.		2 3							
												94	H	Ill i noi s St.		4 5							
												94	H	Ill i noi s St.		6 13							
												94	H	Ill i noi s St.		5 2							
												115	A	Southern Cal i forni a		9 5							
												115	A	Southern Cal i forni a		5 2							
												115	A	Southern Cal i forni a		0 1							
												117	A	Ari zona St.		7 3							
												117	A	Ari zona St.		7 6							
												117	A	Ari zona St.		3 4							
												137	A	Sacramento St.		8 5							
												137	A	Sacramento St.		4 1							
												137	A	Sacramento St.		4 6							
												137	A	Sacramento St.		0 6							
												155	H	Washi ngton St.		1 4							
												155	H	Washi ngton St.		6 5							
												155	H	Washi ngton St.		15 2							
												163	A	Seattle U		7 2							
												163	H	Seattle U		3 8							
												216	N	Mi chi gan St.		4 3							
												240	H	UC Ri versi de		3 6							
												240	H	UC Ri versi de		5 2							
												240	H	UC Ri versi de		8 0							
												241	H	UTRGV		3 5							
LAST 10 GAMES																							
117 A Ari zona St.						7 6						155 H Washi ngton St.						1 4					
117 A Ari zona St.						7 3						155 H Washi ngton St.						15 2					
117 A Ari zona St.						3 4						241 H UTRGV						3 5					
163 A Seattle U						7 2						90 A Cal i forni a						4 3					
155 H Washi ngton St.						6 5						90 A Cal i forni a						2 5					

Non-Div. I Games:

Washi ngton

Average RPI Win: 148		WON-LOST	WINNING	LAST 10	STRENGTH OF		OPP. STRENGTH	TEAM	ADJ	CONF.	ADJ CONF.
Average RPI Loss: 120		RECORD	PCT. RANK	GAMES	SCHEDULE		OF SCHEDULE	RPI	RPI	RPI	RPI
DIV. I ONLY		24-20-0	.54545	119	6-4-0		129	107	79	.53521	79
DIV. I NON-CONF.		10-10-0	.5	140	1-0-0		101	35	62	.5447	62
TOTALS		RPI 1-25	RPI 26-50		W-L RECORDS		RPI 51-100		RPI 101-150		RPI 150+
24-20-0		0-2-0	0-0-0		OVERALL		4-5-0		8-6-0		12-7-0
8-2-0		0-0-0	0-0-0		HOME		0-0-0		2-1-0		6-1-0
13-16-0		0-1-0	0-0-0		AWAY		4-5-0		6-5-0		3-5-0
3-2-0		0-1-0	0-0-0		NEUTRAL		0-0-0		0-0-0		3-1-0
10-10-0		0-2-0	0-0-0		NON-CONFERENCE		4-5-0		2-0-0		4-3-0
1-0-0		0-0-0	0-0-0		HOME		0-0-0		0-0-0		1-0-0
6-8-0		0-1-0	0-0-		AWAY		4-5-0		2-0-0		0-2-0
3-2-0		0-1-0	0-0-0		NEUTRAL		0-0-0		0-0-0		3-1-0
14-10-0		0-0-0	0-0-0		CONFERENCE		0-0-0		6-6-0		8-4-0
7-2-0		0-0-0	0-0-0		HOME		0-0-0		2-1-0		5-1-0
7-8-0		0-0-0	0-0-0		AWAY		0-0-0		4-5-0		3-3-0
0-0-0		0-0-0	0-0-0		NEUTRAL		0-0-0		0-0-0		0-0-0
RPI	S	Opponent	Score	RPI	S	Opponent	Score	RPI	S	Opponent	Score
2	A	Stanford	3 4					78	A	Washington	3 5
7	N	Oregon St.	3 4					83	A	Oregon	3 6
								87	A	UC Irvine	5 3
								87	A	UC Irvine	1 6
								87	A	UC Irvine	1 3
								95	A	Rice	10 2
								95	A	Rice	7 5
								95	A	Rice	7 5
								95	A	Rice	1 6
								103	H	Pepperdi ne	1 0
								103	H	Pepperdi ne	7 0
								103	H	Pepperdi ne	8 11
								120	A	Saint Mary' s (CA)	2 3
								120	A	Saint Mary' s (CA)	3 0
								120	A	Saint Mary' s (CA)	1 2
								127	A	San Di ego	5 3
								127	A	San Di ego	4 5
								127	A	San Di ego	13 3
								135	A	San Franci sco	0 1
								135	A	San Franci sco	0 3
								135	A	San Franci sco	6 0
								137	A	Sacramento St.	13 3
								137	A	Sacramento St.	6 3
								155	A	Washi ngton St.	3 4
								155	H	Washi ngton St.	7 4
								163	A	Seattle U	4 6
								166	H	Loyol a Marymount	11 1
								166	H	Loyol a Marymount	5 3
								166	H	Loyol a Marymount	2 5
								169	N	New Mexi co	4 3
								172	N	Cal Poly	7 8
								172	N	Cal Poly	5 4
								183	A	Paci fic	7 1
								183	A	Paci fic	5 2
								183	A	Paci fic	1 2
								193	A	BYU	2 6
								193	A	BYU	4 6
								193	A	BYU	4 3
								198	H	Portl and	6 4
								198	H	Portl and	9 8
								198	H	Portl and	3 0
								210	N	Mi l waukee	4 1
				LAST 10 GAMES							
				127	A	San Di ego	4 5	166	H	Loyol a Marymount	2 5
				127	A	San Di ego	5 3	135	A	San Francisco	0 3
				127	A	San Di ego	13 3	135	A	San Francisco	0 1
				166	H	Loyol a Marymount	11 1	135	A	San Francisco	6 0
				166	H	Loyol a Marymount	5 3	155	H	Washington St.	7 4

Non-Div. I Games:

Gonzaga

Average RPI Win:		125	WON-LOST RECORD		WINNING PCT. RANK		LAST 10 GAMES		STRENGTH OF SCHEDULE		OPP. STRENGTH OF SCHEDULE		TEAM RPI		ADJ RPI		CONF. RPI		ADJ CONF. RPI				
DIV. I ONLY			25-25-0		.5 145		3-7-0		20		19		80		.53473 80		1		1				
DIV. I NON-CONF.			19-6-0		.76 26		2-0-0		149		140		45		.55675 45		1		1				
TOTALS		RPI 1-25		RPI 26-50		W-L RECORDS		RPI 51-100		RPI 101-150		RPI 150+											
25-25-0		3-13-0		6-5-0		OVERALL		0-3-0		5-3-0		11-1-0											
21-11-0		3-6-0		3-2-0		HOME		0-0-0		4-3-0		11-0-0											
4-13-0		0-6-0		3-3-0		AWAY		0-3-0		1-0-0		0-1-0											
0-1-0		0-1-0		0-0-0		NEUTRAL		0-0-0		0-0-0		0-0-0											
19-6-0		0-0-0		3-2-0		NON-CONFERENCE		0-0-0		5-3-0		11-1-0											
17-3-0		0-0-0		2-0-0		HOME		0-0-0		4-3-0		11-0-0											
2-3-0		0-0-0		1-0-		AWAY		0-0-0		1-0-0		0-1-0											
0-0-0		0-0-0		0-0-0		NEUTRAL		0-0-0		0-0-0		0-0-0											
6-19-0		3-13-0		3-3-0		CONFERENCE		0-3-0		0-0-0		0-0-0											
4-8-0		3-6-0		1-2-0		HOME		0-0-0		0-0-0		0-0-0											
2-10-0		0-6-0		2-1-0		AWAY		0-3-0		0-0-0		0-0-0											
0-1-0		0-1-0		0-0-0		NEUTRAL		0-0-0		0-0-0		0-0-0											
RPI	S	Opponent		Score		RPI	S	Opponent		Score		RPI	S	Opponent		Score							
4	H	Georgi a		10	9	32	A	Mi ssouri		0	1	64	A	Tennessee		4	5	105	A	Samford	13	3	
4	H	Georgi a		5	6	32	A	Mi ssouri		5	1	64	A	Tennessee		0	3	105	H	Samford	0	6	
4	H	Georgi a		5	6	32	A	Mi ssouri		2	1	64	A	Tennessee		1	2	108	H	Jacksonville St.	9	8	
5	A	Arkansas		4	7	34	H	Southern Mi ss.		3	0							108	H	Jacksonville St.	0	4	
5	A	Arkansas		7	9	38	H	Mi ssi ssi ppi St.		12	14							112	H	New Mexi co St.	0	3	
5	A	Arkansas		3	7	38	H	Mi ssi ssi ppi St.		4	6							112	H	New Mexi co St.	5	2	
6	H	Auburn		5	19	38	H	Mi ssi ssi ppi St.		4	3							112	H	New Mexi co St.	3	1	
6	H	Auburn		5	20	41	A	Okl ahoma		13	1							150	H	Mi ddle Tenn.	4	0	
6	H	Auburn		0	5	41	A	Okl ahoma		4	16							155	H	Washi ngton St.	12	4	
6	N	Auburn		2	5	41	A	Okl ahoma		1	2							155	H	Washi ngton St.	8	2	
13	A	Texas A&M		2	3	44	H	Troy		4	3							155	H	Washi ngton St.	9	3	
13	A	Texas A&M		6	9													185	A	UAB	4	6	
13	A	Texas A&M		6	12													185	H	UAB	12	3	
15	H	Kentucky		4	2													186	H	Val parai so	12	6	
15	H	Kentucky		4	2													186	H	Val parai so	16	2	
15	H	Kentucky		2	5													186	H	Val parai so	6	5	
																		226	H	Al abama St.	11	1	
																		285	H	Al abama A&M	15	0	
																		285	H	Al abama A&M	14	0	
																		287	H	Al corn	3	0	
						LAST 10 GAMES																	
				108	H	Jacksonville St.		9	8	5	A	Arkansas		4	7								
				38	H	Mi ssi ssi ppi St.		4	6	5	A	Arkansas		3	7								
				38	H	Mi ssi ssi ppi St.		4	3	44	H	Troy		4	3								
				38	H	Mi ssi ssi ppi St.		12	14	6	H	Auburn		5	20								
				5	A	Arkansas		7	9	6	H	Auburn		0	5								

Non-Div. I Games:

Al abama

Average RPI Win: 99		WON-LOST RECORD		WINNING PCT. RANK		LAST 10 GAMES		STRENGTH OF SCHEDULE		OPP. STRENGTH OF SCHEDULE		TEAM RPI		ADJ RPI		CONF. RPI		ADJ CONF. RPI	
DIV. I ONLY		22-27-0		.44898 183		5-5-0		4		62		81		.53316 81		4		4	
DIV. I NON-CONF.		15-16-0		.48387 150		4-0-0		21		92		95		.5215 95		4		4	
TOTALS		RPI 1-25		RPI 26-50		W-L RECORDS		RPI 51-100		RPI 101-150		RPI 150+							
22-27-0		2-10-0		3-5-0		OVERALL		8-6-0		5-4-0		4-2-0							
17-13-0		0-3-0		1-3-0		HOME		8-4-0		4-2-0		4-1-0							
5-14-0		2-7-0		2-2-0		AWAY		0-2-0		1-2-0		0-1-0							
0-0-0		0-0-0		0-0-0		NEUTRAL		0-0-0		0-0-0		0-0-0							
15-16-0		0-3-0		2-3-0		NON-CONFERENCE		6-5-0		3-3-0		4-2-0							
13-8-0		0-0-0		1-3-0		HOME		6-3-0		2-1-0		4-1-0							
2-8-0		0-3-0		1-0-		AWAY		0-2-0		1-2-0		0-1-0							
0-0-0		0-0-0		0-0-0		NEUTRAL		0-0-0		0-0-0		0-0-0							
7-11-0		2-7-0		1-2-0		CONFERENCE		2-1-0		2-1-0		0-0-0							
4-5-0		0-3-0		0-0-0		HOME		2-1-0		2-1-0		0-0-0							
3-6-0		2-4-0		1-2-0		AWAY		0-0-0		0-0-0		0-0-0							
0-0-0		0-0-0		0-0-0		NEUTRAL		0-0-0		0-0-0		0-0-0							
RPI	S	Opponent		Score		RPI	S	Opponent		Score		RPI	S	Opponent		Score			
11	A	Ole Miss		1	9	27	A	Wichita St.		2	8	52	A	LSU		4	10		
11	A	Ole Miss		4	5	27	A	Wichita St.		3	9	52	H	LSU		10	9		
11	A	Ole Miss		3	6	27	A	Wichita St.		19	4	53	H	Louisiana		2	5		
16	H	East Carolina		1	6	34	A	Southern Miss.		10	7	61	H	Houston		17	16		
16	H	East Carolina		5	9	34	H	Southern Miss.		3	12	61	H	Houston		2	0		
16	H	East Carolina		3	8	40	H	Cal St. Fullerton		6	9	61	H	Houston		3	5		
18	A	UConn		7	1	40	H	Cal St. Fullerton		3	9	62	H	Purdue		8	12		
18	A	UConn		2	9	40	H	Cal St. Fullerton		9	3	62	H	Purdue		1	0		
18	A	UConn		2	6							62	H	Purdue		6	2		
24	A	South Fla.		3	14							86	H	Wright St.		11	5		
24	A	South Fla.		3	2							86	H	Wright St.		6	5		
24	A	South Fla.		8	10							86	H	Wright St.		4	3		
												98	A	Southeastern La.		3	9		
												98	H	Southeastern La.		12	13		

Non-Div. I Games:

Tulane

Average RPI Win:		198	WON-LOST		WINNING		LAST 10		STRENGTH OF		OPP. STRENGTH		TEAM		ADJ		CONF.		ADJ CONF.					
Average RPI Loss:		72	RECORD		PCT. RANK		GAMES		SCHEDULE		OF SCHEDULE		RPI		RPI		RPI		RPI					
DIV. I ONLY			19-25-0		.43182		200		10-0-0		23		161		82		.53043		82		20		20	
DIV. I NON-CONF.			10-16-0		.38462		213		3-0-0		2		51		44		.55687		44		22		22	
TOTALS		RPI 1-25		RPI 26-50				W-L RECORDS				RPI 51-100				RPI 101-150				RPI 150+				
19-25-0		1-12-0		0-1-0				OVERALL				2-3-0				1-5-0				15-4-0				
10-4-0		0-0-0		0-1-0				HOME				1-3-0				0-0-0				9-0-0				
8-21-0		1-12-0		0-0-0				AWAY				0-0-0				1-5-0				6-4-0				
1-0-0		0-0-0		0-0-0				NEUTRAL				1-0-0				0-0-0				0-0-0				
10-16-0		1-12-0		0-1-0				NON-CONFERENCE				2-0-0				0-0-0				7-3-0				
4-1-0		0-0-0		0-1-0				HOME				1-0-0				0-0-0				3-0-0				
5-15-0		1-12-0		0-0-				AWAY				0-0-0				0-0-0				4-3-0				
1-0-0		0-0-0		0-0-0				NEUTRAL				1-0-0				0-0-0				0-0-0				
9-9-0		0-0-0		0-0-0				CONFERENCE				0-3-0				1-5-0				8-1-0				
6-3-0		0-0-0		0-0-0				HOME				0-3-0				0-0-0				6-0-0				
3-6-0		0-0-0		0-0-0				AWAY				0-0-0				1-5-0				2-1-0				
0-0-0		0-0-0		0-0-0				NEUTRAL				0-0-0				0-0-0				0-0-0				
RPI	S	Opponent		Score		RPI	S	Opponent		Score		RPI	S	Opponent		Score		RPI	S	Opponent		Score		
1	A	Florida		0	9	26	H	Northeastern		8	15	73	H	Davi dson		2	6	116	A	Fordham		6	2	
1	A	Florida		2	3							73	H	Davi dson		1	6	116	A	Fordham		0	4	
1	A	Florida		2	9							73	H	Davi dson		2	12	116	A	Fordham		3	5	
12	A	Stetson		6	5							91	H	Bryant		8	6	144	A	VCU		2	4	
12	A	Stetson		1	10							93	N	Army West Point		6	4	144	A	VCU		2	5	
12	A	Stetson		2	3													144	A	VCU		0	1	
12	A	Stetson		6	17													157	A	Boston Colle ge		3	1	
13	A	Texas A&M		1	4													163	A	Seattle U		4	2	
13	A	Texas A&M		2	10													163	A	Seattle U		8	1	
13	A	Texas A&M		3	4													163	A	Seattle U		4	5	
21	A	Jacksonvill e		1	2													163	A	Seattle U		1	2	
21	A	Jacksonville		1	3													173	A	Hol y Cross		4	9	
21	A	Jacksonvill e		0	6													190	H	Hartford		10	2	
																		220	H	Qui nni pi ac		7	5	
																		221	H	Saint Joseph' s		2	1	
																		221	H	Saint Joseph' s		7	3	
																		221	H	Saint Joseph' s		2	1	
																		252	H	Sacred Heart		5	3	
																		259	A	Massachusetts		3	1	
																		259	A	Massachusetts		3	4	
																		259	A	Massachusetts		6	3	
																		274	A	Brown		11	5	
																		281	H	La Salle		10	5	
																		281	H	La Salle		2	1	
																		281	H	La Salle		7	1	
						LAST 10 GAMES																		
						281 H La Salle						7	1	221 H Saint Joseph' s						2	1			
						281 H La Salle						2	1	221 H Saint Joseph' s						2	1			
						281 H La Salle						10	5	190 H Hartford						10	2			
						91 H Bryant						8	6	157 A Boston College						3	1			
						221 H Saint Joseph' s						7	3	259 A Massachusetts						6	3			

Non-Div. I Games:

Rhode Island

O
r
e
g
o
n

Oregon

Average RPI Win:		186	WON-LOST		WINNING		LAST 10		STRENGTH OF		OPP. STRENGTH		TEAM	ADJ		CONF.	ADJ CONF.	
Average RPI Loss:		93	RECORD		PCT. RANK		GAMES		SCHEDULE		OF SCHEDULE		RPI	RPI		RPI	RPI	
DIV. I ONLY			24-16-1		.59756		79		8-2-0		144		173		84		.52916	
DIV. I NON-CONF.			14-14-1		.5		140		2-1-0		151		226		133		.50857	
TOTALS		RPI 1-25		RPI 26-50		W-L RECORDS		RPI 51-100		RPI 101-150		RPI 150+						
24-16-1		2-2-1		0-4-0		OVERALL		3-4-0		5-1-0		14-5-0						
10-4-0		0-0-0		0-0-0		HOME		0-1-0		2-1-0		8-2-0						
10-10-1		2-2-1		0-3-0		AWAY		2-2-0		3-0-0		3-3-0						
4-2-0		0-0-0		0-1-0		NEUTRAL		1-1-0		0-0-0		3-0-0						
14-14-1		2-2-1		0-4-0		NON-CONFERENCE		1-3-0		0-0-0		11-5-0						
5-3-0		0-0-0		0-0-0		HOME		0-1-0		0-0-0		5-2-0						
5-9-1		2-2-1		0-0-		AWAY		0-1-0		0-0-0		3-3-0						
4-2-0		0-0-0		0-1-0		NEUTRAL		1-1-0		0-0-0		3-0-0						
10-2-0		0-0-0		0-0-0		CONFERENCE		2-1-0		5-1-0		3-0-0						
5-1-0		0-0-0		0-0-0		HOME		0-0-0		2-1-0		3-0-0						
5-1-0		0-0-0		0-0-0		AWAY		2-1-0		3-0-0		0-0-0						
0-0-0		0-0-0		0-0-0		NEUTRAL		0-0-0		0-0-0		0-0-0						
RPI	S	Opponent		Score		RPI	S	Opponent		Score		RPI	S	Opponent		Score		
17	A	NC State		4	8	29	A	Fla. Atlantic		2	4	55	A	Creighton		2	1	
17	A	NC State		1	3	29	A	Fla. Atlantic		3	11	55	A	Creighton		2	4	
17	A	NC State		8	6	29	A	Fla. Atlantic		0	10	55	A	Creighton		3	0	
20	A	Oklahoma St.		10	7	47	N	Missouri St.		2	14	74	H	Wagner		2	4	
20	A	Oklahoma St.		3	3							92	N	Notre Dame		8	9	
												96	A	Wofford		5	12	
												97	N	Pittsburgh		1	0	
												118	H	Xavier		9	6	
												118	H	Xavier		3	5	
												118	H	Xavier		4	3	
												139	A	Butler		3	0	
												139	A	Butler		7	5	
												139	A	Butler		6	1	
												159	A	Hawai i		2	3	
												159	A	Hawai i		6	8	
												159	A	Hawai i		5	1	
												159	A	Hawai i		9	8	
												161	H	NJIT		4	10	
												163	N	Seattle U		14	9	
												168	H	Monmouth		3	10	
												233	A	USC Upstate		1	12	
												235	N	Central Mich.		10	4	
												272	A	Princeton		28	8	
												277	N	Youngstown St.		11	3	
												280	H	Villanova		11	2	
												280	H	Villanova		2	1	
												280	H	Villanova		8	2	
												286	H	Ri der		5	3	
												290	H	Fai rlei gh Di cki nson		4	2	
												290	H	Fai rlei gh Di cki nson		5	4	
												295	H	Saint Peter's		11	1	
												295	H	Saint Peter's		2	0	
LAST 10 GAMES																		
286	H	Ri der		5	3	280	H	Villanova		11	2							
55	A	Creighton		3	0	280	H	Villanova		2	1							
55	A	Creighton		2	1	280	H	Villanova		8	2							
55	A	Creighton		2	4	161	H	NJIT		4	10							
295	H	Saint Peter's		11	1	139	A	Butler		7	5							

Non-Div. I Games:

Seton Hall

Average RPI Win: 160		WON-LOST	WINNING	LAST 10	STRENGTH OF		OPP. STRENGTH	TEAM	ADJ	CONF.	ADJ CONF.
Average RPI Loss: 76		RECORD	PCT. RANK	GAMES	SCHEDULE		OF SCHEDULE	RPI	RPI	RPI	RPI
DIV. I ONLY		24-21-0	.53333	128	4-6-0		48	101	85	.52842	85
DIV. I NON-CONF.		14-16-0	.46667	161	0-3-0		70	116	157	.50028	157
TOTALS		RPI 1-25	RPI 26-50		W-L RECORDS		RPI 51-100		RPI 101-150		RPI 150+
24-21-0		3-7-0	1-3-0		OVERALL		2-3-0		6-5-0		12-3-0
18-11-0		3-5-0	0-0-0		HOME		0-1-0		5-3-0		10-2-0
6-10-0		0-2-0	1-3-0		AWAY		2-2-0		1-2-0		2-1-0
0-0-0		0-0-0	0-0-0		NEUTRAL		0-0-0		0-0-0		0-0-0
14-16-0		1-6-0	1-3-0		NON-CONFERENCE		1-1-0		3-5-0		8-1-0
11-9-0		1-4-0	0-0-0		HOME		0-1-0		2-3-0		8-1-0
3-7-0		0-2-0	1-0-		AWAY		1-0-0		1-2-0		0-0-0
0-0-0		0-0-0	0-0-0		NEUTRAL		0-0-0		0-0-0		0-0-0
10-5-0		2-1-0	0-0-0		CONFERENCE		1-2-0		3-0-0		4-2-0
7-2-0		2-1-0	0-0-0		HOME		0-0-0		3-0-0		2-1-0
3-3-0		0-0-0	0-0-0		AWAY		1-2-0		0-0-0		2-1-0
0-0-0		0-0-0	0-0-0		NEUTRAL		0-0-0		0-0-0		0-0-0
RPI S	Opponent	Score	RPI S	Opponent	Score	RPI S	Opponent	Score	RPI S	Opponent	Score
4 A	Georgi a	3 15	41 A	Okl ahoma	1 3	63 A	FGCU	2 1	101 A	Mercer	5 7
4 H	Georgi a	4 14	41 A	Okl ahoma	1 4	63 A	FGCU	0 3	101 H	Mercer	0 4
8 A	Cl emson	4 9	41 A	Okl ahoma	9 4	63 A	FGCU	3 4	105 H	Samford	9 3
12 H	Stetson	9 6	48 A	Georgi a Tech	7 17	68 H	Bradley	4 6	105 H	Samford	1 2
12 H	Stetson	6 7				72 A	Ga. Southern	12 3	105 H	Samford	9 3
12 H	Stetson	4 3							108 A	Jacksonville St.	1 3
14 H	Mi nnesota	8 11							109 H	North Florida	3 2
14 H	Mi nnesota	3 9							109 H	North Florida	10 6
18 H	UConn	7 3							109 H	North Florida	7 5
23 H	Tennessee Tech	2 4							123 A	Georgi a St.	15 9
									123 H	Georgi a St.	4 7
									175 H	Lipscomb	5 6
									175 H	Lipscomb	8 6
									175 H	Lipscomb	5 1
									233 A	USC Upstate	5 2
									233 A	USC Upstate	3 9
									233 A	USC Upstate	9 4
									252 H	Sacred Heart	3 2
									252 H	Sacred Heart	7 6
									252 H	Sacred Heart	2 4
									270 H	Evansville	10 9
									270 H	Evansville	7 6
									270 H	Evansville	8 6
									278 H	Grambling	23 6
									278 H	Grambling	26 7
									278 H	Grambling	14 2
			LAST 10 GAMES								
			123 H	Georgi a St.	4 7	175 H	Lipscomb	8 6			
			63 A	FGCU	3 4	175 H	Lipscomb	5 1			
			63 A	FGCU	0 3	175 H	Lipscomb	5 6			
			63 A	FGCU	2 1	48 A	Georgi a Tech	7 17			
			8 A	Cl emson	4 9	109 H	North Florida	7 5			

Non-Div. I Games:

Kennesaw St.

Average RPI Win:		201	WON-LOST		WINNING		LAST 10		STRENGTH OF		OPP. STRENGTH		TEAM		ADJ		CONF.		ADJ CONF.				
Average RPI Loss:		146	RECORD		PCT. RANK		GAMES		SCHEDULE		OF SCHEDULE		RPI		RPI		RPI		RPI				
DIV. I ONLY			31-15-0		.67391		34		7-3-0		240		194		86		.52815		86				
DIV. I NON-CONF.			13-9-0		.59091		92		1-1-0		163		6		54		.55181		54				
TOTALS		RPI 1-25		RPI 26-50		W-L RECORDS		RPI 51-100		RPI 101-150		RPI 150+											
31-15-0		0-0-0		0-1-0		OVERALL		4-5-0		3-2-0		24-7-0											
14-3-0		0-0-0		0-0-0		HOME		1-0-0		1-0-0		12-3-0											
15-11-0		0-0-0		0-1-0		AWAY		3-5-0		1-1-0		11-4-0											
2-1-0		0-0-0		0-0-0		NEUTRAL		0-0-0		1-1-0		1-0-0											
13-9-0		0-0-0		0-1-0		NON-CONFERENCE		4-5-0		3-2-0		6-1-0											
5-0-0		0-0-0		0-0-0		HOME		1-0-0		1-0-0		3-0-0											
6-8-0		0-0-0		0-0-		AWAY		3-5-0		1-1-0		2-1-0											
2-1-0		0-0-0		0-0-0		NEUTRAL		0-0-0		1-1-0		1-0-0											
18-6-0		0-0-0		0-0-0		CONFERENCE		0-0-0		0-0-0		18-6-0											
9-3-0		0-0-0		0-0-0		HOME		0-0-0		0-0-0		9-3-0											
9-3-0		0-0-0		0-0-0		AWAY		0-0-0		0-0-0		9-3-0											
0-0-0		0-0-0		0-0-0		NEUTRAL		0-0-0		0-0-0		0-0-0											
RPI	S	Opponent		Score		RPI	S	Opponent		Score		RPI	S	Opponent		Score		RPI	S	Opponent		Score	
						37	A	Louisville		4	8	53	A	Louisiana		3	6	104	A	Cincinnati		5	1
																		104	H	Cincinnati		14	8
																		104	N	Cincinnati		1	11
																		118	A	Xavier		0	2
																		118	N	Xavier		9	7
																		153	A	UT Arlington		7	2
																		153	A	UT Arlington		8	6
																		153	A	UT Arlington		10	11
																		190	H	Hartford		13	4
																		190	N	Hartford		11	2
																		210	H	Milwaukee		6	5
																		210	H	Milwaukee		10	2
																		210	H	Milwaukee		2	3
																		227	A	Ill. -Chicago		2	1
																		227	A	Ill. -Chicago		1	2
																		227	A	Ill. -Chicago		7	1
																		227	H	Ill. -Chicago		6	3
																		227	H	Ill. -Chicago		5	1
																		227	H	Ill. -Chicago		4	7
																		228	H	Dayton		7	3
																		228	H	Dayton		11	2
																		247	A	Oakland		14	2
																		247	A	Oakland		17	2
																		247	A	Oakland		4	6
																		247	H	Oakland		8	2
																		247	H	Oakland		3	0
																		247	H	Oakland		5	6
																		269	A	Northern Ky.		11	12
																		269	A	Northern Ky.		14	2
																		269	A	Northern Ky.		12	5
																		277	A	Youngstown St.		7	2
																		277	A	Youngstown St.		10	3
																		277	A	Youngstown St.		8	3
																		277	H	Youngstown St.		18	4
LAST 10 GAMES																							
																		37	A	Louisville		4	8
																		227	H	Ill. -Chicago		4	7
																		227	H	Ill. -Chicago		6	3
																		227	H	Ill. -Chicago		5	1
																		69	H	Kent St.		8	6

Non-Div. I Games:

Wright St.

W
r
i
g
h
t
s
t
.

W
r
i
g
h
t
s
t
.

Wright St.

Average RPI Win:	124	WON-LOST RECORD	WINNING PCT. RANK	LAST 10 GAMES	STRENGTH OF SCHEDULE	OPP. STRENGTH OF SCHEDULE	TEAM RPI	ADJ RPI	CONF. RPI	ADJ CONF. RPI					
DIV. I ONLY		27-19-0	.58696	86	5-5-0	124	79	89	.52595	87	15	15			
DIV. I NON-CONF.		19-12-0	.6129	82	3-2-0	133	59	72	.53637	72	14	14			
<hr/>															
TOTALS	RPI 1-25	RPI 26-50			W-L RECORDS		RPI 51-100		RPI 101-150		RPI 150+				
27-19-0	0-0-0	3-4-0			OVERALL		7-5-0		9-3-0		8-7-0				
14-12-0	0-0-0	1-4-0			HOME		6-3-0		2-0-0		5-5-0				
13-7-0	0-0-0	2-0-0			AWAY		1-2-0		7-3-0		3-2-0				
0-0-0	0-0-0	0-0-0			NEUTRAL		0-0-0		0-0-0		0-0-0				
19-12-0	0-0-0	3-1-0			NON-CONFERENCE		7-5-0		4-2-0		5-4-0				
11-6-0	0-0-0	1-1-0			HOME		6-3-0		2-0-0		2-2-0				
8-6-0	0-0-0	2-0-			AWAY		1-2-0		2-2-0		3-2-0				
0-0-0	0-0-0	0-0-0			NEUTRAL		0-0-0		0-0-0		0-0-0				
8-7-0	0-0-0	0-3-0			CONFERENCE		0-0-0		5-1-0		3-3-0				
3-6-0	0-0-0	0-3-0			HOME		0-0-0		0-0-0		3-3-0				
5-1-0	0-0-0	0-0-0			AWAY		0-0-0		5-1-0		0-0-0				
0-0-0	0-0-0	0-0-0			NEUTRAL		0-0-0		0-0-0		0-0-0				
RPI	S	Opponent	Score	RPI	S	Opponent	Score	RPI	S	Opponent	Score	RPI	S	Opponent	Score
				31	A	UCLA	8 1					113	A	Long Beach St.	3 2
				31	H	UCLA	0 12					113	A	Long Beach St.	0 1
				40	H	Cal St. Fullerton	3 8					113	A	Long Beach St.	8 0
				40	H	Cal St. Fullerton	6 7					115	H	Southern Cal i forni a	8 7
				40	H	Cal St. Fullerton	3 5					127	A	San Di ego	2 1
				50	A	San Di ego St.	10 2					127	H	San Di ego	10 7
				50	H	San Di ego St.	9 4					138	A	Southern Ill.	2 11
												138	A	Southern Ill.	6 2
												138	A	Southern Ill.	8 10
												148	A	CSUN	8 4
												148	A	CSUN	4 2
												148	A	CSUN	5 4
												159	H	Hawai i	3 4
												159	H	Hawai i	2 14
												159	H	Hawai i	12 4
												166	A	Loyol a Marymount	6 5
												166	H	Loyol a Marymount	10 2
												195	H	UC Santa Barbara	10 2
												195	H	UC Santa Barbara	11 1
												195	H	UC Santa Barbara	4 9
												198	A	Portland	3 0
												198	A	Portland	6 5
												198	A	Portland	3 6
												198	A	Portland	6 7
												243	H	Utah Valley	5 8
												243	H	Utah Valley	5 9
												243	H	Utah Valley	4 2
<hr/>															
LAST 10 GAMES															
				83	H	Oregon	5 10					40	H	Cal St. Fullerton	3 5
				83	H	Oregon	10 9					40	H	Cal St. Fullerton	3 8
				83	H	Oregon	2 1					127	H	San Di ego	10 7
				31	H	UCLA	0 12					148	A	CSUN	8 4
				40	H	Cal St. Fullerton	6 7					148	A	CSUN	5 4

Non-Div. I Games:

UC Irvine

Average RPI Win: 169		WON-LOST	WINNING	LAST 10	STRENGTH OF		OPP. STRENGTH	TEAM	ADJ		CONF.	ADJ CONF.
Average RPI Loss: 73		RECORD	PCT. RANK	GAMES	SCHEDULE		OF SCHEDULE	RPI	RPI		RPI	RPI
DIV. I ONLY		27-20-0	.57447	95	7-3-0		108	64	90		.52572	88
DIV. I NON-CONF.		14-9-0	.6087	85	2-0-0		69	36	71		.53795	71
TOTALS		RPI 1-25	RPI 26-50		W-L RECORDS		RPI 51-100		RPI 101-150		RPI 150+	
27-20-0		1-8-0	0-3-0		OVERALL		6-3-0		5-2-0		15-4-0	
20-9-0		1-4-0	0-0-0		HOME		2-0-0		3-1-0		14-4-0	
7-11-0		0-4-0	0-3-0		AWAY		4-3-0		2-1-0		1-0-0	
0-0-0		0-0-0	0-0-0		NEUTRAL		0-0-0		0-0-0		0-0-0	
14-9-0		1-8-0	0-0-0		NON-CONFERENCE		2-1-0		1-0-0		10-0-0	
13-4-0		1-4-0	0-0-0		HOME		2-0-0		1-0-0		9-0-0	
1-5-0		0-4-0	0-0-		AWAY		0-1-0		0-0-0		1-0-0	
0-0-0		0-0-0	0-0-0		NEUTRAL		0-0-0		0-0-0		0-0-0	
13-11-0		0-0-0	0-3-0		CONFERENCE		4-2-0		4-2-0		5-4-0	
7-5-0		0-0-0	0-0-0		HOME		0-0-0		2-1-0		5-4-0	
6-6-0		0-0-0	0-3-0		AWAY		4-2-0		2-1-0		0-0-0	
0-0-0		0-0-0	0-0-0		NEUTRAL		0-0-0		0-0-0		0-0-0	
RPI S	Opponent	Score	RPI S	Opponent	Score	RPI S	Opponent	Score	RPI S	Opponent	Score	
3 H	North Carolina	2 14	29 A	Fla. Atlantic	2 5	54 A	UNCG	0 2	119 H	High Point	5 2	
4 A	Georgia	2 12	29 A	Fla. Atlantic	5 6	60 A	Louisiana Tech	6 10	145 H	FIU	8 6	
4 A	Georgia	7 10	29 A	Fla. Atlantic	4 5	60 A	Louisiana Tech	9 1	145 H	FIU	6 12	
4 A	Georgia	4 6				60 A	Louisiana Tech	6 4	145 H	FIU	10 9	
5 H	Arkansas	6 3				71 H	Wake Forest	13 1	150 A	Middle Tenn.	7 5	
16 H	East Carolina	5 6				95 A	Rice	6 4	150 A	Middle Tenn.	2 12	
16 H	East Carolina	2 12				95 A	Rice	2 3	150 A	Middle Tenn.	4 0	
16 H	East Carolina	1 3				95 A	Rice	8 6	179 H	Western Ky.	6 4	
17 A	NC State	6 9				96 H	Wofford	10 9	179 H	Western Ky.	8 9	
									179 H	Western Ky.	4 2	
									185 H	UAB	3 4	
									185 H	UAB	10 18	
									185 H	UAB	7 1	
									196 H	Winthrop	18 2	
									223 H	Si ena	10 1	
									223 H	Si ena	9 2	
									223 H	Si ena	14 3	
									223 H	Si ena	12 5	
									245 H	Iona	6 2	
									245 H	Iona	9 2	
									245 H	Iona	10 3	
									246 H	Old Domini on	0 7	
									246 H	Old Domini on	5 3	
									246 H	Old Domini on	4 3	
									262 A	Charleston So.	14 3	
									262 H	Charleston So.	3 2	
LAST 10 GAMES												
						179 H	Western Ky.	8 9	95 A	Rice	2 3	
						179 H	Western Ky.	6 4	95 A	Rice	8 6	
						179 H	Western Ky.	4 2	96 H	Wofford	10 9	
						196 H	Winthrop	18 2	246 H	Old Domini on	0 7	
						95 A	Rice	6 4	246 H	Old Domini on	5 3	

Non-Div. I Games:

Charlotte

Average RPI Win:		147	WON-LOST RECORD		WINNING PCT. RANK		LAST 10 GAMES		STRENGTH OF SCHEDULE		OPP. STRENGTH OF SCHEDULE		TEAM RPI		ADJ RPI		CONF. RPI		ADJ CONF. RPI	
DIV. I ONLY			21-23-0		.47727 155		6-2-0		61		151		87		.52544 89		9		9	
DIV. I NON-CONF.			10-11-0		.47619 156		3-0-0		111		251		103		.51496 108		9		9	
TOTALS		RPI 1-25		RPI 26-50		W-L RECORDS		RPI 51-100		RPI 101-150		RPI 150+								
21-23-0		0-1-0		4-5-0		OVERALL		4-4-0		2-4-0		11-9-0								
12-4-0		0-0-0		2-1-0		HOME		3-2-0		0-0-0		7-1-0								
8-17-0		0-1-0		2-4-0		AWAY		1-2-0		1-2-0		4-8-0								
1-2-0		0-0-0		0-0-0		NEUTRAL		0-0-0		1-2-0		0-0-0								
10-11-0		0-1-0		1-2-0		NON-CONFERENCE		0-0-0		1-2-0		8-6-0								
5-0-0		0-0-0		0-0-0		HOME		0-0-0		0-0-0		5-0-0								
4-9-0		0-1-0		1-0-		AWAY		0-0-0		0-0-0		3-6-0								
1-2-0		0-0-0		0-0-0		NEUTRAL		0-0-0		1-2-0		0-0-0								
11-12-0		0-0-0		3-3-0		CONFERENCE		4-4-0		1-2-0		3-3-0								
7-4-0		0-0-0		2-1-0		HOME		3-2-0		0-0-0		2-1-0								
4-8-0		0-0-0		1-2-0		AWAY		1-2-0		1-2-0		1-2-0								
0-0-0		0-0-0		0-0-0		NEUTRAL		0-0-0		0-0-0		0-0-0								
RPI	S	Opponent		Score		RPI	S	Opponent		Score		RPI	S	Opponent		Score				
17	A	NC State		5	15	43	A	DBU		3	11	59	H	Nevada		11	6			
						43	A	DBU		1	7	59	H	Nevada		3	1			
						43	A	DBU		6	0	77	A	UNLV		3	6			
						50	A	San Di ego St.		2	3	77	A	UNLV		7	10			
						50	A	San Di ego St.		7	3	77	A	UNLV		5	1			
						50	A	San Di ego St.		2	3	77	H	UNLV		6	11			
						50	H	San Di ego St.		12	7	77	H	UNLV		15	19			
						50	H	San Di ego St.		2	0	77	H	UNLV		15	12			
						50	H	San Di ego St.		11	15									
								LAST 10 GAMES												
						258	H	Chi cago St.		17	7	133	A	Fresno St.		2	7			
						258	H	Chi cago St.		12	5	59	H	Nevada		11	6			
						258	H	Chi cago St.		10	2	59	H	Nevada		3	1			
						133	A	Fresno St.		0	10	205	A	Northern Colo.		17	9			
						133	A	Fresno St.		14	4	77	A	UNLV		7	10			

Non-Div. I Games: Adams St.

7 6

Colo. Christian

22 5

UC-Colo. Springs

5

8

Air Force

Average RPI Win: 156		WON-LOST	WINNING	LAST 10	STRENGTH OF		OPP. STRENGTH	TEAM	ADJ	CONF.	ADJ CONF.
Average RPI Loss: 79		RECORD	PCT. RANK	GAMES	SCHEDULE		OF SCHEDULE	RPI	RPI	RPI	RPI
DIV. I ONLY		26-19-0	.57778	93	4-6-0		115	57	91	.52455	90
DIV. I NON-CONF.		15-6-0	.71429	37	1-1-0		252	142	101	.5167	101
TOTALS		RPI 1-25	RPI 26-50		W-L RECORDS		RPI 51-100		RPI 101-150		RPI 150+
26-19-0		1-6-0	2-1-0		OVERALL		4-4-0		5-5-0		14-3-0
18-8-0		0-3-0	2-1-0		HOME		2-1-0		2-1-0		12-2-0
7-8-0		1-2-0	0-0-0		AWAY		1-2-0		3-3-0		2-1-0
1-3-0		0-1-0	0-0-0		NEUTRAL		1-1-0		0-1-0		0-0-0
15-6-0		0-1-0	0-0-0		NON-CONFERENCE		1-1-0		4-3-0		10-1-0
12-2-0		0-0-0	0-0-0		HOME		0-0-0		2-1-0		10-1-0
2-1-0		0-0-0	0-0-		AWAY		0-0-0		2-1-0		0-0-0
1-3-0		0-1-0	0-0-0		NEUTRAL		1-1-0		0-1-0		0-0-0
11-13-0		1-5-0	2-1-0		CONFERENCE		3-3-0		1-2-0		4-2-0
6-6-0		0-3-0	2-1-0		HOME		2-1-0		0-0-0		2-1-0
5-7-0		1-2-0	0-0-0		AWAY		1-2-0		1-2-0		2-1-0
0-0-0		0-0-0	0-0-0		NEUTRAL		0-0-0		0-0-0		0-0-0
RPI S	Opponent	Score	RPI S	Opponent	Score	RPI S	Opponent	Score	RPI S	Opponent	Score
2 A	Stanford	4 3	31 H	UCLA	5 2	51 N	Baylor	8 2	104 N	Cincinnati	1 3
2 A	Stanford	2 5	31 H	UCLA	8 3	60 N	Louisiana Tech	6 10	115 A	Southern California	8 9
2 A	Stanford	1 14	31 H	UCLA	2 4	78 H	Washington	5 2	115 A	Southern California	6 2
7 H	Oregon St.	4 10				78 H	Washington	11 4	115 A	Southern California	4 11
7 H	Oregon St.	3 4				78 H	Washington	3 4	118 H	Xavier	13 3
7 H	Oregon St.	4 6				83 A	Oregon	5 3	127 A	San Diego	6 1
13 N	Texas A&M	5 9				83 A	Oregon	2 7	127 A	San Diego	8 11
						83 A	Oregon	5 8	135 A	San Francisco	5 4
									135 H	San Francisco	8 7
									137 H	Sacramento St.	1 4
									155 A	Washington St.	13 6
									155 A	Washington St.	3 4
									155 A	Washington St.	6 3
									177 H	Santa Clara	4 6
									191 H	Utah	7 6
									191 H	Utah	5 1
									191 H	Utah	10 12
									193 H	BYU	1 0
									207 H	UC Davis	9 3
									222 H	CSU Bakersfield	13 2
									222 H	CSU Bakersfield	23 2
									222 H	CSU Bakersfield	17 6
									222 H	CSU Bakersfield	5 3
									274 H	Brown	7 6
									274 H	Brown	4 3
									274 H	Brown	10 9
									274 H	Brown	11 6
LAST 10 GAMES											
115 A	Southern California	6 2	2 A	Stanford	1 14						
115 A	Southern California	8 9	2 A	Stanford	4 3						
115 A	Southern California	4 11	137 H	Sacramento St.	1 4						
193 H	BYU	1 0	78 H	Washington	3 4						
2 A	Stanford	2 5	78 H	Washington	5 2						

Non-Div. I Games:

Cal i forni a

B
r
y
a
n
t

Bryant

[illegible]

Non-Div. I Games:

Notre Dame

[illegible]

Non-Div. I Games:

Army West Point

RPI	S	Opponent	Score	
248	A	Lafayette	10	5
248	A	Lafayette	13	2
248	A	Lafayette	22	1
248	H	Lafayette	8	1
248	H	Lafayette	11	1
252	H	Sacred Heart	12	3
255	N	Niagara	9	5
280	A	Villanova	4	12

A
r
m
y
W
e
s
t
P
o
i
n
t

A
r
m
y
W
e
s
t
P
o
i
n
t

Army West Point

Average RPI Win: 125		WON-LOST	WINNING	LAST 10	STRENGTH OF		OPP. STRENGTH	TEAM	ADJ	CONF.	ADJ CONF.
Average RPI Loss: 102		RECORD	PCT. RANK	GAMES	SCHEDULE		OF SCHEDULE	RPI	RPI	RPI	RPI
DIV. I ONLY		17-25-0	.40476	219	4-5-0		21	170	88	.52356	94
DIV. I NON-CONF.		12-15-0	.44444	181	3-1-0		50	218	76	.53182	78
TOTALS		RPI 1-25	RPI 26-50		W-L RECORDS		RPI 51-100		RPI 101-150		RPI 150+
17-25-0		1-2-0	1-5-0		OVERALL		6-7-0		4-4-0		5-7-0
4-9-0		0-0-0	1-2-0		HOME		1-4-0		2-2-0		0-1-0
13-16-0		1-2-0	0-3-0		AWAY		5-3-0		2-2-0		5-6-0
0-0-0		0-0-0	0-0-0		NEUTRAL		0-0-0		0-0-0		0-0-0
12-15-0		1-2-0	0-0-0		NON-CONFERENCE		3-4-0		3-2-0		5-7-0
1-3-0		0-0-0	0-0-0		HOME		0-2-0		1-0-0		0-1-0
11-12-0		1-2-0	0-0-		AWAY		3-2-0		2-2-0		5-6-0
0-0-0		0-0-0	0-0-0		NEUTRAL		0-0-0		0-0-0		0-0-0
5-10-0		0-0-0	1-5-0		CONFERENCE		3-3-0		1-2-0		0-0-0
3-6-0		0-0-0	1-2-0		HOME		1-2-0		1-2-0		0-0-0
2-4-0		0-0-0	0-3-0		AWAY		2-1-0		0-0-0		0-0-0
0-0-0		0-0-0	0-0-0		NEUTRAL		0-0-0		0-0-0		0-0-0
RPI S	Opponent	Score	RPI S	Opponent	Score	RPI S	Opponent	Score	RPI S	Opponent	Score
23 A	Tennessee Tech	4 7	43 H	DBU	4 9	55 H	Creighton	1 5	138 H	Southern Ill.	5 7
23 A	Tennessee Tech	16 8	43 H	DBU	11 17	55 H	Creighton	5 7	138 H	Southern Ill.	6 5
23 A	Tennessee Tech	17 30	43 H	DBU	4 3	57 A	Illinois	2 4	138 H	Southern Ill.	4 6
			47 A	Missouri St.	2 4	65 A	Indiana St.	2 5	139 A	Butler	9 10
			47 A	Missouri St.	3 6	65 A	Indiana St.	5 2	139 H	Butler	2 1
			47 A	Missouri St.	3 12	65 A	Indiana St.	8 7	141 A	Morehead St.	18 7
						68 H	Bradley	13 6	141 A	Morehead St.	13 10
						68 H	Bradley	6 9	141 A	Morehead St.	5 6
						68 H	Bradley	3 9	159 A	Hawaii	6 7
						78 A	Washington	13 6	159 A	Hawaii	3 7
						78 A	Washington	3 2	159 A	Hawaii	1 6
						78 A	Washington	2 5	159 A	Hawaii	6 7
						78 A	Washington	5 4	182 A	Arkansas St.	18 3
									182 A	Arkansas St.	0 1
									182 A	Arkansas St.	11 4
									204 H	SIUE	2 7
									210 A	Milwaukee	5 3
									212 A	Northern Ill.	7 6
									242 A	Eastern Ill.	13 17
									283 A	Western Ill.	8 4
			LAST 10 GAMES								
			68 H	Bradley	13 6	139 H	Butler	2 1			
			68 H	Bradley	3 9	139 A	Butler	9 10			
			68 H	Bradley	6 9	47 A	Missouri St.	3 12			
			212 A	Northern Ill.	7 6	47 A	Missouri St.	3 6			
			210 A	Milwaukee	5 3	47 A	Missouri St.	2 4			

Non-Div. I Games: St. Francis (IL) 11 3 Ill. Wesleyan 4 10

Illinois St.

Average RPI Win:		137	WON-LOST		WINNING		LAST 10		STRENGTH OF		OPP. STRENGTH		TEAM	ADJ		CONF.	ADJ CONF.						
Average RPI Loss:		70	RECORD		PCT. RANK		GAMES		SCHEDULE		OF SCHEDULE		RPI	RPI		RPI	RPI						
DIV. I ONLY			21-26-2		.44898		183		5-4-1		24		82		95		.5233						
DIV. I NON-CONF.			12-13-0		.48		155		2-0-0		17		30		75		.53494						
TOTALS		RPI 1-25		RPI 26-50				W-L RECORDS				RPI 51-100				RPI 101-150				RPI 150+			
21-26-2		0-5-0		2-4-1				OVERALL				7-12-0				5-3-1				7-2-0			
13-12-1		0-1-0		0-2-1				HOME				4-6-0				3-1-0				6-2-0			
7-13-1		0-4-0		2-2-0				AWAY				3-5-0				1-2-1				1-0-0			
1-1-0		0-0-0		0-0-0				NEUTRAL				0-1-0				1-0-0				0-0-0			
12-13-0		0-5-0		1-0-0				NON-CONFERENCE				4-6-0				4-2-0				3-0-0			
8-6-0		0-1-0		0-0-0				HOME				3-4-0				3-1-0				2-0-0			
3-6-0		0-4-0		1-0-				AWAY				1-1-0				0-1-0				1-0-0			
1-1-0		0-0-0		0-0-0				NEUTRAL				0-1-0				1-0-0				0-0-0			
9-13-2		0-0-0		1-4-1				CONFERENCE				3-6-0				1-1-1				4-2-0			
5-6-1		0-0-0		0-2-1				HOME				1-2-0				0-0-0				4-2-0			
4-7-1		0-0-0		1-2-0				AWAY				2-4-0				1-1-1				0-0-0			
0-0-0		0-0-0		0-0-0				NEUTRAL				0-0-0				0-0-0				0-0-0			
RPI	S	Opponent		Score		RPI	S	Opponent		Score		RPI	S	Opponent		Score		RPI	S	Opponent		Score	
2	A	Stanford		2	7	29	H	Fla. Atlantic		3	5	58	A	Sam Houston St.		5	3	105	N	Samford		8	7
2	A	Stanford		2	6	29	H	Fla. Atlantic		10	14	58	H	Sam Houston St.		9	14	136	H	Houston Baptist		10	2
2	A	Stanford		4	7	29	H	Fla. Atlantic		6	6	60	A	Louisiana Tech		3	7	136	H	Houston Baptist		7	8
2	A	Stanford		0	2	33	A	UCF		5	4	60	A	Louisiana Tech		2	8	136	H	Houston Baptist		6	0
13	H	Texas A&M		4	13	34	A	Southern Miss.		7	8	60	A	Louisiana Tech		4	6	140	A	Texas St.		2	6
						34	A	Southern Miss.		1	12	61	A	Houston		0	1	140	H	Texas St.		8	6
						34	A	Southern Miss.		7	6	61	H	Houston		4	3	150	A	Middle Tenn.		5	5
												66	H	TCU		7	3	150	A	Middle Tenn.		7	2
												76	N	Virginia		0	3	150	A	Middle Tenn.		8	9
												79	H	Gonzaga		2	10	179	H	Western Ky.		4	0
												79	H	Gonzaga		5	7	179	H	Western Ky.		4	5
												79	H	Gonzaga		6	1	179	H	Western Ky.		0	4
												79	H	Gonzaga		5	7	209	H	Columbia		14	5
												88	H	Charlotte		3	2	232	A	Lamar University		6	2
												88	H	Charlotte		4	6	232	H	Lamar University		2	1
												88	H	Charlotte		6	8	246	H	Old Dominion		4	3
												99	A	UTSA		4	3	246	H	Old Dominion		9	0
												99	A	UTSA		8	3	246	H	Old Dominion		18	1
												99	A	UTSA		0	7						
LAST 10 GAMES																							
						58	A	Sam Houston St.		5	3	88	H	Charlotte		4	6						
						99	A	UTSA		0	7	88	H	Charlotte		3	2						
						99	A	UTSA		4	3	88	H	Charlotte		6	8						
						99	A	UTSA		8	3	29	H	Fla. Atlantic		6	6						
						232	H	Lamar University		2	1	29	H	Fla. Atlantic		3	5						

Non-Div. I Games:

Rice

Average RPI Win: 188		WON-LOST	WINNING	LAST 10	STRENGTH OF		OPP. STRENGTH	TEAM	ADJ	CONF.	ADJ CONF.
Average RPI Loss: 109		RECORD	PCT. RANK	GAMES	SCHEDULE		OF SCHEDULE	RPI	RPI	RPI	RPI
DIV. I ONLY		31-18-0	.63265	62	1-2-0		172	147	96	.52254	96
DIV. I NON-CONF.		20-11-0	.64516	62	0-1-0		191	192	96	.51954	96
TOTALS		RPI 1-25	RPI 26-50		W-L RECORDS		RPI 51-100		RPI 101-150		RPI 150+
31-18-0	0-4-0	0-0-0		OVERALL		2-3-0		8-6-0		21-5-0	
22-7-0	0-1-0	0-0-0		HOME		2-2-0		4-1-0		16-3-0	
8-11-0	0-3-0	0-0-0		AWAY		0-1-0		4-5-0		4-2-0	
1-0-0	0-0-0	0-0-0		NEUTRAL		0-0-0		0-0-0		1-0-0	
20-11-0	0-4-0	0-0-0		NON-CONFERENCE		1-1-0		6-2-0		13-4-0	
15-5-0	0-1-0	0-0-0		HOME		1-0-0		4-1-0		10-3-0	
4-6-0	0-3-0	0-0-		AWAY		0-1-0		2-1-0		2-1-0	
1-0-0	0-0-0	0-0-0		NEUTRAL		0-0-0		0-0-0		1-0-0	
11-7-0	0-0-0	0-0-0		CONFERENCE		1-2-0		2-4-0		8-1-0	
7-2-0	0-0-0	0-0-0		HOME		1-2-0		0-0-0		6-0-0	
4-5-0	0-0-0	0-0-0		AWAY		0-0-0		2-4-0		2-1-0	
0-0-0	0-0-0	0-0-0		NEUTRAL		0-0-0		0-0-0		0-0-0	
RPI S Opponent	Score	RPI S Opponent	Score	RPI S Opponent	Score	RPI S Opponent	Score	RPI S Opponent	Score	RPI S Opponent	Score
4 A Georgia	0 5			54 H UNCG	2 1	101 A Mercer	14 10				
8 A Clemson	3 6			54 H UNCG	5 11	101 A Mercer	2 3				
15 H Kentucky	1 6			54 H UNCG	2 9	101 A Mercer	5 7				
16 A East Carolina	8 13			84 H Seton Hall	12 5	102 A UNCW	3 4				
				88 A Charlotte	9 10	102 A UNCW	5 4				
						102 A UNCW	13 1				
						105 A Samford	6 4				
						105 A Samford	4 5				
						105 A Samford	2 4				
						106 H Marist	9 4				
						106 H Marist	18 4				
						106 H Marist	7 5				
						116 H Fordham	1 2				
						118 H Xavier	16 2				
						152 A Gardner-Webb	7 4				
						152 H Gardner-Webb	8 13				
						154 A Furman	13 5				
						154 A Furman	5 2				
						154 A Furman	3 4				
						157 N Boston College	12 10				
						196 H Winthrop	5 3				
						223 H Siena	10 4				
						223 H Siena	12 6				
						223 H Siena	13 8				
						228 H Dayton	4 2				
						233 H USC Upstate	10 2				
						253 H The Citadel	6 5				
						253 H The Citadel	8 5				
						253 H The Citadel	5 1				
						254 A UNC Asheville	3 5				
						254 H UNC Asheville	4 10				
						260 H Western Caro.	5 3				
						260 H Western Caro.	6 5				
						260 H Western Caro.	3 2				
LAST 10 GAMES				88 A Charlotte	9 10	54 H UNCG	2 9				
				105 A Samford	4 5	54 H UNCG	5 11				
				105 A Samford	6 4	54 H UNCG	2 1				
				105 A Samford	2 4	253 H The Citadel	6 5				
				276 H Presbyterian	9 8	253 H The Citadel	8 5				

Non-Div. I Games:

Wofford

RPI	S	Opponent	Score	
275	H	Penn	7	6
275	H	Penn	8	6
275	H	Penn	5	4
276	A	Presbyteri an	3	2
276	H	Presbyteri an	2	9
276	H	Presbyteri an	9	8

Wofford

W
o
f
f
o
r
d

W
o
f
f
o
r
d

Average RPI Win:		181	WON-LOST RECORD		WINNING PCT. RANK		LAST 10 GAMES		STRENGTH OF SCHEDULE		OPP. STRENGTH OF SCHEDULE		TEAM RPI		ADJ RPI		CONF. RPI		ADJ CONF. RPI	
Average RPI Loss:		75																		
DIV. I ONLY			27-19-0		.58696 86		6-4-0		167		91		97		.5223 97		2		2	
DIV. I NON-CONF.			16-6-0		.72727 33		5-1-0		273		288		132		.50888 132		3		3	
TOTALS		RPI 1-25		RPI 26-50		W-L RECORDS		RPI 51-100		RPI 101-150		RPI 150+								
27-19-0		1-5-0		2-2-0		OVERALL		5-7-0		2-3-0		17-2-0								
11-6-0		1-2-0		2-1-0		HOME		2-2-0		0-0-0		6-1-0								
7-11-0		0-3-0		0-1-0		AWAY		3-4-0		1-2-0		3-1-0								
9-2-0		0-0-0		0-0-0		NEUTRAL		0-1-0		1-1-0		8-0-0								
16-6-0		0-0-0		0-1-0		NON-CONFERENCE		0-3-0		1-1-0		15-1-0								
6-2-0		0-0-0		0-0-0		HOME		0-1-0		0-0-0		6-1-0								
1-2-0		0-0-0		0-0-		AWAY		0-1-0		0-0-0		1-0-0								
9-2-0		0-0-0		0-0-0		NEUTRAL		0-1-0		1-1-0		8-0-0								
11-13-0		1-5-0		2-1-0		CONFERENCE		5-4-0		1-2-0		2-1-0								
5-4-0		1-2-0		2-1-0		HOME		2-1-0		0-0-0		0-0-0								
6-9-0		0-3-0		0-0-0		AWAY		3-3-0		1-2-0		2-1-0								
0-0-0		0-0-0		0-0-0		NEUTRAL		0-0-0		0-0-0		0-0-0								
RPI	S	Opponent		Score		RPI	S	Opponent		Score		RPI	S	Opponent		Score				
3	A	North Carolina		3	15	46	A	West Virginia		1	12	69	A	Kent St.		0	2			
3	A	North Carolina		0	4	48	H	Georgia Tech		4	3	69	H	Kent St.		1	4			
3	A	North Carolina		2	13	48	H	Georgia Tech		6	5	70	A	Miami (FL)		2	1			
19	H	Duke		6	12	48	H	Georgia Tech		3	7	70	A	Miami (FL)		0	3			
19	H	Duke		8	7							70	A	Miami (FL)		3	0			
19	H	Duke		5	6							76	H	Virginia		7	10			
												76	H	Virginia		4	1			
												76	H	Virginia		7	5			
												84	N	Seton Hall		0	1			
												92	A	Notre Dame		8	7			
												92	A	Notre Dame		4	7			
												92	A	Notre Dame		5	7			

Non-Div. I Games:

Pittsburgh

Average RPI Win:		161	WON-LOST RECORD		WINNING PCT. RANK		LAST 10 GAMES		STRENGTH OF SCHEDULE		OPP. STRENGTH OF SCHEDULE		TEAM RPI		ADJ RPI		CONF. RPI		ADJ CONF. RPI		
DIV. I ONLY			32-18-0		.64	57	7-3-0		180		111		98		.52151		98	17		17	
DIV. I NON-CONF.			13-10-0		.56522	106	0-1-0		162		64		142		.50484		142	18		18	
TOTALS		RPI 1-25		RPI 26-50		W-L RECORDS		RPI 51-100		RPI 101-150		RPI 150+									
32-18-0		1-2-0		1-1-0		OVERALL		7-4-0		5-4-0		18-7-0									
21-9-0		1-2-0		0-1-0		HOME		4-0-0		2-1-0		14-5-0									
9-8-0		0-0-0		0-0-0		AWAY		3-4-0		3-3-0		3-1-0									
2-1-0		0-0-0		1-0-0		NEUTRAL		0-0-0		0-0-0		1-1-0									
13-10-0		1-2-0		1-1-0		NON-CONFERENCE		5-3-0		0-0-0		6-4-0									
10-5-0		1-2-0		0-1-0		HOME		4-0-0		0-0-0		5-2-0									
1-4-0		0-0-0		0-0-		AWAY		1-3-0		0-0-0		0-1-0									
2-1-0		0-0-0		1-0-0		NEUTRAL		0-0-0		0-0-0		1-1-0									
19-8-0		0-0-0		0-0-0		CONFERENCE		2-1-0		5-4-0		12-3-0									
11-4-0		0-0-0		0-0-0		HOME		0-0-0		2-1-0		9-3-0									
8-4-0		0-0-0		0-0-0		AWAY		2-1-0		3-3-0		3-0-0									
0-0-0		0-0-0		0-0-0		NEUTRAL		0-0-0		0-0-0		0-0-0									
RPI	S	Opponent	Score		RPI	S	Opponent	Score		RPI	S	Opponent	Score		RPI	S	Opponent	Score			
18	H	UConn	6	2	34	H	Southern Miss.	4	12	52	A	LSU	2	4	129	A	Northwestern St.	4	1		
18	H	UConn	6	7	38	N	Mississippi St.	11	5	52	H	LSU	5	4	129	A	Northwestern St.	0	2		
18	H	UConn	4	6						53	A	Louisiana	3	4	129	A	Northwestern St.	2	5		
										53	H	Louisiana	5	2	136	H	Houston Baptist	4	10		
										56	A	South Alabama	1	6	136	H	Houston Baptist	8	2		
										58	A	Sam Houston St.	6	0	136	H	Houston Baptist	4	1		
										58	A	Sam Houston St.	3	5	146	A	McNeese	9	1		
										58	A	Sam Houston St.	6	4	146	A	McNeese	2	5		
										62	H	Purdue	4	0	146	A	McNeese	5	4		
										81	A	Tulane	13	12	180	H	New Orleans	1	8		
										81	H	Tulane	9	3	180	H	New Orleans	7	6		
															180	H	New Orleans	3	1		
															187	H	A&M-Corpus Christi	7	13		
															187	H	A&M-Corpus Christi	4	3		
															187	H	A&M-Corpus Christi	10	1		
															200	H	Nicholls St.	3	6		
															200	H	Nicholls St.	9	2		
															200	H	Nicholls St.	10	3		
															202	H	Tolledo	7	6		
															202	N	Tolledo	7	5		
															204	H	SIUE	4	7		
															204	H	SIUE	11	2		

Non-Div. I Games:

Southeastern La.

Average RPI Win: 159		WON-LOST	WINNING	LAST 10	STRENGTH OF		OPP. STRENGTH	TEAM	ADJ	CONF.	ADJ CONF.
Average RPI Loss: 95		RECORD	PCT. RANK	GAMES	SCHEDULE		OF SCHEDULE	RPI	RPI	RPI	RPI
DIV. I ONLY		26-20-0	.56522	102	6-4-0		112	99	99	.52143	99
DIV. I NON-CONF.		14-9-0	.6087	85	2-0-0		190	117	121	.51139	121
TOTALS		RPI 1-25	RPI 26-50		W-L RECORDS		RPI 51-100		RPI 101-150		RPI 150+
26-20-0		0-4-0	1-4-0		OVERALL		2-4-0		12-4-0		11-4-0
15-12-0		0-3-0	0-0-0		HOME		2-4-0		5-2-0		8-3-0
11-8-0		0-1-0	1-4-0		AWAY		0-0-0		7-2-0		3-1-0
0-0-0		0-0-0	0-0-0		NEUTRAL		0-0-0		0-0-0		0-0-0
14-9-0		0-4-0	0-0-0		NON-CONFERENCE		0-0-0		8-2-0		6-3-0
8-7-0		0-3-0	0-0-0		HOME		0-0-0		3-1-0		5-3-0
6-2-0		0-1-0	0-0-		AWAY		0-0-0		5-1-0		1-0-0
0-0-0		0-0-0	0-0-0		NEUTRAL		0-0-0		0-0-0		0-0-0
12-11-0		0-0-0	1-4-0		CONFERENCE		2-4-0		4-2-0		5-1-0
7-5-0		0-0-0	0-0-0		HOME		2-4-0		2-1-0		3-0-0
5-6-0		0-0-0	1-4-0		AWAY		0-0-0		2-1-0		2-1-0
0-0-0		0-0-0	0-0-0		NEUTRAL		0-0-0		0-0-0		0-0-0
RPI S	Opponent	Score	RPI S	Opponent	Score	RPI S	Opponent	Score	RPI S	Opponent	Score
9 H	Texas Tech	0 5	29 A	Fla. Atlantic	8 10	60 H	Louisiana Tech	7 8	135 H	San Francisco	2 11
9 H	Texas Tech	0 3	29 A	Fla. Atlantic	2 3	60 H	Louisiana Tech	4 3	135 H	San Francisco	11 1
9 H	Texas Tech	6 10	29 A	Fla. Atlantic	8 1	60 H	Louisiana Tech	0 13	135 H	San Francisco	13 5
22 A	Texas	0 2	34 A	Southern Miss.	3 4	95 H	Rice	3 4	136 A	Houston Baptist	6 5
			34 A	Southern Miss.	2 12	95 H	Rice	3 8	140 A	Texas St.	2 5
						95 H	Rice	7 0	140 A	Texas St.	5 3
									140 H	Texas St.	7 2
									145 H	FIU	5 4
									145 H	FIU	1 2
									145 H	FIU	12 4
									146 A	McNeese	14 3
									146 A	McNeese	5 2
									146 A	McNeese	1 0
									150 A	Middle Tenn.	13 7
									150 A	Middle Tenn.	11 1
									150 A	Middle Tenn.	5 12
									179 A	Western Ky.	10 4
									179 A	Western Ky.	5 9
									179 A	Western Ky.	5 0
									187 A	A&M-Corpus Christi	6 1
									187 H	A&M-Corpus Christi	14 1
									194 H	Incarnate Word	11 1
									199 H	Marshall	4 3
									199 H	Marshall	12 2
									199 H	Marshall	11 2
									209 H	Columbia	3 2
									209 H	Columbia	3 9
									209 H	Columbia	7 11
									209 H	Columbia	8 5
									251 H	SFA	1 5
									294 H	Prairie View	24 3
			LAST 10 GAMES								
			95 H	Rice	7 0	150 A	Middle Tenn.	11 1			
			95 H	Rice	3 4	150 A	Middle Tenn.	5 12			
			95 H	Rice	3 8	194 H	Incarnate Word	11 1			
			187 H	A&M-Corpus Christi	14 1	145 H	FIU	5 4			
			150 A	Middle Tenn.	13 7	145 H	FIU	1 2			

Non-Div. I Games:

UTSA

[illegible]

Non-Div. I Games:

Kansas

Average RPI Win: 167		WON-LOST RECORD		WINNING PCT. RANK		LAST 10 GAMES		STRENGTH OF SCHEDULE		OPP. STRENGTH OF SCHEDULE		TEAM RPI		ADJ RPI		CONF. RPI		ADJ CONF. RPI	
DIV. I ONLY		31-18-0		.63265 62		5-5-0		202		110		101		.5205 101		16		16	
DIV. I NON-CONF.		21-7-0		.75 28		1-0-0		269		76		81		.5293 81		16		16	
TOTALS		RPI 1-25		RPI 26-50		W-L RECORDS		RPI 51-100		RPI 101-150		RPI 150+							
31-18-0		1-0-0		1-1-0		OVERALL		6-4-0		4-6-0		19-7-0							
19-8-0		0-0-0		0-1-0		HOME		4-1-0		0-0-0		15-6-0							
12-10-0		1-0-0		1-0-0		AWAY		2-3-0		4-6-0		4-1-0							
0-0-0		0-0-0		0-0-0		NEUTRAL		0-0-0		0-0-0		0-0-0							
21-7-0		1-0-0		1-1-0		NON-CONFERENCE		4-0-0		1-3-0		14-3-0							
14-4-0		0-0-0		0-1-0		HOME		2-0-0		0-0-0		12-3-0							
7-3-0		1-0-0		1-0-		AWAY		2-0-0		1-3-0		2-0-0							
0-0-0		0-0-0		0-0-0		NEUTRAL		0-0-0		0-0-0		0-0-0							
10-11-0		0-0-0		0-0-0		CONFERENCE		2-4-0		3-3-0		5-4-0							
5-4-0		0-0-0		0-0-0		HOME		2-1-0		0-0-0		3-3-0							
5-7-0		0-0-0		0-0-0		AWAY		0-3-0		3-3-0		2-1-0							
0-0-0		0-0-0		0-0-0		NEUTRAL		0-0-0		0-0-0		0-0-0							
RPI	S	Opponent		Score		RPI	S	Opponent		Score		RPI	S	Opponent		Score			
1	A	Florida		6 4		48	A	Georgi a Tech		6 2		54	A	UNCG		5 6			
						48	H	Georgi a Tech		8 16		54	A	UNCG		3 9			
												54	A	UNCG		1 7			
												72	A	Ga. Southern		11 3			
												72	H	Ga. Southern		11 8			
												85	A	Kennesaw St.		4 0			
												85	H	Kennesaw St.		7 5			
												96	H	Wofford		10 14			
												96	H	Wofford		7 5			
												96	H	Wofford		3 2			
												105	A	Samford		1 6			
												105	A	Samford		0 7			
												105	A	Samford		0 4			
												123	A	Georgi a St.		2 4			
												134	A	ETSU		8 4			
												134	A	ETSU		5 3			
												134	A	ETSU		10 4			
												147	A	Kansas St.		3 12			
												147	A	Kansas St.		11 4			
												147	A	Kansas St.		6 13			
												154	H	Furman		9 12			
												154	H	Furman		3 2			
												154	H	Furman		6 7			
												165	H	VMI		1 4			
												165	H	VMI		11 3			
												165	H	VMI		9 4			
												170	H	Eastern Ky.		10 3			
												170	H	Eastern Ky.		14 9			
												170	H	Eastern Ky.		5 4			
												173	H	Hol y Cross		12 4			
												173	H	Hol y Cross		33 6			
												173	H	Hol y Cross		3 7			
												178	H	Bethune-Cookman		13 7			
												178	H	Bethune-Cookman		6 5			
												178	H	Bethune-Cookman		6 8			
												249	A	Flori da A&M		13 4			
												249	H	Flori da A&M		7 15			
												249	H	Flori da A&M		11 10			
												254	H	UNC Asheville		15 4			
												254	H	UNC Asheville		9 2			
												254	H	UNC Asheville		5 4			
												260	A	Western Caro.		12 0			
												260	A	Western Caro.		4 1			
												260	A	Western Caro.		4 8			
LAST 10 GAMES						54	A	UNCG		1 7		165	H	VMI		1 4			
						54	A	UNCG		5 6		1	A	Flori da		6 4			
						54	A	UNCG		3 9		260	A	Western Caro.		12 0			
						165	H	VMI		11 3		260	A	Western Caro.		4 1			
						165	H	VMI		9 4		260	A	Western Caro.		4 8			

Non-Div. I Games:

Mercer

RPI	S	Opponent	Score	
291	A	Savannah St.	8	3
291	H	Savannah St.	10	1

M
e
r
c
e
r

M
e
r
c
e
r

Mercer

Average RPI Win:		176	WON-LOST RECORD		WINNING PCT. RANK		LAST 10 GAMES		STRENGTH OF SCHEDULE		OPP. STRENGTH OF SCHEDULE		TEAM RPI		ADJ RPI		CONF. RPI		ADJ CONF. RPI		
DIV. I ONLY			29-17-0		.63043 65		7-3-0		157		126		102		.52025 102		13		13		
DIV. I NON-CONF.			18-10-0		.64286 63		1-0-0		117		122		80		.53024 80		15		15		
TOTALS		RPI 1-25		RPI 26-50		W-L RECORDS		RPI 51-100		RPI 101-150		RPI 150+									
29-17-0		2-3-0		0-2-0		OVERALL		1-2-0		7-5-0		19-5-0									
19-11-0		1-1-0		0-2-0		HOME		1-2-0		4-4-0		13-2-0									
10-6-0		1-2-0		0-0-0		AWAY		0-0-0		3-1-0		6-3-0									
0-0-0		0-0-0		0-0-0		NEUTRAL		0-0-0		0-0-0		0-0-0									
18-10-0		2-3-0		0-2-0		NON-CONFERENCE		1-2-0		4-2-0		11-1-0									
14-7-0		1-1-0		0-2-0		HOME		1-2-0		1-1-0		11-1-0									
4-3-0		1-2-0		0-0-		AWAY		0-0-0		3-1-0		0-0-0									
0-0-0		0-0-0		0-0-0		NEUTRAL		0-0-0		0-0-0		0-0-0									
11-7-0		0-0-0		0-0-0		CONFERENCE		0-0-0		3-3-0		8-4-0									
5-4-0		0-0-0		0-0-0		HOME		0-0-0		3-3-0		2-1-0									
6-3-0		0-0-0		0-0-0		AWAY		0-0-0		0-0-0		6-3-0									
0-0-0		0-0-0		0-0-0		NEUTRAL		0-0-0		0-0-0		0-0-0									
RPI	S	Opponent		Score		RPI	S	Opponent		Score		RPI	S	Opponent		Score					
3	A	North Carolina		5	4	30	H	Ohio St.		1	8	96	H	Wofford		1	13				
16	A	East Carolina		4	6	30	H	Ohio St.		3	8	96	H	Wofford		4	3				
17	H	NC State		3	8							96	H	Wofford		4	5				
25	A	Coastal Caro.		5	10																
25	H	Coastal Caro.		2	1																
						LAST 10 GAMES															
						162 A James Madison						5	2	121 H El on						6	5
						162 A James Madison						7	6	128 H Campbell						14	4
						162 A James Madison						5	4	265 H Towson						5	1
						121 H El on						0	4	265 H Towson						3	14
						121 H El on						2	6	265 H Towson						5	2
														272 H Princeton						8	5
														272 H Princeton						9	8

Non-Div. I Games:

UNCW

RPI	S	Opponent	Score	
272	H	Princeton	11	1
272	H	Princeton	7	5

UNCW

U
N
C
W

U
N
C
W

Average RPI Win:		150	WON-LOST RECORD		WINNING PCT. RANK		LAST 10 GAMES		STRENGTH OF SCHEDULE		OPP. STRENGTH OF SCHEDULE		TEAM RPI		ADJ RPI		CONF. RPI		ADJ CONF. RPI	
DIV. I ONLY			26-18-0		.59091 85		9-1-0		139		113		103		.52014 103		14		14	
DIV. I NON-CONF.			12-11-0		.52174 129		3-0-0		102		77		113		.51325 112		13		13	
TOTALS		RPI 1-25		RPI 26-50		W-L RECORDS		RPI 51-100		RPI 101-150		RPI 150+								
26-18-0		1-0-0		0-3-0		OVERALL		3-4-0		8-5-0		14-6-0								
16-9-0		0-0-0		0-0-0		HOME		2-2-0		6-3-0		8-4-0								
9-8-0		1-0-0		0-2-0		AWAY		1-2-0		2-2-0		5-2-0								
1-1-0		0-0-0		0-1-0		NEUTRAL		0-0-0		0-0-0		1-0-0								
12-11-0		1-0-0		0-3-0		NON-CONFERENCE		2-2-0		3-4-0		6-2-0								
7-6-0		0-0-0		0-0-0		HOME		2-2-0		1-2-0		4-2-0								
4-4-0		1-0-0		0-0-		AWAY		0-0-0		2-2-0		1-0-0								
1-1-0		0-0-0		0-1-0		NEUTRAL		0-0-0		0-0-0		1-0-0								
14-7-0		0-0-0		0-0-0		CONFERENCE		1-2-0		5-1-0		8-4-0								
9-3-0		0-0-0		0-0-0		HOME		0-0-0		5-1-0		4-2-0								
5-4-0		0-0-0		0-0-0		AWAY		1-2-0		0-0-0		4-2-0								
0-0-0		0-0-0		0-0-0		NEUTRAL		0-0-0		0-0-0		0-0-0								
RPI	S	Opponent		Score		RPI	S	Opponent		Score		RPI	S	Opponent		Score				
16	A	East Carolina		12	2	31	A	UCLA		1	2	60	H	Louisiana Tech		2	1			
						40	A	Cal St. Fullerton		2	3	60	H	Louisiana Tech		1	0			
						47	N	Missouri St.		7	8	60	H	Louisiana Tech		2	3			
												60	H	Louisiana Tech		3	9			
												79	A	Gonzaga		0	1			
												79	A	Gonzaga		11	8			
												79	A	Gonzaga		0	7			
							</													

Non-Div. I Games:

Pepperdi ne

Average RPI Win: 127		WON-LOST	WINNING	LAST 10	STRENGTH OF		OPP. STRENGTH	TEAM	ADJ	CONF.	ADJ CONF.
Average RPI Loss: 86		RECORD	PCT. RANK	GAMES	SCHEDULE		OF SCHEDULE	RPI	RPI	RPI	RPI
DIV. I ONLY		25-21-0	.54348	122	6-4-0		125	29	104	.51984	104
DIV. I NON-CONF.		15-13-0	.53571	121	4-1-0		222	48	165	.49217	165
TOTALS		RPI 1-25	RPI 26-50		W-L RECORDS		RPI 51-100		RPI 101-150		RPI 150+
25-21-0		1-2-0	4-3-0		OVERALL		8-11-0		3-1-0		9-4-0
16-9-0		1-2-0	0-0-0		HOME		5-5-0		1-0-0		9-2-0
7-12-0		0-0-0	4-3-0		AWAY		1-6-0		2-1-0		0-2-0
2-0-0		0-0-0	0-0-0		NEUTRAL		2-0-0		0-0-0		0-0-0
15-13-0		0-0-0	1-0-0		NON-CONFERENCE		5-8-0		3-1-0		6-4-0
10-6-0		0-0-0	0-0-0		HOME		3-4-0		1-0-0		6-2-0
3-7-0		0-0-0	1-0-		AWAY		0-4-0		2-1-0		0-2-0
2-0-0		0-0-0	0-0-0		NEUTRAL		2-0-0		0-0-0		0-0-0
10-8-0		1-2-0	3-3-0		CONFERENCE		3-3-0		0-0-0		3-0-0
6-3-0		1-2-0	0-0-0		HOME		2-1-0		0-0-0		3-0-0
4-5-0		0-0-0	3-3-0		AWAY		1-2-0		0-0-0		0-0-0
0-0-0		0-0-0	0-0-0		NEUTRAL		0-0-0		0-0-0		0-0-0
RPI S	Opponent	Score	RPI S	Opponent	Score	RPI S	Opponent	Score	RPI S	Opponent	Score
18 H	UConn	1 0	27 A	Wichita St.	1 9	58 A	Sam Houston St.	2 3	118 A	Xavier	6 1
18 H	UConn	5 8	27 A	Wichita St.	8 2	58 A	Sam Houston St.	6 10	118 H	Xavier	10 7
18 H	UConn	6 7	27 A	Wichita St.	5 1	58 A	Sam Houston St.	3 5	127 A	San Diego	3 4
			28 A	Indiana	8 3	61 H	Houston	2 1	127 A	San Diego	7 4
			33 A	UCF	2 11	61 H	Houston	2 4	167 A	Miami (OH)	2 7
			33 A	UCF	4 5	61 H	Houston	4 2	167 A	Miami (OH)	8 9
			33 A	UCF	9 6	64 H	Tennessee	1 2	184 H	Memphis	7 2
						64 H	Tennessee	5 7	184 H	Memphis	8 7
						64 H	Tennessee	2 3	184 H	Memphis	10 2
						81 A	Tulane	1 0	202 H	Tolledo	9 8
						81 A	Tulane	3 5	202 H	Tolledo	7 13
						81 A	Tulane	7 8	202 H	Tolledo	5 4
						86 A	Wright St.	8 14	261 H	UT Martin	6 1
						86 H	Wright St.	1 5	261 H	UT Martin	5 7
						86 N	Wright St.	11 1	261 H	UT Martin	4 3
						90 N	California	3 1	261 H	UT Martin	6 3
						100 H	Kansas	4 3	269 H	Northern Ky.	5 3
						100 H	Kansas	7 6			
						100 H	Kansas	9 3			
			LAST 10 GAMES								
			118 A	Xavier	6 1	100 H	Kansas	9 3			
			27 A	Wichita St.	5 1	100 H	Kansas	7 6			
			27 A	Wichita St.	1 9	100 H	Kansas	4 3			
			27 A	Wichita St.	8 2	18 H	UConn	5 8			
			167 A	Miami (OH)	2 7	18 H	UConn	6 7			

Non-Div. I Games:

Cincinnati

Average RPI Win: 156		WON-LOST RECORD		WINNING PCT. RANK		LAST 10 GAMES		STRENGTH OF SCHEDULE		OPP. STRENGTH OF SCHEDULE		TEAM RPI		ADJ RPI		CONF. RPI		ADJ CONF. RPI	
DIV. I ONLY		27-22-0		.55102 115		3-7-0		95		137		105		.51807 105		16		16	
DIV. I NON-CONF.		15-16-0		.48387 150		1-4-0		184		83		196		.48119 195		16		16	
TOTALS		RPI 1-25		RPI 26-50		W-L RECORDS		RPI 51-100		RPI 101-150		RPI 150+							
27-22-0		1-1-0		1-2-0		OVERALL		4-9-0		6-5-0		15-5-0							
17-12-0		1-0-0		0-1-0		HOME		2-2-0		6-5-0		8-4-0							
10-8-0		0-1-0		1-1-0		AWAY		2-5-0		0-0-0		7-1-0							
0-2-0		0-0-0		0-0-0		NEUTRAL		0-2-0		0-0-0		0-0-0							
15-16-0		1-1-0		1-2-0		NON-CONFERENCE		2-5-0		2-3-0		9-5-0							
11-9-0		1-0-0		0-1-0		HOME		0-1-0		2-3-0		8-4-0							
4-5-0		0-1-0		1-0-		AWAY		2-2-0		0-0-0		1-1-0							
0-2-0		0-0-0		0-0-0		NEUTRAL		0-2-0		0-0-0		0-0-0							
12-6-0		0-0-0		0-0-0		CONFERENCE		2-4-0		4-2-0		6-0-0							
6-3-0		0-0-0		0-0-0		HOME		2-1-0		4-2-0		0-0-0							
6-3-0		0-0-0		0-0-0		AWAY		0-3-0		0-0-0		6-0-0							
0-0-0		0-0-0		0-0-0		NEUTRAL		0-0-0		0-0-0		0-0-0							
RPI	S	Opponent	Score		RPI	S	Opponent	Score		RPI	S	Opponent	Score		RPI	S	Opponent	Score	
6	A	Auburn	2	7	33	A	UCF	5	4	54	A	UNCG	6	7	101	H	Mercer	7	0
6	H	Auburn	12	3	44	A	Troy	2	14	54	A	UNCG	2	7	101	H	Mercer	6	1
					44	H	Troy	4	5	54	A	UNCG	5	7	101	H	Mercer	4	0
										76	N	Virginia	4	10	107	H	Austin Peay	5	1
										80	A	Alabama	6	0	108	H	Jacksonville St.	9	3
										80	H	Alabama	3	13	123	H	Georgia St.	0	2
										85	A	Kennesaw St.	2	1	123	H	Georgia St.	7	9
										85	A	Kennesaw St.	3	9	123	H	Georgia St.	0	1
										85	A	Kennesaw St.	3	9	134	H	ETSU	1	2
										95	N	Rice	7	8	134	H	ETSU	4	7
										96	H	Wofford	5	4	134	H	ETSU	6	2
										96	H	Wofford	4	2	154	A	Furman	4	2
										96	H	Wofford	4	6	154	A	Furman	4	3
															154	A	Furman	10	0
															160	H	Harvard	8	0
															160	H	Harvard	3	1
															160	H	Harvard	6	5
															160	H	Harvard	3	5
															185	A	UAB	8	2
															185	H	UAB	7	5
															204	H	SIUE	0	5
															204	H	SIUE	0	1
															204	H	SIUE	2	4
															226	A	Alabama St.	4	14
															226	H	Alabama St.	15	6
															253	A	The Citadel	15	2
															253	A	The Citadel	9	4
															253	A	The Citadel	7	0
															285	H	Alabama A&M	3	2
															285	H	Alabama A&M	9	2
															285	H	Alabama A&M	6	2
LAST 10 GAMES																			
					96	H	Wofford	5	4	204	H	SIUE	2	4					
					96	H	Wofford	4	6	204	H	SIUE	0	1					
					96	H	Wofford	4	2	6	A	Auburn	2	7					
					185	H	UAB	7	5	54	A	UNCG	6	7					
					204	H	SIUE	0	5	54	A	UNCG	2	7					

Non-Div. I Games:

Samford

Average RPI Win: 189		WON-LOST	WINNING	LAST 10	STRENGTH OF		OPP. STRENGTH	TEAM	ADJ	CONF.	ADJ CONF.
Average RPI Loss: 127		RECORD	PCT. RANK	GAMES	SCHEDULE		OF SCHEDULE	RPI	RPI	RPI	RPI
DIV. I ONLY		29-20-0	.59184	82	6-4-0		187	149	107	.51693	107
DIV. I NON-CONF.		11-10-0	.52381	126	2-1-0		203	39	159	.50018	159
TOTALS		RPI 1-25	RPI 26-50		W-L RECORDS		RPI 51-100		RPI 101-150		RPI 150+
29-20-0		0-4-0	0-1-0		OVERALL		3-1-0		5-8-0		21-6-0
16-6-0		0-0-0	0-0-0		HOME		2-1-0		0-2-0		14-3-0
10-14-0		0-4-0	0-1-0		AWAY		0-0-0		5-6-0		5-3-0
3-0-0		0-0-0	0-0-0		NEUTRAL		1-0-0		0-0-0		2-0-0
11-10-0		0-1-0	0-1-0		NON-CONFERENCE		3-1-0		1-6-0		7-1-0
7-3-0		0-0-0	0-0-0		HOME		2-1-0		0-2-0		5-0-0
1-7-0		0-1-0	0-0-		AWAY		0-0-0		1-4-0		0-1-0
3-0-0		0-0-0	0-0-0		NEUTRAL		1-0-0		0-0-0		2-0-0
18-10-0		0-3-0	0-0-0		CONFERENCE		0-0-0		4-2-0		14-5-0
9-3-0		0-0-0	0-0-0		HOME		0-0-0		0-0-0		9-3-0
9-7-0		0-3-0	0-0-0		AWAY		0-0-0		4-2-0		5-2-0
0-0-0		0-0-0	0-0-0		NEUTRAL		0-0-0		0-0-0		0-0-0
RPI S	Opponent	Score	RPI S	Opponent	Score	RPI S	Opponent	Score	RPI S	Opponent	Score
11 A	Ole Miss	4 11	42 A	Vanderbilt	6 19	57 N	Illinois	2 0	105 A	Samford	1 5
23 A	Tennessee Tech	12 15				65 H	Indiana St.	8 7	108 A	Jacksonville St.	7 4
23 A	Tennessee Tech	6 12				65 H	Indiana St.	5 11	108 A	Jacksonville St.	0 13
23 A	Tennessee Tech	0 4				65 H	Indiana St.	15 8	108 A	Jacksonville St.	6 4
									138 A	Southern Ill.	6 10
									138 H	Southern Ill.	7 16
									141 A	Morehead St.	15 9
									141 A	Morehead St.	10 4
									141 A	Morehead St.	6 7
									147 A	Kansas St.	4 2
									147 A	Kansas St.	10 15
									150 A	Middle Tenn.	4 10
									150 H	Middle Tenn.	0 9
									170 H	Eastern Ky.	11 9
									170 H	Eastern Ky.	18 15
									170 H	Eastern Ky.	5 8
									175 A	Lipscomb	6 8
									175 H	Lipscomb	19 5
									179 H	Western Ky.	6 0
									202 H	Tol edo	16 4
									202 H	Tol edo	12 2
									202 H	Tol edo	8 7
									204 A	SIUE	7 12
									204 A	SIUE	4 0
									204 A	SIUE	7 0
									208 H	Southeast Mo. St.	4 20
									208 H	Southeast Mo. St.	6 5
									208 H	Southeast Mo. St.	7 6
									230 N	South Dakota St.	4 2
									230 N	South Dakota St.	9 3
									250 A	Murray St.	14 11
									250 H	Murray St.	10 2
									250 H	Murray St.	8 7
									250 H	Murray St.	19 7
LAST 10 GAMES			LAST 10 GAMES			LAST 10 GAMES			LAST 10 GAMES		
175 H	Lipscomb	19 5	261 H	UT Martin	10 4	175 H	Lipscomb	19 5	261 H	UT Martin	10 4
204 A	SIUE	7 12	261 H	UT Martin	8 4	204 A	SIUE	7 12	261 H	UT Martin	8 4
204 A	SIUE	4 0	261 H	UT Martin	6 8	204 A	SIUE	4 0	261 H	UT Martin	6 8
204 A	SIUE	7 0	150 A	Middle Tenn.	4 10	204 A	SIUE	7 0	150 A	Middle Tenn.	4 10
179 H	Western Ky.	6 0	141 A	Morehead St.	6 7	179 H	Western Ky.	6 0	141 A	Morehead St.	6 7

Non-Div. I Games:

Austin Peay

RPI	S	Opponent	Score	
261	H	UT Martin	10	4
261	H	UT Martin	8	4
261	H	UT Martin	6	8
266	A	Belmont	10	6
266	A	Belmont	5	2
266	A	Belmont	0	4

A
u
s
t
i
n
P
e
a
y

A
u
s
t
i
n
P
e
a
y

Austin Peay

Average RPI Win:		192	WON-LOST RECORD		WINNING PCT. RANK		LAST 10 GAMES		STRENGTH OF SCHEDULE		OPP. STRENGTH OF SCHEDULE		TEAM RPI		ADJ RPI		CONF. RPI		ADJ CONF. RPI			
DIV. I ONLY			24-21-0		.53333		128	3-7-0		86		204		108		.51679		108	19		19	
DIV. I NON-CONF.			11-10-0		.52381		126	0-3-0		79		109		94		.52164		94	17		17	
TOTALS		RPI 1-25		RPI 26-50		W-L RECORDS		RPI 51-100		RPI 101-150		RPI 150+										
24-21-0		0-6-0		0-2-0		OVERALL		2-1-0		7-6-0		15-6-0										
14-10-0		0-3-0		0-1-0		HOME		1-0-0		4-2-0		9-4-0										
10-11-0		0-3-0		0-1-0		AWAY		1-1-0		3-4-0		6-2-0										
0-0-0		0-0-0		0-0-0		NEUTRAL		0-0-0		0-0-0		0-0-0										
11-10-0		0-3-0		0-2-0		NON-CONFERENCE		2-1-0		5-2-0		4-2-0										
7-5-0		0-3-0		0-1-0		HOME		1-0-0		3-0-0		3-1-0										
4-5-0		0-0-0		0-0-		AWAY		1-1-0		2-2-0		1-1-0										
0-0-0		0-0-0		0-0-0		NEUTRAL		0-0-0		0-0-0		0-0-0										
13-11-0		0-3-0		0-0-0		CONFERENCE		0-0-0		2-4-0		11-4-0										
7-5-0		0-0-0		0-0-0		HOME		0-0-0		1-2-0		6-3-0										
6-6-0		0-3-0		0-0-0		AWAY		0-0-0		1-2-0		5-1-0										
0-0-0		0-0-0		0-0-0		NEUTRAL		0-0-0		0-0-0		0-0-0										
RPI	S	Opponent		Score		RPI	S	Opponent		Score		RPI	S	Opponent		Score						
21	H	Jacksonville		4	6	44	A	Troy		2	8	80	A	Alabama		4	0					
21	H	Jacksonville		6	17	44	H	Troy		13	16	80	A	Alabama		8	9					
21	H	Jacksonville		1	4							85	H	Kennesaw St.		3	1					
23	A	Tennessee Tech		8	9							105	A	Samford		3	9					
23	A	Tennessee Tech		7	8							107	H	Austin Peay		13	0					
23	A	Tennessee Tech		7	11							107	H	Austin Peay		4	6					
												107	H	Austin Peay		4	7					
												138	H	Southern Ill.		7	4					
												138	H	Southern Ill.		10	9					
												138	H	Southern Ill.		6	0					
												141	A	Morehead St.		8	4					
												141	A	Morehead St.		12	24					
												141	A	Morehead St.		8	13					
												145	A	FIU		2	7					
												145	A	FIU		12	6					
												145	A	FIU		13	6					
												170	H	Eastern Ky.		6	9					
												170	H	Eastern Ky.		6	1					
												170	H	Eastern Ky.		7	11					
												185	A	UAB		4	2					
												208	H	Southeast Mo. St.		7	6					
												208	H	Southeast Mo. St.		1	4					
												208	H	Southeast Mo. St.		7	0					
												226	A	Alabama St.		2	6					
												226	H	Alabama St.		10	5					
												234	H	Radford		4	2					
												234	H	Radford		5	0					
												234	H	Radford		5	9					
												242	A	Eastern Ill.		7	0					
												242	A	Eastern Ill.		11	0					
												242	A	Eastern Ill.		5	9					
												250	H	Murray St.		21	3					
												250	H	Murray St.		5	3					
												250	H	Murray St.		13	4					
												266	A	Belmont		18	4					
												266	A	Belmont		4	3					
												266	A	Belmont		5	4					
LAST 10 GAMES																						
						80	A	Alabama		8	9	170	H	Eastern Ky.		6	9					
						141	A	Morehead St.		12	24	170	H	Eastern Ky.		6	1					
						141	A	Morehead St.		8	4	170	H	Eastern Ky.		7	11					
						141	A	Morehead St.		8	13	226	A	Alabama St.		2	6					
						44	A	Troy		2	8	266	A	Belmont		5	4					

Non-Div. I Games:

Jacksonville St.

Average RPI Win:		159	WON-LOST RECORD		WINNING PCT. RANK		LAST 10 GAMES		STRENGTH OF SCHEDULE		OPP. STRENGTH OF SCHEDULE		TEAM RPI		ADJ RPI		CONF. RPI		ADJ CONF. RPI	
DIV. I ONLY			22-23-0		.48889 148		4-6-0		47		100		109		.51602 109		7		7	
DIV. I NON-CONF.			14-15-0		.48276 152		1-2-0		132		141		202		.48016 201		10		10	
TOTALS		RPI 1-25		RPI 26-50		W-L RECORDS		RPI 51-100		RPI 101-150		RPI 150+								
22-23-0		4-10-0		0-3-0		OVERALL		3-3-0		2-1-0		13-6-0								
18-11-0		3-6-0		0-0-0		HOME		0-0-0		2-1-0		13-4-0								
4-12-0		1-4-0		0-3-0		AWAY		3-3-0		0-0-0		0-2-0								
0-0-0		0-0-0		0-0-0		NEUTRAL		0-0-0		0-0-0		0-0-0								
14-15-0		2-5-0		0-3-0		NON-CONFERENCE		0-0-0		2-1-0		10-6-0								
14-8-0		2-3-0		0-0-0		HOME		0-0-0		2-1-0		10-4-0								
0-7-0		0-2-0		0-0-		AWAY		0-0-0		0-0-0		0-2-0								
0-0-0		0-0-0		0-0-0		NEUTRAL		0-0-0		0-0-0		0-0-0								
8-8-0		2-5-0		0-0-0		CONFERENCE		3-3-0		0-0-0		3-0-0								
4-3-0		1-3-0		0-0-0		HOME		0-0-0		0-0-0		3-0-0								
4-5-0		1-2-0		0-0-0		AWAY		3-3-0		0-0-0		0-0-0								
0-0-0		0-0-0		0-0-0		NEUTRAL		0-0-0		0-0-0		0-0-0								
RPI	S	Opponent		Score		RPI	S	Opponent		Score		RPI	S	Opponent		Score				
1	A	Florida		3	8	29	A	Fla. Atlantic		1	14	63	A	FGCU		9	4			
1	H	Florida		0	4	29	A	Fla. Atlantic		9	10	63	A	FGCU		3	2			
12	H	Stetson		4	12	39	A	South Carolina		2	5	63	A	FGCU		16	1			
12	H	Stetson		3	4							85	A	Kennesaw St.		6	10			
12	H	Stetson		3	5							85	A	Kennesaw St.		2	3			
18	H	UConn		4	2							85	A	Kennesaw St.		5	7			
18	H	UConn		6	5															
18	H	UConn		4	5															
21	A	Jacksonville		8	2															
21	A	Jacksonville		2	7															
21	A	Jacksonville		2	5															
21	H	Jacksonville		12	5															
24	A	South Fla.		1	7															
24	H	South Fla.		5	12															
						LAST 10 GAMES														
						63 A FGCU 16 1						12 H Stetson 3 5								
						63 A FGCU 9 4						12 H Stetson 3 4								
						63 A FGCU 3 2						291 H Savannah St. 7 1								
						249 A South Fla. 1 7						24 A South Fla. 1 7								
						249 A Florida A&M 5 6						85 A Kennesaw St. 5 7								
						12 H Stetson 4 12														

Non-Div. I Games:

North Florida

Average RPI Win: 137		WON-LOST RECORD		WINNING PCT. RANK		LAST 10 GAMES		STRENGTH OF SCHEDULE		OPP. STRENGTH OF SCHEDULE		TEAM RPI		ADJ RPI		CONF. RPI		ADJ CONF. RPI	
DIV. I ONLY		20-26-0		.43478 198		5-5-0		57		72		110		.51527 110		2		2	
DIV. I NON-CONF.		12-10-0		.54545 116		3-1-0		122		189		93		.52166 93		3		3	
TOTALS		RPI 1-25		RPI 26-50		W-L RECORDS		RPI 51-100		RPI 101-150		RPI 150+							
20-26-0		2-6-0		2-6-0		OVERALL		5-7-0		2-2-0		9-5-0							
9-9-0		2-4-0		0-3-0		HOME		2-1-0		0-1-0		5-0-0							
6-13-0		0-2-0		1-2-0		AWAY		2-4-0		1-0-0		2-5-0							
5-4-0		0-0-0		1-1-0		NEUTRAL		1-2-0		1-1-0		2-0-0							
12-10-0		0-2-0		1-1-0		NON-CONFERENCE		1-2-0		2-2-0		8-3-0							
5-1-0		0-0-0		0-0-0		HOME		0-0-0		0-1-0		5-0-0							
2-5-0		0-2-0		0-0-		AWAY		0-0-0		1-0-0		1-3-0							
5-4-0		0-0-0		1-1-0		NEUTRAL		1-2-0		1-1-0		2-0-0							
8-16-0		2-4-0		1-5-0		CONFERENCE		4-5-0		0-0-0		1-2-0							
4-8-0		2-4-0		0-3-0		HOME		2-1-0		0-0-0		0-0-0							
4-8-0		0-0-0		1-2-0		AWAY		2-4-0		0-0-0		1-2-0							
0-0-0		0-0-0		0-0-0		NEUTRAL		0-0-0		0-0-0		0-0-0							
RPI	S	Opponent		Score		RPI	S	Opponent		Score		RPI	S	Opponent		Score			
12	A	Stetson		1	2	37	H	Louisville		2	3	56	N	South Alabama		5	7		
17	H	NC State		2	14	37	H	Louisville		1	16	62	N	Purdue		5	12		
17	H	NC State		0	1	37	H	Louisville		1	3	74	N	Wagner		18	7		
17	H	NC State		10	2	41	N	Oklahoma		14	6	76	A	Virginia		5	6		
19	H	Duke		5	11	48	A	Georgia Tech		6	10	76	A	Virginia		0	9		
19	H	Duke		0	7	48	A	Georgia Tech		9	16	76	A	Virginia		5	4		
19	H	Duke		4	3	48	A	Georgia Tech		10	8	92	A	Notre Dame		7	8		
25	A	Coastal Caro.		2	17	49	N	Iowa		1	2	92	A	Notre Dame		5	6		
												92	A	Notre Dame		9	1		
												97	H	Pittsburgh		10	15		
												97	H	Pittsburgh		4	1		
												97	H	Pittsburgh		3	1		
LAST 10 GAMES																			
						124	A	Liberty		11	5	165	A	VMI		7	9		
						165	H	VMI		8	3	92	A	Notre Dame		5	6		
						19	H	Duke		0	7	92	A	Notre Dame		7	8		
						19	H	Duke		5	11	92	A	Notre Dame		9	1		
						19	H	Duke		4	3	246	H	Old Dominion		6	5		

Non-Div. I Games:

Virginia Tech

Average RPI Win: 124		WON-LOST	WINNING	LAST 10	STRENGTH OF		OPP. STRENGTH	TEAM	ADJ	CONF.	ADJ CONF.
Average RPI Loss: 105		RECORD	PCT. RANK	GAMES	SCHEDULE		OF SCHEDULE	RPI	RPI	RPI	RPI
DIV. I ONLY		22-24-0	.47826	152	6-4-0		65	87	111	.51505	111
DIV. I NON-CONF.		16-14-0	.53333	122	3-2-0		90	104	98	.51907	98
TOTALS		RPI 1-25	RPI 26-50		W-L RECORDS		RPI 51-100		RPI 101-150		RPI 150+
22-24-0		1-4-0	3-5-0		OVERALL		3-3-0		5-4-0		10-8-0
12-10-0		1-2-0	1-1-0		HOME		3-1-0		3-3-0		4-3-0
5-11-0		0-0-0	2-4-0		AWAY		0-2-0		2-1-0		1-4-0
5-3-0		0-2-0	0-0-0		NEUTRAL		0-0-0		0-0-0		5-1-0
16-14-0		0-2-0	1-2-0		NON-CONFERENCE		3-3-0		3-3-0		9-4-0
8-6-0		0-0-0	0-0-0		HOME		3-1-0		1-2-0		4-3-0
3-5-0		0-0-0	1-0-		AWAY		0-2-0		2-1-0		0-0-0
5-3-0		0-2-0	0-0-0		NEUTRAL		0-0-0		0-0-0		5-1-0
6-10-0		1-2-0	2-3-0		CONFERENCE		0-0-0		2-1-0		1-4-0
4-4-0		1-2-0	1-1-0		HOME		0-0-0		2-1-0		0-0-0
2-6-0		0-0-0	1-2-0		AWAY		0-0-0		0-0-0		1-4-0
0-0-0		0-0-0	0-0-0		NEUTRAL		0-0-0		0-0-0		0-0-0
RPI S	Opponent	Score	RPI S	Opponent	Score	RPI S	Opponent	Score	RPI S	Opponent	Score
7 N	Oregon St.	3 10	27 A	Wichita St.	1 9	55 A	Creighton	1 3	114 H	Maryland	17 8
7 N	Oregon St.	1 9	27 A	Wichita St.	3 6	55 A	Creighton	4 5	114 H	Maryland	7 15
14 H	Minnesota	8 2	27 A	Wichita St.	10 9	55 H	Creighton	9 12	114 H	Maryland	5 2
14 H	Minnesota	0 2	30 A	Ohio St.	7 3	59 H	Nevada	12 5	129 H	Northwestern St.	7 6
14 H	Minnesota	1 5	30 A	Ohio St.	14 15	59 H	Nevada	9 6	129 H	Northwestern St.	2 6
			30 A	Ohio St.	4 7	59 H	Nevada	9 5	132 A	Oral Roberts	11 10
			49 H	Iowa	10 4				132 A	Oral Roberts	4 11
			49 H	Iowa	1 7				147 A	Kansas St.	11 9
									147 H	Kansas St.	3 4
									151 A	Rutgers	4 8
									151 A	Rutgers	2 4
									151 A	Rutgers	12 4
									155 N	Washington St.	5 3
									155 N	Washington St.	8 3
									172 H	Cal Poly	22 3
									172 H	Cal Poly	13 2
									172 H	Cal Poly	4 0
									172 H	Cal Poly	8 14
									191 N	Utah	4 2
									191 N	Utah	7 4
									205 H	Northern Colo.	3 6
									205 H	Northern Colo.	14 2
									216 A	Michigan St.	3 5
									216 A	Michigan St.	5 17
									240 N	UC Riverside	8 3
									240 N	UC Riverside	1 8
									284 H	Omaha	7 8
			LAST 10 GAMES								
			55 A	Creighton	4 5	59 H	Nevada	9 6			
			114 H	Maryland	5 2	59 H	Nevada	9 5			
			114 H	Maryland	17 8	55 H	Creighton	9 12			
			114 H	Maryland	7 15	151 A	Rutgers	4 8			
			59 H	Nevada	12 5	151 A	Rutgers	12 4			

Non-Div. I Games:

Nebraska

Average RPI Win:		210	WON-LOST RECORD		WINNING PCT. RANK		LAST 10 GAMES		STRENGTH OF SCHEDULE		OPP. STRENGTH OF SCHEDULE		TEAM RPI		ADJ RPI		CONF. RPI		ADJ CONF. RPI	
DIV. I ONLY			32-16-0		.66667 39		8-2-0		249		150		112		.51469 112		21		21	
DIV. I NON-CONF.			17-10-0		.62963 69		3-0-0		272		73		147		.50359 147		25		25	
TOTALS		RPI 1-25		RPI 26-50		W-L RECORDS		RPI 51-100		RPI 101-150		RPI 150+								
32-16-0		0-2-0		0-4-0		OVERALL		1-2-0		2-2-0		29-6-0								
22-5-0		0-0-0		0-0-0		HOME		0-0-0		1-2-0		21-3-0								
10-10-0		0-1-0		0-4-0		AWAY		1-2-0		1-0-0		8-3-0								
0-1-0		0-1-0		0-0-0		NEUTRAL		0-0-0		0-0-0		0-0-0								
17-10-0		0-2-0		0-4-0		NON-CONFERENCE		1-2-0		1-0-0		15-2-0								
13-2-0		0-0-0		0-0-0		HOME		0-0-0		0-0-0		13-2-0								
4-7-0		0-1-0		0-0-		AWAY		1-2-0		1-0-0		2-0-0								
0-1-0		0-1-0		0-0-0		NEUTRAL		0-0-0		0-0-0		0-0-0								
15-6-0		0-0-0		0-0-0		CONFERENCE		0-0-0		1-2-0		14-4-0								
9-3-0		0-0-0		0-0-0		HOME		0-0-0		1-2-0		8-1-0								
6-3-0		0-0-0		0-0-0		AWAY		0-0-0		0-0-0		6-3-0								
0-0-0		0-0-0		0-0-0		NEUTRAL		0-0-0		0-0-0		0-0-0								
RPI	S	Opponent		Score		RPI	S	Opponent		Score		RPI	S	Opponent		Score				
9	A	Texas Tech		0	12	36	A	Ari zona		4	5	80	A	Al abama		3	0			
9	N	Texas Tech		1	2	36	A	Ari zona		0	14	80	A	Al abama		2	5			
						38	A	Mi ssi ssi ppi St.		0	6	80	A	Al abama		1	3			
						38	A	Mi ssi ssi ppi St.		1	9									

Non-Div. I Games:	Sul Ross St.	14	8
-------------------	--------------	----	---

New Mexico St.

RPI	S	Opponent	Score	
265	H	Towson	6	11
265	H	Towson	24	4
288	H	Mississippi Val.	20	0
288	H	Mississippi Val.	15	4
288	H	Mississippi Val.	39	0

New Mexico St.

New Mexico St.

New Mexico St.

Average RPI Win:		115	WON-LOST RECORD		WINNING PCT. RANK		LAST 10 GAMES		STRENGTH OF SCHEDULE		OPP. STRENGTH OF SCHEDULE		TEAM RPI		ADJ RPI		CONF. RPI		ADJ CONF. RPI				
DIV. I ONLY			22-26-0		.45833 175		6-4-0		78		54		113		.51446 113		15		15				
DIV. I NON-CONF.			13-17-0		.43333 190		2-0-0		18		14		90		.52328 90		14		14				
TOTALS		RPI 1-25		RPI 26-50				W-L RECORDS		RPI 51-100				RPI 101-150				RPI 150+					
22-26-0		1-5-0		5-3-0				OVERALL		4-5-0				6-7-0				6-6-0					
11-12-0		1-2-0		2-1-0				HOME		3-3-0				2-4-0				3-2-0					
11-13-0		0-3-0		3-1-0				AWAY		1-2-0				4-3-0				3-4-0					
0-1-0		0-0-0		0-1-0				NEUTRAL		0-0-0				0-0-0				0-0-0					
13-17-0		1-5-0		3-2-0				NON-CONFERENCE		3-3-0				4-6-0				2-1-0					
9-8-0		1-2-0		2-1-0				HOME		2-1-0				2-4-0				2-0-0					
4-8-0		0-3-0		1-0-				AWAY		1-2-0				2-2-0				0-1-0					
0-1-0		0-0-0		0-1-0				NEUTRAL		0-0-0				0-0-0				0-0-0					
9-9-0		0-0-0		2-1-0				CONFERENCE		1-2-0				2-1-0				4-5-0					
2-4-0		0-0-0		0-0-0				HOME		1-2-0				0-0-0				1-2-0					
7-5-0		0-0-0		2-1-0				AWAY		0-0-0				2-1-0				3-3-0					
0-0-0		0-0-0		0-0-0				NEUTRAL		0-0-0				0-0-0				0-0-0					
RPI	S	Opponent		Score		RPI	S	Opponent		Score		RPI	S	Opponent		Score		RPI	S	Opponent		Score	
11	H	Ole Miss		3	4	31	A	UCLA		5	1	66	A	TCU		3	2	115	A	Southern Cal i forni a		8	5
11	H	Ole Miss		4	3	31	H	UCLA		5	2	66	A	TCU		3	8	115	H	Southern Cal i forni a		1	5
11	H	Ole Miss		1	12	40	A	Cal St. Fullerton		1	2	66	A	TCU		2	5	117	H	Arizona St.		0	1
13	A	Texas A&M		1	3	40	A	Cal St. Fullerton		5	2	81	H	Tul ane		13	2	117	H	Arizona St.		16	4
13	A	Texas A&M		1	19	40	A	Cal St. Fullerton		3	1	81	H	Tul ane		6	10	120	H	Saint Mary's (CA)		4	1
13	A	Texas A&M		1	5	42	H	Vanderbi l t		4	3	81	H	Tul ane		1	0	120	H	Saint Mary's (CA)		2	6
						50	H	San Di ego St.		2	5	87	H	UC Ir vine		2	3	120	H	Saint Mary's (CA)		1	4
						50	N	San Di ego St.		1	5	87	H	UC Ir vine		1	0	133	A	Fresno St.		7	15
												87	H	UC Ir vine		0	8	133	A	Fresno St.		24	10
																		133	A	Fresno St.		0	2
																		148	A	CSUN		1	2
																		148	A	CSUN		3	2
																		148	A	CSUN		7	5
																		155	H	Washington St.		5	1
																		166	A	Loyola Marymount		4	5
																		166	H	Loyola Marymount		9	6
																		172	A	Cal Poly		4	5
																		172	A	Cal Poly		2	5
																		172	A	Cal Poly		2	8
																		207	H	UC Davi s		8	0
																		207	H	UC Davi s		1	10
																		207	H	UC Davi s		0	3
																		240	A	UC Ri versi de		6	2
																		240	A	UC Ri versi de		5	4
																		240	A	UC Ri versi de		8	3
LAST 10 GAMES																							
						31	A	UCLA		5	1	207	H	UC Davi s		0	3						
						240	A	UC Ri versi de		5	4	207	H	UC Davi s		8	0						
						240	A	UC Ri versi de		8	3	115	A	Southern Cal i forni a		8	5						
						240	A	UC Ri versi de		6	2	172	A	Cal Poly		2	8						
						207	H	UC Davi s		1	10	172	A	Cal Poly		2	5						

Non-Div. I Games:

Long Beach St.

Average RPI Win: 124		WON-LOST	WINNING	LAST 10	STRENGTH OF		OPP. STRENGTH	TEAM	ADJ		CONF.	ADJ CONF.		
Average RPI Loss: 96		RECORD	PCT. RANK	GAMES	SCHEDULE		OF SCHEDULE	RPI	RPI		RPI	RPI		
DIV. I ONLY		20-27-0	.42553	208	4-6-0		49	89	114		.51398	114	6	6
DIV. I NON-CONF.		14-16-0	.46667	161	1-1-0		14	56	65		.54176	65	7	7
TOTALS		RPI 1-25	RPI 26-50		W-L RECORDS		RPI 51-100		RPI 101-150		RPI 150+			
20-27-0		3-5-0	0-3-0		OVERALL		6-9-0		4-4-0		7-6-0			
9-13-0		2-1-0	0-0-0		HOME		4-8-0		0-1-0		3-3-0			
9-14-0		1-4-0	0-3-0		AWAY		2-1-0		3-3-0		3-3-0			
2-0-0		0-0-0	0-0-0		NEUTRAL		0-0-0		1-0-0		1-0-0			
14-16-0		3-5-0	0-1-0		NON-CONFERENCE		5-4-0		3-2-0		3-4-0			
6-7-0		2-1-0	0-0-0		HOME		3-3-0		0-1-0		1-2-0			
6-9-0		1-4-0	0-0-		AWAY		2-1-0		2-1-0		1-2-0			
2-0-0		0-0-0	0-0-0		NEUTRAL		0-0-0		1-0-0		1-0-0			
6-11-0		0-0-0	0-2-0		CONFERENCE		1-5-0		1-2-0		4-2-0			
3-6-0		0-0-0	0-0-0		HOME		1-5-0		0-0-0		2-1-0			
3-5-0		0-0-0	0-2-0		AWAY		0-0-0		1-2-0		2-1-0			
0-0-0		0-0-0	0-0-0		NEUTRAL		0-0-0		0-0-0		0-0-0			
RPI	S	Opponent	Score		RPI	S	Opponent	Score		RPI	S	Opponent	Score	
3	A	North Carolina	1	13	45	A	Michigan	4	10	57	H	Illinois	6	10
12	H	Stetson	3	12	45	A	Michigan	3	6	57	H	Illinois	7	1
12	H	Stetson	6	1	46	A	West Virginia	5	9	57	H	Illinois	2	4
12	H	Stetson	2	0						62	H	Purdue	6	8
16	A	East Carolina	4	18						62	H	Purdue	3	4
16	A	East Carolina	0	4						62	H	Purdue	1	7
16	A	East Carolina	0	4						64	A	Tennessee	6	13
25	A	Coastal Caro.	7	6						64	A	Tennessee	4	0
										64	A	Tennessee	10	4
										91	H	Bryant	12	6
										91	H	Bryant	3	7
										91	H	Bryant	5	3
										93	H	Army West Point	6	3
										93	H	Army West Point	0	3
										93	H	Army West Point	3	4
					LAST 10 GAMES									
					111	A	Nebraska	2	5	216	A	Michigan St.	8	2
					111	A	Nebraska	8	17	216	A	Michigan St.	2	4
					111	A	Nebraska	15	7	162	H	James Madison	6	1
					46	A	West Virginia	5	9	62	H	Purdue	6	8
					216	A	Michigan St.	5	3	62	H	Purdue	3	4

Non-Div. I Games:

Maryland

Average RPI Win:		145	WON-LOST		WINNING		LAST 10		STRENGTH OF		OPP. STRENGTH		TEAM		ADJ		CONF.		ADJ CONF.				
Average RPI Loss:		73	RECORD		PCT. RANK		GAMES		SCHEDULE		OF SCHEDULE		RPI		RPI		RPI		RPI				
DIV. I ONLY			21-22-0		.48837		149		3-7-0		107		26		115		.51372		115				
DIV. I NON-CONF.			11-7-0		.61111		83		0-1-0		237		61		136		.50783		136				
TOTALS		RPI 1-25		RPI 26-50				W-L RECORDS				RPI 51-100				RPI 101-150				RPI 150+			
21-22-0		1-5-0		3-5-0				OVERALL				4-7-0				3-2-0				10-3-0			
12-10-0		0-0-0		1-2-0				HOME				3-4-0				0-1-0				8-3-0			
8-12-0		1-5-0		1-3-0				AWAY				1-3-0				3-1-0				2-0-0			
1-0-0		0-0-0		1-0-0				NEUTRAL				0-0-0				0-0-0				0-0-0			
11-7-0		1-2-0		1-0-0				NON-CONFERENCE				0-2-0				1-1-0				8-2-0			
6-4-0		0-0-0		0-0-0				HOME				0-1-0				0-1-0				6-2-0			
5-3-0		1-2-0		1-0-				AWAY				0-1-0				1-0-0				2-0-0			
0-0-0		0-0-0		0-0-0				NEUTRAL				0-0-0				0-0-0				0-0-0			
10-15-0		0-3-0		2-5-0				CONFERENCE				4-5-0				2-1-0				2-1-0			
6-6-0		0-0-0		1-2-0				HOME				3-3-0				0-0-0				2-1-0			
3-9-0		0-3-0		0-3-0				AWAY				1-2-0				2-1-0				0-0-0			
1-0-0		0-0-0		1-0-0				NEUTRAL				0-0-0				0-0-0				0-0-0			
RPI	S	Opponent		Score		RPI	S	Opponent		Score		RPI	S	Opponent		Score		RPI	S	Opponent		Score	
2	A	Stanford		1	11	31	A	UCLA		1	16	66	H	TCU		1	10	113	A	Long Beach St.		5	1
2	A	Stanford		1	5	31	A	UCLA		2	19	78	H	Washington		5	9	113	H	Long Beach St.		5	8
2	A	Stanford		0	18	31	A	UCLA		3	7	78	H	Washington		1	0	117	A	Arizona St.		8	4
5	A	Arkansas		3	1	31	N	UCLA		3	2	78	H	Washington		2	5	117	A	Arizona St.		10	1
5	A	Arkansas		0	4	36	H	Ari zona		2	4	83	A	Oregon		10	2	117	A	Arizona St.		1	5
5	A	Arkansas		6	7	36	H	Ari zona		2	14	83	A	Oregon		1	2	166	A	Loyol a Marymount		6	1
						36	H	Ari zona		12	2	83	A	Oregon		2	9	166	H	Loyol a Marymount		3	2
						40	A	Cal St. Fullerton		3	1	87	A	UC Irvine		7	8	191	H	Utah		2	0
												90	H	Cal i forni a		9	8	191	H	Utah		5	2
												90	H	Cal i forni a		11	4	191	H	Utah		0	4
												90	H	Cal i forni a		2	6	195	A	UC Santa Barbara		9	3
																		195	H	UC Santa Barbara		5	8
																		243	H	Utah Valley		1	5
																		243	H	Utah Valley		8	6
																		243	H	Utah Valley		5	4
																		280	H	Villanova		15	6
																		280	H	Villanova		12	6
																		280	H	Villanova		5	2
LAST 10 GAMES						LAST 10 GAMES						LAST 10 GAMES						LAST 10 GAMES					
90 H Cal i forni a						2	6	83 A Oregon						10	2	113 H Long Beach St.						5	8
90 H Cal i forni a						9	8	31 A UCLA						3	7	31 A UCLA						2	19
90 H Cal i forni a						11	4	31 A UCLA						2	19	31 A UCLA						1	16
83 A Oregon						1	2																
83 A Oregon						2	9																

Non-Div. I Games:

Southern Cal i forni a

Average RPI Win: 185		WON-LOST	WINNING	LAST 10	STRENGTH OF		OPP. STRENGTH	TEAM	ADJ	CONF.	ADJ CONF.
Average RPI Loss: 154		RECORD	PCT. RANK	GAMES	SCHEDULE		OF SCHEDULE	RPI	RPI	RPI	RPI
DIV. I ONLY		30-15-1	.66304	43	3-1-0		237	192	116	.51368	116
DIV. I NON-CONF.		18-9-1	.66071	55	1-0-0		249	234	127	.50977	127
TOTALS		RPI 1-25	RPI 26-50		W-L RECORDS		RPI 51-100		RPI 101-150		RPI 150+
30-15-1		1-2-0	0-0-0		OVERALL		6-3-0		3-2-0		20-8-1
16-8-0		0-0-0	0-0-0		HOME		3-2-0		2-2-0		11-4-0
14-6-1		1-2-0	0-0-0		AWAY		3-1-0		1-0-0		9-3-1
0-1-0		0-0-0	0-0-0		NEUTRAL		0-0-0		0-0-0		0-1-0
18-9-1		1-2-0	0-0-0		NON-CONFERENCE		2-1-0		2-0-0		13-6-1
11-4-0		0-0-0	0-0-0		HOME		1-1-0		1-0-0		9-3-0
7-4-1		1-2-0	0-0-		AWAY		1-0-0		1-0-0		4-2-1
0-1-0		0-0-0	0-0-0		NEUTRAL		0-0-0		0-0-0		0-1-0
12-6-0		0-0-0	0-0-0		CONFERENCE		4-2-0		1-2-0		7-2-0
5-4-0		0-0-0	0-0-0		HOME		2-1-0		1-2-0		2-1-0
7-2-0		0-0-0	0-0-0		AWAY		2-1-0		0-0-0		5-1-0
0-0-0		0-0-0	0-0-0		NEUTRAL		0-0-0		0-0-0		0-0-0
RPI S	Opponent	Score		RPI S	Opponent	Score		RPI S	Opponent	Score	
24 A	South Fla.	2	0					73 A	Davidson	5	2
24 A	South Fla.	4	13					73 A	Davidson	5	4
24 A	South Fla.	2	3					73 A	Davidson	4	5
								74 H	Wagner	7	10
								82 H	Rhode Island	2	6
								82 H	Rhode Island	5	3
								82 H	Rhode Island	4	0
								93 H	Army West Point	3	2
								96 A	Wofford	2	1
								125 H	George Washington	2	7
								125 H	George Washington	7	2
								125 H	George Washington	3	5
								131 H	Hofstra	1	0
								143 A	Yale	4	3
								162 A	James Madison	6	7
								162 A	James Madison	14	6
								162 A	James Madison	5	3
								192 H	Manhattan	9	1
								192 H	Manhattan	0	2
								192 H	Manhattan	8	3
								209 A	Columbia	1	10
								214 H	Fairfield	4	3
								221 A	Saint Joseph's	11	1
								221 A	Saint Joseph's	8	7
								221 A	Saint Joseph's	4	1
								223 H	Siena	8	7
								223 H	Siena	3	5
								224 H	LIU Brooklyn	3	2
								225 H	Cornell	4	3
								225 H	Cornell	3	4
								225 H	Cornell	5	3
								228 H	Dayton	10	3
								228 H	Dayton	3	1
								228 H	Dayton	1	4
								233 A	USC Upstate	4	4
								270 N	Evansville	8	9
								273 A	Coppin St.	10	8
								273 A	Coppin St.	4	1
								281 A	La Salle	12	8
								281 A	La Salle	5	6
								281 A	La Salle	4	3
								295 H	Saint Peter's	18	0
								295 H	Saint Peter's	29	1

Non-Div. I Games:

Fordham

Average RPI Win: 106		WON-LOST	WINNING	LAST 10	STRENGTH OF		OPP. STRENGTH	TEAM	ADJ	CONF.	ADJ CONF.
Average RPI Loss: 77		RECORD	PCT. RANK	GAMES	SCHEDULE		OF SCHEDULE	RPI	RPI	RPI	RPI
DIV. I ONLY		19-27-0	.41304	215	5-5-0		12	74	117	.51348	117
DIV. I NON-CONF.		8-13-0	.38095	215	0-1-0		5	202	155	.50035	155
TOTALS		RPI 1-25	RPI 26-50		W-L RECORDS		RPI 51-100		RPI 101-150		RPI 150+
19-27-0		3-6-0	1-5-0		OVERALL		4-4-0		5-8-0		6-4-0
14-16-0		2-1-0	0-3-0		HOME		4-3-0		3-7-0		5-2-0
5-11-0		1-5-0	1-2-0		AWAY		0-1-0		2-1-0		1-2-0
0-0-0		0-0-0	0-0-0		NEUTRAL		0-0-0		0-0-0		0-0-0
8-13-0		2-1-0	0-2-0		NON-CONFERENCE		0-2-0		4-6-0		2-2-0
6-11-0		2-1-0	0-2-0		HOME		0-1-0		2-5-0		2-2-0
2-2-0		0-0-0	0-0-		AWAY		0-1-0		2-1-0		0-0-0
0-0-0		0-0-0	0-0-0		NEUTRAL		0-0-0		0-0-0		0-0-0
11-14-0		1-5-0	1-3-0		CONFERENCE		4-2-0		1-2-0		4-2-0
8-5-0		0-0-0	0-1-0		HOME		4-2-0		1-2-0		3-0-0
3-9-0		1-5-0	1-2-0		AWAY		0-0-0		0-0-0		1-2-0
0-0-0		0-0-0	0-0-0		NEUTRAL		0-0-0		0-0-0		0-0-0
RPI S	Opponent	Score		RPI S	Opponent	Score		RPI S	Opponent	Score	
2 A	Stanford	6	11	31 A	UCLA	1	12	77 A	UNLV	6	14
2 A	Stanford	3	10	31 A	UCLA	4	0	77 H	UNLV	3	10
2 A	Stanford	1	3	31 A	UCLA	4	5	78 H	Washing ton	6	7
7 A	Oregon St.	2	6	36 H	Ari zona	2	6	78 H	Washing ton	4	3
7 A	Oregon St.	5	6	40 H	Cal St. Fullerton	1	2	78 H	Washing ton	3	7
7 A	Oregon St.	8	5	40 H	Cal St. Fullerton	6	7	83 H	Oregon	6	1
20 H	Oklahoma St.	2	3					83 H	Oregon	7	4
20 H	Oklahoma St.	14	2					83 H	Oregon	18	4
20 H	Oklahoma St.	9	1								
				LAST 10 GAMES							
				78 H	Washington	6	7	7 A	Oregon St.	2	6
				78 H	Washington	3	7	112 H	New Mexico St.	7	8
				78 H	Washington	4	3	191 H	Utah	13	8
				7 A	Oregon St.	5	6	191 H	Utah	15	7
				7 A	Oregon St.	8	5	191 H	Utah	7	4

Non-Div. I Games:

Ari zona St.

Average RPI Win: 154		WON-LOST	WINNING	LAST 10	STRENGTH OF		OPP. STRENGTH	TEAM	ADJ		CONF.	ADJ CONF.
Average RPI Loss: 89		RECORD	PCT. RANK	GAMES	SCHEDULE		OF SCHEDULE	RPI	RPI		RPI	RPI
DIV. I ONLY		16-32-0	.33333	249	4-6-0		15	189	118		12	12
DIV. I NON-CONF.		11-22-0	.33333	236	1-2-0		30	213	128		11	11
TOTALS		RPI 1-25	RPI 26-50		W-L RECORDS		RPI 51-100		RPI 101-150		RPI 150+	
16-32-0		1-4-0	1-5-0		OVERALL		3-9-0		2-10-0		9-4-0	
4-7-0		0-1-0	1-2-0		HOME		2-2-0		0-1-0		1-1-0	
10-24-0		1-3-0	0-3-0		AWAY		1-6-0		2-9-0		6-3-0	
2-1-0		0-0-0	0-0-0		NEUTRAL		0-1-0		0-0-0		2-0-0	
11-22-0		1-4-0	0-3-0		NON-CONFERENCE		1-5-0		1-8-0		8-2-0	
2-3-0		0-1-0	0-0-0		HOME		1-0-0		0-1-0		1-1-0	
7-18-0		1-3-0	0-0-0		AWAY		0-4-0		1-7-0		5-1-0	
2-1-0		0-0-0	0-0-0		NEUTRAL		0-1-0		0-0-0		2-0-0	
5-10-0		0-0-0	1-2-0		CONFERENCE		2-4-0		1-2-0		1-2-0	
2-4-0		0-0-0	1-2-0		HOME		1-2-0		0-0-0		0-0-0	
3-6-0		0-0-0	0-0-0		AWAY		1-2-0		1-2-0		1-2-0	
0-0-0		0-0-0	0-0-0		NEUTRAL		0-0-0		0-0-0		0-0-0	
RPI S	Opponent	Score	RPI S	Opponent	Score	RPI S	Opponent	Score	RPI S	Opponent	Score	
10 A	Florida St.	1 11	35 H	St. John's (NY)	7 34	55 H	Creighton	3 7	104 A	Cincinnati	7 10	
10 A	Florida St.	2 7	35 H	St. John's (NY)	4 9	55 H	Creighton	8 24	104 H	Cincinnati	1 6	
10 A	Florida St.	1 5	35 H	St. John's (NY)	7 3	55 H	Creighton	12 8	120 A	Saint Mary's (CA)	5 7	
15 A	Kentucky	3 2	37 A	Louisville	4 6	65 A	Indiana St.	3 4	120 A	Saint Mary's (CA)	0 1	
15 H	Kentucky	4 20	43 A	DBU	5 12	65 A	Indiana St.	4 6	120 A	Saint Mary's (CA)	1 9	
			43 A	DBU	2 14	84 A	Seton Hall	5 3	135 A	San Francisco	14 6	
						84 A	Seton Hall	3 4	135 A	San Francisco	2 8	
						84 A	Seton Hall	6 9	135 A	San Francisco	0 1	
						86 H	Wright St.	2 0	135 A	San Francisco	5 8	
						86 N	Wright St.	7 9	139 A	Butler	4 6	
						90 A	California	3 13	139 A	Butler	9 6	
						96 A	Wofford	2 16	139 A	Butler	4 8	
									167 A	Miami (OH)	2 1	
									167 A	Miami (OH)	5 2	
									167 A	Miami (OH)	5 6	
									167 H	Miami (OH)	13 3	
									170 A	Eastern Ky.	22 14	
									170 H	Eastern Ky.	8 12	
									171 A	Georgetown	1 2	
									171 A	Georgetown	6 2	
									171 A	Georgetown	4 5	
									233 A	USC Upstate	7 1	
									269 A	Northern Ky.	7 5	
									276 N	Presbyterian	6 5	
									289 N	Southern U.	6 1	
			LAST 10 GAMES									
			104 H	Cincinnati	1 6	35 H	St. John's (NY)	7 34				
			139 A	Butler	4 6	35 H	St. John's (NY)	7 3				
			139 A	Butler	4 8	170 H	Eastern Ky.	8 12				
			139 A	Butler	9 6	269 A	Northern Ky.	7 5				
			35 H	St. John's (NY)	4 9	55 H	Creighton	12 8				

Non-Div. I Games:

Xavier

Average RPI Win: 177		WON-LOST RECORD		WINNING PCT. RANK		LAST 10 GAMES		STRENGTH OF SCHEDULE		OPP. STRENGTH OF SCHEDULE		TEAM RPI		ADJ RPI		CONF. RPI		ADJ CONF. RPI	
DIV. I ONLY		25-20-0		.55556 109		5-5-0		156		166		119		.51211 119		24		24	
DIV. I NON-CONF.		12-12-0		.5 140		3-1-0		116		105		115		.51279 114		21		21	
TOTALS		RPI 1-25		RPI 26-50		W-L RECORDS		RPI 51-100		RPI 101-150		RPI 150+							
25-20-0		2-1-0		1-1-0		OVERALL		2-2-0		3-5-0		17-11-0							
11-9-0		0-0-0		0-0-0		HOME		2-0-0		1-3-0		8-6-0							
13-10-0		2-1-0		0-0-0		AWAY		0-2-0		2-2-0		9-5-0							
1-1-0		0-0-0		1-1-0		NEUTRAL		0-0-0		0-0-0		0-0-0							
12-12-0		2-1-0		1-1-0		NON-CONFERENCE		2-2-0		1-1-0		6-7-0							
6-5-0		0-0-0		0-0-0		HOME		2-0-0		0-1-0		4-4-0							
5-6-0		2-1-0		0-0-		AWAY		0-2-0		1-0-0		2-3-0							
1-1-0		0-0-0		1-1-0		NEUTRAL		0-0-0		0-0-0		0-0-0							
13-8-0		0-0-0		0-0-0		CONFERENCE		0-0-0		2-4-0		11-4-0							
5-4-0		0-0-0		0-0-0		HOME		0-0-0		1-2-0		4-2-0							
8-4-0		0-0-0		0-0-0		AWAY		0-0-0		1-2-0		7-2-0							
0-0-0		0-0-0		0-0-0		NEUTRAL		0-0-0		0-0-0		0-0-0							
RPI	S	Opponent		Score		RPI	S	Opponent		Score		RPI	S	Opponent		Score			
3	A	North Carolina		0	10	30	N	Ohio St.		8	4	121	A	Elon		6	5		
25	A	Coastal Caro.		3	2	30	N	Ohio St.		6	8	121	H	Elon		9	13		
25	A	Coastal Caro.		8	5							71	H	Wake Forest		8	4		
												88	A	Charlotte		2	5		
												124	H	Liberty		3	8		
												124	H	Liberty		9	1		
												124	H	Liberty		8	18		
												128	A	Campbell		7	3		
												128	A	Campbell		2	5		
												128	A	Campbell		2	4		
												152	A	Gardner-Webb		2	4		
												152	A	Gardner-Webb		13	8		
												152	A	Gardner-Webb		6	5		
												162	H	James Madison		3	4		
												162	H	James Madison		1	3		
												162	H	James Madison		1	5		
												196	H	Winthrop		2	11		
												196	H	Winthrop		12	0		
												196	H	Winthrop		6	1		
												218	A	William & Mary		2	13		
												218	A	William & Mary		17	3		
												218	A	William & Mary		3	4		
												228	H	Dayton		12	2		
												228	H	Dayton		8	7		
												228	H	Dayton		4	3		
												229	A	N. C. Central		7	8		
												234	H	Radford		15	6		
												234	H	Radford		7	3		
												234	H	Radford		6	18		
												244	A	N. C. A&T		10	3		
												244	H	N. C. A&T		3	1		
												257	A	Longwood		4	5		
												257	A	Longwood		8	2		
												257	A	Longwood		10	2		
												262	A	Charleston So.		4	3		
												262	A	Charleston So.		9	2		
LAST 10 GAMES						121	A	Elon		6	5	244	A	N. C. A&T		10	3		
						128	A	Campbell		2	5	124	H	Liberty		3	8		
						128	A	Campbell		7	3	124	H	Liberty		9	1		
						128	A	Campbell		2	4	124	H	Liberty		8	18		
						71	H	Wake Forest		8	4	88	A	Charlotte		2	5		
						244	H	N. C. A&T		3	1								

Non-Div. I Games:

High Point

RPI	S	Opponent	Score	
262	A	Charleston So.	7	2
264	H	Ohio	7	11

High Point

H
i
g
h
P
o
i
n
t

H
i
g
h
P
o
i
n
t

Average RPI Win:	151	WON-LOST	WINNING	LAST 10		STRENGTH OF	OPP. STRENGTH	TEAM	ADJ	CONF.	ADJ CONF.	
Average RPI Loss:	158	RECORD	PCT. RANK	GAMES		SCHEDULE	OF SCHEDULE	RPI	RPI	RPI	RPI	
DIV. I ONLY		29-18-0	.61702	70	9-1-0	258	77	120	.51184	120	14	14
DIV. I NON-CONF.		16-10-0	.61538	78	5-1-0	284	23	143	.50458	143	13	13
<hr/>												
TOTALS	RPI 1-25		RPI 26-50	W-L RECORDS		RPI 51-100			RPI 101-150		RPI 150+	
29-18-0	0-0-0		0-0-0	OVERALL		4-1-0			10-8-0		15-9-0	
14-5-0	0-0-0		0-0-0	HOME		3-1-0			4-3-0		7-1-0	
15-13-0	0-0-0		0-0-0	AWAY		1-0-0			6-5-0		8-8-0	
0-0-0	0-0-0		0-0-0	NEUTRAL		0-0-0			0-0-0		0-0-0	
16-10-0	0-0-0		0-0-0	NON-CONFERENCE		2-0-0			7-5-0		7-5-0	
8-2-0	0-0-0		0-0-0	HOME		1-0-0			3-1-0		4-1-0	
8-8-0	0-0-0		0-0-	AWAY		1-0-0			4-4-0		3-4-0	
0-0-0	0-0-0		0-0-0	NEUTRAL		0-0-0			0-0-0		0-0-0	
13-8-0	0-0-0		0-0-0	CONFERENCE		2-1-0			3-3-0		8-4-0	
6-3-0	0-0-0		0-0-0	HOME		2-1-0			1-2-0		3-0-0	
7-5-0	0-0-0		0-0-0	AWAY		0-0-0			2-1-0		5-4-0	
0-0-0	0-0-0		0-0-0	NEUTRAL		0-0-0			0-0-0		0-0-0	
RPI	S	Opponent	Score	RPI	S	Opponent	Score	RPI	S	Opponent	Score	
						59 A Nevada	11 5			113 A Long Beach St.	1 4	
						59 H Nevada	5 3			113 A Long Beach St.	6 2	
						79 H Gonzaga	0 3			113 A Long Beach St.	4 1	
						79 H Gonzaga	3 2			117 A Arizona St.	6 1	
						79 H Gonzaga	2 1			117 A Arizona St.	1 2	
										117 A Arizona St.	6 5	
										118 H Xavier	1 0	
										118 H Xavier	7 5	
										118 H Xavier	9 1	
										127 A San Diego	8 9	
										127 A San Diego	6 5	
										127 A San Diego	16 2	
										133 A Fresno St.	5 8	
										135 H San Francisco	0 1	
										135 H San Francisco	5 4	
										135 H San Francisco	3 5	
										137 A Sacramento St.	4 10	
										137 H Sacramento St.	2 4	
										155 A Washington St.	1 2	
										155 A Washi ngton St.	3 1	
										155 A Washington St.	6 7	
										155 A Washi ngton St.	4 3	
										156 A San Jose St.	5 2	
										177 A Santa Clara	4 5	
										177 A Santa Clara	6 5	
										177 A Santa Clara	7 0	
										183 A Paci fic	4 3	
										183 A Paci fic	1 5	
										183 A Paci fic	10 3	
						193 H BYU	7 1			193 H BYU	10 3	
						193 H BYU	10 3			193 H BYU	7 1	
						193 H BYU	2 1			193 H BYU	2 1	
						207 H UC Davi s	7 2			193 H BYU	2 1	
						243 H Utah Valley	4 2			198 A Portl and	2 4	
										198 A Portl and	6 2	

Non-Div. I Games:

Saint Mary's (CA)

RPI	S	Opponent	Score	
198	A	Portland	4	7
207	A	UC Davis	6	10
207	H	UC Davis	7	2
222	A	CSU Bakersfield	2	3
243	H	Utah Valley	4	2
243	H	Utah Valley	3	6
243	H	Utah Valley	3	1
243	H	Utah Valley	7	2

Saint Mary's (CA)

S
a
i
n
t
M
a
r
y
'
s
(
C
A
)

S
a
i
n
t
M
a
r
y
'
s
(
C
A
)

Average RPI Win: 159		WON-LOST	WINNING	LAST 10	STRENGTH OF		OPP. STRENGTH	TEAM	ADJ	CONF.	ADJ CONF.
Average RPI Loss: 118		RECORD	PCT. RANK	GAMES	SCHEDULE		OF SCHEDULE	RPI	RPI	RPI	RPI
DIV. I ONLY		28-21-0	.57143	99	5-5-0		137	115	121	.51182	121
DIV. I NON-CONF.		18-13-0	.58065	101	2-2-0		260	97	214	.47469	213
TOTALS		RPI 1-25	RPI 26-50		W-L RECORDS		RPI 51-100		RPI 101-150		RPI 150+
28-21-0		0-2-0	0-3-0		OVERALL		5-4-0		8-4-0		15-8-0
19-12-0		0-1-0	0-0-0		HOME		2-3-0		5-3-0		12-5-0
9-9-0		0-1-0	0-3-0		AWAY		3-1-0		3-1-0		3-3-0
0-0-0		0-0-0	0-0-0		NEUTRAL		0-0-0		0-0-0		0-0-0
18-13-0		0-2-0	0-0-0		NON-CONFERENCE		3-3-0		3-3-0		12-5-0
14-11-0		0-1-0	0-0-0		HOME		0-2-0		2-3-0		12-5-0
4-2-0		0-1-0	0-0-		AWAY		3-1-0		1-0-0		0-0-0
0-0-0		0-0-0	0-0-0		NEUTRAL		0-0-0		0-0-0		0-0-0
10-8-0		0-0-0	0-3-0		CONFERENCE		2-1-0		5-1-0		3-3-0
5-1-0		0-0-0	0-0-0		HOME		2-1-0		3-0-0		0-0-0
5-7-0		0-0-0	0-3-0		AWAY		0-0-0		2-1-0		3-3-0
0-0-0		0-0-0	0-0-0		NEUTRAL		0-0-0		0-0-0		0-0-0
RPI S	Opponent	Score	RPI S	Opponent	Score	RPI S	Opponent	Score	RPI S	Opponent	Score
16 A	East Carolina	1 2	26 A	Northeastern	5 6	54 H	UNCG	5 7	102 A	UNCW	4 0
16 H	East Carolina	0 3	26 A	Northeastern	3 9	71 A	Wake Forest	10 9	102 A	UNCW	6 2
			26 A	Northeastern	1 7	71 H	Wake Forest	5 8	102 A	UNCW	5 6
						72 A	Ga. Southern	4 5	114 H	Maryland	3 11
						72 A	Ga. Southern	4 2	119 A	High Point	13 9
						72 A	Ga. Southern	3 2	119 H	High Point	5 6
						75 H	Col. of Charleston	9 3	124 H	Liberty	4 3
						75 H	Col. of Charleston	7 5	128 H	Campbell	11 1
						75 H	Col. of Charleston	3 5	131 H	Hofstra	2 1
									131 H	Hofstra	5 3
									131 H	Hofstra	6 3
									147 H	Kansas St.	7 8
									162 A	James Madison	6 4
									162 A	James Madison	8 2
									162 A	James Madison	3 4
									174 A	Delaware	5 6
									174 A	Delaware	1 3
									174 A	Delaware	6 2
									176 H	Appalachian St.	5 0
									176 H	Appalachian St.	5 2
									176 H	Appalachian St.	10 0
									190 H	Hartford	4 1
									190 H	Hartford	2 1
									190 H	Hartford	7 1
									199 H	Marshall	3 2
									199 H	Marshall	6 8
									199 H	Marshall	7 11
									234 H	Radford	2 1
									237 H	Penn St.	2 3
									237 H	Penn St.	1 2
									237 H	Penn St.	6 8
									244 H	N. C. A&T	5 4
									286 H	Rider	13 2
									286 H	Rider	13 4
LAST 10 GAMES			LAST 10 GAMES			LAST 10 GAMES			LAST 10 GAMES		
174 A	Delaware	5 6	102 A	UNCW	6 2	102 A	UNCW	5 6	237 H	Penn St.	2 3
174 A	Delaware	1 3	102 A	UNCW	5 6	119 H	High Point	5 6	237 H	Penn St.	1 2
174 A	Delaware	6 2	190 H	Hartford	2 1	190 H	Hartford	2 1	237 H	Penn St.	6 8
71 H	Wake Forest	5 8	190 H	Hartford	4 1	190 H	Hartford	4 1	244 H	N. C. A&T	5 4
102 A	UNCW	4 0							286 H	Rider	13 2
									286 H	Rider	13 4

Non-Div. I Games:

El on

RPI	S	Opponent	Score	
286	H	Ri der	21	1

EI on

E
l
o
n

E
l
o
n

Average RPI Win: 189		WON-LOST	WINNING	LAST 10	STRENGTH OF		OPP. STRENGTH	TEAM	ADJ	CONF.	ADJ CONF.
Average RPI Loss: 110		RECORD	PCT. RANK	GAMES	SCHEDULE		OF SCHEDULE	RPI	RPI	RPI	RPI
DIV. I ONLY		29-18-0	.61702	70	6-4-0		173	157	122	.51127	122
DIV. I NON-CONF.		13-10-0	.56522	106	1-1-0		236	139	215	.47229	215
TOTALS		RPI 1-25	RPI 26-50		W-L RECORDS		RPI 51-100		RPI 101-150		RPI 150+
29-18-0		0-1-0	1-3-0		OVERALL		3-4-0		4-6-0		21-4-0
20-11-0		0-1-0	1-2-0		HOME		2-2-0		3-3-0		14-3-0
9-7-0		0-0-0	0-1-0		AWAY		1-2-0		1-3-0		7-1-0
0-0-0		0-0-0	0-0-0		NEUTRAL		0-0-0		0-0-0		0-0-0
13-10-0		0-1-0	1-3-0		NON-CONFERENCE		2-2-0		0-1-0		10-3-0
12-7-0		0-1-0	1-2-0		HOME		2-2-0		0-0-0		9-2-0
1-3-0		0-0-0	0-0-		AWAY		0-0-0		0-1-0		1-1-0
0-0-0		0-0-0	0-0-0		NEUTRAL		0-0-0		0-0-0		0-0-0
16-8-0		0-0-0	0-0-0		CONFERENCE		1-2-0		4-5-0		11-1-0
8-4-0		0-0-0	0-0-0		HOME		0-0-0		3-3-0		5-1-0
8-4-0		0-0-0	0-0-0		AWAY		1-2-0		1-2-0		6-0-0
0-0-0		0-0-0	0-0-0		NEUTRAL		0-0-0		0-0-0		0-0-0
RPI S	Opponent	Score	RPI S	Opponent	Score	RPI S	Opponent	Score	RPI S	Opponent	Score
20 H	Okla homa St.	1 3	27 A	Wichi ta St.	2 8	55 H	Creighton	7 6	129 H	Northwestern St.	3 0
			27 H	Wichi ta St.	6 9	55 H	Creighton	6 2	129 H	Northwestern St.	4 6
			47 H	Missouri St.	2 5	55 H	Creighton	5 12	129 H	Northwestern St.	12 1
			47 H	Missouri St.	1 0	58 A	Sam Houston St.	3 7	132 A	Oral Roberts	3 4
						58 A	Sam Houston St.	3 5	136 H	Houston Baptist	5 0
						58 A	Sam Houston St.	13 2	136 H	Houston Baptist	3 5
						67 H	Little Rock	5 6	136 H	Houston Baptist	1 3
									146 A	McNeese	5 6
									146 A	McNeese	6 1
									146 A	McNeese	3 8
									180 A	New Orleans	16 7
									180 A	New Orleans	5 3
									180 A	New Orleans	4 2
									182 A	Arkansas St.	5 12
									182 H	Arkansas St.	14 3
									187 H	A&M-Corpus Christi	9 4
									187 H	A&M-Corpus Christi	7 3
									187 H	A&M-Corpus Christi	3 16
									194 H	Incarnate Word	8 3
									194 H	Incarnate Word	4 3
									194 H	Incarnate Word	6 5
									208 H	Southeast Mo. St.	5 4
									208 H	Southeast Mo. St.	7 3
									212 H	Northern Ill.	4 9
									212 H	Northern Ill.	3 2
									212 H	Northern Ill.	3 6
									261 H	UT Martin	10 4
									261 H	UT Martin	4 3
									261 H	UT Martin	3 0
									267 A	Abilene Christian	16 4
									267 A	Abilene Christian	10 3
									267 A	Abilene Christian	9 8
									271 A	Ark. -Pi ne Bluff	9 1
									288 H	Mi ssi ssi ppi Val .	27 2
			LAST 10 GAMES								
			182 H	Arkansas St.	14 3	187 H	A&M-Corpus Christi	9 4			
			267 A	Abilene Christian	16 4	187 H	A&M-Corpus Christi	3 16			
			267 A	Abilene Christian	9 8	182 A	Arkansas St.	5 12			
			267 A	Abilene Christian	10 3	58 A	Sam Houston St.	3 7			
			187 H	A&M-Corpus Christi	7 3	58 A	Sam Houston St.	3 5			

Non-Div. I Games:

Central Ark.

RPI	S	Opponent	Score
288	H	Mississippi Val.	19 4

Central Ark.

C
e
n
t
r
a
l
A
r
k
.

C
e
n
t
r
a
l
A
r
k
.

Average RPI Win: 123		WON-LOST	WINNING	LAST 10	STRENGTH OF		OPP. STRENGTH	TEAM	ADJ	CONF.	ADJ CONF.
Average RPI Loss: 84		RECORD	PCT. RANK	GAMES	SCHEDULE		OF SCHEDULE	RPI	RPI	RPI	RPI
DIV. I ONLY		22-25-0	.46809	158	4-6-0		69	48	123	.51126	123
DIV. I NON-CONF.		15-9-0	.625	71	3-0-0		37	24	51	.55332	51
TOTALS		RPI 1-25	RPI 26-50		W-L RECORDS		RPI 51-100		RPI 101-150		RPI 150+
22-25-0		4-8-0	2-3-0		OVERALL		4-4-0		4-3-0		8-7-0
15-13-0		3-5-0	0-1-0		HOME		3-4-0		1-3-0		8-0-0
7-12-0		1-3-0	2-2-0		AWAY		1-0-0		3-0-0		0-7-0
0-0-0		0-0-0	0-0-0		NEUTRAL		0-0-0		0-0-0		0-0-0
15-9-0		3-6-0	1-1-0		NON-CONFERENCE		2-1-0		4-0-0		5-1-0
10-7-0		3-5-0	0-1-0		HOME		1-1-0		1-0-0		5-0-0
5-2-0		0-1-0	1-0-		AWAY		1-0-0		3-0-0		0-1-0
0-0-0		0-0-0	0-0-0		NEUTRAL		0-0-0		0-0-0		0-0-0
7-16-0		1-2-0	1-2-0		CONFERENCE		2-3-0		0-3-0		3-6-0
5-6-0		0-0-0	0-0-0		HOME		2-3-0		0-3-0		3-0-0
2-10-0		1-2-0	1-2-0		AWAY		0-0-0		0-0-0		0-6-0
0-0-0		0-0-0	0-0-0		NEUTRAL		0-0-0		0-0-0		0-0-0
RPI	S	Opponent	Score	RPI	S	Opponent	Score	RPI	S	Opponent	Score
4	H	Georgia	2 12	44	A	Troy	5 2	53	H	Louisiana	6 5
6	A	Auburn	2 3	44	A	Troy	3 8	53	H	Louisiana	4 6
11	H	Ole Miss	2 16	44	A	Troy	4 14	53	H	Louisiana	7 9
11	H	Ole Miss	3 5	48	A	Georgia Tech	5 2	56	H	South Alabama	7 2
14	H	Minnesota	9 6	48	H	Georgia Tech	6 12	56	H	South Alabama	4 12
18	H	UConn	1 10					68	H	Bradley	3 1
21	H	Jacksonville	3 5					85	A	Kennesaw St.	7 4
21	H	Jacksonville	6 2					85	H	Kennesaw St.	9 15
21	H	Jacksonville	7 0								
25	A	Coastal Caro.	3 2								
25	A	Coastal Caro.	3 7								
25	A	Coastal Caro.	1 3								
				LAST 10 GAMES							
				85	A	Kennesaw St.	7 4	53	H	Louisiana	7 9
				188	A	La.-Monroe	4 9	53	H	Louisiana	4 6
				188	A	La.-Monroe	2 11	53	H	Louisiana	6 5
				188	A	La.-Monroe	6 9	291	H	Savannah St.	9 5
				291	H	Savannah St.	10 2	25	A	Coastal Caro.	1 3

Non-Div. I Games: Morehouse 7 4

Georgia St.

Average RPI Win: 191		WON-LOST	WINNING	LAST 10	STRENGTH OF		OPP. STRENGTH	TEAM	ADJ	CONF.	ADJ CONF.
Average RPI Loss: 122		RECORD	PCT. RANK	GAMES	SCHEDULE		OF SCHEDULE	RPI	RPI	RPI	RPI
DIV. I ONLY		26-21-0	.55319	112	3-7-0		161	165	124	.51049	124
DIV. I NON-CONF.		12-14-0	.46154	165	0-6-0		45	146	114	.51298	113
TOTALS		RPI 1-25	RPI 26-50		W-L RECORDS		RPI 51-100		RPI 101-150		RPI 150+
26-21-0		0-4-0	0-3-0		OVERALL		1-2-0		9-4-0		16-8-0
17-6-0		0-0-0	0-0-0		HOME		1-0-0		3-1-0		13-5-0
9-15-0		0-4-0	0-3-0		AWAY		0-2-0		6-3-0		3-3-0
0-0-0		0-0-0	0-0-0		NEUTRAL		0-0-0		0-0-0		0-0-0
12-14-0		0-4-0	0-3-0		NON-CONFERENCE		1-2-0		5-2-0		6-3-0
10-4-0		0-0-0	0-0-0		HOME		1-0-0		3-1-0		6-3-0
2-10-0		0-4-0	0-0-		AWAY		0-2-0		2-1-0		0-0-0
0-0-0		0-0-0	0-0-0		NEUTRAL		0-0-0		0-0-0		0-0-0
14-7-0		0-0-0	0-0-0		CONFERENCE		0-0-0		4-2-0		10-5-0
7-2-0		0-0-0	0-0-0		HOME		0-0-0		0-0-0		7-2-0
7-5-0		0-0-0	0-0-0		AWAY		0-0-0		4-2-0		3-3-0
0-0-0		0-0-0	0-0-0		NEUTRAL		0-0-0		0-0-0		0-0-0
RPI S	Opponent	Score	RPI S	Opponent	Score	RPI S	Opponent	Score	RPI S	Opponent	Score
3 A	North Carolina	2 17	35 A	St. John's (NY)	2 12	71 A	Wake Forest	7 8	110 A	Virginia Tech	4 3
3 A	North Carolina	5 6	35 A	St. John's (NY)	0 1	71 H	Wake Forest	8 4	110 H	Virginia Tech	5 11
3 A	North Carolina	8 13	35 A	St. John's (NY)	6 7	76 A	Virginia	3 14	119 A	High Point	18 8
19 A	Duke	2 5							119 A	High Point	8 3
									119 A	High Point	1 9
									121 A	Elon	3 4
									128 A	Campbell	9 1
									128 A	Campbell	4 5
									128 A	Campbell	8 3
									142 A	Richmond	6 5
									144 H	VCU	5 4
									144 H	VCU	14 10
									144 H	VCU	4 2
									152 A	Gardner-Webb	14 8
									152 A	Gardner-Webb	3 6
									152 A	Gardner-Webb	11 10
									162 H	James Madison	4 1
									189 H	Canisius	2 9
									189 H	Canisius	5 4
									189 H	Canisius	4 7
									213 H	Binghamton	10 6
									213 H	Binghamton	2 4
									213 H	Binghamton	3 2
									254 H	UNC Asheville	4 7
									254 H	UNC Asheville	8 1
									254 H	UNC Asheville	19 8
									257 H	Longwood	9 6
									257 H	Longwood	6 8
									257 H	Longwood	5 4
									262 H	Charleston So.	4 0
									262 H	Charleston So.	9 1
									262 H	Charleston So.	8 4
									276 A	Presbyterian	7 8
									276 A	Presbyterian	11 6
LAST 10 GAMES			LAST 10 GAMES			LAST 10 GAMES			LAST 10 GAMES		
19 A	Duke	2 5	257 H	Longwood	5 4	257 H	Longwood	6 8	257 H	Longwood	5 4
35 A	St. John's (NY)	0 1	257 H	Longwood	9 6	257 H	Longwood	9 6	262 H	Charleston So.	4 0
35 A	St. John's (NY)	6 7	71 A	Wake Forest	7 8	71 A	Wake Forest	7 8	262 H	Charleston So.	9 1
35 A	St. John's (NY)	2 12	119 A	High Point	8 3	119 A	High Point	8 3	262 H	Charleston So.	8 4
110 H	Virginia Tech	5 11							276 A	Presbyterian	7 8
									276 A	Presbyterian	11 6

Non-Div. I Games:

Liberty

RPI	S	Opponent	Score	
276	A	Presbyteri an	7	13
277	H	Youngstown St.	16	0
277	H	Youngstown St.	12	2

Li berty

L
i
b
e
r
t
y

L
i
b
e
r
t
y

[illegible]

Non-Div. I Games:

George Washington

George Washi ngton

Average RPI Win:		195	WON-LOST		WINNING		LAST 10		STRENGTH OF		OPP. STRENGTH		TEAM	ADJ		CONF.	ADJ CONF.							
Average RPI Loss:		142	RECORD		PCT. RANK		GAMES		SCHEDULE		OF SCHEDULE		RPI	RPI		RPI	RPI							
DIV. I ONLY			30-17-0		.6383		58		5-5-0		223		181		126		.50918		126		20		20	
DIV. I NON-CONF.			15-14-0		.51724		136		1-3-0		235		126		213		.47484		212		22		22	
TOTALS		RPI 1-25		RPI 26-50		W-L RECORDS		RPI 51-100		RPI 101-150		RPI 150+												
30-17-0		0-3-0		1-0-0		OVERALL		6-4-0		2-1-0		21-9-0												
18-6-0		0-3-0		0-0-0		HOME		5-2-0		2-1-0		11-0-0												
11-5-0		0-0-0		1-0-0		AWAY		0-0-0		0-0-0		10-5-0												
1-6-0		0-0-0		0-0-0		NEUTRAL		1-2-0		0-0-0		0-4-0												
15-14-0		0-3-0		1-0-0		NON-CONFERENCE		5-2-0		0-0-0		9-9-0												
12-3-0		0-3-0		0-0-0		HOME		4-0-0		0-0-0		8-0-0												
2-5-0		0-0-0		1-0-		AWAY		0-0-0		0-0-0		1-5-0												
1-6-0		0-0-0		0-0-0		NEUTRAL		1-2-0		0-0-0		0-4-0												
15-3-0		0-0-0		0-0-0		CONFERENCE		1-2-0		2-1-0		12-0-0												
6-3-0		0-0-0		0-0-0		HOME		1-2-0		2-1-0		3-0-0												
9-0-0		0-0-0		0-0-0		AWAY		0-0-0		0-0-0		9-0-0												
0-0-0		0-0-0		0-0-0		NEUTRAL		0-0-0		0-0-0		0-0-0												
RPI	S	Opponent		Score		RPI	S	Opponent		Score		RPI	S	Opponent		Score								
21	H	Jacksonville		2	3	49	A	Iowa		7	6	62	H	Purdue		15	1							
21	H	Jacksonville		1	3							62	H	Purdue		7	3							
21	H	Jacksonville		4	7							62	H	Purdue		11	9							
												62	N	Purdue		2	5							
												68	H	Bradley		3	2							
												73	H	Davidson		3	4							
												73	H	Davidson		11	3							
												73	H	Davidson		5	9							
												92	N	Notre Dame		3	7							
												97	N	Pittsburgh		6	5							
														204 A SIUE		6	7							
														204 H SIUE		5	2							
														208 A Southeast Mo. St.		8	10							
														208 A Southeast Mo. St.		2	4							
														208 H Southeast Mo. St.		5	2							
														221 A Saint Joseph's		10	0							
														221 A Saint Joseph's		4	1							
														221 A Saint Joseph's		7	3							
														228 A Dayton		8	4							
														228 A Dayton		9	8							
														228 A Dayton		17	4							
														242 A Eastern Ill.		11	14							
														246 N Old Domini on		3	8							
														247 H Oakl and		6	4							
														247 H Oakl and		8	0							
														247 H Oakl and		9	3							
														258 H Chi cago St.		4	0							
														258 H Chi cago St.		8	4							
														258 H Chi cago St.		7	2							
														259 H Massachusetts		6	2							
														259 H Massachusetts		6	1							
														259 H Massachusetts		11	7							
														281 A La Salle		11	1							
														281 A La Salle		5	0							
														281 A La Salle		15	1							
LAST 10 GAMES						281 A La Salle						15	1	259 H Massachusetts										
73 H Davi dson						11	3	281 A La Salle						5	0	259 H Massachusetts								
73 H Davi dson						5	9	242 A Eastern Ill.						11	14	281 A La Salle								
73 H Davi dson						3	4	21 H Jacksonville						1	3	281 A La Salle								
208 H Southeast Mo. St.						5	2	21 H Jacksonville						4	7	281 A La Salle								
281 A La Salle						11	1																	

Non-Div. I Games:

Saint Louis

Average RPI Win:		117	WON-LOST		WINNING		LAST 10		STRENGTH OF		OPP. STRENGTH		TEAM		ADJ		CONF.		ADJ CONF.				
Average RPI Loss:		100	RECORD		PCT. RANK		GAMES		SCHEDULE		OF SCHEDULE		RPI		RPI		RPI		RPI				
DIV. I ONLY			21-28-0		.42857		204		3-7-0		40		121		127		.50843		127				
DIV. I NON-CONF.			11-14-0		.44		184		0-3-0		3		31		70		.53808		70				
TOTALS		RPI 1-25		RPI 26-50		W-L RECORDS		RPI 51-100		RPI 101-150		RPI 150+											
21-28-0		1-2-0		5-5-0		OVERALL		3-7-0		3-8-0		9-6-0											
13-15-0		1-0-0		4-4-0		HOME		2-4-0		2-3-0		4-4-0											
8-13-0		0-2-0		1-1-0		AWAY		1-3-0		1-5-0		5-2-0											
0-0-0		0-0-0		0-0-0		NEUTRAL		0-0-0		0-0-0		0-0-0											
11-14-0		1-2-0		5-5-0		NON-CONFERENCE		2-5-0		1-1-0		2-1-0											
8-8-0		1-0-0		4-4-0		HOME		1-2-0		1-1-0		1-1-0											
3-6-0		0-2-0		1-0-		AWAY		1-3-0		0-0-0		1-0-0											
0-0-0		0-0-0		0-0-0		NEUTRAL		0-0-0		0-0-0		0-0-0											
10-14-0		0-0-0		0-0-0		CONFERENCE		1-2-0		2-7-0		7-5-0											
5-7-0		0-0-0		0-0-0		HOME		1-2-0		1-2-0		3-3-0											
5-7-0		0-0-0		0-0-0		AWAY		0-0-0		1-5-0		4-2-0											
0-0-0		0-0-0		0-0-0		NEUTRAL		0-0-0		0-0-0		0-0-0											
RPI	S	Opponent		Score		RPI	S	Opponent		Score		RPI	S	Opponent		Score		RPI	S	Opponent		Score	
2	A	Stanford		0	3	28	H	Indiana		5	6	61	A	Houston		7	4	103	A	Pepperdi ne		1	14
5	H	Arkansas		7	6	28	H	Indiana		4	8	61	A	Houston		2	5	103	A	Pepperdi ne		0	4
9	A	Texas Tech		6	11	28	H	Indiana		6	5	61	A	Houston		3	4	103	A	Pepperdi ne		4	7
						28	H	Indiana		4	10	79	H	Gonzaga		3	5	104	H	Cincinnati		4	7
						36	H	Arizona		5	3	79	H	Gonzaga		5	4	104	H	Cincinnati		4	3
						40	A	Cal St. Fullerton		3	9	79	H	Gonzaga		3	13	120	H	Saint Mary's (CA)		5	6
						40	H	Cal St. Fullerton		10	4	87	A	UC Irvine		7	10	120	H	Saint Mary's (CA)		9	8
						45	H	Michigan		5	1	87	H	UC Irvine		1	2	120	H	Saint Mary's (CA)		2	16
						50	A	San Diego St.		3	2	90	H	California		11	8	135	A	San Francisco		4	8
						50	H	San Diego St.		3	9	90	H	California		1	6	135	A	San Francisco		2	4
																		135	A	San Francisco		5	0
																		158	H	Grand Canyon		8	4
																		166	H	Loyol a Marymount		3	4
																		166	H	Loyol a Marymount		18	6
																		166	H	Loyol a Marymount		11	4
																		177	H	Santa Clara		8	2
																		177	H	Santa Clara		2	13
																		177	H	Santa Clara		7	16
																		183	A	Paci fic		7	4
																		183	A	Paci fic		9	0
																		183	A	Paci fic		7	9
																		193	A	BYU		9	5
																		193	A	BYU		11	6
																		193	A	BYU		1	9
																		87	A	UC Irvine		7	10
																		103	A	Pepperdi ne		4	7
						LAST 10 GAMES																	
						240	H	UC Ri versi de		5	6	193	A	BYU		9	5						
						79	H	Gonzaga		5	4	193	A	BYU		11	6						
						79	H	Gonzaga		3	5	193	A	BYU		1	9						
						79	H	Gonzaga		3	13	87	A	UC Irvine		7	10						
						9	A	Texas Tech		6	11	103	A	Pepperdi ne		4	7						

Non-Div. I Games:

San Diego

Campbell

Campbel I

RPI	S	Opponent	Score	
286	H	Ri der	9	0
286	H	Ri der	4	13

Campbel I

C
a
m
p
b
e
l
l

C
a
m
p
b
e
l
l

Average RPI Win: 181		WON-LOST	WINNING	LAST 10	STRENGTH OF		OPP. STRENGTH	TEAM	ADJ	CONF.	ADJ CONF.
Average RPI Loss: 148		RECORD	PCT. RANK	GAMES	SCHEDULE		OF SCHEDULE	RPI	RPI	RPI	RPI
DIV. I ONLY		28-20-0	.58333	90	7-3-0		189	191	129	.50767	129
DIV. I NON-CONF.		13-8-0	.61905	77	3-0-0		204	233	108	.51499	107
TOTALS		RPI 1-25	RPI 26-50		W-L RECORDS		RPI 51-100		RPI 101-150		RPI 150+
28-20-0		0-2-0	0-0-0		OVERALL		6-3-0		5-6-0		17-9-0
16-9-0		0-0-0	0-0-0		HOME		3-2-0		2-1-0		11-6-0
12-11-0		0-2-0	0-0-0		AWAY		3-1-0		3-5-0		6-3-0
0-0-0		0-0-0	0-0-0		NEUTRAL		0-0-0		0-0-0		0-0-0
13-8-0		0-2-0	0-0-0		NON-CONFERENCE		4-2-0		1-1-0		8-3-0
9-3-0		0-0-0	0-0-0		HOME		1-1-0		0-0-0		8-2-0
4-5-0		0-2-0	0-0-		AWAY		3-1-0		1-1-0		0-1-0
0-0-0		0-0-0	0-0-0		NEUTRAL		0-0-0		0-0-0		0-0-0
15-12-0		0-0-0	0-0-0		CONFERENCE		2-1-0		4-5-0		9-6-0
7-6-0		0-0-0	0-0-0		HOME		2-1-0		2-1-0		3-4-0
8-6-0		0-0-0	0-0-0		AWAY		0-0-0		2-4-0		6-2-0
0-0-0		0-0-0	0-0-0		NEUTRAL		0-0-0		0-0-0		0-0-0
RPI S	Opponent	Score		RPI S	Opponent	Score		RPI S	Opponent	Score	
13 A	Texas A&M	6	7					111 A	Nebraska	6	7
13 A	Texas A&M	1	6					111 A	Nebraska	6	2
								122 A	Central Ark.	6	4
								122 A	Central Ark.	0	3
								122 A	Central Ark.	1	12
								136 H	Houston Baptist	4	3
								136 H	Houston Baptist	2	3
								136 H	Houston Baptist	7	4
								146 A	McNeese	9	4
								146 A	McNeese	3	4
								146 A	McNeese	1	2
								187 H	A&M-Corpus Christi	3	8
								187 H	A&M-Corpus Christi	1	6
								187 H	A&M-Corpus Christi	7	6
								188 A	La. -Monroe	6	11
								188 H	La. -Monroe	14	3
								194 A	Incarnate Word	9	8
								194 A	Incarnate Word	5	6
								194 A	Incarnate Word	11	9
								200 A	Nicholls St.	5	3
								200 A	Nicholls St.	4	5
								200 A	Nicholls St.	3	1
								213 H	Binghamton	9	1
								213 H	Binghamton	3	10
								213 H	Binghamton	3	2
								232 A	Lamar University	7	2
								232 A	Lamar University	15	3
								232 H	Lamar University	2	3
								251 H	SFA	16	2
								251 H	SFA	5	6
								251 H	SFA	3	2
								275 H	Penn	2	1
								275 H	Penn	8	2
								275 H	Penn	5	8

Non-Div. I Games:

Northwestern St.

Northwestern St.

Average RPI Win: 210		WON-LOST	WINNING	LAST 10	STRENGTH OF		OPP. STRENGTH	TEAM	ADJ	CONF.	ADJ CONF.			
Average RPI Loss: 165		RECORD	PCT. RANK	GAMES	SCHEDULE		OF SCHEDULE	RPI	RPI	RPI	RPI			
DIV. I ONLY		36-13-0	.73469	13	8-2-0		272	243	130	.50756	130	18	18	
DIV. I NON-CONF.		18-6-0	.75	28	2-1-0		288	286	195	.48124	194	20	20	
TOTALS		RPI 1-25	RPI 26-50		W-L RECORDS		RPI 51-100		RPI 101-150		RPI 150+			
36-13-0		0-0-0	0-0-0		OVERALL		6-3-0		0-0-0		30-10-0			
19-6-0		0-0-0	0-0-0		HOME		0-0-0		0-0-0		19-6-0			
13-3-0		0-0-0	0-0-0		AWAY		3-0-0		0-0-0		10-3-0			
4-4-0		0-0-0	0-0-0		NEUTRAL		3-3-0		0-0-0		1-1-0			
18-6-0		0-0-0	0-0-0		NON-CONFERENCE		3-1-0		0-0-0		15-5-0			
12-4-0		0-0-0	0-0-0		HOME		0-0-0		0-0-0		12-4-0			
3-0-0		0-0-0	0-0-		AWAY		1-0-0		0-0-0		2-0-0			
3-2-0		0-0-0	0-0-0		NEUTRAL		2-1-0		0-0-0		1-1-0			
18-7-0		0-0-0	0-0-0		CONFERENCE		3-2-0		0-0-0		15-5-0			
7-2-0		0-0-0	0-0-0		HOME		0-0-0		0-0-0		7-2-0			
10-3-0		0-0-0	0-0-0		AWAY		2-0-0		0-0-0		8-3-0			
1-2-0		0-0-0	0-0-0		NEUTRAL		1-2-0		0-0-0		0-0-0			
RPI	S	Opponent	Score		RPI	S	Opponent	Score		RPI	S	Opponent	Score	
							71 A Wake Forest	5	2	152 N Gardner-Webb			0	12
							89 N Air Force	16	1	161 H NJIT			1	7
							89 N Air Force	6	4	161 H NJIT			1	4
							89 N Air Force	10	11	161 H NJIT			7	1
							93 A Army West Point	8	0	161 H NJIT			4	0
							93 A Army West Point	2	1	171 H Georgetown			2	3
							93 N Army West Point	4	0	171 N Georgetown			2	1
							93 N Army West Point	3	5	173 A Holy Cross			1	0
							93 N Army West Point	2	8	173 A Holy Cross			9	5
										173 A Holy Cross			2	3
										173 H Holy Cross			1	3
										173 H Holy Cross			5	1
										203 A Lehi gh			6	1
										203 A Lehi gh			0	1
										203 H Lehi gh			4	7
										203 H Lehi gh			2	1
										203 H Lehi gh			7	1
										211 H UMBC			7	0
										215 A Bucknel l			12	6
										215 A Bucknel l			2	10
										215 A Bucknel l			3	2
										215 A Bucknel l			5	1
										215 H Bucknel l			6	4
										248 A Lafayette			10	4
										248 A Lafayette			9	7
										248 H Lafayette			6	0
										248 H Lafayette			20	9
										248 H Lafayette			10	9
										257 H Longwood			7	1
										257 H Longwood			2	10
										257 H Longwood			2	1
										273 H Coppi n St.			3	1
										273 H Coppi n St.			11	3
										286 H Ri der			5	3

Non-Div. I Games:

Navy

RPI	S	Opponent	Score	
286	H	Ri der	10	4
286	H	Ri der	4	3
296	A	UMES	13	6
296	H	UMES	16	1
297	A	Del aware St.	23	5
297	H	Del aware St.	7	4

N
a
v
y

N
a
v
y

Navy

Hofstra

Average RPI Win:	192	WON-LOST RECORD	WINNING PCT. RANK	LAST 10 GAMES	STRENGTH OF SCHEDULE	OPP. STRENGTH OF SCHEDULE	TEAM RPI	ADJ RPI	CONF. RPI	ADJ CONF. RPI	
Average RPI Loss:	155										
DIV. I ONLY	22-19-0	.53659	126	6-4-0	164	235	131	.50684	131	13	13
DIV. I NON-CONF.	11-9-0	.55	114	1-2-0	257	290	185	.4845	184	15	15
<hr/>											
TOTALS	RPI 1-25	RPI 26-50		W-L RECORDS		RPI 51-100		RPI 101-150		RPI 150+	
22-19-0	0-0-0	1-3-0		OVERALL		3-0-0		1-6-0		17-10-0	
7-8-0	0-0-0	1-3-0		HOME		3-0-0		0-0-0		3-5-0	
14-11-0	0-0-0	0-0-0		AWAY		0-0-0		1-6-0		13-5-0	
1-0-0	0-0-0	0-0-0		NEUTRAL		0-0-0		0-0-0		1-0-0	
11-9-0	0-0-0	0-1-0		NON-CONFERENCE		0-0-0		0-1-0		11-7-0	
1-5-0	0-0-0	0-1-0		HOME		0-0-0		0-0-0		1-4-0	
9-4-0	0-0-0	0-0-		AWAY		0-0-0		0-1-0		9-3-0	
1-0-0	0-0-0	0-0-0		NEUTRAL		0-0-0		0-0-0		1-0-0	
11-10-0	0-0-0	1-2-0		CONFERENCE		3-0-0		1-5-0		6-3-0	
6-3-0	0-0-0	1-2-0		HOME		3-0-0		0-0-0		2-1-0	
5-7-0	0-0-0	0-0-0		AWAY		0-0-0		1-5-0		4-2-0	
0-0-0	0-0-0	0-0-0		NEUTRAL		0-0-0		0-0-0		0-0-0	
RPI	S	Opponent	Score	RPI	S	Opponent	Score	RPI	S	Opponent	Score
				26	H	Northeastern	1 5				
				26	H	Northeastern	0 3				
				26	H	Northeastern	6 4				
				35	H	St. John's (NY)	4 12				

Non-Div. I Games:

Hofstra

Average RPI Win:	150	WON-LOST RECORD	WINNING PCT. RANK	LAST 10 GAMES	STRENGTH OF SCHEDULE	OPP. STRENGTH OF SCHEDULE	TEAM RPI	ADJ RPI	CONF. RPI	ADJ CONF. RPI		
DIV. I ONLY		27-21-0	.5625	107	4-6-0	164	83	133	.50602	133	9	9
DIV. I NON-CONF.		16-5-0	.7619	24	2-1-0	202	157	73	.53636	73	9	9
<hr/>												
TOTALS	RPI 1-25	RPI 26-50		W-L RECORDS		RPI 51-100		RPI 101-150		RPI 150+		
27-21-0	0-0-0	1-2-0		OVERALL		3-9-0		10-4-0		13-6-0		
20-10-0	0-0-0	0-0-0		HOME		3-3-0		8-4-0		9-3-0		
7-11-0	0-0-0	1-2-0		AWAY		0-6-0		2-0-0		4-3-0		
0-0-0	0-0-0	0-0-0		NEUTRAL		0-0-0		0-0-0		0-0-0		
16-5-0	0-0-0	0-0-0		NON-CONFERENCE		0-0-0		10-4-0		6-1-0		
14-4-0	0-0-0	0-0-0		HOME		0-0-0		8-4-0		6-0-0		
2-1-0	0-0-0	0-0-		AWAY		0-0-0		2-0-0		0-1-0		
0-0-0	0-0-0	0-0-0		NEUTRAL		0-0-0		0-0-0		0-0-0		
11-16-0	0-0-0	1-2-0		CONFERENCE		3-9-0		0-0-0		7-5-0		
6-6-0	0-0-0	0-0-0		HOME		3-3-0		0-0-0		3-3-0		
5-10-0	0-0-0	1-2-0		AWAY		0-6-0		0-0-0		4-2-0		
0-0-0	0-0-0	0-0-0		NEUTRAL		0-0-0		0-0-0		0-0-0		
RPI	S	Opponent	Score	RPI	S	Opponent	Score	RPI	S	Opponent	Score	
				50	A	San Di ego St.	2 3	59	A	Nevada	2 4	
				50	A	San Di ego St.	0 7	59	A	Nevada	11 12	
				50	A	San Di ego St.	7 4	59	A	Nevada	11 12	
								59	H	Nevada	5 4	
								59	H	Nevada	1 5	
								59	H	Nevada	12 18	
								77	A	UNLV	6 7	
								77	A	UNLV	6 7	
								77	A	UNLV	4 5	
								89	H	Air Force	7 2	
								89	H	Air Force	4 14	
								89	H	Air Force	10 0	
								103	H	Pepperdi ne	0 2	
								113	H	Long Beach St.	2 0	
								113	H	Long Beach St.	15 7	
								113	H	Long Beach St.	10 24	
								120	H	Sai nt Mary' s (CA)	8 5	
								135	A	San Francisco	9 1	
								135	H	San Francisco	3 2	
								136	H	Houston Baptist	4 1	
								136	H	Houston Baptist	7 6	
								136	H	Houston Baptist	0 2	
								136	H	Houston Baptist	3 2	
								148	A	CSUN	6 3	
								148	H	CSUN	2 15	
								148	H	CSUN	8 2	
								156	A	San Jose St.	6 3	
								156	A	San Jose St.	1 4	
								156	A	San Jose St.	1 10	
								156	H	San Jose St.	7 10	
								156	H	San Jose St.	7 15	
								156	H	San Jose St.	11 7	
								169	A	New Mexi co	11 6	
								169	A	New Mexi co	7 6	
								169	A	New Mexi co	15 5	
								169	H	New Mexi co	4 5	
								169	H	New Mexi co	5 4	
								169	H	New Mexi co	5 1	
								195	A	UC Santa Barbara	2 7	
								195	H	UC Santa Barbara	6 1	
								216	H	Mi chi gan St.	9 4	
								216	H	Mi chi gan St.	2 1	
								216	H	Mi chi gan St.	5 4	
								216	H	Mi chi gan St.	5 4	
								216	H	Mi chi gan St.	5 4	
								240	H	UC Ri versi de	11 5	
LAST 10 GAMES												
148	A	CSUN	6 3	89	H	Air Force	10 0	195	A	UC Santa Barbara	2 7	
59	A	Nevada	11 12	89	H	Air Force	4 14	216	H	Mi chi gan St.	9 4	
59	A	Nevada	11 12	89	H	Air Force	7 2	216	H	Mi chi gan St.	2 1	
59	A	Nevada	2 4	148	H	CSUN	8 2	216	H	Mi chi gan St.	5 4	
103	H	Pepperdi ne	0 2	50	A	San Di ego St.	0 7	216	H	Mi chi gan St.	5 4	

Non-Div. I Games:

Fresno St.

Average RPI Win: 181		WON-LOST RECORD	WINNING PCT. RANK	LAST 10 GAMES	STRENGTH OF SCHEDULE	OPP. STRENGTH OF SCHEDULE	TEAM RPI	ADJ RPI	CONF. RPI	ADJ CONF. RPI					
Average RPI Loss: 135															
DIV. I ONLY		25-19-0	.56818 101	6-4-0	216	128	134	.506 134	16	16					
DIV. I NON-CONF.		16-10-0	.61538 78	2-2-0	255	99	107	.51538 106	16	16					
<hr/>															
TOTALS		RPI 1-25		RPI 26-50		W-L RECORDS		RPI 51-100		RPI 101-150		RPI 150+			
25-19-0		0-0-0		0-0-0		OVERALL		5-7-0		2-5-0		18-7-0			
11-8-0		0-0-0		0-0-0		HOME		0-1-0		0-3-0		11-4-0			
13-10-0		0-0-0		0-0-0		AWAY		5-6-0		2-1-0		6-3-0			
1-1-0		0-0-0		0-0-0		NEUTRAL		0-0-0		0-1-0		1-0-0			
16-10-0		0-0-0		0-0-0		NON-CONFERENCE		4-5-0		0-1-0		12-4-0			
8-2-0		0-0-0		0-0-0		HOME		0-1-0		0-0-0		8-1-0			
7-7-0		0-0-0		0-0-		AWAY		4-4-0		0-0-0		3-3-0			
1-1-0		0-0-0		0-0-0		NEUTRAL		0-0-0		0-1-0		1-0-0			
9-9-0		0-0-0		0-0-0		CONFERENCE		1-2-0		2-4-0		6-3-0			
3-6-0		0-0-0		0-0-0		HOME		0-0-0		0-3-0		3-3-0			
6-3-0		0-0-0		0-0-0		AWAY		1-2-0		2-1-0		3-0-0			
0-0-0		0-0-0		0-0-0		NEUTRAL		0-0-0		0-0-0		0-0-0			
RPI	S	Opponent	Score	RPI	S	Opponent	Score	RPI	S	Opponent	Score	RPI	S	Opponent	Score
								54	A	UNCG	4 7	101	H	Mercer	4 8
								54	A	UNCG	3 12	101	H	Mercer	4 10
								54	A	UNCG	8 5	101	H	Mercer	3 5
								63	A	FGCU	1 6	105	A	Samford	7 4
								63	A	FGCU	2 11	105	A	Samford	2 1
								63	A	FGCU	10 8	105	A	Samford	2 6
								64	A	Tennessee	10 9	150	N	Middle Tenn.	8 16
								64	A	Tennessee	9 6	165	H	VMI	7 8
								64	H	Tennessee	2 6	165	H	VMI	6 4
								81	A	Tulane	9 1	165	H	VMI	7 3
								81	A	Tulane	4 9	170	A	Eastern Ky.	4 9
								81	A	Tulane	7 21	170	H	Eastern Ky.	12 7
												184	N	Memphis	8 2
												196	H	Winthrop	8 4
												196	H	Winthrop	10 5
												196	H	Winthrop	7 3
												199	A	Marshall	8 2
												218	A	William & Mary	0 1
												218	A	William & Mary	3 2
												218	A	William & Mary	2 3
												234	A	Radford	9 8
												234	H	Radford	2 0
												253	H	The Citadel	5 6
												253	H	The Citadel	6 13
												253	H	The Citadel	11 5
												254	H	UNC Asheville	12 4
												260	A	Western Caro.	14 12
												260	A	Western Caro.	11 8
												260	A	Western Caro.	11 4
												269	H	Northern Ky.	7 2
												269	H	Northern Ky.	4 5
												269	H	Northern Ky.	6 2
				LAST 10 GAMES											
								199	A	Marshall	8 2	260	A	Western Caro.	14 12
								253	H	The Citadel	11 5	260	A	Western Caro.	11 4
								253	H	The Citadel	6 13	234	H	Radford	2 0
								81	A	Tulane	4 9	81	A	Tulane	7 21
								253	H	The Citadel	5 6	81	A	Tulane	7 21
								260	A	Western Caro.	11 8				

Non-Div. I Games:

ETSU

Average RPI Win: 147		WON-LOST	WINNING	LAST 10	STRENGTH OF		OPP. STRENGTH	TEAM	ADJ	CONF.	ADJ CONF.
Average RPI Loss: 123		RECORD	PCT. RANK	GAMES	SCHEDULE		OF SCHEDULE	RPI	RPI	RPI	RPI
DIV. I ONLY		25-24-0	.5102	144	3-7-0		152	108	135	.50586	135
DIV. I NON-CONF.		11-14-0	.44	184	0-3-0		177	53	168	.49122	168
TOTALS		RPI 1-25	RPI 26-50		W-L RECORDS		RPI 51-100		RPI 101-150		RPI 150+
25-24-0		0-1-0	0-0-0		OVERALL		4-8-0		10-7-0		11-8-0
13-10-0		0-0-0	0-0-0		HOME		2-4-0		6-3-0		5-3-0
12-14-0		0-1-0	0-0-0		AWAY		2-4-0		4-4-0		6-5-0
0-0-0		0-0-0	0-0-0		NEUTRAL		0-0-0		0-0-0		0-0-0
11-14-0		0-1-0	0-0-0		NON-CONFERENCE		2-7-0		5-3-0		4-3-0
5-6-0		0-0-0	0-0-0		HOME		0-3-0		4-2-0		1-1-0
6-8-0		0-1-0	0-0-		AWAY		2-4-0		1-1-0		3-2-0
0-0-0		0-0-0	0-0-0		NEUTRAL		0-0-0		0-0-0		0-0-0
14-10-0		0-0-0	0-0-0		CONFERENCE		2-1-0		5-4-0		7-5-0
8-4-0		0-0-0	0-0-0		HOME		2-1-0		2-1-0		4-2-0
6-6-0		0-0-0	0-0-0		AWAY		0-0-0		3-3-0		3-3-0
0-0-0		0-0-0	0-0-0		NEUTRAL		0-0-0		0-0-0		0-0-0
RPI S	Opponent	Score	RPI S	Opponent	Score	RPI S	Opponent	Score	RPI S	Opponent	Score
2 A	Stanford	2 5				59 A	Nevada	0 6	103 A	Pepperdi ne	3 5
						59 H	Nevada	3 6	103 A	Pepperdi ne	6 4
						79 H	Gonzaga	3 0	103 A	Pepperdi ne	2 10
						79 H	Gonzaga	1 0	118 H	Xavier	6 14
						79 H	Gonzaga	0 6	118 H	Xavier	1 0
						83 A	Oregon	5 1	118 H	Xavier	8 2
						83 H	Oregon	2 5	118 H	Xavier	8 5
						90 A	Cal i forni a	7 8	120 A	Saint Mary' s (CA)	5 3
						90 H	Cal i forni a	4 5	120 A	Saint Mary' s (CA)	4 5
						99 A	UTSA	5 13	120 A	Saint Mary' s (CA)	1 0
						99 A	UTSA	1 11	127 H	San Di ego	4 2
						99 A	UTSA	11 2	127 H	San Di ego	8 4
									127 H	San Di ego	0 5
									133 A	Fresno St.	2 3
									133 H	Fresno St.	1 9
									137 A	Sacramento St.	2 0
									137 H	Sacramento St.	8 2
									156 A	San Jose St.	7 1
									156 H	San Jose St.	10 0
									156 H	San Jose St.	1 6
									166 A	Loyola Marymount	3 6
									166 A	Loyola Marymount	3 4
									166 A	Loyola Marymount	3 6
									177 H	Santa Clara	3 4
									177 H	Santa Clara	12 4
									177 H	Santa Clara	5 12
									183 H	Paci fi c	9 1
									183 H	Paci fi c	9 2
									183 H	Paci fi c	7 6
									198 A	Portl and	6 4
									198 A	Portl and	6 4
									198 A	Portl and	4 0
									207 A	UC Davi s	7 9
									240 A	UC Ri versi de	2 1
LAST 10 GAMES			LAST 10 GAMES			LAST 10 GAMES			LAST 10 GAMES		
59 A	Nevada	0 6	177 H	Santa Clara	12 4	59 A	Nevada	0 6	177 H	Santa Clara	5 12
103 A	Pepperdi ne	2 10	177 H	Santa Clara	3 4	103 A	Pepperdi ne	3 5	177 H	Santa Clara	3 4
103 A	Pepperdi ne	3 5	207 A	UC Davi s	7 9	103 A	Pepperdi ne	6 4	207 A	UC Davi s	7 9
103 A	Pepperdi ne	6 4	79 H	Gonzaga	3 0	2 A	Stanford	2 5			

Non-Div. I Games:

San Francisco

RPI	S	Opponent	Score	
240	A	UC Riverside	4	1
240	A	UC Riverside	2	3

San Francisco

S
a
n
F
r
a
n
c
i
s
c
o

S
a
n
F
r
a
n
c
i
s
c
o

Average RPI Win:	176	WON-LOST RECORD	WINNING PCT. RANK	LAST 10 GAMES	STRENGTH OF SCHEDULE	OPP. STRENGTH OF SCHEDULE	TEAM RPI	ADJ RPI	CONF. RPI	ADJ CONF. RPI	
Average RPI Loss:	128										
DIV. I ONLY	22-26-0	.45833	175	5-5-0	113	171	136	.50548	136	17	17
DIV. I NON-CONF.	7-13-0	.35	228	0-0-0	60	100	135	.50828	135	18	18
<hr/>											
TOTALS	RPI 1-25	RPI 26-50		W-L RECORDS	RPI 51-100		RPI 101-150		RPI 150+		
22-26-0	0-1-0	0-0-0		OVERALL	4-10-0		4-8-0		14-7-0		
10-8-0	0-0-0	0-0-0		HOME	0-1-0		0-1-0		10-6-0		
12-18-0	0-1-0	0-0-0		AWAY	4-9-0		4-7-0		4-1-0		
0-0-0	0-0-0	0-0-0		NEUTRAL	0-0-0		0-0-0		0-0-0		
7-13-0	0-1-0	0-0-0		NON-CONFERENCE	3-8-0		1-3-0		3-1-0		
2-2-0	0-0-0	0-0-0		HOME	0-1-0		0-0-0		2-1-0		
5-11-0	0-1-0	0-0-		AWAY	3-7-0		1-3-0		1-0-0		
0-0-0	0-0-0	0-0-0		NEUTRAL	0-0-0		0-0-0		0-0-0		
15-13-0	0-0-0	0-0-0		CONFERENCE	1-2-0		3-5-0		11-6-0		
8-6-0	0-0-0	0-0-0		HOME	0-0-0		0-1-0		8-5-0		
7-7-0	0-0-0	0-0-0		AWAY	1-2-0		3-4-0		3-1-0		
0-0-0	0-0-0	0-0-0		NEUTRAL	0-0-0		0-0-0		0-0-0		
RPI	S	Opponent	Score	RPI	S	Opponent	Score	RPI	S	Opponent	Score
13	A	Texas A&M	1 7					51	A	Baylor	0 1
								51	A	Baylor	5 2
								51	A	Baylor	3 6
								60	A	Louisiana Tech	3 9
								60	A	Louisiana Tech	1 3
								60	A	Louisiana Tech	3 5
								61	A	Houston	3 1
								95	A	Rice	0 6
								95	A	Rice	8 7
								95	A	Rice	2 10
								98	A	Southeastern La.	1 4
								98	A	Southeastern La.	10 4
								98	A	Southeastern La.	2 8
								99	H	UTSA	5 6

Non-Div. I Games:

Houston Baptist

Average RPI Win:	182	WON-LOST RECORD	WINNING PCT. RANK	LAST 10 GAMES	STRENGTH OF SCHEDULE	OPP. STRENGTH OF SCHEDULE	TEAM RPI	ADJ RPI	CONF. RPI	ADJ CONF. RPI		
DIV. I ONLY		27-20-0	.57447	95	7-3-0	198	178	137	.50502	137	21	21
DIV. I NON-CONF.		14-15-0	.48276	152	2-1-0	225	143	190	.48186	189	25	25
<hr/>												
TOTALS	RPI 1-25	RPI 26-50		W-L RECORDS		RPI 51-100		RPI 101-150		RPI 150+		
27-20-0	0-0-0	0-0-0		OVERALL		3-5-0		4-3-0		20-12-0		
14-9-0	0-0-0	0-0-0		HOME		2-4-0		1-1-0		11-4-0		
13-10-0	0-0-0	0-0-0		AWAY		1-1-0		3-2-0		9-7-0		
0-1-0	0-0-0	0-0-0		NEUTRAL		0-0-0		0-0-0		0-1-0		
14-15-0	0-0-0	0-0-0		NON-CONFERENCE		3-5-0		2-2-0		9-8-0		
7-7-0	0-0-0	0-0-0		HOME		2-4-0		1-1-0		4-2-0		
7-7-0	0-0-0	0-0-		AWAY		1-1-0		1-1-0		5-5-0		
0-1-0	0-0-0	0-0-0		NEUTRAL		0-0-0		0-0-0		0-1-0		
13-5-0	0-0-0	0-0-0		CONFERENCE		0-0-0		2-1-0		11-4-0		
7-2-0	0-0-0	0-0-0		HOME		0-0-0		0-0-0		7-2-0		
6-3-0	0-0-0	0-0-0		AWAY		0-0-0		2-1-0		4-2-0		
0-0-0	0-0-0	0-0-0		NEUTRAL		0-0-0		0-0-0		0-0-0		
RPI	S	Opponent	Score	RPI	S	Opponent	Score	RPI	S	Opponent	Score	
				59	A	Nevada	2 6	112	A	New Mexico St.	6 2	
				78	H	Washington	6 4	112	A	New Mexico St.	7 3	
				78	H	Washington	6 0	112	A	New Mexi co St.	2 8	
				78	H	Washington	1 4	120	A	Saint Mary's (CA)	4 2	
				78	H	Washington	5 8	120	H	Sai nt Mary' s (CA)	10 4	
				79	H	Gonzaga	3 6	135	A	San Franci sco	2 8	
				79	H	Gonzaga	3 13	135	H	San Franci sco	0 2	
				90	A	Cal i forn i a	4 1	156	N	San Jose St.	4 5	
				163	H	Seattle U	10 1	163	H	Seattle U	3 4	
				163	H	Seattle U	5 1	163	H	Seattle U	5 1	
				177	A	Santa Clara	10 11	177	A	Santa Clara	3 9	
				177	H	Santa Clara	4 1	177	H	Santa Clara	4 1	
				177	H	Santa Clara	3 4	183	A	Paci fic	9 2	
				183	H	Paci fic	7 14	183	H	Paci fic	7 14	
				191	A	Utah	7 13	191	A	Utah	2 1	
				191	A	Utah	6 7	191	A	Utah	6 7	
				195	A	UC Santa Barbara	2 10	195	A	UC Santa Barbara	12 3	
				195	A	UC Santa Barbara	2 0	195	A	UC Santa Barbara	2 0	
				205	H	Northern Colo.	5 0	205	H	Northern Colo.	5 0	
				205	H	Northern Colo.	5 0	205	H	Northern Colo.	5 0	
				205	H	Northern Colo.	2 5	205	H	Northern Colo.	2 5	
				LAST 10 GAMES				207	A	UC Davi s	8 2	
				207	H	UC Davi s	5 2	207	H	UC Davi s	5 2	
				163	H	Seattle U	10 1	210	H	Milwaukee	3 2	
				163	H	Seattle U	3 4	210	H	Milwaukee	4 0	
163	H	Seattle U	5 1	222	A	CSU Bakersfi el d	6 7					
59	A	Nevada	2 6	222	A	CSU Bakersfi el d	3 1					
				222	A	CSU Bakersfi el d	8 6					
				241	A	UTRGV	5 2					
				241	A	UTRGV	6 7					
				241	A	UTRGV	5 2					
				90	A	Cal i forn i a	4 1					
				222	A	CSU Bakersfi el d	8 6					
				241	A	UTRGV	5 2					

Non-Div. I Games:

Sacramento St.

RPI	S	Opponent	Score	
241	A	UTRGV	6	7
241	A	UTRGV	5	2
258	H	Chi cago St.	10	0
258	H	Chi cago St.	13	1
258	H	Chi cago St.	10	0

Sacramento St.

S
a
c
r
a
m
e
n
t
o
s
t
.

S
a
c
r
a
m
e
n
t
o
s
t
.

[illegible]

Non-Div. I Games:

Southern III.

Average RPI Win: 204		WON-LOST	WINNING	LAST 10	STRENGTH OF		OPP. STRENGTH	TEAM	ADJ	CONF.	ADJ CONF.
Average RPI Loss: 104		RECORD	PCT. RANK	GAMES	SCHEDULE		OF SCHEDULE	RPI	RPI	RPI	RPI
DIV. I ONLY		26-14-0	.65	52	4-5-0		254	197	139	.50328	139
DIV. I NON-CONF.		20-9-0	.68966	43	2-2-0		256	266	99	.51885	99
TOTALS		RPI 1-25	RPI 26-50		W-L RECORDS		RPI 51-100		RPI 101-150		RPI 150+
26-14-0	0-0-0	0-3-0		OVERALL		2-7-0		5-1-0		19-3-0	
8-7-0	0-0-0	0-0-0		HOME		1-4-0		4-1-0		3-2-0	
8-5-0	0-0-0	0-3-0		AWAY		0-1-0		1-0-0		7-1-0	
10-2-0	0-0-0	0-0-0		NEUTRAL		1-2-0		0-0-0		9-0-0	
20-9-0	0-0-0	0-3-0		NON-CONFERENCE		1-3-0		3-0-0		16-3-0	
6-3-0	0-0-0	0-0-0		HOME		1-1-0		2-0-0		3-2-0	
5-5-0	0-0-0	0-0-		AWAY		0-1-0		1-0-0		4-1-0	
9-1-0	0-0-0	0-0-0		NEUTRAL		0-1-0		0-0-0		9-0-0	
6-5-0	0-0-0	0-0-0		CONFERENCE		1-4-0		2-1-0		3-0-0	
2-4-0	0-0-0	0-0-0		HOME		0-3-0		2-1-0		0-0-0	
3-0-0	0-0-0	0-0-0		AWAY		0-0-0		0-0-0		3-0-0	
1-1-0	0-0-0	0-0-0		NEUTRAL		1-1-0		0-0-0		0-0-0	
RPI S Opponent	Score	RPI S Opponent	Score	RPI S Opponent	Score	RPI S Opponent	Score	RPI S Opponent	Score	RPI S Opponent	Score
28 A Indiana	0 13	28 A Indiana	3 10	28 A Indiana	5 6	55 N Creighton	6 4	102 A UNCW	6 2	118 H Xavier	8 4
28 A Indiana		28 A Indiana		28 A Indiana		55 N Creighton	2 3	118 H Xavier	6 9	118 H Xavier	6 4
28 A Indiana		28 A Indiana		28 A Indiana		65 H Indiana St.	4 11	118 H Xavier	6 4	118 H Xavier	6 4
						84 H Seton Hall	1 6	118 H Xavier	6 4	118 H Xavier	6 4
						84 H Seton Hall	0 3	141 H Morehead St.	4 2	141 H Morehead St.	4 2
						84 H Seton Hall	5 7	149 H Ball St.	6 2	149 H Ball St.	6 2
						94 A Illinois St.	1 2	167 H Miami (OH)	4 3	167 H Miami (OH)	4 3
						94 H Illinois St.	10 9	170 N Eastern Ky.	6 5	170 N Eastern Ky.	6 5
						97 N Pittsburgh	0 3	186 H Valparaiso	2 9	186 H Valparaiso	2 9
								201 N George Mason	12 1	201 N George Mason	12 1
								201 N George Mason	3 0	201 N George Mason	3 0
								201 N George Mason	5 3	201 N George Mason	5 3
								201 N George Mason	5 4	201 N George Mason	5 4
								203 N Lehigh	12 1	203 N Lehigh	12 1
								203 N Lehigh	15 6	203 N Lehigh	15 6
								217 A Western Mich.	1 4	217 A Western Mich.	1 4
								217 A Western Mich.	13 3	217 A Western Mich.	13 3
								217 A Western Mich.	3 0	217 A Western Mich.	3 0
								242 A Eastern Ill.	6 3	242 A Eastern Ill.	6 3
								280 A Villanova	4 3	280 A Villanova	4 3
								280 A Villanova	5 4	280 A Villanova	5 4
								280 A Villanova	13 5	280 A Villanova	13 5
								293 A Fort Wayne	9 5	293 A Fort Wayne	9 5
								293 H Fort Wayne	1 5	293 H Fort Wayne	1 5
								293 H Fort Wayne	8 7	293 H Fort Wayne	8 7
								293 H Fort Wayne	8 7	293 H Fort Wayne	8 7
								295 N Saint Peter's	19 1	295 N Saint Peter's	19 1
								295 N Saint Peter's	5 1	295 N Saint Peter's	5 1
LAST 10 GAMES				118 H Xavier	6 4	94 H Illinois St.	10 9				
				118 H Xavier	8 4	167 H Miami (OH)	4 3				
				118 H Xavier	6 9	84 H Seton Hall	5 7				
				65 H Indiana St.	4 11	84 H Seton Hall	0 3				
				94 A Illinois St.	1 2	84 H Seton Hall	1 6				

Non-Div. I Games: St. Francis (IN) 11 1 Anderson (IN) 13 4 Ind.-Kokomo 9 7

Butler

Average RPI Win:		146	WON-LOST RECORD		WINNING PCT. RANK		LAST 10 GAMES		STRENGTH OF SCHEDULE		OPP. STRENGTH OF SCHEDULE		TEAM RPI		ADJ RPI		CONF. RPI		ADJ CONF. RPI	
DIV. I ONLY			23-24-1		.48958 147		3-7-0		123		43		140		.5024 140		8		8	
DIV. I NON-CONF.			12-11-1		.52083 133		0-2-0		99		43		126		.50986 126		6		6	
TOTALS		RPI 1-25		RPI 26-50		W-L RECORDS		RPI 51-100		RPI 101-150		RPI 150+								
23-24-1		1-8-0		0-0-0		OVERALL		6-10-0		5-1-0		11-5-1								
15-13-0		1-3-0		0-0-0		HOME		5-8-0		2-1-0		7-1-0								
8-11-1		0-5-0		0-0-0		AWAY		1-2-0		3-0-0		4-4-1								
0-0-0		0-0-0		0-0-0		NEUTRAL		0-0-0		0-0-0		0-0-0								
12-11-1		1-5-0		0-0-0		NON-CONFERENCE		3-4-0		2-1-0		6-1-1								
9-7-0		1-3-0		0-0-0		HOME		2-2-0		2-1-0		4-1-0								
3-4-1		0-2-0		0-0-		AWAY		1-2-0		0-0-0		2-0-1								
0-0-0		0-0-0		0-0-0		NEUTRAL		0-0-0		0-0-0		0-0-0								
11-13-0		0-3-0		0-0-0		CONFERENCE		3-6-0		3-0-0		5-4-0								
6-6-0		0-0-0		0-0-0		HOME		3-6-0		0-0-0		3-0-0								
5-7-0		0-3-0		0-0-0		AWAY		0-0-0		3-0-0		2-4-0								
0-0-0		0-0-0		0-0-0		NEUTRAL		0-0-0		0-0-0		0-0-0								
RPI	S	Opponent		Score		RPI	S	Opponent		Score		RPI	S	Opponent		Score				
13	A	Texas A&M		5	7							123	A	Georgia St.		10	5			
20	H	Oklahoma St.		5	6							123	A	Georgia St.		9	3			
20	H	Oklahoma St.		2	6							123	A	Georgia St.		10	9			
20	H	Oklahoma St.		10	1							146	H	McNeese		12	1			
22	A	Texas		10	11							146	H	McNeese		4	3			
22	H	Texas		1	6							146	H	McNeese		0	1			
25	A	Coastal Caro.		3	11							176	H	Appalachian St.		7	2			
25	A	Coastal Caro.		0	8							176	H	Appalachian St.		3	2			
25	A	Coastal Caro.		3	7							176	H	Appalachian St.		8	2			
												182	A	Arkansas St.		1	6			
												182	A	Arkansas St.		10	3			
												182	A	Arkansas St.		1	2			
												188	A	La. -Monroe		2	3			
												188	A	La. -Monroe		0	1			
												188	A	La. -Monroe		8	2			
												194	H	Incarnate Word		6	5			
												195	A	UC Santa Barbara		1	0			
												195	A	UC Santa Barbara		4	4			
												195	A	UC Santa Barbara		6	5			
												241	H	UTRGV		1	2			
												251	H	SFA		7	6			
												251	H	SFA		6	3			
												251	H	SFA		13	0			
LAST 10 GAMES																				
182 A Arkansas St.						1	2	72 H Ga. Southern						6	7					
182 A Arkansas St.						10	3	72 H Ga. Southern						4	3					
182 A Arkansas St.						1	6	51 H Baylor						5	17					
22 A Texas						10	11	56 H South Alabama						5	2					
72 H Ga. Southern						7	10	56 H South Alabama						10	11					

Non-Div. I Games:

Texas St.

Average RPI Win:		204	WON-LOST RECORD		WINNING PCT. RANK		LAST 10 GAMES		STRENGTH OF SCHEDULE		OPP. STRENGTH OF SCHEDULE		TEAM RPI		ADJ RPI		CONF. RPI		ADJ CONF. RPI		
DIV. I ONLY			29-19-0		.60417 74		6-4-0		253		174		141		.50194 141		19		19		
DIV. I NON-CONF.			13-11-0		.54167 117		1-1-0		219		179		140		.50555 140		17		17		
TOTALS		RPI 1-25		RPI 26-50		W-L RECORDS		RPI 51-100		RPI 101-150		RPI 150+									
29-19-0		0-1-0		0-1-0		OVERALL		3-4-0		5-4-0		21-9-0									
13-6-0		0-0-0		0-0-0		HOME		1-2-0		3-3-0		9-1-0									
14-11-0		0-1-0		0-1-0		AWAY		2-2-0		0-1-0		12-6-0									
2-2-0		0-0-0		0-0-0		NEUTRAL		0-0-0		2-0-0		0-2-0									
13-11-0		0-1-0		0-1-0		NON-CONFERENCE		3-4-0		2-1-0		8-4-0									
4-3-0		0-0-0		0-0-0		HOME		1-2-0		0-0-0		3-1-0									
7-6-0		0-1-0		0-0-		AWAY		2-2-0		0-1-0		5-1-0									
2-2-0		0-0-0		0-0-0		NEUTRAL		0-0-0		2-0-0		0-2-0									
16-8-0		0-0-0		0-0-0		CONFERENCE		0-0-0		3-3-0		13-5-0									
9-3-0		0-0-0		0-0-0		HOME		0-0-0		3-3-0		6-0-0									
7-5-0		0-0-0		0-0-0		AWAY		0-0-0		0-0-0		7-5-0									
0-0-0		0-0-0		0-0-0		NEUTRAL		0-0-0		0-0-0		0-0-0									
RPI	S	Opponent		Score		RPI	S	Opponent		Score		RPI	S	Opponent		Score					
15	A	Kentucky		1	7	37	A	Louisville		10	16	64	A	Tennessee		4	2				
												94	H	Illinois St.		7	18				
												94	H	Illinois St.		10	13				
												94	H	Illinois St.		6	5				
												100	A	Kansas		0	12				
												100	A	Kansas		5	3				
												100	A	Kansas		6	8				
												107	H	Austin Peay		7	6				
												107	H	Austin Peay		9	15				
												107	H	Austin Peay		4	10				
												108	H	Jacksonville St.		24	12				
												108	H	Jacksonville St.		13	8				
												108	H	Jacksonville St.		4	8				
												139	A	Butler		2	4				
												149	N	Ball St.		3	2				
												149	N	Ball St.		3	0				
												164	N	UMass Lowell		1	2				
												164	N	UMass Lowell		6	12				
												170	A	Eastern Ky.		3	4				
												170	A	Eastern Ky.		10	2				
												170	A	Eastern Ky.		4	10				
												199	H	Marshall		14	11				
												204	A	SIUE		11	6				
												204	A	SIUE		25	3				
												204	A	SIUE		10	6				
												206	H	Jackson St.		0	4				
												206	H	Jackson St.		11	2				
												208	A	Southeast Mo. St.		4	5				
												208	A	Southeast Mo. St.		8	4				
												208	A	Southeast Mo. St.		3	10				
												226	A	Alabama St.		9	4				
												226	A	Alabama St.		7	5				
												242	A	Eastern Ill.		24	11				
												242	A	Eastern Ill.		7	5				
												242	A	Eastern Ill.		8	9				
												260	A	Western Caro.		2	6				
												261	H	UT Martin		18	7				
												261	H	UT Martin		15	5				
												261	H	UT Martin		25	2				
												264	H	Ohio		9	8				
												266	H	Belmont		9	4				
LAST 10 GAMES																					
108 H Jacksonville St.						24	12	242 A Eastern Ill.						24	11						
108 H Jacksonville St.						4	8	242 A Eastern Ill.						8	9						
108 H Jacksonville St.						13	8	15 A Kentucky						1	7						
64 A Tennessee						4	2	107 H Austin Peay						7	6						
242 A Eastern Ill.						7	5	107 H Austin Peay						9	15						

Non-Div. I Games:	West Va. Tech	18	1
--------------------------	----------------------	-----------	----------

Morehead St.

RPI	S	Opponent	Score	
266	H	Bel mont	5	2
266	H	Bel mont	5	3
285	A	Al abama A&M	7	1
285	A	Al abama A&M	5	0
285	A	Al abama A&M	5	0

Morehead St.

M
o
r
e
h
e
a
d
s
t
.

M
o
r
e
h
e
a
d
s
t
.

Average RPI Win:		187	WON-LOST RECORD		WINNING PCT. RANK		LAST 10 GAMES		STRENGTH OF SCHEDULE		OPP. STRENGTH OF SCHEDULE		TEAM RPI		ADJ RPI		CONF. RPI		ADJ CONF. RPI	
DIV. I ONLY			24-21-0		.53333 128		5-5-0		134		180		142		.50116 142		20		20	
DIV. I NON-CONF.			13-13-0		.5 140		0-1-0		157		160		178		.48771 178		22		22	
TOTALS		RPI 1-25		RPI 26-50		W-L RECORDS		RPI 51-100		RPI 101-150		RPI 150+								
24-21-0		1-5-0		0-1-0		OVERALL		1-2-0		7-4-0		15-9-0								
16-10-0		0-1-0		0-0-0		HOME		1-2-0		3-2-0		12-5-0								
7-10-0		1-4-0		0-0-0		AWAY		0-0-0		4-2-0		2-4-0								
1-1-0		0-0-0		0-1-0		NEUTRAL		0-0-0		0-0-0		1-0-0								
13-13-0		1-5-0		0-1-0		NON-CONFERENCE		0-0-0		3-2-0		9-5-0								
11-6-0		0-1-0		0-0-0		HOME		0-0-0		3-2-0		8-3-0								
2-6-0		1-4-0		0-0-		AWAY		0-0-0		0-0-0		1-2-0								
0-1-0		0-0-0		0-1-0		NEUTRAL		0-0-0		0-0-0		0-0-0								
11-8-0		0-0-0		0-0-0		CONFERENCE		1-2-0		4-2-0		6-4-0								
5-4-0		0-0-0		0-0-0		HOME		1-2-0		0-0-0		4-2-0								
5-4-0		0-0-0		0-0-0		AWAY		0-0-0		4-2-0		1-2-0								
1-0-0		0-0-0		0-0-0		NEUTRAL		0-0-0		0-0-0		1-0-0								
RPI	S	Opponent		Score		RPI	S	Opponent		Score		RPI	S	Opponent		Score				
3	A	North Carolina		2	6	37	N	Louisville		3	4	73	H	Davidson		2	6			
12	A	Stetson		0	7							73	H	Davidson		10	6			
12	A	Stetson		2	5							73	H	Davidson		0	3			
12	A	Stetson		1	5									Liberty		5	6			
19	H	Duke		2	13							125	A	George Washington		0	6			
21	A	Jacksonville		4	3							125	A	George Washington		5	4			
												125	A	George Washington		6	4			
												143	H	Yale		8	5			
												144	A	VCU		3	0			
												144	A	VCU		1	3			
												144	A	VCU		4	2			
												162	H	James Madison		6	10			
												165	H	VMI		2	11			
												168	H	Monmouth		7	6			
												201	A	George Mason		0	1			
												201	A	George Mason		5	1			
												201	A	George Mason		1	5			
												201	N	George Mason		16	2			
												203	H	Lehigh		7	0			
												213	H	Binghamton		3	2			
												213	H	Binghamton		4	5			
												213	H	Binghamton		6	4			
												228	H	Dayton		7	3			
												228	H	Dayton		6	7			
												228	H	Dayton		4	0			
												246	A	Old Dominion		2	4			
												253	A	The Citadel		2	5			
												253	A	The Citadel		13	3			
												259	H	Massachusetts		1	2			
												259	H	Massachusetts		17	5			
												259	H	Massachusetts		7	1			
												265	H	Towson		10	5			
												265	H	Towson		7	3			
												265	H	Towson		11	5			
LAST 10 GAMES		3 A North Carolina		2	6	228 H Dayton		6	7	228 H Dayton		7	3	73 H Davidson		10	6			
		144 A VCU		3	0	73 H Davidson		0	3	73 H Davidson		2	6							
		144 A VCU		1	3															
		144 A VCU		4	2															
		228 H Dayton		4	0															

Non-Div. I Games:

Ri chmond

RPI	S	Opponent	Score	
272	H	Princeton	7	3

Richmond

Richmond

Richmond

Average RPI Win: 219		WON-LOST	WINNING	LAST 10	STRENGTH OF		OPP. STRENGTH	TEAM	ADJ	CONF.	ADJ CONF.
Average RPI Loss: 143		RECORD	PCT. RANK	GAMES	SCHEDULE		OF SCHEDULE	RPI	RPI	RPI	RPI
DIV. I ONLY		21-17-0	.55263	114	8-2-0		201	250	143	.50068	143
DIV. I NON-CONF.		7-13-0	.35	228	2-1-0		59	222	163	.49395	163
TOTALS		RPI 1-25	RPI 26-50		W-L RECORDS		RPI 51-100		RPI 101-150		RPI 150+
21-17-0		0-2-0	0-0-0		OVERALL		2-3-0		0-3-0		19-9-0
9-4-0		0-0-0	0-0-0		HOME		0-0-0		0-1-0		9-3-0
11-9-0		0-2-0	0-0-0		AWAY		2-3-0		0-2-0		9-2-0
1-4-0		0-0-0	0-0-0		NEUTRAL		0-0-0		0-0-0		1-4-0
7-13-0		0-2-0	0-0-0		NON-CONFERENCE		2-3-0		0-3-0		5-5-0
2-2-0		0-0-0	0-0-0		HOME		0-0-0		0-1-0		2-1-0
4-7-0		0-2-0	0-0-		AWAY		2-3-0		0-2-0		2-0-0
1-4-0		0-0-0	0-0-0		NEUTRAL		0-0-0		0-0-0		1-4-0
14-4-0		0-0-0	0-0-0		CONFERENCE		0-0-0		0-0-0		14-4-0
7-2-0		0-0-0	0-0-0		HOME		0-0-0		0-0-0		7-2-0
7-2-0		0-0-0	0-0-0		AWAY		0-0-0		0-0-0		7-2-0
0-0-0		0-0-0	0-0-0		NEUTRAL		0-0-0		0-0-0		0-0-0
RPI S	Opponent	Score	RPI S	Opponent	Score	RPI S	Opponent	Score	RPI S	Opponent	Score
19 A	Duke	2 10				73 A	Davi dson	7 5	116 H	Fordham	3 4
19 A	Duke	2 3				73 A	Davi dson	0 9	128 A	Campbel l	5 9
						76 A	Vi rgi ni a	4 5	142 A	Richmond	5 8
						76 A	Vi rgi ni a	11 4	160 H	Harvard	4 1
						76 A	Vi rgi ni a	6 7	160 H	Harvard	0 4
									160 H	Harvard	10 6
									167 N	Mi ami (OH)	1 2
									167 N	Mi ami (OH)	3 4
									168 N	Monmouth	11 4
									190 H	Hartford	3 5
									203 N	Lehigh	1 3
									209 A	Col umbi a	5 6
									209 A	Col umbi a	10 11
									209 A	Col umbi a	8 2
									214 H	Fai rfi el d	6 5
									217 N	Western Mi ch.	0 6
									220 A	Qui nni pi ac	16 9
									225 A	Cornel l	7 4
									225 A	Cornel l	8 7
									225 A	Cornel l	7 4
									245 A	I ona	9 0
									252 H	Sacred Heart	5 2
									256 H	Dartmouth	5 4
									256 H	Dartmouth	10 3
									256 H	Dartmouth	1 3
									272 A	Princeton	6 0
									272 A	Princeton	8 3
									272 A	Princeton	2 1
									274 H	Brown	6 4
									274 H	Brown	7 1
									274 H	Brown	5 2
			LAST 10 GAMES								
			220 A	Qui nni pi ac	16 9	256 H	Dartmouth	5 4			
			272 A	Princeton	8 3	256 H	Dartmouth	1 3			
			272 A	Princeton	6 0	256 H	Dartmouth	10 3			
			272 A	Princeton	2 1	245 A	I ona	9 0			
			116 H	Fordham	3 4	160 H	Harvard	4 1			

Non-Div. I Games:

Yale

[illegible]

Non-Div. I Games:

VCU

RPI	S	Opponent	Score	
282	A	St. Bonaventure	2	3
292	H	Norfolk St.	6	4

Average RPI Win: 157		WON-LOST RECORD		WINNING PCT. RANK		LAST 10 GAMES		STRENGTH OF SCHEDULE		OPP. STRENGTH OF SCHEDULE		TEAM RPI		ADJ RPI		CONF. RPI		ADJ CONF. RPI	
DIV. I ONLY		22-25-0		.46809 158		5-5-0		72		143		145		.50032 145		11		11	
DIV. I NON-CONF.		11-13-0		.45833 168		1-2-0		83		185		192		.48158 191		12		12	
TOTALS		RPI 1-25		RPI 26-50		W-L RECORDS		RPI 51-100		RPI 101-150		RPI 150+							
22-25-0		0-2-0		3-5-0		OVERALL		5-8-0		1-2-0		13-8-0							
15-14-0		0-1-0		3-5-0		HOME		1-1-0		1-2-0		10-5-0							
6-9-0		0-1-0		0-0-0		AWAY		4-7-0		0-0-0		2-1-0							
1-2-0		0-0-0		0-0-0		NEUTRAL		0-0-0		0-0-0		1-2-0							
11-13-0		0-2-0		1-2-0		NON-CONFERENCE		2-2-0		1-2-0		7-5-0							
9-9-0		0-1-0		1-2-0		HOME		1-1-0		1-2-0		6-3-0							
1-2-0		0-1-0		0-0-		AWAY		1-1-0		0-0-0		0-0-0							
1-2-0		0-0-0		0-0-0		NEUTRAL		0-0-0		0-0-0		1-2-0							
11-12-0		0-0-0		2-3-0		CONFERENCE		3-6-0		0-0-0		6-3-0							
6-5-0		0-0-0		2-3-0		HOME		0-0-0		0-0-0		4-2-0							
5-7-0		0-0-0		0-0-0		AWAY		3-6-0		0-0-0		2-1-0							
0-0-0		0-0-0		0-0-0		NEUTRAL		0-0-0		0-0-0		0-0-0							
RPI	S	Opponent		Score		RPI	S	Opponent		Score		RPI	S	Opponent		Score			
12	A	Stetson		3	5	29	H	Fla. Atlantic		4	11	60	A	Louisiana Tech		6	7		
12	H	Stetson		1	2	29	H	Fla. Atlantic		8	5	60	A	Louisiana Tech		0	3		
						32	H	Missouri		1	22	60	A	Louisiana Tech		9	7		
						32	H	Missouri		11	5	63	A	FGCU		3	4		
						32	H	Missouri		1	3	63	H	FGCU		6	13		
						34	H	Southern Miss.		1	13	70	A	Miami (FL)		14	6		
						34	H	Southern Miss.		5	4	70	H	Miami (FL)		5	3		
						34	H	Southern Miss.		0	5	88	A	Charlotte		6	8		
												88	A	Charlotte		12	6		
												88	A	Charlotte		9	10		
												99	A	UTSA		4	12		
												99	A	UTSA		2	1		
												99	A	UTSA		4	5		
															</				

Non-Div. I Games:

FIU

Average RPI Win: 167		WON-LOST	WINNING	LAST 10	STRENGTH OF		OPP. STRENGTH	TEAM	ADJ	CONF.	ADJ CONF.
Average RPI Loss: 101		RECORD	PCT. RANK	GAMES	SCHEDULE		OF SCHEDULE	RPI	RPI	RPI	RPI
DIV. I ONLY		21-26-0	.44681	187	4-6-0		82	132	146	.50002	146
DIV. I NON-CONF.		4-14-0	.22222	264	1-0-0		29	17	217	.46978	217
TOTALS		RPI 1-25	RPI 26-50		W-L RECORDS		RPI 51-100		RPI 101-150		RPI 150+
21-26-0		0-1-0	1-3-0		OVERALL		2-13-0		7-4-0		11-5-0
10-16-0		0-0-0	1-3-0		HOME		2-10-0		5-2-0		2-1-0
11-10-0		0-1-0	0-0-0		AWAY		0-3-0		2-2-0		9-4-0
0-0-0		0-0-0	0-0-0		NEUTRAL		0-0-0		0-0-0		0-0-0
4-14-0		0-1-0	1-3-0		NON-CONFERENCE		1-8-0		1-2-0		1-0-0
2-8-0		0-0-0	1-3-0		HOME		1-5-0		0-0-0		0-0-0
2-6-0		0-1-0	0-0-0		AWAY		0-3-0		1-2-0		1-0-0
0-0-0		0-0-0	0-0-0		NEUTRAL		0-0-0		0-0-0		0-0-0
17-12-0		0-0-0	0-0-0		CONFERENCE		1-5-0		6-2-0		10-5-0
8-8-0		0-0-0	0-0-0		HOME		1-5-0		5-2-0		2-1-0
9-4-0		0-0-0	0-0-0		AWAY		0-0-0		1-0-0		8-4-0
0-0-0		0-0-0	0-0-0		NEUTRAL		0-0-0		0-0-0		0-0-0
RPI S	Opponent	Score	RPI S	Opponent	Score	RPI S	Opponent	Score	RPI S	Opponent	Score
22 A	Texas	4 5	27 H	Wichita St.	7 10	53 A	Louisiana	10 12	122 H	Central Ark.	1 6
			27 H	Wichita St.	2 11	53 H	Louisiana	2 5	122 H	Central Ark.	8 3
			27 H	Wichita St.	10 11	58 H	Sam Houston St.	4 9	122 H	Central Ark.	6 5
			38 H	Mississippi St.	6 3	58 H	Sam Houston St.	3 4	129 H	Northwestern St.	2 1
						58 H	Sam Houston St.	4 7	129 H	Northwestern St.	4 9
						60 A	Louisiana Tech	1 5	129 H	Northwestern St.	4 3
						60 H	Louisiana Tech	2 9	136 A	Houston Baptist	11 8
						61 A	Houston	9 13	136 H	Houston Baptist	11 8
						61 H	Houston	7 6	140 A	Texas St.	1 0
						98 H	Southeastern La.	4 5	140 A	Texas St.	3 4
						98 H	Southeastern La.	5 2	140 A	Texas St.	1 12
						98 H	Southeastern La.	1 9	180 A	New Orleans	9 6
						99 H	UTSA	3 14	180 A	New Orleans	9 7
						99 H	UTSA	2 5	180 A	New Orleans	3 2
						99 H	UTSA	0 1	187 A	A&M-Corpus Christi	8 9
									187 A	A&M-Corpus Christi	11 6
									187 A	A&M-Corpus Christi	4 9
									188 A	La.-Monroe	7 3
									200 A	Nicholls St.	2 7
									200 A	Nicholls St.	0 1
									200 A	Nicholls St.	5 4
									251 A	SFA	5 1
									251 A	SFA	12 3
									251 A	SFA	7 5
									267 H	Abilene Christian	3 2
									267 H	Abilene Christian	3 9
									267 H	Abilene Christian	6 2
LAST 10 GAMES											
			187 A	A&M-Corpus Christi	11 6	58 H	Sam Houston St.	4 9			
			187 A	A&M-Corpus Christi	8 9	58 H	Sam Houston St.	3 4			
			187 A	A&M-Corpus Christi	4 9	188 A	La.-Monroe	7 3			
			136 A	Houston Baptist	11 8	129 H	Northwestern St.	4 3			
			58 H	Sam Houston St.	4 7	129 H	Northwestern St.	4 9			

Non-Div. I Games: LSU-Alexandria 9 4

McNeese

Average RPI Win:		162	WON-LOST		WINNING		LAST 10		STRENGTH OF		OPP. STRENGTH		TEAM	ADJ		CONF.	ADJ CONF.						
Average RPI Loss:		55	RECORD		PCT. RANK		GAMES		SCHEDULE		OF SCHEDULE		RPI	RPI		RPI	RPI						
DIV. I ONLY			18-29-0		.38298		229	2-8-0		45		69		147	.49985		147	3	3				
DIV. I NON-CONF.			15-11-0		.57692		102	1-0-0		121		219		106	.5155		105	2	2				
TOTALS		RPI 1-25		RPI 26-50			W-L RECORDS			RPI 51-100			RPI 101-150			RPI 150+							
18-29-0		2-8-0		1-6-0			OVERALL			1-11-0			6-3-0			8-1-0							
11-13-0		2-4-0		0-0-0			HOME			1-6-0			3-3-0			5-0-0							
6-14-0		0-4-0		1-5-0			AWAY			0-4-0			2-0-0			3-1-0							
1-2-0		0-0-0		0-1-0			NEUTRAL			0-1-0			1-0-0			0-0-0							
15-11-0		0-1-0		0-1-0			NON-CONFERENCE			1-5-0			6-3-0			8-1-0							
9-6-0		0-0-0		0-0-0			HOME			1-3-0			3-3-0			5-0-0							
5-3-0		0-1-0		0-0-			AWAY			0-1-0			2-0-0			3-1-0							
1-2-0		0-0-0		0-1-0			NEUTRAL			0-1-0			1-0-0			0-0-0							
3-18-0		2-7-0		1-5-0			CONFERENCE			0-6-0			0-0-0			0-0-0							
2-7-0		2-4-0		0-0-0			HOME			0-3-0			0-0-0			0-0-0							
1-11-0		0-3-0		1-5-0			AWAY			0-3-0			0-0-0			0-0-0							
0-0-0		0-0-0		0-0-0			NEUTRAL			0-0-0			0-0-0			0-0-0							
RPI	S	Opponent		Score		RPI	S	Opponent		Score		RPI	S	Opponent		Score		RPI	S	Opponent		Score	
9	A	Texas Tech		6	26	28	N	Indiana		0	5	51	H	Baylor		3	16	101	H	Mercer		13	6
9	A	Texas Tech		4	21	41	A	Oklahoma		0	2	51	H	Baylor		0	18	101	H	Mercer		4	11
9	A	Texas Tech		6	9	41	A	Oklahoma		0	12	51	H	Baylor		5	8	101	H	Mercer		12	3
20	H	Oklahoma St.		3	6	41	A	Oklahoma		3	4	55	A	Creighton		3	8	107	H	Austin Peay		2	4
20	H	Oklahoma St.		8	13	46	A	West Virginia		0	6	55	H	Creighton		3	13	107	H	Austin Peay		15	10
20	H	Oklahoma St.		1	6	46	A	West Virginia		5	8	56	N	South Alabama		5	12	110	N	Virginia Tech		6	5
22	H	Texas		5	2	46	A	West Virginia		7	4	66	A	TCU		0	6	111	A	Nebraska		4	3
22	H	Texas		11	10							66	A	TCU		2	12	111	H	Nebraska		9	11
22	H	Texas		5	9							66	A	TCU		2	4	121	A	Elon		8	7
25	A	Coastal Caro.		3	4							75	H	Col. of Charleston		0	6	194	H	Incarnate Word		14	3
												75	H	Col. of Charleston		0	8	246	A	Old Dominion		11	5
												75	H	Col. of Charleston		7	3	246	A	Old Dominion		11	3
																		246	A	Old Dominion		8	11
																		281	H	La Salle		5	1
																		281	H	La Salle		9	3
																		281	H	La Salle		11	10
																		284	A	Omaha		6	5
																		284	H	Omaha		3	0
LAST 10 GAMES						LAST 10 GAMES						LAST 10 GAMES						LAST 10 GAMES					
						41	A	Oklahoma		3	4	51	H	Baylor		0	18						
						41	A	Oklahoma		0	2	284	A	Omaha		6	5						
						41	A	Oklahoma		0	12	46	A	West Virginia		7	4						
						51	H	Baylor		5	8	46	A	West Virginia		0	6						
						51	H	Baylor		3	16	46	A	West Virginia		5	8						

Non-Div. I Games:

Kansas St.

Average RPI Win: 177		WON-LOST RECORD		WINNING PCT. RANK		LAST 10 GAMES		STRENGTH OF SCHEDULE		OPP. STRENGTH OF SCHEDULE		TEAM RPI		ADJ RPI		CONF. RPI		ADJ CONF. RPI	
DIV. I ONLY		21-26-0		.44681 187		4-6-0		98		159		148		.49919 148		15		15	
DIV. I NON-CONF.		12-17-0		.41379 201		0-2-0		68		172		151		.50088 151		14		14	
TOTALS		RPI 1-25		RPI 26-50		W-L RECORDS		RPI 51-100		RPI 101-150		RPI 150+							
21-26-0		0-0-0		0-7-0		OVERALL		0-5-0		4-6-0		17-8-0							
9-12-0		0-0-0		0-0-0		HOME		0-4-0		2-4-0		7-4-0							
10-14-0		0-0-0		0-7-0		AWAY		0-1-0		2-2-0		8-4-0							
2-0-0		0-0-0		0-0-0		NEUTRAL		0-0-0		0-0-0		2-0-0							
12-17-0		0-0-0		0-7-0		NON-CONFERENCE		0-2-0		3-4-0		9-4-0							
6-6-0		0-0-0		0-0-0		HOME		0-1-0		1-2-0		5-3-0							
4-11-0		0-0-0		0-0-		AWAY		0-1-0		2-2-0		2-1-0							
2-0-0		0-0-0		0-0-0		NEUTRAL		0-0-0		0-0-0		2-0-0							
9-9-0		0-0-0		0-0-0		CONFERENCE		0-3-0		1-2-0		8-4-0							
3-6-0		0-0-0		0-0-0		HOME		0-3-0		1-2-0		2-1-0							
6-3-0		0-0-0		0-0-0		AWAY		0-0-0		0-0-0		6-3-0							
0-0-0		0-0-0		0-0-0		NEUTRAL		0-0-0		0-0-0		0-0-0							
RPI	S	Opponent	Score	RPI	S	Opponent	Score	RPI	S	Opponent	Score	RPI	S	Opponent	Score				
				30	A	Ohio St.	1 2	57	A	Illinois	7 12	103	A	Pepperdi ne	1 6				
				30	A	Ohio St.	3 7	77	H	UNLV	5 7	103	A	Pepperdi ne	10 4				
				30	A	Ohio St.	6 11	87	H	UC Irvine	4 5	103	H	Pepperdi ne	2 3				
				47	A	Missouri St.	2 3	87	H	UC Irvine	4 8	103	H	Pepperdi ne	8 4				
				47	A	Missouri St.	0 5	87	H	UC Irvine	2 4	113	H	Long Beach St.	5 7				
				47	A	Missouri St.	2 8					113	H	Long Beach St.	2 1				
				50	A	San Diego St.	2 3					113	H	Long Beach St.	2 3				
												133	A	Fresno St.	15 2				
												133	A	Fresno St.	2 8				
												133	H	Fresno St.	3 6				
												158	A	Grand Canyon	8 13				
												158	A	Grand Canyon	4 1				
												159	A	Hawai i	2 0				
												159	A	Hawai i	12 7				
												159	A	Hawai i	3 5				
												172	H	Cal Poly	5 3				
												172	H	Cal Poly	10 7				
												172	H	Cal Poly	4 5				
												186	N	Val parai so	14 13				
												186	N	Val parai so	6 5				
												192	H	Manhattan	21 5				
												192	H	Manhattan	31 5				
												192	H	Manhattan	5 1				
												193	H	BYU	8 10				
												193	H	BYU	10 9				
												193	H	BYU	3 5				
												193	H	BYU	5 6				
												195	A	UC Santa Barbara	6 4				
												195	A	UC Santa Barbara	0 12				
												195	A	UC Santa Barbara	6 3				
												222	A	CSU Bakersfi el d	8 1				
												222	H	CSU Bakersfi el d	13 7				
												240	A	UC Ri versi de	3 2				
												240	A	UC Ri versi de	4 6				
LAST 10 GAMES																			
				133	H	Fresno St.	3 6	159	A	Hawai i	12 7	195	A	UC Santa Barbara	6 4				
				195	A	UC Santa Barbara	6 3	159	A	Hawai i	3 5	195	A	UC Santa Barbara	0 12				
				195	A	UC Santa Barbara	0 12	133	A	Fresno St.	2 8	195	A	UC Santa Barbara	6 3				
				195	A	UC Santa Barbara	6 4	87	H	UC Irvi ne	4 8	222	A	CSU Bakersfi el d	8 1				
				159	A	Hawai i	2 0	87	H	UC Irvine	4 5	222	H	CSU Bakersfi el d	13 7				

Non-Div. I Games:

CSUN

RPI	S	Opponent	Score
240	A	UC Ri versi de	6 1

CSUN

Average RPI Win: 192		WON-LOST	WINNING	LAST 10	STRENGTH OF		OPP. STRENGTH	TEAM	ADJ	CONF.	ADJ CONF.
Average RPI Loss: 155		RECORD	PCT. RANK	GAMES	SCHEDULE		OF SCHEDULE	RPI	RPI	RPI	RPI
DIV. I ONLY		26-21-0	.55319	112	8-2-0		231	206	149	.4991	149
DIV. I NON-CONF.		13-12-0	.52	134	1-1-0		238	111	156	.50029	156
TOTALS		RPI 1-25	RPI 26-50		W-L RECORDS		RPI 51-100		RPI 101-150		RPI 150+
26-21-0		0-1-0	2-1-0		OVERALL		3-2-0		0-5-0		21-12-0
7-6-0		0-0-0	1-0-0		HOME		0-1-0		0-0-0		6-5-0
15-11-0		0-1-0	0-1-0		AWAY		3-1-0		0-1-0		12-7-0
4-4-0		0-0-0	1-0-0		NEUTRAL		0-0-0		0-4-0		3-0-0
13-12-0		0-1-0	2-1-0		NON-CONFERENCE		1-1-0		0-5-0		10-4-0
2-2-0		0-0-0	1-0-0		HOME		0-1-0		0-0-0		1-1-0
7-6-0		0-1-0	0-0-		AWAY		1-0-0		0-1-0		6-3-0
4-4-0		0-0-0	1-0-0		NEUTRAL		0-0-0		0-4-0		3-0-0
13-9-0		0-0-0	0-0-0		CONFERENCE		2-1-0		0-0-0		11-8-0
5-4-0		0-0-0	0-0-0		HOME		0-0-0		0-0-0		5-4-0
8-5-0		0-0-0	0-0-0		AWAY		2-1-0		0-0-0		6-4-0
0-0-0		0-0-0	0-0-0		NEUTRAL		0-0-0		0-0-0		0-0-0
RPI S	Opponent	Score	RPI S	Opponent	Score	RPI S	Opponent	Score	RPI S	Opponent	Score
25 A	Coastal Caro.	3 6	28 A	Indiana	8 9	62 A	Purdue	2 0	110 N	Virginia Tech	2 4
			30 H	Ohio St.	12 11	65 H	Indiana St.	6 10	114 N	Maryland	1 13
			49 N	Iowa	14 6	69 A	Kent St.	0 11	139 A	Butler	2 6
						69 A	Kent St.	5 1	141 N	Morehead St.	2 3
						69 A	Kent St.	7 2	141 N	Morehead St.	0 3
									152 A	Gardner-Webb	6 8
									152 A	Gardner-Webb	6 1
									164 N	UMass Lowell I	8 5
									164 N	UMass Lowell I	4 3
									167 A	Miami (OH)	3 5
									167 H	Miami (OH)	13 12
									167 H	Miami (OH)	6 17
									167 H	Miami (OH)	5 6
									180 A	New Orleans	1 10
									186 A	Valparaiso	13 5
									197 A	Eastern Mich.	5 0
									197 A	Eastern Mich.	5 6
									197 A	Eastern Mich.	0 1
									212 H	Northern Ill.	11 0
									212 H	Northern Ill.	5 4
									212 H	Northern Ill.	3 2
									228 A	Dayton	0 3
									228 A	Dayton	10 2
									228 H	Dayton	3 2
									228 H	Dayton	3 4
									234 N	Radford	7 0
									235 H	Central Mich.	1 23
									235 H	Central Mich.	5 2
									235 H	Central Mich.	4 7
									260 A	Western Caro.	20 8
									260 A	Western Caro.	9 8
									260 A	Western Caro.	7 4
									264 A	Ohio	4 1
									264 A	Ohio	11 6

Non-Div. I Games:

Ball St.

Bal | St.

Average RPI Win: 165		WON-LOST	WINNING	LAST 10	STRENGTH OF		OPP. STRENGTH	TEAM	ADJ	CONF.	ADJ CONF.
Average RPI Loss: 105		RECORD	PCT. RANK	GAMES	SCHEDULE		OF SCHEDULE	RPI	RPI	RPI	RPI
DIV. I ONLY		24-23-1	.51042	143	4-6-0		150	103	150	.49885	150
DIV. I NON-CONF.		15-9-0	.625	71	1-0-0		209	94	119	.51222	118
TOTALS		RPI 1-25	RPI 26-50		W-L RECORDS		RPI 51-100		RPI 101-150		RPI 150+
24-23-1		0-1-0	2-5-0		OVERALL		6-10-1		3-0-0		13-7-0
13-13-1		0-0-0	2-2-0		HOME		3-7-1		1-0-0		7-4-0
10-9-0		0-1-0	0-3-0		AWAY		3-3-0		1-0-0		6-2-0
1-1-0		0-0-0	0-0-0		NEUTRAL		0-0-0		1-0-0		0-1-0
15-9-0		0-1-0	2-2-0		NON-CONFERENCE		1-4-0		3-0-0		9-2-0
10-5-0		0-0-0	2-2-0		HOME		0-2-0		1-0-0		7-1-0
4-3-0		0-1-0	0-0-		AWAY		1-2-0		1-0-0		2-0-0
1-1-0		0-0-0	0-0-0		NEUTRAL		0-0-0		1-0-0		0-1-0
9-14-1		0-0-0	0-3-0		CONFERENCE		5-6-1		0-0-0		4-5-0
3-8-1		0-0-0	0-0-0		HOME		3-5-1		0-0-0		0-3-0
6-6-0		0-0-0	0-3-0		AWAY		2-1-0		0-0-0		4-2-0
0-0-0		0-0-0	0-0-0		NEUTRAL		0-0-0		0-0-0		0-0-0
RPI S	Opponent	Score	RPI S	Opponent	Score	RPI S	Opponent	Score	RPI S	Opponent	Score
23 A	Tennessee Tech	2 14	34 A	Southern Miss.	2 11	60 A	Louisiana Tech	12 15	107 A	Austin Peay	9 0
			34 A	Southern Miss.	1 9	60 A	Louisiana Tech	7 6	107 H	Austin Peay	10 4
			34 A	Southern Miss.	0 8	60 A	Louisiana Tech	6 4	134 N	ETSU	16 8
			42 H	Vanderbilt	4 3	64 A	Tennessee	4 5	175 A	Lipscomb	8 7
			46 H	West Virginia	4 8	64 A	Tennessee	7 5	175 H	Lipscomb	12 6
			46 H	West Virginia	8 7	65 H	Indiana St.	4 21	179 A	Western Ky.	7 10
			46 H	West Virginia	4 10	69 H	Kent St.	5 14	179 A	Western Ky.	8 7
						80 A	Alabama	0 4	179 A	Western Ky.	3 2
						88 H	Charlotte	0 4	184 H	Memphis	5 6
						88 H	Charlotte	12 2	184 H	Memphis	7 6
						88 H	Charlotte	5 7	184 N	Memphis	4 6
						95 H	Rice	9 8	199 H	Marshall	4 9
						95 H	Rice	2 7	199 H	Marshall	4 6
						95 H	Rice	5 5	199 H	Marshall	0 11
						99 H	UTSA	7 13	246 A	Old Dominion	10 5
						99 H	UTSA	1 11	246 A	Old Dominion	5 2
						99 H	UTSA	12 5	246 A	Old Dominion	7 8
									266 A	Belmont	24 4
									266 H	Belmont	9 0
									283 H	Western Ill.	9 3
									283 H	Western Ill.	11 7
									283 H	Western Ill.	2 0
									290 H	Fairleigh Dickinson	11 6
			LAST 10 GAMES								
			60 A	Louisiana Tech	7 6	99 H	UTSA	12 5			
			60 A	Louisiana Tech	12 15	107 H	Austin Peay	10 4			
			60 A	Louisiana Tech	6 4	34 A	Southern Miss.	0 8			
			99 H	UTSA	7 13	34 A	Southern Miss.	2 11			
			99 H	UTSA	1 11	34 A	Southern Miss.	1 9			

Non-Div. I Games:

Middle Tenn.

Average RPI Win: 172		WON-LOST	WINNING	LAST 10	STRENGTH OF		OPP. STRENGTH	TEAM	ADJ	CONF.	ADJ CONF.
Average RPI Loss: 122		RECORD	PCT. RANK	GAMES	SCHEDULE		OF SCHEDULE	RPI	RPI	RPI	RPI
DIV. I ONLY		24-20-0	.54545	119	4-6-0		218	123	151	.49826	151
DIV. I NON-CONF.		17-8-0	.68	45	2-0-0		277	166	124	.51079	124
TOTALS		RPI 1-25	RPI 26-50		W-L RECORDS		RPI 51-100		RPI 101-150		RPI 150+
24-20-0	0-0-0	1-3-0		OVERALL		7-9-0		3-1-0		13-7-0	
11-7-0	0-0-0	1-2-0		HOME		1-0-0		2-1-0		7-4-0	
8-11-0	0-0-0	0-0-0		AWAY		3-9-0		0-0-0		5-2-0	
5-2-0	0-0-0	0-1-0		NEUTRAL		3-0-0		1-0-0		1-1-0	
17-8-0	0-0-0	0-0-0		NON-CONFERENCE		7-3-0		1-0-0		9-5-0	
6-3-0	0-0-0	0-0-0		HOME		1-0-0		0-0-0		5-3-0	
6-4-0	0-0-0	0-0-0		AWAY		3-3-0		0-0-0		3-1-0	
5-1-0	0-0-0	0-0-0		NEUTRAL		3-0-0		1-0-0		1-1-0	
7-12-0	0-0-0	1-3-0		CONFERENCE		0-6-0		2-1-0		4-2-0	
5-4-0	0-0-0	1-2-0		HOME		0-0-0		2-1-0		2-1-0	
2-7-0	0-0-0	0-0-0		AWAY		0-6-0		0-0-0		2-1-0	
0-1-0	0-0-0	0-1-0		NEUTRAL		0-0-0		0-0-0		0-0-0	
RPI S Opponent	Score	RPI S Opponent	Score	RPI S Opponent	Score	RPI S Opponent	Score	RPI S Opponent	Score	RPI S Opponent	Score
28 N Indiana	6 7	57 A Illinois	4 10	111 H Nebraska	8 4	111 H Nebraska	4 12	111 H Nebraska	4 2	145 N FIU	6 3
45 H Michigan	4 9	57 A Illinois	12 13	111 H Nebraska	4 2	145 N FIU	6 3	157 N Boston College	6 11	168 A Monmouth	7 6
45 H Michigan	1 6	62 A Purdue	4 9	157 N Boston College	6 11	168 A Monmouth	7 6	209 H Col umbi a	15 4	216 A Michigan St.	6 4
45 H Michigan	15 9	62 A Purdue	0 4	209 H Col umbi a	15 4	216 A Michigan St.	0 6	216 A Michigan St.	8 4	216 A Michigan St.	1 0
		62 A Purdue	0 1	216 A Michigan St.	8 4	216 A Michigan St.	8 4	237 H Penn St.	3 9	237 H Penn St.	4 1
		63 A FGCU	13 9	237 H Penn St.	3 9	237 H Penn St.	4 1	245 H Iona	3 12	246 A Old Domini on	7 6
		63 A FGCU	8 9	245 H Iona	3 12	246 A Old Domini on	9 6	246 A Old Domini on	3 4	248 H Lafayette	4 2
		63 A FGCU	6 3	246 A Old Domini on	9 6	248 H Lafayette	4 2	272 H Princeton	5 6	281 H La Salle	0 1
		70 A Mi ami (FL)	1 7	272 H Princeton	5 6	281 H La Salle	11 1	281 H La Salle	11 3	282 N St. Bonaventure	13 4
		70 A Mi ami (FL)	7 5	281 H La Salle	11 3	282 N St. Bonaventure	13 4	295 H Saint Peter's	17 0		
		70 A Mi ami (FL)	5 8	295 H Saint Peter's	17 0						
		74 H Wagner	11 4								
		93 N Army West Point	5 1								
		93 N Army West Point	15 7								
		93 N Army West Point	11 6								
LAST 10 GAMES				62 A Purdue	4 9	62 A Purdue	0 4	295 H Saint Peter's	17 0	111 H Nebraska	8 4
45 H Michigan	1 6	62 A Purdue	4 9	295 H Saint Peter's	17 0	111 H Nebraska	8 4	111 H Nebraska	4 12		
45 H Michigan	4 9	111 H Nebraska	8 4	111 H Nebraska	4 12						
45 H Michigan	15 9										
209 H Col umbi a	15 4										
62 A Purdue	0 1										

Non-Div. I Games:

Rutgers

Average RPI Win:		193	WON-LOST RECORD		WINNING PCT. RANK		LAST 10 GAMES		STRENGTH OF SCHEDULE		OPP. STRENGTH OF SCHEDULE		TEAM RPI		ADJ RPI		CONF. RPI		ADJ CONF. RPI	
DIV. I ONLY			26-22-0		.54167 123		5-5-0		170		187		152		.49809 152		24		24	
DIV. I NON-CONF.			15-12-0		.55556 110		1-3-0		103		169		92		.5221 92		21		21	
TOTALS		RPI 1-25		RPI 26-50		W-L RECORDS		RPI 51-100		RPI 101-150		RPI 150+								
26-22-0		1-2-0		0-3-0		OVERALL		2-2-0		4-8-0		19-7-0								
15-10-0		0-0-0		0-0-0		HOME		0-1-0		3-5-0		12-4-0								
8-11-0		1-2-0		0-3-0		AWAY		2-1-0		0-3-0		5-2-0								
3-1-0		0-0-0		0-0-0		NEUTRAL		0-0-0		1-0-0		2-1-0								
15-12-0		1-2-0		0-3-0		NON-CONFERENCE		2-2-0		2-1-0		10-4-0								
8-5-0		0-0-0		0-0-0		HOME		0-1-0		1-1-0		7-3-0								
4-6-0		1-2-0		0-0-		AWAY		2-1-0		0-0-0		1-0-0								
3-1-0		0-0-0		0-0-0		NEUTRAL		0-0-0		1-0-0		2-1-0								
11-10-0		0-0-0		0-0-0		CONFERENCE		0-0-0		2-7-0		9-3-0								
7-5-0		0-0-0		0-0-0		HOME		0-0-0		2-4-0		5-1-0								
4-5-0		0-0-0		0-0-0		AWAY		0-0-0		0-3-0		4-2-0								
0-0-0		0-0-0		0-0-0		NEUTRAL		0-0-0		0-0-0		0-0-0								
RPI	S	Opponent		Score		RPI	S	Opponent		Score		RPI	S	Opponent		Score				
3	A	North Carolina		1	0	44	A	Troy		4	6	71	A	Wake Forest		6	3			
19	A	Duke		4	13	44	A	Troy		3	6	71	A	Wake Forest		4	8			
19	A	Duke		4	10	44	A	Troy		0	6	96	A	Wofford		13	8			
												96	H	Wofford		4	7			
															119	H	High Point	8	13	
															119	H	High Point	5	6	
															119	H	High Point	4	2	
															124	H	Liberty	6	3	
															124	H	Liberty	8	14	
															124	H	Liberty	10	11	
															128	A	Campbel l	1	12	
															128	A	Campbel l	3	4	
															128	A	Campbel l	3	6	
															130	N	Navy	12	0	
															149	H	Ball St.	8	6	
															149	H	Ball St.	1	6	
															154	H	Furman	12	15	
															164	N	UMass Lowell	0	9	
															171	N	Georgetown	15	1	
															176	H	Appalachian St.	4	8	
															176	N	Appalachian St.	8	1	
															196	H	Winthrop	5	10	
															196	H	Winthrop	7	6	
															196	H	Winthrop	9	6	
															220	H	Quinnipiac	6	2	
															220	H	Quinnipiac	5	1	
															220	H	Quinnipiac	3	13	
															223	H	Siena	4	1	
															223	H	Siena	15	4	
															223	H	Siena	6	1	
															223	H	Siena	14	5	
															233	A	USC Upstate	8	2	
															233	H	USC Upstate	6	3	
															234	A	Radford	20	10	
															234	A	Radford	8	4	
															234	A	Radford	5	4	
															254	A	UNC Asheville	1	3	
															254	A	UNC Asheville	5	2	
LAST 10 GAMES																				
						19	A	Duke		4	10	176	N	Appalachian St.		8	1			
						19	A	Duke		4	13	276	H	Presbyterian		6	5			
						254	A	UNC Asheville		10	12	276	H	Presbyterian		5	4			
						254	A	UNC Asheville		1	3	276	H	Presbyterian		3	2			
						254	A	UNC Asheville		5	2	154	H	Furman		12	15			

Non-Div. I Games:

Gardner-Webb

RPI	S	Opponent	Score	
254	A	UNC Asheville	10	12
276	H	Presbyterian	6	5
276	H	Presbyterian	3	2
276	H	Presbyterian	5	4

G
a
r
d
n
e
r
-
W
e
b
b

G
a
r
d
n
e
r
-
W
e
b
b

Gardner-Webb

Average RPI Win:		132	WON-LOST RECORD		WINNING PCT. RANK		LAST 10 GAMES		STRENGTH OF SCHEDULE		OPP. STRENGTH OF SCHEDULE		TEAM RPI	ADJ RPI		CONF. RPI	ADJ CONF. RPI		
DIV. I ONLY			21-27-0		.4375 195		2-8-0		89		76		153	.49807 153		8	8		
DIV. I NON-CONF.			10-14-0		.41667 199		0-2-0		35		110		150	.50199 150		6	6		
TOTALS		RPI 1-25		RPI 26-50		W-L RECORDS		RPI 51-100		RPI 101-150		RPI 150+							
21-27-0		2-0-0		2-7-0		OVERALL		5-12-0		3-0-0		9-8-0							
15-11-0		1-0-0		1-1-0		HOME		2-3-0		3-0-0		8-7-0							
6-15-0		1-0-0		1-6-0		AWAY		3-8-0		0-0-0		1-1-0							
0-1-0		0-0-0		0-0-0		NEUTRAL		0-1-0		0-0-0		0-0-0							
10-14-0		2-0-0		1-5-0		NON-CONFERENCE		2-6-0		0-0-0		5-3-0							
8-6-0		1-0-0		1-1-0		HOME		2-3-0		0-0-0		4-2-0							
2-7-0		1-0-0		0-0-		AWAY		0-2-0		0-0-0		1-1-0							
0-1-0		0-0-0		0-0-0		NEUTRAL		0-1-0		0-0-0		0-0-0							
11-13-0		0-0-0		1-2-0		CONFERENCE		3-6-0		3-0-0		4-5-0							
7-5-0		0-0-0		0-0-0		HOME		0-0-0		3-0-0		4-5-0							
4-8-0		0-0-0		1-2-0		AWAY		3-6-0		0-0-0		0-0-0							
0-0-0		0-0-0		0-0-0		NEUTRAL		0-0-0		0-0-0		0-0-0							
RPI	S	Opponent		Score		RPI	S	Opponent		Score		RPI	S	Opponent		Score			
13	A	Texas A&M		5	1	27	A	Wichi ta St.		3	12	123	H	Georgi a St.		6	4		
14	H	Mi nnesota		13	5	27	A	Wi chi ta St.		1	5	123	H	Georgi a St.		12	10		
						27	A	Wi chi ta St.		4	5	123	H	Georgi a St.		6	5		
						41	H	Okl ahoma		5	11	176	H	Appal achi an St.		0	5		
						43	A	DBU		3	5	176	H	Appal achi an St.		4	6		
						43	H	DBU		7	2	176	H	Appal achi an St.		1	2		
						44	A	Troy		4	8	182	H	Arkansas St.		4	6		
						44	A	Troy		6	7	182	H	Arkansas St.		4	2		
						44	A	Troy		16	11	182	H	Arkansas St.		11	2		
												187	H	A&M-Corpus Christi		1	2		
												187	H	A&M-Corpus Christi		7	9		
												187	H	A&M-Corpus Christi		6	3		
												188	H	La. -Monroe		5	0		
												188	H	La. -Monroe		5	2		
												188	H	La. -Monroe		0	2		
												251	A	SFA		4	7		
												251	H	SFA		10	9		
												251	H	SFA		6	5		
												267	A	Abil ene Christi an		12	8		
												267	H	Abi lene Christi an		3	0		
LAST 10 GAMES																			
176 H Appal achi an St.						4	6	44 A Troy						6	7				
176 H Appal achi an St.						1	2	44 A Troy						4	8				
176 H Appal achi an St.						0	5	41 H Okl ahoma						5	11				
43 A DBU						3	5	72 A Ga. Southern						1	4				
44 A Troy						16	11	72 A Ga. Southern						5	2				

Non-Div. I Games:

UT Arlington

[illegible]

Non-Div. I Games:

Washington St.

Average RPI Win:		157	WON-LOST RECORD		WINNING PCT. RANK		LAST 10 GAMES		STRENGTH OF SCHEDULE		OPP. STRENGTH OF SCHEDULE		TEAM RPI		ADJ RPI		CONF. RPI		ADJ CONF. RPI	
DIV. I ONLY			21-24-0		.46667 166		7-3-0		130		144		156		.49617 156		9		9	
DIV. I NON-CONF.			10-12-0		.45455 173		2-2-0		231		255		222		.46716 222		9		9	
TOTALS		RPI 1-25		RPI 26-50		W-L RECORDS		RPI 51-100		RPI 101-150		RPI 150+								
21-24-0		0-0-0		0-2-0		OVERALL		4-8-0		6-5-0		11-9-0								
11-10-0		0-0-0		0-2-0		HOME		1-2-0		2-3-0		8-3-0								
9-14-0		0-0-0		0-0-0		AWAY		3-6-0		3-2-0		3-6-0								
1-0-0		0-0-0		0-0-0		NEUTRAL		0-0-0		1-0-0		0-0-0								
10-12-0		0-0-0		0-0-0		NON-CONFERENCE		0-0-0		2-3-0		8-9-0								
5-5-0		0-0-0		0-0-0		HOME		0-0-0		0-2-0		5-3-0								
4-7-0		0-0-0		0-0-		AWAY		0-0-0		1-1-0		3-6-0								
1-0-0		0-0-0		0-0-0		NEUTRAL		0-0-0		1-0-0		0-0-0								
11-12-0		0-0-0		0-2-0		CONFERENCE		4-8-0		4-2-0		3-0-0								
6-5-0		0-0-0		0-2-0		HOME		1-2-0		2-1-0		3-0-0								
5-7-0		0-0-0		0-0-0		AWAY		3-6-0		2-1-0		0-0-0								
0-0-0		0-0-0		0-0-0		NEUTRAL		0-0-0		0-0-0		0-0-0								
RPI	S	Opponent		Score		RPI	S	Opponent		Score		RPI	S	Opponent		Score				
				50	H	San Di ego St.	1		11		59	A	Nevada	9		10				
				50	H	San Di ego St.	2		7		59	A	Nevada	4		11				
											59	A	Nevada	4		14				
											59	H	Nevada	4		5				
											59	H	Nevada	6		3				
											59	H	Nevada	9		10				
											77	A	UNLV	10		8				
											77	A	UNLV	2		11				
											77	A	UNLV	8		5				
											89	A	Air Force	3		1				
											89	A	Air Force	4		5				
											89	A	Air Force	3		19				
													120	H	Saint Mary's (CA)	2		5		
													133	A	Fresno St.	7		11		
													133	A	Fresno St.	15		7		
													133	A	Fresno St.	10		7		
													133	H	Fresno St.	10		1		
													133	H	Fresno St.	3		6		
													133	H	Fresno St.	4		1		
													135	A	San Francisco	6		1		
													135	A	San Francisco	0		10		
													135	H	San Francisco	1		7		
													137	N	Sacramento St.	5		4		
													169	H	New Mexi co	6		5		
													169	H	New Mexi co	3		2		
													169	H	New Mexi co	5		4		
													172	H	Cal Poly	7		4		
													177	A	Santa Clara	9		3		
													177	H	Santa Clara	1		4		
													183	A	Paci fic	5		10		
													191	H	Utah	9		6		
													195	A	UC Santa Barbara	1		11		
													195	A	UC Santa Barbara	2		9		
													195	A	UC Santa Barbara	3		4		
													205	H	Northern Colo.	11		10		
													205	H	Northern Colo.	7		12		
													205	H	Northern Colo.	7		4		
													205	H	Northern Colo.	5		6		
													207	A	UC Davi s	3		7		
													240	A	UC Ri versi de	5		3		
													240	A	UC Ri versi de	7		8		
													240	A	UC Ri versi de	14		3		
													256	H	Dartmouth	4		3		
LAST 10 GAMES																				
				77	A	UNLV	10		8		169	H	New Mexi co	5		4				
				77	A	UNLV	8		5		169	H	New Mexi co	6		5				
				77	A	UNLV	2		11		240	A	UC Ri versi de	14		3				
				183	A	Paci fic	5		10		240	A	UC Ri versi de	5		3				
				169	H	New Mexi co	3		2		240	A	UC Ri versi de	7		8				

Non-Div. I Games:

San Jose St.

Average RPI Win:		153	WON-LOST RECORD		WINNING PCT. RANK		LAST 10 GAMES		STRENGTH OF SCHEDULE		OPP. STRENGTH OF SCHEDULE		TEAM RPI		ADJ RPI		CONF. RPI		ADJ CONF. RPI	
DIV. I ONLY			16-30-0		.34783 243		3-7-0		41		60		157		.49537 157		2		2	
DIV. I NON-CONF.			9-10-0		.47368 159		1-0-0		106		243		161		.49759 161		3		3	
TOTALS		RPI 1-25		RPI 26-50		W-L RECORDS		RPI 51-100		RPI 101-150		RPI 150+								
16-30-0		1-10-0		1-4-0		OVERALL		3-13-0		2-1-0		9-2-0								
7-15-0		0-4-0		1-3-0		HOME		1-6-0		2-1-0		3-1-0								
7-10-0		1-5-0		0-0-0		AWAY		2-4-0		0-0-0		4-1-0								
2-5-0		0-1-0		0-1-0		NEUTRAL		0-3-0		0-0-0		2-0-0								
9-10-0		0-2-0		0-2-0		NON-CONFERENCE		0-4-0		0-0-0		9-2-0								
3-4-0		0-1-0		0-1-0		HOME		0-1-0		0-0-0		3-1-0								
4-1-0		0-0-0		0-0-		AWAY		0-0-0		0-0-0		4-1-0								
2-5-0		0-1-0		0-1-0		NEUTRAL		0-3-0		0-0-0		2-0-0								
7-20-0		1-8-0		1-2-0		CONFERENCE		3-9-0		2-1-0		0-0-0								
4-11-0		0-3-0		1-2-0		HOME		1-5-0		2-1-0		0-0-0								
3-9-0		1-5-0		0-0-0		AWAY		2-4-0		0-0-0		0-0-0								
0-0-0		0-0-0		0-0-0		NEUTRAL		0-0-0		0-0-0		0-0-0								
RPI	S	Opponent		Score		RPI	S	Opponent		Score		RPI	S	Opponent		Score				
8	A	Clemson		2 10		26	H	Northeastern		4 7		71	H	Wake Forest		1 6				
8	A	Clemson		3 8		28	N	Indiana		0 4		71	H	Wake Forest		0 2				
8	A	Clemson		4 9		37	H	Louisville		3 11		71	H	Wake Forest		0 3				
10	H	Florida St.		1 6		37	H	Louisville		2 1		76	A	Virginia		3 7				
10	H	Florida St.		12 13		37	H	Louisville		1 6		76	A	Virginia		6 2				
10	H	Florida St.		7 13								76	A	Virginia		9 10				
14	N	Minnesota		1 14								82	H	Rhode Island		1 3				
17	A	NC State		7 13								91	N	Bryant		8 9				
17	A	NC State		11 3								92	A	Notre Dame		4 5				
17	A	NC State		1 2								92	A	Notre Dame		4 5				
18	H	UConn		0 4								92	A	Notre Dame		6 0				
												93	N	Army West Point		1 11				
												96	N	Wofford		10 12				
												97	H	Pittsburgh		4 9				
												97	H	Pittsburgh		4 6				
												97	H	Pittsburgh		8 0				
						LAST 10 GAMES														
						37	H	Louisville		2 1		92	A	Notre Dame		4 5				
						37	H	Louisville		3 11		164	A	UMass Lowell		9 4				
						37	H	Louisville		1 6		10	H	Florida St.		1 6				
						92	A	Notre Dame		4 5		10	H	Florida St.		7 13				
						92	A	Notre Dame		6 0		10	H	Florida St.		12 13				

Non-Div. I Games:

Boston College

Average RPI Win:		183	WON-LOST RECORD		WINNING PCT. RANK		LAST 10 GAMES		STRENGTH OF SCHEDULE		OPP. STRENGTH OF SCHEDULE		TEAM RPI		ADJ RPI		CONF. RPI		ADJ CONF. RPI				
DIV. I ONLY			27-21-0		.5625		107		6-4-0		222		95		158		.49483		158				
DIV. I NON-CONF.			13-17-0		.43333		190		2-2-0		199		10		216		.47085		216				
TOTALS		RPI 1-25		RPI 26-50				W-L RECORDS				RPI 51-100				RPI 101-150				RPI 150+			
27-21-0		0-0-0		0-6-0				OVERALL				6-4-0				3-3-0				18-8-0			
18-10-0		0-0-0		0-1-0				HOME				4-3-0				3-2-0				11-4-0			
8-11-0		0-0-0		0-5-0				AWAY				2-1-0				0-1-0				6-4-0			
1-0-0		0-0-0		0-0-0				NEUTRAL				0-0-0				0-0-0				1-0-0			
13-17-0		0-0-0		0-6-0				NON-CONFERENCE				6-4-0				1-2-0				6-5-0			
10-9-0		0-0-0		0-1-0				HOME				4-3-0				1-1-0				5-4-0			
2-8-0		0-0-0		0-0-				AWAY				2-1-0				0-1-0				0-1-0			
1-0-0		0-0-0		0-0-0				NEUTRAL				0-0-0				0-0-0				1-0-0			
14-4-0		0-0-0		0-0-0				CONFERENCE				0-0-0				2-1-0				12-3-0			
8-1-0		0-0-0		0-0-0				HOME				0-0-0				2-1-0				6-0-0			
6-3-0		0-0-0		0-0-0				AWAY				0-0-0				0-0-0				6-3-0			
0-0-0		0-0-0		0-0-0				NEUTRAL				0-0-0				0-0-0				0-0-0			
RPI	S	Opponent		Score		RPI	S	Opponent		Score		RPI	S	Opponent		Score		RPI	S	Opponent		Score	
				36	A	Arizona		6	20	57	A	Illinois		2	3	112	H	New Mexico St.		13	3		
				36	H	Arizona		1	16	57	A	Illinois		5	3	112	H	New Mexico St.		8	4		
				40	A	Cal St. Fullerton		0	2	57	A	Illinois		5	1	112	H	New Mexi co St.		1	13		
				40	A	Cal St. Fullerton		3	7	66	H	TCU		6	14	127	A	San Di ego		4	8		
				40	A	Cal St. Fullerton		2	10	66	H	TCU		9	8	148	H	CSUN		13	8		
				50	A	San Diego St.		4	5	66	H	TCU		2	3	148	H	CSUN		1	4		
										77	H	UNLV		5	3	155	H	Washington St.		4	5		
										77	H	UNLV		10	6	169	H	New Mexi co		4	10		
										100	H	Kansas		12	2	169	H	New Mexi co		7	3		
										100	H	Kansas		5	6	172	N	Cal Poly		5	1		
																186	H	Valparai so		7	11		
																186	H	Valparai so		6	12		
																205	A	Northern Colo.		9	6		
																205	A	Northern Colo.		4	7		
																205	A	Northern Colo.		18	1		
																222	A	CSU Bakersfi el d		8	5		
																222	A	CSU Bakersfi el d		7	9		
																222	A	CSU Bakersfi el d		13	4		
																237	H	Penn St.		8	1		
																237	H	Penn St.		8	7		
																237	H	Penn St.		8	7		
																240	A	UC Ri versi de		8	9		
																240	H	UC Ri versi de		6	1		
																241	A	UTRGV		5	0		
																241	A	UTRGV		8	3		
																241	A	UTRGV		1	9		
																243	H	Utah Valley		5	2		
																243	H	Utah Valley		5	2		
																243	H	Utah Valley		11	2		
																258	H	Chi cago St.		11	2		
																258	H	Chi cago St.		13	5		
																258	H	Chi cago St.		3	2		
LAST 10 GAMES				36	A	Ari zona		6	20	112	H	New Mexi co St.		1	13	112	H	New Mexi co St.		13	3		
				222	A	CSU Bakersfi el d		8	5	169	H	New Mexi co		4	10	169	H	New Mexi co		7	3		
				222	A	CSU Bakersfi el d		7	9	57	A	Illinois		5	3								
				222	A	CSU Bakersfi el d		13	4														
				112	H	New Mexi co St.		8	4														

Non-Div. I Games:

Grand Canyon

Average RPI Win:		131	WON-LOST RECORD		WINNING PCT. RANK		LAST 10 GAMES		STRENGTH OF SCHEDULE		OPP. STRENGTH OF SCHEDULE		TEAM RPI		ADJ RPI		CONF. RPI		ADJ CONF. RPI	
DIV. I ONLY			23-19-0		.54762 118		3-7-0		192		78		159		.49429 159		15		15	
DIV. I NON-CONF.			14-10-0		.58333 96		0-1-0		178		49		152		.50087 152		14		14	
TOTALS		RPI 1-25		RPI 26-50		W-L RECORDS		RPI 51-100		RPI 101-150		RPI 150+								
23-19-0		0-0-0		1-2-0		OVERALL		12-5-0		1-2-0		9-10-0								
17-11-0		0-0-0		0-0-0		HOME		9-2-0		1-2-0		7-7-0								
6-8-0		0-0-0		1-2-0		AWAY		3-3-0		0-0-0		2-3-0								
0-0-0		0-0-0		0-0-0		NEUTRAL		0-0-0		0-0-0		0-0-0								
14-10-0		0-0-0		0-0-0		NON-CONFERENCE		10-4-0		0-0-0		4-6-0								
13-6-0		0-0-0		0-0-0		HOME		9-2-0		0-0-0		4-4-0								
1-4-0		0-0-0		0-0-		AWAY		1-2-0		0-0-0		0-2-0								
0-0-0		0-0-0		0-0-0		NEUTRAL		0-0-0		0-0-0		0-0-0								
9-9-0		0-0-0		1-2-0		CONFERENCE		2-1-0		1-2-0		5-4-0								
4-5-0		0-0-0		0-0-0		HOME		0-0-0		1-2-0		3-3-0								
5-4-0		0-0-0		1-2-0		AWAY		2-1-0		0-0-0		2-1-0								
0-0-0		0-0-0		0-0-0		NEUTRAL		0-0-0		0-0-0		0-0-0								
RPI	S	Opponent	Score	RPI	S	Opponent	Score	RPI	S	Opponent	Score	RPI	S	Opponent	Score					
				40	A	Cal St. Fullerton	3 6	52	A	LSU	1 5	148	H	CSUN	5 3					
				40	A	Cal St. Fullerton	0 8	52	A	LSU	1 14	148	H	CSUN	7 12					
				40	A	Cal St. Fullerton	6 4	52	A	LSU	4 2	148	H	CSUN	0 2					
								84	H	Seton Hall	8 6	166	H	Loyola Marymount	2 4					
								84	H	Seton Hall	3 2	166	H	Loyola Marymount	4 0					
								84	H	Seton Hall	8 9	166	H	Loyola Marymount	5 3					
								84	H	Seton Hall	1 5	166	H	Loyola Marymount	0 3					
								87	A	UC Irvine	4 3	172	H	Cal Poly	0 16					
								87	A	UC Irvine	4 12	172	H	Cal Poly	9 10					
								87	A	UC Irvine	14 2	172	H	Cal Poly	6 2					
								89	H	Air Force	2 1	183	A	Pacific	1 10					
								89	H	Air Force	4 0	193	H	BYU	3 4					
								89	H	Air Force	4 1	193	H	BYU	8 3					
								94	H	Illinois St.	7 6	193	H	BYU	3 2					
								94	H	Illinois St.	7 6	193	H	BYU	3 4					
								94	H	Illinois St.	6 1	207	A	UC Davis	3 10					
								94	H	Illinois St.	7 3	207	A	UC Davis	8 5					
												207	A	UC Davis	5 3					
												222	A	CSU Bakersfield	3 4					
												240	H	UC Riverside	2 9					
												240	H	UC Riverside	5 4					
												240	H	UC Riverside	5 0					
LAST 10 GAMES				LAST 10 GAMES				LAST 10 GAMES				LAST 10 GAMES								
				172	H	Cal Poly	6 2	148	H	CSUN	5 3									
				172	H	Cal Poly	9 10	40	A	Cal St. Fullerton	0 8									
				172	H	Cal Poly	0 16	40	A	Cal St. Fullerton	6 4									
				148	H	CSUN	0 2	40	A	Cal St. Fullerton	3 6									
				148	H	CSUN	7 12	222	A	CSU Bakersfield	3 4									

Non-Div. I Games:

Hawai i

Average RPI Win: 216		WON-LOST	WINNING	LAST 10	STRENGTH OF	OPP. STRENGTH	TEAM	ADJ	CONF.	ADJ CONF.		
Average RPI Loss: 154		RECORD	PCT. RANK	GAMES	SCHEDULE	OF SCHEDULE	RPI	RPI	RPI	RPI		
DIV. I ONLY		20-19-0	.51282	141	6-4-0	257	217	160	.49404	160	27	27
DIV. I NON-CONF.		10-11-0	.47619	156	0-0-0	168	151	79	.53031	79	24	24
<hr/>												
TOTALS		RPI 1-25		RPI 26-50		W-L RECORDS		RPI 51-100		RPI 101-150		RPI 150+
20-19-0		0-0-0		1-1-0		OVERALL		0-1-0		3-8-0		16-9-0
4-2-0		0-0-0		0-0-0		HOME		0-0-0		0-0-0		4-2-0
15-17-0		0-0-0		1-1-0		AWAY		0-1-0		3-8-0		11-7-0
1-0-0		0-0-0		0-0-0		NEUTRAL		0-0-0		0-0-0		1-0-0
10-11-0		0-0-0		1-1-0		NON-CONFERENCE		0-1-0		2-6-0		7-3-0
0-0-0		0-0-0		0-0-0		HOME		0-0-0		0-0-0		0-0-0
9-11-0		0-0-0		1-0-		AWAY		0-1-0		2-6-0		6-3-0
1-0-0		0-0-0		0-0-0		NEUTRAL		0-0-0		0-0-0		1-0-0
10-8-0		0-0-0		0-0-0		CONFERENCE		0-0-0		1-2-0		9-6-0
4-2-0		0-0-0		0-0-0		HOME		0-0-0		0-0-0		4-2-0
6-6-0		0-0-0		0-0-0		AWAY		0-0-0		1-2-0		5-4-0
0-0-0		0-0-0		0-0-0		NEUTRAL		0-0-0		0-0-0		0-0-0
RPI	S	Opponent	Score	RPI	S	Opponent	Score	RPI	S	Opponent	Score	
				26	A	Northeastern	8 6					
				39	A	South Carolina	3 12					
								73	A	Davidson	3 13	
										105	A	Samford
										105	A	Samford
										105	A	Samford
										105	A	Samford
										112	A	New Mexico St.
										112	A	New Mexico St.
										112	A	New Mexico St.
										112	A	New Mexico St.
										143	A	Yale
										143	A	Yale
										143	A	Yale
										154	A	Furman
										154	A	Furman
										154	A	Furman
										154	A	Furman
										157	A	Boston College
										173	N	Holy Cross
										209	A	Columbia
										209	A	Columbia
										209	A	Columbia
										225	A	Cornell
										225	A	Cornell
										225	A	Cornell
										272	A	Princeton
										272	A	Princeton
										272	A	Princeton
										274	H	Brown
										274	H	Brown
										274	H	Brown
										275	H	Penn
										275	H	Penn
										275	H	Penn
										276	A	Presbyteri an
										276	A	Presbyteri an
LAST 10 GAMES				LAST 10 GAMES				LAST 10 GAMES				

Non-Div. I Games:

Harvard

RPI	S	Opponent	Score	
276	A	Presbyteri an	11	5
276	A	Presbyteri an	2	1

Harvard

H
a
r
v
a
r
d

H
a
r
v
a
r
d

Average RPI Win:		205	WON-LOST RECORD		WINNING PCT. RANK		LAST 10 GAMES		STRENGTH OF SCHEDULE		OPP. STRENGTH OF SCHEDULE		TEAM RPI		ADJ RPI		CONF. RPI		ADJ CONF. RPI	
DIV. I ONLY			18-21-0		.46154 173		3-7-0		195		242		161		.49364 161		7		7	
DIV. I NON-CONF.			13-11-0		.54167 117		1-3-0		286		293		212		.47518 211		10		10	
TOTALS		RPI 1-25		RPI 26-50		W-L RECORDS		RPI 51-100		RPI 101-150		RPI 150+								
18-21-0		2-4-0		0-0-0		OVERALL		2-2-0		2-3-0		12-12-0								
3-5-0		1-2-0		0-0-0		HOME		0-0-0		0-0-0		2-3-0								
15-15-0		1-2-0		0-0-0		AWAY		2-2-0		2-2-0		10-9-0								
0-1-0		0-0-0		0-0-0		NEUTRAL		0-0-0		0-1-0		0-0-0								
13-11-0		0-0-0		0-0-0		NON-CONFERENCE		1-0-0		2-3-0		10-8-0								
1-1-0		0-0-0		0-0-0		HOME		0-0-0		0-0-0		1-1-0								
12-9-0		0-0-0		0-0-		AWAY		1-0-0		2-2-0		9-7-0								
0-1-0		0-0-0		0-0-0		NEUTRAL		0-0-0		0-1-0		0-0-0								
5-10-0		2-4-0		0-0-0		CONFERENCE		1-2-0		0-0-0		2-4-0								
2-4-0		1-2-0		0-0-0		HOME		0-0-0		0-0-0		1-2-0								
3-6-0		1-2-0		0-0-0		AWAY		1-2-0		0-0-0		1-2-0								
0-0-0		0-0-0		0-0-0		NEUTRAL		0-0-0		0-0-0		0-0-0								
RPI	S	Opponent		Score		RPI	S	Opponent		Score		RPI	S	Opponent		Score				
12	H	Stetson		1 9								106	N	Marist		5 9				
12	H	Stetson		1 2								63	A	FGCU		1 3				
12	H	Stetson		8 1								63	A	FGCU		4 3				
21	A	Jacksonville		2 10								84	A	Seton Hall		10 4				
21	A	Jacksonville		1 7								130	A	Navy		0 4				
21	A	Jacksonville		3 2								130	A	Navy		7 1				
												175	A	Lipscomb		6 10				
												175	A	Lipscomb		0 7				
												175	A	Lipscomb		4 3				
												214	A	Fairfield		4 9				
												221	A	Saint Joseph's		0 3				
												221	H	Saint Joseph's		1 8				
												229	A	N.C. Central		5 13				
												229	A	N.C. Central		2 11				
												229	A	N.C. Central		3 4				
												233	H	USC Upstate		7 3				
												233	H	USC Upstate		7 9				
												233	H	USC Upstate		1 9				
												237	A	Penn St.		8 6				
												237	A	Penn St.		3 5				
												237	A	Penn St.		3 4				
												273	A	Coppin St.		8 7				
												280	A	Villanova		1 0				
												280	A	Villanova		3 2				
												295	A	Saint Peter's		6 4				
												295	H	Saint Peter's		11 3				
												296	A	UMES		5 2				
												296	A	UMES		7 0				
												296	A	UMES		12 1				
												296	A	UMES		8 4				
LAST 10 GAMES						LAST 10 GAMES						LAST 10 GAMES								
221	A	Saint Joseph's		0 3		21	A	Jacksonville		2 10										
221	H	Saint Joseph's		1 8		84	A	Seton Hall		10 4										
214	A	Fairfield		4 9		12	H	Stetson		8 1										
21	A	Jacksonville		3 2		12	H	Stetson		1 2										
21	A	Jacksonville		1 7		12	H	Stetson		1 9										

Non-Div. I Games:

NJIT

Average RPI Win: 172		WON-LOST	WINNING	LAST 10	STRENGTH OF		OPP. STRENGTH	TEAM	ADJ	CONF.	ADJ CONF.			
Average RPI Loss: 116		RECORD	PCT. RANK	GAMES	SCHEDULE		OF SCHEDULE	RPI	RPI	RPI	RPI			
DIV. I ONLY		21-24-0	.46667	166	2-8-0		103	160	162	.49353	162	13	13	
DIV. I NON-CONF.		15-12-0	.55556	110	1-3-0		176	216	144	.50429	144	15	15	
TOTALS		RPI 1-25	RPI 26-50		W-L RECORDS		RPI 51-100		RPI 101-150		RPI 150+			
21-24-0		0-1-0	1-2-0		OVERALL		1-5-0		6-10-0		13-6-0			
13-14-0		0-0-0	1-2-0		HOME		0-0-0		2-8-0		10-4-0			
8-10-0		0-1-0	0-0-0		AWAY		1-5-0		4-2-0		3-2-0			
0-0-0		0-0-0	0-0-0		NEUTRAL		0-0-0		0-0-0		0-0-0			
15-12-0		0-1-0	0-0-0		NON-CONFERENCE		1-2-0		5-5-0		9-4-0			
8-7-0		0-0-0	0-0-0		HOME		0-0-0		1-3-0		7-4-0			
7-5-0		0-1-0	0-0-		AWAY		1-2-0		4-2-0		2-0-0			
0-0-0		0-0-0	0-0-0		NEUTRAL		0-0-0		0-0-0		0-0-0			
6-12-0		0-0-0	1-2-0		CONFERENCE		0-3-0		1-5-0		4-2-0			
5-7-0		0-0-0	1-2-0		HOME		0-0-0		1-5-0		3-0-0			
1-5-0		0-0-0	0-0-0		AWAY		0-3-0		0-0-0		1-2-0			
0-0-0		0-0-0	0-0-0		NEUTRAL		0-0-0		0-0-0		0-0-0			
RPI	S	Opponent	Score		RPI	S	Opponent	Score		RPI	S	Opponent	Score	
17	A	NC State	4	6	26	H	Northeastern	2	10	64	A	Tennessee	1	10
					26	H	Northeastern	1	8	64	A	Tennessee	21	2
					26	H	Northeastern	6	3	75	A	Col. of Charleston	1	2
										75	A	Col. of Charleston	4	6
										75	A	Col. of Charleston	2	3
										76	A	Vi rgi ni a	2	3

Non-Div. I Games:

James Madison

James Madison

Average RPI Win:		186	WON-LOST RECORD		WINNING PCT. RANK		LAST 10 GAMES		STRENGTH OF SCHEDULE		OPP. STRENGTH OF SCHEDULE		TEAM RPI		ADJ RPI		CONF. RPI		ADJ CONF. RPI					
DIV. I ONLY			28-16-0		.63636		59		4-5-0		251		155		163		.49312		163		21		21	
DIV. I NON-CONF.			17-9-0		.65385		56		1-2-0		276		96		186		.48351		185		25		25	
TOTALS		RPI 1-25		RPI 26-50		W-L RECORDS		RPI 51-100		RPI 101-150		RPI 150+												
28-16-0		0-0-0		0-0-0		OVERALL		7-5-0		2-4-0		19-7-0												
19-10-0		0-0-0		0-0-0		HOME		5-3-0		0-0-0		14-7-0												
7-5-0		0-0-0		0-0-0		AWAY		1-1-0		2-4-0		4-0-0												
2-1-0		0-0-0		0-0-0		NEUTRAL		1-1-0		0-0-0		1-0-0												
17-9-0		0-0-0		0-0-0		NON-CONFERENCE		7-5-0		0-0-0		10-4-0												
13-7-0		0-0-0		0-0-0		HOME		5-3-0		0-0-0		8-4-0												
2-1-0		0-0-0		0-0-		AWAY		1-1-0		0-0-0		1-0-0												
2-1-0		0-0-0		0-0-0		NEUTRAL		1-1-0		0-0-0		1-0-0												
11-7-0		0-0-0		0-0-0		CONFERENCE		0-0-0		2-4-0		9-3-0												
6-3-0		0-0-0		0-0-0		HOME		0-0-0		0-0-0		6-3-0												
5-4-0		0-0-0		0-0-0		AWAY		0-0-0		2-4-0		3-0-0												
0-0-0		0-0-0		0-0-0		NEUTRAL		0-0-0		0-0-0		0-0-0												
RPI	S	Opponent	Score	RPI	S	Opponent	Score	RPI	S	Opponent	Score	RPI	S	Opponent	Score									
								78	A	Washington	8 3	112	A	New Mexico St.	6 12									
								78	H	Washington	2 7	112	A	New Mexico St.	5 4									
								79	H	Gonzaga	6 4	112	A	New Mexico St.	2 12									
								82	H	Rhode Island	5 4	137	A	Sacramento St.	1 10									
								82	H	Rhode Island	1 8	137	A	Sacramento St.	4 3									
								82	H	Rhode Island	2 1	137	A	Sacramento St.	1 5									
								82	H	Rhode Island	2 4	155	H	Washington St.	4 3									
								83	A	Oregon	0 14	183	H	Pacific	5 3									
								84	N	Seton Hall	9 14	183	H	Pacific	11 2									
								89	H	Air Force	11 5	183	H	Pacific	6 5									
								89	H	Air Force	4 1	183	H	Pacific	5 8									
								92	N	Notre Dame	11 7	198	A	Portland	9 6									
												198	H	Portland	2 13									
												205	H	Northern Colo.	8 1									
												205	H	Northern Colo.	6 7									
												205	H	Northern Colo.	6 5									
												219	H	Albany (NY)	4 6									
												219	H	Albany (NY)	12 4									
												219	H	Albany (NY)	6 7									
												222	H	CSU Bakersfield	8 6									
												222	H	CSU Bakersfield	5 7									
												222	H	CSU Bakersfield	10 4									
												241	H	UTRGV	4 3									
												241	H	UTRGV	2 6									
												241	H	UTRGV	12 8									
												258	A	Chicago St.	10 0									
												258	A	Chicago St.	13 1									

Non-Div. I Games:	British Colum. (CAN)	4	2	Puget Sound	9	2
--------------------------	-----------------------------	----------	----------	--------------------	----------	----------

Seattle U

Average RPI Win: 193		WON-LOST RECORD		WINNING PCT. RANK		LAST 10 GAMES		STRENGTH OF SCHEDULE		OPP. STRENGTH OF SCHEDULE		TEAM RPI		ADJ RPI		CONF. RPI		ADJ CONF. RPI							
DIV. I ONLY		20-24-0		.45455 181		5-5-0		196		185		164		.49223 164		22		22							
DIV. I NON-CONF.		9-14-0		.3913 210		0-2-0		140		90		145		.504 145		19		19							
TOTALS		RPI 1-25		RPI 26-50		W-L RECORDS		RPI 51-100		RPI 101-150		RPI 150+													
20-24-0		0-1-0		0-4-0		OVERALL		1-2-0		2-3-0		17-14-0													
5-3-0		0-1-0		0-0-0		HOME		0-0-0		0-0-0		5-2-0													
10-18-0		0-0-0		0-4-0		AWAY		1-2-0		0-1-0		9-11-0													
5-3-0		0-0-0		0-0-0		NEUTRAL		0-0-0		2-2-0		3-1-0													
9-14-0		0-1-0		0-4-0		NON-CONFERENCE		1-2-0		2-3-0		6-4-0													
0-2-0		0-1-0		0-0-0		HOME		0-0-0		0-0-0		0-1-0													
6-10-0		0-0-0		0-0-		AWAY		1-2-0		0-1-0		5-3-0													
3-2-0		0-0-0		0-0-0		NEUTRAL		0-0-0		2-2-0		1-0-0													
11-10-0		0-0-0		0-0-0		CONFERENCE		0-0-0		0-0-0		11-10-0													
5-1-0		0-0-0		0-0-0		HOME		0-0-0		0-0-0		5-1-0													
4-8-0		0-0-0		0-0-0		AWAY		0-0-0		0-0-0		4-8-0													
2-1-0		0-0-0		0-0-0		NEUTRAL		0-0-0		0-0-0		2-1-0													
RPI	S	Opponent	Score		RPI	S	Opponent	Score		RPI	S	Opponent	Score		RPI	S	Opponent	Score							
18	H	UConn	7	14	26	A	Northeastern	2	4	71	A	Wake Forest	1	8	106	A	Marist	7	8						
					42	A	Vanderbilt	2	9	71	A	Wake Forest	7	14	141	N	Morehead St.	12	6						
					42	A	Vanderbilt	0	15	71	A	Wake Forest	5	3	141	N	Morehead St.	2	1						
					42	A	Vanderbilt	2	15						149	N	Ball St.	3	4						
															149	N	Ball St.	5	8						
															152	N	Gardner-Webb	9	0						
															157	H	Boston College	4	9						
															162	A	James Madison	5	6						
															162	A	James Madison	4	5						
															162	A	James Madison	7	6						
															165	A	VMI	3	6						
															165	A	VMI	8	4						
															165	A	VMI	9	5						
															181	A	Stony Brook	8	9						
															181	A	Stony Brook	6	5						
															181	A	Stony Brook	5	6						
															190	A	Hartford	3	6						
															190	A	Hartford	7	6						
															190	A	Hartford	9	13						
															211	H	UMBC	3	1						
															211	H	UMBC	9	2						
															211	H	UMBC	8	0						
															213	A	Binghamton	1	5						
															213	A	Binghamton	0	3						
															213	A	Binghamton	2	10						
															219	A	Albany (NY)	12	4						
															219	A	Albany (NY)	8	2						
															219	A	Albany (NY)	1	7						
															219	N	Albany (NY)	0	1						
															219	N	Albany (NY)	1	0						
															219	N	Albany (NY)	3	2						
															236	H	Maine	9	8						
															236	H	Maine	4	9						
															236	H	Maine	1	0						
LAST 10 GAMES					219 A Hartford					3	6	190 A Hartford					9	13	157 H Boston College					4	9
					219 A Albany (NY)					8	2	236 H Maine					9	8	236 H Maine					1	0
					219 A Albany (NY)					1	7	236 H Maine					1	0	236 H Maine					4	9
					219 A Albany (NY)					12	4	190 A Hartford					7	6							
					26 A Northeastern					2	4														
					190 A Hartford					7	6														

Non-Div. I Games:

UMass Lowell

RPI	S	Opponent	Score	
256	A	Dartmouth	12	8
259	A	Massachusetts	4	1

U
M
a
s
s
L
o
w
e
l
l

U
M
a
s
s
L
o
w
e
l
l

UMass Lowell I

RPI	S	Opponent	Score
260	H	Western Caro.	11 7
260	H	Western Caro.	12 9
260	H	Western Caro.	5 4

Average RPI Win:		157	WON-LOST RECORD		WINNING PCT. RANK		LAST 10 GAMES		STRENGTH OF SCHEDULE		OPP. STRENGTH OF SCHEDULE		TEAM RPI		ADJ RPI		CONF. RPI		ADJ CONF. RPI	
DIV. I ONLY			21-24-0		.46667 166		4-6-0		169		94		166		.49184 166		14		14	
DIV. I NON-CONF.			9-15-0		.375 218		2-2-0		171		65		220		.46866 220		13		13	
TOTALS		RPI 1-25		RPI 26-50		W-L RECORDS		RPI 51-100		RPI 101-150		RPI 150+								
21-24-0		0-0-0		0-2-0		OVERALL		2-9-0		7-6-0		12-7-0								
12-8-0		0-0-0		0-1-0		HOME		1-3-0		6-2-0		5-2-0								
9-14-0		0-0-0		0-1-0		AWAY		1-4-0		1-4-0		7-5-0								
0-2-0		0-0-0		0-0-0		NEUTRAL		0-2-0		0-0-0		0-0-0								
9-15-0		0-0-0		0-2-0		NON-CONFERENCE		1-7-0		1-3-0		7-3-0								
6-5-0		0-0-0		0-1-0		HOME		1-3-0		1-1-0		4-0-0								
3-8-0		0-0-0		0-0-		AWAY		0-2-0		0-2-0		3-3-0								
0-2-0		0-0-0		0-0-0		NEUTRAL		0-2-0		0-0-0		0-0-0								
12-9-0		0-0-0		0-0-0		CONFERENCE		1-2-0		6-3-0		5-4-0								
6-3-0		0-0-0		0-0-0		HOME		0-0-0		5-1-0		1-2-0								
6-6-0		0-0-0		0-0-0		AWAY		1-2-0		1-2-0		4-2-0								
0-0-0		0-0-0		0-0-0		NEUTRAL		0-0-0		0-0-0		0-0-0								
RPI	S	Opponent	Score	RPI	S	Opponent	Score	RPI	S	Opponent	Score	RPI	S	Opponent	Score					
				31	A	UCLA	1 12	65	N	Indiana St.	2 8	103	H	Pepperdi ne	2 6					
				31	H	UCLA	1 13	77	A	UNLV	10 11	103	H	Pepperdi ne	5 3					
								79	A	Gonzaga	1 11	103	H	Pepperdi ne	4 3					
								79	A	Gonzaga	5 2	113	A	Long Beach St.	6 9					
								79	A	Gonzaga	3 5	113	H	Long Beach St.	5 4					
								83	H	Oregon	7 9	115	A	Southern Cal i forni a	2 3					
								83	H	Oregon	4 2	115	H	Southern Cal i forni a	1 6					
								83	H	Oregon	1 2	127	A	San Di ego	4 11					
								83	N	Oregon	1 6	127	A	San Di ego	4 3					
								87	A	UC Irvi ne	2 10	127	A	San Di ego	6 18					
								87	H	UC Irvi ne	5 6	135	H	San Franci sco	6 3					
												135	H	San Franci sco	4 3					
												135	H	San Franci sco	6 3					
												159	A	Hawai i	3 5					
												159	A	Hawai i	4 2					
												159	A	Hawai i	3 0					
												159	A	Hawai i	0 4					
												183	A	Paci fi c	5 7					
												183	A	Paci fi c	2 3					
												183	A	Paci fi c	13 4					
												186	H	Val parai so	15 5					
												186	H	Val parai so	10 3					
												186	H	Val parai so	7 4					
												193	A	BYU	7 4					
												193	A	BYU	9 4					
												193	A	BYU	9 8					
				LAST 10 GAMES								195	A	UC Santa Barbara	4 13					
				222	A	CSU Bakersfi el d	10 0	198	H	Portl and	8 2	198	H	Portl and	1 2					
				79	A	Gonzaga	1 11	198	H	Portl and	1 2	198	H	Portl and	8 2					
				79	A	Gonzaga	3 5	198	H	Portl and	1 6	198	H	Portl and	1 6					
				79	A	Gonzaga	5 2	115	H	Southern Cal i forni a	1 6	222	A	CSU Bakersfi el d	10 0					
				222	H	CSU Bakersfi el d	4 1	113	A	Long Beach St.	6 9	222	H	CSU Bakersfi el d	4 1					

Non-Div. I Games:

Loyola Marymount

Average RPI Win:		201	WON-LOST RECORD		WINNING PCT. RANK		LAST 10 GAMES		STRENGTH OF SCHEDULE		OPP. STRENGTH OF SCHEDULE		TEAM RPI		ADJ RPI		CONF. RPI		ADJ CONF. RPI					
DIV. I ONLY			28-16-0		.63636		59		7-3-0		281		167		167		.49166		167		23		23	
DIV. I NON-CONF.			14-7-0		.66667		50		1-1-0		283		69		139		.50609		139		23		23	
TOTALS		RPI 1-25		RPI 26-50		W-L RECORDS		RPI 51-100		RPI 101-150		RPI 150+												
28-16-0		0-1-0		0-0-0		OVERALL		0-0-0		11-7-0		17-8-0												
15-5-0		0-0-0		0-0-0		HOME		0-0-0		4-2-0		11-3-0												
11-10-0		0-1-0		0-0-0		AWAY		0-0-0		5-5-0		6-4-0												
2-1-0		0-0-0		0-0-0		NEUTRAL		0-0-0		2-0-0		0-1-0												
14-7-0		0-1-0		0-0-0		NON-CONFERENCE		0-0-0		8-6-0		6-0-0												
8-2-0		0-0-0		0-0-0		HOME		0-0-0		3-2-0		5-0-0												
4-5-0		0-1-0		0-0-		AWAY		0-0-0		3-4-0		1-0-0												
2-0-0		0-0-0		0-0-0		NEUTRAL		0-0-0		2-0-0		0-0-0												
14-9-0		0-0-0		0-0-0		CONFERENCE		0-0-0		3-1-0		11-8-0												
7-3-0		0-0-0		0-0-0		HOME		0-0-0		1-0-0		6-3-0												
7-5-0		0-0-0		0-0-0		AWAY		0-0-0		2-1-0		5-4-0												
0-1-0		0-0-0		0-0-0		NEUTRAL		0-0-0		0-0-0		0-1-0												
RPI	S	Opponent		Score		RPI	S	Opponent		Score		RPI	S	Opponent		Score								
15	A	Kentucky		7 13										104 H Cincinnati		7 2								
														104 H Cincinnati		9 8								
														117 A Arizona St.		4 2								
														117 A Arizona St.		3 7								
														117 A Arizona St.		16 8								
														117 A Arizona St.		1 11								
														118 A Xavier		3 13								
														118 H Xavier		2 5								
														118 H Xavier		1 2								
														118 H Xavier		6 5								
														128 A Campbell I		8 6								
														139 A Butler		3 4								
														143 N Yale		4 3								
														143 N Yale		2 1								
														149 A Ball St.		17 6								
														149 A Ball St.		12 13								
														149 A Ball St.		6 5								
														149 H Ball St.		5 3								
														197 A Eastern Mich.		3 1								
														197 A Eastern Mich.		0 4								
														197 A Eastern Mich.		4 3								
														202 H Toledo		7 6								
														202 H Toledo		8 7								
														202 H Toledo		4 8								
														212 A Northern Ill.		5 1								
														212 A Northern Ill.		1 2								
														212 A Northern Ill.		2 5								
														217 A Western Mich.		3 1								
														217 A Western Mich.		1 6								
														217 A Western Mich.		10 6								
														217 N Western Mich.		2 4								
														264 H Ohio		6 1								
														264 H Ohio		4 2								
														264 H Ohio		3 4								

Non-Div. I Games:	Indiana Tech	11	10
--------------------------	---------------------	-----------	-----------

Mi ami (OH)

RPI	S	Opponent	Score	
269	A	Northern Ky.	11	9
269	H	Northern Ky.	10	2
269	H	Northern Ky.	2	0
279	H	Bowling Green	8	5
279	H	Bowling Green	9	10
279	H	Bowling Green	7	0
286	H	Rider	6	0
286	H	Rider	5	1
286	H	Rider	2	1

Miami (OH)

M
i
a
m
i
(
O
H
)

M
i
a
m
i
(
O
H
)

Average RPI Win:	216	WON-LOST RECORD	WINNING PCT. RANK	LAST 10 GAMES	STRENGTH OF SCHEDULE	OPP. STRENGTH OF SCHEDULE	TEAM RPI	ADJ RPI	CONF. RPI	ADJ CONF. RPI									
Average RPI Loss:	147																		
DIV. I ONLY	24-21-0	.53333	128	9-1-0	227	265	168	.49133	168	28	28								
DIV. I NON-CONF.	12-15-0	.44444	181	2-1-0	205	236	197	.48093	196	27	27								
<hr/>																			
TOTALS	RPI 1-25	RPI 26-50		W-L RECORDS		RPI 51-100		RPI 101-150		RPI 150+									
24-21-0	0-0-0	0-4-0		OVERALL		1-0-0		3-7-0		20-10-0									
10-4-0	0-0-0	0-0-0		HOME		0-0-0		0-1-0		10-3-0									
12-14-0	0-0-0	0-3-0		AWAY		1-0-0		3-5-0		8-6-0									
2-3-0	0-0-0	0-1-0		NEUTRAL		0-0-0		0-1-0		2-1-0									
<hr/>																			
12-15-0	0-0-0	0-4-0		NON-CONFERENCE		1-0-0		2-5-0		9-6-0									
5-3-0	0-0-0	0-0-0		HOME		0-0-0		0-1-0		5-2-0									
5-9-0	0-0-0	0-0-		AWAY		1-0-0		2-3-0		2-3-0									
2-3-0	0-0-0	0-1-0		NEUTRAL		0-0-0		0-1-0		2-1-0									
<hr/>																			
12-6-0	0-0-0	0-0-0		CONFERENCE		0-0-0		1-2-0		11-4-0									
5-1-0	0-0-0	0-0-0		HOME		0-0-0		0-0-0		5-1-0									
7-5-0	0-0-0	0-0-0		AWAY		0-0-0		1-2-0		6-3-0									
0-0-0	0-0-0	0-0-0		NEUTRAL		0-0-0		0-0-0		0-0-0									
<hr/>																			
RPI	S	Opponent	Score	RPI	S	Opponent	Score	RPI	S	Opponent	Score								
				35	N	St. John's (NY)	0 3					106	A	Marist	3 4				
				43	A	DBU	4 15					84	A	Seton Hall	10 3	106	A	Marist	13 6
				43	A	DBU	4 7					106	A	Marist	3 5				
				43	A	DBU	3 5					125	A	George Washington	6 18				
												125	A	George Washington	7 3				
												125	A	George Washington	4 6				
												131	A	Hofstra	10 3				
												131	H	Hofstra	6 14				
												142	A	Richmond	6 7				
												143	N	Yale	4 11				
								151	H	Rutgers	6 7								
								174	A	Delaware	6 7								
								174	A	Delaware	1 2								
								174	A	Delaware	15 2								
								189	H	Canisius	5 7								
								189	H	Canisius	4 2								
								189	H	Canisius	9 3								
								192	H	Manhattan	17 7								
								192	H	Manhattan	1 0								
								192	H	Manhattan	6 1								
								203	N	Lehigh	3 10								
								209	H	Columbia	9 3								
								211	N	UMBC	17 5								
								220	A	Quinnipiac	3 4								
								220	A	Quinnipiac	3 4								
								220	A	Quinnipiac	3 8								
								236	H	Maine	10 15								
								236	H	Maine	7 3								
								237	N	Penn St.	9 8								
								248	A	Lafayette	5 11								
								252	H	Sacred Heart	3 2								
								255	A	Niagara	8 5								
								255	A	Niagara	6 1								
								255	A	Niagara	8 7								

Non-Div. I Games:

Monmouth

RPI	S	Opponent	Score	
272	A	Princeton	7	1
272	H	Princeton	2	1
275	H	Penn	3	1
295	A	Saint Peter's	5	0
295	A	Saint Peter's	22	10
295	A	Saint Peter's	7	1

Monmouth

Monmouth

Monmouth

Average RPI Win:		133	WON-LOST RECORD		WINNING PCT. RANK		LAST 10 GAMES		STRENGTH OF SCHEDULE		OPP. STRENGTH OF SCHEDULE		TEAM RPI		ADJ RPI		CONF. RPI		ADJ CONF. RPI				
DIV. I ONLY			16-31-1		.34375	245	2-8-0		30		138		169		.49124		169	9		9			
DIV. I NON-CONF.			7-13-1		.35714	226	1-3-0		27		212		164		.49383		164	9		9			
TOTALS		RPI 1-25		RPI 26-50			W-L RECORDS			RPI 51-100			RPI 101-150			RPI 150+							
16-31-1		0-4-0		3-4-0			OVERALL			5-9-0			1-9-0			7-5-1							
9-13-1		0-1-0		1-3-0			HOME			5-4-0			0-5-0			3-0-1							
4-15-0		0-1-0		2-1-0			AWAY			0-4-0			1-3-0			1-5-0							
3-3-0		0-2-0		0-0-0			NEUTRAL			0-1-0			0-0-0			3-0-0							
7-13-1		0-4-0		0-1-0			NON-CONFERENCE			0-2-0			0-4-0			7-2-1							
3-4-1		0-1-0		0-1-0			HOME			0-0-0			0-2-0			3-0-1							
1-6-0		0-1-0		0-0-			AWAY			0-1-0			0-2-0			1-2-0							
3-3-0		0-2-0		0-0-0			NEUTRAL			0-1-0			0-0-0			3-0-0							
9-18-0		0-0-0		3-3-0			CONFERENCE			5-7-0			1-5-0			0-3-0							
6-9-0		0-0-0		1-2-0			HOME			5-4-0			0-3-0			0-0-0							
3-9-0		0-0-0		2-1-0			AWAY			0-3-0			1-2-0			0-3-0							
0-0-0		0-0-0		0-0-0			NEUTRAL			0-0-0			0-0-0			0-0-0							
RPI	S	Opponent		Score		RPI	S	Opponent		Score		RPI	S	Opponent		Score		RPI	S	Opponent		Score	
7	N	Oregon St.		2	5	36	H	Arizona		6	16	59	A	Nevada		2	15	103	A	Pepperdine		7	11
7	N	Oregon St.		3	15	50	A	San Diego St.		9	5	59	A	Nevada		2	5	112	A	New Mexico St.		2	13
9	A	Texas Tech		2	7	50	A	San Diego St.		2	3	59	A	Nevada		1	14	112	H	New Mexico St.		1	9
9	H	Texas Tech		9	20	50	A	San Diego St.		5	4	59	H	Nevada		5	9	112	H	New Mexico St.		3	4
						50	H	San Diego St.		3	7	59	H	Nevada		8	5	133	A	Fresno St.		5	4
						50	H	San Diego St.		5	11	59	H	Nevada		8	13	133	A	Fresno St.		4	5
						50	H	San Diego St.		4	3	61	A	Houston		0	1	133	A	Fresno St.		1	5
												77	H	UNLV		8	5	133	H	Fresno St.		5	15
												77	H	UNLV		11	2	133	H	Fresno St.		6	7
												77	H	UNLV		3	8	133	H	Fresno St.		6	11
												79	N	Gonzaga		3	4	156	A	San Jose St.		2	3
												89	H	Air Force		7	4	156	A	San Jose St.		5	6
												89	H	Air Force		4	10	156	A	San Jose St.		4	5
												89	H	Air Force		12	11	158	A	Grand Canyon		3	7
																		158	A	Grand Canyon		10	4
																		172	A	Cal Poly		4	5
																		172	N	Cal Poly		3	1
																		209	N	Columbia		10	9
																		209	N	Columbia		3	1
																		235	H	Central Mich.		8	7
																		235	H	Central Mich.		6	0
																		235	H	Central Mich.		20	9
																		235	H	Central Mich.		6	6
LAST 10 GAMES																							
						112	H	New Mexico St.		3	4	156	A	San Jose St.		2	3						
						50	H	San Diego St.		3	7	156	A	San Jose St.		4	5						
						50	H	San Diego St.		4	3	156	A	San Jose St.		5	6						
						50	H	San Diego St.		5	11	158	A	Grand Canyon		10	4						
						112	A	New Mexico St.		2	13	158	A	Grand Canyon		3	7						

Non-Div. I Games:

New Mexico

Average RPI Win: 197		WON-LOST	WINNING	LAST 10	STRENGTH OF		OPP. STRENGTH	TEAM	ADJ		CONF.	ADJ CONF.		
Average RPI Loss: 148		RECORD	PCT. RANK	GAMES	SCHEDULE		OF SCHEDULE	RPI	RPI		RPI	RPI		
DIV. I ONLY		26-23-0	.53061	135	7-3-0		238	183	170		.49074	170	19	19
DIV. I NON-CONF.		11-14-0	.44	184	2-0-0		179	167	167		.49129	167	17	17
TOTALS		RPI 1-25	RPI 26-50		W-L RECORDS		RPI 51-100		RPI 101-150		RPI 150+			
26-23-0		0-1-0	1-1-0		OVERALL		1-2-0		7-11-0		17-8-0			
14-6-0		0-0-0	0-0-0		HOME		0-0-0		3-2-0		11-4-0			
12-15-0		0-1-0	1-1-0		AWAY		1-2-0		4-8-0		6-3-0			
0-2-0		0-0-0	0-0-0		NEUTRAL		0-0-0		0-1-0		0-1-0			
11-14-0		0-1-0	1-1-0		NON-CONFERENCE		1-2-0		2-7-0		7-3-0			
5-3-0		0-0-0	0-0-0		HOME		0-0-0		1-1-0		4-2-0			
6-9-0		0-1-0	1-0-		AWAY		1-2-0		1-5-0		3-0-0			
0-2-0		0-0-0	0-0-0		NEUTRAL		0-0-0		0-1-0		0-1-0			
15-9-0		0-0-0	0-0-0		CONFERENCE		0-0-0		5-4-0		10-5-0			
9-3-0		0-0-0	0-0-0		HOME		0-0-0		2-1-0		7-2-0			
6-6-0		0-0-0	0-0-0		AWAY		0-0-0		3-3-0		3-3-0			
0-0-0		0-0-0	0-0-0		NEUTRAL		0-0-0		0-0-0		0-0-0			
RPI	S	Opponent	Score		RPI	S	Opponent	Score		RPI	S	Opponent	Score	
15	A	Kentucky	5	16	37	A	Louisville	2	4	76	A	Virginia	7	6
					42	A	Vanderbilt	6	5	76	A	Virginia	1	13
										76	A	Virginia	3	12

Non-Div. I Games:

Eastern Ky.

**E
a
s
t
e
r
n
K
y
.**

1
4
4
4
6
2
1
1
2

Eastern Ky.

[illegible]

Non-Div. I Games:

Georgetown

Cal Poly															Through Games Of May 8, 2018																																																																																																																																																																																																																																																																																																																																																																																																																																																																																																																																																																																																																																																																																																																																																																																																																																																																																																																																																																																																																																																																																																																																																																																																																																																																																																																																																																																																																																																																																																																																																																																																																																																																																																																																																																																																																																																																																																																																																																																																																																																																																																																																																																																																																																																																																																																																																																																																																																																																																																																																																																																																																																						
Average RPI Win: 155					WON-LOST RECORD					WINNING PCT. RANK					LAST 10 GAMES					STRENGTH OF SCHEDULE					OPP. STRENGTH OF SCHEDULE					TEAM RPI					ADJ RPI					CONF. RPI					ADJ CONF. RPI																																																																																																																																																																																																																																																																																																																																																																																																																																																																																																																																																																																																																																																																																																																																																																																																																																																																																																																																																																																																																																																																																																																																																																																																																																																																																																																																																																																																																																																																																																																																																																																																																																																																																																																																																																																																																																																																																																																																																																																																																																																																																																																																																																																																																																																																																																																																																																																																																																																																																																																																																																																																								
DIV. I ONLY										21-25-0										.45652 179										4-6-0										131										93										172										.48986 172										15										15																																																																																																																																																																																																																																																																																																																																																																																																																																																																																																																																																																																																																																																																																																																																																																																																																																																																																																																																																																																																																																																																																																																																																																																																																																																																																																																																																																																																																																																																																																																																																																																																																																																																																																																																																																																																																																																																																																																																																																																																																																																																																																																																																																																																																																																																																																																																																																																																																																																																																																																																																											
DIV. I NON-CONF.										13-18-0										.41935 198										0-5-0										114										118										194										.48148 193										14										14																																																																																																																																																																																																																																																																																																																																																																																																																																																																																																																																																																																																																																																																																																																																																																																																																																																																																																																																																																																																																																																																																																																																																																																																																																																																																																																																																																																																																																																																																																																																																																																																																																																																																																																																																																																																																																																																																																																																																																																																																																																																																																																																																																																																																																																																																																																																																																																																																																																																																																																																																											
TOTALS															RPI 1-25															RPI 26-50															W-L RECORDS															RPI 51-100															RPI 101-150															RPI 150+																																																																																																																																																																																																																																																																																																																																																																																																																																																																																																																																																																																																																																																																																																																																																																																																																																																																																																																																																																																																																																																																																																																																																																																																																																																																																																																																																																																																																																																																																																																																																																																																																																																																																																																																																																																																																																																																																																																																																																																																																																																																																																																																																																																																																																																																																																																																																																																																																																																																																																																																																											
21-25-0															1-1-0															2-8-0															OVERALL															1-1-0															5-6-0															12-9-0																																																																																																																																																																																																																																																																																																																																																																																																																																																																																																																																																																																																																																																																																																																																																																																																																																																																																																																																																																																																																																																																																																																																																																																																																																																																																																																																																																																																																																																																																																																																																																																																																																																																																																																																																																																																																																																																																																																																																																																																																																																																																																																																																																																																																																																																																																																																																																																																																																																																																																																																																											
13-9-0															0-0-0															1-5-0															HOME															0-0-0															3-0-0															9-4-0																																																																																																																																																																																																																																																																																																																																																																																																																																																																																																																																																																																																																																																																																																																																																																																																																																																																																																																																																																																																																																																																																																																																																																																																																																																																																																																																																																																																																																																																																																																																																																																																																																																																																																																																																																																																																																																																																																																																																																																																																																																																																																																																																																																																																																																																																																																																																																																																																																																																																																																																																											
5-12-0															0-0-0															0-3-0															AWAY															0-0-0															2-6-0															3-3-0																																																																																																																																																																																																																																																																																																																																																																																																																																																																																																																																																																																																																																																																																																																																																																																																																																																																																																																																																																																																																																																																																																																																																																																																																																																																																																																																																																																																																																																																																																																																																																																																																																																																																																																																																																																																																																																																																																																																																																																																																																																																																																																																																																																																																																																																																																																																																																																																																																																																																																																																																											
3-4-0															1-1-0															1-0-0															NEUTRAL															1-1-0															0-0-0															0-2-0																																																																																																																																																																																																																																																																																																																																																																																																																																																																																																																																																																																																																																																																																																																																																																																																																																																																																																																																																																																																																																																																																																																																																																																																																																																																																																																																																																																																																																																																																																																																																																																																																																																																																																																																																																																																																																																																																																																																																																																																																																																																																																																																																																																																																																																																																																																																																																																																																																																																																																																																																											
13-18-0															1-1-0															2-5-0															NON-CONFERENCE															1-1-0															1-4-0															8-7-0																																																																																																																																																																																																																																																																																																																																																																																																																																																																																																																																																																																																																																																																																																																																																																																																																																																																																																																																																																																																																																																																																																																																																																																																																																																																																																																																																																																																																																																																																																																																																																																																																																																																																																																																																																																																																																																																																																																																																																																																																																																																																																																																																																																																																																																																																																																																																																																																																																																																																																																																																											
8-8-0															0-0-0															1-5-0															HOME															0-0-0															0-0-0															7-3-0																																																																																																																																																																																																																																																																																																																																																																																																																																																																																																																																																																																																																																																																																																																																																																																																																																																																																																																																																																																																																																																																																																																																																																																																																																																																																																																																																																																																																																																																																																																																																																																																																																																																																																																																																																																																																																																																																																																																																																																																																																																																																																																																																																																																																																																																																																																																																																																																																																																																																																																																																											
2-6-0															0-0-0															0-0-															AWAY															0-0-0															1-4-0															1-2-0																																																																																																																																																																																																																																																																																																																																																																																																																																																																																																																																																																																																																																																																																																																																																																																																																																																																																																																																																																																																																																																																																																																																																																																																																																																																																																																																																																																																																																																																																																																																																																																																																																																																																																																																																																																																																																																																																																																																																																																																																																																																																																																																																																																																																																																																																																																																																																																																																																																																																																																																																											
3-4-0															1-1-0															1-0-0															NEUTRAL															1-1-0															0-0-0															0-2-0																																																																																																																																																																																																																																																																																																																																																																																																																																																																																																																																																																																																																																																																																																																																																																																																																																																																																																																																																																																																																																																																																																																																																																																																																																																																																																																																																																																																																																																																																																																																																																																																																																																																																																																																																																																																																																																																																																																																																																																																																																																																																																																																																																																																																																																																																																																																																																																																																																																																																																																																																											
8-7-0															0-0-0															0-3-0															CONFERENCE															0-0-0															4-2-0															4-2-0																																																																																																																																																																																																																																																																																																																																																																																																																																																																																																																																																																																																																																																																																																																																																																																																																																																																																																																																																																																																																																																																																																																																																																																																																																																																																																																																																																																																																																																																																																																																																																																																																																																																																																																																																																																																																																																																																																																																																																																																																																																																																																																																																																																																																																																																																																																																																																																																																																																																																																																																																											
5-1-0															0-0-0															0-0-0															HOME															0-0-0															3-0-0															2-1-0																																																																																																																																																																																																																																																																																																																																																																																																																																																																																																																																																																																																																																																																																																																																																																																																																																																																																																																																																																																																																																																																																																																																																																																																																																																																																																																																																																																																																																																																																																																																																																																																																																																																																																																																																																																																																																																																																																																																																																																																																																																																																																																																																																																																																																																																																																																																																																																																																																																																																																																																																											
3-6-0															0-0-0															0-3-0															AWAY															0-0-0															1-2-0															2-1-0																																																																																																																																																																																																																																																																																																																																																																																																																																																																																																																																																																																																																																																																																																																																																																																																																																																																																																																																																																																																																																																																																																																																																																																																																																																																																																																																																																																																																																																																																																																																																																																																																																																																																																																																																																																																																																																																																																																																																																																																																																																																																																																																																																																																																																																																																																																																																																																																																																																																																																																																																											
0-0-0															0-0-0															0-0-0															NEUTRAL															0-0-0															0-0-0															0-0-0																																																																																																																																																																																																																																																																																																																																																																																																																																																																																																																																																																																																																																																																																																																																																																																																																																																																																																																																																																																																																																																																																																																																																																																																																																																																																																																																																																																																																																																																																																																																																																																																																																																																																																																																																																																																																																																																																																																																																																																																																																																																																																																																																																																																																																																																																																																																																																																																																																																																																																																																																											
RPI	S	Opponent										Score					RPI	S	Opponent										Score					RPI	S	Opponent										Score					RPI	S	Opponent										Score																																																																																																																																																																																																																																																																																																																																																																																																																																																																																																																																																																																																																																																																																																																																																																																																																																																																																																																																																																																																																																																																																																																																																																																																																																																																																																																																																																																																																																																																																																																																																																																																																																																																																																																																																																																																																																																																																																																																																																																																																																																																																																																																																																																																																																																																																																																																																																																																																																																																																																																																																																																						
5	N	Arkansas										4 3					31	H	UCLA										3 6					79	N	Gonzaga										4 5					103	A	Pepperdi ne										9 11																																																																																																																																																																																																																																																																																																																																																																																																																																																																																																																																																																																																																																																																																																																																																																																																																																																																																																																																																																																																																																																																																																																																																																																																																																																																																																																																																																																																																																																																																																																																																																																																																																																																																																																																																																																																																																																																																																																																																																																																																																																																																																																																																																																																																																																																																																																																																																																																																																																																																																																																																																																						
7	N	Oregon St.										7 16					31	H	UCLA										5 9					79	N	Gonzaga										8 7					111	A	Nebraska										2 13																																																																																																																																																																																																																																																																																																																																																																																																																																																																																																																																																																																																																																																																																																																																																																																																																																																																																																																																																																																																																																																																																																																																																																																																																																																																																																																																																																																																																																																																																																																																																																																																																																																																																																																																																																																																																																																																																																																																																																																																																																																																																																																																																																																																																																																																																																																																																																																																																																																																																																																																																																																						
																	31	H	UCLA										4 6																						111	A	Nebraska										0 4																																																																																																																																																																																																																																																																																																																																																																																																																																																																																																																																																																																																																																																																																																																																																																																																																																																																																																																																																																																																																																																																																																																																																																																																																																																																																																																																																																																																																																																																																																																																																																																																																																																																																																																																																																																																																																																																																																																																																																																																																																																																																																																																																																																																																																																																																																																																																																																																																																																																																																																																																																																						
																	40	A	Cal St. Fullerton										1 5																						111	A	Nebraska										3 22																																																																																																																																																																																																																																																																																																																																																																																																																																																																																																																																																																																																																																																																																																																																																																																																																																																																																																																																																																																																																																																																																																																																																																																																																																																																																																																																																																																																																																																																																																																																																																																																																																																																																																																																																																																																																																																																																																																																																																																																																																																																																																																																																																																																																																																																																																																																																																																																																																																																																																																																																																																						
																	40	A	Cal St. Fullerton										3 6																						111	A	Nebraska										14 8																																																																																																																																																																																																																																																																																																																																																																																																																																																																																																																																																																																																																																																																																																																																																																																																																																																																																																																																																																																																																																																																																																																																																																																																																																																																																																																																																																																																																																																																																																																																																																																																																																																																																																																																																																																																																																																																																																																																																																																																																																																																																																																																																																																																																																																																																																																																																																																																																																																																																																																																																																																						
																	40	A	Cal St. Fullerton										4 5																						113	H	Long Beach St.										5 4																																																																																																																																																																																																																																																																																																																																																																																																																																																																																																																																																																																																																																																																																																																																																																																																																																																																																																																																																																																																																																																																																																																																																																																																																																																																																																																																																																																																																																																																																																																																																																																																																																																																																																																																																																																																																																																																																																																																																																																																																																																																																																																																																																																																																																																																																																																																																																																																																																																																																																																																																																																						
																	45	N	Mi chi gan										8 1																						113	H	Long Beach St.										8 2																																																																																																																																																																																																																																																																																																																																																																																																																																																																																																																																																																																																																																																																																																																																																																																																																																																																																																																																																																																																																																																																																																																																																																																																																																																																																																																																																																																																																																																																																																																																																																																																																																																																																																																																																																																																																																																																																																																																																																																																																																																																																																																																																																																																																																																																																																																																																																																																																																																																																																																																																																																						
																	50	H	San Di ego St.										7 9																						113	H	Long Beach St.										5 2																																																																																																																																																																																																																																																																																																																																																																																																																																																																																																																																																																																																																																																																																																																																																																																																																																																																																																																																																																																																																																																																																																																																																																																																																																																																																																																																																																																																																																																																																																																																																																																																																																																																																																																																																																																																																																																																																																																																																																																																																																																																																																																																																																																																																																																																																																																																																																																																																																																																																																																																																																																						
																	50	H	San Di ego St.										5 4																						148	A	CSUN										7 10																																																																																																																																																																																																																																																																																																																																																																																																																																																																																																																																																																																																																																																																																																																																																																																																																																																																																																																																																																																																																																																																																																																																																																																																																																																																																																																																																																																																																																																																																																																																																																																																																																																																																																																																																																																																																																																																																																																																																																																																																																																																																																																																																																																																																																																																																																																																																																																																																																																																																																																																																																																						
																	50	H	San Di ego St.										2 3																						148	A	CSUN										3 5																																																																																																																																																																																																																																																																																																																																																																																																																																																																																																																																																																																																																																																																																																																																																																																																																																																																																																																																																																																																																																																																																																																																																																																																																																																																																																																																																																																																																																																																																																																																																																																																																																																																																																																																																																																																																																																																																																																																																																																																																																																																																																																																																																																																																																																																																																																																																																																																																																																																																																																																																																																						
																																																			148	A	CSUN										5 4																																																																																																																																																																																																																																																																																																																																																																																																																																																																																																																																																																																																																																																																																																																																																																																																																																																																																																																																																																																																																																																																																																																																																																																																																																																																																																																																																																																																																																																																																																																																																																																																																																																																																																																																																																																																																																																																																																																																																																																																																																																																																																																																																																																																																																																																																																																																																																																																																																																																																																																																																																																						
																																																			156	A	San Jose St.										4 7																																																																																																																																																																																																																																																																																																																																																																																																																																																																																																																																																																																																																																																																																																																																																																																																																																																																																																																																																																																																																																																																																																																																																																																																																																																																																																																																																																																																																																																																																																																																																																																																																																																																																																																																																																																																																																																																																																																																																																																																																																																																																																																																																																																																																																																																																																																																																																																																																																																																																																																																																																																						
																																																			158	N	Grand Canyon										1 5																																																																																																																																																																																																																																																																																																																																																																																																																																																																																																																																																																																																																																																																																																																																																																																																																																																																																																																																																																																																																																																																																																																																																																																																																																																																																																																																																																																																																																																																																																																																																																																																																																																																																																																																																																																																																																																																																																																																																																																																																																																																																																																																																																																																																																																																																																																																																																																																																																																																																																																																																																																						
																																																			159	A	Hawai i										2 6																																																																																																																																																																																																																																																																																																																																																																																																																																																																																																																																																																																																																																																																																																																																																																																																																																																																																																																																																																																																																																																																																																																																																																																																																																																																																																																																																																																																																																																																																																																																																																																																																																																																																																																																																																																																																																																																																																																																																																																																																																																																																																																																																																																																																																																																																																																																																																																																																																																																																																																																																																																						
																																																			159	A	Hawai i										16 0																																																																																																																																																																																																																																																																																																																																																																																																																																																																																																																																																																																																																																																																																																																																																																																																																																																																																																																																																																																																																																																																																																																																																																																																																																																																																																																																																																																																																																																																																																																																																																																																																																																																																																																																																																																																																																																																																																																																																																																																																																																																																																																																																																																																																																																																																																																																																																																																																																																																																																																																																																																						
																																																			159	A	Hawai i										10 9																																																																																																																																																																																																																																																																																																																																																																																																																																																																																																																																																																																																																																																																																																																																																																																																																																																																																																																																																																																																																																																																																																																																																																																																																																																																																																																																																																																																																																																																																																																																																																																																																																																																																																																																																																																																																																																																																																																																																																																																																																																																																																																																																																																																																																																																																																																																																																																																																																																																																																																																																																																						
																																																			169	H	New Mexi co										5 4																																																																																																																																																																																																																																																																																																																																																																																																																																																																																																																																																																																																																																																																																																																																																																																																																																																																																																																																																																																																																																																																																																																																																																																																																																																																																																																																																																																																																																																																																																																																																																																																																																																																																																																																																																																																																																																																																																																																																																																																																																																																																																																																																																																																																																																																																																																																																																																																																																																																																																																																																																																						
																																																			169	N	New Mexi co										1 3																																																																																																																																																																																																																																																																																																																																																																																																																																																																																																																																																																																																																																																																																																																																																																																																																																																																																																																																																																																																																																																																																																																																																																																																																																																																																																																																																																																																																																																																																																																																																																																																																																																																																																																																																																																																																																																																																																																																																																																																																																																																																																																																																																																																																																																																																																																																																																																																																																																																																																																																																																																						
																																																			177	A	Santa Clara										7 10																																																																																																																																																																																																																																																																																																																																																																																																																																																																																																																																																																																																																																																																																																																																																																																																																																																																																																																																																																																																																																																																																																																																																																																																																																																																																																																																																																																																																																																																																																																																																																																																																																																																																																																																																																																																																																																																																																																																																																																																																																																																																																																																																																																																																																																																																																																																																																																																																																																																																																																																																																																						
																																																			177	H	Santa Clara										3 4																																																																																																																																																																																																																																																																																																																																																																																																																																																																																																																																																																																																																																																																																																																																																																																																																																																																																																																																																																																																																																																																																																																																																																																																																																																																																																																																																																																																																																																																																																																																																																																																																																																																																																																																																																																																																																																																																																																																																																																																																																																																																																																																																																																																																																																																																																																																																																																																																																																																																																																																																																																						
																																																			183	H	Paci fi c										9 0																																																																																																																																																																																																																																																																																																																																																																																																																																																																																																																																																																																																																																																																																																																																																																																																																																																																																																																																																																																																																																																																																																																																																																																																																																																																																																																																																																																																																																																																																																																																																																																																																																																																																																																																																																																																																																																																																																																																																																																																																																																																																																																																																																																																																																																																																																																																																																																																																																																																																																																																																																																						
																																																			183	H	Paci fi c										3 8																																																																																																																																																																																																																																																																																																																																																																																																																																																																																																																																																																																																																																																																																																																																																																																																																																																																																																																																																																																																																																																																																																																																																																																																																																																																																																																																																																																																																																																																																																																																																																																																																																																																																																																																																																																																																																																																																																																																																																																																																																																																																																																																																																																																																																																																																																																																																																																																																																																																																																																																																																																						
																																																			183	H	Paci fi c										0 4																																																																																																																																																																																																																																																																																																																																																																																																																																																																																																																																																																																																																																																																																																																																																																																																																																																																																																																																																																																																																																																																																																																																																																																																																																																																																																																																																																																																																																																																																																																																																																																																																																																																																																																																																																																																																																																																																																																																																																																																																																																																																																																																																																																																																																																																																																																																																																																																																																																																																																																																																																																						
																																																			183	H	Paci fi c										9 1																																																																																																																																																																																																																																																																																																																																																																																																																																																																																																																																																																																																																																																																																																																																																																																																																																																																																																																																																																																																																																																																																																																																																																																																																																																																																																																																																																																																																																																																																																																																																																																																																																																																																																																																																																																																																																																																																																																																																																																																																																																																																																																																																																																																																																																																																																																																																																																																																																																																																																																																																																																						
																																																			207	H	UC Davi s										7 4																																																																																																																																																																																																																																																																																																																																																																																																																																																																																																																																																																																																																																																																																																																																																																																																																																																																																																																																																																																																																																																																																																																																																																																																																																																																																																																																																																																																																																																																																																																																																																																																																																																																																																																																																																																																																																																																																																																																																																																																																																																																																																																																																																																																																																																																																																																																																																																																																																																																																																																																																																																						
																																																			207	H	UC Davi s										8 7																																																																																																																																																																																																																																																																																																																																																																																																																																																																																																																																																																																																																																																																																																																																																																																																																																																																																																																																																																																																																																																																																																																																																																																																																																																																																																																																																																																																																																																																																																																																																																																																																																																																																																																																																																																																																																																																																																																																																																																																																																																																																																																																																																																																																																																																																																																																																																																																																																																																																																																																																																																						
																																																			207	H	UC Davi s										10 16																																																																																																																																																																																																																																																																																																																																																																																																																																																																																																																																																																																																																																																																																																																																																																																																																																																																																																																																																																																																																																																																																																																																																																																																																																																																																																																																																																																																																																																																																																																																																																																																																																																																																																																																																																																																																																																																																																																																																																																																																																																																																																																																																																																																																																																																																																																																																																																																																																																																																																																																																																																						
																																																			222	A	CSU Bakersfi el d										11 8																																																																																																																																																																																																																																																																																																																																																																																																																																																																																																																																																																																																																																																																																																																																																																																																																																																																																																																																																																																																																																																																																																																																																																																																																																																																																																																																																																																																																																																																																																																																																																																																																																																																																																																																																																																																																																																																																																																																																																																																																																																																																																																																																																																																																																																																																																																																																																																																																																																																																																																																																																																						
																																																			222	H	CSU Bakersfi el d										6 0																																																																																																																																																																																																																																																																																																																																																																																																																																																																																																																																																																																																																																																																																																																																																																																																																																																																																																																																																																																																																																																																																																																																																																																																																																																																																																																																																																																																																																																																																																																																																																																																																																																																																																																																																																																																																																																																																																																																																																																																																																																																																																																																																																																																																																																																																																																																																																																																																																																																																																																																																																																						
																																																			256	H	Dartmouth										5 0																																																																																																																																																																																																																																																																																																																																																																																																																																																																																																																																																																																																																																																																																																																																																																																																																																																																																																																																																																																																																																																																																																																																																																																																																																																																																																																																																																																																																																																																																																																																																																																																																																																																																																																																																																																																																																																																																																																																																																																																																																																																																																																																																																																																																																																																																																																																																																																																																																																																																																																																																																																						
																																																			256	H	Dartmouth										10 3																																																																																																																																																																																																																																																																																																																																																																																																																																																																																																																																																																																																																																																																																																																																																																																																																																																																																																																																																																																																																																																																																																																																																																																																																																																																																																																																																																																																																																																																																																																																																																																																																																																																																																																																																																																																																																																																																																																																																																																																																																																																																																																																																																																																																																																																																																																																																																																																																																																																																																																																																																																						
																																																			256	H	Dartmouth										11 2																																																																																																																																																																																																																																																																																																																																																																																																																																																																																																																																																																																																																																																																																																																																																																																																																																																																																																																																																																																																																																																																																																																																																																																																																																																																																																																																																																																																																																																																																																																																																																																																																																																																																																																																																																																																																																																																																																																																																																																																																																																																																																																																																																																																																																																																																																																																																																																																																																																																																																																																																																																						
LAST 10 GAMES															LAST 10 GAMES															LAST 10 GAMES															LAST 10 GAMES															LAST 10 GAMES															LAST 10 GAMES															LAST 10 GAMES															LAST 10 GAMES															LAST 10 GAMES															LAST 10 GAMES															LAST 10 GAMES															LAST 10 GAMES															LAST 10 GAMES															LAST 10 GAMES															LAST 10 GAMES															LAST 10 GAMES															LAST 10 GAMES															LAST 10 GAMES															LAST 10 GAMES															LAST 10 GAMES															LAST 10 GAMES															LAST 10 GAMES															LAST 10 GAMES															LAST 10 GAMES															LAST 10 GAMES															LAST 10 GAMES															LAST 10 GAMES															LAST 10 GAMES															LAST 10 GAMES															LAST 10 GAMES															LAST 10 GAMES															LAST 10 GAMES															LAST 10 GAMES															LAST 10 GAMES															LAST 10 GAMES															LAST 10 GAMES															LAST 10 GAMES															LAST 10 GAMES															LAST 10 GAMES															LAST 10 GAMES															LAST 10 GAMES															LAST 10 GAMES															LAST 10 GAMES															LAST 10 GAMES															LAST 10 GAMES															LAST 10 GAMES															LAST 10 GAMES															LAST 10 GAMES															LAST 10 GAMES															LAST 10 GAMES															LAST 10 GAMES															LAST 10 GAMES															LAST 10 GAMES															LAST 10 GAMES															LAST 10 GAMES															LAST 10 GAMES															LAST 10 GAMES															LAST 10 GAMES															LAST 10 GAMES															LAST 10 GAMES															LAST 10 GAMES															LAST 10 GAMES															LAST 10 GAMES															LAST 10 GAMES															LAST 10 GAMES															LAST 10 GAMES															LAST 10 GAMES															LAST 10 GAMES															LAST 10 GAMES															LAST 10 GAMES															LAST 10 GAMES															LAST 10 GAMES															LAST 10 GAMES															LAST 10 GAMES															LAST 10 GAMES															LAST 10 GAMES															LAST 10 GAMES															LAST 10 GAMES															LAST 10 GAMES															LAST 10 GAMES															LAST 10 GAMES															LAST 10 GAMES															LAST 10 GAMES															LAST 10 GAMES															LAST 10 GAMES															LAST 10 GAMES															LAST 10 GAMES															LAST 10 GAMES															LAST 10 GAMES															LAST 10 GAMES															LAST 10 GAMES															LAST 10 GAMES															LAST 10 GAMES															LAST 10 GAMES															LAST 10 GAMES															LAST 10 GAMES															LAST 10 GAMES															LAST 10 GAMES															LAST 10 GAMES															LAST 10 GAMES															LAST 10 GAMES															LAST 10 GAMES															LAST 10 GAMES															LAST 10 GAMES															LAST 10 GAMES															LAST 10 GAMES															LAST 10 GAMES															LAST 10 GAMES															LAST 10 GAMES															LAST 10 GAMES															LAST 10 GAMES															LAST 10 GAMES															LAST 10 GAMES															LAST 10 GAMES															LAST 10 GAMES															LAST 10 GAMES															LAST 10 GAMES															LAST 10 GAMES															LAST 10 GAMES															LAST 10 GAMES															LAST 10 GAMES															LAST 10 GAMES															LAST 10 GAMES															LAST 10 GAMES															LAST 10 GAMES															LAST 10 GAMES															LAST 10 GAMES															LAST 10 GAMES															LAST 10 GAMES															LAST 10 GAMES															LAST 10 GAMES															LAST 10 GAMES															LAST 10 GAMES															LAST 10 GAMES															LAST 10 GAMES															LAST 10 GAMES															LAST 10 GAMES															LAST 10 GAMES															LAST 10 GAMES															LAST 10 GAMES															LAST 10 GAMES															LAST 10 GAMES															LAST 10 GAMES															LAST 10 GAMES															LAST 10 GAMES															LAST 10 GAMES															LAST 10 GAMES															LAST 10 GAMES															LAST 10 GAMES															LAST 10 GAMES															LAST 10 GAMES															LAST 10 GAMES															LAST 10 GAMES															LAST 10 GAMES															LAST 10 GAMES															LAST 10 GAMES															LAST 10 GAMES															LAST 10 GAMES															LAST 10 GAMES															LAST 10 GAMES															LAST 10 GAMES															LAST 10 GAMES															LAST 10 GAMES															LAST 10 GAMES															LAST 10 GAMES															LAST 10 GAMES															LAST 10 GAMES															LAST 10 GAMES															LAST 10 GAMES															LAST 10 GAMES														

Non-Div. I Games:

Cal Poly

Average RPI Win: 186		WON-LOST	WINNING	LAST 10	STRENGTH OF		OPP. STRENGTH	TEAM	ADJ		CONF.	ADJ CONF.
Average RPI Loss: 130		RECORD	PCT. RANK	GAMES	SCHEDULE		OF SCHEDULE	RPI	RPI		RPI	RPI
DIV. I ONLY		17-25-0	.40476	219	2-8-0		127	199	173		.48947	173
DIV. I NON-CONF.		6-11-0	.35294	227	0-1-0		92	124	146		.50363	146
TOTALS		RPI 1-25	RPI 26-50		W-L RECORDS		RPI 51-100		RPI 101-150		RPI 150+	
17-25-0		0-1-0	0-2-0		OVERALL		3-7-0		3-6-0		11-9-0	
3-10-0		0-1-0	0-0-0		HOME		1-1-0		1-2-0		1-6-0	
14-13-0		0-0-0	0-2-0		AWAY		2-6-0		2-4-0		10-1-0	
0-2-0		0-0-0	0-0-0		NEUTRAL		0-0-0		0-0-0		0-2-0	
6-11-0		0-1-0	0-2-0		NON-CONFERENCE		2-3-0		1-3-0		3-2-0	
1-1-0		0-1-0	0-0-0		HOME		1-0-0		0-0-0		0-0-0	
5-8-0		0-0-0	0-0-		AWAY		1-3-0		1-3-0		3-0-0	
0-2-0		0-0-0	0-0-0		NEUTRAL		0-0-0		0-0-0		0-2-0	
11-14-0		0-0-0	0-0-0		CONFERENCE		1-4-0		2-3-0		8-7-0	
2-9-0		0-0-0	0-0-0		HOME		0-1-0		1-2-0		1-6-0	
9-5-0		0-0-0	0-0-0		AWAY		1-3-0		1-1-0		7-1-0	
0-0-0		0-0-0	0-0-0		NEUTRAL		0-0-0		0-0-0		0-0-0	
RPI S	Opponent	Score	RPI S	Opponent	Score	RPI S	Opponent	Score	RPI S	Opponent	Score	
18 H	UConn	6 9	41 A	Oklahoma	5 11	61 A	Houston	3 2	101 A	Mercer	4 12	
			41 A	Oklahoma	0 1	61 A	Houston	1 7	101 A	Mercer	7 3	
						61 A	Houston	2 3	101 A	Mercer	6 33	
						72 A	Ga. Southern	5 10	106 A	Marist	3 15	
						82 H	Rhode Island	9 4	130 A	Navy	3 1	
						93 A	Army West Point	1 2	130 A	Navy	1 5	
						93 A	Army West Point	2 3	130 H	Navy	0 1	
						93 A	Army West Point	5 3	130 H	Navy	3 2	
						93 A	Army West Point	0 4	130 H	Navy	5 9	
						93 H	Army West Point	3 6	160 N	Harvard	2 10	
									186 N	Valparaiso	6 20	
									203 A	Lehigh	8 0	
									203 A	Lehigh	4 2	
									203 A	Lehigh	11 4	
									203 H	Lehigh	5 8	
									203 H	Lehigh	1 2	
									215 A	Bucknell	9 4	
									215 A	Bucknell	0 5	
									215 H	Bucknell	8 7	
									215 H	Bucknell	1 2	
									215 H	Bucknell	0 6	
									248 A	Lafayette	7 6	
									248 A	Lafayette	6 4	
									248 A	Lafayette	2 1	
									248 H	Lafayette	7 9	
									248 H	Lafayette	3 8	
									262 A	Charleston So.	5 0	
									262 A	Charleston So.	8 0	
									262 A	Charleston So.	5 2	
			LAST 10 GAMES									
			203 H	Lehigh	5 8	215 H	Bucknell	8 7				
			203 H	Lehigh	1 2	93 A	Army West Point	5 3				
			248 H	Lafayette	7 9	93 A	Army West Point	0 4				
			248 H	Lafayette	3 8	93 A	Army West Point	1 2				
			106 A	Marist	3 15	93 A	Army West Point	2 3				

Non-Div. I Games:

Hol y Cross

Average RPI Win: 200		WON-LOST	WINNING	LAST 10	STRENGTH OF		OPP. STRENGTH	TEAM	ADJ	CONF.	ADJ CONF.
Average RPI Loss: 119		RECORD	PCT. RANK	GAMES	SCHEDULE		OF SCHEDULE	RPI	RPI	RPI	RPI
DIV. I ONLY		25-23-0	.52083	138	4-6-0		175	240	174	.4886	174
DIV. I NON-CONF.		16-14-0	.53333	122	2-2-0		233	284	191	.48161	190
TOTALS		RPI 1-25	RPI 26-50		W-L RECORDS		RPI 51-100		RPI 101-150		RPI 150+
25-23-0	0-0-0	0-6-0		OVERALL		1-6-0		7-4-0		17-7-0	
17-9-0	0-0-0	0-0-0		HOME		1-3-0		5-2-0		11-4-0	
8-13-0	0-0-0	0-6-0		AWAY		0-3-0		2-2-0		6-2-0	
0-1-0	0-0-0	0-0-0		NEUTRAL		0-0-0		0-0-0		0-1-0	
16-14-0	0-0-0	0-6-0		NON-CONFERENCE		1-3-0		2-0-0		13-5-0	
9-5-0	0-0-0	0-0-0		HOME		1-3-0		1-0-0		7-2-0	
7-8-0	0-0-0	0-0-		AWAY		0-0-0		1-0-0		6-2-0	
0-1-0	0-0-0	0-0-0		NEUTRAL		0-0-0		0-0-0		0-1-0	
9-9-0	0-0-0	0-0-0		CONFERENCE		0-3-0		5-4-0		4-2-0	
8-4-0	0-0-0	0-0-0		HOME		0-0-0		4-2-0		4-2-0	
1-5-0	0-0-0	0-0-0		AWAY		0-3-0		1-2-0		0-0-0	
0-0-0	0-0-0	0-0-0		NEUTRAL		0-0-0		0-0-0		0-0-0	
RPI S Opponent	Score	RPI S Opponent	Score	RPI S Opponent	Score	RPI S Opponent	Score	RPI S Opponent	Score	RPI S Opponent	Score
		29 A Fla. Atlantic	2 7	75 A Col. of Charleston	2 11	102 H UNCW	0 10				
		29 A Fla. Atlantic	1 2	75 A Col. of Charleston	3 5	102 H UNCW	5 1				
		29 A Fla. Atlantic	3 6	75 A Col. of Charleston	2 3	102 H UNCW	5 3				
		45 A Michi gan	2 6	91 H Bryant	7 3	114 A Maryl and	7 1				
		45 A Michi gan	0 11	91 H Bryant	2 5	114 H Maryl and	7 6				
		45 A Michi gan	2 4	91 H Bryant	2 13	121 H El on	6 5				
				91 H Bryant	5 6	121 H El on	3 1				
						121 H El on	2 6				
						131 A Hofstra	5 2				
						131 A Hofstra	1 11				
						131 A Hofstra	0 9				
						162 H James Madi son	7 6				
						162 H James Madi son	5 1				
						162 H James Madi son	0 6				
						168 H Monmouth	2 1				
						168 H Monmouth	2 15				
						168 H Monmouth	7 6				
						203 A Lehigh	15 7				
						211 A UMBC	6 8				
						211 H UMBC	7 8				
						221 A Saint Joseph' s	10 2				
						221 H Saint Joseph' s	8 5				
						248 N Lafayette	4 9				
						262 A Charleston So.	3 6				
						262 A Charleston So.	6 2				
						262 A Charleston So.	1 0				
						265 H Towson	2 1				
						265 H Towson	6 3				
						265 H Towson	2 10				
						275 H Penn	3 1				
						281 A La Salle	7 3				
						297 A Del aware St.	3 1				
						297 H Del aware St.	9 5				
						297 H Del aware St.	9 0				
LAST 10 GAMES				LAST 10 GAMES				LAST 10 GAMES			
211 A UMBC	6 8	221 A Saint Joseph' s	10 2	211 A UMBC	6 8	221 A Saint Joseph' s	10 2	211 A UMBC	6 8	221 A Saint Joseph' s	10 2
121 H El on	6 5	75 A Col. of Charleston	2 3	121 H El on	6 5	75 A Col. of Charleston	2 3	121 H El on	6 5	75 A Col. of Charleston	2 3
121 H El on	3 1	75 A Col. of Charleston	2 11	121 H El on	3 1	75 A Col. of Charleston	2 11	121 H El on	3 1	75 A Col. of Charleston	2 11
121 H El on	2 6	75 A Col. of Charleston	3 5	121 H El on	2 6	75 A Col. of Charleston	3 5	121 H El on	2 6	75 A Col. of Charleston	3 5
211 H UMBC	7 8	275 H Penn	3 1	211 H UMBC	7 8	275 H Penn	3 1	211 H UMBC	7 8	275 H Penn	3 1

Non-Div. I Games:

Del aware

RPI	S	Opponent	Score	
297	H	Del aware St.	11	4

Del aware

D
e
l
a
w
a
r
e

D
e
l
a
w
a
r
e

Average RPI Win:		164	WON-LOST RECORD		WINNING PCT. RANK		LAST 10 GAMES		STRENGTH OF SCHEDULE		OPP. STRENGTH OF SCHEDULE		TEAM RPI		ADJ RPI		CONF. RPI		ADJ CONF. RPI	
DIV. I ONLY			20-25-0		.44444 191		5-5-0		71		154		175		.48795 175		7		7	
DIV. I NON-CONF.			14-16-0		.46667 161		2-2-0		119		223		204		.47779 204		10		10	
TOTALS		RPI 1-25		RPI 26-50		W-L RECORDS		RPI 51-100		RPI 101-150		RPI 150+								
20-25-0		1-7-0		3-1-0		OVERALL		3-8-0		1-3-0		12-6-0								
17-14-0		1-3-0		2-1-0		HOME		1-4-0		1-1-0		12-5-0								
2-11-0		0-4-0		0-0-0		AWAY		2-4-0		0-2-0		0-1-0								
1-0-0		0-0-0		1-0-0		NEUTRAL		0-0-0		0-0-0		0-0-0								
14-16-0		0-2-0		3-1-0		NON-CONFERENCE		2-6-0		1-3-0		8-4-0								
12-10-0		0-1-0		2-1-0		HOME		1-4-0		1-1-0		8-3-0								
1-6-0		0-1-0		0-0-		AWAY		1-2-0		0-2-0		0-1-0								
1-0-0		0-0-0		1-0-0		NEUTRAL		0-0-0		0-0-0		0-0-0								
6-9-0		1-5-0		0-0-0		CONFERENCE		1-2-0		0-0-0		4-2-0								
5-4-0		1-2-0		0-0-0		HOME		0-0-0		0-0-0		4-2-0								
1-5-0		0-3-0		0-0-0		AWAY		1-2-0		0-0-0		0-0-0								
0-0-0		0-0-0		0-0-0		NEUTRAL		0-0-0		0-0-0		0-0-0								
RPI	S	Opponent		Score		RPI	S	Opponent		Score		RPI	S	Opponent		Score				
12	A	Stetson		2 3		42	N	Vanderbi l t		5 1		54	H	UNCG		3 2				
12	A	Stetson		0 5		45	H	Mi chi gan		4 2		54	H	UNCG		9 13				
12	A	Stetson		1 5		45	H	Mi chi gan		11 16		54	H	UNCG		3 9				
21	H	Jacksonville		6 17		45	H	Mi chi gan		7 4		62	A	Purdue		2 6				
21	H	Jacksonville		2 5								62	A	Purdue		3 1				
21	H	Jacksonville		12 7								64	A	Tennessee		5 8				
23	A	Tennessee Tech		7 27								65	H	Indiana St.		3 17				
23	H	Tennessee Tech		6 17								69	H	Kent St.		1 3				
												85	A	Kennesaw St.		6 5				
												85	A	Kennesaw St.		1 5				
												85	A	Kennesaw St.		6 8				

Non-Div. I Games:

Lipscomb

Average RPI Win: 168		WON-LOST	WINNING	LAST 10	STRENGTH OF		OPP. STRENGTH	TEAM	ADJ	CONF.	ADJ CONF.
Average RPI Loss: 101		RECORD	PCT. RANK	GAMES	SCHEDULE		OF SCHEDULE	RPI	RPI	RPI	RPI
DIV. I ONLY		16-31-0	.34043	248	6-4-0		96	102	176	.48778	176
DIV. I NON-CONF.		9-14-0	.3913	210	1-1-0		98	196	160	.50001	160
TOTALS		RPI 1-25	RPI 26-50		W-L RECORDS		RPI 51-100		RPI 101-150		RPI 150+
16-31-0		0-1-0	1-2-0		OVERALL		2-14-0		1-8-0		12-6-0
5-10-0		0-0-0	1-2-0		HOME		1-5-0		0-0-0		3-3-0
11-20-0		0-1-0	0-0-0		AWAY		1-9-0		1-8-0		9-2-0
0-1-0		0-0-0	0-0-0		NEUTRAL		0-0-0		0-0-0		0-1-0
9-14-0		0-1-0	0-0-0		NON-CONFERENCE		1-3-0		1-5-0		7-5-0
3-3-0		0-0-0	0-0-0		HOME		0-0-0		0-0-0		3-3-0
6-10-0		0-1-0	0-0-		AWAY		1-3-0		1-5-0		4-1-0
0-1-0		0-0-0	0-0-0		NEUTRAL		0-0-0		0-0-0		0-1-0
7-17-0		0-0-0	1-2-0		CONFERENCE		1-11-0		0-3-0		5-1-0
2-7-0		0-0-0	1-2-0		HOME		1-5-0		0-0-0		0-0-0
5-10-0		0-0-0	0-0-0		AWAY		0-6-0		0-3-0		5-1-0
0-0-0		0-0-0	0-0-0		NEUTRAL		0-0-0		0-0-0		0-0-0
RPI S	Opponent	Score	RPI S	Opponent	Score	RPI S	Opponent	Score	RPI S	Opponent	Score
3 A	North Carolina	1 4	44 H	Troy	5 2	53 H	Louisiana	2 6	102 A	UNCW	0 2
			44 H	Troy	3 15	53 H	Louisiana	4 5	102 A	UNCW	6 2
			44 H	Troy	2 6	53 H	Louisiana	3 4	102 A	UNCW	1 2
						54 A	UNCG	3 10	121 A	Elon	0 5
						54 A	UNCG	6 11	121 A	Elon	2 5
						54 A	UNCG	6 4	121 A	Elon	0 10
						56 A	South Alabama	1 9	140 A	Texas St.	2 7
						56 A	South Alabama	0 2	140 A	Texas St.	2 3
						56 A	South Alabama	0 5	140 A	Texas St.	2 8
						67 H	Little Rock	7 6	152 A	Gardner-Webb	8 4
						67 H	Little Rock	4 10	152 N	Gardner-Webb	1 8
						67 H	Little Rock	6 12	153 A	UT Arlington	2 1
						71 A	Wake Forest	3 7	153 A	UT Arlington	5 0
						72 A	Ga. Southern	4 11	153 A	UT Arlington	6 4
						72 A	Ga. Southern	0 2	188 A	La. -Monroe	4 1
						72 A	Ga. Southern	1 7	188 A	La. -Monroe	4 1
									188 A	La. -Monroe	0 5
									199 H	Marshall	2 4
									199 H	Marshall	8 5
									199 H	Marshall	5 14
									229 A	N. C. Central	6 0
									229 H	N. C. Central	6 7
									234 A	Radford	5 1
									244 A	N. C. A&T	2 9
									244 H	N. C. A&T	2 0
									260 A	Western Caro.	13 3
									260 H	Western Caro.	4 2
LAST 10 GAMES			LAST 10 GAMES			LAST 10 GAMES			LAST 10 GAMES		
			153 A	UT Arlington	6 4	67 H	Little Rock	7 6			
			153 A	UT Arlington	2 1	67 H	Little Rock	4 10			
			153 A	UT Arlington	5 0	152 N	Gardner-Webb	1 8			
			244 H	N. C. A&T	2 0	188 A	La. -Monroe	4 1			
			67 H	Little Rock	6 12	188 A	La. -Monroe	0 5			

Non-Div. I Games:

Appalachian St.

Average RPI Win: 143		WON-LOST RECORD		WINNING PCT. RANK		LAST 10 GAMES		STRENGTH OF SCHEDULE		OPP. STRENGTH OF SCHEDULE		TEAM RPI		ADJ RPI		CONF. RPI		ADJ CONF. RPI	
DIV. I ONLY		22-24-0		.47826 152		6-4-0		194		73		177		.48743 177		14		14	
DIV. I NON-CONF.		14-11-0		.56 108		2-2-0		207		7		137		.50757 137		13		13	
TOTALS		RPI 1-25		RPI 26-50		W-L RECORDS		RPI 51-100		RPI 101-150		RPI 150+							
22-24-0		0-2-0		0-0-0		OVERALL		4-2-0		8-8-0		10-12-0							
12-12-0		0-1-0		0-0-0		HOME		3-1-0		3-5-0		6-5-0							
10-12-0		0-1-0		0-0-0		AWAY		1-1-0		5-3-0		4-7-0							
0-0-0		0-0-0		0-0-0		NEUTRAL		0-0-0		0-0-0		0-0-0							
14-11-0		0-2-0		0-0-0		NON-CONFERENCE		4-2-0		3-1-0		7-6-0							
10-5-0		0-1-0		0-0-0		HOME		3-1-0		2-0-0		5-3-0							
4-6-0		0-1-0		0-0-		AWAY		1-1-0		1-1-0		2-3-0							
0-0-0		0-0-0		0-0-0		NEUTRAL		0-0-0		0-0-0		0-0-0							
8-13-0		0-0-0		0-0-0		CONFERENCE		0-0-0		5-7-0		3-6-0							
2-7-0		0-0-0		0-0-0		HOME		0-0-0		1-5-0		1-2-0							
6-6-0		0-0-0		0-0-0		AWAY		0-0-0		4-2-0		2-4-0							
0-0-0		0-0-0		0-0-0		NEUTRAL		0-0-0		0-0-0		0-0-0							
RPI	S	Opponent		Score		RPI	S	Opponent		Score		RPI	S	Opponent		Score			
2	A	Stanford		0	9	59	A	Nevada		3	5	103	H	Pepperdi ne		0	7		
2	H	Stanford		8	16	59	H	Nevada		6	4	103	H	Pepperdi ne		8	9		
						71	H	Wake Forest		7	6	103	H	Pepperdi ne		2	6		
						71	H	Wake Forest		2	0	120	H	Saint Mary's (CA)		0	7		
						71	H	Wake Forest		1	3	120	H	Saint Mary's (CA)		5	6		
						90	A	Cal i forn i a		6	4	120	H	Saint Mary's (CA)		5	4		
												127	A	San Di ego		2	8		
												127	A	San Di ego		16	7		
												127	A	San Di ego		13	2		
												135	A	San Franci sco		4	12		
												135	A	San Franci sco		12	5		
												135	A	San Franci sco		4	3		
												137	A	Sacramento St.		4	3		
												137	A	Sacramento St.		1	4		
												137	H	Sacramento St.		11	10		
												137	H	Sacramento St.		9	3		
												155	A	Washington St.		0	5		
												155	A	Washi ngton St.		10	12		
												155	A	Washington St.		3	11		
												156	A	San Jose St.		4	1		
												156	H	San Jose St.		3	9		
												157	H	Boston Col lege		1	5		
												157	H	Boston Col lege		20	9		
												157	H	Boston Col lege		1	3		
												172	A	Cal Poly		4	3		
												172	H	Cal Poly		10	7		
												183	A	Paci fi c		12	4		
												183	A	Paci fi c		9	6		
												183	A	Paci fi c		3	7		
												191	H	Utah		6	5		
												191	H	Utah		4	2		
												191	H	Utah		4	3		
												193	A	BYU		1	2		
												193	A	BYU		4	6		
LAST 10 GAMES																			
2	A	Stanford		0	9	135	A	San Franci sco		4	12	183	A	Paci fi c		9	6		
183	A	Paci fi c		9	6	135	A	San Franci sco		12	5	183	A	Paci fi c		3	7		
183	A	Paci fi c		12	4	135	A	San Franci sco		4	3	191	H	Utah		6	5		
183	A	Paci fi c		3	7	172	H	Cal Poly		10	7	191	H	Utah		4	2		
172	A	Cal Poly		4	3	155	A	Washi ngton St.		0	5	191	H	Utah		4	3		

Non-Div. I Games:

Santa Clara

RPI	S	Opponent	Score	
193	A	BYU	5	6
198	H	Portland	9	11
198	H	Portland	7	6
198	H	Portland	6	7

Santa Clara

S
a
n
t
a
C
l
a
r
a

S
a
n
t
a
C
l
a
r
a

Average RPI Win: 208		WON-LOST RECORD		WINNING PCT. RANK		LAST 10 GAMES		STRENGTH OF SCHEDULE		OPP. STRENGTH OF SCHEDULE		TEAM RPI		ADJ RPI		CONF. RPI		ADJ CONF. RPI	
DIV. I ONLY		18-31-0		.36735 236		3-7-0		73		202		178		.48515 178		31		31	
DIV. I NON-CONF.		6-22-0		.21429 268		0-5-0		7		20		206		.47746 206		31		31	
TOTALS		RPI 1-25		RPI 26-50		W-L RECORDS		RPI 51-100		RPI 101-150		RPI 150+							
18-31-0		0-8-0		1-3-0		OVERALL		1-5-0		2-4-0		14-11-0							
11-10-0		0-2-0		1-1-0		HOME		1-2-0		1-0-0		8-5-0							
7-21-0		0-6-0		0-2-0		AWAY		0-3-0		1-4-0		6-6-0							
0-0-0		0-0-0		0-0-0		NEUTRAL		0-0-0		0-0-0		0-0-0							
6-22-0		0-8-0		1-3-0		NON-CONFERENCE		1-5-0		2-4-0		2-2-0							
5-7-0		0-2-0		1-1-0		HOME		1-2-0		1-0-0		2-2-0							
1-15-0		0-6-0		0-0-		AWAY		0-3-0		1-4-0		0-0-0							
0-0-0		0-0-0		0-0-0		NEUTRAL		0-0-0		0-0-0		0-0-0							
12-9-0		0-0-0		0-0-0		CONFERENCE		0-0-0		0-0-0		12-9-0							
6-3-0		0-0-0		0-0-0		HOME		0-0-0		0-0-0		6-3-0							
6-6-0		0-0-0		0-0-0		AWAY		0-0-0		0-0-0		6-6-0							
0-0-0		0-0-0		0-0-0		NEUTRAL		0-0-0		0-0-0		0-0-0							
RPI	S	Opponent		Score		RPI	S	Opponent		Score		RPI	S	Opponent		Score			
1	A	Florida		4	7	29	A	Fla. Atlantic		2	14	63	H	FGCU		3	1		
12	A	Stetson		2	8	29	H	Fla. Atlantic		7	6	63	H	FGCU		4	10		
12	A	Stetson		4	7	33	A	UCF		1	7	63	H	FGCU		1	8		
12	A	Stetson		0	2	33	H	UCF		1	6	70	A	Mi ami (FL)		2	4		
21	A	Jacksonville		3	4							70	A	Mi ami (FL)		7	8		
21	H	Jacksonville		8	13							70	A	Mi ami (FL)		11	12		
24	A	South Fla.		3	5														
24	H	South Fla.		1	16														
						LAST 10 GAMES													
						70	A	Mi ami (FL)		11	12	244	A	N. C. A&T		6	3		
						70	A	Mi ami (FL)		7	8	244	A	N. C. A&T		3	4		
						70	A	Mi ami (FL)		2	4	24	A	South Fla.		3	5		
						21	A	Jacksonville		3	4	229	H	N. C. Central		9	7		
						244	A	N. C. A&T		5	8	229	H	N. C. Central		6	0		

Non-Div. I Games:

Bethune-Cookman

Average RPI Win: 178		WON-LOST	WINNING	LAST 10	STRENGTH OF		OPP. STRENGTH	TEAM	ADJ	CONF.	ADJ CONF.
Average RPI Loss: 96		RECORD	PCT. RANK	GAMES	SCHEDULE		OF SCHEDULE	RPI	RPI	RPI	RPI
DIV. I ONLY		21-26-0	.44681	187	3-7-0		151	86	179	.48491	179
DIV. I NON-CONF.		10-13-0	.43478	188	0-2-0		265	58	241	.45259	240
TOTALS		RPI 1-25	RPI 26-50		W-L RECORDS		RPI 51-100		RPI 101-150		RPI 150+
21-26-0		0-2-0	1-8-0		OVERALL		5-7-0		1-3-0		14-6-0
12-14-0		0-1-0	0-4-0		HOME		2-4-0		1-2-0		9-3-0
9-12-0		0-1-0	1-4-0		AWAY		3-3-0		0-1-0		5-3-0
0-0-0		0-0-0	0-0-0		NEUTRAL		0-0-0		0-0-0		0-0-0
10-13-0		0-2-0	0-6-0		NON-CONFERENCE		0-0-0		0-1-0		10-4-0
7-7-0		0-1-0	0-4-0		HOME		0-0-0		0-0-0		7-2-0
3-6-0		0-1-0	0-0-0		AWAY		0-0-0		0-1-0		3-2-0
0-0-0		0-0-0	0-0-0		NEUTRAL		0-0-0		0-0-0		0-0-0
11-13-0		0-0-0	1-2-0		CONFERENCE		5-7-0		1-2-0		4-2-0
5-7-0		0-0-0	0-0-0		HOME		2-4-0		1-2-0		2-1-0
6-6-0		0-0-0	1-2-0		AWAY		3-3-0		0-0-0		2-1-0
0-0-0		0-0-0	0-0-0		NEUTRAL		0-0-0		0-0-0		0-0-0
RPI S	Opponent	Score	RPI S	Opponent	Score	RPI S	Opponent	Score	RPI S	Opponent	Score
15 A	Kentucky	3 4	34 A	Southern Miss.	2 8	60 H	Louisiana Tech	4 13	107 A	Austin Peay	0 6
23 H	Tennessee Tech	1 10	34 A	Southern Miss.	1 14	60 H	Louisiana Tech	6 1	150 H	Middle Tenn.	2 3
			34 A	Southern Miss.	7 1	60 H	Louisiana Tech	2 4	150 H	Middle Tenn.	7 8
			37 A	Louisville	4 5	88 A	Charlotte	4 6	150 H	Middle Tenn.	10 7
			37 H	Louisville	5 8	88 A	Charlotte	2 4	170 A	Eastern Ky.	13 9
			42 A	Vanderbilt	2 3	88 A	Charlotte	9 8	170 H	Eastern Ky.	5 7
			46 H	West Virginia	1 7	95 A	Rice	0 4	184 A	Memphis	1 7
			46 H	West Virginia	9 11	95 A	Rice	4 0	184 A	Memphis	3 1
			46 H	West Virginia	5 7	95 A	Rice	5 4	184 A	Memphis	0 4
						99 H	UTSA	4 10	185 A	UAB	0 5
						99 H	UTSA	0 5	185 A	UAB	8 5
						99 H	UTSA	9 5	185 A	UAB	13 5
									199 H	Marshall	6 2
									199 H	Marshall	7 5
									199 H	Marshall	5 6
									212 H	Northern Ill.	0 5
									212 H	Northern Ill.	10 2
									212 H	Northern Ill.	9 5
									212 H	Northern Ill.	1 0
									266 A	Belmont	15 7
									266 H	Belmont	4 1
									279 H	Bowling Green	5 4
									279 H	Bowling Green	17 5
									279 H	Bowling Green	9 3
			LAST 10 GAMES								
			88 A	Charlotte	9 8	60 H	Louisiana Tech	4 13			
			88 A	Charlotte	4 6	60 H	Louisiana Tech	6 1			
			88 A	Charlotte	2 4	37 A	Louisville	4 5			
			107 A	Austin Peay	0 6	185 A	UAB	8 5			
			60 H	Louisiana Tech	2 4	185 A	UAB	0 5			

Non-Div. I Games:

Western Ky.

Average RPI Win:		173	WON-LOST RECORD		WINNING PCT. RANK		LAST 10 GAMES		STRENGTH OF SCHEDULE		OPP. STRENGTH OF SCHEDULE		TEAM RPI		ADJ RPI		CONF. RPI		ADJ CONF. RPI				
DIV. I ONLY			21-28-0		.42857 204		4-6-0		145		152		180		.48458 180		17		17				
DIV. I NON-CONF.			11-14-0		.44 184		1-3-0		124		113		166		.49133 166		18		18				
TOTALS		RPI 1-25		RPI 26-50		W-L RECORDS		RPI 51-100		RPI 101-150		RPI 150+											
21-28-0		1-3-0		0-2-0		OVERALL		4-6-0		4-7-0		12-10-0											
8-14-0		0-0-0		0-2-0		HOME		1-1-0		2-6-0		5-5-0											
13-13-0		1-3-0		0-0-0		AWAY		3-5-0		2-1-0		7-4-0											
0-1-0		0-0-0		0-0-0		NEUTRAL		0-0-0		0-0-0		0-1-0											
11-14-0		1-3-0		0-2-0		NON-CONFERENCE		3-4-0		2-0-0		5-5-0											
7-6-0		0-0-0		0-2-0		HOME		1-1-0		2-0-0		4-3-0											
4-7-0		1-3-0		0-0-		AWAY		2-3-0		0-0-0		1-1-0											
0-1-0		0-0-0		0-0-0		NEUTRAL		0-0-0		0-0-0		0-1-0											
10-14-0		0-0-0		0-0-0		CONFERENCE		1-2-0		2-7-0		7-5-0											
1-8-0		0-0-0		0-0-0		HOME		0-0-0		0-6-0		1-2-0											
9-6-0		0-0-0		0-0-0		AWAY		1-2-0		2-1-0		6-3-0											
0-0-0		0-0-0		0-0-0		NEUTRAL		0-0-0		0-0-0		0-0-0											
RPI	S	Opponent		Score		RPI	S	Opponent		Score		RPI	S	Opponent		Score							
11	A	Ole Miss		4	9	34	H	Southern Miss.		7	9	110	H	Virginia Tech		4	2						
22	A	Texas		1	3	49	H	Iowa		2	8	122	H	Central Ark.		3	5						
22	A	Texas		4	1							56	A	South Alabama		2	4						
22	A	Texas		6	8							56	H	South Alabama		7	16						
												81	A	Tulane		2	1						
												81	A	Tulane		3	4						
												81	H	Tulane		8	7						
												98	A	Southeastern La.		1	3						
												98	A	Southeastern La.		6	7						
												98	A	Southeastern La.		8	1						
												146	H	McNeese		146	H	McNeese					
												146	H	McNeese		7	9						
												146	H	McNeese		6	9						
												149	H	Ball St.		10	1						
												182	H	Arkansas St.		3	6						
												182	H	Arkansas St.		3	12						
												182	H	Arkansas St.		2	1						
												187	A	A&M-Corpus Christi		13	8						
												187	A	A&M-Corpus Christi		6	5						
												187	A	A&M-Corpus Christi		2	0						
												194	H	Incarnate Word		2	8						
												194	H	Incarnate Word		3	4						
												194	H	Incarnate Word		6	5						
												206	A	Jackson St.		4	7						
												206	H	Jackson St.		2	4						
												226	N	Alabama St.		3	6						
												227	H	Ill. -Chi cago		5	4						
												232	A	Lamar University		1	5						
												232	A	Lamar University		6	2						
												232	A	Lamar University		2	0						
												267	A	Abilene Christian		5	6						
												267	A	Abilene Christian		14	10						
												267	A	Abilene Christian		6	7						
												289	A	Southern U.		7	5						
												289	H	Southern U.		6	2						
												289	H	Southern U.		14	3						
LAST 10 GAMES						LAST 10 GAMES						LAST 10 GAMES											
136 A Houston Baptist						2	1	194 H Incarnate Word						6	5	53 A Louisiana						6	8
136 A Houston Baptist						2	5	22 A Texas						4	1	267 A Abilene Christian						14	10
136 A Houston Baptist						8	1	22 A Texas						1	3	289 A Southern U.						7	5
194 H Incarnate Word						2	8	22 A Texas						6	8	289 H Southern U.						6	2
194 H Incarnate Word						3	4									289 H Southern U.						14	3

Non-Div. I Games:

New Orleans

Average RPI Win:		212	WON-LOST RECORD		WINNING PCT. RANK		LAST 10 GAMES		STRENGTH OF SCHEDULE		OPP. STRENGTH OF SCHEDULE		TEAM RPI		ADJ RPI		CONF. RPI		ADJ CONF. RPI	
DIV. I ONLY			26-20-0		.56522 102		6-4-0		233		249		181		.48456 181		22		22	
DIV. I NON-CONF.			17-11-0		.60714 89		3-2-0		169		269		122		.51119 122		19		19	
TOTALS		RPI 1-25		RPI 26-50		W-L RECORDS		RPI 51-100		RPI 101-150		RPI 150+								
26-20-0		0-3-0		0-0-0		OVERALL		2-3-0		0-0-0		24-14-0								
15-10-0		0-0-0		0-0-0		HOME		2-3-0		0-0-0		13-7-0								
9-10-0		0-3-0		0-0-0		AWAY		0-0-0		0-0-0		9-7-0								
2-0-0		0-0-0		0-0-0		NEUTRAL		0-0-0		0-0-0		2-0-0								
17-11-0		0-3-0		0-0-0		NON-CONFERENCE		2-3-0		0-0-0		15-5-0								
10-6-0		0-0-0		0-0-0		HOME		2-3-0		0-0-0		8-3-0								
5-5-0		0-3-0		0-0-		AWAY		0-0-0		0-0-0		5-2-0								
2-0-0		0-0-0		0-0-0		NEUTRAL		0-0-0		0-0-0		2-0-0								
9-9-0		0-0-0		0-0-0		CONFERENCE		0-0-0		0-0-0		9-9-0								
5-4-0		0-0-0		0-0-0		HOME		0-0-0		0-0-0		5-4-0								
4-5-0		0-0-0		0-0-0		AWAY		0-0-0		0-0-0		4-5-0								
0-0-0		0-0-0		0-0-0		NEUTRAL		0-0-0		0-0-0		0-0-0								
RPI	S	Opponent		Score		RPI	S	Opponent		Score		RPI	S	Opponent		Score				
1	A	Florida		5	12							74	H	Wagner		2	7			
1	A	Florida		1	3							74	H	Wagner		6	14			
1	A	Florida		0	8							74	H	Wagner		3	7			
												91	H	Bryant		9	1			
												91	H	Bryant		5	3			
												164	H	UMass Lowell I		6	5			
												164	H	UMass Lowell I		9	8			
												164	H	UMass Lowell I		5	6			
												192	H	Manhattan		4	3			
												192	H	Manhattan		3	12			
												200	A	Nicholls St.		7	14			
												200	A	Nicholls St.		6	3			
												200	A	Nicholls St.		6	5			
												200	A	Nicholls St.		5	4			
												211	H	UMBC		1	3			
												211	H	UMBC		2	9			
												211	H	UMBC		11	6			
												213	A	Binghamton		5	8			
												213	A	Binghamton		3	1			
												213	A	Binghamton		5	0			
												213	H	Binghamton		7	5			
												213	H	Binghamton		6	8			
												213	H	Binghamton		15	12			
												214	A	Fairfield		10	19			
												219	A	Albany (NY)		4	16			
												219	A	Albany (NY)		3	4			
												219	A	Albany (NY)		4	5			
												220	H	Quinnipiac		10	4			
												220	H	Quinnipiac		9	2			
												220	H	Quinnipiac		5	1			
												224	H	LIU Brooklyn		5	3			
												236	A	Maine		4	1			
												236	A	Maine		2	4			
												236	A	Maine		5	2			
												245	A	Iona		6	0			
												245	H	Iona		6	10			
												245	H	Iona		5	2			
												245	N	Iona		5	3			
												252	H	Sacred Heart		17	7			
LAST 10 GAMES																				
						91	H	Bryant		5	3	213	A	Binghamton		3	1			
						259	H	Massachusetts		3	4	213	A	Binghamton		5	0			
						91	H	Bryant		9	1	214	A	Fairfield		10	19			
						252	H	Sacred Heart		17	7	211	H	UMBC		11	6			
						213	A	Binghamton		5	8	211	H	UMBC		1	3			

Non-Div. I Games:

Stony Brook

Stony Brook

Average RPI Win: 139		WON-LOST	WINNING	LAST 10	STRENGTH OF		OPP. STRENGTH	TEAM	ADJ	CONF.	ADJ CONF.
Average RPI Loss: 94		RECORD	PCT. RANK	GAMES	SCHEDULE		OF SCHEDULE	RPI	RPI	RPI	RPI
DIV. I ONLY		17-27-0	.38636	227	5-5-0		120	56	182	.48432	182
DIV. I NON-CONF.		9-11-0	.45	179	1-1-0		195	54	175	.48859	175
TOTALS		RPI 1-25	RPI 26-50		W-L RECORDS		RPI 51-100		RPI 101-150		RPI 150+
17-27-0		0-4-0	1-7-0		OVERALL		5-4-0		4-5-0		7-7-0
10-11-0		0-3-0	0-3-0		HOME		3-3-0		4-1-0		3-1-0
7-16-0		0-1-0	1-4-0		AWAY		2-1-0		0-4-0		4-6-0
0-0-0		0-0-0	0-0-0		NEUTRAL		0-0-0		0-0-0		0-0-0
9-11-0		0-1-0	1-4-0		NON-CONFERENCE		1-2-0		2-1-0		5-3-0
6-3-0		0-0-0	0-0-0		HOME		1-2-0		2-0-0		3-1-0
3-8-0		0-1-0	1-0-		AWAY		0-0-0		0-1-0		2-2-0
0-0-0		0-0-0	0-0-0		NEUTRAL		0-0-0		0-0-0		0-0-0
8-16-0		0-3-0	0-3-0		CONFERENCE		4-2-0		2-4-0		2-4-0
4-8-0		0-3-0	0-3-0		HOME		2-1-0		2-1-0		0-0-0
4-8-0		0-0-0	0-0-0		AWAY		2-1-0		0-3-0		2-4-0
0-0-0		0-0-0	0-0-0		NEUTRAL		0-0-0		0-0-0		0-0-0
RPI S	Opponent	Score	RPI S	Opponent	Score	RPI S	Opponent	Score	RPI S	Opponent	Score
11 A	Ole Miss	3 10	32 A	Missouri	1 11	53 H	Louisiana	14 2	122 A	Central Ark.	3 14
25 H	Coastal Caro.	3 8	32 A	Missouri	9 14	53 H	Louisiana	1 6	122 H	Central Ark.	12 5
25 H	Coastal Caro.	1 3	44 H	Troy	9 12	53 H	Louisiana	8 7	123 A	Georgia St.	2 3
25 H	Coastal Caro.	14 26	44 H	Troy	10 13	56 A	South Alabama	6 3	123 A	Georgia St.	7 16
			44 H	Troy	3 4	56 A	South Alabama	6 9	123 A	Georgia St.	3 12
			47 A	Missouri St.	4 5	56 A	South Alabama	6 3	138 H	Southern Ill.	9 8
			47 A	Missouri St.	4 1	94 H	Illinois St.	3 18	140 H	Texas St.	2 1
			47 A	Missouri St.	4 12	94 H	Illinois St.	4 11	140 H	Texas St.	3 10
						94 H	Illinois St.	1 0	140 H	Texas St.	6 1
									153 A	UT Arlington	2 4
									153 A	UT Arlington	2 11
									153 A	UT Arlington	6 4
									180 A	New Orleans	12 3
									180 A	New Orleans	6 3
									180 A	New Orleans	1 2
									184 A	Memphis	1 4
									184 H	Memphis	3 6
									188 A	La.-Monroe	0 4
									188 A	La.-Monroe	31 7
									188 A	La.-Monroe	0 2
									208 H	Southeast Mo. St.	7 6
									261 H	UT Martin	13 5
									288 H	Mississippi Val.	9 0
			LAST 10 GAMES								
			122 A	Central Ark.	3 14	56 A	South Alabama	6 3			
			140 H	Texas St.	2 1	56 A	South Alabama	6 3			
			140 H	Texas St.	3 10	122 H	Central Ark.	12 5			
			140 H	Texas St.	6 1	44 H	Troy	9 12			
			56 A	South Alabama	6 9	44 H	Troy	10 13			

Non-Div. I Games:

Arkansas St.

Average RPI Win: 151		WON-LOST RECORD		WINNING PCT. RANK		LAST 10 GAMES		STRENGTH OF SCHEDULE		OPP. STRENGTH OF SCHEDULE		TEAM RPI		ADJ RPI		CONF. RPI		ADJ CONF. RPI	
DIV. I ONLY		19-27-0		.41304 215		5-5-0		114		164		183		.4842 183		14		14	
DIV. I NON-CONF.		10-12-0		.45455 173		1-1-0		82		191		109		.51452 109		13		13	
TOTALS		RPI 1-25		RPI 26-50		W-L RECORDS		RPI 51-100		RPI 101-150		RPI 150+							
19-27-0		0-1-0		1-2-0		OVERALL		2-3-0		4-10-0		12-11-0							
11-12-0		0-0-0		0-0-0		HOME		2-2-0		2-5-0		7-5-0							
8-15-0		0-1-0		1-2-0		AWAY		0-1-0		2-5-0		5-6-0							
0-0-0		0-0-0		0-0-0		NEUTRAL		0-0-0		0-0-0		0-0-0							
10-12-0		0-1-0		1-2-0		NON-CONFERENCE		1-1-0		1-1-0		7-7-0							
5-3-0		0-0-0		0-0-0		HOME		1-0-0		0-1-0		4-2-0							
5-9-0		0-1-0		1-0-		AWAY		0-1-0		1-0-0		3-5-0							
0-0-0		0-0-0		0-0-0		NEUTRAL		0-0-0		0-0-0		0-0-0							
9-15-0		0-0-0		0-0-0		CONFERENCE		1-2-0		3-9-0		5-4-0							
6-9-0		0-0-0		0-0-0		HOME		1-2-0		2-4-0		3-3-0							
3-6-0		0-0-0		0-0-0		AWAY		0-0-0		1-5-0		2-1-0							
0-0-0		0-0-0		0-0-0		NEUTRAL		0-0-0		0-0-0		0-0-0							
RPI	S	Opponent	Score		RPI	S	Opponent	Score		RPI	S	Opponent	Score		RPI	S	Opponent	Score	
2	A	Stanford	1	4	28	A	Indiana	2	1	59	A	Nevada	5	7	103	A	Pepperdi ne	3	6
					28	A	Indiana	2	4	59	H	Nevada	10	9	103	A	Pepperdi ne	4	3
					28	A	Indiana	1	3	79	H	Gonzaga	1	7	103	A	Pepperdi ne	3	5
										79	H	Gonzaga	2	1	120	H	Saint Mary' s (CA)	3	10
										79	H	Gonzaga	2	5	120	H	Saint Mary' s (CA)	3	4
															120	H	Saint Mary' s (CA)	5	1
															127	H	San Di ego	9	7
															127	H	San Di ego	0	9
															127	H	San Di ego	4	7
															135	A	San Franci sco	1	9
															135	A	San Franci sco	6	7
															135	A	San Franci sco	2	9
															137	A	Sacramento St.	14	7
															137	H	Sacramento St.	2	9
															156	H	San Jose St.	10	5
															159	H	Hawai i	10	1
															163	A	Seattle U	2	11
															163	A	Seattle U	3	5
															163	A	Seattle U	5	6
															163	A	Seattle U	8	5
															166	H	Loyola Marymount	3	2
															166	H	Loyola Marymount	7	5
															166	H	Loyola Marymount	4	13
															172	A	Cal Poly	8	3
															172	A	Cal Poly	1	9
															172	A	Cal Poly	0	9
															172	A	Cal Poly	4	0
															177	H	Santa Clara	4	12
															177	H	Santa Clara	7	3
															177	H	Santa Clara	6	9
															198	A	Portland	1	0
															198	A	Portland	14	7
															198	A	Portland	4	7
															243	H	Utah Val ley	3	4
LAST 10 GAMES					LAST 10 GAMES					LAST 10 GAMES					LAST 10 GAMES				

Non-Div. I Games:

Paci fi c

RPI	S	Opponent	Score	
243	H	Utah Valley	4	0
243	H	Utah Valley	4	3
243	H	Utah Valley	2	6

Paci fi c

P
a
c
i
f
i
c

P
a
c
i
f
i
c

Average RPI Win:	140	WON-LOST RECORD	WINNING PCT. RANK	LAST 10 GAMES	STRENGTH OF SCHEDULE	OPP. STRENGTH OF SCHEDULE	TEAM RPI	ADJ RPI	CONF. RPI	ADJ CONF. RPI		
DIV. I ONLY		17-32-0	.34694	244	4-6-0	64	50	184	.48411	184	4	4
DIV. I NON-CONF.		14-17-0	.45161	178	2-0-0	165	63	198	.48092	197	4	4
<hr/>												
TOTALS	RPI 1-25	RPI 26-50		W-L RECORDS		RPI 51-100		RPI 101-150		RPI 150+		
17-32-0	2-11-0	2-2-0		OVERALL		2-8-0		3-7-0		8-4-0		
11-17-0	1-7-0	2-2-0		HOME		2-4-0		0-0-0		6-4-0		
5-14-0	1-4-0	0-0-0		AWAY		0-4-0		2-6-0		2-0-0		
1-1-0	0-0-0	0-0-0		NEUTRAL		0-0-0		1-1-0		0-0-0		
14-17-0	0-4-0	1-0-0		NON-CONFERENCE		2-5-0		3-4-0		8-4-0		
9-10-0	0-2-0	1-0-0		HOME		2-4-0		0-0-0		6-4-0		
4-6-0	0-2-0	0-0-		AWAY		0-1-0		2-3-0		2-0-0		
1-1-0	0-0-0	0-0-0		NEUTRAL		0-0-0		1-1-0		0-0-0		
3-15-0	2-7-0	1-2-0		CONFERENCE		0-3-0		0-3-0		0-0-0		
2-7-0	1-5-0	1-2-0		HOME		0-0-0		0-0-0		0-0-0		
1-8-0	1-2-0	0-0-0		AWAY		0-3-0		0-3-0		0-0-0		
0-0-0	0-0-0	0-0-0		NEUTRAL		0-0-0		0-0-0		0-0-0		
<hr/>												
RPI	S	Opponent	Score	RPI	S	Opponent	Score	RPI	S	Opponent	Score	
5	H	Arkansas	7 8	33	H	UCF	9 0	51	H	Bayl or	7 2	
6	A	Auburn	4 5	33	H	UCF	1 7	51	H	Bayl or	8 12	
11	A	Ole Miss	6 8	33	H	UCF	3 9	51	H	Bayl or	0 7	
11	H	Ole Miss	0 12	38	H	Missi ssi ppi St.	6 1	61	A	Houston	0 2	
16	H	East Carolina	2 4					61	A	Houston	3 9	
16	H	East Carolina	1 5					61	A	Houston	0 3	
16	H	East Carolina	2 4					64	A	Tennessee	1 2	
18	H	UConn	1 5					67	H	Little Rock	10 6	
18	H	UConn	0 2					67	H	Little Rock	4 5	
18	H	UConn	4 3					67	H	Little Rock	1 4	
24	A	South Fla.	2 4									
24	A	South Fla.	8 2									
24	A	South Fla.	2 3									
				LAST 10 GAMES								
				266	H	Bel mont	5 4	24	A	South Fla.	8 2	
				18	H	UConn	4 3	24	A	South Fla.	2 4	
				18	H	UConn	0 2	250	A	Murray St.	10 6	
				18	H	UConn	1 5	16	H	East Carolina	2 4	
				24	A	South Fla.	2 3	16	H	East Carolina	2 4	

Non-Div. I Games:

Memphis

UAB

Average RPI Win:		168	WON-LOST RECORD		WINNING PCT. RANK		LAST 10 GAMES		STRENGTH OF SCHEDULE		OPP. STRENGTH OF SCHEDULE		TEAM RPI		ADJ RPI		CONF. RPI		ADJ CONF. RPI	
DIV. I ONLY			19-26-0		.42222 211		3-7-0		105		120		185		.48408 185		11		11	
DIV. I NON-CONF.			8-13-0		.38095 215		0-1-0		170		138		247		.44641 247		12		12	
TOTALS		RPI 1-25		RPI 26-50		W-L RECORDS		RPI 51-100		RPI 101-150		RPI 150+								
19-26-0		0-2-0		3-8-0		OVERALL		4-4-0		1-5-0		11-7-0								
11-17-0		0-1-0		1-6-0		HOME		2-2-0		1-4-0		7-4-0								
8-9-0		0-1-0		2-2-0		AWAY		2-2-0		0-1-0		4-3-0								
0-0-0		0-0-0		0-0-0		NEUTRAL		0-0-0		0-0-0		0-0-0								
8-13-0		0-2-0		1-4-0		NON-CONFERENCE		1-1-0		0-3-0		6-3-0								
8-8-0		0-1-0		1-3-0		HOME		1-0-0		0-2-0		6-2-0								
0-5-0		0-1-0		0-0-		AWAY		0-1-0		0-1-0		0-1-0								
0-0-0		0-0-0		0-0-0		NEUTRAL		0-0-0		0-0-0		0-0-0								
11-13-0		0-0-0		2-4-0		CONFERENCE		3-3-0		1-2-0		5-4-0								
3-9-0		0-0-0		0-3-0		HOME		1-2-0		1-2-0		1-2-0								
8-4-0		0-0-0		2-1-0		AWAY		2-1-0		0-0-0		4-2-0								
0-0-0		0-0-0		0-0-0		NEUTRAL		0-0-0		0-0-0		0-0-0								
RPI	S	Opponent		Score		RPI	S	Opponent		Score		RPI	S	Opponent		Score				
6	A	Auburn		2	12	29	A	Fla. Atlantic		8	2	60	H	Louisiana Tech		4	9			
6	H	Auburn		8	11	29	A	Fla. Atlantic		12	5	60	H	Louisiana Tech		6	7			
						29	A	Fla. Atlantic		2	5	60	H	Louisiana Tech		3	0			
						34	H	Southern Miss.		4	9	80	A	Alabama		3	12			
						34	H	Southern Miss.		0	6	80	H	Alabama		6	4			
						34	H	Southern Miss.		1	6	88	A	Charlotte		1	7			
						44	A	Troy		2	3	88	A	Charlotte		4	3			
						44	H	Troy		1	4	88	A	Charlotte		18	10			
						49	H	Iowa		4	0									
						49	H	Iowa		3	11									
						49	H	Iowa		1	4									
LAST 10 GAMES																				
						34	H	Southern Miss.		4	9	29	A	Fla. Atlantic		2	5			
						34	H	Southern Miss.		1	6	29	A	Fla. Atlantic		8	2			
						34	H	Southern Miss.		0	6	179	H	Western Ky.		5	8			
						105	A	Samford		5	7	179	H	Western Ky.		5	0			
						29	A	Fla. Atlantic		12	5	179	H	Western Ky.		5	13			

Non-Div. I Games:

UAB

Average RPI Win:	169	WON-LOST RECORD	WINNING PCT. RANK	LAST 10 GAMES	STRENGTH OF SCHEDULE	OPP. STRENGTH OF SCHEDULE	TEAM RPI	ADJ RPI	CONF. RPI	ADJ CONF. RPI			
DIV. I ONLY		16-27-0	.37209	234	3-7-0	142	163	186	.4839	186	10	10	
DIV. I NON-CONF.		11-17-0	.39286	208	1-2-0	208	180	174	.48984	174	8	8	
<hr/>													
TOTALS	RPI 1-25	RPI 26-50			W-L RECORDS		RPI 51-100		RPI 101-150		RPI 150+		
16-27-0	0-0-0	2-6-0			OVERALL		2-7-0		2-5-0		10-9-0		
3-8-0	0-0-0	1-5-0			HOME		1-2-0		0-1-0		1-0-0		
12-17-0	0-0-0	1-1-0			AWAY		1-5-0		2-2-0		8-9-0		
1-2-0	0-0-0	0-0-0			NEUTRAL		0-0-0		0-2-0		1-0-0		
11-17-0	0-0-0	1-1-0			NON-CONFERENCE		1-5-0		1-3-0		8-8-0		
1-1-0	0-0-0	0-0-0			HOME		0-0-0		0-1-0		1-0-0		
9-14-0	0-0-0	1-0-			AWAY		1-5-0		1-0-0		6-8-0		
1-2-0	0-0-0	0-0-0			NEUTRAL		0-0-0		0-2-0		1-0-0		
5-10-0	0-0-0	1-5-0			CONFERENCE		1-2-0		1-2-0		2-1-0		
2-7-0	0-0-0	1-5-0			HOME		1-2-0		0-0-0		0-0-0		
3-3-0	0-0-0	0-0-0			AWAY		0-0-0		1-2-0		2-1-0		
0-0-0	0-0-0	0-0-0			NEUTRAL		0-0-0		0-0-0		0-0-0		
RPI	S	Opponent	Score	RPI	S	Opponent	Score	RPI	S	Opponent	Score		
				41	A	Oklahoma	11 4						
				41	A	Oklahoma	2 3						
				43	H	DBU	1 8						
				43	H	DBU	3 9						
				43	H	DBU	9 2						
				47	H	Missouri St.	5 6						
				47	H	Missouri St.	4 6						
				47	H	Missouri St.	2 6						
								57	A	Illinois	11 7		
								62	A	Purdue	1 4		
								68	H	Bradley	5 2		
								68	H	Bradley	4 10		
								68	H	Bradley	4 5		
								80	A	Alabama	2 16		
								80	A	Alabama	5 6		
								80	A	Alabama	6 12		
								92	A	Notre Dame	5 6		
										138	A	Southern Ill.	0 8
										138	A	Southern Ill.	2 6
										138	A	Southern Ill.	6 2
										139	A	Butler	9 2
										148	N	CSUN	5 6
										148	N	CSUN	13 14
										149	H	Ball St.	5 13
										158	A	Grand Canyon	11 7
										158	A	Grand Canyon	12 6
										166	A	Loyola Marymount	4 7
										166	A	Loyola Marymount	3 10
										166	A	Loyola Marymount	5 15
										173	N	Holy Cross	20 6
										210	H	Milwaukee	23 5
										212	A	Northern Ill.	7 10
										216	A	Michigan St.	7 6
										216	A	Michigan St.	4 5
										217	A	Western Mich.	18 13
										240	A	UC Riverside	5 14
										240	A	UC Riverside	3 4
										270	A	Evansville	7 2
										270	A	Evansville	6 1
										270	A	Evansville	8 9
										271	A	Ark. -Pine Bluff	14 7
										271	A	Ark. -Pine Bluff	12 8
										271	A	Ark. -Pine Bluff	5 6
<hr/>													
LAST 10 GAMES													
				217	A	Western Mich.	18 13	43	H	DBU	9 2		
				47	H	Missouri St.	2 6	43	H	DBU	3 9		
				47	H	Missouri St.	4 6	43	H	DBU	1 8		
				47	H	Missouri St.	5 6	92	A	Notre Dame	5 6		
				212	A	Northern Ill.	7 10	270	A	Evansville	6 1		

Non-Div. I Games:

Val parai so

Average RPI Win: 175		WON-LOST	WINNING	LAST 10	STRENGTH OF		OPP. STRENGTH	TEAM	ADJ	CONF.	ADJ CONF.
Average RPI Loss: 126		RECORD	PCT. RANK	GAMES	SCHEDULE		OF SCHEDULE	RPI	RPI	RPI	RPI
DIV. I ONLY		22-26-0	.45833	175	4-6-0		163	122	187	.48357	187
DIV. I NON-CONF.		12-9-0	.57143	103	1-1-0		180	81	111	.51331	111
TOTALS		RPI 1-25	RPI 26-50		W-L RECORDS		RPI 51-100		RPI 101-150		RPI 150+
22-26-0		0-2-0	2-3-0		OVERALL		1-7-0		6-5-0		13-9-0
11-15-0		0-2-0	1-0-0		HOME		0-4-0		2-2-0		8-7-0
11-11-0		0-0-0	1-2-0		AWAY		1-3-0		4-3-0		5-2-0
0-0-0		0-0-0	0-0-0		NEUTRAL		0-0-0		0-0-0		0-0-0
12-9-0		0-2-0	2-3-0		NON-CONFERENCE		0-2-0		0-0-0		10-2-0
8-4-0		0-2-0	1-0-0		HOME		0-1-0		0-0-0		7-1-0
4-5-0		0-0-0	1-0-		AWAY		0-1-0		0-0-0		3-1-0
0-0-0		0-0-0	0-0-0		NEUTRAL		0-0-0		0-0-0		0-0-0
10-17-0		0-0-0	0-0-0		CONFERENCE		1-5-0		6-5-0		3-7-0
3-11-0		0-0-0	0-0-0		HOME		0-3-0		2-2-0		1-6-0
7-6-0		0-0-0	0-0-0		AWAY		1-2-0		4-3-0		2-1-0
0-0-0		0-0-0	0-0-0		NEUTRAL		0-0-0		0-0-0		0-0-0
RPI S	Opponent	Score	RPI S	Opponent	Score	RPI S	Opponent	Score	RPI S	Opponent	Score
13 H	Texas A&M	3 5	38 H	Mississippi St.	6 3	58 H	Sam Houston St.	1 3	122 A	Central Ark.	3 7
22 H	Texas	3 9	41 A	Oklahoma	14 4	58 H	Sam Houston St.	3 5	122 A	Central Ark.	16 3
			41 A	Oklahoma	2 3	58 H	Sam Houston St.	0 9	122 A	Central Ark.	4 9
			41 A	Oklahoma	7 11	98 A	Southeastern La.	1 10	129 A	Northwestern St.	8 3
			41 A	Oklahoma	3 7	98 A	Southeastern La.	13 7	129 A	Northwestern St.	6 7
						98 A	Southeastern La.	3 4	129 A	Northwestern St.	6 1
						99 A	UTSA	1 14	136 A	Houston Baptist	5 3
						99 H	UTSA	1 6	136 H	Houston Baptist	3 10
									146 H	McNeese	9 8
									146 H	McNeese	9 4
									146 H	McNeese	6 11
									153 A	UT Arlington	2 1
									153 A	UT Arlington	9 7
									153 A	UT Arlington	3 6
									180 H	New Orleans	8 13
									180 H	New Orleans	0 2
									180 H	New Orleans	5 6
									195 H	UC Santa Barbara	2 1
									200 H	Nicholls St.	12 1
									209 H	Columbia	6 3
									232 H	Lamar University	2 12
									232 H	Lamar University	6 11
									232 H	Lamar University	7 9
									238 H	Texas Southern	7 5
									241 A	UTRGV	5 4
									241 H	UTRGV	6 5
									243 H	Utah Valley	12 6
									243 H	Utah Valley	6 0
									243 H	Utah Valley	5 6
									243 H	Utah Valley	15 9
									251 A	SFA	9 2
									251 A	SFA	6 4
									251 A	SFA	10 11

Non-Div. I Games: Houston-Victoria 11 0 Houston-Victoria 10 0

A&M-Corpus Christi

Average RPI Win: 180		WON-LOST	WINNING	LAST 10	STRENGTH OF		OPP. STRENGTH	TEAM	ADJ	CONF.	ADJ CONF.
Average RPI Loss: 120		RECORD	PCT. RANK	GAMES	SCHEDULE		OF SCHEDULE	RPI	RPI	RPI	RPI
DIV. I ONLY		22-25-0	.46809	158	5-5-0		188	135	188	.4833	188
DIV. I NON-CONF.		12-11-0	.52174	129	1-1-0		212	264	169	.49097	169
TOTALS		RPI 1-25	RPI 26-50		W-L RECORDS		RPI 51-100		RPI 101-150		RPI 150+
22-25-0		0-5-0	0-0-0		OVERALL		1-7-0		9-3-0		12-10-0
16-7-0		0-0-0	0-0-0		HOME		0-1-0		6-2-0		10-4-0
6-18-0		0-5-0	0-0-0		AWAY		1-6-0		3-1-0		2-6-0
0-0-0		0-0-0	0-0-0		NEUTRAL		0-0-0		0-0-0		0-0-0
12-11-0		0-2-0	0-0-0		NON-CONFERENCE		0-2-0		4-2-0		8-5-0
8-3-0		0-0-0	0-0-0		HOME		0-1-0		1-1-0		7-1-0
4-8-0		0-2-0	0-0-		AWAY		0-1-0		3-1-0		1-4-0
0-0-0		0-0-0	0-0-0		NEUTRAL		0-0-0		0-0-0		0-0-0
10-14-0		0-3-0	0-0-0		CONFERENCE		1-5-0		5-1-0		4-5-0
8-4-0		0-0-0	0-0-0		HOME		0-0-0		5-1-0		3-3-0
2-10-0		0-3-0	0-0-0		AWAY		1-5-0		0-0-0		1-2-0
0-0-0		0-0-0	0-0-0		NEUTRAL		0-0-0		0-0-0		0-0-0
RPI S	Opponent	Score	RPI S	Opponent	Score	RPI S	Opponent	Score	RPI S	Opponent	Score
5 A	Arkansas	0 4				56 A	South Alabama	12 6	123 H	Georgia St.	9 4
5 A	Arkansas	9 10				56 A	South Alabama	0 6	123 H	Georgia St.	9 6
25 A	Coastal Caro.	4 11				56 A	South Alabama	3 5	123 H	Georgia St.	11 2
25 A	Coastal Caro.	16 17				60 A	Louisiana Tech	1 6	129 A	Northwestern St.	3 14
25 A	Coastal Caro.	4 14				60 H	Louisiana Tech	0 7	129 H	Northwestern St.	11 6
						67 A	Little Rock	5 6	138 A	Southern Ill.	5 4
						67 A	Little Rock	4 7	138 A	Southern Ill.	7 4
						67 A	Little Rock	2 3	138 A	Southern Ill.	13 7
									140 H	Texas St.	2 8
									140 H	Texas St.	3 2
									140 H	Texas St.	1 0
									146 H	McNeese	3 7
									153 A	UT Arlington	2 0
									153 A	UT Arlington	2 5
									153 A	UT Arlington	0 5
									176 H	Appalachian St.	1 4
									176 H	Appalachian St.	1 4
									176 H	Appalachian St.	5 0
									182 H	Arkansas St.	4 0
									182 H	Arkansas St.	2 0
									182 H	Arkansas St.	7 31
									206 A	Jackson St.	2 7
									206 H	Jackson St.	10 7
									242 H	Eastern Ill.	4 3
									242 H	Eastern Ill.	5 6
									242 H	Eastern Ill.	7 6
									251 A	SFA	9 7
									251 A	SFA	11 13
									251 A	SFA	7 10
									269 H	Northern Ky.	9 5
									269 H	Northern Ky.	21 9
									269 H	Northern Ky.	13 10
									278 A	Grambling	7 9
									278 H	Grambling	16 2

Non-Div. I Games:

La. -Monroe

[illegible]

Non-Div. I Games:

Cani si us

RPI	S	Opponent	Score	
295	H	Saint Peter' s	16	2
295	H	Saint Peter' s	5	1

Cani si us

C
a
n
i
s
i
u
s




C
a
n
i
s
i
u
s

Average RPI Win:		213	WON-LOST RECORD		WINNING PCT. RANK		LAST 10 GAMES		STRENGTH OF SCHEDULE		OPP. STRENGTH OF SCHEDULE		TEAM RPI		ADJ RPI		CONF. RPI		ADJ CONF. RPI	
DIV. I ONLY			19-26-0		.42222 211		5-5-0		121		216		190		.48163 190		22		22	
DIV. I NON-CONF.			6-21-0		.22222 264		0-4-0		34		209		232		.45933 231		19		19	
TOTALS		RPI 1-25		RPI 26-50		W-L RECORDS		RPI 51-100		RPI 101-150		RPI 150+								
19-26-0		0-6-0		0-1-0		OVERALL		0-7-0		1-4-0		18-8-0								
15-5-0		0-1-0		0-0-0		HOME		0-1-0		0-0-0		15-3-0								
4-20-0		0-5-0		0-1-0		AWAY		0-5-0		1-4-0		3-5-0								
0-1-0		0-0-0		0-0-0		NEUTRAL		0-1-0		0-0-0		0-0-0								
6-21-0		0-6-0		0-1-0		NON-CONFERENCE		0-7-0		1-4-0		5-3-0								
5-3-0		0-1-0		0-0-0		HOME		0-1-0		0-0-0		5-1-0								
1-17-0		0-5-0		0-0-		AWAY		0-5-0		1-4-0		0-2-0								
0-1-0		0-0-0		0-0-0		NEUTRAL		0-1-0		0-0-0		0-0-0								
13-5-0		0-0-0		0-0-0		CONFERENCE		0-0-0		0-0-0		13-5-0								
10-2-0		0-0-0		0-0-0		HOME		0-0-0		0-0-0		10-2-0								
3-3-0		0-0-0		0-0-0		AWAY		0-0-0		0-0-0		3-3-0								
0-0-0		0-0-0		0-0-0		NEUTRAL		0-0-0		0-0-0		0-0-0								
RPI	S	Opponent		Score		RPI	S	Opponent		Score		RPI	S	Opponent		Score				
7	A	Oregon St.		2	3	26	A	Northeastern		1	3	106	A	Marist		4	5			
7	A	Oregon St.		4	5							121	A	Elon		1	2			
7	A	Oregon St.		0	5							121	A	Elon		1	7			
7	A	Oregon St.		0	5							121	A	Elon		1	4			
18	A	UConn		1	9							143	A	Yale		5	3			
18	H	UConn		0	1							164	H	UMass Lowell		13	9			
												164	H	UMass Lowell		6	7			
												164	H	UMass Lowell		6	3			
												211	A	UMBC		14	3			
												211	A	UMBC		2	3			
												211	A	UMBC		5	9			
												211	H	UMBC		9	7			
												211	H	UMBC		5	1			
												211	H	UMBC		4	2			
												213	H	Binghamton		5	4			
												213	H	Binghamton		3	2			
												213	H	Binghamton		6	3			
												214	H	Fairfield		13	11			
												219	A	Albany (NY)		9	0			
												219	A	Albany (NY)		9	10			
												219	A	Albany (NY)		7	3			
												220	A	Quinnipiac		5	6			
												220	H	Quinnipiac		8	2			
												220	H	Quinnipiac		12	11			
												228	A	Dayton		4	7			
												236	H	Maine		5	3			
												236	H	Maine		1	0			
												236	H	Maine		1	6			
												252	H	Sacred Heart		12	10			
												259	H	Massachusetts		4	11			
												268	H	Central Conn. St.		2	1			
						LAST 10 GAMES														
						211	H	UMBC		5	1	164	H	UMass Lowell		6	3			
						211	H	UMBC		4	2	164	H	UMass Lowell		13	9			
						211	H	UMBC		9	7	220	A	Quinnipiac		5	6			
						259	H	Massachusetts		4	11	121	A	Elon		1	2			
						164	H	UMass Lowell		6	7	121	A	Elon		1	4			

Non-Div. I Games:

Hartford

Non-Div. I Games:

 Tie,  Loss,  Non-Conf, S Site, H Home, A Away, N Neutral Page 232

Average RPI Win:		222	WON-LOST RECORD		WINNING PCT. RANK		LAST 10 GAMES		STRENGTH OF SCHEDULE		OPP. STRENGTH OF SCHEDULE		TEAM RPI		ADJ RPI		CONF. RPI		ADJ CONF. RPI	
DIV. I ONLY			22-25-0		.46809 158		4-6-0		248		248		192		.48074 192		28		28	
DIV. I NON-CONF.			12-17-0		.41379 201		1-1-0		143		252		123		.51103 123		27		27	
TOTALS		RPI 1-25		RPI 26-50		W-L RECORDS		RPI 51-100		RPI 101-150		RPI 150+								
22-25-0		0-3-0		0-0-0		OVERALL		0-2-0		5-9-0		17-11-0								
6-5-0		0-0-0		0-0-0		HOME		0-0-0		1-3-0		5-2-0								
16-20-0		0-3-0		0-0-0		AWAY		0-2-0		4-6-0		12-9-0								
0-0-0		0-0-0		0-0-0		NEUTRAL		0-0-0		0-0-0		0-0-0								
12-17-0		0-3-0		0-0-0		NON-CONFERENCE		0-2-0		4-7-0		8-5-0								
1-1-0		0-0-0		0-0-0		HOME		0-0-0		0-1-0		1-0-0								
11-16-0		0-3-0		0-0-		AWAY		0-2-0		4-6-0		7-5-0								
0-0-0		0-0-0		0-0-0		NEUTRAL		0-0-0		0-0-0		0-0-0								
10-8-0		0-0-0		0-0-0		CONFERENCE		0-0-0		1-2-0		9-6-0								
5-4-0		0-0-0		0-0-0		HOME		0-0-0		1-2-0		4-2-0								
5-4-0		0-0-0		0-0-0		AWAY		0-0-0		0-0-0		5-4-0								
0-0-0		0-0-0		0-0-0		NEUTRAL		0-0-0		0-0-0		0-0-0								
RPI	S	Opponent		Score		RPI	S	Opponent		Score		RPI	S	Opponent		Score				
12	A	Stetson		5	6							93	A	Army West Point		1	2			
12	A	Stetson		2	6							93	A	Army West Point		2	3			
12	A	Stetson		0	5									106 H Marist		2	1			
														106 H Marist		2	3			
														106 H Marist		2	12			
														116 A Fordham		1	9			
														116 A Fordham		2	0			
														116 A Fordham		3	8			
														131 A Hofstra		12	4			
														131 H Hofstra		4	15			
														144 A VCU		1	2			
														144 A VCU		6	4			
														144 A VCU		8	6			
														148 A CSUN		5	31			
														148 A CSUN		1	5			
														148 A CSUN		5	21			
														168 A Monmouth		1	6			
														168 A Monmouth		0	1			
														168 A Monmouth		7	17			
														181 A Stony Brook		12	3			
														181 A Stony Brook		3	4			
														209 A Columbia		8	7			
														214 H Fairfield		3	2			
														214 H Fairfield		4	3			
														214 H Fairfield		0	1			
														219 A Albany (NY)		2	3			
														219 H Albany (NY)		4	3			
														221 A Saint Joseph's		3	6			
														223 A Siena		8	3			
														223 A Siena		0	4			
														223 A Siena		3	1			
														224 A LIU Brooklyn		5	8			
														224 A LIU Brooklyn		7	6			
														254 A UNC Asheville		16	2			
														254 A UNC Asheville		8	3			
														254 A UNC Asheville		3	9			
LAST 10 GAMES																				
				106 H Marist	2	12			168 A Monmouth	7	17									
				106 H Marist	2	1			168 A Monmouth	1	6									
				106 H Marist	2	3			131 H Hofstra	4	15									
				219 H Albany (NY)	4	3			286 H Rider	3	2									
				168 A Monmouth	0	1			286 H Rider	12	2									

Non-Div. I Games:

Manhattan

Manhattan

Average RPI Win: 179		WON-LOST	WINNING	LAST 10	STRENGTH OF		OPP. STRENGTH	TEAM	ADJ	CONF.	ADJ CONF.
Average RPI Loss: 124		RECORD	PCT. RANK	GAMES	SCHEDULE		OF SCHEDULE	RPI	RPI	RPI	RPI
DIV. I ONLY		19-24-0	.44186	194	1-9-0		197	134	193	.48028	193
DIV. I NON-CONF.		11-11-0	.5	140	0-4-0		242	101	158	.5002	158
TOTALS		RPI 1-25	RPI 26-50		W-L RECORDS		RPI 51-100		RPI 101-150		RPI 150+
19-24-0		0-3-0	0-1-0		OVERALL		2-2-0		5-8-0		12-10-0
11-7-0		0-0-0	0-0-0		HOME		2-1-0		1-2-0		8-4-0
8-17-0		0-3-0	0-1-0		AWAY		0-1-0		4-6-0		4-6-0
0-0-0		0-0-0	0-0-0		NEUTRAL		0-0-0		0-0-0		0-0-0
11-11-0		0-3-0	0-1-0		NON-CONFERENCE		0-1-0		3-1-0		8-5-0
5-1-0		0-0-0	0-0-0		HOME		0-0-0		0-0-0		5-1-0
6-10-0		0-3-0	0-0-		AWAY		0-1-0		3-1-0		3-4-0
0-0-0		0-0-0	0-0-0		NEUTRAL		0-0-0		0-0-0		0-0-0
8-13-0		0-0-0	0-0-0		CONFERENCE		2-1-0		2-7-0		4-5-0
6-6-0		0-0-0	0-0-0		HOME		2-1-0		1-2-0		3-3-0
2-7-0		0-0-0	0-0-0		AWAY		0-0-0		1-5-0		1-2-0
0-0-0		0-0-0	0-0-0		NEUTRAL		0-0-0		0-0-0		0-0-0
RPI S	Opponent	Score	RPI S	Opponent	Score	RPI S	Opponent	Score	RPI S	Opponent	Score
6 A	Auburn	3 4	36 A	Ari zona	1 6	79 H	Gonzaga	6 4	103 A	Pepperdi ne	2 5
6 A	Auburn	4 21				79 H	Gonzaga	6 2	103 A	Pepperdi ne	13 6
6 A	Auburn	5 9				79 H	Gonzaga	3 4	103 A	Pepperdi ne	0 2
						90 A	Cal i forni a	0 1	120 A	Sai nt Mary' s (CA)	1 7
									120 A	Sai nt Mary' s (CA)	3 10
									120 A	Sai nt Mary' s (CA)	1 2
									127 H	San Di ego	5 9
									127 H	San Di ego	6 11
									127 H	San Di ego	9 1
									148 A	CSUN	9 10
									148 A	CSUN	10 8
									148 A	CSUN	5 3
									148 A	CSUN	6 5
									159 A	Hawai i	3 8
									159 A	Hawai i	4 3
									159 A	Hawai i	2 3
									159 A	Hawai i	4 3
									166 H	Loyol a Marymount	8 9
									166 H	Loyol a Marymount	4 7
									166 H	Loyol a Marymount	4 9
									177 H	Santa Clara	2 1
									177 H	Santa Clara	6 5
									177 H	Santa Clara	6 4
									191 A	Utah	3 4
									191 A	Utah	3 6
									191 H	Utah	7 6
									191 H	Utah	4 8
									198 A	Portl and	3 4
									198 A	Portl and	6 8
									198 A	Portl and	6 2
									243 A	Utah Valley	14 2
									243 H	Utah Valley	9 3
									284 H	Omaha	6 4
									284 H	Omaha	13 3

Non-Div. I Games:

BYU

RPI	S	Opponent	Score
284	H	Omaha	8 1

BYU

[illegible]

Non-Div. I Games:

Incarnate Word

RPI	S	Opponent	Score	
239	H	North Dakota St.	2	1
241	A	UTRGV	11	4
251	A	SFA	10	7
251	A	SFA	7	3
251	A	SFA	8	1
267	H	Abilene Christian	5	2
267	H	Abilene Christian	7	6
267	H	Abilene Christian	8	7
289	H	Southern U.	6	4
294	A	Prairie View	26	12
294	H	Prairie View	31	2

I
n
c
a
r
n
a
t
e
W
o
r
d

I
n
c
a
r
n
a
t
e
W
o
r
d

Incarnate Word

[illegible]

Non-Div. I Games:

UC Santa Barbara

RPI	S	Opponent	Score
256	H	Dartmouth	15 5

UC Santa Barbara

Average RPI Win: 186		WON-LOST	WINNING	LAST 10	STRENGTH OF		OPP. STRENGTH	TEAM	ADJ	CONF.	ADJ CONF.
Average RPI Loss: 169		RECORD	PCT. RANK	GAMES	SCHEDULE		OF SCHEDULE	RPI	RPI	RPI	RPI
DIV. I ONLY		17-26-0	.39535	223	4-5-0		147	251	197	.47857	197
DIV. I NON-CONF.		6-16-0	.27273	253	1-2-0		47	221	179	.48572	181
TOTALS		RPI 1-25	RPI 26-50		W-L RECORDS		RPI 51-100		RPI 101-150		RPI 150+
17-26-0		2-1-0	1-3-0		OVERALL		0-4-0		2-1-0		12-17-0
4-8-0		0-0-0	0-1-0		HOME		0-0-0		2-1-0		2-6-0
11-17-0		2-1-0	0-1-0		AWAY		0-4-0		0-0-0		9-11-0
2-1-0		0-0-0	1-1-0		NEUTRAL		0-0-0		0-0-0		1-0-0
6-16-0		2-1-0	1-3-0		NON-CONFERENCE		0-4-0		0-0-0		3-8-0
0-3-0		0-0-0	0-1-0		HOME		0-0-0		0-0-0		0-2-0
4-12-0		2-1-0	0-0-		AWAY		0-4-0		0-0-0		2-6-0
2-1-0		0-0-0	1-1-0		NEUTRAL		0-0-0		0-0-0		1-0-0
11-10-0		0-0-0	0-0-0		CONFERENCE		0-0-0		2-1-0		9-9-0
4-5-0		0-0-0	0-0-0		HOME		0-0-0		2-1-0		2-4-0
7-5-0		0-0-0	0-0-0		AWAY		0-0-0		0-0-0		7-5-0
0-0-0		0-0-0	0-0-0		NEUTRAL		0-0-0		0-0-0		0-0-0
RPI S	Opponent	Score		RPI S	Opponent	Score		RPI S	Opponent	Score	
20 A	Oklahoma St.	3	8	30 N	Ohio St.	6	1	63 A	FGCU	3	12
20 A	Oklahoma St.	6	5	34 N	Southern Miss.	4	9	63 A	FGCU	7	8
20 A	Oklahoma St.	9	7	45 A	Michigan	4	6	63 A	FGCU	11	12
				45 H	Michigan	5	12	63 A	FGCU	5	6
				LAST 10 GAMES							
247 A	Oakland	11	8	45 A	Michigan	4	6	149 H	Ball St.	6	5
235 A	Central Mich.	3	12	217 H	Western Mich.	5	12	149 H	Ball St.	1	0
235 A	Central Mich.	5	2	217 H	Western Mich.	6	1	149 H	Ball St.	0	5
235 A	Central Mich.	7	6	217 H	Western Mich.	4	6	167 H	Miami (OH)	3	4
45 H	Michigan	5	12	202 A	Toledo	5	9	167 H	Miami (OH)	1	3
								167 H	Miami (OH)	4	0
								200 N	Nicholls St.	11	5
								202 A	Toledo	2	3
								202 A	Toledo	5	9
								202 A	Toledo	6	3
								206 A	Jackson St.	9	3
								206 A	Jackson St.	6	8
								206 A	Jackson St.	3	5
								217 H	Western Mich.	4	6
								217 H	Western Mich.	5	12
								217 H	Western Mich.	6	1
								228 A	Dayton	9	11
								235 A	Central Mich.	7	6
								235 A	Central Mich.	3	12
								235 A	Central Mich.	5	2
								241 A	UTRGV	3	4
								241 A	UTRGV	3	6
								241 A	UTRGV	4	5
								247 A	Oakland	11	8
								247 H	Oakland	2	4
								264 A	Ohio	4	5
								264 A	Ohio	6	4
								264 A	Ohio	4	3
								277 H	Youngstown St.	7	9
								279 A	Bowling Green	9	2
								279 A	Bowling Green	4	3
								279 A	Bowling Green	3	10

Non-Div. I Games:

Lynn

13

17

Concordia (MI)

6

1

Lawrence Tech

4

0

Eastern Mich.

Average RPI Win:		160	WON-LOST RECORD		WINNING PCT. RANK		LAST 10 GAMES		STRENGTH OF SCHEDULE		OPP. STRENGTH OF SCHEDULE		TEAM RPI		ADJ RPI		CONF. RPI		ADJ CONF. RPI				
DIV. I ONLY			18-26-0		.40909 217		5-5-0		104		169		199		.47764 198		14		14				
DIV. I NON-CONF.			9-14-0		.3913 210		2-2-0		54		152		184		.48499 183		13		13				
TOTALS		RPI 1-25		RPI 26-50				W-L RECORDS				RPI 51-100				RPI 101-150				RPI 150+			
18-26-0		0-2-0		0-3-0				OVERALL				4-7-0				2-4-0				12-10-0			
12-14-0		0-0-0		0-0-0				HOME				3-2-0				2-4-0				7-8-0			
6-11-0		0-1-0		0-3-0				AWAY				1-5-0				0-0-0				5-2-0			
0-1-0		0-1-0		0-0-0				NEUTRAL				0-0-0				0-0-0				0-0-0			
9-14-0		0-2-0		0-3-0				NON-CONFERENCE				4-4-0				0-0-0				5-5-0			
7-7-0		0-0-0		0-0-0				HOME				3-2-0				0-0-0				4-5-0			
2-6-0		0-1-0		0-0-				AWAY				1-2-0				0-0-0				1-0-0			
0-1-0		0-1-0		0-0-0				NEUTRAL				0-0-0				0-0-0				0-0-0			
9-12-0		0-0-0		0-0-0				CONFERENCE				0-3-0				2-4-0				7-5-0			
5-7-0		0-0-0		0-0-0				HOME				0-0-0				2-4-0				3-3-0			
4-5-0		0-0-0		0-0-0				AWAY				0-3-0				0-0-0				4-2-0			
0-0-0		0-0-0		0-0-0				NEUTRAL				0-0-0				0-0-0				0-0-0			
RPI	S	Opponent		Score		RPI	S	Opponent		Score		RPI	S	Opponent		Score		RPI	S	Opponent		Score	
7	A	Oregon St.		3	6	31	A	UCLA		2	7	77	A	UNLV		7	8	120	H	Saint Mary's (CA)		7	4
7	N	Oregon St.		2	9	31	A	UCLA		3	15	77	A	UNLV		2	12	120	H	Saint Mary's (CA)		4	2
						31	A	UCLA		0	13	79	A	Gonzaga		0	3	120	H	Saint Mary's (CA)		2	6
												79	A	Gonzaga		8	9	135	H	San Francisco		4	6
												79	A	Gonzaga		4	6	135	H	San Francisco		4	6
												83	A	Oregon		9	7	135	H	San Francisco		0	4
												83	H	Oregon		2	1	163	A	Seattle U		13	2
												87	H	UC Irvine		0	3	163	H	Seattle U		6	9
												87	H	UC Irvine		5	6	166	A	Loyola Marymount		6	1
												87	H	UC Irvine		7	6	166	A	Loyola Marymount		2	1
												87	H	UC Irvine		6	3	166	A	Loyola Marymount		2	8
																		177	A	Santa Clara		6	7
																		177	A	Santa Clara		7	6
																		177	A	Santa Clara		11	9
																		183	H	Pacific		7	4
																		183	H	Pacific		7	14
																		183	H	Pacific		0	1
																		193	H	BYU		8	6
																		193	H	BYU		4	3
																		193	H	BYU		2	6
																		221	H	Saint Joseph's		6	1
																		221	H	Saint Joseph's		8	0
																		221	H	Saint Joseph's		9	2
																		221	H	Saint Joseph's		8	9
																		222	H	CSU Bakersfield		3	7
																		222	H	CSU Bakersfield		8	10
																		222	H	CSU Bakersfield		5	0
																		222	H	CSU Bakersfield		1	5
LAST 10 GAMES						LAST 10 GAMES						LAST 10 GAMES						LAST 10 GAMES					
						163	A	Seattle U		13	2	7	N	Oregon St.		2	9	166	A	Loyola Marymount		2	8
						183	H	Pacific		7	4	166	A	Loyola Marymount		2	1	166	A	Loyola Marymount		6	1
						183	H	Pacific		7	14	166	A	Loyola Marymount		6	1	77	A	UNLV		7	8
						183	H	Pacific		0	1												
						83	H	Oregon		2	1												

Non-Div. I Games:

Portland

Average RPI Win:		203	WON-LOST RECORD		WINNING PCT. RANK		LAST 10 GAMES		STRENGTH OF SCHEDULE		OPP. STRENGTH OF SCHEDULE		TEAM RPI		ADJ RPI		CONF. RPI		ADJ CONF. RPI	
DIV. I ONLY			19-25-0		.43182 200		2-8-0		191		172		200		.47753 199		11		11	
DIV. I NON-CONF.			12-9-0		.57143 103		0-2-0		251		271		162		.49548 162		12		12	
TOTALS		RPI 1-25		RPI 26-50		W-L RECORDS		RPI 51-100		RPI 101-150		RPI 150+								
19-25-0		0-0-0		0-4-0		OVERALL		0-6-0		6-7-0		13-8-0								
6-13-0		0-0-0		0-4-0		HOME		0-3-0		0-2-0		6-4-0								
13-12-0		0-0-0		0-0-0		AWAY		0-3-0		6-5-0		7-4-0								
0-0-0		0-0-0		0-0-0		NEUTRAL		0-0-0		0-0-0		0-0-0								
12-9-0		0-0-0		0-1-0		NON-CONFERENCE		0-0-0		2-5-0		10-3-0								
4-4-0		0-0-0		0-1-0		HOME		0-0-0		0-2-0		4-1-0								
8-5-0		0-0-0		0-0-		AWAY		0-0-0		2-3-0		6-2-0								
0-0-0		0-0-0		0-0-0		NEUTRAL		0-0-0		0-0-0		0-0-0								
7-16-0		0-0-0		0-3-0		CONFERENCE		0-6-0		4-2-0		3-5-0								
2-9-0		0-0-0		0-3-0		HOME		0-3-0		0-0-0		2-3-0								
5-7-0		0-0-0		0-0-0		AWAY		0-3-0		4-2-0		1-2-0								
0-0-0		0-0-0		0-0-0		NEUTRAL		0-0-0		0-0-0		0-0-0								
RPI	S	Opponent		Score		RPI	S	Opponent		Score		RPI	S	Opponent		Score				
				29	H	Fla. Atlantic	6	8	60	H	Louisiana Tech	6	10	110	A	Virginia Tech	3	11		
				29	H	Fla. Atlantic	2	3	60	H	Louisiana Tech	2	15	110	H	Virginia Tech	9	11		
				29	H	Fla. Atlantic	3	17	60	H	Louisiana Tech	3	12	121	A	Elon	2	3		
				46	H	West Virginia	10	11	99	A	UTSA	2	11	121	A	Elon	11	7		
									99	A	UTSA	3	4	121	A	Elon	8	6		
									99	A	UTSA	2	12	134	H	ETSU	2	8		
														141	A	Morehead St.	11	14		
														145	A	FIU	5	9		
														145	A	FIU	6	5		
														145	A	FIU	0	15		
														150	A	Middle Tenn.	9	4		
														150	A	Middle Tenn.	6	4		
														150	A	Middle Tenn.	11	0		
														176	A	Appalachian St.	4	2		
														176	A	Appalachian St.	14	5		
														176	A	Appalachian St.	5	8		
														179	A	Western Ky.	5	7		
														179	A	Western Ky.	6	5		
														179	A	Western Ky.	2	6		
														185	H	UAB	6	0		
														185	H	UAB	1	3		
														185	H	UAB	2	5		
														246	H	Old Dominion	2	8		
														246	H	Old Dominion	11	6		
														249	A	Florida A&M	17	5		
														249	A	Florida A&M	9	0		
														249	A	Florida A&M	1	8		
														255	H	Niagara	4	7		
														255	H	Niagara	5	4		
														255	H	Niagara	11	1		
														255	H	Niagara	6	2		
														260	A	Western Caro.	12	8		
														264	A	Ohio	7	6		
														264	H	Ohio	6	2		
LAST 10 GAMES																				
				134	H	ETSU	2	8	145	A	FIU	6	5	255	H	Niagara	4	7		
				246	H	Old Dominion	2	8	46	H	West Virginia	10	11	255	H	Niagara	5	4		
				246	H	Old Dominion	11	6	60	H	Louisiana Tech	3	12	255	H	Niagara	11	1		
				145	A	FIU	5	9	60	H	Louisiana Tech	6	10	255	H	Niagara	6	2		
				145	A	FIU	0	15	60	H	Louisiana Tech	2	15	260	A	Western Caro.	12	8		
														264	A	Ohio	7	6		
														264	H	Ohio	6	2		

Non-Div. I Games:

Marshall

Average RPI Win: 199		WON-LOST RECORD		WINNING PCT. RANK		LAST 10 GAMES		STRENGTH OF SCHEDULE		OPP. STRENGTH OF SCHEDULE		TEAM RPI		ADJ RPI		CONF. RPI		ADJ CONF. RPI	
DIV. I ONLY		22-27-0		.44898 183		6-4-0		171		176		202		.47535 200		17		17	
DIV. I NON-CONF.		11-13-0		.45833 168		2-0-0		213		214		224		.4658 224		18		18	
TOTALS		RPI 1-25		RPI 26-50		W-L RECORDS		RPI 51-100		RPI 101-150		RPI 150+							
22-27-0		0-0-0		1-6-0		OVERALL		3-6-0		4-5-0		14-10-0							
15-9-0		0-0-0		1-0-0		HOME		2-2-0		3-3-0		9-4-0							
7-13-0		0-0-0		0-3-0		AWAY		1-4-0		1-2-0		5-4-0							
0-5-0		0-0-0		0-3-0		NEUTRAL		0-0-0		0-0-0		0-2-0							
11-13-0		0-0-0		1-6-0		NON-CONFERENCE		1-2-0		0-0-0		9-5-0							
9-3-0		0-0-0		1-0-0		HOME		1-0-0		0-0-0		7-3-0							
2-5-0		0-0-0		0-0-		AWAY		0-2-0		0-0-0		2-0-0							
0-5-0		0-0-0		0-3-0		NEUTRAL		0-0-0		0-0-0		0-2-0							
11-14-0		0-0-0		0-0-0		CONFERENCE		2-4-0		4-5-0		5-5-0							
6-6-0		0-0-0		0-0-0		HOME		1-2-0		3-3-0		2-1-0							
5-8-0		0-0-0		0-0-0		AWAY		1-2-0		1-2-0		3-4-0							
0-0-0		0-0-0		0-0-0		NEUTRAL		0-0-0		0-0-0		0-0-0							
RPI	S	Opponent	Score		RPI	S	Opponent	Score		RPI	S	Opponent	Score						
			30	N	Ohio St.	3	6	52	A	LSU	1	10	129	H	Northwestern St.	5	4		
			34	N	Southern Miss.	4	20	53	A	Louisiana	1	2	129	H	Northwestern St.	3	5		
			36	A	Arizona	5	11	58	H	Sam Houston St.	5	7	129	H	Northwestern St.	1	3		
			36	A	Arizona	3	9	58	H	Sam Houston St.	4	3	136	A	Houston Baptist	4	13		
			36	A	Arizona	3	11	58	H	Sam Houston St.	4	8	136	A	Houston Baptist	3	4		
			38	H	Mississippi St.	7	4	62	H	Purdue	4	2	136	A	Houston Baptist	5	4		
			38	N	Mississippi St.	4	14	98	A	Southeastern La.	2	9	146	H	McNeese	1	0		
								98	A	Southeastern La.	3	10	146	H	McNeese	4	5		
								98	A	Southeastern La.	6	3	146	H	McNeese	7	2		
													181	H	Stony Brook	14	7		
													181	H	Stony Brook	3	6		
													181	H	Stony Brook	5	6		
													181	H	Stony Brook	4	5		
													187	A	A&M-Corpus Christi	1	12		
													194	A	Incarnate Word	6	7		
													194	A	Incarnate Word	5	2		
													194	A	Incarnate Word	6	7		
													195	N	UC Santa Barbara	6	8		
													197	N	Eastern Mich.	5	11		
													232	H	Lamar University	9	16		
													232	H	Lamar University	6	1		
													232	H	Lamar University	5	2		
													251	A	SFA	13	9		
													251	A	SFA	22	10		
													251	A	SFA	1	4		
													252	H	Sacred Heart	10	0		
													252	H	Sacred Heart	21	6		
													271	H	Ark. -Pine Bluff	14	1		
													287	H	Alcorn	18	0		
													287	H	Alcorn	13	6		
													288	H	Mississippi Val.	4	3		
													289	A	Southern U.	12	3		
													294	A	Prairie View	17	8		
				LAST 10 GAMES															
				251	A	SFA	13	9	232	H	Lamar University	6	1						
				251	A	SFA	22	10	232	H	Lamar University	9	16						
				251	A	SFA	1	4	289	A	Southern U.	12	3						
				294	A	Prairie View	17	8	98	A	Southeastern La.	2	9						
				232	H	Lamar University	5	2	98	A	Southeastern La.	3	10						

Non-Div. I Games:

Nicholls St.

Average RPI Win: 208		WON-LOST	WINNING	LAST 10	STRENGTH OF		OPP. STRENGTH	TEAM	ADJ	CONF.	ADJ CONF.
Average RPI Loss: 152		RECORD	PCT. RANK	GAMES	SCHEDULE		OF SCHEDULE	RPI	RPI	RPI	RPI
DIV. I ONLY		21-24-0	.46667	166	6-4-0		204	205	203	.47515	201
DIV. I NON-CONF.		10-16-0	.38462	213	1-0-0		261	225	251	.44287	249
TOTALS		RPI 1-25	RPI 26-50		W-L RECORDS		RPI 51-100		RPI 101-150		RPI 150+
21-24-0		0-1-0	0-1-0		OVERALL		1-2-0		6-11-0		14-9-0
13-5-0		0-0-0	0-0-0		HOME		0-0-0		2-1-0		11-4-0
7-13-0		0-1-0	0-0-0		AWAY		1-2-0		4-5-0		2-5-0
1-6-0		0-0-0	0-1-0		NEUTRAL		0-0-0		0-5-0		1-0-0
10-16-0		0-1-0	0-1-0		NON-CONFERENCE		0-0-0		1-6-0		9-8-0
6-3-0		0-0-0	0-0-0		HOME		0-0-0		0-0-0		6-3-0
3-8-0		0-1-0	0-0-		AWAY		0-0-0		1-2-0		2-5-0
1-5-0		0-0-0	0-1-0		NEUTRAL		0-0-0		0-4-0		1-0-0
11-8-0		0-0-0	0-0-0		CONFERENCE		1-2-0		5-5-0		5-1-0
7-2-0		0-0-0	0-0-0		HOME		0-0-0		2-1-0		5-1-0
4-5-0		0-0-0	0-0-0		AWAY		1-2-0		3-3-0		0-0-0
0-1-0		0-0-0	0-0-0		NEUTRAL		0-0-0		0-1-0		0-0-0
RPI S	Opponent	Score		RPI S	Opponent	Score		RPI S	Opponent	Score	
17 A	NC State	2	3	37 N	Louisville	8	15	73 A	Davidson	3	4
								73 A	Davidson	5	9
								73 A	Davidson	2	0
								125 A	George Washington	5	3
								125 A	George Washington	0	1
								125 A	George Washington	4	3
								139 N	Butler	0	3
								139 N	Butler	3	5
								139 N	Butler	4	5
								139 N	Butler	1	12
								142 H	Richmond	1	5
								142 H	Richmond	5	1
								142 H	Richmond	1	0
								142 N	Richmond	2	16
								144 A	VCU	0	1
								144 A	VCU	4	6
								144 A	VCU	11	3
								145 A	FIU	3	14
								145 A	FIU	0	16
								145 A	FIU	12	8
								162 A	James Madison	7	1
								162 H	James Madison	1	2
								171 A	Georgetown	3	7
								171 A	Georgetown	7	10
								171 A	Georgetown	2	6
								211 H	UMBC	11	4
								214 H	Fairfield	7	5
								214 H	Fairfield	5	13
								214 H	Fairfield	7	1
								248 H	Lafayette	2	3
								248 H	Lafayette	12	3
								248 H	Lafayette	13	12
								253 A	The Citadel	0	3
								257 A	Longwood	10	13
								259 H	Massachusetts	0	1
								259 H	Massachusetts	11	2
								259 H	Massachusetts	2	1
LAST 10 GAMES				LAST 10 GAMES				LAST 10 GAMES			

Non-Div. I Games:

George Mason

RPI	S	Opponent	Score	
265	A	Towson	16	9
265	H	Towson	14	7
280	N	Villanova	6	1
282	H	St. Bonaventure	4	0
282	H	St. Bonaventure	7	6
282	H	St. Bonaventure	6	0

George Mason

G
e
o
r
g
e
M
a
s
o
n

G
e
o
r
g
e
M
a
s
o
n

Average RPI Win: 204		WON-LOST	WINNING	LAST 10	STRENGTH OF	OPP. STRENGTH	TEAM	ADJ	CONF.	ADJ CONF.						
Average RPI Loss: 174		RECORD	PCT. RANK	GAMES	SCHEDULE	OF SCHEDULE	RPI	RPI	RPI	RPI						
DIV. I ONLY		22-27-0	.44898	183	7-3-0	203	270	204	.47487	203	18	18				
DIV. I NON-CONF.		12-12-0	.5	140	2-0-0	226	294	177	.48792	177	20	20				
<hr/>																
TOTALS		RPI 1-25		RPI 26-50		W-L RECORDS		RPI 51-100		RPI 101-150		RPI 150+				
22-27-0		0-0-0		0-0-0		OVERALL		3-5-0		3-7-0		16-15-0				
5-10-0		0-0-0		0-0-0		HOME		0-3-0		1-1-0		4-6-0				
14-15-0		0-0-0		0-0-0		AWAY		3-2-0		1-4-0		10-9-0				
3-2-0		0-0-0		0-0-0		NEUTRAL		0-0-0		1-2-0		2-0-0				
12-12-0		0-0-0		0-0-0		NON-CONFERENCE		2-1-0		1-4-0		9-7-0				
2-2-0		0-0-0		0-0-0		HOME		0-0-0		0-0-0		2-2-0				
7-8-0		0-0-0		0-0-		AWAY		2-1-0		0-2-0		5-5-0				
3-2-0		0-0-0		0-0-0		NEUTRAL		0-0-0		1-2-0		2-0-0				
10-15-0		0-0-0		0-0-0		CONFERENCE		1-4-0		2-3-0		7-8-0				
3-8-0		0-0-0		0-0-0		HOME		0-3-0		1-1-0		2-4-0				
7-7-0		0-0-0		0-0-0		AWAY		1-1-0		1-2-0		5-4-0				
0-0-0		0-0-0		0-0-0		NEUTRAL		0-0-0		0-0-0		0-0-0				
RPI	S	Opponent	Score	RPI	S	Opponent	Score	RPI	S	Opponent	Score					
								73	A	Davi dson	3	7				
								73	A	Davi dson	7	1				
								73	A	Davi dson	4	1				
								93	A	Army West Point	5	0				
								93	A	Army West Point	2	6				
								93	H	Army West Point	1	10				
								93	H	Army West Point	0	14				
								93	H	Army West Point	3	5				
												102	A	UNCW	4	5
												130	A	Navy	7	4
												130	A	Navy	1	2
												130	A	Navy	1	7
												130	H	Navy	1	0
												130	H	Navy	1	6
												139	N	Butler	6	15
												139	N	Butler	1	12
												142	A	Ri chmond	0	7
												143	N	Yal e	3	1
												168	N	Monmouth	10	3
												170	N	Eastern Ky.	5	4
												173	A	Hol y Cross	8	5
												173	A	Hol y Cross	2	1
												173	H	Hol y Cross	4	11
												173	H	Hol y Cross	0	8
								173	H	Hol y Cross	2	4				
								174	H	Del aware	7	15				
								215	A	Bucknel l	6	3				
								215	A	Bucknel l	1	4				
								215	A	Bucknel l	0	3				
								215	H	Bucknel l	5	4				
								215	H	Bucknel l	1	3				
								218	A	William & Mary	2	12				
								221	H	Saint Joseph' s	2	10				
								244	A	N. C. A&T	5	11				
								244	A	N. C. A&T	3	2				
								244	A	N. C. A&T	4	8				
								248	A	Lafayette	7	1				
								248	A	Lafayette	7	8				
								248	A	Lafayette	0	1				
								248	A	Lafayette	5	2				
								248	H	Lafayette	5	2				
								273	H	Coppin St.	11	7				
				LAST 10 GAMES												
				173 A Hol y Cross				2	1	215 H Bucknel l				1	3	
				173 A Hol y Cross				8	5	215 H Bucknel l				5	4	
				93 A Army West Point				2	6	130 H Navy				1	0	
				93 A Army West Point				5	0	130 H Navy				1	6	
				295 A Saint Peter' s				27	2	273 H Coppin St.				11	7	

Non-Div. I Games:

Lehigh

Lehigh

Lehigh

RPI	S	Opponent	Score
286	A	Rider	5 3
292	A	Norfolk St.	3 5
292	A	Norfolk St.	19 3
292	A	Norfolk St.	11 5
292	A	Norfolk St.	3 7
295	A	Saint Peter's	27 2
295	H	Saint Peter's	14 0

Lehi gh

Average RPI Win:		151	WON-LOST RECORD		WINNING PCT. RANK		LAST 10 GAMES		STRENGTH OF SCHEDULE		OPP. STRENGTH OF SCHEDULE		TEAM RPI		ADJ RPI		CONF. RPI		ADJ CONF. RPI	
DIV. I ONLY			14-31-0		.31111 263		5-5-0		88		224		206		.47274 204		19		19	
DIV. I NON-CONF.			9-12-0		.42857 192		3-1-0		12		205		60		.54649 60		17		17	
TOTALS		RPI 1-25		RPI 26-50		W-L RECORDS		RPI 51-100		RPI 101-150		RPI 150+								
14-31-0		0-3-0		0-2-0		OVERALL		3-4-0		7-9-0		4-13-0								
4-12-0		0-3-0		0-0-0		HOME		0-0-0		2-7-0		2-2-0								
10-19-0		0-0-0		0-2-0		AWAY		3-4-0		5-2-0		2-11-0								
0-0-0		0-0-0		0-0-0		NEUTRAL		0-0-0		0-0-0		0-0-0								
9-12-0		0-0-0		0-2-0		NON-CONFERENCE		3-4-0		6-4-0		0-2-0								
1-3-0		0-0-0		0-0-0		HOME		0-0-0		1-2-0		0-1-0								
8-9-0		0-0-0		0-0-		AWAY		3-4-0		5-2-0		0-1-0								
0-0-0		0-0-0		0-0-0		NEUTRAL		0-0-0		0-0-0		0-0-0								
5-19-0		0-3-0		0-0-0		CONFERENCE		0-0-0		1-5-0		4-11-0								
3-9-0		0-3-0		0-0-0		HOME		0-0-0		1-5-0		2-1-0								
2-10-0		0-0-0		0-0-0		AWAY		0-0-0		0-0-0		2-10-0								
0-0-0		0-0-0		0-0-0		NEUTRAL		0-0-0		0-0-0		0-0-0								
RPI	S	Opponent		Score		RPI	S	Opponent		Score		RPI	S	Opponent		Score				
23	H	Tennessee Tech		1	4	27	A	Wichita St.		1	6	60	A	Louisiana Tech		1	13			
23	H	Tennessee Tech		4	8	32	A	Missouri		1	12	60	A	Louisiana Tech		5	2			
23	H	Tennessee Tech		1	4							60	A	Louisiana Tech		1	4			
												94	A	Illinois St.		7	2			
												98	A	Southeastern La.		7	4			
												98	A	Southeastern La.		6	13			
												98	A	Southeastern La.		2	11			
												105	A	Samford		1	0			
												105	A	Samford		4	2			
												105	A	Samford		5	0			
												107	H	Austin Peay		0	4			
												107	H	Austin Peay		12	7			
												107	H	Austin Peay		0	7			
												126	A	Saint Louis		2	5			
												126	H	Saint Louis		4	5			
												126	H	Saint Louis		7	6			
												132	A	Oral Roberts		2	1			
												132	A	Oral Roberts		6	4			
												132	A	Oral Roberts		2	4			
												138	H	Southern Ill.		3	8			
												141	H	Morehead St.		6	11			
												141	H	Morehead St.		3	25			
												141	H	Morehead St.		6	10			
												170	A	Eastern Ky.		8	11			
												170	A	Eastern Ky.		3	15			
												170	A	Eastern Ky.		7	10			
												208	A	Southeast Mo. St.		6	11			
												208	A	Southeast Mo. St.		10	11			
												208	A	Southeast Mo. St.		0	7			
												250	A	Murray St.		10	7			
												250	A	Murray St.		5	6			
												250	A	Murray St.		8	9			
												261	A	UT Martin		1	7			
												261	A	UT Martin		17	6			
												261	A	UT Martin		5	9			
												266	H	Belmont		4	2			
												266	H	Belmont		5	4			
												266	H	Belmont		1	15			
												283	A	Western Ill.		2	8			
												283	H	Western Ill.		3	4			
LAST 10 GAMES					LAST 10 GAMES					LAST 10 GAMES										

Non-Div. I Games:

SIUE

Average RPI Win: 202		WON-LOST	WINNING	LAST 10	STRENGTH OF		OPP. STRENGTH	TEAM	ADJ	CONF.	ADJ CONF.
Average RPI Loss: 171		RECORD	PCT. RANK	GAMES	SCHEDULE		OF SCHEDULE	RPI	RPI	RPI	RPI
DIV. I ONLY		21-20-0	.5122	142	5-4-0		244	208	198	.47256	205
DIV. I NON-CONF.		12-8-0	.6	91	0-0-0		281	170	182	.48	202
TOTALS		RPI 1-25	RPI 26-50		W-L RECORDS		RPI 51-100		RPI 101-150		RPI 150+
21-20-0	0-0-0	0-0-0		OVERALL		0-2-0		3-5-0		18-13-0	
11-8-0	0-0-0	0-0-0		HOME		0-2-0		1-2-0		10-4-0	
10-12-0	0-0-0	0-0-0		AWAY		0-0-0		2-3-0		8-9-0	
0-0-0	0-0-0	0-0-0		NEUTRAL		0-0-0		0-0-0		0-0-0	
12-8-0	0-0-0	0-0-0		NON-CONFERENCE		0-2-0		1-1-0		11-5-0	
6-4-0	0-0-0	0-0-0		HOME		0-2-0		0-0-0		6-2-0	
6-4-0	0-0-0	0-0-0		AWAY		0-0-0		1-1-0		5-3-0	
0-0-0	0-0-0	0-0-0		NEUTRAL		0-0-0		0-0-0		0-0-0	
9-12-0	0-0-0	0-0-0		CONFERENCE		0-0-0		2-4-0		7-8-0	
5-4-0	0-0-0	0-0-0		HOME		0-0-0		1-2-0		4-2-0	
4-8-0	0-0-0	0-0-0		AWAY		0-0-0		1-2-0		3-6-0	
0-0-0	0-0-0	0-0-0		NEUTRAL		0-0-0		0-0-0		0-0-0	
RPI S	Opponent	Score	RPI S	Opponent	Score	RPI S	Opponent	Score	RPI S	Opponent	Score
						89 H	Air Force	9 17	111 A	Nebraska	6 3
						89 H	Air Force	6 12	111 A	Nebraska	2 14
									112 H	New Mexico St.	3 6
									112 H	New Mexico St.	13 7
									112 H	New Mexico St.	9 12
									137 A	Sacramento St.	0 5
									137 A	Sacramento St.	5 2
									137 A	Sacramento St.	0 5
									156 A	San Jose St.	6 5
									156 A	San Jose St.	12 7
									156 A	San Jose St.	4 7
									156 A	San Jose St.	10 11
									158 H	Grand Canyon	6 9
									158 H	Grand Canyon	1 18
									158 H	Grand Canyon	7 4
									163 A	Seattle U	7 6
									163 A	Seattle U	1 8
									163 A	Seattle U	5 6
									207 A	UC Davis	2 6
									207 A	UC Davis	5 3
									207 A	UC Davis	12 2
									207 A	UC Davis	6 4
									230 H	South Dakota St.	11 7
									230 H	South Dakota St.	5 4
									230 H	South Dakota St.	8 2
									230 H	South Dakota St.	3 2
									239 H	North Dakota St.	17 4
									239 H	North Dakota St.	2 4
									239 H	North Dakota St.	9 7
									239 H	North Dakota St.	3 6
									241 H	UTRGV	6 4
									241 H	UTRGV	3 2
									241 H	UTRGV	5 4
									243 A	Utah Valley	8 4
Non-Div. I Games:		Mont. St. Billings	5 9	MSU Denver	7 0	Mont. St. Billings		6 1	Mont. St. Billings		18 6
		Regis (CO)	35 11	Regis (CO)	8 7						Northern Colo.

RPI	S	Opponent	Score
243	A	Utah Valley	5 15
243	A	Utah Valley	14 15
258	A	Chi cago St.	11 7
258	A	Chi cago St.	8 11
258	A	Chi cago St.	4 7

Northern Colo.

N
o
r
t
h
e
r
n
C
o
l
o
.

N
o
r
t
h
e
r
n
C
o
l
o
.

Average RPI Win: 242		WON-LOST	WINNING	LAST 10	STRENGTH OF		OPP. STRENGTH	TEAM	ADJ		CONF.	ADJ CONF.		
Average RPI Loss: 184		RECORD	PCT. RANK	GAMES	SCHEDULE		OF SCHEDULE	RPI	RPI		RPI	RPI		
DIV. I ONLY		27-14-0	.65854	47	7-3-0		287	277	205		.47218	206		
DIV. I NON-CONF.		8-7-0	.53333	122	1-0-0		76	181	112		.51147	119		
TOTALS		RPI 1-25	RPI 26-50		W-L RECORDS		RPI 51-100		RPI 101-150		RPI 150+			
27-14-0		0-0-0	0-1-0		OVERALL		2-3-0		1-1-0		24-9-0			
15-8-0		0-0-0	0-1-0		HOME		1-3-0		0-0-0		14-4-0			
12-6-0		0-0-0	0-0-0		AWAY		1-0-0		1-1-0		10-5-0			
0-0-0		0-0-0	0-0-0		NEUTRAL		0-0-0		0-0-0		0-0-0			
8-7-0		0-0-0	0-1-0		NON-CONFERENCE		2-3-0		1-1-0		5-2-0			
5-5-0		0-0-0	0-1-0		HOME		1-3-0		0-0-0		4-1-0			
3-2-0		0-0-0	0-0-		AWAY		1-0-0		1-1-0		1-1-0			
0-0-0		0-0-0	0-0-0		NEUTRAL		0-0-0		0-0-0		0-0-0			
19-7-0		0-0-0	0-0-0		CONFERENCE		0-0-0		0-0-0		19-7-0			
10-3-0		0-0-0	0-0-0		HOME		0-0-0		0-0-0		10-3-0			
9-4-0		0-0-0	0-0-0		AWAY		0-0-0		0-0-0		9-4-0			
0-0-0		0-0-0	0-0-0		NEUTRAL		0-0-0		0-0-0		0-0-0			
RPI	S	Opponent	Score		RPI	S	Opponent	Score		RPI	S	Opponent	Score	
					38	H	Mississippi St.	1	12					

J a c k s o n s t .

J
a
c
k
s
o
n
s
t
.

Jackson St.

Average RPI Win:		158	WON-LOST RECORD		WINNING PCT. RANK		LAST 10 GAMES		STRENGTH OF SCHEDULE		OPP. STRENGTH OF SCHEDULE		TEAM RPI		ADJ RPI		CONF. RPI		ADJ CONF. RPI				
DIV. I ONLY			15-28-0		.34884 242		3-7-0		102		136		207		.47151 207		15		15				
DIV. I NON-CONF.			8-17-0		.32 241		1-2-0		46		156		207		.47719 207		14		14				
TOTALS		RPI 1-25		RPI 26-50		W-L RECORDS		RPI 51-100		RPI 101-150		RPI 150+											
15-28-0		0-2-0		1-4-0		OVERALL		1-7-0		4-4-0		9-11-0											
8-15-0		0-1-0		1-4-0		HOME		0-3-0		2-1-0		5-6-0											
7-13-0		0-1-0		0-0-0		AWAY		1-4-0		2-3-0		4-5-0											
0-0-0		0-0-0		0-0-0		NEUTRAL		0-0-0		0-0-0		0-0-0											
8-17-0		0-2-0		1-1-0		NON-CONFERENCE		1-7-0		2-3-0		4-4-0											
5-9-0		0-1-0		1-1-0		HOME		0-3-0		2-1-0		2-3-0											
3-8-0		0-1-0		0-0-		AWAY		1-4-0		0-2-0		2-1-0											
0-0-0		0-0-0		0-0-0		NEUTRAL		0-0-0		0-0-0		0-0-0											
7-11-0		0-0-0		0-3-0		CONFERENCE		0-0-0		2-1-0		5-7-0											
3-6-0		0-0-0		0-3-0		HOME		0-0-0		0-0-0		3-3-0											
4-5-0		0-0-0		0-0-0		AWAY		0-0-0		2-1-0		2-4-0											
0-0-0		0-0-0		0-0-0		NEUTRAL		0-0-0		0-0-0		0-0-0											
RPI	S	Opponent		Score		RPI	S	Opponent		Score		RPI	S	Opponent		Score		RPI	S	Opponent		Score	
2	A	Stanford		2	7	35	H	St. John's (NY)		10	6	55	H	Creighton		3	6	113	A	Long Beach St.		10	1
2	H	Stanford		2	3	35	H	St. John's (NY)		0	8	55	H	Creighton		6	9	113	A	Long Beach St.		3	0
						40	H	Cal St. Fullerton		0	5	55	H	Creighton		7	10	113	A	Long Beach St.		0	8
						40	H	Cal St. Fullerton		0	5	83	A	Oregon		4	5	120	A	Saint Mary's (CA)		2	7
						40	H	Cal St. Fullerton		4	5	83	A	Oregon		2	7	120	H	Saint Mary's (CA)		10	6
												83	A	Oregon		1	4	135	H	San Francisco		9	7
												83	A	Oregon		9	7	137	A	Sacramento St.		2	5
												90	A	Cal i forni a		3	9	137	H	Sacramento St.		2	8
																		156	H	San Jose St.		7	3
																		159	H	Hawai i		5	8
																		159	H	Hawai i		10	3
																		159	H	Hawai i		3	5
																		172	A	Cal Poly		7	8
																		172	A	Cal Poly		4	7
																		172	A	Cal Poly		16	10
																		195	H	UC Santa Barbara		1	5
																		195	H	UC Santa Barbara		5	3
																		195	H	UC Santa Barbara		4	3
																		205	H	Northern Colo.		4	6
																		205	H	Northern Colo.		3	5
																		205	H	Northern Colo.		6	2
																		205	H	Northern Colo.		2	12
																		222	A	CSU Bakersfi el d		7	14
																		222	A	CSU Bakersfi el d		15	1
																		222	A	CSU Bakersfi el d		8	1
																		240	A	UC Ri versi de		10	16
																		240	A	UC Ri versi de		10	5
																		240	A	UC Ri versi de		2	6
LAST 10 GAMES																							
						137	A	Sacramento St.		2	5	113	A	Long Beach St.		10	1						
						40	H	Cal St. Fullerton		0	5	113	A	Long Beach St.		3	0						
						40	H	Cal St. Fullerton		0	5	113	A	Long Beach St.		0	8						
						40	H	Cal St. Fullerton		4	5	135	H	San Francis sco		9	7						
						120	A	Saint Mary's (CA)		2	7	195	H	UC Santa Barbara		1	5						

Non-Div. I Games:

UC Davis

Average RPI Win:		196	WON-LOST RECORD		WINNING PCT. RANK		LAST 10 GAMES		STRENGTH OF SCHEDULE		OPP. STRENGTH OF SCHEDULE		TEAM RPI		ADJ RPI		CONF. RPI		ADJ CONF. RPI	
DIV. I ONLY			20-26-0		.43478 198		4-6-0		193		196		208		.46967 208		19		19	
DIV. I NON-CONF.			5-17-0		.22727 262		0-4-0		228		207		284		.4034 283		17		17	
TOTALS		RPI 1-25		RPI 26-50		W-L RECORDS		RPI 51-100		RPI 101-150		RPI 150+								
20-26-0		1-2-0		0-1-0		OVERALL		0-3-0		6-10-0		13-10-0								
15-7-0		0-0-0		0-0-0		HOME		0-0-0		4-2-0		11-5-0								
5-19-0		1-2-0		0-1-0		AWAY		0-3-0		2-8-0		2-5-0								
0-0-0		0-0-0		0-0-0		NEUTRAL		0-0-0		0-0-0		0-0-0								
5-17-0		0-0-0		0-1-0		NON-CONFERENCE		0-3-0		2-5-0		3-8-0								
5-5-0		0-0-0		0-0-0		HOME		0-0-0		2-1-0		3-4-0								
0-12-0		0-0-0		0-0-		AWAY		0-3-0		0-4-0		0-4-0								
0-0-0		0-0-0		0-0-0		NEUTRAL		0-0-0		0-0-0		0-0-0								
15-9-0		1-2-0		0-0-0		CONFERENCE		0-0-0		4-5-0		10-2-0								
10-2-0		0-0-0		0-0-0		HOME		0-0-0		2-1-0		8-1-0								
5-7-0		1-2-0		0-0-0		AWAY		0-0-0		2-4-0		2-1-0								
0-0-0		0-0-0		0-0-0		NEUTRAL		0-0-0		0-0-0		0-0-0								
RPI	S	Opponent		Score		RPI	S	Opponent		Score		RPI	S	Opponent		Score				
23	A	Tennessee Tech		6	7	47	A	Missouri St.		5	10	75	A	Col. of Charleston		3	6			
23	A	Tennessee Tech		10	6							75	A	Col. of Charleston		4	5			
23	A	Tennessee Tech		2	6							75	A	Col. of Charleston		0	6			
												107	A	Austin Peay		20	4			
												107	A	Austin Peay		6	7			
												107	A	Austin Peay		5	6			
												108	A	Jacksonville St.		6	7			
												108	A	Jacksonville St.		0	7			
												108	A	Jacksonville St.		4	1			
												122	A	Central Ark.		4	5			
												122	A	Central Ark.		3	7			
												126	A	Saint Louis		2	5			
												126	H	Saint Louis		10	8			
												126	H	Saint Louis		4	2			
												138	A	Southern Ill.		0	2			
												138	H	Southern Ill.		0	5			
												141	H	Morehead St.		10	3			
												141	H	Morehead St.		4	8			
												141	H	Morehead St.		5	4			
												175	A	Lipscomb		7	8			
												175	A	Lipscomb		6	7			
												182	A	Arkansas St.		6	7			
												184	A	Memphis		2	3			
												204	H	SIUE		11	10			
												204	H	SIUE		11	6			
												204	H	SIUE		7	0			
												230	H	South Dakota St.		5	6			
												230	H	South Dakota St.		4	7			
												230	H	South Dakota St.		12	8			
												242	H	Eastern Ill.		3	1			
												242	H	Eastern Ill.		3	5			
												242	H	Eastern Ill.		13	1			
												250	H	Murray St.		7	4			
												250	H	Murray St.		7	5			
												250	H	Murray St.		8	6			
												250	H	Murray St.		7	4			
												261	A	UT Martin		8	7			
												261	A	UT Martin		17	1			

Non-Div. I Games: McKendree 15 0

Southeast Mo. St.

RPI	S	Opponent	Score	
261	A	UT Martin	7	8
279	H	Bowling Green	9	7
279	H	Bowling Green	8	4
279	H	Bowling Green	7	9
279	H	Bowling Green	2	5

Southeast Mo. St.

S
o
u
t
h
e
a
s
t
M
o
.
S
t
.

S
o
u
t
h
e
a
s
t
M
o
.
S
t
.

Average RPI Win: 180		WON-LOST	WINNING	LAST 10	STRENGTH OF		OPP. STRENGTH	TEAM	ADJ		CONF.	ADJ CONF.			
Average RPI Loss: 137		RECORD	PCT. RANK	GAMES	SCHEDULE		OF SCHEDULE	RPI	RPI		RPI	RPI			
DIV. I ONLY		16-26-0	.38095	230	5-5-0		162	200	209		27	27			
DIV. I NON-CONF.		5-19-0	.20833	272	1-2-0		43	50	211		24	24			
TOTALS		RPI 1-25	RPI 26-50		W-L RECORDS		RPI 51-100		RPI 101-150		RPI 150+				
16-26-0		1-3-0	1-0-0		OVERALL		2-10-0		3-1-0		9-12-0				
9-6-0		0-0-0	1-0-0		HOME		0-0-0		3-1-0		5-5-0				
7-18-0		1-3-0	0-0-0		AWAY		2-10-0		0-0-0		4-5-0				
0-2-0		0-0-0	0-0-0		NEUTRAL		0-0-0		0-0-0		0-2-0				
5-19-0		1-3-0	1-0-0		NON-CONFERENCE		2-10-0		1-0-0		0-6-0				
2-1-0		0-0-0	1-0-0		HOME		0-0-0		1-0-0		0-1-0				
3-16-0		1-3-0	0-0-		AWAY		2-10-0		0-0-0		0-3-0				
0-2-0		0-0-0	0-0-0		NEUTRAL		0-0-0		0-0-0		0-2-0				
11-7-0		0-0-0	0-0-0		CONFERENCE		0-0-0		2-1-0		9-6-0				
7-5-0		0-0-0	0-0-0		HOME		0-0-0		2-1-0		5-4-0				
4-2-0		0-0-0	0-0-0		AWAY		0-0-0		0-0-0		4-2-0				
0-0-0		0-0-0	0-0-0		NEUTRAL		0-0-0		0-0-0		0-0-0				
RPI S	Opponent	Score		RPI S	Opponent	Score		RPI S	Opponent	Score		RPI S	Opponent	Score	
24 A	South Fla.	1	13	35 H	St. John's (NY)	7	6	61 A	Houston	2	6	116 H	Fordham	10	1
24 A	South Fla.	6	13					61 A	Houston	3	4	143 H	Yale	6	5
24 A	South Fla.	4	3					77 A	UNLV	3	13	143 H	Yale	2	8
24 A	South Fla.	0	8					77 A	UNLV	3	8	143 H	Yale	11	10
								77 A	UNLV	0	11	151 A	Rutgers	4	15
								77 A	UNLV	7	13	160 H	Harvard	7	1
								93 A	Army West Point	1	3	160 H	Harvard	6	11
								95 A	Rice	5	14	160 H	Harvard	9	6
								99 A	UTSA	5	8	168 A	Monmouth	3	9
								99 A	UTSA	11	7	169 N	New Mexico	9	10
								99 A	UTSA	9	3	169 N	New Mexico	1	3
								99 A	UTSA	2	3	187 A	A&M-Corpus Christi	3	6
												192 H	Manhattan	7	8
												256 A	Dartmouth	4	10
												256 A	Dartmouth	4	5
												256 A	Dartmouth	12	3
												272 H	Princeton	6	7
												272 H	Princeton	2	0
												272 H	Princeton	5	10
												274 A	Brown	2	0
												274 A	Brown	8	2
												274 A	Brown	5	4
												275 H	Penn	8	6
												275 H	Penn	20	4
												275 H	Penn	2	3
				LAST 10 GAMES											
				151 A	Rutgers	4	15	272 H	Princeton	6	7				
				275 H	Penn	2	3	272 H	Princeton	2	0				
				275 H	Penn	20	4	272 H	Princeton	5	10				
				275 H	Penn	8	6	116 H	Fordham	10	1				
				93 A	Army West Point	1	3	274 A	Brown	8	2				

Non-Div. I Games:

Col umbi a

Average RPI Win:		236	WON-LOST RECORD		WINNING PCT. RANK		LAST 10 GAMES		STRENGTH OF SCHEDULE		OPP. STRENGTH OF SCHEDULE		TEAM RPI		ADJ RPI		CONF. RPI		ADJ CONF. RPI	
DIV. I ONLY			17-24-0		.41463 214		2-6-0		262		220		210		.46768 210		25		25	
DIV. I NON-CONF.			6-14-0		.3 245		0-2-0		197		85		218		.46887 218		26		26	
TOTALS		RPI 1-25		RPI 26-50		W-L RECORDS		RPI 51-100		RPI 101-150		RPI 150+								
17-24-0		0-1-0		0-3-0		OVERALL		1-5-0		0-2-0		16-13-0								
2-2-0		0-0-0		0-0-0		HOME		0-1-0		0-0-0		2-1-0								
14-18-0		0-1-0		0-1-0		AWAY		1-3-0		0-2-0		13-11-0								
1-4-0		0-0-0		0-2-0		NEUTRAL		0-1-0		0-0-0		1-1-0								
6-14-0		0-1-0		0-3-0		NON-CONFERENCE		0-3-0		0-2-0		6-5-0								
0-1-0		0-0-0		0-0-0		HOME		0-1-0		0-0-0		0-0-0								
5-9-0		0-1-0		0-0-		AWAY		0-1-0		0-2-0		5-4-0								
1-4-0		0-0-0		0-2-0		NEUTRAL		0-1-0		0-0-0		1-1-0								
11-10-0		0-0-0		0-0-0		CONFERENCE		1-2-0		0-0-0		10-8-0								
2-1-0		0-0-0		0-0-0		HOME		0-0-0		0-0-0		2-1-0								
9-9-0		0-0-0		0-0-0		AWAY		1-2-0		0-0-0		8-7-0								
0-0-0		0-0-0		0-0-0		NEUTRAL		0-0-0		0-0-0		0-0-0								
RPI	S	Opponent		Score		RPI	S	Opponent		Score		RPI	S	Opponent		Score				
14	A	Minnesota		4	5	30	N	Ohio St.		7	11	57	A	Illinois		6	9			
						30	N	Ohio St.		3	13	79	N	Gonzaga		1	4			
						49	A	Iowa		4	12	86	A	Wright St.		5	6			
												86	A	Wright St.		2	10			
												86	A	Wright St.		3	2			
												94	H	Illinois St.		3	5			

Non-Div. I Games:	Lakeland	10	1	MSOE	5	2
-------------------	----------	----	---	------	---	---

Mi l waukee

Average RPI Win:		223	WON-LOST RECORD		WINNING PCT. RANK		LAST 10 GAMES		STRENGTH OF SCHEDULE		OPP. STRENGTH OF SCHEDULE		TEAM RPI		ADJ RPI		CONF. RPI		ADJ CONF. RPI	
DIV. I ONLY			19-23-0		.45238 182		6-4-0		213		203		211		.4675 211		22		22	
DIV. I NON-CONF.			10-14-0		.41667 199		3-0-0		146		240		205		.4775 205		19		19	
TOTALS		RPI 1-25		RPI 26-50		W-L RECORDS		RPI 51-100		RPI 101-150		RPI 150+								
19-23-0		0-0-0		0-4-0		OVERALL		0-3-0		1-4-0		18-12-0								
14-5-0		0-0-0		0-0-0		HOME		0-0-0		1-2-0		13-3-0								
4-16-0		0-0-0		0-3-0		AWAY		0-3-0		0-2-0		4-8-0								
1-2-0		0-0-0		0-1-0		NEUTRAL		0-0-0		0-0-0		1-1-0								
10-14-0		0-0-0		0-4-0		NON-CONFERENCE		0-3-0		1-4-0		9-3-0								
7-3-0		0-0-0		0-0-0		HOME		0-0-0		1-2-0		6-1-0								
2-9-0		0-0-0		0-0-		AWAY		0-3-0		0-2-0		2-1-0								
1-2-0		0-0-0		0-1-0		NEUTRAL		0-0-0		0-0-0		1-1-0								
9-9-0		0-0-0		0-0-0		CONFERENCE		0-0-0		0-0-0		9-9-0								
7-2-0		0-0-0		0-0-0		HOME		0-0-0		0-0-0		7-2-0								
2-7-0		0-0-0		0-0-0		AWAY		0-0-0		0-0-0		2-7-0								
0-0-0		0-0-0		0-0-0		NEUTRAL		0-0-0		0-0-0		0-0-0								
RPI	S	Opponent	Score		RPI	S	Opponent	Score		RPI	S	Opponent	Score		RPI	S	Opponent	Score		
					32	A	Missouri	1	7	63	A	FGCU	0	5	125	A	George Washington	2	5	
					32	A	Missouri	0	5	63	A	FGCU	3	6	125	H	George Washington	7	5	
					32	A	Missouri	5	6	63	A	FGCU	3	14	130	A	Navy	0	7	
					35	N	St. John's (NY)	0	12						131	H	Hofstra	6	9	
															131	H	Hofstra	2	4	
															164	A	UMass Lowell	0	8	
															164	A	UMass Lowell	2	9	
															164	A	UMass Lowell	1	3	
															168	N	Monmouth	5	17	
															171	H	Georgetown	9	11	
															174	A	Delaware	8	7	
															174	H	Delaware	8	6	
															181	A	Stony Brook	6	11	
															181	A	Stony Brook	9	2	
															181	A	Stony Brook	3	1	
															190	A	Hartford	1	5	
															190	A	Hartford	2	4	
															190	A	Hartford	7	9	
															190	H	Hartford	3	14	
															190	H	Hartford	9	5	
															190	H	Hartford	3	2	
															201	A	George Mason	4	11	
															213	H	Binghamton	8	6	
															213	H	Binghamton	6	1	
															213	H	Binghamton	3	5	
															236	H	Maine	5	2	
															236	H	Maine	9	4	
															236	H	Maine	7	4	
															237	N	Penn St.	2	1	
															263	H	Mt. St. Mary's	9	7	
															265	A	Towson	6	4	
															265	H	Towson	13	0	
															181	A	Stony Brook	6	11	
															273	H	Coppin St.	7	2	
															290	H	Fairleigh Dickinson	2	1	
LAST 10 GAMES				LAST 10 GAMES				LAST 10 GAMES				LAST 10 GAMES				LAST 10 GAMES				

Non-Div. I Games:

UMBC

RPI	S	Opponent	Score	
290	H	Fairleigh Dickinson	14	1

UMBC

U
M
B
C

U
M
B
C

Average RPI Win:	178	WON-LOST RECORD	WINNING PCT. RANK	LAST 10 GAMES	STRENGTH OF SCHEDULE	OPP. STRENGTH OF SCHEDULE	TEAM RPI	ADJ RPI	CONF. RPI	ADJ CONF. RPI					
DIV. I ONLY	154	15-31-0	.32609	253	3-6-0	101	252	212	.46749	212	23	23			
DIV. I NON-CONF.		9-16-0	.36	223	2-1-0	64	230	138	.50711	138	23	23			
<hr/>															
TOTALS	RPI 1-25	RPI 26-50		W-L RECORDS		RPI 51-100		RPI 101-150		RPI 150+					
15-31-0	0-0-0	0-4-0		OVERALL		2-4-0		2-7-0		11-16-0					
8-8-0	0-0-0	0-0-0		HOME		1-1-0		0-0-0		7-7-0					
7-23-0	0-0-0	0-4-0		AWAY		1-3-0		2-7-0		4-9-0					
0-0-0	0-0-0	0-0-0		NEUTRAL		0-0-0		0-0-0		0-0-0					
9-16-0	0-0-0	0-4-0		NON-CONFERENCE		2-1-0		2-4-0		5-7-0					
3-1-0	0-0-0	0-0-0		HOME		1-1-0		0-0-0		2-0-0					
6-15-0	0-0-0	0-0-		AWAY		1-0-0		2-4-0		3-7-0					
0-0-0	0-0-0	0-0-0		NEUTRAL		0-0-0		0-0-0		0-0-0					
6-15-0	0-0-0	0-0-0		CONFERENCE		0-3-0		0-3-0		6-9-0					
5-7-0	0-0-0	0-0-0		HOME		0-0-0		0-0-0		5-7-0					
1-8-0	0-0-0	0-0-0		AWAY		0-3-0		0-3-0		1-2-0					
0-0-0	0-0-0	0-0-0		NEUTRAL		0-0-0		0-0-0		0-0-0					
RPI	S	Opponent	Score	RPI	S	Opponent	Score	RPI	S	Opponent	Score				
				28	A	Indiana	0 18	65	H	Indiana St.	5 4	122	A	Central Ark.	9 4
				28	A	Indiana	3 4	69	A	Kent St.	1 7	122	A	Central Ark.	2 3
				28	A	Indiana	3 4	69	A	Kent St.	2 7	122	A	Central Ark.	6 3
				49	A	Iowa	0 2	69	A	Kent St.	0 14	138	A	Southern Ill.	4 10
								92	A	Notre Dame	5 3	138	A	Southern Ill.	2 7
								94	H	Illinois St.	6 7	138	A	Southern Ill.	0 4
												149	A	Ball St.	4 5
												149	A	Ball St.	2 3
												149	A	Ball St.	0 11
												167	H	Miami (OH)	2 1
												167	H	Miami (OH)	5 2
												167	H	Miami (OH)	1 5
												179	A	Western Ky.	5 9
												179	A	Western Ky.	0 1
												179	A	Western Ky.	2 10
												179	A	Western Ky.	5 0
												186	H	Valparaiso	10 7
												194	A	Incarnate Word	0 17
												194	A	Incarnate Word	15 1
												194	A	Incarnate Word	5 7
												194	A	Incarnate Word	3 7
												202	H	Toledo	0 15
												202	H	Toledo	12 4
												202	H	Toledo	3 6
												217	H	Western Mich.	4 10
												217	H	Western Mich.	3 1
												217	H	Western Mich.	3 5
												227	A	Ill. -Chicago	5 1
												227	A	Ill. -Chicago	3 18
												227	H	Ill. -Chicago	10 5
												235	H	Central Mich.	0 6
												235	H	Central Mich.	1 8
												235	H	Central Mich.	9 5
												264	A	Ohio	6 5
<hr/>															
LAST 10 GAMES															
				202	H	Toledo	12 4	149	A	Ball St.	4 5	227	A	Ill. -Chicago	5 1
				202	H	Toledo	0 15	149	A	Ball St.	0 11	227	A	Ill. -Chicago	3 18
				202	H	Toledo	3 6	149	A	Ball St.	2 3	227	H	Ill. -Chicago	10 5
				94	H	Illinois St.	6 7	65	H	Indiana St.	5 4	235	H	Central Mich.	0 6
				186	H	Valparaiso	10 7	167	H	Miami (OH)	1 5	235	H	Central Mich.	1 8

Non-Div. I Games: Trinity Christian 6 1 Robert Morris (IL) 20 2

Northern Ill.

Northern III.

Average RPI Win:		193	WON-LOST RECORD		WINNING PCT. RANK		LAST 10 GAMES		STRENGTH OF SCHEDULE		OPP. STRENGTH OF SCHEDULE		TEAM RPI		ADJ RPI		CONF. RPI		ADJ CONF. RPI		
DIV. I ONLY			16-27-1		.375	233	6-4-0		186		236		213		.46721	213	22		22		
DIV. I NON-CONF.			8-14-1		.36957	220	4-0-0		142		242		170		.49092	170	19		19		
TOTALS		RPI 1-25		RPI 26-50		W-L RECORDS		RPI 51-100		RPI 101-150		RPI 150+									
16-27-1		0-0-0		0-2-0		OVERALL		0-0-0		3-11-0		13-14-1									
6-7-0		0-0-0		0-2-0		HOME		0-0-0		0-0-0		6-5-0									
10-20-1		0-0-0		0-0-0		AWAY		0-0-0		3-11-0		7-7-1									
0-0-0		0-0-0		0-0-0		NEUTRAL		0-0-0		0-0-0		0-0-0									
8-14-1		0-0-0		0-2-0		NON-CONFERENCE		0-0-0		3-11-0		5-1-1									
1-3-0		0-0-0		0-2-0		HOME		0-0-0		0-0-0		1-1-0									
7-11-1		0-0-0		0-0-		AWAY		0-0-0		3-11-0		4-0-1									
0-0-0		0-0-0		0-0-0		NEUTRAL		0-0-0		0-0-0		0-0-0									
8-13-0		0-0-0		0-0-0		CONFERENCE		0-0-0		0-0-0		8-13-0									
5-4-0		0-0-0		0-0-0		HOME		0-0-0		0-0-0		5-4-0									
3-9-0		0-0-0		0-0-0		AWAY		0-0-0		0-0-0		3-9-0									
0-0-0		0-0-0		0-0-0		NEUTRAL		0-0-0		0-0-0		0-0-0									
RPI	S	Opponent	Score		RPI	S	Opponent	Score		RPI	S	Opponent	Score		RPI	S	Opponent	Score			
					35	H	St. John's (NY)	2	8			106	A	Mari st	1	2					
					35	H	St. John's (NY)	0	4			106	A	Mari st	2	6					
												124	A	Liberty	4	2					
												124	A	Liberty	6	10					
												124	A	Liberty	2	3					
												129	A	Northwestern St.	1	9					
												129	A	Northwestern St.	10	3					
												129	A	Northwestern St.	2	3					
												142	A	Ri chmond	4	6					
												142	A	Ri chmond	2	3					
												142	A	Ri chmond	5	4					
												144	A	VCU	3	18					
												144	A	VCU	1	3					
												144	A	VCU	1	2					
												164	H	UMass Lowell	5	1					
												164	H	UMass Lowell	10	2					
												164	H	UMass Lowell	3	0					
												181	A	Stony Brook	8	6					
												181	A	Stony Brook	5	7					
												181	A	Stony Brook	12	15					
												181	H	Stony Brook	0	5					
												181	H	Stony Brook	1	3					
												181	H	Stony Brook	8	5					
												190	A	Hartford	4	5					
												190	A	Hartford	2	3					
												190	A	Hartford	3	6					
					LAST 10 GAMES								211	A	UMBC	5	3				
					223	A	Si ena	10	0	225	H	Cornel l	11	1	211	A	UMBC	6	8		
					223	A	Si ena	9	1	282	A	St. Bonaventure	4	3	211	A	UMBC	1	6		
					236	A	Maine	1	6	181	H	Stony Brook	8	5	215	A	Bucknel l	9	6		
					236	A	Maine	2	4	181	H	Stony Brook	1	3	219	H	Al bany (NY)	4	6		
					236	A	Maine	7	4	181	H	Stony Brook	0	5	219	H	Al bany (NY)	2	3		
															219	H	Al bany (NY)	2	0		
															223	A	Si ena	10	0		

Non-Div. I Games:

Bi nghamton

Bi nghamton

Average RPI Win: 206		WON-LOST	WINNING	LAST 10	STRENGTH OF		OPP. STRENGTH	TEAM	ADJ	CONF.	ADJ CONF.
Average RPI Loss: 151		RECORD	PCT. RANK	GAMES	SCHEDULE		OF SCHEDULE	RPI	RPI	RPI	RPI
DIV. I ONLY		20-25-0	.44444	191	5-5-0		241	227	214	.46712	214
DIV. I NON-CONF.		11-13-0	.45833	168	3-0-0		193	120	131	.50895	131
TOTALS		RPI 1-25	RPI 26-50		W-L RECORDS		RPI 51-100		RPI 101-150		RPI 150+
20-25-0	0-3-0	1-0-0		OVERALL		0-3-0		3-6-0		16-13-0	
11-6-0	0-0-0	0-0-0		HOME		0-0-0		1-0-0		10-6-0	
9-19-0	0-3-0	1-0-0		AWAY		0-3-0		2-6-0		6-7-0	
0-0-0	0-0-0	0-0-0		NEUTRAL		0-0-0		0-0-0		0-0-0	
11-13-0	0-3-0	1-0-0		NON-CONFERENCE		0-3-0		2-4-0		8-3-0	
5-0-0	0-0-0	0-0-0		HOME		0-0-0		1-0-0		4-0-0	
6-13-0	0-3-0	1-0-		AWAY		0-3-0		1-4-0		4-3-0	
0-0-0	0-0-0	0-0-0		NEUTRAL		0-0-0		0-0-0		0-0-0	
9-12-0	0-0-0	0-0-0		CONFERENCE		0-0-0		1-2-0		8-10-0	
6-6-0	0-0-0	0-0-0		HOME		0-0-0		0-0-0		6-6-0	
3-6-0	0-0-0	0-0-0		AWAY		0-0-0		1-2-0		2-4-0	
0-0-0	0-0-0	0-0-0		NEUTRAL		0-0-0		0-0-0		0-0-0	
RPI S Opponent Score	RPI S Opponent Score		RPI S Opponent Score		RPI S Opponent Score		RPI S Opponent Score		RPI S Opponent Score		
21 A Jacksonville	3	7	35 A St. John's (NY)	2	1	72 A Ga. Southern	3	4	106 A Marist	2	3
21 A Jacksonville	4	11				72 A Ga. Southern	5	8	106 A Marist	3	7
21 A Jacksonville	1	5				72 A Ga. Southern	3	7	106 A Marist	7	5
									109 A North Florida	1	6
									109 A North Florida	1	5
									109 A North Florida	16	12
									116 A Fordham	3	4
									131 H Hofstra	9	3
									143 A Yale	5	6
									161 H NJIT	9	4
									178 A Bethune-Cookman	7	3
									181 H Stony Brook	19	10
									189 A Canisius	2	3
									189 A Canisius	3	5
									189 A Canisius	1	0
									190 A Hartford	11	13
									192 A Manhattan	3	4
									192 A Manhattan	2	3
									192 A Manhattan	1	0
									201 A George Mason	1	7
									201 A George Mason	13	5
									201 A George Mason	5	7
									223 H Siena	4	2
									223 H Siena	0	5
									223 H Siena	0	6
									245 H Iona	7	1
									245 H Iona	0	1
									245 H Iona	3	10
									252 H Sacred Heart	11	4
									252 H Sacred Heart	6	3
									255 H Niagara	6	5
									255 H Niagara	5	6
									255 H Niagara	8	13
									268 A Central Conn. St.	4	1

Non-Div. I Games:

Fairfield

RPI	S	Opponent	Score	
286	H	Ri der	15	1
286	H	Ri der	5	4
286	H	Ri der	13	4
291	A	Savannah St.	6	0

F
a
i
r
f
i
e
l
d

F
a
i
r
f
i
e
l
d

Fai rfi el d

Average RPI Win: 200		WON-LOST	WINNING	LAST 10	STRENGTH OF		OPP. STRENGTH	TEAM	ADJ	CONF.	ADJ CONF.
Average RPI Loss: 147		RECORD	PCT. RANK	GAMES	SCHEDULE		OF SCHEDULE	RPI	RPI	RPI	RPI
DIV. I ONLY		16-25-1	.39286	226	5-4-1		159	218	215	.46657	215
DIV. I NON-CONF.		3-14-0	.17647	278	0-0-0		220	195	279	.41381	279
TOTALS		RPI 1-25	RPI 26-50		W-L RECORDS		RPI 51-100		RPI 101-150		RPI 150+
16-25-1	0-6-0	0-0-0		OVERALL		2-3-0		1-4-0		13-12-1	
7-10-0	0-0-0	0-0-0		HOME		0-2-0		1-3-0		6-5-0	
8-11-1	0-6-0	0-0-0		AWAY		2-1-0		0-1-0		6-3-1	
1-4-0	0-0-0	0-0-0		NEUTRAL		0-0-0		0-0-0		1-4-0	
3-14-0	0-6-0	0-0-0		NON-CONFERENCE		0-0-0		0-0-0		3-8-0	
0-3-0	0-0-0	0-0-0		HOME		0-0-0		0-0-0		0-3-0	
2-7-0	0-6-0	0-0-0		AWAY		0-0-0		0-0-0		2-1-0	
1-4-0	0-0-0	0-0-0		NEUTRAL		0-0-0		0-0-0		1-4-0	
13-11-1	0-0-0	0-0-0		CONFERENCE		2-3-0		1-4-0		10-4-1	
7-7-0	0-0-0	0-0-0		HOME		0-2-0		1-3-0		6-2-0	
6-4-1	0-0-0	0-0-0		AWAY		2-1-0		0-1-0		4-2-1	
0-0-0	0-0-0	0-0-0		NEUTRAL		0-0-0		0-0-0		0-0-0	
RPI S Opponent	Score	RPI S Opponent	Score	RPI S Opponent	Score	RPI S Opponent	Score	RPI S Opponent	Score	RPI S Opponent	Score
5 A Arkansas	2 14			93 A Army West Point	5 1	130 A Navy	4 6				
5 A Arkansas	4 32			93 A Army West Point	4 1	130 H Navy	1 5				
5 A Arkansas	1 3			93 A Army West Point	4 7	130 H Navy	6 12				
19 A Duke	0 7			93 H Army West Point	0 1	130 H Navy	10 2				
19 A Duke	4 6			93 H Army West Point	6 7	130 H Navy	2 3				
19 A Duke	5 13					173 A Holy Cross	7 8				
						173 A Holy Cross	6 0				
						173 A Holy Cross	2 1				
						173 H Holy Cross	5 0				
						173 H Holy Cross	4 9				
						203 A Lehigh	4 5				
						203 A Lehigh	3 1				
						203 H Lehigh	4 1				
						203 H Lehigh	3 0				
						203 H Lehigh	3 6				
						213 H Binghamton	6 9				
						244 A N.C. A&T	6 7				
						244 A N.C. A&T	5 4				
						244 A N.C. A&T	7 5				
						248 A Lafayette	3 3				
						248 A Lafayette	7 1				
						248 H Lafayette	5 1				
						248 H Lafayette	9 5				
						248 H Lafayette	2 1				
						259 N Massachusetts	9 10				
						259 N Massachusetts	8 9				
						259 N Massachusetts	11 12				
						265 H Towson	3 10				
						280 H Villanova	4 6				
						280 N Villanova	4 6				
						280 N Villanova	11 1				
LAST 10 GAMES				LAST 10 GAMES				LAST 10 GAMES			
173 A Holy Cross	7 8	203 H Lehigh	4 1	173 A Holy Cross	2 1						
203 A Lehigh	4 5	203 H Lehigh	3 6								
203 A Lehigh	3 1	203 H Lehigh	3 0								
248 A Lafayette	3 3	130 A Navy	4 6								
248 A Lafayette	7 1	173 A Holy Cross	2 1								

Non-Div. I Games:

Bucknell

Average RPI Win: 167		WON-LOST RECORD		WINNING PCT. RANK		LAST 10 GAMES		STRENGTH OF SCHEDULE		OPP. STRENGTH OF SCHEDULE		TEAM RPI		ADJ RPI		CONF. RPI		ADJ CONF. RPI	
DIV. I ONLY		17-25-0		.40476 219		6-4-0		177		146		216		.46614 216		6		6	
DIV. I NON-CONF.		8-15-0		.34783 230		1-0-0		159		224		234		.45741 234		7		7	
TOTALS		RPI 1-25		RPI 26-50		W-L RECORDS		RPI 51-100		RPI 101-150		RPI 150+							
17-25-0		0-1-0		1-4-0		OVERALL		1-3-0		5-7-0		10-10-0							
8-11-0		0-0-0		0-1-0		HOME		0-1-0		3-2-0		5-7-0							
7-9-0		0-0-0		0-2-0		AWAY		0-0-0		2-5-0		5-2-0							
2-5-0		0-1-0		1-1-0		NEUTRAL		1-2-0		0-0-0		0-1-0							
8-15-0		0-1-0		1-1-0		NON-CONFERENCE		0-2-0		2-5-0		5-6-0							
4-6-0		0-0-0		0-0-0		HOME		0-1-0		0-0-0		4-5-0							
3-5-0		0-0-0		0-0-		AWAY		0-0-0		2-5-0		1-0-0							
1-4-0		0-1-0		1-1-0		NEUTRAL		0-1-0		0-0-0		0-1-0							
9-10-0		0-0-0		0-3-0		CONFERENCE		1-1-0		3-2-0		5-4-0							
4-5-0		0-0-0		0-1-0		HOME		0-0-0		3-2-0		1-2-0							
4-4-0		0-0-0		0-2-0		AWAY		0-0-0		0-0-0		4-2-0							
1-1-0		0-0-0		0-0-0		NEUTRAL		1-1-0		0-0-0		0-0-0							
RPI	S	Opponent		Score		RPI	S	Opponent		Score		RPI	S	Opponent		Score			
8	N	Clemson		7	9	31	N	UCLA		1	4	57	N	Illinois		4	15		
						36	N	Arizona		3	2	57	N	Illinois		4	2		
						45	A	Michigan		0	11	78	N	Washington		3	4		
						45	A	Michigan		3	12	92	H	Notre Dame		7	8		
						45	H	Michigan		1	3								

Non-Div. I Games:

Mi chi gan St.

Average RPI Win: 218		WON-LOST	WINNING	LAST 10	STRENGTH OF		OPP. STRENGTH	TEAM	ADJ	CONF.	ADJ CONF.
Average RPI Loss: 138		RECORD	PCT. RANK	GAMES	SCHEDULE		OF SCHEDULE	RPI	RPI	RPI	RPI
DIV. I ONLY		20-22-0	.47619	156	5-5-0		212	226	217	.46584	217
DIV. I NON-CONF.		10-12-0	.45455	173	1-2-0		224	232	223	.46695	223
TOTALS		RPI 1-25	RPI 26-50		W-L RECORDS		RPI 51-100		RPI 101-150		RPI 150+
20-22-0	0-0-0	0-1-0		OVERALL		0-7-0		2-4-0		18-10-0	
7-12-0	0-0-0	0-0-0		HOME		0-3-0		1-2-0		6-7-0	
5-5-0	0-0-0	0-1-0		AWAY		0-1-0		0-1-0		5-2-0	
8-5-0	0-0-0	0-0-0		NEUTRAL		0-3-0		1-1-0		7-1-0	
10-12-0	0-0-0	0-1-0		NON-CONFERENCE		0-4-0		2-4-0		8-3-0	
2-4-0	0-0-0	0-0-0		HOME		0-0-0		1-2-0		1-2-0	
1-3-0	0-0-0	0-0-		AWAY		0-1-0		0-1-0		1-0-0	
7-5-0	0-0-0	0-0-0		NEUTRAL		0-3-0		1-1-0		6-1-0	
10-10-0	0-0-0	0-0-0		CONFERENCE		0-3-0		0-0-0		10-7-0	
5-8-0	0-0-0	0-0-0		HOME		0-3-0		0-0-0		5-5-0	
4-2-0	0-0-0	0-0-0		AWAY		0-0-0		0-0-0		4-2-0	
1-0-0	0-0-0	0-0-0		NEUTRAL		0-0-0		0-0-0		1-0-0	
RPI S Opponent	Score	RPI S Opponent	Score	RPI S Opponent	Score	RPI S Opponent	Score	RPI S Opponent	Score	RPI S Opponent	Score
45 A Michigan	6 7	62 N Purdue	1 5	128 A Campbell	1 5	62 N Purdue	1 5	139 H Butler	3 13	62 N Purdue	4 1
		62 N Purdue	4 10	139 H Butler	4 1	69 H Kent St.	2 6	139 H Butler	0 3	69 H Kent St.	6 0
		69 H Kent St.	3 8	143 N Yale	6 0	69 H Kent St.	6 12	145 N FIU	2 4	167 H Miami (OH)	1 3
		92 A Notre Dame	4 14	167 H Miami (OH)	6 1	167 H Miami (OH)	6 10	167 H Miami (OH)	4 2	167 N Miami (OH)	5 9
				171 N Georgetown	12 7	171 N Georgetown	12 7	186 H Valparaiso	13 18	197 A Eastern Mich.	1 6
				186 H Valparaiso	13 18	197 A Eastern Mich.	12 5	197 A Eastern Mich.	6 4	202 H Toledo	4 13
				197 A Eastern Mich.	12 5	202 H Toledo	5 0	202 H Toledo	0 3	202 H Toledo	1 3
				202 H Toledo	0 3	212 A Northern Ill.	1 3	212 A Northern Ill.	5 3	212 A Northern Ill.	10 4
				212 A Northern Ill.	5 3	212 A Northern Ill.	10 4	216 A Michigan St.	6 1	216 H Michigan St.	7 10
				216 A Michigan St.	6 1	216 H Michigan St.	7 10	221 N Saint Joseph's	8 5	231 H Northwestern	26 15
				221 N Saint Joseph's	8 5	231 H Northwestern	26 15	235 H Central Mich.	2 4	235 H Central Mich.	5 2
				231 H Northwestern	26 15	235 H Central Mich.	5 2	235 H Central Mich.	8 2	279 H Bowling Green	9 4
						235 H Central Mich.	8 2	280 N Villanova	6 0	282 N St. Bonaventure	9 2
						279 H Bowling Green	9 4	282 N St. Bonaventure	8 4	282 N St. Bonaventure	1 0
						280 N Villanova	6 0				
						282 N St. Bonaventure	9 2				
						282 N St. Bonaventure	8 4				
						282 N St. Bonaventure	1 0				
LAST 10 GAMES				186 H Valparaiso	13 18	92 A Notre Dame	4 14	197 A Eastern Mich.	12 5	197 A Eastern Mich.	1 6
		167 H Miami (OH)	1 3	197 A Eastern Mich.	1 6	197 A Eastern Mich.	6 4	235 H Central Mich.	5 2		
		167 H Miami (OH)	6 1	197 A Eastern Mich.	6 4						
		167 H Miami (OH)	6 10								
		231 H Northwestern	26 15								

Non-Div. I Games:

Western Mich.

Average RPI Win:		181	WON-LOST RECORD		WINNING PCT. RANK		LAST 10 GAMES		STRENGTH OF SCHEDULE		OPP. STRENGTH OF SCHEDULE		TEAM RPI		ADJ RPI		CONF. RPI		ADJ CONF. RPI	
DIV. I ONLY			15-32-0		.31915 261		1-9-0		77		156		218		.46349 218		13		13	
DIV. I NON-CONF.			12-17-0		.41379 201		1-3-0		61		184		173		.49009 173		15		15	
TOTALS		RPI 1-25		RPI 26-50		W-L RECORDS		RPI 51-100		RPI 101-150		RPI 150+								
15-32-0		0-6-0		0-3-0		OVERALL		0-4-0		8-11-0		7-8-0								
12-14-0		0-0-0		0-0-0		HOME		0-0-0		6-9-0		6-5-0								
3-18-0		0-6-0		0-3-0		AWAY		0-4-0		2-2-0		1-3-0								
0-0-0		0-0-0		0-0-0		NEUTRAL		0-0-0		0-0-0		0-0-0								
12-17-0		0-6-0		0-0-0		NON-CONFERENCE		0-1-0		7-6-0		5-4-0								
9-8-0		0-0-0		0-0-0		HOME		0-0-0		5-4-0		4-4-0								
3-9-0		0-6-0		0-0-		AWAY		0-1-0		2-2-0		1-0-0								
0-0-0		0-0-0		0-0-0		NEUTRAL		0-0-0		0-0-0		0-0-0								
3-15-0		0-0-0		0-3-0		CONFERENCE		0-3-0		1-5-0		2-4-0								
3-6-0		0-0-0		0-0-0		HOME		0-0-0		1-5-0		2-1-0								
0-9-0		0-0-0		0-3-0		AWAY		0-3-0		0-0-0		0-3-0								
0-0-0		0-0-0		0-0-0		NEUTRAL		0-0-0		0-0-0		0-0-0								
RPI	S	Opponent		Score		RPI	S	Opponent		Score		RPI	S	Opponent		Score				
8	A	Clemson		4	5	26	A	Northeastern		0	4	75	A	Col. of Charleston		1	5			
8	A	Clemson		6	7	26	A	Northeastern		1	2	75	A	Col. of Charleston		2	7			
8	A	Clemson		1	2	26	A	Northeastern		3	4	75	A	Col. of Charleston		7	8			
17	A	NC State		0	5							76	A	Virginia		3	4			
17	A	NC State		4	8															
17	A	NC State		3	7															

Non-Div. I Games:

William & Mary

Average RPI Win:	197	WON-LOST RECORD	WINNING PCT. RANK	LAST 10 GAMES	STRENGTH OF SCHEDULE	OPP. STRENGTH OF SCHEDULE	TEAM RPI	ADJ RPI	CONF. RPI	ADJ CONF. RPI	
Average RPI Loss:	186										
DIV. I ONLY	18-21-0	.46154	173	4-6-0	260	237	219	.46256	219	22	22
DIV. I NON-CONF.	10-11-0	.47619	156	1-3-0	250	272	180	.48633	179	19	19
<hr/>											
TOTALS	RPI 1-25	RPI 26-50		W-L RECORDS		RPI 51-100		RPI 101-150		RPI 150+	
18-21-0	0-0-0	0-1-0		OVERALL		0-1-0		2-1-0		16-18-0	
6-7-0	0-0-0	0-0-0		HOME		0-1-0		0-0-0		6-6-0	
11-12-0	0-0-0	0-1-0		AWAY		0-0-0		2-1-0		9-10-0	
1-2-0	0-0-0	0-0-0		NEUTRAL		0-0-0		0-0-0		1-2-0	
10-11-0	0-0-0	0-1-0		NON-CONFERENCE		0-1-0		2-1-0		8-8-0	
1-3-0	0-0-0	0-0-0		HOME		0-1-0		0-0-0		1-2-0	
9-8-0	0-0-0	0-0-		AWAY		0-0-0		2-1-0		7-6-0	
0-0-0	0-0-0	0-0-0		NEUTRAL		0-0-0		0-0-0		0-0-0	
8-10-0	0-0-0	0-0-0		CONFERENCE		0-0-0		0-0-0		8-10-0	
5-4-0	0-0-0	0-0-0		HOME		0-0-0		0-0-0		5-4-0	
2-4-0	0-0-0	0-0-0		AWAY		0-0-0		0-0-0		2-4-0	
1-2-0	0-0-0	0-0-0		NEUTRAL		0-0-0		0-0-0		1-2-0	
RPI	S	Opponent	Score	RPI	S	Opponent	Score	RPI	S	Opponent	Score
				35	A	St. John's (NY)	1 6				
								131	A	Hofstra	8 9
								131	A	Hofstra	4 1
								131	A	Hofstra	6 4
								162	A	James Madi son	2 6
								162	A	James Madi son	3 4
								162	A	James Madi son	8 5
								163	A	Seattle U	7 6
								163	A	Seattle U	6 4
								163	A	Seattle U	4 12
								164	H	UMass Lowell	4 12
								164	H	UMass Lowell	2 8
								164	H	UMass Lowell	7 1
								164	N	UMass Lowell	0 1
								164	N	UMass Lowell	1 0
								164	N	UMass Lowell	2 3
								181	H	Stony Brook	16 4
								181	H	Stony Brook	5 4
								181	H	Stony Brook	4 3
								190	H	Hartford	10 9
								190	H	Hartford	3 7
								190	H	Hartford	0 9
								192	A	Manhattan	3 4
								192	H	Manhattan	3 2
								213	A	Binghamton	0 2
								213	A	Binghamton	6 4
								213	A	Binghamton	3 2
				LAST 10 GAMES							
				93	H	Army West Point	4 11	268	H	Central Conn. St.	2 4
				164	H	UMass Lowell	2 8	213	A	Binghamton	6 4
				164	H	UMass Lowell	7 1	213	A	Binghamton	3 2
				164	H	UMass Lowell	4 12	213	A	Binghamton	0 2
				192	A	Manhattan	3 4	290	A	Fairleigh Dickinson	11 2
								224	A	LIU Brooklyn	3 7
								236	A	Maine	1 17
								236	A	Maine	2 10
								236	A	Maine	1 4
								259	H	Massachusetts	7 8
								265	A	Towson	15 3
								265	A	Towson	2 0
								265	A	Towson	7 8

Non-Div. I Games:

Albany (NY)

Al bany (NY)

Average RPI Win: 209		WON-LOST RECORD		WINNING PCT. RANK		LAST 10 GAMES		STRENGTH OF SCHEDULE		OPP. STRENGTH OF SCHEDULE		TEAM RPI		ADJ RPI		CONF. RPI		ADJ CONF. RPI	
DIV. I ONLY		22-25-0		.46809 158		4-6-0		269		239		220		.46234 220		28		28	
DIV. I NON-CONF.		9-20-0		.31034 244		1-2-0		244		203		235		.4563 235		27		27	
TOTALS		RPI 1-25		RPI 26-50		W-L RECORDS		RPI 51-100		RPI 101-150		RPI 150+							
22-25-0		0-0-0		0-0-0		OVERALL		2-2-0		0-4-0		20-19-0							
9-6-0		0-0-0		0-0-0		HOME		0-0-0		0-1-0		9-5-0							
13-19-0		0-0-0		0-0-0		AWAY		2-2-0		0-3-0		11-12-0							
0-0-0		0-0-0		0-0-0		NEUTRAL		0-0-0		0-0-0		0-0-0							
9-20-0		0-0-0		0-0-0		NON-CONFERENCE		2-2-0		0-4-0		7-14-0							
1-2-0		0-0-0		0-0-0		HOME		0-0-0		0-1-0		1-1-0							
8-18-0		0-0-0		0-0-		AWAY		2-2-0		0-3-0		6-13-0							
0-0-0		0-0-0		0-0-0		NEUTRAL		0-0-0		0-0-0		0-0-0							
13-5-0		0-0-0		0-0-0		CONFERENCE		0-0-0		0-0-0		13-5-0							
8-4-0		0-0-0		0-0-0		HOME		0-0-0		0-0-0		8-4-0							
5-1-0		0-0-0		0-0-0		AWAY		0-0-0		0-0-0		5-1-0							
0-0-0		0-0-0		0-0-0		NEUTRAL		0-0-0		0-0-0		0-0-0							
RPI	S	Opponent	Score	RPI	S	Opponent	Score	RPI	S	Opponent	Score	RPI	S	Opponent	Score				
								75	A	Col. of Charleston	6 5	102	A	UNCW	3 12				
								75	A	Col. of Charleston	2 1	102	A	UNCW	3 6				
								82	A	Rhode Island	5 7	102	A	UNCW	0 19				
								91	A	Bryant	8 9	143	H	Yale	9 16				
												152	A	Gardner-Webb	13 3				
												152	A	Gardner-Webb	1 5				
												152	A	Gardner-Webb	2 6				
												157	A	Boston College	5 9				
												168	H	Monmouth	4 3				
												168	H	Monmouth	8 3				
												168	H	Monmouth	4 3				
												181	A	Stony Brook	2 9				
												181	A	Stony Brook	4 10				
												181	A	Stony Brook	1 5				
												189	A	Canisius	9 5				
												189	A	Canisius	5 8				
												189	A	Canisius	3 0				
												190	A	Hartford	2 8				
												190	A	Hartford	11 12				
												190	H	Hartford	6 5				
												218	A	William & Mary	6 1				
												218	A	William & Mary	10 3				
												218	A	William & Mary	11 2				
												223	H	Siena	5 2				
												223	H	Siena	4 12				
												223	H	Siena	12 4				
												245	H	Iona	2 1				
												245	H	Iona	4 9				
												245	H	Iona	0 3				
												246	A	Old Dominion	5 2				
												246	A	Old Dominion	0 11				
												246	A	Old Dominion	8 6				
												255	H	Niagara	6 10				
												255	H	Niagara	8 1				
LAST 10 GAMES				LAST 10 GAMES				LAST 10 GAMES				LAST 10 GAMES							

Non-Div. I Games:

Qui nni pi ac

RPI	S	Opponent	Score	
255	H	Niagara	6	3
256	A	Dartmouth	4	11
267	A	Abilene Christian	2	11
267	A	Abilene Christian	9	10
267	A	Abilene Christian	4	5
268	H	Central Conn. St.	6	9
295	A	Saint Peter's	28	2
295	A	Saint Peter's	10	0
295	A	Saint Peter's	4	0

Q
u
i
n
n
i
p
i
a
c

Q
u
i
n
n
i
p
i
a
c

Page 276

Average RPI Win: 193		WON-LOST	WINNING	LAST 10	STRENGTH OF		OPP. STRENGTH	TEAM	ADJ		CONF.	ADJ CONF.
Average RPI Loss: 144		RECORD	PCT. RANK	GAMES	SCHEDULE		OF SCHEDULE	RPI	RPI		RPI	RPI
DIV. I ONLY		18-24-0	.42857	204	4-6-0		217	190	221		20	20
DIV. I NON-CONF.		14-12-0	.53846	119	4-1-0		263	193	193		22	22
TOTALS		RPI 1-25	RPI 26-50		W-L RECORDS		RPI 51-100		RPI 101-150		RPI 150+	
18-24-0		0-1-0	1-0-0		OVERALL		3-6-0		1-7-0		13-10-0	
6-12-0		0-0-0	0-0-0		HOME		1-3-0		0-6-0		5-3-0	
7-9-0		0-1-0	0-0-0		AWAY		0-3-0		0-0-0		7-5-0	
5-3-0		0-0-0	1-0-0		NEUTRAL		2-0-0		1-1-0		1-2-0	
14-12-0		0-1-0	1-0-0		NON-CONFERENCE		2-1-0		1-1-0		10-9-0	
5-4-0		0-0-0	0-0-0		HOME		0-1-0		0-0-0		5-3-0	
4-5-0		0-1-0	0-0-		AWAY		0-0-0		0-0-0		4-4-0	
5-3-0		0-0-0	1-0-0		NEUTRAL		2-0-0		1-1-0		1-2-0	
4-12-0		0-0-0	0-0-0		CONFERENCE		1-5-0		0-6-0		3-1-0	
1-8-0		0-0-0	0-0-0		HOME		1-2-0		0-6-0		0-0-0	
3-4-0		0-0-0	0-0-0		AWAY		0-3-0		0-0-0		3-1-0	
0-0-0		0-0-0	0-0-0		NEUTRAL		0-0-0		0-0-0		0-0-0	
RPI S	Opponent	Score	RPI S	Opponent	Score	RPI S	Opponent	Score	RPI S	Opponent	Score	
16 A	East Carolina	0 9	47 N	Missouri St.	6 3	73 H	Davi dson	3 7	103 N	Pepperdi ne	2 11	
						73 H	Davi dson	6 3	116 H	Fordham	1 4	
						73 H	Davi dson	6 18	116 H	Fordham	1 11	
						74 H	Wagner	1 11	116 H	Fordham	7 8	
						82 A	Rhode Isl and	1 2	126 H	Saint Loui s	0 10	
						82 A	Rhode Isl and	3 7	126 H	Saint Loui s	3 7	
						82 A	Rhode Isl and	1 2	126 H	Saint Loui s	1 4	
						92 N	Notre Dame	6 4	145 N	FIU	3 2	
						92 N	Notre Dame	10 8	161 A	NJIT	8 1	
									161 H	NJIT	3 0	
									171 N	Georgetown	4 3	
									171 N	Georgetown	1 4	
									174 A	Del aware	5 8	
									174 H	Del aware	2 10	
									192 H	Manhattan	6 3	
									198 A	Portl and	9 8	
									198 A	Portl and	1 6	
									198 A	Portl and	0 8	
									198 A	Portl and	2 9	
									203 A	Lehi gh	10 2	
									217 N	Western Mi ch.	5 8	
									248 H	Lafayette	1 9	
									252 H	Sacred Heart	13 1	
									275 H	Penn	7 4	
									280 A	Villanova	6 4	
									280 H	Villanova	2 3	
									281 A	La Salle	2 10	
									281 A	La Salle	12 3	
									281 A	La Salle	5 1	
									282 A	St. Bonaventure	4 3	
									286 H	Ri der	4 3	
			LAST 10 GAMES			116 H	Fordham	1 11				
			161 H	NJIT	3 0	286 H	Ri der	4 3				
			161 A	NJIT	8 1	203 A	Lehi gh	10 2				
			174 H	Del aware	2 10	82 A	Rhode Isl and	3 7				
			116 H	Fordham	1 4	82 A	Rhode Isl and	1 2				
			116 H	Fordham	7 8							

Non-Div. I Games:

Saint Joseph's

Average RPI Win: 197		WON-LOST RECORD		WINNING PCT. RANK		LAST 10 GAMES		STRENGTH OF SCHEDULE		OPP. STRENGTH OF SCHEDULE		TEAM RPI		ADJ RPI		CONF. RPI		ADJ CONF. RPI	
DIV. I ONLY		17-30-0		.3617 239		2-8-0		138		222		222		.46211 222		21		21	
DIV. I NON-CONF.		10-19-0		.34483 234		0-3-0		189		199		242		.45085 242		25		25	
TOTALS		RPI 1-25		RPI 26-50		W-L RECORDS		RPI 51-100		RPI 101-150		RPI 150+							
17-30-0		0-0-0		0-1-0		OVERALL		1-7-0		2-7-0		14-15-0							
9-14-0		0-0-0		0-0-0		HOME		1-0-0		2-6-0		6-8-0							
8-16-0		0-0-0		0-1-0		AWAY		0-7-0		0-1-0		8-7-0							
0-0-0		0-0-0		0-0-0		NEUTRAL		0-0-0		0-0-0		0-0-0							
10-19-0		0-0-0		0-1-0		NON-CONFERENCE		1-7-0		1-2-0		8-9-0							
7-7-0		0-0-0		0-0-0		HOME		1-0-0		1-1-0		5-6-0							
3-12-0		0-0-0		0-0-		AWAY		0-7-0		0-1-0		3-3-0							
0-0-0		0-0-0		0-0-0		NEUTRAL		0-0-0		0-0-0		0-0-0							
7-11-0		0-0-0		0-0-0		CONFERENCE		0-0-0		1-5-0		6-6-0							
2-7-0		0-0-0		0-0-0		HOME		0-0-0		1-5-0		1-2-0							
5-4-0		0-0-0		0-0-0		AWAY		0-0-0		0-0-0		5-4-0							
0-0-0		0-0-0		0-0-0		NEUTRAL		0-0-0		0-0-0		0-0-0							
RPI	S	Opponent	Score		RPI	S	Opponent	Score		RPI	S	Opponent	Score						
					50	A	San Di ego St.	4	5	75	A	Col . of Charleston	3	7					
										75	A	Col . of Charleston	1	13					
										75	A	Col . of Charleston	1	10					
										77	H	UNLV	4	0					
										90	A	Cal i forn i a	3	5					
										90	A	Cal i forn i a	2	23					
										90	A	Cal i forn i a	6	17					
										90	A	Cal i forn i a	2	13					
										112	H	New Mexico St.	2	5					
										112	H	New Mexico St.	3	9					
										112	H	New Mexi co St.	3	9					
										120	H	Saint Mary's (CA)	3	2					
										137	H	Sacramento St.	6	8					
										137	H	Sacramento St.	1	3					
										137	H	Sacramento St.	7	6					
										148	A	CSUN	7	13					
										148	H	CSUN	1	8					
										158	H	Grand Canyon	5	8					
										158	H	Grand Canyon	9	7					
										158	H	Grand Canyon	4	13					
										159	H	Hawai i	4	3					
										163	A	Seattle U	4	10					
										163	A	Seattle U	6	8					
										163	A	Seattle U	7	5					
										166	A	Loyol a Marymount	1	4					
										166	H	Loyol a Marymount	0	10					
										172	A	Cal Poly	0	6					
										172	H	Cal Poly	8	11					
										195	H	UC Santa Barbara	5	9					
										198	A	Portland	7	3					
										198	A	Portland	5	1					
										198	A	Portland	0	5					
										198	A	Portland	10	8					
										207	H	UC Davis	14	7					
										207	H	UC Davis	1	8					
										207	H	UC Davis	1	15					
										241	A	UTRGV	0	5					
										241	A	UTRGV	5	6					
										241	A	UTRGV	8	5					
										243	A	Utah Valley	6	2					
										243	A	Utah Valley	7	6					
										243	A	Utah Valley	7	3					
LAST 10 GAMES																			
					166	H	Loyol a Marymount	0	10	163	A	Seattle U	4	10					
					158	H	Grand Canyon	5	8	163	A	Seattle U	6	8					
					158	H	Grand Canyon	9	7	163	A	Seattle U	7	5					
					158	H	Grand Canyon	4	13	166	A	Loyol a Marymount	1	4					
					195	H	UC Santa Barbara	5	9	137	H	Sacramento St.	6	8					

Non-Div. I Games:

CSU Bakersfield

RPI	S	Opponent	Score	
256	H	Dartmouth	7	5
256	H	Dartmouth	9	4
256	H	Dartmouth	9	11
256	H	Dartmouth	4	1

CSU Bakersfield

C
S
U
B
a
k
e
r
s
f
i
e
l
d

C
S
U
B
a
k
e
r
s
f
i
e
l
d

S
i
e
n
a

Si ena

[illegible]

Non-Div. I Games:

LIU Brooklyn

Average RPI Win:		227	WON-LOST RECORD		WINNING PCT. RANK		LAST 10 GAMES		STRENGTH OF SCHEDULE		OPP. STRENGTH OF SCHEDULE		TEAM RPI		ADJ RPI		CONF. RPI		ADJ CONF. RPI	
DIV. I ONLY			13-20-1		.39706 222		7-3-0		199		268		225		.4618 225		27		27	
DIV. I NON-CONF.			5-10-1		.34375 235		1-1-0		22		215		117		.5124 116		24		24	
TOTALS		RPI 1-25		RPI 26-50		W-L RECORDS		RPI 51-100		RPI 101-150		RPI 150+								
13-20-1		0-6-0		0-0-0		OVERALL		0-0-0		1-5-0		12-9-1								
5-7-1		0-0-0		0-0-0		HOME		0-0-0		0-3-0		5-4-1								
8-13-0		0-6-0		0-0-0		AWAY		0-0-0		1-2-0		7-5-0								
0-0-0		0-0-0		0-0-0		NEUTRAL		0-0-0		0-0-0		0-0-0								
5-10-1		0-6-0		0-0-0		NON-CONFERENCE		0-0-0		1-2-0		4-2-1								
2-1-1		0-0-0		0-0-0		HOME		0-0-0		0-0-0		2-1-1								
3-9-0		0-6-0		0-0-		AWAY		0-0-0		1-2-0		2-1-0								
0-0-0		0-0-0		0-0-0		NEUTRAL		0-0-0		0-0-0		0-0-0								
8-10-0		0-0-0		0-0-0		CONFERENCE		0-0-0		0-3-0		8-7-0								
3-6-0		0-0-0		0-0-0		HOME		0-0-0		0-3-0		3-3-0								
5-4-0		0-0-0		0-0-0		AWAY		0-0-0		0-0-0		5-4-0								
0-0-0		0-0-0		0-0-0		NEUTRAL		0-0-0		0-0-0		0-0-0								
RPI	S	Opponent		Score		RPI	S	Opponent		Score		RPI	S	Opponent		Score				
13	A	Texas A&M		0	22							116	A	Fordham		3	4			
13	A	Texas A&M		2	3							116	A	Fordham		3	5			
13	A	Texas A&M		2	8							116	A	Fordham		4	3			
19	A	Duke		3	8							143	H	Yale		4	7			
19	A	Duke		2	7							143	H	Yale		4	7			
19	A	Duke		2	7							143	H	Yale		7	8			
												160	H	Harvard		7	4			
												160	H	Harvard		2	6			
												160	H	Harvard		10	8			
												189	H	Canisius		6	5			
												213	A	Binghamton		1	11			
												213	A	Binghamton		12	3			
												213	H	Binghamton		5	5			
												237	A	Penn St.		10	6			
												255	H	Niagara		4	7			
												255	H	Niagara		17	5			
												256	H	Dartmouth		8	3			
												256	H	Dartmouth		2	4			
												256	H	Dartmouth		3	5			
												272	A	Princeton		5	2			
												272	A	Princeton		4	10			
												272	A	Princeton		6	7			
												274	A	Brown		4	2			
												274	A	Brown		10	7			
												274	A	Brown		6	7			
												275	A	Penn		10	9			
												275	A	Penn		5	9			
												275	A	Penn		7	6			
LAST 10 GAMES																				
						274	A	Brown		4	2	160	H	Harvard		10	8			
						274	A	Brown		10	7	160	H	Harvard		7	4			
						274	A	Brown		6	7	213	A	Binghamton		12	3			
						213	A	Binghamton		1	11	275	A	Penn		7	6			
						160	H	Harvard		2	6	275	A	Penn		10	9			

Non-Div. I Games:

Cornell

Average RPI Win:	254	WON-LOST RECORD	WINNING PCT. RANK	LAST 10 GAMES	STRENGTH OF SCHEDULE	OPP. STRENGTH OF SCHEDULE	TEAM RPI	ADJ RPI	CONF. RPI	ADJ CONF. RPI		
DIV. I ONLY		27-20-0	.57447	95	7-3-0	279	275	226	.46069	226	30	30
DIV. I NON-CONF.		6-12-0	.33333	236	3-1-0	115	162	225	.46571	225	30	30
<hr/>												
TOTALS	RPI 1-25	RPI 26-50		W-L RECORDS		RPI 51-100		RPI 101-150		RPI 150+		
27-20-0	0-0-0	0-3-0		OVERALL		0-2-0		2-4-0		25-11-0		
15-9-0	0-0-0	0-2-0		HOME		0-1-0		2-2-0		13-4-0		
10-10-0	0-0-0	0-1-0		AWAY		0-1-0		0-2-0		10-6-0		
2-1-0	0-0-0	0-0-0		NEUTRAL		0-0-0		0-0-0		2-1-0		
6-12-0	0-0-0	0-3-0		NON-CONFERENCE		0-2-0		2-4-0		4-3-0		
3-6-0	0-0-0	0-2-0		HOME		0-1-0		2-2-0		1-1-0		
2-6-0	0-0-0	0-0-		AWAY		0-1-0		0-2-0		2-2-0		
1-0-0	0-0-0	0-0-0		NEUTRAL		0-0-0		0-0-0		1-0-0		
21-8-0	0-0-0	0-0-0		CONFERENCE		0-0-0		0-0-0		21-8-0		
12-3-0	0-0-0	0-0-0		HOME		0-0-0		0-0-0		12-3-0		
8-4-0	0-0-0	0-0-0		AWAY		0-0-0		0-0-0		8-4-0		
1-1-0	0-0-0	0-0-0		NEUTRAL		0-0-0		0-0-0		1-1-0		
RPI	S	Opponent	Score	RPI	S	Opponent	Score	RPI	S	Opponent	Score	
				38	H	Mississippi St.	4 15					
				44	A	Troy	1 14					
				44	H	Troy	2 10					
	</											

Non-Div. I Games:

Alabama St.

Alabama St.

[illegible]

Non-Div. I Games:

Roosevelt

4 3

Chicago

6 3

Viterbo

17 1

III. -Chi cago

Average RPI Win: 208		WON-LOST	WINNING	LAST 10	STRENGTH OF		OPP. STRENGTH	TEAM	ADJ		CONF.	ADJ CONF.	
Average RPI Loss: 142		RECORD	PCT. RANK	GAMES	SCHEDULE		OF SCHEDULE	RPI	RPI		RPI	RPI	
DIV. I ONLY		15-29-0	.34091	246	6-4-0		146	229	228	.45993	228	20	20
DIV. I NON-CONF.		9-17-0	.34615	231	3-0-0		217	247	236	.45579	236	22	22
TOTALS		RPI 1-25	RPI 26-50		W-L RECORDS		RPI 51-100		RPI 101-150		RPI 150+		
15-29-0		0-2-0	0-0-0		OVERALL		0-3-0		6-17-0		9-7-0		
8-8-0		0-0-0	0-0-0		HOME		0-0-0		2-6-0		6-2-0		
6-21-0		0-2-0	0-0-0		AWAY		0-3-0		4-11-0		2-5-0		
1-0-0		0-0-0	0-0-0		NEUTRAL		0-0-0		0-0-0		1-0-0		
9-17-0		0-2-0	0-0-0		NON-CONFERENCE		0-3-0		2-6-0		7-6-0		
5-2-0		0-0-0	0-0-0		HOME		0-0-0		1-1-0		4-1-0		
3-15-0		0-2-0	0-0-		AWAY		0-3-0		1-5-0		2-5-0		
1-0-0		0-0-0	0-0-0		NEUTRAL		0-0-0		0-0-0		1-0-0		
6-12-0		0-0-0	0-0-0		CONFERENCE		0-0-0		4-11-0		2-1-0		
3-6-0		0-0-0	0-0-0		HOME		0-0-0		1-5-0		2-1-0		
3-6-0		0-0-0	0-0-0		AWAY		0-0-0		3-6-0		0-0-0		
0-0-0		0-0-0	0-0-0		NEUTRAL		0-0-0		0-0-0		0-0-0		
RPI S	Opponent	Score	RPI S	Opponent	Score	RPI S	Opponent	Score	RPI S	Opponent	Score		
5 A	Arkansas	0 11				86 A	Wright St.	3 7	110 A	Virginia Tech	3 19		
5 A	Arkansas	1 18				86 A	Wright St.	2 11	116 A	Fordham	1 3		
						96 A	Wofford	2 4	116 A	Fordham	3 10		
									116 A	Fordham	4 1		
									119 A	High Point	2 12		
									119 A	High Point	3 4		
									119 A	High Point	7 8		
									125 H	George Washington	2 9		
									125 H	George Washington	15 9		
									125 H	George Washington	2 17		
									126 H	Saint Louis	4 8		
									126 H	Saint Louis	8 9		
									126 H	Saint Louis	4 17		
									142 A	Richmond	0 4		
									142 A	Richmond	3 7		
									142 A	Richmond	7 6		
									144 A	VCU	4 9		
									144 A	VCU	6 1		
									144 A	VCU	1 10		
									149 A	Ball St.	4 3		
									149 A	Ball St.	2 3		
									149 H	Ball St.	3 0		
									149 H	Ball St.	2 10		
									170 H	Eastern Ky.	6 11		
									190 H	Hartford	7 4		
									197 H	Eastern Mich.	11 9		
									202 A	Toledo	6 7		
									233 A	USC Upstate	2 15		
									233 A	USC Upstate	8 10		
									233 A	USC Upstate	6 5		
									233 A	USC Upstate	0 8		
									264 H	Ohio	6 3		
									270 N	Evansville	6 3		
									279 A	Bowling Green	4 5		
				LAST 10 GAMES									
						279 H	Bowling Green	14 5	142 A	Richmond	7 6		
						116 A	Fordham	1 3	142 A	Richmond	3 7		
						116 A	Fordham	3 10	293 A	Fort Wayne	18 5		
						116 A	Fordham	4 1	264 H	Ohio	6 3		
						142 A	Richmond	0 4	282 H	St. Bonaventure	12 0		

Non-Div. I Games:

Dayton

RPI	S	Opponent	Score	
279	H	Bowling Green	14	5
282	H	St. Bonaventure	12	0
282	H	St. Bonaventure	0	2
282	H	St. Bonaventure	7	4
293	A	Fort Wayne	18	5

Dayton

D
a
y
t
o
n

D
a
y
t
o
n

Average RPI Win: 226		WON-LOST RECORD		WINNING PCT. RANK		LAST 10 GAMES		STRENGTH OF SCHEDULE		OPP. STRENGTH OF SCHEDULE		TEAM RPI		ADJ RPI		CONF. RPI		ADJ CONF. RPI	
DIV. I ONLY		27-24-0		.52941 136		5-5-0		265		262		229		.45838 229		31		31	
DIV. I NON-CONF.		14-10-0		.58333 96		1-1-0		156		206		118		.51238 117		31		31	
TOTALS		RPI 1-25		RPI 26-50		W-L RECORDS		RPI 51-100		RPI 101-150		RPI 150+							
27-24-0		0-2-0		0-0-0		OVERALL		2-3-0		1-4-0		24-15-0							
17-12-0		0-1-0		0-0-0		HOME		2-2-0		1-1-0		14-8-0							
10-12-0		0-1-0		0-0-0		AWAY		0-1-0		0-3-0		10-7-0							
0-0-0		0-0-0		0-0-0		NEUTRAL		0-0-0		0-0-0		0-0-0							
14-10-0		0-2-0		0-0-0		NON-CONFERENCE		2-3-0		1-4-0		11-1-0							
10-5-0		0-1-0		0-0-0		HOME		2-2-0		1-1-0		7-1-0							
4-5-0		0-1-0		0-0-		AWAY		0-1-0		0-3-0		4-0-0							
0-0-0		0-0-0		0-0-0		NEUTRAL		0-0-0		0-0-0		0-0-0							
13-14-0		0-0-0		0-0-0		CONFERENCE		0-0-0		0-0-0		13-14-0							
7-7-0		0-0-0		0-0-0		HOME		0-0-0		0-0-0		7-7-0							
6-7-0		0-0-0		0-0-0		AWAY		0-0-0		0-0-0		6-7-0							
0-0-0		0-0-0		0-0-0		NEUTRAL		0-0-0		0-0-0		0-0-0							
RPI	S	Opponent		Score		RPI	S	Opponent		Score		RPI	S	Opponent		Score			
19	A	Duke		2	8			73	A	Davi dson		2	10	119	H	Hi gh Poi nt		8	7
19	H	Duke		3	5			73	H	Davi dson		0	7	125	A	George Washi ngton		4	10
								74	H	Wagner		10	4	125	A	George Washi ngton		0	1
								74	H	Wagner		6	7	125	A	George Washi ngton		7	19
								74	H	Wagner		12	3	128	H	Campbel l		1	3
														161	H	NJIT		13	5
														161	H	NJIT		4	3
														161	H	NJIT		11	2
														176	A	Appal achi an St.		7	6
														176	H	Appal achi an St.		0	6
														178	A	Bethune-Cookman		7	9
														178	A	Bethune-Cookman		0	6
														178	A	Bethune-Cookman		0	5
														178	H	Bethune-Cookman		7	4
														178	H	Bethune-Cookman		5	2
														178	H	Bethune-Cookman		4	5
														244	A	N. C. A&T		3	5
														244	A	N. C. A&T		6	3
														244	A	N. C. A&T		8	6
														244	H	N. C. A&T		5	7
														244	H	N. C. A&T		3	4
														244	H	N. C. A&T		2	1
														245	H	Iona		21	8
														245	H	Iona		6	5
														245	H	Iona		12	2
														249	A	Flori da A&M		0	3
														249	A	Flori da A&M		3	11
														249	A	Flori da A&M		2	4
														249	H	Flori da A&M		5	7
														249	H	Flori da A&M		4	7
														249	H	Flori da A&M		6	1
														254	A	UNC Asheville		6	3
														257	A	Longwood		12	4
														276	A	Presbyteri an		14	7
LAST 10 GAMES						LAST 10 GAMES						LAST 10 GAMES							
				73	H	Davi dson		0	7	291	A	Savannah St.		3	2				
				249	H	Flori da A&M		5	7	291	A	Savannah St.		15	5				
				249	H	Flori da A&M		6	1	254	A	UNC Asheville		6	3				
				249	H	Flori da A&M		4	7	178	A	Bethune-Cookman		7	9				
				291	A	Savannah St.		10	3	178	A	Bethune-Cookman		0	6				

Non-Div. I Games:

N. C. Central

RPI	S	Opponent	Score	
276	H	Presbyterian	7	2
291	A	Savannah St.	3	2
291	A	Savannah St.	10	3
291	A	Savannah St.	15	5
291	H	Savannah St.	3	1
291	H	Savannah St.	10	2
291	H	Savannah St.	1	6
292	A	Norfol k St.	20	7
292	H	Norfol k St.	3	4
296	H	UMES	18	5

N. C. Central

N
.
C
.
C
e
n
t
r
a
l

N
.
C
.
C
e
n
t
r
a
l

Average RPI Win: 261		WON-LOST	WINNING	LAST 10	STRENGTH OF		OPP. STRENGTH	TEAM	ADJ	CONF.	ADJ CONF.
Average RPI Loss: 137		RECORD	PCT. RANK	GAMES	SCHEDULE		OF SCHEDULE	RPI	RPI	RPI	RPI
DIV. I ONLY		15-24-0	.38462	228	6-4-0		211	280	230	.4582	230
DIV. I NON-CONF.		2-16-0	.11111	288	0-1-0		57	198	259	.43737	259
TOTALS		RPI 1-25	RPI 26-50		W-L RECORDS		RPI 51-100		RPI 101-150		RPI 150+
15-24-0	0-2-0	0-0-0		OVERALL		0-7-0		1-7-0		14-8-0	
5-0-0	0-0-0	0-0-0		HOME		0-0-0		0-0-0		5-0-0	
6-16-0	0-2-0	0-0-0		AWAY		0-3-0		0-3-0		6-8-0	
4-8-0	0-0-0	0-0-0		NEUTRAL		0-4-0		1-4-0		3-0-0	
2-16-0	0-2-0	0-0-0		NON-CONFERENCE		0-7-0		0-2-0		2-5-0	
0-0-0	0-0-0	0-0-0		HOME		0-0-0		0-0-0		0-0-0	
2-10-0	0-2-0	0-0-0		AWAY		0-3-0		0-0-0		2-5-0	
0-6-0	0-0-0	0-0-0		NEUTRAL		0-4-0		0-2-0		0-0-0	
13-8-0	0-0-0	0-0-0		CONFERENCE		0-0-0		1-5-0		12-3-0	
5-0-0	0-0-0	0-0-0		HOME		0-0-0		0-0-0		5-0-0	
4-6-0	0-0-0	0-0-0		AWAY		0-0-0		0-3-0		4-3-0	
4-2-0	0-0-0	0-0-0		NEUTRAL		0-0-0		1-2-0		3-0-0	
RPI S	Opponent	Score		RPI S	Opponent	Score		RPI S	Opponent	Score	
14 A	Minnesota	2	6					107 N	Austin Peay	2	4
14 A	Minnesota	0	1					107 N	Austin Peay	3	9
								132 A	Oral Roberts	3	4
								132 A	Oral Roberts	9	14
								132 A	Oral Roberts	12	16
								132 N	Oral Roberts	3	1
								132 N	Oral Roberts	3	7
								132 N	Oral Roberts	1	8
								205 A	Northern Colo.	4	5
								205 A	Northern Colo.	2	8
								205 A	Northern Colo.	2	3
								205 A	Northern Colo.	7	11
								208 A	Southeast Mo. St.	7	4
								208 A	Southeast Mo. St.	8	12
								208 A	Southeast Mo. St.	6	5
								239 H	North Dakota St.	5	4
								239 H	North Dakota St.	12	9
								283 A	Western Ill.	6	3
								284 A	Omaha	6	2
								284 A	Omaha	5	8
								284 A	Omaha	3	5
								284 H	Omaha	14	4
								284 H	Omaha	5	4
								284 H	Omaha	8	6
								293 A	Fort Wayne	8	6
								293 A	Fort Wayne	5	6
								293 A	Fort Wayne	11	5
								293 N	Fort Wayne	7	2
								293 N	Fort Wayne	10	0
								293 N	Fort Wayne	13	9
				LAST 10 GAMES							
				284 H	Omaha	8	6	293 A	Fort Wayne	8	6
				284 H	Omaha	14	4	14 A	Minnesota	2	6
				284 H	Omaha	5	4	132 N	Oral Roberts	1	8
				293 A	Fort Wayne	11	5	132 N	Oral Roberts	3	7
				293 A	Fort Wayne	5	6	132 N	Oral Roberts	3	1

Non-Div. I Games:

South Dakota St.

[illegible]

Non-Div. I Games: Judson (IL)

11	1	MacMurray	6	3
----	---	-----------	---	---

Northwestern

Average RPI Win:		185	WON-LOST RECORD		WINNING PCT. RANK		LAST 10 GAMES		STRENGTH OF SCHEDULE		OPP. STRENGTH OF SCHEDULE		TEAM RPI		ADJ RPI		CONF. RPI		ADJ CONF. RPI		
DIV. I ONLY			15-34-0		.30612	268	2-8-0		119		148		232		.45752		232	17		17	
DIV. I NON-CONF.			5-17-0		.22727	262	1-5-0		130		67		261		.43679		261	18		18	
TOTALS		RPI 1-25		RPI 26-50		W-L RECORDS		RPI 51-100		RPI 101-150		RPI 150+									
15-34-0		0-1-0		1-1-0		OVERALL		0-16-0		4-6-0		10-10-0									
7-18-0		0-0-0		1-1-0		HOME		0-7-0		2-4-0		4-6-0									
8-16-0		0-1-0		0-0-0		AWAY		0-9-0		2-2-0		6-4-0									
0-0-0		0-0-0		0-0-0		NEUTRAL		0-0-0		0-0-0		0-0-0									
5-17-0		0-1-0		1-1-0		NON-CONFERENCE		0-10-0		2-2-0		2-3-0									
4-7-0		0-0-0		1-1-0		HOME		0-1-0		2-2-0		1-3-0									
1-10-0		0-1-0		0-0-		AWAY		0-9-0		0-0-0		1-0-0									
0-0-0		0-0-0		0-0-0		NEUTRAL		0-0-0		0-0-0		0-0-0									
10-17-0		0-0-0		0-0-0		CONFERENCE		0-6-0		2-4-0		8-7-0									
3-11-0		0-0-0		0-0-0		HOME		0-6-0		0-2-0		3-3-0									
7-6-0		0-0-0		0-0-0		AWAY		0-0-0		2-2-0		5-4-0									
0-0-0		0-0-0		0-0-0		NEUTRAL		0-0-0		0-0-0		0-0-0									
RPI	S	Opponent		Score		RPI	S	Opponent		Score		RPI	S	Opponent		Score					
22	A	Texas		2	7	47	H	Missouri St.		8	0	51	A	Baylor		1	2				
						47	H	Missouri St.		2	11	52	A	LSU		0	8				
												58	H	Sam Houston St.		2	5				
												58	H	Sam Houston St.		1	8				
												58	H	Sam Houston St.		1	3				
												61	A	Houston		1	3				
												66	A	TCU		0	11				
												66	A	TCU		0	2				
												66	A	TCU		3	4				
												81	A	Tulane		1	7				
												81	A	Tulane		2	6				
												95	A	Rice		1	2				
												95	H	Rice		2	6				
												98	H	Southeastern La.		1	8				
												98	H	Southeastern La.		4	6				
												98	H	Southeastern La.		3	5				
						LAST 10 GAMES															
						66	A	TCU		0	11	200	A	Nicholls St.		1	6				
						66	A	TCU		3	4	200	A	Nicholls St.		16	9				
						66	A	TCU		0	2	289	A	Southern U.		14	12				
						95	A	Rice		1	2	52	A	LSU		0	8				
						200	A	Nicholls St.		2	5	267	H	Abilene Christian		4	5				
												267	H	Abilene Christian		4	5				
												267	H	Abilene Christian		7	5				
												267	H	Abilene Christian		5	0				
												289	A	Southern U.		14	12				

Non-Div. I Games:

Lamar University

Average RPI Win:		213	WON-LOST RECORD		WINNING PCT. RANK		LAST 10 GAMES		STRENGTH OF SCHEDULE		OPP. STRENGTH OF SCHEDULE		TEAM RPI		ADJ RPI		CONF. RPI		ADJ CONF. RPI	
DIV. I ONLY			22-24-1		.47872 151		6-4-0		243		186		233		.45731 233		7		7	
DIV. I NON-CONF.			17-14-1		.54688 115		2-0-0		278		267		244		.44824 244		10		10	
TOTALS		RPI 1-25		RPI 26-50		W-L RECORDS		RPI 51-100		RPI 101-150		RPI 150+								
22-24-1		0-2-0		0-0-0		OVERALL		3-6-0		0-4-1		19-12-0								
16-14-1		0-2-0		0-0-0		HOME		3-5-0		0-1-1		13-6-0								
6-10-0		0-0-0		0-0-0		AWAY		0-1-0		0-3-0		6-6-0								
0-0-0		0-0-0		0-0-0		NEUTRAL		0-0-0		0-0-0		0-0-0								
17-14-1		0-2-0		0-0-0		NON-CONFERENCE		1-2-0		0-1-1		16-9-0								
14-10-1		0-2-0		0-0-0		HOME		1-1-0		0-1-1		13-6-0								
3-4-0		0-0-0		0-0-		AWAY		0-1-0		0-0-0		3-3-0								
0-0-0		0-0-0		0-0-0		NEUTRAL		0-0-0		0-0-0		0-0-0								
5-10-0		0-0-0		0-0-0		CONFERENCE		2-4-0		0-3-0		3-3-0								
2-4-0		0-0-0		0-0-0		HOME		2-4-0		0-0-0		0-0-0								
3-6-0		0-0-0		0-0-0		AWAY		0-0-0		0-3-0		3-3-0								
0-0-0		0-0-0		0-0-0		NEUTRAL		0-0-0		0-0-0		0-0-0								
RPI	S	Opponent		Score		RPI	S	Opponent		Score		RPI	S	Opponent		Score				
15	H	Kentucky		5 6								109	A	North Florida		0 3				
15	H	Kentucky		3 10								63	H	FGCU		2 3				
												63	H	FGCU		7 6				
												84	H	Seton Hall		12 1				
												85	H	Kennesaw St.		2 5				
												85	H	Kennesaw St.		4 9				
												85	H	Kennesaw St.		9 3				
												96	A	Wofford		2 10				
												97	H	Pittsburgh		1 3				
												161	A	NJIT		9 7				
												161	A	NJIT		9 1				
												161	A	NJIT		3 7				
												175	A	Lipscomb		4 7				
												175	A	Lipscomb		2 0				
												175	A	Lipscomb		2 5				
												196	A	Winthrop		7 1				
												196	H	Winthrop		9 5				
												228	H	Dayton		10 8				
												228	H	Dayton		15 2				
												228	H	Dayton		5 6				
												228	H	Dayton		8 0				
												244	A	N. C. A&T		1 6				
												244	H	N. C. A&T		9 5				
												254	A	UNC Asheville		10 3				
												254	H	UNC Asheville		9 5				
												257	H	Longwood		14 2				
												257	H	Longwood		1 3				
												257	H	Longwood		2 0				
												262	A	Charleston So.		7 3				
												262	H	Charleston So.		1 6				
												264	H	Ohio		12 7				
												264	H	Ohio		5 10				
												264	H	Ohio		8 1				
												275	H	Penn		5 7				
												275	H	Penn		7 2				
												275	H	Penn		5 3				
LAST 10 GAMES						175	A	Lipscomb		2 0		63	H	FGCU		7 6				
						175	A	Lipscomb		4 7		196	A	Winthrop		7 1				
						175	A	Lipscomb		2 5		244	H	N. C. A&T		9 5				
						63	H	FGCU		2 3		161	A	NJIT		9 1				
						63	H	FGCU		1 14		161	A	NJIT		9 7				

Non-Div. I Games:

USC Upstate

RPI	S	Opponent	Score	
276	A	Presbyteria n	2	3
276	H	Presbyteria n	10	3

USC Upstate

U
S
C
U
P
S
t
a
t
e

U
S
C
U
P
S
t
a
t
e

Average RPI Win: 214		WON-LOST	WINNING	LAST 10	STRENGTH OF		OPP. STRENGTH	TEAM	ADJ	CONF.	ADJ CONF.
Average RPI Loss: 138		RECORD	PCT. RANK	GAMES	SCHEDULE		OF SCHEDULE	RPI	RPI	RPI	RPI
DIV. I ONLY		20-27-0	.42553	208	4-6-0		263	118	234	.45727	234
DIV. I NON-CONF.		9-17-0	.34615	231	0-5-0		221	27	219	.46885	219
TOTALS		RPI 1-25	RPI 26-50		W-L RECORDS		RPI 51-100		RPI 101-150		RPI 150+
20-27-0		0-1-0	0-3-0		OVERALL		0-2-0		5-11-0		15-10-0
10-8-0		0-0-0	0-0-0		HOME		0-0-0		1-1-0		9-7-0
10-17-0		0-1-0	0-3-0		AWAY		0-2-0		4-8-0		6-3-0
0-2-0		0-0-0	0-0-0		NEUTRAL		0-0-0		0-2-0		0-0-0
9-17-0		0-1-0	0-3-0		NON-CONFERENCE		0-2-0		4-9-0		5-2-0
4-2-0		0-0-0	0-0-0		HOME		0-0-0		1-1-0		3-1-0
5-13-0		0-1-0	0-0-		AWAY		0-2-0		3-6-0		2-1-0
0-2-0		0-0-0	0-0-0		NEUTRAL		0-0-0		0-2-0		0-0-0
11-10-0		0-0-0	0-0-0		CONFERENCE		0-0-0		1-2-0		10-8-0
6-6-0		0-0-0	0-0-0		HOME		0-0-0		0-0-0		6-6-0
5-4-0		0-0-0	0-0-0		AWAY		0-0-0		1-2-0		4-2-0
0-0-0		0-0-0	0-0-0		NEUTRAL		0-0-0		0-0-0		0-0-0
RPI S	Opponent	Score	RPI S	Opponent	Score	RPI S	Opponent	Score	RPI S	Opponent	Score
25 A	Coastal Caro.	7 13	48 A	Georgi a Tech	5 6	71 A	Wake Forest	1 5	108 A	Jacksonville St.	2 4
			48 A	Georgi a Tech	0 4	76 A	Virginia	4 12	108 A	Jacksonville St.	0 5
			48 A	Georgi a Tech	8 11				108 A	Jacksonville St.	9 5
									109 A	North Florida	2 7
									109 A	North Florida	12 6
									109 A	North Florida	14 8
									110 A	Virginia Tech	2 3
									110 H	Virginia Tech	12 11
									114 N	Maryland	4 11
									119 A	High Point	18 6
									119 A	High Point	3 7
									119 A	High Point	6 15
									121 A	Elon	1 2
									134 A	ETSU	0 2
									134 H	ETSU	8 9
									149 N	Ball St.	0 7
									152 H	Gardner-Webb	10 20
									152 H	Gardner-Webb	4 8
									152 H	Gardner-Webb	4 5
									165 A	VMI	8 6
									176 H	Appalachian St.	1 5
									196 A	Winthrop	9 5
									196 A	Winthrop	4 1
									196 A	Winthrop	3 6
									218 A	William & Mary	2 1
									218 A	William & Mary	2 3
									254 H	UNC Asheville	12 5
									254 H	UNC Asheville	4 5
									254 H	UNC Asheville	2 8
									257 A	Longwood	3 4
									257 A	Longwood	5 4
									257 A	Longwood	18 4
									262 H	Charleston So.	12 6
									262 H	Charleston So.	3 1
LAST 10 GAMES			LAST 10 GAMES			LAST 10 GAMES			LAST 10 GAMES		
71 A	Wake Forest	1 5	276 H	Presbyterian	8 4	276 H	Presbyterian	9 8	254 H	UNC Asheville	4 5
48 A	Georgi a Tech	0 4	134 A	ETSU	0 2	262 H	Charleston So.	3 1	257 A	Longwood	5 4
48 A	Georgi a Tech	8 11	262 H	Charleston So.	1 3	262 H	Charleston So.		257 A	Longwood	18 4
48 A	Georgi a Tech	5 6							262 H	Charleston So.	12 6
276 H	Presbyterian	6 3							262 H	Charleston So.	3 1

Non-Div. I Games:

Radford

RPI	S	Opponent	Score	
262	H	Charleston So.	1	3
276	H	Presbyterian	9	8
276	H	Presbyterian	8	4
276	H	Presbyterian	6	3
277	H	Youngstown St.	4	3
277	H	Youngstown St.	6	4
277	H	Youngstown St.	4	3

R
a
d
f
o
r
d

R
a
d
f
o
r
d

Radford

Average RPI Win: 218		WON-LOST	WINNING	LAST 10	STRENGTH OF		OPP. STRENGTH	TEAM	ADJ	CONF.	ADJ CONF.
Average RPI Loss: 135		RECORD	PCT. RANK	GAMES	SCHEDULE		OF SCHEDULE	RPI	RPI	RPI	RPI
DIV. I ONLY		19-26-1	.42391	210	6-4-0		259	140	235	.45647	235
DIV. I NON-CONF.		7-17-1	.3	245	2-1-0		270	66	266	.43087	266
TOTALS		RPI 1-25	RPI 26-50		W-L RECORDS		RPI 51-100		RPI 101-150		RPI 150+
19-26-1		0-4-0	0-2-0		OVERALL		1-4-0		2-3-0		16-13-1
7-7-0		0-0-0	0-1-0		HOME		1-2-0		0-0-0		6-4-0
8-14-1		0-4-0	0-1-0		AWAY		0-0-0		2-1-0		6-8-1
4-5-0		0-0-0	0-0-0		NEUTRAL		0-2-0		0-2-0		4-1-0
7-17-1		0-4-0	0-2-0		NON-CONFERENCE		0-2-0		0-2-0		7-7-1
2-3-0		0-0-0	0-1-0		HOME		0-0-0		0-0-0		2-2-0
2-10-1		0-4-0	0-0-		AWAY		0-0-0		0-0-0		2-5-1
3-4-0		0-0-0	0-0-0		NEUTRAL		0-2-0		0-2-0		3-0-0
12-9-0		0-0-0	0-0-0		CONFERENCE		1-2-0		2-1-0		9-6-0
5-4-0		0-0-0	0-0-0		HOME		1-2-0		0-0-0		4-2-0
6-4-0		0-0-0	0-0-0		AWAY		0-0-0		2-1-0		4-3-0
1-1-0		0-0-0	0-0-0		NEUTRAL		0-0-0		0-0-0		1-1-0
RPI S	Opponent	Score	RPI S	Opponent	Score	RPI S	Opponent	Score	RPI S	Opponent	Score
12 A	Stetson	3 5	45 A	Michigan	5 8	62 N	Purdue	1 11	110 N	Virginia Tech	4 7
24 A	South Fla.	0 6	45 H	Michigan	2 9	69 H	Kent St.	3 11	110 N	Virginia Tech	3 4
24 A	South Fla.	6 10				69 H	Kent St.	5 1	149 A	Ball St.	2 5
24 A	South Fla.	2 3				69 H	Kent St.	3 19	149 A	Ball St.	23 1
						84 N	Seton Hall	4 10	149 A	Ball St.	7 4
									169 A	New Mexico	6 6
									169 A	New Mexico	7 8
									169 A	New Mexico	0 6
									169 A	New Mexico	9 20
									197 H	Eastern Mich.	2 5
									197 H	Eastern Mich.	12 3
									197 H	Eastern Mich.	6 7
									202 A	Toledo	5 3
									202 N	Toledo	3 2
									202 N	Toledo	1 13
									212 A	Northern Ill.	6 0
									212 A	Northern Ill.	8 1
									212 A	Northern Ill.	5 9
									216 A	Michigan St.	3 1
									217 A	Western Mich.	2 5
									217 A	Western Mich.	4 2
									217 A	Western Mich.	2 8
									231 H	Northwestern	2 4
									231 H	Northwestern	7 3
									231 H	Northwestern	2 5
									241 A	UTRGV	6 7
									241 A	UTRGV	3 6
									247 A	Oakland	24 9
									247 H	Oakland	8 4
									247 N	Oakland	16 3
									251 N	SFA	10 8
									251 N	SFA	5 3
									279 H	Bowling Green	9 6
									279 H	Bowling Green	4 3
LAST 10 GAMES			LAST 10 GAMES			LAST 10 GAMES			LAST 10 GAMES		
			45 H	Michigan	2 9	279 H	Bowling Green	4 3			
			197 H	Eastern Mich.	12 3	279 H	Bowling Green	8 4			
			197 H	Eastern Mich.	2 5	247 N	Oakland	16 3			
			197 H	Eastern Mich.	6 7	247 H	Oakland	8 4			
			279 H	Bowling Green	9 6	217 A	Western Mich.	2 5			

Non-Div. I Games: Lawrence Tech 14 1

Central Mich.

Central Mich.

Average RPI Win:		206	WON-LOST RECORD		WINNING PCT. RANK		LAST 10 GAMES		STRENGTH OF SCHEDULE		OPP. STRENGTH OF SCHEDULE		TEAM RPI		ADJ RPI		CONF. RPI		ADJ CONF. RPI		
DIV. I ONLY		14-29-0		.32558	257	4-6-0		179		232		236		.45635	236	22		22			
DIV. I NON-CONF.		6-19-0		.24	257	1-0-0		141		246		231		.45989	230	19		19			
TOTALS		RPI 1-25		RPI 26-50		W-L RECORDS		RPI 51-100		RPI 101-150		RPI 150+									
14-29-0		0-4-0		0-0-0		OVERALL		1-2-0		0-4-0		13-19-0									
6-3-0		0-0-0		0-0-0		HOME		0-0-0		0-0-0		6-3-0									
6-23-0		0-3-0		0-0-0		AWAY		1-2-0		0-3-0		5-12-0									
2-3-0		0-0-0		0-0-0		NEUTRAL		0-0-0		0-0-0		2-3-0									
6-19-0		0-4-0		0-0-0		NON-CONFERENCE		1-2-0		0-4-0		5-9-0									
0-0-0		0-0-0		0-0-0		HOME		0-0-0		0-0-0		0-0-0									
4-16-0		0-4-0		0-0-		AWAY		1-2-0		0-4-0		3-6-0									
2-3-0		0-0-0		0-0-0		NEUTRAL		0-0-0		0-0-0		2-3-0									
8-10-0		0-0-0		0-0-0		CONFERENCE		0-0-0		0-0-0		8-10-0									
6-3-0		0-0-0		0-0-0		HOME		0-0-0		0-0-0		6-3-0									
2-7-0		0-0-0		0-0-0		AWAY		0-0-0		0-0-0		2-7-0									
0-0-0		0-0-0		0-0-0		NEUTRAL		0-0-0		0-0-0		0-0-0									
RPI	S	Opponent		Score		RPI	S	Opponent		Score		RPI	S	Opponent		Score					
9	A	Texas Tech		2	4					70	A	Mi ami (FL)		6	1	112	A	New Mexi co St.		5	8
9	A	Texas Tech		6	21					70	A	Mi ami (FL)		1	7	112	A	New Mexi co St.		6	10
9	A	Texas Tech		1	12					70	A	Mi ami (FL)		6	7	112	A	New Mexi co St.		7	14
9	A	Texas Tech		5	12											112	A	New Mexi co St.		5	6
																164	A	UMass Lowell		0	1
																164	A	UMass Lowell		8	9
																164	A	UMass Lowell		9	4
																168	A	Monmouth		3	7
																168	A	Monmouth		15	10
																181	H	Stony Brook		1	4
																181	H	Stony Brook		4	2
																181	H	Stony Brook		2	5
																190	A	Hartford		6	1
																190	A	Hartford		0	1
																190	A	Hartford		3	5
																194	A	Incarnate Word		0	2
																194	A	Incarnate Word		8	9
																211	A	UMBC		4	9
																211	A	UMBC		4	7
																211	A	UMBC		2	5
																213	H	Binghamton		6	1
																213	H	Binghamton		4	7
																213	H	Binghamton		4	2
																219	H	Albany (NY)		17	1
																219	H	Albany (NY)		10	2
																219	H	Albany (NY)		4	1
																241	A	UTRGV		1	12
																241	A	UTRGV		7	5
																241	A	UTRGV		3	4
																241	A	UTRGV		3	7
																252	N	Sacred Heart		8	9
																259	A	Massachusetts		24	5
																264	N	Ohio		5	1
																264	N	Ohio		5	7
LAST 10 GAMES																					
213 H Binghamton				6	1	211 A UMBC				4	7	241 A UTRGV				3	4				
213 H Binghamton				4	7	211 A UMBC				4	9	241 A UTRGV				3	7				
213 H Binghamton				4	2	164 A UMass Lowell				8	9	252 N Sacred Heart				8	9				
259 A Massachusetts				24	5	164 A UMass Lowell				9	4	259 A Massachusetts				24	5				
211 A UMBC				2	5	164 A UMass Lowell				0	1	264 N Ohio				5	1				

Non-Div. I Games:

Maine

RPI	S	Opponent	Score	
264	N	Ohio	2	1
264	N	Ohio	2	6

Maine

Maine

Maine

Average RPI Win: 179		WON-LOST RECORD		WINNING PCT. RANK		LAST 10 GAMES		STRENGTH OF SCHEDULE		OPP. STRENGTH OF SCHEDULE		TEAM RPI		ADJ RPI		CONF. RPI		ADJ CONF. RPI					
DIV. I ONLY		11-30-0		.26829		278		3-7-0		83		175		237		.45523		237		6		6	
DIV. I NON-CONF.		8-12-0		.4		205		1-1-0		131		249		181		.48576		180		7		7	
TOTALS		RPI 1-25		RPI 26-50		W-L RECORDS		RPI 51-100		RPI 101-150		RPI 150+											
11-30-0		0-3-0		0-8-0		OVERALL		0-4-0		3-0-0		8-15-0											
5-12-0		0-0-0		0-3-0		HOME		0-3-0		0-0-0		5-6-0											
5-11-0		0-0-0		0-3-0		AWAY		0-1-0		3-0-0		2-7-0											
1-7-0		0-3-0		0-2-0		NEUTRAL		0-0-0		0-0-0		1-2-0											
8-12-0		0-0-0		0-2-0		NON-CONFERENCE		0-1-0		3-0-0		5-9-0											
3-2-0		0-0-0		0-0-0		HOME		0-0-0		0-0-0		3-2-0											
4-6-0		0-0-0		0-0-		AWAY		0-1-0		3-0-0		1-5-0											
1-4-0		0-0-0		0-2-0		NEUTRAL		0-0-0		0-0-0		1-2-0											
3-18-0		0-3-0		0-6-0		CONFERENCE		0-3-0		0-0-0		3-6-0											
2-10-0		0-0-0		0-3-0		HOME		0-3-0		0-0-0		2-4-0											
1-5-0		0-0-0		0-3-0		AWAY		0-0-0		0-0-0		1-2-0											
0-3-0		0-3-0		0-0-0		NEUTRAL		0-0-0		0-0-0		0-0-0											
RPI	S	Opponent		Score		RPI	S	Opponent		Score		RPI	S	Opponent		Score							
14	N	Minnesota		6 7		30	H	Ohio St.		8 19		62	H	Purdue		2 3							
14	N	Minnesota		2 8		30	H	Ohio St.		1 5		62	H	Purdue		3 6							
14	N	Minnesota		2 17		30	H	Ohio St.		0 1		62	H	Purdue		0 9							
						35	N	St. John's (NY)		4 18		97	A	Pittsburgh		2 3							
						45	A	Michigan		2 14													
						45	A	Michigan		7 8													
						45	A	Michigan		5 19													
						46	N	West Virginia		2 3													
						LAST 10 GAMES																	
						97	A	Pittsburgh		2 3		231	H	Northwestern		7 8							
						216	H	Michigan St.		4 6		231	H	Northwestern		6 7							
						216	H	Michigan St.		6 1		248	N	Lafayette		8 1							
						216	H	Michigan St.		13 1		45	A	Michigan		2 14							
						231	H	Northwestern		3 6		45	A	Michigan		7 8							

Non-Div. I Games:

Penn St.

Average RPI Win:		270	WON-LOST RECORD		WINNING PCT. RANK		LAST 10 GAMES		STRENGTH OF SCHEDULE		OPP. STRENGTH OF SCHEDULE		TEAM RPI		ADJ RPI		CONF. RPI		ADJ CONF. RPI	
DIV. I ONLY			21-26-0		.44681 187		6-4-0		271		271		238		.45488 238		30		30	
DIV. I NON-CONF.			4-20-0		.16667 279		0-2-0		186		87		258		.43808 258		30		30	
TOTALS		RPI 1-25		RPI 26-50		W-L RECORDS		RPI 51-100		RPI 101-150		RPI 150+								
21-26-0		0-1-0		0-5-0		OVERALL		0-6-0		1-1-0		20-13-0								
10-2-0		0-0-0		0-0-0		HOME		0-0-0		0-0-0		10-2-0								
11-21-0		0-0-0		0-3-0		AWAY		0-6-0		1-1-0		10-11-0								
0-3-0		0-1-0		0-2-0		NEUTRAL		0-0-0		0-0-0		0-0-0								
4-20-0		0-1-0		0-5-0		NON-CONFERENCE		0-6-0		1-1-0		3-7-0								
0-0-0		0-0-0		0-0-0		HOME		0-0-0		0-0-0		0-0-0								
4-17-0		0-0-0		0-0-		AWAY		0-6-0		1-1-0		3-7-0								
0-3-0		0-1-0		0-2-0		NEUTRAL		0-0-0		0-0-0		0-0-0								
17-6-0		0-0-0		0-0-0		CONFERENCE		0-0-0		0-0-0		17-6-0								
10-2-0		0-0-0		0-0-0		HOME		0-0-0		0-0-0		10-2-0								
7-4-0		0-0-0		0-0-0		AWAY		0-0-0		0-0-0		7-4-0								
0-0-0		0-0-0		0-0-0		NEUTRAL		0-0-0		0-0-0		0-0-0								
RPI	S	Opponent		Score		RPI	S	Opponent		Score		RPI	S	Opponent		Score				
22	N	Texas		2 10		38	A	Mississippi St.		6 11		51	A	Baylor		4 5				
						41	A	Oklahoma		0 12		61	A	Houston		3 4				
						41	A	Oklahoma		1 10		81	A	Tulane		2 8				
						47	N	Missouri St.		2 8		100	A	Kansas		1 7				
						47	N	Missouri St.		5 6		100	A	Kansas		5 7				
												100	A	Kansas		2 3				

Non-Div. I Games: Huston-Tillotson 4 3 Huston-Tillotson 12 0

Texas Southern

Texas Southern

Average RPI Win:		261	WON-LOST RECORD		WINNING PCT. RANK		LAST 10 GAMES		STRENGTH OF SCHEDULE		OPP. STRENGTH OF SCHEDULE		TEAM RPI		ADJ RPI		CONF. RPI		ADJ CONF. RPI	
DIV. I ONLY			15-22-0		.40541 218		2-5-0		252		285		239		.4547 239		29		29	
DIV. I NON-CONF.			6-9-0		.4 205		0-0-0		73		257		97		.51946 97		29		29	
TOTALS		RPI 1-25		RPI 26-50		W-L RECORDS		RPI 51-100		RPI 101-150		RPI 150+								
15-22-0		0-1-0		0-3-0		OVERALL		0-0-0		0-6-0		15-12-0								
2-4-0		0-0-0		0-0-0		HOME		0-0-0		0-3-0		2-1-0								
10-15-0		0-1-0		0-3-0		AWAY		0-0-0		0-3-0		10-8-0								
3-3-0		0-0-0		0-0-0		NEUTRAL		0-0-0		0-0-0		3-3-0								
6-9-0		0-1-0		0-3-0		NON-CONFERENCE		0-0-0		0-0-0		6-5-0								
0-0-0		0-0-0		0-0-0		HOME		0-0-0		0-0-0		0-0-0								
4-8-0		0-1-0		0-0-		AWAY		0-0-0		0-0-0		4-4-0								
2-1-0		0-0-0		0-0-0		NEUTRAL		0-0-0		0-0-0		2-1-0								
9-13-0		0-0-0		0-0-0		CONFERENCE		0-0-0		0-6-0		9-7-0								
2-4-0		0-0-0		0-0-0		HOME		0-0-0		0-3-0		2-1-0								
6-7-0		0-0-0		0-0-0		AWAY		0-0-0		0-3-0		6-4-0								
1-2-0		0-0-0		0-0-0		NEUTRAL		0-0-0		0-0-0		1-2-0								
RPI	S	Opponent		Score		RPI	S	Opponent		Score		RPI	S	Opponent		Score				
14	A	Minnesota		1	3	36	A	Arizona		3	13	132	A	Oral Roberts		2	6			
						36	A	Arizona		2	11	132	A	Oral Roberts		2	5			
						36	A	Arizona		4	9	132	A	Oral Roberts		5	6			
												132	H	Oral Roberts		4	7			
												132	H	Oral Roberts		3	9			
												132	H	Oral Roberts		8	11			
												194	A	Incarnate Word		2	6			
												194	A	Incarnate Word		4	3			
												194	A	Incarnate Word		1	2			
												194	A	Incarnate Word		8	2			
												205	A	Northern Colo.		4	2			
												205	A	Northern Colo.		7	9			
												205	A	Northern Colo.		6	3			
												205	A	Northern Colo.		4	17			
												230	A	South Dakota St.		4	5			
												230	A	South Dakota St.		9	12			
												268	N	Central Conn. St.		2	9			
												268	N	Central Conn. St.		4	0			
												268	N	Central Conn. St.		2	0			
												283	A	Western Ill.		2	1			
												283	A	Western Ill.		3	6			
												283	A	Western Ill.		0	2			
												283	N	Western Ill.		2	7			
												283	N	Western Ill.		3	1			
												283	N	Western Ill.		0	4			
												284	A	Omaha		2	1			
												284	A	Omaha		2	0			
												284	H	Omaha		9	1			
												284	H	Omaha		10	0			
												284	H	Omaha		2	13			
												293	A	Fort Wayne		2	1			
												293	A	Fort Wayne		15	0			
												293	A	Fort Wayne		10	3			
Non-Div. I Games:		Dickinson St.		17	4	Concordia-M'head		10	0	Mayville St.		8	5	Dakota St.		16	1			
																		North Dakota St.		

Average RPI Win:		156	WON-LOST RECORD		WINNING PCT. RANK		LAST 10 GAMES		STRENGTH OF SCHEDULE		OPP. STRENGTH OF SCHEDULE		TEAM RPI		ADJ RPI		CONF. RPI		ADJ CONF. RPI				
DIV. I ONLY			17-26-0		.39535	223	2-8-0		219		80		240		.45383		240	15		15			
DIV. I NON-CONF.			12-16-0		.42857	192	1-3-0		211		40		221		.46858		221	14		14			
TOTALS		RPI 1-25		RPI 26-50		W-L RECORDS		RPI 51-100		RPI 101-150		RPI 150+											
17-26-0		0-0-0		0-2-0		OVERALL		2-4-0		4-10-0		11-10-0											
10-14-0		0-0-0		0-1-0		HOME		0-1-0		2-8-0		8-4-0											
5-10-0		0-0-0		0-1-0		AWAY		2-3-0		1-1-0		2-5-0											
2-2-0		0-0-0		0-0-0		NEUTRAL		0-0-0		1-1-0		1-1-0											
12-16-0		0-0-0		0-2-0		NON-CONFERENCE		2-4-0		3-5-0		7-5-0											
7-8-0		0-0-0		0-1-0		HOME		0-1-0		1-3-0		6-3-0											
3-6-0		0-0-0		0-0-		AWAY		2-3-0		1-1-0		0-1-0											
2-2-0		0-0-0		0-0-0		NEUTRAL		0-0-0		1-1-0		1-1-0											
5-10-0		0-0-0		0-0-0		CONFERENCE		0-0-0		1-5-0		4-5-0											
3-6-0		0-0-0		0-0-0		HOME		0-0-0		1-5-0		2-1-0											
2-4-0		0-0-0		0-0-0		AWAY		0-0-0		0-0-0		2-4-0											
0-0-0		0-0-0		0-0-0		NEUTRAL		0-0-0		0-0-0		0-0-0											
RPI	S	Opponent		Score		RPI	S	Opponent		Score		RPI	S	Opponent		Score		RPI	S	Opponent		Score	
				50	A	San Di ego St.		6	8	59	A	Nevada		9	2	111	N	Nebraska		8	1		
				50	H	San Di ego St.		1	19	59	A	Nevada		0	3	111	N	Nebraska		3	8		
										77	H	UNLV		1	6	113	H	Long Beach St.		4	5		
										78	A	Washi ngton		0	8	113	H	Long Beach St.		3	8		
										78	A	Washi ngton		2	5	113	H	Long Beach St.		2	6		
										78	A	Washi ngton		6	3	127	A	San Di ego		6	5		
																127	H	San Di ego		2	11		
																133	A	Fresno St.		5	11		
																135	H	San Franci sco		1	4		
																135	H	San Franci sco		1	2		
																135	H	San Franci sco		3	2		
																148	H	CSUN		1	6		
																148	H	CSUN		2	3		
																148	H	CSUN		6	4		
																155	N	Washington St.		6	7		
																155	N	Washington St.		8	1		
																156	H	San Jose St.		3	14		
																156	H	San Jose St.		3	5		
																156	H	San Jose St.		8	7		
																158	A	Grand Canyon		1	6		
																158	H	Grand Canyon		9	8		
																159	A	Hawai i		9	2		
																159	A	Hawai i		4	5		
																159	A	Hawai i		0	5		
																186	H	Val parai so		4	3		
																186	H	Val parai so		14	5		
																191	H	Utah		2	1		
																191	H	Utah		3	2		
																191	H	Utah		4	7		
																195	A	UC Santa Barbara		14	10		
																195	A	UC Santa Barbara		2	14		
																195	A	UC Santa Barbara		8	9		
																50	H	San Di ego St.		1	19		
																156	H	San Jose St.		3	14		
LAST 10 GAMES																							
				127	A	San Di ego		6	5	195	A	UC Santa Barbara		14	10								
				113	H	Long Beach St.		4	5	195	A	UC Santa Barbara		2	14								
				113	H	Long Beach St.		3	8	195	A	UC Santa Barbara		8	9								
				113	H	Long Beach St.		2	6	50	H	San Di ego St.		1	19								
				50	A	San Di ego St.		6	8	156	H	San Jose St.		3	14								

Non-Div. I Games:

UC Ri versi de

RPI	S	Opponent	Score
207	H	UC Davi s	16 10

UC Ri versi de

RPI	S	Opponent	Score	
235	H	Central Mi ch.	6	3
236	H	Mai ne	12	1
236	H	Mai ne	7	3
236	H	Mai ne	4	3
236	H	Mai ne	5	7
243	A	Utah Val ley	4	2
243	A	Utah Val ley	1	10
243	A	Utah Val ley	1	6
251	H	SFA	6	4
251	H	SFA	11	5

UTRGV

U
T
R
G
V

U
T
R
G
V

Average RPI Win: 203		WON-LOST	WINNING	LAST 10	STRENGTH OF		OPP. STRENGTH	TEAM	ADJ	CONF.	ADJ CONF.
Average RPI Loss: 143		RECORD	PCT. RANK	GAMES	SCHEDULE		OF SCHEDULE	RPI	RPI	RPI	RPI
DIV. I ONLY		15-29-0	.34091	246	4-5-0		206	179	242	.45203	242
DIV. I NON-CONF.		8-12-0	.4	205	1-1-0		227	88	200	.48032	199
TOTALS		RPI 1-25	RPI 26-50		W-L RECORDS		RPI 51-100		RPI 101-150		RPI 150+
15-29-0		0-6-0	0-0-0		OVERALL		1-1-0		3-9-0		11-13-0
6-11-0		0-3-0	0-0-0		HOME		1-1-0		3-5-0		2-2-0
9-18-0		0-3-0	0-0-0		AWAY		0-0-0		0-4-0		9-11-0
0-0-0		0-0-0	0-0-0		NEUTRAL		0-0-0		0-0-0		0-0-0
8-12-0		0-3-0	0-0-0		NON-CONFERENCE		1-1-0		1-5-0		6-3-0
2-3-0		0-0-0	0-0-0		HOME		1-1-0		1-1-0		0-1-0
6-9-0		0-3-0	0-0-		AWAY		0-0-0		0-4-0		6-2-0
0-0-0		0-0-0	0-0-0		NEUTRAL		0-0-0		0-0-0		0-0-0
7-17-0		0-3-0	0-0-0		CONFERENCE		0-0-0		2-4-0		5-10-0
4-8-0		0-3-0	0-0-0		HOME		0-0-0		2-4-0		2-1-0
3-9-0		0-0-0	0-0-0		AWAY		0-0-0		0-0-0		3-9-0
0-0-0		0-0-0	0-0-0		NEUTRAL		0-0-0		0-0-0		0-0-0
RPI S	Opponent	Score	RPI S	Opponent	Score	RPI S	Opponent	Score	RPI S	Opponent	Score
11 A	Ole Miss	0 4				65 H	Indiana St.	8 10	108 H	Jacksonville St.	9 5
11 A	Ole Miss	2 7				94 H	Illinois St.	17 13	108 H	Jacksonville St.	0 11
11 A	Ole Miss	3 7							108 H	Jacksonville St.	0 7
23 H	Tennessee Tech	3 9							123 A	Georgia St.	4 8
23 H	Tennessee Tech	6 10							123 A	Georgia St.	5 6
23 H	Tennessee Tech	11 26							123 A	Georgia St.	2 7
									126 H	Saint Louis	14 11
									138 A	Southern Ill.	3 5
									139 H	Butler	3 6
									141 H	Morehead St.	11 24
									141 H	Morehead St.	5 7
									141 H	Morehead St.	9 8
									170 A	Eastern Ky.	1 7
									170 A	Eastern Ky.	0 5
									170 A	Eastern Ky.	4 5
									184 A	Memphis	3 1
									184 A	Memphis	10 9
									184 A	Memphis	6 2
									188 A	La. -Monroe	6 5
									188 A	La. -Monroe	6 7
									188 A	La. -Monroe	3 4
									208 A	Southeast Mo. St.	1 13
									208 A	Southeast Mo. St.	1 3
									208 A	Southeast Mo. St.	5 3
									250 A	Murray St.	4 7
									250 A	Murray St.	7 13
									250 A	Murray St.	0 5
									258 H	Chicago St.	8 14
									261 A	UT Martin	2 3
									261 A	UT Martin	10 9
									261 A	UT Martin	16 6
									266 H	Belmont	8 6
									266 H	Belmont	2 5
									266 H	Belmont	6 2
LAST 10 GAMES			LAST 10 GAMES			LAST 10 GAMES			LAST 10 GAMES		
258 H	Chicago St.	8 14	141 H	Morehead St.	11 24	258 H	Chicago St.	8 14	261 A	UT Martin	2 3
261 A	UT Martin	10 9	141 H	Morehead St.	9 8	261 A	UT Martin	10 9	261 A	UT Martin	16 6
261 A	UT Martin	2 3	126 H	Saint Louis	14 11	261 A	UT Martin	16 6	266 H	Belmont	8 6
261 A	UT Martin	16 6	170 A	Eastern Ky.	4 5	266 H	Belmont	2 5			
141 H	Morehead St.	5 7	170 A	Eastern Ky.	0 5						

Non-Div. I Games:

Robert Morris-S'fiel

11 5

Robert Morris-Peoria

15 6

Lindenwood (IL)

4 1

Eastern Ill.

E
a
s
t
e
r
n
I
l
l
.

Eastern Illinois.

Eastern III.

Average RPI Win:	160	WON-LOST RECORD	WINNING PCT. RANK	LAST 10 GAMES		STRENGTH OF SCHEDULE	OPP. STRENGTH OF SCHEDULE	TEAM RPI	ADJ RPI	CONF. RPI	ADJ CONF. RPI	
DIV. I ONLY		14-31-0	.31111	263	1-9-0	207	158	243	.45136	243	21	21
DIV. I NON-CONF.		9-18-0	.33333	236	1-4-0	182	98	189	.48245	188	25	25
<hr/>												
TOTALS	RPI 1-25		RPI 26-50		W-L RECORDS		RPI 51-100		RPI 101-150		RPI 150+	
14-31-0	0-0-0		1-3-0		OVERALL		3-2-0		2-8-0		8-18-0	
5-8-0	0-0-0		0-1-0		HOME		1-1-0		0-0-0		4-6-0	
9-23-0	0-0-0		1-2-0		AWAY		2-1-0		2-8-0		4-12-0	
0-0-0	0-0-0		0-0-0		NEUTRAL		0-0-0		0-0-0		0-0-0	
9-18-0	0-0-0		1-3-0		NON-CONFERENCE		3-2-0		2-5-0		3-8-0	
1-3-0	0-0-0		0-1-0		HOME		1-1-0		0-0-0		0-1-0	
8-15-0	0-0-0		1-0-		AWAY		2-1-0		2-5-0		3-7-0	
0-0-0	0-0-0		0-0-0		NEUTRAL		0-0-0		0-0-0		0-0-0	
5-13-0	0-0-0		0-0-0		CONFERENCE		0-0-0		0-3-0		5-10-0	
4-5-0	0-0-0		0-0-0		HOME		0-0-0		0-0-0		4-5-0	
1-8-0	0-0-0		0-0-0		AWAY		0-0-0		0-3-0		1-5-0	
0-0-0	0-0-0		0-0-0		NEUTRAL		0-0-0		0-0-0		0-0-0	
RPI	S	Opponent	Score	RPI	S	Opponent	Score	RPI	S	Opponent	Score	
				36	H	Ari zona	6 7	87	A	UC Irvine	2 4	
				38	A	Mi ssi ssi ppi St.	3 5	87	A	UC Irvine	8 5	
				38	A	Mi ssi ssi ppi St.	2 4	87	A	UC Irvine	9 5	
				38	A	Mi ssi ssi ppi St.	2 1	89	H	Air Force	6 12	
								89	H	Air Force	5 4	
								112	A	New Mexico St.	3 4	
								112	A	New Mexico St.	2 6	
								112	A	New Mexi co St.	7 17	
								115	A	Southern Cal i forn i a	6 8	
								115	A	Southern Cal i forn i a	5 1	
								115	A	Southern Cal i forn i a	4 5	
								120	A	Sai nt Mary' s (CA)	2 4	
								120	A	Sai nt Mary' s (CA)	2 7	
								120	A	Sai nt Mary' s (CA)	6 3	
								120	A	Sai nt Mary' s (CA)	1 3	
								158	A	Grand Canyon	2 5	
								158	A	Grand Canyon	2 5	
								158	A	Grand Canyon	2 11	
								183	A	Paci fic	4 3	
								183	A	Paci fic	0 4	
								183	A	Paci fic	6 2	
								183	A	Paci fic	3 4	
								187	A	A&M-Corpus Christi	0 6	
								187	A	A&M-Corpus Christi	6 5	
								187	A	A&M-Corpus Christi	6 12	
								187	A	A&M-Corpus Christi	9 15	
								191	A	Utah	6 10	
								193	A	BYU	3 9	
								193	H	BYU	2 14	
								205	H	Northern Colo.	4 8	
								205	H	Northern Colo.	15 5	
								205	H	Northern Colo.	15 14	
								222	H	CSU Bakersfiel d	3 7	
								222	H	CSU Bakersfiel d	2 6	
								222	H	CSU Bakersfiel d	6 7	
								241	H	UTRGV	10 1	
								241	H	UTRGV	6 1	
								241	H	UTRGV	2 4	
								258	A	Chi cago St.	1 0	

Non-Div. I Games:

Utah Valley

RPI	S	Opponent	Score
258	A	Chi cago St.	3 4
258	A	Chi cago St.	1 4

Average RPI Win:		240	WON-LOST RECORD		WINNING PCT. RANK		LAST 10 GAMES		STRENGTH OF SCHEDULE		OPP. STRENGTH OF SCHEDULE		TEAM RPI		ADJ RPI		CONF. RPI		ADJ CONF. RPI	
DIV. I ONLY			27-22-0		.55102 115		4-3-0		283		234		244		.45041 244		31		31	
DIV. I NON-CONF.			12-14-0		.46154 165		0-1-0		274		208		256		.43942 256		31		31	
TOTALS		RPI 1-25		RPI 26-50		W-L RECORDS		RPI 51-100		RPI 101-150		RPI 150+								
27-22-0		0-2-0		0-1-0		OVERALL		1-1-0		0-3-0		26-15-0								
20-11-0		0-0-0		0-0-0		HOME		0-1-0		0-1-0		20-9-0								
7-11-0		0-2-0		0-1-0		AWAY		1-0-0		0-1-0		6-6-0								
0-0-0		0-0-0		0-0-0		NEUTRAL		0-0-0		0-0-0		0-0-0								
12-14-0		0-2-0		0-1-0		NON-CONFERENCE		1-1-0		0-3-0		11-7-0								
11-6-0		0-0-0		0-0-0		HOME		0-1-0		0-1-0		11-4-0								
1-8-0		0-2-0		0-0-		AWAY		1-0-0		0-2-0		0-3-0								
0-0-0		0-0-0		0-0-0		NEUTRAL		0-0-0		0-0-0		0-0-0								
15-8-0		0-0-0		0-0-0		CONFERENCE		0-0-0		0-0-0		15-8-0								
9-5-0		0-0-0		0-0-0		HOME		0-0-0		0-0-0		9-5-0								
6-3-0		0-0-0		0-0-0		AWAY		0-0-0		0-0-0		6-3-0								
0-0-0		0-0-0		0-0-0		NEUTRAL		0-0-0		0-0-0		0-0-0								
RPI	S	Opponent		Score		RPI	S	Opponent		Score		RPI	S	Opponent		Score				
3	A	North Carolina		0	1	39	A	South Carolina		2	12	54	A	UNCG		3	2			
17	A	NC State		7	9							73	H	Davi dson		3	12			
														119	A	Hi gh Poi nt	1	3		
														119	H	Hi gh Poi nt	3	10		
														121	A	El on	4	5		
														176	A	Appal achi an St.	0	2		
														176	H	Appal achi an St.	9	2		
														178	A	Bethune-Cookman	2	5		
														178	A	Bethune-Cookman	3	4		
														178	A	Bethune-Cookman	4	2		
														178	H	Bethune-Cookman	4	3		
														178	H	Bethune-Cookman	8	5		
														178	H	Bethune-Cookman	3	6		
														203	H	Lehi gh	11	5		
														203	H	Lehi gh	8	4		
														203	H	Lehi gh	2	3		
														215	H	Bucknel I	5	7		
														215	H	Bucknel I	4	5		
														215	H	Bucknel I	7	6		
														229	A	N. C. Central	4	3		
														229	A	N. C. Central	1	2		
														229	A	N. C. Central	7	5		
														229	H	N. C. Central	3	6		
														229	H	N. C. Central	5	3		
														229	H	N. C. Central	6	8		
														233	A	USC Upstate	5	9		
														233	H	USC Upstate	6	1		
														249	H	Flori da A&M	13	4		
														249	H	Flori da A&M	10	2		
														249	H	Flori da A&M	3	2		
														273	H	Coppin St.	3	2		
														273	H	Coppin St.	5	9		
														276	A	Presbyteri an	8	12		
														276	H	Presbyteri an	8	5		
														282	H	St. Bonaventure	5	4		
														282	H	St. Bonaventure	4	3		
LAST 10 GAMES																				

Non-Div. I Games:

N. C. A&T

RPI	S	Opponent	Score	
282	H	St. Bonaventure	7	8
285	H	Al abama A&M	5	4
285	H	Al abama A&M	13	1
285	H	Al abama A&M	15	5
291	A	Savannah St.	12	1
291	A	Savannah St.	3	2
291	A	Savannah St.	3	2
291	H	Savannah St.	5	0
291	H	Savannah St.	9	6
291	H	Savannah St.	5	6

N. C. A&T

N
.
C
.
A
&
T

N
.
C
.
A
&
T

Iona

Average RPI Win:	221	WON-LOST RECORD	WINNING PCT. RANK	LAST 10 GAMES	STRENGTH OF SCHEDULE	OPP. STRENGTH OF SCHEDULE	TEAM RPI	ADJ RPI	CONF. RPI	ADJ CONF. RPI	
Average RPI Loss:	178										
DIV. I ONLY		14-30-0	.31818 262	6-4-0	185	279	245	.44775 245	28	28	
DIV. I NON-CONF.		6-18-0	.25 256	1-1-0	135	280	239	.45333 239	27	27	
<hr/>											
TOTALS	RPI 1-25	RPI 26-50		W-L RECORDS	RPI 51-100		RPI 101-150		RPI 150+		
14-30-0	0-0-0	0-2-0		OVERALL	0-3-0		1-6-0		13-19-0		
3-9-0	0-0-0	0-0-0		HOME	0-0-0		1-3-0		2-6-0		
10-20-0	0-0-0	0-2-0		AWAY	0-3-0		0-3-0		10-11-0		
1-1-0	0-0-0	0-0-0		NEUTRAL	0-0-0		0-0-0		1-1-0		
6-18-0	0-0-0	0-2-0		NON-CONFERENCE	0-3-0		0-4-0		6-9-0		
1-2-0	0-0-0	0-0-0		HOME	0-0-0		0-1-0		1-1-0		
4-15-0	0-0-0	0-0-		AWAY	0-3-0		0-3-0		4-7-0		
1-1-0	0-0-0	0-0-0		NEUTRAL	0-0-0		0-0-0		1-1-0		
8-12-0	0-0-0	0-0-0		CONFERENCE	0-0-0		1-2-0		7-10-0		
2-7-0	0-0-0	0-0-0		HOME	0-0-0		1-2-0		1-5-0		
6-5-0	0-0-0	0-0-0		AWAY	0-0-0		0-0-0		6-5-0		
0-0-0	0-0-0	0-0-0		NEUTRAL	0-0-0		0-0-0		0-0-0		
RPI	S	Opponent	Score	RPI	S	Opponent	Score	RPI	S	Opponent	Score
				35	A	St. John's (NY)	1 9				
				35	A	St. John's (NY)	1 5				
								106	H	Marist	3 4
								106	H	Marist	2 0
								106	H	Marist	1 4
								143	H	Yale	0 9
								144	A	VCU	4 5
								144	A	VCU	1 2
								144	A	VCU	0 3
								151	A	Rutgers	12 3
								181	A	Stony Brook	2 5
								181	A	Stony Brook	10 6
								181	H	Stony Brook	0 6
								181	N	Stony Brook	3 5
								189	H	Canisius	0 11
								189	H	Canisius	4 13
								189	H	Canisius	3 12
								214	A	Fairfield	1 0
								214	A	Fairfield	1 7
								214	A	Fairfield	10 3
								220	A	Quinnipiac	1 2
								220	A	Quinnipiac	9 4
								220	A	Quinnipiac	3 0
								223	H	Siena	2 15
								223	H	Siena	2 3
								223	H	Siena	4 2
								224	A	LIU Brooklyn	4 9
								224	H	LIU Brooklyn	8 6
								229	A	N.C. Central	5 6
								229	A	N.C. Central	8 21
								229	A	N.C. Central	2 12
								252	N	Sacred Heart	6 5
								255	A	Niagara	10 2
								255	A	Niagara	2 3
								255	A	Niagara	6 9
								257	A	Longwood	7 6
LAST 10 GAMES											
				214	A	Fairfield	10 3	220	A	Quinnipiac	3 0
				214	A	Fairfield	1 7	220	A	Quinnipiac	1 2
				214	A	Fairfield	1 0	224	H	LIU Brooklyn	8 6
				35	A	St. John's (NY)	1 9	106	H	Marist	3 4
				220	A	Quinnipiac	9 4	106	H	Marist	2 0

Non-Div. I Games:

Iona

RPI	S	Opponent	Score	
257	A	Longwood	2	11
257	A	Longwood	1	3
286	A	Ri der	3	9
286	A	Ri der	12	0
292	A	Norfol k St.	6	1

Iona

I
o
n
a

I
o
n
a

Page 316

Average RPI Win: 156		WON-LOST	WINNING	LAST 10	STRENGTH OF		OPP. STRENGTH	TEAM	ADJ	CONF.	ADJ CONF.
Average RPI Loss: 126		RECORD	PCT. RANK	GAMES	SCHEDULE		OF SCHEDULE	RPI	RPI	RPI	RPI
DIV. I ONLY		14-31-0	.31111	263	3-7-0		135	124	246	.44636	246
DIV. I NON-CONF.		8-14-0	.36364	221	1-1-0		210	200	263	.43389	263
TOTALS		RPI 1-25	RPI 26-50		W-L RECORDS		RPI 51-100		RPI 101-150		RPI 150+
14-31-0		0-1-0	1-6-0		OVERALL		1-6-0		6-7-0		6-11-0
10-16-0		0-0-0	1-5-0		HOME		0-0-0		4-4-0		5-7-0
3-13-0		0-1-0	0-0-0		AWAY		1-6-0		1-3-0		1-3-0
1-2-0		0-0-0	0-1-0		NEUTRAL		0-0-0		1-0-0		0-1-0
8-14-0		0-1-0	0-1-0		NON-CONFERENCE		0-1-0		4-3-0		4-8-0
7-7-0		0-0-0	0-0-0		HOME		0-0-0		3-2-0		4-5-0
0-5-0		0-1-0	0-0-		AWAY		0-1-0		0-1-0		0-2-0
1-2-0		0-0-0	0-1-0		NEUTRAL		0-0-0		1-0-0		0-1-0
6-17-0		0-0-0	1-5-0		CONFERENCE		1-5-0		2-4-0		2-3-0
3-9-0		0-0-0	1-5-0		HOME		0-0-0		1-2-0		1-2-0
3-8-0		0-0-0	0-0-0		AWAY		1-5-0		1-2-0		1-1-0
0-0-0		0-0-0	0-0-0		NEUTRAL		0-0-0		0-0-0		0-0-0
RPI S	Opponent	Score	RPI S	Opponent	Score	RPI S	Opponent	Score	RPI S	Opponent	Score
16 A	East Carolina	3 10	29 H	Fla. Atlantic	2 1	76 A	Virginia	0 4	110 A	Virginia Tech	5 6
			29 H	Fla. Atlantic	7 12	88 A	Charlotte	3 5	126 N	Saint Louis	8 3
			29 H	Fla. Atlantic	5 10	88 A	Charlotte	3 4	142 H	Richmond	4 2
			34 H	Southern Miss.	2 9	88 A	Charlotte	7 0	144 H	VCU	7 1
			34 H	Southern Miss.	4 9	95 A	Rice	3 4	145 A	FIU	4 3
			34 H	Southern Miss.	0 2	95 A	Rice	0 9	145 A	FIU	7 8
			49 N	Iowa	1 4	95 A	Rice	1 18	145 A	FIU	4 5
									147 H	Kansas St.	5 11
									147 H	Kansas St.	11 8
									147 H	Kansas St.	3 11
									150 H	Middle Tenn.	8 7
									150 H	Middle Tenn.	2 5
									150 H	Middle Tenn.	5 10
									151 H	Rutgers	4 3
									151 H	Rutgers	6 9
									151 H	Rutgers	6 7
									165 A	VMI	6 7
									165 H	VMI	19 4
									185 H	UAB	3 6
									185 H	UAB	12 0
									185 H	UAB	5 7
									199 A	Marshall	8 2
									199 A	Marshall	6 11
									218 A	William & Mary	3 4
									218 H	William & Mary	2 5
									220 H	Quinnipiac	2 5
									220 H	Quinnipiac	11 0
									220 H	Quinnipiac	6 8
									247 N	Oakland	4 5
									292 H	Norfolk St.	9 1
			LAST 10 GAMES								
			144 H	VCU	7 1	34 H	Southern Miss.	4 9			
			199 A	Marshall	8 2	34 H	Southern Miss.	0 2			
			199 A	Marshall	6 11	88 A	Charlotte	7 0			
			165 A	VMI	6 7	88 A	Charlotte	3 5			
			34 H	Southern Miss.	2 9	88 A	Charlotte	3 4			

Non-Div. I Games:

Old Dominion

Average RPI Win: 219		WON-LOST	WINNING	LAST 10	STRENGTH OF		OPP. STRENGTH	TEAM	ADJ		CONF.	ADJ CONF.
Average RPI Loss: 151		RECORD	PCT. RANK	GAMES	SCHEDULE		OF SCHEDULE	RPI	RPI		RPI	RPI
DIV. I ONLY		14-29-0	.32558	257	3-7-0		190	258	247		25	25
DIV. I NON-CONF.		3-17-0	.15	284	0-3-0		86	190	254		26	26
TOTALS		RPI 1-25	RPI 26-50		W-L RECORDS		RPI 51-100		RPI 101-150		RPI 150+	
14-29-0		0-3-0	0-2-0		OVERALL		2-7-0		0-3-0		12-14-0	
6-8-0		0-0-0	0-0-0		HOME		1-2-0		0-0-0		5-6-0	
7-17-0		0-3-0	0-1-0		AWAY		1-3-0		0-3-0		6-7-0	
1-4-0		0-0-0	0-1-0		NEUTRAL		0-2-0		0-0-0		1-1-0	
3-17-0		0-3-0	0-2-0		NON-CONFERENCE		0-3-0		0-3-0		3-6-0	
0-2-0		0-0-0	0-0-0		HOME		0-0-0		0-0-0		0-2-0	
2-11-0		0-3-0	0-0-		AWAY		0-1-0		0-3-0		2-3-0	
1-4-0		0-0-0	0-1-0		NEUTRAL		0-2-0		0-0-0		1-1-0	
11-12-0		0-0-0	0-0-0		CONFERENCE		2-4-0		0-0-0		9-8-0	
6-6-0		0-0-0	0-0-0		HOME		1-2-0		0-0-0		5-4-0	
5-6-0		0-0-0	0-0-0		AWAY		1-2-0		0-0-0		4-4-0	
0-0-0		0-0-0	0-0-0		NEUTRAL		0-0-0		0-0-0		0-0-0	
RPI S	Opponent	Score	RPI S	Opponent	Score	RPI S	Opponent	Score	RPI S	Opponent	Score	
15 A	Kentucky	1 10	45 A	Michigan	3 10	54 A	UNCG	8 13	126 A	Saint Louis	3 9	
15 A	Kentucky	6 15	49 N	Iowa	6 8	86 A	Wright St.	2 8	126 A	Saint Louis	0 8	
15 A	Kentucky	6 17				86 A	Wright St.	6 5	126 A	Saint Louis	4 6	
						86 A	Wright St.	0 3	165 A	VMI	1 11	
						86 H	Wright St.	2 17	165 A	VMI	11 10	
						86 H	Wright St.	6 4	165 A	VMI	8 11	
						86 H	Wright St.	2 14	197 A	Eastern Mich.	4 2	
						97 N	Pittsburgh	3 9	197 H	Eastern Mich.	8 11	
						97 N	Pittsburgh	0 2	210 H	Milwaukee	6 3	
									210 H	Milwaukee	12 7	
									210 H	Milwaukee	6 16	
									227 A	Ill. -Chicago	2 1	
									227 A	Ill. -Chicago	1 8	
									227 A	Ill. -Chicago	3 4	
									235 A	Central Mich.	4 8	
									235 H	Central Mich.	9 24	
									235 N	Central Mich.	3 16	
									246 N	Old Dominion	5 4	
									269 A	Northern Ky.	14 12	
									269 A	Northern Ky.	6 9	
									269 A	Northern Ky.	13 4	
									269 H	Northern Ky.	3 5	
									269 H	Northern Ky.	3 0	
									269 H	Northern Ky.	6 9	
									277 A	Youngstown St.	17 4	
									277 A	Youngstown St.	2 8	
									277 H	Youngstown St.	10 3	
									277 H	Youngstown St.	1 5	
									277 H	Youngstown St.	16 6	
			LAST 10 GAMES									
			197 H	Eastern Mich.	8 11	269 H	Northern Ky.	3 0				
			277 H	Youngstown St.	10 3	269 H	Northern Ky.	3 5				
			277 H	Youngstown St.	1 5	235 N	Central Mich.	3 16				
			277 H	Youngstown St.	16 6	235 A	Central Mich.	4 8				
			269 H	Northern Ky.	6 9	86 H	Wright St.	2 17				

Non-Div. I Games:

Oakl and

Average RPI Win:	224	WON-LOST	WINNING	LAST 10	STRENGTH OF	OPP. STRENGTH	TEAM	ADJ	CONF.	ADJ CONF.	
Average RPI Loss:	151	RECORD	PCT. RANK	GAMES	SCHEDULE	OF SCHEDULE	RPI	RPI	RPI	RPI	
DIV. I ONLY	16-34-1	.32353	260	3-6-1	214	254	248	.44381	248	18	18
DIV. I NON-CONF.	12-14-0	.46154	165	1-1-0	239	283	176	.48829	176	20	20
<hr/>											
TOTALS	RPI 1-25	RPI 26-50		W-L RECORDS		RPI 51-100		RPI 101-150		RPI 150+	
16-34-1	0-0-0	0-0-0		OVERALL		1-10-0		0-6-0		15-18-1	
4-11-1	0-0-0	0-0-0		HOME		0-3-0		0-2-0		4-6-1	
10-22-0	0-0-0	0-0-0		AWAY		1-7-0		0-4-0		9-11-0	
2-1-0	0-0-0	0-0-0		NEUTRAL		0-0-0		0-0-0		2-1-0	
12-14-0	0-0-0	0-0-0		NON-CONFERENCE		1-5-0		0-1-0		11-8-0	
2-0-0	0-0-0	0-0-0		HOME		0-0-0		0-0-0		2-0-0	
8-13-0	0-0-0	0-0-		AWAY		1-5-0		0-1-0		7-7-0	
2-1-0	0-0-0	0-0-0		NEUTRAL		0-0-0		0-0-0		2-1-0	
4-20-1	0-0-0	0-0-0		CONFERENCE		0-5-0		0-5-0		4-10-1	
2-11-1	0-0-0	0-0-0		HOME		0-3-0		0-2-0		2-6-1	
2-9-0	0-0-0	0-0-0		AWAY		0-2-0		0-3-0		2-4-0	
0-0-0	0-0-0	0-0-0		NEUTRAL		0-0-0		0-0-0		0-0-0	
RPI	S	Opponent	Score	RPI	S	Opponent	Score	RPI	S	Opponent	Score
						54 A UNCG	2 5	130 A Navy			9 20
						54 A UNCG	5 13	130 A Navy			9 10
						54 A UNCG	5 14	130 A Navy			0 6
						73 A Davi dson	6 3	130 H Navy			4 10
						73 A Davi dson	1 2	130 H Navy			7 9
						73 A Davi dson	0 4	144 A VCU			6 8
						93 A Army West Point	1 8	151 A Rutgers			2 4
						93 A Army West Point	1 11	165 A VMI			6 11
						93 H Army West Point	1 22	165 A VMI			5 10
						93 H Army West Point	2 13	165 A VMI			1 8
						93 H Army West Point	5 10	168 H Monmouth			11 5
								173 A Hol y Cross			9 7
								173 A Hol y Cross			8 3
								173 H Hol y Cross			4 6
								173 H Hol y Cross			6 7
								173 H Hol y Cross			1 2
								174 N Del aware			9 4
								201 A George Mason			12 13
								201 A George Mason			3 2
								201 A George Mason			3 12
								203 A Lehi gh			2 5
								203 H Lehi gh			2 5
								203 H Lehi gh			1 0
								203 H Lehi gh			8 7
								203 H Lehi gh			1 7
								215 A Bucknel l			1 5
								215 A Bucknel l			1 2
								215 A Bucknel l			5 9
								215 H Bucknel l			3 3
								215 H Bucknel l			1 7
								221 A Saint Joseph' s			9 1
								237 N Penn St.			1 8
								257 A Longwood			10 6
								280 H Vi l l anova			7 6
				LAST 10 GAMES							
						93 A Army West Point	1 8	130 H Navy			7 9
						93 A Army West Point	1 11	130 H Navy			4 10
						173 A Hol y Cross	9 7	215 H Bucknel l			3 3
						173 A Hol y Cross	8 3	215 H Bucknel l			1 7
						168 H Monmouth	11 5	221 A Saint Joseph' s			9 1

Non-Div. I Games:

Lafayette

RPI	S	Opponent	Score	
286	N	Ri der	9	8
290	A	Fai rlei gh Di cki nson	10	2
296	A	UMES	4	12
296	A	UMES	8	0
296	A	UMES	5	3
296	A	UMES	6	2

L
a
f
a
y
e
t
t
e

L
a
f
a
y
e
t
t
e

Lafayette

Average RPI Win:		225	WON-LOST RECORD		WINNING PCT. RANK		LAST 10 GAMES		STRENGTH OF SCHEDULE		OPP. STRENGTH OF SCHEDULE		TEAM RPI		ADJ RPI		CONF. RPI		ADJ CONF. RPI				
DIV. I ONLY			23-26-0		.46939 157		4-3-0		267		245		249		.44358 249		31		31				
DIV. I NON-CONF.			9-19-0		.32143 240		2-1-0		248		250		275		.41664 275		31		31				
TOTALS		RPI 1-25		RPI 26-50				W-L RECORDS				RPI 51-100				RPI 101-150				RPI 150+			
23-26-0		0-2-0		0-0-0				OVERALL				0-2-0				3-6-0				20-16-0			
14-14-0		0-1-0		0-0-0				HOME				0-2-0				1-1-0				13-10-0			
9-12-0		0-1-0		0-0-0				AWAY				0-0-0				2-4-0				7-6-0			
0-0-0		0-0-0		0-0-0				NEUTRAL				0-0-0				0-0-0				0-0-0			
9-19-0		0-2-0		0-0-0				NON-CONFERENCE				0-2-0				3-6-0				6-9-0			
6-13-0		0-1-0		0-0-0				HOME				0-2-0				1-1-0				5-9-0			
3-6-0		0-1-0		0-0-				AWAY				0-0-0				2-5-0				1-0-0			
0-0-0		0-0-0		0-0-0				NEUTRAL				0-0-0				0-0-0				0-0-0			
14-7-0		0-0-0		0-0-0				CONFERENCE				0-0-0				0-0-0				14-7-0			
8-1-0		0-0-0		0-0-0				HOME				0-0-0				0-0-0				8-1-0			
6-6-0		0-0-0		0-0-0				AWAY				0-0-0				0-0-0				6-6-0			
0-0-0		0-0-0		0-0-0				NEUTRAL				0-0-0				0-0-0				0-0-0			
RPI	S	Opponent		Score		RPI	S	Opponent		Score		RPI	S	Opponent		Score		RPI	S	Opponent		Score	
21	A	Jacksonville		1	2							63	H	FGCU		7	15	101	A	Mercer		15	7
21	H	Jacksonville		10	11							63	H	FGCU		12	13	101	A	Mercer		10	11
																		101	H	Mercer		4	13
																		109	A	North Florida		4	13
																		109	A	North Florida		2	10
																		109	A	North Florida		6	8
																		109	H	North Florida		6	5
																		145	A	FIU		2	7
																		145	A	FIU		8	4
																		178	A	Bethune-Cookman		9	5
																		178	A	Bethune-Cookman		6	3
																		178	A	Bethune-Cookman		2	5
																		178	H	Bethune-Cookman		7	1
																		178	H	Bethune-Cookman		4	1
																		178	H	Bethune-Cookman		4	6
																		199	H	Marshall		0	9
																		199	H	Marshall		5	17
																		199	H	Marshall		8	1
																		226	A	Alabama St.		13	10
																		226	H	Alabama St.		4	9
																		226	H	Alabama St.		5	2
																		226	H	Alabama St.		2	8
																		229	A	N. C. Central		1	6
																		229	A	N. C. Central		7	4
																		229	A	N. C. Central		7	5
																		229	H	N. C. Central		3	0
																		229	H	N. C. Central		4	2
																		229	H	N. C. Central		11	3
																		244	A	N. C. A&T		2	3
																		244	A	N. C. A&T		2	10
																		244	A	N. C. A&T		4	13
																		274	H	Brown		0	7
																		274	H	Brown		2	5
																		274	H	Brown		5	0
LAST 10 GAMES						LAST 10 GAMES						LAST 10 GAMES						LAST 10 GAMES					
						244	A	N. C. A&T		2	10	226	H	Alabama St.		5	2	244	A	N. C. A&T		2	3
						229	A	N. C. Central		7	5	226	H	Alabama St.		4	9	244	A	N. C. A&T		2	10
						229	A	N. C. Central		7	4	226	H	Alabama St.		2	8	244	A	N. C. A&T		4	13
						229	A	N. C. Central		1	6	291	H	Savannah St.		8	5	274	H	Brown		0	7
						109	H	North Florida		6	5	291	H	Savannah St.		9	8	274	H	Brown		2	5

Non-Div. I Games:

Florida A&M

**F
l
o
r
i
d
a
A
&
M**

RPI	S	Opponent	Score
274	H	Brown	1 9
287	H	Al corn	5 8
287	H	Al corn	11 3
287	H	Al corn	2 7
287	H	Al corn	21 4
291	A	Savannah St.	6 4
291	A	Savannah St.	15 16
291	A	Savannah St.	13 5
291	H	Savannah St.	9 8
291	H	Savannah St.	5 2
291	H	Savannah St.	8 5

F
l
o
r
i
d
a
A
&
M

Flori da A&M

Average RPI Win: 245		WON-LOST	WINNING	LAST 10	STRENGTH OF		OPP. STRENGTH	TEAM	ADJ	CONF.	ADJ CONF.
Average RPI Loss: 135		RECORD	PCT. RANK	GAMES	SCHEDULE		OF SCHEDULE	RPI	RPI	RPI	RPI
DIV. I ONLY		19-25-0	.43182	200	5-5-0		261	219	250	.44264	250
DIV. I NON-CONF.		10-9-0	.52632	125	1-1-0		293	262	262	.43495	262
TOTALS		RPI 1-25	RPI 26-50		W-L RECORDS		RPI 51-100		RPI 101-150		RPI 150+
19-25-0		0-4-0	0-1-0		OVERALL		1-2-0		0-9-0		18-9-0
13-9-0		0-3-0	0-0-0		HOME		0-0-0		0-2-0		13-4-0
4-16-0		0-1-0	0-1-0		AWAY		1-2-0		0-7-0		3-5-0
2-0-0		0-0-0	0-0-0		NEUTRAL		0-0-0		0-0-0		2-0-0
10-9-0		0-1-0	0-1-0		NON-CONFERENCE		1-2-0		0-2-0		9-3-0
6-3-0		0-0-0	0-0-0		HOME		0-0-0		0-1-0		6-2-0
2-6-0		0-1-0	0-0-		AWAY		1-2-0		0-1-0		1-1-0
2-0-0		0-0-0	0-0-0		NEUTRAL		0-0-0		0-0-0		2-0-0
9-16-0		0-3-0	0-0-0		CONFERENCE		0-0-0		0-7-0		9-6-0
7-6-0		0-3-0	0-0-0		HOME		0-0-0		0-1-0		7-2-0
2-10-0		0-0-0	0-0-0		AWAY		0-0-0		0-6-0		2-4-0
0-0-0		0-0-0	0-0-0		NEUTRAL		0-0-0		0-0-0		0-0-0
RPI S	Opponent	Score	RPI S	Opponent	Score	RPI S	Opponent	Score	RPI S	Opponent	Score
11 A	Ole Miss	6 7	47 A	Missouri St.	4 5	100 A	Kansas	3 5	107 A	Austin Peay	7 8
23 H	Tennessee Tech	2 9				100 A	Kansas	1 4	107 A	Austin Peay	2 10
23 H	Tennessee Tech	7 23				100 A	Kansas	10 5	107 A	Austin Peay	7 19
23 H	Tennessee Tech	5 15							107 H	Austin Peay	11 14
									108 A	Jacksonville St.	3 21
									108 A	Jacksonville St.	3 5
									108 A	Jacksonville St.	4 13
									138 A	Southern Ill.	9 11
									138 H	Southern Ill.	5 23
									170 A	Eastern Ky.	7 6
									170 A	Eastern Ky.	5 7
									170 A	Eastern Ky.	11 10
									184 H	Memphis	6 10
									204 H	SIUE	9 8
									204 H	SIUE	7 10
									204 H	SIUE	6 5
									208 A	Southeast Mo. St.	4 7
									208 A	Southeast Mo. St.	5 7
									208 A	Southeast Mo. St.	6 8
									242 H	Eastern Ill.	13 7
									242 H	Eastern Ill.	7 4
									242 H	Eastern Ill.	5 0
									266 H	Belmont	10 13
									266 H	Belmont	9 5
									266 H	Belmont	5 4
									270 A	Evansville	8 3
									270 H	Evansville	11 9
									283 H	Western Ill.	4 3
									283 N	Western Ill.	11 5
									283 N	Western Ill.	5 4
									285 A	Alabama A&M	1 4
									285 H	Alabama A&M	13 5
									293 H	Fort Wayne	16 4
									293 H	Fort Wayne	13 2

Non-Div. I Games: Kentucky St.

10 6

Brescia

10 0

Harris-Stowe

8 5

Murray St.

RPI	S	Opponent	Score	
293	H	Fort Wayne	15	4
293	H	Fort Wayne	5	7

Murray St.

M
u
r
r
a
y
S
t
.

M
u
r
r
a
y
S
t
.

SFA

Average RPI Win:		203	WON-LOST RECORD		WINNING PCT. RANK		LAST 10 GAMES		STRENGTH OF SCHEDULE		OPP. STRENGTH OF SCHEDULE		TEAM RPI		ADJ RPI		CONF. RPI		ADJ CONF. RPI				
DIV. I ONLY			15-31-0		.32609 253		2-8-0		182		225		251		.44213 251		17		17				
DIV. I NON-CONF.			8-14-0		.36364 221		0-1-0		267		265		267		.42858 267		18		18				
TOTALS		RPI 1-25		RPI 26-50		W-L RECORDS		RPI 51-100		RPI 101-150		RPI 150+											
15-31-0		0-1-0		0-0-0		OVERALL		2-6-0		1-8-0		12-16-0											
9-12-0		0-0-0		0-0-0		HOME		0-0-0		0-3-0		9-9-0											
6-17-0		0-1-0		0-0-0		AWAY		2-6-0		1-5-0		3-5-0											
0-2-0		0-0-0		0-0-0		NEUTRAL		0-0-0		0-0-0		0-2-0											
8-14-0		0-1-0		0-0-0		NON-CONFERENCE		1-1-0		0-3-0		7-9-0											
7-2-0		0-0-0		0-0-0		HOME		0-0-0		0-0-0		7-2-0											
1-10-0		0-1-0		0-0-		AWAY		1-1-0		0-3-0		0-5-0											
0-2-0		0-0-0		0-0-0		NEUTRAL		0-0-0		0-0-0		0-2-0											
7-17-0		0-0-0		0-0-0		CONFERENCE		1-5-0		1-5-0		5-7-0											
2-10-0		0-0-0		0-0-0		HOME		0-0-0		0-3-0		2-7-0											
5-7-0		0-0-0		0-0-0		AWAY		1-5-0		1-2-0		3-0-0											
0-0-0		0-0-0		0-0-0		NEUTRAL		0-0-0		0-0-0		0-0-0											
RPI	S	Opponent		Score		RPI	S	Opponent		Score		RPI	S	Opponent		Score							
13	A	Texas A&M		4	11																		
								58 A Sam Houston St.		2	1	129	A	Northwestern St.		2	3						
								58 A Sam Houston St.		2	5	129	A	Northwestern St.		6	5						
								58 A Sam Houston St.		7	8	129	A	Northwestern St.		2	16						
								66 A TCU		5	15	140	A	Texas St.		6	7						
								98 A Southeastern La.		3	7	140	A	Texas St.		3	6						
								98 A Southeastern La.		1	2	140	A	Texas St.		0	13						
								98 A Southeastern La.		2	11	146	H	McNeese		1	5						
								99 A UTSA		5	1	146	H	McNeese		5	7						
												146	H	McNeese		3	12						
												153	A	UT Arlington		5	6						
												153	A	UT Arlington		9	10						
												153	H	UT Arlington		7	4						
												187	H	A&M-Corpus Christi		2	9						
												187	H	A&M-Corpus Christi		4	6						
												187	H	A&M-Corpus Christi		11	10						
												188	H	La. -Monroe		7	9						
												188	H	La. -Monroe		10	7						
												188	H	La. -Monroe		13	11						
												194	H	Incarnate Word		7	10						
												194	H	Incarnate Word		3	7						
												194	H	Incarnate Word		1	8						
												200	H	Nicholls St.		10	22						
												200	H	Nicholls St.		4	1						
												200	H	Nicholls St.		9	13						
												235	N	Central Mich.		8	10						
												235	N	Central Mich.		3	5						
												238	H	Texas Southern		9	4						
												238	H	Texas Southern		5	4						
												241	A	UTRGV		5	11						
												241	A	UTRGV		4	6						
												267	A	Abilene Christian		13	6						
												267	A	Abilene Christian		11	7						
												267	A	Abilene Christian		16	3						
												271	H	Ark. -Pine Bluff		6	11						
LAST 10 GAMES						LAST 10 GAMES						LAST 10 GAMES											
200 H Nicholls St.						9	13	98 A Southeastern La.						2	11	238 H Texas Southern						9	4
200 H Nicholls St.						10	22	66 A TCU						5	15	241 A UTRGV						5	11
200 H Nicholls St.						4	1	187 H A&M-Corpus Christi						11	10	241 A UTRGV						4	6
98 A Southeastern La.						3	7	187 H A&M-Corpus Christi						2	9	267 A Abilene Christian						13	6
98 A Southeastern La.						1	2	187 H A&M-Corpus Christi						4	6	267 A Abilene Christian						11	7
																267 A Abilene Christian						16	3
																271 H Ark. -Pine Bluff						6	11

Non-Div. I Games:

SFA

RPI	S	Opponent	Score	
278	H	Grambling	14	3
294	A	Prairie View	2	8
294	H	Prairie View	13	6

SFA

Average RPI Win: 236		WON-LOST	WINNING	LAST 10	STRENGTH OF		OPP. STRENGTH	TEAM	ADJ		CONF.	ADJ CONF.
Average RPI Loss: 166		RECORD	PCT. RANK	GAMES	SCHEDULE		OF SCHEDULE	RPI	RPI		RPI	RPI
DIV. I ONLY		14-31-0	.31111	263	4-6-0		250	259	252		26	26
DIV. I NON-CONF.		5-19-0	.20833	272	0-3-0		240	201	271		28	28
TOTALS		RPI 1-25	RPI 26-50		W-L RECORDS		RPI 51-100		RPI 101-150		RPI 150+	
14-31-0		0-1-0	0-0-0		OVERALL		3-11-0		0-1-0		11-18-0	
1-4-0		0-0-0	0-0-0		HOME		0-3-0		0-0-0		1-1-0	
11-24-0		0-1-0	0-0-0		AWAY		2-8-0		0-1-0		9-14-0	
2-3-0		0-0-0	0-0-0		NEUTRAL		1-0-0		0-0-0		1-3-0	
5-19-0		0-1-0	0-0-0		NON-CONFERENCE		2-5-0		0-1-0		3-12-0	
0-0-0		0-0-0	0-0-0		HOME		0-0-0		0-0-0		0-0-0	
3-16-0		0-1-0	0-0-		AWAY		1-5-0		0-1-0		2-9-0	
2-3-0		0-0-0	0-0-0		NEUTRAL		1-0-0		0-0-0		1-3-0	
9-12-0		0-0-0	0-0-0		CONFERENCE		1-6-0		0-0-0		8-6-0	
1-4-0		0-0-0	0-0-0		HOME		0-3-0		0-0-0		1-1-0	
8-8-0		0-0-0	0-0-0		AWAY		1-3-0		0-0-0		7-5-0	
0-0-0		0-0-0	0-0-0		NEUTRAL		0-0-0		0-0-0		0-0-0	
RPI S	Opponent	Score	RPI S	Opponent	Score	RPI S	Opponent	Score	RPI S	Opponent	Score	
18 A	UConn	2 13				52 A	LSU	0 7	143 A	Yale	2 5	
						74 H	Wagner	3 14	168 A	Monmouth	2 3	
						74 H	Wagner	7 14	181 A	Stony Brook	7 17	
						74 H	Wagner	4 9	181 N	Stony Brook	6 7	
						82 A	Rhode Island	3 5	190 A	Hartford	10 12	
						85 A	Kennesaw St.	2 3	200 A	Nicholls St.	6 21	
						85 A	Kennesaw St.	6 7	200 A	Nicholls St.	0 10	
						85 A	Kennesaw St.	4 2	202 N	Toledo	2 7	
						91 A	Bryant	9 6	214 A	Fairfield	3 6	
						91 A	Bryant	4 5	214 A	Fairfield	4 11	
						91 A	Bryant	3 4	221 A	Saint Joseph's	1 13	
						91 A	Bryant	6 15	236 N	Maine	9 8	
						93 A	Army West Point	3 12	245 N	Lona	5 6	
						98 N	Southeastern La.	5 3	263 A	Mt. St. Mary's	5 6	
									263 A	Mt. St. Mary's	0 7	
									263 A	Mt. St. Mary's	0 7	
									263 A	Mt. St. Mary's	5 8	
									263 H	Mt. St. Mary's	11 5	
									263 H	Mt. St. Mary's	6 7	
									268 A	Central Conn. St.	20 9	
									268 A	Central Conn. St.	9 5	
									268 A	Central Conn. St.	4 7	
									268 A	Central Conn. St.	6 4	
									280 A	Villanova	3 2	
									281 A	La Salle	0 2	
									290 A	Fairleigh Dickinson	10 8	
									290 A	Fairleigh Dickinson	15 5	
									290 A	Fairleigh Dickinson	3 2	
									290 A	Fairleigh Dickinson	7 3	
									292 A	Norfolk St.	9 4	
LAST 10 GAMES			LAST 10 GAMES			181 A	Stony Brook	7 17				
18 A	UConn	2 13	290 A	Fairleigh Dickinson	7 3	93 A	Army West Point	3 12				
290 A	Fairleigh Dickinson	15 5	263 A	Mt. St. Mary's	5 8	263 A	Mt. St. Mary's	5 6				
290 A	Fairleigh Dickinson	3 2	263 A	Mt. St. Mary's	0 7							
290 A	Fairleigh Dickinson	10 8										

Non-Div. I Games:

Sacred Heart

Average RPI Win:		185	WON-LOST RECORD		WINNING PCT. RANK	LAST 10 GAMES	STRENGTH OF SCHEDULE		OPP. STRENGTH OF SCHEDULE	TEAM RPI	ADJ RPI	CONF. RPI	ADJ CONF. RPI		
Average RPI Loss:		129	17-29-0		.36957	235	3-7-0		210	125	253	.44163	253	16	16
DIV. I ONLY			11-17-0		.39286	208	0-1-0		223	127	255	.44005	254	16	16
DIV. I NON-CONF.															
TOTALS		RPI 1-25	RPI 26-50		W-L RECORDS		RPI 51-100		RPI 101-150		RPI 150+				
17-29-0		2-2-0	1-2-0		OVERALL		0-9-0		3-5-0		11-11-0				
12-19-0		2-2-0	0-2-0		HOME		0-4-0		1-4-0		9-7-0				
5-10-0		0-0-0	1-0-0		AWAY		0-5-0		2-1-0		2-4-0				
0-0-0		0-0-0	0-0-0		NEUTRAL		0-0-0		0-0-0		0-0-0				
11-17-0		2-2-0	1-2-0		NON-CONFERENCE		0-6-0		1-1-0		7-6-0				
9-13-0		2-2-0	0-2-0		HOME		0-4-0		1-1-0		6-4-0				
2-4-0		0-0-0	1-0-		AWAY		0-2-0		0-0-0		1-2-0				
0-0-0		0-0-0	0-0-0		NEUTRAL		0-0-0		0-0-0		0-0-0				
6-12-0		0-0-0	0-0-0		CONFERENCE		0-3-0		2-4-0		4-5-0				
3-6-0		0-0-0	0-0-0		HOME		0-0-0		0-3-0		3-3-0				
3-6-0		0-0-0	0-0-0		AWAY		0-3-0		2-1-0		1-2-0				
0-0-0		0-0-0	0-0-0		NEUTRAL		0-0-0		0-0-0		0-0-0				
RPI	S	Opponent	Score	RPI	S	Opponent	Score	RPI	S	Opponent	Score	RPI	S	Opponent	Score
4	H	Georgia	4 9	37	H	Louisville	3 8	65	H	Indiana St.	2 5	105	H	Samford	2 15
18	H	UConn	3 17	39	A	South Carolina	4 3	65	H	Indiana St.	3 10	105	H	Samford	0 7
18	H	UConn	4 2	39	H	South Carolina	1 12	65	H	Indiana St.	3 7	105	H	Samford	4 9
18	H	UConn	4 2					72	A	Ga. Southern	7 12	134	A	ETSU	13 6
								72	H	Ga. Southern	3 9	134	A	ETSU	5 11
								75	A	Col. of Charleston	6 10	134	A	ETSU	6 5
								96	A	Wofford	1 5	142	H	Richmond	3 13
								96	A	Wofford	5 8	142	H	Richmond	5 2
								96	A	Wofford	5 6	154	H	Furman	5 11
												154	H	Furman	1 6
												154	H	Furman	6 1
												165	A	VMI	3 12
												165	A	VMI	4 12
												165	A	VMI	5 0
												196	A	Winthrop	1 8
												196	H	Winthrop	6 12
												201	H	George Mason	3 0
												260	H	Western Caro.	5 1
												260	H	Western Caro.	9 3
												260	H	Western Caro.	5 8
												262	A	Charleston So.	6 7
												262	A	Charleston So.	8 1
												262	H	Charleston So.	3 6
												262	H	Charleston So.	6 2
												265	H	Towson	0 6
												265	H	Towson	11 3
												265	H	Towson	4 3
												281	H	La Salle	8 7
												281	H	La Salle	7 6
												281	H	La Salle	4 6
				LAST 10 GAMES											
				75	A	Col. of Charleston	6 10	154	H	Furman	6 1				
				134	A	ETSU	5 11	154	H	Furman	5 11				
				134	A	ETSU	13 6	96	A	Wofford	5 6				
				134	A	ETSU	6 5	96	A	Wofford	5 8				
				154	H	Furman	1 6	96	A	Wofford	1 5				

Non-Div. I Games:

The Citadel

Average RPI Win:		177	WON-LOST		WINNING		LAST 10		STRENGTH OF		OPP. STRENGTH		TEAM	ADJ		CONF.	ADJ CONF.
Average RPI Loss:		153	RECORD		PCT. RANK		GAMES		SCHEDULE		OF SCHEDULE		RPI	RPI		RPI	RPI
DIV. I ONLY			12-32-0		.27273	275	3-7-0		168		162		254	.44025	254	24	24
DIV. I NON-CONF.			5-18-0		.21739	267	1-2-0		75		93		237	.45457	237	21	21
TOTALS		RPI 1-25		RPI 26-50		W-L RECORDS		RPI 51-100		RPI 101-150		RPI 150+					
12-32-0		0-6-0		0-0-0		OVERALL		2-0-0		2-8-0		8-18-0					
7-10-0		0-0-0		0-0-0		HOME		1-0-0		1-2-0		5-8-0					
5-22-0		0-6-0		0-0-0		AWAY		1-0-0		1-6-0		3-10-0					
0-0-0		0-0-0		0-0-0		NEUTRAL		0-0-0		0-0-0		0-0-0					
5-18-0		0-6-0		0-0-0		NON-CONFERENCE		2-0-0		0-4-0		3-8-0					
3-5-0		0-0-0		0-0-0		HOME		1-0-0		0-0-0		2-5-0					
2-13-0		0-6-0		0-0-		AWAY		1-0-0		0-4-0		1-3-0					
0-0-0		0-0-0		0-0-0		NEUTRAL		0-0-0		0-0-0		0-0-0					
7-14-0		0-0-0		0-0-0		CONFERENCE		0-0-0		2-4-0		5-10-0					
4-5-0		0-0-0		0-0-0		HOME		0-0-0		1-2-0		3-3-0					
3-9-0		0-0-0		0-0-0		AWAY		0-0-0		1-2-0		2-7-0					
0-0-0		0-0-0		0-0-0		NEUTRAL		0-0-0		0-0-0		0-0-0					
RPI	S	Opponent		Score		RPI	S	Opponent		Score		RPI	S	Opponent		Score	
3	A	North Carolina		5	11							96	A	Wofford		10	4
10	A	Florida St.		3	4							96	H	Wofford		5	3
10	A	Florida St.		2	9							101	A	Mercer		2	9
10	A	Florida St.		2	4							101	A	Mercer		4	5
17	A	NC State		2	6							101	A	Mercer		4	15
17	A	NC State		11	15							124	A	Liberty		8	19
												124	A	Liberty		1	8
												124	A	Liberty		7	4
												128	H	Campbel l		1	10
												128	H	Campbel l		20	7
												128	H	Campbel l		5	9
												134	A	ETSU		4	12
												152	H	Gardner-Webb		3	1
												152	H	Gardner-Webb		12	10
												152	H	Gardner-Webb		2	5
												157	H	Boston College		0	8
												175	A	Lipscomb		2	3
												175	A	Lipscomb		2	4
												175	A	Lipscomb		6	3
												192	H	Manhattan		2	16
												192	H	Manhattan		9	3
												192	H	Manhattan		3	8
												196	A	Winthrop		0	3
												196	A	Winthrop		1	2
												196	A	Winthrop		3	4
												229	H	N. C. Central		3	6
												233	A	USC Upstate		5	9
												233	H	USC Upstate		3	10
												234	A	Radford		8	2
												234	A	Radford		5	4
												234	A	Radford		5	12
												257	A	Longwood		0	5
												257	A	Longwood		12	15
												257	A	Longwood		0	3
												260	H	Western Caro.		8	4
												276	H	Presbyteri an		7	5
LAST 10 GAMES																	
												</					

Non-Div. I Games:

UNC Asheville

RPI	S	Opponent	Score
276	H	Presbyteria n	2 13
276	H	Presbyteria n	7 12

UNC Asheville

U
N
C
A
s
h
e
v
i
l
l
e

U
N
C
A
s
h
e
v
i
l
l
e

Average RPI Win: 242		WON-LOST RECORD		WINNING PCT. RANK		LAST 10 GAMES		STRENGTH OF SCHEDULE		OPP. STRENGTH OF SCHEDULE		TEAM RPI		ADJ RPI		CONF. RPI		ADJ CONF. RPI	
DIV. I ONLY		18-24-0		.42857 204		6-4-0		290		255		255		.43966 255		28		28	
DIV. I NON-CONF.		8-13-0		.38095 215		0-1-0		290		231		265		.43132 265		27		27	
TOTALS		RPI 1-25		RPI 26-50		W-L RECORDS		RPI 51-100		RPI 101-150		RPI 150+							
18-24-0		0-0-0		0-1-0		OVERALL		0-2-0		0-3-0		18-18-0							
6-4-0		0-0-0		0-0-0		HOME		0-0-0		0-0-0		6-4-0							
12-17-0		0-0-0		0-1-0		AWAY		0-0-0		0-3-0		12-13-0							
0-3-0		0-0-0		0-0-0		NEUTRAL		0-2-0		0-0-0		0-1-0							
8-13-0		0-0-0		0-1-0		NON-CONFERENCE		0-2-0		0-0-0		8-10-0							
2-0-0		0-0-0		0-0-0		HOME		0-0-0		0-0-0		2-0-0							
6-10-0		0-0-0		0-0-		AWAY		0-0-0		0-0-0		6-9-0							
0-3-0		0-0-0		0-0-0		NEUTRAL		0-2-0		0-0-0		0-1-0							
10-11-0		0-0-0		0-0-0		CONFERENCE		0-0-0		0-3-0		10-8-0							
4-4-0		0-0-0		0-0-0		HOME		0-0-0		0-0-0		4-4-0							
6-7-0		0-0-0		0-0-0		AWAY		0-0-0		0-3-0		6-4-0							
0-0-0		0-0-0		0-0-0		NEUTRAL		0-0-0		0-0-0		0-0-0							
RPI	S	Opponent	Score	RPI	S	Opponent	Score	RPI	S	Opponent	Score	RPI	S	Opponent	Score				
				46	A	West Virginia	6 9	91	N	Bryant	7 11	106	A	Marist	7 9				
								93	N	Army West Point	5 9	106	A	Marist	9 13				
												106	A	Marist	7 9				
												157	N	Boston College	3 11				
												168	H	Monmouth	7 8				
												168	H	Monmouth	1 6				
												168	H	Monmouth	5 8				
												189	A	Canisius	10 17				
												189	H	Canisius	9 5				
												189	H	Canisius	3 2				
												199	A	Marshall	2 6				
												199	A	Marshall	4 5				
												199	A	Marshall	7 4				
												199	A	Marshall	1 11				
												214	A	Fairfield	5 6				
												214	A	Fairfield	13 8				
												214	A	Fairfield	6 5				
												216	A	Michigan St.	12 10				
												216	A	Michigan St.	1 10				
												216	A	Michigan St.	3 2				
												216	A	Michigan St.	1 5				
												220	A	Quinnipiac	1 8				
												220	A	Quinnipiac	10 6				
												220	A	Quinnipiac	3 6				
												225	A	Cornell	5 17				
												225	A	Cornell	7 4				
												245	H	Iona	2 10				
												245	H	Iona	3 2				
												245	H	Iona	9 6				
												257	A	Longwood	15 2				
												257	A	Longwood	7 8				
												257	A	Longwood	4 5				
												277	A	Youngstown St.	5 11				
												277	A	Youngstown St.	5 11				
												282	A	St. Bonaventure	11 9				
LAST 10 GAMES																			
				220	A	Quinnipiac	1 8	295	A	Saint Peter's	8 5	245	H	Iona	3 2				
				220	A	Quinnipiac	10 6	295	A	Saint Peter's	9 1	245	H	Iona	9 6				
				220	A	Quinnipiac	3 6	295	A	Saint Peter's	18 5	257	A	Longwood	15 2				
				189	H	Canisius	9 5	189	A	Canisius	10 17	257	A	Longwood	7 8				
				189	H	Canisius	3 2	277	A	Youngstown St.	5 11	257	A	Longwood	4 5				
												277	A	Youngstown St.	5 11				
												282	A	St. Bonaventure	11 9				

Non-Div. I Games:

Niagara

RPI	S	Opponent	Score	
282	H	St. Bonaventure	9	3
282	H	St. Bonaventure	10	1
295	A	Saint Peter's	18	5
295	A	Saint Peter's	9	1
295	A	Saint Peter's	8	5

Niagara

N
i
a
g
a
r
a

N
i
a
g
a
r
a

[illegible]

Non-Div. I Games:

Dartmouth

Average RPI Win:		215	WON-LOST RECORD		WINNING PCT. RANK		LAST 10 GAMES		STRENGTH OF SCHEDULE		OPP. STRENGTH OF SCHEDULE		TEAM RPI		ADJ RPI		CONF. RPI		ADJ CONF. RPI		
DIV. I ONLY			15-31-0		.32609 253		2-8-0		181		241		257		.43893 257		24		24		
DIV. I NON-CONF.			8-17-0		.32 241		1-4-0		110		275		233		.45918 232		21		21		
TOTALS		RPI 1-25		RPI 26-50		W-L RECORDS		RPI 51-100		RPI 101-150		RPI 150+									
15-31-0		0-4-0		0-0-0		OVERALL		0-1-0		3-10-0		12-16-0									
10-13-0		0-0-0		0-0-0		HOME		0-0-0		1-5-0		9-8-0									
5-18-0		0-4-0		0-0-0		AWAY		0-1-0		2-5-0		3-8-0									
0-0-0		0-0-0		0-0-0		NEUTRAL		0-0-0		0-0-0		0-0-0									
8-17-0		0-4-0		0-0-0		NON-CONFERENCE		0-1-0		1-3-0		7-9-0									
5-6-0		0-0-0		0-0-0		HOME		0-0-0		0-0-0		5-6-0									
3-11-0		0-4-0		0-0-		AWAY		0-1-0		1-3-0		2-3-0									
0-0-0		0-0-0		0-0-0		NEUTRAL		0-0-0		0-0-0		0-0-0									
7-14-0		0-0-0		0-0-0		CONFERENCE		0-0-0		2-7-0		5-7-0									
5-7-0		0-0-0		0-0-0		HOME		0-0-0		1-5-0		4-2-0									
2-7-0		0-0-0		0-0-0		AWAY		0-0-0		1-2-0		1-5-0									
0-0-0		0-0-0		0-0-0		NEUTRAL		0-0-0		0-0-0		0-0-0									
RPI	S	Opponent		Score		RPI	S	Opponent		Score		RPI	S	Opponent		Score					
6	A	Auburn		0	6					76	A	Virginia		0	6	119	H	High Point		2	10
6	A	Auburn		1	25					119	H	High Point		2	8						
6	A	Auburn		0	3					119	H	High Point		5	4						
19	A	Duke		3	9					124	A	Liberty		4	5						
										124	A	Liberty		8	6						
										124	A	Liberty		6	9						
										128	H	Campbel l		2	7						
										128	H	Campbel l		1	15						
										128	H	Campbel l		4	8						
										130	A	Navy		1	7						
										130	A	Navy		1	2						
										130	A	Navy		10	2						
										144	A	VCU		2	12						
										162	H	James Madi son		5	10						
										165	A	VMI		11	9						
										165	H	VMI		6	12						
										196	A	Winthrop		0	8						
										196	A	Winthrop		7	15						
										196	A	Winthrop		3	4						
										201	H	George Mason		13	10						
						229	H	N. C. Central		4	12										
						233	A	USC Upstate		2	14										
						233	A	USC Upstate		3	1										
						233	A	USC Upstate		0	2										
						234	H	Radford		4	5										
						234	H	Radford		4	3										
						234	H	Radford		4	18										
						245	H	Iona		6	7										
						245	H	Iona		11	2										
						245	H	Iona		3	1										
						248	H	Lafayette		6	10										
						254	H	UNC Asheville		15	12										
						254	H	UNC Asheville		3	0										
						254	H	UNC Asheville		5	0										
LAST 10 GAMES						LAST 10 GAMES						LAST 10 GAMES									
						130	A	Navy		1	7	124	A	Liberty		8	6				
						130	A	Navy		1	2	124	A	Liberty		6	9				
						130	A	Navy		10	2	144	A	VCU		2	12				
						292	A	Norfol k St.		2	9	128	H	Campbel l		2	7				
						124	A	Li berty		4	5	128	H	Campbel l		1	15				

Non-Div. I Games:

Longwood

RPI	S	Opponent	Score	
255	H	Niagara	2	15
255	H	Niagara	8	7
255	H	Niagara	5	4
262	A	Charleston So.	5	9
262	A	Charleston So.	7	5
262	A	Charleston So.	0	6
292	A	Norfolk St.	2	9

Longwood

L
o
n
g
w
o
o
d

L
o
n
g
w
o
o
d

[illegible]

Non-Div. I Games:

Chi cago St.

Average RPI Win:		204	WON-LOST RECORD		WINNING PCT. RANK		LAST 10 GAMES		STRENGTH OF SCHEDULE		OPP. STRENGTH OF SCHEDULE		TEAM RPI		ADJ RPI		CONF. RPI		ADJ CONF. RPI		
DIV. I ONLY			14-23-0		.37838 232		4-6-0		256		210		260		.43773 259		20		20		
DIV. I NON-CONF.			9-10-0		.47368 159		2-2-0		232		235		209		.47611 208		22		22		
TOTALS		RPI 1-25		RPI 26-50		W-L RECORDS		RPI 51-100		RPI 101-150		RPI 150+									
14-23-0		0-0-0		0-1-0		OVERALL		2-7-0		1-5-0		11-10-0									
3-9-0		0-0-0		0-0-0		HOME		1-2-0		0-0-0		2-7-0									
5-9-0		0-0-0		0-1-0		AWAY		0-0-0		1-5-0		4-3-0									
6-5-0		0-0-0		0-0-0		NEUTRAL		1-5-0		0-0-0		5-0-0									
9-10-0		0-0-0		0-1-0		NON-CONFERENCE		1-5-0		0-0-0		8-4-0									
0-3-0		0-0-0		0-0-0		HOME		0-0-0		0-0-0		0-3-0									
3-2-0		0-0-0		0-0-		AWAY		0-0-0		0-0-0		3-1-0									
6-5-0		0-0-0		0-0-0		NEUTRAL		1-5-0		0-0-0		5-0-0									
5-13-0		0-0-0		0-0-0		CONFERENCE		1-2-0		1-5-0		3-6-0									
3-6-0		0-0-0		0-0-0		HOME		1-2-0		0-0-0		2-4-0									
2-7-0		0-0-0		0-0-0		AWAY		0-0-0		1-5-0		1-2-0									
0-0-0		0-0-0		0-0-0		NEUTRAL		0-0-0		0-0-0		0-0-0									
RPI	S	Opponent		Score		RPI	S	Opponent		Score		RPI	S	Opponent		Score					
				26	A	Northeastern		8	10	68	N	Bradley		3	6	126	A	Saint Louis		7	11
										68	N	Bradley		6	2	126	A	Saint Louis		1	6
										82	H	Rhode Island		1	3	126	A	Saint Louis		2	6
										82	H	Rhode Island		4	3	142	A	Richmond		2	1
										82	H	Rhode Island		3	6	142	A	Richmond		1	7
										91	N	Bryant		2	8	142	A	Richmond		5	17
										97	N	Pittsburgh		5	10	157	A	Boston College		2	9
										97	N	Pittsburgh		0	9	164	H	UMass Lowell		1	4
										97	N	Pittsburgh		2	3	181	A	Stony Brook		4	3
																190	A	Hartford		11	4
																201	A	George Mason		1	0
																201	A	George Mason		1	2
																201	A	George Mason		2	11
																215	N	Bucknell		12	11
																215	N	Bucknell		9	8
																215	N	Bucknell		10	9
																219	A	Albany (NY)		8	7
																223	H	Siena		1	5
																236	H	Maine		5	24
																268	N	Central Conn. St.		4	2
																281	H	La Salle		4	5
																281	H	La Salle		3	4
																281	H	La Salle		3	2
																282	H	St. Bonaventure		5	7
																282	H	St. Bonaventure		5	6
																282	H	St. Bonaventure		5	3
																295	N	Saint Peter's		13	5
LAST 10 GAMES																					
				91	N	Bryant		2	8	201	A	George Mason		1	0						
				181	A	Stony Brook		4	3	201	A	George Mason		1	2						
				236	H	Maine		5	24	281	H	La Salle		3	4						
				190	A	Hartford		11	4	281	H	La Salle		4	5						
				201	A	George Mason		2	11	281	H	La Salle		3	2						

Non-Div. I Games:

Massachusetts

Average RPI Win: 145		WON-LOST RECORD		WINNING PCT. RANK		LAST 10 GAMES		STRENGTH OF SCHEDULE		OPP. STRENGTH OF SCHEDULE		TEAM RPI		ADJ RPI		CONF. RPI		ADJ CONF. RPI	
DIV. I ONLY		6-39-0		.13333 296		3-7-0		37		182		261		.43766 260		16		16	
DIV. I NON-CONF.		2-22-0		.08333 290		0-1-0		19		163		269		.42836 269		16		16	
TOTALS		RPI 1-25		RPI 26-50		W-L RECORDS		RPI 51-100		RPI 101-150		RPI 150+							
6-39-0		0-5-0		0-3-0		OVERALL		1-10-0		2-8-0		3-13-0							
3-20-0		0-1-0		0-0-0		HOME		1-6-0		2-8-0		0-5-0							
3-19-0		0-4-0		0-3-0		AWAY		0-4-0		0-0-0		3-8-0							
0-0-0		0-0-0		0-0-0		NEUTRAL		0-0-0		0-0-0		0-0-0							
2-22-0		0-5-0		0-3-0		NON-CONFERENCE		1-4-0		1-3-0		0-7-0							
2-12-0		0-1-0		0-0-0		HOME		1-3-0		1-3-0		0-5-0							
0-10-0		0-4-0		0-0-		AWAY		0-1-0		0-0-0		0-2-0							
0-0-0		0-0-0		0-0-0		NEUTRAL		0-0-0		0-0-0		0-0-0							
4-17-0		0-0-0		0-0-0		CONFERENCE		0-6-0		1-5-0		3-6-0							
1-8-0		0-0-0		0-0-0		HOME		0-3-0		1-5-0		0-0-0							
3-9-0		0-0-0		0-0-0		AWAY		0-3-0		0-0-0		3-6-0							
0-0-0		0-0-0		0-0-0		NEUTRAL		0-0-0		0-0-0		0-0-0							
RPI	S	Opponent	Score	RPI	S	Opponent	Score	RPI	S	Opponent	Score	RPI	S	Opponent	Score				
3	A	North Carolina	2 8	37	A	Louisville	4 16	54	H	UNCG	3 5	101	H	Mercer	8 4				
15	H	Kentucky	5 7	37	A	Louisville	2 3	54	H	UNCG	3 9	101	H	Mercer	1 4				
16	A	East Carolina	2 8	37	A	Louisville	7 8	54	H	UNCG	2 3	101	H	Mercer	0 12				
16	A	East Carolina	3 8					64	A	Tennessee	0 5	134	H	ETSU	4 11				
16	A	East Carolina	3 9					64	H	Tennessee	3 17	134	H	ETSU	12 14				
								69	H	Kent St.	4 6	134	H	ETSU	8 11				
								69	H	Kent St.	9 2	141	H	Morehead St.	6 2				
								69	H	Kent St.	4 7	149	H	Ball St.	8 20				
								96	A	Wofford	2 3	149	H	Ball St.	4 7				
								96	A	Wofford	3 5	149	H	Ball St.	8 9				
								96	A	Wofford	5 6	154	A	Furman	2 1				
												154	A	Furman	5 2				
												154	A	Furman	4 13				
												165	A	VMI	7 11				
												165	A	VMI	9 12				
												165	A	VMI	4 5				
												176	A	Appalachian St.	2 4				
												176	H	Appalachian St.	3 13				
												189	H	Canisius	11 12				
												189	H	Canisius	0 9				
												189	H	Canisius	4 15				
												199	H	Marshall	8 12				
												253	A	The Citadel	3 9				
												253	A	The Citadel	8 5				
												253	A	The Citadel	1 5				
												254	A	UNC Asheville	4 8				
				LAST 10 GAMES															
				154	A	Furman	5 2	134	H	ETSU	4 11								
				154	A	Furman	2 1	3	A	North Carolina	2 8								
				154	A	Furman	4 13	101	H	Mercer	0 12								
				134	H	ETSU	8 11	101	H	Mercer	1 4								
				134	H	ETSU	12 14	101	H	Mercer	8 4								

Non-Div. I Games:

Western Caro.

[illegible]

Non-Div. I Games: Christian Bros.

10 4 Union (TN)

11 5

Union (TN)

11 15

UT Martin

Average RPI Win:		202	WON-LOST RECORD		WINNING PCT. RANK		LAST 10 GAMES		STRENGTH OF SCHEDULE		OPP. STRENGTH OF SCHEDULE		TEAM RPI		ADJ RPI		CONF. RPI		ADJ CONF. RPI				
Average RPI Loss:		149																					
DIV. I ONLY			15-31-0		.32609 253		4-6-0		215		168		262		.43669 262		24		24				
DIV. I NON-CONF.			9-16-0		.36 223		1-1-0		172		123		228		.46468 228		21		21				
TOTALS		RPI 1-25		RPI 26-50		W-L RECORDS		RPI 51-100		RPI 101-150		RPI 150+											
15-31-0		1-2-0		1-2-0		OVERALL		1-4-0		0-9-0		12-14-0											
8-17-0		1-0-0		0-0-0		HOME		0-2-0		0-6-0		7-9-0											
7-14-0		0-2-0		1-2-0		AWAY		1-2-0		0-3-0		5-5-0											
0-0-0		0-0-0		0-0-0		NEUTRAL		0-0-0		0-0-0		0-0-0											
9-16-0		1-2-0		1-2-0		NON-CONFERENCE		1-4-0		0-0-0		6-8-0											
4-9-0		1-0-0		0-0-0		HOME		0-2-0		0-0-0		3-7-0											
5-7-0		0-2-0		1-0-		AWAY		1-2-0		0-0-0		3-1-0											
0-0-0		0-0-0		0-0-0		NEUTRAL		0-0-0		0-0-0		0-0-0											
6-15-0		0-0-0		0-0-0		CONFERENCE		0-0-0		0-9-0		6-6-0											
4-8-0		0-0-0		0-0-0		HOME		0-0-0		0-6-0		4-2-0											
2-7-0		0-0-0		0-0-0		AWAY		0-0-0		0-3-0		2-4-0											
0-0-0		0-0-0		0-0-0		NEUTRAL		0-0-0		0-0-0		0-0-0											
RPI	S	Opponent		Score		RPI	S	Opponent		Score		RPI	S	Opponent		Score		RPI	S	Opponent		Score	
4	A	Georgia		0	7	39	A	South Carolina		0	7	73	A	Davidson		3	4	119	H	High Point		2	7
4	H	Georgia		5	4	39	A	South Carolina		4	2	75	A	Col. of Charleston		3	2	119	H	High Point		2	9
8	A	Clemson		0	5	39	A	South Carolina		2	14	75	H	Col. of Charleston		4	5	119	H	High Point		3	4
												88	A	Charlotte		2	3	124	A	Liberty		4	8
												88	H	Charlotte		3	14	124	A	Liberty		1	9
																		124	A	Liberty		0	4
																		128	H	Campbell		2	18
																		128	H	Campbell		5	6
																		128	H	Campbell		3	4
																		173	H	Holy Cross		0	5
																		173	H	Holy Cross		2	5
																		173	H	Holy Cross		0	8
																		174	H	Delaware		6	3
																		174	H	Delaware		2	6
																		174	H	Delaware		0	1
																		196	H	Winthrop		4	3
																		196	H	Winthrop		2	1
																		196	H	Winthrop		4	5
																		233	A	USC Upstate		6	1
																		233	H	USC Upstate		3	7
																		234	A	Radford		3	1
																		234	A	Radford		1	3
																		234	A	Radford		6	12
																		253	A	The Citadel		2	6
																		253	A	The Citadel		6	3
																		253	H	The Citadel		7	6
																		253	H	The Citadel		1	8
																		257	H	Longwood		5	7
																		257	H	Longwood		9	5
																		257	H	Longwood		6	0
																		276	A	Presbyteri an		1	9
																		276	A	Presbyteri an		4	7
																		276	A	Presbyteri an		4	2
																		291	A	Savannah St.		7	5
LAST 10 GAMES																							
196 H Winthrop				2		1		234 A Radford				3		1									
196 H Winthrop				4		3		234 A Radford				6		12									
196 H Winthrop				4		5		253 H The Ci tadel				7		6									
73 A Davi dson				3		4		124 A Li berty				1		9									
234 A Radford				1		3		124 A Li berty				4		8									

Non-Div. I Games:

Charleston So.

RPI	S	Opponent	Score	
291	H	Savannah St.	6	5

Charleston So.

C
h
a
r
l
e
s
t
o
n
S
o
.

C
h
a
r
l
e
s
t
o
n
S
o
.

Average RPI Win:	253	WON-LOST RECORD		WINNING PCT. RANK		LAST 10 GAMES		STRENGTH OF SCHEDULE		OPP. STRENGTH OF SCHEDULE		TEAM RPI		ADJ RPI		CONF. RPI		ADJ CONF. RPI	
Average RPI Loss:	176																		
DIV. I ONLY		20-25-0		.44444	191	8-2-0		278		281		263		.43667	263	26		26	
DIV. I NON-CONF.		6-14-0		.3	245	0-1-0		289		281		288		.39016	288	28		28	
<hr/>																			
TOTALS		RPI 1-25		RPI 26-50		W-L RECORDS		RPI 51-100		RPI 101-150		RPI 150+							
20-25-0		0-1-0		0-0-0		OVERALL		1-9-0		0-1-0		19-14-0							
11-4-0		0-0-0		0-0-0		HOME		0-0-0		0-0-0		11-4-0							
7-15-0		0-0-0		0-0-0		AWAY		1-9-0		0-0-0		6-6-0							
2-6-0		0-1-0		0-0-0		NEUTRAL		0-0-0		0-1-0		2-4-0							
6-14-0		0-1-0		0-0-0		NON-CONFERENCE		0-3-0		0-1-0		6-9-0							
2-1-0		0-0-0		0-0-0		HOME		0-0-0		0-0-0		2-1-0							
2-7-0		0-0-0		0-0-		AWAY		0-3-0		0-0-0		2-4-0							
2-6-0		0-1-0		0-0-0		NEUTRAL		0-0-0		0-1-0		2-4-0							
14-11-0		0-0-0		0-0-0		CONFERENCE		1-6-0		0-0-0		13-5-0							
9-3-0		0-0-0		0-0-0		HOME		0-0-0		0-0-0		9-3-0							
5-8-0		0-0-0		0-0-0		AWAY		1-6-0		0-0-0		4-2-0							
0-0-0		0-0-0		0-0-0		NEUTRAL		0-0-0		0-0-0		0-0-0							
RPI	S	Opponent	Score	RPI	S	Opponent	Score	RPI	S	Opponent	Score	RPI	S	Opponent	Score				
14	N	Minnesota	5 16					73	A	Davidson	7 18	131	N	Hofstra	0 11				
								73	A	Davidson	1 9	171	A	Georgetown	5 12				
								73	A	Davidson	2 4	171	N	Georgetown	4 3				
								74	A	Wagner	3 9	211	A	UMBC	7 9				
								74	A	Wagner	6 7	224	H	LIU Brooklyn	12 9				
								74	A	Wagner	1 2	224	H	LIU Brooklyn	8 11				
								74	A	Wagner	3 5	224	H	LIU Brooklyn	1 6				
								91	A	Bryant	2 9	224	H	LIU Brooklyn	3 2				
								91	A	Bryant	6 1	237	A	Penn St.	2 7				
								91	A	Bryant	3 9	252	A	Sacred Heart	7 6				
												252	A	Sacred Heart	5 11				
												252	H	Sacred Heart	8 5				
												252	H	Sacred Heart	6 5				
												252	H	Sacred Heart	7 0				
												252	H	Sacred Heart	7 0				
												258	N	Chicago St.	4 7				
												268	A	Central Conn. St.	4 9				
												268	A	Central Conn. St.	6 3				
												268	A	Central Conn. St.	17 7				
												268	A	Central Conn. St.	9 8				
												273	A	Coppin St.	15 5				
												273	H	Coppin St.	4 1				
												276	N	Presbyteri an	2 13				
												282	N	St. Bonaventure	9 14				
												282	N	St. Bonaventure	0 3				
												282	N	St. Bonaventure	16 6				
				LAST 10 GAMES								290	H	Fai rlei gh Di cki nson	7 6				
				268	A	Central Conn. St.	9 8	252	H	Sacred Heart	8 5	290	H	Fai rlei gh Di cki nson	8 4				
				268	A	Central Conn. St.	6 3	252	H	Sacred Heart	6 5	290	H	Fai rlei gh Di cki nson	14 1				
				268	A	Central Conn. St.	4 9	252	H	Sacred Heart	7 0	290	H	Fai rlei gh Di cki nson	2 3				
				268	A	Central Conn. St.	17 7	252	H	Sacred Heart	7 0	296	A	UMES	1 2				
				171	A	Georgetown	5 12	290	H	Fai rlei gh Di cki nson	14 1	296	A	UMES	4 3				
												296	H	UMES	8 5				
												296	H	UMES	5 9				

[illegible]

Non-Div. I Games:	Shawnee St.	6	5
--------------------------	--------------------	----------	----------

Ohh o

RPI	S	Opponent	Score	
284	N	Omaha	4	1
284	N	Omaha	5	6
284	N	Omaha	0	4
286	N	Ri der	5	6
286	N	Ri der	6	5
286	N	Ri der	10	2
286	N	Ri der	4	6

Average RPI Win: 192		WON-LOST RECORD		WINNING PCT. RANK		LAST 10 GAMES		STRENGTH OF SCHEDULE		OPP. STRENGTH OF SCHEDULE		TEAM RPI		ADJ RPI		CONF. RPI		ADJ CONF. RPI					
DIV. I ONLY		13-35-0		.27083		276		1-9-0		160		256		265		.4332		265		13		13	
DIV. I NON-CONF.		7-23-0		.23333		261		0-3-0		247		292		286		.3976		285		15		15	
TOTALS		RPI 1-25		RPI 26-50		W-L RECORDS		RPI 51-100		RPI 101-150		RPI 150+											
13-35-0		0-0-0		0-3-0		OVERALL		1-2-0		4-14-0		8-16-0											
6-16-0		0-0-0		0-0-0		HOME		1-2-0		2-6-0		3-8-0											
7-19-0		0-0-0		0-3-0		AWAY		0-0-0		2-8-0		5-8-0											
0-0-0		0-0-0		0-0-0		NEUTRAL		0-0-0		0-0-0		0-0-0											
7-23-0		0-0-0		0-0-0		NON-CONFERENCE		0-0-0		1-11-0		6-12-0											
3-13-0		0-0-0		0-0-0		HOME		0-0-0		0-5-0		3-8-0											
4-10-0		0-0-0		0-0-		AWAY		0-0-0		1-6-0		3-4-0											
0-0-0		0-0-0		0-0-0		NEUTRAL		0-0-0		0-0-0		0-0-0											
6-12-0		0-0-0		0-3-0		CONFERENCE		1-2-0		3-3-0		2-4-0											
3-3-0		0-0-0		0-0-0		HOME		1-2-0		2-1-0		0-0-0											
3-9-0		0-0-0		0-3-0		AWAY		0-0-0		1-2-0		2-4-0											
0-0-0		0-0-0		0-0-0		NEUTRAL		0-0-0		0-0-0		0-0-0											
RPI	S	Opponent	Score	RPI	S	Opponent	Score	RPI	S	Opponent	Score	RPI	S	Opponent	Score								
				26	A	Northeastern	2 22	75	H	Col. of Charleston	3 8	102	A	UNCW	14 3								
				26	A	Northeastern	1 2	75	H	Col. of Charleston	5 3	102	A	UNCW	2 5								
				26	A	Northeastern	6 23	75	H	Col. of Charleston	5 13	102	A	UNCW	1 5								
												106	H	Marist	3 5								
												106	H	Marist	1 9								
												106	H	Marist	1 4								
												112	A	New Mexico St.	3 13								
												112	A	New Mexico St.	11 6								
												112	A	New Mexico St.	4 24								
												125	A	George Washington	2 13								
												125	H	George Washington	3 9								
												131	H	Hofstra	1 0								
												131	H	Hofstra	5 3								
												131	H	Hofstra	0 11								
												142	A	Richmond	5 11								
												142	A	Richmond	3 7								
												142	A	Richmond	5 10								
												144	H	VCU	2 7								
												174	A	Delaware	1 2								
												174	A	Delaware	10 2								
												174	A	Delaware	3 6								
												201	A	George Mason	7 14								
												201	H	George Mason	9 16								
												211	A	UMBC	0 13								
												211	H	UMBC	4 6								
												215	A	Bucknell	10 3								
												218	A	William & Mary	7 8								
												218	A	William & Mary	6 1								
												218	A	William & Mary	4 5								
												219	H	Albany (NY)	0 2								
												219	H	Albany (NY)	8 7								
												219	H	Albany (NY)	3 15								
												253	A	The Citadel	6 0								
												253	A	The Citadel	3 11								

Non-Div. I Games:

Towson

**T
O
W
S
O
N**

RPI	S	Opponent	Score
253	A	The Citadel	3 4
264	H	Ohio	2 5
264	H	Ohio	9 10
264	H	Ohio	8 9
273	H	Coppin St.	9 4
296	H	UMES	8 15
297	A	Delaware St.	12 2
297	H	Delaware St.	6 2

**T
O
W
S
O
N**

Towson

Average RPI Win:		208	WON-LOST RECORD		WINNING PCT. RANK		LAST 10 GAMES		STRENGTH OF SCHEDULE		OPP. STRENGTH OF SCHEDULE		TEAM RPI		ADJ RPI		CONF. RPI		ADJ CONF. RPI	
DIV. I ONLY			16-32-0		.33333 249		2-8-0		208		195		266		.43248 266		19		19	
DIV. I NON-CONF.			6-15-0		.28571 251		1-2-0		234		174		278		.41529 278		17		17	
TOTALS		RPI 1-25		RPI 26-50		W-L RECORDS		RPI 51-100		RPI 101-150		RPI 150+								
16-32-0		0-3-0		1-0-0		OVERALL		0-6-0		1-12-0		14-11-0								
11-17-0		0-3-0		0-0-0		HOME		0-5-0		1-7-0		10-2-0								
4-15-0		0-0-0		0-0-0		AWAY		0-1-0		0-5-0		4-9-0								
1-0-0		0-0-0		1-0-0		NEUTRAL		0-0-0		0-0-0		0-0-0								
6-15-0		0-0-0		1-0-0		NON-CONFERENCE		0-6-0		0-4-0		5-5-0								
4-9-0		0-0-0		0-0-0		HOME		0-5-0		0-2-0		4-2-0								
1-6-0		0-0-0		0-0-		AWAY		0-1-0		0-2-0		1-3-0								
1-0-0		0-0-0		1-0-0		NEUTRAL		0-0-0		0-0-0		0-0-0								
10-17-0		0-3-0		0-0-0		CONFERENCE		0-0-0		1-8-0		9-6-0								
7-8-0		0-3-0		0-0-0		HOME		0-0-0		1-5-0		6-0-0								
3-9-0		0-0-0		0-0-0		AWAY		0-0-0		0-3-0		3-6-0								
0-0-0		0-0-0		0-0-0		NEUTRAL		0-0-0		0-0-0		0-0-0								
RPI	S	Opponent		Score		RPI	S	Opponent		Score		RPI	S	Opponent		Score				
23	H	Tennessee Tech		10 13		42	N	Vanderbil t		8 5		64	A	Tennessee		2 9				
23	H	Tennessee Tech		0 10								65	H	Indiana St.		4 7				
23	H	Tennessee Tech		6 9								68	H	Bradley		4 7				
												68	H	Bradley		10 14				
												68	H	Bradley		2 7				
												69	H	Kent St.		3 17				
														107 H Austin Peay		2 5				
														107 H Austin Peay		6 10				
														107 H Austin Peay		4 0				
														108 H Jacksonville St.		3 4				
														108 H Jacksonville St.		4 18				
														108 H Jacksonville St.		4 5				
														138 A Southern Ill.		2 3				
														138 H Southern Ill.		0 3				
														141 A Morehead St.		2 5				
														141 A Morehead St.		4 9				
														141 A Morehead St.		3 5				
														150 A Middle Tenn.		0 9				
														150 H Middle Tenn.		4 24				
														170 H Eastern Ky.		3 2				
														170 H Eastern Ky.		6 4				
														170 H Eastern Ky.		15 5				
														175 A Lipscomb		8 6				
														175 H Lipscomb		8 7				
														179 A Western Ky.		1 4				
														179 H Western Ky.		7 15				
														184 A Memphis		4 5				
														204 A SIUE		2 4				
														204 A SIUE		4 5				
														204 A SIUE		15 1				
														242 A Eastern Ill.		6 8				
														242 A Eastern Ill.		2 6				
														242 A Eastern Ill.		5 2				
														250 A Murray St.		4 5				
														250 A Murray St.		5 9				
														250 A Murray St.		13 10				
														261 H UT Martin		14 11				
														261 H UT Martin		6 3				
														261 H UT Martin		9 8				
														270 A Evansville		1 9				
LAST 10 GAMES																				
				184	A	Memphis	4 5	250	A	Murray St.	13 10									
				23	H	Tennessee Tech	0 10	250	A	Murray St.	5 9									
				23	H	Tennessee Tech	6 9	250	A	Murray St.	4 5									
				23	H	Tennessee Tech	10 13	175	A	Lipscomb	8 6									
				270	A	Evansville	1 9	108	H	Jacksonville St.	4 5									

Non-Div. I Games:

Bel mont

RPI	S	Opponent	Score	
277	H	Youngstown St.	5	2
277	H	Youngstown St.	5	1
277	H	Youngstown St.	4	8
290	H	Fai rlei gh Di cki nson	25	9

Bel mont

B
e
l
m
o
n
t

B
e
l
m
o
n
t

Average RPI Win: 220		WON-LOST	WINNING	LAST 10	STRENGTH OF		OPP. STRENGTH	TEAM	ADJ	CONF.	ADJ CONF.
Average RPI Loss: 160		RECORD	PCT. RANK	GAMES	SCHEDULE		OF SCHEDULE	RPI	RPI	RPI	RPI
DIV. I ONLY		16-26-0	.38095	230	2-8-0		255	207	268	.4282	267
DIV. I NON-CONF.		11-7-0	.61111	83	1-4-0		285	277	226	.46532	226
TOTALS		RPI 1-25	RPI 26-50		W-L RECORDS		RPI 51-100		RPI 101-150		RPI 150+
16-26-0		0-1-0	0-0-0		OVERALL		1-4-0		2-7-0		13-14-0
12-12-0		0-0-0	0-0-0		HOME		0-1-0		1-5-0		11-6-0
4-14-0		0-1-0	0-0-0		AWAY		1-3-0		1-2-0		2-8-0
0-0-0		0-0-0	0-0-0		NEUTRAL		0-0-0		0-0-0		0-0-0
11-7-0		0-1-0	0-0-0		NON-CONFERENCE		1-1-0		0-0-0		10-5-0
9-3-0		0-0-0	0-0-0		HOME		0-1-0		0-0-0		9-2-0
2-4-0		0-1-0	0-0-		AWAY		1-0-0		0-0-0		1-3-0
0-0-0		0-0-0	0-0-0		NEUTRAL		0-0-0		0-0-0		0-0-0
5-19-0		0-0-0	0-0-0		CONFERENCE		0-3-0		2-7-0		3-9-0
3-9-0		0-0-0	0-0-0		HOME		0-0-0		1-5-0		2-4-0
2-10-0		0-0-0	0-0-0		AWAY		0-3-0		1-2-0		1-5-0
0-0-0		0-0-0	0-0-0		NEUTRAL		0-0-0		0-0-0		0-0-0
RPI S	Opponent	Score	RPI S	Opponent	Score	RPI S	Opponent	Score	RPI S	Opponent	Score
13 A	Texas A&M	2 8				58 A	Sam Houston St.	1 10	122 H	Central Ark.	4 16
						58 A	Sam Houston St.	6 7	122 H	Central Ark.	8 9
						58 A	Sam Houston St.	0 10	122 H	Central Ark.	3 10
						66 A	TCU	4 2	136 H	Houston Baptist	5 13
						66 H	TCU	0 4	136 H	Houston Baptist	20 23
									136 H	Houston Baptist	4 3
									146 A	McNeese	9 3
									146 A	McNeese	2 3
									146 A	McNeese	2 6
									153 A	UT Arlington	0 3
									153 H	UT Arlington	8 12
									180 H	New Orleans	7 6
									180 H	New Orleans	6 5
									180 H	New Orleans	10 14
									194 A	Incarnate Word	2 5
									194 A	Incarnate Word	7 8
									194 A	Incarnate Word	6 7
									220 H	Qui nni pi ac	11 2
									220 H	Qui nni pi ac	10 9
									220 H	Qui nni pi ac	5 4
									223 A	Si ena	0 5
									223 A	Si ena	2 3
									232 A	Lamar Uni versi ty	5 4
									232 A	Lamar Uni versi ty	0 5
									232 A	Lamar Uni versi ty	5 7
									238 H	Texas Southern	6 8
									238 H	Texas Southern	6 5
									238 H	Texas Southern	8 1
									251 H	SFA	7 11
									251 H	SFA	3 16
									251 H	SFA	6 13
									288 H	Mi ssi ssi ppi Val .	15 4
									288 H	Mi ssi ssi ppi Val .	11 3
									288 H	Mi ssi ssi ppi Val .	15 6
Non-Div. I Games:		Tex. Permian Basin	8 2	Dallas Christian		1 0	Dallas Christian		11 0	Baker	
										6 5	
										Abilene Christian	

Average RPI Win: 221		WON-LOST	WINNING	LAST 10	STRENGTH OF		OPP. STRENGTH	TEAM	ADJ	CONF.	ADJ CONF.
Average RPI Loss: 178		RECORD	PCT. RANK	GAMES	SCHEDULE		OF SCHEDULE	RPI	RPI	RPI	RPI
DIV. I ONLY		15-26-0	.36585	237	3-7-0		236	276	270	.4259	268
DIV. I NON-CONF.		6-10-0	.375	218	2-0-0		262	256	248	.44555	248
TOTALS		RPI 1-25	RPI 26-50		W-L RECORDS		RPI 51-100		RPI 101-150		RPI 150+
15-26-0		0-2-0	0-0-0		OVERALL		2-6-0		0-0-0		13-18-0
10-12-0		0-1-0	0-0-0		HOME		2-2-0		0-0-0		8-9-0
4-11-0		0-1-0	0-0-0		AWAY		0-4-0		0-0-0		4-5-0
1-3-0		0-0-0	0-0-0		NEUTRAL		0-0-0		0-0-0		1-3-0
6-10-0		0-2-0	0-0-0		NON-CONFERENCE		0-0-0		0-0-0		6-8-0
2-2-0		0-1-0	0-0-0		HOME		0-0-0		0-0-0		2-1-0
3-5-0		0-1-0	0-0-		AWAY		0-0-0		0-0-0		3-4-0
1-3-0		0-0-0	0-0-0		NEUTRAL		0-0-0		0-0-0		1-3-0
9-16-0		0-0-0	0-0-0		CONFERENCE		2-6-0		0-0-0		7-10-0
8-10-0		0-0-0	0-0-0		HOME		2-2-0		0-0-0		6-8-0
1-6-0		0-0-0	0-0-0		AWAY		0-4-0		0-0-0		1-2-0
0-0-0		0-0-0	0-0-0		NEUTRAL		0-0-0		0-0-0		0-0-0
RPI S	Opponent	Score	RPI S	Opponent	Score	RPI S	Opponent	Score	RPI S	Opponent	Score
18 A	UConn	1 6				74 H	Wagner	7 3	154 A	Furman	1 9
18 H	UConn	3 7				74 H	Wagner	2 5	154 A	Furman	8 12
						74 H	Wagner	4 6	154 A	Furman	10 2
						74 H	Wagner	7 6	181 A	Stony Brook	0 5
						91 A	Bryant	4 9	190 A	Hartford	1 2
						91 A	Bryant	0 4	214 H	Fairfield	1 4
						91 A	Bryant	1 6	219 A	Albany (NY)	4 2
						91 A	Bryant	0 3	220 A	Quinnipiac	9 6
									223 H	Siena	7 4
									224 A	LIU Brooklyn	10 7
									224 A	LIU Brooklyn	4 15
									224 A	LIU Brooklyn	3 5
									224 H	LIU Brooklyn	1 2
									224 H	LIU Brooklyn	7 6
									224 H	LIU Brooklyn	1 3
									239 N	North Dakota St.	0 4
									239 N	North Dakota St.	0 2
									239 N	North Dakota St.	9 2
									252 H	Sacred Heart	4 6
									252 H	Sacred Heart	7 4
									252 H	Sacred Heart	9 20
									252 H	Sacred Heart	5 9
									259 N	Massachusetts	2 4
									263 H	Mt. St. Mary's	7 17
									263 H	Mt. St. Mary's	8 9
									263 H	Mt. St. Mary's	9 4
									263 H	Mt. St. Mary's	3 6
									274 H	Brown	17 2
									290 H	Fairleigh Dickinson	9 5
									290 H	Fairleigh Dickinson	6 5
									290 H	Fairleigh Dickinson	5 3
LAST 10 GAMES			LAST 10 GAMES			91 A	Bryant	0 3			
						91 A	Bryant	1 6			
						91 A	Bryant	0 4			
						91 A	Bryant	4 9			
						219 A	Albany (NY)	4 2			

Non-Div. I Games:

Central Conn. St.

Average RPI Win: 187		WON-LOST	WINNING	LAST 10	STRENGTH OF		OPP. STRENGTH	TEAM	ADJ		CONF.	ADJ CONF.					
Average RPI Loss: 185		RECORD	PCT. RANK	GAMES	SCHEDULE		OF SCHEDULE	RPI	RPI		RPI	RPI					
DIV. I ONLY		12-31-0	.27907	273	1-1-0		229	266	269	.42518	269	25	25				
DIV. I NON-CONF.		4-15-0	.21053	271	0-0-0		136	194	240	.45148	241	26	26				
<hr/>																	
TOTALS		RPI 1-25		RPI 26-50		W-L RECORDS		RPI 51-100		RPI 101-150		RPI 150+					
12-31-0		1-0-0		0-1-0		OVERALL		1-2-0		1-4-0		9-24-0					
3-12-0		0-0-0		0-0-0		HOME		1-2-0		0-1-0		2-9-0					
9-19-0		1-0-0		0-1-0		AWAY		0-0-0		1-3-0		7-15-0					
0-0-0		0-0-0		0-0-0		NEUTRAL		0-0-0		0-0-0		0-0-0					
4-15-0		1-0-0		0-1-0		NON-CONFERENCE		0-0-0		1-4-0		2-10-0					
0-3-0		0-0-0		0-0-0		HOME		0-0-0		0-1-0		0-2-0					
4-12-0		1-0-0		0-0-		AWAY		0-0-0		1-3-0		2-8-0					
0-0-0		0-0-0		0-0-0		NEUTRAL		0-0-0		0-0-0		0-0-0					
8-16-0		0-0-0		0-0-0		CONFERENCE		1-2-0		0-0-0		7-14-0					
3-9-0		0-0-0		0-0-0		HOME		1-2-0		0-0-0		2-7-0					
5-7-0		0-0-0		0-0-0		AWAY		0-0-0		0-0-0		5-7-0					
0-0-0		0-0-0		0-0-0		NEUTRAL		0-0-0		0-0-0		0-0-0					
RPI	S	Opponent		Score		RPI	S	Opponent		Score		RPI	S	Opponent		Score	
15	A	Kentucky		8 6		37	A	Louisville		2 7		86	H	Wright St.		5 12	
												86	H	Wright St.		2 14	
												86	H	Wright St.		12 11	
												104	A	Cincinnati		3 5	
												118	H	Xavier		5 7	
												134	A	ETSU		2 7	
												134	A	ETSU		2 6	
												134	A	ETSU		5 4	
												167	A	Miami (OH)		2 10	
												167	A	Miami (OH)		0 2	
												167	H	Miami (OH)		9 11	
												170	A	Eastern Ky.		14 6	
												170	H	Eastern Ky.		9 12	
												175	A	Lipscomb		2 1	
												175	A	Lipscomb		6 11	
												175	A	Lipscomb		5 9	
												175	A	Lipscomb		4 12	
												188	A	La. -Monroe		5 9	
												188	A	La. -Monroe		9 21	
												188	A	La. -Monroe		10 13	
												210	A	Milwaukee		9 10	
												210	A	Milwaukee		7 1	
												210	A	Milwaukee		3 9	
												210	H	Milwaukee		8 2	
												210	H	Milwaukee		4 8	
												210	H	Milwaukee		4 14	
												227	A	Ill. -Chicago		0 5	
												227	A	Ill. -Chicago		3 4	
												227	A	Ill. -Chicago		6 1	
												227	H	Ill. -Chicago		6 11	
												227	H	Ill. -Chicago		2 11	
												227	H	Ill. -Chicago		5 14	
												247	A	Oakland		9 6	
												247	A	Oakland		0 3	
												247	A	Oakland		5 3	
												247	H	Oakland		12 14	
												247	H	Oakland		4 13	

Non-Div. I Games: Rio Grande 5 8 Miami-Hamilton 9 3

Northern Ky.

N
o
r
t
h
e
r
n
K
y
.

N
o
r
t
h
e
r
n
K
y
:

Northern Ky.

Average RPI Win:		245	WON-LOST		WINNING		LAST 10		STRENGTH OF		OPP. STRENGTH		TEAM	ADJ		CONF.	ADJ CONF.						
Average RPI Loss:		90	RECORD		PCT. RANK		GAMES		SCHEDULE		OF SCHEDULE		RPI	RPI		RPI	RPI						
DIV. I ONLY			8-31-0		.20513		291	2-7-0		109		141		267	.42502		270	10	10				
DIV. I NON-CONF.			7-17-0		.29167		249	2-0-0		183		132		250	.43984		255	8	8				
TOTALS		RPI 1-25		RPI 26-50				W-L RECORDS				RPI 51-100				RPI 101-150				RPI 150+			
8-31-0		0-1-0		0-10-0				OVERALL				0-12-0				1-3-0				7-5-0			
7-9-0		0-0-0		0-0-0				HOME				0-3-0				0-3-0				7-3-0			
0-20-0		0-0-0		0-2-0				AWAY				0-0-0				0-0-0				0-0-0			
1-2-0		0-1-0		0-0-0				NEUTRAL				0-0-0				1-0-0				0-1-0			
7-17-0		0-1-0		0-4-0				NON-CONFERENCE				0-9-0				1-0-0				6-3-0			
6-1-0		0-0-0		0-0-0				HOME				0-0-0				0-0-0				6-1-0			
0-14-0		0-0-0		0-0-				AWAY				0-9-0				0-0-0				0-1-0			
1-2-0		0-1-0		0-0-0				NEUTRAL				0-0-0				1-0-0				0-1-0			
1-14-0		0-0-0		0-6-0				CONFERENCE				0-3-0				0-3-0				1-2-0			
1-8-0		0-0-0		0-0-0				HOME				0-3-0				0-3-0				1-2-0			
0-6-0		0-0-0		0-6-0				AWAY				0-0-0				0-0-0				0-0-0			
0-0-0		0-0-0		0-0-0				NEUTRAL				0-0-0				0-0-0				0-0-0			
RPI	S	Opponent		Score		RPI	S	Opponent		Score		RPI	S	Opponent		Score		RPI	S	Opponent		Score	
15	N	Kentucky		4	8	42	A	Vanderbilt		1	6	55	A	Creighton		4	5	116	N	Fordham		9	8
						43	A	DBU		1	3	55	A	Creighton		7	12	138	H	Southern Ill.		0	2
						43	A	DBU		1	7	55	A	Creighton		1	2	138	H	Southern Ill.		4	5
						43	A	DBU		1	11	63	A	FGCU		2	4	138	H	Southern Ill.		4	9
						47	A	Missouri St.		4	11	63	A	FGCU		0	10	186	H	Valparai so		2	7
						47	A	Missouri St.		5	6	63	A	FGCU		3	7	186	H	Valparai so		1	6
						47	A	Missouri St.		2	8	68	H	Bradley		4	9	186	H	Valparai so		9	8
						49	A	Iowa		3	10	68	H	Bradley		5	8	228	N	Dayton		3	6
						49	A	Iowa		3	8	68	H	Bradley		3	14	250	A	Murray St.		9	11
						49	A	Iowa		3	4	68	H	Bradley		9	10	250	H	Murray St.		3	8
												85	A	Kennesaw St.		6	8	261	H	UT Martin		10	6
												85	A	Kennesaw St.		6	8	266	H	Belmont		9	1
												85	A	Kennesaw St.		6	7	279	H	Bowling Green		3	2
																		283	H	Western Ill.		6	3
																		283	H	Western Ill.		8	0
																		283	H	Western Ill.		4	0
LAST 10 GAMES																							
						261	H	UT Martin		10	6	138	H	Southern Ill.		4	9						
						43	A	DBU		1	7	138	H	Southern Ill.		4	5						
						43	A	DBU		1	11	138	H	Southern Ill.		0	2						
						43	A	DBU		1	3	186	H	Valparai so		1	6						
						266	H	Belmont		9	1	186	H	Valparai so		9	8						

Non-Div. I Games: Oakland City 6 8 Oakland City 3 2 Southern Ind. 3 5 Evansville

Average RPI Win: 257		WON-LOST	WINNING	LAST 10	STRENGTH OF		OPP. STRENGTH	TEAM	ADJ	CONF.	ADJ CONF.	
Average RPI Loss: 181		RECORD	PCT. RANK	GAMES	SCHEDULE		OF SCHEDULE	RPI	RPI	RPI	RPI	
DIV. I ONLY		17-22-0	.4359	197	4-5-0		282	283	271	.42389	271	
DIV. I NON-CONF.		3-11-0	.21429	268	1-2-0		129	38	253	.44095	252	
TOTALS		RPI 1-25	RPI 26-50		W-L RECORDS		RPI 51-100		RPI 101-150		RPI 150+	
17-22-0	0-1-0	0-1-0		OVERALL		1-5-0		0-1-0		16-14-0		
9-9-0	0-0-0	0-0-0		HOME		1-1-0		0-1-0		8-7-0		
6-12-0	0-1-0	0-1-0		AWAY		0-4-0		0-0-0		6-6-0		
2-1-0	0-0-0	0-0-0		NEUTRAL		0-0-0		0-0-0		2-1-0		
3-11-0	0-1-0	0-1-0		NON-CONFERENCE		1-5-0		0-1-0		2-3-0		
2-4-0	0-0-0	0-0-0		HOME		1-1-0		0-1-0		1-2-0		
1-7-0	0-1-0	0-0-		AWAY		0-4-0		0-0-0		1-1-0		
0-0-0	0-0-0	0-0-0		NEUTRAL		0-0-0		0-0-0		0-0-0		
14-11-0	0-0-0	0-0-0		CONFERENCE		0-0-0		0-0-0		14-11-0		
7-5-0	0-0-0	0-0-0		HOME		0-0-0		0-0-0		7-5-0		
5-5-0	0-0-0	0-0-0		AWAY		0-0-0		0-0-0		5-5-0		
2-1-0	0-0-0	0-0-0		NEUTRAL		0-0-0		0-0-0		2-1-0		
RPI S Opponent Score	RPI S Opponent Score		RPI S Opponent Score		RPI S Opponent Score		RPI S Opponent Score		RPI S Opponent Score		RPI S Opponent Score	
11 A Ole Miss 3 10	48 A Georgia Tech 0 8		51 A Baylor 4 14		55 H Creighton 6 10		64 A Tennessee 1 9		122 H Central Ark. 1 9		186 H Valparaiso 7 14	
			66 A TCU 1 7		67 A Little Rock 6 12		67 H Little Rock 7 4		186 H Valparaiso 8 12		186 H Valparaiso 6 5	
									200 A Nicholls St. 1 14		226 N Alabama St. 8 5	
									238 A Texas Southern 0 10		238 A Texas Southern 12 10	
									238 A Texas Southern 2 9		238 H Texas Southern 4 7	
									238 H Texas Southern 6 5		238 H Texas Southern 3 13	
									251 A SFA 11 6		278 A Grambling 12 8	
									278 A Grambling 9 10		278 A Grambling 2 9	
									278 H Grambling 7 8		278 H Grambling 7 6	
									278 H Grambling 3 5		278 N Grambling 5 4	
									287 N Alcorn 4 5		289 A Southern U. 8 7	
									289 H Southern U. 6 5		289 H Southern U. 1 12	
									289 H Southern U. 6 5		294 A Prairie View 6 5	
									294 A Prairie View 6 2		294 A Prairie View 3 12	
									294 H Prairie View 4 3		294 H Prairie View 11 1	
									294 H Prairie View 6 5			

Average RPI Win:	218	WON-LOST RECORD	WINNING PCT. RANK	LAST 10 GAMES	STRENGTH OF SCHEDULE	OPP. STRENGTH OF SCHEDULE	TEAM RPI	ADJ RPI	CONF. RPI	ADJ CONF. RPI	
Average RPI Loss:	162										
DIV. I ONLY	10-27-0	.27027	277	0-10-0	235	247	272	.42372	272	27	27
DIV. I NON-CONF.	3-13-0	.1875	277	0-1-0	72	129	227	.46506	227	24	24
<hr/>											
TOTALS	RPI 1-25	RPI 26-50		W-L RECORDS	RPI 51-100		RPI 101-150		RPI 150+		
10-27-0	0-0-0	0-3-0		OVERALL	0-1-0		0-8-0		10-15-0		
3-11-0	0-0-0	0-0-0		HOME	0-1-0		0-3-0		3-7-0		
7-16-0	0-0-0	0-3-0		AWAY	0-0-0		0-5-0		7-8-0		
0-0-0	0-0-0	0-0-0		NEUTRAL	0-0-0		0-0-0		0-0-0		
3-13-0	0-0-0	0-3-0		NON-CONFERENCE	0-1-0		0-5-0		3-4-0		
0-2-0	0-0-0	0-0-0		HOME	0-1-0		0-0-0		0-1-0		
3-11-0	0-0-0	0-0-		AWAY	0-0-0		0-5-0		3-3-0		
0-0-0	0-0-0	0-0-0		NEUTRAL	0-0-0		0-0-0		0-0-0		
7-14-0	0-0-0	0-0-0		CONFERENCE	0-0-0		0-3-0		7-11-0		
3-9-0	0-0-0	0-0-0		HOME	0-0-0		0-3-0		3-6-0		
4-5-0	0-0-0	0-0-0		AWAY	0-0-0		0-0-0		4-5-0		
0-0-0	0-0-0	0-0-0		NEUTRAL	0-0-0		0-0-0		0-0-0		
RPI	S	Opponent	Score	RPI	S	Opponent	Score	RPI	S	Opponent	Score
				39	A	South Carolina	2 9				
				39	A	South Carolina	3 7				
				39	A	South Carolina	4 6				
											</

Non-Div. I Games:

Princeton

Average RPI Win:	292	WON-LOST RECORD	WINNING PCT. RANK	LAST 10 GAMES	STRENGTH OF SCHEDULE	OPP. STRENGTH OF SCHEDULE	TEAM RPI	ADJ RPI	CONF. RPI	ADJ CONF. RPI	
Average RPI Loss:	192										
DIV. I ONLY	19-22-0	.46341	172	6-4-0	280	297	273	.4231	273	31	31
DIV. I NON-CONF.	0-17-0	0	294	0-2-0	87	285	290	.38061	290	31	31
<hr/>											
TOTALS	RPI 1-25	RPI 26-50		W-L RECORDS	RPI 51-100		RPI 101-150		RPI 150+		
19-22-0	0-0-0	0-0-0		OVERALL	0-2-0		0-5-0		19-15-0		
10-8-0	0-0-0	0-0-0		HOME	0-2-0		0-2-0		10-4-0		
9-14-0	0-0-0	0-0-0		AWAY	0-0-0		0-3-0		9-11-0		
0-0-0	0-0-0	0-0-0		NEUTRAL	0-0-0		0-0-0		0-0-0		
<hr/>											
0-17-0	0-0-0	0-0-0		NON-CONFERENCE	0-2-0		0-5-0		0-10-0		
0-6-0	0-0-0	0-0-0		HOME	0-2-0		0-2-0		0-2-0		
0-11-0	0-0-0	0-0-		AWAY	0-0-0		0-3-0		0-8-0		
0-0-0	0-0-0	0-0-0		NEUTRAL	0-0-0		0-0-0		0-0-0		
<hr/>											
19-5-0	0-0-0	0-0-0		CONFERENCE	0-0-0		0-0-0		19-5-0		
10-2-0	0-0-0	0-0-0		HOME	0-0-0		0-0-0		10-2-0		
9-3-0	0-0-0	0-0-0		AWAY	0-0-0		0-0-0		9-3-0		
0-0-0	0-0-0	0-0-0		NEUTRAL	0-0-0		0-0-0		0-0-0		
<hr/>											
RPI	S	Opponent	Score	RPI	S	Opponent	Score	RPI	S	Opponent	Score
				74 H Wagner 2 3				116 H Fordham 1 4			
				74 H Wagner 0 9				116 H Fordham 8 10			
								125 A George Washington 5 16			
								130 A Navy 3 11			
								130 A Navy 1 3			
								161 H NJIT 7 8			
								170 A Eastern Ky. 8 10			
								170 A Eastern Ky. 4 14			
								170 A Eastern Ky. 1 15			
								171 A Georgetown 9 16			
								203 A Lehi gh 7 11			
								211 A UMBC 2 7			
								244 A N. C. A&T 9 5			
								244 A N. C. A&T 2 3			
								263 A Mt. St. Mary' s 1 4			
								263 H Mt. St. Mary' s 5 15			
								265 A Towson 4 9			
								292 A Norfol k St. 7 5			
								292 A Norfol k St. 9 8			
								292 A Norfol k St. 10 0			
								292 A Norfol k St. 5 2			
								292 A Norfol k St. 5 6			
								292 H Norfol k St. 1 5			
								292 H Norfol k St. 2 1			
								292 H Norfol k St. 7 4			
								296 A UMES 5 4			
								296 A UMES 0 1			
								296 A UMES 12 2			
								296 H UMES 3 0			
								296 H UMES 15 1			
				296 H UMES 3 1							
				297 A Del aware St. 10 4							
				297 A Del aware St. 11 4							
				297 H Del aware St. 2 0							
LAST 10 GAMES				297 H Delaware St. 4 1				296 A UMES 12 2			
				203 A Lehi gh 7 11				296 H UMES 3 0			
292 A Norfol k St. 9 8				292 H Norfol k St. 2 1				296 H UMES 15 1			
292 A Norfol k St. 5 2				292 H Norfol k St. 1 5				296 H UMES 3 1			
125 A George Washi ngton 5 16				292 H Norfol k St. 7 4				297 A Del aware St. 10 4			
297 H Delaware St. 12 14								297 A Del aware St. 11 4			
297 H Delaware St. 12 8								297 H Del aware St. 2 0			

Non-Div. I Games:

Coppin St.

RPI	S	Opponent	Score	
297	H	Del aware St.	4	1
297	H	Del aware St.	17	13
297	H	Del aware St.	3	2
297	H	Del aware St.	12	8
297	H	Del aware St.	12	14

Coppin St.

C
o
p
p
i
n
s
t
.

C
o
p
p
i
n
s
t
.

Average RPI Win: 225		WON-LOST RECORD		WINNING PCT. RANK		LAST 10 GAMES		STRENGTH OF SCHEDULE		OPP. STRENGTH OF SCHEDULE		TEAM RPI		ADJ RPI		CONF. RPI		ADJ CONF. RPI		
DIV. I ONLY		11-26-0		.2973	270	4-6-0		247		260		274		.42301	274	27		27		
DIV. I NON-CONF.		5-11-0		.3125	243	1-1-0		88		211		172		.49016	172	24		24		
TOTALS		RPI 1-25		RPI 26-50		W-L RECORDS		RPI 51-100		RPI 101-150		RPI 150+								
11-26-0		0-0-0		1-3-0		OVERALL		0-6-0		0-3-0		10-14-0								
4-11-0		0-0-0		0-1-0		HOME		0-2-0		0-0-0		4-8-0								
7-15-0		0-0-0		1-2-0		AWAY		0-4-0		0-3-0		6-6-0								
0-0-0		0-0-0		0-0-0		NEUTRAL		0-0-0		0-0-0		0-0-0								
5-11-0		0-0-0		1-3-0		NON-CONFERENCE		0-6-0		0-0-0		4-2-0								
0-3-0		0-0-0		0-1-0		HOME		0-2-0		0-0-0		0-0-0								
5-8-0		0-0-0		1-0-		AWAY		0-4-0		0-0-0		4-2-0								
0-0-0		0-0-0		0-0-0		NEUTRAL		0-0-0		0-0-0		0-0-0								
6-15-0		0-0-0		0-0-0		CONFERENCE		0-0-0		0-3-0		6-12-0								
4-8-0		0-0-0		0-0-0		HOME		0-0-0		0-0-0		4-8-0								
2-7-0		0-0-0		0-0-0		AWAY		0-0-0		0-3-0		2-4-0								
0-0-0		0-0-0		0-0-0		NEUTRAL		0-0-0		0-0-0		0-0-0								
RPI	S	Opponent		Score		RPI	S	Opponent		Score		RPI	S	Opponent		Score				
				26	H	Northeastern		4	10	82	H	Rhode Island		5	11	143	A	Yale	4	6
				43	A	DBU		9	5	90	A	Cal i forni a		6	11	143	A	Yale	2	5
				43	A	DBU		2	17	90	A	Cal i forni a		6	7	143	A	Yale	1	7
				43	A	DBU		4	14	90	A	Cal i forni a		9	10	160	A	Harvard	1	3
										90	A	Cal i forni a		3	4	160	A	Harvard	7	8
										91	H	Bryant		4	6	160	A	Harvard	7	3
																209	H	Col umbi a	4	5
																209	H	Col umbi a	2	8
																209	H	Col umbi a	0	2
																223	A	Si ena	7	2
																225	H	Cornel l	7	10
																225	H	Cornel l	2	4
																225	H	Cornel l	7	6
																249	A	Fl ori da A&M	7	0
																249	A	Fl ori da A&M	9	1
																249	A	Fl ori da A&M	5	2
																249	A	Fl ori da A&M	0	5
																256	A	Dartmouth	5	4
																256	A	Dartmouth	1	2
																256	A	Dartmouth	1	2
																268	A	Central Conn. St.	2	17
																272	H	Princeton	12	0
																272	H	Princeton	3	4
																272	H	Princeton	4	7
																275	H	Penn	8	9
																275	H	Penn	4	1
																275	H	Penn	7	6
				LAST 10 GAMES																
				26	H	Northeastern		4	10	256	A	Dartmouth		1	2					
				225	H	Cornel l		2	4	256	A	Dartmouth		5	4					
				225	H	Cornel l		7	10	223	A	Si ena		7	2					
				225	H	Cornel l		7	6	160	A	Harvard		7	3					
				256	A	Dartmouth		1	2	160	A	Harvard		1	3					

Non-Div. I Games:

Brown

[illegible]

Non-Div. I Games:

Penn

RPI	S	Opponent	Score
290	N	Fairleigh Dickinson	6 3

Penn

[illegible]

Non-Div. I Games:

Presbyteri an

RPI	S	Opponent	Score	
281	H	La Salle	4	5
281	H	La Salle	13	4
281	H	La Salle	7	3

P
r
e
s
b
y
t
e
r
i
a
n

P
r
e
s
b
y
t
e
r
i
a
n

Presbyteri an

Average RPI Win: 243		WON-LOST	WINNING	LAST 10	STRENGTH OF		OPP. STRENGTH	TEAM	ADJ	CONF.	ADJ CONF.
Average RPI Loss: 152		RECORD	PCT. RANK	GAMES	SCHEDULE		OF SCHEDULE	RPI	RPI	RPI	RPI
DIV. I ONLY		14-31-0	.31111	263	242		263	277	.42091	277	25
DIV. I NON-CONF.		6-16-0	.27273	253	215		238	246	.44743	246	26
TOTALS		RPI 1-25	RPI 26-50		W-L RECORDS		RPI 51-100		RPI 101-150		RPI 150+
14-31-0	0-0-0	0-4-0		OVERALL		0-10-0		0-2-0		14-15-0	
9-10-0	0-0-0	0-0-0		HOME		0-3-0		0-0-0		9-7-0	
5-18-0	0-0-0	0-4-0		AWAY		0-5-0		0-2-0		5-7-0	
0-3-0	0-0-0	0-0-0		NEUTRAL		0-2-0		0-0-0		0-1-0	
6-16-0	0-0-0	0-4-0		NON-CONFERENCE		0-4-0		0-2-0		6-6-0	
2-0-0	0-0-0	0-0-0		HOME		0-0-0		0-0-0		2-0-0	
4-13-0	0-0-0	0-0-		AWAY		0-2-0		0-2-0		4-5-0	
0-3-0	0-0-0	0-0-0		NEUTRAL		0-2-0		0-0-0		0-1-0	
8-15-0	0-0-0	0-0-0		CONFERENCE		0-6-0		0-0-0		8-9-0	
7-10-0	0-0-0	0-0-0		HOME		0-3-0		0-0-0		7-7-0	
1-5-0	0-0-0	0-0-0		AWAY		0-3-0		0-0-0		1-2-0	
0-0-0	0-0-0	0-0-0		NEUTRAL		0-0-0		0-0-0		0-0-0	
RPI S Opponent	Score	RPI S Opponent	Score	RPI S Opponent	Score	RPI S Opponent	Score	RPI S Opponent	Score	RPI S Opponent	Score
		30 A Ohio St.	3 12	69 A Kent St.	2 7	124 A Liberty	2 12				
		37 A Louisville	2 12	84 N Seton Hall	3 11	124 A Liberty	0 16				
		37 A Louisville	0 11	86 A Wright St.	4 18	163 N Seattle U	2 5				
		37 A Louisville	1 8	86 A Wright St.	10 15	197 A Eastern Mi ch.	9 7				
				86 A Wright St.	2 3	202 A Toledo	17 16				
				86 H Wright St.	2 7	210 H Milwaukee	1 6				
				86 H Wright St.	3 10	210 H Milwaukee	2 5				
				86 H Wright St.	3 8	210 H Milwaukee	0 5				
				92 N Notre Dame	0 8	210 H Milwaukee	7 14				
				97 A Pittsburgh	5 9	210 H Milwaukee	4 12				
						210 H Milwaukee	5 3				
						227 H Ill. -Chi cago	6 5				
						227 H Ill. -Chi cago	7 2				
						227 H Ill. -Chi cago	3 1				
						234 A Radford	3 4				
						234 A Radford	4 6				
						234 A Radford	3 4				
						247 A Oakl and	5 1				
						247 A Oakl and	3 10				
						247 A Oakl and	6 16				
						247 H Oakl and	8 2				
						247 H Oakl and	4 17				
						255 H Ni agara	11 5				
						266 A Belmont	2 5				
						266 A Belmont	1 5				
						266 A Belmont	8 4				
						269 H Northern Ky.	5 12				
						269 H Northern Ky.	9 2				
						269 H Northern Ky.	3 1				
						279 A Bowling Green	9 6				
						279 H Bowling Green	13 4				
LAST 10 GAMES				202 A Toledo	17 16	86 H Wright St.	3 10				
				247 A Oakl and	3 10	86 H Wright St.	2 7				
				247 A Oakl and	5 1	279 H Bowling Green	13 4				
				247 A Oakl and	6 16	255 H Ni agara	11 5				
				86 H Wright St.	3 8	210 H Milwaukee	2 5				

Non-Div. I Games:

Youngstown St.

Average RPI Win:		266	WON-LOST RECORD		WINNING PCT. RANK		LAST 10 GAMES		STRENGTH OF SCHEDULE		OPP. STRENGTH OF SCHEDULE		TEAM RPI		ADJ RPI		CONF. RPI		ADJ CONF. RPI	
DIV. I ONLY			20-23-0		.46512 171		5-5-0		294		278		278		.4202 278		30		30	
DIV. I NON-CONF.			2-11-0		.15385 282		1-2-0		152		21		260		.43719 260		30		30	
TOTALS		RPI 1-25		RPI 26-50		W-L RECORDS		RPI 51-100		RPI 101-150		RPI 150+								
20-23-0		0-1-0		0-0-0		OVERALL		0-5-0		1-3-0		19-14-0								
11-4-0		0-0-0		0-0-0		HOME		0-0-0		0-0-0		11-4-0								
8-17-0		0-1-0		0-0-0		AWAY		0-5-0		1-3-0		7-8-0								
1-2-0		0-0-0		0-0-0		NEUTRAL		0-0-0		0-0-0		1-2-0								
2-11-0		0-1-0		0-0-0		NON-CONFERENCE		0-5-0		1-3-0		1-2-0								
1-0-0		0-0-0		0-0-0		HOME		0-0-0		0-0-0		1-0-0								
1-11-0		0-1-0		0-0-		AWAY		0-5-0		1-3-0		0-2-0								
0-0-0		0-0-0		0-0-0		NEUTRAL		0-0-0		0-0-0		0-0-0								
18-12-0		0-0-0		0-0-0		CONFERENCE		0-0-0		0-0-0		18-12-0								
10-4-0		0-0-0		0-0-0		HOME		0-0-0		0-0-0		10-4-0								
7-6-0		0-0-0		0-0-0		AWAY		0-0-0		0-0-0		7-6-0								
1-2-0		0-0-0		0-0-0		NEUTRAL		0-0-0		0-0-0		1-2-0								
RPI	S	Opponent		Score		RPI	S	Opponent		Score		RPI	S	Opponent		Score				
5	A	Arkansas		6	7					52	A	LSU	3	10	129	A	Northwestern St.	3	7	
										60	A	Louisiana Tech	0	8	145	A	FIU	8	7	
										85	A	Kennesaw St.	6	23	145	A	FIU	7	12	
										85	A	Kennesaw St.	2	14	145	A	FIU	0	3	
										85	A	Kennesaw St.	7	26	188	A	La. -Monroe	2	16	
															188	H	La. -Monroe	9	7	
															238	A	Texas Southern	7	6	
															238	A	Texas Southern	1	8	
															238	A	Texas Southern	3	11	
															238	H	Texas Southern	10	5	
															238	H	Texas Southern	9	8	
															238	H	Texas Southern	7	18	
															251	A	SFA	3	14	
															271	A	Ark. -Pine Bluff	8	7	
															271	A	Ark. -Pine Bluff	5	3	
															271	A	Ark. -Pine Bluff	6	7	
															271	H	Ark. -Pine Bluff	9	2	
															271	H	Ark. -Pine Bluff	8	12	
															271	H	Ark. -Pine Bluff	10	9	
															271	N	Ark. -Pine Bluff	4	5	
															287	A	Alcorn	15	2	
															287	H	Alcorn	8	7	
															287	H	Alcorn	12	5	
															287	N	Alcorn	6	5	
															289	A	Southern U.	11	5	
															289	A	Southern U.	11	6	
															289	A	Southern U.	0	1	
															289	H	Southern U.	19	18	
															289	H	Southern U.	2	13	
															289	H	Southern U.	10	6	
															289	N	Southern U.	7	8	
															294	A	Prairie View	7	8	
															294	A	Prairie View	2	12	
															294	A	Prairie View	18	11	

Non-Div. I Games:

Wiley

15 5

Texas Col.

11 3

Wiley

6 5

Grambling

RPI	S	Opponent	Score	
294	H	Prairie View	10	4
294	H	Prairie View	6	3
294	H	Prairie View	4	6

Grambl i ng

G
r
a
m
b
l
i
n
g

G
r
a
m
b
l
i
n
g

[illegible]

Non-Div. I Games:

Bowling Green

Bowl i ng Green

Average RPI Win:	238	WON-LOST RECORD	WINNING PCT. RANK	LAST 10 GAMES	STRENGTH OF SCHEDULE	OPP. STRENGTH OF SCHEDULE	TEAM RPI	ADJ RPI	CONF. RPI	ADJ CONF. RPI	
Average RPI Loss:	145										
DIV. I ONLY	8-32-0	.2	293	2-8-0	154	264	280	.4161	280	12	12
DIV. I NON-CONF.	8-20-0	.28571	251	2-2-0	243	287	277	.41548	277	11	11
<hr/>											
TOTALS	RPI 1-25	RPI 26-50		W-L RECORDS	RPI 51-100		RPI 101-150		RPI 150+		
8-32-0	0-0-0	0-4-0		OVERALL	1-7-0		0-6-0		7-15-0		
2-16-0	0-0-0	0-3-0		HOME	1-4-0		0-3-0		1-6-0		
5-11-0	0-0-0	0-0-0		AWAY	0-3-0		0-3-0		5-5-0		
1-5-0	0-0-0	0-1-0		NEUTRAL	0-0-0		0-0-0		1-4-0		
<hr/>											
8-20-0	0-0-0	0-1-0		NON-CONFERENCE	1-4-0		0-3-0		7-12-0		
2-10-0	0-0-0	0-0-0		HOME	1-4-0		0-0-0		1-6-0		
5-5-0	0-0-0	0-0-		AWAY	0-0-0		0-3-0		5-2-0		
1-5-0	0-0-0	0-1-0		NEUTRAL	0-0-0		0-0-0		1-4-0		
<hr/>											
0-12-0	0-0-0	0-3-0		CONFERENCE	0-3-0		0-3-0		0-3-0		
0-6-0	0-0-0	0-3-0		HOME	0-0-0		0-3-0		0-0-0		
0-6-0	0-0-0	0-0-0		AWAY	0-3-0		0-0-0		0-3-0		
0-0-0	0-0-0	0-0-0		NEUTRAL	0-0-0		0-0-0		0-0-0		
<hr/>											
RPI	S	Opponent	Score	RPI	S	Opponent	Score	RPI	S	Opponent	Score
				26	N	Northeastern	0 1	74	H	Wagner	4 8
				35	H	St. John's (NY)	2 8	74	H	Wagner	7 8
				35	H	St. John's (NY)	3 6	74	H	Wagner	2 7
				35	H	St. John's (NY)	1 6	74	H	Wagner	5 6
								84	A	Seton Hall	2 8
								84	A	Seton Hall	1 2
								84	A	Seton Hall	2 11
								93	H	Army West Point	12 4

Non-Div. I Games:

Villanova

Average RPI Win: 251		WON-LOST RECORD		WINNING PCT. RANK		LAST 10 GAMES		STRENGTH OF SCHEDULE		OPP. STRENGTH OF SCHEDULE		TEAM RPI		ADJ RPI		CONF. RPI		ADJ CONF. RPI	
DIV. I ONLY		14-34-0		.29167	271	0-3-0		270		246		281		.41231	281	20		20	
DIV. I NON-CONF.		10-20-0		.33333	236	0-1-0		291		276		283		.40569	282	22		22	
TOTALS		RPI 1-25		RPI 26-50		W-L RECORDS		RPI 51-100		RPI 101-150		RPI 150+							
14-34-0		0-0-0		0-3-0		OVERALL		0-4-0		1-11-0		13-16-0							
6-10-0		0-0-0		0-0-0		HOME		0-1-0		1-5-0		5-4-0							
8-23-0		0-0-0		0-3-0		AWAY		0-3-0		0-6-0		8-11-0							
0-1-0		0-0-0		0-0-0		NEUTRAL		0-0-0		0-0-0		0-1-0							
10-20-0		0-0-0		0-3-0		NON-CONFERENCE		0-1-0		0-3-0		10-13-0							
4-3-0		0-0-0		0-0-0		HOME		0-1-0		0-0-0		4-2-0							
6-16-0		0-0-0		0-0-		AWAY		0-0-0		0-3-0		6-10-0							
0-1-0		0-0-0		0-0-0		NEUTRAL		0-0-0		0-0-0		0-1-0							
4-14-0		0-0-0		0-0-0		CONFERENCE		0-3-0		1-8-0		3-3-0							
2-7-0		0-0-0		0-0-0		HOME		0-0-0		1-5-0		1-2-0							
2-7-0		0-0-0		0-0-0		AWAY		0-3-0		0-3-0		2-1-0							
0-0-0		0-0-0		0-0-0		NEUTRAL		0-0-0		0-0-0		0-0-0							
RPI	S	Opponent	Score	RPI	S	Opponent	Score	RPI	S	Opponent	Score	RPI	S	Opponent	Score				
				32	A	Missouri	5 8	74	H	Wagner	3 15	116	H	Fordham	8 12				
				32	A	Missouri	1 7	82	A	Rhode Island	1 2	116	H	Fordham	3 4				
				32	A	Missouri	0 7	82	A	Rhode Island	1 7	116	H	Fordham	6 5				
								82	A	Rhode Island	5 10	125	A	George Washington	6 11				
												125	A	George Washington	2 8				
												125	A	George Washington	4 5				
												126	H	Saint Louis	0 5				
												126	H	Saint Louis	1 11				
												126	H	Saint Louis	1 15				
												147	A	Kansas St.	10 11				
												147	A	Kansas St.	3 9				
												147	A	Kansas St.	1 5				
												151	A	Rutgers	3 11				
												151	A	Rutgers	1 0				
												151	A	Rutgers	1 11				
												171	A	Georgetown	5 8				
												174	H	Del aware	3 7				
												192	H	Manhattan	6 11				
												221	H	Sai nt Joseph' s	1 5				
												221	H	Sai nt Joseph' s	3 12				
												221	H	Sai nt Joseph' s	10 2				
												224	A	LIU Brookl yn	6 12				
												252	H	Sacred Heart	2 0				
												253	A	The Ci tadel	6 4				
												253	A	The Ci tadel	7 8				
												253	A	The Ci tadel	6 7				
												259	A	Massachusetts	5 4				
												259	A	Massachusetts	2 3				
												259	A	Massachusetts	4 3				
												275	A	Penn	7 17				
												276	A	Presbyteri an	16 7				
												276	A	Presbyteri an	5 4				
												276	A	Presbyteri an	3 7				
												276	A	Presbyteri an	4 13				
LAST 10 GAMES																			
				171	A	Georgetown	5 8	280	A	Vi l lanova	2 5								
				82	A	Rhode Island	1 7	126	H	Sai nt Loui s	1 11								
				82	A	Rhode Island	1 2	126	H	Sai nt Loui s	1 15								
				82	A	Rhode Island	5 10	126	H	Sai nt Loui s	0 5								
				224	A	LIU Brookl yn	6 12	296	H	UMES	6 1								

Non-Div. I Games:

La Salle

La Salle

Average RPI Win:		216	WON-LOST RECORD		WINNING PCT. RANK		LAST 10 GAMES		STRENGTH OF SCHEDULE		OPP. STRENGTH OF SCHEDULE		TEAM RPI		ADJ RPI		CONF. RPI		ADJ CONF. RPI	
DIV. I ONLY		9-28-0		.24324 284		2-8-0		239		274		282		.4096 282		20		20		
DIV. I NON-CONF.		4-17-0		.19048 276		0-4-0		241		295		287		.39528 287		22		22		
TOTALS		RPI 1-25		RPI 26-50		W-L RECORDS		RPI 51-100		RPI 101-150		RPI 150+								
9-28-0		0-0-0		0-0-0		OVERALL		0-0-0		2-4-0		7-24-0								
2-9-0		0-0-0		0-0-0		HOME		0-0-0		2-4-0		0-5-0								
5-13-0		0-0-0		0-0-0		AWAY		0-0-0		0-0-0		5-12-0								
2-6-0		0-0-0		0-0-0		NEUTRAL		0-0-0		0-0-0		2-6-0								
4-17-0		0-0-0		0-0-0		NON-CONFERENCE		0-0-0		0-0-0		4-17-0								
0-4-0		0-0-0		0-0-0		HOME		0-0-0		0-0-0		0-4-0								
2-7-0		0-0-0		0-0-		AWAY		0-0-0		0-0-0		2-7-0								
2-6-0		0-0-0		0-0-0		NEUTRAL		0-0-0		0-0-0		2-6-0								
5-11-0		0-0-0		0-0-0		CONFERENCE		0-0-0		2-4-0		3-7-0								
2-5-0		0-0-0		0-0-0		HOME		0-0-0		2-4-0		0-1-0								
3-6-0		0-0-0		0-0-0		AWAY		0-0-0		0-0-0		3-6-0								
0-0-0		0-0-0		0-0-0		NEUTRAL		0-0-0		0-0-0		0-0-0								
RPI	S	Opponent	Score	RPI	S	Opponent	Score	RPI	S	Opponent	Score	RPI	S	Opponent	Score					
										125	H	George Washington	2	5						
										125	H	George Washington	8	5						
										125	H	George Washington	4	11						
										144	H	VCU	3	2						
										144	H	VCU	4	11						
										144	H	VCU	2	8						
										151	N	Rutgers	4	13						
										162	A	James Madison	3	14						
										162	A	James Madison	5	9						
										162	A	James Madison	1	0						
										189	A	Cani si us	0	11						
										189	H	Cani si us	5	6						
										189	H	Cani si us	8	15						
										201	A	George Mason	0	4						
										201	A	George Mason	6	7						
										201	A	George Mason	0	6						
										213	H	Binghamton	3	4						
										217	N	Western Mich.	4	8						
										217	N	Western Mich.	2	9						
										217	N	Western Mich.	0	1						
										221	H	Saint Joseph's	3	4						
										228	A	Dayton	4	7						
										228	A	Dayton	0	12						
										228	A	Dayton	2	0						
										244	A	N. C. A&T	3	4						
										244	A	N. C. A&T	4	5						
										244	A	N. C. A&T	8	7						
										255	A	Niagara	3	9						
										255	A	Niagara	1	10						
										255	H	Niagara	9	11						
										258	N	Chicago St.	5	9						
										259	A	Massachusetts	3	5						
										259	A	Massachusetts	7	5						
										259	A	Massachusetts	6	5						
				LAST 10 GAMES																
				189	H	Cani si us	5 6	125	H	George Washi ngton	8 5									
				189	H	Cani si us	8 15	125	H	George Washi ngton	2 5									
				189	A	Cani si us	0 11	228	A	Dayton	0 12									
				213	H	Bi nghamton	3 4	228	A	Dayton	2 0									
				125	H	George Washi ngton	4 11	228	A	Dayton	4 7									

Non-Div. I Games:

St. Bonaventure

St. Bonaventure

Average RPI Win: 233		WON-LOST RECORD		WINNING PCT. RANK		LAST 10 GAMES		STRENGTH OF SCHEDULE		OPP. STRENGTH OF SCHEDULE		TEAM RPI		ADJ RPI		CONF. RPI		ADJ CONF. RPI	
DIV. I ONLY		12-25-0		.32432 259		6-4-0		275		269		283		.40519 283		29		29	
DIV. I NON-CONF.		2-15-0		.11765 287		1-0-0		282		159		293		.36934 293		29		29	
TOTALS		RPI 1-25		RPI 26-50		W-L RECORDS		RPI 51-100		RPI 101-150		RPI 150+							
12-25-0		0-0-0		0-1-0		OVERALL		0-5-0		2-7-0		10-12-0							
8-6-0		0-0-0		0-0-0		HOME		0-2-0		2-1-0		6-3-0							
2-16-0		0-0-0		0-1-0		AWAY		0-3-0		0-6-0		2-6-0							
2-3-0		0-0-0		0-0-0		NEUTRAL		0-0-0		0-0-0		2-3-0							
2-15-0		0-0-0		0-1-0		NON-CONFERENCE		0-5-0		0-3-0		2-6-0							
1-2-0		0-0-0		0-0-0		HOME		0-2-0		0-0-0		1-0-0							
1-11-0		0-0-0		0-0-		AWAY		0-3-0		0-3-0		1-4-0							
0-2-0		0-0-0		0-0-0		NEUTRAL		0-0-0		0-0-0		0-2-0							
10-10-0		0-0-0		0-0-0		CONFERENCE		0-0-0		2-4-0		8-6-0							
7-4-0		0-0-0		0-0-0		HOME		0-0-0		2-1-0		5-3-0							
1-5-0		0-0-0		0-0-0		AWAY		0-0-0		0-3-0		1-2-0							
2-1-0		0-0-0		0-0-0		NEUTRAL		0-0-0		0-0-0		2-1-0							
RPI	S	Opponent	Score	RPI	S	Opponent	Score	RPI	S	Opponent	Score	RPI	S	Opponent	Score				
				28	A	Indiana	1 11	65	A	Indiana St.	4 5	132	A	Oral Roberts	1 3				
								65	A	Indiana St.	0 2	132	A	Oral Roberts	2 19				
								68	A	Bradley	2 9	132	A	Oral Roberts	1 3				
								68	H	Bradley	7 14	132	H	Oral Roberts	4 5				
								94	H	Illinois St.	4 8	132	H	Oral Roberts	8 2				
												132	H	Oral Roberts	1 0				
												150	A	Middle Tenn.	0 2				
												150	A	Middle Tenn.	7 11				
												150	A	Middle Tenn.	3 9				
												204	A	SIUE	4 3				
												204	H	SIUE	8 2				
												230	H	South Dakota St.	3 6				
												239	H	North Dakota St.	6 3				
												239	H	North Dakota St.	2 0				
												239	H	North Dakota St.	1 2				
												239	N	North Dakota St.	4 0				
												239	N	North Dakota St.	1 3				
												239	N	North Dakota St.	7 2				
												250	A	Murray St.	3 4				
												250	N	Murray St.	4 5				
												250	N	Murray St.	5 11				
												270	A	Evansville	0 4				
												270	A	Evansville	0 8				
												270	A	Evansville	3 6				
												284	H	Omaha	5 8				
												293	A	Fort Wayne	9 3				
												293	A	Fort Wayne	1 3				
												293	A	Fort Wayne	1 6				
												293	H	Fort Wayne	6 3				
												293	H	Fort Wayne	11 1				
												293	H	Fort Wayne	8 5				
LAST 10 GAMES																			
				293	H	Fort Wayne	8 5	132	A	Oral Roberts	2 19								
				293	H	Fort Wayne	11 1	204	H	SIUE	8 2								
				293	H	Fort Wayne	6 3	239	N	North Dakota St.	4 0								
				132	A	Oral Roberts	1 3	239	N	North Dakota St.	1 3								
				132	A	Oral Roberts	1 3	239	N	North Dakota St.	7 2								

Non-Div. I Games: Maryville (MO) 4 3

Western Ill.

Average RPI Win: 230		WON-LOST RECORD		WINNING PCT. RANK		LAST 10 GAMES		STRENGTH OF SCHEDULE		OPP. STRENGTH OF SCHEDULE		TEAM RPI		ADJ RPI		CONF. RPI		ADJ CONF. RPI	
DIV. I ONLY		14-28-0		.33333 249		1-9-0		289		253		284		.40352 284		29		29	
DIV. I NON-CONF.		5-16-0		.2381 258		0-1-0		254		148		273		.42288 273		29		29	
TOTALS		RPI 1-25		RPI 26-50		W-L RECORDS		RPI 51-100		RPI 101-150		RPI 150+							
14-28-0		0-1-0		0-3-0		OVERALL		0-4-0		3-3-0		11-17-0							
7-6-0		0-0-0		0-0-0		HOME		0-1-0		2-2-0		5-3-0							
3-19-0		0-1-0		0-3-0		AWAY		0-3-0		1-1-0		2-11-0							
4-3-0		0-0-0		0-0-0		NEUTRAL		0-0-0		0-0-0		4-3-0							
5-16-0		0-1-0		0-3-0		NON-CONFERENCE		0-4-0		1-2-0		4-6-0							
0-2-0		0-0-0		0-0-0		HOME		0-1-0		0-1-0		0-0-0							
1-11-0		0-1-0		0-0-		AWAY		0-3-0		1-1-0		0-3-0							
4-3-0		0-0-0		0-0-0		NEUTRAL		0-0-0		0-0-0		4-3-0							
9-12-0		0-0-0		0-0-0		CONFERENCE		0-0-0		2-1-0		7-11-0							
7-4-0		0-0-0		0-0-0		HOME		0-0-0		2-1-0		5-3-0							
2-8-0		0-0-0		0-0-0		AWAY		0-0-0		0-0-0		2-8-0							
0-0-0		0-0-0		0-0-0		NEUTRAL		0-0-0		0-0-0		0-0-0							
RPI S	Opponent	Score		RPI S	Opponent	Score		RPI S	Opponent	Score		RPI S	Opponent	Score					
14 A	Minnesota	3	5	27 A	Wichita St.	3	4	55 A	Creighton	2	9	111 A	Nebraska	8	7				
				27 A	Wichita St.	0	3	100 A	Kansas	2	6	132 H	Oral Roberts	8	2				
				27 A	Wichita St.	2	6	100 A	Kansas	6	8	132 H	Oral Roberts	4	3				
								100 H	Kansas	5	9	132 H	Oral Roberts	8	16				
												147 A	Kansas St.	0	3				
												147 H	Kansas St.	5	6				
												193 A	BYU	3	13				
												193 A	BYU	1	8				
												193 A	BYU	4	6				
												230 A	South Dakota St.	4	14				
												230 A	South Dakota St.	6	8				
												230 A	South Dakota St.	4	5				
												230 H	South Dakota St.	5	3				
												230 H	South Dakota St.	2	6				
												230 H	South Dakota St.	8	5				
												231 N	Northwestern	10	5				
												231 N	Northwestern	14	8				
												231 N	Northwestern	1	3				
												239 A	North Dakota St.	0	10				
												239 A	North Dakota St.	1	9				
												239 A	North Dakota St.	13	2				
												239 H	North Dakota St.	0	2				
												239 H	North Dakota St.	1	2				
												264 N	Ohi o	4	0				
												264 N	Ohi o	2	5				
												264 N	Ohi o	1	4				
												264 N	Ohi o	6	5				
												283 A	Western Ill.	8	5				
												293 A	Fort Wayne	2	11				
												293 A	Fort Wayne	0	11				
												293 A	Fort Wayne	0	5				
												293 H	Fort Wayne	12	8				
												293 H	Fort Wayne	7	0				
												293 H	Fort Wayne	15	0				

Non-Div. I Games:

Omaha

Average RPI Win: 275		WON-LOST	WINNING	LAST 10	STRENGTH OF		OPP. STRENGTH	TEAM	ADJ		CONF.	ADJ CONF.
Average RPI Loss: 174		RECORD	PCT. RANK	GAMES	SCHEDULE		OF SCHEDULE	RPI	RPI		RPI	RPI
DIV. I ONLY		12-35-0	.25532	280	5-5-0		234	286	285		.39912	285
DIV. I NON-CONF.		3-20-0	.13043	286	0-4-0		97	260	281		.40658	281
TOTALS		RPI 1-25	RPI 26-50		W-L RECORDS		RPI 51-100		RPI 101-150		RPI 150+	
12-35-0		0-3-0	0-3-0		OVERALL		0-2-0		0-6-0		12-21-0	
9-12-0		0-2-0	0-0-0		HOME		0-0-0		0-3-0		9-7-0	
3-23-0		0-1-0	0-3-0		AWAY		0-2-0		0-3-0		3-14-0	
0-0-0		0-0-0	0-0-0		NEUTRAL		0-0-0		0-0-0		0-0-0	
3-20-0		0-3-0	0-3-0		NON-CONFERENCE		0-2-0		0-6-0		3-6-0	
3-6-0		0-2-0	0-0-0		HOME		0-0-0		0-3-0		3-1-0	
0-14-0		0-1-0	0-0-		AWAY		0-2-0		0-3-0		0-5-0	
0-0-0		0-0-0	0-0-0		NEUTRAL		0-0-0		0-0-0		0-0-0	
9-15-0		0-0-0	0-0-0		CONFERENCE		0-0-0		0-0-0		9-15-0	
6-6-0		0-0-0	0-0-0		HOME		0-0-0		0-0-0		6-6-0	
3-9-0		0-0-0	0-0-0		AWAY		0-0-0		0-0-0		3-9-0	
0-0-0		0-0-0	0-0-0		NEUTRAL		0-0-0		0-0-0		0-0-0	
RPI S	Opponent	Score	RPI S	Opponent	Score	RPI S	Opponent	Score	RPI S	Opponent	Score	
6 A	Auburn	5 19	32 A	Missouri	3 7	80 A	Al abama	0 14	105 A	Samford	2 9	
23 H	Tennessee Tech	8 12	32 A	Missouri	0 14	80 A	Al abama	0 15	105 A	Samford	2 3	
23 H	Tennessee Tech	0 17	44 A	Troy	2 10				105 A	Samford	2 6	
									141 H	Morehead St.	0 5	
									141 H	Morehead St.	0 5	
									141 H	Morehead St.	1 7	
									185 A	UAB	3 6	
									206 A	Jackson St.	7 10	
									206 A	Jackson St.	6 16	
									206 A	Jackson St.	2 13	
									206 H	Jackson St.	0 8	
									206 H	Jackson St.	4 8	
									206 H	Jackson St.	0 11	
									226 A	Al abama St.	5 15	
									226 A	Al abama St.	11 12	
									226 A	Al abama St.	4 12	
									226 H	Al abama St.	3 0	
									226 H	Al abama St.	4 5	
									226 H	Al abama St.	7 6	
									244 A	N. C. A&T	1 13	
									244 A	N. C. A&T	4 5	
									244 A	N. C. A&T	5 15	
									250 A	Murray St.	5 13	
									250 H	Murray St.	4 1	
									287 A	Al corn	12 7	
									287 A	Al corn	8 4	
									287 A	Al corn	3 4	
									287 H	Al corn	4 5	
									287 H	Al corn	4 15	
									287 H	Al corn	11 1	
									288 A	Mi ssi ssi ppi Val .	7 12	
									288 A	Mi ssi ssi ppi Val .	5 10	
									288 A	Mi ssi ssi ppi Val .	8 6	
									288 H	Mi ssi ssi ppi Val .	12 2	
Non-Div. I Games:			North Ala.		5	10	North Ala.		10	13		

RPI	S	Opponent	Score	
288	H	Mi ssi ssi ppi Val .	7	2
288	H	Mi ssi ssi ppi Val .	15	5
293	H	Fort Wayne	4	7
293	H	Fort Wayne	8	7
293	H	Fort Wayne	5	2

Al abama A&M

A
l
a
b
a
m
a
A
&
M

A
l
a
b
a
m
a
A
&
M

Ri der

Average RPI Win:		251	WON-LOST RECORD		WINNING PCT. RANK		LAST 10 GAMES		STRENGTH OF SCHEDULE		OPP. STRENGTH OF SCHEDULE		TEAM RPI		ADJ RPI		CONF. RPI		ADJ CONF. RPI	
DIV. I ONLY			11-30-0		.26829 278		2-8-0		266		288		286		.39819 286		28		28	
DIV. I NON-CONF.			5-19-0		.20833 272		0-2-0		192		296		274		.41886 274		27		27	
TOTALS		RPI 1-25		RPI 26-50		W-L RECORDS		RPI 51-100		RPI 101-150		RPI 150+								
11-30-0		0-0-0		0-0-0		OVERALL		0-2-0		1-7-0		10-21-0								
5-6-0		0-0-0		0-0-0		HOME		0-1-0		0-0-0		5-5-0								
4-21-0		0-0-0		0-0-0		AWAY		0-1-0		1-7-0		3-13-0								
2-3-0		0-0-0		0-0-0		NEUTRAL		0-0-0		0-0-0		2-3-0								
5-19-0		0-0-0		0-0-0		NON-CONFERENCE		0-2-0		1-7-0		4-10-0								
0-3-0		0-0-0		0-0-0		HOME		0-1-0		0-0-0		0-2-0								
3-13-0		0-0-0		0-0-		AWAY		0-1-0		1-7-0		2-5-0								
2-3-0		0-0-0		0-0-0		NEUTRAL		0-0-0		0-0-0		2-3-0								
6-11-0		0-0-0		0-0-0		CONFERENCE		0-0-0		0-0-0		6-11-0								
5-3-0		0-0-0		0-0-0		HOME		0-0-0		0-0-0		5-3-0								
1-8-0		0-0-0		0-0-0		AWAY		0-0-0		0-0-0		1-8-0								
0-0-0		0-0-0		0-0-0		NEUTRAL		0-0-0		0-0-0		0-0-0								
RPI	S	Opponent	Score	RPI	S	Opponent	Score	RPI	S	Opponent	Score	RPI	S	Opponent	Score					
								74	H	Wagner	3 4	121	A	El on	2 13					
								84	A	Seton Hall I	3 5	121	A	El on	1 21					
												121	A	El on	4 13					
												128	A	Campbel I	13 4					
												128	A	Campbel I	0 9					
												130	A	Navy	3 4					
												130	A	Navy	3 5					
												130	A	Navy	4 10					
												167	A	Mi ami (OH)	0 6					
												167	A	Mi ami (OH)	1 2					
												167	A	Mi ami (OH)	1 5					
												189	H	Canis si us	13 12					
												189	H	Canis si us	2 5					
												189	H	Canis si us	3 7					
												192	A	Manhattan	8 4					
												192	A	Manhattan	2 12					
												192	A	Manhattan	2 3					
												203	H	Lehi gh	3 5					
												214	A	Fai rfi el d	4 13					
												214	A	Fai rfi el d	1 15					
												214	A	Fai rfi el d	4 5					
												221	A	Sai nt Joseph' s	3 4					
												223	A	Si ena	2 4					
												223	A	Si ena	1 11					
												223	A	Si ena	2 3					
												245	H	I ona	9 3					
												245	H	I ona	0 12					
												248	N	Lafayette	8 9					
												264	N	Ohi o	5 6					
												264	N	Ohi o	2 10					
												264	N	Ohi o	6 4					
												264	N	Ohi o	6 5					
												281	H	La Sal le	7 8					
												295	H	Sai nt Peter' s	9 2					
				LAST 10 GAMES																
				84	A	Seton Hall I	3 5	189	H	Canis si us	13 12									
				223	A	Si ena	1 11	189	H	Canis si us	3 7									
				223	A	Si ena	2 3	221	A	Sai nt Joseph' s	3 4									
				223	A	Si ena	2 4	192	A	Manhattan	2 3									
				189	H	Canis si us	2 5	192	A	Manhattan	8 4									

Non-Div. I Games:

Ri der

RPI	S	Opponent	Score	
295	H	Saint Peter's	17	7
295	H	Saint Peter's	13	7
297	A	Del aware St.	3	1
297	A	Del aware St.	8	6
297	A	Del aware St.	3	4

Ri der

R
i
d
e
r

R
i
d
e
r

Average RPI Win: 272		WON-LOST	WINNING	LAST 10	STRENGTH OF	OPP. STRENGTH	TEAM	ADJ	CONF.	ADJ CONF.					
Average RPI Loss: 218		RECORD	PCT. RANK	GAMES	SCHEDULE	OF SCHEDULE	RPI	RPI	RPI	RPI					
DIV. I ONLY		11-33-0	.25	281	4-6-0	274	292	287	.39026	287	30	30			
DIV. I NON-CONF.		2-11-0	.15385	282	0-0-0	104	268	249	.44275	250	30	30			
<hr/>															
TOTALS		RPI 1-25		RPI 26-50		W-L RECORDS		RPI 51-100		RPI 101-150		RPI 150+			
11-33-0		0-0-0		0-1-0		OVERALL		0-3-0		0-0-0		11-29-0			
3-10-0		0-0-0		0-0-0		HOME		0-0-0		0-0-0		3-10-0			
6-22-0		0-0-0		0-1-0		AWAY		0-3-0		0-0-0		6-18-0			
2-1-0		0-0-0		0-0-0		NEUTRAL		0-0-0		0-0-0		2-1-0			
2-11-0		0-0-0		0-1-0		NON-CONFERENCE		0-3-0		0-0-0		2-7-0			
0-0-0		0-0-0		0-0-0		HOME		0-0-0		0-0-0		0-0-0			
2-11-0		0-0-0		0-0-		AWAY		0-3-0		0-0-0		2-7-0			
0-0-0		0-0-0		0-0-0		NEUTRAL		0-0-0		0-0-0		0-0-0			
9-22-0		0-0-0		0-0-0		CONFERENCE		0-0-0		0-0-0		9-22-0			
3-10-0		0-0-0		0-0-0		HOME		0-0-0		0-0-0		3-10-0			
4-11-0		0-0-0		0-0-0		AWAY		0-0-0		0-0-0		4-11-0			
2-1-0		0-0-0		0-0-0		NEUTRAL		0-0-0		0-0-0		2-1-0			
RPI	S	Opponent	Score	RPI	S	Opponent	Score	RPI	S	Opponent	Score				
				38	A	Mississippi St.	1 17	80	A	Alabama	0 3				
								98	A	Southeastern La.	1 7				
								98	A	Southeastern La.	1 9				
										163	A	Seattle U	0 13		
										163	A	Seattle U	6 13		
										163	A	Seattle U	1 11		
										200	A	Nicholls St.	0 18		
										200	A	Nicholls St.	6 13		
										206	A	Jackson St.	4 7		
										206	A	Jackson St.	10 3		
										206	A	Jackson St.	3 7		
										206	H	Jackson St.	10 17		
										206	H	Jackson St.	2 9		
										206	H	Jackson St.	8 13		
										226	A	Alabama St.	0 12		
										226	A	Alabama St.	0 5		
										226	A	Alabama St.	1 6		
										226	H	Alabama St.	5 17		
										226	H	Alabama St.	3 16		
										226	H	Alabama St.	5 6		
										249	A	Florida A&M	3 11		
										249	A	Florida A&M	7 2		
										249	A	Florida A&M	8 5		
										249	A	Florida A&M	4 21		
										271	N	Ark. -Pine Bluff	5 4		
										278	A	Grambling	7 8		
										278	A	Grambling	5 12		
										278	H	Grambling	2 15		
										278	N	Grambling	5 6		
				LAST 10 GAMES						285	A	Alabama A&M	5 4		
				285	H	Alabama A&M	7 12	206	A	Jackson St.	10 3	285	A	Alabama A&M	15 4
				285	H	Alabama A&M	4 8	278	H	Grambling	2 15	285	A	Alabama A&M	1 11
				285	H	Alabama A&M	4 3	288	H	Mississippi Val.	11 10	285	H	Alabama A&M	4 8
				206	A	Jackson St.	4 7	288	H	Mississippi Val.	0 5	285	H	Alabama A&M	7 12
				206	A	Jackson St.	3 7	288	H	Mississippi Val.	11 4	285	H	Alabama A&M	4 3
										288	A	Mississippi Val.	10 2		
										288	A	Mississippi Val.	5 6		

Non-Div. I Games: Tougaloo 1 9 Tougaloo 10 6

Al corn

RPI	S	Opponent	Score	
288	A	Mi ssi ssi ppi Val .	5	9
288	H	Mi ssi ssi ppi Val .	11	10
288	H	Mi ssi ssi ppi Val .	0	5
288	H	Mi ssi ssi ppi Val .	11	4
289	A	Southern U.	1	6
294	N	Prai rie View	8	4

Al corn

A
l
c
o
r
n

A
l
c
o
r
n

Average RPI Win: 253		WON-LOST	WINNING	LAST 10	STRENGTH OF		OPP. STRENGTH	TEAM	ADJ	CONF.	ADJ CONF.
Average RPI Loss: 216		RECORD	PCT. RANK	GAMES	SCHEDULE		OF SCHEDULE	RPI	RPI	RPI	RPI
DIV. I ONLY		9-31-0	.225	287	0-10-0		268	287	288	.38146	288
DIV. I NON-CONF.		0-16-0	0	294	0-3-0		245	273	296	.34461	296
TOTALS		RPI 1-25	RPI 26-50		W-L RECORDS		RPI 51-100		RPI 101-150		RPI 150+
9-31-0		0-0-0	0-0-0		OVERALL		0-0-0		0-7-0		9-24-0
6-8-0		0-0-0	0-0-0		HOME		0-0-0		0-0-0		6-8-0
3-23-0		0-0-0	0-0-0		AWAY		0-0-0		0-7-0		3-16-0
0-0-0		0-0-0	0-0-0		NEUTRAL		0-0-0		0-0-0		0-0-0
0-16-0		0-0-0	0-0-0		NON-CONFERENCE		0-0-0		0-7-0		0-9-0
0-2-0		0-0-0	0-0-0		HOME		0-0-0		0-0-0		0-2-0
0-14-0		0-0-0	0-0-		AWAY		0-0-0		0-7-0		0-7-0
0-0-0		0-0-0	0-0-0		NEUTRAL		0-0-0		0-0-0		0-0-0
9-15-0		0-0-0	0-0-0		CONFERENCE		0-0-0		0-0-0		9-15-0
6-6-0		0-0-0	0-0-0		HOME		0-0-0		0-0-0		6-6-0
3-9-0		0-0-0	0-0-0		AWAY		0-0-0		0-0-0		3-9-0
0-0-0		0-0-0	0-0-0		NEUTRAL		0-0-0		0-0-0		0-0-0
RPI	S	Opponent	Score	RPI	S	Opponent	Score	RPI	S	Opponent	Score
								112	A	New Mexico St.	0 39
								112	A	New Mexico St.	0 20
								112	A	New Mexico St.	4 15
								122	A	Central Ark.	2 27
								122	A	Central Ark.	4 19
								129	A	Northwestern St.	0 34
								129	A	Northwestern St.	0 21
								182	A	Arkansas St.	0 9
								184	A	Memphis	0 14
								200	A	Nicholls St.	3 4
								206	A	Jackson St.	5 9
								206	A	Jackson St.	2 1
								206	A	Jackson St.	4 16
								206	H	Jackson St.	6 18
								206	H	Jackson St.	11 7
								206	H	Jackson St.	3 2
								226	A	Alabama St.	10 7
								226	A	Alabama St.	0 2
								226	A	Alabama St.	1 5
								226	H	Alabama St.	1 9
								226	H	Alabama St.	7 8
								226	H	Alabama St.	5 6
								242	H	Eastern Ill.	0 6
								242	H	Eastern Ill.	6 11
								267	A	Abilene Christian	6 15
								267	A	Abilene Christian	3 11
								267	A	Abilene Christian	7 8
								267	A	Abilene Christian	4 15
								285	A	Alabama A&M	2 7
								285	A	Alabama A&M	2 7
								285	A	Alabama A&M	5 15
								285	A	Alabama A&M	2 12
								285	H	Alabama A&M	12 7
								285	H	Alabama A&M	10 5
								285	H	Alabama A&M	6 8
Non-Div. I Games: Stillman				15	4	Delta St.		6	5	Delta St.	

RPI	S	Opponent	Score	
287	A	Al corn	5	0
287	A	Al corn	4	11
287	A	Al corn	10	11
287	H	Al corn	2	10
287	H	Al corn	9	5
287	H	Al corn	6	5

Mississippi Val .

Mississippi Val .

Mississippi Val .

Average RPI Win:	272	WON-LOST RECORD	WINNING PCT. RANK	LAST 10 GAMES	STRENGTH OF SCHEDULE	OPP. STRENGTH OF SCHEDULE	TEAM RPI	ADJ RPI	CONF. RPI	ADJ CONF. RPI		
DIV. I ONLY		9-32-0	.21951	289	2-8-0	273	293	289	.37777	289	30	30
DIV. I NON-CONF.		0-13-0	0	294	0-2-0	175	171	292	.37186	292	30	30
<hr/>												
TOTALS	RPI 1-25	RPI 26-50		W-L RECORDS		RPI 51-100		RPI 101-150		RPI 150+		
9-32-0	0-0-0	0-3-0		OVERALL		0-1-0		0-1-0		9-27-0		
4-10-0	0-0-0	0-0-0		HOME		0-0-0		0-0-0		4-10-0		
4-19-0	0-0-0	0-3-0		AWAY		0-1-0		0-0-0		4-15-0		
1-3-0	0-0-0	0-0-0		NEUTRAL		0-0-0		0-1-0		1-2-0		
0-13-0	0-0-0	0-3-0		NON-CONFERENCE		0-1-0		0-1-0		0-8-0		
0-3-0	0-0-0	0-0-0		HOME		0-0-0		0-0-0		0-3-0		
0-7-0	0-0-0	0-0-		AWAY		0-1-0		0-0-0		0-3-0		
0-3-0	0-0-0	0-0-0		NEUTRAL		0-0-0		0-1-0		0-2-0		
9-19-0	0-0-0	0-0-0		CONFERENCE		0-0-0		0-0-0		9-19-0		
4-7-0	0-0-0	0-0-0		HOME		0-0-0		0-0-0		4-7-0		
4-12-0	0-0-0	0-0-0		AWAY		0-0-0		0-0-0		4-12-0		
1-0-0	0-0-0	0-0-0		NEUTRAL		0-0-0		0-0-0		1-0-0		
RPI	S	Opponent	Score	RPI	S	Opponent	Score	RPI	S	Opponent	Score	
				34	A	Southern Miss.	1 12					
				38	A	Mississippi St.	0 5					
				43	A	DBU	3 10					

Non-Div. I Games:

Southern U.

Southern U.

S
o
u
t
h
e
r
n
U
.

Southern U.

Average RPI Win:		287	WON-LOST RECORD		WINNING PCT. RANK		LAST 10 GAMES		STRENGTH OF SCHEDULE		OPP. STRENGTH OF SCHEDULE		TEAM RPI		ADJ RPI		CONF. RPI		ADJ CONF. RPI	
DIV. I ONLY			10-32-0		.2381 285		1-9-0		291		290		290		.37383 290		26		26	
DIV. I NON-CONF.			9-11-0		.45 179		1-0-0		297		297		285		.39996 284		28		28	
TOTALS		RPI 1-25		RPI 26-50		W-L RECORDS		RPI 51-100		RPI 101-150		RPI 150+								
10-32-0		0-0-0		0-0-0		OVERALL		0-10-0		0-1-0		10-21-0								
1-13-0		0-0-0		0-0-0		HOME		0-4-0		0-0-0		1-9-0								
6-17-0		0-0-0		0-0-0		AWAY		0-6-0		0-1-0		6-10-0								
3-2-0		0-0-0		0-0-0		NEUTRAL		0-0-0		0-0-0		3-2-0								
9-11-0		0-0-0		0-0-0		NON-CONFERENCE		0-2-0		0-1-0		9-8-0								
1-2-0		0-0-0		0-0-0		HOME		0-0-0		0-0-0		1-2-0								
5-7-0		0-0-0		0-0-		AWAY		0-2-0		0-1-0		5-4-0								
3-2-0		0-0-0		0-0-0		NEUTRAL		0-0-0		0-0-0		3-2-0								
1-21-0		0-0-0		0-0-0		CONFERENCE		0-8-0		0-0-0		1-13-0								
0-11-0		0-0-0		0-0-0		HOME		0-4-0		0-0-0		0-7-0								
1-10-0		0-0-0		0-0-0		AWAY		0-4-0		0-0-0		1-6-0								
0-0-0		0-0-0		0-0-0		NEUTRAL		0-0-0		0-0-0		0-0-0								
RPI	S	Opponent	Score	RPI	S	Opponent	Score	RPI	S	Opponent	Score	RPI	S	Opponent	Score					
								74	A	Wagner	3	6	150	A	Middle Tenn.	6	11			
								74	A	Wagner	0	4	175	A	Lipscomb	1	3			
								74	A	Wagner	3	7	211	A	UMBC	1	14			
								74	A	Wagner	1	6	211	A	UMBC	1	2			
								84	A	Seton Hall	4	5	219	H	Albany (NY)	2	11			
								84	A	Seton Hall	2	4	224	H	LIU Brooklyn	5	13			
								91	H	Bryant	2	3	224	H	LIU Brooklyn	0	5			
								91	H	Bryant	7	11	224	H	LIU Brooklyn	1	4			
								91	H	Bryant	6	19	248	H	Lafayette	2	10			
								91	H	Bryant	0	16	252	H	Sacred Heart	8	10			
													252	H	Sacred Heart	5	15			
													252	H	Sacred Heart	2	3			
													252	H	Sacred Heart	3	7			
													263	A	Mt. St. Mary's	6	7			
													263	A	Mt. St. Mary's	3	2			
													263	A	Mt. St. Mary's	1	14			
													263	A	Mt. St. Mary's	4	8			
													266	A	Belmont	9	25			
													268	A	Central Conn. St.	5	9			
													268	A	Central Conn. St.	3	5			
													268	A	Central Conn. St.	5	6			
													275	N	Penn	7	3			
													275	N	Penn	3	1			
													275	N	Penn	8	16			
													275	N	Penn	3	6			
													281	N	La Salle	9	8			
													295	A	Saint Peter's	7	1			
													295	H	Saint Peter's	10	6			
													297	A	Delaware St.	3	0			
													297	A	Delaware St.	5	4			
													297	A	Delaware St.	5	4			
													297	A	Delaware St.	6	5			
				LAST 10 GAMES																

Non-Div. I Games:

Fairleigh Dickinson

Average RPI Win:		257	WON-LOST		WINNING		LAST 10		STRENGTH OF		OPP. STRENGTH		TEAM		ADJ		CONF.		ADJ CONF.	
Average RPI Loss:		196	RECORD		PCT. RANK		GAMES		SCHEDULE		OF SCHEDULE		RPI		RPI		RPI		RPI	
DIV. I ONLY			6-32-0		.15789 295		1-9-0		245		284		291		.37317 291		31		31	
DIV. I NON-CONF.			1-13-0		.07143 291		0-2-0		153		197		289		.38975 289		31		31	
TOTALS		RPI 1-25		RPI 26-50		W-L RECORDS		RPI 51-100		RPI 101-150		RPI 150+								
6-32-0		0-0-0		0-3-0		OVERALL		0-0-0		0-5-0		6-24-0								
4-17-0		0-0-0		0-0-0		HOME		0-0-0		0-1-0		4-16-0								
2-15-0		0-0-0		0-3-0		AWAY		0-0-0		0-4-0		2-8-0								
0-0-0		0-0-0		0-0-0		NEUTRAL		0-0-0		0-0-0		0-0-0								
1-13-0		0-0-0		0-3-0		NON-CONFERENCE		0-0-0		0-5-0		1-5-0								
1-5-0		0-0-0		0-0-0		HOME		0-0-0		0-1-0		1-4-0								
0-8-0		0-0-0		0-0-		AWAY		0-0-0		0-4-0		0-1-0								
0-0-0		0-0-0		0-0-0		NEUTRAL		0-0-0		0-0-0		0-0-0								
5-19-0		0-0-0		0-0-0		CONFERENCE		0-0-0		0-0-0		5-19-0								
3-12-0		0-0-0		0-0-0		HOME		0-0-0		0-0-0		3-12-0								
2-7-0		0-0-0		0-0-0		AWAY		0-0-0		0-0-0		2-7-0								
0-0-0		0-0-0		0-0-0		NEUTRAL		0-0-0		0-0-0		0-0-0								
RPI	S	Opponent		Score		RPI	S	Opponent		Score		RPI	S	Opponent		Score				
				33	A	UCF		0	4			101	A	Mercer	1	10				
				33	A	UCF		4	15			101	H	Mercer	3	8				
				33	A	UCF		0	6			109	A	North Florida	1	7				
												123	A	Georgia St.	5	9				
												123	A	Georgia St.	2	10				
												178	H	Bethune-Cookman	0	6				
												178	H	Bethune-Cookman	5	9				
												178	H	Bethune-Cookman	6	7				
												214	H	Fairfield	0	6				
												224	H	LIU Brooklyn	5	7				
												224	H	LIU Brooklyn	3	2				
												224	H	LIU Brooklyn	0	6				
												229	A	N. C. Central	6	1				
												229	A	N. C. Central	2	10				
												229	A	N. C. Central	1	3				
												229	H	N. C. Central	3	10				
												229	H	N. C. Central	2	3				
												229	H	N. C. Central	5	15				
												244	A	N. C. A&T	0	5				
												244	A	N. C. A&T	6	9				
												244	A	N. C. A&T	6	5				
												244	H	N. C. A&T	1	12				
												244	H	N. C. A&T	2	3				
												244	H	N. C. A&T	2	3				
												249	A	Florida A&M	2	5				
												249	A	Florida A&M	8	9				
												249	A	Florida A&M	5	8				
												249	H	Florida A&M	16	15				
												249	H	Florida A&M	5	13				
												249	H	Florida A&M	4	6				
												262	A	Charleston So.	5	6				
												262	H	Charleston So.	5	7				
												297	H	Delaware St.	8	1				
												297	H	Delaware St.	2	0				
LAST 10 GAMES																				
				244	A	N. C. A&T		6	9			229	H	N. C. Central	5	15				
				244	A	N. C. A&T		0	5			229	H	N. C. Central	2	3				
				244	A	N. C. A&T		6	5			123	A	Georgia St.	5	9				
				123	A	Georgia St.		2	10			249	A	Florida A&M	5	8				
				229	H	N. C. Central		3	10			249	A	Florida A&M	8	9				

Non-Div. I Games:

Savannah St.

Savannah St.

Average RPI Win: 276		WON-LOST RECORD		WINNING PCT. RANK		LAST 10 GAMES		STRENGTH OF SCHEDULE		OPP. STRENGTH OF SCHEDULE		TEAM RPI		ADJ RPI		CONF. RPI		ADJ CONF. RPI	
DIV. I ONLY		17-26-0		.39535 223		5-5-0		296		294		293		.36892 292		31		31	
DIV. I NON-CONF.		3-15-0		.16667 279		1-1-0		287		227		295		.34602 295		31		31	
TOTALS		RPI 1-25		RPI 26-50		W-L RECORDS		RPI 51-100		RPI 101-150		RPI 150+							
17-26-0		0-1-0		0-0-0		OVERALL		0-0-0		0-4-0		17-21-0							
7-19-0		0-0-0		0-0-0		HOME		0-0-0		0-3-0		7-16-0							
10-7-0		0-1-0		0-0-0		AWAY		0-0-0		0-1-0		10-5-0							
0-0-0		0-0-0		0-0-0		NEUTRAL		0-0-0		0-0-0		0-0-0							
3-15-0		0-1-0		0-0-0		NON-CONFERENCE		0-0-0		0-4-0		3-10-0							
3-11-0		0-0-0		0-0-0		HOME		0-0-0		0-3-0		3-8-0							
0-4-0		0-1-0		0-0-		AWAY		0-0-0		0-1-0		0-2-0							
0-0-0		0-0-0		0-0-0		NEUTRAL		0-0-0		0-0-0		0-0-0							
14-11-0		0-0-0		0-0-0		CONFERENCE		0-0-0		0-0-0		14-11-0							
4-8-0		0-0-0		0-0-0		HOME		0-0-0		0-0-0		4-8-0							
10-3-0		0-0-0		0-0-0		AWAY		0-0-0		0-0-0		10-3-0							
0-0-0		0-0-0		0-0-0		NEUTRAL		0-0-0		0-0-0		0-0-0							
RPI	S	Opponent		Score		RPI	S	Opponent		Score		RPI	S	Opponent		Score			
16	A	East Carolina		1 9								131	H	Hofstra		1 5			
												131	H	Hofstra		6 8			
												131	H	Hofstra		0 4			
												144	A	VCU		4 6			
												181	H	Stony Brook		0 12			
												203	H	Lehi gh		5 3			
												203	H	Lehi gh		3 19			
												203	H	Lehi gh		5 11			
												203	H	Lehi gh		7 3			
												218	A	William & Mary		4 10			
												229	A	N. C. Central		4 3			
												229	H	N. C. Central		7 20			
												245	H	Iona		1 6			
												246	A	Old Domini on		1 9			
												252	H	Sacred Heart		4 9			
												257	H	Longwood		9 2			
												273	A	Coppin St.		5 1			
												273	A	Coppin n St.		1 2			
												273	A	Coppin n St.		4 7			
												273	H	Coppin n St.		6 5			
												273	H	Coppin n St.		8 9			
												273	H	Coppin n St.		2 5			
												273	H	Coppin n St.		5 7			
												273	H	Coppin n St.		0 10			
												280	H	Villanova		1 14			
												280	H	Villanova		2 4			
												280	H	Villanova		3 11			
												296	A	UMES		4 2			
												296	A	UMES		6 5			
												296	A	UMES		5 4			
												296	A	UMES		11 6			
												296	A	UMES		6 2			
												296	A	UMES		6 7			
												296	H	UMES		10 2			
LAST 10 GAMES																			
16	A	East Carolina		1 9		296	A	UMES		11 6		296	A	UMES		4 2			
273	H	Coppin St.		2 5		296	A	UMES		5 4		296	A	UMES		6 5			
273	H	Coppin St.		8 9		273	A	Coppin St.		1 2		296	A	UMES		5 4			
257	H	Longwood		9 2		273	A	Coppin St.		4 7		296	A	UMES		11 6			
296	A	UMES		6 2		273	A	Coppin St.		5 1		296	A	UMES		6 2			
												296	A	UMES		6 7			
												296	H	UMES		10 2			

Non-Div. I Games:

Norfolk St.

Norfol k St.

Average RPI Win: 239		WON-LOST	WINNING	LAST 10	STRENGTH OF		OPP. STRENGTH	TEAM	ADJ	CONF.	ADJ CONF.
Average RPI Loss: 216		RECORD	PCT. RANK	GAMES	SCHEDULE		OF SCHEDULE	RPI	RPI	RPI	RPI
DIV. I ONLY		10-31-0	.2439	283	3-7-0		293	282	294	.36804	293
DIV. I NON-CONF.		4-13-0	.23529	260	0-2-0		253	274	272	.42399	272
TOTALS		RPI 1-25	RPI 26-50		W-L RECORDS		RPI 51-100		RPI 101-150		RPI 150+
10-31-0	0-0-0	0-0-0		OVERALL		1-3-0		1-6-0		8-22-0	
6-9-0	0-0-0	0-0-0		HOME		0-0-0		0-1-0		6-8-0	
4-19-0	0-0-0	0-0-0		AWAY		1-3-0		1-5-0		2-11-0	
0-3-0	0-0-0	0-0-0		NEUTRAL		0-0-0		0-0-0		0-3-0	
4-13-0	0-0-0	0-0-0		NON-CONFERENCE		1-3-0		1-3-0		2-7-0	
0-3-0	0-0-0	0-0-0		HOME		0-0-0		0-1-0		0-2-0	
4-10-0	0-0-0	0-0-		AWAY		1-3-0		1-2-0		2-5-0	
0-0-0	0-0-0	0-0-0		NEUTRAL		0-0-0		0-0-0		0-0-0	
6-18-0	0-0-0	0-0-0		CONFERENCE		0-0-0		0-3-0		6-15-0	
6-6-0	0-0-0	0-0-0		HOME		0-0-0		0-0-0		6-6-0	
0-9-0	0-0-0	0-0-0		AWAY		0-0-0		0-3-0		0-6-0	
0-3-0	0-0-0	0-0-0		NEUTRAL		0-0-0		0-0-0		0-3-0	
RPI S Opponent	Score	RPI S Opponent	Score	RPI S Opponent	Score	RPI S Opponent	Score	RPI S Opponent	Score	RPI S Opponent	Score
				62 A Purdue	3 27	132 A Oral Roberts	1 12				
				67 A Little Rock	1 7	132 A Oral Roberts	1 11				
				67 A Little Rock	3 2	132 A Oral Roberts	4 12				
				67 A Little Rock	0 2	139 A Butler	7 8				
						139 A Butler	5 1				
						139 A Butler	7 8				
						139 H Butler	5 9				
						228 H Dayton	5 18				
						230 H South Dakota St.	6 5				
						230 H South Dakota St.	6 8				
						230 H South Dakota St.	5 11				
						230 N South Dakota St.	2 7				
						230 N South Dakota St.	9 13				
						230 N South Dakota St.	0 10				
						239 H North Dakota St.	0 15				
						239 H North Dakota St.	1 2				
						239 H North Dakota St.	3 10				
						250 A Murray St.	2 13				
						250 A Murray St.	7 5				
						250 A Murray St.	4 15				
						250 A Murray St.	4 16				
						279 H Bowling Green	3 4				
						283 A Western Ill.	1 11				
						283 A Western Ill.	5 8				
						283 A Western Ill.	3 6				
						283 H Western Ill.	6 1				
						283 H Western Ill.	3 1				
						283 H Western Ill.	3 9				
						284 A Omaha	0 15				
						284 A Omaha	0 7				
						284 A Omaha	8 12				
						284 H Omaha	11 0				
						284 H Omaha	5 0				
						284 H Omaha	11 2				
LAST 10 GAMES				62 A Purdue	3 27	230 H South Dakota St.	6 5				
				283 A Western Ill.	5 8	230 H South Dakota St.	6 8				
				283 A Western Ill.	1 11	228 H Dayton	5 18				
				283 A Western Ill.	3 6	284 H Omaha	5 0				
				230 H South Dakota St.	5 11	284 H Omaha	11 0				

Non-Div. I Games:

Fort Wayne

Fort Wayne

Average RPI Win: 279		WON-LOST	WINNING	LAST 10	STRENGTH OF		OPP. STRENGTH	TEAM	ADJ	CONF.	ADJ CONF.			
Average RPI Loss: 207		RECORD	PCT. RANK	GAMES	SCHEDULE		OF SCHEDULE	RPI	RPI	RPI	RPI			
DIV. I ONLY		9-31-0	.225	287	3-6-0		277	291	292	.36251	294	30	30	
DIV. I NON-CONF.		1-13-0	.07143	291	0-3-0		80	188	282	.39674	286	30	30	
TOTALS		RPI 1-25	RPI 26-50		W-L RECORDS		RPI 51-100		RPI 101-150		RPI 150+			
9-31-0		0-1-0	0-0-0		OVERALL		0-6-0		0-0-0		9-24-0			
6-10-0		0-0-0	0-0-0		HOME		0-0-0		0-0-0		6-10-0			
3-18-0		0-1-0	0-0-0		AWAY		0-6-0		0-0-0		3-11-0			
0-3-0		0-0-0	0-0-0		NEUTRAL		0-0-0		0-0-0		0-3-0			
1-13-0		0-1-0	0-0-0		NON-CONFERENCE		0-6-0		0-0-0		1-6-0			
1-3-0		0-0-0	0-0-0		HOME		0-0-0		0-0-0		1-3-0			
0-9-0		0-1-0	0-0-		AWAY		0-6-0		0-0-0		0-2-0			
0-1-0		0-0-0	0-0-0		NEUTRAL		0-0-0		0-0-0		0-1-0			
8-18-0		0-0-0	0-0-0		CONFERENCE		0-0-0		0-0-0		8-18-0			
5-7-0		0-0-0	0-0-0		HOME		0-0-0		0-0-0		5-7-0			
3-9-0		0-0-0	0-0-0		AWAY		0-0-0		0-0-0		3-9-0			
0-2-0		0-0-0	0-0-0		NEUTRAL		0-0-0		0-0-0		0-2-0			
RPI	S	Opponent	Score		RPI	S	Opponent	Score		RPI	S	Opponent	Score	
13	A	Texas A&M	1	18						194	A	Incarnate Word	2	31
										194	H	Incarnate Word	12	26
										200	H	Nicholls St.	8	17
										226	N	Alabama St.	7	8
										227	N	Ill. -Chicago	7	10
										238	A	Texas Southern	2	4
										238	A	Texas Southern	0	10
										238	A	Texas Southern	1	4
										238	H	Texas Southern	1	21
										238	H	Texas Southern	11	18
										238	H	Texas Southern	0	23
										251	A	SFA	6	13
										251	H	SFA	8	2
										267	H	Abilene Christian	0	16
										271	A	Ark. -Pine Bluff	3	4
										271	A	Ark. -Pine Bluff	1	11
										271	A	Ark. -Pine Bluff	5	6
										271	H	Ark. -Pine Bluff	5	6
										271	H	Ark. -Pine Bluff	2	6
										271	H	Ark. -Pine Bluff	12	3
										278	A	Grambling	3	6
										278	A	Grambling	6	4
										278	A	Grambling	4	10
										278	H	Grambling	11	18
										278	H	Grambling	8	7
										278	H	Grambling	12	2
										287	N	Alcorn	4	8
										289	A	Southern U.	8	7
										289	A	Southern U.	6	4
										289	A	Southern U.	3	13
										289	H	Southern U.	11	13
										289	H	Southern U.	9	8
										289	H	Southern U.	7	6
Non-Div. I Games:		Huston-Tillotson	5	3	Texas Col.	13	3	Houston-Victoria	6	7	Jarvis Christian 10 3			
		Huston-Tillotson	9	11	Houston-Victoria	7	2	Jarvis Christian	5	7	Prairie View			

Average RPI Win:	0	WON-LOST	WINNING	LAST 10	STRENGTH OF	OPP. STRENGTH	TEAM	ADJ	CONF.	ADJ CONF.					
Average RPI Loss:	193	RECORD	PCT. RANK	GAMES	SCHEDULE	OF SCHEDULE	RPI	RPI	RPI	RPI					
DIV. I ONLY		0-38-0	0	297	0-10-0	225	289	295	.34148	295	28	28			
DIV. I NON-CONF.		0-20-0	0	294	0-4-0	166	289	294	.36295	294	27	27			
<hr/>															
TOTALS	RPI 1-25	RPI 26-50		W-L RECORDS		RPI 51-100		RPI 101-150		RPI 150+					
0-38-0	0-0-0	0-1-0		OVERALL		0-3-0		0-4-0		0-30-0					
0-16-0	0-0-0	0-0-0		HOME		0-0-0		0-0-0		0-16-0					
0-18-0	0-0-0	0-1-0		AWAY		0-2-0		0-2-0		0-13-0					
0-4-0	0-0-0	0-0-0		NEUTRAL		0-1-0		0-2-0		0-1-0					
<hr/>															
0-20-0	0-0-0	0-1-0		NON-CONFERENCE		0-3-0		0-4-0		0-12-0					
0-4-0	0-0-0	0-0-0		HOME		0-0-0		0-0-0		0-4-0					
0-12-0	0-0-0	0-0-		AWAY		0-2-0		0-2-0		0-7-0					
0-4-0	0-0-0	0-0-0		NEUTRAL		0-1-0		0-2-0		0-1-0					
<hr/>															
0-18-0	0-0-0	0-0-0		CONFERENCE		0-0-0		0-0-0		0-18-0					
0-12-0	0-0-0	0-0-0		HOME		0-0-0		0-0-0		0-12-0					
0-6-0	0-0-0	0-0-0		AWAY		0-0-0		0-0-0		0-6-0					
0-0-0	0-0-0	0-0-0		NEUTRAL		0-0-0		0-0-0		0-0-0					
<hr/>															
RPI	S	Opponent	Score	RPI	S	Opponent	Score	RPI	S	Opponent	Score	RPI	S	Opponent	Score
				35	A	St. John's (NY)	2 14	84	A	Seton Hall	0 2	116	A	Fordham	1 29
								84	A	Seton Hall	1 11	116	A	Fordham	0 18
								97	N	Pittsburgh	1 21	139	N	Butler	1 5
												139	N	Butler	1 19
												151	A	Rutgers	0 17
												161	A	NJIT	3 11
												161	H	NJIT	4 6
												168	H	Monmouth	1 7
												168	H	Monmouth	10 22
												168	H	Monmouth	0 5
												189	A	Canisius	2 16
												189	A	Canisius	1 5
												189	A	Canisius	2 16
												192	H	Manhattan	2 18
												192	H	Manhattan	0 2
												192	H	Manhattan	5 15
												203	A	Lehigh	0 14
												203	H	Lehigh	2 27
												219	H	Albany (NY)	6 10
												220	H	Quinnipiac	2 28
												220	H	Quinnipiac	0 4
												220	H	Quinnipiac	0 10
												224	A	LIU Brooklyn	5 7
												224	A	LIU Brooklyn	2 13
												224	A	LIU Brooklyn	5 9
												255	H	Niagara	1 9
												255	H	Niagara	5 8
												255	H	Niagara	5 18
												259	N	Massachusetts	5 13
												286	A	Rider	7 17
												286	A	Rider	7 13
												286	A	Rider	2 9
												290	A	Fairleigh Dickinson	6 10
												290	H	Fairleigh Dickinson	1 7
LAST 10 GAMES															
				168	H	Monmouth	1 7	255	H	Niagara	5 8	255	H	Niagara	5 18
				168	H	Monmouth	0 5	255	H	Niagara	1 9	286	A	Rider	7 17
				168	H	Monmouth	10 22	255	H	Niagara	5 18	286	A	Rider	7 13
				203	H	Lehigh	2 27	151	A	Rutgers	0 17	286	A	Rider	2 9
				84	A	Seton Hall	1 11	290	H	Fairleigh Dickinson	1 7	290	A	Fairleigh Dickinson	6 10
												290	H	Fairleigh Dickinson	1 7

Non-Div. I Games:

Saint Peter's

Average RPI Win:		282	WON-LOST RECORD		WINNING PCT. RANK		LAST 10 GAMES		STRENGTH OF SCHEDULE		OPP. STRENGTH OF SCHEDULE		TEAM RPI		ADJ RPI		CONF. RPI		ADJ CONF. RPI	
DIV. I ONLY			12-37-0		.2449 282		3-7-0		295		296		296		.34131 296		31		31	
DIV. I NON-CONF.			4-20-0		.16667 279		0-3-0		271		278		291		.37613 291		31		31	
TOTALS		RPI 1-25		RPI 26-50		W-L RECORDS		RPI 51-100		RPI 101-150		RPI 150+								
12-37-0		0-1-0		0-0-0		OVERALL		0-2-0		0-3-0		12-31-0								
5-19-0		0-0-0		0-0-0		HOME		0-0-0		0-1-0		5-18-0								
7-18-0		0-1-0		0-0-0		AWAY		0-2-0		0-2-0		7-13-0								
0-0-0		0-0-0		0-0-0		NEUTRAL		0-0-0		0-0-0		0-0-0								
4-20-0		0-1-0		0-0-0		NON-CONFERENCE		0-2-0		0-3-0		4-14-0								
2-10-0		0-0-0		0-0-0		HOME		0-0-0		0-1-0		2-9-0								
2-10-0		0-1-0		0-0-		AWAY		0-2-0		0-2-0		2-5-0								
0-0-0		0-0-0		0-0-0		NEUTRAL		0-0-0		0-0-0		0-0-0								
8-17-0		0-0-0		0-0-0		CONFERENCE		0-0-0		0-0-0		8-17-0								
3-9-0		0-0-0		0-0-0		HOME		0-0-0		0-0-0		3-9-0								
5-8-0		0-0-0		0-0-0		AWAY		0-0-0		0-0-0		5-8-0								
0-0-0		0-0-0		0-0-0		NEUTRAL		0-0-0		0-0-0		0-0-0								
RPI	S	Opponent		Score		RPI	S	Opponent		Score		RPI	S	Opponent		Score				
19	A	Duke		5 9								125	A	George Washington		3 8				
												130	A	Navy		1 16				
												130	H	Navy		6 13				
												161	H	NJIT		4 8				
												161	H	NJIT		0 7				
												161	H	NJIT		1 12				
												161	H	NJIT		2 5				
												196	A	Winthrop		4 5				
												196	A	Winthrop		1 5				
												196	A	Winthrop		3 8				
												229	A	N. C. Central		5 18				
												248	H	Lafayette		2 6				
												248	H	Lafayette		3 5				
												248	H	Lafayette		0 8				
												248	H	Lafayette		12 4				
												263	A	Mt. St. Mary's		5 8				
												263	A	Mt. St. Mary's		9 5				
												263	H	Mt. St. Mary's		2 1				
												263	H	Mt. St. Mary's		3 4				
												265	A	Towson		15 8				
												273	A	Coppin St.		1 15				
												273	A	Coppin St.		0 3				
												273	A	Coppin St.		1 3				
												273	H	Coppin St.		2 12				
												273	H	Coppin St.		4 5				
												273	H	Coppin St.		1 0				
												281	A	La Salle		1 6				
												281	H	La Salle		1 12				
												292	A	Norfol k St.		6 8				
												292	A	Norfol k St.		8 2				
												292	A	Norfol k St.		2 10				
												292	H	Norfol k St.		6 11				
												292	H	Norfol k St.		4 5				
												292	H	Norfol k St.		5 6				
LAST 10 GAMES																				
297	A	Del aware St.		5 1		292	H	Norfol k St.		2 6		292	A	Norfol k St.		6 8				
297	A	Del aware St.		8 3		292	H	Norfol k St.		4 5		292	A	Norfol k St.		8 2				
297	A	Del aware St.		4 0		292	H	Norfol k St.		6 11		292	A	Norfol k St.		2 10				
97	A	Pi ttsburgh		5 18		281	A	La Salle		1 6		292	H	Norfol k St.		6 11				
97	A	Pi ttsburgh		3 15		297	H	Del aware St.		0 3		292	H	Norfol k St.		4 5				

Non-Div. I Games:

UMES

RPI	S	Opponent	Score	
292	H	Norfol k St.	7	6
292	H	Norfol k St.	2	4
292	H	Norfol k St.	2	6
297	A	Del aware St.	5	1
297	A	Del aware St.	5	9
297	A	Del aware St.	4	0
297	A	Del aware St.	16	9
297	A	Del aware St.	8	3
297	A	Del aware St.	4	5
297	H	Del aware St.	2	0
297	H	Del aware St.	5	8
297	H	Del aware St.	0	3

UMES

U
M
E
S

U
M
E
S

Average RPI Win:		291	WON-LOST RECORD		WINNING PCT. RANK		LAST 10 GAMES		STRENGTH OF SCHEDULE		OPP. STRENGTH OF SCHEDULE		TEAM RPI		ADJ RPI		CONF. RPI		ADJ CONF. RPI	
DIV. I ONLY			9-35-0		.20455 292		4-6-0		297		295		297		.30904 297		31		31	
DIV. I NON-CONF.			1-17-0		.05556 293		0-1-0		295		291		297		.30137 297		31		31	
TOTALS		RPI 1-25		RPI 26-50		W-L RECORDS		RPI 51-100		RPI 101-150		RPI 150+								
9-35-0		0-0-0		0-0-0		OVERALL		0-0-0		0-3-0		9-32-0								
3-18-0		0-0-0		0-0-0		HOME		0-0-0		0-1-0		3-17-0								
6-17-0		0-0-0		0-0-0		AWAY		0-0-0		0-2-0		6-15-0								
0-0-0		0-0-0		0-0-0		NEUTRAL		0-0-0		0-0-0		0-0-0								
1-17-0		0-0-0		0-0-0		NON-CONFERENCE		0-0-0		0-3-0		1-14-0								
1-9-0		0-0-0		0-0-0		HOME		0-0-0		0-1-0		1-8-0								
0-8-0		0-0-0		0-0-		AWAY		0-0-0		0-2-0		0-6-0								
0-0-0		0-0-0		0-0-0		NEUTRAL		0-0-0		0-0-0		0-0-0								
8-18-0		0-0-0		0-0-0		CONFERENCE		0-0-0		0-0-0		8-18-0								
2-9-0		0-0-0		0-0-0		HOME		0-0-0		0-0-0		2-9-0								
6-9-0		0-0-0		0-0-0		AWAY		0-0-0		0-0-0		6-9-0								
0-0-0		0-0-0		0-0-0		NEUTRAL		0-0-0		0-0-0		0-0-0								
RPI	S	Opponent	Score	RPI	S	Opponent	Score	RPI	S	Opponent	Score	RPI	S	Opponent	Score					
										125	A	George Washington	6	12						
										130	A	Navy	4	7						
										130	H	Navy	5	23						
										171	A	Georgetown	5	10						
										174	A	Del aware	4	11						
										174	A	Del aware	0	9						
										174	A	Del aware	5	9						
										174	H	Del aware	1	3						
										265	A	Towson	2	6						
										265	H	Towson	2	12						
										273	A	Coppin St.	0	2						
										273	A	Coppin St.	2	3						
										273	A	Coppin St.	1	4						
										273	A	Coppin St.	14	12						
										273	A	Coppin St.	13	17						
										273	A	Coppin St.	8	12						
										273	H	Coppin St.	4	11						
										273	H	Coppin St.	4	10						
										281	A	La Salle	4	6						
										286	H	Rider	6	8						
										286	H	Rider	1	3						
										286	H	Rider	4	3						
										290	H	Fairleigh Dickinson	4	5						
										290	H	Fairleigh Dickinson	5	6						
										290	H	Fairleigh Dickinson	4	5						
										290	H	Fairleigh Dickinson	0	3						
										291	A	Savannah St.	1	8						
										291	A	Savannah St.	9	3						
										291	A	Savannah St.	0	2						
										292	A	Norfolk St.	4	3						
										292	A	Norfolk St.	8	12						
										292	A	Norfolk St.	5	2						
										292	H	Norfolk St.	6	14						
										292	H	Norfolk St.	1	6						
				LAST 10 GAMES																
				296	H	UMES	1	5	273	A	Coppin St.	1	4							
				174	H	Del aware	1	3												
				296	H	UMES	3	8	296	A	UMES	3	0							
				296	H	UMES	0	4	296	H	UMES	5	4							
				273	A	Coppin St.	14	12	296	H	UMES	9	5							
				273	A	Coppin St.	8	12												

Non-Div. I Games:

Del aware St.

RPI	S	Opponent	Score	
292	H	Norfol k St.	2	10
296	A	UMES	0	2
296	A	UMES	8	5
296	A	UMES	3	0
296	H	UMES	5	4
296	H	UMES	9	16
296	H	UMES	3	8
296	H	UMES	0	4
296	H	UMES	1	5
296	H	UMES	9	5

Del aware St.

D
e
l
a
w
a
r
e
s
t
.

D
e
l
a
w
a
r
e
s
t
.