

Average RPI Win: 84		WON-LOST	WINNING	LAST 15	STRENGTH OF		OPP. STRENGTH	TEAM	ADJ	CONF.	ADJ CONF.
Average RPI Loss: 20		RECORD	PCT. RANK	GAMES	SCHEDULE		OF SCHEDULE	RPI	RPI	RPI	RPI
DIV. I ONLY		37-7-0	.84091	1	11-4-0		2	4	1	.65795	1
DIV. I NON-CONF.		23-1-0	.95833	1	3-0-0		9	19	1	.67358	1
TOTALS		RPI 1-25	RPI 26-50		W-L RECORDS		RPI 51-100		RPI 101-150		RPI 150+
37-7-0		10-4-0	6-3-0		OVERALL		11-0-0		2-0-0		8-0-0
25-3-0		5-2-0	5-1-0		HOME		7-0-0		1-0-0		7-0-0
10-4-0		4-2-0	1-2-0		AWAY		4-0-0		1-0-0		0-0-0
2-0-0		1-0-0	0-0-0		NEUTRAL		0-0-0		0-0-0		1-0-0
23-1-0		5-1-0	3-0-0		NON-CONFERENCE		5-0-0		2-0-0		8-0-0
16-0-0		1-0-0	3-0-0		HOME		4-0-0		1-0-0		7-0-0
5-1-0		3-1-0	0-0-		AWAY		1-0-0		1-0-0		0-0-0
2-0-0		1-0-0	0-0-0		NEUTRAL		0-0-0		0-0-0		1-0-0
14-6-0		5-3-0	3-3-0		CONFERENCE		6-0-0		0-0-0		0-0-0
9-3-0		4-2-0	2-1-0		HOME		3-0-0		0-0-0		0-0-0
5-3-0		1-1-0	1-2-0		AWAY		3-0-0		0-0-0		0-0-0
0-0-0		0-0-0	0-0-0		NEUTRAL		0-0-0		0-0-0		0-0-0
RPI S	Opponent	Score	RPI S	Opponent	Score	RPI S	Opponent	Score	RPI S	Opponent	Score
3 A	South Carolina	5 4	28 H	Georgia	6 0	55 A	North Florida	6 2	123 A	UCF	9 5
3 A	South Carolina	1 2	28 H	Georgia	4 1	55 H	North Florida	5 4	123 H	UCF	4 0
4 A	Miami (FL)	5 0	28 H	Georgia	1 2	79 A	Arkansas	9 2	175 H	Eastern Mich.	12 4
4 A	Miami (FL)	3 5	29 H	Fla. Atlantic	2 1	79 A	Arkansas	12 8	175 N	Eastern Mich.	8 7
4 A	Miami (FL)	7 3	40 A	Kentucky	12 5	79 A	Arkansas	8 2	210 H	Dartmouth	7 0
5 H	Texas A&M	7 4	40 A	Kentucky	4 7	89 H	Missouri	4 3	210 H	Dartmouth	8 6
5 H	Texas A&M	7 2	40 A	Kentucky	4 5	89 H	Missouri	7 5	210 H	Dartmouth	4 3
5 H	Texas A&M	10 7	46 H	Jacksonville	3 1	89 H	Missouri	6 2	228 H	Harvard	3 1
6 A	Florida St.	8 2	46 H	Jacksonville	7 2	99 H	FGCU	4 2	228 H	Harvard	16 5
6 H	Florida St.	6 0				99 H	FGCU	8 4	228 H	Harvard	9 2
6 N	Florida St.	3 2				99 H	FGCU	12 3			
11 H	Mississippi St.	8 2									
11 H	Mississippi St.	4 10									
11 H	Mississippi St.	1 2									
LAST 15 GAMES											
3 A	South Carolina	1 2	79 A	Arkansas	9 2						
3 A	South Carolina	5 4	79 A	Arkansas	12 8						
28 H	Georgia	4 1	6 A	Florida St.	8 2						
28 H	Georgia	6 0									
28 H	Georgia	1 2									

Non-Div. I Games:

Florida

46	H	Jacksonville	3	1
79	A	Arkansas	8	2

F
l
o
r
i
d
a

F
l
o
r
i
d
a

Average RPI Win:		105	WON-LOST RECORD		WINNING PCT. RANK	LAST 15 GAMES		STRENGTH OF SCHEDULE		OPP. STRENGTH OF SCHEDULE	TEAM RPI	ADJ RPI	CONF. RPI	ADJ CONF. RPI
Average RPI Loss:		18												
DIV. I ONLY			35-9-0		.79545	3		18		11	2	.62833	2	2
DIV. I NON-CONF.			21-2-0		.91304	2		90		47	3	.62838	3	1
TOTALS		RPI 1-25	RPI 26-50		W-L RECORDS		RPI 51-100		RPI 101-150		RPI 150+			
35-9-0		8-7-0	2-0-0		OVERALL		11-2-0		5-0-0		9-0-0			
28-1-0		5-1-0	1-0-0		HOME		9-0-0		5-0-0		8-0-0			
7-8-0		3-6-0	1-0-0		AWAY		2-2-0		0-0-0		1-0-0			
0-0-0		0-0-0	0-0-0		NEUTRAL		0-0-0		0-0-0		0-0-0			
21-2-0		1-2-0	2-0-0		NON-CONFERENCE		7-0-0		5-0-0		6-0-0			
17-0-0		0-0-0	1-0-0		HOME		6-0-0		5-0-0		5-0-0			
4-2-0		1-2-0	1-0-		AWAY		1-0-0		0-0-0		1-0-0			
0-0-0		0-0-0	0-0-0		NEUTRAL		0-0-0		0-0-0		0-0-0			
14-7-0		7-5-0	0-0-0		CONFERENCE		4-2-0		0-0-0		3-0-0			
11-1-0		5-1-0	0-0-0		HOME		3-0-0		0-0-0		3-0-0			
3-6-0		2-4-0	0-0-0		AWAY		1-2-0		0-0-0		0-0-0			
0-0-0		0-0-0	0-0-0		NEUTRAL		0-0-0		0-0-0		0-0-0			
RPI	S	Opponent	Score		RPI	S	Opponent	Score		RPI	S	Opponent	Score	
4	A	Miami (FL)	3	6	40	A	Kentucky	9	6	58	A	Boston College	1	2
4	A	Miami (FL)	4	3	40	H	Kentucky	7	6	58	A	Boston College	1	6
4	A	Miami (FL)	4	8						58	A	Boston College	6	2
6	A	Florida St.	5	16						68	H	Notre Dame	1	0
6	A	Florida St.	7	12						68	H	Notre Dame	4	3
6	A	Florida St.	7	1						68	H	Notre Dame	8	2
7	A	Ole Miss	2	4						69	H	Wright St.	9	1
7	A	Ole Miss	4	0						90	A	Western Ky.	17	0
7	A	Ole Miss	5	6						90	H	Western Ky.	14	2
10	H	Clemson	7	2						94	H	Morehead St.	9	5
10	H	Clemson	9	8						95	H	Princeton	9	1
10	H	Clemson	15	2						95	H	Princeton	4	2
16	H	Virginia	3	6						95	H	Princeton	11	0
16	H	Virginia	11	4										
16	H	Virginia	15	0										
					LAST 15 GAMES									
					146	H	St. John's (NY)	4	0	40	H	Kentucky	7	6
					146	H	St. John's (NY)	8	4	10	H	Clemson	9	8
					146	H	St. John's (NY)	6	5	10	H	Clemson	7	2
					101	H	FIU	7	0					
					58	A	Boston College	6	2					

Non-Div. I Games:

Louisville

58 A Boston College	1	2
58 A Boston College	1	6

L
o
u
i
s
v
i
l
l
e

L
o
u
i
s
v
i
l
l
e

Average RPI Win:	118	WON-LOST RECORD	WINNING PCT. RANK	LAST 15 GAMES	STRENGTH OF SCHEDULE	OPP. STRENGTH OF SCHEDULE	TEAM RPI	ADJ RPI	CONF. RPI	ADJ CONF. RPI	
Average RPI Loss:	21										
DIV. I ONLY	34-9-0	.7907	6	10-5-0	16	13	3	.62171	3	1	1
DIV. I NON-CONF.	19-4-0	.82609	11	2-1-0	131	69	21	.58375	21	2	2
<hr/>											
TOTALS	RPI 1-25	RPI 26-50		W-L RECORDS	RPI 51-100		RPI 101-150		RPI 150+		
34-9-0	7-6-0	1-2-0		OVERALL	9-1-0		5-0-0		12-0-0		
26-2-0	3-1-0	0-0-0		HOME	9-1-0		4-0-0		10-0-0		
8-5-0	4-3-0	1-2-0		AWAY	0-0-0		1-0-0		2-0-0		
0-2-0	0-2-0	0-0-0		NEUTRAL	0-0-0		0-0-0		0-0-0		
<hr/>											
19-4-0	2-3-0	0-0-0		NON-CONFERENCE	0-1-0		5-0-0		12-0-0		
16-1-0	2-0-0	0-0-0		HOME	0-1-0		4-0-0		10-0-0		
3-1-0	0-1-0	0-0-		AWAY	0-0-0		1-0-0		2-0-0		
0-2-0	0-2-0	0-0-0		NEUTRAL	0-0-0		0-0-0		0-0-0		
<hr/>											
15-5-0	5-3-0	1-2-0		CONFERENCE	9-0-0		0-0-0		0-0-0		
10-1-0	1-1-0	0-0-0		HOME	9-0-0		0-0-0		0-0-0		
5-4-0	4-2-0	1-2-0		AWAY	0-0-0		0-0-0		0-0-0		
0-0-0	0-0-0	0-0-0		NEUTRAL	0-0-0		0-0-0		0-0-0		
<hr/>											
RPI S	Opponent	Score	RPI S	Opponent	Score	RPI S	Opponent	Score	RPI S	Opponent	Score
1 H	Florida	4 5	28 A	Georgia	3 1	74 H	Col. of Charleston	5 6	102 H	Penn St.	4 2
1 H	Florida	2 1	28 A	Georgia	3 5	77 H	Tennessee	7 6	102 H	Penn St.	16 5
7 A	Ole Miss	5 1	28 A	Georgia	4 13	77 H	Tennessee	4 3	102 H	Penn St.	7 1
7 A	Ole Miss	9 5				77 H	Tennessee	7 4	132 A	Furman	14 4
7 A	Ole Miss	4 0				79 H	Arkansas	10 6	132 H	Furman	5 4
10 A	Clemson	1 4				79 H	Arkansas	8 6	159 H	Wofford	7 1
10 H	Clemson	8 1				79 H	Arkansas	6 2	162 H	Winthrop	16 4
10 N	Clemson	0 5				89 H	Missouri	9 2	195 H	Albany (NY)	6 2
12 A	Vanderbilt	6 10				89 H	Missouri	8 5	195 H	Albany (NY)	10 1
12 A	Vanderbilt	4 0				89 H	Missouri	5 1	195 H	Albany (NY)	8 1
12 A	Vanderbilt	3 6							200 H	Davidson	15 2
14 N	North Carolina	0 15							235 A	USC Upstate	12 6
17 H	Coastal Caro.	4 2							247 A	The Citadel	6 3
									253 H	Appalachian St.	5 0
									258 H	Charleston So.	9 0
									258 H	Charleston So.	5 4
									258 H	Charleston So.	2 0
<hr/>											
LAST 15 GAMES											
1 H Florida						2 1	28 A Georgia		4 13		
1 H Florida						4 5	28 A Georgia		3 1		
89 H Missouri						9 2	14 N North Carolina		0 15		
89 H Missouri						5 1					
89 H Missouri						8 5					

Non-Div. I Games:

South Carolina

132	A	Furman	14	4
28	A	Georgia	3	5

S
o
u
t
h
C
a
r
o
l
i
n
a

S
o
u
t
h
C
a
r
o
l
i
n
a

Average RPI Win:		95	WON-LOST RECORD		WINNING PCT. RANK		LAST 15 GAMES		STRENGTH OF SCHEDULE		OPP. STRENGTH OF SCHEDULE		TEAM RPI		ADJ RPI		CONF. RPI		ADJ CONF. RPI					
DIV. I ONLY			31-8-0		.79487		5		2-0-0		10		1		4		.62054		4		2		2	
DIV. I NON-CONF.			17-3-0		.85		8		2-0-0		28		15		5		.60857		5		1		1	
TOTALS		RPI 1-25		RPI 26-50				W-L RECORDS				RPI 51-100				RPI 101-150				RPI 150+				
31-8-0		10-5-0		2-2-0				OVERALL				6-0-0				5-0-0				8-1-0				
24-6-0		10-5-0		0-1-0				HOME				4-0-0				4-0-0				6-0-0				
7-2-0		0-0-0		2-1-0				AWAY				2-0-0				1-0-0				2-1-0				
0-0-0		0-0-0		0-0-0				NEUTRAL				0-0-0				0-0-0				0-0-0				
17-3-0		1-2-0		0-1-0				NON-CONFERENCE				5-0-0				5-0-0				6-0-0				
15-3-0		1-2-0		0-1-0				HOME				4-0-0				4-0-0				6-0-0				
2-0-0		0-0-0		0-0-				AWAY				1-0-0				1-0-0				0-0-0				
0-0-0		0-0-0		0-0-0				NEUTRAL				0-0-0				0-0-0				0-0-0				
14-5-0		9-3-0		2-1-0				CONFERENCE				1-0-0				0-0-0				2-1-0				
9-3-0		9-3-0		0-0-0				HOME				0-0-0				0-0-0				0-0-0				
5-2-0		0-0-0		2-1-0				AWAY				1-0-0				0-0-0				2-1-0				
0-0-0		0-0-0		0-0-0				NEUTRAL				0-0-0				0-0-0				0-0-0				
RPI	S	Opponent		Score		RPI	S	Opponent		Score		RPI	S	Opponent		Score		RPI	S	Opponent		Score		
1	H	Florida		0	5	29	H	Fla. Atlantic		3	4	68	A	Notre Dame		10	2	123	A	UCF		5	2	
1	H	Florida		5	3	43	A	Duke		9	0	75	H	Rutgers		2	0	123	H	UCF		8	4	
1	H	Florida		3	7	43	A	Duke		14	2	75	H	Rutgers		4	1	149	H	Florida A&M		13	3	
2	H	Louisville		8	4	43	A	Duke		5	12	75	H	Rutgers		8	1	149	H	Florida A&M		12	7	
2	H	Louisville		6	3							99	A	FGCU		4	0	149	H	Florida A&M		11	2	
2	H	Louisville		3	4							99	H	FGCU		6	2	159	H	Stetson		4	2	
10	H	Clemson		9	8													187	A	Virginia Tech		7	2	
10	H	Clemson		5	4													187	A	Virginia Tech		3	14	
10	H	Clemson		10	5													187	A	Virginia Tech		11	6	
14	H	North Carolina		10	4													192	H	Bethune-Cookman		5	4	
14	H	North Carolina		7	3													207	H	Manhattan		7	4	
14	H	North Carolina		7	4													207	H	Manhattan		14	4	
16	H	Virginia		5	6													207	H	Manhattan		10	0	
16	H	Virginia		9	2													243	H	Maine		6	2	
16	H	Virginia		3	7																			
LAST 15 GAMES																								
149	H	Florida A&M		12	7	43	A	Duke		9	0													
149	H	Florida A&M		11	2	43	A	Duke		5	12													
149	H	Florida A&M		13	3	43	A	Duke		14	2													
16	H	Virginia		3	7																			
16	H	Virginia		9	2																			

Non-Div. I Games: St. Thomas (FL) 7 6 Nova Southeastern 8 3

Miami (FL)

16	H	Virginia	5	6
29	H	Fla. Atlantic	3	4

M
i
a
m
i
(
F
L
)

M
i
a
m
i
(
F
L
)

Average RPI Win: 112		WON-LOST	WINNING	LAST 15	STRENGTH OF		OPP. STRENGTH	TEAM	ADJ	CONF.	ADJ CONF.
Average RPI Loss: 45		RECORD	PCT. RANK	GAMES	SCHEDULE		OF SCHEDULE	RPI	RPI	RPI	RPI
DIV. I ONLY		35-9-0	.79545	3	13-2-0		50	5	5	.61435	5
DIV. I NON-CONF.		21-2-0	.91304	2	3-0-0		197	100	11	.59989	11
TOTALS		RPI 1-25	RPI 26-50		W-L RECORDS		RPI 51-100		RPI 101-150		RPI 150+
35-9-0		5-4-0	4-1-0		OVERALL		8-2-0		7-2-0		11-0-0
25-2-0		2-1-0	4-0-0		HOME		5-1-0		3-0-0		11-0-0
10-7-0		3-3-0	0-1-0		AWAY		3-1-0		4-2-0		0-0-0
0-0-0		0-0-0	0-0-0		NEUTRAL		0-0-0		0-0-0		0-0-0
21-2-0		0-0-0	1-1-0		NON-CONFERENCE		4-0-0		5-1-0		11-0-0
18-0-0		0-0-0	1-0-0		HOME		3-0-0		3-0-0		11-0-0
3-2-0		0-0-0	0-0-		AWAY		1-0-0		2-1-0		0-0-0
0-0-0		0-0-0	0-0-0		NEUTRAL		0-0-0		0-0-0		0-0-0
14-7-0		5-4-0	3-0-0		CONFERENCE		4-2-0		2-1-0		0-0-0
7-2-0		2-1-0	3-0-0		HOME		2-1-0		0-0-0		0-0-0
7-5-0		3-3-0	0-0-0		AWAY		2-1-0		2-1-0		0-0-0
0-0-0		0-0-0	0-0-0		NEUTRAL		0-0-0		0-0-0		0-0-0
RPI S	Opponent	Score	RPI S	Opponent	Score	RPI S	Opponent	Score	RPI S	Opponent	Score
1 A	Florida	2 7	28 H	Georgia	5 0	53 H	Alabama	4 3	107 H	UT Arlington	7 3
1 A	Florida	7 10	28 H	Georgia	15 1	53 H	Alabama	2 1	110 A	Auburn	12 10
1 A	Florida	4 7	28 H	Georgia	10 2	53 H	Alabama	4 7	110 A	Auburn	7 9
11 A	Mississippi St.	10 3	30 A	Rice	3 4	72 H	Fresno St.	12 1	110 A	Auburn	12 8
11 A	Mississippi St.	10 5	48 H	Northwestern St.	7 6	72 H	Fresno St.	4 3	114 A	Pepperdine	5 7
11 A	Mississippi St.	10 6				72 H	Fresno St.	3 2	114 A	Pepperdine	4 0
15 H	LSU	3 1				78 A	Houston	7 2	114 A	Pepperdine	6 0
15 H	LSU	2 3				79 A	Arkansas	6 2	125 H	Texas	5 4
15 H	LSU	6 1				79 A	Arkansas	5 9	128 H	SFA	21 1
						79 A	Arkansas	11 8	169 H	Texas St.	14 1
									184 H	Houston Baptist	3 2
									212 H	Yale	10 2
									212 H	Yale	13 0
									212 H	Yale	12 5
									214 H	Hofstra	5 0
									214 H	Hofstra	15 4
									214 H	Hofstra	5 2
									218 H	Abilene Christian	10 4
									229 H	A&M-Corpus Christi	13 3
									298 H	Prairie View	11 0
			LAST 15 GAMES								
			79 A	Arkansas	6 2	169 H	Texas St.	14 1			
			79 A	Arkansas	11 8	11 A	Mississippi St.	10 5			
			79 A	Arkansas	5 9	11 A	Mississippi St.	10 6			
			107 H	UT Arlington	7 3						
			53 H	Alabama	2 1						

Non-Div. I Games:

Texas A&M

53 H Alabama	4	7
53 H Alabama	4	3

T
e
x
a
s
A
&
M

T
e
x
a
s
A
&
M

Average RPI Win:		85	WON-LOST RECORD		WINNING PCT. RANK	LAST 15 GAMES	STRENGTH OF SCHEDULE		OPP. STRENGTH OF SCHEDULE	TEAM RPI	ADJ RPI	CONF. RPI	ADJ CONF. RPI				
DIV. I ONLY			29-12-0		.70732	24	2-1-0		3	6	6	.61067	6	2	2		
DIV. I NON-CONF.			15-7-0		.68182	53	1-1-0		25	14	45	.56253	45	1	1		
TOTALS		RPI 1-25		RPI 26-50		W-L RECORDS		RPI 51-100		RPI 101-150		RPI 150+					
29-12-0		8-6-0		3-4-0		OVERALL		6-1-0		7-1-0		5-0-0					
23-6-0		7-3-0		0-1-0		HOME		5-1-0		7-1-0		4-0-0					
6-5-0		1-2-0		3-3-0		AWAY		1-0-0		0-0-0		1-0-0					
0-1-0		0-1-0		0-0-0		NEUTRAL		0-0-0		0-0-0		0-0-0					
15-7-0		1-4-0		0-1-0		NON-CONFERENCE		2-1-0		7-1-0		5-0-0					
14-5-0		1-2-0		0-1-0		HOME		2-1-0		7-1-0		4-0-0					
1-1-0		0-1-0		0-0-		AWAY		0-0-0		0-0-0		1-0-0					
0-1-0		0-1-0		0-0-0		NEUTRAL		0-0-0		0-0-0		0-0-0					
14-5-0		7-2-0		3-3-0		CONFERENCE		4-0-0		0-0-0		0-0-0					
9-1-0		6-1-0		0-0-0		HOME		3-0-0		0-0-0		0-0-0					
5-4-0		1-1-0		3-3-0		AWAY		1-0-0		0-0-0		0-0-0					
0-0-0		0-0-0		0-0-0		NEUTRAL		0-0-0		0-0-0		0-0-0					
RPI	S	Opponent		Score		RPI	S	Opponent		Score		RPI	S	Opponent		Score	
1	A	Florida		0	6	31	A	Wake Forest		0	9	58	A	Boston College		3	0
1	H	Florida		2	8	31	A	Wake Forest		2	4	68	H	Notre Dame		11	6
1	N	Florida		2	3	31	A	Wake Forest		13	8	68	H	Notre Dame		12	6
2	H	Louisville		12	7	44	A	Pittsburgh		10	2	68	H	Notre Dame		7	6
2	H	Louisville		16	5	44	A	Pittsburgh		17	4	74	H	Col. of Charleston		8	3
2	H	Louisville		1	7	44	A	Pittsburgh		2	5	74	H	Col. of Charleston		11	2
8	H	North Carolina St.		8	5	46	H	Jacksonville		3	7	74	H	Col. of Charleston		1	2
10	A	Clemson		11	2												
10	A	Clemson		3	10												
13	H	Texas Tech		4	8												
13	H	Texas Tech		10	1												
18	H	Georgia Tech		8	2												
18	H	Georgia Tech		14	9												
18	H	Georgia Tech		8	3												
LAST 15 GAMES																	
13	H	Texas Tech		4	8	159	H	Stetson		8	6						
13	H	Texas Tech		10	1	159	H	Stetson		8	5						
10	A	Clemson		11	2	31	A	Wake Forest		2	4						
10	A	Clemson		3	10												
68	H	Notre Dame		11	6												

Non-Div. I Games:

Florida St.

68 H Notre Dame	7	6
68 H Notre Dame	12	6

F
l
o
r
i
d
a
S
t
.

F
l
o
r
i
d
a
S
t
.

Average RPI Win: 106		WON-LOST	WINNING	LAST 15	STRENGTH OF		OPP. STRENGTH	TEAM	ADJ	CONF.	ADJ CONF.
Average RPI Loss: 22		RECORD	PCT. RANK	GAMES	SCHEDULE		OF SCHEDULE	RPI	RPI	RPI	RPI
DIV. I ONLY		33-12-0	.73333	15	10-5-0		8	8	7	.60954	7
DIV. I NON-CONF.		21-2-0	.91304	2	1-1-0		24	54	2	.6337	2
TOTALS		RPI 1-25	RPI 26-50		W-L RECORDS		RPI 51-100		RPI 101-150		RPI 150+
33-12-0		7-9-0	2-0-0		OVERALL		6-3-0		10-0-0		8-0-0
22-6-0		4-6-0	2-0-0		HOME		3-0-0		7-0-0		6-0-0
8-5-0		2-2-0	0-0-0		AWAY		3-3-0		2-0-0		1-0-0
3-1-0		1-1-0	0-0-0		NEUTRAL		0-0-0		1-0-0		1-0-0
21-2-0		4-2-0	2-0-0		NON-CONFERENCE		0-0-0		7-0-0		8-0-0
14-2-0		2-2-0	2-0-0		HOME		0-0-0		4-0-0		6-0-0
4-0-0		1-0-0	0-0-0		AWAY		0-0-0		2-0-0		1-0-0
3-0-0		1-0-0	0-0-0		NEUTRAL		0-0-0		1-0-0		1-0-0
12-10-0		3-7-0	0-0-0		CONFERENCE		6-3-0		3-0-0		0-0-0
8-4-0		2-4-0	0-0-0		HOME		3-0-0		3-0-0		0-0-0
4-5-0		1-2-0	0-0-0		AWAY		3-3-0		0-0-0		0-0-0
0-1-0		0-1-0	0-0-0		NEUTRAL		0-0-0		0-0-0		0-0-0
RPI S	Opponent	Score	RPI S	Opponent	Score	RPI S	Opponent	Score	RPI S	Opponent	Score
2 H	Louisville	6 5	38 H	Southeast Mo. St.	6 4	53 A	Alabama	0 2	101 H	FIU	9 2
2 H	Louisville	0 4	38 H	Southeast Mo. St.	10 2	53 A	Alabama	4 0	101 H	FIU	7 4
2 H	Louisville	4 2				53 A	Alabama	2 7	101 H	FIU	16 5
3 H	South Carolina	0 4				77 A	Tennessee	10 7	109 N	Cincinnati	7 1
3 H	South Carolina	1 5				77 A	Tennessee	2 3	110 H	Auburn	7 4
3 H	South Carolina	5 9				77 A	Tennessee	6 4	110 H	Auburn	6 5
11 A	Mississippi St.	1 3				79 H	Arkansas	8 7	110 H	Auburn	6 4
11 A	Mississippi St.	8 5				79 H	Arkansas	7 3	117 A	UAB	5 1
11 A	Mississippi St.	2 6				79 H	Arkansas	14 9	117 A	UAB	8 1
11 N	Mississippi St.	0 2							143 H	Arkansas St.	4 3
15 H	LSU	3 6							164 N	Ball St.	7 3
15 H	LSU	7 6							186 H	Murray St.	8 3
15 H	LSU	8 2							227 A	Memphis	7 0
17 A	Coastal Caro.	8 2							227 H	Memphis	9 7
19 H	Southern Miss.	1 5							238 H	Grambling	7 3
19 N	Southern Miss.	6 2							238 H	Grambling	6 1
									238 H	Grambling	15 2
									269 H	UT Martin	8 2
LAST 15 GAMES											
15 H	LSU	8 2	186 H	Murray St.	8 3						
15 H	LSU	3 6	53 A	Alabama	2 7						
15 H	LSU	7 6	53 A	Alabama	0 2						
11 N	Mississippi St.	0 2									
110 H	Auburn	6 5									

Non-Div. I Games:

Ole Miss

110 H Auburn	7	4
110 H Auburn	6	4

O
l
e
M
i
s
s

O
l
e
M
i
s
s

Average RPI Win:	96	WON-LOST RECORD	WINNING PCT. RANK	LAST 15 GAMES	STRENGTH OF SCHEDULE	OPP. STRENGTH OF SCHEDULE	TEAM RPI	ADJ RPI	CONF. RPI	ADJ CONF. RPI					
Average RPI Loss:	46														
DIV. I ONLY		31-12-0	.72093	19	12-3-0	5	40	8	.60529	8	2	2			
DIV. I NON-CONF.		19-5-0	.79167	16	5-1-0	21	146	8	.60548	8	1	1			
<hr/>															
TOTALS	RPI 1-25	RPI 26-50		W-L RECORDS		RPI 51-100		RPI 101-150		RPI 150+					
31-12-0	5-3-0	7-3-0		OVERALL		10-6-0		0-0-0		9-0-0					
21-6-0	0-0-0	7-1-0		HOME		8-5-0		0-0-0		6-0-0					
8-5-0	5-3-0	0-2-0		AWAY		0-0-0		0-0-0		3-0-0					
2-1-0	0-0-0	0-0-0		NEUTRAL		2-1-0		0-0-0		0-0-0					
19-5-0	1-0-0	2-2-0		NON-CONFERENCE		7-3-0		0-0-0		9-0-0					
13-2-0	0-0-0	2-0-0		HOME		5-2-0		0-0-0		6-0-0					
4-2-0	1-0-0	0-0-		AWAY		0-0-0		0-0-0		3-0-0					
2-1-0	0-0-0	0-0-0		NEUTRAL		2-1-0		0-0-0		0-0-0					
12-7-0	4-3-0	5-1-0		CONFERENCE		3-3-0		0-0-0		0-0-0					
8-4-0	0-0-0	5-1-0		HOME		3-3-0		0-0-0		0-0-0					
4-3-0	4-3-0	0-0-0		AWAY		0-0-0		0-0-0		0-0-0					
0-0-0	0-0-0	0-0-0		NEUTRAL		0-0-0		0-0-0		0-0-0					
RPI	S	Opponent	Score	RPI	S	Opponent	Score	RPI	S	Opponent	Score	RPI	S	Opponent	Score
6	A	Florida St.	5 8	26	A	UNCW	4 6	52	H	UNCG	8 4	155	A	Charlotte	7 1
16	A	Virginia	3 5	26	H	UNCW	5 2	53	N	Alabama	2 1	155	H	Charlotte	7 3
16	A	Virginia	5 2	31	H	Wake Forest	3 2	58	H	Boston College	0 1	189	A	Elon	23 3
16	A	Virginia	8 7	31	H	Wake Forest	11 7	58	H	Boston College	3 2	196	H	Fairfield	4 2
17	A	Coastal Caro.	13 10	31	H	Wake Forest	6 1	58	H	Boston College	0 7	196	H	Fairfield	4 0
18	A	Georgia Tech	15 6	35	A	East Carolina	3 15	67	N	Old Dominion	0 5	226	H	Niagara	7 1
18	A	Georgia Tech	7 16	35	H	East Carolina	6 1	68	H	Notre Dame	4 8	271	H	Bucknell	5 2
18	A	Georgia Tech	8 3	43	H	Duke	3 2	68	H	Notre Dame	16 6	286	A	N.C. A&T	9 1
				43	H	Duke	12 2	68	H	Notre Dame	9 1	286	H	N.C. A&T	25 1
				43	H	Duke	1 2	69	H	Wright St.	8 10				
								69	H	Wright St.	6 1				
								69	H	Wright St.	8 4				
								76	N	Kent St.	7 5				
								82	H	Indiana St.	8 3				
								82	H	Indiana St.	7 11				
								94	H	Morehead St.	7 5				
				LAST 15 GAMES											
				43	H	Duke	1 2	18	A	Georgia Tech	7 16				
				43	H	Duke	12 2	18	A	Georgia Tech	15 6				
				43	H	Duke	3 2	18	A	Georgia Tech	8 3				
				35	H	East Carolina	6 1								
				286	H	N.C. A&T	25 1								

Non-Div. I Games:

North Carolina St.

286	A	N.C. A&T	9	1
35	A	East Carolina	3	15

N
o
r
t
h
C
a
r
o
l
i
n
a
S
t
.

N
o
r
t
h
C
a
r
o
l
i
n
a
S
t
.

Average RPI Win:		104	WON-LOST RECORD		WINNING PCT. RANK		LAST 15 GAMES		STRENGTH OF SCHEDULE		OPP. STRENGTH OF SCHEDULE		TEAM RPI		ADJ RPI		CONF. RPI		ADJ CONF. RPI				
DIV. I ONLY			29-10-1		.7375 14		9-5-1		40		51		9		.60015 9		8		8				
DIV. I NON-CONF.			21-6-1		.76786 21		3-1-1		55		28		10		.60027 10		9		9				
TOTALS		RPI 1-25		RPI 26-50		W-L RECORDS		RPI 51-100		RPI 101-150		RPI 150+											
29-10-1		1-0-0		3-1-0		OVERALL		10-7-1		11-2-0		4-0-0											
20-1-0		0-0-0		0-0-0		HOME		7-1-0		10-0-0		3-0-0											
6-9-1		0-0-0		2-1-0		AWAY		3-6-1		0-2-0		1-0-0											
3-0-0		1-0-0		1-0-0		NEUTRAL		0-0-0		1-0-0		0-0-0											
21-6-1		1-0-0		1-0-0		NON-CONFERENCE		10-4-1		8-2-0		1-0-0											
14-1-0		0-0-0		0-0-0		HOME		7-1-0		7-0-0		0-0-0											
4-5-1		0-0-0		0-0-		AWAY		3-3-1		0-2-0		1-0-0											
3-0-0		1-0-0		1-0-0		NEUTRAL		0-0-0		1-0-0		0-0-0											
8-4-0		0-0-0		2-1-0		CONFERENCE		0-3-0		3-0-0		3-0-0											
6-0-0		0-0-0		0-0-0		HOME		0-0-0		3-0-0		3-0-0											
2-4-0		0-0-0		2-1-0		AWAY		0-3-0		0-0-0		0-0-0											
0-0-0		0-0-0		0-0-0		NEUTRAL		0-0-0		0-0-0		0-0-0											
RPI	S	Opponent		Score		RPI	S	Opponent		Score		RPI	S	Opponent		Score							
25	N	Bryant		16 2		39	A	Long Beach St.		4 3		57	A	St. Mary's (CA)		4 3		108	N	San Diego		9 3	
						39	A	Long Beach St.		0 2		57	H	St. Mary's (CA)		4 7		113	H	CSUN		1 0	
						39	A	Long Beach St.		3 1		60	H	Hartford		2 1		113	H	CSUN		8 2	
						40	N	Kentucky		11 4		60	H	Hartford		7 6		113	H	CSUN		5 4	
												60	H	Hartford		7 4		114	A	Pepperdine		2 6	
												61	H	UConn		6 2		115	A	Southern California		5 9	
												61	H	UConn		5 3		115	H	Southern California		10 1	
												61	H	UConn		9 6		115	H	Southern California		5 2	
												74	A	Col. of Charleston		7 4		137	H	Nevada		5 4	
												74	A	Col. of Charleston		3 10		139	H	San Francisco		7 3	
												74	A	Col. of Charleston		6 6		139	H	San Francisco		6 5	
												85	H	UCLA		11 6		139	H	San Francisco		8 2	
												86	A	Cal Poly		0 7		139	H	San Francisco		13 5	
												86	A	Cal Poly		5 10		185	H	Hawaii		5 4	
												86	A	Cal Poly		3 4		185	H	Hawaii		14 2	
												100	A	Oregon		1 0		185	H	Hawaii		6 3	
												100	A	Oregon		1 13		261	A	CSU Bakersfield		10 4	
												100	A	Oregon		1 3							
LAST 15 GAMES																							
						185	H	Hawaii		5 4		137	H	Nevada		5 4							
						185	H	Hawaii		6 3		113	H	CSUN		8 2							
						185	H	Hawaii		14 2		113	H	CSUN		5 4							
						57	A	St. Mary's (CA)		4 3													
						86	A	Cal Poly		3 4													

Non-Div. I Games:

UC Santa Barbara

86 A Cal Poly	5	10
86 A Cal Poly	0	7

U
C
S
a
n
t
a
B
a
r
b
a
r
a

U
C
S
a
n
t
a
B
a
r
b
a
r
a

Average RPI Win:	108	WON-LOST RECORD	WINNING PCT. RANK	LAST 15 GAMES	STRENGTH OF SCHEDULE	OPP. STRENGTH OF SCHEDULE	TEAM RPI	ADJ RPI	CONF. RPI	ADJ CONF. RPI		
DIV. I ONLY		27-15-0	.64286	53	7-8-0	9	3	10	.5954	10	2	2
DIV. I NON-CONF.		17-2-0	.89474	6	3-0-0	147	29	7	.60737	7	1	1
<hr/>												
TOTALS	RPI 1-25	RPI 26-50		W-L RECORDS		RPI 51-100		RPI 101-150		RPI 150+		
27-15-0	4-10-0	7-4-0		OVERALL		3-0-0		3-0-0		10-1-0		
18-5-0	3-3-0	3-1-0		HOME		3-0-0		1-0-0		8-1-0		
8-10-0	0-7-0	4-3-0		AWAY		0-0-0		2-0-0		2-0-0		
1-0-0	1-0-0	0-0-0		NEUTRAL		0-0-0		0-0-0		0-0-0		
17-2-0	2-1-0	2-0-0		NON-CONFERENCE		0-0-0		3-0-0		10-1-0		
11-1-0	1-0-0	1-0-0		HOME		0-0-0		1-0-0		8-1-0		
5-1-0	0-1-0	1-0-		AWAY		0-0-0		2-0-0		2-0-0		
1-0-0	1-0-0	0-0-0		NEUTRAL		0-0-0		0-0-0		0-0-0		
10-13-0	2-9-0	5-4-0		CONFERENCE		3-0-0		0-0-0		0-0-0		
7-4-0	2-3-0	2-1-0		HOME		3-0-0		0-0-0		0-0-0		
3-9-0	0-6-0	3-3-0		AWAY		0-0-0		0-0-0		0-0-0		
0-0-0	0-0-0	0-0-0		NEUTRAL		0-0-0		0-0-0		0-0-0		
RPI	S	Opponent	Score	RPI	S	Opponent	Score	RPI	S	Opponent	Score	
2	A	Louisville	2 15	28	A	Georgia	11 6	58	H	Boston College	6 2	
2	A	Louisville	8 9	28	H	Georgia	12 0	58	H	Boston College	3 2	
2	A	Louisville	2 7	31	A	Wake Forest	13 8	58	H	Boston College	6 1	
3	A	South Carolina	1 8	31	A	Wake Forest	4 6					
3	H	South Carolina	4 1	31	A	Wake Forest	6 5					
3	N	South Carolina	5 0	43	A	Duke	1 2					
4	A	Miami (FL)	4 5	43	A	Duke	3 2					
4	A	Miami (FL)	5 10	43	A	Duke	3 5					
4	A	Miami (FL)	8 9	44	H	Pittsburgh	5 15					
6	H	Florida St.	2 11	44	H	Pittsburgh	14 6					
6	H	Florida St.	10 3	44	H	Pittsburgh	4 3					
18	H	Georgia Tech	8 7									
18	H	Georgia Tech	5 7									
18	H	Georgia Tech	1 16									
<hr/>												
LAST 15 GAMES												
6	H	Florida St.	2 11	2	A	Louisville	2 7					
6	H	Florida St.	10 3	2	A	Louisville	2 15					
18	H	Georgia Tech	5 7	119	H	Western Caro.	7 6					
18	H	Georgia Tech	1 16									
18	H	Georgia Tech	8 7									

Non-Div. I Games:

Clemson

28	H	Georgia	12	0
2	A	Louisville	8	9

C
l
e
m
s
o
n

C
l
e
m
s
o
n

Average RPI Win: 107		WON-LOST	WINNING	LAST 15	STRENGTH OF		OPP. STRENGTH	TEAM	ADJ	CONF.	ADJ CONF.
Average RPI Loss: 40		RECORD	PCT. RANK	GAMES	SCHEDULE		OF SCHEDULE	RPI	RPI	RPI	RPI
DIV. I ONLY		30-14-1	.67778	35	9-6-0		7	15	11	.59438	11
DIV. I NON-CONF.		17-5-1	.76087	26	2-0-0		192	163	81	.53771	81
TOTALS		RPI 1-25	RPI 26-50		W-L RECORDS		RPI 51-100		RPI 101-150		RPI 150+
30-14-1		10-7-0	3-3-0		OVERALL		5-3-0		1-0-1		11-1-0
18-9-0		2-4-0	3-3-0		HOME		3-1-0		0-0-0		10-1-0
9-5-0		6-3-0	0-0-0		AWAY		2-2-0		1-0-0		0-0-0
3-0-1		2-0-0	0-0-0		NEUTRAL		0-0-0		0-0-1		1-0-0
17-5-1		1-0-0	1-2-0		NON-CONFERENCE		3-2-0		1-0-1		11-1-0
14-4-0		0-0-0	1-2-0		HOME		3-1-0		0-0-0		10-1-0
1-1-0		0-0-0	0-0-0		AWAY		0-1-0		1-0-0		0-0-0
2-0-1		1-0-0	0-0-0		NEUTRAL		0-0-0		0-0-1		1-0-0
13-9-0		9-7-0	2-1-0		CONFERENCE		2-1-0		0-0-0		0-0-0
4-5-0		2-4-0	2-1-0		HOME		0-0-0		0-0-0		0-0-0
8-4-0		6-3-0	0-0-0		AWAY		2-1-0		0-0-0		0-0-0
1-0-0		1-0-0	0-0-0		NEUTRAL		0-0-0		0-0-0		0-0-0
RPI S	Opponent	Score	RPI S	Opponent	Score	RPI S	Opponent	Score	RPI S	Opponent	Score
1 A	Florida	2 8	28 H	Georgia	8 11	53 A	Alabama	3 4	115 A	Southern California	8 7
1 A	Florida	10 4	28 H	Georgia	9 2	53 A	Alabama	12 5	122 N	Oklahoma	5 5
1 A	Florida	2 1	28 H	Georgia	3 1	53 A	Alabama	2 1	157 N	La.-Monroe	1 0
5 H	Texas A&M	3 10	29 H	Fla. Atlantic	6 10	73 H	Oral Roberts	1 3	199 H	Nicholls St.	5 0
5 H	Texas A&M	5 10	29 H	Fla. Atlantic	0 4	85 A	UCLA	1 2	199 H	Nicholls St.	8 0
5 H	Texas A&M	6 10	37 H	South Ala.	7 3	100 H	Oregon	9 3	213 H	UMass Lowell	4 2
7 H	Ole Miss	5 8				100 H	Oregon	10 4	213 H	UMass Lowell	4 2
7 H	Ole Miss	6 2				100 H	Oregon	5 2	217 H	Eastern Ky.	12 16
7 H	Ole Miss	3 1							224 H	South Dakota St.	15 5
7 N	Ole Miss	2 0							224 H	South Dakota St.	17 4
12 A	Vanderbilt	6 12							227 H	Memphis	11 1
12 A	Vanderbilt	2 1							269 H	UT Martin	14 0
12 A	Vanderbilt	5 4							290 H	Alcorn	14 0
15 A	LSU	12 8							299 H	Mississippi Val.	16 1
15 A	LSU	2 1									
15 A	LSU	8 11									
19 N	Southern Miss.	13 5									
LAST 15 GAMES											
53 A	Alabama	2 1	157 N	La.-Monroe	1 0						
53 A	Alabama	3 4	5 H	Texas A&M	5 10						
53 A	Alabama	12 5	5 H	Texas A&M	6 10						
7 N	Ole Miss	2 0									
15 A	LSU	8 11									

Non-Div. I Games:

Mississippi St.

15 A LSU	2	1
15 A LSU	12	8

M
i
s
s
i
s
s
i
p
p
i
s
t
.

M
i
s
s
i
s
s
i
p
p
i
s
t
.

Average RPI Win: 117		WON-LOST	WINNING	LAST 15	STRENGTH OF		OPP. STRENGTH	TEAM	ADJ	CONF.	ADJ CONF.
Average RPI Loss: 49		RECORD	PCT. RANK	GAMES	SCHEDULE		OF SCHEDULE	RPI	RPI	RPI	RPI
DIV. I ONLY		34-10-0	.77273	7	3-0-0		77	9	12	.59368	12
DIV. I NON-CONF.		21-2-0	.91304	2	1-0-0		241	87	18	.58634	18
TOTALS		RPI 1-25	RPI 26-50		W-L RECORDS		RPI 51-100		RPI 101-150		RPI 150+
34-10-0		4-5-0	5-1-0		OVERALL		7-3-0		7-0-0		11-1-0
26-4-0		3-3-0	5-1-0		HOME		1-0-0		7-0-0		10-0-0
7-6-0		1-2-0	0-0-0		AWAY		6-3-0		0-0-0		0-1-0
1-0-0		0-0-0	0-0-0		NEUTRAL		0-0-0		0-0-0		1-0-0
21-2-0		0-0-0	0-0-0		NON-CONFERENCE		3-1-0		7-0-0		11-1-0
18-0-0		0-0-0	0-0-0		HOME		1-0-0		7-0-0		10-0-0
2-2-0		0-0-0	0-0-		AWAY		2-1-0		0-0-0		0-1-0
1-0-0		0-0-0	0-0-0		NEUTRAL		0-0-0		0-0-0		1-0-0
13-8-0		4-5-0	5-1-0		CONFERENCE		4-2-0		0-0-0		0-0-0
8-4-0		3-3-0	5-1-0		HOME		0-0-0		0-0-0		0-0-0
5-4-0		1-2-0	0-0-0		AWAY		4-2-0		0-0-0		0-0-0
0-0-0		0-0-0	0-0-0		NEUTRAL		0-0-0		0-0-0		0-0-0
RPI S	Opponent	Score	RPI S	Opponent	Score	RPI S	Opponent	Score	RPI S	Opponent	Score
3 H	South Carolina	0 4	28 H	Georgia	10 3	65 H	Austin Peay	8 5	108 H	San Diego	8 4
3 H	South Carolina	10 6	28 H	Georgia	15 3	77 A	Tennessee	3 5	108 H	San Diego	13 6
3 H	South Carolina	6 3	28 H	Georgia	10 3	77 A	Tennessee	1 2	108 H	San Diego	17 1
11 H	Mississippi St.	12 6	40 H	Kentucky	3 2	77 A	Tennessee	6 0	145 H	Central Ark.	8 6
11 H	Mississippi St.	4 5	40 H	Kentucky	3 0	84 A	Stanford	5 2	150 H	Xavier	5 2
11 H	Mississippi St.	1 2	40 H	Kentucky	0 3	84 A	Stanford	1 4	150 H	Xavier	14 3
15 A	LSU	4 13				84 A	Stanford	4 1	150 H	Xavier	7 0
15 A	LSU	9 7				89 A	Missouri	17 7	158 A	Middle Tenn.	4 7
15 A	LSU	2 3				89 A	Missouri	8 6	158 H	Middle Tenn.	7 4
						89 A	Missouri	2 0	180 H	Ill.-Chicago	20 8
									180 H	Ill.-Chicago	6 5
									180 H	Ill.-Chicago	9 0
									198 H	Radford	12 0
									198 H	Radford	13 4
									205 H	Northern Ill.	9 2
									208 N	Belmont	8 2
									221 H	Lipscomb	4 3
									269 H	UT Martin	11 6
									276 H	Eastern Ill.	9 1
LAST 15 GAMES											
65 H	Austin Peay	8 5	145 H	Central Ark.	8 6						
28 H	Georgia	10 3	40 H	Kentucky	0 3						
28 H	Georgia	10 3	40 H	Kentucky	3 2						
28 H	Georgia	15 3									
77 A	Tennessee	3 5									

Non-Div. I Games:

Vanderbilt

77 A Tennessee	1	2
77 A Tennessee	6	0

V
a
n
d
e
r
b
i
l
l
t

V
a
n
d
e
r
b
i
l
l
t

[illegible]

Non-Div. I Games:

Texas Tech

125 H Texas	4	7
125 H Texas	13	6

T
e
x
a
s
T
e
c
h

T
e
x
a
s
T
e
c
h

Average RPI Win:		96	WON-LOST RECORD		WINNING PCT. RANK	LAST 15 GAMES		STRENGTH OF SCHEDULE		OPP. STRENGTH OF SCHEDULE	TEAM RPI	ADJ RPI	CONF. RPI	ADJ CONF. RPI			
DIV. I ONLY			28-15-0		.65116	46		7-8-0		11	20	14	.58954	14	2	2	
DIV. I NON-CONF.			19-3-0		.86364	7		4-2-0		15	85	4	.62815	4	1	1	
TOTALS		RPI 1-25		RPI 26-50		W-L RECORDS		RPI 51-100		RPI 101-150		RPI 150+					
28-15-0		6-8-0		7-4-0		OVERALL		3-1-0		2-0-0		10-2-0					
20-6-0		4-3-0		3-1-0		HOME		1-0-0		2-0-0		10-2-0					
7-9-0		1-5-0		4-3-0		AWAY		2-1-0		0-0-0		0-0-0					
1-0-0		1-0-0		0-0-0		NEUTRAL		0-0-0		0-0-0		0-0-0					
19-3-0		4-1-0		2-0-0		NON-CONFERENCE		3-1-0		2-0-0		8-1-0					
15-2-0		3-1-0		1-0-0		HOME		1-0-0		2-0-0		8-1-0					
3-1-0		0-0-0		1-0-		AWAY		2-1-0		0-0-0		0-0-0					
1-0-0		1-0-0		0-0-0		NEUTRAL		0-0-0		0-0-0		0-0-0					
9-12-0		2-7-0		5-4-0		CONFERENCE		0-0-0		0-0-0		2-1-0					
5-4-0		1-2-0		2-1-0		HOME		0-0-0		0-0-0		2-1-0					
4-8-0		1-5-0		3-3-0		AWAY		0-0-0		0-0-0		0-0-0					
0-0-0		0-0-0		0-0-0		NEUTRAL		0-0-0		0-0-0		0-0-0					
RPI	S	Opponent		Score		RPI	S	Opponent		Score		RPI	S	Opponent		Score	
3	N	South Carolina		15	0	26	H	UNCW		10	9	63	H	High Point		8	1
4	A	Miami (FL)		4	10	31	A	Wake Forest		4	5	85	A	UCLA		14	5
4	A	Miami (FL)		4	7	31	A	Wake Forest		1	6	85	A	UCLA		4	0
4	A	Miami (FL)		3	7	31	A	Wake Forest		2	3	85	A	UCLA		5	6
16	A	Virginia		9	15	35	A	East Carolina		17	4			112		H	William & Mary
16	A	Virginia		4	7	43	A	Duke		8	2			119		H	Western Caro.
16	A	Virginia		8	1	43	A	Duke		11	2			156		H	Gardner-Webb
17	H	Coastal Caro.		3	6	43	A	Duke		12	2			162		H	Winthrop
18	H	Georgia Tech		2	3	44	H	Pittsburgh		4	0			166		H	Campbell
18	H	Georgia Tech		0	6	44	H	Pittsburgh		14	2			187		H	Virginia Tech
18	H	Georgia Tech		8	0	44	H	Pittsburgh		0	5			187		H	Virginia Tech
22	H	Oklahoma St.		7	6									187		H	Virginia Tech
22	H	Oklahoma St.		2	1									189		H	Elon
22	H	Oklahoma St.		4	3									196		H	Fairfield
LAST 15 GAMES																	
		166		H	Campbell	9	4			16	A	Virginia	9	15			
		26		H	UNCW	10	9			16	A	Virginia	8	1			
		31		A	Wake Forest	2	3			16	A	Virginia	4	7			
		31		A	Wake Forest	4	5										
		31		A	Wake Forest	1	6										

Non-Div. I Games:

North Carolina

112	H	William & Mary	17	2
17	H	Coastal Caro.	3	6

N
o
r
t
h
C
a
r
o
l
i
n
a

N
o
r
t
h
C
a
r
o
l
i
n
a

Average RPI Win: 111		WON-LOST	WINNING	LAST 15	STRENGTH OF	OPP. STRENGTH	TEAM	ADJ	CONF.	ADJ CONF.							
Average RPI Loss: 51		RECORD	PCT. RANK	GAMES	SCHEDULE	OF SCHEDULE	RPI	RPI	RPI	RPI							
DIV. I ONLY		28-16-0	.63636	57	8-7-0	4	48	15	.58889	15	1	1					
DIV. I NON-CONF.		17-6-0	.73913	32	2-2-0	22	218	27	.57484	27	2	2					
<hr/>																	
TOTALS		RPI 1-25		RPI 26-50		W-L RECORDS		RPI 51-100		RPI 101-150		RPI 150+					
28-16-0		6-7-0		0-2-0		OVERALL		7-4-0		5-1-0		10-2-0					
19-9-0		3-3-0		0-1-0		HOME		4-3-0		3-0-0		9-2-0					
8-7-0		2-4-0		0-1-0		AWAY		3-1-0		2-1-0		1-0-0					
1-0-0		1-0-0		0-0-0		NEUTRAL		0-0-0		0-0-0		0-0-0					
<hr/>																	
17-6-0		1-0-0		0-2-0		NON-CONFERENCE		3-2-0		3-0-0		10-2-0					
15-4-0		0-0-0		0-1-0		HOME		3-1-0		3-0-0		9-2-0					
1-2-0		0-0-0		0-0-		AWAY		0-1-0		0-0-0		1-0-0					
1-0-0		1-0-0		0-0-0		NEUTRAL		0-0-0		0-0-0		0-0-0					
<hr/>																	
11-10-0		5-7-0		0-0-0		CONFERENCE		4-2-0		2-1-0		0-0-0					
4-5-0		3-3-0		0-0-0		HOME		1-2-0		0-0-0		0-0-0					
7-5-0		2-4-0		0-0-0		AWAY		3-0-0		2-1-0		0-0-0					
0-0-0		0-0-0		0-0-0		NEUTRAL		0-0-0		0-0-0		0-0-0					
<hr/>																	
RPI	S	Opponent		Score		RPI	S	Opponent		Score		RPI	S	Opponent		Score	
5	A	Texas A&M		1 3		34	A	Tulane		1 4		53	H	Alabama		7 5	
5	A	Texas A&M		1 6		34	H	Tulane		1 7		53	H	Alabama		0 6	
5	A	Texas A&M		3 2								53	H	Alabama		3 4	
7	A	Ole Miss		6 7								54	H	Southeastern La.		11 4	
7	A	Ole Miss		6 3								56	A	Lamar		11 12	
7	A	Ole Miss		2 8								64	H	Louisiana Tech		6 3	
11	H	Mississippi St.		8 12								66	H	New Orleans		9 4	
11	H	Mississippi St.		11 8								89	A	Missouri		9 5	
11	H	Mississippi St.		1 2								89	A	Missouri		15 2	
12	H	Vanderbilt		3 2								89	A	Missouri		7 5	
12	H	Vanderbilt		13 4								96	H	McNeese St.		0 7	
12	H	Vanderbilt		7 9													
20	N	La.-Lafayette		8 5													
<hr/>																	
LAST 15 GAMES																	
						7	A	Ole Miss		2 8		54	H	Southeastern La.		11 4	
						7	A	Ole Miss		6 3		89	A	Missouri		15 2	
						7	A	Ole Miss		6 7		89	A	Missouri		9 5	
						34	A	Tulane		1 4							
						11	H	Mississippi St.		11 8							

Non-Div. I Games:

LSU

11 H Mississippi St.	1	2
11 H Mississippi St.	8	12

L
S
U

L
S
U

Average RPI Win: 107		WON-LOST	WINNING	LAST 15	STRENGTH OF		OPP. STRENGTH	TEAM	ADJ		CONF.	ADJ CONF.		
Average RPI Loss: 41		RECORD	PCT. RANK	GAMES	SCHEDULE		OF SCHEDULE	RPI	RPI		RPI	RPI		
DIV. I ONLY		30-17-0	.6383	56	10-5-0		6	19	16	.58872	16	2		
DIV. I NON-CONF.		16-7-0	.69565	48	3-1-0		123	126	78	.53823	78	1		
TOTALS		RPI 1-25	RPI 26-50		W-L RECORDS		RPI 51-100		RPI 101-150		RPI 150+			
30-17-0		6-7-0	8-4-0		OVERALL		3-5-0		3-1-0		10-0-0			
18-9-0		3-3-0	3-3-0		HOME		0-2-0		3-1-0		9-0-0			
10-8-0		3-4-0	5-1-0		AWAY		2-3-0		0-0-0		0-0-0			
2-0-0		0-0-0	0-0-0		NEUTRAL		1-0-0		0-0-0		1-0-0			
16-7-0		0-1-0	1-2-0		NON-CONFERENCE		2-3-0		3-1-0		10-0-0			
13-5-0		0-0-0	1-2-0		HOME		0-2-0		3-1-0		9-0-0			
1-2-0		0-1-0	0-0-		AWAY		1-1-0		0-0-0		0-0-0			
2-0-0		0-0-0	0-0-0		NEUTRAL		1-0-0		0-0-0		1-0-0			
14-10-0		6-6-0	7-2-0		CONFERENCE		1-2-0		0-0-0		0-0-0			
5-4-0		3-3-0	2-1-0		HOME		0-0-0		0-0-0		0-0-0			
9-6-0		3-3-0	5-1-0		AWAY		1-2-0		0-0-0		0-0-0			
0-0-0		0-0-0	0-0-0		NEUTRAL		0-0-0		0-0-0		0-0-0			
RPI	S	Opponent	Score		RPI	S	Opponent	Score		RPI	S	Opponent	Score	
2	A	Louisville	4	11	31	H	Wake Forest	6	4	58	A	Boston College	3	0
2	A	Louisville	0	15	31	H	Wake Forest	4	0	58	A	Boston College	4	5
2	A	Louisville	6	3	31	H	Wake Forest	8	9	58	A	Boston College	2	3
4	A	Miami (FL)	6	5	35	H	East Carolina	4	2	67	A	Old Dominion	8	4
4	A	Miami (FL)	7	3	35	H	East Carolina	5	8	67	H	Old Dominion	4	5
4	A	Miami (FL)	2	9	35	H	East Carolina	1	6	76	N	Kent St.	8	6
8	H	North Carolina St.	5	3	43	A	Duke	7	6	83	A	VCU	5	7
8	H	North Carolina St.	7	8	43	A	Duke	6	0	83	H	VCU	5	11
8	H	North Carolina St.	2	5	43	A	Duke	0	3					
14	H	North Carolina	15	9	44	A	Pittsburgh	5	1					
14	H	North Carolina	7	4	44	A	Pittsburgh	7	6					
14	H	North Carolina	1	8	44	A	Pittsburgh	9	1					
17	A	Coastal Caro.	4	5										
LAST 15 GAMES														
					44	A	Pittsburgh	9	1	83	H	VCU	5	11
					44	A	Pittsburgh	7	6	198	H	Radford	11	3
					44	A	Pittsburgh	5	1	14	H	North Carolina	15	9
					67	A	Old Dominion	8	4					
					4	A	Miami (FL)	7	3					

Non-Div. I Games:

Virginia

4 A Miami (FL)	2	9
4 A Miami (FL)	6	5

V
i
r
g
i
n
i
a

V
i
r
g
i
n
i
a

Average RPI Win:	125	WON-LOST RECORD	WINNING PCT. RANK	LAST 15 GAMES	STRENGTH OF SCHEDULE	OPP. STRENGTH OF SCHEDULE	TEAM RPI	ADJ RPI	CONF. RPI	ADJ CONF. RPI		
DIV. I ONLY		31-14-0	.68889	30	11-4-0	12	59	17	.58814	17	16	16
DIV. I NON-CONF.		18-12-0	.6	84	3-3-0	7	9	33	.5697	33	20	20
<hr/>												
TOTALS	RPI 1-25	RPI 26-50		W-L RECORDS		RPI 51-100		RPI 101-150		RPI 150+		
31-14-0	2-6-0	3-1-0		OVERALL		9-5-0		0-1-0		17-1-0		
24-7-0	1-2-0	2-1-0		HOME		9-3-0		0-1-0		12-0-0		
7-7-0	1-4-0	1-0-0		AWAY		0-2-0		0-0-0		5-1-0		
0-0-0	0-0-0	0-0-0		NEUTRAL		0-0-0		0-0-0		0-0-0		
18-12-0	2-6-0	3-1-0		NON-CONFERENCE		7-4-0		0-1-0		6-0-0		
16-6-0	1-2-0	2-1-0		HOME		7-2-0		0-1-0		6-0-0		
2-6-0	1-4-0	1-0-		AWAY		0-2-0		0-0-0		0-0-0		
0-0-0	0-0-0	0-0-0		NEUTRAL		0-0-0		0-0-0		0-0-0		
13-2-0	0-0-0	0-0-0		CONFERENCE		2-1-0		0-0-0		11-1-0		
8-1-0	0-0-0	0-0-0		HOME		2-1-0		0-0-0		6-0-0		
5-1-0	0-0-0	0-0-0		AWAY		0-0-0		0-0-0		5-1-0		
0-0-0	0-0-0	0-0-0		NEUTRAL		0-0-0		0-0-0		0-0-0		
RPI	S	Opponent	Score	RPI	S	Opponent	Score	RPI	S	Opponent	Score	
3	A	South Carolina	2 4	26	A	UNCW	6 4	52	H	UNCG	2 4	
7	H	Ole Miss	2 8	31	H	Wake Forest	0 11	52	H	UNCG	7 4	
8	H	North Carolina St.	10 13	31	H	Wake Forest	7 6	63	H	High Point	4 0	
14	A	North Carolina	6 3	43	H	Duke	10 6	63	H	High Point	17 5	
16	H	Virginia	5 4					63	H	High Point	2 5	
18	A	Georgia Tech	2 4					74	A	Col. of Charleston	4 9	
18	A	Georgia Tech	1 9					74	A	Col. of Charleston	2 4	
18	A	Georgia Tech	8 9					74	H	Col. of Charleston	5 3	
								74	H	Col. of Charleston	9 5	
								88	H	Marshall	9 3	
								91	H	Illinois	10 4	
								91	H	Illinois	12 4	
								97	H	Ohio St.	4 6	
								97	H	Ohio St.	3 2	

Non-Div. I Games:

Coastal Caro.

63	H	High Point	4	0
74	H	Col. of Charleston	9	5

C
o
a
s
t
a
l
C
a
r
o
.

C
o
a
s
t
a
l
C
a
r
o
.

Average RPI Win: 120		WON-LOST	WINNING	LAST 15	STRENGTH OF		OPP. STRENGTH	TEAM	ADJ		CONF.	ADJ CONF.
Average RPI Loss: 32		RECORD	PCT. RANK	GAMES	SCHEDULE		OF SCHEDULE	RPI	RPI		RPI	RPI
DIV. I ONLY		30-14-0	.68182	34	8-7-0		21	7	18		.5869	18
DIV. I NON-CONF.		20-4-0	.83333	10	4-3-0		71	49	12		.59749	12
TOTALS		RPI 1-25	RPI 26-50		W-L RECORDS		RPI 51-100		RPI 101-150		RPI 150+	
30-14-0		8-7-0	2-5-0		OVERALL		2-1-0		6-1-0		12-0-0	
20-7-0		4-2-0	1-3-0		HOME		1-1-0		4-1-0		10-0-0	
10-7-0		4-5-0	1-2-0		AWAY		1-0-0		2-0-0		2-0-0	
0-0-0		0-0-0	0-0-0		NEUTRAL		0-0-0		0-0-0		0-0-0	
20-4-0		3-0-0	0-2-0		NON-CONFERENCE		2-1-0		6-1-0		9-0-0	
15-3-0		3-0-0	0-1-0		HOME		1-1-0		4-1-0		7-0-0	
5-1-0		0-0-0	0-0-		AWAY		1-0-0		2-0-0		2-0-0	
0-0-0		0-0-0	0-0-0		NEUTRAL		0-0-0		0-0-0		0-0-0	
10-10-0		5-7-0	2-3-0		CONFERENCE		0-0-0		0-0-0		3-0-0	
5-4-0		1-2-0	1-2-0		HOME		0-0-0		0-0-0		3-0-0	
5-6-0		4-5-0	1-1-0		AWAY		0-0-0		0-0-0		0-0-0	
0-0-0		0-0-0	0-0-0		NEUTRAL		0-0-0		0-0-0		0-0-0	
RPI S	Opponent	Score	RPI S	Opponent	Score	RPI S	Opponent	Score	RPI S	Opponent	Score	
6 A	Florida St.	2 8	28 A	Georgia	5 13	83 H	VCU	9 1	110 A	Auburn	4 1	
6 A	Florida St.	9 14	28 H	Georgia	1 3	92 A	Mercer	6 5	110 H	Auburn	3 14	
6 A	Florida St.	3 8	43 H	Duke	13 14	92 H	Mercer	8 9	119 H	Western Caro.	14 3	
8 H	North Carolina St.	6 15	43 H	Duke	4 10				119 H	Western Caro.	5 4	
8 H	North Carolina St.	16 7	43 H	Duke	3 2				119 H	Western Caro.	4 3	
8 H	North Carolina St.	3 8	44 A	Pittsburgh	6 13				127 A	Ga. Southern	6 5	
10 A	Clemson	16 1	44 A	Pittsburgh	6 3				127 H	Ga. Southern	6 1	
10 A	Clemson	7 5							187 H	Virginia Tech	8 3	
10 A	Clemson	7 8							187 H	Virginia Tech	16 8	
14 A	North Carolina	6 0							187 H	Virginia Tech	14 4	
14 A	North Carolina	3 2							194 A	Kennesaw St.	13 2	
14 A	North Carolina	0 8							194 H	Kennesaw St.	4 2	
17 H	Coastal Caro.	9 8							202 H	UMBC	6 1	
17 H	Coastal Caro.	4 2							202 H	UMBC	9 2	
17 H	Coastal Caro.	9 1							202 H	UMBC	4 1	
									219 A	Georgia St.	11 5	
									219 H	Georgia St.	11 6	
									251 H	Western Mich.	13 0	
									260 H	Purdue	5 2	
LAST 15 GAMES												
17 H	Coastal Caro.	4 2	219 A	Georgia St.	11 5							
17 H	Coastal Caro.	9 8	92 H	Mercer	8 9							
17 H	Coastal Caro.	9 1	8 H	North Carolina St.	16 7							
28 A	Georgia	5 13										
10 A	Clemson	7 5										

Non-Div. I Games:

Georgia Tech

10 A Clemson	16	1
10 A Clemson	7	8

Average RPI Win:	109	WON-LOST RECORD	WINNING PCT. RANK	LAST 15 GAMES	STRENGTH OF SCHEDULE	OPP. STRENGTH OF SCHEDULE	TEAM RPI	ADJ RPI	CONF. RPI	ADJ CONF. RPI		
DIV. I ONLY		31-14-0	.68889	30	9-6-0	45	10	19	.58614	19	4	4
DIV. I NON-CONF.		16-8-0	.66667	54	2-1-0	17	3	20	.58442	20	4	4
<hr/>												
TOTALS	RPI 1-25	RPI 26-50		W-L RECORDS		RPI 51-100		RPI 101-150		RPI 150+		
31-14-0	2-2-0	6-7-0		OVERALL		9-3-0		2-2-0		12-0-0		
19-3-0	1-0-0	5-1-0		HOME		4-2-0		0-0-0		9-0-0		
9-7-0	1-0-0	1-4-0		AWAY		3-1-0		1-2-0		3-0-0		
3-4-0	0-2-0	0-2-0		NEUTRAL		2-0-0		1-0-0		0-0-0		
16-8-0	2-2-0	3-4-0		NON-CONFERENCE		7-2-0		1-0-0		3-0-0		
11-2-0	1-0-0	3-0-0		HOME		4-2-0		0-0-0		3-0-0		
2-2-0	1-0-0	0-0-		AWAY		1-0-0		0-0-0		0-0-0		
3-4-0	0-2-0	0-2-0		NEUTRAL		2-0-0		1-0-0		0-0-0		
15-6-0	0-0-0	3-3-0		CONFERENCE		2-1-0		1-2-0		9-0-0		
8-1-0	0-0-0	2-1-0		HOME		0-0-0		0-0-0		6-0-0		
7-5-0	0-0-0	1-2-0		AWAY		2-1-0		1-2-0		3-0-0		
0-0-0	0-0-0	0-0-0		NEUTRAL		0-0-0		0-0-0		0-0-0		
RPI S	Opponent	Score	RPI S	Opponent	Score	RPI S	Opponent	Score	RPI S	Opponent	Score	
7 A	Ole Miss	5 1	29 A	Fla. Atlantic	4 9	51 N	Michigan St.	2 0	110 N	Auburn	3 1	
7 N	Ole Miss	2 6	29 A	Fla. Atlantic	5 9	53 H	Alabama	9 2	117 A	UAB	7 8	
11 N	Mississippi St.	5 13	29 A	Fla. Atlantic	4 3	54 A	Southeastern La.	9 7	117 A	UAB	3 5	
20 H	La.-Lafayette	7 2	30 H	Rice	2 1	54 H	Southeastern La.	2 4	117 A	UAB	11 0	
			30 H	Rice	3 4	66 H	New Orleans	7 4	155 A	Charlotte	9 6	
			30 H	Rice	2 1	80 N	Troy	6 2	155 A	Charlotte	16 6	
			34 A	Tulane	0 12	81 H	Samford	6 3	155 A	Charlotte	9 1	
			34 N	Tulane	7 12	81 H	Samford	8 10	158 H	Middle Tenn.	9 5	
			37 A	South Ala.	3 9	81 H	Samford	8 2	158 H	Middle Tenn.	12 11	
			37 N	South Ala.	2 4	88 A	Marshall	14 4	158 H	Middle Tenn.	6 4	
			48 H	Northwestern St.	8 5	88 A	Marshall	8 10	161 H	UTSA	13 2	
			48 H	Northwestern St.	15 5	88 A	Marshall	3 2	161 H	UTSA	6 5	
			48 H	Northwestern St.	8 6				161 H	UTSA	11 2	
									276 H	Eastern Ill.	6 1	
									276 H	Eastern Ill.	18 1	
									276 H	Eastern Ill.	6 4	
			LAST 15 GAMES									
			29 A	Fla. Atlantic	4 3	34 A	Tulane	0 12				
			29 A	Fla. Atlantic	4 9	117 A	UAB	11 0				
			29 A	Fla. Atlantic	5 9	117 A	UAB	7 8				
			20 H	La.-Lafayette	7 2							
			30 H	Rice	2 1							

Non-Div. I Games:

Southern Miss.

30 H Rice	3	4
30 H Rice	2	1

S
o
u
t
h
e
r
n
M
i
s
s
.

S
o
u
t
h
e
r
n
M
i
s
s
.

Average RPI Win: 116		WON-LOST RECORD		WINNING PCT. RANK		LAST 15 GAMES		STRENGTH OF SCHEDULE		OPP. STRENGTH OF SCHEDULE		TEAM RPI		ADJ RPI		CONF. RPI		ADJ CONF. RPI					
DIV. I ONLY		29-16-0		.64444		51		9-6-0		13		90		20		.58607		20		10		10	
DIV. I NON-CONF.		15-9-0		.625		70		4-3-0		1		46		9		.60342		9		10		10	
TOTALS		RPI 1-25		RPI 26-50		W-L RECORDS		RPI 51-100		RPI 101-150		RPI 150+											
29-16-0		0-4-0		4-1-0		OVERALL		8-5-0		10-5-0		7-1-0											
17-4-0		0-0-0		2-0-0		HOME		5-1-0		4-2-0		6-1-0											
11-9-0		0-1-0		1-1-0		AWAY		3-4-0		6-3-0		1-0-0											
1-3-0		0-3-0		1-0-0		NEUTRAL		0-0-0		0-0-0		0-0-0											
15-9-0		0-4-0		4-1-0		NON-CONFERENCE		6-4-0		3-0-0		2-0-0											
11-1-0		0-0-0		2-0-0		HOME		5-1-0		3-0-0		1-0-0											
3-5-0		0-1-0		1-0-		AWAY		1-3-0		0-0-0		1-0-0											
1-3-0		0-3-0		1-0-0		NEUTRAL		0-0-0		0-0-0		0-0-0											
14-7-0		0-0-0		0-0-0		CONFERENCE		2-1-0		7-5-0		5-1-0											
6-3-0		0-0-0		0-0-0		HOME		0-0-0		1-2-0		5-1-0											
8-4-0		0-0-0		0-0-0		AWAY		2-1-0		6-3-0		0-0-0											
0-0-0		0-0-0		0-0-0		NEUTRAL		0-0-0		0-0-0		0-0-0											
RPI	S	Opponent		Score		RPI	S	Opponent		Score		RPI	S	Opponent		Score							
13	N	Texas Tech		3	5	30	N	Rice		4	2	54	A	Southeastern La.		5	4						
15	N	LSU		5	8	34	A	Tulane		3	5	54	A	Southeastern La.		5	16						
19	A	Southern Miss.		2	7	34	H	Tulane		9	2	54	H	Southeastern La.		4	1						
23	N	TCU		1	7	48	A	Northwestern St.		10	1	64	A	Louisiana Tech		2	6						
						48	H	Northwestern St.		4	0	64	H	Louisiana Tech		3	6						
												66	H	New Orleans		7	4						
												80	A	Troy		4	2						
												80	A	Troy		8	3						
												80	A	Troy		1	4						
												87	H	Sam Houston St.		13	3						
												87	H	Sam Houston St.		2	1						
												87	H	Sam Houston St.		6	2						
												96	A	McNeese St.		2	7						
		</																					

Non-Div. I Games:

La.-Lafayette

169 H Texas St.	1	0
169 H Texas St.	1	2

L
a
.
-
L
a
f
a
y
e
t
t
e

L
a
.
-
L
a
f
a
y
e
t
t
e

Average RPI Win:	172	WON-LOST RECORD	WINNING PCT. RANK	LAST 15 GAMES	STRENGTH OF SCHEDULE	OPP. STRENGTH OF SCHEDULE	TEAM RPI	ADJ RPI	CONF. RPI	ADJ CONF. RPI		
DIV. I ONLY		30-9-0	.76923	8	12-3-0	119	126	21	.58039	21	18	18
DIV. I NON-CONF.		22-8-0	.73333	36	4-2-0	88	71	15	.58749	15	16	16
<hr/>												
TOTALS	RPI 1-25	RPI 26-50		W-L RECORDS		RPI 51-100		RPI 101-150		RPI 150+		
30-9-0	0-0-0	4-2-0		OVERALL		1-5-0		6-2-0		19-0-0		
19-2-0	0-0-0	2-1-0		HOME		1-0-0		6-1-0		10-0-0		
11-7-0	0-0-0	2-1-0		AWAY		0-5-0		0-1-0		9-0-0		
0-0-0	0-0-0	0-0-0		NEUTRAL		0-0-0		0-0-0		0-0-0		
22-8-0	0-0-0	4-2-0		NON-CONFERENCE		1-5-0		4-1-0		13-0-0		
14-1-0	0-0-0	2-1-0		HOME		1-0-0		4-0-0		7-0-0		
8-7-0	0-0-0	2-0-		AWAY		0-5-0		0-1-0		6-0-0		
0-0-0	0-0-0	0-0-0		NEUTRAL		0-0-0		0-0-0		0-0-0		
8-1-0	0-0-0	0-0-0		CONFERENCE		0-0-0		2-1-0		6-0-0		
5-1-0	0-0-0	0-0-0		HOME		0-0-0		2-1-0		3-0-0		
3-0-0	0-0-0	0-0-0		AWAY		0-0-0		0-0-0		3-0-0		
0-0-0	0-0-0	0-0-0		NEUTRAL		0-0-0		0-0-0		0-0-0		
RPI	S	Opponent	Score	RPI	S	Opponent	Score	RPI	S	Opponent	Score	
36	A	BYU	10 2	70	A	Nebraska	2 8	111	H	Seton Hall	4 5	
36	A	BYU	4 13	70	H	Nebraska	4 3	111	H	Seton Hall	7 1	
36	A	BYU	8 5	72	A	Fresno St.	1 2	111	H	Seton Hall	3 1	
46	H	Jacksonville	4 0	72	A	Fresno St.	1 2	117	H	UAB	4 3	
46	H	Jacksonville	3 4	72	A	Fresno St.	3 7	117	H	UAB	3 1	
46	H	Jacksonville	2 1	79	A	Arkansas	2 6	117	H	UAB	2 1	
								131	A	Kansas St.	2 8	
								131	H	Kansas St.	5 4	
								159	A	Stetson	7 5	
								159	A	Stetson	5 1	
								159	A	Stetson	4 1	
								172	H	Stony Brook	5 4	
								172	H	Stony Brook	4 0	
								172	H	Stony Brook	4 0	
								186	A	Murray St.	7 2	
								186	A	Murray St.	10 5	
								186	A	Murray St.	9 4	
								224	H	South Dakota St.	6 5	
								250	A	Villanova	10 4	
								250	A	Villanova	9 3	
								250	A	Villanova	6 5	
				LAST 15 GAMES								
250	A	Villanova	6 5	282	H	Butler	4 3	281	H	North Dakota	5 0	
250	A	Villanova	10 4	282	H	Butler	6 4	281	H	North Dakota	7 1	
250	A	Villanova	9 3	282	H	Butler	2 1	281	H	North Dakota	7 1	
36	A	BYU	8 5					282	H	Butler	2 1	
36	A	BYU	10 2					282	H	Butler	6 4	
								282	H	Butler	4 3	

Non-Div. I Games:

Creighton

36	A	BYU	4	13
79	A	Arkansas	2	6

C
r
e
i
g
h
t
o
n

C
r
e
i
g
h
t
o
n

Average RPI Win:		124	WON-LOST		WINNING		LAST 15		STRENGTH OF		OPP. STRENGTH		TEAM		ADJ		CONF.		ADJ CONF.				
Average RPI Loss:		55	RECORD		PCT. RANK		GAMES		SCHEDULE		OF SCHEDULE		RPI		RPI		RPI		RPI				
DIV. I ONLY			28-15-0		.65116		46		9-6-0		33		29		22		.57916		22				
DIV. I NON-CONF.			15-9-0		.625		70		0-2-0		51		22		47		.56064		47				
TOTALS		RPI 1-25		RPI 26-50		W-L RECORDS		RPI 51-100		RPI 101-150		RPI 150+											
28-15-0		2-7-0		3-1-0		OVERALL		4-3-0		13-4-0		6-0-0											
12-7-0		2-4-0		2-1-0		HOME		3-2-0		0-0-0		5-0-0											
15-7-0		0-3-0		1-0-0		AWAY		1-1-0		12-3-0		1-0-0											
1-1-0		0-0-0		0-0-0		NEUTRAL		0-0-0		1-1-0		0-0-0											
15-9-0		0-3-0		3-1-0		NON-CONFERENCE		4-3-0		2-2-0		6-0-0											
10-3-0		0-0-0		2-1-0		HOME		3-2-0		0-0-0		5-0-0											
4-5-0		0-3-0		1-0-		AWAY		1-1-0		1-1-0		1-0-0											
1-1-0		0-0-0		0-0-0		NEUTRAL		0-0-0		1-1-0		0-0-0											
13-6-0		2-4-0		0-0-0		CONFERENCE		0-0-0		11-2-0		0-0-0											
2-4-0		2-4-0		0-0-0		HOME		0-0-0		0-0-0		0-0-0											
11-2-0		0-0-0		0-0-0		AWAY		0-0-0		11-2-0		0-0-0											
0-0-0		0-0-0		0-0-0		NEUTRAL		0-0-0		0-0-0		0-0-0											
RPI	S	Opponent		Score		RPI	S	Opponent		Score		RPI	S	Opponent		Score							
13	H	Texas Tech		2	8	27	H	Michigan		6	3	73	H	Oral Roberts		0	4	107	A	UT Arlington		5	3
13	H	Texas Tech		5	15	27	H	Michigan		2	4	79	A	Arkansas		6	7	107	A	UT Arlington		2	3
13	H	Texas Tech		1	5	27	H	Michigan		5	4	79	H	Arkansas		5	4	116	A	West Virginia		8	1
14	A	North Carolina		3	4	50	A	Dallas Baptist		7	6	82	H	Indiana St.		1	0	116	A	West Virginia		3	4
14	A	North Carolina		6	7							82	H	Indiana St.		9	2	116	A	West Virginia		4	5
14	A	North Carolina		1	2							82	H	Indiana St.		0	2	122	A	Oklahoma		4	3
23	H	TCU		9	0							98	A	Missouri St.		6	5	125	A	Texas		3	0
23	H	TCU		11	7													125	A	Texas		8	4
23	H	TCU		6	11													125	A	Texas		6	3
																		128	N	SFA		4	5
																		128	N	SFA		8	2
																		129	A	Baylor		6	2
																		129	A	Baylor		3	1
																		129	A	Baylor		10	7
																		131	A	Kansas St.		5	4
																		131	A	Kansas St.		2	1
																		131	A	Kansas St.		5	4
																		170	A	Wichita St.		17	0
																		218	H	Abilene Christian		16	0
																		218	H	Abilene Christian		8	4
																		218	H	Abilene Christian		8	2
																		264	H	Incarnate Word		3	2
																		264	H	Incarnate Word		7	1
LAST 15 GAMES																							
		125 A Texas		8		4		122 A Oklahoma		4		3											
		125 A Texas		6		3		129 A Baylor		3		1											
		125 A Texas		3		0		129 A Baylor		10		7											
		79 A Arkansas		6		7																	
		23 H TCU		11		7																	

Non-Div. I Games:

Oklahoma St.

23	H	TCU	6	11
23	H	TCU	9	0

O
k
l
a
h
o
m
a
s
t
.

O
k
l
a
h
o
m
a
s
t
.

TCU

Average RPI Win: 116		WON-LOST	WINNING	LAST 15	STRENGTH OF	OPP. STRENGTH	TEAM	ADJ	CONF.	ADJ CONF.
Average RPI Loss: 77		RECORD	PCT. RANK	GAMES	SCHEDULE	OF SCHEDULE	RPI	RPI	RPI	RPI
DIV. I ONLY		30-12-0	.71429	21	8-7-0	54	39	23	.57902	23
DIV. I NON-CONF.		19-5-0	.79167	16	1-2-0	68	33	19	.58591	19
TOTALS		RPI 1-25	RPI 26-50		W-L RECORDS	RPI 51-100		RPI 101-150		RPI 150+
30-12-0	3-4-0		5-2-0	OVERALL	3-1-0			11-4-0	8-1-0	
17-7-0	1-2-0		2-2-0	HOME	2-1-0			9-2-0	3-0-0	
10-5-0	1-2-0		2-0-0	AWAY	0-0-0			2-2-0	5-1-0	
3-0-0	1-0-0		1-0-0	NEUTRAL	1-0-0			0-0-0	0-0-0	
19-5-0	1-0-0		5-2-0	NON-CONFERENCE	3-1-0			4-2-0	6-0-0	
10-5-0	0-0-0		2-2-0	HOME	2-1-0			3-2-0	3-0-0	
6-0-0	0-0-0		2-0-0	AWAY	0-0-0			1-0-0	3-0-0	
3-0-0	1-0-0		1-0-0	NEUTRAL	1-0-0			0-0-0	0-0-0	
11-7-0	2-4-0		0-0-0	CONFERENCE	0-0-0			7-2-0	2-1-0	
7-2-0	1-2-0		0-0-0	HOME	0-0-0			6-0-0	0-0-0	
4-5-0	1-2-0		0-0-0	AWAY	0-0-0			1-2-0	2-1-0	
0-0-0	0-0-0		0-0-0	NEUTRAL	0-0-0			0-0-0	0-0-0	
RPI S Opponent	Score	RPI S Opponent	Score	RPI S Opponent	Score	RPI S Opponent	Score	RPI S Opponent	Score	
13 H Texas Tech	13 6	30 A Rice	6 4	78 N Houston	10 1	107 A UT Arlington	17 4			
13 H Texas Tech	3 7	30 N Rice	10 0	93 H Loyola Marymount	5 0	107 H UT Arlington	3 4			
13 H Texas Tech	1 3	45 H Gonzaga	10 2	93 H Loyola Marymount	3 5	107 H UT Arlington	5 1			
20 N La.-Lafayette	7 1	45 H Gonzaga	3 4	93 H Loyola Marymount	1 0	115 H Southern California	12 11			
22 A Oklahoma St.	11 6	45 H Gonzaga	16 1			115 H Southern California	8 3			
22 A Oklahoma St.	0 9	50 A Dallas Baptist	2 0			115 H Southern California	6 16			
22 A Oklahoma St.	7 11	50 H Dallas Baptist	1 9			116 H West Virginia	10 6			
						116 H West Virginia	7 1			
						116 H West Virginia	14 2			
						122 H Oklahoma	11 3			
						122 H Oklahoma	12 2			
						122 H Oklahoma	2 0			
						125 A Texas	9 5			
						125 A Texas	3 4			
						125 A Texas	0 2			
						170 A Wichita St.	17 6			
						170 A Wichita St.	12 5			
						170 A Wichita St.	3 0			
						193 A Kansas	3 4			
						193 A Kansas	8 0			
						193 A Kansas	14 6			
						218 H Abilene Christian	6 4			
						279 H UTRGV	13 0			
						280 H Ark.-Pine Bluff	17 3			
LAST 15 GAMES										
13 H Texas Tech	1 3	122 H Oklahoma	2 0							
13 H Texas Tech	13 6	122 H Oklahoma	12 2							
13 H Texas Tech	3 7	122 H Oklahoma	11 3							
50 A Dallas Baptist	2 0									
22 A Oklahoma St.	7 11									

Non-Div. I Games:

TCU

22 A Oklahoma St.	11	6
22 A Oklahoma St.	0	9

T
C
U

T
C
U

Average RPI Win: 143		WON-LOST	WINNING	LAST 15	STRENGTH OF		OPP. STRENGTH	TEAM	ADJ		CONF.	ADJ CONF.	
Average RPI Loss: 121		RECORD	PCT. RANK	GAMES	SCHEDULE		OF SCHEDULE	RPI	RPI		RPI	RPI	
DIV. I ONLY		25-13-0	.65789	44	12-3-0		83	139	24	.57333	24	7	7
DIV. I NON-CONF.		14-10-0	.58333	95	3-1-0		37	240	34	.5688	34	7	7
TOTALS		RPI 1-25	RPI 26-50		W-L RECORDS		RPI 51-100		RPI 101-150		RPI 150+		
25-13-0	0-0-0	4-2-0		OVERALL		4-2-0		5-4-0		12-5-0			
7-2-0	0-0-0	2-1-0		HOME		0-0-0		2-1-0		3-0-0			
15-10-0	0-0-0	2-0-0		AWAY		4-2-0		1-3-0		8-5-0			
3-1-0	0-0-0	0-1-0		NEUTRAL		0-0-0		2-0-0		1-0-0			
14-10-0	0-0-0	0-1-0		NON-CONFERENCE		2-1-0		3-3-0		9-5-0			
3-0-0	0-0-0	0-0-0		HOME		0-0-0		0-0-0		3-0-0			
8-9-0	0-0-0	0-0-		AWAY		2-1-0		1-3-0		5-5-0			
3-1-0	0-0-0	0-1-0		NEUTRAL		0-0-0		2-0-0		1-0-0			
11-3-0	0-0-0	4-1-0		CONFERENCE		2-1-0		2-1-0		3-0-0			
4-2-0	0-0-0	2-1-0		HOME		0-0-0		2-1-0		0-0-0			
7-1-0	0-0-0	2-0-0		AWAY		2-1-0		0-0-0		3-0-0			
0-0-0	0-0-0	0-0-0		NEUTRAL		0-0-0		0-0-0		0-0-0			
RPI S	Opponent	Score	RPI S	Opponent	Score	RPI S	Opponent	Score	RPI S	Opponent	Score		
			27 A	Michigan	5 3	91 A	Illinois	0 2	103 A	Seattle	1 4		
			27 A	Michigan	8 1	91 A	Illinois	3 1	103 A	Seattle	12 2		
			41 N	Oregon St.	7 8	91 A	Illinois	14 6	103 A	Seattle	4 5		
			47 H	Maryland	6 4	98 A	Missouri St.	7 5	103 A	Seattle	3 13		
			47 H	Maryland	9 5	98 A	Missouri St.	4 5	120 H	Iowa	3 6		
			47 H	Maryland	2 4	98 A	Missouri St.	12 5	120 H	Iowa	6 3		
									120 H	Iowa	4 1		
									126 N	Utah	9 3		
									126 N	Utah	6 1		
									152 A	North Dakota St.	4 7		
									152 H	North Dakota St.	10 0		
									162 A	Utah Valley	6 15		
									162 A	Utah Valley	2 3		
									162 A	Utah Valley	13 5		
									162 N	Utah Valley	8 2		
									166 A	Campbell	7 5		
									166 A	Campbell	3 1		
									166 A	Campbell	7 11		
									205 H	Northern Ill.	12 10		
									219 A	Georgia St.	3 4		
									219 A	Georgia St.	3 0		
									219 A	Georgia St.	11 6		
									224 H	South Dakota St.	7 3		
									262 A	Northwestern	10 1		
									262 A	Northwestern	8 0		
									262 A	Northwestern	6 5		
LAST 15 GAMES			91 A	Illinois	14 6	152 H	North Dakota St.	10 0					
			91 A	Illinois	0 2	47 H	Maryland	6 4					
			91 A	Illinois	3 1	47 H	Maryland	2 4					
			152 A	North Dakota St.	4 7								
			262 A	Northwestern	8 0								

Non-Div. I Games: Saint Mary's (MN) 9 1 Augsburg 10 3

Minnesota

262 A Northwestern	10	1
262 A Northwestern	6	5

M
i
n
n
e
s
o
t
a

M
i
n
n
e
s
o
t
a

B
r
y
a
n
t

Bryant

236	A	Brown	15	3
172	H	Stony Brook	6	2

RPI	S	Opponent	Score	
273	H	Wagner	3	2
274	A	George Mason	12	2
274	A	George Mason	7	0
274	A	George Mason	2	3
277	H	LIU Brooklyn	3	1
277	H	LIU Brooklyn	5	1

B
r
y
a
n
t

B
r
y
a
n
t

UNCW				Through Games Of May 1, 2016											
Average RPI Win: 173		WON-LOST RECORD	WINNING PCT. RANK	LAST 15 GAMES	STRENGTH OF SCHEDULE	OPP. STRENGTH OF SCHEDULE	TEAM RPI	ADJ RPI	CONF. RPI	ADJ CONF. RPI					
DIV. I ONLY		31-10-0	.7561	9	14-1-0	118	125	26	.57224	26	14	14			
DIV. I NON-CONF.		20-8-0	.71429	41	6-1-0	58	103	31	.57377	31	15	15			
<hr/>															
TOTALS		RPI 1-25	RPI 26-50		W-L RECORDS		RPI 51-100		RPI 101-150		RPI 150+				
31-10-0		1-3-0	0-1-0		OVERALL		4-3-0		7-1-0		19-2-0				
26-2-0		1-1-0	0-0-0		HOME		3-0-0		4-1-0		18-0-0				
5-8-0		0-2-0	0-1-0		AWAY		1-3-0		3-0-0		1-2-0				
0-0-0		0-0-0	0-0-0		NEUTRAL		0-0-0		0-0-0		0-0-0				
20-8-0		1-3-0	0-1-0		NON-CONFERENCE		4-3-0		4-1-0		11-0-0				
18-2-0		1-1-0	0-0-0		HOME		3-0-0		4-1-0		10-0-0				
2-6-0		0-2-0	0-0-		AWAY		1-3-0		0-0-0		1-0-0				
0-0-0		0-0-0	0-0-0		NEUTRAL		0-0-0		0-0-0		0-0-0				
11-2-0		0-0-0	0-0-0		CONFERENCE		0-0-0		3-0-0		8-2-0				
8-0-0		0-0-0	0-0-0		HOME		0-0-0		0-0-0		8-0-0				
3-2-0		0-0-0	0-0-0		AWAY		0-0-0		3-0-0		0-2-0				
0-0-0		0-0-0	0-0-0		NEUTRAL		0-0-0		0-0-0		0-0-0				
<hr/>															
RPI	S	Opponent	Score	RPI	S	Opponent	Score	RPI	S	Opponent	Score	RPI	S	Opponent	Score
8	A	North Carolina St.	2 5	35	A	East Carolina	6 9	52	H	UNCG	8 4	102	H	Penn St.	5 1
8	H	North Carolina St.	6 4					55	A	North Florida	1 13	102	H	Penn St.	4 5
14	A	North Carolina	9 10					55	A	North Florida	11 12	102	H	Penn St.	11 2
17	H	Coastal Caro.	4 6					55	A	North Florida	2 3	112	A	William & Mary	6 1
								63	A	High Point	5 1	112	A	William & Mary	7 4
								63	H	High Point	11 6	112	A	William & Mary	2 1
								83	H	VCU	11 4	119	H	Western Caro.	15 2
												146	H	St. John's (NY)	16 1
												166	A	Campbell	11 4
												166	H	Campbell	14 7
												177	H	Richmond	12 9
												179	A	Northeastern	0 3
												179	A	Northeastern	4 9
												189	H	Elon	12 3
												189	H	Elon	10 4
												214	H	Hofstra	10 5
												214	H	Hofstra	18 4
												214	H	Hofstra	6 5
												217	H	Eastern Ky.	10 7
												223	H	Towson	7 2
												223	H	Towson	11 4
												223	H	Towson	6 2
												224	H	South Dakota St.	15 5
												266	H	ETSU	16 11
												266	H	ETSU	17 7
												266	H	ETSU	15 5
												285	H	Iona	11 4
<hr/>															
				LAST 15 GAMES											
				214	H	Hofstra	18 4	223	H	Towson	7 2	224	H	South Dakota St.	15 5
				214	H	Hofstra	10 5	166	H	Campbell	14 7	266	H	ETSU	16 11
				214	H	Hofstra	6 5	266	H	ETSU	16 11	266	H	ETSU	17 7
				63	H	High Point	11 6					266	H	ETSU	15 5
				14	A	North Carolina	9 10					285	H	Iona	11 4

UNCW

Non-Div. I Games:

UNCW

223	H	Towson	11	4
223	H	Towson	6	2

RPI	S	Opponent	Score	
285	H	Iona	19	7
285	H	Iona	11	1

UNCW

U
N
C
W

U
N
C
W

Average RPI Win: 167		WON-LOST	WINNING	LAST 15	STRENGTH OF	OPP. STRENGTH	TEAM	ADJ	CONF.	ADJ CONF.							
Average RPI Loss: 78		RECORD	PCT. RANK	GAMES	SCHEDULE	OF SCHEDULE	RPI	RPI	RPI	RPI							
DIV. I ONLY		29-12-0	.70732	24	9-6-0	103	138	27	.5721	27	7	7					
DIV. I NON-CONF.		20-6-0	.76923	20	3-0-0	156	177	23	.58127	23	7	7					
<hr/>																	
TOTALS		RPI 1-25		RPI 26-50		W-L RECORDS		RPI 51-100		RPI 101-150		RPI 150+					
29-12-0		1-4-0		1-0-0		OVERALL		4-5-0		3-1-0		20-2-0					
12-3-0		0-2-0		0-0-0		HOME		4-1-0		0-0-0		8-0-0					
12-9-0		1-2-0		1-0-0		AWAY		0-4-0		2-1-0		8-2-0					
5-0-0		0-0-0		0-0-0		NEUTRAL		0-0-0		1-0-0		4-0-0					
20-6-0		1-2-0		1-0-0		NON-CONFERENCE		0-2-0		1-0-0		17-2-0					
8-0-0		0-0-0		0-0-0		HOME		0-0-0		0-0-0		8-0-0					
7-6-0		1-2-0		1-0-		AWAY		0-2-0		0-0-0		5-2-0					
5-0-0		0-0-0		0-0-0		NEUTRAL		0-0-0		1-0-0		4-0-0					
9-6-0		0-2-0		0-0-0		CONFERENCE		4-3-0		2-1-0		3-0-0					
4-3-0		0-2-0		0-0-0		HOME		4-1-0		0-0-0		0-0-0					
5-3-0		0-0-0		0-0-0		AWAY		0-2-0		2-1-0		3-0-0					
0-0-0		0-0-0		0-0-0		NEUTRAL		0-0-0		0-0-0		0-0-0					
RPI	S	Opponent		Score		RPI	S	Opponent		Score		RPI	S	Opponent		Score	
22	A	Oklahoma St.		3	6	49	A	California		5	0	51	A	Michigan St.		5	11
22	A	Oklahoma St.		4	5							51	A	Michigan St.		6	7
22	A	Oklahoma St.		4	2							51	H	Michigan St.		4	3
24	H	Minnesota		1	8							51	H	Michigan St.		4	7
24	H	Minnesota		3	5							68	A	Notre Dame		5	9
												70	H	Nebraska		6	1
												70	H	Nebraska		10	6
												70	H	Nebraska		7	2
												86	A	Cal Poly		1	5

Non-Div. I Games:

Michigan

120	A	Iowa	8	4
244	H	Toledo	2	1

M
i
c
h
i
g
a
n

M
i
c
h
i
g
a
n

Average RPI Win: 106		WON-LOST	WINNING	LAST 15	STRENGTH OF	OPP. STRENGTH	TEAM	ADJ	CONF.	ADJ CONF.							
Average RPI Loss: 43		RECORD	PCT. RANK	GAMES	SCHEDULE	OF SCHEDULE	RPI	RPI	RPI	RPI							
DIV. I ONLY		22-23-0	.48889	155	5-10-0	1	31	28	.57182	28	1	1					
DIV. I NON-CONF.		15-9-0	.625	70	2-1-0	18	141	53	.55388	53	2	2					
<hr/>																	
TOTALS		RPI 1-25		RPI 26-50		W-L RECORDS		RPI 51-100		RPI 101-150		RPI 150+					
22-23-0		6-13-0		1-3-0		OVERALL		5-4-0		3-1-0		7-2-0					
16-11-0		3-2-0		1-3-0		HOME		4-4-0		3-1-0		5-1-0					
6-12-0		3-11-0		0-0-0		AWAY		1-0-0		0-0-0		2-1-0					
0-0-0		0-0-0		0-0-0		NEUTRAL		0-0-0		0-0-0		0-0-0					
15-9-0		2-2-0		0-1-0		NON-CONFERENCE		3-3-0		3-1-0		7-2-0					
11-7-0		1-1-0		0-1-0		HOME		2-3-0		3-1-0		5-1-0					
4-2-0		1-1-0		0-0-		AWAY		1-0-0		0-0-0		2-1-0					
0-0-0		0-0-0		0-0-0		NEUTRAL		0-0-0		0-0-0		0-0-0					
7-14-0		4-11-0		1-2-0		CONFERENCE		2-1-0		0-0-0		0-0-0					
5-4-0		2-1-0		1-2-0		HOME		2-1-0		0-0-0		0-0-0					
2-10-0		2-10-0		0-0-0		AWAY		0-0-0		0-0-0		0-0-0					
0-0-0		0-0-0		0-0-0		NEUTRAL		0-0-0		0-0-0		0-0-0					
RPI	S	Opponent		Score		RPI	S	Opponent		Score		RPI	S	Opponent		Score	
1	A	Florida		0 6		37	H	South Ala.		1 3		53	H	Alabama		12 4	
1	A	Florida		1 4		40	H	Kentucky		4 11		53	H	Alabama		7 10	
1	A	Florida		2 1		40	H	Kentucky		6 14		53	H	Alabama		7 1	
3	H	South Carolina		13 4		40	H	Kentucky		5 2		69	H	Wright St.		1 3	
3	H	South Carolina		1 3								69	H	Wright St.		4 3	
3	H	South Carolina		5 3								69	H	Wright St.		5 1	
5	A	Texas A&M		2 10								90	H	Western Ky.		7 8	
5	A	Texas A&M		0 5								92	A	Mercer		7 6	
5	A	Texas A&M		1 15								92	H	Mercer		1 3	
10	A	Clemson		0 12													
10	H	Clemson		6 11													
11	A	Mississippi St.		11 8													
11	A	Mississippi St.		2 9													
11	A	Mississippi St.		1 3													
12	A	Vanderbilt		3 10													
12	A	Vanderbilt		3 15													
12	A	Vanderbilt		3 10													
18	A	Georgia Tech		3 1													
18	H	Georgia Tech		13 5													
<hr/>																	
LAST 15 GAMES																	
12	A	Vanderbilt		3 10		10	A	Clemson		0 12							
12	A	Vanderbilt		3 10		3	H	South Carolina		5 3							
12	A	Vanderbilt		3 15		3	H	South Carolina		13 4							
18	H	Georgia Tech		13 5													
1	A	Florida		1 4													

Non-Div. I Games:

Georgia

1 A Florida	0	6
1 A Florida	2	1

G
e
o
r
g
i
a

G
e
o
r
g
i
a

Average RPI Win: 121		WON-LOST	WINNING	LAST 15	STRENGTH OF		OPP. STRENGTH	TEAM	ADJ		CONF.	ADJ CONF.
Average RPI Loss: 104		RECORD	PCT. RANK	GAMES	SCHEDULE		OF SCHEDULE	RPI	RPI		RPI	RPI
DIV. I ONLY		30-12-0	.71429	21	8-7-0		106	23	29		.57173	29
DIV. I NON-CONF.		16-5-0	.7619	23	2-1-0		125	38	32		.57203	32
TOTALS		RPI 1-25	RPI 26-50		W-L RECORDS		RPI 51-100		RPI 101-150		RPI 150+	
30-12-0		5-2-0	0-0-0		OVERALL		8-3-0		7-3-0		10-4-0	
16-6-0		2-1-0	0-0-0		HOME		3-1-0		5-1-0		6-3-0	
12-6-0		3-1-0	0-0-0		AWAY		5-2-0		2-2-0		2-1-0	
2-0-0		0-0-0	0-0-0		NEUTRAL		0-0-0		0-0-0		2-0-0	
16-5-0		3-1-0	0-0-0		NON-CONFERENCE		3-2-0		3-1-0		7-1-0	
10-3-0		0-0-0	0-0-0		HOME		3-1-0		2-1-0		5-1-0	
4-2-0		3-1-0	0-0-		AWAY		0-1-0		1-0-0		0-0-0	
2-0-0		0-0-0	0-0-0		NEUTRAL		0-0-0		0-0-0		2-0-0	
14-7-0		2-1-0	0-0-0		CONFERENCE		5-1-0		4-2-0		3-3-0	
6-3-0		2-1-0	0-0-0		HOME		0-0-0		3-0-0		1-2-0	
8-4-0		0-0-0	0-0-0		AWAY		5-1-0		1-2-0		2-1-0	
0-0-0		0-0-0	0-0-0		NEUTRAL		0-0-0		0-0-0		0-0-0	
RPI S	Opponent	Score	RPI S	Opponent	Score	RPI S	Opponent	Score	RPI S	Opponent	Score	
1 A	Florida	1 2				67 A	Old Dominion	3 1	101 A	FIU	6 7	
4 A	Miami (FL)	4 3				67 A	Old Dominion	11 0	101 A	FIU	9 1	
11 A	Mississippi St.	10 6				67 A	Old Dominion	10 7	101 A	FIU	3 4	
11 A	Mississippi St.	4 0				75 H	Rutgers	3 2	117 H	UAB	5 3	
19 H	Southern Miss.	3 4				75 H	Rutgers	4 5	117 H	UAB	7 3	
19 H	Southern Miss.	9 5				75 H	Rutgers	9 8	117 H	UAB	5 0	
19 H	Southern Miss.	9 4				88 A	Marshall	6 3	123 A	UCF	5 0	
						88 A	Marshall	2 7	123 H	UCF	1 3	
						88 A	Marshall	10 2	133 H	Saint Joseph's	1 0	
						99 A	FGCU	2 3	133 H	Saint Joseph's	4 1	
						99 H	FGCU	5 2	155 H	Charlotte	17 8	
									155 H	Charlotte	6 7	
									155 H	Charlotte	7 12	
									158 A	Middle Tenn.	12 1	
									158 A	Middle Tenn.	6 8	
									158 A	Middle Tenn.	7 2	
									174 H	Georgetown	6 0	
									174 H	Georgetown	11 13	
									174 H	Georgetown	14 2	
									224 N	South Dakota St.	4 2	
									224 N	South Dakota St.	11 5	
									277 H	LIU Brooklyn	5 1	
									277 H	LIU Brooklyn	17 2	
									277 H	LIU Brooklyn	4 3	
			LAST 15 GAMES									
			19 H	Southern Miss.	3 4	4 A	Miami (FL)	4 3				
			19 H	Southern Miss.	9 4	88 A	Marshall	2 7				
			19 H	Southern Miss.	9 5	88 A	Marshall	10 2				
			123 H	UCF	1 3							
			101 A	FIU	9 1							

Non-Div. I Games:

Fla. Atlantic

101 A FIU	3	4
101 A FIU	6	7

F
l
a
.
A
t
l
a
n
t
i
c

F
l
a
.
A
t
l
a
n
t
i
c

Average RPI Win:	99	WON-LOST	WINNING	LAST 15	STRENGTH OF	OPP. STRENGTH	TEAM	ADJ	CONF.	ADJ CONF.		
Average RPI Loss:	71	RECORD	PCT. RANK	GAMES	SCHEDULE	OF SCHEDULE	RPI	RPI	RPI	RPI		
DIV. I ONLY		27-14-0	.65854	42	11-4-0	35	12	30	.57046	30	4	4
DIV. I NON-CONF.		12-8-0	.6	84	2-0-0	3	7	30	.57388	30	4	4
<hr/>												
TOTALS	RPI 1-25	RPI 26-50		W-L RECORDS		RPI 51-100		RPI 101-150		RPI 150+		
27-14-0	2-5-0	4-3-0		OVERALL		9-1-0		4-2-0		8-3-0		
19-7-0	1-1-0	4-3-0		HOME		7-0-0		4-2-0		3-1-0		
8-4-0	1-2-0	0-0-0		AWAY		2-0-0		0-0-0		5-2-0		
0-3-0	0-2-0	0-0-0		NEUTRAL		0-1-0		0-0-0		0-0-0		
12-8-0	1-3-0	4-3-0		NON-CONFERENCE		3-1-0		2-1-0		2-0-0		
9-5-0	1-1-0	4-3-0		HOME		1-0-0		2-1-0		1-0-0		
3-0-0	0-0-0	0-0-		AWAY		2-0-0		0-0-0		1-0-0		
0-3-0	0-2-0	0-0-0		NEUTRAL		0-1-0		0-0-0		0-0-0		
15-6-0	1-2-0	0-0-0		CONFERENCE		6-0-0		2-1-0		6-3-0		
10-2-0	0-0-0	0-0-0		HOME		6-0-0		2-1-0		2-1-0		
5-4-0	1-2-0	0-0-0		AWAY		0-0-0		0-0-0		4-2-0		
0-0-0	0-0-0	0-0-0		NEUTRAL		0-0-0		0-0-0		0-0-0		
RPI S	Opponent	Score		RPI S	Opponent	Score		RPI S	Opponent	Score		
5 H	Texas A&M	4	3	32 H	Arizona	1	8	67 H	Old Dominion	6	2	
19 A	Southern Miss.	1	2	32 H	Arizona	2	6	67 H	Old Dominion	8	2	
19 A	Southern Miss.	1	2	32 H	Arizona	4	3	67 H	Old Dominion	3	1	
19 A	Southern Miss.	4	3	35 H	East Carolina	4	1	78 A	Houston	7	4	
20 N	La.-Lafayette	2	4	35 H	East Carolina	1	10	79 N	Arkansas	2	5	
23 H	TCU	4	6	35 H	East Carolina	7	2	87 A	Sam Houston St.	8	3	
23 N	TCU	0	10	50 H	Dallas Baptist	6	2	87 H	Sam Houston St.	5	3	
								90 H	Western Ky.	9	3	
								90 H	Western Ky.	3	2	
								90 H	Western Ky.	5	2	

Non-Div. I Games:

Rice

19 A Southern Miss.	1	2
90 H Western Ky.	3	2

R
i
c
e

R
i
c
e

Average RPI Win: 124		WON-LOST RECORD		WINNING PCT. RANK		LAST 15 GAMES		STRENGTH OF SCHEDULE		OPP. STRENGTH OF SCHEDULE		TEAM RPI		ADJ RPI		CONF. RPI		ADJ CONF. RPI	
DIV. I ONLY		27-17-0		.61364 71		9-6-0		29		18		31		.56987 31		2		2	
DIV. I NON-CONF.		17-6-0		.73913 32		4-1-0		201		147		49		.55617 49		1		1	
TOTALS		RPI 1-25		RPI 26-50		W-L RECORDS		RPI 51-100		RPI 101-150		RPI 150+							
27-17-0		8-9-0		2-1-0		OVERALL		3-3-0		1-2-0		13-2-0							
19-5-0		6-3-0		2-1-0		HOME		2-0-0		0-0-0		9-1-0							
7-12-0		2-6-0		0-0-0		AWAY		1-3-0		1-2-0		3-1-0							
1-0-0		0-0-0		0-0-0		NEUTRAL		0-0-0		0-0-0		1-0-0							
17-6-0		1-1-0		0-0-0		NON-CONFERENCE		2-1-0		1-2-0		13-2-0							
11-1-0		0-0-0		0-0-0		HOME		2-0-0		0-0-0		9-1-0							
5-5-0		1-1-0		0-0-		AWAY		0-1-0		1-2-0		3-1-0							
1-0-0		0-0-0		0-0-0		NEUTRAL		0-0-0		0-0-0		1-0-0							
10-11-0		7-8-0		2-1-0		CONFERENCE		1-2-0		0-0-0		0-0-0							
8-4-0		6-3-0		2-1-0		HOME		0-0-0		0-0-0		0-0-0							
2-7-0		1-5-0		0-0-0		AWAY		1-2-0		0-0-0		0-0-0							
0-0-0		0-0-0		0-0-0		NEUTRAL		0-0-0		0-0-0		0-0-0							
RPI	S	Opponent		Score		RPI	S	Opponent		Score		RPI	S	Opponent		Score			
6	H	Florida St.		4 2		43	H	Duke		12 0		52	A	UNCG		3 18			
6	H	Florida St.		8 13		43	H	Duke		2 3		52	H	UNCG		6 4			
6	H	Florida St.		9 0		43	H	Duke		3 2		63	H	High Point		8 3			
8	A	North Carolina St.		2 3								68	A	Notre Dame		2 10			
8	A	North Carolina St.		1 6								68	A	Notre Dame		5 6			
8	A	North Carolina St.		7 11								68	A	Notre Dame		15 13			
10	H	Clemson		5 6										174 H Georgetown		3 1			
10	H	Clemson		6 4										177 H Richmond		17 4			
10	H	Clemson		8 13										189 A Elon		4 3			
14	H	North Carolina		5 4										200 A Davidson		7 6			
14	H	North Carolina		3 2										200 H Davidson		7 4			
14	H	North Carolina		6 1										202 H UMBC		10 8			
16	A	Virginia		0 4										223 H Towson		8 4			
16	A	Virginia		4 6										228 H Harvard		3 6			
16	A	Virginia		9 8										253 A Appalachian St.		15 9			
17	A	Coastal Caro.		6 7										253 N Appalachian St.		10 7			
17	A	Coastal Caro.		11 0										254 H VMI		8 4			
														292 H Saint Peter's		8 2			
														296 H Mt. St. Mary's		8 2			
LAST 15 GAMES																			
						253	N	Appalachian St.		10 7		6	H	Florida St.		9 0			
						14	H	North Carolina		3 2		52	A	UNCG		3 18			
						14	H	North Carolina		5 4		52	H	UNCG		6 4			
						14	H	North Carolina		6 1									
						253	A	Appalachian St.		15 9									

Non-Div. I Games:

Wake Forest

6 H Florida St.	4	2
6 H Florida St.	8	13

W
a
k
e
F
o
r
e
s
t

W
a
k
e
F
o
r
e
s
t

Average RPI Win:	105	WON-LOST	WINNING	LAST 15	STRENGTH OF	OPP. STRENGTH	TEAM	ADJ	CONF.	ADJ CONF.		
Average RPI Loss:	89	RECORD	PCT. RANK	GAMES	SCHEDULE	OF SCHEDULE	RPI	RPI	RPI	RPI		
DIV. I ONLY		28-16-0	.63636	57	10-5-0	51	37	32	.56849	32	3	3
DIV. I NON-CONF.		16-5-0	.7619	23	1-0-0	11	84	6	.60829	6	3	3
<hr/>												
TOTALS	RPI 1-25	RPI 26-50		W-L RECORDS		RPI 51-100		RPI 101-150		RPI 150+		
28-16-0	0-0-0	9-5-0		OVERALL		7-4-0		3-5-0		9-2-0		
17-5-0	0-0-0	2-1-0		HOME		5-2-0		2-0-0		8-2-0		
10-10-0	0-0-0	7-3-0		AWAY		1-2-0		1-5-0		1-0-0		
1-1-0	0-0-0	0-1-0		NEUTRAL		1-0-0		0-0-0		0-0-0		
16-5-0	0-0-0	5-3-0		NON-CONFERENCE		2-1-0		2-0-0		7-1-0		
11-2-0	0-0-0	2-1-0		HOME		1-0-0		2-0-0		6-1-0		
4-2-0	0-0-0	3-0-		AWAY		0-1-0		0-0-0		1-0-0		
1-1-0	0-0-0	0-1-0		NEUTRAL		1-0-0		0-0-0		0-0-0		
12-11-0	0-0-0	4-2-0		CONFERENCE		5-3-0		1-5-0		2-1-0		
6-3-0	0-0-0	0-0-0		HOME		4-2-0		0-0-0		2-1-0		
6-8-0	0-0-0	4-2-0		AWAY		1-1-0		1-5-0		0-0-0		
0-0-0	0-0-0	0-0-0		NEUTRAL		0-0-0		0-0-0		0-0-0		
RPI	S	Opponent	Score	RPI	S	Opponent	Score	RPI	S	Opponent	Score	
				30	A	Rice	6 2					
				30	A	Rice	3 4					
				30	A	Rice	8 1					
				33	A	Washington	17 7					
				33	A	Washington	4 8					
				33	A	Washington	3 6					
				34	N	Tulane	10 11					
				36	A	BYU	11 5					
				42	H	Cal St. Fullerton	2 0					
				48	H	Northwestern St.	4 6					
				48	H	Northwestern St.	4 1					
				49	A	California	3 0					
				49	A	California	8 5					
				49	A	California	7 6					
LAST 15 GAMES												
115 A Southern California				2	5	147 H New Mexico St.				8	7	
115 A Southern California				5	8	84 H Stanford				5	6	
115 A Southern California				8	5	84 H Stanford				4	1	
59 A Arizona St.				8	0							
49 A California				7	6							

Non-Div. I Games:

Arizona

49 A California	8	5
49 A California	3	0

A
r
i
z
o
n
a

A
r
i
z
o
n
a

Average RPI Win:	100	WON-LOST	WINNING	LAST 15	STRENGTH OF	OPP. STRENGTH	TEAM	ADJ	CONF.	ADJ CONF.	
Average RPI Loss:	98	RECORD	PCT. RANK	GAMES	SCHEDULE	OF SCHEDULE	RPI	RPI	RPI	RPI	
DIV. I ONLY	25-15-0	.625	63	10-5-0	19	76	33	.56819	33	3	3
DIV. I NON-CONF.	14-8-0	.63636	65	5-2-0	81	118	66	.54571	66	3	3
<hr/>											
TOTALS	RPI 1-25	RPI 26-50		W-L RECORDS		RPI 51-100		RPI 101-150		RPI 150+	
25-15-0	0-0-0	6-5-0		OVERALL		9-4-0		4-2-0		6-4-0	
16-7-0	0-0-0	3-2-0		HOME		7-3-0		2-0-0		4-2-0	
9-8-0	0-0-0	3-3-0		AWAY		2-1-0		2-2-0		2-2-0	
0-0-0	0-0-0	0-0-0		NEUTRAL		0-0-0		0-0-0		0-0-0	
<hr/>											
14-8-0	0-0-0	1-1-0		NON-CONFERENCE		3-1-0		4-2-0		6-4-0	
10-4-0	0-0-0	1-1-0		HOME		3-1-0		2-0-0		4-2-0	
4-4-0	0-0-0	0-0-		AWAY		0-0-0		2-2-0		2-2-0	
0-0-0	0-0-0	0-0-0		NEUTRAL		0-0-0		0-0-0		0-0-0	
<hr/>											
11-7-0	0-0-0	5-4-0		CONFERENCE		6-3-0		0-0-0		0-0-0	
6-3-0	0-0-0	2-1-0		HOME		4-2-0		0-0-0		0-0-0	
5-4-0	0-0-0	3-3-0		AWAY		2-1-0		0-0-0		0-0-0	
0-0-0	0-0-0	0-0-0		NEUTRAL		0-0-0		0-0-0		0-0-0	
<hr/>											
RPI	S	Opponent	Score	RPI	S	Opponent	Score	RPI	S	Opponent	Score
				32	H	Arizona	6 3	57	H	St. Mary's (CA)	6 1
				32	H	Arizona	8 4	57	H	St. Mary's (CA)	3 1
				32	H	Arizona	7 17	57	H	St. Mary's (CA)	3 5
				41	A	Oregon St.	1 10	57	H	St. Mary's (CA)	3 0
				41	A	Oregon St.	3 2	59	A	Arizona St.	4 2
				41	A	Oregon St.	4 5	59	A	Arizona St.	3 6
				45	H	Gonzaga	2 0	59	A	Arizona St.	6 1
				45	H	Gonzaga	6 8	85	H	UCLA	7 4
				49	A	California	4 2	85	H	UCLA	8 7
				49	A	California	1 7	85	H	UCLA	0 1
				49	A	California	7 4	100	H	Oregon	0 2
								100	H	Oregon	9 6
								100	H	Oregon	7 4
				</							

Non-Div. I Games:

Washington

57	H	St. Mary's (CA)	3	1
57	H	St. Mary's (CA)	6	1

W
a
s
h
i
n
g
t
o
n

W
a
s
h
i
n
g
t
o
n

Average RPI Win: 104		WON-LOST RECORD		WINNING PCT. RANK		LAST 15 GAMES		STRENGTH OF SCHEDULE		OPP. STRENGTH OF SCHEDULE		TEAM RPI		ADJ RPI		CONF. RPI		ADJ CONF. RPI					
DIV. I ONLY		28-14-0		.66667 36		9-6-0		55		26		34		.568 34		6		6					
DIV. I NON-CONF.		20-9-0		.68966 51		2-2-0		62		18		28		.57475 28		6		6					
TOTALS		RPI 1-25		RPI 26-50		W-L RECORDS		RPI 51-100		RPI 101-150		RPI 150+											
28-14-0		5-1-0		3-1-0		OVERALL		4-7-0		12-4-0		4-1-0											
19-6-0		3-0-0		2-1-0		HOME		3-3-0		7-2-0		4-0-0											
7-7-0		1-1-0		0-0-0		AWAY		1-3-0		5-2-0		0-1-0											
2-1-0		1-0-0		1-0-0		NEUTRAL		0-1-0		0-0-0		0-0-0											
20-9-0		5-1-0		1-0-0		NON-CONFERENCE		2-5-0		8-2-0		4-1-0											
15-2-0		3-0-0		0-0-0		HOME		2-2-0		6-0-0		4-0-0											
3-6-0		1-1-0		0-0-		AWAY		0-2-0		2-2-0		0-1-0											
2-1-0		1-0-0		1-0-0		NEUTRAL		0-1-0		0-0-0		0-0-0											
8-5-0		0-0-0		2-1-0		CONFERENCE		2-2-0		4-2-0		0-0-0											
4-4-0		0-0-0		2-1-0		HOME		1-1-0		1-2-0		0-0-0											
4-1-0		0-0-0		0-0-0		AWAY		1-1-0		3-0-0		0-0-0											
0-0-0		0-0-0		0-0-0		NEUTRAL		0-0-0		0-0-0		0-0-0											
RPI	S	Opponent		Score		RPI	S	Opponent		Score		RPI	S	Opponent		Score							
15	A	LSU		7	1	32	N	Arizona		11	10	54	A	Southeastern La.		4	13	108	A	San Diego		6	7
15	H	LSU		4	1	35	H	East Carolina		3	0	54	H	Southeastern La.		6	7	109	H	Cincinnati		4	7
19	H	Southern Miss.		12	0	35	H	East Carolina		3	7	61	A	UConn		14	5	109	H	Cincinnati		1	0
19	N	Southern Miss.		12	7	35	H	East Carolina		5	2	61	A	UConn		4	9	109	H	Cincinnati		1	2
20	A	La.-Lafayette		2	9							66	A	New Orleans		9	10	114	H	Pepperdine		11	0
20	H	La.-Lafayette		5	3							70	N	Nebraska		5	11	114	H	Pepperdine		15	0
												78	H	Houston		10	4	114	H	Pepperdine		4	3
												78	H	Houston		6	10	123	A	UCF		4	1
												91	H	Illinois		2	5	123	A	UCF		6	0
												91	H	Illinois		3	0	123	A	UCF		4	3
												91	H	Illinois		6	5	125	A	Texas		3	10
																		125	A	Texas		5	3
																		125	A	Texas		3	2
																		132	H	Furman		10	6
																		132	H	Furman		11	6
																		132	H	Furman		8	0
																		199	A	Nicholls St.		1	2
																		216	H	Illinois St.		13	0
																		216	H	Illinois St.		3	2
																		216	H	Illinois St.		9	3
																		297	H	Alabama A&M		7	0
						LAST 15 GAMES																	
						78	H	Houston		10	4	109	H	Cincinnati		4	7						
						78	H	Houston		6	10	109	H	Cincinnati		1	0						
						15	H	LSU		4	1	109	H	Cincinnati		1	2						
						123	A	UCF		6	0												
						123	A	UCF		4	1												

Non-Div. I Games:

Tulane

123	A	UCF	4	3
19	H	Southern Miss.	12	0

T
u
l
a
n
e

T
u
l
a
n
e

Average RPI Win:	110	WON-LOST RECORD	WINNING PCT. RANK	LAST 15 GAMES	STRENGTH OF SCHEDULE	OPP. STRENGTH OF SCHEDULE	TEAM RPI	ADJ RPI	CONF. RPI	ADJ CONF. RPI		
DIV. I ONLY		27-16-1	.625	63	7-7-1	20	41	35	.56732	35	6	6
DIV. I NON-CONF.		19-10-0	.65517	59	1-2-0	12	26	22	.58342	22	6	6
<hr/>												
TOTALS	RPI 1-25	RPI 26-50		W-L RECORDS		RPI 51-100		RPI 101-150		RPI 150+		
27-16-1	3-3-0	7-5-0		OVERALL		5-4-0		3-2-1		9-2-0		
19-8-1	1-1-0	4-1-0		HOME		5-3-0		3-2-1		6-1-0		
8-8-0	2-2-0	3-4-0		AWAY		0-1-0		0-0-0		3-1-0		
0-0-0	0-0-0	0-0-0		NEUTRAL		0-0-0		0-0-0		0-0-0		
19-10-0	3-3-0	6-3-0		NON-CONFERENCE		1-2-0		2-1-0		7-1-0		
14-5-0	1-1-0	4-1-0		HOME		1-1-0		2-1-0		6-1-0		
5-5-0	2-2-0	2-0-		AWAY		0-1-0		0-0-0		1-0-0		
0-0-0	0-0-0	0-0-0		NEUTRAL		0-0-0		0-0-0		0-0-0		
8-6-1	0-0-0	1-2-0		CONFERENCE		4-2-0		1-1-1		2-1-0		
5-3-1	0-0-0	0-0-0		HOME		4-2-0		1-1-1		0-0-0		
3-3-0	0-0-0	1-2-0		AWAY		0-0-0		0-0-0		2-1-0		
0-0-0	0-0-0	0-0-0		NEUTRAL		0-0-0		0-0-0		0-0-0		
RPI	S	Opponent	Score	RPI	S	Opponent	Score	RPI	S	Opponent	Score	
8	A	North Carolina St.	1 6	26	H	UNCW	9 6	54	H	Southeastern La.	2 1	
8	H	North Carolina St.	15 3	30	A	Rice	2 7	61	H	UConn	1 5	
14	H	North Carolina	4 17	30	A	Rice	1 4	61	H	UConn	2 1	
16	A	Virginia	6 1	30	A	Rice	10 1	61	H	UConn	3 2	
16	A	Virginia	8 5	34	A	Tulane	2 5	63	A	High Point	1 5	
16	A	Virginia	2 4	34	A	Tulane	7 3	77	H	Tennessee	2 5	
				34	A	Tulane	0 3	78	H	Houston	5 1	
				43	A	Duke	8 6	78	H	Houston	3 1	
				46	H	Jacksonville	13 0	78	H	Houston	1 6	
				46	H	Jacksonville	6 8					
				46	H	Jacksonville	6 3					
				47	H	Maryland	4 3					

Non-Div. I Games:

East Carolina

61 H UConn	1	5
61 H UConn	2	1

E
a
s
t
C
a
r
o
l
i
n
a

E
a
s
t
C
a
r
o
l
i
n
a

Average RPI Win: 160		WON-LOST RECORD	WINNING PCT. RANK	LAST 15 GAMES	STRENGTH OF SCHEDULE	OPP. STRENGTH OF SCHEDULE	TEAM RPI	ADJ RPI		CONF. RPI	ADJ CONF. RPI												
Average RPI Loss: 74																							
DIV. I ONLY		30-10-0	.75	10	7-7-0	105	123	36	.56656	36	9	9											
DIV. I NON-CONF.		18-4-0	.81818	13	2-3-0	100	152	16	.58727	16	8	8											
<hr/>																							
TOTALS		RPI 1-25		RPI 26-50		W-L RECORDS		RPI 51-100		RPI 101-150		RPI 150+											
30-10-0		1-2-0		2-2-0		OVERALL		6-4-0		4-1-0		17-1-0											
16-7-0		1-2-0		2-2-0		HOME		2-1-0		4-1-0		7-1-0											
10-3-0		0-0-0		0-0-0		AWAY		4-3-0		0-0-0		6-0-0											
4-0-0		0-0-0		0-0-0		NEUTRAL		0-0-0		0-0-0		4-0-0											
18-4-0		1-2-0		0-1-0		NON-CONFERENCE		3-1-0		2-0-0		12-0-0											
8-3-0		1-2-0		0-1-0		HOME		0-0-0		2-0-0		5-0-0											
6-1-0		0-0-0		0-0-		AWAY		3-1-0		0-0-0		3-0-0											
4-0-0		0-0-0		0-0-0		NEUTRAL		0-0-0		0-0-0		4-0-0											
12-6-0		0-0-0		2-1-0		CONFERENCE		3-3-0		2-1-0		5-1-0											
8-4-0		0-0-0		2-1-0		HOME		2-1-0		2-1-0		2-1-0											
4-2-0		0-0-0		0-0-0		AWAY		1-2-0		0-0-0		3-0-0											
0-0-0		0-0-0		0-0-0		NEUTRAL		0-0-0		0-0-0		0-0-0											
RPI	S	Opponent		Score		RPI	S	Opponent		Score		RPI	S	Opponent		Score							
21	H	Creighton		13	4	32	H	Arizona		5	11	57	A	St. Mary's (CA)		4	7	108	H	San Diego		13	1
21	H	Creighton		2	10	45	H	Gonzaga		5	9	57	A	St. Mary's (CA)		4	5	108	H	San Diego		7	13
21	H	Creighton		5	8	45	H	Gonzaga		5	4	57	A	St. Mary's (CA)		5	4	108	H	San Diego		12	2
						45	H	Gonzaga		11	2	81	A	Samford		4	3	126	H	Utah		14	3
												81	A	Samford		6	4	126	H	Utah		6	0
												81	A	Samford		7	1	162	H	Utah Valley		6	1
												81	A	Samford		5	10	193	A	Kansas		7	6
												93	H	Loyola Marymount		7	4	193	A	Kansas		8	2
												93	H	Loyola Marymount		5	10	193	A	Kansas		11	10
												93	H	Loyola Marymount		4	1	197	A	Portland		5	3
																		197	A	Portland		4	1
																		197	A	Portland		8	2
																		222	H	Pacific		11	4
																		222	H	Pacific		19	3
																		222	H	Pacific		8	10
																		226	H	Niagara		14	10
																		226	H	Niagara		14	2
																		226	H	Niagara		14	1
																		226	H	Niagara		15	3
																		263	N	Saint Louis		5	0
																		263	N	Saint Louis		11	3
																		263	N	Saint Louis		21	7
																		263	N	Saint Louis		11	7
LAST 15 GAMES																							
						45	H	Gonzaga		5	4	57	A	St. Mary's (CA)		4	7						
						45	H	Gonzaga		5	9	57	A	St. Mary's (CA)		4	5						
						45	H	Gonzaga		11	2	126	H	Utah		14	3						
						21	H	Creighton		2	10												
						21	H	Creighton		5	8												

Non-Div. I Games:

BYU

21	H	Creighton	13	4
57	A	St. Mary's (CA)	5	4

B
Y
U

B
Y
U

Average RPI Win: 136		WON-LOST RECORD		WINNING PCT. RANK		LAST 15 GAMES		STRENGTH OF SCHEDULE		OPP. STRENGTH OF SCHEDULE		TEAM RPI		ADJ RPI		CONF. RPI		ADJ CONF. RPI	
DIV. I ONLY		33-12-0		.73333		15		11-4-0		132		86		37		.56335		37	
DIV. I NON-CONF.		15-9-0		.625		70		5-1-0		87		61		65		.54621		65	
TOTALS		RPI 1-25		RPI 26-50		W-L RECORDS		RPI 51-100		RPI 101-150		RPI 150+							
33-12-0		2-1-0		1-0-0		OVERALL		3-3-0		15-1-0		12-7-0							
22-3-0		1-0-0		0-0-0		HOME		2-0-0		13-0-0		6-3-0							
9-7-0		0-1-0		1-0-0		AWAY		1-2-0		1-1-0		6-3-0							
2-2-0		1-0-0		0-0-0		NEUTRAL		0-1-0		1-0-0		0-1-0							
15-9-0		2-1-0		1-0-0		NON-CONFERENCE		3-3-0		6-1-0		3-4-0							
10-3-0		1-0-0		0-0-0		HOME		2-0-0		4-0-0		3-3-0							
3-4-0		0-1-0		1-0-		AWAY		1-2-0		1-1-0		0-0-0							
2-2-0		1-0-0		0-0-0		NEUTRAL		0-1-0		1-0-0		0-1-0							
18-3-0		0-0-0		0-0-0		CONFERENCE		0-0-0		9-0-0		9-3-0							
12-0-0		0-0-0		0-0-0		HOME		0-0-0		9-0-0		3-0-0							
6-3-0		0-0-0		0-0-0		AWAY		0-0-0		0-0-0		6-3-0							
0-0-0		0-0-0		0-0-0		NEUTRAL		0-0-0		0-0-0		0-0-0							
RPI	S	Opponent		Score		RPI	S	Opponent		Score		RPI	S	Opponent		Score			
11	A	Mississippi St.		3	7	28	A	Georgia		3	1	53	A	Alabama		8	2		
19	H	Southern Miss.		9	3							107	H	UT Arlington		4	3		
19	N	Southern Miss.		4	2							54	A	Southeastern La.		2	9		
												54	H	Southeastern La.		2	1		
												66	A	New Orleans		2	8		
												66	H	New Orleans		12	3		
												90	N	Western Ky.		10	11		
														Cincinnati		3	2		
														Auburn		8	5		
														Evansville		18	5		
														Evansville		5	4		
														Evansville		11	0		
														Little Rock		13	3		
														Little Rock		10	6		
														Little Rock		7	5		
														Alabama St.		7	12		
														Alabama St.		4	3		
														Arkansas St.		12	7		
														Arkansas St.		8	2		
														Arkansas St.		3	2		
														La.-Monroe		12	2		
														La.-Monroe		10	4		
														La.-Monroe		13	0		
														Middle Tenn.		4	7		
														Middle Tenn.		3	2		
														Middle Tenn.		4	5		
														Texas St.		6	4		
														Texas St.		7	3		
														Texas St.		3	2		
														Nicholls St.		4	5		
														Georgia St.		4	7		
						LAST 15 GAMES													
						219	A	Georgia St.		2	1	53	A	Alabama		8	2		
						219	A	Georgia St.		4	7	253	A	Appalachian St.		3	4		
						219	A	Georgia St.		9	3	253	A	Appalachian St.		8	1		
						110	A	Auburn		8	5								
						294	H	Southern U.		7	1								

Non-Div. I Games:

South Ala.

South Ala.

294	H	Southern U.	12	2
294	H	Southern U.	4	5

Through Games Of May 1, 2016

RPI	S	Opponent	Score	
219	A	Georgia St.	9	3
219	A	Georgia St.	2	1
253	A	Appalachian St.	8	1
253	A	Appalachian St.	3	4
253	A	Appalachian St.	3	4
294	H	Southern U.	12	2
294	H	Southern U.	4	5
294	H	Southern U.	7	1

South Ala.

S
o
u
t
h
A
l
a
.

S
o
u
t
h
A
l
a
.

Average RPI Win:	198	WON-LOST RECORD	WINNING PCT. RANK	LAST 15 GAMES	STRENGTH OF SCHEDULE	OPP. STRENGTH OF SCHEDULE	TEAM RPI	ADJ RPI	CONF. RPI	ADJ CONF. RPI			
Average RPI Loss:	78												
DIV. I ONLY		30-12-0	.71429 21	11-4-0	168	132	38	.56089 38	20	20			
DIV. I NON-CONF.		10-8-0	.55556 114	3-0-0	72	151	50	.55613 50	19	19			
<hr/>													
TOTALS	RPI 1-25	RPI 26-50		W-L RECORDS		RPI 51-100		RPI 101-150		RPI 150+			
30-12-0	0-2-0	0-0-0		OVERALL		7-7-0		4-2-0		19-1-0			
14-2-0	0-0-0	0-0-0		HOME		3-0-0		3-1-0		8-1-0			
16-10-0	0-2-0	0-0-0		AWAY		4-7-0		1-1-0		11-0-0			
0-0-0	0-0-0	0-0-0		NEUTRAL		0-0-0		0-0-0		0-0-0			
10-8-0	0-2-0	0-0-0		NON-CONFERENCE		1-4-0		4-2-0		5-0-0			
3-1-0	0-0-0	0-0-0		HOME		0-0-0		3-1-0		0-0-0			
7-7-0	0-2-0	0-0-		AWAY		1-4-0		1-1-0		5-0-0			
0-0-0	0-0-0	0-0-0		NEUTRAL		0-0-0		0-0-0		0-0-0			
20-4-0	0-0-0	0-0-0		CONFERENCE		6-3-0		0-0-0		14-1-0			
11-1-0	0-0-0	0-0-0		HOME		3-0-0		0-0-0		8-1-0			
9-3-0	0-0-0	0-0-0		AWAY		3-3-0		0-0-0		6-0-0			
0-0-0	0-0-0	0-0-0		NEUTRAL		0-0-0		0-0-0		0-0-0			
RPI S	Opponent	Score		RPI S	Opponent	Score		RPI S	Opponent	Score			
7 A	Ole Miss	4	6			56 A	Lamar	1	2	140 A	Southern Ill.	5	6
7 A	Ole Miss	2	10			56 A	Lamar	1	2	143 A	Arkansas St.	13	8
						56 A	Lamar	2	5	143 H	Arkansas St.	4	2
						62 A	Jacksonville St.	11	2	145 H	Central Ark.	6	0
						62 A	Jacksonville St.	2	6	145 H	Central Ark.	6	2
						62 A	Jacksonville St.	13	6	145 H	Central Ark.	0	1
						65 A	Austin Peay	7	3	186 H	Murray St.	3	4
						65 A	Austin Peay	6	8	186 H	Murray St.	7	4
						65 A	Austin Peay	1	6	186 H	Murray St.	10	3
						89 A	Missouri	7	2	217 A	Eastern Ky.	7	3
						89 A	Missouri	6	13	217 A	Eastern Ky.	4	1
						94 H	Morehead St.	6	5	217 A	Eastern Ky.	2	1
						94 H	Morehead St.	5	1	249 H	SIUE	4	0
						94 H	Morehead St.	5	4	249 H	SIUE	20	11
										249 H	SIUE	9	5
										263 A	Saint Louis	10	3
										269 A	UT Martin	26	2
										269 A	UT Martin	19	6
										269 A	UT Martin	15	6
										276 H	Eastern Ill.	15	1
										276 H	Eastern Ill.	12	11
										276 H	Eastern Ill.	20	7
										280 A	Ark.-Pine Bluff	9	2
										280 A	Ark.-Pine Bluff	10	0
										280 A	Ark.-Pine Bluff	8	2
										290 A	Alcorn	17	4
				LAST 15 GAMES									
				186 H	Murray St.	7	4	276 H	Eastern Ill.	20	7		
				186 H	Murray St.	3	4	276 H	Eastern Ill.	12	11		
				186 H	Murray St.	10	3	276 H	Eastern Ill.	15	1		
				62 A	Jacksonville St.	11	2						
				62 A	Jacksonville St.	13	6						

Non-Div. I Games: Harris-Stowe 18 10

Southeast Mo. St.

62 A Jacksonville St.	2	6
263 A Saint Louis	10	3

S
o
u
t
h
e
a
s
t
M
o
.
S
t
.

S
o
u
t
h
e
a
s
t
M
o
.
S
t
.

Average RPI Win:		108	WON-LOST RECORD		WINNING PCT. RANK		LAST 15 GAMES		STRENGTH OF SCHEDULE		OPP. STRENGTH OF SCHEDULE		TEAM RPI		ADJ RPI		CONF. RPI		ADJ CONF. RPI					
Average RPI Loss:		109																						
DIV. I ONLY			26-16-0		.61905		67		9-6-0		22		114		39		.55922		39		8		8	
DIV. I NON-CONF.			15-9-0		.625		70		1-2-0		117		98		98		.53121		98		9		9	
TOTALS		RPI 1-25		RPI 26-50		W-L RECORDS		RPI 51-100		RPI 101-150		RPI 150+												
26-16-0		1-2-0		2-1-0		OVERALL		10-3-0		6-5-0		7-5-0												
18-8-0		1-2-0		0-0-0		HOME		9-2-0		2-2-0		6-2-0												
8-8-0		0-0-0		2-1-0		AWAY		1-1-0		4-3-0		1-3-0												
0-0-0		0-0-0		0-0-0		NEUTRAL		0-0-0		0-0-0		0-0-0												
15-9-0		0-0-0		0-0-0		NON-CONFERENCE		7-3-0		2-3-0		6-3-0												
12-5-0		0-0-0		0-0-0		HOME		6-2-0		0-1-0		6-2-0												
3-4-0		0-0-0		0-0-		AWAY		1-1-0		2-2-0		0-1-0												
0-0-0		0-0-0		0-0-0		NEUTRAL		0-0-0		0-0-0		0-0-0												
11-7-0		1-2-0		2-1-0		CONFERENCE		3-0-0		4-2-0		1-2-0												
6-3-0		1-2-0		0-0-0		HOME		3-0-0		2-1-0		0-0-0												
5-4-0		0-0-0		2-1-0		AWAY		0-0-0		2-1-0		1-2-0												
0-0-0		0-0-0		0-0-0		NEUTRAL		0-0-0		0-0-0		0-0-0												
RPI	S	Opponent		Score		RPI	S	Opponent		Score		RPI	S	Opponent		Score		RPI	S	Opponent		Score		
9	H	UC Santa Barbara		3	4	42	A	Cal St. Fullerton		5	4	59	H	Arizona St.		3	1	104	H	UC Irvine		2	7	
9	H	UC Santa Barbara		2	0	42	A	Cal St. Fullerton		5	4	59	H	Arizona St.		2	9	104	H	UC Irvine		3	2	
9	H	UC Santa Barbara		1	3	42	A	Cal St. Fullerton		2	4	59	H	Arizona St.		5	2	104	H	UC Irvine		8	3	
												70	H	Nebraska		1	0	113	A	CSUN		2	4	
												70	H	Nebraska		3	1	113	A	CSUN		12	0	
												70	H	Nebraska		2	9	113	A	CSUN		6	3	
												72	A	Fresno St.		5	10	115	A	Southern California		3	8	
												72	H	Fresno St.		4	3	115	H	Southern California		4	7	
												85	A	UCLA		10	1	122	A	Oklahoma		6	3	
												86	H	Cal Poly		4	1	122	A	Oklahoma		7	3	
												86	H	Cal Poly		2	0	122	A	Oklahoma		3	6	
												86	H	Cal Poly		14	3	171	A	UC Riverside		13	14	
												93	H	Loyola Marymount		6	4	171	A	UC Riverside		10	7	
																		171	A	UC Riverside		3	4	
																		175	H	Holy Cross		2	3	
																		175	H	Holy Cross		7	1	
																		175	H	Holy Cross		2	1	
																		182	H	Columbia		6	8	
																		182	H	Columbia		7	2	
																		182	H	Columbia		8	3	
																		182	H	Columbia		4	1	
																		209	A	San Diego St.		5	6	
																		209	H	San Diego St.		4	2	
				LAST 15 GAMES																				
				86	H	Cal Poly		4	1	115	A	Southern California		3	8	104	H	UC Irvine		2	7			
				86	H	Cal Poly		2	0	104	H	UC Irvine		2	7	104	H	UC Irvine		8	3			
				86	H	Cal Poly		14	3	104	H	UC Irvine		8	3									
				209	H	San Diego St.		4	2															
				171	A	UC Riverside		10	7															

Non-Div. I Games:

Long Beach St.

171 A UC Riverside	13	14
171 A UC Riverside	3	4

L
o
n
g
B
e
a
c
h
S
t
.

L
o
n
g
B
e
a
c
h
S
t
.

Average RPI Win:		136	WON-LOST RECORD		WINNING PCT. RANK		LAST 15 GAMES		STRENGTH OF SCHEDULE		OPP. STRENGTH OF SCHEDULE		TEAM RPI		ADJ RPI		CONF. RPI		ADJ CONF. RPI				
Average RPI Loss:		64																					
DIV. I ONLY			27-17-0		.61364		71		6-9-0		44		27		40		.55901		40				
DIV. I NON-CONF.			16-7-0		.69565		48		2-2-0		157		161		90		.5334		90				
TOTALS		RPI 1-25		RPI 26-50		W-L RECORDS		RPI 51-100		RPI 101-150		RPI 150+											
27-17-0		3-7-0		2-1-0		OVERALL		7-5-0		4-2-0		11-2-0											
18-7-0		2-2-0		0-0-0		HOME		5-4-0		3-0-0		8-1-0											
7-8-0		1-3-0		2-1-0		AWAY		2-1-0		1-2-0		1-1-0											
2-2-0		0-2-0		0-0-0		NEUTRAL		0-0-0		0-0-0		2-0-0											
16-7-0		0-4-0		0-0-0		NON-CONFERENCE		2-1-0		3-0-0		11-2-0											
13-3-0		0-1-0		0-0-0		HOME		2-1-0		3-0-0		8-1-0											
1-2-0		0-1-0		0-0-		AWAY		0-0-0		0-0-0		1-1-0											
2-2-0		0-2-0		0-0-0		NEUTRAL		0-0-0		0-0-0		2-0-0											
11-10-0		3-3-0		2-1-0		CONFERENCE		5-4-0		1-2-0		0-0-0											
5-4-0		2-1-0		0-0-0		HOME		3-3-0		0-0-0		0-0-0											
6-6-0		1-2-0		2-1-0		AWAY		2-1-0		1-2-0		0-0-0											
0-0-0		0-0-0		0-0-0		NEUTRAL		0-0-0		0-0-0		0-0-0											
RPI	S	Opponent		Score		RPI	S	Opponent		Score		RPI	S	Opponent		Score		RPI	S	Opponent		Score	
1	H	Florida		5 4		28	A	Georgia		2 5		53	H	Alabama		3 2		109	H	Cincinnati		8 4	
1	H	Florida		7 4		28	A	Georgia		14 6		53	H	Alabama		1 2		110	A	Auburn		9 6	
1	H	Florida		5 12		28	A	Georgia		11 4		53	H	Alabama		6 2		110	A	Auburn		6 10	
2	A	Louisville		6 7								65	H	Austin Peay		3 2		110	A	Auburn		2 5	
2	H	Louisville		6 9								77	A	Tennessee		5 4		134	H	Miami (OH)		11 1	
9	N	UC Santa Barbara		4 11								77	A	Tennessee		5 14		150	H	Xavier		6 2	
12	A	Vanderbilt		3 0								77	A	Tennessee		10 2		159	A	Wofford		4 5	
12	A	Vanderbilt		0 3								79	H	Arkansas		0 1		186	H	Murray St.		11 1	
12	A	Vanderbilt		2 3								79	H	Arkansas		5 4		209	A	San Diego St.		6 0	
25	N	Bryant		4 7								79	H	Arkansas		0 2		230	H	Dayton		5 3	
												90	H	Western Ky.		6 14		230	N	Dayton		15 2	
												94	H	Morehead St.		10 5		235	H	USC Upstate		3 1	
																		235	H	USC Upstate		3 0	
																		235	H	USC Upstate		5 3	
																		238	H	Northern Ky.		4 5	
																		255	H	Buffalo		9 8	
																		255	H	Buffalo		14 3	
																		255	H	Buffalo		5 1	
																		274	N	George Mason		8 6	
LAST 15 GAMES																							
						110	A	Auburn		9 6		79	H	Arkansas		0 1							
						110	A	Auburn		6 10		2	A	Louisville		6 7							
						110	A	Auburn		2 5		12	A	Vanderbilt		3 0							
						134	H	Miami (OH)		11 1													
						230	H	Dayton		5 3													

Non-Div. I Games:

Kentucky

79	H	Arkansas	0	2
79	H	Arkansas	5	4

K
e
n
t
u
c
k
y

K
e
n
t
u
c
k
y

Average RPI Win: 120		WON-LOST RECORD	WINNING PCT. RANK		LAST 15 GAMES	STRENGTH OF SCHEDULE	OPP. STRENGTH OF SCHEDULE	TEAM RPI	ADJ RPI		CONF. RPI	ADJ CONF. RPI					
Average RPI Loss: 114																	
DIV. I ONLY		28-12-0	.7	27	9-6-0	152	25	41	.55875	41	3	3					
DIV. I NON-CONF.		16-3-0	.84211	9	3-0-0	237	30	41	.56396	41	3	3					
<hr/>																	
TOTALS		RPI 1-25		RPI 26-50		W-L RECORDS		RPI 51-100		RPI 101-150		RPI 150+					
28-12-0		1-0-0		2-4-0		OVERALL		6-2-0		13-2-0		6-4-0					
12-4-0		0-0-0		2-1-0		HOME		5-1-0		4-1-0		1-1-0					
7-7-0		0-0-0		0-3-0		AWAY		1-1-0		4-1-0		2-2-0					
9-1-0		1-0-0		0-0-0		NEUTRAL		0-0-0		5-0-0		3-1-0					
16-3-0		1-0-0		0-0-0		NON-CONFERENCE		0-0-0		10-1-0		5-2-0					
5-2-0		0-0-0		0-0-0		HOME		0-0-0		4-1-0		1-1-0					
3-0-0		0-0-0		0-0-		AWAY		0-0-0		2-0-0		1-0-0					
8-1-0		1-0-0		0-0-0		NEUTRAL		0-0-0		4-0-0		3-1-0					
12-9-0		0-0-0		2-4-0		CONFERENCE		6-2-0		3-1-0		1-2-0					
7-2-0		0-0-0		2-1-0		HOME		5-1-0		0-0-0		0-0-0					
4-7-0		0-0-0		0-3-0		AWAY		1-1-0		2-1-0		1-2-0					
1-0-0		0-0-0		0-0-0		NEUTRAL		0-0-0		1-0-0		0-0-0					
RPI	S	Opponent		Score		RPI	S	Opponent		Score		RPI	S	Opponent		Score	
24	N	Minnesota		8 7		33	H	Washington		5 4		59	H	Arizona St.		12 2	
						33	H	Washington		10 1		59	H	Arizona St.		7 3	
						33	H	Washington		2 3		59	H	Arizona St.		3 2	
						49	A	California		0 5		84	H	Stanford		0 6	
						49	A	California		2 6		84	H	Stanford		11 4	
						49	A	California		3 5		84	H	Stanford		3 2	
												100	A	Oregon		6 7	
												100	A	Oregon		11 10	
										</							

Non-Div. I Games:

Oregon St.

126 A Utah	7	2
126 A Utah	10	4

O
r
e
g
o
n
s
t
.

O
r
e
g
o
n
s
t
.

Average RPI Win:		131	WON-LOST RECORD		WINNING PCT. RANK	LAST 15 GAMES	STRENGTH OF SCHEDULE		OPP. STRENGTH OF SCHEDULE	TEAM RPI	ADJ RPI	CONF. RPI	ADJ CONF. RPI				
Average RPI Loss:		69															
DIV. I ONLY			27-15-0		.64286	53	11-4-0		59	50	42	.55845	42	8	8		
DIV. I NON-CONF.			17-10-0		.62963	68	5-1-0		96	8	59	.55018	59	9	9		
TOTALS		RPI 1-25	RPI 26-50		W-L RECORDS		RPI 51-100		RPI 101-150		RPI 150+						
27-15-0		2-1-0	2-5-0		OVERALL		4-6-0		11-3-0		8-0-0						
19-7-0		0-0-0	2-4-0		HOME		1-2-0		9-1-0		7-0-0						
8-8-0		2-1-0	0-1-0		AWAY		3-4-0		2-2-0		1-0-0						
0-0-0		0-0-0	0-0-0		NEUTRAL		0-0-0		0-0-0		0-0-0						
17-10-0		2-1-0	1-3-0		NON-CONFERENCE		3-4-0		6-2-0		5-0-0						
12-5-0		0-0-0	1-2-0		HOME		1-2-0		6-1-0		4-0-0						
5-5-0		2-1-0	0-0-		AWAY		2-2-0		0-1-0		1-0-0						
0-0-0		0-0-0	0-0-0		NEUTRAL		0-0-0		0-0-0		0-0-0						
10-5-0		0-0-0	1-2-0		CONFERENCE		1-2-0		5-1-0		3-0-0						
7-2-0		0-0-0	1-2-0		HOME		0-0-0		3-0-0		3-0-0						
3-3-0		0-0-0	0-0-0		AWAY		1-2-0		2-1-0		0-0-0						
0-0-0		0-0-0	0-0-0		NEUTRAL		0-0-0		0-0-0		0-0-0						
RPI S	Opponent	Score	RPI S	Opponent	Score	RPI S	Opponent	Score	RPI S	Opponent	Score						
13 A	Texas Tech	7 3	32 A	Arizona	0 2	59 H	Arizona St.	1 2	104 A	UC Irvine	6 4						
13 A	Texas Tech	4 1	39 H	Long Beach St.	4 2	59 H	Arizona St.	3 5	104 A	UC Irvine	0 2						
13 A	Texas Tech	5 6	39 H	Long Beach St.	4 5	84 A	Stanford	4 3	104 A	UC Irvine	7 2						
			39 H	Long Beach St.	4 5	84 A	Stanford	1 2	108 H	San Diego	4 2						
			47 H	Maryland	4 8	84 A	Stanford	0 2	113 H	CSUN	8 5						
			47 H	Maryland	3 2	85 A	UCLA	14 7	113 H	CSUN	2 1						
			47 H	Maryland	0 1	85 H	UCLA	10 7	113 H	CSUN	7 4						
						86 A	Cal Poly	3 6	115 A	Southern California	2 3						
						86 A	Cal Poly	2 1	130 H	Indiana	3 2						
						86 A	Cal Poly	0 1	130 H	Indiana	8 3						
									130 H	Indiana	6 1						
									148 H	UNLV	12 4						
									148 H	UNLV	0 2						
									148 H	UNLV	6 0						
									170 H	Wichita St.	9 1						
									170 H	Wichita St.	7 1						
									170 H	Wichita St.	5 0						
									209 H	San Diego St.	8 1						
									252 H	UC Davis	3 2						
									252 H	UC Davis	10 0						
									252 H	UC Davis	13 3						
									261 A	CSU Bakersfield	8 3						
			LAST 15 GAMES														
			104 A	UC Irvine	7 2	261 A	CSU Bakersfield	8 3									
			104 A	UC Irvine	6 4	252 H	UC Davis	13 3									
			104 A	UC Irvine	0 2	252 H	UC Davis	3 2									
			85 H	UCLA	10 7												
			148 H	UNLV	0 2												

Non-Div. I Games:

Cal St. Fullerton

148	H	UNLV	6	0
148	H	UNLV	12	4

C
a
l
S
t
.
F
u
l
l
e
r
t
o
n

C
a
l
S
t
.
F
u
l
l
e
r
t
o
n

Duke				Through Games Of May 1, 2016														
Average RPI Win: 125		WON-LOST RECORD	WINNING PCT. RANK		LAST 15 GAMES	STRENGTH OF SCHEDULE	OPP. STRENGTH OF SCHEDULE	TEAM RPI	ADJ RPI		CONF. RPI	ADJ CONF. RPI						
Average RPI Loss: 44																		
DIV. I ONLY		25-20-0	.55556	108	9-6-0	17	21	43	.55718	43	2	2						
DIV. I NON-CONF.		15-6-0	.71429	41	4-0-0	132	171	61	.54777	61	1	1						
TOTALS		RPI 1-25		RPI 26-50		W-L RECORDS		RPI 51-100		RPI 101-150		RPI 150+						
25-20-0		7-12-0		3-4-0		OVERALL		2-0-0		2-2-0		11-2-0						
15-11-0		4-8-0		2-2-0		HOME		1-0-0		1-1-0		7-0-0						
9-8-0		3-4-0		1-2-0		AWAY		0-0-0		1-0-0		4-2-0						
1-1-0		0-0-0		0-0-0		NEUTRAL		1-0-0		0-1-0		0-0-0						
15-6-0		0-1-0		2-2-0		NON-CONFERENCE		2-0-0		2-2-0		9-1-0						
11-3-0		0-0-0		2-2-0		HOME		1-0-0		1-1-0		7-0-0						
3-2-0		0-1-0		0-0-		AWAY		0-0-0		1-0-0		2-1-0						
1-1-0		0-0-0		0-0-0		NEUTRAL		1-0-0		0-1-0		0-0-0						
10-14-0		7-11-0		1-2-0		CONFERENCE		0-0-0		0-0-0		2-1-0						
4-8-0		4-8-0		0-0-0		HOME		0-0-0		0-0-0		0-0-0						
6-6-0		3-3-0		1-2-0		AWAY		0-0-0		0-0-0		2-1-0						
0-0-0		0-0-0		0-0-0		NEUTRAL		0-0-0		0-0-0		0-0-0						
RPI	S	Opponent	Score		RPI	S	Opponent	Score		RPI	S	Opponent	Score					
4	H	Miami (FL)	2	14	31	A	Wake Forest	2	3	52	H	UNCG	7	4				
4	H	Miami (FL)	0	9	31	A	Wake Forest	0	12	97	N	Ohio St.	8	1				
4	H	Miami (FL)	12	5	31	A	Wake Forest	3	2									
8	A	North Carolina St.	2	1	35	H	East Carolina	6	8									
8	A	North Carolina St.	2	3	49	H	California	6	5									
8	A	North Carolina St.	2	12	49	H	California	2	5									
10	H	Clemson	2	3	49	H	California	5	4									
10	H	Clemson	2	1														
10	H	Clemson	5	3														
14	H	North Carolina	2	8														
14	H	North Carolina	2	11														
14	H	North Carolina	2	12														
16	H	Virginia	3	0														
16	H	Virginia	6	7														
16	H	Virginia	0	6														
17	A	Coastal Caro.	6	10														
18	A	Georgia Tech	14	13														
18	A	Georgia Tech	2	3														
18	A	Georgia Tech	10	4														
					LAST 15 GAMES													
					8 A North Carolina St.					2	1	135 A Liberty					8	7
					8 A North Carolina St.					2	12	4 H Miami (FL)					0	9
					8 A North Carolina St.					2	3	4 H Miami (FL)					12	5
					267 A N.C. Central					4	2							
					187 A Virginia Tech					3	1							

Non-Div. I Games:

Duke

187 A Virginia Tech	19	9
187 A Virginia Tech	2	3

D
u
k
e

D
u
k
e

Average RPI Win:		136	WON-LOST RECORD		WINNING PCT. RANK		LAST 15 GAMES		STRENGTH OF SCHEDULE		OPP. STRENGTH OF SCHEDULE		TEAM RPI		ADJ RPI		CONF. RPI		ADJ CONF. RPI	
DIV. I ONLY			21-17-0		.55263 112		8-7-0		27		35		44		.5571 44		2		2	
DIV. I NON-CONF.			13-5-0		.72222 39		5-1-0		118		241		26		.57703 26		1		1	
TOTALS		RPI 1-25		RPI 26-50		W-L RECORDS		RPI 51-100		RPI 101-150		RPI 150+								
21-17-0		4-10-0		0-0-0		OVERALL		4-5-0		4-1-0		9-1-0								
8-7-0		2-6-0		0-0-0		HOME		3-1-0		3-0-0		0-0-0								
10-9-0		2-4-0		0-0-0		AWAY		1-3-0		1-1-0		6-1-0								
3-1-0		0-0-0		0-0-0		NEUTRAL		0-1-0		0-0-0		3-0-0								
13-5-0		0-0-0		0-0-0		NON-CONFERENCE		2-4-0		4-1-0		7-0-0								
4-0-0		0-0-0		0-0-0		HOME		1-0-0		3-0-0		0-0-0								
6-4-0		0-0-0		0-0-		AWAY		1-3-0		1-1-0		4-0-0								
3-1-0		0-0-0		0-0-0		NEUTRAL		0-1-0		0-0-0		3-0-0								
8-12-0		4-10-0		0-0-0		CONFERENCE		2-1-0		0-0-0		2-1-0								
4-7-0		2-6-0		0-0-0		HOME		2-1-0		0-0-0		0-0-0								
4-5-0		2-4-0		0-0-0		AWAY		0-0-0		0-0-0		2-1-0								
0-0-0		0-0-0		0-0-0		NEUTRAL		0-0-0		0-0-0		0-0-0								
RPI	S	Opponent		Score		RPI	S	Opponent		Score		RPI	S	Opponent		Score				
6	H	Florida St.		5 2				58 H Boston College		5 4		102	A	Penn St.		0 7				
6	H	Florida St.		2 10				58 H Boston College		5 0		116	A	West Virginia		4 1				
6	H	Florida St.		4 17				58 H Boston College		4 6		134	H	Miami (OH)		4 3				
10	A	Clemson		6 14				66 A New Orleans		5 12		134	H	Miami (OH)		8 7				
10	A	Clemson		3 4				66 A New Orleans		6 13		134	H	Miami (OH)		5 0				
10	A	Clemson		15 5				66 A New Orleans		5 8		187	A	Virginia Tech		6 5				
14	A	North Carolina		2 14				76 A Kent St.		9 4		187	A	Virginia Tech		8 3				
14	A	North Carolina		0 4				76 H Kent St.		13 5		187	A	Virginia Tech		4 5				
14	A	North Carolina		5 0				97 N Ohio St.		8 11		226	N	Niagara		5 4				
16	H	Virginia		1 9								226	N	Niagara		19 10				
16	H	Virginia		1 5								238	A	Grambling		14 6				
16	H	Virginia		6 7								238	A	Grambling		16 6				
18	H	Georgia Tech		3 6								238	A	Grambling		18 5				
18	H	Georgia Tech		13 6								242	A	Youngstown St.		17 5				
												244	N	Toledo		7 2				
LAST 15 GAMES																				
		16 H Virginia		1 9				187 A Virginia Tech		8 3										
		16 H Virginia		6 7				187 A Virginia Tech		6 5										
		16 H Virginia		1 5				187 A Virginia Tech		4 5										
		134 H Miami (OH)		8 7																
		134 H Miami (OH)		4 3																

Non-Div. I Games:

Pittsburgh

134	H	Miami (OH)	5	0
242	A	Youngstown St.	17	5

P
i
t
t
s
b
u
r
g
h

P
i
t
t
s
b
u
r
g
h

Average RPI Win: 159		WON-LOST RECORD	WINNING PCT. RANK		LAST 15 GAMES	STRENGTH OF SCHEDULE	OPP. STRENGTH OF SCHEDULE	TEAM RPI	ADJ RPI		CONF. RPI	ADJ CONF. RPI					
Average RPI Loss: 94																	
DIV. I ONLY		25-15-0	.625	63	10-5-0	128	69	45	.55681	45	9	9					
DIV. I NON-CONF.		12-7-0	.63158	66	1-0-0	138	48	37	.56758	37	8	8					
<hr/>																	
TOTALS		RPI 1-25		RPI 26-50		W-L RECORDS		RPI 51-100		RPI 101-150		RPI 150+					
25-15-0		1-2-0		2-3-0		OVERALL		2-3-0		3-4-0		17-3-0					
8-2-0		0-0-0		0-0-0		HOME		0-0-0		2-1-0		6-1-0					
15-11-0		1-2-0		2-3-0		AWAY		2-2-0		1-2-0		9-2-0					
2-2-0		0-0-0		0-0-0		NEUTRAL		0-1-0		0-1-0		2-0-0					
12-7-0		1-2-0		1-1-0		NON-CONFERENCE		1-1-0		0-1-0		9-2-0					
1-0-0		0-0-0		0-0-0		HOME		0-0-0		0-0-0		1-0-0					
9-5-0		1-2-0		1-0-		AWAY		1-0-0		0-0-0		6-2-0					
2-2-0		0-0-0		0-0-0		NEUTRAL		0-1-0		0-1-0		2-0-0					
13-8-0		0-0-0		1-2-0		CONFERENCE		1-2-0		3-3-0		8-1-0					
7-2-0		0-0-0		0-0-0		HOME		0-0-0		2-1-0		5-1-0					
6-6-0		0-0-0		1-2-0		AWAY		1-2-0		1-2-0		3-0-0					
0-0-0		0-0-0		0-0-0		NEUTRAL		0-0-0		0-0-0		0-0-0					
RPI	S	Opponent		Score		RPI	S	Opponent		Score		RPI	S	Opponent		Score	
23	A	TCU		4	3	33	A	Washington		0	2	57	A	St. Mary's (CA)		0	2
23	A	TCU		1	16	33	A	Washington		8	6	57	A	St. Mary's (CA)		5	6
23	A	TCU		2	10	36	A	BYU		9	5	57	A	St. Mary's (CA)		7	1
						36	A	BYU		4	5	68	N	Notre Dame		6	7
						36	A	BYU		2	11	79	A	Arkansas		15	10

Non-Div. I Games:

Gonzaga

167 H Santa Clara	7	4
139 A San Francisco	3	5

G
o
n
z
a
g
a

G
o
n
z
a
g
a

Jacksonville

Through Games Of May 1, 2016

Average RPI Win:		153	WON-LOST RECORD		WINNING PCT. RANK		LAST 15 GAMES		STRENGTH OF SCHEDULE		OPP. STRENGTH OF SCHEDULE		TEAM RPI		ADJ RPI		CONF. RPI		ADJ CONF. RPI					
DIV. I ONLY			27-15-0		.64286		53		10-5-0		92		89		46		.5568		46		17		17	
DIV. I NON-CONF.			18-11-0		.62069		76		1-2-0		128		79		71		.54275		71		17		17	
TOTALS		RPI 1-25		RPI 26-50		W-L RECORDS		RPI 51-100		RPI 101-150		RPI 150+												
27-15-0		2-4-0		1-2-0		OVERALL		7-3-0		3-1-0		14-5-0												
16-5-0		0-0-0		0-0-0		HOME		5-1-0		2-1-0		9-3-0												
11-10-0		2-4-0		1-2-0		AWAY		2-2-0		1-0-0		5-2-0												
0-0-0		0-0-0		0-0-0		NEUTRAL		0-0-0		0-0-0		0-0-0												
18-11-0		2-4-0		1-2-0		NON-CONFERENCE		2-1-0		3-1-0		10-3-0												
11-4-0		0-0-0		0-0-0		HOME		0-0-0		2-1-0		9-3-0												
7-7-0		2-4-0		1-0-		AWAY		2-1-0		1-0-0		1-0-0												
0-0-0		0-0-0		0-0-0		NEUTRAL		0-0-0		0-0-0		0-0-0												
9-4-0		0-0-0		0-0-0		CONFERENCE		5-2-0		0-0-0		4-2-0												
5-1-0		0-0-0		0-0-0		HOME		5-1-0		0-0-0		0-0-0												
4-3-0		0-0-0		0-0-0		AWAY		0-1-0		0-0-0		4-2-0												
0-0-0		0-0-0		0-0-0		NEUTRAL		0-0-0		0-0-0		0-0-0												
RPI	S	Opponent		Score		RPI	S	Opponent		Score		RPI	S	Opponent		Score								
1	A	Florida		2	7	35	A	East Carolina		3	6	55	A	North Florida		6	10	101	H	FIU		10	5	
1	A	Florida		1	3	35	A	East Carolina		0	13	55	H	North Florida		4	7	101	H	FIU		2	3	
6	A	Florida St.		7	3	35	A	East Carolina		8	6	55	H	North Florida		8	0	123	H	UCF		8	3	
21	A	Creighton		1	2							55	H	North Florida		6	2	149	A	Florida A&M		8	5	
21	A	Creighton		4	3							81	A	Samford		9	2	159	A	Stetson		8	3	
21	A	Creighton		0	4							81	A	Samford		7	2	159	A	Stetson		2	1	
												81	A	Samford		5	8	159	A	Stetson		3	4	
												99	H	FGCU		5	0	168	H	South Fla.		7	5	
												99	H	FGCU		4	3	182	H	Columbia		4	5	
												99	H	FGCU		6	3	182	H	Columbia		1	0	
																		182	H	Columbia		2	0	
																		182	H	Columbia		8	9	
																		192	A	Bethune-Cookman		4	3	
																		221	A	Lipscomb		7	5	
																		221	A	Lipscomb		2	0	
																		221	A	Lipscomb		1	9	
																		244	H	Toledo		1	6	
																		244	H	Toledo		2	1	
																		244	H	Toledo		5	1	
																		258	H	Charleston So.		4	1	
																		296	H	Mt. St. Mary's		14	3	
																		296	H	Mt. St. Mary's		13	2	
																		296	H	Mt. St. Mary's		15	7	
						LAST 15 GAMES																		
						159	A	Stetson		3	4	221	A	Lipscomb		1	9	296	H					
						159	A	Stetson		2	1	221	A	Lipscomb		2	0							
						159	A	Stetson		8	3	221	A	Lipscomb		7	5							
						99	H	FGCU		5	0													
						99	H	FGCU		6	3													

Non-Div. I Games:

Jacksonville

99	H	FGCU	4	3
1	A	Florida	1	3

J
a
c
k
s
o
n
v
i
l
l
e

J
a
c
k
s
o
n
v
i
l
l
e

Average RPI Win:	102	WON-LOST RECORD	WINNING PCT. RANK	LAST 15 GAMES	STRENGTH OF SCHEDULE	OPP. STRENGTH OF SCHEDULE	TEAM RPI	ADJ RPI	CONF. RPI	ADJ CONF. RPI					
Average RPI Loss:	99														
DIV. I ONLY		24-19-0	.55814	106	10-5-0	25	79	47	.55528	47	7	7			
DIV. I NON-CONF.		15-13-0	.53571	134	2-1-0	8	63	46	.56194	46	7	7			
<hr/>															
TOTALS	RPI 1-25	RPI 26-50		W-L RECORDS		RPI 51-100		RPI 101-150		RPI 150+					
24-19-0	3-3-0	2-2-0		OVERALL		9-4-0		6-6-0		4-4-0					
13-6-0	2-1-0	0-0-0		HOME		5-2-0		3-1-0		3-2-0					
9-12-0	1-2-0	2-2-0		AWAY		2-2-0		3-5-0		1-1-0					
2-1-0	0-0-0	0-0-0		NEUTRAL		2-0-0		0-0-0		0-1-0					
15-13-0	2-1-0	2-2-0		NON-CONFERENCE		6-4-0		3-3-0		2-3-0					
8-5-0	2-1-0	0-0-0		HOME		2-2-0		3-1-0		1-1-0					
5-7-0	0-0-0	2-0-		AWAY		2-2-0		0-2-0		1-1-0					
2-1-0	0-0-0	0-0-0		NEUTRAL		2-0-0		0-0-0		0-1-0					
9-6-0	1-2-0	0-0-0		CONFERENCE		3-0-0		3-3-0		2-1-0					
5-1-0	0-0-0	0-0-0		HOME		3-0-0		0-0-0		2-1-0					
4-5-0	1-2-0	0-0-0		AWAY		0-0-0		3-3-0		0-0-0					
0-0-0	0-0-0	0-0-0		NEUTRAL		0-0-0		0-0-0		0-0-0					
RPI	S	Opponent	Score	RPI	S	Opponent	Score	RPI	S	Opponent	Score				
24	A	Minnesota	4 2	35	A	East Carolina	3 4	53	A	Alabama	1 3	102	A	Penn St.	7 1
24	A	Minnesota	5 9	42	A	Cal St. Fullerton	8 4	53	A	Alabama	9 5	102	A	Penn St.	8 3
24	A	Minnesota	4 6	42	A	Cal St. Fullerton	1 0	53	A	Alabama	1 5	102	A	Penn St.	0 2
25	H	Bryant	0 2	42	A	Cal St. Fullerton	2 3	54	N	Southeastern La.	8 1	104	A	UC Irvine	5 9
25	H	Bryant	5 3					63	H	High Point	3 4	105	H	Rhode Island	13 10
25	H	Bryant	8 6					63	H	High Point	13 5	105	H	Rhode Island	1 0
								63	H	High Point	2 7	105	H	Rhode Island	1 2
								77	N	Tennessee	10 9	120	A	Iowa	1 8
								83	A	VCU	7 1	120	A	Iowa	4 1
								83	H	VCU	8 1	120	A	Iowa	1 4
								97	H	Ohio St.	3 0	135	A	Liberty	4 5
								97	H	Ohio St.	2 1	135	H	Liberty	10 9
								97	H	Ohio St.	5 4	173	A	Delaware	7 12
												173	N	Delaware	8 10
												201	H	George Washington	10 19
												204	A	James Madison	19 12
												204	H	James Madison	5 2
												260	H	Purdue	11 3
												260	H	Purdue	6 0
												260	H	Purdue	1 7
				LAST 15 GAMES											
				102	A	Penn St.	8 3	24	A	Minnesota	4 6				
				102	A	Penn St.	0 2	24	A	Minnesota	4 2				
				102	A	Penn St.	7 1	24	A	Minnesota	5 9				
				204	A	James Madison	19 12								
				260	H	Purdue	11 3								

Non-Div. I Games:

Maryland

260 H Purdue	6	0
260 H Purdue	1	7

M
a
r
y
l
a
n
d

M
a
r
y
l
a
n
d

Average RPI Win: 146		WON-LOST RECORD		WINNING PCT. RANK		LAST 15 GAMES		STRENGTH OF SCHEDULE		OPP. STRENGTH OF SCHEDULE		TEAM RPI		ADJ RPI		CONF. RPI		ADJ CONF. RPI					
DIV. I ONLY		25-18-0		.5814 87		9-6-0		30		118		48		.55459 48		12		12					
DIV. I NON-CONF.		11-8-0		.57895 99		2-1-0		54		113		64		.54658 64		12		12					
TOTALS		RPI 1-25		RPI 26-50		W-L RECORDS		RPI 51-100		RPI 101-150		RPI 150+											
25-18-0		0-6-0		1-1-0		OVERALL		8-8-0		7-2-0		9-1-0											
15-6-0		0-1-0		0-0-0		HOME		3-3-0		5-1-0		7-1-0											
8-12-0		0-5-0		1-1-0		AWAY		4-5-0		2-1-0		1-0-0											
2-0-0		0-0-0		0-0-0		NEUTRAL		1-0-0		0-0-0		1-0-0											
11-8-0		0-6-0		1-1-0		NON-CONFERENCE		1-0-0		3-0-0		6-1-0											
7-2-0		0-1-0		0-0-0		HOME		0-0-0		3-0-0		4-1-0											
2-6-0		0-5-0		1-0-		AWAY		0-0-0		0-0-0		1-0-0											
2-0-0		0-0-0		0-0-0		NEUTRAL		1-0-0		0-0-0		1-0-0											
14-10-0		0-0-0		0-0-0		CONFERENCE		7-8-0		4-2-0		3-0-0											
8-4-0		0-0-0		0-0-0		HOME		3-3-0		2-1-0		3-0-0											
6-6-0		0-0-0		0-0-0		AWAY		4-5-0		2-1-0		0-0-0											
0-0-0		0-0-0		0-0-0		NEUTRAL		0-0-0		0-0-0		0-0-0											
RPI	S	Opponent		Score		RPI	S	Opponent		Score		RPI	S	Opponent		Score		RPI	S	Opponent		Score	
5	A	Texas A&M		6	7	32	A	Arizona		1	4	54	H	Southeastern La.		3	2	128	H	SFA		10	3
19	A	Southern Miss.		5	15	32	A	Arizona		6	4	54	H	Southeastern La.		5	8	128	H	SFA		4	2
19	A	Southern Miss.		6	8							54	H	Southeastern La.		1	2	128	H	SFA		1	4
19	A	Southern Miss.		5	8							56	H	Lamar		2	0	138	H	Alabama St.		4	2
20	A	La.-Lafayette		0	4							56	H	Lamar		5	6	138	H	Alabama St.		8	4
20	H	La.-Lafayette		1	10							56	H	Lamar		5	1	138	H	Alabama St.		1	0
												57	N	St. Mary's (CA)		9	3	145	A	Central Ark.		7	5
												66	A	New Orleans		5	6	145	A	Central Ark.		3	6
												66	A	New Orleans		4	5	145	A	Central Ark.		3	2
												66	A	New Orleans		6	1	154	H	Sacramento St.		2	4
												87	A	Sam Houston St.		1	2	157	A	La.-Monroe		6	2
												87	A	Sam Houston St.		1	2	157	H	La.-Monroe		11	2
												87	A	Sam Houston St.		7	5	229	H	A&M-Corpus Christi		4	3
												96	A	McNeese St.		8	7	229	H	A&M-Corpus Christi		4	2
												96	A	McNeese St.		7	1	229	H	A&M-Corpus Christi		6	5
												96	A	McNeese St.		1	2	238	H	Grambling		2	1
																		261	N	CSU Bakersfield		9	7
																		299	H	Mississippi Val.		10	7
																		299	H	Mississippi Val.		10	0
LAST 15 GAMES																							
																		229	H	A&M-Corpus Christi		6	5
																		229	H	A&M-Corpus Christi		4	2
																		229	H	A&M-Corpus Christi		4	3
																		299	H	Mississippi Val.		10	0
																		299	H	Mississippi Val.		10	7

Non-Div. I Games:

Northwestern St.

145 A Central Ark.	7	5
145 A Central Ark.	3	6

N
o
r
t
h
w
e
s
t
e
r
n
S
t
.

N
o
r
t
h
w
e
s
t
e
r
n
S
t
.

Average RPI Win:	106	WON-LOST RECORD	WINNING PCT. RANK	LAST 15 GAMES	STRENGTH OF SCHEDULE	OPP. STRENGTH OF SCHEDULE	TEAM RPI	ADJ RPI	CONF. RPI	ADJ CONF. RPI		
DIV. I ONLY		24-16-0	.678	78	6-9-0	56	16	49	.55444	49	3	3
DIV. I NON-CONF.		13-4-0	.76471	22	2-0-0	173	2	29	.57436	29	3	3
<hr/>												
TOTALS	RPI 1-25	RPI 26-50		W-L RECORDS		RPI 51-100		RPI 101-150		RPI 150+		
24-16-0	1-1-0	5-8-0		OVERALL		8-5-0		7-2-0		3-0-0		
15-8-0	1-1-0	4-6-0		HOME		5-1-0		2-0-0		3-0-0		
9-8-0	0-0-0	1-2-0		AWAY		3-4-0		5-2-0		0-0-0		
0-0-0	0-0-0	0-0-0		NEUTRAL		0-0-0		0-0-0		0-0-0		
13-4-0	1-1-0	1-3-0		NON-CONFERENCE		2-0-0		6-0-0		3-0-0		
7-2-0	1-1-0	0-1-0		HOME		1-0-0		2-0-0		3-0-0		
6-2-0	0-0-0	1-0-0		AWAY		1-0-0		4-0-0		0-0-0		
0-0-0	0-0-0	0-0-0		NEUTRAL		0-0-0		0-0-0		0-0-0		
11-12-0	0-0-0	4-5-0		CONFERENCE		6-5-0		1-2-0		0-0-0		
8-6-0	0-0-0	4-5-0		HOME		4-1-0		0-0-0		0-0-0		
3-6-0	0-0-0	0-0-0		AWAY		2-4-0		1-2-0		0-0-0		
0-0-0	0-0-0	0-0-0		NEUTRAL		0-0-0		0-0-0		0-0-0		
RPI S	Opponent	Score	RPI S	Opponent	Score	RPI S	Opponent	Score	RPI S	Opponent	Score	
13 H	Texas Tech	8 11	27 H	Michigan	0 5	59 A	Arizona St.	4 6	115 A	Southern California	4 5	
13 H	Texas Tech	9 2	32 H	Arizona	5 8	59 A	Arizona St.	0 4	115 A	Southern California	5 18	
			32 H	Arizona	0 3	59 A	Arizona St.	8 4	115 A	Southern California	5 4	
			32 H	Arizona	6 7	84 H	Stanford	5 2	125 A	Texas	4 3	
			33 H	Washington	7 1	84 H	Stanford	6 8	125 A	Texas	10 7	
			33 H	Washington	2 4	85 H	UCLA	8 2	125 A	Texas	6 0	
			33 H	Washington	4 7	85 H	UCLA	5 3	125 A	Texas	4 1	
			41 H	Oregon St.	5 0	85 H	UCLA	9 1	139 H	San Francisco	5 4	
			41 H	Oregon St.	6 2	86 A	Cal Poly	7 1	139 H	San Francisco	7 5	
			41 H	Oregon St.	5 3	86 H	Cal Poly	5 4	260 H	Purdue	10 0	
			43 A	Duke	5 6	100 A	Oregon	3 4	260 H	Purdue	4 0	
			43 A	Duke	5 2	100 A	Oregon	12 2	260 H	Purdue	15 5	
			43 A	Duke	4 5	100 A	Oregon	5 11				
<hr/>												
LAST 15 GAMES												
			33 H	Washington	4 7	84 H	Stanford	5 2				
			33 H	Washington	7 1	59 A	Arizona St.	0 4				
			33 H	Washington	2 4	59 A	Arizona St.	8 4				
			86 H	Cal Poly	5 4							
			32 H	Arizona	6 7							

Non-Div. I Games:

California

32 H Arizona	5	8
32 H Arizona	0	3

C
a
l
i
f
o
r
n
i
a

C
a
l
i
f
o
r
n
i
a

Average RPI Win: 138		WON-LOST RECORD		WINNING PCT. RANK		LAST 15 GAMES		STRENGTH OF SCHEDULE		OPP. STRENGTH OF SCHEDULE		TEAM RPI		ADJ RPI		CONF. RPI		ADJ CONF. RPI					
DIV. I ONLY		28-14-0		.66667 36		10-5-0		89		101		50		.55323 50		11		11					
DIV. I NON-CONF.		20-11-0		.64516 62		2-2-0		107		59		79		.53786 79		13		13					
TOTALS		RPI 1-25		RPI 26-50		W-L RECORDS		RPI 51-100		RPI 101-150		RPI 150+											
28-14-0		1-2-0		0-1-0		OVERALL		7-2-0		11-7-0		9-2-0											
18-8-0		0-2-0		0-0-0		HOME		1-2-0		10-3-0		7-1-0											
10-6-0		1-0-0		0-1-0		AWAY		6-0-0		1-4-0		2-1-0											
0-0-0		0-0-0		0-0-0		NEUTRAL		0-0-0		0-0-0		0-0-0											
20-11-0		1-2-0		0-1-0		NON-CONFERENCE		4-2-0		8-4-0		7-2-0											
16-7-0		0-2-0		0-0-0		HOME		1-2-0		8-2-0		7-1-0											
4-4-0		1-0-0		0-0-		AWAY		3-0-0		0-2-0		0-1-0											
0-0-0		0-0-0		0-0-0		NEUTRAL		0-0-0		0-0-0		0-0-0											
8-3-0		0-0-0		0-0-0		CONFERENCE		3-0-0		3-3-0		2-0-0											
2-1-0		0-0-0		0-0-0		HOME		0-0-0		2-1-0		0-0-0											
6-2-0		0-0-0		0-0-0		AWAY		3-0-0		1-2-0		2-0-0											
0-0-0		0-0-0		0-0-0		NEUTRAL		0-0-0		0-0-0		0-0-0											
RPI	S	Opponent		Score		RPI	S	Opponent		Score		RPI	S	Opponent		Score		RPI	S	Opponent		Score	
22	H	Oklahoma St.		6	7	30	A	Rice		2	6	71	A	New Mexico		33	8	106	H	Valparaiso		10	4
23	A	TCU		9	1							71	A	New Mexico		12	11	106	H	Valparaiso		9	2
23	H	TCU		0	2							71	A	New Mexico		5	2	106	H	Valparaiso		1	6
												73	H	Oral Roberts		7	12	106	H	Valparaiso		2	1
												73	H	Oral Roberts		6	1	107	H	UT Arlington		13	2
												73	H	Oral Roberts		4	7	120	H	Iowa		4	1
												82	A	Indiana St.		3	2	120	H	Iowa		7	3
												82	A	Indiana St.		10	5	120	H	Iowa		5	1
												82	A	Indiana St.		7	6	122	A	Oklahoma		2	12
																		129	A	Baylor		3	8
																		129	H	Baylor		6	19
																		129	H	Baylor		5	3
																		140	H	Southern Ill.		0	7
																		140	H	Southern Ill.		5	2
																		140	H	Southern Ill.		7	4
																		142	A	Bradley		2	3
																		142	A	Bradley		1	2
																		142	A	Bradley		4	3
																		157	H	La.-Monroe		3	6
																		157	H	La.-Monroe		6	1
																		157	H	La.-Monroe		7	3
																		216	A	Illinois St.		7	1
																		216	A	Illinois St.		7	2
																		218	A	Abilene Christian		2	3
																		221	H	Lipscomb		6	5
																		221	H	Lipscomb		10	3
																		221	H	Lipscomb		9	1
LAST 15 GAMES																							
						142	A	Bradley		1	2	107	H	UT Arlington		13	2	216	A	Illinois St.		7	2
						142	A	Bradley		4	3	140	H	Southern Ill.		0	7	218	A	Abilene Christian		2	3
						142	A	Bradley		2	3	140	H	Southern Ill.		7	4	221	H	Lipscomb		6	5
						23	H	TCU		0	2							221	H	Lipscomb		10	3
						82	A	Indiana St.		10	5							221	H	Lipscomb		9	1

Non-Div. I Games:

Dallas Baptist

82 A Indiana St.	7	6
82 A Indiana St.	3	2

RPI	S	Opponent	Score	
264	H	Incarnate Word	17	1
288	H	Texas Southern	15	9

Dallas Baptist

D
a
l
l
a
s
B
a
p
t
i
s
t

D
a
l
l
a
s
B
a
p
t
i
s
t

Average RPI Win: 151		WON-LOST	WINNING	LAST 15	STRENGTH OF		OPP. STRENGTH	TEAM	ADJ		CONF.	ADJ CONF.			
Average RPI Loss: 126		RECORD	PCT. RANK	GAMES	SCHEDULE		OF SCHEDULE	RPI	RPI		RPI	RPI			
DIV. I ONLY		30-11-0	.73171	17	9-6-0		176	104	51		.55315	51	7	7	
DIV. I NON-CONF.		19-6-0	.76	27	3-1-0		254	119	77		.53917	77	7	7	
TOTALS		RPI 1-25	RPI 26-50		W-L RECORDS		RPI 51-100		RPI 101-150		RPI 150+				
30-11-0		0-1-0	3-1-0		OVERALL		6-1-0		7-4-0		14-4-0				
10-5-0		0-0-0	2-0-0		HOME		4-1-0		1-3-0		3-1-0				
8-5-0		0-0-0	1-1-0		AWAY		0-0-0		3-1-0		4-3-0				
12-1-0		0-1-0	0-0-0		NEUTRAL		2-0-0		3-0-0		7-0-0				
19-6-0		0-1-0	0-0-0		NON-CONFERENCE		3-1-0		4-1-0		12-3-0				
4-3-0		0-0-0	0-0-0		HOME		1-1-0		0-1-0		3-1-0				
3-2-0		0-0-0	0-0-		AWAY		0-0-0		1-0-0		2-2-0				
12-1-0		0-1-0	0-0-0		NEUTRAL		2-0-0		3-0-0		7-0-0				
11-5-0		0-0-0	3-1-0		CONFERENCE		3-0-0		3-3-0		2-1-0				
6-2-0		0-0-0	2-0-0		HOME		3-0-0		1-2-0		0-0-0				
5-3-0		0-0-0	1-1-0		AWAY		0-0-0		2-1-0		2-1-0				
0-0-0		0-0-0	0-0-0		NEUTRAL		0-0-0		0-0-0		0-0-0				
RPI S	Opponent	Score		RPI S	Opponent	Score		RPI S	Opponent	Score		RPI S	Opponent	Score	
19 N	Southern Miss.	0	2	27 A	Michigan	3	4	68 H	Notre Dame	0	1	102 A	Penn St.	6	7
				27 A	Michigan	7	4	75 H	Rutgers	5	4	102 A	Penn St.	5	2
				27 H	Michigan	7	6	75 H	Rutgers	6	5	102 A	Penn St.	7	0
				27 H	Michigan	11	5	75 H	Rutgers	5	2	110 N	Auburn	3	0
								80 N	Troy	3	0	123 N	UCF	6	2
								99 N	FGCU	7	6	130 H	Indiana	4	8
								100 H	Oregon	3	2	130 H	Indiana	9	0
												130 H	Indiana	2	3
												132 A	Furman	15	8
												133 N	Saint Joseph's	8	7
												136 H	Oakland	1	3
												152 N	North Dakota St.	9	5
												168 A	South Fla.	11	1
												168 A	South Fla.	0	2
												168 A	South Fla.	5	7
												169 N	Texas St.	3	2
												175 H	Eastern Mich.	2	4
												181 N	Presbyterian	11	5
												203 N	Fordham	7	2
												216 N	Illinois St.	15	0
												229 A	A&M-Corpus Christi	9	3
												244 H	Toledo	4	1
												251 H	Western Mich.	6	5
												256 H	Central Mich.	4	1
												256 N	Central Mich.	7	3
												260 A	Purdue	5	3
												260 A	Purdue	11	0
LAST 15 GAMES				27 A	Michigan	7	4	251 H	Western Mich.	6	5	256 H	Central Mich.	4	1
				27 H	Michigan	7	6	68 H	Notre Dame	0	1	256 N	Central Mich.	7	3
				27 A	Michigan	3	4	260 A	Purdue	2	5	260 A	Purdue	5	3
				244 H	Toledo	4	1					260 A	Purdue	11	0
				130 H	Indiana	4	8								

Non-Div. I Games:

Michigan St.

Michigan St.

130	H	Indiana	9	0
130	H	Indiana	2	3

Through Games Of May 1, 2016

RPI	S	Opponent	Score	
260	A	Purdue	2	5
282	N	Butler	9	2

Michigan St.

M
i
c
h
i
g
a
n
s
t
.

M
i
c
h
i
g
a
n
s
t
.

Average RPI Win: 182		WON-LOST RECORD		WINNING PCT. RANK		LAST 15 GAMES		STRENGTH OF SCHEDULE		OPP. STRENGTH OF SCHEDULE		TEAM RPI		ADJ RPI		CONF. RPI		ADJ CONF. RPI	
DIV. I ONLY		33-13-0		.71739 20		9-6-0		146		129		52		.55282 52		15		15	
DIV. I NON-CONF.		22-9-0		.70968 45		2-2-0		120		115		39		.56497 39		18		18	
TOTALS		RPI 1-25		RPI 26-50		W-L RECORDS		RPI 51-100		RPI 101-150		RPI 150+							
33-13-0		1-2-0		1-3-0		OVERALL		5-3-0		5-1-0		21-4-0							
24-3-0		0-0-0		1-0-0		HOME		2-2-0		3-0-0		18-1-0							
7-9-0		1-2-0		0-3-0		AWAY		1-1-0		2-1-0		3-2-0							
2-1-0		0-0-0		0-0-0		NEUTRAL		2-0-0		0-0-0		0-1-0							
22-9-0		1-2-0		1-3-0		NON-CONFERENCE		4-1-0		3-0-0		13-3-0							
17-1-0		0-0-0		1-0-0		HOME		1-0-0		3-0-0		12-1-0							
3-7-0		1-2-0		0-0-		AWAY		1-1-0		0-0-0		1-1-0							
2-1-0		0-0-0		0-0-0		NEUTRAL		2-0-0		0-0-0		0-1-0							
11-4-0		0-0-0		0-0-0		CONFERENCE		1-2-0		2-1-0		8-1-0							
7-2-0		0-0-0		0-0-0		HOME		1-2-0		0-0-0		6-0-0							
4-2-0		0-0-0		0-0-0		AWAY		0-0-0		2-1-0		2-1-0							
0-0-0		0-0-0		0-0-0		NEUTRAL		0-0-0		0-0-0		0-0-0							
RPI S	Opponent	Score		RPI S	Opponent	Score		RPI S	Opponent	Score		RPI S	Opponent	Score					
8 A	North Carolina St.	4	8	26 A	UNCW	4	8	63 A	High Point	5	15	132 A	Furman	14	0				
17 A	Coastal Caro.	4	7	31 A	Wake Forest	4	6	63 A	High Point	9	3	132 A	Furman	18	11				
17 A	Coastal Caro.	4	2	31 H	Wake Forest	18	3	63 H	High Point	13	5	132 A	Furman	7	9				
				43 A	Duke	4	7	81 H	Samford	3	9	144 H	Binghamton	19	4				
								81 H	Samford	5	9	144 H	Binghamton	5	2				
								81 H	Samford	10	2	144 H	Binghamton	10	9				
								91 N	Illinois	5	4	166 A	Campbell	8	2				
								91 N	Illinois	20	9	166 H	Campbell	10	2				
												174 H	Georgetown	5	4				
												174 H	Georgetown	8	4				
												174 H	Georgetown	17	9				
												189 A	Elon	8	14				
												189 H	Elon	7	3				
												237 H	Marist	8	6				
												237 H	Marist	16	3				
												237 H	Marist	16	4				
												245 H	Army West Point	4	6				
												245 H	Army West Point	16	2				
												245 H	Army West Point	10	6				
												247 A	The Citadel	5	7				
												247 A	The Citadel	14	1				
												247 A	The Citadel	7	4				
												254 H	VMI	6	1				
												254 H	VMI	10	4				
												254 H	VMI	11	6				
												266 H	ETSU	9	7				
												266 H	ETSU	13	6				
				LAST 15 GAMES															
				81 H	Samford	5	9	189 A	Elon	8	14								
				81 H	Samford	3	9	132 A	Furman	14	0								
				81 H	Samford	10	2	132 A	Furman	18	11								
				166 H	Campbell	10	2												
				266 H	ETSU	9	7												

Non-Div. I Games:

UNCG

266	H	ETSU	13	6
266	H	ETSU	6	5

RPI	S	Opponent	Score	
266	H	ETSU	6	5
286	H	N.C. A&T	6	2
286	N	N.C. A&T	8	9
295	H	UMES	8	2

Average RPI Win:		115	WON-LOST		WINNING		LAST 15		STRENGTH OF		OPP. STRENGTH		TEAM		ADJ		CONF.		ADJ CONF.	
Average RPI Loss:		42	RECORD		PCT. RANK		GAMES		SCHEDULE		OF SCHEDULE		RPI		RPI		RPI		RPI	
DIV. I ONLY			25-20-0		.55556		108		7-8-0		32		2		53		.55231		53	
DIV. I NON-CONF.			15-8-0		.65217		61		2-2-0		187		45		114		.52226		114	
TOTALS		RPI 1-25		RPI 26-50		W-L RECORDS		RPI 51-100		RPI 101-150		RPI 150+								
25-20-0		6-8-0		4-6-0		OVERALL		6-4-0		1-2-0		8-0-0								
16-8-0		3-3-0		2-2-0		HOME		4-3-0		1-0-0		6-0-0								
6-10-0		3-4-0		2-4-0		AWAY		1-1-0		0-1-0		0-0-0								
3-2-0		0-1-0		0-0-0		NEUTRAL		1-0-0		0-1-0		2-0-0								
15-8-0		0-2-0		2-2-0		NON-CONFERENCE		4-3-0		1-1-0		8-0-0								
11-4-0		0-0-0		2-2-0		HOME		2-2-0		1-0-0		6-0-0								
1-3-0		0-1-0		0-0-		AWAY		1-1-0		0-1-0		0-0-0								
3-1-0		0-1-0		0-0-0		NEUTRAL		1-0-0		0-0-0		2-0-0								
10-12-0		6-6-0		2-4-0		CONFERENCE		2-1-0		0-1-0		0-0-0								
5-4-0		3-3-0		0-0-0		HOME		2-1-0		0-0-0		0-0-0								
5-7-0		3-3-0		2-4-0		AWAY		0-0-0		0-0-0		0-0-0								
0-1-0		0-0-0		0-0-0		NEUTRAL		0-0-0		0-1-0		0-0-0								
RPI	S	Opponent		Score		RPI	S	Opponent		Score		RPI	S	Opponent		Score				
5	A	Texas A&M		1	2	28	A	Georgia		1	7	68	N	Notre Dame		4	0			
5	A	Texas A&M		7	4	28	A	Georgia		4	12	77	H	Tennessee		7	3			
5	A	Texas A&M		3	4	28	A	Georgia		10	7	77	H	Tennessee		11	3			
7	H	Ole Miss		2	0	37	H	South Ala.		2	8	77	H	Tennessee		3	6			
7	H	Ole Miss		7	2	40	A	Kentucky		2	6	78	H	Houston		2	3			
7	H	Ole Miss		0	4	40	A	Kentucky		2	1	78	H	Houston		1	3			
8	N	North Carolina St.		1	2	40	A	Kentucky		2	3	78	H	Houston		7	6			
11	H	Mississippi St.		1	2	47	H	Maryland		5	1	80	A	Troy		2	1			
11	H	Mississippi St.		4	3	47	H	Maryland		5	9	80	H	Troy		5	3			
11	H	Mississippi St.		5	12	47	H	Maryland		3	1	81	A	Samford		2	3			
15	A	LSU		4	3															
15	A	LSU		5	7															
15	A	LSU		6	0															
19	A	Southern Miss.		2	9															
						LAST 15 GAMES														
				1	2	37	H	South Ala.		2	8									
				4	3	80	H	Troy		5	3									
				5	12	7	H	Ole Miss		7	2									
				2	3															
				1	2															

Non-Div. I Games:

Alabama

5	A	Texas	A&M	7	4
5	A	Texas	A&M	3	4

A
l
a
b
a
m
a

A
l
a
b
a
m
a

96	A	McNeese St.	8	7
15	A	LSU	4	11

S
o
u
t
h
e
a
s
t
e
r
n
L
a
.

S
o
u
t
h
e
a
s
t
e
r
n
L
a
.

Average RPI Win:		161	WON-LOST RECORD		WINNING PCT. RANK		LAST 15 GAMES		STRENGTH OF SCHEDULE		OPP. STRENGTH OF SCHEDULE		TEAM RPI		ADJ RPI		CONF. RPI		ADJ CONF. RPI	
DIV. I ONLY			28-15-0		.65116 46		12-3-0		73		152		55		.55096 55		17		17	
DIV. I NON-CONF.			20-10-0		.66667 54		5-0-0		65		219		74		.5415 74		17		17	
TOTALS		RPI 1-25		RPI 26-50		W-L RECORDS		RPI 51-100		RPI 101-150		RPI 150+								
28-15-0		0-2-0		5-2-0		OVERALL		2-4-0		3-1-0		18-6-0								
20-7-0		0-1-0		4-0-0		HOME		0-3-0		2-0-0		14-3-0								
8-8-0		0-1-0		1-2-0		AWAY		2-1-0		1-1-0		4-3-0								
0-0-0		0-0-0		0-0-0		NEUTRAL		0-0-0		0-0-0		0-0-0								
20-10-0		0-2-0		3-0-0		NON-CONFERENCE		0-3-0		3-1-0		14-4-0								
16-7-0		0-1-0		3-0-0		HOME		0-3-0		2-0-0		11-3-0								
4-3-0		0-1-0		0-0-		AWAY		0-0-0		1-1-0		3-1-0								
0-0-0		0-0-0		0-0-0		NEUTRAL		0-0-0		0-0-0		0-0-0								
8-5-0		0-0-0		2-2-0		CONFERENCE		2-1-0		0-0-0		4-2-0								
4-0-0		0-0-0		1-0-0		HOME		0-0-0		0-0-0		3-0-0								
4-5-0		0-0-0		1-2-0		AWAY		2-1-0		0-0-0		1-2-0								
0-0-0		0-0-0		0-0-0		NEUTRAL		0-0-0		0-0-0		0-0-0								
RPI	S	Opponent		Score		RPI	S	Opponent		Score		RPI	S	Opponent		Score				
1	A	Florida		4	5	26	H	UNCW		12	11	60	H	Hartford		1	2			
1	H	Florida		2	6	26	H	UNCW		13	1	60	H	Hartford		8	9			
						26	H	UNCW		3	2	60	H	Hartford		2	3			
						46	A	Jacksonville		0	8	99	A	FGCU		2	4			
						46	A	Jacksonville		2	6	99	A	FGCU		11	10			
						46	A	Jacksonville		7	4	99	A	FGCU		6	3			
						46	H	Jacksonville		10	6									
						LAST 15 GAMES														
						99	A	FGCU		6	3	159	H	Stetson		6	2			
						99	A	FGCU		11	10	168	A	South Fla.		7	5			
						99	A	FGCU		2	4	46	A	Jacksonville		0	8			
						287	A	Savannah St.		7	3									
						123	H	UCF		4	3									
												123	A	UCF		4	5			
												123	H	UCF		4	3			
												149	A	Florida A&M		9	6			
												149	H	Florida A&M		15	0			
												159	H	Stetson		5	0			
												159	H	Stetson		5	3			
												159	H	Stetson		6	2			
												168	A	South Fla.		7	5			
												168	H	South Fla.		7	6			
												192	A	Bethune-Cookman		13	1			
												192	A	Bethune-Cookman		1	4			
												192	H	Bethune-Cookman		12	6			
												194	A	Kennesaw St.		9	2			
												194	A	Kennesaw St.		4	10			
												194	A	Kennesaw St.		1	2			
												201	H	George Washington		6	7			
												201	H	George Washington		2	0			
												201	H	George Washington		10	7			
												210	H	Dartmouth		17	3			
												210	H	Dartmouth		8	6			
												231	H	Quinnipiac		0	3			
												231	H	Quinnipiac		6	5			
												231	H	Quinnipiac		12	8			
												234	H	Penn		5	3			
												234	H	Penn		17	5			
												234	H	Penn		2	3			
												287	A	Savannah St.		7	3			

Non-Div. I Games:

North Florida

159	H	Stetson	5	0
159	H	Stetson	5	3

RPI	S	Opponent	Score	
287	H	Savannah St.	7	4

North Florida

N
o
r
t
h
F
l
o
r
i
d
a

N
o
r
t
h
F
l
o
r
i
d
a

Average RPI Win:	158	WON-LOST RECORD	WINNING PCT. RANK	LAST 15 GAMES	STRENGTH OF SCHEDULE	OPP. STRENGTH OF SCHEDULE	TEAM RPI	ADJ RPI	CONF. RPI	ADJ CONF. RPI		
DIV. I ONLY		31-11-0	.7381	13	11-4-0	171	110	56	.54963	56	12	12
DIV. I NON-CONF.		10-6-0	.625	70	0-1-0	91	204	123	.51768	123	12	12
<hr/>												
TOTALS	RPI 1-25	RPI 26-50		W-L RECORDS		RPI 51-100		RPI 101-150		RPI 150+		
31-11-0	1-0-0	5-2-0		OVERALL		4-3-0		4-1-0		17-5-0		
18-7-0	1-0-0	4-0-0		HOME		4-3-0		3-0-0		6-4-0		
13-4-0	0-0-0	1-2-0		AWAY		0-0-0		1-1-0		11-1-0		
0-0-0	0-0-0	0-0-0		NEUTRAL		0-0-0		0-0-0		0-0-0		
10-6-0	1-0-0	4-0-0		NON-CONFERENCE		0-1-0		1-1-0		4-4-0		
9-5-0	1-0-0	4-0-0		HOME		0-1-0		0-0-0		4-4-0		
1-1-0	0-0-0	0-0-		AWAY		0-0-0		1-1-0		0-0-0		
0-0-0	0-0-0	0-0-0		NEUTRAL		0-0-0		0-0-0		0-0-0		
21-5-0	0-0-0	1-2-0		CONFERENCE		4-2-0		3-0-0		13-1-0		
9-2-0	0-0-0	0-0-0		HOME		4-2-0		3-0-0		2-0-0		
12-3-0	0-0-0	1-2-0		AWAY		0-0-0		0-0-0		11-1-0		
0-0-0	0-0-0	0-0-0		NEUTRAL		0-0-0		0-0-0		0-0-0		
RPI	S	Opponent	Score	RPI	S	Opponent	Score	RPI	S	Opponent	Score	
15	H	LSU	12 11	32	H	Arizona	13 5	66	H	New Orleans	7 5	
				38	H	Southeast Mo. St.	2 1	66	H	New Orleans	5 1	
				38	H	Southeast Mo. St.	5 2	66	H	New Orleans	10 7	
				38	H	Southeast Mo. St.	2 1	78	H	Houston	3 4	
				48	A	Northwestern St.	1 5	96	H	McNeese St.	0 1	
				48	A	Northwestern St.	0 2	96	H	McNeese St.	4 5	
				48	A	Northwestern St.	6 5	96	H	McNeese St.	5 1	
				LAST 15 GAMES								
				264	A	Incarinate Word	2 3	96	H	McNeese St.	4 5	
				264	A	Incarinate Word	3 1	96	H	McNeese St.	5 1	
				264	A	Incarinate Word	20 6	129	A	Baylor	3 6	
				184	A	Houston Baptist	8 6					
				184	A	Houston Baptist	8 0					
								125	A	Texas	4 2	
								129	A	Baylor	3 6	
								145	H	Central Ark.	9 2	
								145	H	Central Ark.	7 6	
								145	H	Central Ark.	19 5	
								152	H	North Dakota St.	6 7	
								152	H	North Dakota St.	5 7	
								152	H	North Dakota St.	0 3	
								152	H	North Dakota St.	7 6	
								184	A	Houston Baptist	8 0	
								184	A	Houston Baptist	8 6	
								184	A	Houston Baptist	3 1	
								199	H	Nicholls St.	7 2	
								199	H	Nicholls St.	14 10	
								218	A	Abilene Christian	7 5	
								218	A	Abilene Christian	8 5	
								218	A	Abilene Christian	16 6	
								229	A	A&M-Corpus Christi	15 12	
								229	A	A&M-Corpus Christi	1 0	
								229	A	A&M-Corpus Christi	5 1	
								264	A	Incarinate Word	20 6	
								264	A	Incarinate Word	3 1	
								264	A	Incarinate Word	2 3	
								279	H	UTRGV	4 1	
								279	H	UTRGV	4 1	
								279	H	UTRGV	3 7	
								298	H	Prairie View	13 3	

Non-Div. I Games:

Lamar

184 A Houston Baptist	3	1
96 H McNeese St.	0	1

L
a
m
a
r

L
a
m
a
r

[illegible]

Non-Div. I Games:

St. Mary's (CA)

33	A	Washington	1	6
33	A	Washington	1	3

S
t
.
M
a
r
y
'
s
(
C
A
)

S
t
.
M
a
r
y
'
s
(
C
A
)

Average RPI Win:		151	WON-LOST RECORD		WINNING PCT. RANK		LAST 15 GAMES		STRENGTH OF SCHEDULE		OPP. STRENGTH OF SCHEDULE		TEAM RPI		ADJ RPI		CONF. RPI		ADJ CONF. RPI					
DIV. I ONLY			23-17-0		.575		94		9-6-0		68		46		58		.54868		58		2		2	
DIV. I NON-CONF.			14-4-0		.77778		19		3-1-0		251		268		91		.53336		91		1		1	
TOTALS		RPI 1-25		RPI 26-50				W-L RECORDS				RPI 51-100				RPI 101-150				RPI 150+				
23-17-0		6-8-0		1-2-0				OVERALL				2-4-0				0-0-0				14-3-0				
7-6-0		4-4-0		0-0-0				HOME				0-1-0				0-0-0				3-1-0				
5-9-0		2-4-0		1-2-0				AWAY				0-3-0				0-0-0				2-0-0				
11-2-0		0-0-0		0-0-0				NEUTRAL				2-0-0				0-0-0				9-2-0				
14-4-0		0-1-0		0-0-0				NON-CONFERENCE				2-1-0				0-0-0				12-2-0				
1-2-0		0-1-0		0-0-0				HOME				0-1-0				0-0-0				1-0-0				
2-0-0		0-0-0		0-0-				AWAY				0-0-0				0-0-0				2-0-0				
11-2-0		0-0-0		0-0-0				NEUTRAL				2-0-0				0-0-0				9-2-0				
9-13-0		6-7-0		1-2-0				CONFERENCE				0-3-0				0-0-0				2-1-0				
6-4-0		4-3-0		0-0-0				HOME				0-0-0				0-0-0				2-1-0				
3-9-0		2-4-0		1-2-0				AWAY				0-3-0				0-0-0				0-0-0				
0-0-0		0-0-0		0-0-0				NEUTRAL				0-0-0				0-0-0				0-0-0				
RPI	S	Opponent		Score		RPI	S	Opponent		Score		RPI	S	Opponent		Score		RPI	S	Opponent		Score		
2	H	Louisville		2	6	44	A	Pittsburgh		6	4	61	H	UConn		4	9	152	N	North Dakota St.		2	4	
2	H	Louisville		2	1	44	A	Pittsburgh		4	5	68	A	Notre Dame		9	11	179	N	Northeastern		8	2	
2	H	Louisville		6	1	44	A	Pittsburgh		0	5	68	A	Notre Dame		1	4	187	H	Virginia Tech		0	5	
6	H	Florida St.		0	3							68	A	Notre Dame		1	4	187	H	Virginia Tech		4	1	
8	A	North Carolina St.		2	3							82	N	Indiana St.		5	3	187	H	Virginia Tech		2	0	
8	A	North Carolina St.		1	0							97	N	Ohio St.		6	2	205	N	Northern Ill.		17	0	
8	A	North Carolina St.		7	0													205	N	Northern Ill.		2	1	
10	A	Clemson		1	6													205	N	Northern Ill.		5	1	
10	A	Clemson		2	6													205	N	Northern Ill.		5	0	
10	A	Clemson		2	3													228	A	Harvard		11	9	
16	H	Virginia		5	4													250	N	Villanova		11	10	
16	H	Virginia		0	3													256	N	Central Mich.		9	3	
16	H	Virginia		3	2													262	N	Northwestern		6	3	
25	H	Bryant		6	18													270	A	Massachusetts		11	5	
																		270	H	Massachusetts		2	1	
																		282	N	Butler		10	12	
																		291	N	Chicago St.		7	1	
LAST 15 GAMES																								
187 H Virginia Tech						4 1						179 N Northeastern						8 2						
187 H Virginia Tech						2 0						68 A Notre Dame						9 11						
187 H Virginia Tech						0 5						68 A Notre Dame						1 4						
25 H Bryant						6 18																		
2 H Louisville						2 6																		

Non-Div. I Games:

Boston College

2 H Louisville	2	1
2 H Louisville	6	1

B
o
s
t
o
n
C
o
l
l
e
g
e

B
o
s
t
o
n
C
o
l
l
e
g
e

Average RPI Win:	120	WON-LOST	WINNING	LAST 15	STRENGTH OF	OPP. STRENGTH	TEAM	ADJ	CONF.	ADJ CONF.		
Average RPI Loss:	78	RECORD	PCT. RANK	GAMES	SCHEDULE	OF SCHEDULE	RPI	RPI	RPI	RPI		
DIV. I ONLY		26-15-0	.63415	60	10-5-0	78	43	59	.54859	59	3	3
DIV. I NON-CONF.		16-5-0	.7619	23	3-1-0	112	75	36	.5686	36	3	3

TOTALS	RPI 1-25	RPI 26-50		W-L RECORDS		RPI 51-100		RPI 101-150		RPI 150+		
26-15-0	0-0-0	7-9-0		OVERALL		6-0-0		5-5-0		8-1-0		
18-9-0	0-0-0	4-4-0		HOME		3-0-0		5-5-0		6-0-0		
8-6-0	0-0-0	3-5-0		AWAY		3-0-0		0-0-0		2-1-0		
0-0-0	0-0-0	0-0-0		NEUTRAL		0-0-0		0-0-0		0-0-0		
16-5-0	0-0-0	3-2-0		NON-CONFERENCE		3-0-0		4-3-0		6-0-0		
13-3-0	0-0-0	0-0-0		HOME		3-0-0		4-3-0		6-0-0		
3-2-0	0-0-0	3-0-		AWAY		0-0-0		0-0-0		0-0-0		
0-0-0	0-0-0	0-0-0		NEUTRAL		0-0-0		0-0-0		0-0-0		
10-10-0	0-0-0	4-7-0		CONFERENCE		3-0-0		1-2-0		2-1-0		
5-6-0	0-0-0	4-4-0		HOME		0-0-0		1-2-0		0-0-0		
5-4-0	0-0-0	0-3-0		AWAY		3-0-0		0-0-0		2-1-0		
0-0-0	0-0-0	0-0-0		NEUTRAL		0-0-0		0-0-0		0-0-0		
RPI	S	Opponent	Score	RPI	S	Opponent	Score	RPI	S	Opponent	Score	
				32	H	Arizona	7 5	71	H	New Mexico	7 4	
				32	H	Arizona	0 8	71	H	New Mexico	9 5	
				33	H	Washington	6 3	71	H	New Mexico	1 0	
				33	H	Washington	2 4	84	A	Stanford	9 6	
				33	H	Washington	1 6	84	A	Stanford	3 2	
				39	A	Long Beach St.	1 3	84	A	Stanford	8 7	
				39	A	Long Beach St.	9 2					
				39	A	Long Beach St.	2 5					
				41	A	Oregon St.	2 12					
				41	A	Oregon St.	2 3					
				41	A	Oregon St.	3 7					
				42	A	Cal St. Fullerton	5 3					
				42	A	Cal St. Fullerton	2 1					
				49	H	California	6 4					
				49	H	California	4 8					
				49	H	California	4 0					

LAST 15 GAMES												
				71	H	New Mexico	1 0	148	H	UNLV	7 11	
				71	H	New Mexico	7 4	49	H	California	4 0	
				71	H	New Mexico	9 5	49	H	California	4 8	
				32	H	Arizona	0 8					
				84	A	Stanford	8 7					

Non-Div. I Games:

Arizona St.

84 A Stanford	9	6
84 A Stanford	3	2

A
r
i
z
o
n
a
S
t
.

A
r
i
z
o
n
a
S
t
.

Average RPI Win: 182		WON-LOST RECORD		WINNING PCT. RANK		LAST 15 GAMES		STRENGTH OF SCHEDULE		OPP. STRENGTH OF SCHEDULE		TEAM RPI		ADJ RPI		CONF. RPI		ADJ CONF. RPI				
DIV. I ONLY		28-12-0		.7 27		9-6-0		197		168		60		.54819 60		21		21				
DIV. I NON-CONF.		18-5-0		.78261 18		3-1-0		142		125		13		.59174 13		22		22				
TOTALS		RPI 1-25		RPI 26-50		W-L RECORDS		RPI 51-100		RPI 101-150		RPI 150+										
28-12-0		1-3-0		0-0-0		OVERALL		4-0-0		1-3-0		22-6-0										
9-4-0		0-0-0		0-0-0		HOME		1-0-0		1-0-0		7-4-0										
19-8-0		1-3-0		0-0-0		AWAY		3-0-0		0-3-0		15-2-0										
0-0-0		0-0-0		0-0-0		NEUTRAL		0-0-0		0-0-0		0-0-0										
18-5-0		1-3-0		0-0-0		NON-CONFERENCE		4-0-0		1-0-0		12-2-0										
3-1-0		0-0-0		0-0-0		HOME		1-0-0		1-0-0		1-1-0										
15-4-0		1-3-0		0-0-		AWAY		3-0-0		0-0-0		11-1-0										
0-0-0		0-0-0		0-0-0		NEUTRAL		0-0-0		0-0-0		0-0-0										
10-7-0		0-0-0		0-0-0		CONFERENCE		0-0-0		0-3-0		10-4-0										
6-3-0		0-0-0		0-0-0		HOME		0-0-0		0-0-0		6-3-0										
4-4-0		0-0-0		0-0-0		AWAY		0-0-0		0-3-0		4-1-0										
0-0-0		0-0-0		0-0-0		NEUTRAL		0-0-0		0-0-0		0-0-0										
RPI S	Opponent			Score		RPI S	Opponent			Score		RPI S	Opponent			Score						
9	A	UC Santa Barbara			4	7				55	A	North Florida			2	1	105	H	Rhode Island			
9	A	UC Santa Barbara			1	2				55	A	North Florida			9	8	144	A	Binghamton			
9	A	UC Santa Barbara			6	7				55	A	North Florida			3	2	144	A	Binghamton			
25	A	Bryant			9	8				61	H	UConn			4	3	144	A	Binghamton			
																	172	H	Stony Brook			
																	172	H	Stony Brook			
																	172	H	Stony Brook			
																	175	A	Holy Cross			
																	195	A	Albany (NY)			
																	195	A	Albany (NY)			
																	195	H	Albany (NY)			
																	195	H	Albany (NY)			
																	195	H	Albany (NY)			
																	196	A	Fairfield			
																	198	A	Radford			
																	198	A	Radford			
																	198	A	Radford			
																	207	A	Manhattan			
																	212	H	Yale			
																	213	A	UMass Lowell			
																	213	A	UMass Lowell			
																	213	A	UMass Lowell			
																	220	A	Central Conn. St.			
																	231	A	Quinnipiac			
																	231	H	Quinnipiac			
																	237	A	Marist			
																	243	H	Maine			
				LAST 15 GAMES																		
				195	A	Albany (NY)			6	1	144	A	Binghamton			9	10	220	A	Central Conn. St.		
				195	A	Albany (NY)			11	0	144	A	Binghamton			1	12	231	A	Quinnipiac		
				231	A	Quinnipiac			11	5	144	A	Binghamton			3	5	231	H	Quinnipiac		
				243	H	Maine			11	4							237	A	Marist			
				243	H	Maine			4	1							243	H	Maine			

Non-Div. I Games:

Hartford

243	H	Maine	6	5
105	H	Rhode Island	14	13

RPI	S	Opponent	Score	
243	H	Maine	4	1
243	H	Maine	11	4
250	A	Villanova	11	1
250	A	Villanova	8	0
250	A	Villanova	2	1

Hartford

H
a
r
t
f
o
r
d

H
a
r
t
f
o
r
d

35 A East Carolina	5	1
35 A East Carolina	1	2

U
C
o
n
n

U
C
o
n
n

Average RPI Win:	158	WON-LOST	WINNING	LAST 15	STRENGTH OF	OPP. STRENGTH	TEAM	ADJ	CONF.	ADJ CONF.		
Average RPI Loss:	131	RECORD	PCT. RANK	GAMES	SCHEDULE	OF SCHEDULE	RPI	RPI	RPI	RPI		
DIV. I ONLY		28-15-0	.65116	46	9-6-0	104	165	62	.5479	62	20	20
DIV. I NON-CONF.		12-10-0	.54545	125	2-1-0	38	117	86	.53495	86	19	19
<hr/>												
TOTALS	RPI 1-25	RPI 26-50		W-L RECORDS		RPI 51-100		RPI 101-150		RPI 150+		
28-15-0	0-0-0	1-2-0		OVERALL		8-3-0		5-5-0		14-5-0		
15-7-0	0-0-0	1-2-0		HOME		7-2-0		4-2-0		3-1-0		
13-8-0	0-0-0	0-0-0		AWAY		1-1-0		1-3-0		11-4-0		
0-0-0	0-0-0	0-0-0		NEUTRAL		0-0-0		0-0-0		0-0-0		
12-10-0	0-0-0	0-0-0		NON-CONFERENCE		5-3-0		5-5-0		2-2-0		
9-4-0	0-0-0	0-0-0		HOME		4-2-0		4-2-0		1-0-0		
3-6-0	0-0-0	0-0-		AWAY		1-1-0		1-3-0		1-2-0		
0-0-0	0-0-0	0-0-0		NEUTRAL		0-0-0		0-0-0		0-0-0		
16-5-0	0-0-0	1-2-0		CONFERENCE		3-0-0		0-0-0		12-3-0		
6-3-0	0-0-0	1-2-0		HOME		3-0-0		0-0-0		2-1-0		
10-2-0	0-0-0	0-0-0		AWAY		0-0-0		0-0-0		10-2-0		
0-0-0	0-0-0	0-0-0		NEUTRAL		0-0-0		0-0-0		0-0-0		
<hr/>												
RPI	S	Opponent	Score	RPI	S	Opponent	Score	RPI	S	Opponent	Score	
				38	H	Southeast Mo. St.	6 2	65	H	Austin Peay	6 1	
				38	H	Southeast Mo. St.	2 11	65	H	Austin Peay	25 12	
				38	H	Southeast Mo. St.	6 13	65	H	Austin Peay	8 5	
								73	H	Oral Roberts	8 3	
								80	A	Troy	8 7	
								80	H	Troy	0 10	
								81	A	Samford	7 10	
								81	H	Samford	6 7	
								90	H	Western Ky.	9 7	
								90	H	Western Ky.	8 7	
								90	H	Western Ky.	5 4	
								106	H	Valparaiso	9 3	
								106	H	Valparaiso	11 10	
								106	H	Valparaiso	4 14	
								117	H	UAB	11 10	
								138	A	Alabama St.	1 4	
								138	H	Alabama St.	7 1	
								138	H	Alabama St.	5 8	
								140	A	Southern Ill.	9 5	
								140	A	Southern Ill.	2 3	
								140	A	Southern Ill.	3 13	
								186	H	Murray St.	11 4	
								186	H	Murray St.	5 6	
								186	H	Murray St.	22 7	
								194	A	Kennesaw St.	9 11	
								194	A	Kennesaw St.	2 3	
								194	A	Kennesaw St.	10 5	
								194	H	Kennesaw St.	10 2	
								206	A	Tennessee Tech	6 7	
								206	A	Tennessee Tech	9 3	
								206	A	Tennessee Tech	15 14	
								208	A	Belmont	4 2	
								208	A	Belmont	7 9	
								208	A	Belmont	26 11	
								249	A	SIUE	13 4	
								249	A	SIUE	9 7	
								249	A	SIUE	9 6	
								276	A	Eastern Ill.	6 4	

Non-Div. I Games:

Jacksonville St.

38 H Southeast Mo. St.	6	13
38 H Southeast Mo. St.	6	2

RPI	S	Opponent	Score	
276	A	Eastern Ill.	10	3
276	A	Eastern Ill.	4	3

Jacksonville St.

J
a
c
k
s
o
n
v
i
l
l
e
s
t
.

J
a
c
k
s
o
n
v
i
l
l
e
s
t
.

Average RPI Win: 175		WON-LOST RECORD		WINNING PCT. RANK		LAST 15 GAMES		STRENGTH OF SCHEDULE		OPP. STRENGTH OF SCHEDULE		TEAM RPI		ADJ RPI		CONF. RPI		ADJ CONF. RPI	
DIV. I ONLY		26-16-0		.61905 67		7-8-0		58		189		63		.54764 63		16		16	
DIV. I NON-CONF.		17-10-0		.62963 68		3-3-0		86		180		75		.53948 75		20		20	
TOTALS		RPI 1-25		RPI 26-50		W-L RECORDS		RPI 51-100		RPI 101-150		RPI 150+							
26-16-0		1-3-0		3-4-0		OVERALL		3-2-0		0-0-0		19-7-0							
18-6-0		0-0-0		1-1-0		HOME		3-1-0		0-0-0		14-4-0							
8-10-0		1-3-0		2-3-0		AWAY		0-1-0		0-0-0		5-3-0							
0-0-0		0-0-0		0-0-0		NEUTRAL		0-0-0		0-0-0		0-0-0							
17-10-0		0-1-0		3-4-0		NON-CONFERENCE		3-2-0		0-0-0		11-3-0							
14-4-0		0-0-0		1-1-0		HOME		3-1-0		0-0-0		10-2-0							
3-6-0		0-1-0		2-0-		AWAY		0-1-0		0-0-0		1-1-0							
0-0-0		0-0-0		0-0-0		NEUTRAL		0-0-0		0-0-0		0-0-0							
9-6-0		1-2-0		0-0-0		CONFERENCE		0-0-0		0-0-0		8-4-0							
4-2-0		0-0-0		0-0-0		HOME		0-0-0		0-0-0		4-2-0							
5-4-0		1-2-0		0-0-0		AWAY		0-0-0		0-0-0		4-2-0							
0-0-0		0-0-0		0-0-0		NEUTRAL		0-0-0		0-0-0		0-0-0							
RPI	S	Opponent		Score		RPI	S	Opponent		Score		RPI	S	Opponent		Score			
14	A	North Carolina		1	8	26	A	UNCW		6	11	52	A	UNCG		5	13		
17	A	Coastal Caro.		5	2	26	H	UNCW		1	5	52	H	UNCG		3	9		
17	A	Coastal Caro.		5	17	31	A	Wake Forest		3	8	52	H	UNCG		15	5		
17	A	Coastal Caro.		0	4	35	H	East Carolina		5	1	69	H	Wright St.		5	4		
						47	A	Maryland		5	13	69	H	Wright St.		11	6		
						47	A	Maryland		7	2								
						47	A	Maryland		4	3								
						LAST 15 GAMES													
						26	A	UNCW		6	11	156	A	Gardner-Webb		1	3		
						17	A	Coastal Caro.		5	17	156	A	Gardner-Webb		0	9		
						17	A	Coastal Caro.		5	2	26	H	UNCW		1	5		
						17	A	Coastal Caro.		0	4								
						35	H	East Carolina		5	1								
															</				

Non-Div. I Games:

High Point

189	H	Elon	17	16
156	A	Gardner-Webb	5	2

H
i
g
h
P
o
i
n
t

H
i
g
h
P
o
i
n
t

Average RPI Win:		135	WON-LOST RECORD		WINNING PCT. RANK	LAST 15 GAMES		STRENGTH OF SCHEDULE		OPP. STRENGTH OF SCHEDULE	TEAM RPI	ADJ RPI	CONF. RPI	ADJ CONF. RPI			
Average RPI Loss:		98															
DIV. I ONLY			27-14-0		.65854	42		11-4-0		148	42	64	.5472	64	4	4	
DIV. I NON-CONF.			15-5-0		.75	29		3-1-0		160	93	43	.5637	43	4	4	
TOTALS		RPI 1-25		RPI 26-50		W-L RECORDS		RPI 51-100		RPI 101-150		RPI 150+					
27-14-0		2-1-0		0-0-0		OVERALL		7-6-0		8-5-0		10-2-0					
15-5-0		1-0-0		0-0-0		HOME		3-1-0		6-3-0		5-1-0					
10-9-0		1-1-0		0-0-0		AWAY		4-5-0		2-2-0		3-1-0					
2-0-0		0-0-0		0-0-0		NEUTRAL		0-0-0		0-0-0		2-0-0					
15-5-0		2-1-0		0-0-0		NON-CONFERENCE		2-2-0		5-2-0		6-0-0					
9-2-0		1-0-0		0-0-0		HOME		1-0-0		4-2-0		3-0-0					
4-3-0		1-1-0		0-0-		AWAY		1-2-0		1-0-0		1-0-0					
2-0-0		0-0-0		0-0-0		NEUTRAL		0-0-0		0-0-0		2-0-0					
12-9-0		0-0-0		0-0-0		CONFERENCE		5-4-0		3-3-0		4-2-0					
6-3-0		0-0-0		0-0-0		HOME		2-1-0		2-1-0		2-1-0					
6-6-0		0-0-0		0-0-0		AWAY		3-3-0		1-2-0		2-1-0					
0-0-0		0-0-0		0-0-0		NEUTRAL		0-0-0		0-0-0		0-0-0					
RPI	S	Opponent		Score		RPI	S	Opponent		Score		RPI	S	Opponent		Score	
15	A	LSU		3	6							101	H	FIU		5	0
20	A	La.-Lafayette		6	3							101	H	FIU		6	1
20	H	La.-Lafayette		6	2							101	H	FIU		0	1
												106	H	Valparaiso		3	8
												106	H	Valparaiso		7	2
												106	H	Valparaiso		7	5
												107	H	UT Arlington		12	8
												107	H	UT Arlington		4	5
												107	H	UT Arlington		8	3
												117	A	UAB		0	7
												117	A	UAB		5	4
												117	A	UAB		8	10
												124	A	Little Rock		7	4
												155	H	Charlotte		3	2
												155	H	Charlotte		4	7
												155	H	Charlotte		5	2
												157	A	La.-Monroe		7	1
												161	A	UTSA		14	9
												161	A	UTSA		4	5
												161	A	UTSA		4	2
												238	H	Grambling		7	3
												238	H	Grambling		10	2
												290	H	Alcorn		15	4
												294	N	Southern U.		15	0
												298	N	Prairie View		7	0
LAST 15 GAMES																	
						161	A	UTSA		4	5	67	H	Old Dominion		11	4
						161	A	UTSA		14	9	238	H	Grambling		7	3
						161	A	UTSA		4	2	101	H	FIU		5	0
						20	A	La.-Lafayette		6	3						
						96	H	McNeese St.		9	7						

Non-Div. I Games:

Louisiana Tech

67 H Old Dominion	12	0
67 H Old Dominion	2	4

L
o
u
i
s
i
a
n
a
T
e
c
h

L
o
u
i
s
i
a
n
a
T
e
c
h

Average RPI Win: 182		WON-LOST RECORD		WINNING PCT. RANK		LAST 15 GAMES		STRENGTH OF SCHEDULE		OPP. STRENGTH OF SCHEDULE		TEAM RPI		ADJ RPI		CONF. RPI		ADJ CONF. RPI	
DIV. I ONLY		26-16-0		.61905 67		10-5-0		88		209		65		.54638 65		20		20	
DIV. I NON-CONF.		10-8-0		.55556 114		2-1-0		67		188		88		.53456 88		19		19	
TOTALS		RPI 1-25		RPI 26-50		W-L RECORDS		RPI 51-100		RPI 101-150		RPI 150+							
26-16-0		0-1-0		2-2-0		OVERALL		3-9-0		4-1-0		17-3-0							
17-4-0		0-0-0		2-1-0		HOME		0-2-0		3-1-0		12-0-0							
9-12-0		0-1-0		0-1-0		AWAY		3-7-0		1-0-0		5-3-0							
0-0-0		0-0-0		0-0-0		NEUTRAL		0-0-0		0-0-0		0-0-0							
10-8-0		0-1-0		0-1-0		NON-CONFERENCE		2-4-0		4-1-0		4-1-0							
6-3-0		0-0-0		0-0-0		HOME		0-2-0		3-1-0		3-0-0							
4-5-0		0-1-0		0-0-		AWAY		2-2-0		1-0-0		1-1-0							
0-0-0		0-0-0		0-0-0		NEUTRAL		0-0-0		0-0-0		0-0-0							
16-8-0		0-0-0		2-1-0		CONFERENCE		1-5-0		0-0-0		13-2-0							
11-1-0		0-0-0		2-1-0		HOME		0-0-0		0-0-0		9-0-0							
5-7-0		0-0-0		0-0-0		AWAY		1-5-0		0-0-0		4-2-0							
0-0-0		0-0-0		0-0-0		NEUTRAL		0-0-0		0-0-0		0-0-0							
RPI	S	Opponent		Score		RPI	S	Opponent		Score		RPI	S	Opponent		Score			
12	A	Vanderbilt		5 8		38	H	Southeast Mo. St.		6 1		61	H	UConn		4 19			
						38	H	Southeast Mo. St.		3 7		62	A	Jacksonville St.		1 6			
						38	H	Southeast Mo. St.		8 6		62	A	Jacksonville St.		12 25			
						40	A	Kentucky		2 3		62	A	Jacksonville St.		5 8			
												90	A	Western Ky.		16 2			
												92	A	Mercer		4 14			
												92	A	Mercer		12 13			
												92	A	Mercer		10 7			
												94	A	Morehead St.		6 2			
												94	A	Morehead St.		1 11			
												94	A	Morehead St.		6 7			
												98	H	Missouri St.		4 11			

Non-Div. I Games:

Austin Peay

217 H Eastern Ky.	4	3
217 H Eastern Ky.	10	1

A
u
s
t
i
n
P
e
a
y

A
u
s
t
i
n
P
e
a
y

Average RPI Win:		143	WON-LOST RECORD		WINNING PCT. RANK	LAST 15 GAMES		STRENGTH OF SCHEDULE		OPP. STRENGTH OF SCHEDULE	TEAM RPI	ADJ RPI		CONF. RPI	ADJ CONF. RPI		
Average RPI Loss:		74															
DIV. I ONLY			26-17-0		.60465	77	8-7-0		65	113	66	.54612	66	12	12		
DIV. I NON-CONF.			16-6-0		.72727	38	2-1-0		56	123	14	.5891	14	12	12		
TOTALS		RPI 1-25		RPI 26-50		W-L RECORDS		RPI 51-100		RPI 101-150		RPI 150+					
26-17-0		0-3-0		7-2-0		OVERALL		4-9-0		6-3-0		9-0-0					
18-7-0		0-0-0		7-1-0		HOME		3-4-0		4-2-0		4-0-0					
8-10-0		0-3-0		0-1-0		AWAY		1-5-0		2-1-0		5-0-0					
0-0-0		0-0-0		0-0-0		NEUTRAL		0-0-0		0-0-0		0-0-0					
16-6-0		0-3-0		5-1-0		NON-CONFERENCE		2-2-0		3-0-0		6-0-0					
13-0-0		0-0-0		5-0-0		HOME		1-0-0		3-0-0		4-0-0					
3-6-0		0-3-0		0-0-		AWAY		1-2-0		0-0-0		2-0-0					
0-0-0		0-0-0		0-0-0		NEUTRAL		0-0-0		0-0-0		0-0-0					
10-11-0		0-0-0		2-1-0		CONFERENCE		2-7-0		3-3-0		3-0-0					
5-7-0		0-0-0		2-1-0		HOME		2-4-0		1-2-0		0-0-0					
5-4-0		0-0-0		0-0-0		AWAY		0-3-0		2-1-0		3-0-0					
0-0-0		0-0-0		0-0-0		NEUTRAL		0-0-0		0-0-0		0-0-0					
RPI	S	Opponent		Score		RPI	S	Opponent		Score		RPI	S	Opponent		Score	
15	A	LSU		4	9	34	H	Tulane		10	9	56	A	Lamar		5	7
19	A	Southern Miss.		4	7	37	A	South Ala.		3	12	56	A	Lamar		1	5
20	A	La.-Lafayette		4	7	37	H	South Ala.		8	2	56	A	Lamar		7	10
						44	H	Pittsburgh		13	6	64	H	Louisiana Tech		9	6
						44	H	Pittsburgh		12	5	80	A	Troy		10	6
						44	H	Pittsburgh		8	5	80	A	Troy		4	9
						48	H	Northwestern St.		5	4	80	A	Troy		6	9
						48	H	Northwestern St.		1	6	87	H	Sam Houston St.		7	6
						48	H	Northwestern St.		6	5	87	H	Sam Houston St.		4	8
												87	H	Sam Houston St.		4	3
												96	H	McNeese St.		3	13
												96	H	McNeese St.		3	7
												96	H	McNeese St.		1	6
														229 A A&M-Corpus Christi		9	6
														229 A A&M-Corpus Christi		4	2
														229 A A&M-Corpus Christi		7	3
														238 H Grambling		11	8
														289 A Jackson St.		11	9
														289 H Jackson St.		13	4
														290 H Alcorn		12	3
														294 A Southern U.		23	3
														294 H Southern U.		14	4
						LAST 15 GAMES											
						145	H	Central Ark.		7	3	289	A	Jackson St.		11	9
						145	H	Central Ark.		7	9	48	H	Northwestern St.		5	4
						145	H	Central Ark.		3	4	48	H	Northwestern St.		6	5
						294	A	Southern U.		23	3						
						229	A	A&M-Corpus Christi		9	6						

Non-Div. I Games:

New Orleans

229 A A&M-Corpus Christi	4	2
229 A A&M-Corpus Christi	7	3

N
e
w
O
r
l
e
a
n
s

N
e
w
O
r
l
e
a
n
s

Average RPI Win:		124	WON-LOST RECORD		WINNING PCT. RANK	LAST 15 GAMES		STRENGTH OF SCHEDULE		OPP. STRENGTH OF SCHEDULE	TEAM RPI	ADJ RPI	CONF. RPI	ADJ CONF. RPI			
DIV. I ONLY			27-17-0		.61364	71	8-7-0		82	47	67	.54567	67	4	4		
DIV. I NON-CONF.			17-6-0		.73913	32	1-2-0		106	80	35	.56871	35	4	4		
TOTALS		RPI 1-25		RPI 26-50		W-L RECORDS		RPI 51-100		RPI 101-150		RPI 150+					
27-17-0		2-1-0		0-6-0		OVERALL		10-3-0		8-3-0		7-4-0					
17-9-0		0-1-0		0-3-0		HOME		7-1-0		4-1-0		6-3-0					
7-8-0		1-0-0		0-3-0		AWAY		2-2-0		4-2-0		0-1-0					
3-0-0		1-0-0		0-0-0		NEUTRAL		1-0-0		0-0-0		1-0-0					
17-6-0		2-1-0		0-0-0		NON-CONFERENCE		6-1-0		3-2-0		6-2-0					
11-3-0		0-1-0		0-0-0		HOME		4-1-0		2-0-0		5-1-0					
3-3-0		1-0-0		0-0-		AWAY		1-0-0		1-2-0		0-1-0					
3-0-0		1-0-0		0-0-0		NEUTRAL		1-0-0		0-0-0		1-0-0					
10-11-0		0-0-0		0-6-0		CONFERENCE		4-2-0		5-1-0		1-2-0					
6-6-0		0-0-0		0-3-0		HOME		3-0-0		2-1-0		1-2-0					
4-5-0		0-0-0		0-3-0		AWAY		1-2-0		3-0-0		0-0-0					
0-0-0		0-0-0		0-0-0		NEUTRAL		0-0-0		0-0-0		0-0-0					
RPI	S	Opponent		Score		RPI	S	Opponent		Score		RPI	S	Opponent		Score	
8	N	North Carolina St.		5	0	29	H	Fla. Atlantic		1	3	64	A	Louisiana Tech		4	2
16	A	Virginia		5	4	29	H	Fla. Atlantic		7	10	64	A	Louisiana Tech		0	12
16	H	Virginia		4	8	29	H	Fla. Atlantic		0	11	64	A	Louisiana Tech		4	11
						30	A	Rice		2	6	75	H	Rutgers		4	2
						30	A	Rice		1	3	75	H	Rutgers		7	4
						30	A	Rice		2	8	75	H	Rutgers		2	5
												76	N	Kent St.		2	0
												83	A	VCU		3	1
												90	H	Western Ky.		8	3
												90	H	Western Ky.		4	2
												90	H	Western Ky.		12	8
												95	H	Princeton		7	6
												95	H	Princeton		10	4

Non-Div. I Games:

Old Dominion

64 A Louisiana Tech	4	2
64 A Louisiana Tech	4	11

O
l
d
D
o
m
i
n
i
o
n

O
l
d
D
o
m
i
n
i
o
n

Average RPI Win: 145		WON-LOST	WINNING	LAST 15	STRENGTH OF		OPP. STRENGTH	TEAM	ADJ		CONF.	ADJ CONF.
Average RPI Loss: 82		RECORD	PCT. RANK	GAMES	SCHEDULE		OF SCHEDULE	RPI	RPI		RPI	RPI
DIV. I ONLY		25-18-0	.5814	87	9-6-0		79	62	68		2	2
DIV. I NON-CONF.		16-8-0	.66667	54	6-3-0		248	233	137		1	1
TOTALS		RPI 1-25	RPI 26-50		W-L RECORDS		RPI 51-100		RPI 101-150		RPI 150+	
25-18-0		1-9-0	4-1-0		OVERALL		5-1-0		2-1-0		13-6-0	
13-5-0		0-1-0	3-1-0		HOME		4-0-0		1-0-0		5-3-0	
6-10-0		1-8-0	0-0-0		AWAY		1-0-0		0-0-0		4-2-0	
6-3-0		0-0-0	1-0-0		NEUTRAL		0-1-0		1-1-0		4-1-0	
16-8-0		0-0-0	2-0-0		NON-CONFERENCE		2-1-0		2-1-0		10-6-0	
8-3-0		0-0-0	1-0-0		HOME		1-0-0		1-0-0		5-3-0	
2-2-0		0-0-0	0-0-		AWAY		1-0-0		0-0-0		1-2-0	
6-3-0		0-0-0	1-0-0		NEUTRAL		0-1-0		1-1-0		4-1-0	
9-10-0		1-9-0	2-1-0		CONFERENCE		3-0-0		0-0-0		3-0-0	
5-2-0		0-1-0	2-1-0		HOME		3-0-0		0-0-0		0-0-0	
4-8-0		1-8-0	0-0-0		AWAY		0-0-0		0-0-0		3-0-0	
0-0-0		0-0-0	0-0-0		NEUTRAL		0-0-0		0-0-0		0-0-0	
RPI S	Opponent	Score	RPI S	Opponent	Score	RPI S	Opponent	Score	RPI S	Opponent	Score	
2 A	Louisville	0 1	27 H	Michigan	9 5	51 A	Michigan St.	1 0	106 H	Valparaiso	3 1	
2 A	Louisville	2 8	31 H	Wake Forest	6 5	53 N	Alabama	0 4	130 N	Indiana	5 0	
2 A	Louisville	3 4	31 H	Wake Forest	13 15	58 H	Boston College	4 1	142 N	Bradley	3 4	
4 H	Miami (FL)	2 10	31 H	Wake Forest	10 2	58 H	Boston College	4 1	167 A	Santa Clara	5 0	
6 A	Florida St.	6 7	45 N	Gonzaga	7 6	58 H	Boston College	11 9	167 A	Santa Clara	0 2	
6 A	Florida St.	6 12				100 H	Oregon	6 3	167 A	Santa Clara	2 4	
6 A	Florida St.	6 11							175 H	Eastern Mich.	0 8	
8 A	North Carolina St.	6 16							180 H	Ill.-Chicago	9 5	
8 A	North Carolina St.	1 9							187 A	Virginia Tech	16 4	
8 A	North Carolina St.	8 4							187 A	Virginia Tech	6 2	
									187 A	Virginia Tech	5 2	
									215 H	Ohio	2 1	
									215 H	Ohio	1 9	
									215 H	Ohio	5 8	
									226 N	Niagara	5 4	
									236 N	Brown	7 6	
									244 H	Toledo	10 3	
									256 H	Central Mich.	7 6	
									264 N	Incarnate Word	13 2	
									271 N	Bucknell	5 6	
									288 N	Texas Southern	6 5	
									291 H	Chicago St.	6 3	
			LAST 15 GAMES									
			215 H	Ohio	1 9	6 A	Florida St.	6 12				
			215 H	Ohio	5 8	256 H	Central Mich.	7 6				
			215 H	Ohio	2 1	51 A	Michigan St.	1 0				
			175 H	Eastern Mich.	0 8							
			130 N	Indiana	5 0							

Non-Div. I Games:

Notre Dame

6 A Florida St.	6	11
6 A Florida St.	6	7

N
o
t
r
e
D
a
m
e

N
o
t
r
e
D
a
m
e

Average RPI Win:	177	WON-LOST	WINNING	LAST 15	STRENGTH OF	OPP. STRENGTH	TEAM	ADJ	CONF.	ADJ CONF.		
Average RPI Loss:	104	RECORD	PCT. RANK	GAMES	SCHEDULE	OF SCHEDULE	RPI	RPI	RPI	RPI		
DIV. I ONLY		30-13-0	.69767	29	11-4-0	235	81	69	.5439	69	19	19
DIV. I NON-CONF.		16-9-0	.64	64	4-2-0	167	13	48	.55938	48	14	14
<hr/>												
TOTALS	RPI 1-25	RPI 26-50		W-L RECORDS		RPI 51-100		RPI 101-150		RPI 150+		
30-13-0	1-3-0	1-2-0		OVERALL		0-2-0		9-2-0		19-4-0		
11-4-0	0-0-0	0-0-0		HOME		0-0-0		3-1-0		8-3-0		
18-9-0	1-3-0	1-2-0		AWAY		0-2-0		5-1-0		11-1-0		
1-0-0	0-0-0	0-0-0		NEUTRAL		0-0-0		1-0-0		0-0-0		
16-9-0	1-3-0	1-2-0		NON-CONFERENCE		0-2-0		5-0-0		9-2-0		
4-2-0	0-0-0	0-0-0		HOME		0-0-0		1-0-0		3-2-0		
11-7-0	1-3-0	1-0-		AWAY		0-2-0		3-0-0		6-0-0		
1-0-0	0-0-0	0-0-0		NEUTRAL		0-0-0		1-0-0		0-0-0		
14-4-0	0-0-0	0-0-0		CONFERENCE		0-0-0		4-2-0		10-2-0		
7-2-0	0-0-0	0-0-0		HOME		0-0-0		2-1-0		5-1-0		
7-2-0	0-0-0	0-0-0		AWAY		0-0-0		2-1-0		5-1-0		
0-0-0	0-0-0	0-0-0		NEUTRAL		0-0-0		0-0-0		0-0-0		
RPI S	Opponent	Score		RPI S	Opponent	Score		RPI S	Opponent	Score		
2 A	Louisville	1	9	28 A	Georgia	3	4	63 A	High Point	6	11	
8 A	North Carolina St.	4	8	28 A	Georgia	1	5	63 A	High Point	4	5	
8 A	North Carolina St.	10	8	28 A	Georgia	3	1					
8 A	North Carolina St.	1	6									

Non-Div. I Games:

Wright St.

Wright St.

242	A	Youngstown St.	10	0
242	A	Youngstown St.	7	3

Through Games Of May 1, 2016

RPI	S	Opponent	Score	
242	H	Youngstown St.	9	4
242	H	Youngstown St.	9	2
242	H	Youngstown St.	8	0
244	A	Toledo	11	5
244	H	Toledo	3	9
244	H	Toledo	8	1
268	H	Bowling Green	6	7

Wright St.

W
r
i
g
h
t
S
t
.

W
r
i
g
h
t
S
t
.

Average RPI Win:		148	WON-LOST RECORD		WINNING PCT. RANK		LAST 15 GAMES		STRENGTH OF SCHEDULE		OPP. STRENGTH OF SCHEDULE		TEAM RPI		ADJ RPI		CONF. RPI		ADJ CONF. RPI					
DIV. I ONLY			28-16-0		.63636		57		8-7-0		138		60		70		.54347		70		7		7	
DIV. I NON-CONF.			19-10-0		.65517		59		4-2-0		78		56		44		.56293		44		7		7	
TOTALS		RPI 1-25		RPI 26-50		W-L RECORDS		RPI 51-100		RPI 101-150		RPI 150+												
28-16-0		1-1-0		2-6-0		OVERALL		11-4-0		1-2-0		13-3-0												
15-5-0		1-0-0		0-0-0		HOME		6-1-0		0-1-0		8-3-0												
11-10-0		0-1-0		1-5-0		AWAY		5-3-0		1-1-0		4-0-0												
2-1-0		0-0-0		1-1-0		NEUTRAL		0-0-0		0-0-0		1-0-0												
19-10-0		1-1-0		2-3-0		NON-CONFERENCE		7-2-0		1-2-0		8-2-0												
11-3-0		1-0-0		0-0-0		HOME		4-0-0		0-1-0		6-2-0												
6-6-0		0-1-0		1-0-		AWAY		3-2-0		1-1-0		1-0-0												
2-1-0		0-0-0		1-1-0		NEUTRAL		0-0-0		0-0-0		1-0-0												
9-6-0		0-0-0		0-3-0		CONFERENCE		4-2-0		0-0-0		5-1-0												
4-2-0		0-0-0		0-0-0		HOME		2-1-0		0-0-0		2-1-0												
5-4-0		0-0-0		0-3-0		AWAY		2-1-0		0-0-0		3-0-0												
0-0-0		0-0-0		0-0-0		NEUTRAL		0-0-0		0-0-0		0-0-0												
RPI	S	Opponent		Score		RPI	S	Opponent		Score		RPI	S	Opponent		Score								
21	A	Creighton		3	4	27	A	Michigan		2	7	74	A	Col. of Charleston		4	0							
21	H	Creighton		8	2	27	A	Michigan		6	10	74	A	Col. of Charleston		5	13							
						27	A	Michigan		1	6	74	A	Col. of Charleston		3	7							
						32	N	Arizona		10	11	75	A	Rutgers		8	1							
						34	N	Tulane		11	5	75	A	Rutgers		8	4							
						39	A	Long Beach St.		0	1	75	A	Rutgers		2	3							
						39	A	Long Beach St.		9	2	82	A	Indiana St.		11	4							
						39	A	Long Beach St.		1	3	82	A	Indiana St.		10	4							
												91	H	Illinois		9	8							
												91	H	Illinois		9	7							
												91	H	Illinois		4	6							
												93	H	Loyola Marymount		7	0							
												93	H	Loyola Marymount		6	4							
												93	H	Loyola Marymount		3	0							
												93	H	Loyola Marymount		5	4							
														262 H Northwestern		3	2							
														262 H Northwestern		8	7							
														262 H Northwestern		3	11							
														278 H Northern Colo.		7	1							
														278 H Northern Colo.		8	0							
						LAST 15 GAMES																		
						75	A	Rutgers		8	4	131	A	Kansas St.		5	1							
						75	A	Rutgers		8	1	27	A	Michigan		1	6							
						75	A	Rutgers		2	3	27	A	Michigan		2	7							
						193	N	Kansas		3	1													
						199	H	Nicholls St.		4	2													

Non-Div. I Games:

Nebraska

199	H	Nicholls St.	1	7
199	H	Nicholls St.	6	1

N
e
b
r
a
s
k
a

N
e
b
r
a
s
k
a

Average RPI Win:		163	WON-LOST RECORD		WINNING PCT. RANK		LAST 15 GAMES		STRENGTH OF SCHEDULE		OPP. STRENGTH OF SCHEDULE		TEAM RPI		ADJ RPI		CONF. RPI		ADJ CONF. RPI			
DIV. I ONLY			30-16-0		.65217 45		8-7-0		158		66		71		.54317 71		13		13			
DIV. I NON-CONF.			14-11-0		.56 111		3-5-0		39		51		52		.55465 52		11		11			
TOTALS		RPI 1-25		RPI 26-50		W-L RECORDS		RPI 51-100		RPI 101-150		RPI 150+										
30-16-0		1-2-0		0-3-0		OVERALL		3-3-0		7-3-0		19-5-0										
15-6-0		1-1-0		0-3-0		HOME		3-0-0		3-1-0		8-1-0										
14-9-0		0-1-0		0-0-0		AWAY		0-3-0		3-1-0		11-4-0										
1-1-0		0-0-0		0-0-0		NEUTRAL		0-0-0		1-1-0		0-0-0										
14-11-0		1-2-0		0-3-0		NON-CONFERENCE		0-3-0		3-1-0		10-2-0										
5-4-0		1-1-0		0-3-0		HOME		0-0-0		1-0-0		3-0-0										
8-6-0		0-1-0		0-0-		AWAY		0-3-0		1-0-0		7-2-0										
1-1-0		0-0-0		0-0-0		NEUTRAL		0-0-0		1-1-0		0-0-0										
16-5-0		0-0-0		0-0-0		CONFERENCE		3-0-0		4-2-0		9-3-0										
10-2-0		0-0-0		0-0-0		HOME		3-0-0		2-1-0		5-1-0										
6-3-0		0-0-0		0-0-0		AWAY		0-0-0		2-1-0		4-2-0										
0-0-0		0-0-0		0-0-0		NEUTRAL		0-0-0		0-0-0		0-0-0										
RPI	S	Opponent		Score		RPI	S	Opponent		Score		RPI	S	Opponent		Score						
13	A	Texas Tech		10	14	50	H	Dallas Baptist		2	5	59	A	Arizona St.		4	7	137	A	Nevada	8	3
13	H	Texas Tech		6	5	50	H	Dallas Baptist		11	12	59	A	Arizona St.		5	9	137	A	Nevada	6	7
13	H	Texas Tech		4	7	50	H	Dallas Baptist		8	33	59	A	Arizona St.		0	1	137	A	Nevada	3	2
												72	H	Fresno St.		14	13	139	A	San Francisco	12	3
												72	H	Fresno St.		2	1	147	H	New Mexico St.	10	4
												72	H	Fresno St.		7	4	147	N	New Mexico St.	6	9
																		147	N	New Mexico St.	3	2
																		148	H	UNLV	15	3
																		148	H	UNLV	5	6
																		148	H	UNLV	10	5
																		154	A	Sacramento St.	1	0
																		154	A	Sacramento St.	12	3
																		167	A	Santa Clara	7	13
																		170	H	Wichita St.	8	4
																		170	H	Wichita St.	17	7
																		170	H	Wichita St.	8	6
																		185	A	Hawaii	3	4
																		185	A	Hawaii	6	4
																		185	A	Hawaii	18	0
																		185	A	Hawaii	7	1
																		191	A	Grand Canyon	10	6
																		191	A	Grand Canyon	6	5
																		209	A	San Diego St.	6	11
																		209	A	San Diego St.	4	2
																		209	A	San Diego St.	5	3
																		209	H	San Diego St.	10	5
																		209	H	San Diego St.	13	7
LAST 15 GAMES																						

Non-Div. I Games:

New Mexico

209	H	San Diego St.	13	7
209	H	San Diego St.	10	5

RPI	S	Opponent	Score	
209	H	San Diego St.	9	10
211	A	San Jose St.	6	2
211	A	San Jose St.	8	9
211	A	San Jose St.	10	3
211	H	San Jose St.	9	6
211	H	San Jose St.	3	2
211	H	San Jose St.	11	1

New Mexico

N
e
w
M
e
x
i
c
o

N
e
w
M
e
x
i
c
o

Average RPI Win: 163		WON-LOST	WINNING	LAST 15	STRENGTH OF		OPP. STRENGTH	TEAM	ADJ		CONF.	ADJ CONF.			
Average RPI Loss: 116		RECORD	PCT. RANK	GAMES	SCHEDULE		OF SCHEDULE	RPI	RPI		RPI	RPI			
DIV. I ONLY		29-16-0	.64444	51	8-7-0		129	107	72	.54315	72	13	13		
DIV. I NON-CONF.		12-9-0	.57143	104	0-3-0		45	67	73	.54151	73	11	11		
TOTALS		RPI 1-25	RPI 26-50		W-L RECORDS		RPI 51-100		RPI 101-150		RPI 150+				
29-16-0		3-3-0	1-1-0		OVERALL		1-4-0		6-2-0		18-6-0				
21-4-0		3-0-0	1-0-0		HOME		0-0-0		6-2-0		11-2-0				
8-12-0		0-3-0	0-1-0		AWAY		1-4-0		0-0-0		7-4-0				
0-0-0		0-0-0	0-0-0		NEUTRAL		0-0-0		0-0-0		0-0-0				
12-9-0		3-3-0	1-1-0		NON-CONFERENCE		1-1-0		1-1-0		6-3-0				
11-2-0		3-0-0	1-0-0		HOME		0-0-0		1-1-0		6-1-0				
1-7-0		0-3-0	0-0-		AWAY		1-1-0		0-0-0		0-2-0				
0-0-0		0-0-0	0-0-0		NEUTRAL		0-0-0		0-0-0		0-0-0				
17-7-0		0-0-0	0-0-0		CONFERENCE		0-3-0		5-1-0		12-3-0				
10-2-0		0-0-0	0-0-0		HOME		0-0-0		5-1-0		5-1-0				
7-5-0		0-0-0	0-0-0		AWAY		0-3-0		0-0-0		7-2-0				
0-0-0		0-0-0	0-0-0		NEUTRAL		0-0-0		0-0-0		0-0-0				
RPI S	Opponent	Score		RPI S	Opponent	Score		RPI S	Opponent	Score		RPI S	Opponent	Score	
5 A	Texas A&M	3	4	39 A	Long Beach St.	3	4	57 A	St. Mary's (CA)	6	4	122 H	Oklahoma	2	3
5 A	Texas A&M	2	3	39 H	Long Beach St.	10	5	71 A	New Mexico	1	2	136 H	Oakland	11	10
5 A	Texas A&M	1	12					71 A	New Mexico	13	14	137 H	Nevada	5	4
21 H	Creighton	2	1					71 A	New Mexico	4	7	137 H	Nevada	8	3
21 H	Creighton	2	1					86 A	Cal Poly	1	7	137 H	Nevada	7	6
21 H	Creighton	7	3									148 H	UNLV	6	2
												148 H	UNLV	4	3
												148 H	UNLV	2	4
												154 A	Sacramento St.	4	5
												154 H	Sacramento St.	7	5
												178 A	Air Force	11	6
												178 A	Air Force	4	2
												178 A	Air Force	5	1
												178 H	Air Force	6	3
												178 H	Air Force	5	1
												178 H	Air Force	14	1
												209 A	San Diego St.	3	2
												209 A	San Diego St.	4	5
												209 A	San Diego St.	10	5
												211 A	San Jose St.	9	4
												211 A	San Jose St.	13	4
												211 A	San Jose St.	2	3
												211 H	San Jose St.	8	6
												211 H	San Jose St.	5	7
												211 H	San Jose St.	6	0
												222 A	Pacific	6	15
												222 H	Pacific	3	7
				LAST 15 GAMES											
				178 A Air Force				4 2				86 A Cal Poly			
				178 A Air Force				11 6				137 H Nevada			
				178 A Air Force				5 1				137 H Nevada			
				154 A Sacramento St.				4 5							
				211 H San Jose St.				5 7							

Non-Div. I Games:

Fresno St.

Fresno St.

211	H	San Jose St.	8	6
211	H	San Jose St.	6	0

Through Games Of May 1, 2016

RPI	S	Opponent	Score	
242	H	Youngstown St.	11	0
242	H	Youngstown St.	8	3
242	H	Youngstown St.	6	5
242	H	Youngstown St.	6	1
261	H	CSU Bakersfield	6	4

Fresno St.

F
r
e
s
n
o
s
t
.

F
r
e
s
n
o
s
t
.

Average RPI Win:		157	WON-LOST RECORD		WINNING PCT. RANK		LAST 15 GAMES		STRENGTH OF SCHEDULE		OPP. STRENGTH OF SCHEDULE		TEAM RPI		ADJ RPI		CONF. RPI		ADJ CONF. RPI				
DIV. I ONLY			26-15-0		.63415 60		10-5-0		130		145		73		.54277 73		22		22				
DIV. I NON-CONF.			11-9-0		.55 122		1-1-0		36		5		40		.5645 40		21		21				
TOTALS		RPI 1-25		RPI 26-50		W-L RECORDS		RPI 51-100		RPI 101-150		RPI 150+											
26-15-0		2-0-0		2-1-0		OVERALL		0-4-0		6-3-0		16-7-0											
15-3-0		0-0-0		0-0-0		HOME		0-0-0		4-1-0		11-2-0											
11-10-0		2-0-0		2-1-0		AWAY		0-2-0		2-2-0		5-5-0											
0-2-0		0-0-0		0-0-0		NEUTRAL		0-2-0		0-0-0		0-0-0											
11-9-0		2-0-0		2-1-0		NON-CONFERENCE		0-4-0		6-3-0		1-1-0											
5-1-0		0-0-0		0-0-0		HOME		0-0-0		4-1-0		1-0-0											
6-6-0		2-0-0		2-0-		AWAY		0-2-0		2-2-0		0-1-0											
0-2-0		0-0-0		0-0-0		NEUTRAL		0-2-0		0-0-0		0-0-0											
15-6-0		0-0-0		0-0-0		CONFERENCE		0-0-0		0-0-0		15-6-0											
10-2-0		0-0-0		0-0-0		HOME		0-0-0		0-0-0		10-2-0											
5-4-0		0-0-0		0-0-0		AWAY		0-0-0		0-0-0		5-4-0											
0-0-0		0-0-0		0-0-0		NEUTRAL		0-0-0		0-0-0		0-0-0											
RPI	S	Opponent		Score		RPI	S	Opponent		Score		RPI	S	Opponent		Score		RPI	S	Opponent		Score	
11	A	Mississippi St.		3	1	50	A	Dallas Baptist		7	4	62	A	Jacksonville St.		3	8	110	A	Auburn		8	7
22	A	Oklahoma St.		4	0	50	A	Dallas Baptist		12	7	82	N	Indiana St.		5	9	110	A	Auburn		1	10
						50	A	Dallas Baptist		1	6	82	N	Indiana St.		2	3	110	A	Auburn		11	18
												98	A	Missouri St.		0	5	122	H	Oklahoma		5	0
																		124	H	Little Rock		14	5
																		124	H	Little Rock		8	9
																		124	H	Little Rock		3	2
																		124	H	Little Rock		4	3
																		131	A	Kansas St.		14	10
																		152	A	North Dakota St.		3	4
																		152	A	North Dakota St.		3	4
																		152	A	North Dakota St.		4	3
																		152	H	North Dakota St.		8	6
																		152	H	North Dakota St.		6	3
																		152	H	North Dakota St.		10	3
																		170	A	Wichita St.		8	15
																		170	H	Wichita St.		6	4
																		190	H	Omaha		3	2
																		190	H	Omaha		6	4
																		190	H	Omaha		6	3
																		224	H	South Dakota St.		2	3
																		224	H	South Dakota St.		13	3
																		224	H	South Dakota St.		9	1
																		232	A	IPFW		2	4
																		232	A	IPFW		14	6
																		232	A	IPFW		10	4
																		232	H	IPFW		15	0
				LAST 15 GAMES																			
				152	A	North Dakota St.		4	3	190	H	Omaha		3	2	224	H	South Dakota St.		9	1		
				152	A	North Dakota St.		3	4	190	H	Omaha		6	4	232	A	IPFW		2	4		
				152	A	North Dakota St.		3	4	22	A	Oklahoma St.		4	0	232	A	IPFW		14	6		
				232	A	IPFW		14	6							232	A	IPFW		10	4		
				232	A	IPFW		2	4							232	H	IPFW		15	0		

Non-Div. I Games:

Oral Roberts

232	A	IPFW	10	4
190	H	Omaha	6	3

RPI	S	Opponent	Score	
232	H	IPFW	3	6
232	H	IPFW	5	2
248	A	Western Ill.	11	1
248	A	Western Ill.	4	9
248	A	Western Ill.	6	0

Oral Roberts

O
r
a
l
R
o
b
e
r
t
s

O
r
a
l
R
o
b
e
r
t
s

Average RPI Win: 133		WON-LOST	WINNING	LAST 15	STRENGTH OF		OPP. STRENGTH	TEAM	ADJ		CONF.	ADJ CONF.
Average RPI Loss: 124		RECORD	PCT. RANK	GAMES	SCHEDULE		OF SCHEDULE	RPI	RPI		RPI	RPI
DIV. I ONLY		23-19-1	.54651	116	3-11-1		41	91	74		.54201	74
DIV. I NON-CONF.		16-11-1	.58929	91	1-4-1		2	25	17		.58682	17
TOTALS		RPI 1-25	RPI 26-50		W-L RECORDS		RPI 51-100		RPI 101-150		RPI 150+	
23-19-1		5-5-1	0-0-0		OVERALL		6-3-0		0-3-0		12-8-0	
16-7-1		3-1-1	0-0-0		HOME		6-3-0		0-1-0		7-2-0	
7-12-0		2-4-0	0-0-0		AWAY		0-0-0		0-2-0		5-6-0	
0-0-0		0-0-0	0-0-0		NEUTRAL		0-0-0		0-0-0		0-0-0	
16-11-1		5-5-1	0-0-0		NON-CONFERENCE		6-3-0		0-3-0		5-0-0	
12-5-1		3-1-1	0-0-0		HOME		6-3-0		0-1-0		3-0-0	
4-6-0		2-4-0	0-0-		AWAY		0-0-0		0-2-0		2-0-0	
0-0-0		0-0-0	0-0-0		NEUTRAL		0-0-0		0-0-0		0-0-0	
7-8-0		0-0-0	0-0-0		CONFERENCE		0-0-0		0-0-0		7-8-0	
4-2-0		0-0-0	0-0-0		HOME		0-0-0		0-0-0		4-2-0	
3-6-0		0-0-0	0-0-0		AWAY		0-0-0		0-0-0		3-6-0	
0-0-0		0-0-0	0-0-0		NEUTRAL		0-0-0		0-0-0		0-0-0	
RPI S	Opponent	Score	RPI S	Opponent	Score	RPI S	Opponent	Score	RPI S	Opponent	Score	
3 A	South Carolina	6 5				70 H	Nebraska	7 3	127 A	Ga. Southern	6 10	
6 A	Florida St.	3 8				70 H	Nebraska	0 4	127 H	Ga. Southern	10 13	
6 A	Florida St.	2 11				70 H	Nebraska	13 5	132 A	Furman	7 9	
6 A	Florida St.	2 1				83 H	VCU	3 4	173 H	Delaware	3 2	
9 H	UC Santa Barbara	6 6				83 H	VCU	1 2	173 H	Delaware	14 4	
9 H	UC Santa Barbara	10 3				83 H	VCU	7 4	173 H	Delaware	15 2	
9 H	UC Santa Barbara	4 7				92 H	Mercer	17 13	177 H	Richmond	5 3	
17 A	Coastal Caro.	5 9				92 H	Mercer	6 2	189 A	Elon	6 9	
17 A	Coastal Caro.	3 5				92 H	Mercer	5 4	189 A	Elon	6 2	
17 H	Coastal Caro.	9 4							189 A	Elon	11 6	
17 H	Coastal Caro.	4 2							204 H	James Madison	3 9	
									204 H	James Madison	7 5	
									204 H	James Madison	1 3	
									214 A	Hofstra	1 3	
									214 A	Hofstra	3 4	
									214 A	Hofstra	7 8	
									223 A	Towson	9 4	
									223 A	Towson	4 7	
									223 A	Towson	3 4	
									247 A	The Citadel	5 1	
									247 A	The Citadel	12 9	
									247 H	The Citadel	1 0	
									258 H	Charleston So.	4 1	
LAST 15 GAMES												
						223 A	Towson	4 7	214 A	Hofstra	7 8	
						223 A	Towson	9 4	214 A	Hofstra	1 3	
						223 A	Towson	3 4	214 A	Hofstra	3 4	
						204 H	James Madison	1 3				
						204 H	James Madison	7 5				

Non-Div. I Games:

Col. of Charleston

204	H	James Madison	3	9
17	A	Coastal Caro.	5	9

C
o
l
.
o
f
C
h
a
r
l
e
s
t
o
n

C
o
l
.
o
f
C
h
a
r
l
e
s
t
o
n

R
u
t
g
e
r
sR
u
t
g
e
r
s

Rutgers

102 H Penn St.	6	4
102 H Penn St.	5	0

R
u
t
g
e
r
s

R
u
t
g
e
r
s

Average RPI Win: 181		WON-LOST	WINNING	LAST 15	STRENGTH OF		OPP. STRENGTH	TEAM	ADJ		CONF.	ADJ CONF.
Average RPI Loss: 126		RECORD	PCT. RANK	GAMES	SCHEDULE		OF SCHEDULE	RPI	RPI		RPI	RPI
DIV. I ONLY		32-11-0	.74419	12	13-2-0		245	127	76		.54074	76
DIV. I NON-CONF.		17-7-0	.70833	46	3-0-0		152	40	38		.56737	38
TOTALS		RPI 1-25	RPI 26-50		W-L RECORDS		RPI 51-100		RPI 101-150		RPI 150+	
32-11-0		0-2-0	0-2-0		OVERALL		1-1-0		8-2-0		23-4-0	
9-5-0		0-0-0	0-1-0		HOME		1-0-0		3-1-0		5-3-0	
18-3-0		0-0-0	0-1-0		AWAY		0-0-0		4-1-0		14-1-0	
5-3-0		0-2-0	0-0-0		NEUTRAL		0-1-0		1-0-0		4-0-0	
17-7-0		0-2-0	0-2-0		NON-CONFERENCE		1-1-0		6-1-0		10-1-0	
3-2-0		0-0-0	0-1-0		HOME		1-0-0		1-0-0		1-1-0	
10-2-0		0-0-0	0-0-		AWAY		0-0-0		4-1-0		6-0-0	
4-3-0		0-2-0	0-0-0		NEUTRAL		0-1-0		1-0-0		3-0-0	
15-4-0		0-0-0	0-0-0		CONFERENCE		0-0-0		2-1-0		13-3-0	
6-3-0		0-0-0	0-0-0		HOME		0-0-0		2-1-0		4-2-0	
8-1-0		0-0-0	0-0-0		AWAY		0-0-0		0-0-0		8-1-0	
1-0-0		0-0-0	0-0-0		NEUTRAL		0-0-0		0-0-0		1-0-0	
RPI S	Opponent	Score	RPI S	Opponent	Score	RPI S	Opponent	Score	RPI S	Opponent	Score	
8 N	North Carolina St.	5 7	44 A	Pittsburgh	5 13	67 N	Old Dominion	0 2	102 A	Penn St.	6 2	
16 N	Virginia	6 8	44 H	Pittsburgh	4 9	97 H	Ohio St.	8 3	102 H	Penn St.	10 9	
									121 N	Evansville	6 3	
									134 H	Miami (OH)	4 3	
									134 H	Miami (OH)	10 3	
									134 H	Miami (OH)	2 5	
									135 A	Liberty	2 0	
									135 A	Liberty	6 5	
									135 A	Liberty	8 1	
									135 A	Liberty	2 4	
									155 A	Charlotte	4 3	
									155 A	Charlotte	11 3	
									155 A	Charlotte	11 6	
									164 N	Ball St.	8 3	
									165 N	Milwaukee	7 6	
									175 A	Eastern Mich.	7 3	
									175 A	Eastern Mich.	13 3	
									175 A	Eastern Mich.	4 2	
									188 H	Canisius	4 5	
									198 A	Radford	7 6	
									198 A	Radford	6 0	
									198 A	Radford	8 3	
									201 N	George Washington	6 4	
									201 N	George Washington	7 4	
									215 A	Ohio	6 0	
									215 A	Ohio	6 5	
									215 A	Ohio	8 0	
LAST 15 GAMES			LAST 15 GAMES			LAST 15 GAMES			LAST 15 GAMES			
			134 H	Miami (OH)	4 3	102 H	Penn St.	10 9				
			134 H	Miami (OH)	2 5	175 A	Eastern Mich.	7 3				
			134 H	Miami (OH)	10 3	175 A	Eastern Mich.	4 2				
			102 A	Penn St.	6 2							
			215 A	Ohio	6 5							

Non-Div. I Games: Lake Erie 9 1

Kent St.

Kent St.

215	A	Ohio	8	0
215	A	Ohio	6	0

Through Games Of May 1, 2016

RPI	S	Opponent	Score	
242	H	Youngstown St.	5	2
244	H	Toledo	3	0
244	H	Toledo	2	1
244	H	Toledo	1	4
251	H	Western Mich.	4	5
251	H	Western Mich.	13	2
251	H	Western Mich.	9	7
256	A	Central Mich.	5	2
256	A	Central Mich.	17	5
256	A	Central Mich.	10	13

Kent St.

K
e
n
t
S
t
.

K
e
n
t
S
t
.

Average RPI Win: 144		WON-LOST	WINNING	LAST 15	STRENGTH OF		OPP. STRENGTH	TEAM	ADJ	CONF.	ADJ CONF.
Average RPI Loss: 65		RECORD	PCT. RANK	GAMES	SCHEDULE		OF SCHEDULE	RPI	RPI	RPI	RPI
DIV. I ONLY		24-21-0	.53333	124	6-9-0		46	44	77	.54003	77
DIV. I NON-CONF.		18-6-0	.75	29	3-1-0		183	187	68	.54532	68
TOTALS		RPI 1-25	RPI 26-50		W-L RECORDS		RPI 51-100		RPI 101-150		RPI 150+
24-21-0		3-6-0	2-3-0		OVERALL		3-7-0		4-4-0		12-1-0
13-8-0		3-3-0	1-2-0		HOME		1-1-0		3-2-0		5-0-0
7-10-0		0-3-0	1-0-0		AWAY		1-5-0		1-2-0		4-0-0
4-3-0		0-0-0	0-1-0		NEUTRAL		1-1-0		0-0-0		3-1-0
18-6-0		0-0-0	1-1-0		NON-CONFERENCE		2-2-0		3-2-0		12-1-0
9-3-0		0-0-0	0-0-0		HOME		1-1-0		3-2-0		5-0-0
5-0-0		0-0-0	1-0-		AWAY		0-0-0		0-0-0		4-0-0
4-3-0		0-0-0	0-1-0		NEUTRAL		1-1-0		0-0-0		3-1-0
6-15-0		3-6-0	1-2-0		CONFERENCE		1-5-0		1-2-0		0-0-0
4-5-0		3-3-0	1-2-0		HOME		0-0-0		0-0-0		0-0-0
2-10-0		0-3-0	0-0-0		AWAY		1-5-0		1-2-0		0-0-0
0-0-0		0-0-0	0-0-0		NEUTRAL		0-0-0		0-0-0		0-0-0
RPI S	Opponent	Score	RPI S	Opponent	Score	RPI S	Opponent	Score	RPI S	Opponent	Score
3 A	South Carolina	4 7	35 A	East Carolina	5 2	53 A	Alabama	3 11	104 H	UC Irvine	0 2
3 A	South Carolina	3 4	40 H	Kentucky	14 5	53 A	Alabama	6 3	104 H	UC Irvine	14 4
3 A	South Carolina	6 7	40 H	Kentucky	2 10	53 A	Alabama	3 7	104 H	UC Irvine	12 1
7 H	Ole Miss	7 10	40 H	Kentucky	4 5	54 N	Southeastern La.	4 5	109 H	Cincinnati	7 1
7 H	Ole Miss	4 6	47 N	Maryland	9 10	57 N	St. Mary's (CA)	6 3	110 A	Auburn	13 4
7 H	Ole Miss	3 2				89 A	Missouri	4 5	110 A	Auburn	0 2
12 H	Vanderbilt	0 6				89 A	Missouri	3 8	110 A	Auburn	6 7
12 H	Vanderbilt	5 3				89 A	Missouri	5 6	138 H	Alabama St.	0 3
12 H	Vanderbilt	2 1				90 H	Western Ky.	0 6	158 A	Middle Tenn.	4 2
						94 H	Morehead St.	6 5	158 H	Middle Tenn.	9 2
									191 A	Grand Canyon	25 8
									206 H	Tennessee Tech	9 1
									217 H	Eastern Ky.	4 3
									227 N	Memphis	5 2
									227 N	Memphis	8 4
									227 N	Memphis	8 13
									253 H	Appalachian St.	7 5
									256 N	Central Mich.	20 1
									266 A	ETSU	11 2
									284 A	UNC Asheville	7 3
									284 H	UNC Asheville	11 0
LAST 15 GAMES											
89 A	Missouri	3 8	12 H	Vanderbilt	0 6						
89 A	Missouri	5 6	158 A	Middle Tenn.	4 2						
89 A	Missouri	4 5	110 A	Auburn	6 7						
138 H	Alabama St.	0 3									
217 H	Eastern Ky.	4 3									

Non-Div. I Games:

Tennessee

12 H Vanderbilt	5	3
12 H Vanderbilt	2	1

T
e
n
n
e
s
s
e
e

T
e
n
n
e
s
s
e
e

Average RPI Win:		150	WON-LOST RECORD		WINNING PCT. RANK		LAST 15 GAMES		STRENGTH OF SCHEDULE		OPP. STRENGTH OF SCHEDULE		TEAM RPI		ADJ RPI		CONF. RPI		ADJ CONF. RPI						
Average RPI Loss:		69																							
DIV. I ONLY			24-17-0		.58537 83		8-7-0		70		53		78		.53989 78		6		6						
DIV. I NON-CONF.			18-9-0		.66667 54		2-1-0		79		60		60		.54927 60		6		6						
TOTALS		RPI 1-25		RPI 26-50		W-L RECORDS		RPI 51-100		RPI 101-150		RPI 150+													
24-17-0		0-3-0		2-4-0		OVERALL		5-6-0		5-2-0		12-2-0													
18-6-0		0-1-0		0-1-0		HOME		2-0-0		4-2-0		12-2-0													
5-8-0		0-0-0		2-3-0		AWAY		3-5-0		0-0-0		0-0-0													
1-3-0		0-2-0		0-0-0		NEUTRAL		0-1-0		1-0-0		0-0-0													
18-9-0		0-3-0		0-1-0		NON-CONFERENCE		5-3-0		3-1-0		10-1-0													
14-4-0		0-1-0		0-1-0		HOME		2-0-0		2-1-0		10-1-0													
3-2-0		0-0-0		0-0-		AWAY		3-2-0		0-0-0		0-0-0													
1-3-0		0-2-0		0-0-0		NEUTRAL		0-1-0		1-0-0		0-0-0													
6-8-0		0-0-0		2-3-0		CONFERENCE		0-3-0		2-1-0		2-1-0													
4-2-0		0-0-0		0-0-0		HOME		0-0-0		2-1-0		2-1-0													
2-6-0		0-0-0		2-3-0		AWAY		0-3-0		0-0-0		0-0-0													
0-0-0		0-0-0		0-0-0		NEUTRAL		0-0-0		0-0-0		0-0-0													
RPI	S	Opponent		Score		RPI	S	Opponent		Score		RPI	S	Opponent		Score									
5	H	Texas A&M		2	7	30	H	Rice		4	7	53	A	Alabama		6	7	123	H	UCF	1	2			
13	N	Texas Tech		2	3	34	A	Tulane		10	6	53	A	Alabama		3	2	123	H	UCF	4	3			
23	N	TCU		1	10	34	A	Tulane		4	10	53	A	Alabama		3	1	123	H	UCF	1	0			
						35	A	East Carolina		6	1	56	A	Lamar		4	3	125	N	Texas	3	2			
						35	A	East Carolina		1	3	61	A	UConn		2	3	129	H	Baylor	2	4			
						35	A	East Carolina		1	5	61	A	UConn		1	4	129	H	Baylor	10	4			
												61	A	UConn		2	9	129	H	Baylor	11	2			
												79	N	Arkansas		3	12	161	H	UTSA	2	3			
												87	H	Sam Houston St.		4	3	168	H	South Fla.	1	4			
												96	A	McNeese St.		1	4	168	H	South Fla.	5	1			
												96	H	McNeese St.		14	1	168	H	South Fla.	7	5			
																		191	H	Grand Canyon	3	1			
																		191	H	Grand Canyon	5	0			
																		191	H	Grand Canyon	5	1			
																		201	H	George Washington	5	2			
																		201	H	George Washington	5	0			
																		201	H	George Washington	14	0			
																		250	H	Villanova	10	3			
																		250	H	Villanova	4	0			
																		250	H	Villanova	13	1			
																		288	H	Texas Southern	7	1			
LAST 15 GAMES																									
						34	A	Tulane		4	10	61	A	UConn		1	4								
						34	A	Tulane		10	6	61	A	UConn		2	3								
						87	H	Sam Houston St.		4	3	125	N	Texas		3	2								
						168	H	South Fla.		7	5														
						168	H	South Fla.		1	4														

Non-Div. I Games:

Houston

168 H South Fla.	5	1
61 A UConn	2	9

H
o
u
s
t
o
n

H
o
u
s
t
o
n

Average RPI Win: 161		WON-LOST	WINNING	LAST 15	STRENGTH OF		OPP. STRENGTH	TEAM	ADJ		CONF.	ADJ CONF.
Average RPI Loss: 37		RECORD	PCT. RANK	GAMES	SCHEDULE		OF SCHEDULE	RPI	RPI		RPI	RPI
DIV. I ONLY		26-18-0	.59091	82	6-9-0		71	24	79		.53747	79
DIV. I NON-CONF.		19-4-0	.82609	11	3-0-0		284	154	113		.52265	113
TOTALS		RPI 1-25	RPI 26-50		W-L RECORDS		RPI 51-100		RPI 101-150		RPI 150+	
26-18-0		4-12-0	3-2-0		OVERALL		2-3-0		3-0-0		14-1-0	
20-10-0		3-5-0	0-1-0		HOME		1-3-0		3-0-0		13-1-0	
3-8-0		0-7-0	2-1-0		AWAY		0-0-0		0-0-0		1-0-0	
3-0-0		1-0-0	1-0-0		NEUTRAL		1-0-0		0-0-0		0-0-0	
19-4-0		3-1-0	1-1-0		NON-CONFERENCE		1-1-0		0-0-0		14-1-0	
15-3-0		2-0-0	0-1-0		HOME		0-1-0		0-0-0		13-1-0	
1-1-0		0-1-0	0-0-		AWAY		0-0-0		0-0-0		1-0-0	
3-0-0		1-0-0	1-0-0		NEUTRAL		1-0-0		0-0-0		0-0-0	
7-14-0		1-11-0	2-1-0		CONFERENCE		1-2-0		3-0-0		0-0-0	
5-7-0		1-5-0	0-0-0		HOME		1-2-0		3-0-0		0-0-0	
2-7-0		0-6-0	2-1-0		AWAY		0-0-0		0-0-0		0-0-0	
0-0-0		0-0-0	0-0-0		NEUTRAL		0-0-0		0-0-0		0-0-0	
RPI S	Opponent	Score	RPI S	Opponent	Score	RPI S	Opponent	Score	RPI S	Opponent	Score	
1 H	Florida	2 8	30 N	Rice	5 2	64 H	Louisiana Tech	2 3	110 H	Auburn	3 1	
1 H	Florida	2 9	40 A	Kentucky	1 0	78 N	Houston	12 3	110 H	Auburn	14 7	
1 H	Florida	8 12	40 A	Kentucky	2 0	89 H	Missouri	5 8	110 H	Auburn	3 2	
3 A	South Carolina	6 10	40 A	Kentucky	4 5	89 H	Missouri	1 10	157 H	La.-Monroe	3 1	
3 A	South Carolina	2 6	45 H	Gonzaga	10 15	89 H	Missouri	7 6	227 A	Memphis	12 4	
3 A	South Carolina	6 8							238 H	Grambling	3 2	
5 H	Texas A&M	8 11							238 H	Grambling	14 4	
5 H	Texas A&M	2 6							248 H	Western Ill.	3 2	
5 H	Texas A&M	9 5							248 H	Western Ill.	3 0	
7 A	Ole Miss	3 7							248 H	Western Ill.	9 3	
7 A	Ole Miss	7 8							256 H	Central Mich.	6 1	
7 A	Ole Miss	9 14							256 H	Central Mich.	9 4	
13 N	Texas Tech	10 6							256 H	Central Mich.	4 3	
21 H	Creighton	6 2							276 H	Eastern Ill.	5 2	
22 A	Oklahoma St.	4 5							276 H	Eastern Ill.	8 10	
22 H	Oklahoma St.	7 6							276 H	Eastern Ill.	3 2	
									299 H	Mississippi Val.	20 0	
									299 H	Mississippi Val.	21 4	
LAST 15 GAMES												
5 H	Texas A&M	2 6	21 H	Creighton	6 2							
5 H	Texas A&M	8 11	1 H	Florida	2 8							
5 H	Texas A&M	9 5	1 H	Florida	2 9							
22 H	Oklahoma St.	7 6										
40 A	Kentucky	2 0										

Non-Div. I Games:

Arkansas

40 A Kentucky	4	5
40 A Kentucky	1	0

A
r
k
a
n
s
a
s

A
r
k
a
n
s
a
s

Average RPI Win:		150	WON-LOST RECORD		WINNING PCT. RANK		LAST 15 GAMES		STRENGTH OF SCHEDULE		OPP. STRENGTH OF SCHEDULE		TEAM RPI		ADJ RPI		CONF. RPI		ADJ CONF. RPI		
DIV. I ONLY			25-19-0		.56818	97	9-6-0		85		85		80		.53689	80	10		10		
DIV. I NON-CONF.			14-9-0		.6087	81	1-2-0		30		77		55		.55275	55	10		10		
TOTALS		RPI 1-25		RPI 26-50		W-L RECORDS		RPI 51-100		RPI 101-150		RPI 150+									
25-19-0		1-3-0		0-0-0		OVERALL		6-7-0		8-8-0		10-1-0									
15-7-0		1-2-0		0-0-0		HOME		3-3-0		3-2-0		8-0-0									
9-10-0		0-0-0		0-0-0		AWAY		3-3-0		4-6-0		2-1-0									
1-2-0		0-1-0		0-0-0		NEUTRAL		0-1-0		1-0-0		0-0-0									
14-9-0		0-1-0		0-0-0		NON-CONFERENCE		6-7-0		3-1-0		5-0-0									
10-3-0		0-0-0		0-0-0		HOME		3-3-0		2-0-0		5-0-0									
3-4-0		0-0-0		0-0-		AWAY		3-3-0		0-1-0		0-0-0									
1-2-0		0-1-0		0-0-0		NEUTRAL		0-1-0		1-0-0		0-0-0									
11-10-0		1-2-0		0-0-0		CONFERENCE		0-0-0		5-7-0		5-1-0									
5-4-0		1-2-0		0-0-0		HOME		0-0-0		1-2-0		3-0-0									
6-6-0		0-0-0		0-0-0		AWAY		0-0-0		4-5-0		2-1-0									
0-0-0		0-0-0		0-0-0		NEUTRAL		0-0-0		0-0-0		0-0-0									
RPI	S	Opponent		Score		RPI	S	Opponent		Score		RPI	S	Opponent		Score					
19	N	Southern Miss.		2	6							107	H	UT Arlington		5	18				
20	H	La.-Lafayette		4	1							107	H	UT Arlington		5	2				
20	H	La.-Lafayette		3	8							107	H	UT Arlington		2	4				
20	H	La.-Lafayette		2	4							110	N	Auburn		4	3				
												117	A	UAB		0	7				
												117	H	UAB		2	1				
												124	A	Little Rock		8	11				
												124	A	Little Rock		3	4				
												124	A	Little Rock		9	10				
												127	A	Ga. Southern		8	4				
												127	A	Ga. Southern		0	7				
												127	A	Ga. Southern		2	1				
												138	H	Alabama St.		8	0				
												143	A	Arkansas St.		11	1				
												143	A	Arkansas St.		8	1				
												143	A	Arkansas St.		3	4				
												169	A	Texas St.		5	3				
												169	A	Texas St.		1	4				
												169	A	Texas St.		12	8				
												238	H	Northern Ky.		4	2				
												238	H	Northern Ky.		6	1				
												238	H	Northern Ky.		5	0				
												238	H	Northern Ky.		10	3				
												253	H	Appalachian St.		9	7				
												253	H	Appalachian St.		3	2				
												253	H	Appalachian St.		4	3				
												297	H	Alabama A&M		8	0				
LAST 15 GAMES																					
				169	A	Texas St.		1	4	143	A	Arkansas St.		8	1	238	H	Northern Ky.		10	3
				169	A	Texas St.		5	3	143	A	Arkansas St.		3	4	253	H	Appalachian St.		9	7
				169	A	Texas St.		12	8	143	A	Arkansas St.		11	1	253	H	Appalachian St.		3	2
				107	H	UT Arlington		2	4							253	H	Appalachian St.		4	3
				107	H	UT Arlington		5	18							297	H	Alabama A&M		8	0

Non-Div. I Games:

Troy

107	H	UT Arlington	5	2
53	A	Alabama	3	5

T
r
o
y

T
r
o
y

193	H	Kansas	13	9
193	H	Kansas	3	2

S
a
m
f
o
r
d

S
a
m
f
o
r
d

50	H	Dallas Baptist	2	3
260	A	Purdue	22	4

I
n
d
i
a
n
a
S
t
.

I
n
d
i
a
n
a
S
t
.

Average RPI Win:	201	WON-LOST RECORD	WINNING PCT. RANK	LAST 15 GAMES	STRENGTH OF SCHEDULE	OPP. STRENGTH OF SCHEDULE	TEAM RPI	ADJ RPI	CONF. RPI	ADJ CONF. RPI		
DIV. I ONLY		30-15-0	.66667	36	11-4-0	165	206	83	.53439	83	24	24
DIV. I NON-CONF.		18-9-0	.66667	54	4-0-0	128	153	58	.5508	58	26	26
<hr/>												
TOTALS	RPI 1-25	RPI 26-50		W-L RECORDS		RPI 51-100		RPI 101-150		RPI 150+		
30-15-0	2-1-0	0-3-0		OVERALL		2-2-0		2-3-0		24-6-0		
16-6-0	1-0-0	0-1-0		HOME		0-1-0		0-1-0		15-3-0		
13-8-0	1-1-0	0-2-0		AWAY		2-1-0		2-2-0		8-2-0		
1-1-0	0-0-0	0-0-0		NEUTRAL		0-0-0		0-0-0		1-1-0		
18-9-0	2-1-0	0-3-0		NON-CONFERENCE		2-2-0		1-1-0		13-2-0		
10-3-0	1-0-0	0-1-0		HOME		0-1-0		0-1-0		9-0-0		
7-5-0	1-1-0	0-0-		AWAY		2-1-0		1-0-0		3-1-0		
1-1-0	0-0-0	0-0-0		NEUTRAL		0-0-0		0-0-0		1-1-0		
12-6-0	0-0-0	0-0-0		CONFERENCE		0-0-0		1-2-0		11-4-0		
6-3-0	0-0-0	0-0-0		HOME		0-0-0		0-0-0		6-3-0		
6-3-0	0-0-0	0-0-0		AWAY		0-0-0		1-2-0		5-1-0		
0-0-0	0-0-0	0-0-0		NEUTRAL		0-0-0		0-0-0		0-0-0		
<hr/>												
RPI S	Opponent	Score		RPI S	Opponent	Score		RPI S	Opponent	Score		
16 A	Virginia	11	5	26 A	UNCW	4	11	67 H	Old Dominion	1	3	
16 H	Virginia	7	5	47 A	Maryland	1	8	74 A	Col. of Charleston	4	3	
18 A	Georgia Tech	1	9	47 H	Maryland	1	7	74 A	Col. of Charleston	4	7	
								74 A	Col. of Charleston	2	1	
								105 A	Rhode Island	1	5	
								105 A	Rhode Island	3	7	
								105 A	Rhode Island	7	3	
								112 A	William & Mary	12	5	
								141 H	Monmouth	4	12	
								153 A	Longwood	9	10	
								153 H	Longwood	5	2	
								177 H	Richmond	4	5	
								177 H	Richmond	4	6	
								177 H	Richmond	2	1	
								194 A	Kennesaw St.	15	11	
								201 A	George Washington	8	7	
								201 A	George Washington	3	4	
								201 A	George Washington	3	0	
								217 N	Eastern Ky.	2	12	
								219 A	Georgia St.	8	6	
								224 N	South Dakota St.	14	8	
								225 H	St. Bonaventure	6	5	
								225 H	St. Bonaventure	4	1	
								225 H	St. Bonaventure	3	2	
								230 H	Dayton	5	3	
								230 H	Dayton	3	8	
								230 H	Dayton	9	2	
								237 H	Marist	3	0	
								237 H	Marist	3	0	
								237 H	Marist	7	6	
								254 A	VMI	11	7	
<hr/>												
				LAST 15 GAMES								
				201 A	George Washington	3	4	16 A	Virginia	11	5	
				201 A	George Washington	8	7	272 A	La Salle	2	1	
				201 A	George Washington	3	0	272 A	La Salle	9	1	
				254 H	VMI	8	5					
				177 H	Richmond	4	6					

Non-Div. I Games:

VCU

177 H Richmond	2	1
177 H Richmond	4	5

RPI	S	Opponent	Score	
254	H	VMI	8	5
272	A	La Salle	4	1
272	A	La Salle	9	1
272	A	La Salle	2	1
273	H	Wagner	4	3
273	H	Wagner	9	5
273	H	Wagner	3	2
283	H	Norfolk St.	4	2

Average RPI Win: 117		WON-LOST RECORD		WINNING PCT. RANK		LAST 15 GAMES		STRENGTH OF SCHEDULE		OPP. STRENGTH OF SCHEDULE		TEAM RPI		ADJ RPI		CONF. RPI		ADJ CONF. RPI	
DIV. I ONLY		20-18-0		.52632 127		5-10-0		72		28		84		.5343 84		3		3	
DIV. I NON-CONF.		11-7-0		.61111 78		1-1-0		108		17		70		.54317 70		3		3	
TOTALS		RPI 1-25		RPI 26-50		W-L RECORDS		RPI 51-100		RPI 101-150		RPI 150+							
20-18-0		1-2-0		5-6-0		OVERALL		3-4-0		4-3-0		7-3-0							
12-8-0		1-2-0		2-1-0		HOME		1-3-0		2-1-0		6-1-0							
8-10-0		0-0-0		3-5-0		AWAY		2-1-0		2-2-0		1-2-0							
0-0-0		0-0-0		0-0-0		NEUTRAL		0-0-0		0-0-0		0-0-0							
11-7-0		1-2-0		2-1-0		NON-CONFERENCE		1-0-0		2-2-0		5-2-0							
8-3-0		1-2-0		2-1-0		HOME		1-0-0		0-0-0		4-0-0							
3-4-0		0-0-0		0-0-		AWAY		0-0-0		2-2-0		1-2-0							
0-0-0		0-0-0		0-0-0		NEUTRAL		0-0-0		0-0-0		0-0-0							
9-11-0		0-0-0		3-5-0		CONFERENCE		2-4-0		2-1-0		2-1-0							
4-5-0		0-0-0		0-0-0		HOME		0-3-0		2-1-0		2-1-0							
5-6-0		0-0-0		3-5-0		AWAY		2-1-0		0-0-0		0-0-0							
0-0-0		0-0-0		0-0-0		NEUTRAL		0-0-0		0-0-0		0-0-0							
RPI	S	Opponent		Score		RPI	S	Opponent		Score		RPI	S	Opponent		Score			
12	H	Vanderbilt		4	1	32	A	Arizona		1	4	57	H	St. Mary's (CA)		9	1		
12	H	Vanderbilt		2	5	32	A	Arizona		6	5	59	H	Arizona St.		6	9		
12	H	Vanderbilt		1	4	32	A	Arizona		1	4	59	H	Arizona St.		2	3		
						41	A	Oregon St.		2	3	59	H	Arizona St.		7	8		
						41	A	Oregon St.		4	11	85	A	UCLA		5	6		
						41	A	Oregon St.		6	0	85	A	UCLA		4	1		
						42	H	Cal St. Fullerton		3	4	85	A	UCLA		8	2		
						42	H	Cal St. Fullerton		2	1								
						42	H	Cal St. Fullerton		2	0								
						49	A	California		8	6								
						49	A	California		2	5								
LAST 15 GAMES																			
						41	A	Oregon St.		4	11	49	A	California		2	5		
						41	A	Oregon St.		6	0	32	A	Arizona		6	5		
						41	A	Oregon St.		2	3	32	A	Arizona		1	4		
						167	A	Santa Clara		2	4								
						59	H	Arizona St.		7	8								

Non-Div. I Games:

Stanford

59 H Arizona St.	6	9
59 H Arizona St.	2	3

S
t
a
n
f
o
r
d

S
t
a
n
f
o
r
d

Average RPI Win: 101		WON-LOST RECORD		WINNING PCT. RANK		LAST 15 GAMES		STRENGTH OF SCHEDULE		OPP. STRENGTH OF SCHEDULE		TEAM RPI		ADJ RPI		CONF. RPI		ADJ CONF. RPI				
DIV. I ONLY		20-21-0		.4878 160		8-7-0		42		14		85		.53423 85		3		3				
DIV. I NON-CONF.		9-10-0		.47368 164		2-1-0		13		4		76		.53944 76		3		3				
TOTALS		RPI 1-25		RPI 26-50		W-L RECORDS		RPI 51-100		RPI 101-150		RPI 150+										
20-21-0		2-3-0		2-10-0		OVERALL		7-3-0		6-5-0		3-0-0										
13-8-0		2-2-0		0-2-0		HOME		5-2-0		3-2-0		3-0-0										
6-13-0		0-1-0		2-8-0		AWAY		2-1-0		2-3-0		0-0-0										
1-0-0		0-0-0		0-0-0		NEUTRAL		0-0-0		1-0-0		0-0-0										
9-10-0		2-3-0		0-3-0		NON-CONFERENCE		3-1-0		4-3-0		0-0-0										
6-6-0		2-2-0		0-2-0		HOME		1-0-0		3-2-0		0-0-0										
3-4-0		0-1-0		0-0-		AWAY		2-1-0		1-1-0		0-0-0										
0-0-0		0-0-0		0-0-0		NEUTRAL		0-0-0		0-0-0		0-0-0										
11-11-0		0-0-0		2-7-0		CONFERENCE		4-2-0		2-2-0		3-0-0										
7-2-0		0-0-0		0-0-0		HOME		4-2-0		0-0-0		3-0-0										
3-9-0		0-0-0		2-7-0		AWAY		0-0-0		1-2-0		0-0-0										
1-0-0		0-0-0		0-0-0		NEUTRAL		0-0-0		1-0-0		0-0-0										
RPI	S	Opponent		Score		RPI	S	Opponent		Score		RPI	S	Opponent		Score						
9	A	UC Santa Barbara		6	11	32	A	Arizona		4	3	84	H	Stanford		6	5	113	A	CSUN	12	20
11	H	Mississippi St.		2	1	32	A	Arizona		5	6	84	H	Stanford		2	8	113	H	CSUN	1	4
14	H	North Carolina		6	5	32	A	Arizona		1	6	84	H	Stanford		1	4	114	A	Pepperdine	10	6
14	H	North Carolina		0	4	33	A	Washington		4	7	86	A	Cal Poly		2	6	115	N	Southern California	5	3
14	H	North Carolina		5	14	33	A	Washington		7	8	86	A	Cal Poly		19	0	122	H	Oklahoma	4	2
						33	A	Washington		1	0	86	A	Cal Poly		7	6	125	H	Texas	5	4
						39	H	Long Beach St.		1	10	93	H	Loyola Marymount		6	5	125	H	Texas	5	7
						42	A	Cal St. Fullerton		7	10	100	H	Oregon		6	3	125	H	Texas	6	3
						42	H	Cal St. Fullerton		7	14	100	H	Oregon		13	1	126	A	Utah	4	6
						49	A	California		3	5	100	H	Oregon		4	2	126	A	Utah	4	9
						49	A	California		2	8							126	A	Utah	10	3
						49	A	California		1	9							183	H	Washington St.	11	2
																		183	H	Washington St.	6	5
																		183	H	Washington St.	5	2
				LAST 15 GAMES																		
						126	A	Utah		10	3	114	A	Pepperdine		10	6					
						126	A	Utah		4	9	33	A	Washington		4	7					
						126	A	Utah		4	6	33	A	Washington		7	8					
						42	A	Cal St. Fullerton		7	10											
						100	H	Oregon		13	1											

Non-Div. I Games:

UCLA

100 H Oregon	4	2
100 H Oregon	6	3

U
C
L
A

U
C
L
A

9 H UC Santa Barbara	10	5
9 H UC Santa Barbara	7	0

C
a
l
P
o
l
y

C
a
l
P
o
l
y

Average RPI Win:		177	WON-LOST RECORD		WINNING PCT. RANK		LAST 15 GAMES		STRENGTH OF SCHEDULE		OPP. STRENGTH OF SCHEDULE		TEAM RPI		ADJ RPI		CONF. RPI		ADJ CONF. RPI	
Average RPI Loss:		66																		
DIV. I ONLY			27-17-0		.61364 71		11-4-0		156		45		87		.53333 87		12		12	
DIV. I NON-CONF.			10-13-0		.43478 183		3-3-0		135		20		149		.49809 149		12		12	
TOTALS		RPI 1-25		RPI 26-50		W-L RECORDS		RPI 51-100		RPI 101-150		RPI 150+								
27-17-0		0-6-0		2-3-0		OVERALL		1-3-0		9-3-0		15-2-0								
17-6-0		0-1-0		2-2-0		HOME		0-0-0		8-2-0		7-1-0								
10-11-0		0-5-0		0-1-0		AWAY		1-3-0		1-1-0		8-1-0								
0-0-0		0-0-0		0-0-0		NEUTRAL		0-0-0		0-0-0		0-0-0								
10-13-0		0-6-0		0-2-0		NON-CONFERENCE		0-1-0		4-2-0		6-2-0								
7-4-0		0-1-0		0-1-0		HOME		0-0-0		3-1-0		4-1-0								
3-9-0		0-5-0		0-0-		AWAY		0-1-0		1-1-0		2-1-0								
0-0-0		0-0-0		0-0-0		NEUTRAL		0-0-0		0-0-0		0-0-0								
17-4-0		0-0-0		2-1-0		CONFERENCE		1-2-0		5-1-0		9-0-0								
10-2-0		0-0-0		2-1-0		HOME		0-0-0		5-1-0		3-0-0								
7-2-0		0-0-0		0-0-0		AWAY		1-2-0		0-0-0		6-0-0								
0-0-0		0-0-0		0-0-0		NEUTRAL		0-0-0		0-0-0		0-0-0								
RPI	S	Opponent		Score		RPI	S	Opponent		Score		RPI	S	Opponent		Score				
13	A	Texas Tech		3	20	30	A	Rice		3	5	66	A	New Orleans		3	4			
13	A	Texas Tech		6	8	30	H	Rice		3	8	66	A	New Orleans		6	7			
13	H	Texas Tech		6	11	48	H	Northwestern St.		2	1	66	A	New Orleans		8	4			
20	A	La.-Lafayette		2	6	48	H	Northwestern St.		5	7	78	A	Houston		3	4			
20	A	La.-Lafayette		1	2	48	H	Northwestern St.		2	1									
20	A	La.-Lafayette		3	13															
						LAST 15 GAMES														
						288	H	Texas Southern		14	0	264	A	Incarnate Word		8	2			
						288	H	Texas Southern		10	3	264	A	Incarnate Word		23	3			
						78	A	Houston		3	4	264	A	Incarnate Word		12	3			
						218	H	Abilene Christian		2	1									
						218	H	Abilene Christian		3	1									

Non-Div. I Games:

Sam Houston St.

218	H	Abilene Christian	6	3
129	A	Baylor	6	5

RPI	S	Opponent	Score	
288	H	Texas Southern	10	3
298	H	Prairie View	16	5

S
a
m
H
o
u
s
t
o
n
S
t
.

S
a
m
H
o
u
s
t
o
n
S
t
.

Marshall

Through Games Of May 1, 2016

Average RPI Win: 160		WON-LOST RECORD		WINNING PCT. RANK		LAST 15 GAMES		STRENGTH OF SCHEDULE		OPP. STRENGTH OF SCHEDULE		TEAM RPI		ADJ RPI		CONF. RPI		ADJ CONF. RPI				
DIV. I ONLY		24-17-0		.58537 83		9-6-0		111		105		88		.53234 88		4		4				
DIV. I NON-CONF.		11-9-0		.55 122		1-2-0		158		249		151		.49743 151		4		4				
TOTALS		RPI 1-25		RPI 26-50		W-L RECORDS		RPI 51-100		RPI 101-150		RPI 150+										
24-17-0		1-3-0		1-2-0		OVERALL		3-2-0		3-7-0		16-3-0										
14-7-0		1-2-0		1-2-0		HOME		3-1-0		0-1-0		9-1-0										
10-8-0		0-1-0		0-0-0		AWAY		0-1-0		3-4-0		7-2-0										
0-2-0		0-0-0		0-0-0		NEUTRAL		0-0-0		0-2-0		0-0-0										
11-9-0		0-1-0		0-0-0		NON-CONFERENCE		1-1-0		1-6-0		9-1-0										
10-2-0		0-0-0		0-0-0		HOME		1-0-0		0-1-0		9-1-0										
1-5-0		0-1-0		0-0-		AWAY		0-1-0		1-3-0		0-0-0										
0-2-0		0-0-0		0-0-0		NEUTRAL		0-0-0		0-2-0		0-0-0										
13-8-0		1-2-0		1-2-0		CONFERENCE		2-1-0		2-1-0		7-2-0										
4-5-0		1-2-0		1-2-0		HOME		2-1-0		0-0-0		0-0-0										
9-3-0		0-0-0		0-0-0		AWAY		0-0-0		2-1-0		7-2-0										
0-0-0		0-0-0		0-0-0		NEUTRAL		0-0-0		0-0-0		0-0-0										
RPI	S	Opponent		Score		RPI	S	Opponent		Score		RPI	S	Opponent		Score						
17	A	Coastal Caro.		3	9	29	H	Fla. Atlantic		3	6	64	H	Louisiana Tech		7	4	101	A	FIU	5	10
19	H	Southern Miss.		10	8	29	H	Fla. Atlantic		7	2	64	H	Louisiana Tech		6	10	101	A	FIU	5	4
19	H	Southern Miss.		2	3	29	H	Fla. Atlantic		2	10	64	H	Louisiana Tech		10	4	101	A	FIU	6	5
19	H	Southern Miss.		4	14							94	A	Morehead St.		0	13	116	A	West Virginia	8	9
												94	H	Morehead St.		6	5	116	H	West Virginia	4	5
														135 N Liberty		8	9	135	N	Liberty	8	9
														135 N Liberty		3	7	135	N	Liberty	3	7
														149 A Florida A&M		11	9	149	A	Florida A&M	11	9
														149 A Florida A&M		4	9	149	A	Florida A&M	4	9
														149 A Florida A&M		4	20	149	A	Florida A&M	4	20
														155 A Charlotte		0	5	155	A	Charlotte	0	5
														155 A Charlotte		10	5	155	A	Charlotte	10	5
														155 A Charlotte		7	2	155	A	Charlotte	7	2
														158 A Middle Tenn.		25	9	158	A	Middle Tenn.	25	9
														158 A Middle Tenn.		11	1	158	A	Middle Tenn.	11	1
														158 A Middle Tenn.		6	5	158	A	Middle Tenn.	6	5
														161 A UTSA		4	5	161	A	UTSA	4	5
														161 A UTSA		5	2	161	A	UTSA	5	2
														161 A UTSA		8	3	161	A	UTSA	8	3
														215 H Ohio		1	4	215	H	Ohio	1	4
														217 H Eastern Ky.		5	4	217	H	Eastern Ky.	5	4
														217 H Eastern Ky.		6	0	217	H	Eastern Ky.	6	0
														236 H Brown		3	2	236	H	Brown	3	2
														236 H Brown		14	0	236	H	Brown	14	0
														236 H Brown		2	0	236	H	Brown	2	0
														236 H Brown		7	2	236	H	Brown	7	2
														246 H Lehigh		12	6	246	H	Lehigh	12	6
				LAST 15 GAMES																		
						158	A	Middle Tenn.		6	5	217	H	Eastern Ky.		6	0	236	H	Brown	3	2
						158	A	Middle Tenn.		25	9	29	H	Fla. Atlantic		7	2	236	H	Brown	14	0
						158	A	Middle Tenn.		11	1	29	H	Fla. Atlantic		2	10	236	H	Brown	2	0
						116	A	West Virginia		8	9							236	H	Brown	7	2
						155	A	Charlotte		0	5							246	H	Lehigh	12	6

Non-Div. I Games:

Marshall

155	A	Charlotte	10	5
155	A	Charlotte	7	2

RPI	S	Opponent	Score	
246	H	Lehigh	6	4
246	H	Lehigh	4	2

Marshall

M
a
r
s
h
a
l
l

M
a
r
s
h
a
l
l

Average RPI Win: 158		WON-LOST	WINNING	LAST 15	STRENGTH OF		OPP. STRENGTH	TEAM	ADJ		CONF.	ADJ CONF.
Average RPI Loss: 62		RECORD	PCT. RANK	GAMES	SCHEDULE		OF SCHEDULE	RPI	RPI		RPI	RPI
DIV. I ONLY		24-21-0	.53333	124	7-8-0		38	61	89		.53225	89
DIV. I NON-CONF.		17-7-0	.70833	46	2-1-0		220	257	123		.51768	123
TOTALS		RPI 1-25	RPI 26-50		W-L RECORDS		RPI 51-100		RPI 101-150		RPI 150+	
24-21-0		0-12-0	1-1-0		OVERALL		6-2-0		5-3-0		12-3-0	
14-11-0		0-6-0	1-1-0		HOME		4-0-0		2-1-0		7-3-0	
3-8-0		0-6-0	0-0-0		AWAY		2-2-0		1-0-0		0-0-0	
7-2-0		0-0-0	0-0-0		NEUTRAL		0-0-0		2-2-0		5-0-0	
17-7-0		0-0-0	1-1-0		NON-CONFERENCE		1-1-0		3-2-0		12-3-0	
9-4-0		0-0-0	1-1-0		HOME		1-0-0		0-0-0		7-3-0	
1-1-0		0-0-0	0-0-		AWAY		0-1-0		1-0-0		0-0-0	
7-2-0		0-0-0	0-0-0		NEUTRAL		0-0-0		2-2-0		5-0-0	
7-14-0		0-12-0	0-0-0		CONFERENCE		5-1-0		2-1-0		0-0-0	
5-7-0		0-6-0	0-0-0		HOME		3-0-0		2-1-0		0-0-0	
2-7-0		0-6-0	0-0-0		AWAY		2-1-0		0-0-0		0-0-0	
0-0-0		0-0-0	0-0-0		NEUTRAL		0-0-0		0-0-0		0-0-0	
RPI S	Opponent	Score	RPI S	Opponent	Score	RPI S	Opponent	Score	RPI S	Opponent	Score	
1 A	Florida	5 7	38 H	Southeast Mo. St.	13 6	77 H	Tennessee	8 3	101 A	FIU	7 6	
1 A	Florida	3 4	38 H	Southeast Mo. St.	2 7	77 H	Tennessee	6 5	110 H	Auburn	9 11	
1 A	Florida	2 6				77 H	Tennessee	5 4	110 H	Auburn	2 0	
3 A	South Carolina	5 8				79 A	Arkansas	6 7	110 H	Auburn	4 3	
3 A	South Carolina	1 5				79 A	Arkansas	8 5	111 N	Seton Hall	1 9	
3 A	South Carolina	2 9				79 A	Arkansas	10 1	111 N	Seton Hall	4 1	
12 H	Vanderbilt	0 2				98 A	Missouri St.	1 16	111 N	Seton Hall	7 0	
12 H	Vanderbilt	6 8				98 H	Missouri St.	17 9	111 N	Seton Hall	4 8	
12 H	Vanderbilt	7 17							180 H	Ill.-Chicago	7 4	
15 H	LSU	5 9							180 H	Ill.-Chicago	10 5	
15 H	LSU	5 7							180 H	Ill.-Chicago	2 4	
15 H	LSU	2 15							180 H	Ill.-Chicago	13 5	
									214 N	Hofstra	12 2	
									214 N	Hofstra	3 2	
									214 N	Hofstra	11 4	
									214 N	Hofstra	8 0	
									242 H	Youngstown St.	3 4	
									242 H	Youngstown St.	2 3	
									242 H	Youngstown St.	8 3	
									249 H	SIUE	9 6	
									263 N	Saint Louis	5 3	
									280 H	Ark.-Pine Bluff	2 0	
									297 H	Alabama A&M	5 3	
LAST 15 GAMES												
			77 H	Tennessee	8 3		15 H	LSU	2 15			
			77 H	Tennessee	6 5		15 H	LSU	5 9			
			77 H	Tennessee	5 4		15 H	LSU	5 7			
			98 H	Missouri St.	17 9							
			3 A	South Carolina	2 9							

Non-Div. I Games:

Missouri

3 A South Carolina	1	5
3 A South Carolina	5	8

M
i
s
s
o
u
r
i

M
i
s
s
o
u
r
i

Average RPI Win: 146		WON-LOST	WINNING	LAST 15	STRENGTH OF		OPP. STRENGTH	TEAM	ADJ	CONF.	ADJ CONF.
Average RPI Loss: 78		RECORD	PCT. RANK	GAMES	SCHEDULE		OF SCHEDULE	RPI	RPI	RPI	RPI
DIV. I ONLY		24-20-0	.54545	117	6-9-0		99	38	90	.52939	90
DIV. I NON-CONF.		14-9-0	.6087	81	2-2-0		66	86	57	.5511	57
TOTALS		RPI 1-25	RPI 26-50		W-L RECORDS		RPI 51-100		RPI 101-150		RPI 150+
24-20-0		0-2-0	3-3-0		OVERALL		2-9-0		5-4-0		14-2-0
15-8-0		0-1-0	0-0-0		HOME		1-3-0		2-2-0		12-2-0
7-12-0		0-1-0	2-3-0		AWAY		1-6-0		2-2-0		2-0-0
2-0-0		0-0-0	1-0-0		NEUTRAL		0-0-0		1-0-0		0-0-0
14-9-0		0-2-0	3-0-0		NON-CONFERENCE		1-4-0		2-1-0		8-2-0
7-4-0		0-1-0	0-0-0		HOME		0-1-0		1-0-0		6-2-0
5-5-0		0-1-0	2-0-		AWAY		1-3-0		0-1-0		2-0-0
2-0-0		0-0-0	1-0-0		NEUTRAL		0-0-0		1-0-0		0-0-0
10-11-0		0-0-0	0-3-0		CONFERENCE		1-5-0		3-3-0		6-0-0
8-4-0		0-0-0	0-0-0		HOME		1-2-0		1-2-0		6-0-0
2-7-0		0-0-0	0-3-0		AWAY		0-3-0		2-1-0		0-0-0
0-0-0		0-0-0	0-0-0		NEUTRAL		0-0-0		0-0-0		0-0-0
RPI S	Opponent	Score	RPI S	Opponent	Score	RPI S	Opponent	Score	RPI S	Opponent	Score
2 A	Louisville	2 14	28 A	Georgia	8 7	62 A	Jacksonville St.	7 9	101 H	FIU	7 8
2 H	Louisville	0 17	30 A	Rice	2 3	62 A	Jacksonville St.	4 5	101 H	FIU	7 8
			30 A	Rice	3 9	62 A	Jacksonville St.	7 8	101 H	FIU	3 2
			30 A	Rice	2 5	64 H	Louisiana Tech	6 3	109 N	Cincinnati	5 2
			37 N	South Ala.	11 10	64 H	Louisiana Tech	9 12	117 A	UAB	0 2
			40 A	Kentucky	14 6	64 H	Louisiana Tech	1 3	117 A	UAB	6 5
						65 H	Austin Peay	2 16	117 A	UAB	2 1
						67 A	Old Dominion	8 12	121 A	Evansville	2 6
						67 A	Old Dominion	3 8	121 H	Evansville	6 5
						67 A	Old Dominion	2 4	158 H	Middle Tenn.	3 1
						77 A	Tennessee	6 0	158 H	Middle Tenn.	10 4
									158 H	Middle Tenn.	2 1
									161 H	UTSA	8 5
									161 H	UTSA	14 10
									161 H	UTSA	7 5
									195 H	Albany (NY)	12 2
									195 H	Albany (NY)	4 7
									195 H	Albany (NY)	5 3
									208 A	Belmont	10 4
									208 H	Belmont	3 2
									221 A	Lipscomb	4 3
									221 H	Lipscomb	6 0
									242 H	Youngstown St.	7 8
									242 H	Youngstown St.	11 1
									242 H	Youngstown St.	5 3
LAST 15 GAMES			LAST 15 GAMES			LAST 15 GAMES			LAST 15 GAMES		
101 H	FIU	3 2	101 H	FIU	7 8	101 H	FIU	7 8	121 A	Evansville	2 6
221 A	Lipscomb	4 3	161 H	UTSA	8 5	208 H	Belmont	3 2	30 A	Rice	2 3

Non-Div. I Games:

Western Ky.

161 H UTSA	14	10
161 H UTSA	7	5

W
e
s
t
e
r
n
K
Y
.

W
e
s
t
e
r
n
K
Y
.

Average RPI Win: 166		WON-LOST RECORD		WINNING PCT. RANK		LAST 15 GAMES		STRENGTH OF SCHEDULE		OPP. STRENGTH OF SCHEDULE		TEAM RPI		ADJ RPI		CONF. RPI		ADJ CONF. RPI					
DIV. I ONLY		21-19-0		.525 129		10-5-0		94		103		91		.5286 91		7		7					
DIV. I NON-CONF.		14-11-0		.56 111		6-0-0		191		90		106		.52608 106		7		7					
TOTALS		RPI 1-25		RPI 26-50		W-L RECORDS		RPI 51-100		RPI 101-150		RPI 150+											
21-19-0		1-4-0		1-2-0		OVERALL		5-7-0		3-5-0		11-1-0											
10-4-0		1-2-0		0-0-0		HOME		2-1-0		2-1-0		5-0-0											
7-12-0		0-2-0		1-2-0		AWAY		3-4-0		1-4-0		2-0-0											
4-3-0		0-0-0		0-0-0		NEUTRAL		0-2-0		0-0-0		4-1-0											
14-11-0		0-2-0		1-2-0		NON-CONFERENCE		2-4-0		0-2-0		11-1-0											
5-0-0		0-0-0		0-0-0		HOME		0-0-0		0-0-0		5-0-0											
5-8-0		0-2-0		1-0-		AWAY		2-2-0		0-2-0		2-0-0											
4-3-0		0-0-0		0-0-0		NEUTRAL		0-2-0		0-0-0		4-1-0											
7-8-0		1-2-0		0-0-0		CONFERENCE		3-3-0		3-3-0		0-0-0											
5-4-0		1-2-0		0-0-0		HOME		2-1-0		2-1-0		0-0-0											
2-4-0		0-0-0		0-0-0		AWAY		1-2-0		1-2-0		0-0-0											
0-0-0		0-0-0		0-0-0		NEUTRAL		0-0-0		0-0-0		0-0-0											
RPI	S	Opponent		Score		RPI	S	Opponent		Score		RPI	S	Opponent		Score							
17	A	Coastal Caro.		4	12	34	A	Tulane		5	6	52	N	UNCG		9	20	102	H Penn St.	3	5		
17	A	Coastal Caro.		4	10	34	A	Tulane		5	2	52	N	UNCG		4	5	102	H Penn St.	6	1		
24	H	Minnesota		2	0	34	A	Tulane		0	3	70	A	Nebraska		7	9	102	H Penn St.	5	0		
24	H	Minnesota		6	14							70	A	Nebraska		8	9	120	A Iowa	3	4		
24	H	Minnesota		1	3							70	A	Nebraska		6	4	120	A Iowa	10	4		
												82	A	Indiana St.		4	5	120	A Iowa	3	4		
												97	H	Ohio St.		1	0	140	A Southern Ill.	2	3		
												97	H	Ohio St.		1	9	140	A Southern Ill.	0	1		
												97	H	Ohio St.		5	3	159	A Stetson	4	1		
												99	A	FGCU		2	3	205	N Northern Ill.	3	9		
												99	A	FGCU		4	2	205	N Northern Ill.	5	3		
												99	A	FGCU		4	2	216	A Illinois St.	8	3		
																		216	H Illinois St.	7	1		
																		250	N Villanova	4	2		
																		256	N Central Mich.	9	4		
																		263	H Saint Louis	6	4		
																		263	H Saint Louis	3	1		
																		263	H Saint Louis	6	2		
																		276	H Eastern Ill.	9	7		
																		276	N Eastern Ill.	5	4		
						LAST 15 GAMES																	
						24	H	Minnesota		6	14	263	H	Saint Louis		6	2						
						24	H	Minnesota		2	0	263	H	Saint Louis		3	1						
						24	H	Minnesota		1	3	263	H	Saint Louis		6	4						
						97	H	Ohio St.		5	3												
						97	H	Ohio St.		1	9												

Non-Div. I Games:

Illinois

97	H	Ohio St.	1	0
276	N	Eastern Ill.	5	4

I
l
l
i
n
o
i
s

I
l
l
i
n
o
i
s

132	H	Furman	8	4
132	H	Furman	8	7

RPI	S	Opponent	Score	
266	A	ETSU	9	8
266	A	ETSU	12	9
266	A	ETSU	7	5
287	A	Savannah St.	7	3
287	H	Savannah St.	16	6

Mercer

M
e
r
c
e
r

M
e
r
c
e
r

Average RPI Win: 153		WON-LOST RECORD		WINNING PCT. RANK		LAST 15 GAMES		STRENGTH OF SCHEDULE		OPP. STRENGTH OF SCHEDULE		TEAM RPI		ADJ RPI		CONF. RPI		ADJ CONF. RPI	
DIV. I ONLY		24-21-0		.53333 124		9-6-0		147		55		93		.52742 93		9		9	
DIV. I NON-CONF.		12-12-0		.5 147		3-1-0		153		23		92		.53297 92		8		8	
TOTALS		RPI 1-25		RPI 26-50		W-L RECORDS		RPI 51-100		RPI 101-150		RPI 150+							
24-21-0		1-2-0		1-3-0		OVERALL		0-5-0		10-7-0		12-4-0							
8-6-0		0-0-0		0-0-0		HOME		0-0-0		3-5-0		5-1-0							
16-15-0		1-2-0		1-3-0		AWAY		0-5-0		7-2-0		7-3-0							
0-0-0		0-0-0		0-0-0		NEUTRAL		0-0-0		0-0-0		0-0-0							
12-12-0		1-2-0		0-1-0		NON-CONFERENCE		0-5-0		5-3-0		6-1-0							
3-2-0		0-0-0		0-0-0		HOME		0-0-0		0-2-0		3-0-0							
9-10-0		1-2-0		0-0-		AWAY		0-5-0		5-1-0		3-1-0							
0-0-0		0-0-0		0-0-0		NEUTRAL		0-0-0		0-0-0		0-0-0							
12-9-0		0-0-0		1-2-0		CONFERENCE		0-0-0		5-4-0		6-3-0							
5-4-0		0-0-0		0-0-0		HOME		0-0-0		3-3-0		2-1-0							
7-5-0		0-0-0		1-2-0		AWAY		0-0-0		2-1-0		4-2-0							
0-0-0		0-0-0		0-0-0		NEUTRAL		0-0-0		0-0-0		0-0-0							
RPI S	Opponent	Score		RPI S	Opponent	Score		RPI S	Opponent	Score		RPI S	Opponent	Score					
23 A	TCU	5	3	36 A	BYU	1	4	70 A	Nebraska	4	6	101 A	FIU	8	4				
23 A	TCU	0	5	36 A	BYU	4	7	70 A	Nebraska	0	7	101 A	FIU	0	6				
23 A	TCU	0	1	36 A	BYU	10	5	70 A	Nebraska	0	3	101 A	FIU	10	3				
				39 A	Long Beach St.	4	6	70 A	Nebraska	4	5	101 A	FIU	5	4				
								85 A	UCLA	5	6	104 A	UC Irvine	7	2				
												104 H	UC Irvine	1	5				
												108 A	San Diego	1	5				
												108 A	San Diego	8	5				
												108 A	San Diego	7	2				
												114 H	Pepperdine	8	9				
												114 H	Pepperdine	7	0				
												114 H	Pepperdine	0	6				
												115 A	Southern California	8	0				
												115 H	Southern California	3	4				
												139 H	San Francisco	5	1				
												139 H	San Francisco	3	4				
												139 H	San Francisco	13	4				
												167 A	Santa Clara	11	8				
												167 A	Santa Clara	5	0				
												167 A	Santa Clara	1	9				
												171 H	UC Riverside	2	1				
												185 H	Hawaii	13	2				
												197 H	Portland	8	1				
												197 H	Portland	3	0				
												197 H	Portland	1	3				
												211 A	San Jose St.	5	8				
												211 A	San Jose St.	13	4				
				LAST 15 GAMES															
				167 A	Santa Clara	5	0	222 A	Pacific	1	7	197 H	Portland	8	1				
				167 A	Santa Clara	11	8	261 A	CSU Bakersfield	17	5	197 H	Portland	3	0				
				167 A	Santa Clara	1	9	114 H	Pepperdine	8	9	197 H	Portland	1	3				
				261 H	CSU Bakersfield	7	3					211 A	San Jose St.	5	8				
				185 H	Hawaii	13	2					211 A	San Jose St.	13	4				

Non-Div. I Games:

Loyola Marymount

222	A	Pacific	7	4
222	A	Pacific	9	1

RPI	S	Opponent	Score	
211	A	San Jose St.	4	3
222	A	Pacific	7	4
222	A	Pacific	1	7
222	A	Pacific	9	1
261	A	CSU Bakersfield	17	5
261	H	CSU Bakersfield	7	3

Loyola Marymount

L
o
y
o
l
a
M
a
r
y
m
o
u
n
t

L
o
y
o
l
a
M
a
r
y
m
o
u
n
t

Average RPI Win: 198		WON-LOST	WINNING	LAST 15	STRENGTH OF		OPP. STRENGTH	TEAM	ADJ	CONF.	ADJ CONF.
Average RPI Loss: 121		RECORD	PCT. RANK	GAMES	SCHEDULE		OF SCHEDULE	RPI	RPI	RPI	RPI
DIV. I ONLY		25-19-0	.56818	97	8-6-0		121	227	94	.52715	94
DIV. I NON-CONF.		13-10-0	.56522	107	2-3-0		111	224	69	.54393	69
TOTALS		RPI 1-25	RPI 26-50		W-L RECORDS		RPI 51-100		RPI 101-150		RPI 150+
25-19-0		0-2-0	0-4-0		OVERALL		3-5-0		4-1-0		18-7-0
14-3-0		0-0-0	0-0-0		HOME		3-1-0		1-0-0		10-2-0
8-15-0		0-2-0	0-4-0		AWAY		0-4-0		2-1-0		6-4-0
3-1-0		0-0-0	0-0-0		NEUTRAL		0-0-0		1-0-0		2-1-0
13-10-0		0-2-0	0-1-0		NON-CONFERENCE		1-4-0		4-1-0		8-2-0
5-0-0		0-0-0	0-0-0		HOME		1-0-0		1-0-0		3-0-0
5-9-0		0-2-0	0-0-		AWAY		0-4-0		2-1-0		3-1-0
3-1-0		0-0-0	0-0-0		NEUTRAL		0-0-0		1-0-0		2-1-0
12-9-0		0-0-0	0-3-0		CONFERENCE		2-1-0		0-0-0		10-5-0
9-3-0		0-0-0	0-0-0		HOME		2-1-0		0-0-0		7-2-0
3-6-0		0-0-0	0-3-0		AWAY		0-0-0		0-0-0		3-3-0
0-0-0		0-0-0	0-0-0		NEUTRAL		0-0-0		0-0-0		0-0-0
RPI S	Opponent	Score	RPI S	Opponent	Score	RPI S	Opponent	Score	RPI S	Opponent	Score
2 A	Louisville	5 9	38 A	Southeast Mo. St.	1 5	65 H	Austin Peay	7 6	134 H	Miami (OH)	17 3
8 A	North Carolina St.	5 7	38 A	Southeast Mo. St.	4 5	65 H	Austin Peay	2 6	143 N	Arkansas St.	2 1
			38 A	Southeast Mo. St.	5 6	65 H	Austin Peay	11 1	150 A	Xavier	3 2
			40 A	Kentucky	5 10	77 A	Tennessee	5 6	150 A	Xavier	3 1
						88 A	Marshall	5 6	150 A	Xavier	1 7
						88 H	Marshall	13 0	153 H	Longwood	9 8
						97 A	Ohio St.	3 7	190 N	Omaha	14 0
						97 A	Ohio St.	0 1	190 N	Omaha	5 6
									206 H	Tennessee Tech	6 1
									206 H	Tennessee Tech	5 4
									206 H	Tennessee Tech	11 6
									208 H	Belmont	9 0
									208 H	Belmont	12 11
									208 H	Belmont	8 20
									215 A	Ohio	3 15
									217 A	Eastern Ky.	16 2
									217 A	Eastern Ky.	6 8
									217 A	Eastern Ky.	3 19
									233 H	Siena	11 4
									233 H	Siena	24 7
									249 A	SIUE	2 0
									249 A	SIUE	11 2
									249 A	SIUE	0 2
									263 N	Saint Louis	4 1
									267 A	N.C. Central	4 1
									267 A	N.C. Central	24 4
									267 A	N.C. Central	4 2
LAST 15 GAMES			LAST 15 GAMES			LAST 15 GAMES			LAST 15 GAMES		
			65 H	Austin Peay	2 6	269 H	UT Martin	26 7			
			65 H	Austin Peay	7 6	269 H	UT Martin	4 6			
			65 H	Austin Peay	11 1	269 H	UT Martin	10 4			
			249 A	SIUE	11 2						
			249 A	SIUE	2 0						

Non-Div. I Games: West Va. Tech 15 3

Morehead St.

249	A	SIUE	0	2
215	A	Ohio	3	15

RPI	S	Opponent	Score	
269	H	UT Martin	10	4
269	H	UT Martin	4	6
269	H	UT Martin	26	7

Morehead St.

M
o
r
e
h
e
a
d
s
t
.

M
o
r
e
h
e
a
d
s
t
.

Average RPI Win: 200		WON-LOST RECORD		WINNING PCT. RANK		LAST 15 GAMES		STRENGTH OF SCHEDULE		OPP. STRENGTH OF SCHEDULE		TEAM RPI		ADJ RPI		CONF. RPI		ADJ CONF. RPI							
DIV. I ONLY		22-18-0		.55 113		10-5-0		122		256		95		.52676 95		25		25							
DIV. I NON-CONF.		9-11-0		.45 176		2-0-0		6		231		42		.56388 42		23		23							
TOTALS		RPI 1-25		RPI 26-50		W-L RECORDS		RPI 51-100		RPI 101-150		RPI 150+													
22-18-0		0-3-0		0-0-0		OVERALL		0-2-0		3-1-0		19-12-0													
9-3-0		0-0-0		0-0-0		HOME		0-0-0		1-1-0		8-2-0													
12-14-0		0-3-0		0-0-0		AWAY		0-2-0		1-0-0		11-9-0													
1-1-0		0-0-0		0-0-0		NEUTRAL		0-0-0		1-0-0		0-1-0													
9-11-0		0-3-0		0-0-0		NON-CONFERENCE		0-2-0		3-1-0		6-5-0													
1-1-0		0-0-0		0-0-0		HOME		0-0-0		1-1-0		0-0-0													
7-9-0		0-3-0		0-0-		AWAY		0-2-0		1-0-0		6-4-0													
1-1-0		0-0-0		0-0-0		NEUTRAL		0-0-0		1-0-0		0-1-0													
13-7-0		0-0-0		0-0-0		CONFERENCE		0-0-0		0-0-0		13-7-0													
8-2-0		0-0-0		0-0-0		HOME		0-0-0		0-0-0		8-2-0													
5-5-0		0-0-0		0-0-0		AWAY		0-0-0		0-0-0		5-5-0													
0-0-0		0-0-0		0-0-0		NEUTRAL		0-0-0		0-0-0		0-0-0													
RPI	S	Opponent		Score		RPI	S	Opponent		Score		RPI	S	Opponent		Score									
2	A	Louisville		2	4							102	N	Penn St.		6	2								
2	A	Louisville		0	11							67	A	Old Dominion		4	10	111	H	Seton Hall		7	4		
2	A	Louisville		1	9							67	A	Old Dominion		6	7	141	H	Monmouth		3	7		
												146	A	St. John's (NY)		9	4	151	A	Navy		0	1		
												151	A	Navy		4	1	151	A	Navy		0	7		
												151	A	Navy		0	1	151	A	Navy		0	7		
												174	A	Georgetown		7	3	174	A	Georgetown		8	4		
												174	A	Georgetown		3	4	174	A	Georgetown		4	0		
												174	A	Georgetown		4	0	177	A	Richmond		5	3		
												182	A	Columbia		4	8	182	A	Columbia		4	5		
												182	A	Columbia		6	2	182	A	Columbia		7	8		
												210	H	Dartmouth		2	1	210	H	Dartmouth		9	8		
						212	A	Yale		3	6	212	A	Yale		1	6								
						LAST 15 GAMES						228	H	Harvard		4	1								
						240	H	Cornell		7	2	228	H	Harvard		14	5								
						240	H	Cornell		3	4	234	H	Penn		3	1								
						240	A	Cornell		6	1	234	H	Penn		5	1								
						240	A	Cornell		4	3	234	H	Penn		2	5								
						182	A	Columbia		7	8	234	H	Penn		7	2								

Non-Div. I Games:

Princeton

182	A	Columbia	4	5
182	A	Columbia	6	2

RPI	S	Opponent	Score	
236	A	Brown	25	7
236	A	Brown	11	9
240	A	Cornell	4	3
240	A	Cornell	6	1
240	H	Cornell	3	4
240	H	Cornell	7	2
241	A	Rider	7	2
275	N	NYIT	1	2

Average RPI Win: 123		WON-LOST RECORD		WINNING PCT. RANK		LAST 15 GAMES		STRENGTH OF SCHEDULE		OPP. STRENGTH OF SCHEDULE		TEAM RPI		ADJ RPI		CONF. RPI		ADJ CONF. RPI	
DIV. I ONLY		23-18-0		.56098 103		8-7-0		108		77		96		.52636 96		12		12	
DIV. I NON-CONF.		10-7-0		.58824 92		2-1-0		110		32		96		.53196 96		12		12	
TOTALS		RPI 1-25		RPI 26-50		W-L RECORDS		RPI 51-100		RPI 101-150		RPI 150+							
23-18-0		2-0-0		1-2-0		OVERALL		8-5-0		4-2-0		8-9-0							
14-9-0		1-0-0		1-2-0		HOME		3-2-0		4-2-0		5-3-0							
9-9-0		1-0-0		0-0-0		AWAY		5-3-0		0-0-0		3-6-0							
0-0-0		0-0-0		0-0-0		NEUTRAL		0-0-0		0-0-0		0-0-0							
10-7-0		2-0-0		0-0-0		NON-CONFERENCE		2-2-0		4-2-0		2-3-0							
8-3-0		1-0-0		0-0-0		HOME		2-0-0		4-2-0		1-1-0							
2-4-0		1-0-0		0-0-		AWAY		0-2-0		0-0-0		1-2-0							
0-0-0		0-0-0		0-0-0		NEUTRAL		0-0-0		0-0-0		0-0-0							
13-11-0		0-0-0		1-2-0		CONFERENCE		6-3-0		0-0-0		6-6-0							
6-6-0		0-0-0		1-2-0		HOME		1-2-0		0-0-0		4-2-0							
7-5-0		0-0-0		0-0-0		AWAY		5-1-0		0-0-0		2-4-0							
0-0-0		0-0-0		0-0-0		NEUTRAL		0-0-0		0-0-0		0-0-0							
RPI	S	Opponent		Score		RPI	S	Opponent		Score		RPI	S	Opponent		Score			
15	A	LSU		7 0		48	H	Northwestern St.		2 1		54	H	Southeastern La.		7 6			
20	H	La.-Lafayette		7 2		48	H	Northwestern St.		7 8		54	H	Southeastern La.		0 4			
						48	H	Northwestern St.		1 7		54	H	Southeastern La.		7 8			
												56	A	Lamar		1 5			
												56	A	Lamar		1 0			
												56	A	Lamar		5 4			
												64	A	Louisiana Tech		7 9			
												64	H	Louisiana Tech		3 1			
												66	A	New Orleans		6 1			
												66	A	New Orleans		13 3			
												66	A	New Orleans		7 3			
												78	A	Houston		1 14			
												78	H	Houston		4 1			

Non-Div. I Games:

McNeese St.

54 H Southeastern La.	0	4
54 H Southeastern La.	7	8

M
c
N
e
e
s
e
s
t
.

M
c
N
e
e
s
e
s
t
.

[illegible]

Non-Div. I Games:

Ohio St.

91	A	Illinois	0	1
109	H	Cincinnati	9	0

O
h
i
o
s
t
.

O
h
i
o
s
t
.

Average RPI Win:		181	WON-LOST RECORD		WINNING PCT. RANK	LAST 15 GAMES		STRENGTH OF SCHEDULE		OPP. STRENGTH OF SCHEDULE	TEAM RPI	ADJ RPI	CONF. RPI	ADJ CONF. RPI					
Average RPI Loss:		99																	
DIV. I ONLY			28-14-0		.66667	36	6-9-0		236		80	98	.52415	98	11	11			
DIV. I NON-CONF.			25-6-0		.80645	15	3-1-0		262		58	67	.54553	67	13	13			
TOTALS		RPI 1-25		RPI 26-50		W-L RECORDS		RPI 51-100		RPI 101-150		RPI 150+							
28-14-0		1-3-0		0-0-0		OVERALL		3-5-0		9-3-0		15-3-0							
18-5-0		1-3-0		0-0-0		HOME		2-0-0		5-2-0		10-0-0							
9-8-0		0-0-0		0-0-0		AWAY		1-4-0		4-1-0		4-3-0							
1-1-0		0-0-0		0-0-0		NEUTRAL		0-1-0		0-0-0		1-0-0							
25-6-0		1-3-0		0-0-0		NON-CONFERENCE		3-2-0		7-0-0		14-1-0							
17-3-0		1-3-0		0-0-0		HOME		2-0-0		4-0-0		10-0-0							
7-2-0		0-0-0		0-0-		AWAY		1-1-0		3-0-0		3-1-0							
1-1-0		0-0-0		0-0-0		NEUTRAL		0-1-0		0-0-0		1-0-0							
3-8-0		0-0-0		0-0-0		CONFERENCE		0-3-0		2-3-0		1-2-0							
1-2-0		0-0-0		0-0-0		HOME		0-0-0		1-2-0		0-0-0							
2-6-0		0-0-0		0-0-0		AWAY		0-3-0		1-1-0		1-2-0							
0-0-0		0-0-0		0-0-0		NEUTRAL		0-0-0		0-0-0		0-0-0							
RPI	S	Opponent		Score		RPI	S	Opponent		Score		RPI	S	Opponent		Score			
22	H	Oklahoma St.		5	6			61	N	UConn		4	12	120	H	Iowa		8	6
24	H	Minnesota		5	7			65	A	Austin Peay		11	4	120	H	Iowa		5	4
24	H	Minnesota		5	12			73	H	Oral Roberts		5	0	120	H	Iowa		4	1
24	H	Minnesota		5	4			82	A	Indiana St.		2	4	121	H	Evansville		10	6
								82	A	Indiana St.		6	7	121	H	Evansville		1	7
								82	A	Indiana St.		1	2	121	H	Evansville		5	14
								89	A	Missouri		9	17	142	A	Bradley		8	3
								89	H	Missouri		16	1	142	A	Bradley		1	2
														143	H	Arkansas St.		15	11
														145	A	Central Ark.		6	5
														145	A	Central Ark.		12	1
														145	A	Central Ark.		10	6
														170	A	Wichita St.		2	9
														170	A	Wichita St.		1	11
														170	A	Wichita St.		6	1
														193	A	Kansas		1	2
														193	H	Kansas		18	11
														227	A	Memphis		8	7
														227	A	Memphis		6	4
														227	A	Memphis		7	4
														248	H	Western Ill.		15	3
														248	H	Western Ill.		13	4
														249	H	SIUE		11	1
														249	H	SIUE		6	2
														249	H	SIUE		12	5
														256	H	Central Mich.		9	1
														256	H	Central Mich.		2	0
LAST 15 GAMES																			
					82	A	Indiana St.	2	4			170	A	Wichita St.	6	1			
					82	A	Indiana St.	1	2			170	A	Wichita St.	1	11			
					82	A	Indiana St.	6	7			170	A	Wichita St.	2	9			
					89	A	Missouri	9	17										
					121	H	Evansville	1	7										

Non-Div. I Games:

Missouri St.

Missouri St.

121	H	Evansville	10	6
121	H	Evansville	5	14

Through Games Of May 1, 2016

RPI	S	Opponent	Score	
256	H	Central Mich.	7	1
263	H	Saint Louis	15	4
290	N	Alcorn	13	1

Missouri St.

M
i
s
s
o
u
r
i
s
t
.

M
i
s
s
o
u
r
i
s
t
.

Average RPI Win: 179		WON-LOST	WINNING	LAST 15	STRENGTH OF		OPP. STRENGTH	TEAM	ADJ	CONF.	ADJ CONF.
Average RPI Loss: 85		RECORD	PCT. RANK	GAMES	SCHEDULE		OF SCHEDULE	RPI	RPI	RPI	RPI
DIV. I ONLY		20-23-0	.46512	179	7-8-0		28	122	99	.52373	99
DIV. I NON-CONF.		14-17-0	.45161	174	1-2-0		23	129	94	.53268	94
TOTALS		RPI 1-25	RPI 26-50		W-L RECORDS		RPI 51-100		RPI 101-150		RPI 150+
20-23-0		0-5-0	1-4-0		OVERALL		3-6-0		2-4-0		14-4-0
13-8-0		0-1-0	1-0-0		HOME		3-5-0		0-0-0		9-2-0
7-14-0		0-4-0	0-4-0		AWAY		0-0-0		2-4-0		5-2-0
0-1-0		0-0-0	0-0-0		NEUTRAL		0-1-0		0-0-0		0-0-0
14-17-0		0-5-0	1-1-0		NON-CONFERENCE		2-4-0		2-4-0		9-3-0
7-5-0		0-1-0	1-0-0		HOME		2-3-0		0-0-0		4-1-0
7-11-0		0-4-0	0-0-0		AWAY		0-0-0		2-4-0		5-2-0
0-1-0		0-0-0	0-0-0		NEUTRAL		0-1-0		0-0-0		0-0-0
6-6-0		0-0-0	0-3-0		CONFERENCE		1-2-0		0-0-0		5-1-0
6-3-0		0-0-0	0-0-0		HOME		1-2-0		0-0-0		5-1-0
0-3-0		0-0-0	0-3-0		AWAY		0-0-0		0-0-0		0-0-0
0-0-0		0-0-0	0-0-0		NEUTRAL		0-0-0		0-0-0		0-0-0
RPI S	Opponent	Score	RPI S	Opponent	Score	RPI S	Opponent	Score	RPI S	Opponent	Score
1 A	Florida	2 4	29 A	Fla. Atlantic	2 5	51 N	Michigan St.	6 7	121 A	Evansville	1 5
1 A	Florida	4 8	29 H	Fla. Atlantic	3 2	55 H	North Florida	10 11	121 A	Evansville	7 13
1 A	Florida	3 12	46 A	Jacksonville	3 6	55 H	North Florida	4 2	121 A	Evansville	0 1
4 A	Miami (FL)	2 6	46 A	Jacksonville	0 5	55 H	North Florida	3 6	149 A	Florida A&M	8 6
4 H	Miami (FL)	0 4	46 A	Jacksonville	3 4	75 H	Rutgers	9 6	149 A	Florida A&M	9 14
						75 H	Rutgers	2 9	149 A	Florida A&M	6 5
						91 H	Illinois	2 4	159 H	Stetson	4 2
						91 H	Illinois	2 4	159 H	Stetson	3 5
						91 H	Illinois	3 2	159 H	Stetson	11 6
									168 A	South Fla.	13 6
									168 H	South Fla.	4 3
									192 A	Bethune-Cookman	15 5
									192 A	Bethune-Cookman	0 1
									192 A	Bethune-Cookman	9 6
									231 H	Quinnipiac	9 10
									231 H	Quinnipiac	8 4
									231 H	Quinnipiac	10 4
									231 H	Quinnipiac	10 3
									259 H	NJIT	6 5
									259 H	NJIT	10 1
									259 H	NJIT	4 3
									266 A	ETSU	11 10
									266 A	ETSU	7 4
									266 A	ETSU	4 6
			LAST 15 GAMES								
			55 H	North Florida	3 6	259 H	NJIT	4 3			
			55 H	North Florida	10 11	259 H	NJIT	6 5			
			55 H	North Florida	4 2	259 H	NJIT	10 1			
			46 A	Jacksonville	0 5						
			46 A	Jacksonville	3 6						

Non-Div. I Games:

FGCU

46	A	Jacksonville	3	4
29	A	Fla. Atlantic	2	5

Average RPI Win: 130		WON-LOST RECORD	WINNING PCT. RANK	LAST 15 GAMES	STRENGTH OF SCHEDULE	OPP. STRENGTH OF SCHEDULE	TEAM RPI	ADJ RPI	CONF. RPI	ADJ CONF. RPI							
Average RPI Loss: 72																	
DIV. I ONLY		20-17-0	.54054	118	8-6-0	115	17	100	.52325	100	3	3					
DIV. I NON-CONF.		10-7-0	.58824	92	0-0-0	115	11	62	.54761	62	3	3					
<hr/>																	
TOTALS		RPI 1-25		RPI 26-50		W-L RECORDS		RPI 51-100		RPI 101-150		RPI 150+					
20-17-0		2-4-0		4-4-0		OVERALL		0-5-0		5-2-0		9-2-0					
15-7-0		2-1-0		3-2-0		HOME		0-0-0		4-2-0		6-2-0					
5-10-0		0-3-0		1-2-0		AWAY		0-5-0		1-0-0		3-0-0					
0-0-0		0-0-0		0-0-0		NEUTRAL		0-0-0		0-0-0		0-0-0					
10-7-0		2-4-0		0-0-0		NON-CONFERENCE		0-2-0		1-0-0		7-1-0					
6-2-0		2-1-0		0-0-0		HOME		0-0-0		0-0-0		4-1-0					
4-5-0		0-3-0		0-0-		AWAY		0-2-0		1-0-0		3-0-0					
0-0-0		0-0-0		0-0-0		NEUTRAL		0-0-0		0-0-0		0-0-0					
10-10-0		0-0-0		4-4-0		CONFERENCE		0-3-0		4-2-0		2-1-0					
9-5-0		0-0-0		3-2-0		HOME		0-0-0		4-2-0		2-1-0					
1-5-0		0-0-0		1-2-0		AWAY		0-3-0		0-0-0		0-0-0					
0-0-0		0-0-0		0-0-0		NEUTRAL		0-0-0		0-0-0		0-0-0					
RPI	S	Opponent		Score		RPI	S	Opponent		Score		RPI	S	Opponent		Score	
9	H	UC Santa Barbara		13	1	33	A	Washington		2	0	51	A	Michigan St.		2	3
9	H	UC Santa Barbara		0	1	33	A	Washington		4	7	68	A	Notre Dame		3	6
9	H	UC Santa Barbara		3	1	33	A	Washington		6	9	85	A	UCLA		2	4
11	A	Mississippi St.		4	10	41	H	Oregon St.		10	11	85	A	UCLA		1	13
11	A	Mississippi St.		3	9	41	H	Oregon St.		7	6	85	A	UCLA		3	6
11	A	Mississippi St.		2	5	49	H	California		11	5						
						49	H	California		4	3						
						49	H	California		2	12						
						LAST 15 GAMES											
						183	H	Washington St.		11	7	41	H	Oregon St.		10	11
						183	H	Washington St.		8	0	115	H	Southern California		8	5
						183	H	Washington St.		0	4	115	H	Southern California		12	8
						41	H	Oregon St.		7	6						
						85	A	UCLA		1	13						

Non-Div. I Games:

Oregon

85 A UCLA	2	4
85 A UCLA	3	6

O
r
e
g
o
n

O
r
e
g
o
n

FIU

Average RPI Win: 130		WON-LOST	WINNING	LAST 15	STRENGTH OF		OPP. STRENGTH	TEAM	ADJ		CONF.	ADJ CONF.
Average RPI Loss: 84		RECORD	PCT. RANK	GAMES	SCHEDULE		OF SCHEDULE	RPI	RPI		RPI	RPI
DIV. I ONLY		21-24-0	.46667	177	7-8-0		31	75	101		4	4
DIV. I NON-CONF.		12-12-0	.5	147	2-1-0		27	91	112		4	4
TOTALS		RPI 1-25	RPI 26-50		W-L RECORDS		RPI 51-100		RPI 101-150		RPI 150+	
21-24-0		0-4-0	3-2-0		OVERALL		5-12-0		3-1-0		10-5-0	
12-13-0		0-0-0	2-1-0		HOME		2-9-0		3-1-0		5-2-0	
9-11-0		0-4-0	1-1-0		AWAY		3-3-0		0-0-0		5-3-0	
0-0-0		0-0-0	0-0-0		NEUTRAL		0-0-0		0-0-0		0-0-0	
12-12-0		0-4-0	1-1-0		NON-CONFERENCE		1-4-0		3-1-0		7-2-0	
9-7-0		0-0-0	0-0-0		HOME		1-4-0		3-1-0		5-2-0	
3-5-0		0-4-0	1-0-		AWAY		0-0-0		0-0-0		2-0-0	
0-0-0		0-0-0	0-0-0		NEUTRAL		0-0-0		0-0-0		0-0-0	
9-12-0		0-0-0	2-1-0		CONFERENCE		4-8-0		0-0-0		3-3-0	
3-6-0		0-0-0	2-1-0		HOME		1-5-0		0-0-0		0-0-0	
6-6-0		0-0-0	0-0-0		AWAY		3-3-0		0-0-0		3-3-0	
0-0-0		0-0-0	0-0-0		NEUTRAL		0-0-0		0-0-0		0-0-0	
RPI S	Opponent	Score	RPI S	Opponent	Score	RPI S	Opponent	Score	RPI S	Opponent	Score	
2 A	Louisville	0 7	29 H	Fla. Atlantic	7 6	64 A	Louisiana Tech	1 0	111 H	Seton Hall	5 1	
7 A	Ole Miss	5 16	29 H	Fla. Atlantic	4 3	64 A	Louisiana Tech	0 5	111 H	Seton Hall	10 1	
7 A	Ole Miss	2 9	29 H	Fla. Atlantic	1 9	64 A	Louisiana Tech	1 6	111 H	Seton Hall	1 2	
7 A	Ole Miss	4 7	46 A	Jacksonville	5 10	67 H	Old Dominion	1 11	111 H	Seton Hall	8 3	
			46 A	Jacksonville	3 2	67 H	Old Dominion	11 12	155 A	Charlotte	3 4	
						67 H	Old Dominion	2 10	155 A	Charlotte	8 5	
						88 H	Marshall	4 5	155 A	Charlotte	2 6	
						88 H	Marshall	10 5	159 H	Stetson	5 8	
						88 H	Marshall	5 6	161 A	UTSA	0 6	
						89 H	Missouri	6 7	161 A	UTSA	12 4	
						90 A	Western Ky.	8 7	161 A	UTSA	8 4	
						90 A	Western Ky.	2 3	168 A	South Fla.	6 5	
						90 A	Western Ky.	8 7	192 A	Bethune-Cookman	21 8	
						93 H	Loyola Marymount	4 5	192 H	Bethune-Cookman	4 3	
						93 H	Loyola Marymount	3 10	207 H	Manhattan	6 7	
						93 H	Loyola Marymount	6 0	207 H	Manhattan	5 2	
						93 H	Loyola Marymount	4 8	207 H	Manhattan	6 0	
									207 H	Manhattan	8 4	
									216 H	Illinois St.	11 6	
LAST 15 GAMES												
			90 A	Western Ky.	2 3	29 H	Fla. Atlantic	7 6				
			90 A	Western Ky.	8 7	64 A	Louisiana Tech	0 5				
			90 A	Western Ky.	8 7	64 A	Louisiana Tech	1 6				
			2 A	Louisville	0 7							
			168 A	South Fla.	6 5							

Non-Div. I Games: St. Thomas (FL) 6 1

FIU

29 H Fla. Atlantic	1	9
29 H Fla. Atlantic	4	3

F
I
U

F
I
U

Average RPI Win:		183	WON-LOST RECORD		WINNING PCT. RANK		LAST 15 GAMES		STRENGTH OF SCHEDULE		OPP. STRENGTH OF SCHEDULE		TEAM RPI		ADJ RPI		CONF. RPI		ADJ CONF. RPI				
Average RPI Loss:		70																					
DIV. I ONLY			25-20-0		.55556 108		8-7-0		127		106		102		.52207 102		7 7						
DIV. I NON-CONF.			15-12-0		.55556 114		2-2-0		56		164		82		.53748 82		7 7						
TOTALS		RPI 1-25		RPI 26-50		W-L RECORDS		RPI 51-100		RPI 101-150		RPI 150+											
25-20-0		0-4-0		4-4-0		OVERALL		3-9-0		3-1-0		15-2-0											
14-6-0		0-0-0		2-2-0		HOME		1-3-0		3-0-0		8-1-0											
8-11-0		0-3-0		2-2-0		AWAY		2-5-0		0-0-0		4-1-0											
3-3-0		0-1-0		0-0-0		NEUTRAL		0-1-0		0-1-0		3-0-0											
15-12-0		0-4-0		3-2-0		NON-CONFERENCE		0-3-0		3-1-0		9-2-0											
9-2-0		0-0-0		1-0-0		HOME		0-1-0		3-0-0		5-1-0											
3-7-0		0-3-0		2-0-		AWAY		0-1-0		0-0-0		1-1-0											
3-3-0		0-1-0		0-0-0		NEUTRAL		0-1-0		0-1-0		3-0-0											
10-8-0		0-0-0		1-2-0		CONFERENCE		3-6-0		0-0-0		6-0-0											
5-4-0		0-0-0		1-2-0		HOME		1-2-0		0-0-0		3-0-0											
5-4-0		0-0-0		0-0-0		AWAY		2-4-0		0-0-0		3-0-0											
0-0-0		0-0-0		0-0-0		NEUTRAL		0-0-0		0-0-0		0-0-0											
RPI	S	Opponent		Score		RPI	S	Opponent		Score		RPI	S	Opponent		Score							
3	A	South Carolina		1	7	26	A	UNCW		1	5	51	H	Michigan St.		2	5	105	H	Rhode Island		5	3
3	A	South Carolina		2	4	26	A	UNCW		2	11	51	H	Michigan St.		7	6	116	H	West Virginia		5	4
3	A	South Carolina		5	16	26	A	UNCW		5	4	51	H	Michigan St.		0	7	141	N	Monmouth		1	3
25	N	Bryant		1	3	43	A	Duke		2	1	75	A	Rutgers		0	5	144	H	Binghamton		5	2
						44	H	Pittsburgh		7	0	75	A	Rutgers		4	6	177	A	Richmond		5	6
						47	H	Maryland		1	7	75	A	Rutgers		7	5	226	H	Niagara		3	4
						47	H	Maryland		2	0	76	A	Kent St.		9	10	226	H	Niagara		16	4
						47	H	Maryland		3	8	76	H	Kent St.		2	6	226	H	Niagara		4	1
												91	A	Illinois		5	3	242	H	Youngstown St.		6	1
												91	A	Illinois		1	6	245	N	Army West Point		11	0
												91	A	Illinois		0	5	245	N	Army West Point		5	4
												95	N	Princeton		2	6	260	H	Purdue		3	1
																		260	H	Purdue		7	2
																		260	H	Purdue		7	6
																		262	A	Northwestern		11	3
																		262	A	Northwestern		8	2
																		262	A	Northwestern		4	2
																		265	A	Lafayette		20	12
																		271	H	Bucknell		9	5
																		271	H	Bucknell		8	1
																		275	N	NYIT		15	2
LAST 15 GAMES																							
47	H	Maryland		3	8	76	A	Kent St.		9	10												
47	H	Maryland		2	0	271	H	Bucknell		9	5												
47	H	Maryland		1	7	262	A	Northwestern		11	3												
76	H	Kent St.		2	6																		
75	A	Rutgers		7	5																		

Non-Div. I Games:

Penn St.

75 A Rutgers	4	6
75 A Rutgers	0	5

P
e
n
n
S
t
.

P
e
n
n
S
t
.

Average RPI Win:	200	WON-LOST RECORD	WINNING PCT. RANK	LAST 15 GAMES		STRENGTH OF SCHEDULE	OPP. STRENGTH OF SCHEDULE	TEAM RPI	ADJ RPI	CONF. RPI	ADJ CONF. RPI					
DIV. I ONLY		28-15-0	.65116	46	9-6-0	208	184	103	.52069	103	26	26				
DIV. I NON-CONF.		13-12-0	.52	139	1-3-0	63	121	120	.51852	120	27	27				
<hr/>																
TOTALS	RPI 1-25			RPI 26-50	W-L RECORDS		RPI 51-100			RPI 101-150		RPI 150+				
28-15-0	3-1-0			1-2-0	OVERALL		1-4-0			3-4-0		20-4-0				
20-4-0	3-1-0			1-0-0	HOME		0-1-0			3-1-0		13-1-0				
8-10-0	0-0-0			0-2-0	AWAY		1-3-0			0-3-0		7-2-0				
0-1-0	0-0-0			0-0-0	NEUTRAL		0-0-0			0-0-0		0-1-0				
13-12-0	3-1-0			1-2-0	NON-CONFERENCE		1-4-0			3-4-0		5-1-0				
12-3-0	3-1-0			1-0-0	HOME		0-1-0			3-1-0		5-0-0				
1-8-0	0-0-0			0-0-	AWAY		1-3-0			0-3-0		0-0-0				
0-1-0	0-0-0			0-0-0	NEUTRAL		0-0-0			0-0-0		0-1-0				
15-3-0	0-0-0			0-0-0	CONFERENCE		0-0-0			0-0-0		15-3-0				
8-1-0	0-0-0			0-0-0	HOME		0-0-0			0-0-0		8-1-0				
7-2-0	0-0-0			0-0-0	AWAY		0-0-0			0-0-0		7-2-0				
0-0-0	0-0-0			0-0-0	NEUTRAL		0-0-0			0-0-0		0-0-0				
RPI	S	Opponent	Score		RPI	S	Opponent	Score		RPI	S	Opponent	Score			
24	H	Minnesota	13	3	33	A	Washington	4	12	57	A	St. Mary's (CA)	5	10		
24	H	Minnesota	2	12	33	A	Washington	1	3	57	A	St. Mary's (CA)	0	1		
24	H	Minnesota	4	1	33	H	Washington	3	2	57	A	St. Mary's (CA)	2	5		
24	H	Minnesota	5	4						57	A	St. Mary's (CA)	4	1		
										100	H	Oregon	4	6		
												104	A	UC Irvine	0	4
												104	A	UC Irvine	2	3
												104	A	UC Irvine	4	8
												136	H	Oakland	10	1
												136	H	Oakland	7	1
												136	H	Oakland	4	5
												136	H	Oakland	2	0
												162	A	Utah Valley	8	9
												162	A	Utah Valley	5	3
												162	A	Utah Valley	1	0
												191	H	Grand Canyon	4	1
												191	H	Grand Canyon	10	3
												191	H	Grand Canyon	4	8
												197	H	Portland	4	3
												197	N	Portland	3	4
												261	H	CSU Bakersfield	10	4
												261	H	CSU Bakersfield	7	3
												261	H	CSU Bakersfield	6	3
												268	H	Bowling Green	7	0
												268	H	Bowling Green	7	0
												268	H	Bowling Green	9	3
												268	H	Bowling Green	3	0
					LAST 15 GAMES							279	H	UTRGV	5	3
					279	H	UTRGV	6	4			33	H	Washington	3	2
					279	H	UTRGV	5	3			191	H	Grand Canyon	4	8
					279	H	UTRGV	7	4							
					33	A	Washington	1	3			281	A	North Dakota	7	5
					162	A	Utah Valley	1	0			281	A	North Dakota	12	6

Non-Div. I Games:

Seattle

Seattle

162	A	Utah Valley	5	3
162	A	Utah Valley	8	9

Through Games Of May 1, 2016

RPI	S	Opponent	Score	
281	A	North Dakota	2	15
291	A	Chicago St.	12	2
291	A	Chicago St.	14	1
291	A	Chicago St.	12	4

Seattle

S
e
a
t
t
l
e

S
e
a
t
t
l
e

Average RPI Win:	147	WON-LOST RECORD	WINNING PCT. RANK	LAST 15 GAMES	STRENGTH OF SCHEDULE	OPP. STRENGTH OF SCHEDULE	TEAM RPI	ADJ RPI	CONF. RPI	ADJ CONF. RPI					
DIV. I ONLY		25-16-0	.60976	75	9-6-0	214	56	104	.52058	104	8	8			
DIV. I NON-CONF.		18-8-0	.69231	50	3-1-0	252	36	99	.53068	99	9	9			
<hr/>															
TOTALS	RPI 1-25	RPI 26-50		W-L RECORDS		RPI 51-100		RPI 101-150		RPI 150+					
25-16-0	0-0-0	3-4-0		OVERALL		2-3-0		9-0-0		11-9-0					
14-6-0	0-0-0	2-2-0		HOME		0-1-0		7-0-0		5-3-0					
11-10-0	0-0-0	1-2-0		AWAY		2-2-0		2-0-0		6-6-0					
0-0-0	0-0-0	0-0-0		NEUTRAL		0-0-0		0-0-0		0-0-0					
18-8-0	0-0-0	1-0-0		NON-CONFERENCE		2-3-0		9-0-0		6-5-0					
11-3-0	0-0-0	1-0-0		HOME		0-1-0		7-0-0		3-2-0					
7-5-0	0-0-0	0-0-		AWAY		2-2-0		2-0-0		3-3-0					
0-0-0	0-0-0	0-0-0		NEUTRAL		0-0-0		0-0-0		0-0-0					
7-8-0	0-0-0	2-4-0		CONFERENCE		0-0-0		0-0-0		5-4-0					
3-3-0	0-0-0	1-2-0		HOME		0-0-0		0-0-0		2-1-0					
4-5-0	0-0-0	1-2-0		AWAY		0-0-0		0-0-0		3-3-0					
0-0-0	0-0-0	0-0-0		NEUTRAL		0-0-0		0-0-0		0-0-0					
RPI	S	Opponent	Score	RPI	S	Opponent	Score	RPI	S	Opponent	Score	RPI	S	Opponent	Score
				39	A	Long Beach St.	7 2	77	A	Tennessee	2 0	103	H	Seattle	8 4
				39	A	Long Beach St.	3 8	77	A	Tennessee	4 14	103	H	Seattle	3 2
				39	A	Long Beach St.	2 3	77	A	Tennessee	1 12	103	H	Seattle	4 0
				42	H	Cal St. Fullerton	2 7	93	A	Loyola Marymount	5 1	108	A	San Diego	9 2
				42	H	Cal St. Fullerton	4 6	93	H	Loyola Marymount	2 7	115	A	Southern California	6 5
				42	H	Cal St. Fullerton	2 0					137	H	Nevada	4 1
				47	H	Maryland	9 5					137	H	Nevada	8 7
												137	H	Nevada	6 0
												148	H	UNLV	15 2
												161	H	UTSA	8 3
												161	H	UTSA	2 12
												161	H	UTSA	7 3
												171	H	UC Riverside	8 3
												171	H	UC Riverside	2 1
												171	H	UC Riverside	1 3
												185	A	Hawaii	14 4
												185	A	Hawaii	5 8
												185	A	Hawaii	4 8
												209	A	San Diego St.	1 5
												209	H	San Diego St.	2 4
												211	A	San Jose St.	11 0
												211	A	San Jose St.	3 9
												211	A	San Jose St.	3 2
												211	A	San Jose St.	5 8
												252	A	UC Davis	6 9
												252	A	UC Davis	6 4
												252	A	UC Davis	11 1
LAST 15 GAMES															
				42	H	Cal St. Fullerton	2 7	252	A	UC Davis	6 9	211	A	San Jose St.	3 2
				42	H	Cal St. Fullerton	4 6	209	A	San Diego St.	1 5	211	A	San Jose St.	5 8
				42	H	Cal St. Fullerton	2 0	39	A	Long Beach St.	7 2	252	A	UC Davis	6 9
				115	A	Southern California	6 5					252	A	UC Davis	6 4
				148	H	UNLV	15 2					252	A	UC Davis	11 1

Non-Div. I Games:

UC Irvine

252	A	UC Davis	11	1
252	A	UC Davis	6	4

RPI	S	Opponent	Score	
261	A	CSU Bakersfield	7	6
261	H	CSU Bakersfield	9	6

UC Irvine

U
C
I
r
v
i
n
e

U
C
I
r
v
i
n
e

Average RPI Win:		188	WON-LOST RECORD		WINNING PCT. RANK		LAST 15 GAMES		STRENGTH OF SCHEDULE		OPP. STRENGTH OF SCHEDULE		TEAM RPI		ADJ RPI		CONF. RPI		ADJ CONF. RPI				
DIV. I ONLY			19-21-0		.475	173	8-7-0		100		207		105		.52051		105	24		24			
DIV. I NON-CONF.			8-16-0		.33333	237	2-4-0		124		111		166		.49216		164	26		26			
TOTALS		RPI 1-25		RPI 26-50		W-L RECORDS		RPI 51-100		RPI 101-150		RPI 150+											
19-21-0		0-4-0		1-2-0		OVERALL		2-3-0		2-2-0		14-10-0											
6-4-0		0-1-0		0-0-0		HOME		2-1-0		0-0-0		4-2-0											
12-16-0		0-3-0		1-2-0		AWAY		0-1-0		2-2-0		9-8-0											
1-1-0		0-0-0		0-0-0		NEUTRAL		0-1-0		0-0-0		1-0-0											
8-16-0		0-4-0		1-2-0		NON-CONFERENCE		0-2-0		0-1-0		7-7-0											
1-3-0		0-1-0		0-0-0		HOME		0-0-0		0-0-0		1-2-0											
7-12-0		0-3-0		1-0-		AWAY		0-1-0		0-1-0		6-5-0											
0-1-0		0-0-0		0-0-0		NEUTRAL		0-1-0		0-0-0		0-0-0											
11-5-0		0-0-0		0-0-0		CONFERENCE		2-1-0		2-1-0		7-3-0											
5-1-0		0-0-0		0-0-0		HOME		2-1-0		0-0-0		3-0-0											
5-4-0		0-0-0		0-0-0		AWAY		0-0-0		2-1-0		3-3-0											
1-0-0		0-0-0		0-0-0		NEUTRAL		0-0-0		0-0-0		1-0-0											
RPI	S	Opponent		Score		RPI	S	Opponent		Score		RPI	S	Opponent		Score		RPI	S	Opponent		Score	
6	A	Florida St.		1	19	47	A	Maryland		0	1	60	A	Hartford		13	14	102	A	Penn St.		3	5
6	A	Florida St.		1	8	47	A	Maryland		10	13	82	N	Indiana St.		2	8	133	A	Saint Joseph's		4	2
6	A	Florida St.		4	23	47	A	Maryland		2	1	83	H	VCU		3	7	133	A	Saint Joseph's		3	8
25	H	Bryant		5	6							83	H	VCU		5	1	133	A	Saint Joseph's		5	1
												83	H	VCU		7	3	162	A	Winthrop		7	8
																		162	A	Winthrop		4	8
																		162	A	Winthrop		11	7
																		166	A	Campbell		7	6
																		175	A	Holy Cross		3	5
																		179	H	Northeastern		2	6
																		200	N	Davidson		13	4
																		203	A	Fordham		0	8
																		203	A	Fordham		2	4
																		203	A	Fordham		3	1
																		220	H	Central Conn. St.		5	1
																		223	A	Towson		1	7
																		223	A	Towson		7	2
																		223	A	Towson		9	4
																		225	H	St. Bonaventure		4	1
																		225	H	St. Bonaventure		6	3
																		225	H	St. Bonaventure		3	1
								LAST 15 GAMES										231	H	Quinnipiac		1	2
								133 A Saint Joseph's		3	8			225 H St. Bonaventure		4	1	236	A	Brown		10	6
								133 A Saint Joseph's		5	1			231 H Quinnipiac		1	2	243	A	Maine		6	4
								133 A Saint Joseph's		4	2			60 A Hartford		13	14	243	A	Maine		0	1
								243 A Maine		0	1							274	A	George Mason		1	2
								243 A Maine		6	4							274	A	George Mason		5	2

Non-Div. I Games:

Rhode Island

225 H St. Bonaventure	6	3
225 H St. Bonaventure	3	1

RPI	S	Opponent	Score	
274	A	George Mason	4	3

Rhode Island

R
h
o
d
e
I
s
l
a
n
d

R
h
o
d
e
I
s
l
a
n
d

Average RPI Win:	173	WON-LOST	WINNING	LAST 15	STRENGTH OF	OPP. STRENGTH	TEAM	ADJ	CONF.	ADJ CONF.		
Average RPI Loss:	98	RECORD	PCT. RANK	GAMES	SCHEDULE	OF SCHEDULE	RPI	RPI	RPI	RPI		
DIV. I ONLY		19-20-0	.48718	162	9-5-0	116	186	106	.52009	106	19	19
DIV. I NON-CONF.		8-13-0	.38095	221	3-1-0	74	99	118	.51896	118	14	14
<hr/>												
TOTALS	RPI 1-25	RPI 26-50		W-L RECORDS		RPI 51-100		RPI 101-150		RPI 150+		
19-20-0	0-0-0	1-3-0		OVERALL		3-10-0		2-1-0		13-6-0		
6-5-0	0-0-0	0-0-0		HOME		1-2-0		0-0-0		5-3-0		
13-15-0	0-0-0	1-3-0		AWAY		2-8-0		2-1-0		8-3-0		
0-0-0	0-0-0	0-0-0		NEUTRAL		0-0-0		0-0-0		0-0-0		
8-13-0	0-0-0	1-3-0		NON-CONFERENCE		2-8-0		0-0-0		5-2-0		
2-1-0	0-0-0	0-0-0		HOME		0-0-0		0-0-0		2-1-0		
6-12-0	0-0-0	1-0-		AWAY		2-8-0		0-0-0		3-1-0		
0-0-0	0-0-0	0-0-0		NEUTRAL		0-0-0		0-0-0		0-0-0		
11-7-0	0-0-0	0-0-0		CONFERENCE		1-2-0		2-1-0		8-4-0		
4-4-0	0-0-0	0-0-0		HOME		1-2-0		0-0-0		3-2-0		
7-3-0	0-0-0	0-0-0		AWAY		0-0-0		2-1-0		5-2-0		
0-0-0	0-0-0	0-0-0		NEUTRAL		0-0-0		0-0-0		0-0-0		
RPI	S	Opponent	Score	RPI	S	Opponent	Score	RPI	S	Opponent	Score	
				50	A	Dallas Baptist	4 10	62	A	Jacksonville St.	3 9	
				50	A	Dallas Baptist	2 9	62	A	Jacksonville St.	10 11	
				50	A	Dallas Baptist	6 1	62	A	Jacksonville St.	14 4	
				50	A	Dallas Baptist	1 2	64	A	Louisiana Tech	8 3	
								64	A	Louisiana Tech	5 7	
								64	A	Louisiana Tech	2 7	
								66	A	New Orleans	8 9	
								66	A	New Orleans	3 5	
								66	A	New Orleans	0 9	
								68	A	Notre Dame	1 3	
								69	H	Wright St.	3 2	
								69	H	Wright St.	3 7	
								69	H	Wright St.	6 9	
									</			

Non-Div. I Games: Purdue-North Cent. 17 6

Valparaiso

165 H Milwaukee	5	3
180 A Ill.-Chicago	5	2

V
a
l
p
a
r
a
i
s
o

V
a
l
p
a
r
a
i
s
o

Average RPI Win:	151	WON-LOST RECORD	WINNING PCT. RANK	LAST 15 GAMES	STRENGTH OF SCHEDULE	OPP. STRENGTH OF SCHEDULE	TEAM RPI	ADJ RPI	CONF. RPI	ADJ CONF. RPI				
DIV. I ONLY		23-22-0	.51111	143	6-9-0	75	82	107	.51964	107	10	10		
DIV. I NON-CONF.		14-10-0	.58333	95	1-2-0	89	68	89	.53359	89	10	10		
<hr/>														
TOTALS	RPI 1-25	RPI 26-50		W-L RECORDS		RPI 51-100		RPI 101-150		RPI 150+				
23-22-0	3-7-0	0-4-0		OVERALL		3-3-0		7-4-0		10-4-0				
15-12-0	2-5-0	0-0-0		HOME		0-0-0		5-4-0		8-3-0				
8-10-0	1-2-0	0-4-0		AWAY		3-3-0		2-0-0		2-1-0				
0-0-0	0-0-0	0-0-0		NEUTRAL		0-0-0		0-0-0		0-0-0				
14-10-0	2-5-0	0-1-0		NON-CONFERENCE		1-2-0		4-1-0		7-1-0				
10-5-0	1-3-0	0-0-0		HOME		0-0-0		2-1-0		7-1-0				
4-5-0	1-2-0	0-0-		AWAY		1-2-0		2-0-0		0-0-0				
0-0-0	0-0-0	0-0-0		NEUTRAL		0-0-0		0-0-0		0-0-0				
9-12-0	1-2-0	0-3-0		CONFERENCE		2-1-0		3-3-0		3-3-0				
5-7-0	1-2-0	0-0-0		HOME		0-0-0		3-3-0		1-2-0				
4-5-0	0-0-0	0-3-0		AWAY		2-1-0		0-0-0		2-1-0				
0-0-0	0-0-0	0-0-0		NEUTRAL		0-0-0		0-0-0		0-0-0				
RPI	S	Opponent	Score		RPI	S	Opponent	Score		RPI	S	Opponent	Score	
5	A	Texas A&M	3	7	37	A	South Ala.	3	4	64	A	Louisiana Tech	3	8
13	H	Texas Tech	4	6	37	A	South Ala.	3	4	64	A	Louisiana Tech	8	12
20	H	La.-Lafayette	6	19	37	A	South Ala.	4	6	64	A	Louisiana Tech	5	4
20	H	La.-Lafayette	4	1	50	A	Dallas Baptist	2	13	80	A	Troy	2	5
20	H	La.-Lafayette	4	6						80	A	Troy	18	5
22	H	Oklahoma St.	3	2						80	A	Troy	4	2
22	H	Oklahoma St.	3	5										
23	A	TCU	4	3										
23	A	TCU	1	5										
23	H	TCU	4	17										

Non-Div. I Games:

UT Arlington

80 A Troy	18	5
80 A Troy	2	5

U
T
A
r
l
i
n
g
t
o
n

U
T
A
r
l
i
n
g
t
o
n

Average RPI Win:		134	WON-LOST RECORD		WINNING PCT. RANK		LAST 15 GAMES		STRENGTH OF SCHEDULE		OPP. STRENGTH OF SCHEDULE		TEAM RPI		ADJ RPI		CONF. RPI		ADJ CONF. RPI				
Average RPI Loss:		89																					
DIV. I ONLY			23-24-0		.48936 154		7-8-0		84		65		108		.51936 108		9		9				
DIV. I NON-CONF.			13-13-0		.5 147		1-3-0		46		55		110		.52485 110		8		8				
TOTALS		RPI 1-25		RPI 26-50		W-L RECORDS		RPI 51-100		RPI 101-150		RPI 150+											
23-24-0		0-4-0		2-5-0		OVERALL		4-4-0		8-7-0		9-4-0											
11-11-0		0-0-0		1-2-0		HOME		3-4-0		3-2-0		4-3-0											
9-12-0		0-3-0		1-3-0		AWAY		1-0-0		3-5-0		4-1-0											
3-1-0		0-1-0		0-0-0		NEUTRAL		0-0-0		2-0-0		1-0-0											
13-13-0		0-4-0		1-3-0		NON-CONFERENCE		2-0-0		6-3-0		4-3-0											
7-6-0		0-0-0		1-2-0		HOME		1-0-0		3-2-0		2-2-0											
3-6-0		0-3-0		0-0-		AWAY		1-0-0		1-1-0		1-1-0											
3-1-0		0-1-0		0-0-0		NEUTRAL		0-0-0		2-0-0		1-0-0											
10-11-0		0-0-0		1-2-0		CONFERENCE		2-4-0		2-4-0		5-1-0											
4-5-0		0-0-0		0-0-0		HOME		2-4-0		0-0-0		2-1-0											
6-6-0		0-0-0		1-2-0		AWAY		0-0-0		2-4-0		3-0-0											
0-0-0		0-0-0		0-0-0		NEUTRAL		0-0-0		0-0-0		0-0-0											
RPI	S	Opponent		Score		RPI	S	Opponent		Score		RPI	S	Opponent		Score		RPI	S	Opponent		Score	
9	N	UC Santa Barbara		3	9	34	H	Tulane		7	6	57	H	St. Mary's (CA)		1	9	104	H	UC Irvine		2	9
12	A	Vanderbilt		1	17	36	A	BYU		13	7	57	H	St. Mary's (CA)		4	0	112	H	William & Mary		7	3
12	A	Vanderbilt		4	8	36	A	BYU		2	12	57	H	St. Mary's (CA)		0	9	112	H	William & Mary		11	13
12	A	Vanderbilt		6	13	36	A	BYU		1	13	59	A	Arizona St.		6	3	112	H	William & Mary		9	3
						41	H	Oregon St.		2	7	70	H	Nebraska		17	5	114	A	Pepperdine		6	4
						41	H	Oregon St.		2	5	93	H	Loyola Marymount		5	8	114	A	Pepperdine		0	8
						42	A	Cal St. Fullerton		2	4	93	H	Loyola Marymount		5	1	114	A	Pepperdine		7	2
												93	H	Loyola Marymount		2	7	129	A	Baylor		3	6
																		129	A	Baylor		5	3
																		139	A	San Francisco		3	13
																		139	A	San Francisco		2	8
																		139	A	San Francisco		6	7
																		147	N	New Mexico St.		5	1
																		147	N	New Mexico St.		10	1
																		148	H	UNLV		13	7
																		167	H	Santa Clara		7	1
																		167	H	Santa Clara		9	4
																		167	H	Santa Clara		5	7
																		171	A	UC Riverside		2	3
																		171	H	UC Riverside		4	5
																		182	H	Columbia		21	5
																		182	H	Columbia		6	3
																		197	A	Portland		9	5
																		197	A	Portland		7	3
																		197	A	Portland		9	1
																		209	A	San Diego St.		4	2
																		209	H	San Diego St.		3	7

Non-Div. I Games:

San Diego

139	A	San Francisco	6	7
139	A	San Francisco	3	13

RPI	S	Opponent	Score	
209	N	San Diego St.	9	6

San Diego

S
a
n
D
i
e
g
o

S
a
n
D
i
e
g
o

Average RPI Win:	149	WON-LOST RECORD	WINNING PCT. RANK	LAST 15 GAMES	STRENGTH OF SCHEDULE	OPP. STRENGTH OF SCHEDULE	TEAM RPI	ADJ RPI	CONF. RPI	ADJ CONF. RPI		
DIV. I ONLY		21-22-1	.48864	157	7-7-1	52	92	109	.51919	109	6	6
DIV. I NON-CONF.		12-17-0	.41379	198	0-3-0	47	122	146	.49894	146	6	6
<hr/>												
TOTALS	RPI 1-25	RPI 26-50		W-L RECORDS		RPI 51-100		RPI 101-150		RPI 150+		
21-22-1	1-4-0	3-5-1		OVERALL		2-6-0		4-3-0		11-4-0		
16-5-0	0-0-0	0-0-0		HOME		2-2-0		3-1-0		11-2-0		
5-10-1	1-3-0	3-4-1		AWAY		0-2-0		1-1-0		0-0-0		
0-7-0	0-1-0	0-1-0		NEUTRAL		0-2-0		0-1-0		0-2-0		
12-17-0	1-4-0	0-3-0		NON-CONFERENCE		0-5-0		4-3-0		7-2-0		
10-2-0	0-0-0	0-0-0		HOME		0-1-0		3-1-0		7-0-0		
2-8-0	1-3-0	0-0-		AWAY		0-2-0		1-1-0		0-0-0		
0-7-0	0-1-0	0-1-0		NEUTRAL		0-2-0		0-1-0		0-2-0		
9-5-1	0-0-0	3-2-1		CONFERENCE		2-1-0		0-0-0		4-2-0		
6-3-0	0-0-0	0-0-0		HOME		2-1-0		0-0-0		4-2-0		
3-2-1	0-0-0	3-2-1		AWAY		0-0-0		0-0-0		0-0-0		
0-0-0	0-0-0	0-0-0		NEUTRAL		0-0-0		0-0-0		0-0-0		
RPI	S	Opponent	Score	RPI	S	Opponent	Score	RPI	S	Opponent	Score	
7	N	Ole Miss	1 7	28	A	Georgia	6 7	61	H	UConn	3 2	
15	A	LSU	0 4	34	A	Tulane	0 1	61	H	UConn	2 4	
15	A	LSU	5 6	34	A	Tulane	7 4	61	H	UConn	3 2	
15	A	LSU	4 12	34	A	Tulane	2 1	69	H	Wright St.	5 7	
17	A	Coastal Caro.	10 7	35	A	East Carolina	3 3	69	N	Wright St.	1 6	
				35	A	East Carolina	4 6	77	A	Tennessee	1 7	
				35	A	East Carolina	3 0	90	N	Western Ky.	2 5	
				37	N	South Ala.	2 3	97	A	Ohio St.	0 9	
				40	A	Kentucky	4 8					
		</										

Non-Div. I Games:

Cincinnati

227	H	Memphis	1	0
97	A	Ohio St.	0	9

C
i
n
c
i
n
n
a
t
i

C
i
n
c
i
n
n
a
t
i

Average RPI Win:	127	WON-LOST RECORD	WINNING PCT. RANK	LAST 15 GAMES	STRENGTH OF SCHEDULE	OPP. STRENGTH OF SCHEDULE	TEAM RPI	ADJ RPI	CONF. RPI	ADJ CONF. RPI	
DIV. I ONLY		20-24-0	.45455 186	6-9-0	14	71	110	.51904 110	1	1	
DIV. I NON-CONF.		12-10-0	.54545 125	1-2-0	64	265	145	.49987 145	2	2	
<hr/>											
TOTALS	RPI 1-25	RPI 26-50		W-L RECORDS	RPI 51-100		RPI 101-150		RPI 150+		
20-24-0	3-9-0	2-2-0		OVERALL	6-9-0		3-0-0		6-4-0		
17-12-0	2-5-0	2-2-0		HOME	4-2-0		3-0-0		6-3-0		
2-9-0	1-3-0	0-0-0		AWAY	1-5-0		0-0-0		0-1-0		
1-3-0	0-1-0	0-0-0		NEUTRAL	1-2-0		0-0-0		0-0-0		
12-10-0	1-2-0	0-1-0		NON-CONFERENCE	2-3-0		3-0-0		6-4-0		
11-6-0	0-1-0	0-1-0		HOME	2-1-0		3-0-0		6-3-0		
1-1-0	1-0-0	0-0-		AWAY	0-0-0		0-0-0		0-1-0		
0-3-0	0-1-0	0-0-0		NEUTRAL	0-2-0		0-0-0		0-0-0		
8-14-0	2-7-0	2-1-0		CONFERENCE	4-6-0		0-0-0		0-0-0		
6-6-0	2-4-0	2-1-0		HOME	2-1-0		0-0-0		0-0-0		
1-8-0	0-3-0	0-0-0		AWAY	1-5-0		0-0-0		0-0-0		
1-0-0	0-0-0	0-0-0		NEUTRAL	1-0-0		0-0-0		0-0-0		
RPI S	Opponent	Score	RPI S	Opponent	Score	RPI S	Opponent	Score	RPI S	Opponent	Score
5 H	Texas A&M	10 12	37 H	South Ala.	5 8	51 N	Michigan St.	0 3	138 H	Alabama St.	11 0
5 H	Texas A&M	9 7	40 H	Kentucky	10 6	53 N	Alabama	10 1	138 H	Alabama St.	11 2
5 H	Texas A&M	8 12	40 H	Kentucky	6 9	73 H	Oral Roberts	7 8	149 H	Florida A&M	11 2
7 A	Ole Miss	4 6	40 H	Kentucky	5 2	73 H	Oral Roberts	10 1	154 H	Sacramento St.	6 7
7 A	Ole Miss	4 7				73 H	Oral Roberts	18 11	154 H	Sacramento St.	10 5
7 A	Ole Miss	5 6				77 H	Tennessee	2 0	154 H	Sacramento St.	5 6
15 H	LSU	8 5				77 H	Tennessee	7 6	194 A	Kennesaw St.	5 6
15 H	LSU	6 8				77 H	Tennessee	4 13	219 H	Georgia St.	7 4
15 H	LSU	5 10				79 A	Arkansas	1 3	294 H	Southern U.	7 0
18 A	Georgia Tech	14 3				79 A	Arkansas	7 14	294 H	Southern U.	18 6
18 H	Georgia Tech	1 4				79 A	Arkansas	2 3	294 H	Southern U.	5 6
19 N	Southern Miss.	1 3				80 N	Troy	3 4	297 H	Alabama A&M	15 1
						89 A	Missouri	11 9	297 H	Alabama A&M	5 0
						89 A	Missouri	0 2			
						89 A	Missouri	3 4			
<hr/>											
LAST 15 GAMES											
40 H Kentucky 6 9						138 H Alabama St. 11 2					
40 H Kentucky 10 6						77 H Tennessee 7 6					
40 H Kentucky 5 2						77 H Tennessee 2 0					
37 H South Ala. 5 8											
7 A Ole Miss 5 6											

Non-Div. I Games:

Auburn

7 A Ole Miss	4	7
7 A Ole Miss	4	6

A
u
b
u
r
n

A
u
b
u
r
n

Average RPI Win: 204		WON-LOST	WINNING	LAST 15	STRENGTH OF		OPP. STRENGTH	TEAM	ADJ		CONF.	ADJ CONF.
Average RPI Loss: 119		RECORD	PCT. RANK	GAMES	SCHEDULE		OF SCHEDULE	RPI	RPI		RPI	RPI
DIV. I ONLY		31-14-0	.68889	30	10-5-0		257	172	111		18	18
DIV. I NON-CONF.		26-10-0	.72222	39	5-2-0		275	194	130		16	16
TOTALS		RPI 1-25	RPI 26-50		W-L RECORDS		RPI 51-100		RPI 101-150		RPI 150+	
31-14-0		1-2-0	0-0-0		OVERALL		3-5-0		5-3-0		22-4-0	
20-2-0		0-0-0	0-0-0		HOME		1-0-0		1-0-0		18-2-0	
4-9-0		1-2-0	0-0-0		AWAY		0-2-0		1-3-0		2-2-0	
7-3-0		0-0-0	0-0-0		NEUTRAL		2-3-0		3-0-0		2-0-0	
26-10-0		0-0-0	0-0-0		NON-CONFERENCE		3-5-0		5-3-0		18-2-0	
17-2-0		0-0-0	0-0-0		HOME		1-0-0		1-0-0		15-2-0	
2-5-0		0-0-0	0-0-		AWAY		0-2-0		1-3-0		1-0-0	
7-3-0		0-0-0	0-0-0		NEUTRAL		2-3-0		3-0-0		2-0-0	
5-4-0		1-2-0	0-0-0		CONFERENCE		0-0-0		0-0-0		4-2-0	
3-0-0		0-0-0	0-0-0		HOME		0-0-0		0-0-0		3-0-0	
2-4-0		1-2-0	0-0-0		AWAY		0-0-0		0-0-0		1-2-0	
0-0-0		0-0-0	0-0-0		NEUTRAL		0-0-0		0-0-0		0-0-0	
RPI S	Opponent	Score	RPI S	Opponent	Score	RPI S	Opponent	Score	RPI S	Opponent	Score	
21 A	Creighton	1 3				75 A	Rutgers	2 3	101 A	FIU	3 8	
21 A	Creighton	5 4				75 H	Rutgers	7 6	101 A	FIU	1 5	
21 A	Creighton	1 7				89 N	Missouri	8 4	101 A	FIU	1 10	
						89 N	Missouri	1 4	101 A	FIU	2 1	
						89 N	Missouri	0 7	120 N	Iowa	7 1	
						89 N	Missouri	9 1	130 N	Indiana	7 2	
						95 A	Princeton	4 7	130 N	Indiana	6 4	
						97 N	Ohio St.	3 9	141 H	Monmouth	13 3	
									174 A	Georgetown	3 7	
									174 A	Georgetown	0 1	
									174 A	Georgetown	2 1	
									190 N	Omaha	2 1	
									207 H	Manhattan	3 2	
									207 H	Manhattan	2 0	
									207 H	Manhattan	5 0	
									231 H	Quinnipiac	5 1	
									231 H	Quinnipiac	4 1	
									231 H	Quinnipiac	14 2	
									245 A	Army West Point	9 4	
									245 H	Army West Point	11 0	
									245 H	Army West Point	2 8	
									250 H	Villanova	7 6	
									250 H	Villanova	13 8	
									250 H	Villanova	4 3	
									259 H	NJIT	9 2	
									265 H	Lafayette	5 1	
									273 H	Wagner	9 2	
			LAST 15 GAMES									
			174 A	Georgetown	0 1	141 H	Monmouth	13 3				
			174 A	Georgetown	3 7	277 H	LIU Brooklyn	3 6				
			174 A	Georgetown	2 1	277 H	LIU Brooklyn	6 1				
			292 H	Saint Peter's	8 1							
			250 H	Villanova	7 6							

Non-Div. I Games:

Seton Hall

250	H	Villanova	13	8
250	H	Villanova	4	3

RPI	S	Opponent	Score	
277	H	LIU Brooklyn	3	6
277	H	LIU Brooklyn	10	0
277	H	LIU Brooklyn	6	1
285	H	Iona	5	4
287	N	Savannah St.	4	3
292	H	Saint Peter's	8	1
292	H	Saint Peter's	5	4

Average RPI Win:	183	WON-LOST	WINNING	LAST 15	STRENGTH OF	OPP. STRENGTH	TEAM	ADJ	CONF.	ADJ CONF.			
Average RPI Loss:	105	RECORD	PCT. RANK	GAMES	SCHEDULE	OF SCHEDULE	RPI	RPI	RPI	RPI			
DIV. I ONLY		22-22-0	.5	147	7-8-0	91	167	112	.51895	112	14	14	
DIV. I NON-CONF.		11-16-0	.40741	204	0-4-0	104	144	155	.49458	155	15	15	
<hr/>													
TOTALS	RPI 1-25	RPI 26-50		W-L RECORDS		RPI 51-100		RPI 101-150		RPI 150+			
22-22-0	0-2-0	0-4-0		OVERALL		0-4-0		1-6-0		21-6-0			
11-7-0	0-0-0	0-3-0		HOME		0-1-0		0-1-0		11-2-0			
11-12-0	0-2-0	0-0-0		AWAY		0-1-0		1-5-0		10-4-0			
0-3-0	0-0-0	0-1-0		NEUTRAL		0-2-0		0-0-0		0-0-0			
11-16-0	0-2-0	0-1-0		NON-CONFERENCE		0-4-0		1-6-0		10-3-0			
7-3-0	0-0-0	0-0-0		HOME		0-1-0		0-1-0		7-1-0			
4-10-0	0-2-0	0-0-		AWAY		0-1-0		1-5-0		3-2-0			
0-3-0	0-0-0	0-1-0		NEUTRAL		0-2-0		0-0-0		0-0-0			
11-6-0	0-0-0	0-3-0		CONFERENCE		0-0-0		0-0-0		11-3-0			
4-4-0	0-0-0	0-3-0		HOME		0-0-0		0-0-0		4-1-0			
7-2-0	0-0-0	0-0-0		AWAY		0-0-0		0-0-0		7-2-0			
0-0-0	0-0-0	0-0-0		NEUTRAL		0-0-0		0-0-0		0-0-0			
RPI	S	Opponent	Score	RPI	S	Opponent	Score	RPI	S	Opponent	Score		
14	A	North Carolina	2 17	26	H	UNCW	1 2	61	N	UConn	1 18		
16	A	Virginia	8 16	26	H	UNCW	1 6	61	N	UConn	2 3		
				26	H	UNCW	4 7	67	A	Old Dominion	1 7		
				41	N	Oregon St.	3 12	83	H	VCU	5 12		
										113	A	CSUN	3 11
										113	A	CSUN	7 11
										135	A	Liberty	4 8
										135	H	Liberty	7 10
										155	A	Charlotte	5 1
										155	A	Charlotte	3 7
										155	A	Charlotte	11 0
										173	H	Delaware	7 4
										173	H	Delaware	2 4
										173	H	Delaware	10 0
										174	H	Georgetown	10 9
										174	H	Georgetown	6 8
										174	H	Georgetown	16 2
										175	H	Holy Cross	6 5
										175	H	Holy Cross	12 11
										175	H	Holy Cross	8 5
										177	H	Richmond	12 8
										179	A	Northeastern	8 5
										179	A	Northeastern	2 0
										179	A	Northeastern	3 0
										187	A	Virginia Tech	12 8
										189	A	Elon	14 7
										189	A	Elon	10 5
										189	A	Elon	7 13
LAST 15 GAMES													
				173	H	Delaware	2 4	14	A	North Carolina	2 17		
				173	H	Delaware	7 4	283	A	Norfolk St.	3 6		
				173	H	Delaware	10 0	204	A	James Madison	2 0		
				135	H	Liberty	7 10						
				179	A	Northeastern	3 0						

Non-Div. I Games:

William & Mary

179	A	Northeastern	8	5
179	A	Northeastern	2	0

RPI	S	Opponent	Score	
204	A	James Madison	2	0
204	A	James Madison	11	4
204	A	James Madison	5	8
214	H	Hofstra	15	10
214	H	Hofstra	14	6
283	A	Norfolk St.	3	6
283	H	Norfolk St.	10	6

Average RPI Win: 172		WON-LOST RECORD		WINNING PCT. RANK		LAST 15 GAMES		STRENGTH OF SCHEDULE		OPP. STRENGTH OF SCHEDULE		TEAM RPI		ADJ RPI		CONF. RPI		ADJ CONF. RPI	
DIV. I ONLY		25-16-0		.60976 75		5-10-0		207		98		113		.51832 113		8		8	
DIV. I NON-CONF.		21-5-0		.80769 14		1-0-0		283		150		100		.53058 100		9		9	
TOTALS		RPI 1-25		RPI 26-50		W-L RECORDS		RPI 51-100		RPI 101-150		RPI 150+							
25-16-0		0-3-0		1-5-0		OVERALL		4-0-0		3-0-0		17-8-0							
15-6-0		0-0-0		1-2-0		HOME		3-0-0		2-0-0		9-4-0							
10-10-0		0-3-0		0-3-0		AWAY		1-0-0		1-0-0		8-4-0							
0-0-0		0-0-0		0-0-0		NEUTRAL		0-0-0		0-0-0		0-0-0							
21-5-0		0-0-0		0-0-0		NON-CONFERENCE		4-0-0		3-0-0		14-5-0							
12-3-0		0-0-0		0-0-0		HOME		3-0-0		2-0-0		7-3-0							
9-2-0		0-0-0		0-0-		AWAY		1-0-0		1-0-0		7-2-0							
0-0-0		0-0-0		0-0-0		NEUTRAL		0-0-0		0-0-0		0-0-0							
4-11-0		0-3-0		1-5-0		CONFERENCE		0-0-0		0-0-0		3-3-0							
3-3-0		0-0-0		1-2-0		HOME		0-0-0		0-0-0		2-1-0							
1-8-0		0-3-0		0-3-0		AWAY		0-0-0		0-0-0		1-2-0							
0-0-0		0-0-0		0-0-0		NEUTRAL		0-0-0		0-0-0		0-0-0							
RPI	S	Opponent		Score	RPI	S	Opponent		Score	RPI	S	Opponent		Score					
9	A	UC Santa Barbara		0 1	39	H	Long Beach St.		3 6	61	H	UConn		12 4					
9	A	UC Santa Barbara		2 8	39	H	Long Beach St.		4 2	61	H	UConn		2 1					
9	A	UC Santa Barbara		4 5	39	H	Long Beach St.		0 12	85	A	UCLA		4 1					
					42	A	Cal St. Fullerton		1 2	85	H	UCLA		20 12					
					42	A	Cal St. Fullerton		4 7										
					42	A	Cal St. Fullerton		5 8										

Non-Div. I Games:

CSUN

185	H	Hawaii	2	1
9	A	UC Santa Barbara	2	8

RPI	S	Opponent	Score	
278	H	Northern Colo.	2	3

C
S
U
N

C
S
U
N

Average RPI Win: 128		WON-LOST	WINNING	LAST 15	STRENGTH OF		OPP. STRENGTH	TEAM	ADJ	CONF.	ADJ CONF.
Average RPI Loss: 86		RECORD	PCT. RANK	GAMES	SCHEDULE		OF SCHEDULE	RPI	RPI	RPI	RPI
DIV. I ONLY		20-18-0	.52632	127	9-6-0		87	78	114	.51807	114
DIV. I NON-CONF.		10-10-0	.5	147	1-2-0		16	65	109	.52508	109
TOTALS		RPI 1-25	RPI 26-50		W-L RECORDS		RPI 51-100		RPI 101-150		RPI 150+
20-18-0		2-2-0	1-5-0		OVERALL		3-3-0		6-6-0		8-2-0
15-9-0		2-2-0	0-0-0		HOME		1-1-0		6-5-0		6-1-0
5-9-0		0-0-0	1-5-0		AWAY		2-2-0		0-1-0		2-1-0
0-0-0		0-0-0	0-0-0		NEUTRAL		0-0-0		0-0-0		0-0-0
10-10-0		2-2-0	0-3-0		NON-CONFERENCE		1-2-0		3-3-0		4-0-0
10-5-0		2-2-0	0-0-0		HOME		1-1-0		3-2-0		4-0-0
0-5-0		0-0-0	0-0-		AWAY		0-1-0		0-1-0		0-0-0
0-0-0		0-0-0	0-0-0		NEUTRAL		0-0-0		0-0-0		0-0-0
10-8-0		0-0-0	1-2-0		CONFERENCE		2-1-0		3-3-0		4-2-0
5-4-0		0-0-0	0-0-0		HOME		0-0-0		3-3-0		2-1-0
5-4-0		0-0-0	1-2-0		AWAY		2-1-0		0-0-0		2-1-0
0-0-0		0-0-0	0-0-0		NEUTRAL		0-0-0		0-0-0		0-0-0
RPI S	Opponent	Score	RPI S	Opponent	Score	RPI S	Opponent	Score	RPI S	Opponent	Score
5 H	Texas A&M	7 5	34 A	Tulane	0 11	85 H	UCLA	6 10	108 H	San Diego	8 0
5 H	Texas A&M	0 6	34 A	Tulane	0 15	86 A	Cal Poly	5 6	108 H	San Diego	4 6
5 H	Texas A&M	0 4	34 A	Tulane	3 4	86 H	Cal Poly	12 4	108 H	San Diego	2 7
9 H	UC Santa Barbara	6 2	45 A	Gonzaga	3 4	93 A	Loyola Marymount	9 8	113 H	CSUN	0 3
			45 A	Gonzaga	7 4	93 A	Loyola Marymount	0 7	115 A	Southern California	5 6
			45 A	Gonzaga	4 11	93 A	Loyola Marymount	6 0	115 H	Southern California	3 2
									136 H	Oakland	12 5
									136 H	Oakland	3 7
									136 H	Oakland	8 2
									139 H	San Francisco	1 3
									139 H	San Francisco	7 0
									139 H	San Francisco	2 0
									167 A	Santa Clara	7 1
									167 A	Santa Clara	4 5
									167 A	Santa Clara	10 7
									182 H	Columbia	11 3
									182 H	Columbia	15 6
									182 H	Columbia	3 1
									182 H	Columbia	12 2
									197 H	Portland	4 0
									197 H	Portland	2 3
									197 H	Portland	5 4
			LAST 15 GAMES								
			197 H	Portland	5 4	115 H	Southern California	3 2			
			197 H	Portland	2 3	167 A	Santa Clara	4 5			
			197 H	Portland	4 0	167 A	Santa Clara	10 7			
			85 H	UCLA	6 10						
			93 A	Loyola Marymount	9 8						

Non-Div. I Games:

Pepperdine

93 A Loyola Marymount	0	7
93 A Loyola Marymount	6	0

P
e
p
p
e
r
d
i
n
e

P
e
p
p
e
r
d
i
n
e

Average RPI Win:		84	WON-LOST RECORD		WINNING PCT. RANK		LAST 15 GAMES		STRENGTH OF SCHEDULE		OPP. STRENGTH OF SCHEDULE		TEAM RPI		ADJ RPI		CONF. RPI		ADJ CONF. RPI								
DIV. I ONLY			20-22-0		.47619 171		7-8-0		67		22		115		.51797 115		3		3								
DIV. I NON-CONF.			11-12-0		.47826 158		1-2-0		26		16		107		.52596 107		3		3								
TOTALS		RPI 1-25		RPI 26-50		W-L RECORDS		RPI 51-100		RPI 101-150		RPI 150+															
20-22-0		2-5-0		9-3-0		OVERALL		2-8-0		4-3-0		3-3-0															
14-10-0		1-1-0		8-3-0		HOME		0-2-0		4-2-0		1-2-0															
6-11-0		1-4-0		1-0-0		AWAY		2-5-0		0-1-0		2-1-0															
0-1-0		0-0-0		0-0-0		NEUTRAL		0-1-0		0-0-0		0-0-0															
11-12-0		2-5-0		5-1-0		NON-CONFERENCE		1-2-0		2-2-0		1-2-0															
8-7-0		1-1-0		4-1-0		HOME		0-2-0		2-1-0		1-2-0															
3-5-0		1-4-0		1-0-		AWAY		1-0-0		0-1-0		0-0-0															
0-0-0		0-0-0		0-0-0		NEUTRAL		0-0-0		0-0-0		0-0-0															
9-10-0		0-0-0		4-2-0		CONFERENCE		1-6-0		2-1-0		2-1-0															
6-3-0		0-0-0		4-2-0		HOME		0-0-0		2-1-0		0-0-0															
3-6-0		0-0-0		0-0-0		AWAY		1-5-0		0-0-0		2-1-0															
0-1-0		0-0-0		0-0-0		NEUTRAL		0-1-0		0-0-0		0-0-0															
RPI	S	Opponent		Score		RPI	S	Opponent		Score		RPI	S	Opponent		Score											
9	A	UC Santa Barbara		2	5	31	H	Wake Forest		9	4	61	H	UConn		4	5	104	H	UC Irvine		5	6				
9	A	UC Santa Barbara		1	10	31	H	Wake Forest		4	5	84	A	Stanford		1	0	114	A	Pepperdine		2	3				
9	H	UC Santa Barbara		9	5	31	H	Wake Forest		2	1	84	A	Stanford		1	8	114	H	Pepperdine		6	5				
11	H	Mississippi St.		7	8	32	H	Arizona		5	2	84	A	Stanford		8	11	122	H	Oklahoma		5	4				
23	A	TCU		11	12	32	H	Arizona		5	8	85	N	UCLA		3	5	126	H	Utah		6	1				
23	A	TCU		3	8	32	H	Arizona		8	5	93	A	Loyola Marymount		4	3	126	H	Utah		8	14				
23	A	TCU		16	6	39	A	Long Beach St.		7	4	93	H	Loyola Marymount		0	8	126	H	Utah		5	2				
						39	H	Long Beach St.		8	3	100	A	Oregon		5	8	183	A	Washington St.		2	9				
						42	H	Cal St. Fullerton		3	2	100	A	Oregon		3	4	183	A	Washington St.		4	2				
						49	H	California		5	4	100	A	Oregon		8	12	183	A	Washington St.		6	2				
						49	H	California		4	5											281	H	North Dakota		0	1
						49	H	California		18	5											281	H	North Dakota		4	5
																						281	H	North Dakota		7	6
LAST 15 GAMES																											
						32	H	Arizona		5	2	39	H	Long Beach St.		8	3										
						32	H	Arizona		8	5	100	A	Oregon		5	8										
						32	H	Arizona		5	8	100	A	Oregon		8	12										
						104	H	UC Irvine		5	6																
						183	A	Washington St.		2	9																

Non-Div. I Games:

Southern California

183 A Washington St.	6	2
183 A Washington St.	4	2

S
o
u
t
h
e
r
n
C
a
l
i
f
o
r
n
i
a

S
o
u
t
h
e
r
n
C
a
l
i
f
o
r
n
i
a

[illegible]

Non-Div. I Games:

West Virginia

122	A	Oklahoma	6	12
122	A	Oklahoma	0	1

RPI	S	Opponent	Score	
258	A	Charleston So.	3	0
258	A	Charleston So.	5	0
258	A	Charleston So.	3	4

West Virginia

W
e
s
t
V
i
r
g
i
n
i
a

W
e
s
t
V
i
r
g
i
n
i
a

UAB				Through Games Of May 1, 2016													
Average RPI Win:		123	WON-LOST RECORD	WINNING PCT. RANK	LAST 15 GAMES	STRENGTH OF SCHEDULE	OPP. STRENGTH OF SCHEDULE	TEAM RPI	ADJ RPI	CONF. RPI	ADJ CONF. RPI						
Average RPI Loss:		66															
DIV. I ONLY			18-24-0	.42857	204	7-8-0	15	57	117	.51687	117	4	4				
DIV. I NON-CONF.			8-13-0	.38095	221	0-2-0	49	83	190	.4804	190	4	4				
TOTALS		RPI 1-25		RPI 26-50		W-L RECORDS		RPI 51-100		RPI 101-150		RPI 150+					
18-24-0		2-6-0		1-5-0		OVERALL		6-9-0		1-2-0		8-2-0					
16-10-0		2-3-0		0-0-0		HOME		5-3-0		1-2-0		8-2-0					
2-14-0		0-3-0		1-5-0		AWAY		1-6-0		0-0-0		0-0-0					
0-0-0		0-0-0		0-0-0		NEUTRAL		0-0-0		0-0-0		0-0-0					
8-13-0		0-5-0		0-0-0		NON-CONFERENCE		2-4-0		1-2-0		5-2-0					
8-6-0		0-2-0		0-0-0		HOME		2-0-0		1-2-0		5-2-0					
0-7-0		0-3-0		0-0-		AWAY		0-4-0		0-0-0		0-0-0					
0-0-0		0-0-0		0-0-0		NEUTRAL		0-0-0		0-0-0		0-0-0					
10-11-0		2-1-0		1-5-0		CONFERENCE		4-5-0		0-0-0		3-0-0					
8-4-0		2-1-0		0-0-0		HOME		3-3-0		0-0-0		3-0-0					
2-7-0		0-0-0		1-5-0		AWAY		1-2-0		0-0-0		0-0-0					
0-0-0		0-0-0		0-0-0		NEUTRAL		0-0-0		0-0-0		0-0-0					
RPI	S	Opponent		Score		RPI	S	Opponent		Score		RPI	S	Opponent		Score	
7	H	Ole Miss		1	8	29	A	Fla. Atlantic		3	7	53	A	Alabama		6	7
7	H	Ole Miss		1	5	29	A	Fla. Atlantic		3	5	53	H	Alabama		8	0
19	H	Southern Miss.		0	11	29	A	Fla. Atlantic		0	5	62	A	Jacksonville St.		10	11
19	H	Southern Miss.		8	7	30	A	Rice		3	7	64	H	Louisiana Tech		10	8
19	H	Southern Miss.		5	3	30	A	Rice		6	2	64	H	Louisiana Tech		7	0
21	A	Creighton		3	4	30	A	Rice		0	3	64	H	Louisiana Tech		4	5
21	A	Creighton		1	3							67	A	Old Dominion		6	3
21	A	Creighton		1	2							67	A	Old Dominion		4	7
												67	A	Old Dominion		3	6
												80	A	Troy		1	2
												80	H	Troy		7	0
												81	A	Samford		2	13
												90	H	Western Ky.		1	2
												90	H	Western Ky.		2	0
												90	H	Western Ky.		5	6
				LAST 15 GAMES													
				67	A	Old Dominion		6	3	19	H	Southern Miss.		8	7		
				67	A	Old Dominion		4	7	19	H	Southern Miss.		5	3		
				67	A	Old Dominion		3	6	53	A	Alabama		6	7		
				158	H	Middle Tenn.		8	0								
				158	H	Middle Tenn.		5	2								

Non-Div. I Games:

UAB

158 H Middle Tenn.	10	1
19 H Southern Miss.	0	11

U
A
B

U
A
B

Average RPI Win: 228		WON-LOST	WINNING	LAST 15	STRENGTH OF		OPP. STRENGTH	TEAM	ADJ	CONF.	ADJ CONF.
Average RPI Loss: 145		RECORD	PCT. RANK	GAMES	SCHEDULE		OF SCHEDULE	RPI	RPI	RPI	RPI
DIV. I ONLY		22-19-0	.53659	120	9-6-0		173	262	117	.51687	117
DIV. I NON-CONF.		9-13-0	.40909	201	2-1-0		249	211	193	.47907	193
TOTALS		RPI 1-25	RPI 26-50		W-L RECORDS		RPI 51-100		RPI 101-150		RPI 150+
22-19-0		1-6-0	0-0-0		OVERALL		0-0-0		1-3-0		20-10-0
8-2-0		0-0-0	0-0-0		HOME		0-0-0		0-0-0		8-2-0
14-17-0		1-6-0	0-0-0		AWAY		0-0-0		1-3-0		12-8-0
0-0-0		0-0-0	0-0-0		NEUTRAL		0-0-0		0-0-0		0-0-0
9-13-0		0-3-0	0-0-0		NON-CONFERENCE		0-0-0		1-3-0		8-7-0
3-0-0		0-0-0	0-0-0		HOME		0-0-0		0-0-0		3-0-0
6-13-0		0-3-0	0-0-		AWAY		0-0-0		1-3-0		5-7-0
0-0-0		0-0-0	0-0-0		NEUTRAL		0-0-0		0-0-0		0-0-0
13-6-0		1-3-0	0-0-0		CONFERENCE		0-0-0		0-0-0		12-3-0
5-2-0		0-0-0	0-0-0		HOME		0-0-0		0-0-0		5-2-0
8-4-0		1-3-0	0-0-0		AWAY		0-0-0		0-0-0		7-1-0
0-0-0		0-0-0	0-0-0		NEUTRAL		0-0-0		0-0-0		0-0-0
RPI S	Opponent	Score		RPI S	Opponent	Score		RPI S	Opponent	Score	
20 A	La.-Lafayette	0	4					128 A	SFA	1	15
20 A	La.-Lafayette	3	9					128 A	SFA	5	7
20 A	La.-Lafayette	0	8					128 A	SFA	11	13
25 A	Bryant	3	6					133 A	Saint Joseph's	6	5
25 A	Bryant	3	1					172 A	Stony Brook	2	4
25 A	Bryant	0	3					196 A	Fairfield	4	5
25 A	Bryant	3	7					196 H	Fairfield	9	8
								199 A	Nicholls St.	7	5
								199 A	Nicholls St.	7	8
								199 A	Nicholls St.	0	5
								203 H	Fordham	2	1
								212 A	Yale	9	0
								212 H	Yale	7	0
								220 H	Central Conn. St.	7	4
								220 H	Central Conn. St.	5	4
								220 H	Central Conn. St.	3	2
								220 H	Central Conn. St.	4	11
								241 A	Rider	1	4
								241 A	Rider	2	4
								241 A	Rider	7	4
								250 A	Villanova	2	3
								250 A	Villanova	2	0
								257 A	Fairleigh Dickinson	5	7
								257 A	Fairleigh Dickinson	3	0
								257 A	Fairleigh Dickinson	6	5
								257 A	Fairleigh Dickinson	8	7
								257 H	Fairleigh Dickinson	9	6
LAST 15 GAMES											
25 A	Bryant	0	3	257 A	Fairleigh Dickinson	6	5	257 A	Fairleigh Dickinson	5	7
25 A	Bryant	3	6	257 A	Fairleigh Dickinson	8	7	257 A	Fairleigh Dickinson	3	0
25 A	Bryant	3	1	196 H	Fairfield	9	8	257 A	Fairleigh Dickinson	6	5
25 A	Bryant	3	7					257 A	Fairleigh Dickinson	8	7
196 A	Fairfield	4	5					257 H	Fairleigh Dickinson	9	6

Non-Div. I Games:

Sacred Heart

257	A	Fairleigh Dickinson	5	7
257	A	Fairleigh Dickinson	3	0

RPI	S	Opponent	Score	
257	H	Fairleigh Dickinson	2	0
257	H	Fairleigh Dickinson	4	5
277	A	LIU Brooklyn	11	0
277	A	LIU Brooklyn	8	0
277	A	LIU Brooklyn	5	2
277	A	LIU Brooklyn	5	0
290	A	Alcorn	16	3

Average RPI Win: 179		WON-LOST RECORD		WINNING PCT. RANK		LAST 15 GAMES		STRENGTH OF SCHEDULE		OPP. STRENGTH OF SCHEDULE		TEAM RPI		ADJ RPI		CONF. RPI		ADJ CONF. RPI	
DIV. I ONLY		22-21-0		.51163 140		7-8-0		113		143		119		.51558 119		15		15	
DIV. I NON-CONF.		10-15-0		.4 206		1-3-0		82		89		148		.49855 148		18		18	
TOTALS		RPI 1-25		RPI 26-50		W-L RECORDS		RPI 51-100		RPI 101-150		RPI 150+							
22-21-0		0-6-0		0-1-0		OVERALL		3-3-0		4-3-0		15-8-0							
11-8-0		0-1-0		0-0-0		HOME		3-3-0		0-0-0		8-4-0							
11-11-0		0-5-0		0-1-0		AWAY		0-0-0		4-2-0		7-3-0							
0-2-0		0-0-0		0-0-0		NEUTRAL		0-0-0		0-1-0		0-1-0							
10-15-0		0-6-0		0-1-0		NON-CONFERENCE		0-0-0		4-3-0		6-5-0							
6-4-0		0-1-0		0-0-0		HOME		0-0-0		0-0-0		6-3-0							
4-9-0		0-5-0		0-0-		AWAY		0-0-0		4-2-0		0-1-0							
0-2-0		0-0-0		0-0-0		NEUTRAL		0-0-0		0-1-0		0-1-0							
12-6-0		0-0-0		0-0-0		CONFERENCE		3-3-0		0-0-0		9-3-0							
5-4-0		0-0-0		0-0-0		HOME		3-3-0		0-0-0		2-1-0							
7-2-0		0-0-0		0-0-0		AWAY		0-0-0		0-0-0		7-2-0							
0-0-0		0-0-0		0-0-0		NEUTRAL		0-0-0		0-0-0		0-0-0							
RPI	S	Opponent		Score		RPI	S	Opponent		Score		RPI	S	Opponent		Score			
10	A	Clemson		6	7	26	A	UNCW		2	15	81	H	Samford		10	5		
10	H	Clemson		8	10							81	H	Samford		7	13		
14	A	North Carolina		2	10							81	H	Samford		6	5		
18	A	Georgia Tech		3	14							92	H	Mercer		9	7		
18	A	Georgia Tech		4	5							92	H	Mercer		8	9		
18	A	Georgia Tech		3	4							92	H	Mercer		2	9		
														130 A Indiana		1	9		
														130 A Indiana		4	1		
														130 A Indiana		2	3		
														131 A Kansas St.		10	2		
														131 A Kansas St.		6	2		
														131 A Kansas St.		7	5		
														146 N St. John's (NY)		3	14		
														156 A Gardner-Webb		0	4		
														156 H Gardner-Webb		16	14		
														157 H La.-Monroe		15	7		
														157 H La.-Monroe		10	16		
														157 H La.-Monroe		6	11		
														159 A Wofford		14	4		
														159 A Wofford		9	1		
														159 A Wofford		12	3		
														177 N Richmond		1	3		
														181 H Presbyterian		10	9		
														187 H Virginia Tech		14	10		
														226 H Niagara		17	4		
														226 H Niagara		10	2		
														247 A The Citadel		11	0		
														247 A The Citadel		1	2		
														247 A The Citadel		4	6		
														254 A VMI		21	7		
														254 A VMI		14	11		
														254 A VMI		7	1		
														266 H ETSU		8	14		
LAST 15 GAMES				92 H Mercer				2	9	187 H Virginia Tech				14	10				
				92 H Mercer				8	9	284 H UNC Asheville				0	8				
				92 H Mercer				9	7	81 H Samford				6	5				
				156 A Gardner-Webb				0	4										
				247 A The Citadel				4	6										

Non-Div. I Games:

Western Caro.

Western Caro.

247	A	The Citadel	11	0
247	A	The Citadel	1	2

Through Games Of May 1, 2016

RPI	S	Opponent	Score	
266	H	ETSU	12	11
266	H	ETSU	15	9
284	H	UNC Asheville	0	8

Western Caro.

W
e
s
t
e
r
n
C
a
r
o
.

W
e
s
t
e
r
n
C
a
r
o
.

Average RPI Win:		140	WON-LOST RECORD		WINNING PCT. RANK		LAST 15 GAMES		STRENGTH OF SCHEDULE		OPP. STRENGTH OF SCHEDULE		TEAM RPI		ADJ RPI		CONF. RPI		ADJ CONF. RPI				
DIV. I ONLY			17-21-0		.44737 193		7-7-0		26		144		120		.51548 120		7		7				
DIV. I NON-CONF.			10-13-0		.43478 183		3-2-0		103		214		156		.49394 156		7		7				
TOTALS		RPI 1-25		RPI 26-50		W-L RECORDS		RPI 51-100		RPI 101-150		RPI 150+											
17-21-0		1-2-0		3-6-0		OVERALL		2-5-0		4-7-0		7-1-0											
11-6-0		0-0-0		3-3-0		HOME		2-1-0		2-2-0		4-0-0											
3-12-0		1-2-0		0-3-0		AWAY		0-3-0		2-4-0		0-0-0											
3-3-0		0-0-0		0-0-0		NEUTRAL		0-1-0		0-1-0		3-1-0											
10-13-0		0-0-0		0-3-0		NON-CONFERENCE		0-4-0		3-5-0		7-1-0											
6-2-0		0-0-0		0-0-0		HOME		0-0-0		2-2-0		4-0-0											
1-8-0		0-0-0		0-0-		AWAY		0-3-0		1-2-0		0-0-0											
3-3-0		0-0-0		0-0-0		NEUTRAL		0-1-0		0-1-0		3-1-0											
7-8-0		1-2-0		3-3-0		CONFERENCE		2-1-0		1-2-0		0-0-0											
5-4-0		0-0-0		3-3-0		HOME		2-1-0		0-0-0		0-0-0											
2-4-0		1-2-0		0-0-0		AWAY		0-0-0		1-2-0		0-0-0											
0-0-0		0-0-0		0-0-0		NEUTRAL		0-0-0		0-0-0		0-0-0											
RPI	S	Opponent		Score		RPI	S	Opponent		Score		RPI	S	Opponent		Score							
24	A	Minnesota		1	4	27	H	Michigan		9	12	82	N	Indiana St.		3	11	111	N	Seton Hall		1	7
24	A	Minnesota		3	6	27	H	Michigan		4	8	91	H	Illinois		4	10	130	A	Indiana		6	5
24	A	Minnesota		6	3	27	H	Michigan		8	3	91	H	Illinois		4	3	130	A	Indiana		1	7
						47	H	Maryland		8	1	91	H	Illinois		4	3	130	A	Indiana		2	8
						47	H	Maryland		4	1	98	A	Missouri St.		4	5	131	H	Kansas St.		2	4
						47	H	Maryland		1	4	98	A	Missouri St.		1	4	131	H	Kansas St.		2	3
						50	A	Dallas Baptist		3	7	98	A	Missouri St.		6	8	131	H	Kansas St.		2	1
						50	A	Dallas Baptist		1	5							140	A	Southern Ill.		1	2
						50	A	Dallas Baptist		1	4							140	A	Southern Ill.		7	5
																		140	A	Southern Ill.		1	6
																		142	H	Bradley		7	6
																		165	H	Milwaukee		9	1
																		178	H	Air Force		22	2
																		178	H	Air Force		9	7
																		190	N	Omaha		2	3
																		205	H	Northern Ill.		12	3
																		210	N	Dartmouth		4	1
																		287	N	Savannah St.		14	4
																		291	N	Chicago St.		15	3
						LAST 15 GAMES																	
						131	H	Kansas St.		2	4	130	A	Indiana		2	8						
						131	H	Kansas St.		2	1	130	A	Indiana		1	7						
						131	H	Kansas St.		2	3	178	H	Air Force		22	2						
						27	H	Michigan		8	3												
						27	H	Michigan		9	12												

Non-Div. I Games:

Grand View

3 0

Point U.

7 1

Northwestern (IA)

28 0

Iowa

27 H Michigan	4	8
130 A Indiana	6	5

I
o
w
a

I
o
w
a

Average RPI Win: 173		WON-LOST	WINNING		LAST 15	STRENGTH OF		OPP. STRENGTH	TEAM	ADJ		CONF.	ADJ CONF.		
Average RPI Loss: 139		RECORD	PCT. RANK		GAMES	SCHEDULE		OF SCHEDULE	RPI	RPI		RPI	RPI		
DIV. I ONLY		23-17-0	.575	94	9-6-0	160		173	121	.51544	121	11	11		
DIV. I NON-CONF.		16-12-0	.57143	104	2-1-0	162		194	104	.5271	104	13	13		
TOTALS		RPI 1-25	RPI 26-50		W-L RECORDS		RPI 51-100		RPI 101-150		RPI 150+				
23-17-0		0-0-0	0-3-0		OVERALL		6-3-0		3-4-0		14-7-0				
13-5-0		0-0-0	0-0-0		HOME		4-0-0		2-2-0		7-3-0				
8-10-0		0-0-0	0-3-0		AWAY		2-2-0		0-2-0		6-3-0				
2-2-0		0-0-0	0-0-0		NEUTRAL		0-1-0		1-0-0		1-1-0				
16-12-0		0-0-0	0-3-0		NON-CONFERENCE		4-2-0		1-3-0		11-4-0				
8-1-0		0-0-0	0-0-0		HOME		4-0-0		0-1-0		4-0-0				
6-9-0		0-0-0	0-0-		AWAY		0-1-0		0-2-0		6-3-0				
2-2-0		0-0-0	0-0-0		NEUTRAL		0-1-0		1-0-0		1-1-0				
7-5-0		0-0-0	0-0-0		CONFERENCE		2-1-0		2-1-0		3-3-0				
5-4-0		0-0-0	0-0-0		HOME		0-0-0		2-1-0		3-3-0				
2-1-0		0-0-0	0-0-0		AWAY		2-1-0		0-0-0		0-0-0				
0-0-0		0-0-0	0-0-0		NEUTRAL		0-0-0		0-0-0		0-0-0				
RPI	S	Opponent	Score	RPI	S	Opponent	Score	RPI	S	Opponent	Score	RPI	S	Opponent	Score
37	A	South Ala.	4	5	76	N	Kent St.	3	6	130	H	Indiana	6	7	
37	A	South Ala.	5	18	90	A	Western Ky.	5	6	135	A	Liberty	2	5	
37	A	South Ala.	0	11	90	H	Western Ky.	6	2	135	A	Liberty	3	5	
					98	A	Missouri St.	7	1	141	N	Monmouth	15	3	
					98	A	Missouri St.	14	5	142	H	Bradley	2	0	
					98	A	Missouri St.	6	10	142	H	Bradley	7	6	
					99	H	FGCU	5	1	142	H	Bradley	3	4	
					99	H	FGCU	13	7	159	A	Wofford	5	7	
					99	H	FGCU	1	0	170	H	Wichita St.	5	6	
										170	H	Wichita St.	11	1	
										170	H	Wichita St.	7	2	
										186	A	Murray St.	2	1	
										205	H	Northern Ill.	11	10	
										205	H	Northern Ill.	5	2	
										205	H	Northern Ill.	8	6	
										208	A	Belmont	13	7	
										216	H	Illinois St.	4	3	
										216	H	Illinois St.	6	8	
										216	H	Illinois St.	0	4	
										217	A	Eastern Ky.	4	0	
										217	A	Eastern Ky.	5	6	
										217	A	Eastern Ky.	10	2	
										220	N	Central Conn. St.	5	9	
										220	N	Central Conn. St.	5	0	
										235	A	USC Upstate	5	2	
										249	A	SIUE	10	11	
										249	H	SIUE	13	2	
LAST 15 GAMES															
216	H	Illinois St.	6	8	142	H	Bradley	2	0						
216	H	Illinois St.	4	3	142	H	Bradley	3	4						
216	H	Illinois St.	0	4	142	H	Bradley	7	6						
98	A	Missouri St.	7	1											
98	A	Missouri St.	6	10											

Non-Div. I Games: Southern Ind. 2 1

Evansville

98	A	Missouri St.	14	5
90	H	Western Ky.	6	2

RPI	S	Opponent	Score	
269	A	UT Martin	29	9

E
v
a
n
s
v
i
l
l
e

E
v
a
n
s
v
i
l
l
e

Evansville

Average RPI Win: 158		WON-LOST RECORD		WINNING PCT. RANK		LAST 15 GAMES		STRENGTH OF SCHEDULE		OPP. STRENGTH OF SCHEDULE		TEAM RPI		ADJ RPI		CONF. RPI		ADJ CONF. RPI			
DIV. I ONLY		21-22-1		.48864 157		7-8-0		114		36		122		.51524 122		5		5			
DIV. I NON-CONF.		14-10-1		.58 98		2-0-0		172		34		103		.52742 103		5		5			
TOTALS		RPI 1-25		RPI 26-50		W-L RECORDS		RPI 51-100		RPI 101-150		RPI 150+									
21-22-1		0-7-1		2-2-0		OVERALL		1-5-0		8-4-0		10-4-0									
13-8-0		0-1-0		2-2-0		HOME		0-0-0		7-3-0		4-2-0									
8-14-0		0-6-0		0-0-0		AWAY		1-5-0		1-1-0		6-2-0									
0-0-1		0-0-1		0-0-0		NEUTRAL		0-0-0		0-0-0		0-0-0									
14-10-1		0-0-1		2-2-0		NON-CONFERENCE		1-5-0		2-1-0		9-2-0									
7-4-0		0-0-0		2-2-0		HOME		0-0-0		1-0-0		4-2-0									
7-6-0		0-0-0		0-0-		AWAY		1-5-0		1-1-0		5-0-0									
0-0-1		0-0-1		0-0-0		NEUTRAL		0-0-0		0-0-0		0-0-0									
7-12-0		0-7-0		0-0-0		CONFERENCE		0-0-0		6-3-0		1-2-0									
6-4-0		0-1-0		0-0-0		HOME		0-0-0		6-3-0		0-0-0									
1-8-0		0-6-0		0-0-0		AWAY		0-0-0		0-0-0		1-2-0									
0-0-0		0-0-0		0-0-0		NEUTRAL		0-0-0		0-0-0		0-0-0									
RPI	S	Opponent		Score		RPI	S	Opponent		Score		RPI	S	Opponent		Score					
11	N	Mississippi St.		5	5	39	H	Long Beach St.		3	7	72	A	Fresno St.		3	2				
13	A	Texas Tech		1	6	39	H	Long Beach St.		3	6	73	A	Oral Roberts		0	5				
13	A	Texas Tech		0	5	39	H	Long Beach St.		6	3	85	A	UCLA		2	4				
13	A	Texas Tech		7	13	50	H	Dallas Baptist		12	2	87	A	Sam Houston St.		2	7				
22	H	Oklahoma St.		3	4							87	A	Sam Houston St.		3	4				
23	A	TCU		3	11							87	A	Sam Houston St.		3	4				
23	A	TCU		2	12																
23	A	TCU		0	2																
						LAST 15 GAMES															
						193 A Kansas						17	6	23 A TCU						0	2
						193 A Kansas						8	9	23 A TCU						2	12
						193 A Kansas						2	7	23 A TCU						3	11
						116 H West Virginia						7	12								
						116 H West Virginia						12	6								
														218 H Abilene Christian						7	1
														261 A CSU Bakersfield						10	7
														261 A CSU Bakersfield						6	3
														261 A CSU Bakersfield						6	4
														261 A CSU Bakersfield						13	0

Non-Div. I Games:

Oklahoma

116 H West Virginia	1	0
22 H Oklahoma St.	3	4

O
k
l
a
h
o
m
a

O
k
l
a
h
o
m
a

Average RPI Win:		195	WON-LOST		WINNING		LAST 15		STRENGTH OF		OPP. STRENGTH		TEAM		ADJ		CONF.		ADJ CONF.												
Average RPI Loss:		77	RECORD		PCT. RANK		GAMES		SCHEDULE		OF SCHEDULE		RPI		RPI		RPI		RPI												
DIV. I ONLY			22-24-0		.47826 166		5-10-0		81		99		123		.51394 123		6 6														
DIV. I NON-CONF.			16-15-0		.51613 145		1-2-0		40		104		105		.52704 105		6 6														
TOTALS		RPI 1-25		RPI 26-50		W-L RECORDS		RPI 51-100		RPI 101-150		RPI 150+																			
22-24-0		0-6-0		2-7-0		OVERALL		2-4-0		0-0-0		18-7-0																			
15-8-0		0-2-0		0-4-0		HOME		1-0-0		0-0-0		14-2-0																			
7-14-0		0-4-0		2-3-0		AWAY		1-3-0		0-0-0		4-4-0																			
0-2-0		0-0-0		0-0-0		NEUTRAL		0-1-0		0-0-0		0-1-0																			
16-15-0		0-6-0		2-4-0		NON-CONFERENCE		1-2-0		0-0-0		13-3-0																			
13-4-0		0-2-0		0-1-0		HOME		1-0-0		0-0-0		12-1-0																			
3-9-0		0-4-0		2-0-		AWAY		0-1-0		0-0-0		1-1-0																			
0-2-0		0-0-0		0-0-0		NEUTRAL		0-1-0		0-0-0		0-1-0																			
6-9-0		0-0-0		0-3-0		CONFERENCE		1-2-0		0-0-0		5-4-0																			
2-4-0		0-0-0		0-3-0		HOME		0-0-0		0-0-0		2-1-0																			
4-5-0		0-0-0		0-0-0		AWAY		1-2-0		0-0-0		3-3-0																			
0-0-0		0-0-0		0-0-0		NEUTRAL		0-0-0		0-0-0		0-0-0																			
RPI	S	Opponent		Score		RPI	S	Opponent		Score		RPI	S	Opponent		Score															
1	A	Florida		0	4	29	A	Fla. Atlantic		3	1	51	N	Michigan St.		2	6	168	A	South Fla.	9	2									
1	H	Florida		5	9	29	H	Fla. Atlantic		0	5	55	A	North Florida		3	4	168	A	South Fla.	0	4									
4	A	Miami (FL)		4	8	30	A	Rice		10	13	55	H	North Florida		5	4	168	A	South Fla.	4	5									
4	H	Miami (FL)		2	5	30	A	Rice		3	4	78	A	Houston		0	1	168	H	South Fla.	4	6									
6	A	Florida St.		4	5	30	A	Rice		2	0	78	A	Houston		3	4	168	H	South Fla.	4	0									
6	A	Florida St.		2	7	34	H	Tulane		3	4	78	A	Houston		2	1	168	H	South Fla.	6	5									
						34	H	Tulane		1	4											169	N	Texas St.		1	2				
						34	H	Tulane		0	6											192	A	Bethune-Cookman		3	17				
						46	A	Jacksonville		3	8											192	H	Bethune-Cookman		12	7				
																						227	A	Memphis		9	2				
																						227	A	Memphis		1	6				
																						227	A	Memphis		7	1				
																						229	A	A&M-Corpus Christi		4	3				
																						233	H	Siena		11	2				
																						233	H	Siena		10	9				
																						233	H	Siena		15	0				
																						236	H	Brown		2	0				
																						236	H	Brown		6	4				
																						236	H	Brown		5	15				
																						240	H	Cornell		16	0				
																						240	H	Cornell		4	3				
																						240	H	Cornell		8	3				
																						277	H	LIU Brooklyn		4	3				
																						277	H	LIU Brooklyn		12	7				
																						277	H	LIU Brooklyn		5	2				
						LAST 15 GAMES																									
						168 A South Fla.						9	2	55 A North Florida						3	4	277 H LIU Brooklyn						4	3		
						168 A South Fla.						4	5	168 H South Fla.						6	5	277 H LIU Brooklyn						12	7		
						168 A South Fla.						0	4	168 H South Fla.						4	0	277 H LIU Brooklyn						5	2		
						29 A Fla. Atlantic						3	1																		
						34 H Tulane						0	6																		

Non-Div. I Games:

UCF

34 H Tulane	1	4
34 H Tulane	3	4

Average RPI Win:		154	WON-LOST RECORD		WINNING PCT. RANK	LAST 15 GAMES		STRENGTH OF SCHEDULE		OPP. STRENGTH OF SCHEDULE	TEAM RPI	ADJ RPI	CONF. RPI	ADJ CONF. RPI			
DIV. I ONLY			21-20-0		.5122	138		97		189	124	.51338	124	10	10		
DIV. I NON-CONF.			8-12-0		.4	206		171		270	252	.44561	252	10	10		
TOTALS		RPI 1-25		RPI 26-50		W-L RECORDS		RPI 51-100		RPI 101-150		RPI 150+					
21-20-0		2-1-0		0-3-0		OVERALL		5-5-0		3-3-0		11-8-0					
12-9-0		0-0-0		0-0-0		HOME		4-2-0		1-1-0		7-6-0					
9-11-0		2-1-0		0-3-0		AWAY		1-3-0		2-2-0		4-2-0					
0-0-0		0-0-0		0-0-0		NEUTRAL		0-0-0		0-0-0		0-0-0					
8-12-0		0-0-0		0-0-0		NON-CONFERENCE		2-5-0		1-2-0		5-5-0					
7-8-0		0-0-0		0-0-0		HOME		1-2-0		1-1-0		5-5-0					
1-4-0		0-0-0		0-0-		AWAY		1-3-0		0-1-0		0-0-0					
0-0-0		0-0-0		0-0-0		NEUTRAL		0-0-0		0-0-0		0-0-0					
13-8-0		2-1-0		0-3-0		CONFERENCE		3-0-0		2-1-0		6-3-0					
5-1-0		0-0-0		0-0-0		HOME		3-0-0		0-0-0		2-1-0					
8-7-0		2-1-0		0-3-0		AWAY		0-0-0		2-1-0		4-2-0					
0-0-0		0-0-0		0-0-0		NEUTRAL		0-0-0		0-0-0		0-0-0					
RPI	S	Opponent		Score		RPI	S	Opponent		Score		RPI	S	Opponent		Score	
20	A	La.-Lafayette		4 15		37	A	South Ala.		3 13		64	H	Louisiana Tech		4 7	
20	A	La.-Lafayette		7 1		37	A	South Ala.		5 7		73	A	Oral Roberts		2 3	
20	A	La.-Lafayette		10 5		37	A	South Ala.		6 10		73	A	Oral Roberts		3 4	
												73	A	Oral Roberts		9 8	
												73	A	Oral Roberts		5 14	
												80	H	Troy		10 9	
												80	H	Troy		4 3	
												80	H	Troy		11 8	
												82	H	Indiana St.		2 7	
												82	H	Indiana St.		6 5	
												122	H	Oklahoma		2 5	
												127	A	Ga. Southern		2 3	
												127	A	Ga. Southern		17 8	
												127	A	Ga. Southern		3 2	
												145	A	Central Ark.		1 6	
												145	H	Central Ark.		6 5	
												169	A	Texas St.		7 6	
												169	A	Texas St.		10 2	
												169	A	Texas St.		8 7	
												193	H	Kansas		4 2	
												206	H	Tennessee Tech		2 15	
												206	H	Tennessee Tech		10 5	
												206	H	Tennessee Tech		7 14	
												219	H	Georgia St.		9 7	
												219	H	Georgia St.		15 2	
												219	H	Georgia St.		5 7	
												232	H	IPFW		6 9	
												232	H	IPFW		2 4	
												232	H	IPFW		7 9	
												232	H	IPFW		8 6	
												253	A	Appalachian St.		7 8	
												253	A	Appalachian St.		9 3	
												253	A	Appalachian St.		7 8	
												280	H	Ark.-Pine Bluff		7 2	
												299	H	Mississippi Val.		20 3	
LAST 15 GAMES																	
						206	H	Tennessee Tech		2 15		169	A	Texas St.		10 2	
						206	H	Tennessee Tech		10 5		169	A	Texas St.		8 7	
						206	H	Tennessee Tech		7 14		145	A	Central Ark.		1 6	
						127	A	Ga. Southern		17 8							
						127	A	Ga. Southern		3 2							

Non-Div. I Games:

Little Rock

127 A Ga. Southern	2	3
169 A Texas St.	7	6

L
i
t
t
l
e
R
o
c
k

L
i
t
t
l
e
R
o
c
k

Average RPI Win:	115	WON-LOST	WINNING	LAST 15	STRENGTH OF	OPP. STRENGTH	TEAM	ADJ	CONF.	ADJ CONF.					
Average RPI Loss:	75	RECORD	PCT. RANK	GAMES	SCHEDULE	OF SCHEDULE	RPI	RPI	RPI	RPI					
DIV. I ONLY		20-24-0	.45455	186	8-7-0	43	33	125	.51291	125	5	5			
DIV. I NON-CONF.		11-15-0	.42308	192	2-1-0	75	27	178	.48606	178	5	5			
<hr/>															
TOTALS	RPI 1-25	RPI 26-50		W-L RECORDS		RPI 51-100		RPI 101-150		RPI 150+					
20-24-0	4-6-0	1-6-0		OVERALL		4-6-0		5-4-0		6-2-0					
13-16-0	2-4-0	1-6-0		HOME		3-3-0		2-1-0		5-2-0					
7-7-0	2-2-0	0-0-0		AWAY		1-2-0		3-3-0		1-0-0					
0-1-0	0-0-0	0-0-0		NEUTRAL		0-1-0		0-0-0		0-0-0					
11-15-0	0-1-0	1-6-0		NON-CONFERENCE		4-6-0		2-1-0		4-1-0					
9-11-0	0-0-0	1-6-0		HOME		3-3-0		2-1-0		3-1-0					
2-3-0	0-1-0	0-0-		AWAY		1-2-0		0-0-0		1-0-0					
0-1-0	0-0-0	0-0-0		NEUTRAL		0-1-0		0-0-0		0-0-0					
9-9-0	4-5-0	0-0-0		CONFERENCE		0-0-0		3-3-0		2-1-0					
4-5-0	2-4-0	0-0-0		HOME		0-0-0		0-0-0		2-1-0					
5-4-0	2-1-0	0-0-0		AWAY		0-0-0		3-3-0		0-0-0					
0-0-0	0-0-0	0-0-0		NEUTRAL		0-0-0		0-0-0		0-0-0					
<hr/>															
RPI S	Opponent	Score		RPI S	Opponent	Score		RPI S	Opponent	Score		RPI S	Opponent	Score	
5 A	Texas A&M	4	5	34 H	Tulane	10	3	56 H	Lamar	2	4	122 A	Oklahoma	3	4
13 A	Texas Tech	6	13	34 H	Tulane	2	3	78 N	Houston	2	3	122 A	Oklahoma	5	3
13 A	Texas Tech	17	1	34 H	Tulane	3	5	84 H	Stanford	9	0	122 A	Oklahoma	1	6
13 A	Texas Tech	7	4	49 H	California	0	6	84 H	Stanford	1	11	131 A	Kansas St.	2	3
22 H	Oklahoma St.	4	8	49 H	California	3	4	84 H	Stanford	0	1	131 A	Kansas St.	12	5
22 H	Oklahoma St.	0	3	49 H	California	1	4	84 H	Stanford	4	3	131 A	Kansas St.	6	3
22 H	Oklahoma St.	3	6	49 H	California	7	10	85 A	UCLA	7	5	148 H	UNLV	7	0
23 H	TCU	5	9					85 A	UCLA	4	5	148 H	UNLV	3	4
23 H	TCU	2	0					85 A	UCLA	3	6	148 H	UNLV	11	2
23 H	TCU	4	3					87 H	Sam Houston St.	12	3	161 H	UTSA	11	2
												169 A	Texas St.	10	4
												169 H	Texas St.	6	2
												193 H	Kansas	12	2
												193 H	Kansas	5	11
												193 H	Kansas	8	6
												229 H	A&M-Corpus Christi	0	5
												279 H	UTRGV	7	5
<hr/>															
LAST 15 GAMES															
				22 H	Oklahoma St.	4	8	279 H	UTRGV	7	5				
				22 H	Oklahoma St.	3	6	193 H	Kansas	12	2				
				22 H	Oklahoma St.	0	3	193 H	Kansas	8	6				
				169 H	Texas St.	6	2								
				13 A	Texas Tech	17	1								

Non-Div. I Games:

Texas

13 A Texas Tech	7	4
13 A Texas Tech	6	13

T
e
x
a
s

T
e
x
a
s

U
t
a
h

Utah				Through Games Of May 1, 2016								
Average RPI Win:	101	WON-LOST RECORD	WINNING PCT. RANK	LAST 15 GAMES	STRENGTH OF SCHEDULE	OPP. STRENGTH OF SCHEDULE	TEAM RPI	ADJ RPI	CONF. RPI	ADJ CONF. RPI		
DIV. I ONLY		16-23-0	.41026 220	6-9-0	37	93	126	.51284 126	3	3		
DIV. I NON-CONF.		5-15-0	.25 266	2-4-0	114	167	240	.4498 240	3	3		

TOTALS	RPI 1-25	RPI 26-50		W-L RECORDS	RPI 51-100		RPI 101-150		RPI 150+			
16-23-0	0-2-0	4-5-0		OVERALL	6-4-0		1-4-0		5-8-0			
8-6-0	0-0-0	4-2-0		HOME	2-1-0		0-0-0		2-3-0			
6-11-0	0-0-0	0-2-0		AWAY	4-3-0		1-2-0		1-4-0			
2-6-0	0-2-0	0-1-0		NEUTRAL	0-0-0		0-2-0		2-1-0			

5-15-0	0-2-0	0-2-0		NON-CONFERENCE	0-1-0		0-2-0		5-8-0			
2-3-0	0-0-0	0-0-0		HOME	0-0-0		0-0-0		2-3-0			
1-7-0	0-0-0	0-0-		AWAY	0-1-0		0-0-0		1-4-0			
2-5-0	0-2-0	0-0-0		NEUTRAL	0-0-0		0-2-0		2-1-0			

11-8-0	0-0-0	4-3-0		CONFERENCE	6-3-0		1-2-0		0-0-0			
6-3-0	0-0-0	4-2-0		HOME	2-1-0		0-0-0		0-0-0			
5-4-0	0-0-0	0-0-0		AWAY	4-2-0		1-2-0		0-0-0			
0-1-0	0-0-0	0-1-0		NEUTRAL	0-0-0		0-0-0		0-0-0			

RPI S	Opponent	Score		RPI S	Opponent	Score		RPI S	Opponent	Score		
24 N	Minnesota	3	9	32 H	Arizona	4	2	57 A	St. Mary's (CA)	2	7	
24 N	Minnesota	1	6	32 H	Arizona	7	6	59 A	Arizona St.	3	1	
				32 H	Arizona	6	3	59 A	Arizona St.	16	7	
				36 A	BYU	3	14	59 A	Arizona St.	0	5	
				36 A	BYU	0	6	85 H	UCLA	3	10	
				41 H	Oregon St.	2	7	85 H	UCLA	6	4	
				41 H	Oregon St.	7	6	85 H	UCLA	9	4	
				41 H	Oregon St.	4	10	100 A	Oregon	2	0	
				41 N	Oregon St.	2	10	100 A	Oregon	5	9	
								100 A	Oregon	4	1	

				LAST 15 GAMES								
				85 H	UCLA	3	10	171 H	UC Riverside	3	5	
				85 H	UCLA	9	4	171 H	UC Riverside	9	8	
				85 H	UCLA	6	4	171 H	UC Riverside	4	0	
				41 H	Oregon St.	7	6					
				41 H	Oregon St.	2	7					

								115 A	Southern California	14	8	
								115 A	Southern California	1	6	
								115 A	Southern California	2	5	
								131 N	Kansas St.	4	20	
								131 N	Kansas St.	2	9	
								162 A	Utah Valley	4	10	
								162 H	Utah Valley	6	7	
								162 H	Utah Valley	11	12	
								164 N	Ball St.	11	5	
								171 H	UC Riverside	9	8	
								171 H	UC Riverside	4	0	
								171 H	UC Riverside	3	5	
								184 A	Houston Baptist	3	7	
								184 A	Houston Baptist	2	0	
								184 A	Houston Baptist	1	2	
								184 A	Houston Baptist	1	4	
								193 N	Kansas	15	1	
								193 N	Kansas	4	8	

U
t
a
h

Non-Div. I Games:

Utah

41	H	Oregon St.	4	10
162	H	Utah Valley	11	12

U
t
a
h

U
t
a
h

Average RPI Win: 162		WON-LOST RECORD		WINNING PCT. RANK		LAST 15 GAMES		STRENGTH OF SCHEDULE		OPP. STRENGTH OF SCHEDULE		TEAM RPI		ADJ RPI		CONF. RPI		ADJ CONF. RPI			
DIV. I ONLY		27-18-0		.6 78		10-5-0		219		30		127		.51229 127		10		10			
DIV. I NON-CONF.		15-6-0		.71429 41		4-0-0		257		6		93		.53279 93		10		10			
TOTALS		RPI 1-25		RPI 26-50		W-L RECORDS		RPI 51-100		RPI 101-150		RPI 150+									
27-18-0		1-4-0		1-2-0		OVERALL		5-2-0		5-4-0		15-6-0									
13-12-0		1-3-0		0-0-0		HOME		3-2-0		1-2-0		8-5-0									
14-6-0		0-1-0		1-2-0		AWAY		2-0-0		4-2-0		7-1-0									
0-0-0		0-0-0		0-0-0		NEUTRAL		0-0-0		0-0-0		0-0-0									
15-6-0		0-2-0		1-2-0		NON-CONFERENCE		4-0-0		0-0-0		10-2-0									
10-3-0		0-1-0		0-0-0		HOME		2-0-0		0-0-0		8-2-0									
5-3-0		0-1-0		1-0-		AWAY		2-0-0		0-0-0		2-0-0									
0-0-0		0-0-0		0-0-0		NEUTRAL		0-0-0		0-0-0		0-0-0									
12-12-0		1-2-0		0-0-0		CONFERENCE		1-2-0		5-4-0		5-4-0									
3-9-0		1-2-0		0-0-0		HOME		1-2-0		1-2-0		0-3-0									
9-3-0		0-0-0		0-0-0		AWAY		0-0-0		4-2-0		5-1-0									
0-0-0		0-0-0		0-0-0		NEUTRAL		0-0-0		0-0-0		0-0-0									
RPI	S	Opponent		Score		RPI	S	Opponent		Score		RPI	S	Opponent		Score					
18	A	Georgia Tech		1	6	28	A	Georgia		1	4	74	A	Col. of Charleston		13	10				
18	H	Georgia Tech		5	6	28	A	Georgia		1	5	74	H	Col. of Charleston		10	6				
20	H	La.-Lafayette		3	2	28	A	Georgia		5	3	80	H	Troy		1	2				
20	H	La.-Lafayette		9	13							80	H	Troy		7	0				
20	H	La.-Lafayette		2	6							80	H	Troy		4	8				
												92	A	Mercer		11	10				
												92	H	Mercer		8	5				
														107 A UT Arlington		10	6				
														107 A UT Arlington		0	4				
														107 A UT Arlington		6	0				
														124 H Little Rock		8	17				
														124 H Little Rock		3	2				
														124 H Little Rock		2	3				
														143 A Arkansas St.		9	7				
														143 A Arkansas St.		8	3				
														143 A Arkansas St.		5	6				
														157 A La.-Monroe		13	1				
														157 A La.-Monroe		1	2				
														157 A La.-Monroe		4	1				
														169 H Texas St.		3	4				
														169 H Texas St.		3	4				
														169 H Texas St.		3	7				
														194 A Kennesaw St.		4	1				
														194 H Kennesaw St.		10	9				
														198 H Radford		10	2				
														198 H Radford		3	2				
														198 H Radford		1	2				
														198 H Radford		6	3				
														227 H Memphis		5	0				
														227 H Memphis		3	2				
														227 H Memphis		4	6				
														247 A The Citadel		7	5				
														247 H The Citadel		10	2				
														107 A UT Arlington		10	6				
														247 A The Citadel		7	5				
														247 H The Citadel		10	2				
														253 A Appalachian St.		13	3				
LAST 15 GAMES																					
157 A La.-Monroe						4	1	247 A The Citadel						7	5						
157 A La.-Monroe						13	1	247 H The Citadel						10	2						
157 A La.-Monroe						1	2	107 A UT Arlington						10	6						
194 A Kennesaw St.						4	1														
124 H Little Rock						8	17														

Non-Div. I Games:

Ga. Southern

124 H Little Rock	2	3
124 H Little Rock	3	2

RPI	S	Opponent	Score	
253	A	Appalachian St.	8	6
253	A	Appalachian St.	5	1
287	H	Savannah St.	16	1

Average RPI Win:		161	WON-LOST RECORD		WINNING PCT. RANK		LAST 15 GAMES		STRENGTH OF SCHEDULE		OPP. STRENGTH OF SCHEDULE		TEAM RPI		ADJ RPI		CONF. RPI		ADJ CONF. RPI				
Average RPI Loss:		122																					
DIV. I ONLY			23-21-0		.52273 133		10-5-0		184		84		128		.51147 128		12		12				
DIV. I NON-CONF.			11-8-0		.57895 99		2-0-0		76		72		51		.55509 51		12		12				
TOTALS		RPI 1-25		RPI 26-50		W-L RECORDS		RPI 51-100		RPI 101-150		RPI 150+											
23-21-0		1-2-0		1-2-0		OVERALL		2-4-0		8-7-0		11-6-0											
11-5-0		0-0-0		0-0-0		HOME		1-2-0		3-1-0		7-2-0											
11-15-0		0-1-0		1-2-0		AWAY		1-2-0		5-6-0		4-4-0											
1-1-0		1-1-0		0-0-0		NEUTRAL		0-0-0		0-0-0		0-0-0											
11-8-0		1-2-0		0-0-0		NON-CONFERENCE		0-0-0		8-4-0		2-2-0											
5-1-0		0-0-0		0-0-0		HOME		0-0-0		3-1-0		2-0-0											
5-6-0		0-1-0		0-0-		AWAY		0-0-0		5-3-0		0-2-0											
1-1-0		1-1-0		0-0-0		NEUTRAL		0-0-0		0-0-0		0-0-0											
12-13-0		0-0-0		1-2-0		CONFERENCE		2-4-0		0-3-0		9-4-0											
6-4-0		0-0-0		0-0-0		HOME		1-2-0		0-0-0		5-2-0											
6-9-0		0-0-0		1-2-0		AWAY		1-2-0		0-3-0		4-2-0											
0-0-0		0-0-0		0-0-0		NEUTRAL		0-0-0		0-0-0		0-0-0											
RPI	S	Opponent		Score		RPI	S	Opponent		Score		RPI	S	Opponent		Score		RPI	S	Opponent		Score	
5	A	Texas A&M		1	21	48	A	Northwestern St.		3	10	66	H	New Orleans		11	19	107	A	UT Arlington		12	1
22	N	Oklahoma St.		2	8	48	A	Northwestern St.		2	4	66	H	New Orleans		4	5	107	A	UT Arlington		7	13
22	N	Oklahoma St.		5	4	48	A	Northwestern St.		4	1	66	H	New Orleans		16	6	107	H	UT Arlington		5	13
												87	A	Sam Houston St.		3	7	117	H	Sacred Heart		7	5
												87	A	Sam Houston St.		6	8	117	H	Sacred Heart		13	11
												87	A	Sam Houston St.		8	4	117	H	Sacred Heart		15	1
																		131	A	Kansas St.		5	11
																		131	A	Kansas St.		6	5
																		145	A	Central Ark.		7	9
																		145	A	Central Ark.		4	5
																		145	A	Central Ark.		2	3
																		147	A	New Mexico St.		6	7
																		147	A	New Mexico St.		5	4
																		147	A	New Mexico St.		14	7
																		147	A	New Mexico St.		8	2
																		157	H	La.-Monroe		6	2
																		170	A	Wichita St.		2	10
																		170	A	Wichita St.		4	12
																		184	A	Houston Baptist		2	6
																		184	A	Houston Baptist		15	3
																		184	A	Houston Baptist		1	12
																		184	H	Houston Baptist		8	7
																		218	A	Abilene Christian		11	2
																		218	A	Abilene Christian		7	2
																		218	A	Abilene Christian		13	4
																		229	H	A&M-Corpus Christi		3	2
																		229	H	A&M-Corpus Christi		7	6
LAST 15 GAMES																							
218 A Abilene Christian				7 2				184 A Houston Baptist				15 3				218 A Abilene Christian				11 2			
218 A Abilene Christian				13 4				184 A Houston Baptist				1 12				218 A Abilene Christian				7 2			
218 A Abilene Christian				11 2				184 A Houston Baptist				2 6				218 A Abilene Christian				13 4			
157 H La.-Monroe				6 2												229 H A&M-Corpus Christi				3 2			
264 H Incarnate Word				4 14												229 H A&M-Corpus Christi				7 6			

Non-Div. I Games:

SFA

SFA

264	H	Incarnate Word	11	1
264	H	Incarnate Word	7	1

Through Games Of May 1, 2016

RPI	S	Opponent	Score	
229	H	A&M-Corpus Christi	9	11
264	H	Incarnate Word	4	14
264	H	Incarnate Word	7	1
264	H	Incarnate Word	11	1
288	H	Texas Southern	17	3

SFA

S
F
A

S
F
A

131 A Kansas St.	7	11
131 A Kansas St.	7	5

B
a
y
l
o
r

B
a
y
l
o
r

Indiana

Indiana

Indiana

51	A	Michigan St.	0	9
51	A	Michigan St.	3	2

RPI	S	Opponent	Score	
282	H	Butler	27	1
282	N	Butler	2	1

I
n
d
i
a
n
a

I
n
d
i
a
n
a

Indiana

Average RPI Win: 153		WON-LOST	WINNING	LAST 15	STRENGTH OF		OPP. STRENGTH	TEAM	ADJ	CONF.	ADJ CONF.
Average RPI Loss: 85		RECORD	PCT. RANK	GAMES	SCHEDULE		OF SCHEDULE	RPI	RPI	RPI	RPI
DIV. I ONLY		21-23-0	.47727	167	9-6-0		69	102	131	.50994	131
DIV. I NON-CONF.		16-13-0	.55172	119	4-2-0		92	182	117	.51919	117
TOTALS		RPI 1-25	RPI 26-50		W-L RECORDS		RPI 51-100		RPI 101-150		RPI 150+
21-23-0		1-7-0	0-2-0		OVERALL		1-2-0		10-9-0		9-3-0
12-13-0		1-3-0	0-0-0		HOME		0-2-0		4-7-0		7-1-0
7-8-0		0-4-0	0-0-0		AWAY		1-0-0		4-2-0		2-2-0
2-2-0		0-0-0	0-2-0		NEUTRAL		0-0-0		2-0-0		0-0-0
16-13-0		1-1-0	0-2-0		NON-CONFERENCE		1-2-0		5-5-0		9-3-0
9-7-0		1-0-0	0-0-0		HOME		0-2-0		1-4-0		7-1-0
5-4-0		0-1-0	0-0-		AWAY		1-0-0		2-1-0		2-2-0
2-2-0		0-0-0	0-2-0		NEUTRAL		0-0-0		2-0-0		0-0-0
5-10-0		0-6-0	0-0-0		CONFERENCE		0-0-0		5-4-0		0-0-0
3-6-0		0-3-0	0-0-0		HOME		0-0-0		3-3-0		0-0-0
2-4-0		0-3-0	0-0-0		AWAY		0-0-0		2-1-0		0-0-0
0-0-0		0-0-0	0-0-0		NEUTRAL		0-0-0		0-0-0		0-0-0
RPI S	Opponent	Score	RPI S	Opponent	Score	RPI S	Opponent	Score	RPI S	Opponent	Score
13 A	Texas Tech	4 10	41 N	Oregon St.	0 14	70 A	Nebraska	4 2	116 A	West Virginia	4 5
13 A	Texas Tech	3 10	41 N	Oregon St.	5 7	70 H	Nebraska	1 5	116 A	West Virginia	15 2
13 A	Texas Tech	5 6				73 H	Oral Roberts	10 14	116 A	West Virginia	8 6
21 A	Creighton	4 5							119 H	Western Caro.	2 10
21 H	Creighton	8 2							119 H	Western Caro.	2 6
22 H	Oklahoma St.	4 5							119 H	Western Caro.	5 7
22 H	Oklahoma St.	1 2							120 A	Iowa	1 2
22 H	Oklahoma St.	4 5							120 A	Iowa	4 2
									120 A	Iowa	3 2
									125 H	Texas	5 12
									125 H	Texas	3 2
									125 H	Texas	3 6
									126 N	Utah	20 4
									126 N	Utah	9 2
									128 H	SFA	5 6
									128 H	SFA	11 5
									129 H	Baylor	11 7
									129 H	Baylor	5 7
									129 H	Baylor	10 4
									165 H	Milwaukee	7 0
									165 H	Milwaukee	1 14
									165 H	Milwaukee	3 1
									171 A	UC Riverside	1 0
									171 A	UC Riverside	3 6
									171 A	UC Riverside	3 6
									171 A	UC Riverside	8 1
									190 H	Omaha	11 3
			LAST 15 GAMES								
			120 A	Iowa	4 2	70 H	Nebraska	1 5			
			120 A	Iowa	1 2	116 A	West Virginia	4 5			
			120 A	Iowa	3 2	116 A	West Virginia	15 2			
			191 H	Grand Canyon	10 6						
			129 H	Baylor	10 4						

Non-Div. I Games:

Kansas St.

Kansas St.

129	H	Baylor	11	7
129	H	Baylor	5	7

Through Games Of May 1, 2016

RPI	S	Opponent	Score	
191	H	Grand Canyon	10	6
280	H	Ark.-Pine Bluff	15	9
280	H	Ark.-Pine Bluff	13	8
280	H	Ark.-Pine Bluff	18	8

Kansas St.

K
a
n
s
a
s
S
t
.

K
a
n
s
a
s
S
t
.

**F
u
r
m
a
n**

Furman

92 A Mercer	4	8
92 A Mercer	7	8

F
u
r
m
a
n

F
u
r
m
a
n

Average RPI Win: 220		WON-LOST	WINNING	LAST 15	STRENGTH OF		OPP. STRENGTH	TEAM	ADJ	CONF.	ADJ CONF.
Average RPI Loss: 127		RECORD	PCT. RANK	GAMES	SCHEDULE		OF SCHEDULE	RPI	RPI	RPI	RPI
DIV. I ONLY		22-17-0	.5641	102	10-5-0		183	225	133	.50789	133
DIV. I NON-CONF.		13-11-0	.54167	129	4-2-0		188	197	136	.50658	136
TOTALS		RPI 1-25	RPI 26-50		W-L RECORDS		RPI 51-100		RPI 101-150		RPI 150+
22-17-0		0-0-0	0-3-0		OVERALL		0-3-0		2-3-0		20-8-0
5-8-0		0-0-0	0-0-0		HOME		0-1-0		1-3-0		4-4-0
12-7-0		0-0-0	0-2-0		AWAY		0-1-0		1-0-0		11-4-0
5-2-0		0-0-0	0-1-0		NEUTRAL		0-1-0		0-0-0		5-0-0
13-11-0		0-0-0	0-3-0		NON-CONFERENCE		0-3-0		1-1-0		12-4-0
3-4-0		0-0-0	0-0-0		HOME		0-1-0		0-1-0		3-2-0
5-5-0		0-0-0	0-0-		AWAY		0-1-0		1-0-0		4-2-0
5-2-0		0-0-0	0-1-0		NEUTRAL		0-1-0		0-0-0		5-0-0
9-6-0		0-0-0	0-0-0		CONFERENCE		0-0-0		1-2-0		8-4-0
2-4-0		0-0-0	0-0-0		HOME		0-0-0		1-2-0		1-2-0
7-2-0		0-0-0	0-0-0		AWAY		0-0-0		0-0-0		7-2-0
0-0-0		0-0-0	0-0-0		NEUTRAL		0-0-0		0-0-0		0-0-0
RPI S	Opponent	Score	RPI S	Opponent	Score	RPI S	Opponent	Score	RPI S	Opponent	Score
			27 N	Michigan	1 5	51 N	Michigan St.	7 8	105 H	Rhode Island	1 5
			29 A	Fla. Atlantic	1 4	75 A	Rutgers	1 11	105 H	Rhode Island	8 3
			29 A	Fla. Atlantic	0 1	75 H	Rutgers	4 6	105 H	Rhode Island	2 4
									117 H	Sacred Heart	5 6
									141 A	Monmouth	7 3
									162 N	Utah Valley	6 5
									167 A	Santa Clara	11 9
									168 A	South Fla.	3 13
									168 A	South Fla.	8 7
									168 A	South Fla.	3 7
									173 A	Delaware	9 4
									177 A	Richmond	7 3
									177 A	Richmond	2 4
									177 A	Richmond	6 5
									188 H	Canisius	1 2
									188 H	Canisius	3 4
									200 H	Davidson	10 1
									200 H	Davidson	7 8
									200 H	Davidson	0 3
									241 N	Rider	5 3
									250 H	Villanova	8 0
									250 H	Villanova	8 3
									251 N	Western Mich.	17 8
									252 N	UC Davis	10 8
									256 N	Central Mich.	5 2
									263 A	Saint Louis	3 2
									263 A	Saint Louis	6 22
LAST 15 GAMES			105 H	Rhode Island	8 3	173 A	Delaware	9 4	251 N	Western Mich.	17 8
			105 H	Rhode Island	1 5	270 A	Massachusetts	17 7	252 N	UC Davis	10 8
			105 H	Rhode Island	2 4	270 A	Massachusetts	6 1	256 N	Central Mich.	5 2
			241 N	Rider	5 3				263 A	Saint Louis	3 2
			263 A	Saint Louis	6 22				263 A	Saint Louis	6 22

Non-Div. I Games:

Saint Joseph's

263	A	Saint Louis	3	2
263	A	Saint Louis	3	2

RPI	S	Opponent	Score	
263	A	Saint Louis	3	2
265	A	Lafayette	9	4
270	A	Massachusetts	3	1
270	A	Massachusetts	17	7
270	A	Massachusetts	6	1
271	H	Bucknell	6	5

Saint Joseph's

S
a
i
n
t
J
o
s
e
p
h
'
s

S
a
i
n
t
J
o
s
e
p
h
'
s

Average RPI Win:	211	WON-LOST	WINNING	LAST 15	STRENGTH OF	OPP. STRENGTH	TEAM	ADJ	CONF.	ADJ CONF.					
Average RPI Loss:	137	RECORD	PCT. RANK	GAMES	SCHEDULE	OF SCHEDULE	RPI	RPI	RPI	RPI					
DIV. I ONLY		21-22-0	.48837	159	8-7-0	166	241	134	.50785	134	23	23			
DIV. I NON-CONF.		11-17-0	.39286	212	2-5-0	195	199	171	.49023	169	24	24			
<hr/>															
TOTALS	RPI 1-25	RPI 26-50		W-L RECORDS		RPI 51-100		RPI 101-150		RPI 150+					
21-22-0	0-0-0	0-4-0		OVERALL		1-4-0		1-2-0		19-12-0					
7-3-0	0-0-0	0-0-0		HOME		0-1-0		1-0-0		6-2-0					
14-19-0	0-0-0	0-4-0		AWAY		1-3-0		0-2-0		13-10-0					
0-0-0	0-0-0	0-0-0		NEUTRAL		0-0-0		0-0-0		0-0-0					
11-17-0	0-0-0	0-4-0		NON-CONFERENCE		0-2-0		1-2-0		10-9-0					
3-1-0	0-0-0	0-0-0		HOME		0-1-0		1-0-0		2-0-0					
8-16-0	0-0-0	0-0-		AWAY		0-1-0		0-2-0		8-9-0					
0-0-0	0-0-0	0-0-0		NEUTRAL		0-0-0		0-0-0		0-0-0					
10-5-0	0-0-0	0-0-0		CONFERENCE		1-2-0		0-0-0		9-3-0					
4-2-0	0-0-0	0-0-0		HOME		0-0-0		0-0-0		4-2-0					
6-3-0	0-0-0	0-0-0		AWAY		1-2-0		0-0-0		5-1-0					
0-0-0	0-0-0	0-0-0		NEUTRAL		0-0-0		0-0-0		0-0-0					
<hr/>															
RPI	S	Opponent	Score	RPI	S	Opponent	Score	RPI	S	Opponent	Score				
				40	A	Kentucky	1 11	69	H	Wright St.	0 4	109	A	Cincinnati	2 7
				44	A	Pittsburgh	7 8	76	A	Kent St.	3 10	150	A	Xavier	4 12
				44	A	Pittsburgh	0 5	76	A	Kent St.	3 4	150	H	Xavier	3 2
				44	A	Pittsburgh	3 4	76	A	Kent St.	5 2	158	A	Middle Tenn.	13 5
								94	A	Morehead St.	3 17	162	A	Winthrop	6 18
												162	A	Winthrop	5 7
												162	A	Winthrop	5 1
												164	H	Ball St.	4 2
												164	H	Ball St.	6 9
												164	H	Ball St.	0 9
												166	A	Campbell	3 5
												166	A	Campbell	0 7
												166	A	Campbell	5 4
												177	A	Richmond	3 10
												177	A	Richmond	14 7
												205	A	Northern Ill.	1 6
												205	A	Northern Ill.	2 0
												205	A	Northern Ill.	7 0
												206	A	Tennessee Tech	9 4
												206	A	Tennessee Tech	11 10
												206	A	Tennessee Tech	6 10
												208	A	Belmont	16 14
												221	A	Lipscomb	6 13
												230	A	Dayton	8 11
												230	H	Dayton	7 3
												238	A	Northern Ky.	1 5
												255	A	Buffalo	6 0
<hr/>															
				LAST 15 GAMES											
				76	A	Kent St.	3 4	282	A	Butler	10 3				
				76	A	Kent St.	5 2	255	A	Buffalo	7 6				
				76	A	Kent St.	3 10	255	A	Buffalo	3 0				
				40	A	Kentucky	1 11								
				44	A	Pittsburgh	7 8								

Non-Div. I Games:

Miami (OH)

44	A	Pittsburgh	3	4
44	A	Pittsburgh	0	5

RPI	S	Opponent	Score	
255	A	Buffalo	3	0
255	A	Buffalo	7	6
262	H	Northwestern	5	4
268	H	Bowling Green	7	5
268	H	Bowling Green	5	1
268	H	Bowling Green	4	3
282	A	Butler	10	3

Average RPI Win:	156	WON-LOST RECORD	WINNING PCT. RANK	LAST 15 GAMES	STRENGTH OF SCHEDULE	OPP. STRENGTH OF SCHEDULE	TEAM RPI	ADJ RPI	CONF. RPI	ADJ CONF. RPI		
DIV. I ONLY		22-22-0	.5	147	6-9-0	112	158	135	.50784	135	16	16
DIV. I NON-CONF.		15-14-0	.51724	143	2-3-0	34	82	101	.52994	101	20	20
<hr/>												
TOTALS	RPI 1-25	RPI 26-50		W-L RECORDS		RPI 51-100		RPI 101-150		RPI 150+		
22-22-0	0-0-0	2-3-0		OVERALL		5-6-0		4-0-0		11-13-0		
14-7-0	0-0-0	1-1-0		HOME		3-4-0		3-0-0		7-2-0		
5-14-0	0-0-0	0-2-0		AWAY		0-1-0		1-0-0		4-11-0		
3-1-0	0-0-0	1-0-0		NEUTRAL		2-1-0		0-0-0		0-0-0		
<hr/>												
15-14-0	0-0-0	2-3-0		NON-CONFERENCE		5-6-0		4-0-0		4-5-0		
9-6-0	0-0-0	1-1-0		HOME		3-4-0		3-0-0		2-1-0		
3-7-0	0-0-0	0-0-		AWAY		0-1-0		1-0-0		2-4-0		
3-1-0	0-0-0	1-0-0		NEUTRAL		2-1-0		0-0-0		0-0-0		
<hr/>												
7-8-0	0-0-0	0-0-0		CONFERENCE		0-0-0		0-0-0		7-8-0		
5-1-0	0-0-0	0-0-0		HOME		0-0-0		0-0-0		5-1-0		
2-7-0	0-0-0	0-0-0		AWAY		0-0-0		0-0-0		2-7-0		
0-0-0	0-0-0	0-0-0		NEUTRAL		0-0-0		0-0-0		0-0-0		
<hr/>												
RPI S	Opponent	Score	RPI S	Opponent	Score	RPI S	Opponent	Score	RPI S	Opponent	Score	
			43 A	Duke	1 6	61 H	UConn	5 7	112 A	William & Mary	10 7	
			43 H	Duke	7 8	61 H	UConn	5 4	112 H	William & Mary	8 4	
			43 N	Duke	1 0	61 H	UConn	8 5	121 H	Evansville	5 2	
			47 A	Maryland	9 10	67 A	Old Dominion	6 7	121 H	Evansville	5 3	
			47 H	Maryland	5 4	76 H	Kent St.	1 8	162 A	Winthrop	5 7	
						76 H	Kent St.	5 6	162 A	Winthrop	5 6	
						76 H	Kent St.	4 2	162 A	Winthrop	5 11	
						76 H	Kent St.	0 2	166 A	Campbell	1 2	
						88 N	Marshall	7 3	166 A	Campbell	1 2	
						88 N	Marshall	9 8	166 A	Campbell	3 0	
						97 N	Ohio St.	4 5	168 A	South Fla.	5 6	
									168 A	South Fla.	10 11	
									168 A	South Fla.	4 0	
									177 A	Richmond	9 10	
									181 A	Presbyterian	8 9	
									181 A	Presbyterian	7 9	
									181 A	Presbyterian	4 2	
									187 A	Virginia Tech	22 7	
									187 H	Virginia Tech	10 11	
									189 A	Elon	5 10	
									220 H	Central Conn. St.	7 5	
									220 H	Central Conn. St.	5 1	
									258 H	Charleston So.	9 6	
									258 H	Charleston So.	1 6	
									258 H	Charleston So.	10 2	
									284 H	UNC Asheville	7 6	
									284 H	UNC Asheville	6 5	
<hr/>												
			LAST 15 GAMES									
			112 A	William & Mary	10 7	166 A	Campbell	3 0	258 H	Charleston So.	9 6	
			187 H	Virginia Tech	10 11	166 A	Campbell	1 2	258 H	Charleston So.	1 6	
			181 A	Presbyterian	8 9	166 A	Campbell	1 2	258 H	Charleston So.	10 2	
			181 A	Presbyterian	7 9				284 H	UNC Asheville	7 6	
			181 A	Presbyterian	4 2				284 H	UNC Asheville	6 5	

Non-Div. I Games:

Liberty

177	A	Richmond	9	10
43	H	Duke	7	8

RPI	S	Opponent	Score	
284	H	UNC Asheville	11	5

Liberty

L
i
b
e
r
t
y

L
i
b
e
r
t
y

Average RPI Win:	178	WON-LOST	WINNING	LAST 15	STRENGTH OF	OPP. STRENGTH	TEAM	ADJ	CONF.	ADJ CONF.			
Average RPI Loss:	144	RECORD	PCT. RANK	GAMES	SCHEDULE	OF SCHEDULE	RPI	RPI	RPI	RPI			
DIV. I ONLY		17-17-0	.5	147	8-6-0	212	174	136	.50667	136	19	19	
DIV. I NON-CONF.		8-10-0	.44444	179	2-1-0	200	136	131	.50989	131	14	14	
<hr/>													
TOTALS	RPI 1-25	RPI 26-50		W-L RECORDS		RPI 51-100		RPI 101-150		RPI 150+			
17-17-0	0-0-0	0-0-0		OVERALL		2-3-0		3-7-0		12-7-0			
3-3-0	0-0-0	0-0-0		HOME		0-0-0		1-2-0		2-1-0			
13-14-0	0-0-0	0-0-0		AWAY		2-3-0		2-5-0		9-6-0			
1-0-0	0-0-0	0-0-0		NEUTRAL		0-0-0		0-0-0		1-0-0			
<hr/>													
8-10-0	0-0-0	0-0-0		NON-CONFERENCE		1-1-0		2-5-0		5-4-0			
0-1-0	0-0-0	0-0-0		HOME		0-0-0		0-0-0		0-1-0			
7-9-0	0-0-0	0-0-		AWAY		1-1-0		2-5-0		4-3-0			
1-0-0	0-0-0	0-0-0		NEUTRAL		0-0-0		0-0-0		1-0-0			
<hr/>													
9-7-0	0-0-0	0-0-0		CONFERENCE		1-2-0		1-2-0		7-3-0			
3-2-0	0-0-0	0-0-0		HOME		0-0-0		1-2-0		2-0-0			
6-5-0	0-0-0	0-0-0		AWAY		1-2-0		0-0-0		5-3-0			
0-0-0	0-0-0	0-0-0		NEUTRAL		0-0-0		0-0-0		0-0-0			
<hr/>													
RPI	S	Opponent	Score	RPI	S	Opponent	Score	RPI	S	Opponent	Score		
				51 A Michigan St.				3	1	103 A Seattle		1	10
				69 A Wright St.				2	5	103 A Seattle		5	4
				69 A Wright St.				3	0	103 A Seattle		0	2
				69 A Wright St.				4	14	103 A Seattle		1	7
				72 A Fresno St.				10	11	106 H Valparaiso		0	11
								106 H Valparaiso		5	3		
								106 H Valparaiso		4	10		
								114 A Pepperdine		5	12		
								114 A Pepperdine		2	8		
								114 A Pepperdine		7	3		
								175 A Eastern Mich.		7	4		
								175 N Eastern Mich.		11	3		
								180 A Ill.-Chicago		5	4		
								180 A Ill.-Chicago		0	3		
								180 A Ill.-Chicago		0	6		
								197 A Portland		3	6		
								197 A Portland		7	10		
								197 A Portland		4	0		
								197 A Portland		14	4		
								230 A Dayton		6	4		
				230 A Dayton		0	3						
				238 A Northern Ky.		12	4						
				238 A Northern Ky.		6	3						
				238 A Northern Ky.		6	1						
				238 H Northern Ky.		4	3						
				238 H Northern Ky.		5	3						
				242 A Youngstown St.		9	1						

Non-Div. I Games:	Olivet	17	0
-------------------	--------	----	---

Oakland

242	A	Youngstown St.	2	7
238	H	Northern Ky.	5	3

RPI	S	Opponent	Score
242	A	Youngstown St.	2 7
256	H	Central Mich.	4 7

Oakland

O
a
k
l
a
n
d

O
a
k
l
a
n
d

Average RPI Win: 182		WON-LOST RECORD		WINNING PCT. RANK		LAST 15 GAMES		STRENGTH OF SCHEDULE		OPP. STRENGTH OF SCHEDULE		TEAM RPI		ADJ RPI		CONF. RPI		ADJ CONF. RPI					
DIV. I ONLY		23-20-0		.53488 122		8-7-0		190		140		137		.50621 137		13		13					
DIV. I NON-CONF.		10-12-0		.45455 171		3-3-0		209		192		184		.48301 184		11		11					
TOTALS		RPI 1-25		RPI 26-50		W-L RECORDS		RPI 51-100		RPI 101-150		RPI 150+											
23-20-0		0-1-0		0-0-0		OVERALL		2-7-0		5-4-0		16-8-0											
10-6-0		0-0-0		0-0-0		HOME		1-3-0		2-1-0		7-2-0											
11-12-0		0-1-0		0-0-0		AWAY		1-4-0		3-3-0		7-4-0											
2-2-0		0-0-0		0-0-0		NEUTRAL		0-0-0		0-0-0		2-2-0											
10-12-0		0-1-0		0-0-0		NON-CONFERENCE		1-2-0		2-4-0		7-5-0											
4-3-0		0-0-0		0-0-0		HOME		0-1-0		2-1-0		2-1-0											
4-7-0		0-1-0		0-0-		AWAY		1-1-0		0-3-0		3-2-0											
2-2-0		0-0-0		0-0-0		NEUTRAL		0-0-0		0-0-0		2-2-0											
13-8-0		0-0-0		0-0-0		CONFERENCE		1-5-0		3-0-0		9-3-0											
6-3-0		0-0-0		0-0-0		HOME		1-2-0		0-0-0		5-1-0											
7-5-0		0-0-0		0-0-0		AWAY		0-3-0		3-0-0		4-2-0											
0-0-0		0-0-0		0-0-0		NEUTRAL		0-0-0		0-0-0		0-0-0											
RPI	S	Opponent		Score		RPI	S	Opponent		Score		RPI	S	Opponent		Score		RPI	S	Opponent		Score	
9	A	UC Santa Barbara		4	5					57	A	St. Mary's (CA)		1	6	104	A	UC Irvine		0	6		
										57	H	St. Mary's (CA)		5	8	104	A	UC Irvine		1	4		
										59	A	Arizona St.		11	5	104	A	UC Irvine		7	8		
										71	H	New Mexico		3	8	146	H	St. John's (NY)		12	1		
										71	H	New Mexico		2	3	146	H	St. John's (NY)		3	10		
										71	H	New Mexico		7	6	146	H	St. John's (NY)		5	1		
										72	A	Fresno St.		6	7	148	A	UNLV		7	4		
										72	A	Fresno St.		4	5	148	A	UNLV		6	5		
										72	A	Fresno St.		3	8	148	A	UNLV		7	5		
																154	A	Sacramento St.		2	5		
																154	H	Sacramento St.		2	7		
																167	H	Santa Clara		14	2		
																169	A	Texas St.		2	3		
																169	A	Texas St.		6	3		
																169	A	Texas St.		17	6		
																178	A	Air Force		4	18		
																178	A	Air Force		2	5		
																178	A	Air Force		12	5		
																178	H	Air Force		7	12		
																178	H	Air Force		8	4		
																178	H	Air Force		6	5		
																209	A	San Diego St.		5	0		
										9	A	UC Santa Barbara		4	5	209	A	San Diego St.		13	9		
										72	A	Fresno St.		6	7	209	A	San Diego St.		8	5		
										72	A	Fresno St.		3	8	209	H	San Diego St.		3	2		
																209	H	San Diego St.		6	5		
																209	H	San Diego St.		7	6		

178	H	Air Force	7	12
178	H	Air Force	6	5

RPI	S	Opponent	Score	
252	A	UC Davis	3	1
252	H	UC Davis	5	4
262	N	Northwestern	1	5
262	N	Northwestern	11	2
262	N	Northwestern	10	6
262	N	Northwestern	2	4

Nevada

N
e
v
a
d
a

N
e
v
a
d
a

Average RPI Win:	248	WON-LOST RECORD	WINNING PCT. RANK	LAST 15 GAMES	STRENGTH OF SCHEDULE	OPP. STRENGTH OF SCHEDULE	TEAM RPI	ADJ RPI	CONF. RPI	ADJ CONF. RPI	
Average RPI Loss:	109										
DIV. I ONLY	31-14-0	.68889	30	13-2-0	275	274	138	.50566	138	32	32
DIV. I NON-CONF.	10-14-0	.41667	195	3-2-0	113	92	170	.49096	168	31	31
<hr/>											
TOTALS	RPI 1-25	RPI 26-50		W-L RECORDS	RPI 51-100		RPI 101-150		RPI 150+		
31-14-0	0-0-0	1-4-0		OVERALL	3-4-0		0-3-0		27-3-0		
16-4-0	0-0-0	1-0-0		HOME	1-1-0		0-1-0		14-2-0		
14-9-0	0-0-0	0-4-0		AWAY	2-3-0		0-2-0		12-0-0		
1-1-0	0-0-0	0-0-0		NEUTRAL	0-0-0		0-0-0		1-1-0		
<hr/>											
10-14-0	0-0-0	1-4-0		NON-CONFERENCE	3-4-0		0-3-0		6-3-0		
7-4-0	0-0-0	1-0-0		HOME	1-1-0		0-1-0		5-2-0		
2-9-0	0-0-0	0-0-		AWAY	2-3-0		0-2-0		0-0-0		
1-1-0	0-0-0	0-0-0		NEUTRAL	0-0-0		0-0-0		1-1-0		
<hr/>											
21-0-0	0-0-0	0-0-0		CONFERENCE	0-0-0		0-0-0		21-0-0		
9-0-0	0-0-0	0-0-0		HOME	0-0-0		0-0-0		9-0-0		
12-0-0	0-0-0	0-0-0		AWAY	0-0-0		0-0-0		12-0-0		
0-0-0	0-0-0	0-0-0		NEUTRAL	0-0-0		0-0-0		0-0-0		
<hr/>											
RPI S	Opponent	Score	RPI S	Opponent	Score	RPI S	Opponent	Score	RPI S	Opponent	Score
			37 A	South Ala.	3 4	62 A	Jacksonville St.	8 5	110 A	Auburn	0 11
			37 H	South Ala.	12 7	62 A	Jacksonville St.	1 7	110 A	Auburn	2 11
			48 A	Northwestern St.	2 4	62 H	Jacksonville St.	4 1	149 H	Florida A&M	8 14
			48 A	Northwestern St.	0 1	77 A	Tennessee	3 0	162 H	Winthrop	11 10
			48 A	Northwestern St.	4 8	80 A	Troy	0 8	162 H	Winthrop	5 4
						81 A	Samford	3 13	162 H	Winthrop	9 10
						81 H	Samford	7 18	238 H	Northern Ky.	5 8
									238 H	Northern Ky.	7 6
									238 H	Northern Ky.	11 1
									238 H	Northern Ky.	9 3
									268 N	Bowling Green	11 3
									268 N	Bowling Green	4 7
									289 A	Jackson St.	7 4
									289 A	Jackson St.	15 4
									289 A	Jackson St.	13 1
									289 H	Jackson St.	7 2
									289 H	Jackson St.	6 1
									289 H	Jackson St.	4 3
									290 A	Alcorn	16 1
									290 A	Alcorn	7 3
									290 A	Alcorn	10 4
									290 H	Alcorn	10 0
									290 H	Alcorn	8 1
									290 H	Alcorn	10 0
									297 A	Alabama A&M	16 4
									297 A	Alabama A&M	17 2
									297 A	Alabama A&M	7 3
<hr/>											
LAST 15 GAMES											
			290 A	Alcorn	10 4	299 A	Mississippi Val.	12 0	290 H	Alcorn	8 1
			290 A	Alcorn	16 1	110 A	Auburn	2 11	290 H	Alcorn	10 0
			290 A	Alcorn	7 3	81 A	Samford	3 13	297 A	Alabama A&M	16 4
			77 A	Tennessee	3 0				297 A	Alabama A&M	17 2
			62 H	Jacksonville St.	4 1				297 A	Alabama A&M	7 3

Non-Div. I Games:

Alabama St.

299 A Mississippi Val.	28	1
299 A Mississippi Val.	10	0

RPI	S	Opponent	Score	
299	A	Mississippi Val.	12	0
299	A	Mississippi Val.	10	0
299	A	Mississippi Val.	28	1
299	H	Mississippi Val.	3	0
299	H	Mississippi Val.	11	3
299	H	Mississippi Val.	27	2

Alabama St.

A
l
a
b
a
m
a
S
t
.

A
l
a
b
a
m
a
S
t
.

Average RPI Win:		138	WON-LOST RECORD		WINNING PCT. RANK	LAST 15 GAMES		STRENGTH OF SCHEDULE		OPP. STRENGTH OF SCHEDULE	TEAM RPI	ADJ RPI	CONF. RPI	ADJ CONF. RPI			
Average RPI Loss:		102															
DIV. I ONLY			17-28-0		.37778	230	8-7-0		86	94	139	.50558	139	9	9		
DIV. I NON-CONF.			6-18-0		.25	266	1-2-0		61	81	192	.47915	192	8	8		
TOTALS		RPI 1-25		RPI 26-50		W-L RECORDS		RPI 51-100		RPI 101-150		RPI 150+					
17-28-0		0-4-0		3-5-0		OVERALL		2-8-0		4-2-0		8-9-0					
7-2-0		0-0-0		2-1-0		HOME		0-1-0		3-0-0		2-0-0					
8-22-0		0-4-0		1-4-0		AWAY		2-7-0		1-2-0		4-5-0					
2-4-0		0-0-0		0-0-0		NEUTRAL		0-0-0		0-0-0		2-4-0					
6-18-0		0-4-0		1-4-0		NON-CONFERENCE		0-4-0		0-0-0		5-6-0					
1-1-0		0-0-0		0-0-0		HOME		0-1-0		0-0-0		1-0-0					
3-13-0		0-4-0		1-0-		AWAY		0-3-0		0-0-0		2-2-0					
2-4-0		0-0-0		0-0-0		NEUTRAL		0-0-0		0-0-0		2-4-0					
11-10-0		0-0-0		2-1-0		CONFERENCE		2-4-0		4-2-0		3-3-0					
6-1-0		0-0-0		2-1-0		HOME		0-0-0		3-0-0		1-0-0					
5-9-0		0-0-0		0-0-0		AWAY		2-4-0		1-2-0		2-3-0					
0-0-0		0-0-0		0-0-0		NEUTRAL		0-0-0		0-0-0		0-0-0					
RPI	S	Opponent		Score		RPI	S	Opponent		Score		RPI	S	Opponent		Score	
9	A	UC Santa Barbara		2	8	41	A	Oregon St.		5	0	57	A	St. Mary's (CA)		6	5
9	A	UC Santa Barbara		3	7	41	A	Oregon St.		0	4	57	A	St. Mary's (CA)		1	5
9	A	UC Santa Barbara		5	13	41	A	Oregon St.		5	8	57	A	St. Mary's (CA)		2	4
9	A	UC Santa Barbara		5	6	45	H	Gonzaga		5	3	71	H	New Mexico		3	12
						45	H	Gonzaga		2	10	86	A	Cal Poly		6	7
						45	H	Gonzaga		9	1	86	A	Cal Poly		1	2
						49	A	California		5	7	86	A	Cal Poly		5	10
						49	A	California		4	5	93	A	Loyola Marymount		1	5
												93	A	Loyola Marymount		4	13
												93	A	Loyola Marymount		4	3

Non-Div. I Games:

San Francisco

108	H	San Diego	13	3
211	H	San Jose St.	4	3

S
a
n
F
r
a
n
c
i
s
c
o

S
a
n
F
r
a
n
c
i
s
c
o

[illegible]

Non-Div. I Games:

Southern Ill.

216 A	Illinois St.	7	3
143 H	Arkansas St.	1	7

S
o
u
t
h
e
r
n
I
l
l
.

S
o
u
t
h
e
r
n
I
l
l
.

Monmouth

Monmouth

237	A	Marist	11	9
265	A	Lafayette	12	13

RPI	S	Opponent	Score	
284	N	UNC Asheville	8	7
292	A	Saint Peter's	7	8
292	A	Saint Peter's	4	1
292	A	Saint Peter's	11	7

Monmouth

M
o
n
m
o
u
t
h

M
o
n
m
o
u
t
h

Average RPI Win: 165		WON-LOST	WINNING	LAST 15	STRENGTH OF		OPP. STRENGTH	TEAM	ADJ		CONF.	ADJ CONF.	
Average RPI Loss: 157		RECORD	PCT. RANK	GAMES	SCHEDULE		OF SCHEDULE	RPI	RPI		RPI	RPI	
DIV. I ONLY		17-16-0	.51515	136	6-7-0		206	158	142	.50431	142	11	11
DIV. I NON-CONF.		12-10-0	.54545	125	1-1-0		273	208	158	.49309	158	13	13
TOTALS		RPI 1-25	RPI 26-50		W-L RECORDS		RPI 51-100		RPI 101-150		RPI 150+		
17-16-0	0-0-0	3-1-0		OVERALL		4-5-0		1-3-0		9-7-0			
4-2-0	0-0-0	2-1-0		HOME		1-1-0		0-0-0		1-0-0			
5-12-0	0-0-0	0-0-0		AWAY		2-4-0		1-3-0		2-5-0			
8-2-0	0-0-0	1-0-0		NEUTRAL		1-0-0		0-0-0		6-2-0			
12-10-0	0-0-0	1-0-0		NON-CONFERENCE		3-4-0		0-1-0		8-5-0			
1-0-0	0-0-0	0-0-0		HOME		0-0-0		0-0-0		1-0-0			
3-8-0	0-0-0	0-0-		AWAY		2-4-0		0-1-0		1-3-0			
8-2-0	0-0-0	1-0-0		NEUTRAL		1-0-0		0-0-0		6-2-0			
5-6-0	0-0-0	2-1-0		CONFERENCE		1-1-0		1-2-0		1-2-0			
3-2-0	0-0-0	2-1-0		HOME		1-1-0		0-0-0		0-0-0			
2-4-0	0-0-0	0-0-0		AWAY		0-0-0		1-2-0		1-2-0			
0-0-0	0-0-0	0-0-0		NEUTRAL		0-0-0		0-0-0		0-0-0			
RPI	S	Opponent	Score	RPI	S	Opponent	Score	RPI	S	Opponent	Score		
				45	N	Gonzaga	5 4	65	A	Austin Peay	1 7		
				50	H	Dallas Baptist	3 4	65	A	Austin Peay	4 8		
				50	H	Dallas Baptist	2 1	65	A	Austin Peay	9 7		
				50	H	Dallas Baptist	3 2	68	N	Notre Dame	4 3		
								96	A	McNeese St.	5 3		
								96	A	McNeese St.	3 9		
								96	A	McNeese St.	1 3		
								98	H	Missouri St.	3 8		
								98	H	Missouri St.	2 1		
										120	A	Iowa	6 7
										121	A	Evansville	6 7
										121	A	Evansville	4 3
										121	A	Evansville	0 2
										170	A	Wichita St.	9 10
										170	A	Wichita St.	8 4
										170	A	Wichita St.	5 7
										210	N	Dartmouth	7 2
										246	N	Lehigh	2 1
										248	H	Western Ill.	6 3
										251	N	Western Mich.	16 5
										251	N	Western Mich.	3 6
										262	A	Northwestern	1 5
										264	A	Incarnate Word	2 6
										271	N	Bucknell	10 8
										271	N	Bucknell	8 2
										271	N	Bucknell	12 4
										282	A	Butler	1 3
										282	A	Butler	9 5
										288	N	Texas Southern	7 9
LAST 15 GAMES													
				50	H	Dallas Baptist	2 1	121	A	Evansville	4 3		
				50	H	Dallas Baptist	3 4	121	A	Evansville	6 7		
				50	H	Dallas Baptist	3 2	262	A	Northwestern	1 5		
				170	A	Wichita St.	9 10						
				170	A	Wichita St.	8 4						

Non-Div. I Games: Illinois Col.

17 1 Robert Morris-Peoria 9 0

MacMurray 11 2

Bradley

170 A Wichita St.	5	7
121 A Evansville	0	2

B
r
a
d
l
e
y

B
r
a
d
l
e
y

Average RPI Win: 166		WON-LOST	WINNING	LAST 15	STRENGTH OF		OPP. STRENGTH	TEAM	ADJ		CONF.	ADJ CONF.			
Average RPI Loss: 107		RECORD	PCT. RANK	GAMES	SCHEDULE		OF SCHEDULE	RPI	RPI		RPI	RPI			
DIV. I ONLY		20-23-0	.46512	179	7-8-0		109	117	143	.50416	143	10	10		
DIV. I NON-CONF.		11-8-0	.57895	99	2-1-0		102	184	85	.53566	85	10	10		
TOTALS		RPI 1-25	RPI 26-50		W-L RECORDS		RPI 51-100		RPI 101-150		RPI 150+				
20-23-0		1-3-0	0-5-0		OVERALL		1-4-0		6-5-0		12-6-0				
11-8-0		1-2-0	0-1-0		HOME		1-2-0		2-2-0		7-1-0				
7-13-0		0-1-0	0-4-0		AWAY		0-1-0		4-3-0		3-4-0				
2-2-0		0-0-0	0-0-0		NEUTRAL		0-1-0		0-0-0		2-1-0				
11-8-0		0-1-0	0-2-0		NON-CONFERENCE		0-2-0		4-1-0		7-2-0				
5-2-0		0-0-0	0-1-0		HOME		0-0-0		1-0-0		4-1-0				
4-4-0		0-1-0	0-0-		AWAY		0-1-0		3-1-0		1-0-0				
2-2-0		0-0-0	0-0-0		NEUTRAL		0-1-0		0-0-0		2-1-0				
9-15-0		1-2-0	0-3-0		CONFERENCE		1-2-0		2-4-0		5-4-0				
6-6-0		1-2-0	0-0-0		HOME		1-2-0		1-2-0		3-0-0				
3-9-0		0-0-0	0-3-0		AWAY		0-0-0		1-2-0		2-4-0				
0-0-0		0-0-0	0-0-0		NEUTRAL		0-0-0		0-0-0		0-0-0				
RPI S	Opponent	Score		RPI S	Opponent	Score		RPI S	Opponent	Score		RPI S	Opponent	Score	
7 A	Ole Miss	3	4	37 A	South Ala.	7	12	80 H	Troy	1	11	107 A	UT Arlington	8	11
20 H	La.-Lafayette	2	5	37 A	South Ala.	2	3	80 H	Troy	4	3	107 A	UT Arlington	4	0
20 H	La.-Lafayette	1	6	37 A	South Ala.	2	8	80 H	Troy	1	8	107 A	UT Arlington	0	2
20 H	La.-Lafayette	7	6	38 A	Southeast Mo. St.	2	4	94 N	Morehead St.	1	2	117 A	UAB	0	5
				38 H	Southeast Mo. St.	8	13	98 A	Missouri St.	11	15	117 A	UAB	5	2
												117 A	UAB	14	5
												127 H	Ga. Southern	6	5
												127 H	Ga. Southern	7	9
												127 H	Ga. Southern	3	8
												140 A	Southern Ill.	7	1
												140 H	Southern Ill.	1	0
												157 H	La.-Monroe	12	4
												157 H	La.-Monroe	8	1
												157 H	La.-Monroe	5	4
												165 H	Milwaukee	7	4
												165 H	Milwaukee	2	9
												165 H	Milwaukee	8	1
												165 H	Milwaukee	13	3
												190 N	Omaha	3	4
												219 A	Georgia St.	6	14
												219 A	Georgia St.	4	5
												219 A	Georgia St.	11	1
												227 A	Memphis	11	5
												253 A	Appalachian St.	4	6
												253 A	Appalachian St.	9	7
												253 A	Appalachian St.	2	9
												263 N	Saint Louis	9	2
				LAST 15 GAMES											
				253 A	Appalachian St.	4	6	140 A	Southern Ill.	7	1				
				253 A	Appalachian St.	2	9	80 H	Troy	1	8				
				253 A	Appalachian St.	9	7	80 H	Troy	4	3				
				280 H	Ark.-Pine Bluff	8	3								
				157 H	La.-Monroe	5	4								

Non-Div. I Games:

Arkansas St.

157	H	La.-Monroe	12	4
157	H	La.-Monroe	8	1

RPI	S	Opponent	Score	
263	N	Saint Louis	5	4
280	H	Ark.-Pine Bluff	8	3

Arkansas St.

A
r
k
a
n
s
a
s
s
t
.

A
r
k
a
n
s
a
s
s
t
.

Average RPI Win: 202		WON-LOST	WINNING	LAST 15	STRENGTH OF	OPP. STRENGTH	TEAM	ADJ		CONF.	ADJ CONF.
Average RPI Loss: 179		RECORD	PCT. RANK	GAMES				RPI	RPI		
DIV. I ONLY		19-20-0	.48718 162	10-5-0	179	270	144	.50355	144	21	21
DIV. I NON-CONF.		7-17-0	.29167 260	3-2-0	214	286	245	.44869	244	22	22
TOTALS		RPI 1-25	RPI 26-50		W-L RECORDS		RPI 51-100		RPI 101-150		RPI 150+
19-20-0	0-0-0		0-0-0		OVERALL		3-3-0		0-1-0		16-16-0
9-0-0	0-0-0		0-0-0		HOME		3-0-0		0-0-0		6-0-0
10-20-0	0-0-0		0-0-0		AWAY		0-3-0		0-1-0		10-16-0
0-0-0	0-0-0		0-0-0		NEUTRAL		0-0-0		0-0-0		0-0-0
7-17-0	0-0-0		0-0-0		NON-CONFERENCE		0-3-0		0-1-0		7-13-0
3-0-0	0-0-0		0-0-0		HOME		0-0-0		0-0-0		3-0-0
4-17-0	0-0-0		0-0-		AWAY		0-3-0		0-1-0		4-13-0
0-0-0	0-0-0		0-0-0		NEUTRAL		0-0-0		0-0-0		0-0-0
12-3-0	0-0-0		0-0-0		CONFERENCE		3-0-0		0-0-0		9-3-0
6-0-0	0-0-0		0-0-0		HOME		3-0-0		0-0-0		3-0-0
6-3-0	0-0-0		0-0-0		AWAY		0-0-0		0-0-0		6-3-0
0-0-0	0-0-0		0-0-0		NEUTRAL		0-0-0		0-0-0		0-0-0
RPI S	Opponent	Score	RPI S	Opponent	Score	RPI S	Opponent	Score	RPI S	Opponent	Score
						52 A	UNCG	9 10	102 A	Penn St.	2 5
						52 A	UNCG	2 5	173 A	Delaware	2 13
						52 A	UNCG	4 19	173 A	Delaware	4 5
						60 H	Hartford	5 3	173 A	Delaware	2 4
						60 H	Hartford	12 1	173 A	Delaware	7 9
						60 H	Hartford	10 9	184 A	Houston Baptist	4 11
									184 A	Houston Baptist	11 9
									184 A	Houston Baptist	5 8
									184 A	Houston Baptist	3 4
									195 H	Albany (NY)	8 6
									195 H	Albany (NY)	9 4
									195 H	Albany (NY)	7 4
									202 A	UMBC	4 5
									202 A	UMBC	6 4
									202 A	UMBC	7 5
									213 A	UMass Lowell	1 2
									213 A	UMass Lowell	7 8
									213 A	UMass Lowell	5 0
									234 A	Penn	0 1
									234 A	Penn	7 0
									234 A	Penn	2 6
									237 A	Marist	1 6
									237 A	Marist	15 7
									240 A	Cornell	2 3
									243 A	Maine	2 0
									243 A	Maine	6 1
									243 A	Maine	8 1
			LAST 15 GAMES								
			275 H	NYIT	3 2	60 H	Hartford	10 9			
			275 H	NYIT	23 1	60 H	Hartford	12 1			
			202 A	UMBC	7 5	60 H	Hartford	5 3			
			202 A	UMBC	6 4						
			202 A	UMBC	4 5						

Non-Div. I Games:

Binghamton

237	A	Marist	1	6
237	A	Marist	15	7

RPI	S	Opponent	Score	
254	A	VMI	1	2
254	A	VMI	15	10
254	A	VMI	9	15
271	H	Bucknell	14	2
275	H	NYIT	23	1
275	H	NYIT	3	2

Average RPI Win:		176	WON-LOST RECORD		WINNING PCT. RANK		LAST 15 GAMES		STRENGTH OF SCHEDULE		OPP. STRENGTH OF SCHEDULE		TEAM RPI		ADJ RPI		CONF. RPI		ADJ CONF. RPI				
DIV. I ONLY				18-23-0	.43902	199	6-9-0		62		164		145		.50343		145	12	12				
DIV. I NON-CONF.				9-11-0	.45	176	2-4-0		119		213		179		.48564		179	12	12				
TOTALS		RPI 1-25		RPI 26-50		W-L RECORDS		RPI 51-100		RPI 101-150		RPI 150+											
18-23-0		0-1-0		2-7-0		OVERALL		2-10-0		4-2-0		10-3-0											
14-6-0		0-0-0		1-2-0		HOME		0-3-0		4-0-0		9-1-0											
4-16-0		0-1-0		1-4-0		AWAY		2-7-0		0-2-0		1-2-0											
0-1-0		0-0-0		0-1-0		NEUTRAL		0-0-0		0-0-0		0-0-0											
9-11-0		0-1-0		1-5-0		NON-CONFERENCE		0-3-0		1-2-0		7-0-0											
8-3-0		0-0-0		0-0-0		HOME		0-3-0		1-0-0		7-0-0											
1-7-0		0-1-0		1-0-		AWAY		0-0-0		0-2-0		0-0-0											
0-1-0		0-0-0		0-1-0		NEUTRAL		0-0-0		0-0-0		0-0-0											
9-12-0		0-0-0		1-2-0		CONFERENCE		2-7-0		3-0-0		3-3-0											
6-3-0		0-0-0		1-2-0		HOME		0-0-0		3-0-0		2-1-0											
3-9-0		0-0-0		0-0-0		AWAY		2-7-0		0-0-0		1-2-0											
0-0-0		0-0-0		0-0-0		NEUTRAL		0-0-0		0-0-0		0-0-0											
RPI	S	Opponent		Score		RPI	S	Opponent		Score		RPI	S	Opponent		Score		RPI	S	Opponent		Score	
12	A	Vanderbilt		6	8	38	A	Southeast Mo. St.		0	6	56	A	Lamar		2	9	122	A	Oklahoma		0	3
						38	A	Southeast Mo. St.		1	0	56	A	Lamar		6	7	124	A	Little Rock		5	6
						38	A	Southeast Mo. St.		2	6	56	A	Lamar		5	19	124	H	Little Rock		6	1
						41	A	Oregon St.		2	6	66	A	New Orleans		4	3	128	H	SFA		5	4
						41	A	Oregon St.		1	7	66	A	New Orleans		9	7	128	H	SFA		9	7
						41	N	Oregon St.		2	6	66	A	New Orleans		3	7	128	H	SFA		3	2
						48	H	Northwestern St.		2	3	87	A	Sam Houston St.		0	2	184	H	Houston Baptist		8	7
						48	H	Northwestern St.		6	3	87	A	Sam Houston St.		3	6	184	H	Houston Baptist		11	0
						48	H	Northwestern St.		5	7	87	A	Sam Houston St.		7	9	184	H	Houston Baptist		2	3
												98	H	Missouri St.		6	10	199	A	Nicholls St.		5	6
												98	H	Missouri St.		5	6	199	A	Nicholls St.		7	2
												98	H	Missouri St.		1	12	199	A	Nicholls St.		2	8
																		206	H	Tennessee Tech		14	6
																		276	H	Eastern Ill.		4	2
																		276	H	Eastern Ill.		9	1
																		276	H	Eastern Ill.		4	3
																		276	H	Eastern Ill.		6	5
																		280	H	Ark.-Pine Bluff		4	3
																		280	H	Ark.-Pine Bluff		4	0
LAST 15 GAMES																							
						66	A	New Orleans		3	7	199	A	Nicholls St.		7	2						
						66	A	New Orleans		9	7	199	A	Nicholls St.		5	6						
						66	A	New Orleans		4	3	199	A	Nicholls St.		2	8						
						48	H	Northwestern St.		5	7												
						48	H	Northwestern St.		6	3												

Non-Div. I Games:

Central Ark.

48	H	Northwestern St.	2	3
12	A	Vanderbilt	6	8

C
e
n
t
r
a
l
A
r
k
.

C
e
n
t
r
a
l
A
r
k
.

Average RPI Win:	215	WON-LOST RECORD	WINNING PCT. RANK	LAST 15 GAMES	STRENGTH OF SCHEDULE	OPP. STRENGTH OF SCHEDULE	TEAM RPI	ADJ RPI	CONF. RPI	ADJ CONF. RPI	
Average RPI Loss:	129										
DIV. I ONLY	21-19-1	.52439	130	7-8-0	222	156	146	.50326	146	18	18
DIV. I NON-CONF.	16-15-1	.51563	146	2-5-0	202	166	134	.50889	134	16	16
<hr/>											
TOTALS	RPI 1-25	RPI 26-50		W-L RECORDS		RPI 51-100		RPI 101-150		RPI 150+	
21-19-1	1-5-0	0-1-0		OVERALL		0-1-0		4-5-1		16-7-0	
9-3-0	0-0-0	0-0-0		HOME		0-1-0		0-0-0		9-2-0	
11-15-1	1-5-0	0-1-0		AWAY		0-0-0		3-5-1		7-4-0	
1-1-0	0-0-0	0-0-0		NEUTRAL		0-0-0		1-0-0		0-1-0	
<hr/>											
16-15-1	1-5-0	0-1-0		NON-CONFERENCE		0-1-0		3-3-1		12-5-0	
7-2-0	0-0-0	0-0-0		HOME		0-1-0		0-0-0		7-1-0	
8-12-1	1-5-0	0-0-		AWAY		0-0-0		2-3-1		5-3-0	
1-1-0	0-0-0	0-0-0		NEUTRAL		0-0-0		1-0-0		0-1-0	
<hr/>											
5-4-0	0-0-0	0-0-0		CONFERENCE		0-0-0		1-2-0		4-2-0	
2-1-0	0-0-0	0-0-0		HOME		0-0-0		0-0-0		2-1-0	
3-3-0	0-0-0	0-0-0		AWAY		0-0-0		1-2-0		2-1-0	
0-0-0	0-0-0	0-0-0		NEUTRAL		0-0-0		0-0-0		0-0-0	
<hr/>											
RPI S	Opponent	Score		RPI S	Opponent	Score		RPI S	Opponent	Score	
2 A	Louisville	4	8	26 A	UNCW	1	16	95 H	Princeton	4	9
2 A	Louisville	5	6								
2 A	Louisville	0	4								
6 A	Florida St.	2	9								
6 A	Florida St.	4	16								
6 A	Florida St.	5	1								

Non-Div. I Games:

St. John's (NY)

150	A	Xavier	8	11
150	A	Xavier	4	2

RPI	S	Opponent	Score	
273	H	Wagner	9	5
275	A	NYIT	8	1
275	H	NYIT	15	6
277	H	LIU Brooklyn	17	7
285	A	Iona	5	2
292	H	Saint Peter's	8	9

St. John's (NY)

S
t
.
J
o
h
n
.
s
(
N
Y
)

S
t
.
J
o
h
n
.
s
(
N
Y
)

Average RPI Win:		194	WON-LOST RECORD		WINNING PCT. RANK		LAST 15 GAMES		STRENGTH OF SCHEDULE		OPP. STRENGTH OF SCHEDULE		TEAM RPI	ADJ RPI		CONF. RPI	ADJ CONF. RPI						
DIV. I ONLY			25-18-0		.5814	87	8-7-0		209		196		147	.50291		147	26	26					
DIV. I NON-CONF.			12-13-0		.48	156	0-3-0		165		109		154	.49515		154	27	27					
TOTALS		RPI 1-25		RPI 26-50			W-L RECORDS			RPI 51-100			RPI 101-150			RPI 150+							
25-18-0		1-1-0		0-2-0			OVERALL			1-2-0			3-5-0			20-8-0							
13-7-0		0-0-0		0-0-0			HOME			0-0-0			1-3-0			12-4-0							
11-8-0		1-1-0		0-2-0			AWAY			0-1-0			2-0-0			8-4-0							
1-3-0		0-0-0		0-0-0			NEUTRAL			1-1-0			0-2-0			0-0-0							
12-13-0		1-1-0		0-2-0			NON-CONFERENCE			1-2-0			3-5-0			7-3-0							
6-5-0		0-0-0		0-0-0			HOME			0-0-0			1-3-0			5-2-0							
5-5-0		1-1-0		0-0-			AWAY			0-1-0			2-0-0			2-1-0							
1-3-0		0-0-0		0-0-0			NEUTRAL			1-1-0			0-2-0			0-0-0							
13-5-0		0-0-0		0-0-0			CONFERENCE			0-0-0			0-0-0			13-5-0							
7-2-0		0-0-0		0-0-0			HOME			0-0-0			0-0-0			7-2-0							
6-3-0		0-0-0		0-0-0			AWAY			0-0-0			0-0-0			6-3-0							
0-0-0		0-0-0		0-0-0			NEUTRAL			0-0-0			0-0-0			0-0-0							
RPI	S	Opponent		Score		RPI	S	Opponent		Score		RPI	S	Opponent		Score		RPI	S	Opponent		Score	
13	A	Texas Tech		2	14	32	A	Arizona		7	8	71	A	New Mexico		4	10	108	N	San Diego		1	5
13	A	Texas Tech		7	6	32	A	Arizona		8	11	71	N	New Mexico		9	6	108	N	San Diego		1	10
												71	N	New Mexico		2	3	128	H	SFA		7	6
																		128	H	SFA		7	14
																		128	H	SFA		4	5
																		128	H	SFA		2	8
																		129	A	Baylor		7	4
																		129	A	Baylor		9	5
																		154	H	Sacramento St.		14	4
																		154	H	Sacramento St.		6	2
																		154	H	Sacramento St.		13	6
																		162	H	Utah Valley		4	7
																		162	H	Utah Valley		1	6
																		162	H	Utah Valley		7	4
																		171	A	UC Riverside		6	5
																		171	A	UC Riverside		4	2
																		171	A	UC Riverside		2	8
																		191	A	Grand Canyon		7	6
																		191	A	Grand Canyon		4	3
																		191	A	Grand Canyon		5	4
																		223	H	Towson		17	3
																		223	H	Towson		8	5
																		223	H	Towson		9	8
																		243	H	Maine		3	13
																		243	H	Maine		1	3
																		243	H	Maine		3	2
																		243	H	Maine		7	3
				LAST 15 GAMES																			
				154	H	Sacramento St.		13	6	32	A	Arizona		7	8	223	H	Towson		9	8		
				154	H	Sacramento St.		6	2	162	H	Utah Valley		1	6	243	H	Maine		3	13		
				154	H	Sacramento St.		14	4	162	H	Utah Valley		4	7	243	H	Maine		1	3		
				71	A	New Mexico		4	10							243	H	Maine		3	2		
				261	A	CSU Bakersfield		2	8							243	H	Maine		7	3		

Non-Div. I Games:

New Mexico St.

261	A	CSU Bakersfield	5	4
261	A	CSU Bakersfield	6	7

RPI	S	Opponent	Score	
261	A	CSU Bakersfield	5	4
261	A	CSU Bakersfield	2	8
261	A	CSU Bakersfield	6	7
279	A	UTRGV	7	3
279	A	UTRGV	3	9
279	A	UTRGV	12	3
291	H	Chicago St.	17	5
291	H	Chicago St.	11	4
291	H	Chicago St.	8	2

New Mexico St.

N
e
w
M
e
x
i
c
o
s
t
.

N
e
w
M
e
x
i
c
o
s
t
.

UNLV

Average RPI Win: 142		WON-LOST RECORD		WINNING PCT. RANK		LAST 15 GAMES		STRENGTH OF SCHEDULE		OPP. STRENGTH OF SCHEDULE		TEAM RPI		ADJ RPI		CONF. RPI		ADJ CONF. RPI				
DIV. I ONLY		19-24-0		.44186 197		8-7-0		107		116		148		.50272 148		13		13				
DIV. I NON-CONF.		9-13-0		.40909 201		2-4-0		20		110		111		.52333 111		11		11				
TOTALS		RPI 1-25		RPI 26-50		W-L RECORDS		RPI 51-100		RPI 101-150		RPI 150+										
19-24-0		1-1-0		1-2-0		OVERALL		5-6-0		1-10-0		11-5-0										
8-11-0		1-1-0		0-0-0		HOME		2-2-0		0-6-0		5-2-0										
11-13-0		0-0-0		1-2-0		AWAY		3-4-0		1-4-0		6-3-0										
0-0-0		0-0-0		0-0-0		NEUTRAL		0-0-0		0-0-0		0-0-0										
9-13-0		1-1-0		1-2-0		NON-CONFERENCE		3-2-0		1-7-0		3-1-0										
3-7-0		1-1-0		0-0-0		HOME		2-2-0		0-3-0		0-1-0										
6-6-0		0-0-0		1-0-		AWAY		1-0-0		1-4-0		3-0-0										
0-0-0		0-0-0		0-0-0		NEUTRAL		0-0-0		0-0-0		0-0-0										
10-11-0		0-0-0		0-0-0		CONFERENCE		2-4-0		0-3-0		8-4-0										
5-4-0		0-0-0		0-0-0		HOME		0-0-0		0-3-0		5-1-0										
5-7-0		0-0-0		0-0-0		AWAY		2-4-0		0-0-0		3-3-0										
0-0-0		0-0-0		0-0-0		NEUTRAL		0-0-0		0-0-0		0-0-0										
RPI	S	Opponent		Score		RPI	S	Opponent		Score		RPI	S	Opponent		Score						
13	H	Texas Tech		6	14	42	A	Cal St. Fullerton		4	12	59	A	Arizona St.		11	7	104	A	UC Irvine	2	15
13	H	Texas Tech		8	5	42	A	Cal St. Fullerton		2	0	71	A	New Mexico		6	5	108	A	San Diego	7	13
						42	A	Cal St. Fullerton		0	6	71	A	New Mexico		5	10	116	H	West Virginia	6	9
												71	A	New Mexico		3	15	116	H	West Virginia	1	13
												72	A	Fresno St.		4	2	116	H	West Virginia	4	9
												72	A	Fresno St.		2	6	125	A	Texas	4	3
												72	A	Fresno St.		3	4	125	A	Texas	2	11
												97	H	Ohio St.		8	7	125	A	Texas	0	7
												97	H	Ohio St.		3	20	137	H	Nevada	5	6
												97	H	Ohio St.		5	2	137	H	Nevada	4	7
												97	H	Ohio St.		7	8	137	H	Nevada	5	7
														171 A UC Riverside		5	4					
														171 A UC Riverside		4	2					
														178 H Air Force		1	0					
														178 H Air Force		7	2					
														178 H Air Force		7	6					
														191 A Grand Canyon		7	2					
														191 H Grand Canyon		8	10					
														209 A San Diego St.		7	9					
														209 A San Diego St.		7	6					
														209 A San Diego St.		2	4					
								LAST 15 GAMES						211 A San Jose St.		3	5					
								211 A San Jose St.		3	2			211 A San Jose St.		3	2					
								211 A San Jose St.		3	5			211 A San Jose St.		12	0					
								211 A San Jose St.		12	0			211 H San Jose St.		4	2					
								104 A UC Irvine		2	15			211 H San Jose St.		2	1					
								42 A Cal St. Fullerton		2	0			211 H San Jose St.		6	11					

Non-Div. I Games:

UNLV

42	A	Cal St. Fullerton	0	6
42	A	Cal St. Fullerton	4	12

U
N
L
V

U
N
L
V

Average RPI Win: 224		WON-LOST	WINNING	LAST 15	STRENGTH OF		OPP. STRENGTH	TEAM	ADJ		CONF.	ADJ CONF.					
Average RPI Loss: 129		RECORD	PCT. RANK	GAMES	SCHEDULE		OF SCHEDULE	RPI	RPI		RPI	RPI					
DIV. I ONLY		24-17-0	.58537	83	7-8-0		221	208	149		.50224	149	31	31			
DIV. I NON-CONF.		10-13-0	.43478	183	0-5-0		82	107	144		.50035	144	32	32			
TOTALS		RPI 1-25	RPI 26-50		W-L RECORDS		RPI 51-100		RPI 101-150		RPI 150+						
24-17-0		0-3-0	0-1-0		OVERALL		4-6-0		1-1-0		19-6-0						
15-6-0		0-0-0	0-1-0		HOME		3-4-0		0-0-0		12-1-0						
9-11-0		0-3-0	0-0-0		AWAY		1-2-0		1-1-0		7-5-0						
0-0-0		0-0-0	0-0-0		NEUTRAL		0-0-0		0-0-0		0-0-0						
10-13-0		0-3-0	0-1-0		NON-CONFERENCE		4-6-0		1-1-0		5-2-0						
7-5-0		0-0-0	0-1-0		HOME		3-4-0		0-0-0		4-0-0						
3-8-0		0-3-0	0-0-		AWAY		1-2-0		1-1-0		1-2-0						
0-0-0		0-0-0	0-0-0		NEUTRAL		0-0-0		0-0-0		0-0-0						
14-4-0		0-0-0	0-0-0		CONFERENCE		0-0-0		0-0-0		14-4-0						
8-1-0		0-0-0	0-0-0		HOME		0-0-0		0-0-0		8-1-0						
6-3-0		0-0-0	0-0-0		AWAY		0-0-0		0-0-0		6-3-0						
0-0-0		0-0-0	0-0-0		NEUTRAL		0-0-0		0-0-0		0-0-0						
RPI	S	Opponent		Score		RPI	S	Opponent		Score		RPI	S	Opponent		Score	
4	A	Miami (FL)		3	13	46	H	Jacksonville		5	8	55	A	North Florida		0	15
4	A	Miami (FL)		7	12							55	H	North Florida		6	9
4	A	Miami (FL)		2	11							88	H	Marshall		20	4
												88	H	Marshall		9	11
												88	H	Marshall		9	4
												92	A	Mercer		3	11
												92	A	Mercer		14	7
												99	H	FGCU		14	9
												99	H	FGCU		6	8
												99	H	FGCU		5	6
												110	A	Auburn		2	11
												138	A	Alabama St.		14	8
												192	A	Bethune-Cookman		5	7
												192	A	Bethune-Cookman		6	3
												192	A	Bethune-Cookman		5	6
												192	H	Bethune-Cookman		5	3
												192	H	Bethune-Cookman		2	1
												192	H	Bethune-Cookman		15	3
												244	H	Toledo		12	4
												251	H	Western Mich.		12	5
												251	H	Western Mich.		2	1
												251	H	Western Mich.		9	0
												267	H	N.C. Central		16	4
												267	H	N.C. Central		6	3
												267	H	N.C. Central		6	4
												286	A	N.C. A&T		5	3
												286	A	N.C. A&T		17	7
												286	A	N.C. A&T		22	11
												287	A	Savannah St.		1	2
												287	A	Savannah St.		7	2
												287	A	Savannah St.		12	5
												287	H	Savannah St.		5	10
												287	H	Savannah St.		9	6
												287	H	Savannah St.		11	4
												289	A	Jackson St.		3	4
												289	A	Jackson St.		15	2
												289	A	Jackson St.		9	16
LAST 15 GAMES												287	A	Bethune-Cookman		6	3
												192	A	Bethune-Cookman		5	6
												192	A	Bethune-Cookman		5	6
												46	H	Jacksonville		5	8
												287	H	Savannah St.		9	6
												287	H	Savannah St.		5	10

Non-Div. I Games:

Florida A&M

287 H Savannah St.	11	4
192 A Bethune-Cookman	5	7

F
l
o
r
i
d
a
A
&
M

F
l
o
r
i
d
a
A
&
M

Average RPI Win: 205		WON-LOST	WINNING	LAST 15	STRENGTH OF		OPP. STRENGTH	TEAM	ADJ	CONF.	ADJ CONF.
Average RPI Loss: 91		RECORD	PCT. RANK	GAMES	SCHEDULE		OF SCHEDULE	RPI	RPI	RPI	RPI
DIV. I ONLY		19-26-0	.42222	211	8-7-0		126	155	150	.50075	150
DIV. I NON-CONF.		13-23-0	.36111	231	2-4-0		85	128	152	.49699	152
TOTALS		RPI 1-25	RPI 26-50		W-L RECORDS		RPI 51-100		RPI 101-150		RPI 150+
19-26-0		0-4-0	0-1-0		OVERALL		1-12-0		5-5-0		13-4-0
8-5-0		0-0-0	0-0-0		HOME		1-3-0		4-2-0		3-0-0
10-21-0		0-4-0	0-1-0		AWAY		0-8-0		0-3-0		10-4-0
1-0-0		0-0-0	0-0-0		NEUTRAL		0-0-0		1-0-0		0-0-0
13-23-0		0-4-0	0-1-0		NON-CONFERENCE		1-12-0		3-4-0		9-2-0
6-4-0		0-0-0	0-0-0		HOME		1-3-0		2-1-0		3-0-0
6-19-0		0-4-0	0-0-0		AWAY		0-9-0		0-3-0		6-2-0
1-0-0		0-0-0	0-0-0		NEUTRAL		0-0-0		1-0-0		0-0-0
6-3-0		0-0-0	0-0-0		CONFERENCE		0-0-0		2-1-0		4-2-0
2-1-0		0-0-0	0-0-0		HOME		0-0-0		2-1-0		0-0-0
4-2-0		0-0-0	0-0-0		AWAY		0-0-0		0-0-0		4-2-0
0-0-0		0-0-0	0-0-0		NEUTRAL		0-0-0		0-0-0		0-0-0
RPI S	Opponent	Score	RPI S	Opponent	Score	RPI S	Opponent	Score	RPI S	Opponent	Score
2 A	Louisville	1 11	40 A	Kentucky	2 6	59 A	Arizona St.	2 8	109 A	Cincinnati	0 4
12 A	Vanderbilt	2 5				59 A	Arizona St.	1 5	109 A	Cincinnati	2 9
12 A	Vanderbilt	0 7				59 A	Arizona St.	2 5	109 H	Cincinnati	6 3
12 A	Vanderbilt	3 14				59 A	Arizona St.	1 2	109 N	Cincinnati	8 5
						69 A	Wright St.	1 4	130 H	Indiana	0 8
						69 H	Wright St.	3 8	134 A	Miami (OH)	2 3
						92 A	Mercer	3 5	134 H	Miami (OH)	12 4
						92 A	Mercer	1 3	146 H	St. John's (NY)	2 4
						92 A	Mercer	14 18	146 H	St. John's (NY)	11 8
						94 H	Morehead St.	2 3	146 H	St. John's (NY)	1 0
						94 H	Morehead St.	7 1	164 A	Ball St.	4 5
						94 H	Morehead St.	1 3	174 A	Georgetown	3 4
						97 A	Ohio St.	6 11	174 A	Georgetown	8 5
									174 A	Georgetown	1 9
									216 A	Illinois St.	11 5
									216 A	Illinois St.	5 6
									216 A	Illinois St.	12 1
									235 A	USC Upstate	8 7
									235 A	USC Upstate	6 1
									235 A	USC Upstate	3 2
									238 A	Northern Ky.	8 1
									256 H	Central Mich.	7 4
									256 H	Central Mich.	8 5
									256 H	Central Mich.	5 0
									282 A	Butler	4 1
									282 A	Butler	6 2
									282 A	Butler	4 1

Non-Div. I Games:

Xavier

146	H	St. John's (NY)	2	4
130	H	Indiana	0	8

X
a
v
i
e
r

X
a
v
i
e
r

Average RPI Win: 230 Average RPI Loss: 206		WON-LOST RECORD	WINNING PCT. RANK	LAST 15 GAMES	STRENGTH OF SCHEDULE	OPP. STRENGTH OF SCHEDULE	TEAM RPI	ADJ RPI	CONF. RPI	ADJ CONF. RPI	
DIV. I ONLY		37-12-1	.75 10	12-3-0	286	266	151	.50055 151	28	28	
DIV. I NON-CONF.		22-7-1	.75 29	2-1-0	286	266	141	.50095 141	29	29	
TOTALS		RPI 1-25	RPI 26-50		W-L RECORDS		RPI 51-100		RPI 101-150		RPI 150+
37-12-1	0-0-0	0-0-0		OVERALL		4-1-0		0-0-0		33-11-1	
21-8-1	0-0-0	0-0-0		HOME		4-1-0		0-0-0		17-7-1	
14-3-0	0-0-0	0-0-0		AWAY		0-0-0		0-0-0		14-3-0	
2-1-0	0-0-0	0-0-0		NEUTRAL		0-0-0		0-0-0		2-1-0	
22-7-1	0-0-0	0-0-0		NON-CONFERENCE		4-1-0		0-0-0		18-6-1	
12-5-1	0-0-0	0-0-0		HOME		4-1-0		0-0-0		8-4-1	
8-1-0	0-0-0	0-0-		AWAY		0-0-0		0-0-0		8-1-0	
2-1-0	0-0-0	0-0-0		NEUTRAL		0-0-0		0-0-0		2-1-0	
15-5-0	0-0-0	0-0-0		CONFERENCE		0-0-0		0-0-0		15-5-0	
9-3-0	0-0-0	0-0-0		HOME		0-0-0		0-0-0		9-3-0	
6-2-0	0-0-0	0-0-0		AWAY		0-0-0		0-0-0		6-2-0	
0-0-0	0-0-0	0-0-0		NEUTRAL		0-0-0		0-0-0		0-0-0	
RPI S	Opponent	Score	RPI S	Opponent	Score	RPI S	Opponent	Score	RPI S	Opponent	Score
						75 H	Rutgers	3 2	174 A	Georgetown	6 5
						95 H	Princeton	1 0	175 H	Holy Cross	1 3
						95 H	Princeton	1 4	175 H	Holy Cross	9 0
						95 H	Princeton	1 0	175 H	Holy Cross	4 2
						95 H	Princeton	7 0	175 H	Holy Cross	2 4
									178 N	Air Force	5 10
									178 N	Air Force	3 1
									178 N	Air Force	5 0
									202 A	UMBC	4 5
									202 H	UMBC	4 6
									212 H	Yale	2 2
									212 H	Yale	8 2
									212 H	Yale	11 4
									212 H	Yale	3 2
									220 H	Central Conn. St.	1 8
									220 H	Central Conn. St.	2 3
									220 H	Central Conn. St.	2 9
									223 A	Towson	6 5
									245 H	Army West Point	3 2
									245 H	Army West Point	6 2
									245 H	Army West Point	3 1
									245 H	Army West Point	7 3
									246 H	Lehigh	3 0
									246 H	Lehigh	3 0
									246 H	Lehigh	2 9
									246 H	Lehigh	10 3
									255 H	Buffalo	6 2
LAST 15 GAMES											
						271 A	Bucknell	4 6	245 H	Army West Point	6 2
						271 A	Bucknell	15 0	245 H	Army West Point	3 2
						271 A	Bucknell	7 4	202 H	UMBC	4 6
						271 A	Bucknell	2 0			
						274 A	George Mason	13 9			

Non-Div. I Games:

Navy

245	H	Army West Point	3	1
245	H	Army West Point	7	3

RPI	S	Opponent	Score	
259	H	NJIT	4	0
259	H	NJIT	7	3
265	A	Lafayette	8	4
265	A	Lafayette	7	0
265	A	Lafayette	19	6
265	A	Lafayette	5	7
271	A	Bucknell	15	0
271	A	Bucknell	4	6
271	A	Bucknell	7	4
271	A	Bucknell	2	0
274	A	George Mason	13	9
286	A	N.C. A&T	11	4
286	A	N.C. A&T	14	8
286	A	N.C. A&T	6	1
293	A	Delaware St.	16	4
293	H	Delaware St.	20	4
295	A	UMES	16	4
295	H	UMES	11	2

Average RPI Win: 182		WON-LOST RECORD		WINNING PCT. RANK		LAST 15 GAMES		STRENGTH OF SCHEDULE		OPP. STRENGTH OF SCHEDULE		TEAM RPI		ADJ RPI		CONF. RPI		ADJ CONF. RPI	
DIV. I ONLY		20-19-0		.51282 137		7-6-0		175		251		152		.50008 152		22		22	
DIV. I NON-CONF.		11-7-0		.61111 78		2-1-0		73		272		56		.5516 56		21		21	
TOTALS		RPI 1-25		RPI 26-50		W-L RECORDS		RPI 51-100		RPI 101-150		RPI 150+							
20-19-0		1-1-0		0-0-0		OVERALL		6-6-0		0-0-0		13-12-0							
9-2-0		1-0-0		0-0-0		HOME		2-1-0		0-0-0		6-1-0							
8-12-0		0-1-0		0-0-0		AWAY		3-4-0		0-0-0		5-7-0							
3-5-0		0-0-0		0-0-0		NEUTRAL		1-1-0		0-0-0		2-4-0							
11-7-0		1-1-0		0-0-0		NON-CONFERENCE		4-2-0		0-0-0		6-4-0							
2-0-0		1-0-0		0-0-0		HOME		0-0-0		0-0-0		1-0-0							
6-2-0		0-1-0		0-0-		AWAY		3-1-0		0-0-0		3-0-0							
3-5-0		0-0-0		0-0-0		NEUTRAL		1-1-0		0-0-0		2-4-0							
9-12-0		0-0-0		0-0-0		CONFERENCE		2-4-0		0-0-0		7-8-0							
7-2-0		0-0-0		0-0-0		HOME		2-1-0		0-0-0		5-1-0							
2-10-0		0-0-0		0-0-0		AWAY		0-3-0		0-0-0		2-7-0							
0-0-0		0-0-0		0-0-0		NEUTRAL		0-0-0		0-0-0		0-0-0							
RPI	S	Opponent		Score		RPI	S	Opponent		Score		RPI	S	Opponent		Score			
24	A	Minnesota		0 10								190	A	Omaha		8 9			
24	H	Minnesota		7 4								190	A	Omaha		2 1			
												190	A	Omaha		2 12			
												224	A	South Dakota St.		3 11			
												224	A	South Dakota St.		2 5			
												224	A	South Dakota St.		7 14			
												225	N	St. Bonaventure		0 2			
												225	N	St. Bonaventure		1 6			
												232	H	IPFW		12 6			
												232	H	IPFW		15 5			
												232	H	IPFW		7 1			
												243	N	Maine		4 3			
												245	N	Army West Point		3 6			
												248	A	Western Ill.		4 9			
												248	A	Western Ill.		3 1			
												248	A	Western Ill.		6 7			
												248	H	Western Ill.		8 12			
												248	H	Western Ill.		3 0			
												248	H	Western Ill.		12 3			
												251	N	Western Mich.		4 2			
												256	N	Central Mich.		4 11			
												280	A	Ark.-Pine Bluff		7 4			
												280	A	Ark.-Pine Bluff		8 7			
												280	A	Ark.-Pine Bluff		2 0			
												281	H	North Dakota		15 4			
						LAST 15 GAMES													
						73	H	Oral Roberts		3 4		24	A	Minnesota		0 10			
						73	H	Oral Roberts		4 3		224	A	South Dakota St.		2 5			
						73	H	Oral Roberts		4 3		224	A	South Dakota St.		7 14			
						24	H	Minnesota		7 4									
						248	H	Western Ill.		3 0									

Non-Div. I Games: Valley City St. 6 5 Mary 1 0 Minot St. 13 7

North Dakota St.

248 H Western Ill.	8	12
248 H Western Ill.	12	3

N
o
r
t
h
D
a
k
o
t
a
S
t
.

N
o
r
t
h
D
a
k
o
t
a
S
t
.

Average RPI Win: 223		WON-LOST	WINNING	LAST 15	STRENGTH OF		OPP. STRENGTH	TEAM	ADJ	CONF.	ADJ CONF.
Average RPI Loss: 122		RECORD	PCT. RANK	GAMES	SCHEDULE		OF SCHEDULE	RPI	RPI	RPI	RPI
DIV. I ONLY		25-20-0	.55556	108	7-8-0		191	170	153	.49998	153
DIV. I NON-CONF.		16-11-0	.59259	89	4-2-0		234	258	153	.49693	153
TOTALS		RPI 1-25	RPI 26-50		W-L RECORDS		RPI 51-100		RPI 101-150		RPI 150+
25-20-0		1-4-0	0-3-0		OVERALL		2-4-0		0-0-0		22-9-0
18-7-0		1-2-0	0-0-0		HOME		1-0-0		0-0-0		16-5-0
7-13-0		0-2-0	0-3-0		AWAY		1-4-0		0-0-0		6-4-0
0-0-0		0-0-0	0-0-0		NEUTRAL		0-0-0		0-0-0		0-0-0
16-11-0		0-2-0	0-3-0		NON-CONFERENCE		1-2-0		0-0-0		15-4-0
14-2-0		0-0-0	0-0-0		HOME		1-0-0		0-0-0		13-2-0
2-9-0		0-2-0	0-0-0		AWAY		0-2-0		0-0-0		2-2-0
0-0-0		0-0-0	0-0-0		NEUTRAL		0-0-0		0-0-0		0-0-0
9-9-0		1-2-0	0-0-0		CONFERENCE		1-2-0		0-0-0		7-5-0
4-5-0		1-2-0	0-0-0		HOME		0-0-0		0-0-0		3-3-0
5-4-0		0-0-0	0-0-0		AWAY		1-2-0		0-0-0		4-2-0
0-0-0		0-0-0	0-0-0		NEUTRAL		0-0-0		0-0-0		0-0-0
RPI S	Opponent	Score	RPI S	Opponent	Score	RPI S	Opponent	Score	RPI S	Opponent	Score
2 A	Louisville	1 10	35 A	East Carolina	1 11	63 A	High Point	2 7	166 H	Campbell	3 6
16 A	Virginia	4 9	35 A	East Carolina	3 5	63 A	High Point	4 3	166 H	Campbell	8 4
17 H	Coastal Caro.	2 11	35 A	East Carolina	6 9	63 A	High Point	1 2	166 H	Campbell	0 2
17 H	Coastal Caro.	5 2				83 A	VCU	2 5	181 A	Presbyterian	4 1
17 H	Coastal Caro.	2 7				83 H	VCU	10 9	181 A	Presbyterian	1 7
						94 A	Morehead St.	8 9	181 A	Presbyterian	5 9
									198 H	Radford	5 4
									198 H	Radford	5 6
									198 H	Radford	3 2
									214 H	Hofstra	2 0
									214 H	Hofstra	4 3
									214 H	Hofstra	6 5
									254 A	VMI	5 2
									254 H	VMI	10 9
									257 H	Fairleigh Dickinson	4 3
									257 H	Fairleigh Dickinson	5 3
									257 H	Fairleigh Dickinson	6 3
									258 A	Charleston So.	4 1
									258 A	Charleston So.	6 2
									258 A	Charleston So.	13 4
									267 A	N.C. Central	3 5
									267 H	N.C. Central	4 7
									273 H	Wagner	6 0
									273 H	Wagner	6 3
									273 H	Wagner	4 6
									274 A	George Mason	6 13
									283 A	Norfolk St.	13 5
LAST 15 GAMES			LAST 15 GAMES			LAST 15 GAMES			LAST 15 GAMES		
			181 A	Presbyterian	5 9	267 A	N.C. Central	3 5	273 H	Wagner	6 0
			181 A	Presbyterian	1 7	287 H	Savannah St.	7 6	273 H	Wagner	6 3
			181 A	Presbyterian	4 1	287 H	Savannah St.	6 5	273 H	Wagner	4 6
			283 A	Norfolk St.	13 5				274 A	George Mason	6 13
			166 H	Campbell	0 2				283 A	Norfolk St.	13 5

Non-Div. I Games:

Longwood

166 H Campbell	3	6
166 H Campbell	8	4

RPI	S	Opponent	Score	
283	H	Norfolk St.	11	9
287	H	Savannah St.	9	4
287	H	Savannah St.	6	5
287	H	Savannah St.	7	6

Longwood

L
o
n
g
w
o
o
d

L
o
n
g
w
o
o
d

Average RPI Win:	204	WON-LOST RECORD	WINNING PCT. RANK	LAST 15 GAMES	STRENGTH OF SCHEDULE	OPP. STRENGTH OF SCHEDULE	TEAM RPI	ADJ RPI	CONF. RPI	ADJ CONF. RPI	
DIV. I ONLY		24-18-0	.57143 96	8-7-0	248	142	154	.49964 154	26	26	
DIV. I NON-CONF.		12-12-0	.5 147	2-1-0	59	21	84	.53599 84	27	27	
<hr/>											
TOTALS	RPI 1-25	RPI 26-50		W-L RECORDS	RPI 51-100		RPI 101-150		RPI 150+		
24-18-0	1-2-0	1-3-0		OVERALL	2-5-0		5-4-0		15-4-0		
15-4-0	0-0-0	0-0-0		HOME	2-4-0		2-0-0		11-0-0		
8-14-0	1-2-0	1-3-0		AWAY	0-1-0		3-4-0		3-4-0		
1-0-0	0-0-0	0-0-0		NEUTRAL	0-0-0		0-0-0		1-0-0		
12-12-0	1-2-0	1-3-0		NON-CONFERENCE	2-5-0		5-1-0		3-1-0		
6-4-0	0-0-0	0-0-0		HOME	2-4-0		2-0-0		2-0-0		
5-8-0	1-2-0	1-0-		AWAY	0-1-0		3-1-0		0-1-0		
1-0-0	0-0-0	0-0-0		NEUTRAL	0-0-0		0-0-0		1-0-0		
12-6-0	0-0-0	0-0-0		CONFERENCE	0-0-0		0-3-0		12-3-0		
9-0-0	0-0-0	0-0-0		HOME	0-0-0		0-0-0		9-0-0		
3-6-0	0-0-0	0-0-0		AWAY	0-0-0		0-3-0		3-3-0		
0-0-0	0-0-0	0-0-0		NEUTRAL	0-0-0		0-0-0		0-0-0		
RPI	S	Opponent	Score	RPI	S	Opponent	Score	RPI	S	Opponent	Score
15	A	LSU	0 6	32	A	Arizona	1 3	71	H	New Mexico	0 1
15	A	LSU	1 11	32	A	Arizona	4 8	71	H	New Mexico	3 12
15	A	LSU	5 4	32	A	Arizona	1 23	72	A	Fresno St.	5 7
				48	A	Northwestern St.	4 2	72	H	Fresno St.	5 4
								86	H	Cal Poly	3 2
								86	H	Cal Poly	0 4
								86	H	Cal Poly	4 6

Non-Div. I Games:	William Jessup	6	1
-------------------	----------------	---	---

Sacramento St.

Sacramento St.

279	A	UTRGV	12	3
279	A	UTRGV	2	3

Through Games Of May 1, 2016

RPI	S	Opponent	Score	
291	H	Chicago St.	4	1

Sacramento St.

S
a
c
r
a
m
e
n
t
o
S
t
.

S
a
c
r
a
m
e
n
t
o
S
t
.

Average RPI Win: 131		WON-LOST RECORD		WINNING PCT. RANK		LAST 15 GAMES		STRENGTH OF SCHEDULE		OPP. STRENGTH OF SCHEDULE		TEAM RPI		ADJ RPI		CONF. RPI		ADJ CONF. RPI	
DIV. I ONLY		19-26-0		.42222 211		6-9-0		66		63		155		.49877 155		4		4	
DIV. I NON-CONF.		11-13-0		.45833 168		1-2-0		161		108		207		.47017 207		4		4	
TOTALS		RPI 1-25		RPI 26-50		W-L RECORDS		RPI 51-100		RPI 101-150		RPI 150+							
19-26-0		0-5-0		5-5-0		OVERALL		2-7-0		3-3-0		9-6-0							
12-16-0		0-4-0		2-1-0		HOME		1-5-0		3-3-0		6-3-0							
7-10-0		0-1-0		3-4-0		AWAY		1-2-0		0-0-0		3-3-0							
0-0-0		0-0-0		0-0-0		NEUTRAL		0-0-0		0-0-0		0-0-0							
11-13-0		0-2-0		2-2-0		NON-CONFERENCE		0-3-0		1-2-0		8-4-0							
9-10-0		0-1-0		2-1-0		HOME		0-3-0		1-2-0		6-3-0							
2-3-0		0-1-0		0-0-		AWAY		0-0-0		0-0-0		2-1-0							
0-0-0		0-0-0		0-0-0		NEUTRAL		0-0-0		0-0-0		0-0-0							
8-13-0		0-3-0		3-3-0		CONFERENCE		2-4-0		2-1-0		1-2-0							
3-6-0		0-3-0		0-0-0		HOME		1-2-0		2-1-0		0-0-0							
5-7-0		0-0-0		3-3-0		AWAY		1-2-0		0-0-0		1-2-0							
0-0-0		0-0-0		0-0-0		NEUTRAL		0-0-0		0-0-0		0-0-0							
RPI	S	Opponent		Score		RPI	S	Opponent		Score		RPI	S	Opponent		Score			
8	A	North Carolina St.		3	7	28	H	Georgia		10	5	64	A	Louisiana Tech		2	5		
8	H	North Carolina St.		1	7	28	H	Georgia		3	6	64	A	Louisiana Tech		7	4		
19	H	Southern Miss.		6	16	29	A	Fla. Atlantic		12	7	64	A	Louisiana Tech		2	3		
19	H	Southern Miss.		6	9	29	A	Fla. Atlantic		7	6	76	H	Kent St.		3	11		
19	H	Southern Miss.		1	9	29	A	Fla. Atlantic		8	17	76	H	Kent St.		6	11		
						30	A	Rice		1	5	76	H	Kent St.		3	4		
						30	A	Rice		1	0	88	H	Marshall		2	7		
						30	A	Rice		4	12	88	H	Marshall		5	0		
						31	A	Wake Forest		5	6	88	H	Marshall		5	10		
						31	H	Wake Forest		7	6								
								LAST 15 GAMES											
						30	A	Rice		4	12	156	A	Gardner-Webb		4	8		
						30	A	Rice		1	0	158	A	Middle Tenn.		0	3		
						30	A	Rice		1	5	158	A	Middle Tenn.		8	4		
						247	H	The Citadel		15	4								
						88	H	Marshall		5	0								

Non-Div. I Games:

Charlotte

88 H Marshall	5	10
88 H Marshall	2	7

C
h
a
r
l
o
t
t
e

C
h
a
r
l
o
t
t
e

Average RPI Win:	219	WON-LOST RECORD	WINNING PCT. RANK	LAST 15 GAMES	STRENGTH OF SCHEDULE	OPP. STRENGTH OF SCHEDULE	TEAM RPI	ADJ RPI	CONF. RPI	ADJ CONF. RPI					
DIV. I ONLY		31-16-0	.65957	41	9-6-0	271	148	156	.49769	156	16	16			
DIV. I NON-CONF.		22-7-0	.75862	28	2-1-0	296	222	167	.49197	165	20	20			
<hr/>															
TOTALS	RPI 1-25	RPI 26-50		W-L RECORDS		RPI 51-100		RPI 101-150		RPI 150+					
31-16-0	0-4-0	0-0-0		OVERALL		2-1-0		3-1-0		26-10-0					
27-5-0	0-0-0	0-0-0		HOME		2-1-0		2-0-0		23-4-0					
4-11-0	0-4-0	0-0-0		AWAY		0-0-0		1-1-0		3-6-0					
0-0-0	0-0-0	0-0-0		NEUTRAL		0-0-0		0-0-0		0-0-0					
22-7-0	0-1-0	0-0-0		NON-CONFERENCE		0-0-0		3-1-0		19-5-0					
20-3-0	0-0-0	0-0-0		HOME		0-0-0		2-0-0		18-3-0					
2-4-0	0-1-0	0-0-		AWAY		0-0-0		1-1-0		1-2-0					
0-0-0	0-0-0	0-0-0		NEUTRAL		0-0-0		0-0-0		0-0-0					
9-9-0	0-3-0	0-0-0		CONFERENCE		2-1-0		0-0-0		7-5-0					
7-2-0	0-0-0	0-0-0		HOME		2-1-0		0-0-0		5-1-0					
2-7-0	0-3-0	0-0-0		AWAY		0-0-0		0-0-0		2-4-0					
0-0-0	0-0-0	0-0-0		NEUTRAL		0-0-0		0-0-0		0-0-0					
RPI	S	Opponent	Score	RPI	S	Opponent	Score	RPI	S	Opponent	Score				
14	A	North Carolina	5 11					63	H	High Point	9 0				
17	A	Coastal Caro.	4 10					63	H	High Point	2 5				
17	A	Coastal Caro.	6 10					63	H	High Point	3 1				
17	A	Coastal Caro.	4 16												
										119	A	Western Caro.	14 16		
										119	H	Western Caro.	4 0		
										132	A	Furman	2 1		
										132	H	Furman	6 3		
										155	H	Charlotte	8 4		
										159	A	Wofford	9 13		
										159	H	Wofford	1 5		
										159	H	Wofford	5 3		
										166	A	Campbell	4 17		
										166	A	Campbell	4 10		
										166	A	Campbell	5 0		
										181	H	Presbyterian	14 0		
										181	H	Presbyterian	0 3		
										181	H	Presbyterian	3 1		
										198	A	Radford	10 4		
										198	A	Radford	4 6		
										198	A	Radford	0 1		
										204	H	James Madison	7 6		
										204	H	James Madison	5 4		
										204	H	James Madison	8 2		
										235	A	USC Upstate	4 7		
										235	H	USC Upstate	0 3		
										241	H	Rider	6 1		
										241	H	Rider	8 2		
										241	H	Rider	6 2		
										241	H	Rider	3 2		
										258	H	Charleston So.	21 2		
				LAST 15 GAMES											
				198	A	Radford	4 6	155	H	Charlotte	8 4				
				198	A	Radford	10 4	63	H	High Point	2 5				
				198	A	Radford	0 1	63	H	High Point	3 1				
				119	H	Western Caro.	4 0								
				258	H	Charleston So.	5 2								

Non-Div. I Games:

Gardner-Webb

258	H	Charleston So.	21	2
258	H	Charleston So.	1	0

RPI	S	Opponent	Score	
258	H	Charleston So.	1	0
258	H	Charleston So.	5	2
265	H	Lafayette	6	7
285	H	Iona	3	2
285	H	Iona	9	8
285	H	Iona	11	1
285	H	Iona	4	2
286	A	N.C. A&T	1	0
286	H	N.C. A&T	10	6
293	H	Delaware St.	7	6
293	H	Delaware St.	8	0
293	H	Delaware St.	7	1
293	H	Delaware St.	9	0

Gardner-Webb

Gardner-Webb

Gardner-Webb

Average RPI Win:		143	WON-LOST RECORD		WINNING PCT. RANK		LAST 15 GAMES		STRENGTH OF SCHEDULE		OPP. STRENGTH OF SCHEDULE		TEAM RPI		ADJ RPI		CONF. RPI		ADJ CONF. RPI				
DIV. I ONLY			16-28-0		.36364 239		5-10-0		57		108		157		.49707 157		10		10				
DIV. I NON-CONF.			9-14-0		.3913 214		0-3-0		14		50		97		.53153 97		10		10				
TOTALS		RPI 1-25		RPI 26-50		W-L RECORDS		RPI 51-100		RPI 101-150		RPI 150+											
16-28-0		0-1-0		1-7-0		OVERALL		4-6-0		6-9-0		5-5-0											
9-8-0		0-0-0		0-1-0		HOME		2-2-0		2-3-0		5-2-0											
7-19-0		0-0-0		1-6-0		AWAY		2-4-0		4-6-0		0-3-0											
0-1-0		0-1-0		0-0-0		NEUTRAL		0-0-0		0-0-0		0-0-0											
9-14-0		0-1-0		1-4-0		NON-CONFERENCE		4-6-0		3-3-0		1-0-0											
4-4-0		0-0-0		0-1-0		HOME		2-2-0		1-1-0		1-0-0											
5-9-0		0-0-0		1-0-		AWAY		2-4-0		2-2-0		0-0-0											
0-1-0		0-1-0		0-0-0		NEUTRAL		0-0-0		0-0-0		0-0-0											
7-14-0		0-0-0		0-3-0		CONFERENCE		0-0-0		3-6-0		4-5-0											
5-4-0		0-0-0		0-0-0		HOME		0-0-0		1-2-0		4-2-0											
2-10-0		0-0-0		0-3-0		AWAY		0-0-0		2-4-0		0-3-0											
0-0-0		0-0-0		0-0-0		NEUTRAL		0-0-0		0-0-0		0-0-0											
RPI	S	Opponent		Score		RPI	S	Opponent		Score		RPI	S	Opponent		Score		RPI	S	Opponent		Score	
11	N	Mississippi St.		0 1		37	A	South Ala.		4 10		54	A	Southeastern La.		2 8		106	H	Valparaiso		18 9	
						37	A	South Ala.		0 13		54	A	Southeastern La.		6 5		106	H	Valparaiso		6 9	
						37	A	South Ala.		2 12		54	A	Southeastern La.		0 2		107	A	UT Arlington		8 3	
						48	A	Northwestern St.		2 11		64	H	Louisiana Tech		1 7		107	A	UT Arlington		3 2	
						48	H	Northwestern St.		2 6		79	A	Arkansas		1 3		107	A	UT Arlington		4 8	
						50	A	Dallas Baptist		3 7		81	H	Samford		6 4		119	A	Western Caro.		16 10	
						50	A	Dallas Baptist		1 6		81	H	Samford		5 2		119	A	Western Caro.		11 6	
						50	A	Dallas Baptist		6 3		81	H	Samford		2 10		119	A	Western Caro.		7 15	
												96	A	McNeese St.		2 11		127	H	Ga. Southern		1 13	
												96	A	McNeese St.		12 4		127	H	Ga. Southern		2 1	
																		127	H	Ga. Southern		1 4	
																		128	A	SFA		2 6	
																		143	A	Arkansas St.		1 8	
																		143	A	Arkansas St.		4 5	
																		143	A	Arkansas St.		4 12	
																		169	A	Texas St.		5 7	
																		169	A	Texas St.		2 3	
																		169	A	Texas St.		1 6	
																		219	H	Georgia St.		5 3	
																		219	H	Georgia St.		3 7	
																		219	H	Georgia St.		14 0	
																		253	H	Appalachian St.		6 2	
																		253	H	Appalachian St.		4 5	
																		253	H	Appalachian St.		10 5	
																		289	H	Jackson St.		10 7	
LAST 15 GAMES																							
						127	H	Ga. Southern		1 4		11	N	Mississippi St.		0 1							
						127	H	Ga. Southern		1 13		219	H	Georgia St.		5 3							
						127	H	Ga. Southern		2 1		219	H	Georgia St.		14 0							
						128	A	SFA		2 6													
						143	A	Arkansas St.		4 5													

Non-Div. I Games:

La.-Monroe

143 A Arkansas St.	4	12
143 A Arkansas St.	1	8

L
a
.
-
M
o
n
r
o
e

L
a
.
-
M
o
n
r
o
e

Average RPI Win:	135	WON-LOST RECORD	WINNING PCT. RANK	LAST 15 GAMES	STRENGTH OF SCHEDULE	OPP. STRENGTH OF SCHEDULE	TEAM RPI	ADJ RPI	CONF. RPI	ADJ CONF. RPI		
DIV. I ONLY		17-28-0	.37778	230	3-12-0	39	95	158	.49617	158	4	4
DIV. I NON-CONF.		13-11-0	.54167	129	1-3-0	31	217	95	.5321	95	4	4
<hr/>												
TOTALS	RPI 1-25	RPI 26-50		W-L RECORDS		RPI 51-100		RPI 101-150		RPI 150+		
17-28-0	1-4-0	4-5-0		OVERALL		1-8-0		2-5-0		9-6-0		
11-14-0	1-0-0	2-4-0		HOME		1-4-0		2-2-0		5-4-0		
5-14-0	0-4-0	2-1-0		AWAY		0-4-0		0-3-0		3-2-0		
1-0-0	0-0-0	0-0-0		NEUTRAL		0-0-0		0-0-0		1-0-0		
13-11-0	1-1-0	2-1-0		NON-CONFERENCE		1-2-0		2-2-0		7-5-0		
7-6-0	1-0-0	0-0-0		HOME		1-1-0		2-2-0		3-3-0		
5-5-0	0-1-0	2-0-		AWAY		0-1-0		0-0-0		3-2-0		
1-0-0	0-0-0	0-0-0		NEUTRAL		0-0-0		0-0-0		1-0-0		
4-17-0	0-3-0	2-4-0		CONFERENCE		0-6-0		0-3-0		2-1-0		
4-8-0	0-0-0	2-4-0		HOME		0-3-0		0-0-0		2-1-0		
0-9-0	0-3-0	0-0-0		AWAY		0-3-0		0-3-0		0-0-0		
0-0-0	0-0-0	0-0-0		NEUTRAL		0-0-0		0-0-0		0-0-0		
RPI	S	Opponent	Score	RPI	S	Opponent	Score	RPI	S	Opponent	Score	
12	A	Vanderbilt	4 7	29	H	Fla. Atlantic	2 7	65	H	Austin Peay	6 5	
12	H	Vanderbilt	7 4	29	H	Fla. Atlantic	1 12	77	A	Tennessee	2 9	
19	A	Southern Miss.	11 12	29	H	Fla. Atlantic	8 6	77	H	Tennessee	2 4	
19	A	Southern Miss.	4 6	30	H	Rice	3 0	88	H	Marshall	5 6	
19	A	Southern Miss.	5 9	30	H	Rice	2 6	88	H	Marshall	1 11	
				30	H	Rice	0 1	88	H	Marshall	9 25	
				37	A	South Ala.	5 4	90	A	Western Ky.	4 10	
				37	A	South Ala.	2 3	90	A	Western Ky.	1 2	
				37	A	South Ala.	7 4	90	A	Western Ky.	1 3	
					</							

Non-Div. I Games:

Middle Tenn.

117 A UAB	2	5
117 A UAB	1	10

M
i
d
d
l
e
T
e
n
n
.

M
i
d
d
l
e
T
e
n
n
.

Average RPI Win:		205	WON-LOST RECORD		WINNING PCT. RANK		LAST 15 GAMES		STRENGTH OF SCHEDULE		OPP. STRENGTH OF SCHEDULE		TEAM RPI		ADJ RPI		CONF. RPI		ADJ CONF. RPI														
Average RPI Loss:		143																															
DIV. I ONLY			26-20-0		.56522	101	10-5-0		193		204		159		.49566	159	15		15														
DIV. I NON-CONF.			18-13-0		.58065	97	3-3-0		217		251		174		.48864	174	18		18														
TOTALS		RPI 1-25		RPI 26-50		W-L RECORDS		RPI 51-100		RPI 101-150		RPI 150+																					
26-20-0		0-2-0		1-0-0		OVERALL		2-4-0		1-5-0		22-9-0																					
17-10-0		0-0-0		1-0-0		HOME		0-0-0		1-3-0		15-7-0																					
8-10-0		0-2-0		0-0-0		AWAY		2-4-0		0-2-0		6-2-0																					
1-0-0		0-0-0		0-0-0		NEUTRAL		0-0-0		0-0-0		1-0-0																					
18-13-0		0-2-0		1-0-0		NON-CONFERENCE		0-0-0		1-2-0		16-9-0																					
14-7-0		0-0-0		1-0-0		HOME		0-0-0		1-0-0		12-7-0																					
3-6-0		0-2-0		0-0-		AWAY		0-0-0		0-2-0		3-2-0																					
1-0-0		0-0-0		0-0-0		NEUTRAL		0-0-0		0-0-0		1-0-0																					
8-7-0		0-0-0		0-0-0		CONFERENCE		2-4-0		0-3-0		6-0-0																					
3-3-0		0-0-0		0-0-0		HOME		0-0-0		0-3-0		3-0-0																					
5-4-0		0-0-0		0-0-0		AWAY		2-4-0		0-0-0		3-0-0																					
0-0-0		0-0-0		0-0-0		NEUTRAL		0-0-0		0-0-0		0-0-0																					
RPI	S	Opponent		Score		RPI	S	Opponent		Score		RPI	S	Opponent		Score																	
3	A	South Carolina		1	7	40	H	Kentucky		5	4	81	A	Samford		3	11	119	H	Western Caro.		4	14										
10	A	Clemson		0	7							81	A	Samford		4	3	119	H	Western Caro.		1	9										
												81	A	Samford		0	6	119	H	Western Caro.		3	12										
												92	A	Mercer		3	14	121	H	Evansville		7	5										
												92	A	Mercer		7	12	129	A	Baylor		5	9										
												92	A	Mercer		7	5	129	A	Baylor		0	4										
																		156	A	Gardner-Webb		3	5										
																		156	A	Gardner-Webb		5	1										
																		156	H	Gardner-Webb		13	9										
																		162	A	Winthrop		9	2										
																		162	H	Winthrop		3	4										
																		172	H	Stony Brook		9	8										
																		181	A	Presbyterian		8	4										
																		181	H	Presbyterian		5	6										
																		215	H	Ohio		2	16										
																		215	H	Ohio		6	3										
																		215	H	Ohio		5	3										
																		215	H	Ohio		6	5										
																		230	H	Dayton		10	5										
																		230	H	Dayton		4	6										
																		230	H	Dayton		5	9										
																		235	A	USC Upstate		0	2										
																		235	H	USC Upstate		6	3										
																		240	H	Cornell		5	1										
																		240	H	Cornell		2	6										
																		240	H	Cornell		5	12										
																		241	H	Rider		12	4										
						LAST 15 GAMES																											
						230 H Dayton						10	5	162 H Winthrop						3	4	235 H USC Upstate						6	3				
						230 H Dayton						5	9	247 H The Citadel						10	8	240 H Cornell						5	1				
						230 H Dayton						4	6	247 H The Citadel						10	9	240 H Cornell						2	6				
						258 N Charleston So.						4	0													240 H Cornell						5	12
						254 A VMI						12	4													241 H Rider						12	4

Non-Div. I Games:

Wofford

254	A	VMI	10	7
254	A	VMI	5	3

RPI	S	Opponent	Score	
247	H	The Citadel	10	8
247	H	The Citadel	10	5
247	H	The Citadel	10	9
254	A	VMI	5	3
254	A	VMI	10	7
254	A	VMI	12	4
258	N	Charleston So.	4	0
265	H	Lafayette	14	8
274	H	George Mason	11	6
284	H	UNC Asheville	8	5

Wofford

W
o
f
f
o
r
d

W
o
f
f
o
r
d

Average RPI Win:		202	WON-LOST RECORD		WINNING PCT. RANK		LAST 15 GAMES		STRENGTH OF SCHEDULE		OPP. STRENGTH OF SCHEDULE		TEAM RPI		ADJ RPI		CONF. RPI		ADJ CONF. RPI				
DIV. I ONLY			21-23-0		.47727 167		5-10-0		95		100		159		.49566 159		17		17				
DIV. I NON-CONF.			16-16-0		.5 147		0-3-0		121		95		165		.49228 163		17		17				
TOTALS		RPI 1-25		RPI 26-50		W-L RECORDS		RPI 51-100		RPI 101-150		RPI 150+											
21-23-0		0-9-0		1-2-0		OVERALL		1-6-0		1-0-0		18-6-0											
18-12-0		0-3-0		1-2-0		HOME		0-1-0		0-0-0		17-6-0											
3-11-0		0-6-0		0-0-0		AWAY		1-5-0		1-0-0		1-0-0											
0-0-0		0-0-0		0-0-0		NEUTRAL		0-0-0		0-0-0		0-0-0											
16-16-0		0-9-0		0-0-0		NON-CONFERENCE		0-1-0		1-0-0		15-6-0											
14-10-0		0-3-0		0-0-0		HOME		0-1-0		0-0-0		14-6-0											
2-6-0		0-6-0		0-0-		AWAY		0-0-0		1-0-0		1-0-0											
0-0-0		0-0-0		0-0-0		NEUTRAL		0-0-0		0-0-0		0-0-0											
5-7-0		0-0-0		1-2-0		CONFERENCE		1-5-0		0-0-0		3-0-0											
4-2-0		0-0-0		1-2-0		HOME		0-0-0		0-0-0		3-0-0											
1-5-0		0-0-0		0-0-0		AWAY		1-5-0		0-0-0		0-0-0											
0-0-0		0-0-0		0-0-0		NEUTRAL		0-0-0		0-0-0		0-0-0											
RPI	S	Opponent		Score		RPI	S	Opponent		Score		RPI	S	Opponent		Score							
4	A	Miami (FL)		2	4	46	H	Jacksonville		3	8	55	A	North Florida		3	5	101	A	FIU		8	5
6	A	Florida St.		5	8	46	H	Jacksonville		4	3	55	A	North Florida		2	6	162	H	Winthrop		5	4
6	A	Florida St.		6	8	46	H	Jacksonville		1	2	55	A	North Florida		0	5	162	H	Winthrop		4	6
17	A	Coastal Caro.		2	11							91	H	Illinois		1	4	162	H	Winthrop		2	1
17	A	Coastal Caro.		2	12							99	A	FGCU		2	4	168	H	South Fla.		2	3
17	A	Coastal Caro.		5	17							99	A	FGCU		6	11	168	H	South Fla.		5	1
21	H	Creighton		1	5							99	A	FGCU		5	3	173	H	Delaware		10	12
21	H	Creighton		1	4													173	H	Delaware		1	6
21	H	Creighton		5	7													173	H	Delaware		5	2
																		192	A	Bethune-Cookman		11	2
																		192	H	Bethune-Cookman		2	6
																		210	H	Dartmouth		1	2
																		233	H	Siena		5	3
																		233	H	Siena		13	6
																		235	H	USC Upstate		9	2
																		235	H	USC Upstate		9	5
																		235	H	USC Upstate		9	3
																		243	H	Maine		6	4
																		243	H	Maine		5	1
																		243	H	Maine		7	6
																		247	H	The Citadel		3	1
																		247	H	The Citadel		7	0
																		247	H	The Citadel		11	5
																		250	H	Villanova		5	1
																		256	H	Central Mich.		4	3
					LAST 15 GAMES																		
						46	H	Jacksonville		4	3	6	A	Florida St.		6	8	247	H	The Citadel		11	5
						46	H	Jacksonville		1	2	6	A	Florida St.		5	8	250	H	Villanova		5	1
						46	H	Jacksonville		3	8	55	A	North Florida		0	5	256	H	Central Mich.		4	3
						192	H	Bethune-Cookman		2	6												
						235	H	USC Upstate		9	2												

Non-Div. I Games:

Stetson

235 H USC Upstate	9	5
235 H USC Upstate	9	3

S
t
e
t
s
o
n

S
t
e
t
s
o
n

Average RPI Win: 93		WON-LOST RECORD	WINNING PCT. RANK		LAST 15 GAMES	STRENGTH OF SCHEDULE	OPP. STRENGTH OF SCHEDULE	TEAM RPI	ADJ RPI		CONF. RPI	ADJ CONF. RPI			
Average RPI Loss: 88															
DIV. I ONLY		15-27-0	.35714	241	4-11-0	36	64	161	.49495	161	4	4			
DIV. I NON-CONF.		9-12-0	.42857	187	0-3-0	105	106	162	.49279	160	4	4			
TOTALS		RPI 1-25	RPI 26-50		W-L RECORDS	RPI 51-100		RPI 101-150		RPI 150+					
15-27-0	0-3-0	1-5-0		OVERALL		10-10-0		2-6-0		2-3-0					
9-15-0	0-0-0	1-5-0		HOME		6-6-0		1-2-0		1-2-0					
6-12-0	0-3-0	0-0-0		AWAY		4-4-0		1-4-0		1-1-0					
0-0-0	0-0-0	0-0-0		NEUTRAL		0-0-0		0-0-0		0-0-0					
9-12-0	0-0-0	0-3-0		NON-CONFERENCE		6-2-0		1-4-0		2-3-0					
5-7-0	0-0-0	0-3-0		HOME		4-2-0		0-0-0		1-2-0					
4-5-0	0-0-0	0-0-		AWAY		2-0-0		1-4-0		1-1-0					
0-0-0	0-0-0	0-0-0		NEUTRAL		0-0-0		0-0-0		0-0-0					
6-15-0	0-3-0	1-2-0		CONFERENCE		4-8-0		1-2-0		0-0-0					
4-8-0	0-0-0	1-2-0		HOME		2-4-0		1-2-0		0-0-0					
2-7-0	0-3-0	0-0-0		AWAY		2-4-0		0-0-0		0-0-0					
0-0-0	0-0-0	0-0-0		NEUTRAL		0-0-0		0-0-0		0-0-0					
RPI	S	Opponent	Score	RPI	S	Opponent	Score	RPI	S	Opponent	Score	RPI	S	Opponent	Score
19	A	Southern Miss.	5 6	30	H	Rice	6 1	61	H	UConn	2 1	101	H	FIU	4 8
19	A	Southern Miss.	2 13	30	H	Rice	4 9	61	H	UConn	6 5	101	H	FIU	4 12
19	A	Southern Miss.	2 11	30	H	Rice	0 1	61	H	UConn	6 9	101	H	FIU	6 0
				45	H	Gonzaga	3 12	64	H	Louisiana Tech	9 14	104	A	UC Irvine	3 7
				45	H	Gonzaga	1 3	64	H	Louisiana Tech	5 4	104	A	UC Irvine	3 8
				45	H	Gonzaga	4 12	64	H	Louisiana Tech	2 4	104	A	UC Irvine	12 2
								67	A	Old Dominion	3 0	125	A	Texas	2 11
								67	A	Old Dominion	7 2	129	A	Baylor	4 5
								67	A	Old Dominion	2 5	169	A	Texas St.	10 13
								78	A	Houston	3 2	169	H	Texas St.	14 7
								87	A	Sam Houston St.	8 5	229	A	A&M-Corpus Christi	6 3
								88	H	Marshall	5 4	229	H	A&M-Corpus Christi	4 12
								88	H	Marshall	2 5	264	H	Incarnate Word	2 5
								88	H	Marshall	3 8				
								90	A	Western Ky.	5 7				
								90	A	Western Ky.	5 8				
								90	A	Western Ky.	10 14				
								96	H	McNeese St.	13 8				
								96	H	McNeese St.	8 11				
								96	H	McNeese St.	11 5				
LAST 15 GAMES															
				64	H	Louisiana Tech	5 4	67	A	Old Dominion	7 2				
				64	H	Louisiana Tech	9 14	67	A	Old Dominion	3 0				
				64	H	Louisiana Tech	2 4	67	A	Old Dominion	2 5				
				229	H	A&M-Corpus Christi	4 12								
				90	A	Western Ky.	5 8								

Non-Div. I Games:

UTSA

90 A Western Ky.	10	14
90 A Western Ky.	5	7

W
i
n
t
h
r
o
p

Winthrop

200	H	Davidson	10	12
198	H	Radford	3	1

RPI	S	Opponent	Score	
272	H	La Salle	9	0
272	H	La Salle	9	5
272	H	La Salle	11	2
272	H	La Salle	7	3
284	A	UNC Asheville	9	2
284	A	UNC Asheville	5	2
284	A	UNC Asheville	7	10
286	A	N.C. A&T	15	4
286	H	N.C. A&T	7	0

W
i
n
t
h
r
o
p

W
i
n
t
h
r
o
p

Average RPI Win: 175		WON-LOST	WINNING	LAST 15	STRENGTH OF		OPP. STRENGTH	TEAM	ADJ	CONF.	ADJ CONF.
Average RPI Loss: 155		RECORD	PCT. RANK	GAMES	SCHEDULE		OF SCHEDULE	RPI	RPI	RPI	RPI
DIV. I ONLY		25-18-0	.5814	87	10-4-0		243	130	162	.49481	162
DIV. I NON-CONF.		14-11-0	.56	111	2-0-0		185	44	125	.51654	125
TOTALS		RPI 1-25	RPI 26-50		W-L RECORDS		RPI 51-100		RPI 101-150		RPI 150+
25-18-0		2-2-0	1-2-0		OVERALL		0-0-0		7-4-0		15-10-0
12-8-0		2-1-0	0-0-0		HOME		0-0-0		2-2-0		8-5-0
9-6-0		0-0-0	0-2-0		AWAY		0-0-0		4-1-0		5-3-0
4-4-0		0-1-0	1-0-0		NEUTRAL		0-0-0		1-1-0		2-2-0
14-11-0		2-2-0	1-2-0		NON-CONFERENCE		0-0-0		4-1-0		7-6-0
5-3-0		2-1-0	0-0-0		HOME		0-0-0		1-0-0		2-2-0
5-4-0		0-0-0	0-0-		AWAY		0-0-0		2-0-0		3-2-0
4-4-0		0-1-0	1-0-0		NEUTRAL		0-0-0		1-1-0		2-2-0
11-7-0		0-0-0	0-0-0		CONFERENCE		0-0-0		3-3-0		8-4-0
7-5-0		0-0-0	0-0-0		HOME		0-0-0		1-2-0		6-3-0
4-2-0		0-0-0	0-0-0		AWAY		0-0-0		2-1-0		2-1-0
0-0-0		0-0-0	0-0-0		NEUTRAL		0-0-0		0-0-0		0-0-0
RPI S	Opponent	Score		RPI S	Opponent	Score		RPI S	Opponent	Score	
24 H	Minnesota	5	13	32 A	Arizona	0	14	103 H	Seattle	3	5
24 H	Minnesota	15	6	36 A	BYU	1	6	103 H	Seattle	0	1
24 H	Minnesota	3	2	41 N	Oregon St.	12	9	103 H	Seattle	9	8
24 N	Minnesota	2	8					126 A	Utah	7	6
								126 A	Utah	12	11
								126 H	Utah	10	4
								133 N	Saint Joseph's	5	6
								139 N	San Francisco	8	4
								147 A	New Mexico St.	7	4
								147 A	New Mexico St.	6	1
								147 A	New Mexico St.	4	7
								164 N	Ball St.	1	3
								164 N	Ball St.	5	1
								167 A	Santa Clara	2	9
								183 A	Washington St.	1	10
								183 A	Washington St.	8	0
								183 A	Washington St.	10	9
								183 A	Washington St.	10	6
								191 A	Grand Canyon	5	4
								191 A	Grand Canyon	1	2
								191 A	Grand Canyon	6	3
								197 H	Portland	6	8
								197 H	Portland	3	10
								197 H	Portland	6	4
								197 H	Portland	9	8
								252 N	UC Davis	10	8
								252 N	UC Davis	0	2
				LAST 15 GAMES							
				261 H	CSU Bakersfield	10	1	147 A	New Mexico St.	6	1
				261 H	CSU Bakersfield	11	5	147 A	New Mexico St.	7	4
				261 H	CSU Bakersfield	7	4	147 A	New Mexico St.	4	7
				103 H	Seattle	0	1				
				103 H	Seattle	3	5				

Non-Div. I Games:

Utah Valley

103	H	Seattle	9	8
126	A	Utah	12	11

RPI	S	Opponent	Score	
261	H	CSU Bakersfield	10	1
261	H	CSU Bakersfield	11	5
261	H	CSU Bakersfield	7	4
278	H	Northern Colo.	4	2
278	H	Northern Colo.	11	8
278	H	Northern Colo.	6	8
281	H	North Dakota	7	13
281	H	North Dakota	3	4
281	H	North Dakota	10	9

U
t
a
h
V
a
l
l
e
y

U
t
a
h
V
a
l
l
e
y

Ball St.

268 H Bowling Green	3	1
268 H Bowling Green	1	5

Through Games Of May 1, 2016

RPI	S	Opponent	Score	
255	A	Buffalo	9	6
256	A	Central Mich.	10	7
256	A	Central Mich.	3	7
256	A	Central Mich.	4	2
260	A	Purdue	2	9
260	H	Purdue	9	8
268	H	Bowling Green	1	5
268	H	Bowling Green	3	1
268	H	Bowling Green	7	8
287	A	Savannah St.	10	1
287	A	Savannah St.	7	3

Ball St.

B
a
l
l
S
t
.

B
a
l
l
S
t
.

[illegible]

Non-Div. I Games:

MSOE

15 6

Edgewood

7 5

Milwaukee

106	A	Valparaiso	6	7
106	A	Valparaiso	3	5

RPI	S	Opponent	Score	
242	A	Youngstown St.	10	3
242	A	Youngstown St.	22	3
242	A	Youngstown St.	1	0
291	A	Chicago St.	12	9

Milwaukee

M
i
l
w
a
u
k
e
e

M
i
l
w
a
u
k
e
e

Average RPI Win: 187		WON-LOST RECORD		WINNING PCT. RANK		LAST 15 GAMES		STRENGTH OF SCHEDULE		OPP. STRENGTH OF SCHEDULE		TEAM RPI		ADJ RPI		CONF. RPI		ADJ CONF. RPI				
DIV. I ONLY		22-21-0		.51163 140		7-8-0		137		163		166		.49355 166		16		16				
DIV. I NON-CONF.		13-15-0		.46429 165		1-4-0		148		160		195		.47701 195		20		20				
TOTALS		RPI 1-25		RPI 26-50		W-L RECORDS		RPI 51-100		RPI 101-150		RPI 150+										
22-21-0		1-3-0		1-3-0		OVERALL		0-3-0		4-3-0		16-9-0										
14-12-0		1-2-0		1-1-0		HOME		0-2-0		4-3-0		8-4-0										
7-9-0		0-1-0		0-2-0		AWAY		0-1-0		0-0-0		7-5-0										
1-0-0		0-0-0		0-0-0		NEUTRAL		0-0-0		0-0-0		1-0-0										
13-15-0		1-3-0		1-3-0		NON-CONFERENCE		0-3-0		2-2-0		9-4-0										
10-10-0		1-2-0		1-1-0		HOME		0-2-0		2-2-0		6-3-0										
2-5-0		0-1-0		0-0-		AWAY		0-1-0		0-0-0		2-1-0										
1-0-0		0-0-0		0-0-0		NEUTRAL		0-0-0		0-0-0		1-0-0										
9-6-0		0-0-0		0-0-0		CONFERENCE		0-0-0		2-1-0		7-5-0										
4-2-0		0-0-0		0-0-0		HOME		0-0-0		2-1-0		2-1-0										
5-4-0		0-0-0		0-0-0		AWAY		0-0-0		0-0-0		5-4-0										
0-0-0		0-0-0		0-0-0		NEUTRAL		0-0-0		0-0-0		0-0-0										
RPI	S	Opponent		Score		RPI	S	Opponent		Score		RPI	S	Opponent		Score						
14	A	North Carolina		4	9	26	A	UNCW		7	14	52	A	UNCG		2	10	105	H	Rhode Island	6	7
24	H	Minnesota		5	7	26	H	UNCW		4	11	52	H	UNCG		2	8	134	H	Miami (OH)	7	0
24	H	Minnesota		11	7	43	A	Duke		0	4	82	H	Indiana St.		1	4	134	H	Miami (OH)	5	3
24	H	Minnesota		1	3	43	H	Duke		5	1							134	H	Miami (OH)	4	5
														135 H Liberty				135	H	Liberty	0	3
														135 H Liberty				135	H	Liberty	2	1
														135 H Liberty				135	H	Liberty	2	1
														153 A Longwood				153	A	Longwood	6	3
														153 A Longwood				153	A	Longwood	2	0
														153 A Longwood				153	A	Longwood	4	8
														156 H Gardner-Webb				156	H	Gardner-Webb	0	5
														156 H Gardner-Webb				156	H	Gardner-Webb	10	4
														156 H Gardner-Webb				156	H	Gardner-Webb	17	4
														187 A Virginia Tech				187	A	Virginia Tech	7	1
														187 A Virginia Tech				187	A	Virginia Tech	8	11
														188 H Canisius				188	H	Canisius	4	7
														188 H Canisius				188	H	Canisius	12	4
														188 H Canisius				188	H	Canisius	7	2
														198 A Radford				198	A	Radford	5	1
														198 A Radford				198	A	Radford	1	2
														198 A Radford				198	A	Radford	4	6
														200 H Davidson				200	H	Davidson	4	7
														241 H Rider				241	H	Rider	8	11
														241 H Rider				241	H	Rider	12	3
														253 N Appalachian St.				253	N	Appalachian St.	9	4
														258 A Charleston So.				258	A	Charleston So.	5	4
														258 A Charleston So.				258	A	Charleston So.	7	5
				LAST 15 GAMES																		
				14	A	North Carolina		4	9	135	H	Liberty		2	1	241	H	Rider		8	11	
				52	A	UNCG		2	10	135	H	Liberty		2	1	241	H	Rider		12	3	
				153	A	Longwood		2	0	156	H	Gardner-Webb		0	5	253	N	Appalachian St.		9	4	
				153	A	Longwood		6	3							258	A	Charleston So.		5	4	
				153	A	Longwood		4	8							258	A	Charleston So.		7	5	

Non-Div. I Games:

Campbell

26	A	UNCW	7	14
135	H	Liberty	0	3

RPI	S	Opponent	Score	
258	A	Charleston So.	7	18
267	A	N.C. Central	15	11
286	H	N.C. A&T	10	8
286	H	N.C. A&T	14	1
286	H	N.C. A&T	15	3

Average RPI Win:		114	WON-LOST RECORD		WINNING PCT. RANK		LAST 15 GAMES		STRENGTH OF SCHEDULE		OPP. STRENGTH OF SCHEDULE		TEAM RPI	ADJ RPI		CONF. RPI	ADJ CONF. RPI
DIV. I ONLY			19-22-0		.46341 182		7-8-0		124		72		167	.49176 167		9	9
DIV. I NON-CONF.			13-10-0		.56522 107		3-0-0		137		70		115	.51932 115		8	8
TOTALS		RPI 1-25		RPI 26-50		W-L RECORDS		RPI 51-100		RPI 101-150		RPI 150+					
19-22-0		0-0-0		3-4-0		OVERALL		7-5-0		3-8-0		6-5-0					
13-13-0		0-0-0		1-0-0		HOME		7-5-0		2-5-0		3-3-0					
6-9-0		0-0-0		2-4-0		AWAY		0-0-0		1-3-0		3-2-0					
0-0-0		0-0-0		0-0-0		NEUTRAL		0-0-0		0-0-0		0-0-0					
13-10-0		0-0-0		2-2-0		NON-CONFERENCE		5-1-0		0-2-0		6-5-0					
9-5-0		0-0-0		1-0-0		HOME		5-1-0		0-1-0		3-3-0					
4-5-0		0-0-0		1-0-		AWAY		0-0-0		0-1-0		3-2-0					
0-0-0		0-0-0		0-0-0		NEUTRAL		0-0-0		0-0-0		0-0-0					
6-12-0		0-0-0		1-2-0		CONFERENCE		2-4-0		3-6-0		0-0-0					
4-8-0		0-0-0		0-0-0		HOME		2-4-0		2-4-0		0-0-0					
2-4-0		0-0-0		1-2-0		AWAY		0-0-0		1-2-0		0-0-0					
0-0-0		0-0-0		0-0-0		NEUTRAL		0-0-0		0-0-0		0-0-0					
RPI	S	Opponent		Score	RPI	S	Opponent		Score	RPI	S	Opponent		Score			
					27	H	Michigan		5 3	57	H	St. Mary's (CA)		13 9			
					33	A	Washington		9 10	57	H	St. Mary's (CA)		0 1			
					33	A	Washington		2 1	57	H	St. Mary's (CA)		5 7			
					33	A	Washington		1 4	68	H	Notre Dame		2 0			
					45	A	Gonzaga		4 7	68	H	Notre Dame		4 2			
					45	A	Gonzaga		0 3	68	H	Notre Dame		0 5			
					45	A	Gonzaga		6 0	71	H	New Mexico		13 7			
										84	H	Stanford		4 2			
										86	H	Cal Poly		10 1			
										93	H	Loyola Marymount		0 5			
										93	H	Loyola Marymount		8 11			
										93	H	Loyola Marymount		9 1			
												162 H Utah Valley		9 2			
												185 A Hawaii		2 3			
												185 A Hawaii		5 4			
												185 A Hawaii		3 1			
												185 A Hawaii		1 8			
												211 A San Jose St.		7 4			
												211 H San Jose St.		8 5			
												213 H UMass Lowell		0 3			
												213 H UMass Lowell		3 4			
												213 H UMass Lowell		7 1			
												252 H UC Davis		0 8			
LAST 15 GAMES																	
					93	H	Loyola Marymount		0 5	108	A	San Diego		7 5			
					93	H	Loyola Marymount		8 11	108	A	San Diego		1 7			
					93	H	Loyola Marymount		9 1	108	A	San Diego		4 9			
					84	H	Stanford		4 2								
					45	A	Gonzaga		6 0								

Non-Div. I Games:

Santa Clara

45 A Gonzaga	0	3
45 A Gonzaga	4	7

S
a
n
t
a
C
l
a
r
a

S
a
n
t
a
C
l
a
r
a

Average RPI Win:	146	WON-LOST	WINNING	LAST 15	STRENGTH OF	OPP. STRENGTH	TEAM	ADJ	CONF.	ADJ CONF.							
Average RPI Loss:	118	RECORD	PCT. RANK	GAMES	SCHEDULE	OF SCHEDULE	RPI	RPI	RPI	RPI							
DIV. I ONLY		21-23-0	.47727	167	2-2-0	120	96	168	.49169	168	6	6					
DIV. I NON-CONF.		15-14-0	.51724	143	0-1-0	69	131	140	.50247	140	6	6					
<hr/>																	
TOTALS		RPI 1-25		RPI 26-50		W-L RECORDS		RPI 51-100		RPI 101-150		RPI 150+					
21-23-0		0-1-0		0-1-0		OVERALL		3-7-0		8-8-0		10-6-0					
17-12-0		0-1-0		0-0-0		HOME		2-3-0		6-4-0		9-4-0					
4-11-0		0-0-0		0-1-0		AWAY		1-4-0		2-4-0		1-2-0					
0-0-0		0-0-0		0-0-0		NEUTRAL		0-0-0		0-0-0		0-0-0					
15-14-0		0-1-0		0-1-0		NON-CONFERENCE		2-5-0		4-3-0		9-4-0					
14-9-0		0-1-0		0-0-0		HOME		2-3-0		4-3-0		8-2-0					
1-5-0		0-0-0		0-0-		AWAY		0-2-0		0-0-0		1-2-0					
0-0-0		0-0-0		0-0-0		NEUTRAL		0-0-0		0-0-0		0-0-0					
6-9-0		0-0-0		0-0-0		CONFERENCE		1-2-0		4-5-0		1-2-0					
3-3-0		0-0-0		0-0-0		HOME		0-0-0		2-1-0		1-2-0					
3-6-0		0-0-0		0-0-0		AWAY		1-2-0		2-4-0		0-0-0					
0-0-0		0-0-0		0-0-0		NEUTRAL		0-0-0		0-0-0		0-0-0					
RPI	S	Opponent		Score		RPI	S	Opponent		Score		RPI	S	Opponent		Score	
6	H	Florida St.		4	12	46	A	Jacksonville		5	7	51	H	Michigan St.		7	5
												51	H	Michigan St.		2	0
												51	H	Michigan St.		1	11
												55	A	North Florida		6	7
												55	H	North Florida		5	7
												78	A	Houston		4	1
												78	A	Houston		5	7
												78	A	Houston		1	5
												99	A	FGCU		3	4
												99	H	FGCU		6	13
														101 H FIU		5	6
														109 A Cincinnati		5	3
														109 A Cincinnati		2	3
														109 A Cincinnati		3	4
														123 A UCF		5	6
														123 A UCF		6	4
														123 A UCF		0	4
														123 H UCF		2	9
														123 H UCF		5	4
														123 H UCF		4	0
														133 H Saint Joseph's		13	3
														133 H Saint Joseph's		7	3
														133 H Saint Joseph's		7	8
														135 H Liberty		6	5
														135 H Liberty		11	10
														135 H Liberty		0	4
														159 A Stetson		1	5
														159 A Stetson		3	2
														175 H Holy Cross		4	3
														175 H Eastern Mich.		8	4
														175 H Eastern Mich.		8	4
														175 H Eastern Mich.		2	3
														175 H Holy Cross		3	2
														175 H Holy Cross		3	2
														192 A Bethune-Cookman		3	10
														192 H Bethune-Cookman		6	2
														210 H Dartmouth		4	0
<hr/>																	
LAST 15 GAMES																	
						159	A	Stetson		1	5	78	A	Houston		1	5
						123	H	UCF		2	9	192	H	Bethune-Cookman		6	2
						123	H	UCF		5	4	123	A	UCF		5	6
						123	H	UCF		4	0						
						101	H	FIU		5	6						

Non-Div. I Games:

South Fla.

South Fla.

78	A	Houston	5	7
78	A	Houston	4	1

Through Games Of May 1, 2016

RPI	S	Opponent	Score	
210	H	Dartmouth	0	1
210	H	Dartmouth	4	0
227	H	Memphis	7	5
227	H	Memphis	3	4
227	H	Memphis	3	8

South Fla.

S
o
u
t
h
F
l
a
.

S
o
u
t
h
F
l
a
.

Average RPI Win: 177		WON-LOST RECORD		WINNING PCT. RANK		LAST 15 GAMES		STRENGTH OF SCHEDULE		OPP. STRENGTH OF SCHEDULE		TEAM RPI		ADJ RPI		CONF. RPI		ADJ CONF. RPI	
DIV. I ONLY		23-22-0		.51111 143		3-12-0		163		68		169		.49142 169		10		10	
DIV. I NON-CONF.		12-12-0		.5 147		1-5-0		244		57		202		.47206 202		10		10	
TOTALS		RPI 1-25		RPI 26-50		W-L RECORDS		RPI 51-100		RPI 101-150		RPI 150+							
23-22-0		1-3-0		0-5-0		OVERALL		1-4-0		6-7-0		15-3-0							
16-13-0		0-0-0		0-4-0		HOME		1-2-0		1-6-0		14-1-0							
6-8-0		1-3-0		0-1-0		AWAY		0-1-0		4-1-0		1-2-0							
1-1-0		0-0-0		0-0-0		NEUTRAL		0-1-0		1-0-0		0-0-0							
12-12-0		0-1-0		0-2-0		NON-CONFERENCE		0-2-0		3-4-0		9-3-0							
9-5-0		0-0-0		0-1-0		HOME		0-0-0		1-3-0		8-1-0							
2-6-0		0-1-0		0-0-		AWAY		0-1-0		1-1-0		1-2-0							
1-1-0		0-0-0		0-0-0		NEUTRAL		0-1-0		1-0-0		0-0-0							
11-10-0		1-2-0		0-3-0		CONFERENCE		1-2-0		3-3-0		6-0-0							
7-8-0		0-0-0		0-3-0		HOME		1-2-0		0-3-0		6-0-0							
4-2-0		1-2-0		0-0-0		AWAY		0-0-0		3-0-0		0-0-0							
0-0-0		0-0-0		0-0-0		NEUTRAL		0-0-0		0-0-0		0-0-0							
RPI	S	Opponent		Score		RPI	S	Opponent		Score		RPI	S	Opponent		Score			
5	A	Texas A&M		1	14	30	A	Rice		4	8	51	N	Michigan St.		2	3		
20	A	La.-Lafayette		2	1	30	H	Rice		1	3	80	H	Troy		8	12		
20	A	La.-Lafayette		0	1	37	H	South Ala.		2	3	80	H	Troy		4	1		
20	A	La.-Lafayette		1	5	37	H	South Ala.		4	6	80	H	Troy		3	5		
						37	H	South Ala.		3	7	87	A	Sam Houston St.		6	8		
														123 N UCF		2	1		
														124 H Little Rock		2	10		
														124 H Little Rock		7	8		
														124 H Little Rock		6	7		
														125 A Texas		2	6		
														125 H Texas		4	10		
														127 A Ga. Southern		4	3		
														127 A Ga. Southern		7	3		
														127 A Ga. Southern		4	3		
														129 A Baylor		12	3		
														137 H Nevada		6	17		
														137 H Nevada		3	6		
														137 H Nevada		3	2		
														157 H La.-Monroe		6	1		
														157 H La.-Monroe		3	2		
														157 H La.-Monroe		7	5		
														161 A UTSA		7	14		
														161 H UTSA		13	10		
														183 H Washington St.		8	9		
														183 H Washington St.		7	6		
														183 H Washington St.		6	2		
														183 H Washington St.		10	1		
														229 A A&M-Corpus Christi		11	0		
														229 H A&M-Corpus Christi		4	1		
														253 H Appalachian St.		4	0		
														253 H Appalachian St.		16	0		
														253 H Appalachian St.		4	2		
LAST 15 GAMES				LAST 15 GAMES				LAST 15 GAMES				LAST 15 GAMES							
				80	H	Troy	4	1	5	A	Texas A&M	1	14						
				80	H	Troy	3	5	124	H	Little Rock	6	7						
				80	H	Troy	8	12	124	H	Little Rock	2	10						
				125	A	Texas	2	6											
				20	A	La.-Lafayette	0	1											

Non-Div. I Games:

Texas St.

20	A	La.-Lafayette	2	1
20	A	La.-Lafayette	1	5

RPI	S	Opponent	Score	
264	H	Incarnate Word	4	0
264	H	Incarnate Word	22	5
264	H	Incarnate Word	5	4
279	A	UTRGV	3	4

Average RPI Win: 146		WON-LOST	WINNING	LAST 15	STRENGTH OF		OPP. STRENGTH	TEAM	ADJ	CONF.	ADJ CONF.
Average RPI Loss: 91		RECORD	PCT. RANK	GAMES	SCHEDULE		OF SCHEDULE	RPI	RPI	RPI	RPI
DIV. I ONLY		16-27-0	.37209	234	6-8-0		24	166	170	.49099	170
DIV. I NON-CONF.		10-21-0	.32258	245	0-2-0		33	143	203	.47194	203
TOTALS		RPI 1-25	RPI 26-50		W-L RECORDS		RPI 51-100		RPI 101-150		RPI 150+
16-27-0		0-4-0	0-3-0		OVERALL		6-11-0		6-7-0		4-2-0
13-12-0		0-4-0	0-0-0		HOME		5-5-0		4-2-0		4-1-0
3-15-0		0-0-0	0-3-0		AWAY		1-6-0		2-5-0		0-1-0
0-0-0		0-0-0	0-0-0		NEUTRAL		0-0-0		0-0-0		0-0-0
10-21-0		0-4-0	0-3-0		NON-CONFERENCE		4-10-0		2-2-0		4-2-0
9-10-0		0-4-0	0-0-0		HOME		3-4-0		2-1-0		4-1-0
1-11-0		0-0-0	0-0-0		AWAY		1-6-0		0-1-0		0-1-0
0-0-0		0-0-0	0-0-0		NEUTRAL		0-0-0		0-0-0		0-0-0
6-6-0		0-0-0	0-0-0		CONFERENCE		2-1-0		4-5-0		0-0-0
4-2-0		0-0-0	0-0-0		HOME		2-1-0		2-1-0		0-0-0
2-4-0		0-0-0	0-0-0		AWAY		0-0-0		2-4-0		0-0-0
0-0-0		0-0-0	0-0-0		NEUTRAL		0-0-0		0-0-0		0-0-0
RPI S	Opponent	Score	RPI S	Opponent	Score	RPI S	Opponent	Score	RPI S	Opponent	Score
22 H	Oklahoma St.	0 17	42 A	Cal St. Fullerton	1 9	70 A	Nebraska	17 5	121 A	Evansville	1 11
23 H	TCU	6 17	42 A	Cal St. Fullerton	1 7	70 A	Nebraska	0 4	121 A	Evansville	2 7
23 H	TCU	5 12	42 A	Cal St. Fullerton	0 5	70 A	Nebraska	3 7	121 A	Evansville	6 5
23 H	TCU	0 3				71 A	New Mexico	6 8	122 A	Oklahoma	2 4
						71 A	New Mexico	4 8	122 H	Oklahoma	7 15
						71 A	New Mexico	7 17	128 H	SFA	12 4
						73 A	Oral Roberts	4 6	128 H	SFA	10 2
						73 H	Oral Roberts	15 8	140 A	Southern Ill.	5 8
						86 H	Cal Poly	2 7	140 A	Southern Ill.	1 4
						86 H	Cal Poly	6 7	140 A	Southern Ill.	8 0
						86 H	Cal Poly	6 0	142 H	Bradley	4 8
						87 H	Sam Houston St.	2 0	142 H	Bradley	10 9
						87 H	Sam Houston St.	8 13	142 H	Bradley	7 5
						87 H	Sam Houston St.	11 15	190 H	Omaha	5 4
						98 H	Missouri St.	11 1	193 A	Kansas	3 9
						98 H	Missouri St.	9 2	278 H	Northern Colo.	3 4
						98 H	Missouri St.	1 6	278 H	Northern Colo.	11 0
									278 H	Northern Colo.	17 2
									281 H	North Dakota	16 3
LAST 15 GAMES											
			140 A	Southern Ill.	1 4	98 H	Missouri St.	1 6			
			140 A	Southern Ill.	5 8	98 H	Missouri St.	11 1			
			140 A	Southern Ill.	8 0	98 H	Missouri St.	9 2			
			142 H	Bradley	10 9						
			142 H	Bradley	4 8						

Non-Div. I Games:

Wichita St.

142	H	Bradley	7	5
193	A	Kansas	3	9

W
i
c
h
i
t
a
s
t
.

W
i
c
h
i
t
a
s
t
.

Average RPI Win: 134		WON-LOST	WINNING	LAST 15	STRENGTH OF		OPP. STRENGTH	TEAM	ADJ	CONF.	ADJ CONF.					
Average RPI Loss: 131		RECORD	PCT. RANK	GAMES	SCHEDULE		OF SCHEDULE	RPI	RPI	RPI	RPI					
DIV. I ONLY		20-21-0	.4878	160	8-7-0		185	48	171	.49008	171					
DIV. I NON-CONF.		13-16-0	.44828	178	3-3-0		246	12	198	.47497	198					
TOTALS		RPI 1-25	RPI 26-50		W-L RECORDS		RPI 51-100		RPI 101-150		RPI 150+					
20-21-0		0-0-0	5-4-0		OVERALL		0-1-0		9-11-0		6-5-0					
12-11-0		0-0-0	4-3-0		HOME		0-0-0		6-7-0		2-1-0					
8-10-0		0-0-0	1-1-0		AWAY		0-0-0		3-4-0		4-4-0					
0-0-0		0-0-0	0-0-0		NEUTRAL		0-0-0		0-0-0		0-0-0					
13-16-0		0-0-0	3-3-0		NON-CONFERENCE		0-1-0		6-8-0		4-4-0					
6-8-0		0-0-0	2-2-0		HOME		0-0-0		4-6-0		0-0-0					
7-8-0		0-0-0	1-0-		AWAY		0-1-0		2-2-0		4-4-0					
0-0-0		0-0-0	0-0-0		NEUTRAL		0-0-0		0-0-0		0-0-0					
7-5-0		0-0-0	2-1-0		CONFERENCE		0-0-0		3-3-0		2-1-0					
6-3-0		0-0-0	2-1-0		HOME		0-0-0		2-1-0		2-1-0					
1-2-0		0-0-0	0-0-0		AWAY		0-0-0		1-2-0		0-0-0					
0-0-0		0-0-0	0-0-0		NEUTRAL		0-0-0		0-0-0		0-0-0					
RPI	S	Opponent	Score		RPI	S	Opponent	Score		RPI	S	Opponent	Score			
			32	A	Arizona		6	5		93	A	Loyola Marymount	1	2		
			32	A	Arizona		3	4				104	A	UC Irvine	3	8
			33	H	Washington		4	17				104	A	UC Irvine	3	1
			33	H	Washington		8	5				104	A	UC Irvine	1	2
			33	H	Washington		6	5				108	A	San Diego	5	4
			33	H	Washington		1	2				108	H	San Diego	3	2
			39	H	Long Beach St.		7	10				113	H	CSUN	2	7
			39	H	Long Beach St.		14	13				113	H	CSUN	6	0
			39	H	Long Beach St.		4	3				113	H	CSUN	6	4
												126	A	Utah	5	3
												126	A	Utah	8	9
												126	A	Utah	0	4
												131	H	Kansas St.	6	3
												131	H	Kansas St.	1	8
												131	H	Kansas St.	0	1
												131	H	Kansas St.	6	3
												147	H	New Mexico St.	5	6
												147	H	New Mexico St.	8	2
												147	H	New Mexico St.	2	4
												148	H	UNLV	2	4
												148	H	UNLV	4	5
												197	A	Portland	4	1
												197	A	Portland	3	4
												197	A	Portland	6	10
												197	A	Portland	5	8
												209	A	San Diego St.	3	2
												252	H	UC Davis	12	13
												252	H	UC Davis	8	5
LAST 15 GAMES																
			113	H	CSUN		6	0		108	A	San Diego	5	4		
			113	H	CSUN		2	7		126	A	Utah	5	3		
			113	H	CSUN		6	4		126	A	Utah	8	9		
			108	H	San Diego		3	2								
			39	H	Long Beach St.		7	10								

Non-Div. I Games:

UC Riverside

39	H	Long Beach St.	14	13
39	H	Long Beach St.	4	3

RPI	S	Opponent	Score	
252	H	UC Davis	5	3
261	A	CSU Bakersfield	7	3
261	A	CSU Bakersfield	2	8
261	A	CSU Bakersfield	8	4

UC Riverside

U
C
R
i
v
e
r
s
i
d
e

U
C
R
i
v
e
r
s
i
d
e

Average RPI Win:		213	WON-LOST RECORD		WINNING PCT. RANK		LAST 15 GAMES		STRENGTH OF SCHEDULE		OPP. STRENGTH OF SCHEDULE		TEAM RPI		ADJ RPI		CONF. RPI		ADJ CONF. RPI	
DIV. I ONLY			19-20-0		.48718 162		2-3-0		181		239		172		.48954 172		21		21	
DIV. I NON-CONF.			10-16-0		.38462 219		0-2-0		230		237		230		.459 230		22		22	
TOTALS		RPI 1-25		RPI 26-50		W-L RECORDS		RPI 51-100		RPI 101-150		RPI 150+								
19-20-0		0-6-0		0-0-0		OVERALL		2-1-0		1-3-0		16-10-0								
13-2-0		0-0-0		0-0-0		HOME		0-0-0		1-0-0		12-2-0								
5-16-0		0-6-0		0-0-0		AWAY		2-1-0		0-3-0		3-6-0								
1-2-0		0-0-0		0-0-0		NEUTRAL		0-0-0		0-0-0		1-2-0								
10-16-0		0-6-0		0-0-0		NON-CONFERENCE		0-0-0		1-3-0		9-7-0								
7-0-0		0-0-0		0-0-0		HOME		0-0-0		1-0-0		6-0-0								
2-14-0		0-6-0		0-0-		AWAY		0-0-0		0-3-0		2-5-0								
1-2-0		0-0-0		0-0-0		NEUTRAL		0-0-0		0-0-0		1-2-0								
9-4-0		0-0-0		0-0-0		CONFERENCE		2-1-0		0-0-0		7-3-0								
6-2-0		0-0-0		0-0-0		HOME		0-0-0		0-0-0		6-2-0								
3-2-0		0-0-0		0-0-0		AWAY		2-1-0		0-0-0		1-1-0								
0-0-0		0-0-0		0-0-0		NEUTRAL		0-0-0		0-0-0		0-0-0								
RPI	S	Opponent		Score		RPI	S	Opponent		Score		RPI	S	Opponent		Score				
21	A	Creighton		4	5			60 A Hartford		9	0	117	H	Sacred Heart		4	2			
21	A	Creighton		0	4			60 A Hartford		2	0	129	A	Baylor		2	16			
21	A	Creighton		0	4			60 A Hartford		5	9	129	A	Baylor		4	20			
25	A	Bryant		5	14							129	A	Baylor		5	6			
25	A	Bryant		4	8							159	A	Wofford		8	9			
25	A	Bryant		2	6							189	A	Elon		4	1			
												196	A	Fairfield		9	14			
												202	A	UMBC		1	2			
												202	A	UMBC		15	10			
												202	H	UMBC		3	6			
												202	H	UMBC		4	1			
												202	H	UMBC		3	2			
												203	A	Fordham		1	6			
												207	H	Manhattan		8	2			
												213	H	UMass Lowell		1	2			
												213	H	UMass Lowell		5	3			
												213	H	UMass Lowell		5	0			
												230	N	Dayton		11	6			
												235	A	USC Upstate		6	8			
												243	H	Maine		2	1			
												243	H	Maine		11	0			
								LAST 15 GAMES				250	H	Villanova		8	3			
285	A	Iona		0	7	25	A	Bryant		5	14	253	N	Appalachian St.		0	4			
202	H	UMBC		3	6	213	H	UMass Lowell		5	3	268	N	Bowling Green		4	5			
202	H	UMBC		3	2	213	H	UMass Lowell		5	0	275	H	NYIT		5	1			
202	H	UMBC		4	1							277	A	LIU Brooklyn		8	1			
196	A	Fairfield		9	14							285	A	Iona		0	7			

Non-Div. I Games:

Stony Brook

25	A	Bryant	2	6
25	A	Bryant	4	8

RPI	S	Opponent	Score	
285	H	Iona	11	2
285	H	Iona	15	4
292	H	Saint Peter's	7	3

Stony Brook

S
t
o
n
y
B
r
o
o
k

S
t
o
n
y
B
r
o
o
k

Average RPI Win: 193		WON-LOST RECORD		WINNING PCT. RANK		LAST 15 GAMES		STRENGTH OF SCHEDULE		OPP. STRENGTH OF SCHEDULE		TEAM RPI		ADJ RPI		CONF. RPI		ADJ CONF. RPI			
DIV. I ONLY		25-18-0		.5814 87		7-7-0		244		194		173		.48869 173		14		14			
DIV. I NON-CONF.		20-8-0		.71429 41		3-2-0		236		247		121		.51834 121		15		15			
TOTALS		RPI 1-25		RPI 26-50		W-L RECORDS		RPI 51-100		RPI 101-150		RPI 150+									
25-18-0		0-1-0		2-0-0		OVERALL		0-4-0		5-3-0		18-10-0									
15-9-0		0-1-0		1-0-0		HOME		0-0-0		4-1-0		10-7-0									
8-8-0		0-0-0		0-0-0		AWAY		0-4-0		1-2-0		7-2-0									
2-1-0		0-0-0		1-0-0		NEUTRAL		0-0-0		0-0-0		1-1-0									
20-8-0		0-1-0		2-0-0		NON-CONFERENCE		0-1-0		4-1-0		14-5-0									
14-4-0		0-1-0		1-0-0		HOME		0-0-0		4-1-0		9-2-0									
4-3-0		0-0-0		0-0-		AWAY		0-1-0		0-0-0		4-2-0									
2-1-0		0-0-0		1-0-0		NEUTRAL		0-0-0		0-0-0		1-1-0									
5-10-0		0-0-0		0-0-0		CONFERENCE		0-3-0		1-2-0		4-5-0									
1-5-0		0-0-0		0-0-0		HOME		0-0-0		0-0-0		1-5-0									
4-5-0		0-0-0		0-0-0		AWAY		0-3-0		1-2-0		3-0-0									
0-0-0		0-0-0		0-0-0		NEUTRAL		0-0-0		0-0-0		0-0-0									
RPI	S	Opponent		Score		RPI	S	Opponent		Score		RPI	S	Opponent		Score					
25	H	Bryant		5	16	47	H	Maryland		12	7	67	A	Old Dominion		4	10				
						47	N	Maryland		10	8	74	A	Col. of Charleston		2	3				
												74	A	Col. of Charleston		2	15				
												74	A	Col. of Charleston		4	14				
												112	A	William & Mary		4	2				
												112	A	William & Mary		4	7				
												112	A	William & Mary		0	10				
												133	H	Saint Joseph's		4	9				
												144	H	Binghamton		4	2				
												144	H	Binghamton		13	2				
												144	H	Binghamton		5	4				
												144	H	Binghamton		9	7				
												159	A	Stetson		12	10				
												159	A	Stetson		6	1				
												159	A	Stetson		2	5				
												179	H	Northeastern		0	14				
												179	H	Northeastern		3	6				
												179	H	Northeastern		1	6				
												187	N	Virginia Tech		7	6				
												196	H	Fairfield		4	3				
												196	H	Fairfield		22	6				
												196	H	Fairfield		11	6				
												204	H	James Madison		3	7				
												204	H	James Madison		16	6				
												204	H	James Madison		12	14				
												207	N	Manhattan		2	10				
												213	H	UMass Lowell		3	5				
												213	H	UMass Lowell		4	2				
												214	A	Hofstra		8	4				
												214	A	Hofstra		8	4				
												214	A	Hofstra		13	3				
LAST 15 GAMES				112 A William & Mary				4	2	133 H Saint Joseph's				4	9	213 H UMass Lowell				3	5
				112 A William & Mary				4	7	179 H Northeastern				0	14	213 H UMass Lowell				4	2
				112 A William & Mary				0	10	179 H Northeastern				3	6	214 A Hofstra				8	4
				293 A Delaware St.				19	8							214 A Hofstra				8	4
				233 H Siena				2	9							214 A Hofstra				13	3

Non-Div. I Games: Wilmington (DE) 7 0

Delaware

233	H	Siena	6	2
233	H	Siena	11	4

RPI	S	Opponent	Score	
233	H	Siena	2	9
233	H	Siena	6	2
233	H	Siena	11	4
246	A	Lehigh	7	16
272	A	La Salle	4	2
272	H	La Salle	22	1
293	A	Delaware St.	19	8
293	H	Delaware St.	8	3
293	H	Delaware St.	4	2

Delaware

D
e
l
a
w
a
r
e

D
e
l
a
w
a
r
e

Average RPI Win:	189	WON-LOST RECORD	WINNING PCT. RANK	LAST 15 GAMES		STRENGTH OF SCHEDULE	OPP. STRENGTH OF SCHEDULE	TEAM RPI	ADJ RPI	CONF. RPI	ADJ CONF. RPI
DIV. I ONLY		21-24-0	.46667 177	8-7-0		149	247	174	.48753 174	18	18
DIV. I NON-CONF.		15-18-0	.45455 171	3-1-0		150	260	169	.49166 166	16	16
TOTALS	RPI 1-25	RPI 26-50		W-L RECORDS		RPI 51-100		RPI 101-150		RPI 150+	
21-24-0	0-0-0	1-3-0		OVERALL		1-6-0		6-6-0		13-9-0	
10-7-0	0-0-0	0-0-0		HOME		1-3-0		4-2-0		5-2-0	
7-15-0	0-0-0	1-3-0		AWAY		0-3-0		2-4-0		4-5-0	
4-2-0	0-0-0	0-0-0		NEUTRAL		0-0-0		0-0-0		4-2-0	
15-18-0	0-0-0	1-3-0		NON-CONFERENCE		1-6-0		1-2-0		12-7-0	
6-5-0	0-0-0	0-0-0		HOME		1-3-0		0-0-0		5-2-0	
5-11-0	0-0-0	1-0-		AWAY		0-3-0		1-2-0		3-3-0	
4-2-0	0-0-0	0-0-0		NEUTRAL		0-0-0		0-0-0		4-2-0	
6-6-0	0-0-0	0-0-0		CONFERENCE		0-0-0		5-4-0		1-2-0	
4-2-0	0-0-0	0-0-0		HOME		0-0-0		4-2-0		0-0-0	
2-4-0	0-0-0	0-0-0		AWAY		0-0-0		1-2-0		1-2-0	
0-0-0	0-0-0	0-0-0		NEUTRAL		0-0-0		0-0-0		0-0-0	
RPI S	Opponent	Score	RPI S	Opponent	Score	RPI S	Opponent	Score	RPI S	Opponent	Score
			29 A Fla. Atlantic	13 11	52 A UNCG	4 8	111 H Seton Hall	7 3			
			29 A Fla. Atlantic	2 14	52 A UNCG	9 17	111 H Seton Hall	1 2			
			29 A Fla. Atlantic	0 6	52 A UNCG	4 5	111 H Seton Hall	1 0			
			31 A Wake Forest	1 3	95 H Princeton	3 7	112 A William & Mary	2 16			
					95 H Princeton	4 8	112 A William & Mary	9 10			
					95 H Princeton	4 3	112 A William & Mary	8 6			
					95 H Princeton	0 4	146 A St. John's (NY)	4 5			
							146 A St. John's (NY)	10 13			
							146 A St. John's (NY)	10 3			
							150 H Xavier	4 3			
							150 H Xavier	9 1			
							150 H Xavier	5 8			
							151 H Navy	5 6			
							200 A Davidson	8 12			
							200 A Davidson	5 3			
							200 A Davidson	3 9			
							201 A George Washington	3 2			
							201 H George Washington	2 1			
							202 H UMBC	1 0			
							202 N UMBC	6 5			
							212 H Yale	5 4			
			LAST 15 GAMES				234 N Penn	11 6			
			111 H Seton Hall	1 0	282 A Butler	2 3	234 N Penn	9 1			
			111 H Seton Hall	7 3	201 H George Washington	2 1	234 N Penn	4 2			
			111 H Seton Hall	1 2	150 H Xavier	4 3	251 N Western Mich.	5 12			
			295 H UMES	7 5			254 N VMI	0 4			
			295 H UMES	4 9			274 A George Mason	1 2			

Non-Div. I Games:	Moravian	8	1
--------------------------	-----------------	----------	----------

Georgetown

282	A	Butler	6	12
282	A	Butler	3	1

RPI	S	Opponent	Score	
274	H	George Mason	12	5
282	A	Butler	2	3
282	A	Butler	3	1
282	A	Butler	6	12
295	H	UMES	7	5
295	H	UMES	4	9
300	A	Coppin St.	5	4

Georgetown

G
e
o
r
g
e
t
o
w
n

G
e
o
r
g
e
t
o
w
n

Average RPI Win:		218	WON-LOST RECORD		WINNING PCT. RANK		LAST 15 GAMES		STRENGTH OF SCHEDULE		OPP. STRENGTH OF SCHEDULE		TEAM RPI		ADJ RPI		CONF. RPI		ADJ CONF. RPI				
DIV. I ONLY			17-23-0		.425	206	7-8-0		157		212		175		.48742		175	23		23			
DIV. I NON-CONF.			9-16-0		.36	232	3-2-0		48		158		127		.51539		127	24		24			
TOTALS		RPI 1-25		RPI 26-50		W-L RECORDS		RPI 51-100		RPI 101-150		RPI 150+											
17-23-0		0-2-0		0-1-0		OVERALL		2-8-0		0-3-0		15-9-0											
5-5-0		0-0-0		0-0-0		HOME		0-3-0		0-1-0		5-1-0											
9-15-0		0-1-0		0-1-0		AWAY		2-4-0		0-1-0		7-7-0											
3-3-0		0-1-0		0-0-0		NEUTRAL		0-0-0		0-1-0		3-1-0											
9-16-0		0-2-0		0-1-0		NON-CONFERENCE		2-5-0		0-3-0		7-5-0											
0-1-0		0-0-0		0-0-0		HOME		0-0-0		0-1-0		0-0-0											
6-12-0		0-1-0		0-0-		AWAY		2-5-0		0-1-0		4-4-0											
3-3-0		0-1-0		0-0-0		NEUTRAL		0-0-0		0-1-0		3-1-0											
8-7-0		0-0-0		0-0-0		CONFERENCE		0-3-0		0-0-0		8-4-0											
5-4-0		0-0-0		0-0-0		HOME		0-3-0		0-0-0		5-1-0											
3-3-0		0-0-0		0-0-0		AWAY		0-0-0		0-0-0		3-3-0											
0-0-0		0-0-0		0-0-0		NEUTRAL		0-0-0		0-0-0		0-0-0											
RPI	S	Opponent		Score		RPI	S	Opponent		Score		RPI	S	Opponent		Score		RPI	S	Opponent		Score	
1	A	Florida		4	12	27	A	Michigan		3	19	51	A	Michigan St.		4	2	116	A	West Virginia		1	5
1	N	Florida		7	8							59	A	Arizona St.		4	5	136	H	Oakland		4	7
												59	A	Arizona St.		1	8	136	N	Oakland		3	11
												59	A	Arizona St.		4	12	168	A	South Fla.		4	8
												68	A	Notre Dame		8	0	168	A	South Fla.		3	2
												69	A	Wright St.		0	14	168	A	South Fla.		4	8
												69	A	Wright St.		5	7	190	N	Omaha		16	3
												76	H	Kent St.		2	4	190	N	Omaha		1	2
												76	H	Kent St.		3	7	190	N	Omaha		8	1
												76	H	Kent St.		3	13	221	A	Lipscomb		17	4
																		221	A	Lipscomb		1	4
																		221	A	Lipscomb		8	12
																		230	A	Dayton		7	6
																		251	A	Western Mich.		4	7
																		251	A	Western Mich.		2	6
																		251	A	Western Mich.		5	3
																		255	A	Buffalo		4	3
																		255	A	Buffalo		4	12
																		255	A	Buffalo		2	1
																		256	H	Central Mich.		3	0
																		256	H	Central Mich.		2	3
																		256	H	Central Mich.		6	1
																		259	N	NJIT		8	0
																		260	A	Purdue		6	5
																		268	H	Bowling Green		5	4
																		268	H	Bowling Green		4	0
																		268	H	Bowling Green		8	4
				LAST 15 GAMES																			
						256	H	Central Mich.		2	3	76	H	Kent St.		3	7	259	N	NJIT		8	0
						256	H	Central Mich.		3	0	76	H	Kent St.		2	4	260	A	Purdue		6	5
						256	H	Central Mich.		6	1	76	H	Kent St.		3	13	268	H	Bowling Green		5	4
						68	A	Notre Dame		8	0							268	H	Bowling Green		4	0
						251	A	Western Mich.		5	3							268	H	Bowling Green		8	4

Non-Div. I Games:

Eastern Mich.

251 A Western Mich.	4	7
251 A Western Mich.	2	6

E
a
s
t
e
r
n
M
i
c
h
.

E
a
s
t
e
r
n
M
i
c
h
.

[illegible]

Non-Div. I Games:

Holy Cross

271	A	Bucknell	12	10
271	A	Bucknell	5	3

RPI	S	Opponent	Score	
245	H	Army West Point	6	2
245	H	Army West Point	1	6
245	H	Army West Point	6	3
245	H	Army West Point	0	3
246	A	Lehigh	4	5
246	A	Lehigh	12	3
246	A	Lehigh	5	4
246	A	Lehigh	6	1
265	H	Lafayette	2	4
265	H	Lafayette	10	9
265	H	Lafayette	6	5
265	H	Lafayette	2	0
270	A	Massachusetts	6	3
271	A	Bucknell	12	10
271	A	Bucknell	3	0
271	A	Bucknell	5	3
271	A	Bucknell	10	6

Holy Cross

H
O
L
Y
C
r
o
s
s

H
O
L
Y
C
r
o
s
s

Average RPI Win: 207		WON-LOST	WINNING	LAST 15	STRENGTH OF		OPP. STRENGTH	TEAM	ADJ	CONF.	ADJ CONF.
Average RPI Loss: 162		RECORD	PCT. RANK	GAMES	SCHEDULE		OF SCHEDULE	RPI	RPI	RPI	RPI
DIV. I ONLY		23-18-0	.56098	103	218		255	177	.48558	177	24
DIV. I NON-CONF.		14-9-0	.6087	81	261		252	185	.48272	185	26
TOTALS		RPI 1-25	RPI 26-50		W-L RECORDS		RPI 51-100		RPI 101-150		RPI 150+
23-18-0	0-0-0	0-2-0		OVERALL		2-3-0		6-4-0		15-9-0	
15-7-0	0-0-0	0-0-0		HOME		0-1-0		4-3-0		11-3-0	
4-10-0	0-0-0	0-2-0		AWAY		2-2-0		0-1-0		2-5-0	
4-1-0	0-0-0	0-0-0		NEUTRAL		0-0-0		2-0-0		2-1-0	
14-9-0	0-0-0	0-2-0		NON-CONFERENCE		0-2-0		5-2-0		9-3-0	
10-3-0	0-0-0	0-0-0		HOME		0-1-0		3-1-0		7-1-0	
0-5-0	0-0-0	0-0-		AWAY		0-1-0		0-1-0		0-1-0	
4-1-0	0-0-0	0-0-0		NEUTRAL		0-0-0		2-0-0		2-1-0	
9-9-0	0-0-0	0-0-0		CONFERENCE		2-1-0		1-2-0		6-6-0	
5-4-0	0-0-0	0-0-0		HOME		0-0-0		1-2-0		4-2-0	
4-5-0	0-0-0	0-0-0		AWAY		2-1-0		0-0-0		2-4-0	
0-0-0	0-0-0	0-0-0		NEUTRAL		0-0-0		0-0-0		0-0-0	
RPI S	Opponent	Score	RPI S	Opponent	Score	RPI S	Opponent	Score	RPI S	Opponent	Score
26 A	UNCW	9 12	74 A	Col. of Charleston	3 5	102 H	Penn St.	6 5	112 A	William & Mary	8 12
31 A	Wake Forest	4 17	83 A	VCU	5 4	119 N	Western Caro.	3 1	133 H	Saint Joseph's	5 6
			83 A	VCU	6 4	133 H	Saint Joseph's	4 2	133 H	Saint Joseph's	3 7
			83 A	VCU	1 2	134 H	Miami (OH)	7 14	134 H	Miami (OH)	10 3
			95 H	Princeton	3 5	135 H	Liberty	10 9	146 N	St. John's (NY)	14 10
						200 H	Davidson	2 14	200 H	Davidson	8 7
						200 H	Davidson	4 3	202 H	UMBC	5 10
						203 A	Fordham	7 6	203 A	Fordham	3 7
						203 A	Fordham	0 1	204 H	James Madison	8 1
						223 N	Towson	2 3	228 N	Harvard	9 2
						247 A	The Citadel	2 6	254 H	VMI	15 3
						263 H	Saint Louis	7 13	263 H	Saint Louis	5 3
						263 H	Saint Louis	4 2	274 A	George Mason	0 1
						274 A	George Mason	10 1			
LAST 15 GAMES			274 A	George Mason	0 1	200 H	Davidson	8 7	263 H	Saint Louis	5 3
			274 A	George Mason	10 1	200 H	Davidson	2 14	263 H	Saint Louis	4 2
			274 A	George Mason	2 3	200 H	Davidson	4 3	274 A	George Mason	0 1
			83 A	VCU	6 4				274 A	George Mason	10 1
			83 A	VCU	1 2						

Non-Div. I Games:

Richmond

83	A	VCU	5	4
135	H	Liberty	10	9

RPI	S	Opponent	Score	
274	A	George Mason	2	3
275	H	NYIT	9	1
292	H	Saint Peter's	12	2
292	H	Saint Peter's	10	0
292	N	Saint Peter's	12	6
295	H	UMES	7	4
295	H	UMES	15	0

Average RPI Win: 213		WON-LOST	WINNING	LAST 15	STRENGTH OF		OPP. STRENGTH	TEAM	ADJ		CONF.	ADJ CONF.
Average RPI Loss: 134		RECORD	PCT. RANK	GAMES	SCHEDULE		OF SCHEDULE	RPI	RPI		RPI	RPI
DIV. I ONLY		19-20-0	.48718	162	4-11-0		210	203	178		.48498	178
DIV. I NON-CONF.		10-7-0	.58824	92	1-3-0		228	288	132		.50961	132
TOTALS		RPI 1-25	RPI 26-50		W-L RECORDS		RPI 51-100		RPI 101-150		RPI 150+	
19-20-0		0-0-0	0-0-0		OVERALL		0-6-0		3-8-0		16-6-0	
9-5-0		0-0-0	0-0-0		HOME		0-3-0		2-1-0		7-1-0	
7-13-0		0-0-0	0-0-0		AWAY		0-3-0		1-7-0		6-3-0	
3-2-0		0-0-0	0-0-0		NEUTRAL		0-0-0		0-0-0		3-2-0	
10-7-0		0-0-0	0-0-0		NON-CONFERENCE		0-0-0		0-2-0		10-5-0	
2-1-0		0-0-0	0-0-0		HOME		0-0-0		0-0-0		2-1-0	
5-4-0		0-0-0	0-0-		AWAY		0-0-0		0-2-0		5-2-0	
3-2-0		0-0-0	0-0-0		NEUTRAL		0-0-0		0-0-0		3-2-0	
9-13-0		0-0-0	0-0-0		CONFERENCE		0-6-0		3-6-0		6-1-0	
7-4-0		0-0-0	0-0-0		HOME		0-3-0		2-1-0		5-0-0	
2-9-0		0-0-0	0-0-0		AWAY		0-3-0		1-5-0		1-1-0	
0-0-0		0-0-0	0-0-0		NEUTRAL		0-0-0		0-0-0		0-0-0	
RPI S	Opponent	Score	RPI S	Opponent	Score	RPI S	Opponent	Score	RPI S	Opponent	Score	
						72 A	Fresno St.	1 14	120 A	Iowa	2 22	
						72 A	Fresno St.	3 6	120 A	Iowa	7 9	
						72 A	Fresno St.	1 5	137 A	Nevada	4 8	
						72 H	Fresno St.	1 5	137 A	Nevada	5 6	
						72 H	Fresno St.	6 11	137 A	Nevada	12 7	
						72 H	Fresno St.	2 4	137 H	Nevada	5 2	
									137 H	Nevada	5 12	
									137 H	Nevada	18 4	
									148 A	UNLV	0 1	
									148 A	UNLV	2 7	
									148 A	UNLV	6 7	
									151 N	Navy	1 3	
									151 N	Navy	0 5	
									151 N	Navy	10 5	
									190 A	Omaha	4 7	
									190 H	Omaha	18 10	
									190 H	Omaha	3 12	
									200 A	Davidson	9 4	
									209 H	San Diego St.	17 13	
									211 A	San Jose St.	5 9	
									211 A	San Jose St.	7 2	
									211 H	San Jose St.	8 7	
									211 H	San Jose St.	12 4	
									211 H	San Jose St.	13 7	
									211 H	San Jose St.	9 3	
									237 N	Marist	8 4	
									252 A	UC Davis	5 2	
LAST 15 GAMES												
						72 H	Fresno St.	2 4	278 A	Northern Colo.	4 2	
						72 H	Fresno St.	6 11	148 A	UNLV	6 7	
						72 H	Fresno St.	1 5	148 A	UNLV	2 7	
						190 A	Omaha	4 7				
						137 A	Nevada	4 8				

Non-Div. I Games: Adams St. 13 1

Air Force

137	A	Nevada	12	7
137	A	Nevada	5	6

RPI	S	Opponent	Score	
252	A	UC Davis	9	8
252	A	UC Davis	2	6
255	N	Buffalo	13	0
278	A	Northern Colo.	4	2
278	A	Northern Colo.	14	4
278	H	Northern Colo.	14	7

Average RPI Win:	184	WON-LOST RECORD	WINNING PCT. RANK	LAST 15 GAMES	STRENGTH OF SCHEDULE	OPP. STRENGTH OF SCHEDULE	TEAM RPI	ADJ RPI	CONF. RPI	ADJ CONF. RPI	
DIV. I ONLY		22-19-0	.53659 120	3-1-0	253	154	179	.4842 179	14	14	
DIV. I NON-CONF.		15-12-0	.55556 114	3-1-0	289	159	205	.47148 205	15	15	
<hr/>											
TOTALS	RPI 1-25	RPI 26-50		W-L RECORDS	RPI 51-100		RPI 101-150		RPI 150+		
22-19-0	0-1-0	2-0-0		OVERALL	0-1-0		3-5-0		17-12-0		
10-8-0	0-1-0	2-0-0		HOME	0-0-0		0-3-0		8-4-0		
10-9-0	0-0-0	0-0-0		AWAY	0-0-0		3-2-0		7-7-0		
2-2-0	0-0-0	0-0-0		NEUTRAL	0-1-0		0-0-0		2-1-0		
<hr/>											
15-12-0	0-1-0	0-0-0		NON-CONFERENCE	0-1-0		3-2-0		12-8-0		
7-3-0	0-1-0	0-0-0		HOME	0-0-0		0-0-0		7-2-0		
6-7-0	0-0-0	0-0-		AWAY	0-0-0		3-2-0		3-5-0		
2-2-0	0-0-0	0-0-0		NEUTRAL	0-1-0		0-0-0		2-1-0		
<hr/>											
7-7-0	0-0-0	2-0-0		CONFERENCE	0-0-0		0-3-0		5-4-0		
3-5-0	0-0-0	2-0-0		HOME	0-0-0		0-3-0		1-2-0		
4-2-0	0-0-0	0-0-0		AWAY	0-0-0		0-0-0		4-2-0		
0-0-0	0-0-0	0-0-0		NEUTRAL	0-0-0		0-0-0		0-0-0		
<hr/>											
RPI S	Opponent	Score	RPI S	Opponent	Score	RPI S	Opponent	Score	RPI S	Opponent	Score
25 H	Bryant	2 19	26 H	UNCW	3 0	58 N	Boston College	2 8	105 A	Rhode Island	6 2
			26 H	UNCW	9 4				112 H	William & Mary	0 3
									112 H	William & Mary	5 8
									112 H	William & Mary	0 2
									122 A	Oklahoma	4 10
									122 A	Oklahoma	5 3
									122 A	Oklahoma	4 13
									122 A	Oklahoma	3 2
									173 A	Delaware	6 1
									173 A	Delaware	14 0
									173 A	Delaware	6 3
									183 A	Washington St.	5 3
									183 A	Washington St.	1 4
									183 A	Washington St.	2 7
									183 A	Washington St.	1 8
									189 H	Elon	0 2
									189 H	Elon	6 3
									189 H	Elon	2 3
									204 A	James Madison	6 7
									204 A	James Madison	20 5
									204 A	James Madison	4 6
			LAST 15 GAMES						218 A	Abilene Christian	3 4
			58 N	Boston College	2 8	25 H	Bryant	2 19	218 A	Abilene Christian	4 3
			220 H	Central Conn. St.	8 4	173 A	Delaware	14 0	218 A	Abilene Christian	0 1
			220 H	Central Conn. St.	7 6	173 A	Delaware	6 3	218 A	Abilene Christian	3 2
			220 H	Central Conn. St.	2 1				220 H	Central Conn. St.	7 6
			112 H	William & Mary	0 3				220 H	Central Conn. St.	2 1

Non-Div. I Games:

Northeastern

112 H William & Mary	5	8
112 H William & Mary	0	2

RPI	S	Opponent	Score	
220	H	Central Conn. St.	8	4
228	H	Harvard	3	2
231	H	Quinnipiac	12	9
240	N	Cornell	5	7
240	N	Cornell	11	0
240	N	Cornell	6	0
255	H	Buffalo	3	6
255	H	Buffalo	8	4
255	H	Buffalo	1	0
270	H	Massachusetts	2	3

N
o
r
t
h
e
a
s
t
e
r
n

N
o
r
t
h
e
a
s
t
e
r
n

[illegible]

Non-Div. I Games:	Roosevelt	7	6
-------------------	-----------	---	---

Ill.-Chicago

165	A	Milwaukee	3	2
106	H	Valparaiso	2	5

RPI	S	Opponent	Score	
291	A	Chicago St.	3	6
291	H	Chicago St.	5	0

I
l
l
.
-
C
h
i
c
a
g
o

I
l
l
.
-
C
h
i
c
a
g
o

Average RPI Win: 211		WON-LOST RECORD		WINNING PCT. RANK		LAST 15 GAMES		STRENGTH OF SCHEDULE		OPP. STRENGTH OF SCHEDULE		TEAM RPI		ADJ RPI		CONF. RPI		ADJ CONF. RPI	
DIV. I ONLY		23-21-0		.52273 133		7-8-0		229		217		182		.48354 181		16		16	
DIV. I NON-CONF.		14-12-0		.53846 132		1-3-0		288		238		233		.45702 233		20		20	
TOTALS		RPI 1-25		RPI 26-50		W-L RECORDS		RPI 51-100		RPI 101-150		RPI 150+							
23-21-0		0-4-0		0-0-0		OVERALL		0-1-0		2-5-0		21-11-0							
14-6-0		0-0-0		0-0-0		HOME		0-0-0		2-2-0		12-4-0							
6-13-0		0-4-0		0-0-0		AWAY		0-0-0		0-3-0		6-6-0							
3-2-0		0-0-0		0-0-0		NEUTRAL		0-1-0		0-0-0		3-1-0							
14-12-0		0-1-0		0-0-0		NON-CONFERENCE		0-1-0		0-4-0		14-6-0							
7-4-0		0-0-0		0-0-0		HOME		0-0-0		0-1-0		7-3-0							
4-6-0		0-1-0		0-0-		AWAY		0-0-0		0-3-0		4-2-0							
3-2-0		0-0-0		0-0-0		NEUTRAL		0-1-0		0-0-0		3-1-0							
9-9-0		0-3-0		0-0-0		CONFERENCE		0-0-0		2-1-0		7-5-0							
7-2-0		0-0-0		0-0-0		HOME		0-0-0		2-1-0		5-1-0							
2-7-0		0-3-0		0-0-0		AWAY		0-0-0		0-0-0		2-4-0							
0-0-0		0-0-0		0-0-0		NEUTRAL		0-0-0		0-0-0		0-0-0							
RPI S	Opponent	Score		RPI S	Opponent	Score		RPI S	Opponent	Score		RPI S	Opponent	Score					
10 A	Clemson	4	8					51 N	Michigan St.	5	11	119 A	Western Caro.	9	10				
17 A	Coastal Caro.	2	4									132 A	Furman	6	8				
17 A	Coastal Caro.	3	12									132 A	Furman	8	9				
17 A	Coastal Caro.	2	5									132 H	Furman	8	10				
												135 H	Liberty	9	8				
												135 H	Liberty	9	7				
												135 H	Liberty	2	4				
												153 H	Longwood	7	1				
												153 H	Longwood	9	5				
												153 H	Longwood	1	4				
												156 A	Gardner-Webb	1	3				
												156 A	Gardner-Webb	3	0				
												156 A	Gardner-Webb	0	14				
												159 A	Wofford	6	5				
												159 H	Wofford	4	8				
												162 H	Winthrop	9	3				
												162 H	Winthrop	2	1				
												162 H	Winthrop	4	3				
												190 N	Omaha	11	1				
												203 N	Fordham	7	1				
												223 H	Towson	7	5				
												223 H	Towson	11	5				
												223 H	Towson	6	2				
												235 A	USC Upstate	6	5				
												247 A	The Citadel	1	2				
												247 A	The Citadel	2	7				
												247 A	The Citadel	7	6				
LAST 15 GAMES				LAST 15 GAMES				LAST 15 GAMES				LAST 15 GAMES							
	153 H	Longwood	9 5		135 H	Liberty	2 4												
	153 H	Longwood	7 1		286 A	N.C. A&T	10 6												
	153 H	Longwood	1 4		17 A	Coastal Caro.	3 12												
	286 H	N.C. A&T	3 5																
	132 A	Furman	6 8																

Non-Div. I Games:

Presbyterian

135 H Liberty	9	8
135 H Liberty	9	7

RPI	S	Opponent	Score	
267	H	N.C. Central	15	6
268	N	Bowling Green	1	6
268	N	Bowling Green	6	5
272	H	La Salle	10	3
272	H	La Salle	6	0
272	H	La Salle	3	6
284	A	UNC Asheville	13	8
284	A	UNC Asheville	4	7
284	A	UNC Asheville	9	22
286	A	N.C. A&T	10	6
286	H	N.C. A&T	3	5
287	H	Savannah St.	16	1

P
r
e
s
b
y
t
e
r
i
a
n

P
r
e
s
b
y
t
e
r
i
a
n

Average RPI Win:	160	WON-LOST	WINNING	LAST 15	STRENGTH OF	OPP. STRENGTH	TEAM	ADJ	CONF.	ADJ CONF.	
Average RPI Loss:	139	RECORD	PCT. RANK	GAMES	SCHEDULE	OF SCHEDULE	RPI	RPI	RPI	RPI	
DIV. I ONLY	17-24-0	.41463	218	8-7-0	170	161	183	.48317	182	25	25
DIV. I NON-CONF.	7-14-0	.33333	237	1-1-0	77	31	139	.50337	139	23	23
<hr/>											
TOTALS	RPI 1-25	RPI 26-50		W-L RECORDS		RPI 51-100		RPI 101-150		RPI 150+	
17-24-0	0-0-0	3-5-0		OVERALL		4-3-0		1-6-0		9-10-0	
9-5-0	0-0-0	0-0-0		HOME		4-1-0		1-0-0		4-4-0	
8-19-0	0-0-0	3-5-0		AWAY		0-2-0		0-6-0		5-6-0	
0-0-0	0-0-0	0-0-0		NEUTRAL		0-0-0		0-0-0		0-0-0	
7-14-0	0-0-0	3-5-0		NON-CONFERENCE		1-2-0		1-6-0		2-1-0	
3-1-0	0-0-0	0-0-0		HOME		1-0-0		1-0-0		1-1-0	
4-13-0	0-0-0	3-0-		AWAY		0-2-0		0-6-0		1-0-0	
0-0-0	0-0-0	0-0-0		NEUTRAL		0-0-0		0-0-0		0-0-0	
10-10-0	0-0-0	0-0-0		CONFERENCE		3-1-0		0-0-0		7-9-0	
6-4-0	0-0-0	0-0-0		HOME		3-1-0		0-0-0		3-3-0	
4-6-0	0-0-0	0-0-0		AWAY		0-0-0		0-0-0		4-6-0	
0-0-0	0-0-0	0-0-0		NEUTRAL		0-0-0		0-0-0		0-0-0	
RPI	S	Opponent	Score	RPI	S	Opponent	Score	RPI	S	Opponent	Score
				39	A	Long Beach St.	2 7	61	A	UConn	3 4
				39	A	Long Beach St.	3 8	61	A	UConn	0 3
				39	A	Long Beach St.	1 4	61	H	UConn	4 3
				39	A	Long Beach St.	8 6	95	H	Princeton	5 4
				46	A	Jacksonville	9 8	95	H	Princeton	2 6
				46	A	Jacksonville	0 1	95	H	Princeton	8 7
				46	A	Jacksonville	0 2	95	H	Princeton	8 4
				46	A	Jacksonville	5 4				
										108	A San Diego
										108	A San Diego
										114	A Pepperdine
										114	A Pepperdine
										114	A Pepperdine
										114	A Pepperdine
										146	H St. John's (NY)
										203	H Fordham
										207	H Manhattan
										210	A Dartmouth
										210	A Dartmouth
										212	H Yale
										212	H Yale
										228	A Harvard
										228	A Harvard
										234	A Penn
										234	A Penn
										234	H Penn
										234	H Penn
										236	H Brown
										236	H Brown
										240	A Cornell
										240	A Cornell
										240	A Cornell
										240	A Cornell
										245	A Army West Point

Non-Div. I Games:

Columbia

95 H Princeton	8	7
95 H Princeton	5	4

C
o
l
u
m
b
i
a

C
o
l
u
m
b
i
a

Average RPI Win:	130	WON-LOST	WINNING	LAST 15	STRENGTH OF	OPP. STRENGTH	TEAM	ADJ	CONF.	ADJ CONF.	
Average RPI Loss:	112	RECORD	PCT. RANK	GAMES	SCHEDULE	OF SCHEDULE	RPI	RPI	RPI	RPI	
DIV. I ONLY	14-25-0	.35897	240	6-9-0	74	137	185	.48293	183	3	3
DIV. I NON-CONF.	7-11-0	.38889	216	0-1-0	140	282	227	.46119	227	3	3
<hr/>											
TOTALS	RPI 1-25	RPI 26-50		W-L RECORDS		RPI 51-100		RPI 101-150		RPI 150+	
14-25-0	0-0-0	3-5-0		OVERALL		3-9-0		1-2-0		7-9-0	
8-10-0	0-0-0	2-2-0		HOME		1-2-0		1-2-0		4-4-0	
4-14-0	0-0-0	1-3-0		AWAY		2-7-0		0-0-0		1-4-0	
2-1-0	0-0-0	0-0-0		NEUTRAL		0-0-0		0-0-0		2-1-0	
<hr/>											
7-11-0	0-0-0	0-2-0		NON-CONFERENCE		0-0-0		0-0-0		7-9-0	
4-5-0	0-0-0	0-1-0		HOME		0-0-0		0-0-0		4-4-0	
1-5-0	0-0-0	0-0-		AWAY		0-0-0		0-0-0		1-4-0	
2-1-0	0-0-0	0-0-0		NEUTRAL		0-0-0		0-0-0		2-1-0	
<hr/>											
7-14-0	0-0-0	3-3-0		CONFERENCE		3-9-0		1-2-0		0-0-0	
4-5-0	0-0-0	2-1-0		HOME		1-2-0		1-2-0		0-0-0	
3-9-0	0-0-0	1-2-0		AWAY		2-7-0		0-0-0		0-0-0	
0-0-0	0-0-0	0-0-0		NEUTRAL		0-0-0		0-0-0		0-0-0	
<hr/>											
RPI	S	Opponent	Score	RPI	S	Opponent	Score	RPI	S	Opponent	Score
				32	A	Arizona	6 2	59	H	Arizona St.	9 3
				32	A	Arizona	3 7	59	H	Arizona St.	3 18
				32	A	Arizona	0 8	59	H	Arizona St.	1 10
				41	H	Oregon St.	8 3	84	A	Stanford	1 6
				41	H	Oregon St.	7 5	84	A	Stanford	5 2
				41	H	Oregon St.	3 12	84	A	Stanford	0 5
				45	A	Gonzaga	0 8	85	A	UCLA	2 11
				45	H	Gonzaga	4 7	85	A	UCLA	5 6
								85	A	UCLA	2 5
								100	A	Oregon	4 0
								100	A	Oregon	0 8
								100	A	Oregon	7 11
	</										

Non-Div. I Games:

Washington St.

115 H Southern California	2	4
41 H Oregon St.	8	3

W
a
s
h
i
n
g
t
o
n
s
t
.

W
a
s
h
i
n
g
t
o
n
s
t
.

Average RPI Win:		180	WON-LOST RECORD		WINNING PCT. RANK		LAST 15 GAMES		STRENGTH OF SCHEDULE		OPP. STRENGTH OF SCHEDULE		TEAM RPI		ADJ RPI		CONF. RPI		ADJ CONF. RPI					
Average RPI Loss:		117																						
DIV. I ONLY			19-23-0		.45238		191		6-9-0		188		131		186		.48249		184		12		12	
DIV. I NON-CONF.			10-9-0		.52632		136		1-1-0		224		183		173		.48912		173		12		12	
TOTALS		RPI 1-25		RPI 26-50		W-L RECORDS		RPI 51-100		RPI 101-150		RPI 150+												
19-23-0		0-1-0		0-0-0		OVERALL		2-7-0		9-11-0		8-4-0												
11-7-0		0-0-0		0-0-0		HOME		0-3-0		8-3-0		3-1-0												
7-15-0		0-1-0		0-0-0		AWAY		2-4-0		1-8-0		4-2-0												
1-1-0		0-0-0		0-0-0		NEUTRAL		0-0-0		0-0-0		1-1-0												
10-9-0		0-1-0		0-0-0		NON-CONFERENCE		0-0-0		6-7-0		4-1-0												
7-2-0		0-0-0		0-0-0		HOME		0-0-0		6-2-0		1-0-0												
2-6-0		0-1-0		0-0-		AWAY		0-0-0		0-5-0		2-0-0												
1-1-0		0-0-0		0-0-0		NEUTRAL		0-0-0		0-0-0		1-1-0												
9-14-0		0-0-0		0-0-0		CONFERENCE		2-7-0		3-4-0		4-3-0												
4-5-0		0-0-0		0-0-0		HOME		0-3-0		2-1-0		2-1-0												
5-9-0		0-0-0		0-0-0		AWAY		2-4-0		1-3-0		2-2-0												
0-0-0		0-0-0		0-0-0		NEUTRAL		0-0-0		0-0-0		0-0-0												
RPI	S	Opponent		Score		RPI	S	Opponent		Score		RPI	S	Opponent		Score		RPI	S	Opponent		Score		
5	A	Texas A&M		2	3							107	A	UT Arlington		0	10							
								54 A Southeastern La.		2	18			113 A CSUN		1	7							
								54 A Southeastern La.		3	13			113 A CSUN		0	2							
								56 H Lamar		1	3			113 A CSUN		3	6							
								56 H Lamar		0	8			113 A CSUN		2	7							
								56 H Lamar		6	8			126 H Utah		2	1							
								96 A McNeese St.		6	12			126 H Utah		0	2							
								96 A McNeese St.		3	2			126 H Utah		7	3							
								96 A McNeese St.		7	5			126 H Utah		4	1							
														128 A SFA		7	8							
														128 H SFA		3	15							
														128 H SFA		12	1							
														128 H SFA		6	2							
														144 H Binghamton		9	11							
														144 H Binghamton		8	5							
														144 H Binghamton		4	3							
														144 H Binghamton		11	4							
														145 A Central Ark.		7	8							
														145 A Central Ark.		0	11							
														145 A Central Ark.		3	2							
														183 N Washington St.		2	3							
														183 N Washington St.		9	5							
								54 A Southeastern La.		3	13			218 A Abilene Christian		4	1							
								54 A Southeastern La.		2	18			218 A Abilene Christian		3	2							
								54 A Southeastern La.		2	3			218 A Abilene Christian		0	9							
								298 A Prairie View		21	17			229 A A&M-Corpus Christi		4	5							
								56 H Lamar		6	8			264 H Incarnate Word		2	0							

Non-Div. I Games:

Houston Baptist

56	H	Lamar	0	8
56	H	Lamar	1	3

RPI	S	Opponent	Score	
264	H	Incarnate Word	3	1
264	H	Incarnate Word	2	3
279	A	UTRGV	6	2
298	A	Prairie View	21	17
298	H	Prairie View	5	3

Houston Baptist

H
o
u
s
t
o
n
B
a
p
t
i
s
t

H
o
u
s
t
o
n
B
a
p
t
i
s
t

Average RPI Win: 174		WON-LOST	WINNING	LAST 15	STRENGTH OF		OPP. STRENGTH	TEAM	ADJ		CONF.	ADJ CONF.		
Average RPI Loss: 88		RECORD	PCT. RANK	GAMES	SCHEDULE		OF SCHEDULE	RPI	RPI		RPI	RPI		
DIV. I ONLY		17-22-0	.4359	203	6-9-0		93	149	184	.4822	185	8	8	
DIV. I NON-CONF.		10-14-0	.41667	195	0-1-0		169	162	242	.44829	245	9	9	
TOTALS		RPI 1-25	RPI 26-50		W-L RECORDS		RPI 51-100		RPI 101-150		RPI 150+			
17-22-0	0-3-0	0-4-0		OVERALL		2-6-0		7-6-0		8-3-0				
11-15-0	0-0-0	0-4-0		HOME		2-5-0		4-3-0		5-3-0				
4-6-0	0-3-0	0-0-0		AWAY		0-1-0		1-2-0		3-0-0				
2-1-0	0-0-0	0-0-0		NEUTRAL		0-0-0		2-1-0		0-0-0				
10-14-0	0-0-0	0-4-0		NON-CONFERENCE		1-4-0		4-3-0		5-3-0				
8-12-0	0-0-0	0-4-0		HOME		1-3-0		2-2-0		5-3-0				
0-1-0	0-0-0	0-0-		AWAY		0-1-0		0-0-0		0-0-0				
2-1-0	0-0-0	0-0-0		NEUTRAL		0-0-0		2-1-0		0-0-0				
7-8-0	0-3-0	0-0-0		CONFERENCE		1-2-0		3-3-0		3-0-0				
3-3-0	0-0-0	0-0-0		HOME		1-2-0		2-1-0		0-0-0				
4-5-0	0-3-0	0-0-0		AWAY		0-0-0		1-2-0		3-0-0				
0-0-0	0-0-0	0-0-0		NEUTRAL		0-0-0		0-0-0		0-0-0				
RPI	S	Opponent		Score	RPI	S	Opponent		Score	RPI	S	Opponent		Score
9	A	UC Santa Barbara		2 14	27	H	Michigan		0 6	71	H	New Mexico		4 6
9	A	UC Santa Barbara		4 5	27	H	Michigan		3 5	71	H	New Mexico		4 3
9	A	UC Santa Barbara		3 6	27	H	Michigan		4 9	71	H	New Mexico		0 18
					27	H	Michigan		4 5	71	H	New Mexico		1 7
										86	H	Cal Poly		6 3
										86	H	Cal Poly		4 5
										86	H	Cal Poly		2 5
										93	A	Loyola Marymount		2 13

Non-Div. I Games: Hawaii Hilo 11 9 Hawaii Hilo 0 1

Hawaii

113 A CSUN	6	5
113 A CSUN	1	2

H
a
w
a
i
i

H
a
w
a
i
i

Average RPI Win: 210		WON-LOST	WINNING	LAST 15	STRENGTH OF		OPP. STRENGTH	TEAM	ADJ		CONF.	ADJ CONF.					
Average RPI Loss: 119		RECORD	PCT. RANK	GAMES	SCHEDULE		OF SCHEDULE	RPI	RPI		RPI	RPI					
DIV. I ONLY		20-22-0	.47619	171	8-7-0		178	175	180	.48218	186	20	20				
DIV. I NON-CONF.		10-11-0	.47619	160	3-2-0		130	220	168	.49	170	19	19				
TOTALS		RPI 1-25	RPI 26-50		W-L RECORDS		RPI 51-100		RPI 101-150		RPI 150+						
20-22-0		0-4-0	1-3-0		OVERALL		1-5-0		1-2-0		17-8-0						
14-7-0		0-3-0	0-0-0		HOME		0-0-0		1-1-0		13-3-0						
6-15-0		0-1-0	1-3-0		AWAY		1-5-0		0-1-0		4-5-0						
0-0-0		0-0-0	0-0-0		NEUTRAL		0-0-0		0-0-0		0-0-0						
10-11-0		0-4-0	0-1-0		NON-CONFERENCE		0-0-0		1-2-0		9-4-0						
7-5-0		0-3-0	0-0-0		HOME		0-0-0		1-1-0		6-1-0						
3-6-0		0-1-0	0-0-		AWAY		0-0-0		0-1-0		3-3-0						
0-0-0		0-0-0	0-0-0		NEUTRAL		0-0-0		0-0-0		0-0-0						
10-11-0		0-0-0	1-2-0		CONFERENCE		1-5-0		0-0-0		8-4-0						
7-2-0		0-0-0	0-0-0		HOME		0-0-0		0-0-0		7-2-0						
3-9-0		0-0-0	1-2-0		AWAY		1-5-0		0-0-0		1-2-0						
0-0-0		0-0-0	0-0-0		NEUTRAL		0-0-0		0-0-0		0-0-0						
RPI	S	Opponent		Score		RPI	S	Opponent		Score		RPI	S	Opponent		Score	
7	A	Ole Miss		3	8	38	A	Southeast Mo. St.		3	10	62	A	Jacksonville St.		7	22
21	H	Creighton		5	10	38	A	Southeast Mo. St.		4	7	62	A	Jacksonville St.		4	11
21	H	Creighton		2	7	38	A	Southeast Mo. St.		4	3	62	A	Jacksonville St.		6	5
21	H	Creighton		4	9	40	A	Kentucky		1	11	65	A	Austin Peay		4	10
												65	A	Austin Peay		2	6
												65	A	Austin Peay		11	16
														Evansville		1	2
														Southern Ill.		4	5
														Southern Ill.		7	3
														Bethune-Cookman		5	0
														Bethune-Cookman		0	6
														Bethune-Cookman		2	3
														Kansas		8	14
														Kansas		14	9
														Northern Ill.		29	16
														Northern Ill.		15	12
														Northern Ill.		17	4
														Northern Ill.		10	12
														Tennessee Tech		8	7
														Tennessee Tech		8	7
														Tennessee Tech		4	3
														Memphis		10	6
														IPFW		9	4
														SIUE		4	0
														SIUE		6	4
														SIUE		8	9
														Saint Louis		9	1
														UT Martin		6	19
														UT Martin		7	4
														UT Martin		5	6
														Eastern Ill.		31	11
														Eastern Ill.		9	4
														Eastern Ill.		3	9
LAST 15 GAMES																	
38	A	Southeast Mo. St.		4	7	7	A	Ole Miss		3	8	269	A	UT Martin		7	4
38	A	Southeast Mo. St.		4	3	263	A	Saint Louis		9	1	269	A	UT Martin		5	6
38	A	Southeast Mo. St.		3	10	121	H	Evansville		1	2	276	H	Eastern Ill.		31	11
297	H	Alabama A&M		11	3							276	H	Eastern Ill.		9	4
206	H	Tennessee Tech		8	7							276	H	Eastern Ill.		3	9

Non-Div. I Games: Kentucky St.

18 5

Lindenwood (IL)

8

11

Harris-Stowe

13 4

Murray St.

Murray St.

206	H	Tennessee Tech	8	7
206	H	Tennessee Tech	4	3

Through Games Of May 1, 2016

RPI	S	Opponent	Score
297	H	Alabama A&M	11 3

Murray St.

M
u
r
r
a
y
S
t
.

M
u
r
r
a
y
S
t
.

Average RPI Win: 143		WON-LOST	WINNING	LAST 15	STRENGTH OF		OPP. STRENGTH	TEAM	ADJ		CONF.	ADJ CONF.
Average RPI Loss: 89		RECORD	PCT. RANK	GAMES	SCHEDULE		OF SCHEDULE	RPI	RPI		RPI	RPI
DIV. I ONLY		15-30-0	.33333	255	5-10-0		80	32	187		2	2
DIV. I NON-CONF.		10-11-0	.47619	160	1-2-0		277	191	243		1	1
TOTALS		RPI 1-25	RPI 26-50		W-L RECORDS		RPI 51-100		RPI 101-150		RPI 150+	
15-30-0		2-10-0	2-4-0		OVERALL		2-5-0		1-3-0		8-8-0	
9-13-0		1-2-0	2-4-0		HOME		0-3-0		0-2-0		6-2-0	
5-15-0		1-8-0	0-0-0		AWAY		2-2-0		1-1-0		1-4-0	
1-2-0		0-0-0	0-0-0		NEUTRAL		0-0-0		0-0-0		1-2-0	
10-11-0		0-0-0	0-0-0		NON-CONFERENCE		1-0-0		1-3-0		8-8-0	
6-4-0		0-0-0	0-0-0		HOME		0-0-0		0-2-0		6-2-0	
3-5-0		0-0-0	0-0-		AWAY		1-0-0		1-1-0		1-4-0	
1-2-0		0-0-0	0-0-0		NEUTRAL		0-0-0		0-0-0		1-2-0	
5-19-0		2-10-0	2-4-0		CONFERENCE		1-5-0		0-0-0		0-0-0	
3-9-0		1-2-0	2-4-0		HOME		0-3-0		0-0-0		0-0-0	
2-10-0		1-8-0	0-0-0		AWAY		1-2-0		0-0-0		0-0-0	
0-0-0		0-0-0	0-0-0		NEUTRAL		0-0-0		0-0-0		0-0-0	
RPI S	Opponent	Score	RPI S	Opponent	Score	RPI S	Opponent	Score	RPI S	Opponent	Score	
2 A	Louisville	3 9	43 H	Duke	9 19	58 A	Boston College	0 2	112 H	William & Mary	8 12	
2 A	Louisville	4 8	43 H	Duke	3 2	58 A	Boston College	5 0	119 A	Western Caro.	10 14	
2 A	Louisville	0 13	43 H	Duke	1 3	58 A	Boston College	1 4	135 A	Liberty	11 10	
4 H	Miami (FL)	14 3	44 H	Pittsburgh	5 6	67 A	Old Dominion	22 1	135 H	Liberty	7 22	
4 H	Miami (FL)	2 7	44 H	Pittsburgh	5 4	68 H	Notre Dame	2 6	166 H	Campbell	11 8	
4 H	Miami (FL)	6 11	44 H	Pittsburgh	3 8	68 H	Notre Dame	4 16	166 H	Campbell	1 7	
14 A	North Carolina	0 6				68 H	Notre Dame	2 5	173 N	Delaware	6 7	
14 A	North Carolina	1 4							198 A	Radford	8 12	
14 A	North Carolina	4 3							198 H	Radford	4 3	
18 A	Georgia Tech	3 8							198 N	Radford	1 5	
18 A	Georgia Tech	4 14							207 N	Manhattan	12 7	
18 A	Georgia Tech	8 16							231 H	Quinnipiac	2 4	
									231 H	Quinnipiac	13 4	
									231 H	Quinnipiac	5 2	
									231 H	Quinnipiac	4 3	
									247 A	The Citadel	12 0	
									247 A	The Citadel	4 5	
									247 A	The Citadel	2 4	
									254 A	VMI	3 5	
									266 H	ETSU	11 0	
LAST 15 GAMES												
	58 A	Boston College	1 4		119 A	Western Caro.	10 14					
	58 A	Boston College	0 2		44 H	Pittsburgh	3 8					
	58 A	Boston College	5 0		44 H	Pittsburgh	5 6					
	135 A	Liberty	11 10									
	43 H	Duke	1 3									

Non-Div. I Games:

Virginia Tech

43	H Duke	9	19
43	H Duke	3	2

V
i
r
g
i
n
i
a
T
e
c
h

V
i
r
g
i
n
i
a
T
e
c
h

C
a
n
i
s
i
u
s

Canisius

285	H	Iona	10	0
285	H	Iona	7	6

RPI	S	Opponent	Score	
242	A	Youngstown St.	4	2
242	A	Youngstown St.	10	2
255	A	Buffalo	3	1
255	H	Buffalo	9	5
255	H	Buffalo	4	5
272	A	La Salle	3	4
285	H	Iona	7	6
285	H	Iona	10	0
285	H	Iona	10	0
292	H	Saint Peter's	11	7
292	H	Saint Peter's	9	0
292	H	Saint Peter's	8	7

Canisius

C
a
n
i
s
i
u
s

C
a
n
i
s
i
u
s

Average RPI Win: 196		WON-LOST RECORD	WINNING PCT. RANK	LAST 15 GAMES	STRENGTH OF SCHEDULE	OPP. STRENGTH OF SCHEDULE	TEAM RPI	ADJ RPI		CONF. RPI	ADJ CONF. RPI			
Average RPI Loss: 101														
DIV. I ONLY		22-23-0	.48889	155	12-3-0	141	136	189	.48052	189	14	14		
DIV. I NON-CONF.		10-15-0	.4	206	2-2-0	141	155	232	.45734	232	15	15		
<hr/>														
TOTALS		RPI 1-25		RPI 26-50		W-L RECORDS		RPI 51-100		RPI 101-150		RPI 150+		
22-23-0		0-2-0		1-4-0		OVERALL		2-9-0		2-2-0		17-6-0		
17-15-0		0-1-0		0-2-0		HOME		2-7-0		2-2-0		13-3-0		
5-8-0		0-1-0		1-2-0		AWAY		0-2-0		0-0-0		4-3-0		
0-0-0		0-0-0		0-0-0		NEUTRAL		0-0-0		0-0-0		0-0-0		
10-15-0		0-2-0		1-2-0		NON-CONFERENCE		1-7-0		1-0-0		7-4-0		
9-11-0		0-1-0		0-2-0		HOME		1-5-0		1-0-0		7-3-0		
1-4-0		0-1-0		1-0-		AWAY		0-2-0		0-0-0		0-1-0		
0-0-0		0-0-0		0-0-0		NEUTRAL		0-0-0		0-0-0		0-0-0		
12-8-0		0-0-0		0-2-0		CONFERENCE		1-2-0		1-2-0		10-2-0		
8-4-0		0-0-0		0-0-0		HOME		1-2-0		1-2-0		6-0-0		
4-4-0		0-0-0		0-2-0		AWAY		0-0-0		0-0-0		4-2-0		
0-0-0		0-0-0		0-0-0		NEUTRAL		0-0-0		0-0-0		0-0-0		
RPI	S	Opponent	Score		RPI	S	Opponent	Score		RPI	S	Opponent	Score	
8	H	North Carolina St.	3	23	26	A	UNCW	3	12	52	A	UNCG	3	7
14	A	North Carolina	6	11	26	A	UNCW	4	10	52	H	UNCG	14	8
					31	H	Wake Forest	3	4	63	A	High Point	16	17
					35	A	East Carolina	8	7	63	H	High Point	2	8
					35	H	East Carolina	5	7	69	H	Wright St.	2	10
										69	H	Wright St.	11	13
										69	H	Wright St.	7	9
										69	H	Wright St.	2	11
										74	H	Col. of Charleston	9	6
										74	H	Col. of Charleston	2	6
										74	H	Col. of Charleston	6	11
									</					

Non-Div. I Games:

Elon

214 H Hofstra	7	2
214 H Hofstra	14	8

E
l
o
n

E
l
o
n

O
m
a
h
a

Omaha

224	H	South Dakota St.	3	15
224	H	South Dakota St.	4	1

RPI	S	Opponent	Score	
232	A	IPFW	3	2
232	H	IPFW	9	5
232	H	IPFW	14	7
232	H	IPFW	7	0
248	H	Western Ill.	2	3
248	H	Western Ill.	6	1
248	H	Western Ill.	2	10
259	N	NJIT	9	3
263	N	Saint Louis	16	2
268	N	Bowling Green	10	1

[illegible]

Non-Div. I Games:

Grand Canyon

281	A	North Dakota	14	2
281	A	North Dakota	8	2

RPI	S	Opponent	Score	
291	H	Chicago St.	7	2

Grand Canyon

G
r
a
n
d
C
a
n
y
o
n

G
r
a
n
d
C
a
n
y
o
n

Average RPI Win: 223		WON-LOST	WINNING	LAST 15	STRENGTH OF	OPP. STRENGTH	TEAM	ADJ	CONF.	ADJ CONF.							
Average RPI Loss: 127		RECORD	PCT. RANK	GAMES	SCHEDULE	OF SCHEDULE	RPI	RPI	RPI	RPI							
DIV. I ONLY		23-22-0	.51111	143	12-3-0	205	211	192	.47929	192	31	31					
DIV. I NON-CONF.		8-16-0	.33333	237	1-2-0	99	66	220	.46483	219	32	32					
<hr/>																	
TOTALS		RPI 1-25		RPI 26-50		W-L RECORDS		RPI 51-100		RPI 101-150		RPI 150+					
23-22-0		0-1-0		0-1-0		OVERALL		2-7-0		3-7-0		18-6-0					
17-9-0		0-0-0		0-1-0		HOME		2-3-0		3-2-0		12-3-0					
6-12-0		0-1-0		0-0-0		AWAY		0-4-0		0-5-0		6-2-0					
0-1-0		0-0-0		0-0-0		NEUTRAL		0-0-0		0-0-0		0-1-0					
8-16-0		0-1-0		0-1-0		NON-CONFERENCE		2-7-0		1-3-0		5-4-0					
7-7-0		0-0-0		0-1-0		HOME		2-3-0		1-1-0		4-2-0					
1-8-0		0-1-0		0-0-		AWAY		0-4-0		0-2-0		1-1-0					
0-1-0		0-0-0		0-0-0		NEUTRAL		0-0-0		0-0-0		0-1-0					
15-6-0		0-0-0		0-0-0		CONFERENCE		0-0-0		2-4-0		13-2-0					
10-2-0		0-0-0		0-0-0		HOME		0-0-0		2-1-0		8-1-0					
5-4-0		0-0-0		0-0-0		AWAY		0-0-0		0-3-0		5-1-0					
0-0-0		0-0-0		0-0-0		NEUTRAL		0-0-0		0-0-0		0-0-0					
RPI	S	Opponent		Score		RPI	S	Opponent		Score		RPI	S	Opponent		Score	
4	A	Miami (FL)		4	5	46	H	Jacksonville		3	4	55	A	North Florida		6	12
												55	H	North Florida		4	1
												55	H	North Florida		1	13
												97	A	Ohio St.		5	13
												97	A	Ohio St.		2	6
												97	A	Ohio St.		2	11
												99	H	FGCU		6	9
												99	H	FGCU		5	15
												99	H	FGCU		1	0
												101	A	FIU		3	4
												101	H	FIU		8	21
												123	A	UCF		7	12
												123	H	UCF		17	3
												149	A	Florida A&M		3	5
												149	A	Florida A&M		1	2
												149	A	Florida A&M		3	15
												149	H	Florida A&M		3	6
												149	H	Florida A&M		7	5
												149	H	Florida A&M		6	5
												159	A	Stetson		6	2
												159	H	Stetson		2	11
												165	N	Milwaukee		0	11
												168	A	South Fla.		2	6
												168	H	South Fla.		10	3
												186	H	Murray St.		3	2
												186	H	Murray St.		0	5
												186	H	Murray St.		6	0
												231	H	Quinnipiac		8	3
												267	A	N.C. Central		3	4
												267	A	N.C. Central		11	3
												267	A	N.C. Central		13	4
												267	H	N.C. Central		5	4
												267	H	N.C. Central		2	1
												267	H	N.C. Central		3	2
												286	A	N.C. A&T		6	0
												286	A	N.C. A&T		23	2
LAST 15 GAMES												168	A	South Fla.		2	6
												149	H	Florida A&M		7	5
												149	H	Florida A&M		3	6
												159	A	Stetson		6	2
												267	H	N.C. Central		5	4

Non-Div. I Games:

Bethune-Cookman

267 H N.C. Central	3	2
267 H N.C. Central	2	1

RPI	S	Opponent	Score	
286	A	N.C. A&T	7	6
286	H	N.C. A&T	4	2
286	H	N.C. A&T	10	14
286	H	N.C. A&T	9	7
287	H	Savannah St.	12	7
287	H	Savannah St.	3	0
287	H	Savannah St.	7	6

Bethune-Cookman

B
e
t
h
u
n
e
-
C
o
o
k
m
a
n

B
e
t
h
u
n
e
-
C
o
o
k
m
a
n

Average RPI Win: 171		WON-LOST RECORD		WINNING PCT. RANK		LAST 15 GAMES		STRENGTH OF SCHEDULE		OPP. STRENGTH OF SCHEDULE		TEAM RPI		ADJ RPI		CONF. RPI		ADJ CONF. RPI	
DIV. I ONLY		16-24-1		.40244 223		6-8-1		117		87		193		.47912 193		5		5	
DIV. I NON-CONF.		11-15-1		.42593 190		3-3-1		134		127		194		.47895 194		5		5	
TOTALS		RPI 1-25		RPI 26-50		W-L RECORDS		RPI 51-100		RPI 101-150		RPI 150+							
16-24-1		1-2-0		0-5-0		OVERALL		2-7-0		5-9-0		8-1-1							
12-9-1		1-2-0		0-3-0		HOME		1-0-0		2-3-0		8-1-1							
3-11-0		0-0-0		0-0-0		AWAY		1-6-0		2-5-0		0-0-0							
1-4-0		0-0-0		0-2-0		NEUTRAL		0-1-0		1-1-0		0-0-0							
11-15-1		0-0-0		0-5-0		NON-CONFERENCE		2-7-0		1-2-0		8-1-1							
9-4-1		0-0-0		0-3-0		HOME		1-0-0		0-0-0		8-1-1							
1-7-0		0-0-0		0-0-		AWAY		1-6-0		0-1-0		0-0-0							
1-4-0		0-0-0		0-2-0		NEUTRAL		0-1-0		1-1-0		0-0-0							
5-9-0		1-2-0		0-0-0		CONFERENCE		0-0-0		4-7-0		0-0-0							
3-5-0		1-2-0		0-0-0		HOME		0-0-0		2-3-0		0-0-0							
2-4-0		0-0-0		0-0-0		AWAY		0-0-0		2-4-0		0-0-0							
0-0-0		0-0-0		0-0-0		NEUTRAL		0-0-0		0-0-0		0-0-0							
RPI	S	Opponent		Score		RPI	S	Opponent		Score		RPI	S	Opponent		Score			
23	H	TCU		4 3		36	H	BYU		10 11		70	N	Nebraska		1 3			
23	H	TCU		6 14		36	H	BYU		2 8		81	A	Samford		9 5			
23	H	TCU		0 8		36	H	BYU		6 7		81	A	Samford		2 3			
						41	N	Oregon St.		1 3		81	A	Samford		9 13			
						41	N	Oregon St.		3 9		84	A	Stanford		0 2			
												84	A	Stanford		4 10			
												84	A	Stanford		2 6			
												98	A	Missouri St.		11 18			
												98	H	Missouri St.		2 1			

Non-Div. I Games:

Baker

6 1

Baker

19 2

Benedictine (KS)

19 7

Kansas

81	A	Samford	9	5
81	A	Samford	9	13

K
a
n
s
a
s

K
a
n
s
a
s

Average RPI Win: 176		WON-LOST RECORD		WINNING PCT. RANK		LAST 15 GAMES		STRENGTH OF SCHEDULE		OPP. STRENGTH OF SCHEDULE		TEAM RPI		ADJ RPI		CONF. RPI		ADJ CONF. RPI	
DIV. I ONLY		20-23-0		.46512 179		9-6-0		135		115		194		.47873 194		17		17	
DIV. I NON-CONF.		10-21-0		.32258 245		1-4-0		174		42		254		.44458 254		17		17	
TOTALS		RPI 1-25		RPI 26-50		W-L RECORDS		RPI 51-100		RPI 101-150		RPI 150+							
20-23-0		0-2-0		1-1-0		OVERALL		4-7-0		2-4-0		13-9-0							
15-15-0		0-1-0		0-1-0		HOME		4-5-0		1-1-0		10-7-0							
5-8-0		0-1-0		1-0-0		AWAY		0-2-0		1-3-0		3-2-0							
0-0-0		0-0-0		0-0-0		NEUTRAL		0-0-0		0-0-0		0-0-0							
10-21-0		0-2-0		1-1-0		NON-CONFERENCE		2-6-0		2-4-0		5-8-0							
8-13-0		0-1-0		0-1-0		HOME		2-4-0		1-1-0		5-6-0							
2-8-0		0-1-0		1-0-		AWAY		0-2-0		1-3-0		0-2-0							
0-0-0		0-0-0		0-0-0		NEUTRAL		0-0-0		0-0-0		0-0-0							
10-2-0		0-0-0		0-0-0		CONFERENCE		2-1-0		0-0-0		8-1-0							
7-2-0		0-0-0		0-0-0		HOME		2-1-0		0-0-0		5-1-0							
3-0-0		0-0-0		0-0-0		AWAY		0-0-0		0-0-0		3-0-0							
0-0-0		0-0-0		0-0-0		NEUTRAL		0-0-0		0-0-0		0-0-0							
RPI S	Opponent		Score		RPI S	Opponent		Score		RPI S	Opponent		Score		RPI S	Opponent		Score	
18 A	Georgia Tech		2	4	28 A	Georgia		4	2	55 H	North Florida		2	9	110 H	Auburn		6	5
18 H	Georgia Tech		2	13	28 H	Georgia		2	4	55 H	North Florida		10	4	117 A	UAB		10	6
										55 H	North Florida		2	1	117 A	UAB		1	2
										62 A	Jacksonville St.		2	10	117 A	UAB		3	4
										62 H	Jacksonville St.		3	2	127 A	Ga. Southern		9	10
										62 H	Jacksonville St.		5	10	127 H	Ga. Southern		1	4
										62 H	Jacksonville St.		11	9	155 H	Charlotte		8	12
										83 H	VCU		11	15	158 H	Middle Tenn.		7	0
										92 A	Mercer		5	11	158 H	Middle Tenn.		3	9
										92 H	Mercer		7	10	158 H	Middle Tenn.		6	8
										92 H	Mercer		6	9	206 A	Tennessee Tech		9	24
															206 H	Tennessee Tech		5	6
															215 H	Ohio		8	7
															219 A	Georgia St.		3	4
															221 H	Lipscomb		10	1
															221 H	Lipscomb		9	11
															221 H	Lipscomb		4	0
															223 H	Towson		5	6
															223 H	Towson		11	8
															223 H	Towson		6	7
															235 A	USC Upstate		6	5
															235 A	USC Upstate		8	6
															235 A	USC Upstate		14	9
															251 H	Western Mich.		7	4
															259 H	NJIT		5	3
															259 H	NJIT		8	2
															259 H	NJIT		5	3
				LAST 15 GAMES															
				219 A	Georgia St.		3	4	235 A	USC Upstate		8	6	235 A	USC Upstate		14	9	
				127 H	Ga. Southern		1	4	235 A	USC Upstate		6	5	251 H	Western Mich.		7	4	
				221 H	Lipscomb		9	11	110 H	Auburn		6	5	259 H	NJIT		5	3	
				221 H	Lipscomb		4	0						259 H	NJIT		8	2	
				221 H	Lipscomb		10	1						259 H	NJIT		5	3	

Non-Div. I Games:

Kennesaw St.

Kennesaw St.

62	A	Jacksonville St.	2	10
235	A	USC Upstate	14	9

Through Games Of May 1, 2016

RPI	S	Opponent	Score	
260	H	Purdue	5	2

Kennesaw St.

K
e
n
n
e
s
a
w
S
t
.

K
e
n
n
e
s
a
w
S
t
.

Average RPI Win: 229		WON-LOST RECORD		WINNING PCT. RANK		LAST 15 GAMES		STRENGTH OF SCHEDULE		OPP. STRENGTH OF SCHEDULE		TEAM RPI		ADJ RPI		CONF. RPI		ADJ CONF. RPI		
DIV. I ONLY		16-22-0		.42105 213		8-7-0		200		263		195		.47633 195		21		21		
DIV. I NON-CONF.		11-13-0		.45833 168		4-2-0		267		275		208		.4701 208		22		22		
TOTALS		RPI 1-25		RPI 26-50		W-L RECORDS		RPI 51-100		RPI 101-150		RPI 150+								
16-22-0		0-3-0		0-0-0		OVERALL		2-6-0		0-4-0		14-9-0								
6-5-0		0-0-0		0-0-0		HOME		0-2-0		0-1-0		6-2-0								
10-17-0		0-3-0		0-0-0		AWAY		2-4-0		0-3-0		8-7-0								
0-0-0		0-0-0		0-0-0		NEUTRAL		0-0-0		0-0-0		0-0-0								
11-13-0		0-3-0		0-0-0		NON-CONFERENCE		1-2-0		0-1-0		10-7-0								
4-2-0		0-0-0		0-0-0		HOME		0-0-0		0-1-0		4-1-0								
7-11-0		0-3-0		0-0-		AWAY		1-2-0		0-0-0		6-6-0								
0-0-0		0-0-0		0-0-0		NEUTRAL		0-0-0		0-0-0		0-0-0								
5-9-0		0-0-0		0-0-0		CONFERENCE		1-4-0		0-3-0		4-2-0								
2-3-0		0-0-0		0-0-0		HOME		0-2-0		0-0-0		2-1-0								
3-6-0		0-0-0		0-0-0		AWAY		1-2-0		0-3-0		2-1-0								
0-0-0		0-0-0		0-0-0		NEUTRAL		0-0-0		0-0-0		0-0-0								
RPI	S	Opponent		Score		RPI	S	Opponent		Score		RPI	S	Opponent		Score				
3	A	South Carolina		1	10					60	A	Hartford	6	7	144	A	Binghamton	6	8	
3	A	South Carolina		1	8					60	A	Hartford	3	6	144	A	Binghamton	4	7	
3	A	South Carolina		2	6					60	A	Hartford	9	5	144	A	Binghamton	4	9	
										60	H	Hartford	1	6	146	H	St. John's (NY)	3	20	
										60	H	Hartford	0	11	196	A	Fairfield	4	5	
										90	A	Western Ky.	7	4	202	H	UMBC	10	4	
										90	A	Western Ky.	2	12	202	H	UMBC	6	1	
										90	A	Western Ky.	3	5	202	H	UMBC	1	5	
															203	H	Fordham	3	9	
															213	A	UMass Lowell	1	6	
															213	A	UMass Lowell	4	2	
															213	A	UMass Lowell	5	2	
															220	A	Central Conn. St.	6	1	
															228	A	Harvard	2	3	
															228	A	Harvard	3	0	
															231	H	Quinnipiac	24	14	
															237	A	Marist	0	2	
															275	A	NYIT	5	2	
															275	A	NYIT	0	3	
															275	A	NYIT	0	4	
															275	A	NYIT	7	2	
															286	A	N.C. A&T	14	3	
															286	A	N.C. A&T	4	13	
															286	A	N.C. A&T	9	2	
															292	H	Saint Peter's	17	5	
															292	H	Saint Peter's	5	2	
															292	H	Saint Peter's	5	0	
				LAST 15 GAMES																
				60	H	Hartford	1	6	292	H	Saint Peter's	17	5	286	A	N.C. A&T	4	13		
				60	H	Hartford	0	11	292	H	Saint Peter's	5	0	286	A	N.C. A&T	9	2		
				213	A	UMass Lowell	4	2	146	H	St. John's (NY)	3	20	292	H	Saint Peter's	17	5		
				213	A	UMass Lowell	1	6						292	H	Saint Peter's	5	2		
				213	A	UMass Lowell	5	2						292	H	Saint Peter's	5	0		

Non-Div. I Games:

Albany (NY)

231	H	Quinnipiac	24	14
292	H	Saint Peter's	5	2

A
l
b
a
n
y
(
N
Y
)

A
l
b
a
n
y
(
N
Y
)

Average RPI Win:		238	WON-LOST RECORD		WINNING PCT. RANK		LAST 15 GAMES		STRENGTH OF SCHEDULE		OPP. STRENGTH OF SCHEDULE		TEAM RPI		ADJ RPI		CONF. RPI		ADJ CONF. RPI				
DIV. I ONLY			22-20-0		.52381 131		11-4-0		282		180		196		.47621 196		29		29				
DIV. I NON-CONF.			11-16-0		.40741 204		3-2-0		194		140		186		.48238 186		25		25				
TOTALS		RPI 1-25		RPI 26-50		W-L RECORDS		RPI 51-100		RPI 101-150		RPI 150+											
22-20-0		0-5-0		0-0-0		OVERALL		0-2-0		1-2-0		21-11-0											
9-4-0		0-0-0		0-0-0		HOME		0-1-0		1-0-0		8-3-0											
10-16-0		0-5-0		0-0-0		AWAY		0-1-0		0-2-0		10-8-0											
3-0-0		0-0-0		0-0-0		NEUTRAL		0-0-0		0-0-0		3-0-0											
11-16-0		0-5-0		0-0-0		NON-CONFERENCE		0-2-0		1-2-0		10-7-0											
5-2-0		0-0-0		0-0-0		HOME		0-1-0		1-0-0		4-1-0											
3-14-0		0-5-0		0-0-		AWAY		0-1-0		0-2-0		3-6-0											
3-0-0		0-0-0		0-0-0		NEUTRAL		0-0-0		0-0-0		3-0-0											
11-4-0		0-0-0		0-0-0		CONFERENCE		0-0-0		0-0-0		11-4-0											
4-2-0		0-0-0		0-0-0		HOME		0-0-0		0-0-0		4-2-0											
7-2-0		0-0-0		0-0-0		AWAY		0-0-0		0-0-0		7-2-0											
0-0-0		0-0-0		0-0-0		NEUTRAL		0-0-0		0-0-0		0-0-0											
RPI	S	Opponent		Score		RPI	S	Opponent		Score		RPI	S	Opponent		Score							
8	A	North Carolina St.		2	4							117	A	Sacred Heart		8	9						
8	A	North Carolina St.		0	4							117	H	Sacred Heart		5	4						
14	A	North Carolina		2	10							146	A	St. John's (NY)		7	11						
14	A	North Carolina		3	4							155	A	Charlotte		2	6						
14	A	North Carolina		0	11							155	A	Charlotte		3	2						
												155	A	Charlotte		7	8						
												172	H	Stony Brook		14	9						
												173	A	Delaware		6	22						
												173	A	Delaware		3	4						
												173	A	Delaware		6	11						
												195	H	Albany (NY)		5	4						
												203	A	Fordham		8	5						
												207	A	Manhattan		7	4						
												207	A	Manhattan		0	5						
												207	A	Manhattan		1	2						
												212	A	Yale		2	1						
												212	A	Yale		1	2						
												214	H	Hofstra		5	4						
												226	H	Niagara		9	3						
												226	H	Niagara		4	2						
												226	H	Niagara		3	2						
												228	H	Harvard		1	7						
												228	H	Harvard		8	6						
												241	H	Rider		3	6						
												241	H	Rider		13	1						
												241	H	Rider		6	7						
												285	A	Iona		2	1						
LAST 15 GAMES																							
207 A Manhattan						0	5	292 A Saint Peter's						12	2	228 H Harvard						8	6
207 A Manhattan						7	4	117 A Sacred Heart						8	9	241 H Rider						3	6
207 A Manhattan						1	2	203 A Fordham						8	5	241 H Rider						13	1
172 H Stony Brook						14	9									241 H Rider						6	7
117 H Sacred Heart						5	4									285 A Iona						2	1

Non-Div. I Games:

Fairfield

292	A	Saint Peter's	8	3
292	A	Saint Peter's	11	3

RPI	S	Opponent	Score	
285	A	Iona	7	1
285	A	Iona	8	7
292	A	Saint Peter's	12	2
292	A	Saint Peter's	11	3
292	A	Saint Peter's	8	3
293	N	Delaware St.	8	2
293	N	Delaware St.	14	1
293	N	Delaware St.	17	3

Fairfield

F
a
i
r
f
i
e
l
d

F
a
i
r
f
i
e
l
d

Average RPI Win:	160	WON-LOST	WINNING	LAST 15	STRENGTH OF	OPP. STRENGTH	TEAM	ADJ	CONF.	ADJ CONF.		
Average RPI Loss:	116	RECORD	PCT. RANK	GAMES	SCHEDULE	OF SCHEDULE	RPI	RPI	RPI	RPI		
DIV. I ONLY		15-27-0	.35714	241	2-12-0	90	178	197	.4761	197	9	9
DIV. I NON-CONF.		13-11-0	.54167	129	1-1-0	94	255	126	.51613	126	8	8
<hr/>												
TOTALS	RPI 1-25	RPI 26-50		W-L RECORDS		RPI 51-100		RPI 101-150		RPI 150+		
15-27-0	0-0-0	0-7-0		OVERALL		1-3-0		6-10-0		8-7-0		
7-15-0	0-0-0	0-4-0		HOME		0-0-0		4-7-0		3-4-0		
7-12-0	0-0-0	0-3-0		AWAY		1-3-0		1-3-0		5-3-0		
1-0-0	0-0-0	0-0-0		NEUTRAL		0-0-0		1-0-0		0-0-0		
13-11-0	0-0-0	0-1-0		NON-CONFERENCE		0-1-0		5-5-0		8-4-0		
7-6-0	0-0-0	0-1-0		HOME		0-0-0		4-4-0		3-1-0		
5-5-0	0-0-0	0-0-		AWAY		0-1-0		0-1-0		5-3-0		
1-0-0	0-0-0	0-0-0		NEUTRAL		0-0-0		1-0-0		0-0-0		
2-16-0	0-0-0	0-6-0		CONFERENCE		1-2-0		1-5-0		0-3-0		
0-9-0	0-0-0	0-3-0		HOME		0-0-0		0-3-0		0-3-0		
2-7-0	0-0-0	0-3-0		AWAY		1-2-0		1-2-0		0-0-0		
0-0-0	0-0-0	0-0-0		NEUTRAL		0-0-0		0-0-0		0-0-0		
RPI	S	Opponent	Score	RPI	S	Opponent	Score	RPI	S	Opponent	Score	
				36	H	BYU	3 5	93	A	Loyola Marymount	3 1	
				36	H	BYU	1 4	93	A	Loyola Marymount	1 8	
				36	H	BYU	2 8	93	A	Loyola Marymount	0 3	
				41	H	Oregon St.	6 13	100	A	Oregon	1 10	
				45	A	Gonzaga	5 14					
				45	A	Gonzaga	0 3					
				45	A	Gonzaga	1 18					
				LAST 15 GAMES								
				108	H	San Diego	3 7	222	H	Pacific	2 3	
				108	H	San Diego	1 9	222	H	Pacific	6 10	
				108	H	San Diego	5 9	222	H	Pacific	0 3	
				114	A	Pepperdine	4 5	222	H	Pacific	6 10	
				114	A	Pepperdine	3 2	222	H	Pacific	0 3	

Non-Div. I Games:

Portland

114	A	Pepperdine	0	4
103	N	Seattle	4	3

RPI	S	Opponent	Score	
252	A	UC Davis	9	6
252	A	UC Davis	12	0
252	A	UC Davis	3	4
252	A	UC Davis	7	4

P
o
r
t
l
a
n
d

P
o
r
t
l
a
n
d

Average RPI Win: 181		WON-LOST	WINNING	LAST 15	STRENGTH OF		OPP. STRENGTH	TEAM	ADJ		CONF.	ADJ CONF.
Average RPI Loss: 123		RECORD	PCT. RANK	GAMES	SCHEDULE		OF SCHEDULE	RPI	RPI		RPI	RPI
DIV. I ONLY		14-30-0	.31818	268	6-9-0		49	201	198		16	16
DIV. I NON-CONF.		8-21-0	.27586	263	3-3-0		84	229	231		20	20
TOTALS		RPI 1-25	RPI 26-50		W-L RECORDS		RPI 51-100		RPI 101-150		RPI 150+	
14-30-0		0-6-0	0-0-0		OVERALL		1-8-0		1-4-0		12-12-0	
8-13-0		0-3-0	0-0-0		HOME		1-5-0		0-0-0		7-5-0	
5-16-0		0-3-0	0-0-0		AWAY		0-3-0		1-4-0		4-6-0	
1-1-0		0-0-0	0-0-0		NEUTRAL		0-0-0		0-0-0		1-1-0	
8-21-0		0-3-0	0-0-0		NON-CONFERENCE		1-8-0		1-4-0		6-6-0	
4-8-0		0-0-0	0-0-0		HOME		1-5-0		0-0-0		3-3-0	
3-12-0		0-3-0	0-0-		AWAY		0-3-0		1-4-0		2-2-0	
1-1-0		0-0-0	0-0-0		NEUTRAL		0-0-0		0-0-0		1-1-0	
6-9-0		0-3-0	0-0-0		CONFERENCE		0-0-0		0-0-0		6-6-0	
4-5-0		0-3-0	0-0-0		HOME		0-0-0		0-0-0		4-2-0	
2-4-0		0-0-0	0-0-0		AWAY		0-0-0		0-0-0		2-4-0	
0-0-0		0-0-0	0-0-0		NEUTRAL		0-0-0		0-0-0		0-0-0	
RPI S	Opponent	Score	RPI S	Opponent	Score	RPI S	Opponent	Score	RPI S	Opponent	Score	
12 A	Vanderbilt	0 12				60 H	Hartford	1 3	116 A	West Virginia	2 6	
12 A	Vanderbilt	4 13				60 H	Hartford	4 2	127 A	Ga. Southern	3 6	
16 A	Virginia	3 11				60 H	Hartford	0 12	127 A	Ga. Southern	2 1	
17 H	Coastal Caro.	2 7				76 H	Kent St.	0 6	127 A	Ga. Southern	2 3	
17 H	Coastal Caro.	4 7				76 H	Kent St.	3 8	127 A	Ga. Southern	2 10	
17 H	Coastal Caro.	6 13				76 H	Kent St.	6 7	153 A	Longwood	6 5	
						92 A	Mercer	2 9	153 A	Longwood	4 5	
						92 A	Mercer	7 8	153 A	Longwood	2 3	
						92 A	Mercer	7 10	156 H	Gardner-Webb	4 10	
									156 H	Gardner-Webb	6 4	
									156 H	Gardner-Webb	1 0	
									162 A	Winthrop	1 3	
									162 A	Winthrop	15 8	
									162 A	Winthrop	2 3	
									166 H	Campbell	6 4	
									166 H	Campbell	1 5	
									166 H	Campbell	2 1	
									187 A	Virginia Tech	3 4	
									187 H	Virginia Tech	12 8	
									187 N	Virginia Tech	5 1	
									235 A	USC Upstate	13 2	
									235 A	USC Upstate	7 5	
						16 A	Virginia	3 11	254 H	VMI	7 8	
						162 A	Winthrop	1 3	265 N	Lafayette	4 9	
						162 A	Winthrop	15 8	266 A	ETSU	5 6	
									266 H	ETSU	6 5	
									274 H	George Mason	8 7	
		LAST 15 GAMES										
						156 H	Gardner-Webb	6 4				
						156 H	Gardner-Webb	4 10				
						156 H	Gardner-Webb	1 0				
						266 H	ETSU	6 5				
						274 H	George Mason	8 7				

Non-Div. I Games:

Radford

274	H	George Mason	3	9
274	H	George Mason	0	2

RPI	S	Opponent	Score	
274	H	George Mason	0	2
274	H	George Mason	3	9

Radford

R
a
d
f
o
r
d

R
a
d
f
o
r
d

Average RPI Win:	174	WON-LOST	WINNING	LAST 15	STRENGTH OF	OPP. STRENGTH	TEAM	ADJ	CONF.	ADJ CONF.				
Average RPI Loss:	108	RECORD	PCT. RANK	GAMES	SCHEDULE	OF SCHEDULE	RPI	RPI	RPI	RPI				
DIV. I ONLY		20-24-0	.45455	186	8-7-0	182	120	199	.47519	199	12	12		
DIV. I NON-CONF.		10-11-0	.47619	160	1-3-0	176	137	187	.48137	187	12	12		
<hr/>														
TOTALS	RPI 1-25	RPI 26-50		W-L RECORDS		RPI 51-100		RPI 101-150		RPI 150+				
20-24-0	0-5-0	2-0-0		OVERALL		5-10-0		4-2-0		9-7-0				
14-10-0	0-2-0	1-0-0		HOME		3-4-0		4-2-0		6-2-0				
5-12-0	0-3-0	0-0-0		AWAY		2-6-0		0-0-0		3-3-0				
1-2-0	0-0-0	1-0-0		NEUTRAL		0-0-0		0-0-0		0-2-0				
10-11-0	0-5-0	2-0-0		NON-CONFERENCE		1-3-0		2-1-0		5-2-0				
8-3-0	0-2-0	1-0-0		HOME		0-0-0		2-1-0		5-0-0				
1-6-0	0-3-0	0-0-		AWAY		1-3-0		0-0-0		0-0-0				
1-2-0	0-0-0	1-0-0		NEUTRAL		0-0-0		0-0-0		0-2-0				
10-13-0	0-0-0	0-0-0		CONFERENCE		4-7-0		2-1-0		4-5-0				
6-7-0	0-0-0	0-0-0		HOME		3-4-0		2-1-0		1-2-0				
4-6-0	0-0-0	0-0-0		AWAY		1-3-0		0-0-0		3-3-0				
0-0-0	0-0-0	0-0-0		NEUTRAL		0-0-0		0-0-0		0-0-0				
RPI S	Opponent	Score	RPI S	Opponent	Score	RPI S	Opponent	Score	RPI S	Opponent	Score			
11 A	Mississippi St.	0 5	34 H	Tulane	2 1	53 A	Alabama	1 13	117 H	Sacred Heart	5 7			
11 A	Mississippi St.	0 8	37 N	South Ala.	5 4	54 A	Southeastern La.	6 5	117 H	Sacred Heart	5 0			
15 H	LSU	4 9				54 A	Southeastern La.	2 15	117 H	Sacred Heart	8 7			
20 A	La.-Lafayette	3 4				54 H	Southeastern La.	8 14	145 H	Central Ark.	6 5			
20 H	La.-Lafayette	4 5				56 A	Lamar	10 14	145 H	Central Ark.	2 7			
						56 A	Lamar	2 7	145 H	Central Ark.	8 2			
						70 A	Nebraska	2 4	213 N	UMass Lowell	6 9			
						70 A	Nebraska	7 1	213 N	UMass Lowell	2 11			
						70 A	Nebraska	1 6	218 H	Abilene Christian	3 5			
						87 H	Sam Houston St.	1 3	218 H	Abilene Christian	4 5			
						87 H	Sam Houston St.	8 12	218 H	Abilene Christian	4 2			
						87 H	Sam Houston St.	2 4	229 A	A&M-Corpus Christi	4 1			
						96 H	McNeese St.	3 0	229 A	A&M-Corpus Christi	0 8			
						96 H	McNeese St.	6 5	229 A	A&M-Corpus Christi	4 5			
						96 H	McNeese St.	2 1	264 A	Incarnate Word	8 4			
									264 A	Incarnate Word	8 3			
									264 A	Incarnate Word	5 7			
									294 H	Southern U.	9 8			
									299 H	Mississippi Val.	15 1			
									299 H	Mississippi Val.	13 3			
									299 H	Mississippi Val.	18 2			
									299 H	Mississippi Val.	6 1			
<hr/>														
LAST 15 GAMES														
96 H McNeese St.					2	1	145 H Central Ark.					2	7	
96 H McNeese St.					6	5	145 H Central Ark.					6	5	
96 H McNeese St.					3	0	145 H Central Ark.					8	2	
70 A Nebraska					2	4								
70 A Nebraska					7	1								

Non-Div. I Games:

Nicholls St.

70	A	Nebraska	1	6
20	A	La.-Lafayette	3	4

N
i
c
h
o
l
l
s
s
t
.

N
i
c
h
o
l
l
s
s
t
.

Average RPI Win: 205		WON-LOST	WINNING	LAST 15	STRENGTH OF		OPP. STRENGTH	TEAM	ADJ	CONF.	ADJ CONF.
Average RPI Loss: 147		RECORD	PCT. RANK	GAMES	SCHEDULE		OF SCHEDULE	RPI	RPI	RPI	RPI
DIV. I ONLY		22-22-0	.5	147	6-9-0		199	197	200	.47479	200
DIV. I NON-CONF.		13-12-0	.52	139	1-2-0		218	101	197	.47605	197
TOTALS		RPI 1-25	RPI 26-50		W-L RECORDS		RPI 51-100		RPI 101-150		RPI 150+
22-22-0	0-2-0	0-4-0		OVERALL		0-1-0		5-2-0		17-13-0	
16-11-0	0-0-0	0-2-0		HOME		0-0-0		3-0-0		13-9-0	
6-9-0	0-2-0	0-2-0		AWAY		0-0-0		2-1-0		4-4-0	
0-2-0	0-0-0	0-0-0		NEUTRAL		0-1-0		0-1-0		0-0-0	
13-12-0	0-2-0	0-4-0		NON-CONFERENCE		0-1-0		3-0-0		10-5-0	
11-7-0	0-0-0	0-2-0		HOME		0-0-0		3-0-0		8-5-0	
2-4-0	0-2-0	0-0-		AWAY		0-0-0		0-0-0		2-0-0	
0-1-0	0-0-0	0-0-0		NEUTRAL		0-1-0		0-0-0		0-0-0	
9-10-0	0-0-0	0-0-0		CONFERENCE		0-0-0		2-2-0		7-8-0	
5-4-0	0-0-0	0-0-0		HOME		0-0-0		0-0-0		5-4-0	
4-5-0	0-0-0	0-0-0		AWAY		0-0-0		2-1-0		2-4-0	
0-1-0	0-0-0	0-0-0		NEUTRAL		0-0-0		0-1-0		0-0-0	
RPI S	Opponent	Score	RPI S	Opponent	Score	RPI S	Opponent	Score	RPI S	Opponent	Score
3 A	South Carolina	2 15	31 A	Wake Forest	4 7	82 N	Indiana St.	1 7	105 N	Rhode Island	4 13
14 A	North Carolina	2 10	31 H	Wake Forest	6 7				132 H	Furman	4 3
			43 A	Duke	2 9				132 H	Furman	4 3
			43 H	Duke	3 13				132 H	Furman	15 4
									133 A	Saint Joseph's	8 7
									133 A	Saint Joseph's	1 10
									133 A	Saint Joseph's	3 0
									162 A	Winthrop	12 10
									162 H	Winthrop	6 15
									166 A	Campbell	7 4
									174 H	Georgetown	3 5
									174 H	Georgetown	9 3
									174 H	Georgetown	12 8
									177 A	Richmond	14 2
									177 A	Richmond	3 4
									177 A	Richmond	7 8
									178 H	Air Force	4 9
									201 H	George Washington	7 4
									201 H	George Washington	8 7
									201 H	George Washington	2 3
									203 H	Fordham	4 7
									203 H	Fordham	3 9
									203 H	Fordham	5 0
									204 H	James Madison	6 7
									237 H	Marist	4 3
									255 H	Buffalo	5 0
									263 A	Saint Louis	1 0
			LAST 15 GAMES								
			263 A	Saint Louis	2 12	162 A	Winthrop	12 10			
			263 A	Saint Louis	1 0	177 A	Richmond	7 8			
			263 A	Saint Louis	1 2	177 A	Richmond	14 2			
			162 H	Winthrop	6 15						
			203 H	Fordham	4 7						

Non-Div. I Games:

Davidson

203	H	Fordham	3	9
203	H	Fordham	5	0

RPI	S	Opponent	Score	
263	A	Saint Louis	2	12
263	A	Saint Louis	1	2
265	H	Lafayette	5	2
265	H	Lafayette	9	14
265	H	Lafayette	2	1
270	H	Massachusetts	10	2
270	H	Massachusetts	5	4
270	H	Massachusetts	1	7
285	H	Iona	9	1
285	H	Iona	16	1

Davidson

D
a
v
i
d
s
o
n

D
a
v
i
d
s
o
n

[illegible]

Non-Div. I Games:

George Washington

230	A	Dayton	4	2
174	A	Georgetown	1	2

RPI	S	Opponent	Score	
272	H	La Salle	3	6
274	H	George Mason	14	4
274	H	George Mason	1	0
274	H	George Mason	9	3
293	H	Delaware St.	8	0

George Washington

G
e
o
r
g
e
W
a
s
h
i
n
g
t
o
n

G
e
o
r
g
e
W
a
s
h
i
n
g
t
o
n

Non-Div. I Games:

Tie, Loss, Non-Conf,S Site, H Home, A Away, N Neutral Page 403

144	H	Binghamton	4	6
144	H	Binghamton	5	4

RPI	S	Opponent	Score	
243	A	Maine	3	1
243	A	Maine	5	7
254	N	VMI	5	4
254	N	VMI	3	9
296	A	Mt. St. Mary's	3	5
296	H	Mt. St. Mary's	3	1
296	H	Mt. St. Mary's	9	3
300	H	Coppin St.	9	7
300	H	Coppin St.	12	3

U
M
B
C

U
M
B
C

Average RPI Win: 211		WON-LOST	WINNING	LAST 15	STRENGTH OF		OPP. STRENGTH	TEAM	ADJ		CONF.	ADJ CONF.			
Average RPI Loss: 179		RECORD	PCT. RANK	GAMES	SCHEDULE		OF SCHEDULE	RPI	RPI		RPI	RPI			
DIV. I ONLY		23-23-0	.5	147	8-7-0		259	238	203	.47244	203	24	24		
DIV. I NON-CONF.		14-17-0	.45161	174	2-3-0		263	245	229	.4596	229	26	26		
TOTALS		RPI 1-25	RPI 26-50		W-L RECORDS		RPI 51-100		RPI 101-150		RPI 150+				
23-23-0		0-3-0	0-0-0		OVERALL		0-2-0		3-2-0		20-16-0				
9-7-0		0-0-0	0-0-0		HOME		0-0-0		2-1-0		7-6-0				
12-12-0		0-3-0	0-0-0		AWAY		0-1-0		1-1-0		11-7-0				
2-4-0		0-0-0	0-0-0		NEUTRAL		0-1-0		0-0-0		2-3-0				
14-17-0		0-3-0	0-0-0		NON-CONFERENCE		0-2-0		1-1-0		13-11-0				
5-5-0		0-0-0	0-0-0		HOME		0-0-0		0-0-0		5-5-0				
7-8-0		0-3-0	0-0-		AWAY		0-1-0		1-1-0		6-3-0				
2-4-0		0-0-0	0-0-0		NEUTRAL		0-1-0		0-0-0		2-3-0				
9-6-0		0-0-0	0-0-0		CONFERENCE		0-0-0		2-1-0		7-5-0				
4-2-0		0-0-0	0-0-0		HOME		0-0-0		2-1-0		2-1-0				
5-4-0		0-0-0	0-0-0		AWAY		0-0-0		0-0-0		5-4-0				
0-0-0		0-0-0	0-0-0		NEUTRAL		0-0-0		0-0-0		0-0-0				
RPI S	Opponent	Score		RPI S	Opponent	Score		RPI S	Opponent	Score		RPI S	Opponent	Score	
15 A	LSU	1	12					51 N	Michigan St.	2	7	105 H	Rhode Island	1	3
15 A	LSU	7	10					75 A	Rutgers	0	5	105 H	Rhode Island	8	0
15 A	LSU	1	15									105 H	Rhode Island	4	2
												117 A	Sacred Heart	1	2
												132 A	Furman	5	2
												172 H	Stony Brook	6	1
												177 H	Richmond	7	3
												177 H	Richmond	1	0
												177 H	Richmond	6	7
												181 N	Presbyterian	1	7
												182 A	Columbia	4	1
												188 N	Canisius	4	5
												188 N	Canisius	4	5
												188 N	Canisius	5	2
												188 N	Canisius	8	5
												195 A	Albany (NY)	9	3
												196 H	Fairfield	5	8
												200 A	Davidson	0	5
												200 A	Davidson	9	3
												200 A	Davidson	7	4
												207 A	Manhattan	5	7
												207 H	Manhattan	12	3
												214 A	Hofstra	7	6
												233 H	Siena	2	4
												250 H	Villanova	3	11
												259 A	NJIT	10	4
												259 A	NJIT	2	3
LAST 15 GAMES				270 A	Massachusetts	5	0	182 A	Columbia	4	1	214 A	Hofstra	7	6
				270 A	Massachusetts	7	8	196 H	Fairfield	5	8	233 H	Siena	2	4
				270 A	Massachusetts	1	8	105 H	Rhode Island	4	2	250 H	Villanova	3	11
				207 A	Manhattan	5	7					259 A	NJIT	10	4
				200 A	Davidson	7	4					259 A	NJIT	2	3

Non-Div. I Games:

Fordham

200	A	Davidson	9	3
200	A	Davidson	0	5

RPI	S	Opponent	Score	
259	H	NJIT	3	1
259	H	NJIT	2	0
270	A	Massachusetts	1	8
270	A	Massachusetts	7	8
270	A	Massachusetts	5	0
272	A	La Salle	9	0
272	A	La Salle	4	16
272	A	La Salle	6	2
273	A	Wagner	6	5
273	A	Wagner	4	3
273	H	Wagner	0	2
275	A	NYIT	4	5
285	H	Iona	19	2
292	H	Saint Peter's	0	2

Fordham

F
o
r
d
h
a
m

F
o
r
d
h
a
m

Average RPI Win: 192		WON-LOST RECORD		WINNING PCT. RANK		LAST 15 GAMES		STRENGTH OF SCHEDULE		OPP. STRENGTH OF SCHEDULE		TEAM RPI		ADJ RPI		CONF. RPI		ADJ CONF. RPI	
DIV. I ONLY		18-26-0		.40909 222		5-10-0		139		205		204		.47211 204		14		14	
DIV. I NON-CONF.		10-16-0		.38462 219		1-2-0		168		244		225		.46168 225		15		15	
TOTALS		RPI 1-25		RPI 26-50		W-L RECORDS		RPI 51-100		RPI 101-150		RPI 150+							
18-26-0		0-4-0		0-2-0		OVERALL		2-1-0		1-3-0		15-16-0							
11-11-0		0-0-0		0-1-0		HOME		0-0-0		1-3-0		10-7-0							
7-15-0		0-4-0		0-1-0		AWAY		2-1-0		0-0-0		5-9-0							
0-0-0		0-0-0		0-0-0		NEUTRAL		0-0-0		0-0-0		0-0-0							
10-16-0		0-4-0		0-2-0		NON-CONFERENCE		0-0-0		0-1-0		10-9-0							
7-6-0		0-0-0		0-1-0		HOME		0-0-0		0-1-0		7-4-0							
3-10-0		0-4-0		0-0-		AWAY		0-0-0		0-0-0		3-5-0							
0-0-0		0-0-0		0-0-0		NEUTRAL		0-0-0		0-0-0		0-0-0							
8-10-0		0-0-0		0-0-0		CONFERENCE		2-1-0		1-2-0		5-7-0							
4-5-0		0-0-0		0-0-0		HOME		0-0-0		1-2-0		3-3-0							
4-5-0		0-0-0		0-0-0		AWAY		2-1-0		0-0-0		2-4-0							
0-0-0		0-0-0		0-0-0		NEUTRAL		0-0-0		0-0-0		0-0-0							
RPI	S	Opponent		Score		RPI	S	Opponent		Score		RPI	S	Opponent		Score			
10	A	Clemson		1	6	47	A	Maryland		2	5	74	A	Col. of Charleston		9	3		
10	A	Clemson		1	10	47	H	Maryland		12	19	74	A	Col. of Charleston		3	1		
10	A	Clemson		2	11							74	A	Col. of Charleston		5	7		
16	A	Virginia		6	15														

Non-Div. I Games:

James Madison

74	A	Col. of Charleston	5	7
74	A	Col. of Charleston	9	3

RPI	S	Opponent	Score	
254	A	VMI	12	8
254	H	VMI	11	10
271	H	Bucknell	7	6
271	H	Bucknell	2	4
271	H	Bucknell	9	3
271	H	Bucknell	1	9
274	A	George Mason	5	6
274	H	George Mason	5	16

Average RPI Win: 215		WON-LOST RECORD		WINNING PCT. RANK		LAST 15 GAMES		STRENGTH OF SCHEDULE		OPP. STRENGTH OF SCHEDULE		TEAM RPI		ADJ RPI		CONF. RPI		ADJ CONF. RPI							
Average RPI Loss: 137																									
DIV. I ONLY		18-25-0		.4186 215		11-4-0		227		210		205		.47089 205		23		23							
DIV. I NON-CONF.		6-19-0		.24 272		2-1-0		97		157		215		.46757 215		24		24							
TOTALS		RPI 1-25		RPI 26-50		W-L RECORDS		RPI 51-100		RPI 101-150		RPI 150+													
18-25-0		0-2-0		0-0-0		OVERALL		1-6-0		2-7-0		15-10-0													
6-5-0		0-0-0		0-0-0		HOME		0-0-0		1-2-0		5-3-0													
11-15-0		0-2-0		0-0-0		AWAY		0-1-0		1-5-0		10-7-0													
1-5-0		0-0-0		0-0-0		NEUTRAL		1-5-0		0-0-0		0-0-0													
6-19-0		0-2-0		0-0-0		NON-CONFERENCE		1-6-0		1-5-0		4-6-0													
1-1-0		0-0-0		0-0-0		HOME		0-0-0		0-0-0		1-1-0													
4-13-0		0-2-0		0-0-		AWAY		0-1-0		1-5-0		3-5-0													
1-5-0		0-0-0		0-0-0		NEUTRAL		1-5-0		0-0-0		0-0-0													
12-6-0		0-0-0		0-0-0		CONFERENCE		0-0-0		1-2-0		11-4-0													
5-4-0		0-0-0		0-0-0		HOME		0-0-0		1-2-0		4-2-0													
7-2-0		0-0-0		0-0-0		AWAY		0-0-0		0-0-0		7-2-0													
0-0-0		0-0-0		0-0-0		NEUTRAL		0-0-0		0-0-0		0-0-0													
RPI	S	Opponent		Score		RPI	S	Opponent		Score		RPI	S	Opponent		Score		RPI	S	Opponent		Score			
12	A	Vanderbilt		2	9							120	A	Iowa		3	12								
24	A	Minnesota		10	12							58	N	Boston College		0	5			121	A	Evansville		10	11
												58	N	Boston College		1	2			121	A	Evansville		6	8
												58	N	Boston College		0	17			121	A	Evansville		2	5
												65	A	Austin Peay		1	14			134	H	Miami (OH)		0	2
												91	N	Illinois		3	5			134	H	Miami (OH)		6	1
												91	N	Illinois		9	3			134	H	Miami (OH)		0	7

Non-Div. I Games:

Northern Ill.

Northern Ill.

255 H Buffalo	9	2
255 H Buffalo	2	7

Through Games Of May 1, 2016

RPI	S	Opponent	Score	
255	H	Buffalo	2	7
256	H	Central Mich.	3	2
256	H	Central Mich.	6	7
256	H	Central Mich.	9	6
268	A	Bowling Green	20	4
268	A	Bowling Green	6	0
268	A	Bowling Green	2	0

Northern Ill.

N
o
r
t
h
e
r
n
I
l
l
.

N
o
r
t
h
e
r
n
I
l
l
.

Average RPI Win:		218	WON-LOST RECORD		WINNING PCT. RANK		LAST 15 GAMES		STRENGTH OF SCHEDULE		OPP. STRENGTH OF SCHEDULE		TEAM RPI		ADJ RPI		CONF. RPI		ADJ CONF. RPI					
Average RPI Loss:		140																						
DIV. I ONLY			23-19-0		.54762 114		8-7-0		281		151		206		.47038 206		20		20					
DIV. I NON-CONF.			13-8-0		.61905 77		4-2-0		279		212		196		.47692 196		19		19					
TOTALS		RPI 1-25		RPI 26-50		W-L RECORDS		RPI 51-100		RPI 101-150		RPI 150+												
23-19-0		0-0-0		0-0-0		OVERALL		2-8-0		3-4-0		18-7-0												
13-9-0		0-0-0		0-0-0		HOME		2-4-0		1-2-0		10-3-0												
10-10-0		0-0-0		0-0-0		AWAY		0-4-0		2-2-0		8-4-0												
0-0-0		0-0-0		0-0-0		NEUTRAL		0-0-0		0-0-0		0-0-0												
13-8-0		0-0-0		0-0-0		NON-CONFERENCE		0-1-0		3-4-0		10-3-0												
8-5-0		0-0-0		0-0-0		HOME		0-0-0		1-2-0		7-3-0												
5-3-0		0-0-0		0-0-		AWAY		0-1-0		2-2-0		3-0-0												
0-0-0		0-0-0		0-0-0		NEUTRAL		0-0-0		0-0-0		0-0-0												
10-11-0		0-0-0		0-0-0		CONFERENCE		2-7-0		0-0-0		8-4-0												
5-4-0		0-0-0		0-0-0		HOME		2-4-0		0-0-0		3-0-0												
5-7-0		0-0-0		0-0-0		AWAY		0-3-0		0-0-0		5-4-0												
0-0-0		0-0-0		0-0-0		NEUTRAL		0-0-0		0-0-0		0-0-0												
RPI	S	Opponent		Score	RPI	S	Opponent		Score	RPI	S	Opponent		Score	RPI	S	Opponent		Score	RPI	S	Opponent		Score
										62	H	Jacksonville St.	7 6	124	A	Little Rock	15 2							
										62	H	Jacksonville St.	3 9	124	A	Little Rock	5 10							
										62	H	Jacksonville St.	14 15	124	A	Little Rock	14 7							
										65	H	Austin Peay	2 10	134	H	Miami (OH)	10 6							
										65	H	Austin Peay	4 9	134	H	Miami (OH)	10 11							
										65	H	Austin Peay	14 3	134	H	Miami (OH)	4 9							
										77	A	Tennessee	1 9	145	A	Central Ark.	6 14							
										94	A	Morehead St.	6 11	158	A	Middle Tenn.	9 6							
										94	A	Morehead St.	4 5	158	H	Middle Tenn.	3 9							
										94	A	Morehead St.	1 6	186	A	Murray St.	3 4							
														186	A	Murray St.	7 8							
														186	A	Murray St.	7 8							
														194	A	Kennesaw St.	6 5							
														194	H	Kennesaw St.	24 9							
														221	H	Lipscomb	14 11							
														248	H	Western Ill.	6 5							
														248	H	Western Ill.	13 12							
														248	H	Western Ill.	6 3							
														249	A	SIUE	4 5							
														249	A	SIUE	13 3							
														249	A	SIUE	14 2							
														269	H	UT Martin	10 2							
														269	H	UT Martin	12 3							
														269	H	UT Martin	5 3							
														271	H	Bucknell	9 3							
														271	H	Bucknell	2 3							
														271	H	Bucknell	5 6							
LAST 15 GAMES										158	A	Middle Tenn.	9 6	269	H	UT Martin	10 2							
				124	A	Little Rock	15 2	62	H	Jacksonville St.	14 15	269	H	UT Martin	5 3									
				124	A	Little Rock	5 10	62	H	Jacksonville St.	7 6	271	H	Bucknell	9 3									
				124	A	Little Rock	14 7					271	H	Bucknell	2 3									
				158	H	Middle Tenn.	3 9					271	H	Bucknell	5 6									
				186	A	Murray St.	7 8																	

Non-Div. I Games:

Tennessee Tech

186	A	Murray St.	7	8
186	A	Murray St.	3	4

RPI	S	Opponent	Score	
276	A	Eastern Ill.	8	3
276	A	Eastern Ill.	8	6
276	A	Eastern Ill.	5	3
297	A	Alabama A&M	34	6
297	H	Alabama A&M	11	6

Tennessee Tech

T
e
n
n
e
s
s
e
e
T
e
c
h

T
e
n
n
e
s
s
e
e
T
e
c
h

Average RPI Win: 211		WON-LOST	WINNING	LAST 15	STRENGTH OF		OPP. STRENGTH	TEAM	ADJ		CONF.	ADJ CONF.					
Average RPI Loss: 145		RECORD	PCT. RANK	GAMES	SCHEDULE		OF SCHEDULE	RPI	RPI		RPI	RPI					
DIV. I ONLY		15-26-0	.36585	236	8-7-0		131	257	207	.46923	207	29					
DIV. I NON-CONF.		9-17-0	.34615	234	3-2-0		136	185	189	.48056	189	25					
<hr/>																	
TOTALS		RPI 1-25		RPI 26-50		W-L RECORDS		RPI 51-100		RPI 101-150		RPI 150+					
15-26-0		0-3-0		0-0-0		OVERALL		0-2-0		2-8-0		13-13-0					
8-6-0		0-0-0		0-0-0		HOME		0-1-0		1-1-0		7-4-0					
6-19-0		0-3-0		0-0-0		AWAY		0-1-0		1-6-0		5-7-0					
1-1-0		0-0-0		0-0-0		NEUTRAL		0-0-0		0-0-0		1-1-0					
<hr/>																	
9-17-0		0-3-0		0-0-0		NON-CONFERENCE		0-2-0		1-6-0		8-6-0					
4-2-0		0-0-0		0-0-0		HOME		0-1-0		0-0-0		4-1-0					
4-14-0		0-3-0		0-0-		AWAY		0-1-0		1-6-0		3-4-0					
1-1-0		0-0-0		0-0-0		NEUTRAL		0-0-0		0-0-0		1-1-0					
<hr/>																	
6-9-0		0-0-0		0-0-0		CONFERENCE		0-0-0		1-2-0		5-7-0					
4-4-0		0-0-0		0-0-0		HOME		0-0-0		1-1-0		3-3-0					
2-5-0		0-0-0		0-0-0		AWAY		0-0-0		0-1-0		2-4-0					
0-0-0		0-0-0		0-0-0		NEUTRAL		0-0-0		0-0-0		0-0-0					
<hr/>																	
RPI	S	Opponent		Score		RPI	S	Opponent		Score		RPI	S	Opponent		Score	
4	A	Miami (FL)		0	10							60	H	Hartford		3	8
4	A	Miami (FL)		4	7							67	A	Old Dominion		5	6
4	A	Miami (FL)		4	14												
	</																

Non-Div. I Games:

Manhattan

231	A	Quinnipiac	4	10
231	A	Quinnipiac	17	11

RPI	S	Opponent	Score	
237	A	Marist	8	2
237	A	Marist	2	14
237	A	Marist	7	13
245	A	Army West Point	3	2
246	A	Lehigh	2	0
246	H	Lehigh	10	2
246	H	Lehigh	4	6
275	A	NYIT	6	4
275	H	NYIT	7	6

M
a
n
h
a
t
t
a
n

M
a
n
h
a
t
t
a
n

Average RPI Win: 216		WON-LOST	WINNING	LAST 15	STRENGTH OF	OPP. STRENGTH	TEAM	ADJ	CONF.	ADJ CONF.				
Average RPI Loss: 135		RECORD	PCT. RANK	GAMES	SCHEDULE	OF SCHEDULE	RPI	RPI	RPI	RPI				
DIV. I ONLY		25-19-0	.56818	97	9-6-0	274	141	208	.46858	208	20	20		
DIV. I NON-CONF.		13-10-0	.56522	107	3-1-0	272	175	228	.46067	228	19	19		
<hr/>														
TOTALS		RPI 1-25	RPI 26-50		W-L RECORDS		RPI 51-100		RPI 101-150		RPI 150+			
25-19-0		0-1-0	0-0-0		OVERALL		3-8-0		0-4-0		22-6-0			
17-12-0		0-0-0	0-0-0		HOME		2-5-0		0-3-0		15-4-0			
8-6-0		0-0-0	0-0-0		AWAY		1-3-0		0-1-0		7-2-0			
0-1-0		0-1-0	0-0-0		NEUTRAL		0-0-0		0-0-0		0-0-0			
13-10-0		0-1-0	0-0-0		NON-CONFERENCE		0-2-0		0-4-0		13-3-0			
10-7-0		0-0-0	0-0-0		HOME		0-1-0		0-3-0		10-3-0			
3-2-0		0-0-0	0-0-		AWAY		0-1-0		0-1-0		3-0-0			
0-1-0		0-1-0	0-0-0		NEUTRAL		0-0-0		0-0-0		0-0-0			
12-9-0		0-0-0	0-0-0		CONFERENCE		3-6-0		0-0-0		9-3-0			
7-5-0		0-0-0	0-0-0		HOME		2-4-0		0-0-0		5-1-0			
5-4-0		0-0-0	0-0-0		AWAY		1-2-0		0-0-0		4-2-0			
0-0-0		0-0-0	0-0-0		NEUTRAL		0-0-0		0-0-0		0-0-0			
RPI	S	Opponent	Score		RPI	S	Opponent	Score		RPI	S	Opponent	Score	
12	N	Vanderbilt	2	8						121	H	Evansville	7	13
							62 H Jacksonville St.	11	26	134	H	Miami (OH)	14	16
							62 H Jacksonville St.	2	4	140	A	Southern Ill.	1	11
							62 H Jacksonville St.	9	7	140	H	Southern Ill.	4	8
							65 H Austin Peay	5	6	158	A	Middle Tenn.	9	4
							65 H Austin Peay	3	6	205	H	Northern Ill.	15	13
							65 H Austin Peay	15	0	205	H	Northern Ill.	5	4
							90 A Western Ky.	2	3	205	H	Northern Ill.	1	4
							90 H Western Ky.	4	10	205	H	Northern Ill.	1	4
							94 A Morehead St.	11	12	216	H	Illinois St.	5	23
							94 A Morehead St.	20	8	216	H	Illinois St.	7	5
							94 A Morehead St.	0	9	216	H	Illinois St.	13	10
										217	H	Eastern Ky.	1	2
										217	H	Eastern Ky.	6	5
										217	H	Eastern Ky.	6	5
										221	A	Lipscomb	5	3
										221	H	Lipscomb	23	6
										227	A	Memphis	8	7
										227	H	Memphis	12	6
										242	H	Youngstown St.	3	7
										242	H	Youngstown St.	12	6
										242	H	Youngstown St.	4	3
										245	H	Army West Point	20	7
										249	A	SIUE	6	5
										249	A	SIUE	12	0
										249	A	SIUE	8	9
										251	H	Western Mich.	3	1
										269	H	UT Martin	10	8
<hr/>														
LAST 15 GAMES														
					62	H	Jacksonville St.	9	7	276	A	Eastern Ill.	21	9
					62	H	Jacksonville St.	11	26	90	A	Western Ky.	2	3
					62	H	Jacksonville St.	2	4	65	H	Austin Peay	3	6
					227	A	Memphis	8	7					
					227	H	Memphis	12	6					

Non-Div. I Games:

Belmont

276	A	Eastern Ill.	6	1
276	A	Eastern Ill.	8	9

RPI	S	Opponent	Score	
269	H	UT Martin	23	7
269	H	UT Martin	7	3
276	A	Eastern Ill.	8	9
276	A	Eastern Ill.	21	9
276	A	Eastern Ill.	6	1

Belmont

B
e
l
m
o
n
t

B
e
l
m
o
n
t

Average RPI Win:		119	WON-LOST RECORD		WINNING PCT. RANK	LAST 15 GAMES		STRENGTH OF SCHEDULE		OPP. STRENGTH OF SCHEDULE	TEAM RPI	ADJ RPI	CONF. RPI	ADJ CONF. RPI			
Average RPI Loss:		93															
DIV. I ONLY			12-30-0		.28571	276	5-10-0		48		109	209	.46804	209	13	13	
DIV. I NON-CONF.			7-16-0		.30435	253	2-4-0		35		43	188	.48061	188	11	11	
TOTALS		RPI 1-25		RPI 26-50		W-L RECORDS		RPI 51-100		RPI 101-150		RPI 150+					
12-30-0		0-4-0		2-5-0		OVERALL		3-9-0		5-9-0		2-3-0					
8-17-0		0-1-0		1-2-0		HOME		2-7-0		3-5-0		2-2-0					
4-12-0		0-3-0		1-3-0		AWAY		1-2-0		2-3-0		0-1-0					
0-1-0		0-0-0		0-0-0		NEUTRAL		0-0-0		0-1-0		0-0-0					
7-16-0		0-4-0		2-5-0		NON-CONFERENCE		0-3-0		3-2-0		2-2-0					
4-9-0		0-1-0		1-2-0		HOME		0-3-0		1-1-0		2-2-0					
3-6-0		0-3-0		1-0-		AWAY		0-0-0		2-0-0		0-0-0					
0-1-0		0-0-0		0-0-0		NEUTRAL		0-0-0		0-1-0		0-0-0					
5-14-0		0-0-0		0-0-0		CONFERENCE		3-6-0		2-7-0		0-1-0					
4-8-0		0-0-0		0-0-0		HOME		2-4-0		2-4-0		0-0-0					
1-6-0		0-0-0		0-0-0		AWAY		1-2-0		0-3-0		0-1-0					
0-0-0		0-0-0		0-0-0		NEUTRAL		0-0-0		0-0-0		0-0-0					
RPI	S	Opponent		Score		RPI	S	Opponent		Score		RPI	S	Opponent		Score	
13	A	Texas Tech		1	3	32	H	Arizona		3	7	71	A	New Mexico		7	13
13	A	Texas Tech		2	7	39	A	Long Beach St.		2	4	71	A	New Mexico		5	10
13	A	Texas Tech		0	10	39	H	Long Beach St.		6	5	71	A	New Mexico		10	9
25	H	Bryant		2	10	40	H	Kentucky		0	6	71	H	New Mexico		2	4
						41	A	Oregon St.		6	9	71	H	New Mexico		3	5
						41	A	Oregon St.		6	5	71	H	New Mexico		11	6
						42	A	Cal St. Fullerton		1	8	72	H	Fresno St.		5	10
												72	H	Fresno St.		2	3
												72	H	Fresno St.		5	4
												100	H	Oregon		5	10
												100	H	Oregon		2	8
												100	H	Oregon		3	4

Non-Div. I Games:

San Diego St.

71 A New Mexico	7	13
71 A New Mexico	5	10

S
a
n
D
i
e
g
o
s
t
.

S
a
n
D
i
e
g
o
s
t
.

Average RPI Win:		218	WON-LOST RECORD		WINNING PCT. RANK		LAST 15 GAMES		STRENGTH OF SCHEDULE		OPP. STRENGTH OF SCHEDULE		TEAM RPI		ADJ RPI		CONF. RPI		ADJ CONF. RPI	
DIV. I ONLY			17-23-0		.425 206		9-6-0		227		191		210		.46705 210		25		25	
DIV. I NON-CONF.			7-15-0		.31818 248		1-1-0		151		120		216		.4654 216		23		23	
TOTALS		RPI 1-25		RPI 26-50		W-L RECORDS		RPI 51-100		RPI 101-150		RPI 150+								
17-23-0		0-3-0		0-0-0		OVERALL		0-5-0		0-2-0		17-13-0								
6-6-0		0-0-0		0-0-0		HOME		0-0-0		0-0-0		6-6-0								
8-11-0		0-3-0		0-0-0		AWAY		0-4-0		0-0-0		8-4-0								
3-6-0		0-0-0		0-0-0		NEUTRAL		0-1-0		0-2-0		3-3-0								
7-15-0		0-3-0		0-0-0		NON-CONFERENCE		0-3-0		0-2-0		7-7-0								
2-2-0		0-0-0		0-0-0		HOME		0-0-0		0-0-0		2-2-0								
2-7-0		0-3-0		0-0-		AWAY		0-2-0		0-0-0		2-2-0								
3-6-0		0-0-0		0-0-0		NEUTRAL		0-1-0		0-2-0		3-3-0								
10-8-0		0-0-0		0-0-0		CONFERENCE		0-2-0		0-0-0		10-6-0								
4-4-0		0-0-0		0-0-0		HOME		0-0-0		0-0-0		4-4-0								
6-4-0		0-0-0		0-0-0		AWAY		0-2-0		0-0-0		6-2-0								
0-0-0		0-0-0		0-0-0		NEUTRAL		0-0-0		0-0-0		0-0-0								
RPI	S	Opponent		Score		RPI	S	Opponent		Score		RPI	S	Opponent		Score				
1	A	Florida		0	7			55	A	North Florida		6	8	120	N	Iowa		1	4	
1	A	Florida		6	8			55	A	North Florida		3	17	142	N	Bradley		2	7	
1	A	Florida		3	4			82	N	Indiana St.		0	3	159	A	Stetson		2	1	
								95	A	Princeton		8	9	168	A	South Fla.		0	4	
								95	A	Princeton		1	2	168	A	South Fla.		1	0	
													168	A	South Fla.		0	4		
													175	H	Holy Cross		2	1		
													182	H	Columbia		3	1		
													182	H	Columbia		7	6		
													212	H	Yale		3	4		
													212	H	Yale		10	4		
													212	H	Yale		3	5		
													212	H	Yale		6	7		
													213	H	UMass Lowell		6	11		
													228	A	Harvard		3	1		
													228	A	Harvard		2	1		
													231	H	Quinnipiac		4	5		
													233	H	Siena		5	3		
													234	H	Penn		2	1		
													234	H	Penn		1	11		
													236	A	Brown		4	3		
													236	A	Brown		15	0		
													236	A	Brown		0	2		
													236	A	Brown		2	4		
													240	A	Cornell		3	1		
													240	A	Cornell		9	3		
													243	N	Maine		4	2		

Non-Div. I Games:

Dartmouth

212	H	Yale	3	5
212	H	Yale	6	7

RPI	S	Opponent	Score	
246	N	Lehigh	7	15
246	N	Lehigh	4	5
246	N	Lehigh	5	4
250	N	Villanova	1	14
271	N	Bucknell	6	4

Dartmouth

D
a
r
t
m
o
u
t
h

D
a
r
t
m
o
u
t
h

Average RPI Win:	121	WON-LOST RECORD	WINNING PCT. RANK	LAST 15 GAMES	STRENGTH OF SCHEDULE	OPP. STRENGTH OF SCHEDULE	TEAM RPI	ADJ RPI	CONF. RPI	ADJ CONF. RPI		
DIV. I ONLY		14-29-0	.32558	261	4-11-0	96	147	211	.46573	211	13	13
DIV. I NON-CONF.		8-11-0	.42105	193	1-2-0	95	142	176	.48719	176	11	11

TOTALS	RPI 1-25	RPI 26-50		W-L RECORDS		RPI 51-100		RPI 101-150		RPI 150+		
14-29-0	0-0-0	0-1-0		OVERALL		7-13-0		4-8-0		3-7-0		
9-14-0	0-0-0	0-1-0		HOME		4-6-0		3-5-0		2-2-0		
5-15-0	0-0-0	0-0-0		AWAY		3-7-0		1-3-0		1-5-0		
0-0-0	0-0-0	0-0-0		NEUTRAL		0-0-0		0-0-0		0-0-0		
8-11-0	0-0-0	0-1-0		NON-CONFERENCE		4-4-0		2-4-0		2-2-0		
5-7-0	0-0-0	0-1-0		HOME		2-2-0		2-3-0		1-1-0		
3-4-0	0-0-0	0-0-		AWAY		2-2-0		0-1-0		1-1-0		
0-0-0	0-0-0	0-0-0		NEUTRAL		0-0-0		0-0-0		0-0-0		
6-18-0	0-0-0	0-0-0		CONFERENCE		3-9-0		2-4-0		1-5-0		
4-7-0	0-0-0	0-0-0		HOME		2-4-0		1-2-0		1-1-0		
2-11-0	0-0-0	0-0-0		AWAY		1-5-0		1-2-0		0-4-0		
0-0-0	0-0-0	0-0-0		NEUTRAL		0-0-0		0-0-0		0-0-0		
RPI	S	Opponent	Score	RPI	S	Opponent	Score	RPI	S	Opponent	Score	
				27	H	Michigan	5 6	71	A	New Mexico	2 3	
								71	A	New Mexico	1 11	
								71	A	New Mexico	6 9	
								71	H	New Mexico	9 8	
								71	H	New Mexico	3 10	
								71	H	New Mexico	2 6	
								72	A	Fresno St.	0 6	
								72	A	Fresno St.	6 8	
								72	A	Fresno St.	7 5	
								72	H	Fresno St.	3 2	
								72	H	Fresno St.	4 9	
								72	H	Fresno St.	4 13	
								84	A	Stanford	0 10	
								84	H	Stanford	10 9	
								86	A	Cal Poly	8 5	
								86	A	Cal Poly	4 7	
								86	A	Cal Poly	9 7	
								93	H	Loyola Marymount	3 4	
								93	H	Loyola Marymount	8 5	
								93	H	Loyola Marymount	4 13	

Non-Div. I Games:

San Jose St.

72 A Fresno St.	6	8
72 A Fresno St.	0	6

S
a
n
J
o
s
e
S
t
.

S
a
n
J
o
s
e
S
t
.

Y
a
l
e

Non-Div. I Games:	Wesleyan (CT)	15	2
--------------------------	----------------------	-----------	----------

210	A	Dartmouth	4	3
210	A	Dartmouth	5	3

RPI	S	Opponent	Score	
236	A	Brown	12	1
236	H	Brown	3	4
236	H	Brown	3	10
240	H	Cornell	9	8
240	H	Cornell	4	2
271	A	Bucknell	5	4
271	A	Bucknell	10	0
271	A	Bucknell	0	5
271	A	Bucknell	9	13

Average RPI Win: 196		WON-LOST	WINNING	LAST 15	STRENGTH OF		OPP. STRENGTH	TEAM	ADJ	CONF.	ADJ CONF.
Average RPI Loss: 170		RECORD	PCT. RANK	GAMES	SCHEDULE		OF SCHEDULE	RPI	RPI	RPI	RPI
DIV. I ONLY		17-23-0	.425	206	6-9-0		220	240	213	.46443	21
DIV. I NON-CONF.		12-10-0	.54545	125	2-2-0		231	259	150	.49787	22
TOTALS		RPI 1-25	RPI 26-50		W-L RECORDS		RPI 51-100		RPI 101-150		RPI 150+
17-23-0	0-2-0	0-0-0		OVERALL		1-3-0		2-2-0		14-16-0	
6-9-0	0-0-0	0-0-0		HOME		1-3-0		2-1-0		3-5-0	
8-13-0	0-2-0	0-0-0		AWAY		0-0-0		0-0-0		8-11-0	
3-1-0	0-0-0	0-0-0		NEUTRAL		0-0-0		0-1-0		3-0-0	
12-10-0	0-2-0	0-0-0		NON-CONFERENCE		0-1-0		0-1-0		12-6-0	
2-4-0	0-0-0	0-0-0		HOME		0-1-0		0-0-0		2-3-0	
7-5-0	0-2-0	0-0-0		AWAY		0-0-0		0-0-0		7-3-0	
3-1-0	0-0-0	0-0-0		NEUTRAL		0-0-0		0-1-0		3-0-0	
5-13-0	0-0-0	0-0-0		CONFERENCE		1-2-0		2-1-0		2-10-0	
4-5-0	0-0-0	0-0-0		HOME		1-2-0		2-1-0		1-2-0	
1-8-0	0-0-0	0-0-0		AWAY		0-0-0		0-0-0		1-8-0	
0-0-0	0-0-0	0-0-0		NEUTRAL		0-0-0		0-0-0		0-0-0	
RPI S	Opponent	Score		RPI S	Opponent	Score		RPI S	Opponent	Score	
11 A	Mississippi St.	2	4					139 N	San Francisco	1	8
11 A	Mississippi St.	2	4					144 H	Binghamton	8	7
								144 H	Binghamton	0	5
								144 H	Binghamton	2	1
								167 A	Santa Clara	3	0
								167 A	Santa Clara	1	7
								167 A	Santa Clara	4	3
								172 A	Stony Brook	3	5
								172 A	Stony Brook	0	5
								172 A	Stony Brook	2	1
								173 A	Delaware	5	3
								173 A	Delaware	2	4
								175 A	Holy Cross	5	2
								195 H	Albany (NY)	2	4
								195 H	Albany (NY)	6	1
								195 H	Albany (NY)	2	5
								199 N	Nicholls St.	11	2
								199 N	Nicholls St.	9	6
								202 A	UMBC	0	1
								202 A	UMBC	5	10
								202 A	UMBC	3	4
								210 A	Dartmouth	11	6
								228 H	Harvard	4	9
								236 A	Brown	9	8
								237 A	Marist	3	6
								243 A	Maine	1	8
								243 A	Maine	0	1
LAST 15 GAMES											
243 A	Maine	4	7	61 H	UConn	2	4	228 H	Harvard	4	9
243 A	Maine	0	1	236 A	Brown	9	8	236 A	Brown	9	8
243 A	Maine	1	8	172 A	Stony Brook	3	5	237 A	Marist	3	6
228 H	Harvard	4	9					243 A	Maine	1	8
195 H	Albany (NY)	2	4					243 A	Maine	0	1

Non-Div. I Games:

UMass Lowell

195	H	Albany (NY)	6	1
195	H	Albany (NY)	2	5

RPI	S	Opponent	Score	
243	A	Maine	4	7
245	A	Army West Point	7	5
275	H	NYIT	1	7
275	H	NYIT	8	0
275	H	NYIT	2	8
275	H	NYIT	6	4
293	N	Delaware St.	3	0

Average RPI Win: 223		WON-LOST RECORD		WINNING PCT. RANK		LAST 15 GAMES		STRENGTH OF SCHEDULE		OPP. STRENGTH OF SCHEDULE		TEAM RPI		ADJ RPI		CONF. RPI		ADJ CONF. RPI	
DIV. I ONLY		13-30-0		.30233 272		6-9-0		133		216		214		.46436 214		14		14	
DIV. I NON-CONF.		9-17-0		.34615 234		3-0-0		190		269		206		.47039 206		15		15	
TOTALS		RPI 1-25		RPI 26-50		W-L RECORDS		RPI 51-100		RPI 101-150		RPI 150+							
13-30-0		0-3-0		0-3-0		OVERALL		3-7-0		0-3-0		10-14-0							
4-5-0		0-0-0		0-0-0		HOME		3-0-0		0-1-0		1-4-0							
9-21-0		0-3-0		0-3-0		AWAY		0-3-0		0-2-0		9-10-0							
0-4-0		0-0-0		0-0-0		NEUTRAL		0-4-0		0-0-0		0-0-0							
9-17-0		0-3-0		0-0-0		NON-CONFERENCE		0-7-0		0-1-0		9-6-0							
1-2-0		0-0-0		0-0-0		HOME		0-0-0		0-1-0		1-1-0							
8-11-0		0-3-0		0-0-		AWAY		0-3-0		0-0-0		8-5-0							
0-4-0		0-0-0		0-0-0		NEUTRAL		0-4-0		0-0-0		0-0-0							
4-13-0		0-0-0		0-3-0		CONFERENCE		3-0-0		0-2-0		1-8-0							
3-3-0		0-0-0		0-0-0		HOME		3-0-0		0-0-0		0-3-0							
1-10-0		0-0-0		0-3-0		AWAY		0-0-0		0-2-0		1-5-0							
0-0-0		0-0-0		0-0-0		NEUTRAL		0-0-0		0-0-0		0-0-0							
RPI S	Opponent		Score		RPI S	Opponent		Score		RPI S	Opponent		Score		RPI S	Opponent		Score	
5	A	Texas A&M	2	5	26	A	UNCW	5	6	74	H	Col. of Charleston	3	1	112	A	William & Mary	10	15
5	A	Texas A&M	0	5	26	A	UNCW	4	18	74	H	Col. of Charleston	4	3	112	A	William & Mary	6	14
5	A	Texas A&M	4	15	26	A	UNCW	5	10	74	H	Col. of Charleston	8	7	141	H	Monmouth	4	5
										89	N	Missouri	4	11	153	A	Longwood	5	6
										89	N	Missouri	2	3	153	A	Longwood	0	2
										89	N	Missouri	2	12	153	A	Longwood	3	4
										89	N	Missouri	0	8	173	H	Delaware	4	8
										97	A	Ohio St.	1	2	173	H	Delaware	3	13
										97	A	Ohio St.	2	4	173	H	Delaware	4	8
										97	A	Ohio St.	1	12	189	A	Elon	5	10
															189	A	Elon	2	7
															189	A	Elon	8	14
															196	A	Fairfield	4	5
															203	H	Fordham	6	7
															207	A	Manhattan	1	5
															207	H	Manhattan	14	4
															223	A	Towson	4	15
															223	A	Towson	7	3
															223	A	Towson	2	4
															245	A	Army West Point	14	8
															257	A	Fairleigh Dickinson	4	1
															275	A	NYIT	3	1
															277	A	LIU Brooklyn	12	6
															292	A	Saint Peter's	11	4
															300	A	Coppin St.	15	0
															300	A	Coppin St.	17	0
															300	A	Coppin St.	17	4
				LAST 15 GAMES															
						26	A	UNCW	4	18	74	H	Col. of Charleston	8	7				
						26	A	UNCW	5	10	74	H	Col. of Charleston	3	1				
						26	A	UNCW	5	6	74	H	Col. of Charleston	4	3				
						189	A	Elon	5	10									
						189	A	Elon	2	7									

Non-Div. I Games:

Hofstra

189	A	Elon	8	14
277	A	LIU Brooklyn	12	6

H
o
f
s
t
r
a

H
o
f
s
t
r
a

Average RPI Win:	197	WON-LOST RECORD	WINNING PCT. RANK	LAST 15 GAMES	STRENGTH OF SCHEDULE	OPP. STRENGTH OF SCHEDULE	TEAM RPI	ADJ RPI	CONF. RPI	ADJ CONF. RPI	
Average RPI Loss:	178										
DIV. I ONLY	19-23-0	.45238	191	8-7-0	252	230	215	.46364	215	23	23
DIV. I NON-CONF.	14-13-0	.51852	141	5-1-0	269	178	183	.48375	183	24	24
<hr/>											
TOTALS	RPI 1-25	RPI 26-50		W-L RECORDS		RPI 51-100		RPI 101-150		RPI 150+	
19-23-0	0-0-0	0-0-0		OVERALL		4-5-0		1-2-0		14-16-0	
6-10-0	0-0-0	0-0-0		HOME		1-4-0		0-0-0		5-6-0	
11-12-0	0-0-0	0-0-0		AWAY		3-1-0		1-2-0		7-9-0	
2-1-0	0-0-0	0-0-0		NEUTRAL		0-0-0		0-0-0		2-1-0	
<hr/>											
14-13-0	0-0-0	0-0-0		NON-CONFERENCE		4-2-0		1-2-0		9-9-0	
3-4-0	0-0-0	0-0-0		HOME		1-1-0		0-0-0		2-3-0	
9-8-0	0-0-0	0-0-		AWAY		3-1-0		1-2-0		5-5-0	
2-1-0	0-0-0	0-0-0		NEUTRAL		0-0-0		0-0-0		2-1-0	
<hr/>											
5-10-0	0-0-0	0-0-0		CONFERENCE		0-3-0		0-0-0		5-7-0	
3-6-0	0-0-0	0-0-0		HOME		0-3-0		0-0-0		3-3-0	
2-4-0	0-0-0	0-0-0		AWAY		0-0-0		0-0-0		2-4-0	
0-0-0	0-0-0	0-0-0		NEUTRAL		0-0-0		0-0-0		0-0-0	
<hr/>											
RPI S	Opponent	Score	RPI S	Opponent	Score	RPI S	Opponent	Score	RPI S	Opponent	Score
						68 A	Notre Dame	8 5	117 A	UAB	6 15
						68 A	Notre Dame	1 2	117 A	UAB	2 7
						68 A	Notre Dame	9 1	117 A	UAB	2 1
						76 H	Kent St.	0 6	159 A	Wofford	3 5
						76 H	Kent St.	0 8	159 A	Wofford	16 2
						76 H	Kent St.	5 6	159 A	Wofford	5 6
						88 A	Marshall	4 1	159 A	Wofford	3 6
						94 H	Morehead St.	15 3	164 A	Ball St.	3 20
						97 H	Ohio St.	3 6	164 A	Ball St.	12 6
									164 A	Ball St.	14 17
									194 A	Kennesaw St.	7 8
									205 H	Northern Ill.	0 2
									205 H	Northern Ill.	1 3
									205 H	Northern Ill.	4 2
									217 A	Eastern Ky.	10 4
									230 A	Dayton	4 3
									232 H	IPFW	7 2
									232 H	IPFW	1 7
									232 H	IPFW	5 0
									238 H	Northern Ky.	6 7
			242 H	Youngstown St.	5 8						
			LAST 15 GAMES			255 H	Buffalo	3 9			
						255 H	Buffalo	3 1			
						255 H	Buffalo	6 5			
						260 N	Purdue	9 2			
						260 N	Purdue	4 5			
						260 N	Purdue	6 4			
						268 A	Bowling Green	10 5			
68 A	Notre Dame	9 1	268 A	Bowling Green	2 6						
68 A	Notre Dame	8 5	268 A	Bowling Green	4 5						
68 A	Notre Dame	1 2									
76 H	Kent St.	5 6									
76 H	Kent St.	0 8									

Non-Div. I Games:

Ohio

76	H	Kent St.	0	6
94	H	Morehead St.	15	3

RPI	S	Opponent	Score	
268	A	Bowling Green	2	6
268	A	Bowling Green	10	5
268	A	Bowling Green	4	5
284	A	UNC Asheville	12	5
284	A	UNC Asheville	14	8
284	A	UNC Asheville	5	7

Average RPI Win:	184	WON-LOST RECORD	WINNING PCT. RANK	LAST 15 GAMES		STRENGTH OF SCHEDULE	OPP. STRENGTH OF SCHEDULE	TEAM RPI	ADJ RPI	CONF. RPI	ADJ CONF. RPI
DIV. I ONLY		14-28-0	.33333 255	6-9-0		155	153	217	.46182 216	11	11
DIV. I NON-CONF.		10-21-0	.32258 245	2-2-0		242	169	258	.43851 258	13	13
TOTALS	RPI 1-25	RPI 26-50		W-L RECORDS		RPI 51-100		RPI 101-150		RPI 150+	
14-28-0	0-0-0	0-5-0		OVERALL		3-8-0		4-8-0		7-7-0	
3-11-0	0-0-0	0-2-0		HOME		0-1-0		2-4-0		1-4-0	
6-15-0	0-0-0	0-3-0		AWAY		2-6-0		2-3-0		2-3-0	
5-2-0	0-0-0	0-0-0		NEUTRAL		1-1-0		0-1-0		4-0-0	
10-21-0	0-0-0	0-3-0		NON-CONFERENCE		2-6-0		1-5-0		7-7-0	
2-7-0	0-0-0	0-0-0		HOME		0-1-0		1-2-0		1-4-0	
3-12-0	0-0-0	0-0-		AWAY		1-4-0		0-2-0		2-3-0	
5-2-0	0-0-0	0-0-0		NEUTRAL		1-1-0		0-1-0		4-0-0	
4-7-0	0-0-0	0-2-0		CONFERENCE		1-2-0		3-3-0		0-0-0	
1-4-0	0-0-0	0-2-0		HOME		0-0-0		1-2-0		0-0-0	
3-3-0	0-0-0	0-0-0		AWAY		1-2-0		2-1-0		0-0-0	
0-0-0	0-0-0	0-0-0		NEUTRAL		0-0-0		0-0-0		0-0-0	
RPI S	Opponent	Score	RPI S	Opponent	Score	RPI S	Opponent	Score	RPI S	Opponent	Score
			34 A Tulane	0 13	51 N Michigan St.	0 15	101 A FIU	6 11			
			34 A Tulane	3 9	82 A Indiana St.	2 3	106 A Valparaiso	6 8			
			34 A Tulane	2 3	82 A Indiana St.	5 6	121 A Evansville	3 4			
			50 H Dallas Baptist	2 7	82 A Indiana St.	5 1	121 A Evansville	8 6			
			50 H Dallas Baptist	1 7	91 A Illinois	1 7	121 A Evansville	4 0			
					91 H Illinois	3 8	130 N Indiana	1 14			
					97 N Ohio St.	5 4	140 H Southern Ill.	6 8			
					100 A Oregon	5 8	140 H Southern Ill.	1 0			
					100 A Oregon	1 3	140 H Southern Ill.	3 7			
					100 A Oregon	3 2	150 H Xavier	6 5			
					100 A Oregon	2 4	150 H Xavier	1 12			
							150 H Xavier	5 11			
							165 H Milwaukee	3 4			
							165 H Milwaukee	5 8			
							165 H Milwaukee	1 4			
							208 A Belmont	5 7			
							208 A Belmont	23 5			
							208 A Belmont	10 13			
							249 A SIUE	9 3			
							251 N Western Mich.	2 1			
							256 N Central Mich.	13 7			
							260 H Purdue	10 2			
							262 N Northwestern	10 4			
							263 A Saint Louis	4 5			
							276 H Eastern Ill.	1 2			
							282 N Butler	9 2			
			LAST 15 GAMES								
			121 A Evansville	8 6	249 A SIUE	9 3					
			121 A Evansville	3 4	82 A Indiana St.	2 3					
			121 A Evansville	4 0	82 A Indiana St.	5 6					
			260 H Purdue	10 2							
			140 H Southern Ill.	1 0							

Non-Div. I Games:

Illinois St.

140 H Southern Ill.	6	8
140 H Southern Ill.	3	7

I
l
l
i
n
o
i
s
s
t
.

I
l
l
i
n
o
i
s
s
t
.

Average RPI Win: 216		WON-LOST RECORD		WINNING PCT. RANK		LAST 15 GAMES		STRENGTH OF SCHEDULE		OPP. STRENGTH OF SCHEDULE		TEAM RPI		ADJ RPI		CONF. RPI		ADJ CONF. RPI					
Average RPI Loss: 144																							
DIV. I ONLY		20-25-0		.44444 195		7-8-0		223		231		218		.461 217		20		20					
DIV. I NON-CONF.		10-14-0		.41667 195		0-4-0		204		283		226		.4616 226		19		19					
TOTALS		RPI 1-25		RPI 26-50		W-L RECORDS		RPI 51-100		RPI 101-150		RPI 150+											
20-25-0		1-1-0		0-4-0		OVERALL		3-7-0		1-2-0		15-11-0											
11-11-0		0-0-0		0-3-0		HOME		2-1-0		1-2-0		8-5-0											
6-14-0		1-1-0		0-1-0		AWAY		0-6-0		0-0-0		5-6-0											
3-0-0		0-0-0		0-0-0		NEUTRAL		1-0-0		0-0-0		2-0-0											
10-14-0		1-1-0		0-1-0		NON-CONFERENCE		1-3-0		1-2-0		7-7-0											
4-6-0		0-0-0		0-0-0		HOME		0-0-0		1-2-0		3-4-0											
3-8-0		1-1-0		0-0-		AWAY		0-3-0		0-0-0		2-3-0											
3-0-0		0-0-0		0-0-0		NEUTRAL		1-0-0		0-0-0		2-0-0											
10-11-0		0-0-0		0-3-0		CONFERENCE		2-4-0		0-0-0		8-4-0											
7-5-0		0-0-0		0-3-0		HOME		2-1-0		0-0-0		5-1-0											
3-6-0		0-0-0		0-0-0		AWAY		0-3-0		0-0-0		3-3-0											
0-0-0		0-0-0		0-0-0		NEUTRAL		0-0-0		0-0-0		0-0-0											
RPI	S	Opponent		Score		RPI	S	Opponent		Score		RPI	S	Opponent		Score		RPI	S	Opponent		Score	
2	A	Louisville		2	14	26	A	UNCW		7	10	65	A	Austin Peay		4	14	121	H	Evansville		6	5
11	A	Mississippi St.		16	12	38	H	Southeast Mo. St.		3	7	65	A	Austin Peay		3	4	121	H	Evansville		2	10
						38	H	Southeast Mo. St.		1	4	65	A	Austin Peay		1	10	121	H	Evansville		0	4
						38	H	Southeast Mo. St.		1	2	77	A	Tennessee		3	4	208	A	Belmont		2	1
												83	N	VCU		12	2	208	A	Belmont		5	6
												88	A	Marshall		4	5	208	A	Belmont		5	6
												88	A	Marshall		0	6	215	H	Ohio		4	10
												94	H	Morehead St.		19	3	221	A	Lipscomb		2	3
												94	H	Morehead St.		8	6	221	A	Lipscomb		13	7
												94	H	Morehead St.		2	16	221	A	Lipscomb		2	4
																		224	N	South Dakota St.		6	4
																		224	N	South Dakota St.		10	1
																		230	A	Dayton		2	5
																		249	H	SIUE		3	7
																		249	H	SIUE		8	4
																		249	H	SIUE		12	1
																		266	H	ETSU		8	17
																		269	A	UT Martin		5	4
																		269	A	UT Martin		6	20
																		269	A	UT Martin		16	1
																		276	H	Eastern Ill.		8	7
																		276	H	Eastern Ill.		7	5
																		276	H	Eastern Ill.		9	3
																		295	H	UMES		20	2
																		295	H	UMES		4	5
																		295	H	UMES		14	3
																		295	H	UMES		17	1
LAST 15 GAMES																							
																		276	H	Eastern Ill.		8	7
																		276	H	Eastern Ill.		7	5
																		276	H	Eastern Ill.		9	3
																		77	A	Tennessee		3	4
																		65	A	Austin Peay		4	14

Non-Div. I Games:

Eastern Ky.

Eastern Ky.

65	A	Austin Peay	3	4
65	A	Austin Peay	1	10

Through Games Of May 1, 2016

RPI	S	Opponent	Score	
297	A	Alabama A&M	11	6
297	H	Alabama A&M	1	3

Eastern Ky.

E
a
s
t
e
r
n
K
y
.

E
a
s
t
e
r
n
K
y
.

Average RPI Win:	214	WON-LOST RECORD	WINNING PCT. RANK	LAST 15 GAMES	STRENGTH OF SCHEDULE	OPP. STRENGTH OF SCHEDULE	TEAM RPI	ADJ RPI	CONF. RPI	ADJ CONF. RPI		
Average RPI Loss:	95											
DIV. I ONLY		12-28-0	.3	273	3-11-0	53	179	219	.46039	218	12	12
DIV. I NON-CONF.		7-9-0	.4375	181	0-2-0	19	205	133	.50916	133	12	12
<hr/>												
TOTALS	RPI 1-25	RPI 26-50		W-L RECORDS		RPI 51-100		RPI 101-150		RPI 150+		
12-28-0	0-6-0	1-0-0		OVERALL		0-12-0		0-4-0		11-6-0		
10-14-0	0-0-0	1-0-0		HOME		0-6-0		0-3-0		9-5-0		
2-13-0	0-5-0	0-0-0		AWAY		0-6-0		0-1-0		2-1-0		
0-1-0	0-1-0	0-0-0		NEUTRAL		0-0-0		0-0-0		0-0-0		
7-9-0	0-6-0	1-0-0		NON-CONFERENCE		0-0-0		0-1-0		6-2-0		
7-2-0	0-0-0	1-0-0		HOME		0-0-0		0-0-0		6-2-0		
0-6-0	0-5-0	0-0-		AWAY		0-0-0		0-1-0		0-0-0		
0-1-0	0-1-0	0-0-0		NEUTRAL		0-0-0		0-0-0		0-0-0		
5-19-0	0-0-0	0-0-0		CONFERENCE		0-12-0		0-3-0		5-4-0		
3-12-0	0-0-0	0-0-0		HOME		0-6-0		0-3-0		3-3-0		
2-7-0	0-0-0	0-0-0		AWAY		0-6-0		0-0-0		2-1-0		
0-0-0	0-0-0	0-0-0		NEUTRAL		0-0-0		0-0-0		0-0-0		
RPI	S	Opponent	Score	RPI	S	Opponent	Score	RPI	S	Opponent	Score	
5	A	Texas A&M	4 10	50	H	Dallas Baptist	3 2	54	H	Southeastern La.	2 10	
13	N	Texas Tech	4 5					54	H	Southeastern La.	3 4	
22	A	Oklahoma St.	0 16					54	H	Southeastern La.	7 9	
22	A	Oklahoma St.	2 8					56	H	Lamar	6 16	
22	A	Oklahoma St.	4 8					56	H	Lamar	5 7	
23	A	TCU	4 6					56	H	Lamar	5 8	
								87	A	Sam Houston St.	1 2	
								87	A	Sam Houston St.	3 6	
								87	A	Sam Houston St.	1 3	
								96	A	McNeese St.	0 3	
								96	A	McNeese St.	6 10	
								96	A	McNeese St.	3 4	
										</		

Non-Div. I Games: Tex. Permian Basin 10 0

Abilene Christian

87 A Sam Houston St.	1	3
87 A Sam Houston St.	3	6

A
b
i
l
e
n
e
C
h
r
i
s
t
i
a
n

A
b
i
l
e
n
e
C
h
r
i
s
t
i
a
n

Average RPI Win: 192		WON-LOST	WINNING	LAST 15	STRENGTH OF		OPP. STRENGTH	TEAM	ADJ		CONF.	ADJ CONF.			
Average RPI Loss: 110		RECORD	PCT. RANK	GAMES	SCHEDULE		OF SCHEDULE	RPI	RPI		RPI	RPI			
DIV. I ONLY		19-22-0	.46341	182	6-9-0		202	135	216		.46023	219			
DIV. I NON-CONF.		11-9-0	.55	122	1-2-0		243	267	234		.45402	234			
TOTALS		RPI 1-25	RPI 26-50		W-L RECORDS		RPI 51-100		RPI 101-150		RPI 150+				
19-22-0		1-7-0	1-2-0		OVERALL		2-1-0		4-6-0		11-6-0				
16-13-0		1-3-0	1-2-0		HOME		1-1-0		3-3-0		10-4-0				
3-9-0		0-4-0	0-0-0		AWAY		1-0-0		1-3-0		1-2-0				
0-0-0		0-0-0	0-0-0		NEUTRAL		0-0-0		0-0-0		0-0-0				
11-9-0		1-4-0	0-0-0		NON-CONFERENCE		2-1-0		0-1-0		8-3-0				
10-7-0		1-3-0	0-0-0		HOME		1-1-0		0-0-0		8-3-0				
1-2-0		0-1-0	0-0-		AWAY		1-0-0		0-1-0		0-0-0				
0-0-0		0-0-0	0-0-0		NEUTRAL		0-0-0		0-0-0		0-0-0				
8-13-0		0-3-0	1-2-0		CONFERENCE		0-0-0		4-5-0		3-3-0				
6-6-0		0-0-0	1-2-0		HOME		0-0-0		3-3-0		2-1-0				
2-7-0		0-3-0	0-0-0		AWAY		0-0-0		1-2-0		1-2-0				
0-0-0		0-0-0	0-0-0		NEUTRAL		0-0-0		0-0-0		0-0-0				
RPI S	Opponent	Score		RPI S	Opponent	Score		RPI S	Opponent	Score		RPI S	Opponent	Score	
18 A	Georgia Tech	6	11	37 H	South Ala.	3	9	83 H	VCU	6	8	107 H	UT Arlington	5	9
18 H	Georgia Tech	5	11	37 H	South Ala.	1	2	92 A	Mercer	10	6	107 H	UT Arlington	8	7
20 A	La.-Lafayette	1	4	37 H	South Ala.	7	4	92 H	Mercer	4	3	107 H	UT Arlington	16	18
20 A	La.-Lafayette	3	7									110 A	Auburn	4	7
20 A	La.-Lafayette	2	4									124 A	Little Rock	7	5
24 H	Minnesota	4	3									124 A	Little Rock	2	15
24 H	Minnesota	0	3									124 A	Little Rock	7	9
24 H	Minnesota	6	11									143 H	Arkansas St.	1	11
												143 H	Arkansas St.	5	4
												143 H	Arkansas St.	14	6
												157 A	La.-Monroe	0	14
												157 A	La.-Monroe	3	5
												157 A	La.-Monroe	7	3
												194 H	Kennesaw St.	4	3
												251 H	Western Mich.	3	2
												253 H	Appalachian St.	5	4
												253 H	Appalachian St.	5	6
												253 H	Appalachian St.	10	0
												260 H	Purdue	3	5
												287 H	Savannah St.	6	10
												287 H	Savannah St.	4	1
												289 H	Jackson St.	11	5
												289 H	Jackson St.	12	13
												300 H	Coppin St.	17	0
												300 H	Coppin St.	12	0
												300 H	Coppin St.	13	0
												300 H	Coppin St.	22	4
LAST 15 GAMES				37 H	South Ala.	1	2	18 H	Georgia Tech	5	11	289 H	Jackson St.	12	13
				37 H	South Ala.	7	4	157 A	La.-Monroe	3	5	300 H	Coppin St.	17	0
				37 H	South Ala.	3	9	157 A	La.-Monroe	0	14	300 H	Coppin St.	12	0
				194 H	Kennesaw St.	4	3					300 H	Coppin St.	13	0
				253 H	Appalachian St.	5	4					300 H	Coppin St.	22	4

Non-Div. I Games: Fairmont St. 8 5 Fairmont St. 1 2

Georgia St.

253 H Appalachian St.	5	6
253 H Appalachian St.	10	0

G
e
o
r
g
i
a
S
t
.

G
e
o
r
g
i
a
S
t
.

Average RPI Win: 224		WON-LOST RECORD		WINNING PCT. RANK		LAST 15 GAMES		STRENGTH OF SCHEDULE		OPP. STRENGTH OF SCHEDULE		TEAM RPI		ADJ RPI		CONF. RPI		ADJ CONF. RPI	
DIV. I ONLY		18-24-0		.42857 204		6-9-0		192		282		220		.46009 220		27		27	
DIV. I NON-CONF.		8-14-0		.36364 230		1-4-0		143		291		214		.46787 214		28		28	
TOTALS		RPI 1-25		RPI 26-50		W-L RECORDS		RPI 51-100		RPI 101-150		RPI 150+							
18-24-0		0-4-0		0-0-0		OVERALL		1-1-0		2-7-0		15-12-0							
8-10-0		0-4-0		0-0-0		HOME		0-1-0		0-0-0		8-5-0							
8-11-0		0-0-0		0-0-0		AWAY		1-0-0		1-6-0		6-4-0							
2-3-0		0-0-0		0-0-0		NEUTRAL		0-0-0		1-1-0		1-2-0							
8-14-0		0-0-0		0-0-0		NON-CONFERENCE		1-1-0		1-4-0		6-9-0							
2-4-0		0-0-0		0-0-0		HOME		0-1-0		0-0-0		2-3-0							
4-7-0		0-0-0		0-0-		AWAY		1-0-0		0-3-0		3-4-0							
2-3-0		0-0-0		0-0-0		NEUTRAL		0-0-0		1-1-0		1-2-0							
10-10-0		0-4-0		0-0-0		CONFERENCE		0-0-0		1-3-0		9-3-0							
6-6-0		0-4-0		0-0-0		HOME		0-0-0		0-0-0		6-2-0							
4-4-0		0-0-0		0-0-0		AWAY		0-0-0		1-3-0		3-1-0							
0-0-0		0-0-0		0-0-0		NEUTRAL		0-0-0		0-0-0		0-0-0							
RPI	S	Opponent		Score		RPI	S	Opponent		Score		RPI	S	Opponent		Score			
25	H	Bryant		1 6							60	H	Hartford		9 11				
25	H	Bryant		4 5							61	A	UConn		8 4				
25	H	Bryant		0 7							105	A	Rhode Island		1 5				
25	H	Bryant		1 8							117	A	Sacred Heart		4 5				
					117						A	Sacred Heart		11 4					
					117						A	Sacred Heart		2 3					
					117						A	Sacred Heart		4 7					
					121						N	Evansville		9 5					
					121						N	Evansville		0 5					
					135						A	Liberty		1 5					
					135						A	Liberty		5 7					
					151						A	Navy		9 2					
					151						A	Navy		3 2					
					151						A	Navy		8 1					
					179						A	Northeastern		4 8					
					179						A	Northeastern		1 2					
					179						A	Northeastern		6 7					
					195						H	Albany (NY)		1 6					
					225						N	St. Bonaventure		2 6					
					225						N	St. Bonaventure		3 0					
					225	N	St. Bonaventure		1 8										
					231	H	Quinnipiac		5 9										
					233	H	Siena		6 5										
					270	A	Massachusetts		5 6										
					273	A	Wagner		8 2										
					273	A	Wagner		2 16										
					273	A	Wagner		2 0										
					273	A	Wagner		5 4										
					277	H	LIU Brooklyn		13 4										
					277	H	LIU Brooklyn		4 1										
					233	H	Siena		6 5										
					117	A	Sacred Heart		4 7										
					117	A	Sacred Heart		4 5										
LAST 15 GAMES																			
179 A Northeastern					6 7	233 H Siena					6 5	270 A Massachusetts					5 6		
179 A Northeastern					4 8	117 A Sacred Heart					4 7	273 A Wagner					2 16		
179 A Northeastern					1 2	117 A Sacred Heart					4 5	273 A Wagner					2 0		
277 H LIU Brooklyn					13 4							273 A Wagner					5 4		
277 H LIU Brooklyn					4 1							277 H LIU Brooklyn					13 4		

Non-Div. I Games:

Central Conn. St.

277	H	LIU Brooklyn	3	1
277	H	LIU Brooklyn	0	2

RPI	S	Opponent	Score	
277	H	LIU Brooklyn	0	2
277	H	LIU Brooklyn	4	1
277	H	LIU Brooklyn	3	1
285	H	Iona	3	6
285	H	Iona	5	4
296	H	Mt. St. Mary's	2	0
296	H	Mt. St. Mary's	19	4
296	H	Mt. St. Mary's	6	0
296	H	Mt. St. Mary's	4	6

Central Conn. St.

C
e
n
t
r
a
l
C
o
n
n
.
S
t
.

C
e
n
t
r
a
l
C
o
n
n
.
S
t
.

Average RPI Win: 234		WON-LOST	WINNING	LAST 15	STRENGTH OF		OPP. STRENGTH	TEAM	ADJ		CONF.	ADJ CONF.		
Average RPI Loss: 113		RECORD	PCT. RANK	GAMES	SCHEDULE		OF SCHEDULE	RPI	RPI		RPI	RPI		
DIV. I ONLY		23-21-0	.52273	133	7-8-0		260	200	221		.45983	221		
DIV. I NON-CONF.		16-16-0	.5	147	0-3-0		274	201	247		.44801	247		
TOTALS		RPI 1-25	RPI 26-50		W-L RECORDS		RPI 51-100		RPI 101-150		RPI 150+			
23-21-0		0-1-0	1-8-0		OVERALL		0-3-0		1-0-0		21-9-0			
22-7-0		0-0-0	1-2-0		HOME		0-1-0		1-0-0		20-4-0			
1-14-0		0-1-0	0-6-0		AWAY		0-2-0		0-0-0		1-5-0			
0-0-0		0-0-0	0-0-0		NEUTRAL		0-0-0		0-0-0		0-0-0			
16-16-0		0-1-0	0-6-0		NON-CONFERENCE		0-3-0		1-0-0		15-6-0			
16-4-0		0-0-0	0-0-0		HOME		0-1-0		1-0-0		15-3-0			
0-12-0		0-1-0	0-0-		AWAY		0-2-0		0-0-0		0-3-0			
0-0-0		0-0-0	0-0-0		NEUTRAL		0-0-0		0-0-0		0-0-0			
7-5-0		0-0-0	1-2-0		CONFERENCE		0-0-0		0-0-0		6-3-0			
6-3-0		0-0-0	1-2-0		HOME		0-0-0		0-0-0		5-1-0			
1-2-0		0-0-0	0-0-0		AWAY		0-0-0		0-0-0		1-2-0			
0-0-0		0-0-0	0-0-0		NEUTRAL		0-0-0		0-0-0		0-0-0			
RPI	S	Opponent	Score		RPI	S	Opponent	Score		RPI	S	Opponent	Score	
12	A	Vanderbilt	3	4	28	A	Georgia	2	8	65	A	Austin Peay	8	11
					28	A	Georgia	8	9	90	A	Western Ky.	0	6
					28	A	Georgia	0	1	90	H	Western Ky.	3	4
					46	H	Jacksonville	0	2					
					46	H	Jacksonville	5	7					
					46	H	Jacksonville	9	1					
					50	A	Dallas Baptist	1	9					
					50	A	Dallas Baptist	3	10					
					50	A	Dallas Baptist	5	6					
LAST 15 GAMES					LAST 15 GAMES					LAST 15 GAMES				
					259	H	NJIT	22	12	65	A	Austin Peay	8	11
					259	H	NJIT	12	11	46	H	Jacksonville	9	1
					259	H	NJIT	11	2	46	H	Jacksonville	0	2
					90	H	Western Ky.	3	4					
					194	A	Kennesaw St.	11	9					

Non-Div. I Games:

Lipscomb

194	A	Kennesaw St.	0	4
194	A	Kennesaw St.	1	10

RPI	S	Opponent	Score	
297	H	Alabama A&M	10	3
299	H	Mississippi Val.	7	1
299	H	Mississippi Val.	11	1
299	H	Mississippi Val.	16	3

Lipscomb

L
i
p
s
c
o
m
b

L
i
p
s
c
o
m
b

Average RPI Win:	158	WON-LOST	WINNING	LAST 15	STRENGTH OF	OPP. STRENGTH	TEAM	ADJ	CONF.	ADJ CONF.	
Average RPI Loss:	127	RECORD	PCT. RANK	GAMES	SCHEDULE	OF SCHEDULE	RPI	RPI	RPI	RPI	
DIV. I ONLY	17-24-0	.41463	218	7-8-0	215	112	222	.4597	222	9	9
DIV. I NON-CONF.	9-14-0	.3913	214	2-4-0	282	165	275	.42467	274	8	8
<hr/>											
TOTALS	RPI 1-25	RPI 26-50		W-L RECORDS	RPI 51-100		RPI 101-150		RPI 150+		
17-24-0	0-0-0	2-7-0		OVERALL	4-8-0		2-1-0		9-8-0		
11-12-0	0-0-0	0-3-0		HOME	3-4-0		2-0-0		6-5-0		
6-12-0	0-0-0	2-4-0		AWAY	1-4-0		0-1-0		3-3-0		
0-0-0	0-0-0	0-0-0		NEUTRAL	0-0-0		0-0-0		0-0-0		
<hr/>											
9-14-0	0-0-0	1-2-0		NON-CONFERENCE	2-4-0		0-0-0		6-8-0		
7-5-0	0-0-0	0-0-0		HOME	1-0-0		0-0-0		6-5-0		
2-9-0	0-0-0	1-0-		AWAY	1-4-0		0-0-0		0-3-0		
0-0-0	0-0-0	0-0-0		NEUTRAL	0-0-0		0-0-0		0-0-0		
<hr/>											
8-10-0	0-0-0	1-5-0		CONFERENCE	2-4-0		2-1-0		3-0-0		
4-7-0	0-0-0	0-3-0		HOME	2-4-0		2-0-0		0-0-0		
4-3-0	0-0-0	1-2-0		AWAY	0-0-0		0-1-0		3-0-0		
0-0-0	0-0-0	0-0-0		NEUTRAL	0-0-0		0-0-0		0-0-0		
<hr/>											
RPI	S	Opponent	Score	RPI	S	Opponent	Score	RPI	S	Opponent	Score
				33	A	Washington	2 6	57	H	St. Mary's (CA)	2 14
				33	A	Washington	2 6	57	H	St. Mary's (CA)	6 2
				33	A	Washington	6 3	57	H	St. Mary's (CA)	4 9
				36	A	BYU	3 19	72	A	Fresno St.	7 3
				36	A	BYU	4 11	72	H	Fresno St.	15 6
				36	A	BYU	10 8	86	A	Cal Poly	6 7
				45	H	Gonzaga	0 6	86	A	Cal Poly	3 6
				45	H	Gonzaga	3 5	86	A	Cal Poly	2 19
				45	H	Gonzaga	5 10	86	A	Cal Poly	2 6
								93	H	Loyola Marymount	7 1
								93	H	Loyola Marymount	4 7
								93	H	Loyola Marymount	1 9
				LAST 15 GAMES							
				252	A	UC Davis	5 9	154	H	Sacramento St.	6 3
				252	H	UC Davis	4 7	197	A	Portland	3 2
				252	A	UC Davis	4 9	197	A	Portland	10 6
				211	H	San Jose St.	7 9				
				93	H	Loyola Marymount	4 7				

Non-Div. I Games:

Pacific

93 H Loyola Marymount	1	9
93 H Loyola Marymount	7	1

P
a
c
i
f
i
c

P
a
c
i
f
i
c

26	A	UNCW	2	6
26	A	UNCW	2	7

RPI	S	Opponent	Score	
228	N	Harvard	6	5
274	A	George Mason	3	10
283	A	Norfolk St.	7	13
283	A	Norfolk St.	7	12
283	A	Norfolk St.	6	3
293	A	Delaware St.	8	1
293	H	Delaware St.	18	4
296	H	Mt. St. Mary's	8	7
300	H	Coppin St.	8	7

Towson

T
O
W
S
O
N

T
O
W
S
O
N

Average RPI Win: 210		WON-LOST	WINNING	LAST 15	STRENGTH OF		OPP. STRENGTH	TEAM	ADJ		CONF.	ADJ CONF.
Average RPI Loss: 145		RECORD	PCT. RANK	GAMES	SCHEDULE		OF SCHEDULE	RPI	RPI		RPI	RPI
DIV. I ONLY		14-26-0	.35	246	6-7-0		189	234	224		22	22
DIV. I NON-CONF.		3-16-0	.15789	289	0-2-0		122	216	267		21	21
TOTALS		RPI 1-25	RPI 26-50		W-L RECORDS		RPI 51-100		RPI 101-150		RPI 150+	
14-26-0		0-4-0	0-3-0		OVERALL		1-3-0		0-0-0		13-16-0	
6-4-0		0-0-0	0-0-0		HOME		0-0-0		0-0-0		6-4-0	
8-16-0		0-4-0	0-1-0		AWAY		1-2-0		0-0-0		7-9-0	
0-6-0		0-0-0	0-2-0		NEUTRAL		0-1-0		0-0-0		0-3-0	
3-16-0		0-4-0	0-3-0		NON-CONFERENCE		0-1-0		0-0-0		3-8-0	
1-0-0		0-0-0	0-0-0		HOME		0-0-0		0-0-0		1-0-0	
2-10-0		0-4-0	0-0-		AWAY		0-0-0		0-0-0		2-5-0	
0-6-0		0-0-0	0-2-0		NEUTRAL		0-1-0		0-0-0		0-3-0	
11-10-0		0-0-0	0-0-0		CONFERENCE		1-2-0		0-0-0		10-8-0	
5-4-0		0-0-0	0-0-0		HOME		0-0-0		0-0-0		5-4-0	
6-6-0		0-0-0	0-0-0		AWAY		1-2-0		0-0-0		5-4-0	
0-0-0		0-0-0	0-0-0		NEUTRAL		0-0-0		0-0-0		0-0-0	
RPI S	Opponent	Score	RPI S	Opponent	Score	RPI S	Opponent	Score	RPI S	Opponent	Score	
11 A	Mississippi St.	4 17	26 A	UNCW	5 15	73 A	Oral Roberts	3 2	152 H	North Dakota St.	14 7	
11 A	Mississippi St.	5 15	29 N	Fla. Atlantic	5 11	73 A	Oral Roberts	1 9	152 H	North Dakota St.	5 2	
21 A	Creighton	5 6	29 N	Fla. Atlantic	2 4	73 A	Oral Roberts	3 13	152 H	North Dakota St.	11 3	
24 A	Minnesota	3 7				83 N	VCU	8 14	154 A	Sacramento St.	7 10	
									154 A	Sacramento St.	3 11	
									154 N	Sacramento St.	0 4	
									190 A	Omaha	9 10	
									190 A	Omaha	15 3	
									190 A	Omaha	1 4	
									190 H	Omaha	3 10	
									190 H	Omaha	6 19	
									190 H	Omaha	9 4	
									217 N	Eastern Ky.	4 6	
									217 N	Eastern Ky.	1 10	
									222 A	Pacific	2 5	
									232 A	IPFW	10 6	
									232 A	IPFW	18 5	
									232 A	IPFW	9 3	
									248 A	Western Ill.	11 3	
									248 A	Western Ill.	2 3	
									248 A	Western Ill.	0 2	
									248 H	Western Ill.	1 5	
									248 H	Western Ill.	1 3	
									248 H	Western Ill.	6 3	
									252 A	UC Davis	4 5	
									278 A	Northern Colo.	8 3	
									278 A	Northern Colo.	6 7	
Non-Div. I Games:			Dakota St.	12 6	Dakota Wesleyan	7 4	Mayville St.	8 1	South Dakota St.			

S
o
u
t
h
D
a
k
o
t
a
S
t
.

S
o
u
t
h
D
a
k
o
t
a
S
t
.

South Dakota St.

190 A Omaha	1	4
152 H North Dakota St.	5	2

Through Games Of May 1, 2016

RPI	S	Opponent	Score	
278	A	Northern Colo.	11	3
281	H	North Dakota	5	3

South Dakota St.

S
o
u
t
h
D
a
k
o
t
a
S
t
.

S
o
u
t
h
D
a
k
o
t
a
S
t
.

Average RPI Win:	245	WON-LOST	WINNING	LAST 15	STRENGTH OF	OPP. STRENGTH	TEAM	ADJ	CONF.	ADJ CONF.	
Average RPI Loss:	188	RECORD	PCT. RANK	GAMES	SCHEDULE	OF SCHEDULE	RPI	RPI	RPI	RPI	
DIV. I ONLY	20-17-1	.53947	119	8-7-0	294	243	225	.4577	225	24	24
DIV. I NON-CONF.	14-8-1	.63043	67	2-1-0	300	261	211	.46902	211	26	26
TOTALS	RPI 1-25	RPI 26-50	W-L RECORDS		RPI 51-100	RPI 101-150		RPI 150+			
20-17-1	0-0-0	0-0-0	OVERALL		0-3-0	0-3-0		20-11-1			
7-3-1	0-0-0	0-0-0	HOME		0-0-0	0-0-0		7-3-1			
7-13-0	0-0-0	0-0-0	AWAY		0-3-0	0-3-0		7-7-0			
6-1-0	0-0-0	0-0-0	NEUTRAL		0-0-0	0-0-0		6-1-0			
14-8-1	0-0-0	0-0-0	NON-CONFERENCE		0-0-0	0-0-0		14-8-1			
3-1-1	0-0-0	0-0-0	HOME		0-0-0	0-0-0		3-1-1			
5-6-0	0-0-0	0-0-	AWAY		0-0-0	0-0-0		5-6-0			
6-1-0	0-0-0	0-0-0	NEUTRAL		0-0-0	0-0-0		6-1-0			
6-9-0	0-0-0	0-0-0	CONFERENCE		0-3-0	0-3-0		6-3-0			
4-2-0	0-0-0	0-0-0	HOME		0-0-0	0-0-0		4-2-0			
2-7-0	0-0-0	0-0-0	AWAY		0-3-0	0-3-0		2-1-0			
0-0-0	0-0-0	0-0-0	NEUTRAL		0-0-0	0-0-0		0-0-0			
RPI S	Opponent	Score	RPI S	Opponent	Score	RPI S	Opponent	Score	RPI S	Opponent	Score
						83 A VCU	5	6	105 A Rhode Island	1	3
						83 A VCU	1	4	105 A Rhode Island	1	4
						83 A VCU	2	3	105 A Rhode Island	3	6
									152 N North Dakota St.	6	1
									152 N North Dakota St.	2	0
									204 A James Madison	5	7
									204 A James Madison	1	4
									220 N Central Conn. St.	6	2
									220 N Central Conn. St.	8	1
									220 N Central Conn. St.	0	3
									226 A Niagara	3	5
									226 A Niagara	8	3
									226 H Niagara	3	4
									226 H Niagara	1	1
									230 A Dayton	12	13
									230 A Dayton	6	3
									230 A Dayton	4	3
									243 N Maine	4	3
									243 N Maine	9	2
									250 A Villanova	3	7
									250 A Villanova	2	5
									255 A Buffalo	6	1
									255 H Buffalo	9	2
									255 H Buffalo	2	1
									270 H Massachusetts	2	3
									270 H Massachusetts	5	3
									270 H Massachusetts	7	3
			</								

Non-Div. I Games:

St. Bonaventure

105	A	Rhode Island	1	3
105	A	Rhode Island	1	4

RPI	S	Opponent	Score	
271	H	Bucknell	6	4
272	H	La Salle	3	1
272	H	La Salle	6	3
272	H	La Salle	5	6
287	A	Savannah St.	7	4
287	A	Savannah St.	10	1
287	A	Savannah St.	1	7
287	A	Savannah St.	9	2

St. Bonaventure

S
t
.
B
o
n
a
v
e
n
t
u
r
e

S
t
.
B
o
n
a
v
e
n
t
u
r
e

Average RPI Win:		249	WON-LOST RECORD		WINNING PCT. RANK		LAST 15 GAMES		STRENGTH OF SCHEDULE		OPP. STRENGTH OF SCHEDULE		TEAM RPI		ADJ RPI		CONF. RPI		ADJ CONF. RPI	
DIV. I ONLY			15-26-1		.36905 235		7-8-0		230		267		226		.45746 226		29		29	
DIV. I NON-CONF.			5-18-1		.22917 276		1-1-0		43		239		218		.46519 217		25		25	
TOTALS		RPI 1-25		RPI 26-50		W-L RECORDS		RPI 51-100		RPI 101-150		RPI 150+								
15-26-1		0-1-0		0-6-0		OVERALL		0-3-0		1-4-0		14-12-1								
3-5-1		0-0-0		0-1-0		HOME		0-0-0		0-0-0		3-4-1								
11-16-0		0-1-0		0-3-0		AWAY		0-0-0		1-4-0		10-8-0								
1-5-0		0-0-0		0-2-0		NEUTRAL		0-3-0		0-0-0		1-0-0								
5-18-1		0-1-0		0-6-0		NON-CONFERENCE		0-3-0		1-4-0		4-4-1								
1-3-1		0-0-0		0-1-0		HOME		0-0-0		0-0-0		1-2-1								
3-10-0		0-1-0		0-0-		AWAY		0-0-0		1-4-0		2-2-0								
1-5-0		0-0-0		0-2-0		NEUTRAL		0-3-0		0-0-0		1-0-0								
10-8-0		0-0-0		0-0-0		CONFERENCE		0-0-0		0-0-0		10-8-0								
2-2-0		0-0-0		0-0-0		HOME		0-0-0		0-0-0		2-2-0								
8-6-0		0-0-0		0-0-0		AWAY		0-0-0		0-0-0		8-6-0								
0-0-0		0-0-0		0-0-0		NEUTRAL		0-0-0		0-0-0		0-0-0								
RPI	S	Opponent		Score		RPI	S	Opponent		Score		RPI	S	Opponent		Score				
8	A	North Carolina St.		1	7	36	A	BYU		1	14	53	N	Alabama		4	8			
						36	A	BYU		10	14	68	N	Notre Dame		4	5			
						36	A	BYU		3	15	97	N	Ohio St.		7	10			
						36	H	BYU		2	14									
						44	N	Pittsburgh		4	5									
						44	N	Pittsburgh		10	19									
								LAST 15 GAMES												
						285	A	Iona		15	5	225	H	St. Bonaventure		5	3			
						285	A	Iona		18	5	196	A	Fairfield		2	4			
						285	A	Iona		1	0	196	A	Fairfield		3	9			
						241	H	Rider		5	14									
						241	H	Rider		1	9									
												241	H	Rider		5	14			
												244	N	Toledo		4	3			
												267	A	N.C. Central		3	7			
												267	A	N.C. Central		12	11			
												267	A	N.C. Central		10	13			
												267	H	N.C. Central		6	10			
												285	A	Iona		18	5			

Non-Div. I Games:

Niagara

241	H	Rider	3	0
225	H	St. Bonaventure	3	8

RPI	S	Opponent	Score	
285	A	Iona	15	5
285	A	Iona	1	0
292	A	Saint Peter's	21	2
292	A	Saint Peter's	11	0
292	H	Saint Peter's	13	0

**M
e
m
p
h
i
s**

Memphis

109	A	Cincinnati	6	2
109	A	Cincinnati	4	16

RPI	S	Opponent	Score	
280	H	Ark.-Pine Bluff	6	5

Memphis

M
e
m
p
h
i
s

M
e
m
p
h
i
s

H
a
r
v
a
r
d

Harvard

236	H	Brown	4	3
236	H	Brown	2	1

RPI	S	Opponent	Score	
245	N	Army West Point	5	3
270	N	Massachusetts	5	1
270	N	Massachusetts	9	5
270	N	Massachusetts	2	6
292	N	Saint Peter's	7	1

Harvard

H
a
r
v
a
r
d

H
a
r
v
a
r
d

Average RPI Win: 211		WON-LOST	WINNING	LAST 15	STRENGTH OF		OPP. STRENGTH	TEAM	ADJ	CONF.	ADJ CONF.
Average RPI Loss: 111		RECORD	PCT. RANK	GAMES	SCHEDULE		OF SCHEDULE	RPI	RPI	RPI	RPI
DIV. I ONLY		13-28-0	.31707	269	3-12-0		164	124	228	.45426	229
DIV. I NON-CONF.		8-10-0	.44444	179	2-0-0		255	170	217	.46431	221
TOTALS		RPI 1-25	RPI 26-50		W-L RECORDS		RPI 51-100		RPI 101-150		RPI 150+
13-28-0		0-1-0	0-3-0		OVERALL		0-10-0		3-6-0		10-8-0
6-12-0		0-0-0	0-0-0		HOME		0-7-0		0-1-0		6-4-0
7-16-0		0-1-0	0-3-0		AWAY		0-3-0		3-5-0		4-4-0
0-0-0		0-0-0	0-0-0		NEUTRAL		0-0-0		0-0-0		0-0-0
8-10-0		0-1-0	0-0-0		NON-CONFERENCE		0-1-0		2-4-0		6-4-0
3-5-0		0-0-0	0-0-0		HOME		0-1-0		0-1-0		3-3-0
5-5-0		0-1-0	0-0-		AWAY		0-0-0		2-3-0		3-1-0
0-0-0		0-0-0	0-0-0		NEUTRAL		0-0-0		0-0-0		0-0-0
5-18-0		0-0-0	0-3-0		CONFERENCE		0-9-0		1-2-0		4-4-0
3-7-0		0-0-0	0-0-0		HOME		0-6-0		0-0-0		3-1-0
2-11-0		0-0-0	0-3-0		AWAY		0-3-0		1-2-0		1-3-0
0-0-0		0-0-0	0-0-0		NEUTRAL		0-0-0		0-0-0		0-0-0
RPI S	Opponent	Score	RPI S	Opponent	Score	RPI S	Opponent	Score	RPI S	Opponent	Score
5 A	Texas A&M	3 13	48 A	Northwestern St.	3 4	51 H	Michigan St.	3 9	107 A	UT Arlington	4 10
			48 A	Northwestern St.	5 6	54 A	Southeastern La.	1 3	107 A	UT Arlington	1 7
			48 A	Northwestern St.	2 4	54 A	Southeastern La.	0 4	107 A	UT Arlington	8 6
						54 A	Southeastern La.	0 5	107 A	UT Arlington	2 6
						56 H	Lamar	0 1	123 H	UCF	3 4
						56 H	Lamar	12 15	125 A	Texas	5 0
						56 H	Lamar	1 5	128 A	SFA	6 7
						66 H	New Orleans	2 4	128 A	SFA	11 9
						66 H	New Orleans	3 7	128 A	SFA	2 3
						66 H	New Orleans	6 9	161 A	UTSA	12 4
									161 H	UTSA	3 6
									169 A	Texas St.	1 4
									169 H	Texas St.	0 11
									184 H	Houston Baptist	5 4
									199 H	Nicholls St.	1 4
									199 H	Nicholls St.	5 4
									199 H	Nicholls St.	8 0
									218 A	Abilene Christian	0 4
									218 A	Abilene Christian	0 4
									218 A	Abilene Christian	11 4
									264 A	Incarnate Word	4 5
									279 A	UTRGV	6 3
									279 A	UTRGV	9 2
									279 H	UTRGV	5 4
									291 H	Chicago St.	8 6
									291 H	Chicago St.	1 7
									291 H	Chicago St.	6 2

Non-Div. I Games: Houston-Victoria 15 5 Houston-Victoria 5 9

A&M-Corpus Christi

66 H New Orleans	2	4
66 H New Orleans	3	7

A
&
M
-
C
o
r
p
u
s
C
h
r
i
s
t
i

A
&
M
-
C
o
r
p
u
s
C
h
r
i
s
t
i

Average RPI Win: 195		WON-LOST	WINNING	LAST 15	STRENGTH OF		OPP. STRENGTH	TEAM	ADJ		CONF.	ADJ CONF.
Average RPI Loss: 162		RECORD	PCT. RANK	GAMES	SCHEDULE		OF SCHEDULE	RPI	RPI		RPI	RPI
DIV. I ONLY		16-29-0	.35556	244	7-8-0		187	242	230		24	24
DIV. I NON-CONF.		11-19-0	.36667	228	4-4-0		184	209	212		26	26
TOTALS		RPI 1-25	RPI 26-50		W-L RECORDS		RPI 51-100		RPI 101-150		RPI 150+	
16-29-0		0-0-0	0-2-0		OVERALL		2-5-0		2-5-0		12-17-0	
7-11-0		0-0-0	0-0-0		HOME		0-1-0		2-1-0		5-9-0	
9-16-0		0-0-0	0-1-0		AWAY		2-4-0		0-4-0		7-7-0	
0-2-0		0-0-0	0-1-0		NEUTRAL		0-0-0		0-0-0		0-1-0	
11-19-0		0-0-0	0-2-0		NON-CONFERENCE		1-3-0		2-5-0		8-9-0	
5-4-0		0-0-0	0-0-0		HOME		0-1-0		2-1-0		3-2-0	
6-13-0		0-0-0	0-0-		AWAY		1-2-0		0-4-0		5-6-0	
0-2-0		0-0-0	0-1-0		NEUTRAL		0-0-0		0-0-0		0-1-0	
5-10-0		0-0-0	0-0-0		CONFERENCE		1-2-0		0-0-0		4-8-0	
2-7-0		0-0-0	0-0-0		HOME		0-0-0		0-0-0		2-7-0	
3-3-0		0-0-0	0-0-0		AWAY		1-2-0		0-0-0		2-1-0	
0-0-0		0-0-0	0-0-0		NEUTRAL		0-0-0		0-0-0		0-0-0	
RPI S	Opponent	Score	RPI S	Opponent	Score	RPI S	Opponent	Score	RPI S	Opponent	Score	
			40 A	Kentucky	3 5	63 A	High Point	9 10	132 A	Furman	1 8	
			40 N	Kentucky	2 15	63 A	High Point	0 3	132 A	Furman	3 9	
						63 A	High Point	5 1	132 A	Furman	2 5	
						69 H	Wright St.	0 1	134 A	Miami (OH)	3 7	
						83 A	VCU	2 9	134 H	Miami (OH)	11 8	
						83 A	VCU	8 3	136 H	Oakland	4 6	
						83 A	VCU	3 5	136 H	Oakland	3 0	
									159 A	Wofford	9 5	
									159 A	Wofford	5 10	
									159 A	Wofford	6 4	
									164 A	Ball St.	3 9	
									164 A	Ball St.	0 10	
									164 A	Ball St.	3 1	
									164 A	Ball St.	1 6	
									172 N	Stony Brook	6 11	
									175 H	Eastern Mich.	6 7	
									201 H	George Washington	2 4	
									201 H	George Washington	2 1	
									201 H	George Washington	2 6	
									215 H	Ohio	3 4	
									217 H	Eastern Ky.	5 2	
									225 H	St. Bonaventure	13 12	
									225 H	St. Bonaventure	3 6	
									225 H	St. Bonaventure	3 4	
									235 A	USC Upstate	4 6	
									238 A	Northern Ky.	3 4	
									244 A	Toledo	12 10	
LAST 15 GAMES			159 A	Wofford	5 10	238 A	Northern Ky.	3 4				
			159 A	Wofford	9 5	244 A	Toledo	12 10				
			159 A	Wofford	6 4	225 H	St. Bonaventure	13 12				
			40 A	Kentucky	3 5							
			201 H	George Washington	2 6							

Non-Div. I Games:

Dayton

201	H	George Washington	2	1
201	H	George Washington	2	4

RPI	S	Opponent	Score	
244	H	Toledo	14	6
263	H	Saint Louis	2	7
263	H	Saint Louis	1	5
263	H	Saint Louis	3	5
268	A	Bowling Green	13	2
274	A	George Mason	2	8
274	A	George Mason	9	6
274	A	George Mason	9	2
282	H	Butler	3	0

Quinnipiac

Through Games Of May 1, 2016

Average RPI Win:	204	WON-LOST RECORD	WINNING PCT. RANK	LAST 15 GAMES	STRENGTH OF SCHEDULE	OPP. STRENGTH OF SCHEDULE	TEAM RPI	ADJ RPI	CONF. RPI	ADJ CONF. RPI					
DIV. I ONLY		17-26-0	.39535	224	8-7-0	268	195	231	.45373	231	29	29			
DIV. I NON-CONF.		11-17-0	.39286	212	3-3-0	232	134	177	.48679	177	25	25			
<hr/>															
TOTALS	RPI 1-25	RPI 26-50		W-L RECORDS		RPI 51-100		RPI 101-150		RPI 150+					
17-26-0	0-0-0	0-0-0		OVERALL		3-6-0		1-6-0		13-14-0					
6-6-0	0-0-0	0-0-0		HOME		0-1-0		0-3-0		6-2-0					
11-20-0	0-0-0	0-0-0		AWAY		3-5-0		1-3-0		7-12-0					
0-0-0	0-0-0	0-0-0		NEUTRAL		0-0-0		0-0-0		0-0-0					
<hr/>															
11-17-0	0-0-0	0-0-0		NON-CONFERENCE		3-6-0		1-3-0		7-8-0					
1-2-0	0-0-0	0-0-0		HOME		0-1-0		0-0-0		1-1-0					
10-15-0	0-0-0	0-0-		AWAY		3-5-0		1-3-0		6-7-0					
0-0-0	0-0-0	0-0-0		NEUTRAL		0-0-0		0-0-0		0-0-0					
<hr/>															
6-9-0	0-0-0	0-0-0		CONFERENCE		0-0-0		0-3-0		6-6-0					
5-4-0	0-0-0	0-0-0		HOME		0-0-0		0-3-0		5-1-0					
1-5-0	0-0-0	0-0-0		AWAY		0-0-0		0-0-0		1-5-0					
0-0-0	0-0-0	0-0-0		NEUTRAL		0-0-0		0-0-0		0-0-0					
<hr/>															
RPI	S	Opponent	Score	RPI	S	Opponent	Score	RPI	S	Opponent	Score				
				55 A North Florida				3	0	105 A Rhode Island				2	1
				55 A North Florida				5	6	111 A Seton Hall				1	4
				55 A North Florida				8	12	111 A Seton Hall				1	5
				60 A Hartford				7	5	111 A Seton Hall				2	14
				60 H Hartford				5	11	141 H Monmouth				3	5
				99 A FGCU				3	10	141 H Monmouth				1	5
				99 A FGCU				10	9	141 H Monmouth				0	4
				99 A FGCU				4	10	179 A Northeastern				9	12
				99 A FGCU				4	8	187 A Virginia Tech				4	2
										187 A Virginia Tech				2	5
										187 A Virginia Tech				4	13
										187 A Virginia Tech				3	4
										192 A Bethune-Cookman				3	8
										195 A Albany (NY)				14	24
										207 H Manhattan				5	3
										207 H Manhattan				10	4
										207 H Manhattan				11	17
										210 A Dartmouth				5	4
										212 H Yale				6	8
										220 A Central Conn. St.				9	5
										233 A Siena				7	8
										233 A Siena				2	3
										233 A Siena				7	0
										237 A Marist				2	5
						237 A Marist				0	6				
						237 A Marist				2	4				
						253 A Appalachian St.				4	3				
<hr/>															
				LAST 15 GAMES											
				141 H Monmouth				1	5	207 H Manhattan				5	3
				141 H Monmouth				3	5	105 A Rhode Island				2	1
				141 H Monmouth				0	4	195 A Albany (NY)				14	24
				270 H Massachusetts				7	0						
				60 H Hartford				5	11						

Non-Div. I Games:

Quinnipiac

207	H	Manhattan	10	4
207	H	Manhattan	11	17

RPI	S	Opponent	Score	
253	A	Appalachian St.	7	10
253	A	Appalachian St.	7	2
253	A	Appalachian St.	3	2
270	H	Massachusetts	7	0
285	H	Iona	4	3
285	H	Iona	2	0
285	H	Iona	3	2

Quinnipiac

Q
u
i
n
n
i
p
i
a
c

Q
u
i
n
n
i
p
i
a
c

Average RPI Win: 216		WON-LOST RECORD	WINNING PCT. RANK		LAST 15 GAMES	STRENGTH OF SCHEDULE	OPP. STRENGTH OF SCHEDULE	TEAM RPI	ADJ RPI	CONF. RPI	ADJ CONF. RPI		
Average RPI Loss: 184													
DIV. I ONLY		17-23-0	.425	206	6-7-0	280	261	232	.45295	232	22	22	
DIV. I NON-CONF.		11-8-0	.57895	99	1-0-0	299	289	199	.47402	199	21	21	
<hr/>													
TOTALS		RPI 1-25		RPI 26-50		W-L RECORDS		RPI 51-100		RPI 101-150		RPI 150+	
17-23-0		0-0-0		0-0-0		OVERALL		2-4-0		3-1-0		12-18-0	
3-7-0		0-0-0		0-0-0		HOME		1-2-0		0-0-0		2-5-0	
14-16-0		0-0-0		0-0-0		AWAY		1-2-0		3-1-0		10-13-0	
0-0-0		0-0-0		0-0-0		NEUTRAL		0-0-0		0-0-0		0-0-0	
11-8-0		0-0-0		0-0-0		NON-CONFERENCE		0-0-0		3-1-0		8-7-0	
1-0-0		0-0-0		0-0-0		HOME		0-0-0		0-0-0		1-0-0	
10-8-0		0-0-0		0-0-		AWAY		0-0-0		3-1-0		7-7-0	
0-0-0		0-0-0		0-0-0		NEUTRAL		0-0-0		0-0-0		0-0-0	
6-15-0		0-0-0		0-0-0		CONFERENCE		2-4-0		0-0-0		4-11-0	
2-7-0		0-0-0		0-0-0		HOME		1-2-0		0-0-0		1-5-0	
4-8-0		0-0-0		0-0-0		AWAY		1-2-0		0-0-0		3-6-0	
0-0-0		0-0-0		0-0-0		NEUTRAL		0-0-0		0-0-0		0-0-0	
RPI	S	Opponent	Score	RPI	S	Opponent	Score	RPI	S	Opponent	Score		
								73	A	Oral Roberts	6	3	
								73	A	Oral Roberts	0	15	
								73	A	Oral Roberts	2	5	
								73	H	Oral Roberts	4	10	
								73	H	Oral Roberts	4	2	
								73	H	Oral Roberts	6	14	
										124	A	Little Rock	
										124	A	Little Rock	
										124	A	Little Rock	
										124	A	Little Rock	
										152	A	North Dakota St.	
										152	A	North Dakota St.	
										152	A	North Dakota St.	
										186	A	Murray St.	
										190	A	Omaha	
										190	A	Omaha	
										190	A	Omaha	
										190	A	Omaha	
										190	H	Omaha	
										190	H	Omaha	
										190	H	Omaha	
										215	A	Ohio	
										215	A	Ohio	
										215	A	Ohio	
										224	H	South Dakota St.	
										224	H	South Dakota St.	
										224	H	South Dakota St.	
										248	A	Western Ill.	
										248	A	Western Ill.	
										248	A	Western Ill.	
										269	A	UT Martin	
										269	A	UT Martin	
										269	A	UT Martin	
										269	A	UT Martin	
										269	A	UT Martin	
LAST 15 GAMES													
				190	H	Omaha	2	3	248	A	Western Ill.	11	5
				190	H	Omaha	2	0	248	A	Western Ill.	9	1
				190	H	Omaha	1	3	282	H	Butler	1	0
				73	H	Oral Roberts	6	14					
				73	H	Oral Roberts	4	2					

Non-Div. I Games: St. Francis (IN) 3 2 Ind.-South Bend 10 0 Cleary 5 1 Goshen 10 2
IPFW

IPFW

73	H	Oral Roberts	4	10
248	A	Western Ill.	8	1

Through Games Of May 1, 2016

RPI	S	Opponent	Score	
282	A	Butler	1	4
282	H	Butler	1	0
291	A	Chicago St.	5	4
297	A	Alabama A&M	4	6
297	A	Alabama A&M	8	1
297	A	Alabama A&M	7	6
297	A	Alabama A&M	9	7

IPFW

I
P
F
W

I
P
F
W

Average RPI Win:	205	WON-LOST RECORD	WINNING PCT. RANK	LAST 15 GAMES	STRENGTH OF SCHEDULE	OPP. STRENGTH OF SCHEDULE	TEAM RPI	ADJ RPI	CONF. RPI	ADJ CONF. RPI		
Average RPI Loss:	185											
DIV. I ONLY		15-27-0	.35714	241	7-8-0	254	251	233	.45275	233	29	29
DIV. I NON-CONF.		6-21-0	.22222	277	2-5-0	256	221	272	.42711	271	25	25
<hr/>												
TOTALS	RPI 1-25	RPI 26-50		W-L RECORDS		RPI 51-100		RPI 101-150		RPI 150+		
15-27-0	0-0-0	0-0-0		OVERALL		1-4-0		2-4-0		12-19-0		
3-6-0	0-0-0	0-0-0		HOME		0-0-0		0-0-0		3-6-0		
12-21-0	0-0-0	0-0-0		AWAY		1-4-0		2-4-0		9-13-0		
0-0-0	0-0-0	0-0-0		NEUTRAL		0-0-0		0-0-0		0-0-0		
6-21-0	0-0-0	0-0-0		NON-CONFERENCE		1-4-0		0-3-0		5-14-0		
0-3-0	0-0-0	0-0-0		HOME		0-0-0		0-0-0		0-3-0		
6-18-0	0-0-0	0-0-		AWAY		1-4-0		0-3-0		5-11-0		
0-0-0	0-0-0	0-0-0		NEUTRAL		0-0-0		0-0-0		0-0-0		
9-6-0	0-0-0	0-0-0		CONFERENCE		0-0-0		2-1-0		7-5-0		
3-3-0	0-0-0	0-0-0		HOME		0-0-0		0-0-0		3-3-0		
6-3-0	0-0-0	0-0-0		AWAY		0-0-0		2-1-0		4-2-0		
0-0-0	0-0-0	0-0-0		NEUTRAL		0-0-0		0-0-0		0-0-0		
RPI	S	Opponent	Score	RPI	S	Opponent	Score	RPI	S	Opponent	Score	
						82 A	Indiana St.	3		123 A	UCF	
						82 A	Indiana St.	3		123 A	UCF	
						82 A	Indiana St.	3		123 A	UCF	
						94 A	Morehead St.	4		141 A	Monmouth	
						94 A	Morehead St.	7		141 A	Monmouth	
										141 A	Monmouth	
										159 A	Stetson	
										159 A	Stetson	
										173 A	Delaware	
										173 A	Delaware	
										173 A	Delaware	
										175 H	Holy Cross	
										188 A	Canisius	
										188 A	Canisius	
										188 A	Canisius	
										203 A	Fordham	
										210 A	Dartmouth	
										220 A	Central Conn. St.	
										226 H	Niagara	
										226 H	Niagara	
										226 H	Niagara	
										231 H	Quinnipiac	
										231 H	Quinnipiac	
										231 H	Quinnipiac	
										236 H	Brown	
										236 H	Brown	
										241 A	Rider	
LAST 15 GAMES												
						241 A	Rider	7		175 H	Holy Cross	
						241 A	Rider	5		220 A	Central Conn. St.	
						241 A	Rider	5		141 A	Monmouth	
						210 A	Dartmouth	3				
						173 A	Delaware	9				

Non-Div. I Games:

Siena

173	A	Delaware	2	6
173	A	Delaware	4	11

RPI	S	Opponent	Score	
241	A	Rider	7	20
241	A	Rider	5	2
245	A	Army West Point	13	6
247	A	The Citadel	4	6
247	A	The Citadel	2	3
247	A	The Citadel	2	14
257	A	Fairleigh Dickinson	6	10
274	A	George Mason	5	3
274	A	George Mason	19	7
274	A	George Mason	2	5

Average RPI Win: 207		WON-LOST	WINNING	LAST 15	STRENGTH OF		OPP. STRENGTH	TEAM	ADJ		CONF.	ADJ CONF.
Average RPI Loss: 182		RECORD	PCT. RANK	GAMES	SCHEDULE		OF SCHEDULE	RPI	RPI		RPI	RPI
DIV. I ONLY		19-22-0	.46341	182	7-8-0		273	232	236		.45157	234
DIV. I NON-CONF.		9-12-0	.42857	187	1-1-0		268	246	248		.44754	248
TOTALS		RPI 1-25	RPI 26-50		W-L RECORDS		RPI 51-100		RPI 101-150		RPI 150+	
19-22-0		0-0-0	0-0-0		OVERALL		2-5-0		2-1-0		15-16-0	
10-7-0		0-0-0	0-0-0		HOME		0-0-0		2-1-0		8-6-0	
8-11-0		0-0-0	0-0-0		AWAY		2-5-0		0-0-0		6-6-0	
1-4-0		0-0-0	0-0-0		NEUTRAL		0-0-0		0-0-0		1-4-0	
9-12-0		0-0-0	0-0-0		NON-CONFERENCE		1-2-0		2-1-0		6-9-0	
4-3-0		0-0-0	0-0-0		HOME		0-0-0		2-1-0		2-2-0	
4-5-0		0-0-0	0-0-		AWAY		1-2-0		0-0-0		3-3-0	
1-4-0		0-0-0	0-0-0		NEUTRAL		0-0-0		0-0-0		1-4-0	
10-10-0		0-0-0	0-0-0		CONFERENCE		1-3-0		0-0-0		9-7-0	
6-4-0		0-0-0	0-0-0		HOME		0-0-0		0-0-0		6-4-0	
4-6-0		0-0-0	0-0-0		AWAY		1-3-0		0-0-0		3-3-0	
0-0-0		0-0-0	0-0-0		NEUTRAL		0-0-0		0-0-0		0-0-0	
RPI S	Opponent	Score	RPI S	Opponent	Score	RPI S	Opponent	Score	RPI S	Opponent	Score	
						55 A	North Florida	3 2	144 H	Binghamton	1 0	
						55 A	North Florida	3 5	144 H	Binghamton	6 2	
						55 A	North Florida	5 17	144 H	Binghamton	0 7	
						95 A	Princeton	1 5	174 N	Georgetown	2 4	
						95 A	Princeton	1 3	174 N	Georgetown	1 9	
						95 A	Princeton	5 2	174 N	Georgetown	6 11	
						95 A	Princeton	2 7	175 N	Holy Cross	4 3	
									175 N	Holy Cross	3 5	
									182 A	Columbia	7 4	
									182 A	Columbia	8 9	
									182 H	Columbia	2 4	
									182 H	Columbia	1 3	
									210 A	Dartmouth	11 1	
									210 A	Dartmouth	1 2	
									212 H	Yale	19 3	
									212 H	Yale	3 2	
									228 A	Harvard	2 3	
									228 A	Harvard	6 5	
									236 H	Brown	5 8	
									236 H	Brown	3 1	
									240 H	Cornell	4 7	
									240 H	Cornell	3 2	
									240 H	Cornell	16 5	
									240 H	Cornell	13 2	
						95 A	Princeton	5 2	246 A	Lehigh	11 4	
									250 A	Villanova	1 6	
									250 H	Villanova	4 9	
LAST 15 GAMES												
						182 A	Columbia	8 9	240 H	Cornell	13 2	
						182 A	Columbia	7 4	272 H	La Salle	7 3	
						182 H	Columbia	1 3				
						182 H	Columbia	2 4				
						240 H	Cornell	16 5				

Non-Div. I Games:

Penn

Penn

240	H	Cornell	3	2
240	H	Cornell	4	7

Through Games Of May 1, 2016

RPI	S	Opponent	Score	
265	A	Lafayette	12	2
265	A	Lafayette	6	5
265	A	Lafayette	4	5
265	H	Lafayette	7	5
265	H	Lafayette	1	3
272	H	La Salle	7	3
275	A	NYIT	5	6

Penn

P
e
n
n

P
e
n
n

Average RPI Win:		215	WON-LOST RECORD		WINNING PCT. RANK	LAST 15 GAMES		STRENGTH OF SCHEDULE		OPP. STRENGTH OF SCHEDULE	TEAM RPI	ADJ RPI	CONF. RPI	ADJ CONF. RPI			
Average RPI Loss:		161															
DIV. I ONLY			18-23-0		.43902	199		249		177	237	.45067	235	17	17		
DIV. I NON-CONF.			17-13-0		.56667	106		240		176	191	.47936	191	17	17		
TOTALS		RPI 1-25		RPI 26-50		W-L RECORDS		RPI 51-100		RPI 101-150		RPI 150+					
18-23-0		0-1-0		0-3-0		OVERALL		0-0-0		3-4-0		15-15-0					
13-11-0		0-1-0		0-0-0		HOME		0-0-0		2-4-0		11-6-0					
5-12-0		0-0-0		0-3-0		AWAY		0-0-0		1-0-0		4-9-0					
0-0-0		0-0-0		0-0-0		NEUTRAL		0-0-0		0-0-0		0-0-0					
17-13-0		0-1-0		0-3-0		NON-CONFERENCE		0-0-0		3-4-0		14-5-0					
13-8-0		0-1-0		0-0-0		HOME		0-0-0		2-4-0		11-3-0					
4-5-0		0-0-0		0-0-		AWAY		0-0-0		1-0-0		3-2-0					
0-0-0		0-0-0		0-0-0		NEUTRAL		0-0-0		0-0-0		0-0-0					
1-10-0		0-0-0		0-0-0		CONFERENCE		0-0-0		0-0-0		1-10-0					
0-3-0		0-0-0		0-0-0		HOME		0-0-0		0-0-0		0-3-0					
1-7-0		0-0-0		0-0-0		AWAY		0-0-0		0-0-0		1-7-0					
0-0-0		0-0-0		0-0-0		NEUTRAL		0-0-0		0-0-0		0-0-0					
RPI	S	Opponent		Score		RPI	S	Opponent		Score		RPI	S	Opponent		Score	
3	H	South Carolina		6	12	40	A	Kentucky		3	5	121	H	Evansville		2	5
						40	A	Kentucky		1	3	132	A	Furman		11	3
						40	A	Kentucky		0	3	132	H	Furman		8	2
												141	H	Monmouth		7	1
												150	H	Xavier		2	3
												150	H	Xavier		1	6
												150	H	Xavier		7	8
												156	A	Gardner-Webb		3	0
												156	H	Gardner-Webb		7	4
												159	A	Stetson		3	9
												159	A	Wofford		3	6
												159	A	Stetson		5	9
												159	A	Stetson		2	9
												159	H	Wofford		2	0
												172	H	Stony Brook		8	6
												181	H	Presbyterian		5	6
												194	H	Kennesaw St.		6	8
												194	H	Kennesaw St.		5	6
												194	H	Kennesaw St.		9	14
												198	H	Radford		2	13
												198	H	Radford		5	7
						LAST 15 GAMES						221	A	Lipscomb		7	6
						159	A	Stetson		2	9	194	H	Kennesaw St.		5	6
						159	A	Stetson		5	9	156	H	Gardner-Webb		7	4
						159	A	Stetson		3	9	221	A	Lipscomb		4	5
						258	H	Charleston So.		11	6	230	H	Dayton		6	4
						132	H	Furman		8	2	241	H	Rider		10	3
												247	A	The Citadel		7	1

Non-Div. I Games:

USC Upstate

194 H Kennesaw St.	9	14
194 H Kennesaw St.	6	8

RPI	S	Opponent	Score	
247	H	The Citadel	14	1
258	A	Charleston So.	1	3
258	H	Charleston So.	11	6
259	A	NJIT	2	4
259	A	NJIT	6	8
265	H	Lafayette	8	4
265	H	Lafayette	8	7
274	H	George Mason	5	4
284	A	UNC Asheville	9	3
284	H	UNC Asheville	9	3

**B
r
o
w
n**

B
r
o
w
n

Brown

Brown

228	A	Harvard	0	6
228	A	Harvard	6	0

Through Games Of May 1, 2016

RPI	S	Opponent	Score	
240	H	Cornell	7	6
240	H	Cornell	4	2
271	N	Bucknell	2	0

Brown

B
r
o
w
n

B
r
o
w
n

M
a
r
i
s
t

Marist

Marist

141	H	Monmouth	2	1
141	H	Monmouth	9	11

RPI	S	Opponent	Score	
293	A	Delaware St.	15	0
293	A	Delaware St.	4	3
293	A	Delaware St.	4	2

Marist

M
a
r
i
s
t

M
a
r
i
s
t

Average RPI Win:	202	WON-LOST	WINNING	LAST 15	STRENGTH OF	OPP. STRENGTH	TEAM	ADJ	CONF.	ADJ CONF.	
Average RPI Loss:	138	RECORD	PCT. RANK	GAMES	SCHEDULE	OF SCHEDULE	RPI	RPI	RPI	RPI	
DIV. I ONLY	16-29-0	.35556	244	5-10-0	216	236	240	.4499	238	19	19
DIV. I NON-CONF.	11-12-0	.47826	158	1-2-0	222	262	172	.48971	171	14	14
<hr/>											
TOTALS	RPI 1-25	RPI 26-50		W-L RECORDS		RPI 51-100		RPI 101-150		RPI 150+	
16-29-0	0-0-0	1-0-0		OVERALL		1-8-0		2-12-0		12-9-0	
5-11-0	0-0-0	0-0-0		HOME		0-2-0		1-7-0		4-2-0	
9-16-0	0-0-0	1-0-0		AWAY		1-5-0		1-4-0		6-5-0	
2-2-0	0-0-0	0-0-0		NEUTRAL		0-0-0		0-0-0		2-2-0	
<hr/>											
11-12-0	0-0-0	1-0-0		NON-CONFERENCE		0-4-0		2-4-0		8-4-0	
4-1-0	0-0-0	0-0-0		HOME		0-0-0		1-1-0		3-0-0	
5-9-0	0-0-0	1-0-		AWAY		0-4-0		1-3-0		3-2-0	
2-2-0	0-0-0	0-0-0		NEUTRAL		0-0-0		0-0-0		2-2-0	
<hr/>											
5-17-0	0-0-0	0-0-0		CONFERENCE		1-4-0		0-8-0		4-5-0	
1-10-0	0-0-0	0-0-0		HOME		0-2-0		0-6-0		1-2-0	
4-7-0	0-0-0	0-0-0		AWAY		1-2-0		0-2-0		3-3-0	
0-0-0	0-0-0	0-0-0		NEUTRAL		0-0-0		0-0-0		0-0-0	
<hr/>											
RPI	S	Opponent	Score	RPI	S	Opponent	Score	RPI	S	Opponent	Score
				40	A	Kentucky	5 4	69	A	Wright St.	1 12
								69	A	Wright St.	3 4
								69	A	Wright St.	6 4
								69	H	Wright St.	3 13
								69	H	Wright St.	2 5
								80	A	Troy	2 4
								80	A	Troy	1 6
								80	A	Troy	0 5
								80	A	Troy	3 10
								106	H	Valparaiso	1 16
								106	H	Valparaiso	4 6
								106	H	Valparaiso	4 5
								134	H	Miami (OH)	5 1
								136	A	Oakland	3 4
								136	A	Oakland	3 5
								136	H	Oakland	3 6
								136	H	Oakland	1 6
								136	H	Oakland	4 12
								138	A	Alabama St.	6 7
								138	A	Alabama St.	1 11
								138	A	Alabama St.	3 9
								138	A	Alabama St.	8 5
								150	H	Xavier	1 8
								164	A	Ball St.	1 13
								165	A	Milwaukee	0 8
								165	A	Milwaukee	3 0
								165	A	Milwaukee	0 6
								180	H	Ill.-Chicago	3 6
								180	H	Ill.-Chicago	1 4
								180	H	Ill.-Chicago	12 6
				LAST 15 GAMES							
				165	A	Milwaukee	3 0	136	A	Oakland	3 4
				165	A	Milwaukee	0 8	230	H	Dayton	4 3
				165	A	Milwaukee	0 6	150	H	Xavier	1 8
				164	A	Ball St.	1 13				
				69	H	Wright St.	3 13				
								215	A	Ohio	7 6
								230	H	Dayton	4 3
								242	A	Youngstown St.	1 3
								242	A	Youngstown St.	11 5
								242	A	Youngstown St.	9 8
								248	N	Western Ill.	7 4

Non-Div. I Games:

Northern Ky.

Northern Ky.

69 H Wright St.	2	5
136 A Oakland	3	5

Through Games Of May 1, 2016

RPI	S	Opponent	Score	
248	N	Western Ill.	11	16
248	N	Western Ill.	6	8
248	N	Western Ill.	5	4
262	H	Northwestern	7	1
266	A	ETSU	3	2
266	A	ETSU	21	12
266	A	ETSU	6	7
282	H	Butler	8	3

Northern Ky.

N
o
r
t
h
e
r
n
K
y
.

N
o
r
t
h
e
r
n
K
y
.

Average RPI Win: 293		WON-LOST	WINNING	LAST 15	STRENGTH OF		OPP. STRENGTH	TEAM	ADJ	CONF.	ADJ CONF.
Average RPI Loss: 129		RECORD	PCT. RANK	GAMES	SCHEDULE		OF SCHEDULE	RPI	RPI	RPI	RPI
DIV. I ONLY		17-20-0	.45946	185	284		279	234	.4499	238	32
DIV. I NON-CONF.		0-13-0	0	296	5		1	255	.44209	255	31
TOTALS		RPI 1-25	RPI 26-50		W-L RECORDS		RPI 51-100		RPI 101-150		RPI 150+
17-20-0		0-4-0	0-4-0		OVERALL		0-5-0		0-0-0		17-7-0
5-5-0		0-0-0	0-3-0		HOME		0-0-0		0-0-0		5-2-0
11-14-0		0-4-0	0-1-0		AWAY		0-5-0		0-0-0		11-4-0
1-1-0		0-0-0	0-0-0		NEUTRAL		0-0-0		0-0-0		1-1-0
0-13-0		0-4-0	0-4-0		NON-CONFERENCE		0-5-0		0-0-0		0-0-0
0-3-0		0-0-0	0-3-0		HOME		0-0-0		0-0-0		0-0-0
0-10-0		0-4-0	0-0-		AWAY		0-5-0		0-0-0		0-0-0
0-0-0		0-0-0	0-0-0		NEUTRAL		0-0-0		0-0-0		0-0-0
17-7-0		0-0-0	0-0-0		CONFERENCE		0-0-0		0-0-0		17-7-0
5-2-0		0-0-0	0-0-0		HOME		0-0-0		0-0-0		5-2-0
11-4-0		0-0-0	0-0-0		AWAY		0-0-0		0-0-0		11-4-0
1-1-0		0-0-0	0-0-0		NEUTRAL		0-0-0		0-0-0		1-1-0
RPI S	Opponent	Score	RPI S	Opponent	Score	RPI S	Opponent	Score	RPI S	Opponent	Score
7 A	Ole Miss	2 15	44 H	Pittsburgh	6 16	64 A	Louisiana Tech	2 10	280 A	Ark.-Pine Bluff	4 12
7 A	Ole Miss	3 7	44 H	Pittsburgh	6 14	64 A	Louisiana Tech	3 7	280 A	Ark.-Pine Bluff	7 1
7 A	Ole Miss	1 6	44 H	Pittsburgh	5 18	66 A	New Orleans	8 11	280 A	Ark.-Pine Bluff	7 8
15 A	LSU	11 14	48 A	Northwestern St.	1 2	79 A	Arkansas	4 14	288 A	Texas Southern	3 5
						79 A	Arkansas	2 3	288 A	Texas Southern	3 2
									288 H	Texas Southern	6 4
									288 H	Texas Southern	14 21
									288 H	Texas Southern	5 4
									290 A	Alcorn	12 3
									290 H	Alcorn	8 11
									294 A	Southern U.	3 10
									294 A	Southern U.	16 11
									294 A	Southern U.	10 8
									294 A	Southern U.	11 7
									294 A	Southern U.	10 9
									294 A	Southern U.	9 5
									294 N	Southern U.	15 0
									298 A	Prairie View	8 7
									298 A	Prairie View	13 3
									298 A	Prairie View	13 2
									298 H	Prairie View	8 4
									298 H	Prairie View	11 7
									298 H	Prairie View	13 6
									298 N	Prairie View	3 4
			LAST 15 GAMES								
			298 A	Prairie View	13 3	15 A	LSU	11 14			
			298 A	Prairie View	13 2	294 A	Southern U.	16 11			
			298 A	Prairie View	8 7	294 A	Southern U.	10 8			
			290 H	Alcorn	8 11						
			288 A	Texas Southern	3 5						
Non-Div. I Games:		Jarvis Christian	16 6	Manhattan Chrst.	11 0	Manhattan Chrst.		19 0	Manhattan Chrst.		3 2
		Texas Col.	20 7						Grambling		

288	A	Texas Southern	3	2
64	A	Louisiana Tech	3	7

G
r
a
m
b
l
i
n
g

G
r
a
m
b
l
i
n
g

Average RPI Win: 199		WON-LOST	WINNING	LAST 15	STRENGTH OF		OPP. STRENGTH	TEAM	ADJ		CONF.	ADJ CONF.	
Average RPI Loss: 183		RECORD	PCT. RANK	GAMES	SCHEDULE		OF SCHEDULE	RPI	RPI	RPI	RPI		
DIV. I ONLY		14-22-0	.38889	227	4-11-0		247	258	235	.44986	240	25	25
DIV. I NON-CONF.		7-9-0	.4375	181	0-2-0		207	273	161	.491	167	23	23
TOTALS		RPI 1-25	RPI 26-50		W-L RECORDS		RPI 51-100		RPI 101-150		RPI 150+		
14-22-0	0-0-0	0-0-0		OVERALL		1-3-0		1-3-0		12-16-0			
6-5-0	0-0-0	0-0-0		HOME		0-2-0		1-0-0		5-3-0			
7-15-0	0-0-0	0-0-0		AWAY		1-1-0		0-3-0		6-11-0			
1-2-0	0-0-0	0-0-0		NEUTRAL		0-0-0		0-0-0		1-2-0			
7-9-0	0-0-0	0-0-0		NON-CONFERENCE		0-0-0		1-3-0		6-6-0			
1-0-0	0-0-0	0-0-0		HOME		0-0-0		1-0-0		0-0-0			
5-7-0	0-0-0	0-0-		AWAY		0-0-0		0-3-0		5-4-0			
1-2-0	0-0-0	0-0-0		NEUTRAL		0-0-0		0-0-0		1-2-0			
7-13-0	0-0-0	0-0-0		CONFERENCE		1-3-0		0-0-0		6-10-0			
5-5-0	0-0-0	0-0-0		HOME		0-2-0		0-0-0		5-3-0			
2-8-0	0-0-0	0-0-0		AWAY		1-1-0		0-0-0		1-7-0			
0-0-0	0-0-0	0-0-0		NEUTRAL		0-0-0		0-0-0		0-0-0			
RPI	S	Opponent	Score	RPI	S	Opponent	Score	RPI	S	Opponent	Score		
						95 A Princeton	4 3	123 A		UCF	3 8		
						95 A Princeton	2 7	123 A		UCF	3 4		
						95 H Princeton	3 4	123 A		UCF	0 16		
						95 H Princeton	1 6	144 H		Binghamton	3 2		
								159 A		Wofford	6 2		
								159 A		Wofford	1 5		
								159 A		Wofford	12 5		
								179 N		Northeastern	0 6		
								179 N		Northeastern	7 5		
								179 N		Northeastern	0 11		
								182 H		Columbia	9 3		
								182 H		Columbia	4 14		
								182 H		Columbia	7 4		
								182 H		Columbia	4 3		
								188 A		Canisius	0 1		
								188 A		Canisius	4 6		
								210 H		Dartmouth	3 9		
								210 H		Dartmouth	1 3		
								212 A		Yale	2 4		
								212 A		Yale	8 9		
								228 H		Harvard	5 1		
								228 H		Harvard	6 4		
								234 A		Penn	2 3		
								234 A		Penn	7 4		
								234 A		Penn	2 13		
								234 A		Penn	5 16		
								236 A		Brown	6 7		
LAST 15 GAMES													
				95 A Princeton	2 7	234 A Penn	2 3	234 A Penn			2 3		
				95 A Princeton	4 3	234 A Penn	7 4	234 A Penn			7 4		
				95 H Princeton	1 6	234 A Penn	2 13	234 A Penn			2 13		
				95 H Princeton	3 4			234 A Penn			5 16		
				188 A Canisius	4 6			236 A Brown			6 7		

Non-Div. I Games:

Rollins

5

6

Rollins

5

13

Cornell

188	A	Canisius	0	1
234	A	Penn	5	16

RPI	S	Opponent	Score	
236	A	Brown	2	4
271	A	Bucknell	3	12
271	A	Bucknell	5	2
271	A	Bucknell	3	2
271	A	Bucknell	8	6

Cornell

C
o
r
n
e
l
l

C
o
r
n
e
l
l

Average RPI Win:	200	WON-LOST RECORD	WINNING PCT. RANK	LAST 15 GAMES	STRENGTH OF SCHEDULE	OPP. STRENGTH OF SCHEDULE	TEAM RPI	ADJ RPI	CONF. RPI	ADJ CONF. RPI		
DIV. I ONLY		14-27-0	.34146	251	6-9-0	198	269	241	.44866	241	29	29
DIV. I NON-CONF.		8-18-0	.30769	251	2-4-0	189	250	249	.44689	249	25	25
TOTALS	RPI 1-25	RPI 26-50	W-L RECORDS			RPI 51-100	RPI 101-150	RPI 150+				
14-27-0	0-0-0	0-0-0	OVERALL			1-4-0	2-5-0	11-18-0				
7-6-0	0-0-0	0-0-0	HOME			1-1-0	2-1-0	4-4-0				
7-18-0	0-0-0	0-0-0	AWAY			0-3-0	0-3-0	7-12-0				
0-3-0	0-0-0	0-0-0	NEUTRAL			0-0-0	0-1-0	0-2-0				
8-18-0	0-0-0	0-0-0	NON-CONFERENCE			1-4-0	2-2-0	5-12-0				
5-2-0	0-0-0	0-0-0	HOME			1-1-0	2-1-0	2-0-0				
3-13-0	0-0-0	0-0-	AWAY			0-3-0	0-0-0	3-10-0				
0-3-0	0-0-0	0-0-0	NEUTRAL			0-0-0	0-1-0	0-2-0				
6-9-0	0-0-0	0-0-0	CONFERENCE			0-0-0	0-3-0	6-6-0				
2-4-0	0-0-0	0-0-0	HOME			0-0-0	0-0-0	2-4-0				
4-5-0	0-0-0	0-0-0	AWAY			0-0-0	0-3-0	4-2-0				
0-0-0	0-0-0	0-0-0	NEUTRAL			0-0-0	0-0-0	0-0-0				
RPI	S	Opponent	Score	RPI	S	Opponent	Score	RPI	S	Opponent	Score	
						63 A High Point	4 6			117 H Sacred Heart	4 7	
						63 A High Point	2 10			117 H Sacred Heart	4 1	
						63 A High Point	2 4			117 H Sacred Heart	4 2	
						75 H Rutgers	3 2			133 N Saint Joseph's	3 5	
						95 H Princeton	2 7			141 A Monmouth	3 5	
										141 A Monmouth	0 6	
										141 A Monmouth	4 8	
										156 A Gardner-Webb	2 3	
										156 A Gardner-Webb	2 8	
										156 A Gardner-Webb	1 6	
										156 A Gardner-Webb	2 6	
										159 A Wofford	4 12	
										166 A Campbell	3 12	
										166 A Campbell	11 8	
										188 H Canisius	5 15	
										188 H Canisius	5 3	
										188 H Canisius	0 1	
										196 A Fairfield	6 3	
										196 A Fairfield	7 6	
										196 A Fairfield	1 13	
										226 A Niagara	9 1	
										226 A Niagara	14 5	
										226 A Niagara	0 3	
										233 H Siena	0 5	
										233 H Siena	2 5	
										233 H Siena	20 7	
										235 A USC Upstate	3 10	

Rider

226	A	Niagara	9	1
226	A	Niagara	0	3

Through Games Of May 1, 2016

RPI	S	Opponent	Score	
246	A	Lehigh	8	9
246	H	Lehigh	10	9
254	A	VMI	1	4
254	A	VMI	2	5
254	A	VMI	2	1
265	N	Lafayette	3	6
272	H	La Salle	5	2
284	N	UNC Asheville	4	19
293	A	Delaware St.	11	7

Rider

R
i
d
e
r

R
i
d
e
r

Average RPI Win:	170	WON-LOST RECORD	WINNING PCT. RANK	LAST 15 GAMES	STRENGTH OF SCHEDULE	OPP. STRENGTH OF SCHEDULE	TEAM RPI	ADJ RPI	CONF. RPI	ADJ CONF. RPI		
DIV. I ONLY		10-28-0	.26316	280	4-11-0	101	229	242	.44863	242	19	19
DIV. I NON-CONF.		7-16-0	.30435	253	2-6-0	70	210	182	.48471	182	14	14
<hr/>												
TOTALS	RPI 1-25	RPI 26-50		W-L RECORDS		RPI 51-100		RPI 101-150		RPI 150+		
10-28-0	0-0-0	0-1-0		OVERALL		3-13-0		1-3-0		6-11-0		
5-13-0	0-0-0	0-1-0		HOME		0-2-0		1-1-0		4-9-0		
5-15-0	0-0-0	0-0-0		AWAY		3-11-0		0-2-0		2-2-0		
0-0-0	0-0-0	0-0-0		NEUTRAL		0-0-0		0-0-0		0-0-0		
7-16-0	0-0-0	0-1-0		NON-CONFERENCE		3-8-0		0-2-0		4-5-0		
2-4-0	0-0-0	0-1-0		HOME		0-0-0		0-0-0		2-3-0		
5-12-0	0-0-0	0-0-		AWAY		3-8-0		0-2-0		2-2-0		
0-0-0	0-0-0	0-0-0		NEUTRAL		0-0-0		0-0-0		0-0-0		
3-12-0	0-0-0	0-0-0		CONFERENCE		0-5-0		1-1-0		2-6-0		
3-9-0	0-0-0	0-0-0		HOME		0-2-0		1-1-0		2-6-0		
0-3-0	0-0-0	0-0-0		AWAY		0-3-0		0-0-0		0-0-0		
0-0-0	0-0-0	0-0-0		NEUTRAL		0-0-0		0-0-0		0-0-0		
RPI	S	Opponent	Score	RPI	S	Opponent	Score	RPI	S	Opponent	Score	
				44	H	Pittsburgh	5 17	69	A	Wright St.	2 9	
								69	A	Wright St.	4 9	
								69	A	Wright St.	0 8	
								69	H	Wright St.	0 10	
								69	H	Wright St.	3 7	
								72	A	Fresno St.	1 6	
								72	A	Fresno St.	5 6	
								72	A	Fresno St.	3 8	
								72	A	Fresno St.	0 11	
								76	A	Kent St.	2 5	
								89	A	Missouri	3 2	
								89	A	Missouri	4 3	
								89	A	Missouri	3 8	
								90	A	Western Ky.	8 7	
								90	A	Western Ky.	3 5	
								90	A	Western Ky.	1 11	
										215	A	Ohio
										238	H	Northern Ky.
										238	H	Northern Ky.
										238	H	Northern Ky.
										244	H	Toledo
										268	H	Bowling Green
LAST 15 GAMES												
188	H	Canisius	2 10	69	H	Wright St.	3 7					
188	H	Canisius	8 4	44	H	Pittsburgh	5 17					
188	H	Canisius	2 4	116	A	West Virginia	3 13					
268	H	Bowling Green	2 0									
136	H	Oakland	1 9									

Non-Div. I Games:

Youngstown St.

136 H Oakland	7	2
69 H Wright St.	0	10

Y
o
u
n
g
s
t
o
w
n
s
t
.

Y
o
u
n
g
s
t
o
w
n
s
t
.

Average RPI Win: 194		WON-LOST	WINNING	LAST 15	STRENGTH OF		OPP. STRENGTH	TEAM	ADJ		CONF.	ADJ CONF.		
Average RPI Loss: 157		RECORD	PCT. RANK	GAMES	SCHEDULE		OF SCHEDULE	RPI	RPI		RPI	RPI		
DIV. I ONLY		13-27-0	.325	264	8-5-0		140	245	244	.4465	243	21	21	
DIV. I NON-CONF.		8-18-0	.30769	251	3-1-0		180	254	250	.44623	250	22	22	
TOTALS		RPI 1-25	RPI 26-50		W-L RECORDS		RPI 51-100		RPI 101-150		RPI 150+			
13-27-0		1-3-0	0-0-0		OVERALL		0-3-0		3-6-0		9-15-0			
8-7-0		0-0-0	0-0-0		HOME		0-0-0		1-4-0		7-3-0			
3-13-0		1-3-0	0-0-0		AWAY		0-2-0		2-1-0		0-5-0			
2-7-0		0-0-0	0-0-0		NEUTRAL		0-0-0		0-0-0		2-7-0			
8-18-0		1-3-0	0-0-0		NON-CONFERENCE		0-0-0		3-3-0		4-12-0			
3-3-0		0-0-0	0-0-0		HOME		0-0-0		1-1-0		2-2-0			
3-8-0		1-3-0	0-0-		AWAY		0-0-0		2-2-0		0-3-0			
2-7-0		0-0-0	0-0-0		NEUTRAL		0-0-0		0-0-0		2-7-0			
5-9-0		0-0-0	0-0-0		CONFERENCE		0-3-0		0-3-0		5-3-0			
5-4-0		0-0-0	0-0-0		HOME		0-0-0		0-3-0		5-1-0			
0-5-0		0-0-0	0-0-0		AWAY		0-3-0		0-0-0		0-2-0			
0-0-0		0-0-0	0-0-0		NEUTRAL		0-0-0		0-0-0		0-0-0			
RPI	S	Opponent	Score		RPI	S	Opponent	Score		RPI	S	Opponent	Score	
4	A	Miami (FL)	2	6						105	H	Rhode Island	1	0
10	A	Clemson	2	19						105	H	Rhode Island	4	6
10	A	Clemson	4	3						144	H	Binghamton	1	6
10	A	Clemson	4	9						144	H	Binghamton	1	8
										144	H	Binghamton	0	2
										147	A	New Mexico St.	13	3
										147	A	New Mexico St.	2	3
										147	A	New Mexico St.	3	1
										147	A	New Mexico St.	3	7
										152	N	North Dakota St.	3	4
										159	A	Stetson	1	5
										159	A	Stetson	6	7
										159	A	Stetson	4	6
										172	A	Stony Brook	1	2
										172	A	Stony Brook	0	11
										202	H	UMBC	1	3
										202	H	UMBC	6	3
										202	H	UMBC	7	5
										210	N	Dartmouth	2	4
										213	H	UMass Lowell	7	4
										213	H	UMass Lowell	8	1
										213	H	UMass Lowell	1	0
										225	N	St. Bonaventure	3	4
										225	N	St. Bonaventure	2	9
										246	N	Lehigh	11	6
										270	N	Massachusetts	1	10
										270	N	Massachusetts	3	5
LAST 15 GAMES														
				213	H	UMass Lowell	7	4	60	A	Hartford	5	6	
				213	H	UMass Lowell	1	0	202	H	UMBC	7	5	
				213	H	UMass Lowell	8	1	202	H	UMBC	1	3	
				105	H	Rhode Island	1	0						
				105	H	Rhode Island	4	6						

Non-Div. I Games: Thomas (ME) 8 4 Me.-Presque Isle 11 0

Maine

60	A	Hartford	4	11
60	A	Hartford	1	4

RPI	S	Opponent	Score	
271	N	Bucknell	3	6
275	H	NYIT	4	1
275	H	NYIT	2	4
275	H	NYIT	4	9
275	H	NYIT	8	5
277	N	LIU Brooklyn	3	2

T
o
l
e
d
o

Toledo						Through Games Of May 1, 2016									
Average RPI Win: 175		WON-LOST RECORD	WINNING PCT. RANK		LAST 15 GAMES	STRENGTH OF SCHEDULE	OPP. STRENGTH OF SCHEDULE	TEAM RPI	ADJ RPI		CONF. RPI	ADJ CONF. RPI			
Average RPI Loss: 137															
DIV. I ONLY		10-34-1	.23333	289	4-11-0	150	176	245	.44614	244	23	23			
DIV. I NON-CONF.		5-24-1	.18333	286	1-5-0	42	116	209	.46984	209	24	24			
TOTALS		RPI 1-25	RPI 26-50		W-L RECORDS	RPI 51-100		RPI 101-150		RPI 150+					
10-34-1	0-1-0	1-7-0		OVERALL		2-8-1		1-4-0		6-14-0					
2-6-0	0-0-0	0-0-0		HOME		0-1-0		0-0-0		2-5-0					
8-25-0	0-1-0	1-6-0		AWAY		2-6-0		1-4-0		4-8-0					
0-3-1	0-0-0	0-1-0		NEUTRAL		0-1-1		0-0-0		0-1-0					
5-24-1	0-1-0	1-7-0		NON-CONFERENCE		1-6-1		1-4-0		2-6-0					
0-2-0	0-0-0	0-0-0		HOME		0-1-0		0-0-0		0-1-0					
5-19-0	0-1-0	1-0-		AWAY		1-4-0		1-4-0		2-4-0					
0-3-1	0-0-0	0-1-0		NEUTRAL		0-1-1		0-0-0		0-1-0					
5-10-0	0-0-0	0-0-0		CONFERENCE		1-2-0		0-0-0		4-8-0					
2-4-0	0-0-0	0-0-0		HOME		0-0-0		0-0-0		2-4-0					
3-6-0	0-0-0	0-0-0		AWAY		1-2-0		0-0-0		2-4-0					
0-0-0	0-0-0	0-0-0		NEUTRAL		0-0-0		0-0-0		0-0-0					
RPI S	Opponent	Score		RPI S	Opponent	Score		RPI S	Opponent	Score		RPI S	Opponent	Score	
6 A	Florida St.	2	3	27 A	Michigan	1	2	51 A	Michigan St.	1	4	130 A	Indiana	6	9
				43 A	Duke	1	6	68 A	Notre Dame	3	10	130 A	Indiana	0	8
				43 A	Duke	1	2	69 A	Wright St.	9	3	130 A	Indiana	1	5
				43 A	Duke	2	3	69 A	Wright St.	1	8	130 A	Indiana	3	1
				44 N	Pittsburgh	2	7	69 H	Wright St.	5	11	149 A	Florida A&M	4	12
				46 A	Jacksonville	1	2	76 A	Kent St.	4	1	155 A	Charlotte	0	8
				46 A	Jacksonville	6	1	76 A	Kent St.	0	3	155 A	Charlotte	3	2
				46 A	Jacksonville	1	5	76 A	Kent St.	1	2	155 A	Charlotte	4	12
								97 A	Ohio St.	8	9	155 A	Charlotte	8	9
								97 N	Ohio St.	5	5	226 N	Niagara	3	4
								97 N	Ohio St.	1	7	230 A	Dayton	6	14
												230 H	Dayton	10	12
												242 A	Youngstown St.	6	4
												251 H	Western Mich.	2	10
												251 H	Western Mich.	11	3
												251 H	Western Mich.	1	3
												255 H	Buffalo	3	2
												255 H	Buffalo	4	6
												255 H	Buffalo	7	13
												256 A	Central Mich.	2	14
												256 A	Central Mich.	0	1
												256 A	Central Mich.	4	3
												268 A	Bowling Green	3	5
												268 A	Bowling Green	4	2
												268 A	Bowling Green	3	7
LAST 15 GAMES				251 H	Western Mich.	11	3	27 A	Michigan	1	2	268 A	Bowling Green	3	5
				251 H	Western Mich.	2	10	230 H	Dayton	10	12	268 A	Bowling Green	4	2
				251 H	Western Mich.	1	3	69 H	Wright St.	5	11	268 A	Bowling Green	3	7
				51 A	Michigan St.	1	4								
				256 A	Central Mich.	4	3								

T
o
l
e
d
o

Non-Div. I Games:

Toledo

256 A Central Mich.	0	1
256 A Central Mich.	2	14

T
o
l
e
d
o

T
o
l
e
d
o

Average RPI Win: 203		WON-LOST	WINNING	LAST 15	STRENGTH OF		OPP. STRENGTH	TEAM	ADJ		CONF.	ADJ CONF.	
Average RPI Loss: 186		RECORD	PCT. RANK	GAMES	SCHEDULE		OF SCHEDULE	RPI	RPI		RPI	RPI	
DIV. I ONLY		16-30-0	.34783	249	5-10-0		172	276	246	.44604	245	28	28
DIV. I NON-CONF.		10-17-0	.37037	227	1-2-0		144	276	210	.46971	210	29	29
TOTALS		RPI 1-25	RPI 26-50		W-L RECORDS		RPI 51-100		RPI 101-150		RPI 150+		
16-30-0	0-1-0	0-0-0		OVERALL		1-2-0		2-4-0		13-23-0			
4-13-0	0-0-0	0-0-0		HOME		0-0-0		0-1-0		4-12-0			
5-12-0	0-0-0	0-0-0		AWAY		1-2-0		1-1-0		3-9-0			
7-5-0	0-1-0	0-0-0		NEUTRAL		0-0-0		1-2-0		6-2-0			
10-17-0	0-1-0	0-0-0		NON-CONFERENCE		1-2-0		2-4-0		7-10-0			
0-6-0	0-0-0	0-0-0		HOME		0-0-0		0-1-0		0-5-0			
3-6-0	0-0-0	0-0-		AWAY		1-2-0		1-1-0		1-3-0			
7-5-0	0-1-0	0-0-0		NEUTRAL		0-0-0		1-2-0		6-2-0			
6-13-0	0-0-0	0-0-0		CONFERENCE		0-0-0		0-0-0		6-13-0			
4-7-0	0-0-0	0-0-0		HOME		0-0-0		0-0-0		4-7-0			
2-6-0	0-0-0	0-0-0		AWAY		0-0-0		0-0-0		2-6-0			
0-0-0	0-0-0	0-0-0		NEUTRAL		0-0-0		0-0-0		0-0-0			
RPI S	Opponent	Score		RPI S	Opponent	Score		RPI S	Opponent	Score			
25 N	Bryant	1	6			52 A	UNCG 2 16	102 N	Penn St.	0	11		
						52 A	UNCG 6 4	102 N	Penn St.	4	5		
						52 A	UNCG 6 10	111 A	Seton Hall	8	2		
								111 A	Seton Hall	0	11		
								111 H	Seton Hall	4	9		
								141 N	Monmouth	6	5		
								151 A	Navy	2	3		
								151 A	Navy	2	6		
								151 A	Navy	3	7		
								151 A	Navy	1	3		
								152 N	North Dakota St.	6	3		
								158 A	Middle Tenn.	9	1		
								175 A	Holy Cross	3	6		
								175 A	Holy Cross	6	1		
								175 A	Holy Cross	2	6		
								175 A	Holy Cross	3	0		
								182 H	Columbia	3	13		
								207 H	Manhattan	2	3		
								208 A	Belmont	7	20		
								213 H	UMass Lowell	5	7		
								214 H	Hofstra	8	14		
								221 A	Lipscomb	6	8		
								228 N	Harvard	6	4		
								228 N	Harvard	13	12		
								228 N	Harvard	3	5		
								233 H	Siena	6	13		
								237 N	Marist	8	3		
				LAST 15 GAMES									
				246 H	Lehigh	5	2	151 A	Navy	2	3		
				246 H	Lehigh	1	3	275 A	NYIT	2	3		
				246 H	Lehigh	4	7	175 A	Holy Cross	3	0		
				237 N	Marist	8	3						
				151 A	Navy	1	3						

Non-Div. I Games:

Army West Point

151	A	Navy	3	7
151	A	Navy	2	6

RPI	S	Opponent	Score	
246	H	Lehigh	1	3
246	H	Lehigh	5	2
246	H	Lehigh	4	7
265	H	Lafayette	0	4
265	H	Lafayette	3	6
265	H	Lafayette	2	11
265	H	Lafayette	9	3
270	N	Massachusetts	2	6
270	N	Massachusetts	10	3
270	N	Massachusetts	6	5
271	H	Bucknell	2	4
271	H	Bucknell	3	2
271	H	Bucknell	7	4
271	H	Bucknell	2	6
275	A	NYIT	2	3

A
r
m
y
W
e
s
t
P
o
i
n
t

A
r
m
y
W
e
s
t
P
o
i
n
t

Average RPI Win:	247	WON-LOST RECORD	WINNING PCT. RANK	LAST 15 GAMES		STRENGTH OF SCHEDULE	OPP. STRENGTH OF SCHEDULE	TEAM RPI	ADJ RPI	CONF. RPI	ADJ CONF. RPI						
DIV. I ONLY		21-27-0	.4375	202	9-6-0	263	286	247	.44591	246	28	28					
DIV. I NON-CONF.		12-17-0	.41379	198	2-2-0	276	297	265	.43306	265	29	29					
<hr/>																	
TOTALS	RPI 1-25	RPI 26-50		W-L RECORDS		RPI 51-100		RPI 101-150		RPI 150+							
21-27-0	0-0-0	0-0-0		OVERALL		0-3-0		0-1-0		21-23-0							
10-7-0	0-0-0	0-0-0		HOME		0-0-0		0-0-0		10-7-0							
9-17-0	0-0-0	0-0-0		AWAY		0-3-0		0-0-0		9-14-0							
2-3-0	0-0-0	0-0-0		NEUTRAL		0-0-0		0-1-0		2-2-0							
12-17-0	0-0-0	0-0-0		NON-CONFERENCE		0-3-0		0-1-0		12-13-0							
5-4-0	0-0-0	0-0-0		HOME		0-0-0		0-0-0		5-4-0							
5-10-0	0-0-0	0-0-		AWAY		0-3-0		0-0-0		5-7-0							
2-3-0	0-0-0	0-0-0		NEUTRAL		0-0-0		0-1-0		2-2-0							
9-10-0	0-0-0	0-0-0		CONFERENCE		0-0-0		0-0-0		9-10-0							
5-3-0	0-0-0	0-0-0		HOME		0-0-0		0-0-0		5-3-0							
4-7-0	0-0-0	0-0-0		AWAY		0-0-0		0-0-0		4-7-0							
0-0-0	0-0-0	0-0-0		NEUTRAL		0-0-0		0-0-0		0-0-0							
RPI	S	Opponent	Score	RPI	S	Opponent	Score	RPI	S	Opponent	Score						
				88		A	Marshall	2	4	142		N	Bradley	1	2		
				88		A	Marshall	4	6	151		A	Navy	9	2		
				88		A	Marshall	6	12	151		A	Navy	3	10		
										151		A	Navy	0	3		
										151		A	Navy	0	3		
										173		H	Delaware	16	7		
										175		H	Holy Cross	1	6		
										175		H	Holy Cross	4	5		
										175		H	Holy Cross	3	12		
										175		H	Holy Cross	5	4		
										207		A	Manhattan	2	10		
										207		A	Manhattan	6	4		
										207		H	Manhattan	0	2		
										210		N	Dartmouth	4	5		
										210		N	Dartmouth	15	7		
										210		N	Dartmouth	5	4		
										234		H	Penn	4	11		
										241		A	Rider	9	10		
										241		H	Rider	9	8		
										243		N	Maine	6	11		
										245		A	Army West Point	7	4		
										245		A	Army West Point	3	1		
										245		A	Army West Point	2	5		
										250		A	Villanova	6	8		
						257		A	Fairleigh Dickinson	0	7						
						257		A	Fairleigh Dickinson	6	10						
						257		H	Fairleigh Dickinson	5	6						
<hr/>																	
LAST 15 GAMES																	
245		A	Army West Point	2	5	265		H	Lafayette	4	3	245		A	Army West Point	2	5
245		A	Army West Point	3	1	295		A	UMES	4	5	250		A	Villanova	6	8
245		A	Army West Point	7	4	295		A	UMES	6	7	257		A	Fairleigh Dickinson	0	7
275		A	NYIT	16	5							257		A	Fairleigh Dickinson	6	10
265		H	Lafayette	6	3							257		H	Fairleigh Dickinson	5	6

Non-Div. I Games:

Lehigh

265 H Lafayette	5	2
265 H Lafayette	10	4

RPI	S	Opponent	Score	
257	H	Fairleigh Dickinson	4	5
265	H	Lafayette	5	2
265	H	Lafayette	6	3
265	H	Lafayette	10	4
265	H	Lafayette	4	3
271	A	Bucknell	3	4
271	A	Bucknell	10	1
271	A	Bucknell	5	7
271	A	Bucknell	2	11
275	A	NYIT	16	5
275	H	NYIT	10	5
283	A	Norfolk St.	7	6
283	A	Norfolk St.	10	3
283	A	Norfolk St.	7	2
292	H	Saint Peter's	6	3
295	A	UMES	4	5
295	A	UMES	6	7
300	H	Coppin St.	10	4

Lehigh

L
e
h
i
g
h

L
e
h
i
g
h

Average RPI Win:		190	WON-LOST RECORD		WINNING PCT. RANK		LAST 15 GAMES		STRENGTH OF SCHEDULE		OPP. STRENGTH OF SCHEDULE		TEAM RPI		ADJ RPI		CONF. RPI		ADJ CONF. RPI										
DIV. I ONLY			15-30-0		.33333	255	3-12-0		161		121		248		.44581		247		15		15								
DIV. I NON-CONF.			10-20-0		.33333	237	0-3-0		205		105		259		.4384		259		18		18								
TOTALS		RPI 1-25		RPI 26-50		W-L RECORDS		RPI 51-100		RPI 101-150		RPI 150+																	
15-30-0		0-4-0		0-0-0		OVERALL		1-5-0		2-6-0		12-15-0																	
12-15-0		0-3-0		0-0-0		HOME		1-4-0		2-5-0		9-3-0																	
3-15-0		0-1-0		0-0-0		AWAY		0-1-0		0-1-0		3-12-0																	
0-0-0		0-0-0		0-0-0		NEUTRAL		0-0-0		0-0-0		0-0-0																	
10-20-0		0-4-0		0-0-0		NON-CONFERENCE		0-3-0		0-2-0		10-11-0																	
9-9-0		0-3-0		0-0-0		HOME		0-2-0		0-1-0		9-3-0																	
1-11-0		0-1-0		0-0-		AWAY		0-1-0		0-1-0		1-8-0																	
0-0-0		0-0-0		0-0-0		NEUTRAL		0-0-0		0-0-0		0-0-0																	
5-10-0		0-0-0		0-0-0		CONFERENCE		1-2-0		2-4-0		2-4-0																	
3-6-0		0-0-0		0-0-0		HOME		1-2-0		2-4-0		0-0-0																	
2-4-0		0-0-0		0-0-0		AWAY		0-0-0		0-0-0		2-4-0																	
0-0-0		0-0-0		0-0-0		NEUTRAL		0-0-0		0-0-0		0-0-0																	
RPI	S	Opponent		Score		RPI	S	Opponent		Score		RPI	S	Opponent		Score													
3	H	South Carolina		3	6							52	H	UNCG		7	5	119	H	Western Caro.		6	4						
10	H	Clemson		1	12							52	H	UNCG		4	7	119	H	Western Caro.		2	1						
10	H	Clemson		4	5							52	H	UNCG		1	14	119	H	Western Caro.		0	11						
17	A	Coastal Caro.		3	4							74	A	Col. of Charleston		0	1	127	A	Ga. Southern		2	10						
												74	H	Col. of Charleston		1	5	127	H	Ga. Southern		5	7						
												74	H	Col. of Charleston		9	12	132	H	Furman		6	9						
																		132	H	Furman		1	4						
																		132	H	Furman		7	12						
																		155	A	Charlotte		4	15						
																		159	A	Stetson		5	11						
																		159	A	Stetson		0	7						
																		159	A	Stetson		1	3						
																		159	A	Wofford		5	10						
																		159	A	Wofford		9	10						
																		159	A	Wofford		8	10						
																		177	H	Richmond		6	2						
																		181	H	Presbyterian		7	2						
																		181	H	Presbyterian		6	7						
																		181	H	Presbyterian		2	1						
																		187	H	Virginia Tech		0	12						
																		187	H	Virginia Tech		4	2						
																		187	H	Virginia Tech		5	4						
						LAST 15 GAMES												189	A	Elon		3	5						
																		127	H	Ga. Southern		5	7						
																		127	A	Ga. Southern		2	10						
																		159	A	Wofford		8	10						
																								233	H	Siena		14	2
																								233	H	Siena		6	4

Non-Div. I Games:

The Citadel

119 H Western Caro.	0	11
119 H Western Caro.	2	1

RPI	S	Opponent	Score	
233	H	Siena	3	2
235	A	USC Upstate	1	14
235	H	USC Upstate	1	7
254	A	VMI	4	2
254	A	VMI	3	8
254	A	VMI	10	2
258	A	Charleston So.	1	18
258	H	Charleston So.	4	3

T
h
e
C
i
t
a
d
e
l

T
h
e
C
i
t
a
d
e
l

Average RPI Win: 190		WON-LOST	WINNING	LAST 15	STRENGTH OF		OPP. STRENGTH	TEAM	ADJ		CONF.	ADJ CONF.
Average RPI Loss: 161		RECORD	PCT. RANK	GAMES	SCHEDULE		OF SCHEDULE	RPI	RPI		RPI	RPI
DIV. I ONLY		12-25-0	.32432	265	5-9-0		186	244	243		22	22
DIV. I NON-CONF.		2-14-0	.125	294	0-1-0		159	256	282		21	21
TOTALS		RPI 1-25	RPI 26-50		W-L RECORDS		RPI 51-100		RPI 101-150		RPI 150+	
12-25-0		0-0-0	0-0-0		OVERALL		1-7-0		0-4-0		11-14-0	
5-7-0		0-0-0	0-0-0		HOME		1-2-0		0-0-0		4-5-0	
5-16-0		0-0-0	0-0-0		AWAY		0-5-0		0-4-0		5-7-0	
2-2-0		0-0-0	0-0-0		NEUTRAL		0-0-0		0-0-0		2-2-0	
2-14-0		0-0-0	0-0-0		NON-CONFERENCE		0-5-0		0-4-0		2-5-0	
0-0-0		0-0-0	0-0-0		HOME		0-0-0		0-0-0		0-0-0	
0-12-0		0-0-0	0-0-		AWAY		0-5-0		0-4-0		0-3-0	
2-2-0		0-0-0	0-0-0		NEUTRAL		0-0-0		0-0-0		2-2-0	
10-11-0		0-0-0	0-0-0		CONFERENCE		1-2-0		0-0-0		9-9-0	
5-7-0		0-0-0	0-0-0		HOME		1-2-0		0-0-0		4-5-0	
5-4-0		0-0-0	0-0-0		AWAY		0-0-0		0-0-0		5-4-0	
0-0-0		0-0-0	0-0-0		NEUTRAL		0-0-0		0-0-0		0-0-0	
RPI S	Opponent	Score	RPI S	Opponent	Score	RPI S	Opponent	Score	RPI S	Opponent	Score	
						73 H	Oral Roberts	0 6	140 A	Southern Ill.	0 9	
						73 H	Oral Roberts	1 11	140 A	Southern Ill.	0 9	
						73 H	Oral Roberts	9 4	140 A	Southern Ill.	1 4	
						79 A	Arkansas	3 9	142 A	Bradley	3 6	
						79 A	Arkansas	0 3	152 A	North Dakota St.	12 8	
						79 A	Arkansas	2 3	152 A	North Dakota St.	3 12	
						98 A	Missouri St.	3 15	152 A	North Dakota St.	0 3	
						98 A	Missouri St.	4 13	152 H	North Dakota St.	1 3	
									152 H	North Dakota St.	7 6	
									152 H	North Dakota St.	9 4	
									190 A	Omaha	3 2	
									190 A	Omaha	1 6	
									190 A	Omaha	10 2	
									206 A	Tennessee Tech	12 13	
									206 A	Tennessee Tech	3 6	
									206 A	Tennessee Tech	5 6	
									224 A	South Dakota St.	3 6	
									224 A	South Dakota St.	3 1	
									224 A	South Dakota St.	5 1	
									224 H	South Dakota St.	3 11	
									224 H	South Dakota St.	3 2	
									224 H	South Dakota St.	2 0	
									232 H	IPFW	5 11	
									232 H	IPFW	1 9	
									232 H	IPFW	1 9	
									238 N	Northern Ky.	16 11	
									238 N	Northern Ky.	4 5	

Non-Div. I Games: Ill.-Springfield 5 13 St. Ambrose 9 1

Western Ill.

Western Ill.

152 A North Dakota St.	3	12
232 H IPFW	1	8

Through Games Of May 1, 2016

RPI	S	Opponent	Score	
238	N	Northern Ky.	8	6
238	N	Northern Ky.	4	7

Western Ill.

W
e
s
t
e
r
n
I
l
l
.

W
e
s
t
e
r
n
I
l
l
.

S
I
U
E

Tie, Loss, Non-Conf, S Site, H Home, A Away, N Neutral Page 497

94	H	Morehead St.	2	0
216	H	Illinois St.	3	9

Average RPI Win: 223		WON-LOST	WINNING	LAST 15	STRENGTH OF		OPP. STRENGTH	TEAM	ADJ		CONF.	ADJ CONF.
Average RPI Loss: 123		RECORD	PCT. RANK	GAMES	SCHEDULE		OF SCHEDULE	RPI	RPI		RPI	RPI
DIV. I ONLY		15-28-0	.34884	247	4-11-0		153	233	250		18	18
DIV. I NON-CONF.		12-19-0	.3871	218	1-2-0		210	241	237		16	16
TOTALS		RPI 1-25	RPI 26-50		W-L RECORDS		RPI 51-100		RPI 101-150		RPI 150+	
15-28-0		0-4-0	0-0-0		OVERALL		1-9-0		2-8-0		12-7-0	
11-11-0		0-3-0	0-0-0		HOME		0-3-0		2-3-0		9-2-0	
2-13-0		0-1-0	0-0-0		AWAY		0-4-0		0-5-0		2-3-0	
2-4-0		0-0-0	0-0-0		NEUTRAL		1-2-0		0-0-0		1-2-0	
12-19-0		0-1-0	0-0-0		NON-CONFERENCE		1-9-0		1-3-0		10-6-0	
8-5-0		0-0-0	0-0-0		HOME		0-3-0		1-1-0		7-1-0	
2-10-0		0-1-0	0-0-		AWAY		0-4-0		0-2-0		2-3-0	
2-4-0		0-0-0	0-0-0		NEUTRAL		1-2-0		0-0-0		1-2-0	
3-9-0		0-3-0	0-0-0		CONFERENCE		0-0-0		1-5-0		2-1-0	
3-6-0		0-3-0	0-0-0		HOME		0-0-0		1-2-0		2-1-0	
0-3-0		0-0-0	0-0-0		AWAY		0-0-0		0-3-0		0-0-0	
0-0-0		0-0-0	0-0-0		NEUTRAL		0-0-0		0-0-0		0-0-0	
RPI S	Opponent	Score	RPI S	Opponent	Score	RPI S	Opponent	Score	RPI S	Opponent	Score	
6 A	Florida St.	10 11				58 N	Boston College	10 11	111 A	Seton Hall	8 13	
21 H	Creighton	4 10				60 H	Hartford	1 2	111 A	Seton Hall	3 4	
21 H	Creighton	5 6				60 H	Hartford	1 11	111 A	Seton Hall	6 7	
21 H	Creighton	3 9				60 H	Hartford	0 8	117 H	Sacred Heart	3 2	
						75 A	Rutgers	4 6	117 H	Sacred Heart	0 2	
						78 A	Houston	1 13	133 A	Saint Joseph's	3 8	
						78 A	Houston	0 4	133 A	Saint Joseph's	0 8	
						78 A	Houston	3 10	146 H	St. John's (NY)	2 5	
						82 N	Indiana St.	6 5	146 H	St. John's (NY)	1 6	
						91 N	Illinois	2 4	146 H	St. John's (NY)	7 2	
									159 A	Stetson	1 5	
									172 A	Stony Brook	3 8	
									203 A	Fordham	11 3	
									210 N	Dartmouth	14 1	
									225 H	St. Bonaventure	7 3	
									225 H	St. Bonaventure	5 2	
									234 A	Penn	9 4	
									234 H	Penn	6 1	
									246 H	Lehigh	8 6	
									256 N	Central Mich.	5 9	
									272 A	La Salle	1 3	
									272 H	La Salle	5 2	
									282 H	Butler	6 11	
									282 H	Butler	9 1	
									282 H	Butler	3 2	
									291 N	Chicago St.	3 4	
									292 H	Saint Peter's	1 5	
LAST 15 GAMES			LAST 15 GAMES			LAST 15 GAMES			LAST 15 GAMES			
21 H	Creighton	5 6	21 H	Creighton	4 10	272 H	La Salle	5 2	282 H	Butler	6 11	
21 H	Creighton	4 10	21 H	Creighton	3 9	146 H	St. John's (NY)	2 5	282 H	Butler	9 1	
21 H	Creighton	3 9	21 H	Creighton	3 9	146 H	St. John's (NY)	1 6	282 H	Butler	3 2	
75 A	Rutgers	4 6	75 A	Rutgers	4 6				291 N	Chicago St.	3 4	
111 A	Seton Hall	6 7	111 A	Seton Hall	6 7				292 H	Saint Peter's	1 5	

Non-Div. I Games:

Villanova

111	A	Seton Hall	8	13
111	A	Seton Hall	3	4

RPI	S	Opponent	Score	
292	H	Saint Peter's	7	3
293	H	Delaware St.	2	1

Villanova

V
i
l
l
a
n
o
v
a

V
i
l
l
a
n
o
v
a

Average RPI Win:	215	WON-LOST		WINNING		LAST 15		STRENGTH OF		OPP. STRENGTH		TEAM		ADJ		CONF.		ADJ CONF.
Average RPI Loss:	166	RECORD		PCT. RANK		GAMES		SCHEDULE		OF SCHEDULE		RPI		RPI		RPI		RPI
DIV. I ONLY		13-26-0		.33333	255	5-10-0		225		253		251		.44503	251	23		23
DIV. I NON-CONF.		3-17-0		.15	291	0-2-0		223		236		286		.40474	286	24		24
<hr/>																		
TOTALS		RPI 1-25		RPI 26-50		W-L RECORDS		RPI 51-100		RPI 101-150		RPI 150+						
13-26-0		0-1-0		0-0-0		OVERALL		1-3-0		1-6-0		11-16-0						
5-4-0		0-0-0		0-0-0		HOME		0-0-0		0-1-0		5-3-0						
6-18-0		0-1-0		0-0-0		AWAY		1-3-0		0-3-0		5-11-0						
2-4-0		0-0-0		0-0-0		NEUTRAL		0-0-0		1-2-0		1-2-0						
3-17-0		0-1-0		0-0-0		NON-CONFERENCE		0-1-0		1-6-0		2-9-0						
0-1-0		0-0-0		0-0-0		HOME		0-0-0		0-1-0		0-0-0						
1-12-0		0-1-0		0-0-		AWAY		0-1-0		0-3-0		1-7-0						
2-4-0		0-0-0		0-0-0		NEUTRAL		0-0-0		1-2-0		1-2-0						
10-9-0		0-0-0		0-0-0		CONFERENCE		1-2-0		0-0-0		9-7-0						
5-3-0		0-0-0		0-0-0		HOME		0-0-0		0-0-0		5-3-0						
5-6-0		0-0-0		0-0-0		AWAY		1-2-0		0-0-0		4-4-0						
0-0-0		0-0-0		0-0-0		NEUTRAL		0-0-0		0-0-0		0-0-0						
RPI	S	Opponent	Score	RPI	S	Opponent	Score	RPI	S	Opponent	Score	RPI	S	Opponent	Score			
18	A	Georgia Tech	0 13				51	A	Michigan St.	5 6	106	H	Valparaiso	4 8				
			76				A	Kent St.	2 13	133	N	Saint Joseph's	8 17					
			76				A	Kent St.	5 4	142	N	Bradley	6 3					
			76				A	Kent St.	7 9	142	N	Bradley	5 16					
							149	A	Florida A&M	5 12								
							149	A	Florida A&M	1 2								
							149	A	Florida A&M	0 9								
							152	N	North Dakota St.	2 4								
							158	A	Middle Tenn.	2 3								
							164	A	Ball St.	1 21								
						164	A	Ball St.	3 13									
						164	A	Ball St.	2 7									
						174	N	Georgetown	12 5									
						175	H	Eastern Mich.	3 5									
						175	H	Eastern Mich.	7 4									
						175	H	Eastern Mich.	6 2									
						194	A	Kennesaw St.	4 7									
						205	H	Northern Ill.	15 12									
						205	H	Northern Ill.	3 17									
						205	H	Northern Ill.	2 5									
						208	A	Belmont	1 3									
						216	N	Illinois St.	1 2									
						219	A	Georgia St.	2 3									
						221	A	Lipscomb	0 1									
						244	A	Toledo	10 2									
						244	A	Toledo	3 11									
						244	A	Toledo	3 1									
						175	H	Eastern Mich.	3 5									
						175	H	Eastern Mich.	7 4									
						205	H	Northern Ill.	15 12									
						205	H	Northern Ill.	3 17									
						205	H	Northern Ill.	2 5									
						208	A	Belmont	1 3									
						216	N	Illinois St.	1 2									
						219	A	Georgia St.	2 3									
						221	A	Lipscomb	0 1									
						244	A	Toledo	10 2									
						244	A	Toledo	3 11									
						244	A	Toledo	3 1									

Non-Div. I Games:

Western Mich.

175	H	Eastern Mich.	6	2
51	A	Michigan St.	5	6

RPI	S	Opponent	Score	
268	A	Bowling Green	11	0
268	A	Bowling Green	3	2
268	H	Bowling Green	6	5
268	H	Bowling Green	1	0
282	A	Butler	2	0
282	A	Butler	3	7
291	A	Chicago St.	3	6

U
C
D
a
v
i
s

UC Davis

104	H	UC Irvine	4	6
104	H	UC Irvine	9	6

RPI	S	Opponent	Score	
224	H	South Dakota St.	5	4

UC Davis

U
C
D
a
v
i
s

U
C
D
a
v
i
s

Average RPI Win: 171		WON-LOST	WINNING	LAST 15	STRENGTH OF		OPP. STRENGTH	TEAM	ADJ	CONF.	ADJ CONF.
Average RPI Loss: 138		RECORD	PCT. RANK	GAMES	SCHEDULE		OF SCHEDULE	RPI	RPI	RPI	RPI
DIV. I ONLY		13-31-0	.29545	274	5-10-0		144	150	253	.44331	253
DIV. I NON-CONF.		5-15-0	.25	266	0-3-0		219	206	279	.41903	279
TOTALS		RPI 1-25	RPI 26-50		W-L RECORDS		RPI 51-100		RPI 101-150		RPI 150+
13-31-0	0-3-0	2-3-0		OVERALL		0-5-0		4-5-0		7-15-0	
8-11-0	0-0-0	2-2-0		HOME		0-0-0		4-5-0		2-4-0	
3-15-0	0-2-0	0-0-0		AWAY		0-4-0		0-0-0		3-9-0	
2-5-0	0-1-0	0-1-0		NEUTRAL		0-1-0		0-0-0		2-2-0	
5-15-0	0-3-0	0-2-0		NON-CONFERENCE		0-2-0		0-0-0		5-8-0	
2-5-0	0-0-0	0-1-0		HOME		0-0-0		0-0-0		2-4-0	
1-5-0	0-2-0	0-0-		AWAY		0-1-0		0-0-0		1-2-0	
2-5-0	0-1-0	0-1-0		NEUTRAL		0-1-0		0-0-0		2-2-0	
8-16-0	0-0-0	2-1-0		CONFERENCE		0-3-0		4-5-0		2-7-0	
6-6-0	0-0-0	2-1-0		HOME		0-0-0		4-5-0		0-0-0	
2-10-0	0-0-0	0-0-0		AWAY		0-3-0		0-0-0		2-7-0	
0-0-0	0-0-0	0-0-0		NEUTRAL		0-0-0		0-0-0		0-0-0	
RPI S	Opponent	Score	RPI S	Opponent	Score	RPI S	Opponent	Score	RPI S	Opponent	Score
3 A	South Carolina	0 5	31 H	Wake Forest	9 15	67 N	Old Dominion	3 12	124 H	Little Rock	8 7
16 N	Virginia	0 8	31 N	Wake Forest	7 10	77 A	Tennessee	5 7	124 H	Little Rock	3 9
17 A	Coastal Caro.	2 17	37 H	South Ala.	1 8	80 A	Troy	2 3	124 H	Little Rock	8 7
			37 H	South Ala.	4 3	80 A	Troy	7 9	127 H	Ga. Southern	1 5
			37 H	South Ala.	4 3	80 A	Troy	3 4	127 H	Ga. Southern	3 13
									127 H	Ga. Southern	6 8
									143 H	Arkansas St.	6 4
									143 H	Arkansas St.	9 2
									143 H	Arkansas St.	7 9
									157 A	La.-Monroe	5 10
									157 A	La.-Monroe	5 4
									157 A	La.-Monroe	2 6
									166 N	Campbell	4 9
									169 A	Texas St.	0 16
									169 A	Texas St.	2 4
									169 A	Texas St.	0 4
									172 N	Stony Brook	4 0
									189 A	Elon	3 4
									219 A	Georgia St.	4 5
									219 A	Georgia St.	6 5
									219 A	Georgia St.	0 10
									231 H	Quinnipiac	2 3
									231 H	Quinnipiac	3 4
									231 H	Quinnipiac	10 7
									231 H	Quinnipiac	2 7
									267 A	N.C. Central	1 4
									267 H	N.C. Central	12 1
LAST 15 GAMES			143 H	Arkansas St.	6 4	31 H	Wake Forest	9 15	231 H	Quinnipiac	3 4
			143 H	Arkansas St.	9 2	37 H	South Ala.	4 3	231 H	Quinnipiac	10 7
			143 H	Arkansas St.	7 9	37 H	South Ala.	1 8	231 H	Quinnipiac	2 7
			31 N	Wake Forest	7 10				267 A	N.C. Central	1 4
			219 A	Georgia St.	4 5				267 H	N.C. Central	12 1

Non-Div. I Games:

Appalachian St.

219	A	Georgia St.	6	5
219	A	Georgia St.	0	10

RPI	S	Opponent	Score	
268	N	Bowling Green	2	6
284	H	UNC Asheville	3	8
284	N	UNC Asheville	8	0
286	A	N.C. A&T	7	6

Appalachian St.

A
P
P
a
l
a
c
h
i
a
n
S
t
.

A
P
P
a
l
a
c
h
i
a
n
S
t
.

V
M
I

VMI

VMI

159	H	Wofford	7	10
159	H	Wofford	3	5

Through Games Of May 1, 2016

RPI	S	Opponent	Score	
265	H	Lafayette	4	2
266	A	ETSU	7	13
266	A	ETSU	5	15
266	A	ETSU	6	9
274	H	George Mason	20	17
295	H	UMES	7	3
295	H	UMES	14	1
295	H	UMES	23	2

VMI

V
M
I

V
M
I

Buffalo

Buffalo

205	A	Northern Ill.	2	9
205	A	Northern Ill.	7	2

RPI	S	Opponent	Score	
237	N	Marist	3	8
244	A	Toledo	13	7
244	A	Toledo	6	4
244	A	Toledo	2	3
269	A	UT Martin	15	8
269	A	UT Martin	5	3
269	A	UT Martin	8	5
296	A	Mt. St. Mary's	15	0
296	A	Mt. St. Mary's	2	0

Average RPI Win: 200		WON-LOST	WINNING	LAST 15	STRENGTH OF		OPP. STRENGTH	TEAM	ADJ		CONF.	ADJ CONF.
Average RPI Loss: 128		RECORD	PCT. RANK	GAMES	SCHEDULE		OF SCHEDULE	RPI	RPI		RPI	RPI
DIV. I ONLY		11-32-0	.25581	281	6-9-0		143	198	256		23	23
DIV. I NON-CONF.		4-22-0	.15385	290	1-2-0		116	130	261		24	24
TOTALS		RPI 1-25	RPI 26-50		W-L RECORDS		RPI 51-100		RPI 101-150		RPI 150+	
11-32-0		0-0-0	0-1-0		OVERALL		1-15-0		1-4-0		9-12-0	
4-6-0		0-0-0	0-0-0		HOME		1-2-0		0-0-0		3-4-0	
4-19-0		0-0-0	0-1-0		AWAY		0-8-0		1-3-0		3-7-0	
3-7-0		0-0-0	0-0-0		NEUTRAL		0-5-0		0-1-0		3-1-0	
4-22-0		0-0-0	0-1-0		NON-CONFERENCE		0-13-0		1-4-0		3-4-0	
0-0-0		0-0-0	0-0-0		HOME		0-0-0		0-0-0		0-0-0	
1-15-0		0-0-0	0-0-		AWAY		0-8-0		1-3-0		0-3-0	
3-7-0		0-0-0	0-0-0		NEUTRAL		0-5-0		0-1-0		3-1-0	
7-10-0		0-0-0	0-0-0		CONFERENCE		1-2-0		0-0-0		6-8-0	
4-6-0		0-0-0	0-0-0		HOME		1-2-0		0-0-0		3-4-0	
3-4-0		0-0-0	0-0-0		AWAY		0-0-0		0-0-0		3-4-0	
0-0-0		0-0-0	0-0-0		NEUTRAL		0-0-0		0-0-0		0-0-0	
RPI S	Opponent	Score	RPI S	Opponent	Score	RPI S	Opponent	Score	RPI S	Opponent	Score	
			27 A	Michigan	7 9	51 A	Michigan St.	1 4	133 N	Saint Joseph's	2 5	
						51 N	Michigan St.	3 7	136 A	Oakland	7 4	
						57 N	St. Mary's (CA)	4 15	150 A	Xavier	0 5	
						58 N	Boston College	3 9	150 A	Xavier	5 8	
						68 A	Notre Dame	6 7	150 A	Xavier	4 7	
						76 H	Kent St.	5 17	152 N	North Dakota St.	11 4	
						76 H	Kent St.	2 5	159 A	Stetson	3 4	
						76 H	Kent St.	13 10	164 H	Ball St.	2 4	
						77 N	Tennessee	1 20	164 H	Ball St.	7 10	
						79 A	Arkansas	3 4	164 H	Ball St.	7 3	
						79 A	Arkansas	4 9	175 A	Eastern Mich.	1 6	
						79 A	Arkansas	1 6	175 A	Eastern Mich.	0 3	
						91 N	Illinois	4 9	175 A	Eastern Mich.	3 2	
						98 A	Missouri St.	1 7	191 A	Grand Canyon	4 5	
						98 A	Missouri St.	0 2	191 A	Grand Canyon	1 3	
						98 A	Missouri St.	1 9	205 A	Northern Ill.	2 3	
									205 A	Northern Ill.	6 9	
									205 A	Northern Ill.	7 6	
									216 N	Illinois St.	7 13	
									244 H	Toledo	14 2	
									244 H	Toledo	1 0	
									244 H	Toledo	3 4	
									250 N	Villanova	9 5	
						68 A	Notre Dame	6 7	268 A	Bowling Green	10 5	
						175 A	Eastern Mich.	0 3	268 H	Bowling Green	0 4	
						175 A	Eastern Mich.	1 6	282 N	Butler	8 3	
						136 A	Oakland	7 4				
						244 H	Toledo	3 4				

Non-Div. I Games: Saginaw Valley 7 4

Central Mich.

244 H Toledo	1	0
244 H Toledo	14	2

C
e
n
t
r
a
l
M
i
c
h
.

C
e
n
t
r
a
l
M
i
c
h
.

[illegible]

Non-Div. I Games:

Fairleigh Dickinson

117 H Sacred Heart	0	3
117 H Sacred Heart	5	6

RPI	S	Opponent	Score	
295	N	UMES	4	6
295	N	UMES	7	5
295	N	UMES	1	5
296	A	Mt. St. Mary's	1	0
296	A	Mt. St. Mary's	4	1
296	A	Mt. St. Mary's	17	2
296	A	Mt. St. Mary's	2	5
296	H	Mt. St. Mary's	4	3
296	H	Mt. St. Mary's	9	4
296	H	Mt. St. Mary's	6	13
296	H	Mt. St. Mary's	6	0
300	A	Coppin St.	8	15
300	A	Coppin St.	35	24

Average RPI Win: 234		WON-LOST	WINNING	LAST 15	STRENGTH OF		OPP. STRENGTH	TEAM	ADJ		CONF.	ADJ CONF.		
Average RPI Loss: 140		RECORD	PCT. RANK	GAMES	SCHEDULE		OF SCHEDULE	RPI	RPI		RPI	RPI		
DIV. I ONLY		15-26-0	.36585	236	0-3-0		195	188	258		.43975	258	16	16
DIV. I NON-CONF.		12-14-0	.46154	167	0-1-0		226	148	222		.46326	223	20	20
TOTALS		RPI 1-25	RPI 26-50		W-L RECORDS		RPI 51-100		RPI 101-150		RPI 150+			
15-26-0		0-3-0	0-3-0		OVERALL		0-1-0		2-4-0		13-15-0			
13-11-0		0-0-0	0-0-0		HOME		0-0-0		1-2-0		12-9-0			
2-14-0		0-3-0	0-3-0		AWAY		0-1-0		1-2-0		1-5-0			
0-1-0		0-0-0	0-0-0		NEUTRAL		0-0-0		0-0-0		0-1-0			
12-14-0		0-3-0	0-3-0		NON-CONFERENCE		0-1-0		1-2-0		11-5-0			
11-4-0		0-0-0	0-0-0		HOME		0-0-0		1-2-0		10-2-0			
1-9-0		0-3-0	0-0-		AWAY		0-1-0		0-0-0		1-2-0			
0-1-0		0-0-0	0-0-0		NEUTRAL		0-0-0		0-0-0		0-1-0			
3-12-0		0-0-0	0-0-0		CONFERENCE		0-0-0		1-2-0		2-10-0			
2-7-0		0-0-0	0-0-0		HOME		0-0-0		0-0-0		2-7-0			
1-5-0		0-0-0	0-0-0		AWAY		0-0-0		1-2-0		0-3-0			
0-0-0		0-0-0	0-0-0		NEUTRAL		0-0-0		0-0-0		0-0-0			
RPI S	Opponent		Score		RPI S	Opponent		Score		RPI S	Opponent		Score	
3 A	South Carolina		0	9	28 A	Georgia		3	10	74 A	Col. of Charleston		1	4
3 A	South Carolina		0	2	28 A	Georgia		3	5		116 H West Virginia		4	3
3 A	South Carolina		4	5	46 A	Jacksonville		1	4		116 H West Virginia		0	5
											116 H West Virginia		0	3
											135 A Liberty		6	9
											135 A Liberty		6	1
											135 A Liberty		2	10
											153 H Longwood		2	6
											153 H Longwood		1	4
											153 H Longwood		4	13
											156 A Gardner-Webb		2	5
											156 A Gardner-Webb		2	21
											156 A Gardner-Webb		0	1
											159 N Wofford		0	4
											166 H Campbell		4	5
											166 H Campbell		18	7
											166 H Campbell		5	7
											201 H George Washington		5	10
											201 H George Washington		12	1
											201 H George Washington		3	1
											235 A USC Upstate		6	11
											235 H USC Upstate		3	1
											247 A The Citadel		3	4
											247 H The Citadel		18	1
											267 H N.C. Central		9	6
											270 H Massachusetts		7	2
											270 H Massachusetts		12	8
											270 H Massachusetts		3	1
LAST 15 GAMES														
					159 N	Wofford		0	4	284 H	UNC Asheville		1	7
					156 A	Gardner-Webb		2	5	287 A	Savannah St.		10	4
					156 A	Gardner-Webb		2	21	135 A	Liberty		6	9
					156 A	Gardner-Webb		0	1					
					235 A	USC Upstate		6	11					

Non-Div. I Games: North Greenville 2 6

Charleston So.

284	H	UNC Asheville	9	7
284	H	UNC Asheville	8	9

RPI	S	Opponent	Score	
282	H	Butler	2	1
282	H	Butler	3	4
282	H	Butler	7	3
284	H	UNC Asheville	9	7
284	H	UNC Asheville	1	7
284	H	UNC Asheville	8	9
287	A	Savannah St.	10	4

C
h
a
r
l
e
s
t
o
n
S
o
.

C
h
a
r
l
e
s
t
o
n
S
o
.

Average RPI Win: 267		WON-LOST RECORD	WINNING PCT. RANK	LAST 15 GAMES	STRENGTH OF SCHEDULE	OPP. STRENGTH OF SCHEDULE	TEAM RPI	ADJ RPI		CONF. RPI	ADJ CONF. RPI	
Average RPI Loss: 199												
DIV. I ONLY		15-26-0	.36585	236	4-11-0	251	294	260	.43939	259	17	17
DIV. I NON-CONF.		13-17-0	.43333	186	4-2-0	253	300	238	.45136	238	17	17
<hr/>												
TOTALS		RPI 1-25		RPI 26-50		W-L RECORDS		RPI 51-100		RPI 101-150		RPI 150+
15-26-0		0-0-0		0-0-0		OVERALL		0-4-0		0-1-0		15-21-0
8-2-0		0-0-0		0-0-0		HOME		0-0-0		0-0-0		8-2-0
7-21-0		0-0-0		0-0-0		AWAY		0-3-0		0-1-0		7-13-0
0-3-0		0-0-0		0-0-0		NEUTRAL		0-1-0		0-0-0		0-2-0
13-17-0		0-0-0		0-0-0		NON-CONFERENCE		0-1-0		0-1-0		13-15-0
6-2-0		0-0-0		0-0-0		HOME		0-0-0		0-0-0		6-2-0
7-12-0		0-0-0		0-0-		AWAY		0-0-0		0-1-0		7-11-0
0-3-0		0-0-0		0-0-0		NEUTRAL		0-1-0		0-0-0		0-2-0
2-9-0		0-0-0		0-0-0		CONFERENCE		0-3-0		0-0-0		2-6-0
2-0-0		0-0-0		0-0-0		HOME		0-0-0		0-0-0		2-0-0
0-9-0		0-0-0		0-0-0		AWAY		0-3-0		0-0-0		0-6-0
0-0-0		0-0-0		0-0-0		NEUTRAL		0-0-0		0-0-0		0-0-0
RPI	S	Opponent	Score	RPI	S	Opponent	Score	RPI	S	Opponent	Score	
						75 N Rutgers	3 10			111 A Seton Hall	2 9	
						99 A FGCU	5 6			151 A Navy	0 4	
						99 A FGCU	3 4			151 A Navy	3 7	
						99 A FGCU	1 10			175 N Eastern Mich.	0 8	
										190 N Omaha	3 9	
										194 A Kennesaw St.	3 5	
										194 A Kennesaw St.	3 5	
										194 A Kennesaw St.	2 8	
										201 A George Washington	6 0	
										203 A Fordham	0 2	
										203 A Fordham	1 3	
										203 H Fordham	3 2	
										203 H Fordham	4 10	
										221 A Lipscomb	2 11	
										221 A Lipscomb	11 12	
										221 A Lipscomb	12 22	
										235 H USC Upstate	4 2	
										235 H USC Upstate	8 6	
										237 H Marist	2 4	
										257 H Fairleigh Dickinson	14 3	
										267 A N.C. Central	5 4	
										267 A N.C. Central	5 6	
										267 A N.C. Central	4 8	
										275 A NYIT	0 2	
										275 A NYIT	6 7	
										275 H NYIT	7 2	
										275 H NYIT	4 1	
				LAST 15 GAMES								
						221 A Lipscomb	12 22			275 A NYIT	0 2	
						221 A Lipscomb	11 12			257 H Fairleigh Dickinson	14 3	
						221 A Lipscomb	2 11			99 A FGCU	3 4	
						292 H Saint Peter's	6 5			275 H NYIT	7 2	
						275 H NYIT	4 1			275 H NYIT	4 1	

Non-Div. I Games: Point U. 12 2

NJIT

275	H	NYIT	7	2
275	A	NYIT	6	7

RPI	S	Opponent	Score	
283	A	Norfolk St.	9	2
283	A	Norfolk St.	0	7
283	A	Norfolk St.	1	6
283	A	Norfolk St.	0	16
292	A	Saint Peter's	11	7
292	H	Saint Peter's	16	0
292	H	Saint Peter's	6	5
300	A	Coppin St.	9	2
300	A	Coppin St.	5	4
300	A	Coppin St.	3	2

Average RPI Win: 178		WON-LOST RECORD		WINNING PCT. RANK		LAST 15 GAMES		STRENGTH OF SCHEDULE		OPP. STRENGTH OF SCHEDULE		TEAM RPI		ADJ RPI		CONF. RPI		ADJ CONF. RPI	
DIV. I ONLY		7-34-0		.17073 298		3-12-0		76		199		261		.4393 260		7		7	
DIV. I NON-CONF.		5-18-0		.21739 278		1-3-0		193		228		271		.42842 270		7		7	
TOTALS		RPI 1-25		RPI 26-50		W-L RECORDS		RPI 51-100		RPI 101-150		RPI 150+							
7-34-0		0-2-0		1-5-0		OVERALL		1-10-0		0-6-0		5-11-0							
2-11-0		0-1-0		0-0-0		HOME		1-9-0		0-0-0		1-1-0							
3-20-0		0-1-0		1-5-0		AWAY		0-1-0		0-6-0		2-7-0							
2-3-0		0-0-0		0-0-0		NEUTRAL		0-0-0		0-0-0		2-3-0							
5-18-0		0-2-0		0-3-0		NON-CONFERENCE		0-2-0		0-0-0		5-11-0							
1-3-0		0-1-0		0-0-0		HOME		0-1-0		0-0-0		1-1-0							
2-12-0		0-1-0		0-0-		AWAY		0-1-0		0-0-0		2-7-0							
2-3-0		0-0-0		0-0-0		NEUTRAL		0-0-0		0-0-0		2-3-0							
2-16-0		0-0-0		1-2-0		CONFERENCE		1-8-0		0-6-0		0-0-0							
1-8-0		0-0-0		0-0-0		HOME		1-8-0		0-0-0		0-0-0							
1-8-0		0-0-0		1-2-0		AWAY		0-0-0		0-6-0		0-0-0							
0-0-0		0-0-0		0-0-0		NEUTRAL		0-0-0		0-0-0		0-0-0							
RPI	S	Opponent		Score		RPI	S	Opponent		Score		RPI	S	Opponent		Score			
2	H	Louisville		4	9	47	A	Maryland		0	6	51	H	Michigan St.		3	5		
18	A	Georgia Tech		2	5	47	A	Maryland		7	1	51	H	Michigan St.		5	2		
						47	A	Maryland		3	11	51	H	Michigan St.		0	11		
						49	A	California		0	4	70	H	Nebraska		8	9		
						49	A	California		0	10	70	H	Nebraska		6	11		
						49	A	California		5	15	70	H	Nebraska		5	9		
												82	A	Indiana St.		1	4		
												82	H	Indiana St.		4	22		
												97	H	Ohio St.		1	3		
												97	H	Ohio St.		1	5		
												97	H	Ohio St.		2	3		
														164 A Ball St.		8	9		
														164 H Ball St.		9	2		
														175 H Eastern Mich.		5	6		
														193 A Kansas		1	8		
														194 A Kennesaw St.		2	5		
														215 N Ohio		2	9		
														215 N Ohio		4	6		
														215 N Ohio		5	4		
														216 A Illinois St.		2	10		
														219 A Georgia St.		5	3		
														263 N Saint Louis		2	3		
														266 A ETSU		2	8		
														266 A ETSU		8	9		
														266 A ETSU		19	6		
														266 A ETSU		2	4		
														281 N North Dakota		5	0		
LAST 15 GAMES																			
						97	H	Ohio St.		1	5	82	H	Indiana St.		4	22		
						97	H	Ohio St.		2	3	164	H	Ball St.		9	2		
						97	H	Ohio St.		1	3	51	H	Michigan St.		5	2		
						216	A	Illinois St.		2	10								
						47	A	Maryland		3	11								

Non-Div. I Games:

Purdue

47 A Maryland	0	6
47 A Maryland	7	1

P
u
r
d
u
e

P
u
r
d
u
e

Average RPI Win:		143	WON-LOST RECORD		WINNING PCT. RANK		LAST 15 GAMES		STRENGTH OF SCHEDULE		OPP. STRENGTH OF SCHEDULE		TEAM RPI		ADJ RPI		CONF. RPI		ADJ CONF. RPI				
DIV. I ONLY			9-33-0		.21429	294	4-11-0		61		214		262		.43875		261	26		26			
DIV. I NON-CONF.			5-20-0		.2	279	0-4-0		44		132		251		.44582		251	27		27			
TOTALS		RPI 1-25		RPI 26-50		W-L RECORDS		RPI 51-100		RPI 101-150		RPI 150+											
9-33-0		0-1-0		0-3-0		OVERALL		0-6-0		6-12-0		3-11-0											
7-17-0		0-1-0		0-1-0		HOME		0-1-0		4-8-0		3-6-0											
2-13-0		0-0-0		0-1-0		AWAY		0-3-0		2-4-0		0-5-0											
0-3-0		0-0-0		0-1-0		NEUTRAL		0-2-0		0-0-0		0-0-0											
5-20-0		0-1-0		0-3-0		NON-CONFERENCE		0-6-0		4-8-0		1-2-0											
3-12-0		0-1-0		0-1-0		HOME		0-1-0		2-7-0		1-2-0											
2-5-0		0-0-0		0-0-		AWAY		0-3-0		2-1-0		0-0-0											
0-3-0		0-0-0		0-1-0		NEUTRAL		0-2-0		0-0-0		0-0-0											
4-13-0		0-0-0		0-0-0		CONFERENCE		0-0-0		2-4-0		2-9-0											
4-5-0		0-0-0		0-0-0		HOME		0-0-0		2-1-0		2-4-0											
0-8-0		0-0-0		0-0-0		AWAY		0-0-0		0-3-0		0-5-0											
0-0-0		0-0-0		0-0-0		NEUTRAL		0-0-0		0-0-0		0-0-0											
RPI	S	Opponent		Score		RPI	S	Opponent		Score		RPI	S	Opponent		Score							
9	H	UC Santa Barbara		4	10	32	A	Arizona		1	4	57	N	St. Mary's (CA)		4	10	103	A	Seattle	3	6	
						42	H	Cal St. Fullerton		3	8	57	N	St. Mary's (CA)		7	10	103	A	Seattle	3	7	
						48	N	Northwestern St.		7	9	72	A	Fresno St.		4	6	103	A	Seattle	4	10	
												86	A	Cal Poly		4	8	104	A	UC Irvine	6	9	
												93	A	Loyola Marymount		3	7	104	H	UC Irvine	6	7	
												93	H	Loyola Marymount		5	17	113	A	CSUN	8	5	
																		113	A	CSUN	5	3	
																		113	H	CSUN	5	7	
																		122	H	Oklahoma	4	6	
																		122	H	Oklahoma	3	6	
																		122	H	Oklahoma	7	10	
																		122	H	Oklahoma	0	13	
																		146	H	St. John's (NY)	10	4	
																		146	H	St. John's (NY)	4	5	
																		146	H	St. John's (NY)	4	3	
																		147	H	New Mexico St.	7	6	
																		147	H	New Mexico St.	4	5	
																		147	H	New Mexico St.	8	2	
																		154	H	Sacramento St.	4	2	
																		154	H	Sacramento St.	4	3	
																		154	H	Sacramento St.	3	6	
																		162	A	Utah Valley	4	7	
																		162	A	Utah Valley	5	11	
																		162	A	Utah Valley	1	10	
																		171	H	UC Riverside	3	7	
																		171	H	UC Riverside	4	8	
																		171	H	UC Riverside	8	2	
LAST 15 GAMES																							
						162	A	Utah Valley		1	10	93	H	Loyola Marymount		5	17	162	A	Utah Valley		5	11
						162	A	Utah Valley		5	11	42	H	Cal St. Fullerton		3	8	162	A	Utah Valley		1	10
						162	A	Utah Valley		4	7	278	A	Northern Colo.		2	9	171	H	UC Riverside		3	7
						93	A	Loyola Marymount		3	7							171	H	UC Riverside		4	8
						147	H	New Mexico St.		8	2							171	H	UC Riverside		8	2

Non-Div. I Games:

CSU Bakersfield

147 H New Mexico St.	4	5
147 H New Mexico St.	7	6

RPI	S	Opponent	Score
191	H	Grand Canyon	6 9
191	H	Grand Canyon	4 9
191	H	Grand Canyon	3 9
278	A	Northern Colo.	3 6
278	A	Northern Colo.	2 9

CSU Bakersfield

C
S
U
B
a
k
e
r
s
f
i
e
l
d

C
S
U
B
a
k
e
r
s
f
i
e
l
d

Average RPI Win:		182	WON-LOST	WINNING	LAST 15	STRENGTH OF		OPP. STRENGTH	TEAM	ADJ		CONF.	ADJ CONF.
Average RPI Loss:		123	RECORD	PCT. RANK	GAMES	SCHEDULE		OF SCHEDULE	RPI	RPI		RPI	RPI
DIV. I ONLY			10-32-0	.2381	288	3-12-0		154	171	259		.43836	262
DIV. I NON-CONF.			8-16-0	.33333	237	2-1-0		290	189	278		.42147	278
TOTALS		RPI 1-25	RPI 26-50		W-L RECORDS		RPI 51-100		RPI 101-150		RPI 150+		
10-32-0		0-3-0	0-3-0		OVERALL		2-5-0		3-12-0		5-9-0		
2-10-0		0-3-0	0-3-0		HOME		0-0-0		1-3-0		1-1-0		
6-17-0		0-0-0	0-0-0		AWAY		2-4-0		0-7-0		4-6-0		
2-5-0		0-0-0	0-0-0		NEUTRAL		0-1-0		2-2-0		0-2-0		
8-16-0		0-0-0	0-0-0		NON-CONFERENCE		0-1-0		3-6-0		5-9-0		
2-1-0		0-0-0	0-0-0		HOME		0-0-0		1-0-0		1-1-0		
4-10-0		0-0-0	0-0-		AWAY		0-0-0		0-4-0		4-6-0		
2-5-0		0-0-0	0-0-0		NEUTRAL		0-1-0		2-2-0		0-2-0		
2-16-0		0-3-0	0-3-0		CONFERENCE		2-4-0		0-6-0		0-0-0		
0-9-0		0-3-0	0-3-0		HOME		0-0-0		0-3-0		0-0-0		
2-7-0		0-0-0	0-0-0		AWAY		2-4-0		0-3-0		0-0-0		
0-0-0		0-0-0	0-0-0		NEUTRAL		0-0-0		0-0-0		0-0-0		
RPI S	Opponent	Score	RPI S	Opponent	Score	RPI S	Opponent	Score	RPI S	Opponent	Score		
24 H	Minnesota	5 6	27 H	Michigan	4 10	58 N	Boston College	3 6	102 H	Penn St.	3 11		
24 H	Minnesota	0 8	27 H	Michigan	9 11	70 A	Nebraska	7 8	102 H	Penn St.	2 8		
24 H	Minnesota	1 10	27 H	Michigan	3 12	70 A	Nebraska	2 3	102 H	Penn St.	2 4		
						70 A	Nebraska	11 3	109 A	Cincinnati	3 10		
						97 A	Ohio St.	2 5	109 A	Cincinnati	5 6		
						97 A	Ohio St.	6 5	109 A	Cincinnati	0 1		
						97 A	Ohio St.	4 5	130 A	Indiana	1 2		
									130 A	Indiana	6 7		
									130 A	Indiana	3 4		
									134 A	Miami (OH)	4 5		
									137 N	Nevada	4 2		
									137 N	Nevada	5 1		
									137 N	Nevada	2 11		
									137 N	Nevada	6 10		
									142 H	Bradley	5 1		
									180 A	Ill.-Chicago	2 11		
									180 H	Ill.-Chicago	0 7		
									209 A	San Diego St.	6 11		
									209 A	San Diego St.	13 7		
									209 A	San Diego St.	10 15		
									216 N	Illinois St.	4 10		
									222 A	Pacific	14 5		
									222 A	Pacific	3 1		
									222 A	Pacific	3 7		
									222 A	Pacific	3 7		
									238 A	Northern Ky.	1 7		
									282 N	Butler	9 10		
Non-Div. I Games:			Saint Leo	3	5	Northwestern							

24	H	Minnesota	5	6
291	A	Chicago St.	12	10

RPI	S	Opponent	Score	
291	A	Chicago St.	12	10
291	H	Chicago St.	11	5

Northwestern

N
o
r
t
h
w
e
s
t
e
r
n

N
o
r
t
h
w
e
s
t
e
r
n

Average RPI Win: 245		WON-LOST	WINNING	LAST 15	STRENGTH OF		OPP. STRENGTH	TEAM	ADJ	CONF.	ADJ CONF.
Average RPI Loss: 139		RECORD	PCT. RANK	GAMES	SCHEDULE		OF SCHEDULE	RPI	RPI	RPI	RPI
DIV. I ONLY		18-25-0	.4186	215	4-11-0		266	180	263	.43655	263
DIV. I NON-CONF.		8-20-0	.28571	261	0-6-0		280	156	292	.39145	291
TOTALS		RPI 1-25	RPI 26-50		W-L RECORDS		RPI 51-100		RPI 101-150		RPI 150+
18-25-0	0-0-0	0-5-0		OVERALL		0-6-0		1-4-0		17-10-0	
13-7-0	0-0-0	0-1-0		HOME		0-0-0		1-2-0		12-4-0	
4-8-0	0-0-0	0-0-0		AWAY		0-4-0		0-0-0		4-4-0	
1-10-0	0-0-0	0-4-0		NEUTRAL		0-2-0		0-2-0		1-2-0	
8-20-0	0-0-0	0-5-0		NON-CONFERENCE		0-6-0		0-2-0		8-7-0	
7-4-0	0-0-0	0-1-0		HOME		0-0-0		0-0-0		7-3-0	
0-6-0	0-0-0	0-0-		AWAY		0-4-0		0-0-0		0-2-0	
1-10-0	0-0-0	0-4-0		NEUTRAL		0-2-0		0-2-0		1-2-0	
10-5-0	0-0-0	0-0-0		CONFERENCE		0-0-0		1-2-0		9-3-0	
6-3-0	0-0-0	0-0-0		HOME		0-0-0		1-2-0		5-1-0	
4-2-0	0-0-0	0-0-0		AWAY		0-0-0		0-0-0		4-2-0	
0-0-0	0-0-0	0-0-0		NEUTRAL		0-0-0		0-0-0		0-0-0	
RPI S	Opponent	Score	RPI S	Opponent	Score	RPI S	Opponent	Score	RPI S	Opponent	Score
36 N	BYU	7 21	36 N	BYU	3 11	89 N	Missouri	3 5	133 H	Saint Joseph's	2 3
36 N	BYU	0 5	36 N	BYU	7 11	91 A	Illinois	2 6	133 H	Saint Joseph's	2 3
36 N	BYU	7 11	36 N	BYU	0 5	91 A	Illinois	4 6	133 H	Saint Joseph's	22 6
38 H	Southeast Mo. St.	3 10	36 N	BYU	7 11	91 A	Illinois	1 3	143 N	Arkansas St.	4 5
			38 H	Southeast Mo. St.	3 10	94 N	Morehead St.	1 4	143 N	Arkansas St.	2 9
						98 A	Missouri St.	4 15	177 A	Richmond	2 4
									177 A	Richmond	13 7
									177 A	Richmond	3 5
									186 H	Murray St.	1 9
									190 N	Omaha	2 16
									193 A	Kansas	3 5
									200 H	Davidson	0 1
									200 H	Davidson	12 2
									200 H	Davidson	2 1
									216 H	Illinois St.	5 4
									230 A	Dayton	7 2
									230 A	Dayton	5 3
									230 A	Dayton	5 1
									249 A	SIUE	8 9
									249 H	SIUE	1 6
									260 N	Purdue	3 2
									274 H	George Mason	3 2
									274 H	George Mason	15 0
									274 H	George Mason	15 6
									276 H	Eastern Ill.	2 0
									281 N	North Dakota	2 7
									282 H	Butler	13 12
LAST 15 GAMES			LAST 15 GAMES			LAST 15 GAMES			LAST 15 GAMES		
200 H	Davidson	12 2	200 H	Davidson	0 1	91 A	Illinois	2 6	274 H	George Mason	15 0
200 H	Davidson	2 1	200 H	Davidson	2 1	91 A	Illinois	1 3	274 H	George Mason	15 6
133 H	Saint Joseph's	22 6	133 H	Saint Joseph's	2 3	91 A	Illinois	4 6	276 H	Eastern Ill.	2 0
133 H	Saint Joseph's	2 3	133 H	Saint Joseph's	2 3				281 N	North Dakota	2 7
									282 H	Butler	13 12

Non-Div. I Games: Rockhurst 2 1

Saint Louis

133	H	Saint Joseph's	2	3
38	H	Southeast Mo. St.	3	10

RPI	S	Opponent	Score	
282	H	Butler	6	8
282	H	Butler	9	4
291	H	Chicago St.	7	0
291	H	Chicago St.	7	1
291	H	Chicago St.	8	2

Saint Louis

S
a
i
n
t
L
o
u
i
s

S
a
i
n
t
L
o
u
i
s

Average RPI Win:		194	WON-LOST RECORD		WINNING PCT. RANK	LAST 15 GAMES		STRENGTH OF SCHEDULE		OPP. STRENGTH OF SCHEDULE	TEAM RPI	ADJ RPI	CONF. RPI	ADJ CONF. RPI			
Average RPI Loss:		127															
DIV. I ONLY			12-32-0		.27273	279	5-10-0		136	202	264	.43608	264	12	12		
DIV. I NON-CONF.			6-16-0		.27273	264	1-1-0		258	234	281	.41126	281	12	12		
TOTALS		RPI 1-25		RPI 26-50		W-L RECORDS		RPI 51-100		RPI 101-150		RPI 150+					
12-32-0		0-2-0		0-2-0		OVERALL		2-11-0		2-6-0		8-11-0					
9-11-0		0-0-0		0-0-0		HOME		2-7-0		1-0-0		6-4-0					
3-18-0		0-2-0		0-1-0		AWAY		0-3-0		1-6-0		2-6-0					
0-3-0		0-0-0		0-1-0		NEUTRAL		0-1-0		0-0-0		0-1-0					
6-16-0		0-2-0		0-2-0		NON-CONFERENCE		0-1-0		1-4-0		5-7-0					
5-2-0		0-0-0		0-0-0		HOME		0-0-0		1-0-0		4-2-0					
1-11-0		0-2-0		0-0-		AWAY		0-0-0		0-4-0		1-4-0					
0-3-0		0-0-0		0-1-0		NEUTRAL		0-1-0		0-0-0		0-1-0					
6-16-0		0-0-0		0-0-0		CONFERENCE		2-10-0		1-2-0		3-4-0					
4-9-0		0-0-0		0-0-0		HOME		2-7-0		0-0-0		2-2-0					
2-7-0		0-0-0		0-0-0		AWAY		0-3-0		1-2-0		1-2-0					
0-0-0		0-0-0		0-0-0		NEUTRAL		0-0-0		0-0-0		0-0-0					
RPI	S	Opponent		Score		RPI	S	Opponent		Score		RPI	S	Opponent		Score	
22	A	Oklahoma St.		2	3	45	N	Gonzaga		5	8	54	A	Southeastern La.		2	4
22	A	Oklahoma St.		1	7	50	A	Dallas Baptist		1	17	54	A	Southeastern La.		0	9
												54	A	Southeastern La.		0	11
												56	H	Lamar		1	3
												56	H	Lamar		6	20
												56	H	Lamar		3	2
												68	N	Notre Dame		2	13
												87	H	Sam Houston St.		3	12
												87	H	Sam Houston St.		3	23
												87	H	Sam Houston St.		2	8
												96	H	McNeese St.		0	1
												96	H	McNeese St.		0	4
												96	H	McNeese St.		8	7
												</					

Non-Div. I Games:

Incarnate Word

128 A SFA	1	11
128 A SFA	1	7

I
n
c
a
r
n
a
t
e
W
o
r
d

I
n
c
a
r
n
a
t
e
W
o
r
d

Average RPI Win:	215	WON-LOST RECORD	WINNING PCT. RANK	LAST 15 GAMES	STRENGTH OF SCHEDULE	OPP. STRENGTH OF SCHEDULE	TEAM RPI	ADJ RPI	CONF. RPI	ADJ CONF. RPI		
DIV. I ONLY		14-29-0	.32558	261	5-10-0	226	275	265	.43587	265	28	28
DIV. I NON-CONF.		7-16-0	.30435	253	1-0-0	233	278	264	.43416	264	29	29
<hr/>												
TOTALS	RPI 1-25	RPI 26-50		W-L RECORDS		RPI 51-100		RPI 101-150		RPI 150+		
14-29-0	0-0-0	0-0-0		OVERALL		0-1-0		1-3-0		13-25-0		
5-10-0	0-0-0	0-0-0		HOME		0-0-0		1-2-0		4-8-0		
7-19-0	0-0-0	0-0-0		AWAY		0-1-0		0-1-0		7-17-0		
2-0-0	0-0-0	0-0-0		NEUTRAL		0-0-0		0-0-0		2-0-0		
7-16-0	0-0-0	0-0-0		NON-CONFERENCE		0-1-0		1-3-0		6-12-0		
2-5-0	0-0-0	0-0-0		HOME		0-0-0		1-2-0		1-3-0		
3-11-0	0-0-0	0-0-		AWAY		0-1-0		0-1-0		3-9-0		
2-0-0	0-0-0	0-0-0		NEUTRAL		0-0-0		0-0-0		2-0-0		
7-13-0	0-0-0	0-0-0		CONFERENCE		0-0-0		0-0-0		7-13-0		
3-5-0	0-0-0	0-0-0		HOME		0-0-0		0-0-0		3-5-0		
4-8-0	0-0-0	0-0-0		AWAY		0-0-0		0-0-0		4-8-0		
0-0-0	0-0-0	0-0-0		NEUTRAL		0-0-0		0-0-0		0-0-0		
RPI	S	Opponent	Score	RPI	S	Opponent	Score	RPI	S	Opponent	Score	
						75	A Rutgers	3		11		

Non-Div. I Games:

Lafayette

Lafayette

246	A	Lehigh	2	5
246	A	Lehigh	4	10

Through Games Of May 1, 2016

RPI	S	Opponent	Score	
245	A	Army West Point	11	2
245	A	Army West Point	4	0
245	A	Army West Point	6	3
246	A	Lehigh	4	10
246	A	Lehigh	3	6
246	A	Lehigh	2	5
246	A	Lehigh	3	4
254	A	VMI	5	8
254	A	VMI	2	4
254	A	VMI	2	8
257	H	Fairleigh Dickinson	6	7
271	H	Bucknell	1	4
271	H	Bucknell	6	4
271	H	Bucknell	3	5
271	H	Bucknell	6	5

Lafayette

L
a
f
a
y
e
t
t
e

L
a
f
a
y
e
t
t
e

**E
T
S
U**

Tie, Loss, Non-Conf,S Site, H Home, A Away, N Neutral Page 531

52	A	UNCG	6	13
52	A	UNCG	5	6

RPI	S	Opponent	Score	
284	H	UNC Asheville	9	1
286	A	N.C. A&T	17	5
286	H	N.C. A&T	15	5

ETSU

E
T
S
U

E
T
S
U

Average RPI Win: 247		WON-LOST	WINNING	LAST 15	STRENGTH OF		OPP. STRENGTH	TEAM	ADJ		CONF.	ADJ CONF.			
Average RPI Loss: 189		RECORD	PCT. RANK	GAMES	SCHEDULE		OF SCHEDULE	RPI	RPI		RPI	RPI			
DIV. I ONLY		22-25-0	.46809	176	8-7-0		290	254	267	.43252	267	31			
DIV. I NON-CONF.		11-13-0	.45833	168	3-3-0		266	225	253	.44513	253	32			
TOTALS		RPI 1-25	RPI 26-50		W-L RECORDS		RPI 51-100		RPI 101-150		RPI 150+				
22-25-0		0-0-0	0-2-0		OVERALL		1-3-0		0-3-0		21-17-0				
14-11-0		0-0-0	0-1-0		HOME		1-3-0		0-0-0		13-7-0				
8-14-0		0-0-0	0-1-0		AWAY		0-0-0		0-3-0		8-10-0				
0-0-0		0-0-0	0-0-0		NEUTRAL		0-0-0		0-0-0		0-0-0				
11-13-0		0-0-0	0-2-0		NON-CONFERENCE		1-3-0		0-0-0		10-8-0				
8-7-0		0-0-0	0-1-0		HOME		1-3-0		0-0-0		7-3-0				
3-6-0		0-0-0	0-0-		AWAY		0-0-0		0-0-0		3-5-0				
0-0-0		0-0-0	0-0-0		NEUTRAL		0-0-0		0-0-0		0-0-0				
11-12-0		0-0-0	0-0-0		CONFERENCE		0-0-0		0-3-0		11-9-0				
6-4-0		0-0-0	0-0-0		HOME		0-0-0		0-0-0		6-4-0				
5-8-0		0-0-0	0-0-0		AWAY		0-0-0		0-3-0		5-5-0				
0-0-0		0-0-0	0-0-0		NEUTRAL		0-0-0		0-0-0		0-0-0				
RPI	S	Opponent	Score	RPI	S	Opponent	Score	RPI	S	Opponent	Score	RPI	S	Opponent	Score
				43	A	Duke	0 3	63	H	High Point	14 1	149	A	Florida A&M	4 6
				43	H	Duke	2 4	94	H	Morehead St.	2 4	149	A	Florida A&M	4 16
								94	H	Morehead St.	1 4	149	A	Florida A&M	3 6
								94	H	Morehead St.	4 24	153	A	Longwood	7 4
												153	H	Longwood	5 3
												166	H	Campbell	11 15
												181	A	Presbyterian	6 15
												189	A	Elon	4 9
												192	A	Bethune-Cookman	1 2
												192	A	Bethune-Cookman	4 5
												192	A	Bethune-Cookman	2 3
												192	H	Bethune-Cookman	4 3
												192	H	Bethune-Cookman	3 11
												192	H	Bethune-Cookman	4 13
												226	H	Niagara	7 3
												226	H	Niagara	11 12
												226	H	Niagara	10 6
												226	H	Niagara	13 10
												253	A	Appalachian St.	1 12
												253	H	Appalachian St.	4 1
												258	A	Charleston So.	6 9
												259	H	NJIT	4 5
												259	H	NJIT	8 4
												259	H	NJIT	6 5
												283	A	Norfolk St.	6 3
												283	H	Norfolk St.	9 13
												284	A	UNC Asheville	5 6
LAST 15 GAMES															
				287	A	Savannah St.	0 2	192	A	Bethune-Cookman	1 2	259	H	NJIT	8 4
				287	A	Savannah St.	5 4	153	H	Longwood	5 3	259	H	NJIT	6 5
				287	A	Savannah St.	9 5	286	H	N.C. A&T	8 4	283	A	Norfolk St.	6 3
				43	H	Duke	2 4					283	H	Norfolk St.	9 13
				189	A	Elon	4 9					284	A	UNC Asheville	5 6

Non-Div. I Games: Virginia St. 14 4

N.C. Central

192	A	Bethune-Cookman	4	5
192	A	Bethune-Cookman	2	3

RPI	S	Opponent	Score	
284	A	UNC Asheville	5	2
284	A	UNC Asheville	6	2
286	A	N.C. A&T	2	15
286	A	N.C. A&T	8	6
286	A	N.C. A&T	7	4
286	H	N.C. A&T	4	3
286	H	N.C. A&T	8	0
286	H	N.C. A&T	8	4
287	A	Savannah St.	5	4
287	A	Savannah St.	0	2
287	A	Savannah St.	9	5
287	H	Savannah St.	9	5
287	H	Savannah St.	2	1
287	H	Savannah St.	2	4

[illegible]

Non-Div. I Games:	Findlay	5	4
-------------------	---------	---	---

Bowling Green

Bowling Green

164	A	Ball St.	1	3
164	A	Ball St.	5	1

Through Games Of May 1, 2016

RPI	S	Opponent	Score	
242	A	Youngstown St.	0	2
244	H	Toledo	7	3
244	H	Toledo	5	3
244	H	Toledo	2	4
251	A	Western Mich.	0	1
251	A	Western Mich.	5	6
251	H	Western Mich.	0	11
251	H	Western Mich.	2	3
253	N	Appalachian St.	6	2
256	A	Central Mich.	4	0
256	H	Central Mich.	5	10
266	A	ETSU	1	12
266	A	ETSU	7	1
287	N	Savannah St.	10	1

Bowling Green

B
o
w
l
i
n
g
G
r
e
e
n

B
o
w
l
i
n
g
G
r
e
e
n

Average RPI Win:		242	WON-LOST RECORD		WINNING PCT. RANK	LAST 15 GAMES	STRENGTH OF SCHEDULE		OPP. STRENGTH OF SCHEDULE	TEAM RPI	ADJ RPI	CONF. RPI	ADJ CONF. RPI
Average RPI Loss:		170											
DIV. I ONLY			14-27-0		.34146 251	7-7-0	203		276	269	.43048 269	20	20
DIV. I NON-CONF.			8-12-0		.4 206	3-1-0	239		298	263	.43423 263	19	19
TOTALS		RPI 1-25	RPI 26-50		W-L RECORDS		RPI 51-100		RPI 101-150		RPI 150+		
14-27-0	0-3-0		0-3-0		OVERALL		1-2-0		0-1-0		13-18-0		
10-13-0	0-0-0		0-3-0		HOME		0-0-0		0-1-0		10-9-0		
4-14-0	0-3-0		0-0-0		AWAY		1-2-0		0-0-0		3-9-0		
0-0-0	0-0-0		0-0-0		NEUTRAL		0-0-0		0-0-0		0-0-0		
8-12-0	0-3-0		0-0-0		NON-CONFERENCE		0-0-0		0-1-0		8-8-0		
5-6-0	0-0-0		0-0-0		HOME		0-0-0		0-1-0		5-5-0		
3-6-0	0-3-0		0-0-		AWAY		0-0-0		0-0-0		3-3-0		
0-0-0	0-0-0		0-0-0		NEUTRAL		0-0-0		0-0-0		0-0-0		
6-15-0	0-0-0		0-3-0		CONFERENCE		1-2-0		0-0-0		5-10-0		
5-7-0	0-0-0		0-3-0		HOME		0-0-0		0-0-0		5-4-0		
1-8-0	0-0-0		0-0-0		AWAY		1-2-0		0-0-0		0-6-0		
0-0-0	0-0-0		0-0-0		NEUTRAL		0-0-0		0-0-0		0-0-0		
RPI S	Opponent	Score	RPI S	Opponent	Score	RPI S	Opponent	Score	RPI S	Opponent	Score		
7 A	Ole Miss	2 8	38 H	Southeast Mo. St.	6 19	94 A	Morehead St.	4 10	121 H	Evansville	9 29		
11 A	Mississippi St.	0 14	38 H	Southeast Mo. St.	2 26	94 A	Morehead St.	7 26	186 H	Murray St.	19 6		
12 A	Vanderbilt	6 11	38 H	Southeast Mo. St.	6 15	94 A	Morehead St.	6 4	186 H	Murray St.	4 7		
									186 H	Murray St.	6 5		
									206 A	Tennessee Tech	3 5		
									206 A	Tennessee Tech	2 10		
									206 A	Tennessee Tech	3 12		
									208 A	Belmont	3 7		
									208 A	Belmont	7 23		
									208 A	Belmont	8 10		
									217 H	Eastern Ky.	4 5		
									217 H	Eastern Ky.	20 6		
									217 H	Eastern Ky.	1 16		
									221 A	Lipscomb	4 12		
									232 H	IPFW	12 7		
									232 H	IPFW	3 2		
									232 H	IPFW	5 6		
									232 H	IPFW	2 4		
									249 H	SIUE	4 6		
									249 H	SIUE	8 7		
									249 H	SIUE	5 4		
									255 H	Buffalo	5 8		
									255 H	Buffalo	8 15		
									255 H	Buffalo	3 5		
									289 A	Jackson St.	2 9		
									289 A	Jackson St.	12 2		
									289 A	Jackson St.	5 8		
			LAST 15 GAMES										
			249 H	SIUE	8 7	94 A	Morehead St.	6 4	255 H	Buffalo	8 15		
			249 H	SIUE	4 6	94 A	Morehead St.	4 10	255 H	Buffalo	3 5		
			249 H	SIUE	5 4	217 H	Eastern Ky.	1 16	289 A	Jackson St.	2 9		
			289 H	Jackson St.	11 8				289 A	Jackson St.	12 2		
			289 H	Jackson St.	10 4				289 A	Jackson St.	5 8		

Non-Div. I Games: Union (TN) 10 3

UT Martin

289	H	Jackson St.	13	3
94	A	Morehead St.	7	26

RPI	S	Opponent	Score	
289	A	Jackson St.	18	9
289	H	Jackson St.	11	8
289	H	Jackson St.	13	3
289	H	Jackson St.	10	4
297	A	Alabama A&M	9	2

UT Martin

U
T
M
a
r
t
i
n

U
T
M
a
r
t
i
n

[illegible]

Non-Div. I Games:

Massachusetts

272 H La Salle	3	5
272 H La Salle	8	3

RPI	S	Opponent	Score	
272	H	La Salle	3	5
272	H	La Salle	8	2
272	H	La Salle	8	3

Massachusetts

M
a
s
s
a
c
h
u
s
e
t
t
s

M
a
s
s
a
c
h
u
s
e
t
t
s

Average RPI Win: 218		WON-LOST RECORD	WINNING PCT. RANK	LAST 15 GAMES	STRENGTH OF SCHEDULE	OPP. STRENGTH OF SCHEDULE	TEAM RPI	ADJ RPI		CONF. RPI	ADJ CONF. RPI						
Average RPI Loss: 189																	
DIV. I ONLY		17-32-0	.34694	250	3-12-0	250	268	271	.42952	271	28	28					
DIV. I NON-CONF.		9-20-0	.31034	250	0-3-0	260	253	277	.42312	276	29	29					
<hr/>																	
TOTALS		RPI 1-25		RPI 26-50		W-L RECORDS		RPI 51-100		RPI 101-150		RPI 150+					
17-32-0		0-1-0		0-0-0		OVERALL		1-0-0		0-7-0		16-24-0					
7-14-0		0-0-0		0-0-0		HOME		0-0-0		0-0-0		7-14-0					
8-13-0		0-1-0		0-0-0		AWAY		0-0-0		0-4-0		8-8-0					
2-5-0		0-0-0		0-0-0		NEUTRAL		1-0-0		0-3-0		1-2-0					
9-20-0		0-1-0		0-0-0		NON-CONFERENCE		1-0-0		0-7-0		8-12-0					
3-6-0		0-0-0		0-0-0		HOME		0-0-0		0-0-0		3-6-0					
4-9-0		0-1-0		0-0-		AWAY		0-0-0		0-4-0		4-4-0					
2-5-0		0-0-0		0-0-0		NEUTRAL		1-0-0		0-3-0		1-2-0					
8-12-0		0-0-0		0-0-0		CONFERENCE		0-0-0		0-0-0		8-12-0					
4-8-0		0-0-0		0-0-0		HOME		0-0-0		0-0-0		4-8-0					
4-4-0		0-0-0		0-0-0		AWAY		0-0-0		0-0-0		4-4-0					
0-0-0		0-0-0		0-0-0		NEUTRAL		0-0-0		0-0-0		0-0-0					
RPI	S	Opponent		Score		RPI	S	Opponent		Score		RPI	S	Opponent		Score	
8	A	North Carolina St.		2	5							68	N	Notre Dame		6	5
												102	A	Penn St.		5	9
												102	A	Penn St.		1	8
												133	A	Saint Joseph's		5	6
												142	N	Bradley		2	8
												142	N	Bradley		4	12
												142	N	Bradley		8	10
												144	A	Binghamton		2	14
												151	H	Navy		0	2
												151	H	Navy		0	15
												151	H	Navy		6	4
												151	H	Navy		4	7
												175	H	Holy Cross		0	3
												175	H	Holy Cross		6	10
												175	H	Holy Cross		3	5
												175	H	Holy Cross		10	12
												204	A	James Madison		9	1
												204	A	James Madison		6	7
												204	A	James Madison		3	9
												204	A	James Madison		4	2
												206	A	Tennessee Tech		6	5
												206	A	Tennessee Tech		3	2
												206	A	Tennessee Tech		3	9
												210	N	Dartmouth		4	6
												212	H	Yale		5	0
												212	H	Yale		4	5
												212	H	Yale		13	9
												212	H	Yale		0	10
<hr/>																	
LAST 15 GAMES																	
						151	H	Navy		6	4	175	H	Holy Cross		6	10
						151	H	Navy		0	15	175	H	Holy Cross		0	3
						151	H	Navy		4	7	102	A	Penn St.		5	9
						151	H	Navy		0	2						
						272	H	La Salle		5	7						

Non-Div. I Games:

Bucknell

Bucknell

175 H Holy Cross	10	12
175 H Holy Cross	3	5

Through Games Of May 1, 2016

RPI	S	Opponent	Score	
225	A	St. Bonaventure	4	6
236	N	Brown	0	2
240	H	Cornell	12	3
240	H	Cornell	6	8
240	H	Cornell	2	3
240	H	Cornell	2	5
243	N	Maine	6	3
245	A	Army West Point	2	3
245	A	Army West Point	4	2
245	A	Army West Point	4	7
245	A	Army West Point	6	2
246	H	Lehigh	11	2
246	H	Lehigh	1	10
246	H	Lehigh	7	5
246	H	Lehigh	4	3
265	A	Lafayette	5	3
265	A	Lafayette	5	6
265	A	Lafayette	4	1
265	A	Lafayette	4	6
272	H	La Salle	5	7

Bucknell

B
u
c
k
n
e
l
l

B
u
c
k
n
e
l
l

Average RPI Win: 246		WON-LOST RECORD		WINNING PCT. RANK		LAST 15 GAMES		STRENGTH OF SCHEDULE		OPP. STRENGTH OF SCHEDULE		TEAM RPI		ADJ RPI		CONF. RPI		ADJ CONF. RPI	
DIV. I ONLY		13-32-0		.28889 275		4-11-0		240		272		272		.42951 272		24		24	
DIV. I NON-CONF.		9-21-0		.3 257		1-2-0		264		279		270		.42911 269		26		26	
TOTALS		RPI 1-25		RPI 26-50		W-L RECORDS		RPI 51-100		RPI 101-150		RPI 150+							
13-32-0		0-0-0		0-0-0		OVERALL		0-5-0		0-3-0		13-24-0							
5-7-0		0-0-0		0-0-0		HOME		0-3-0		0-0-0		5-4-0							
8-25-0		0-0-0		0-0-0		AWAY		0-2-0		0-3-0		8-19-0							
0-0-0		0-0-0		0-0-0		NEUTRAL		0-0-0		0-0-0		0-0-0							
9-21-0		0-0-0		0-0-0		NON-CONFERENCE		0-2-0		0-3-0		9-16-0							
4-2-0		0-0-0		0-0-0		HOME		0-0-0		0-0-0		4-2-0							
5-19-0		0-0-0		0-0-		AWAY		0-2-0		0-3-0		5-14-0							
0-0-0		0-0-0		0-0-0		NEUTRAL		0-0-0		0-0-0		0-0-0							
4-11-0		0-0-0		0-0-0		CONFERENCE		0-3-0		0-0-0		4-8-0							
1-5-0		0-0-0		0-0-0		HOME		0-3-0		0-0-0		1-2-0							
3-6-0		0-0-0		0-0-0		AWAY		0-0-0		0-0-0		3-6-0							
0-0-0		0-0-0		0-0-0		NEUTRAL		0-0-0		0-0-0		0-0-0							
RPI	S	Opponent		Score	RPI	S	Opponent		Score	RPI	S	Opponent		Score					
							63	A	High Point	0	4	146	A	St. John's (NY)	7	16			
							63	A	High Point	1	5	146	A	St. John's (NY)	0	15			
							83	H	VCU	1	9	146	A	St. John's (NY)	2	9			
							83	H	VCU	1	2	162	A	Winthrop	0	9			
							83	H	VCU	1	4	162	A	Winthrop	5	9			
												162	A	Winthrop	2	11			
												162	A	Winthrop	3	7			
												173	A	Delaware	1	22			
												173	H	Delaware	2	4			
												181	A	Presbyterian	0	6			
												181	A	Presbyterian	3	10			
												181	A	Presbyterian	6	3			
												188	H	Canisius	4	3			
												189	A	Elon	6	7			
												189	A	Elon	4	7			
												189	A	Elon	3	10			
												201	A	George Washington	3	4			
												201	A	George Washington	6	3			
												201	A	George Washington	1	2			
												203	H	Fordham	2	6			
												203	H	Fordham	0	9			
												203	H	Fordham	16	4			
												225	A	St. Bonaventure	6	5			
							225	A	St. Bonaventure	1	3	225	A	St. Bonaventure	1	3			
							225	A	St. Bonaventure	6	5	225	A	St. Bonaventure	3	6			
							271	A	Bucknell	7	5	234	A	Penn	3	7			
							270	A	Massachusetts	2	8	241	A	Rider	2	5			
LAST 15 GAMES																			
							250	A	Villanova	2	5	225	A	St. Bonaventure	6	5			
							234	A	Penn	3	7	225	A	St. Bonaventure	1	3			
							83	H	VCU	1	2	225	A	St. Bonaventure	3	6			
												234	A	Penn	3	7			
												241	A	Rider	2	5			

Non-Div. I Games:

La Salle

270	A	Massachusetts	5	3
270	A	Massachusetts	3	8

RPI	S	Opponent	Score	
250	A	Villanova	2	5
250	H	Villanova	3	1
266	A	ETSU	6	4
266	A	ETSU	9	4
266	A	ETSU	3	6
270	A	Massachusetts	3	8
270	A	Massachusetts	5	3
270	A	Massachusetts	2	8
271	A	Bucknell	7	5
292	H	Saint Peter's	1	0
292	H	Saint Peter's	3	7
293	A	Delaware St.	4	2
293	H	Delaware St.	6	5

L
a
S
a
l
l
e

L
a
S
a
l
l
e

Average RPI Win:	264	WON-LOST RECORD	WINNING PCT. RANK	LAST 15 GAMES	STRENGTH OF SCHEDULE	OPP. STRENGTH OF SCHEDULE	TEAM RPI	ADJ RPI	CONF. RPI	ADJ CONF. RPI				
DIV. I ONLY		13-28-0	.31707	269	4-11-0	234	289	273	.42889	273	27	27		
DIV. I NON-CONF.		5-12-0	.29412	259	1-1-0	52	264	180	.48512	180	28	28		

TOTALS	RPI 1-25	RPI 26-50		W-L RECORDS		RPI 51-100		RPI 101-150		RPI 150+				
13-28-0	0-6-0	0-0-0		OVERALL		0-4-0		0-2-0		13-16-0				
5-11-0	0-0-0	0-0-0		HOME		0-1-0		0-0-0		5-10-0				
8-17-0	0-6-0	0-0-0		AWAY		0-3-0		0-2-0		8-6-0				
0-0-0	0-0-0	0-0-0		NEUTRAL		0-0-0		0-0-0		0-0-0				
5-12-0	0-2-0	0-0-0		NON-CONFERENCE		0-4-0		0-2-0		5-4-0				
1-3-0	0-0-0	0-0-0		HOME		0-1-0		0-0-0		1-2-0				
4-9-0	0-2-0	0-0-		AWAY		0-3-0		0-2-0		4-2-0				
0-0-0	0-0-0	0-0-0		NEUTRAL		0-0-0		0-0-0		0-0-0				
8-16-0	0-4-0	0-0-0		CONFERENCE		0-0-0		0-0-0		8-12-0				
4-8-0	0-0-0	0-0-0		HOME		0-0-0		0-0-0		4-8-0				
4-8-0	0-4-0	0-0-0		AWAY		0-0-0		0-0-0		4-4-0				
0-0-0	0-0-0	0-0-0		NEUTRAL		0-0-0		0-0-0		0-0-0				
RPI	S	Opponent	Score		RPI	S	Opponent	Score		RPI	S	Opponent	Score	
16	A	Virginia	2	6						111	A	Seton Hall	2	9
16	A	Virginia	7	20						83	A	VCU	3	4
25	A	Bryant	2	3						83	A	VCU	2	3
25	A	Bryant	4	10						83	A	VCU	5	9
25	A	Bryant	1	5										
25	A	Bryant	0	7										

Non-Div. I Games:

Wagner

296 H Mt. St. Mary's	1	2
296 H Mt. St. Mary's	0	3

RPI	S	Opponent	Score	
296	H	Mt. St. Mary's	9	8
296	H	Mt. St. Mary's	0	3
296	H	Mt. St. Mary's	5	6
296	H	Mt. St. Mary's	1	2

Wagner

W
a
g
n
e
r

W
a
g
n
e
r

Average RPI Win: 177		WON-LOST	WINNING	LAST 15	STRENGTH OF		OPP. STRENGTH	TEAM	ADJ		CONF.	ADJ CONF.					
Average RPI Loss: 167		RECORD	PCT. RANK	GAMES	SCHEDULE		OF SCHEDULE	RPI	RPI		RPI	RPI					
DIV. I ONLY		15-29-0	.34091	254	6-9-0		224	182	274	.42828	274	24					
DIV. I NON-CONF.		11-18-0	.37931	225	3-3-0		203	173	244	.4488	243	26					
<hr/>																	
TOTALS		RPI 1-25		RPI 26-50		W-L RECORDS		RPI 51-100		RPI 101-150		RPI 150+					
15-29-0		1-2-0		0-3-0		OVERALL		1-2-0		1-3-0		12-19-0					
12-15-0		1-2-0		0-0-0		HOME		1-2-0		1-3-0		9-8-0					
3-13-0		0-0-0		0-2-0		AWAY		0-0-0		0-0-0		3-11-0					
0-1-0		0-0-0		0-1-0		NEUTRAL		0-0-0		0-0-0		0-0-0					
11-18-0		1-2-0		0-3-0		NON-CONFERENCE		1-2-0		0-1-0		9-10-0					
8-10-0		1-2-0		0-0-0		HOME		1-2-0		0-1-0		6-5-0					
3-7-0		0-0-0		0-0-		AWAY		0-0-0		0-0-0		3-5-0					
0-1-0		0-0-0		0-1-0		NEUTRAL		0-0-0		0-0-0		0-0-0					
4-11-0		0-0-0		0-0-0		CONFERENCE		0-0-0		1-2-0		3-9-0					
4-5-0		0-0-0		0-0-0		HOME		0-0-0		1-2-0		3-3-0					
0-6-0		0-0-0		0-0-0		AWAY		0-0-0		0-0-0		0-6-0					
0-0-0		0-0-0		0-0-0		NEUTRAL		0-0-0		0-0-0		0-0-0					
RPI	S	Opponent		Score		RPI	S	Opponent		Score		RPI	S	Opponent		Score	
25	H	Bryant		2	12	35	A	East Carolina		1	8	75	H	Rutgers		5	11
25	H	Bryant		0	7	35	A	East Carolina		0	6	75	H	Rutgers		6	8
25	H	Bryant		3	2	40	N	Kentucky		6	8	75	H	Rutgers		6	5
												105 H Rhode Island 2 5					
												105 H Rhode Island 3 4					
												105 H Rhode Island 2 1					
												113 H CSUN 0 1					
												151 H Navy 9 13					
												153 H Longwood 13 6					
												159 A Wofford 6 11					
												174 A Georgetown 5 12					
												174 H Georgetown 2 1					
												177 H Richmond 1 10					
												177 H Richmond 1 0					
												177 H Richmond 3 2					
												198 A Radford 7 8					
												198 A Radford 9 3					
												198 A Radford 2 0					
												201 A George Washington 3 9					
												201 A George Washington 4 14					
												201 A George Washington 0 1					
												204 A James Madison 16 5					
												204 H James Madison 6 5					
												223 H Towson 10 3					
												230 H Dayton 8 2					
												230 H Dayton 6 9					
												230 H Dayton 2 9					
												233 H Siena 5 2					
												233 H Siena 3 5					
												233 H Siena 7 19					
<hr/>																	
						LAST 15 GAMES											
						177 H Richmond 1 0						204 H James Madison 6 5					
						177 H Richmond 1 10						201 A George Washington 3 9					
						177 H Richmond 3 2						201 A George Washington 4 14					
						151 H Navy 9 13											
						198 A Radford 7 8											

Non-Div. I Games:

George Mason

198	A	Radford	9	3
198	A	Radford	2	0

RPI	S	Opponent	Score	
235	A	USC Upstate	4	5
254	A	VMI	17	20
263	A	Saint Louis	6	15
263	A	Saint Louis	0	15
263	A	Saint Louis	2	3
277	H	LIU Brooklyn	2	11
277	H	LIU Brooklyn	9	8
277	H	LIU Brooklyn	7	10

NYIT

NYIT

259	H	NJIT	7	6
259	H	NJIT	2	0

RPI	S	Opponent	Score	
257	A	Fairleigh Dickinson	6	3
257	A	Fairleigh Dickinson	1	11
257	H	Fairleigh Dickinson	0	1
257	H	Fairleigh Dickinson	9	0
259	A	NJIT	2	7
259	A	NJIT	1	4
259	H	NJIT	2	0
259	H	NJIT	7	6
277	A	LIU Brooklyn	4	3
300	N	Coppin St.	14	7
300	N	Coppin St.	4	10
300	N	Coppin St.	5	2

NYIT

N
Y
I
T

N
Y
I
T

Average RPI Win:		183	WON-LOST RECORD		WINNING PCT. RANK		LAST 15 GAMES		STRENGTH OF SCHEDULE		OPP. STRENGTH OF SCHEDULE		TEAM RPI		ADJ RPI		CONF. RPI		ADJ CONF. RPI				
DIV. I ONLY			5-36-0		.12195	299	1-13-0		110		157		277		.42559		276	20		20			
DIV. I NON-CONF.			3-17-0		.15	291	0-2-0		181		52		262		.4356		262	19		19			
TOTALS		RPI 1-25		RPI 26-50		W-L RECORDS		RPI 51-100		RPI 101-150		RPI 150+											
5-36-0		0-4-0		0-3-0		OVERALL		1-10-0		0-5-0		4-14-0											
1-8-0		0-0-0		0-0-0		HOME		0-3-0		0-0-0		1-5-0											
4-27-0		0-4-0		0-3-0		AWAY		1-6-0		0-5-0		3-9-0											
0-1-0		0-0-0		0-0-0		NEUTRAL		0-1-0		0-0-0		0-0-0											
3-17-0		0-4-0		0-0-0		NON-CONFERENCE		1-4-0		0-5-0		2-4-0											
0-0-0		0-0-0		0-0-0		HOME		0-0-0		0-0-0		0-0-0											
3-16-0		0-4-0		0-0-		AWAY		1-3-0		0-5-0		2-4-0											
0-1-0		0-0-0		0-0-0		NEUTRAL		0-1-0		0-0-0		0-0-0											
2-19-0		0-0-0		0-3-0		CONFERENCE		0-6-0		0-0-0		2-10-0											
1-8-0		0-0-0		0-0-0		HOME		0-3-0		0-0-0		1-5-0											
1-11-0		0-0-0		0-3-0		AWAY		0-3-0		0-0-0		1-5-0											
0-0-0		0-0-0		0-0-0		NEUTRAL		0-0-0		0-0-0		0-0-0											
RPI	S	Opponent		Score		RPI	S	Opponent		Score		RPI	S	Opponent		Score							
12	A	Vanderbilt		1	9	38	A	Southeast Mo. St.		1	15	62	H	Jacksonville St.		3	10	140	A	Southern Ill.		2	10
19	A	Southern Miss.		4	6	38	A	Southeast Mo. St.		7	20	62	H	Jacksonville St.		3	4	145	A	Central Ark.		2	4
19	A	Southern Miss.		1	6	38	A	Southeast Mo. St.		11	12	62	H	Jacksonville St.		4	6	145	A	Central Ark.		1	9
19	A	Southern Miss.		1	18							65	A	Austin Peay		6	13	145	A	Central Ark.		3	4
												65	A	Austin Peay		3	5	145	A	Central Ark.		5	6
												65	A	Austin Peay		3	6	186	A	Murray St.		11	31
												79	A	Arkansas		2	3	186	A	Murray St.		9	3
												79	A	Arkansas		10	8	186	A	Murray St.		4	9
												79	A	Arkansas		2	5	206	H	Tennessee Tech		6	8
												91	A	Illinois		7	9	206	H	Tennessee Tech		3	5
												91	N	Illinois		4	5	206	H	Tennessee Tech		3	8
																		208	H	Belmont		1	6
																		208	H	Belmont		9	8
																		208	H	Belmont		9	21
																		216	A	Illinois St.		2	1
																		217	A	Eastern Ky.		7	8
																		217	A	Eastern Ky.		3	9
																		217	A	Eastern Ky.		5	7
																		221	A	Lipscomb		9	16
																		227	A	Memphis		0	23
																		227	A	Memphis		1	2
																		227	A	Memphis		10	9
																		263	A	Saint Louis		0	2
LAST 15 GAMES																							
						217	A	Eastern Ky.		7	8	38	A	Southeast Mo. St.		7	20	263	A				
						217	A	Eastern Ky.		5	7	38	A	Southeast Mo. St.		11	12						
						217	A	Eastern Ky.		3	9	38	A	Southeast Mo. St.		1	15						
						208	H	Belmont		1	6												
						208	H	Belmont		9	8												

Non-Div. I Games: Illinois Col. 7 6 Robert Morris-Peoria 14 0

Eastern Ill.

208	H	Belmont	9	21
91	N	Illinois	4	5

E
a
s
t
e
r
n
I
l
l
.

E
a
s
t
e
r
n
I
l
l
.

Average RPI Win:		262	WON-LOST RECORD		WINNING PCT. RANK		LAST 15 GAMES		STRENGTH OF SCHEDULE		OPP. STRENGTH OF SCHEDULE		TEAM RPI		ADJ RPI		CONF. RPI		ADJ CONF. RPI	
Average RPI Loss:		164																		
DIV. I ONLY			13-28-0		.31707 269		5-10-0		276		259		278		.42454 277		27		27	
DIV. I NON-CONF.			6-17-0		.26087 265		1-5-0		270		226		273		.42667 272		28		28	
TOTALS		RPI 1-25		RPI 26-50		W-L RECORDS		RPI 51-100		RPI 101-150		RPI 150+								
13-28-0		0-2-0		0-3-0		OVERALL		0-0-0		1-10-0		12-13-0								
4-7-0		0-0-0		0-0-0		HOME		0-0-0		0-4-0		4-3-0								
9-20-0		0-2-0		0-3-0		AWAY		0-0-0		1-6-0		8-9-0								
0-1-0		0-0-0		0-0-0		NEUTRAL		0-0-0		0-0-0		0-1-0								
6-17-0		0-0-0		0-3-0		NON-CONFERENCE		0-0-0		1-6-0		5-8-0								
0-3-0		0-0-0		0-0-0		HOME		0-0-0		0-0-0		0-3-0								
6-13-0		0-0-0		0-0-		AWAY		0-0-0		1-6-0		5-4-0								
0-1-0		0-0-0		0-0-0		NEUTRAL		0-0-0		0-0-0		0-1-0								
7-11-0		0-2-0		0-0-0		CONFERENCE		0-0-0		0-4-0		7-5-0								
4-4-0		0-0-0		0-0-0		HOME		0-0-0		0-4-0		4-0-0								
3-7-0		0-2-0		0-0-0		AWAY		0-0-0		0-0-0		3-5-0								
0-0-0		0-0-0		0-0-0		NEUTRAL		0-0-0		0-0-0		0-0-0								
RPI	S	Opponent		Score		RPI	S	Opponent		Score		RPI	S	Opponent		Score				
25	A	Bryant		1	5	29	A	Fla. Atlantic		3	4			111	A	Seton Hall		6	3	
25	A	Bryant		1	3	29	A	Fla. Atlantic		1	5			111	A	Seton Hall		1	6	
						29	A	Fla. Atlantic		2	17			111	A	Seton Hall		0	10	
														117	H	Sacred Heart		0	5	
														117	H	Sacred Heart		0	8	
														117	H	Sacred Heart		0	11	
														117	H	Sacred Heart		2	5	
														123	A	UCF		3	4	
														123	A	UCF		7	12	
														123	A	UCF		2	5	
														146	A	St. John's (NY)		7	17	
														172	H	Stony Brook		1	8	
														214	H	Hofstra		6	12	
														220	A	Central Conn. St.		4	13	
														220	A	Central Conn. St.		1	4	
														220	A	Central Conn. St.		1	3	
														220	A	Central Conn. St.		2	0	
														243	N	Maine		2	3	
														264	A	Incarnate Word		4	7	
														264	A	Incarnate Word		2	8	
														264	A	Incarnate Word		10	7	
LAST 15 GAMES														273	H	Wagner		4	1	
296	A	Mt. St. Mary's		6	2	220	A	Central Conn. St.		1	3	273	H	Wagner		5	3			
296	A	Mt. St. Mary's		1	2	220	A	Central Conn. St.		2	0	273	H	Wagner		9	1			
296	A	Mt. St. Mary's		6	1	214	H	Hofstra		6	12	273	H	Wagner		5	2			
296	A	Mt. St. Mary's		4	5							274	A	George Mason		8	9			
146	A	St. John's (NY)		7	17							274	A	George Mason		11	2			

Non-Div. I Games:

LIU Brooklyn

220	A	Central Conn. St.	4	13
220	A	Central Conn. St.	1	4

RPI	S	Opponent	Score	
274	A	George Mason	10	7
275	H	NYIT	3	4
287	A	Savannah St.	2	3
287	A	Savannah St.	11	3
287	A	Savannah St.	4	3
296	A	Mt. St. Mary's	4	5
296	A	Mt. St. Mary's	6	1
296	A	Mt. St. Mary's	1	2
296	A	Mt. St. Mary's	6	2

Average RPI Win: Average RPI Loss:	232 174	WON-LOST RECORD	WINNING PCT. RANK	LAST 15 GAMES		STRENGTH OF SCHEDULE	OPP. STRENGTH OF SCHEDULE	TEAM RPI	ADJ RPI	CONF. RPI	ADJ CONF. RPI				
DIV. I ONLY		11-23-0	.32353	267	7-8-0	287	218	275	.42448	278	26	26			
DIV. I NON-CONF.		4-16-0	.2	279	0-2-0	259	180	285	.40759	285	27	27			
<hr/>															
TOTALS	RPI 1-25		RPI 26-50		W-L RECORDS		RPI 51-100		RPI 101-150		RPI 150+				
11-23-0	0-0-0		0-0-0		OVERALL		0-2-0		1-3-0		10-18-0				
3-4-0	0-0-0		0-0-0		HOME		0-0-0		0-0-0		3-4-0				
8-19-0	0-0-0		0-0-0		AWAY		0-2-0		1-2-0		7-14-0				
0-0-0	0-0-0		0-0-0		NEUTRAL		0-0-0		0-0-0		0-0-0				
4-16-0	0-0-0		0-0-0		NON-CONFERENCE		0-2-0		1-3-0		3-11-0				
1-4-0	0-0-0		0-0-0		HOME		0-0-0		0-0-0		1-4-0				
3-12-0	0-0-0		0-0-		AWAY		0-2-0		1-3-0		2-7-0				
0-0-0	0-0-0		0-0-0		NEUTRAL		0-0-0		0-0-0		0-0-0				
7-7-0	0-0-0		0-0-0		CONFERENCE		0-0-0		0-0-0		7-7-0				
2-0-0	0-0-0		0-0-0		HOME		0-0-0		0-0-0		2-0-0				
5-7-0	0-0-0		0-0-0		AWAY		0-0-0		0-0-0		5-7-0				
0-0-0	0-0-0		0-0-0		NEUTRAL		0-0-0		0-0-0		0-0-0				
RPI	S	Opponent	Score	RPI	S	Opponent	Score	RPI	S	Opponent	Score	RPI	S	Opponent	Score

Non-Div. I Games: Regis (CO)

9 4 Colorado Mesa

4 13

Colorado Mesa

4 7

Northern Colo.

291	A	Chicago St.	2	4
178	H	Air Force	2	4

RPI	S	Opponent	Score	
281	A	North Dakota	5	2
281	A	North Dakota	6	4
291	A	Chicago St.	7	5
291	A	Chicago St.	4	5
291	A	Chicago St.	2	4

N
o
r
t
h
e
r
n
C
o
l
o
.

N
o
r
t
h
e
r
n
C
o
l
o
.

Average RPI Win: 238		WON-LOST RECORD	WINNING PCT. RANK		LAST 15 GAMES	STRENGTH OF SCHEDULE	OPP. STRENGTH OF SCHEDULE	TEAM RPI	ADJ RPI		CONF. RPI	ADJ CONF. RPI					
Average RPI Loss: 165																	
DIV. I ONLY		15-21-0	.41667	217	7-8-0	285	235	279	.42427	279	26	26					
DIV. I NON-CONF.		8-13-0	.38095	221	1-2-0	295	207	283	.4098	282	27	27					
<hr/>																	
TOTALS		RPI 1-25		RPI 26-50		W-L RECORDS		RPI 51-100		RPI 101-150		RPI 150+					
15-21-0		0-1-0		0-0-0		OVERALL		1-2-0		1-6-0		13-12-0					
12-7-0		0-0-0		0-0-0		HOME		0-0-0		1-2-0		11-5-0					
3-14-0		0-1-0		0-0-0		AWAY		1-2-0		0-4-0		2-7-0					
0-0-0		0-0-0		0-0-0		NEUTRAL		0-0-0		0-0-0		0-0-0					
8-13-0		0-1-0		0-0-0		NON-CONFERENCE		1-2-0		0-1-0		7-9-0					
7-3-0		0-0-0		0-0-0		HOME		0-0-0		0-0-0		7-3-0					
1-10-0		0-1-0		0-0-		AWAY		1-2-0		0-1-0		0-6-0					
0-0-0		0-0-0		0-0-0		NEUTRAL		0-0-0		0-0-0		0-0-0					
7-8-0		0-0-0		0-0-0		CONFERENCE		0-0-0		1-5-0		6-3-0					
5-4-0		0-0-0		0-0-0		HOME		0-0-0		1-2-0		4-2-0					
2-4-0		0-0-0		0-0-0		AWAY		0-0-0		0-3-0		2-1-0					
0-0-0		0-0-0		0-0-0		NEUTRAL		0-0-0		0-0-0		0-0-0					
RPI	S	Opponent		Score		RPI	S	Opponent		Score		RPI	S	Opponent		Score	
23	A	TCU		0 13								103	A	Seattle		3 5	
												103	A	Seattle		4 7	
												103	A	Seattle		4 6	
												125	A	Texas		5 7	
												147	H	New Mexico St.		3 12	
												147	H	New Mexico St.		3 7	
												147	H	New Mexico St.		9 3	
												154	H	Sacramento St.		3 5	
												154	H	Sacramento St.		3 12	
												154	H	Sacramento St.		3 2	
												169	H	Texas St.		4 3	
												183	H	Washington St.		3 1	
												184	H	Houston Baptist		2 6	
												218	A	Abilene Christian		2 5	
												218	A	Abilene Christian		1 3	
												218	A	Abilene Christian		5 6	
												218	A	Abilene Christian		2 7	
												229	A	A&M-Corpus Christi		4 5	
												229	H	A&M-Corpus Christi		2 9	
												229	H	A&M-Corpus Christi		3 6	
												264	A	Incarnate Word		5 6	
												264	H	Incarnate Word		4 3	
												281	H	North Dakota		12 2	
												281	H	North Dakota		2 1	
												281	H	North Dakota		8 4	
												289	H	Jackson St.		10 4	
												289	H	Jackson St.		11 4	
<hr/>																	
Non-Div. I Games: Arlington Baptist 11 1 Arlington Baptist 5 0 Arlington Baptist 13 0																	

UTRGV

154	H	Sacramento St.	3	2
229	A	A&M-Corpus Christi	4	5

RPI	S	Opponent	Score	
291	A	Chicago St.	9	2
291	A	Chicago St.	7	12
291	A	Chicago St.	7	1
298	H	Prairie View	7	6
298	H	Prairie View	11	9

Average RPI Win: 287		WON-LOST RECORD		WINNING PCT. RANK		LAST 15 GAMES		STRENGTH OF SCHEDULE		OPP. STRENGTH OF SCHEDULE		TEAM RPI		ADJ RPI		CONF. RPI		ADJ CONF. RPI	
DIV. I ONLY		17-21-0		.44737 193		11-4-0		291		287		280		.42417 280		32		32	
DIV. I NON-CONF.		0-16-0		0 296		0-2-0		149		62		296		.38379 296		31		31	
TOTALS		RPI 1-25		RPI 26-50		W-L RECORDS		RPI 51-100		RPI 101-150		RPI 150+							
17-21-0		0-1-0		0-3-0		OVERALL		0-1-0		0-7-0		17-9-0							
11-7-0		0-0-0		0-3-0		HOME		0-0-0		0-0-0		11-4-0							
6-14-0		0-1-0		0-0-0		AWAY		0-1-0		0-6-0		6-5-0							
0-0-0		0-0-0		0-0-0		NEUTRAL		0-0-0		0-0-0		0-0-0							
0-16-0		0-1-0		0-3-0		NON-CONFERENCE		0-1-0		0-7-0		0-4-0							
0-6-0		0-0-0		0-3-0		HOME		0-0-0		0-0-0		0-3-0							
0-10-0		0-1-0		0-0-		AWAY		0-1-0		0-7-0		0-1-0							
0-0-0		0-0-0		0-0-0		NEUTRAL		0-0-0		0-0-0		0-0-0							
17-5-0		0-0-0		0-0-0		CONFERENCE		0-0-0		0-0-0		17-5-0							
11-1-0		0-0-0		0-0-0		HOME		0-0-0		0-0-0		11-1-0							
6-4-0		0-0-0		0-0-0		AWAY		0-0-0		0-0-0		6-4-0							
0-0-0		0-0-0		0-0-0		NEUTRAL		0-0-0		0-0-0		0-0-0							
RPI	S	Opponent		Score		RPI	S	Opponent		Score		RPI	S	Opponent		Score			
23	A	TCU		3	17	38	H	Southeast Mo. St.		0	10	89	A	Missouri		0	2		
						38	H	Southeast Mo. St.		2	8								
						38	H	Southeast Mo. St.		2	9								
												</							

288 H Texas Southern	8	6
288 H Texas Southern	5	2

RPI	S	Opponent	Score	
298	A	Prairie View	9	0
298	A	Prairie View	13	17
298	A	Prairie View	11	7
298	H	Prairie View	12	0
298	H	Prairie View	21	1
298	H	Prairie View	11	1

Ark.-Pine Bluff

A
r
k
.
-
P
i
n
e
B
l
u
f
f

A
r
k
.
-
P
i
n
e
B
l
u
f
f

[illegible]

Non-Div. I Games:	Minn.-Crookston	10	9
--------------------------	------------------------	-----------	----------

North Dakota

191 H Grand Canyon	4	9
279 A UTRGV	4	8

N
o
r
t
h
D
a
k
o
t
a

N
o
r
t
h
D
a
k
o
t
a

Average RPI Win: 206		WON-LOST	WINNING	LAST 15	STRENGTH OF		OPP. STRENGTH	TEAM	ADJ		CONF.	ADJ CONF.		
Average RPI Loss: 155		RECORD	PCT. RANK	GAMES	SCHEDULE		OF SCHEDULE	RPI	RPI		RPI	RPI		
DIV. I ONLY		10-31-0	.2439	287	3-11-0		232	187	282	.41722	282	18	18	
DIV. I NON-CONF.		7-22-0	.24138	271	0-2-0		247	227	280	.41332	280	16	16	
TOTALS		RPI 1-25	RPI 26-50		W-L RECORDS		RPI 51-100		RPI 101-150		RPI 150+			
10-31-0	0-3-0	0-0-0		OVERALL		1-8-0		1-7-0		8-13-0				
5-8-0	0-0-0	0-0-0		HOME		0-1-0		1-5-0		4-2-0				
3-19-0	0-3-0	0-0-0		AWAY		0-6-0		0-1-0		3-9-0				
2-4-0	0-0-0	0-0-0		NEUTRAL		1-1-0		0-1-0		1-2-0				
7-22-0	0-0-0	0-0-0		NON-CONFERENCE		1-8-0		1-4-0		5-10-0				
3-4-0	0-0-0	0-0-0		HOME		0-1-0		1-2-0		2-1-0				
2-14-0	0-0-0	0-0-		AWAY		0-6-0		0-1-0		2-7-0				
2-4-0	0-0-0	0-0-0		NEUTRAL		1-1-0		0-1-0		1-2-0				
3-9-0	0-3-0	0-0-0		CONFERENCE		0-0-0		0-3-0		3-3-0				
2-4-0	0-0-0	0-0-0		HOME		0-0-0		0-3-0		2-1-0				
1-5-0	0-3-0	0-0-0		AWAY		0-0-0		0-0-0		1-2-0				
0-0-0	0-0-0	0-0-0		NEUTRAL		0-0-0		0-0-0		0-0-0				
RPI	S	Opponent	Score		RPI	S	Opponent	Score		RPI	S	Opponent	Score	
21	A	Creighton	1	2						130	A	Indiana	1	27
21	A	Creighton	3	4						130	N	Indiana	1	2
21	A	Creighton	4	6						134	H	Miami (OH)	3	10
										142	H	Bradley	5	9
										142	H	Bradley	3	1
										150	H	Xavier	1	4
										150	H	Xavier	1	4
										150	H	Xavier	2	6
										174	H	Georgetown	12	6
										174	H	Georgetown	1	3
										174	H	Georgetown	3	2
										216	N	Illinois St.	2	9
										230	A	Dayton	0	3
										232	A	IPFW	0	1
										232	H	IPFW	4	1
										238	A	Northern Ky.	3	8
										250	A	Villanova	1	9
										250	A	Villanova	2	3
										250	A	Villanova	11	6
										251	H	Western Mich.	0	2
										251	H	Western Mich.	7	3
										256	N	Central Mich.	3	8
										258	A	Charleston So.	4	3
										258	A	Charleston So.	1	2
										258	A	Charleston So.	3	7
										262	N	Northwestern	10	9
										263	A	Saint Louis	12	13
LAST 15 GAMES														
150	H	Xavier	1	4	21	A	Creighton	3	4	258	A	Charleston So.	4	3
150	H	Xavier	1	4	21	A	Creighton	4	6	258	A	Charleston So.	1	2
150	H	Xavier	2	6	21	A	Creighton	1	2	258	A	Charleston So.	3	7
174	H	Georgetown	12	6						262	N	Northwestern	10	9
174	H	Georgetown	1	3						263	A	Saint Louis	12	13

Non-Div. I Games: Cleary 12 3 Marian (IN) 15 4

Butler

174	H	Georgetown	3	2
134	H	Miami (OH)	3	10

RPI	S	Opponent	Score	
263	A	Saint Louis	4	9
263	A	Saint Louis	8	6

Butler

B
u
t
l
e
r

B
u
t
l
e
r

[illegible]

Non-Div. I Games:

Norfolk St.

Norfolk St.

300 H Coppin St.	4	1
300 H Coppin St.	2	0

Through Games Of May 1, 2016

RPI	S	Opponent	Score	
295	A	UMES	20	7
295	A	UMES	7	6
295	A	UMES	11	2
295	H	UMES	3	1
295	H	UMES	8	0
295	H	UMES	6	0
300	A	Coppin St.	6	3
300	A	Coppin St.	7	11
300	A	Coppin St.	12	2
300	H	Coppin St.	4	1
300	H	Coppin St.	10	0
300	H	Coppin St.	2	0

Norfolk St.

N
o
r
f
o
l
k
S
t
.

N
o
r
f
o
l
k
S
t
.

Average RPI Win:		215	WON-LOST RECORD		WINNING PCT. RANK		LAST 15 GAMES		STRENGTH OF SCHEDULE		OPP. STRENGTH OF SCHEDULE		TEAM RPI		ADJ RPI		CONF. RPI		ADJ CONF. RPI	
DIV. I ONLY			14-27-0		.34146 251		8-7-0		270		249		284		.41165 284		16		16	
DIV. I NON-CONF.			9-17-0		.34615 234		4-3-0		294		285		293		.39054 292		20		20	
TOTALS		RPI 1-25		RPI 26-50		W-L RECORDS		RPI 51-100		RPI 101-150		RPI 150+								
14-27-0		1-0-0		0-0-0		OVERALL		0-5-0		1-5-0		12-17-0								
8-16-0		0-0-0		0-0-0		HOME		0-4-0		0-0-0		8-12-0								
5-9-0		1-0-0		0-0-0		AWAY		0-1-0		1-4-0		3-4-0								
1-2-0		0-0-0		0-0-0		NEUTRAL		0-0-0		0-1-0		1-1-0								
9-17-0		1-0-0		0-0-0		NON-CONFERENCE		0-2-0		1-2-0		7-13-0								
5-10-0		0-0-0		0-0-0		HOME		0-1-0		0-0-0		5-9-0								
3-5-0		1-0-0		0-0-		AWAY		0-1-0		1-1-0		1-3-0								
1-2-0		0-0-0		0-0-0		NEUTRAL		0-0-0		0-1-0		1-1-0								
5-10-0		0-0-0		0-0-0		CONFERENCE		0-3-0		0-3-0		5-4-0								
3-6-0		0-0-0		0-0-0		HOME		0-3-0		0-0-0		3-3-0								
2-4-0		0-0-0		0-0-0		AWAY		0-0-0		0-3-0		2-1-0								
0-0-0		0-0-0		0-0-0		NEUTRAL		0-0-0		0-0-0		0-0-0								
RPI	S	Opponent		Score		RPI	S	Opponent		Score		RPI	S	Opponent		Score				
14	A	North Carolina		3 2								63	H	High Point		2 11				
						63	H	High Point		4 6		132	A	Furman		6 8				
						63	H	High Point		0 8		135	A	Liberty		5 11				
						77	A	Tennessee		0 11		135	A	Liberty		5 6				
						77	H	Tennessee		3 7		135	A	Liberty		6 7				
												141	N	Monmouth		7 8				
												159	A	Wofford		5 8				
												162	H	Winthrop		2 5				
												162	H	Winthrop		10 7				
												162	H	Winthrop		2 9				
												181	H	Presbyterian		7 4				
												181	H	Presbyterian		8 13				
												181	H	Presbyterian		22 9				
												215	H	Ohio		8 14				
												215	H	Ohio		7 5				
												215	H	Ohio		5 12				
												235	A	USC Upstate		3 9				
												235	H	USC Upstate		3 9				
												241	N	Rider		19 4				
												253	A	Appalachian St.		8 3				
												253	N	Appalachian St.		0 8				
						LAST 15 GAMES						258	A	Charleston So.		7 9				
						162	H	Winthrop		10 7		266	H	ETSU		7 5				
						162	H	Winthrop		2 5		267	H	N.C. Central		2 6				
						162	H	Winthrop		2 9		267	H	N.C. Central		2 5				
						119	A	Western Caro.		8 0		266	A	ETSU		1 9				
						258	A	Charleston So.		7 9		266	H	ETSU		7 5				
												267	H	N.C. Central		2 5				

Non-Div. I Games:

UNC Asheville

258	A	Charleston So.	9	8
258	A	Charleston So.	7	1




RPI	S	Opponent	Score	
267	H	N.C. Central	2	6
267	H	N.C. Central	6	5
285	H	Iona	4	14
285	H	Iona	5	6
285	H	Iona	9	10
296	H	Mt. St. Mary's	1	2
296	H	Mt. St. Mary's	8	2
296	H	Mt. St. Mary's	8	5

UNC Asheville

U
N
C
A
s
h
e
v
i
l
l
e

U
N
C
A
s
h
e
v
i
l
l
e

I
o
n
a

 Tie,  Loss,  Non-Conf, S Site, H Home, A Away, N Neutral Page 569

188	A	Canisius	6	7
188	A	Canisius	0	10

RPI	S	Opponent	Score	
237	H	Marist	2	1
237	H	Marist	6	7
284	A	UNC Asheville	10	9
284	A	UNC Asheville	14	4
284	A	UNC Asheville	6	5
286	A	N.C. A&T	13	14
286	A	N.C. A&T	7	3
286	A	N.C. A&T	5	12

Average RPI Win: 209		WON-LOST	WINNING	LAST 15	STRENGTH OF		OPP. STRENGTH	TEAM	ADJ		CONF.	ADJ CONF.
Average RPI Loss: 185		RECORD	PCT. RANK	GAMES	SCHEDULE		OF SCHEDULE	RPI	RPI		RPI	RPI
DIV. I ONLY		10-36-0	.21739	293	204		264	288	.40588		286	31
DIV. I NON-CONF.		7-21-0	.25	266	146		243	268	.43166		268	32
TOTALS		RPI 1-25	RPI 26-50		W-L RECORDS		RPI 51-100		RPI 101-150		RPI 150+	
10-36-0		0-2-0	0-1-0		OVERALL		1-1-0		0-3-0		9-29-0	
5-20-0		0-1-0	0-0-0		HOME		0-0-0		0-3-0		5-16-0	
4-16-0		0-1-0	0-1-0		AWAY		0-1-0		0-0-0		4-13-0	
1-0-0		0-0-0	0-0-0		NEUTRAL		1-0-0		0-0-0		0-0-0	
7-21-0		0-2-0	0-1-0		NON-CONFERENCE		1-1-0		0-0-0		6-17-0	
4-12-0		0-1-0	0-0-0		HOME		0-0-0		0-0-0		4-11-0	
2-9-0		0-1-0	0-0-0		AWAY		0-1-0		0-0-0		2-6-0	
1-0-0		0-0-0	0-0-0		NEUTRAL		1-0-0		0-0-0		0-0-0	
3-15-0		0-0-0	0-0-0		CONFERENCE		0-0-0		0-3-0		3-12-0	
1-8-0		0-0-0	0-0-0		HOME		0-0-0		0-3-0		1-5-0	
2-7-0		0-0-0	0-0-0		AWAY		0-0-0		0-0-0		2-7-0	
0-0-0		0-0-0	0-0-0		NEUTRAL		0-0-0		0-0-0		0-0-0	
RPI S	Opponent	Score	RPI S	Opponent	Score	RPI S	Opponent	Score	RPI S	Opponent	Score	
8 A	North Carolina St.	1 25	35 A	East Carolina	2 11	52 A	UNCG	2 6	149 H	Florida A&M	7 17	
8 H	North Carolina St.	1 9				52 N	UNCG	9 8	149 H	Florida A&M	3 5	
									149 H	Florida A&M	11 22	
									151 H	Navy	4 11	
									151 H	Navy	1 6	
									151 H	Navy	8 14	
									155 A	Charlotte	9 7	
									156 A	Gardner-Webb	6 10	
									156 H	Gardner-Webb	0 1	
									162 A	Winthrop	0 7	
									162 H	Winthrop	4 15	
									166 A	Campbell	3 15	
									166 A	Campbell	1 14	
									166 A	Campbell	8 10	
									181 A	Presbyterian	5 3	
									181 H	Presbyterian	6 10	
									189 H	Elon	8 7	
									192 A	Bethune-Cookman	7 9	
									192 A	Bethune-Cookman	2 4	
									192 A	Bethune-Cookman	14 10	
									192 H	Bethune-Cookman	2 23	
									192 H	Bethune-Cookman	6 7	
									192 H	Bethune-Cookman	0 6	
									195 H	Albany (NY)	2 9	
									195 H	Albany (NY)	3 14	
									195 H	Albany (NY)	13 4	
									253 H	Appalachian St.	6 7	
LAST 15 GAMES			LAST 15 GAMES			LAST 15 GAMES			LAST 15 GAMES			
			192 H	Bethune-Cookman	2 23	267 A	N.C. Central	4 8				
			192 H	Bethune-Cookman	0 6	267 A	N.C. Central	3 4				
			192 H	Bethune-Cookman	6 7	267 A	N.C. Central	0 8				
			181 A	Presbyterian	5 3							
			8 A	North Carolina St.	1 25							

Non-Div. I Games:

N.C. A&T

8	H	North Carolina St.	1	9
181	H	Presbyterian	6	10

RPI	S	Opponent	Score	
266	A	ETSU	5	15
266	H	ETSU	5	17
267	A	N.C. Central	3	4
267	A	N.C. Central	4	8
267	A	N.C. Central	0	8
267	H	N.C. Central	6	8
267	H	N.C. Central	4	7
267	H	N.C. Central	15	2
285	H	Iona	3	7
285	H	Iona	14	13
285	H	Iona	12	5
287	A	Savannah St.	1	6
287	A	Savannah St.	3	4
287	A	Savannah St.	7	5

Average RPI Win: 247		WON-LOST RECORD	WINNING PCT. RANK	LAST 15 GAMES	STRENGTH OF SCHEDULE	OPP. STRENGTH OF SCHEDULE	TEAM RPI	ADJ RPI	CONF. RPI	ADJ CONF. RPI			
Average RPI Loss: 189													
DIV. I ONLY		11-34-0	.24444	286	2-13-0	232	285	289	.4036	287	31	31	
DIV. I NON-CONF.		5-22-0	.18519	285	0-6-0	225	294	287	.39536	287	32	32	
<hr/>													
TOTALS		RPI 1-25		RPI 26-50		W-L RECORDS		RPI 51-100		RPI 101-150		RPI 150+	
11-34-0		0-0-0		0-0-0		OVERALL		0-4-0		2-7-0		9-23-0	
6-15-0		0-0-0		0-0-0		HOME		0-2-0		1-2-0		5-11-0	
5-16-0		0-0-0		0-0-0		AWAY		0-2-0		1-3-0		4-11-0	
0-3-0		0-0-0		0-0-0		NEUTRAL		0-0-0		0-2-0		0-1-0	
5-22-0		0-0-0		0-0-0		NON-CONFERENCE		0-4-0		0-3-0		5-15-0	
2-10-0		0-0-0		0-0-0		HOME		0-2-0		0-0-0		2-8-0	
3-9-0		0-0-0		0-0-		AWAY		0-2-0		0-1-0		3-6-0	
0-3-0		0-0-0		0-0-0		NEUTRAL		0-0-0		0-2-0		0-1-0	
6-12-0		0-0-0		0-0-0		CONFERENCE		0-0-0		2-4-0		4-8-0	
4-5-0		0-0-0		0-0-0		HOME		0-0-0		1-2-0		3-3-0	
2-7-0		0-0-0		0-0-0		AWAY		0-0-0		1-2-0		1-5-0	
0-0-0		0-0-0		0-0-0		NEUTRAL		0-0-0		0-0-0		0-0-0	
RPI	S	Opponent	Score	RPI	S	Opponent	Score	RPI	S	Opponent	Score		
						55 A	North Florida	4	7	111 N	Seton Hall	3	4
						55 H	North Florida	3	7	120 N	Iowa	4	14
						92 A	Mercer	6	16	127 A	Ga. Southern	1	16
						92 H	Mercer	3	7	149 A	Florida A&M	6	9
										149 A	Florida A&M	4	11
										149 A	Florida A&M	10	5
										149 H	Florida A&M	2	1
										149 H	Florida A&M	5	12
										149 H	Florida A&M	2	7
										153 A	Longwood	5	6
										153 A	Longwood	6	7
										153 A	Longwood	4	9
										164 H	Ball St.	1	10
										164 H	Ball St.	3	7
										181 A	Presbyterian	1	16
										192 A	Bethune-Cookman	6	7
										192 A	Bethune-Cookman	7	12
										192 A	Bethune-Cookman	0	3
										219 A	Georgia St.	10	6
										219 A	Georgia St.	1	4
										225 H	St. Bonaventure	2	9
										225 H	St. Bonaventure	1	10
										225 H	St. Bonaventure	4	7
										225 H	St. Bonaventure	7	1
										258 H	Charleston So.	4	10
										267 A	N.C. Central	4	2
										267 A	N.C. Central	5	9
LAST 15 GAMES													
						267 H	N.C. Central	2	0	55 H	North Florida	3	7
						267 H	N.C. Central	5	9	153 A	Longwood	6	7
						267 H	N.C. Central	4	5	153 A	Longwood	5	6
						92 H	Mercer	3	7				
						149 A	Florida A&M	6	9				

Non-Div. I Games:

Savannah St.

Savannah St.

149	A	Florida A&M	4	11
149	A	Florida A&M	10	5

Through Games Of May 1, 2016

RPI	S	Opponent	Score	
267	A	N.C. Central	1	2
267	H	N.C. Central	4	5
267	H	N.C. Central	2	0
267	H	N.C. Central	5	9
268	N	Bowling Green	1	10
277	H	LIU Brooklyn	3	4
277	H	LIU Brooklyn	3	2
277	H	LIU Brooklyn	3	11
286	H	N.C. A&T	6	1
286	H	N.C. A&T	5	7
286	H	N.C. A&T	4	3
297	A	Alabama A&M	9	12
297	A	Alabama A&M	3	2
297	A	Alabama A&M	17	12

Savannah St.

S
a
v
a
n
n
a
h
S
t
.

S
a
v
a
n
n
a
h
S
t
.

Average RPI Win:	261	WON-LOST	WINNING	LAST 15	STRENGTH OF	OPP. STRENGTH	TEAM	ADJ	CONF.	ADJ CONF.		
Average RPI Loss:	191	RECORD	PCT. RANK	GAMES	SCHEDULE	OF SCHEDULE	RPI	RPI	RPI	RPI		
DIV. I ONLY		13-20-0	.39394	225	3-8-0	292	293	286	.40093	288	32	32
DIV. I NON-CONF.		3-10-0	.23077	275	0-3-0	155	179	268	.42266	277	31	31
<hr/>												
TOTALS	RPI 1-25	RPI 26-50		W-L RECORDS		RPI 51-100		RPI 101-150		RPI 150+		
13-20-0	0-0-0	0-2-0		OVERALL		0-4-0		1-1-0		12-13-0		
5-7-0	0-0-0	0-0-0		HOME		0-0-0		0-0-0		5-7-0		
6-11-0	0-0-0	0-1-0		AWAY		0-3-0		0-1-0		6-6-0		
2-2-0	0-0-0	0-1-0		NEUTRAL		0-1-0		1-0-0		1-0-0		
3-10-0	0-0-0	0-2-0		NON-CONFERENCE		0-4-0		1-1-0		2-3-0		
1-3-0	0-0-0	0-0-0		HOME		0-0-0		0-0-0		1-3-0		
0-5-0	0-0-0	0-0-		AWAY		0-3-0		0-1-0		0-0-0		
2-2-0	0-0-0	0-1-0		NEUTRAL		0-1-0		1-0-0		1-0-0		
10-10-0	0-0-0	0-0-0		CONFERENCE		0-0-0		0-0-0		10-10-0		
4-4-0	0-0-0	0-0-0		HOME		0-0-0		0-0-0		4-4-0		
6-6-0	0-0-0	0-0-0		AWAY		0-0-0		0-0-0		6-6-0		
0-0-0	0-0-0	0-0-0		NEUTRAL		0-0-0		0-0-0		0-0-0		
RPI	S	Opponent	Score	RPI	S	Opponent	Score	RPI	S	Opponent	Score	
				45	N	Gonzaga	3 18	68	N	Notre Dame	5 6	
				50	A	Dallas Baptist	9 15	78	A	Houston	1 7	
								87	A	Sam Houston St.	3 10	
								87	A	Sam Houston St.	0 14	

280 A Ark.-Pine Bluff	2	5
280 A Ark.-Pine Bluff	4	7

T
e
x
a
s
S
o
u
t
h
e
r
n

T
e
x
a
s
S
o
u
t
h
e
r
n

Average RPI Win: 269		WON-LOST RECORD		WINNING PCT. RANK		LAST 15 GAMES		STRENGTH OF SCHEDULE		OPP. STRENGTH OF SCHEDULE		TEAM RPI		ADJ RPI		CONF. RPI		ADJ CONF. RPI	
DIV. I ONLY		16-22-0		.42105 213		4-7-0		293		291		287		.39911 289		32		32	
DIV. I NON-CONF.		5-13-0		.27778 262		0-4-0		278		248		290		.38457 295		31		31	
TOTALS		RPI 1-25		RPI 26-50		W-L RECORDS		RPI 51-100		RPI 101-150		RPI 150+							
16-22-0		0-0-0		0-0-0		OVERALL		0-3-0		2-7-0		14-12-0							
8-10-0		0-0-0		0-0-0		HOME		0-2-0		2-4-0		6-4-0							
7-11-0		0-0-0		0-0-0		AWAY		0-1-0		0-3-0		7-7-0							
1-1-0		0-0-0		0-0-0		NEUTRAL		0-0-0		0-0-0		1-1-0							
5-13-0		0-0-0		0-0-0		NON-CONFERENCE		0-3-0		2-1-0		3-9-0							
4-5-0		0-0-0		0-0-0		HOME		0-2-0		2-1-0		2-2-0							
1-8-0		0-0-0		0-0-		AWAY		0-1-0		0-0-0		1-7-0							
0-0-0		0-0-0		0-0-0		NEUTRAL		0-0-0		0-0-0		0-0-0							
11-9-0		0-0-0		0-0-0		CONFERENCE		0-0-0		0-6-0		11-3-0							
4-5-0		0-0-0		0-0-0		HOME		0-0-0		0-3-0		4-2-0							
6-3-0		0-0-0		0-0-0		AWAY		0-0-0		0-3-0		6-0-0							
1-1-0		0-0-0		0-0-0		NEUTRAL		0-0-0		0-0-0		1-1-0							
RPI	S	Opponent	Score	RPI	S	Opponent	Score	RPI	S	Opponent	Score	RPI	S	Opponent	Score				
								54	H	Southeastern La.	8 12	138	A	Alabama St.	3 4				
								66	A	New Orleans	4 13	138	A	Alabama St.	2 7				
								66	H	New Orleans	9 11	138	A	Alabama St.	1 6				
												138	H	Alabama St.	4 15				
												138	H	Alabama St.	4 7				
												138	H	Alabama St.	1 13				
												149	H	Florida A&M	16 9				
												149	H	Florida A&M	2 15				
												149	H	Florida A&M	4 3				
												157	A	La.-Monroe	7 10				
												219	A	Georgia St.	5 11				
												219	A	Georgia St.	13 12				
												269	A	UT Martin	4 10				
												269	A	UT Martin	3 13				
												269	A	UT Martin	8 11				
												269	H	UT Martin	2 12				
												269	H	UT Martin	9 2				
												269	H	UT Martin	8 5				
												269	H	UT Martin	9 18				
												279	A	UTRGV	4 10				
												279	A	UTRGV	4 11				
												290	H	Alcorn	11 5				
												290	H	Alcorn	6 9				
												290	H	Alcorn	5 1				
												290	N	Alcorn	2 3				
												294	N	Southern U.	4 0				
												297	A	Alabama A&M	10 9				
Non-Div. I Games:				LeMoyne-Owen		20	3	Tougaloo		10	0	LeMoyne-Owen		23	2	Concordia (AL)		9	1
				Tougaloo		8	3	Concordia (AL)		8	0	Concordia (AL)		17	1	Tougaloo		6	1

Jacksons

Concordia (AL)

21	0			
269	A	UT Martin	3	13
66	H	New Orleans	9	11

Jackson, S. T.

RPI	S	Opponent	Score
297	A	Alabama A&M	22 4
297	A	Alabama A&M	20 1
297	H	Alabama A&M	14 4
297	H	Alabama A&M	7 6
297	H	Alabama A&M	3 6
299	A	Mississippi Val.	16 5
299	A	Mississippi Val.	10 3
299	A	Mississippi Val.	19 9

Jackson St.

Average RPI Win:		291	WON-LOST RECORD		WINNING PCT. RANK		LAST 15 GAMES		STRENGTH OF SCHEDULE		OPP. STRENGTH OF SCHEDULE		TEAM RPI		ADJ RPI		CONF. RPI		ADJ CONF. RPI	
DIV. I ONLY			11-28-0		.28205		277		6-8-0		279		292		290		.39583		290	
DIV. I NON-CONF.			0-12-0		0		296		0-0-0		4		53		257		.43914		257	
TOTALS		RPI 1-25		RPI 26-50		W-L RECORDS		RPI 51-100		RPI 101-150		RPI 150+								
11-28-0		0-1-0		0-1-0		OVERALL		0-9-0		0-7-0		11-10-0								
4-9-0		0-0-0		0-1-0		HOME		0-0-0		0-4-0		4-4-0								
5-16-0		0-1-0		0-0-0		AWAY		0-7-0		0-3-0		5-5-0								
2-3-0		0-0-0		0-0-0		NEUTRAL		0-2-0		0-0-0		2-1-0								
0-12-0		0-1-0		0-1-0		NON-CONFERENCE		0-9-0		0-1-0		0-0-0								
0-2-0		0-0-0		0-1-0		HOME		0-0-0		0-1-0		0-0-0								
0-8-0		0-1-0		0-0-		AWAY		0-7-0		0-0-0		0-0-0								
0-2-0		0-0-0		0-0-0		NEUTRAL		0-2-0		0-0-0		0-0-0								
11-16-0		0-0-0		0-0-0		CONFERENCE		0-0-0		0-6-0		11-10-0								
4-7-0		0-0-0		0-0-0		HOME		0-0-0		0-3-0		4-4-0								
5-8-0		0-0-0		0-0-0		AWAY		0-0-0		0-3-0		5-5-0								
2-1-0		0-0-0		0-0-0		NEUTRAL		0-0-0		0-0-0		2-1-0								
RPI	S	Opponent		Score		RPI	S	Opponent		Score		RPI	S	Opponent		Score				
11	A	Mississippi St.		0 14		38	H	Southeast Mo. St.		4 17		53	A	Alabama		5 8				
												117	H	Sacred Heart		3 16				
												53	A	Alabama		0 8				
												138	A	Alabama St.		0 10				
												54	A	Southeastern La.		0 10				
												54	A	Southeastern La.		1 8				
												138	A	Alabama St.		3 7				
												138	H	Alabama St.		1 16				
												61	N	UConn		4 10				
												138	H	Alabama St.		4 10				
												64	A	Louisiana Tech		238 A Grambling				
												65	A	Austin Peay		11 8				
												66	A	New Orleans		238 H Grambling				
												98	N	Missouri St.		3 12				
																3 12				
																280 H Ark.-Pine Bluff				
																3 7				
																289 A Jackson St.				
																9 6				
																5 11				
																289 A Jackson St.				
																1 5				
																289 A Jackson St.				
																3 2				
																289 N Jackson St.				
																6 2				
																294 N Southern U.				
																2 12				
																297 A Alabama A&M				
																15 13				
																297 A Alabama A&M				
																16 4				
																297 H Alabama A&M				
																6 4				
																297 H Alabama A&M				
																3 13				
																297 H Alabama A&M				
																3 8				
																298 N Prairie View				
																10 11				
																299 A Mississippi Val.				
																1 5				
																299 A Mississippi Val.				
																10 3				
																299 A Mississippi Val.				
																5 6				
																299 H Mississippi Val.				
																12 4				
																299 H Mississippi Val.				
																9 2				

TOTALS		RPI 1-25		RPI 26-50		W-L RECORDS		RPI 51-100		RPI 101-150		RPI 150+								
11-28-0		0-1-0		0-1-0		OVERALL		0-9-0		0-7-0		11-10-0								
4-9-0		0-0-0		0-1-0		HOME		0-0-0		0-4-0		4-4-0								
5-16-0		0-1-0		0-0-0		AWAY		0-7-0		0-3-0		5-5-0								
2-3-0		0-0-0		0-0-0		NEUTRAL		0-2-0		0-0-0		2-1-0								
0-12-0		0-1-0		0-1-0		NON-CONFERENCE		0-9-0		0-1-0		0-0-0								
0-2-0		0-0-0		0-1-0		HOME		0-0-0		0-1-0		0-0-0								
0-8-0		0-1-0		0-0-		AWAY		0-7-0		0-0-0		0-0-0								
0-2-0		0-0-0		0-0-0		NEUTRAL		0-2-0		0-0-0		0-0-0								
11-16-0		0-0-0		0-0-0		CONFERENCE		0-0-0		0-6-0		11-10-0								
4-7-0		0-0-0		0-0-0		HOME		0-0-0		0-3-0		4-4-0								
5-8-0		0-0-0		0-0-0		AWAY		0-0-0		0-3-0		5-5-0								
2-1-0		0-0-0		0-0-0		NEUTRAL		0-0-0		0-0-0		2-1-0								

Non-Div. I Games:

Tougaloo

18 2

Tougaloo

4 1

Tougaloo

4 0

Alcorn

297	H	Alabama A&M	3	8
297	H	Alabama A&M	6	4

RPI	S	Opponent	Score	
299	H	Mississippi Val.	11	4

Alcorn

A
l
c
o
r
n

A
l
c
o
r
n

Average RPI Win: Average RPI Loss:	230 178	WON-LOST RECORD	WINNING PCT. RANK	LAST 15 GAMES		STRENGTH OF SCHEDULE	OPP. STRENGTH OF SCHEDULE	TEAM RPI	ADJ RPI	CONF. RPI	ADJ CONF. RPI	
DIV. I ONLY		10-33-0	.23256	290	3-11-0	262	248	291	.39406	291	26	26
DIV. I NON-CONF.		6-19-0	.24	272	0-5-0	292	190	294	.38605	293	27	27
<hr/>												
TOTALS	RPI 1-25		RPI 26-50		W-L RECORDS		RPI 51-100		RPI 101-150		RPI 150+	
10-33-0	0-0-0		0-0-0		OVERALL		0-3-0		0-9-0		10-21-0	
6-10-0	0-0-0		0-0-0		HOME		0-0-0		0-4-0		6-6-0	
3-20-0	0-0-0		0-0-0		AWAY		0-1-0		0-4-0		3-15-0	
1-3-0	0-0-0		0-0-0		NEUTRAL		0-2-0		0-1-0		1-0-0	
6-19-0	0-0-0		0-0-0		NON-CONFERENCE		0-3-0		0-3-0		6-13-0	
3-4-0	0-0-0		0-0-0		HOME		0-0-0		0-1-0		3-3-0	
2-12-0	0-0-0		0-0-		AWAY		0-1-0		0-1-0		2-10-0	
1-3-0	0-0-0		0-0-0		NEUTRAL		0-2-0		0-1-0		1-0-0	
4-14-0	0-0-0		0-0-0		CONFERENCE		0-0-0		0-6-0		4-8-0	
3-6-0	0-0-0		0-0-0		HOME		0-0-0		0-3-0		3-3-0	
1-8-0	0-0-0		0-0-0		AWAY		0-0-0		0-3-0		1-5-0	
0-0-0	0-0-0		0-0-0		NEUTRAL		0-0-0		0-0-0		0-0-0	
RPI	S	Opponent	Score	RPI	S	Opponent	Score	RPI	S	Opponent	Score	
						58 N Boston College	1 7	103 H Seattle			1 14	
						68 A Notre Dame	3 6	103 H Seattle			2 12	
						82 N Indiana St.	5 14	103 H Seattle			4 12	
								106 A Valparaiso			4 12	
								106 H Valparaiso			6 10	
								120 N Iowa			3 15	
								147 A New Mexico St.			5 17	
								147 A New Mexico St.			2 8	
								147 A New Mexico St.			4 11	
								154 A Sacramento St.			4 5	
								154 A Sacramento St.			0 10	
								154 A Sacramento St.			1 4	
								165 H Milwaukee			9 12	
								180 A Ill.-Chicago			0 5	
								180 H Ill.-Chicago			3 1	
								180 H Ill.-Chicago			6 3	
								185 A Hawaii			1 0	
								185 A Hawaii			0 14	
								185 A Hawaii			0 4	
								185 A Hawaii			1 4	
								191 A Grand Canyon			5 10	
								191 A Grand Canyon			2 7	
								191 A Grand Canyon			4 2	
						191 A Grand Canyon	5 10	106 H Valparaiso			6 10	
						191 A Grand Canyon	4 2	262 H Northwestern			10 12	
						191 A Grand Canyon	2 7	154 A Sacramento St.			1 4	
						106 A Valparaiso	4 12	229 A A&M-Corpus Christi			2 6	
						278 H Northern Colo.	5 7	229 A A&M-Corpus Christi			7 1	
								229 A A&M-Corpus Christi			6 8	
								232 H IPFW			4 5	

Non-Div. I Games: Otterbein

3 5

Chicago St.

Chicago St.

278	H	Northern Colo.	5	4
278	H	Northern Colo.	4	2

Through Games Of May 1, 2016

RPI	S	Opponent	Score	
250	N	Villanova	4	3
251	H	Western Mich.	6	3
262	A	Northwestern	5	11
262	H	Northwestern	10	12
263	A	Saint Louis	0	7
263	A	Saint Louis	2	8
263	A	Saint Louis	1	7
278	H	Northern Colo.	5	4
278	H	Northern Colo.	5	7
278	H	Northern Colo.	4	2
279	H	UTRGV	2	9
279	H	UTRGV	1	7
279	H	UTRGV	12	7

Chicago St.

C
h
i
c
a
g
o
s
t
.

C
h
i
c
a
g
o
s
t
.

Average RPI Win: 223		WON-LOST	WINNING	LAST 15	STRENGTH OF		OPP. STRENGTH	TEAM	ADJ		CONF.	ADJ CONF.
Average RPI Loss: 201		RECORD	PCT. RANK	GAMES	SCHEDULE		OF SCHEDULE	RPI	RPI		RPI	RPI
DIV. I ONLY		8-32-0	.2	296	4-11-0		264	281	292	.39278	292	29
DIV. I NON-CONF.		5-20-0	.2	279	1-6-0		281	284	291	.39281	290	25
TOTALS		RPI 1-25	RPI 26-50		W-L RECORDS		RPI 51-100		RPI 101-150		RPI 150+	
8-32-0		0-0-0	0-1-0		OVERALL		0-0-0		2-4-0		6-27-0	
1-10-0		0-0-0	0-0-0		HOME		0-0-0		1-2-0		0-8-0	
6-19-0		0-0-0	0-1-0		AWAY		0-0-0		1-2-0		5-16-0	
1-3-0		0-0-0	0-0-0		NEUTRAL		0-0-0		0-0-0		1-3-0	
5-20-0		0-0-0	0-1-0		NON-CONFERENCE		0-0-0		1-2-0		4-17-0	
0-2-0		0-0-0	0-0-0		HOME		0-0-0		0-0-0		0-2-0	
4-15-0		0-0-0	0-0-		AWAY		0-0-0		1-2-0		3-12-0	
1-3-0		0-0-0	0-0-0		NEUTRAL		0-0-0		0-0-0		1-3-0	
3-12-0		0-0-0	0-0-0		CONFERENCE		0-0-0		1-2-0		2-10-0	
1-8-0		0-0-0	0-0-0		HOME		0-0-0		1-2-0		0-6-0	
2-4-0		0-0-0	0-0-0		AWAY		0-0-0		0-0-0		2-4-0	
0-0-0		0-0-0	0-0-0		NEUTRAL		0-0-0		0-0-0		0-0-0	
RPI S	Opponent	Score	RPI S	Opponent	Score	RPI S	Opponent	Score	RPI S	Opponent	Score	
			31 A	Wake Forest	2 8				111 A	Seton Hall	1 8	
									111 A	Seton Hall	4 5	
									141 H	Monmouth	7 11	
									141 H	Monmouth	1 4	
									141 H	Monmouth	8 7	
									146 A	St. John's (NY)	9 8	
									172 A	Stony Brook	3 7	
									177 A	Richmond	0 10	
									177 A	Richmond	2 12	
									177 N	Richmond	6 12	
									188 A	Canisius	0 9	
									188 A	Canisius	7 11	
									188 A	Canisius	7 8	
									195 A	Albany (NY)	0 5	
									195 A	Albany (NY)	5 17	
									195 A	Albany (NY)	2 5	
									196 H	Fairfield	3 11	
									196 H	Fairfield	2 12	
									196 H	Fairfield	3 8	
									203 A	Fordham	2 0	
									214 H	Hofstra	4 11	
									226 H	Niagara	0 11	
									226 H	Niagara	2 21	
									226 H	Niagara	0 13	
									228 N	Harvard	1 7	
									237 A	Marist	3 1	
									237 A	Marist	2 9	
LAST 15 GAMES			237 A	Marist	3 1	196 H	Fairfield	2 12	226 H	Niagara	2 21	
			237 A	Marist	2 9	146 A	St. John's (NY)	9 8	226 H	Niagara	0 13	
			237 A	Marist	6 4	195 A	Albany (NY)	2 5	228 N	Harvard	1 7	
			111 A	Seton Hall	1 8				237 A	Marist	3 1	
			259 A	NJIT	5 6				237 A	Marist	2 9	

Non-Div. I Games:

Saint Peter's

196 H Fairfield	3	8
196 H Fairfield	3	11

RPI	S	Opponent	Score	
237	A	Marist	6	4
246	A	Lehigh	3	6
250	A	Villanova	3	7
250	A	Villanova	5	1
259	A	NJIT	0	16
259	A	NJIT	5	6
259	H	NJIT	7	11
272	A	La Salle	0	1
272	A	La Salle	7	3
273	A	Wagner	6	13
295	N	UMES	10	8
295	N	UMES	5	17

S
a
i
n
t
P
e
t
e
r
'
s

S
a
i
n
t
P
e
t
e
r
'
s

Average RPI Win:	293	WON-LOST	WINNING		LAST 15		STRENGTH OF		OPP. STRENGTH		TEAM	ADJ		CONF.	ADJ CONF.			
Average RPI Loss:	222	RECORD	PCT. RANK		GAMES		SCHEDULE		OF SCHEDULE		RPI	RPI		RPI	RPI			
DIV. I ONLY		11-33-0	.25	283	6-9-0		255		300		293	.39218	293	31	31			
DIV. I NON-CONF.		0-24-0	0	296	0-4-0		199		293		299	.3545	299	32	32			
TOTALS		RPI 1-25		RPI 26-50		W-L RECORDS		RPI 51-100		RPI 101-150		RPI 150+						
11-33-0		0-0-0		0-0-0		OVERALL		0-1-0		0-0-0		11-32-0						
5-12-0		0-0-0		0-0-0		HOME		0-0-0		0-0-0		5-12-0						
6-17-0		0-0-0		0-0-0		AWAY		0-1-0		0-0-0		6-16-0						
0-4-0		0-0-0		0-0-0		NEUTRAL		0-0-0		0-0-0		0-4-0						
0-24-0		0-0-0		0-0-0		NON-CONFERENCE		0-1-0		0-0-0		0-23-0						
0-8-0		0-0-0		0-0-0		HOME		0-0-0		0-0-0		0-8-0						
0-12-0		0-0-0		0-0-		AWAY		0-1-0		0-0-0		0-11-0						
0-4-0		0-0-0		0-0-0		NEUTRAL		0-0-0		0-0-0		0-4-0						
11-9-0		0-0-0		0-0-0		CONFERENCE		0-0-0		0-0-0		11-9-0						
5-4-0		0-0-0		0-0-0		HOME		0-0-0		0-0-0		5-4-0						
6-5-0		0-0-0		0-0-0		AWAY		0-0-0		0-0-0		6-5-0						
0-0-0		0-0-0		0-0-0		NEUTRAL		0-0-0		0-0-0		0-0-0						
RPI	S	Opponent	Score	RPI	S	Opponent	Score	RPI	S	Opponent	Score	RPI	S	Opponent	Score			
								75	A	Rutgers	8	12		151	A	Navy	4	20
														151	H	Navy	4	16
														156	A	Gardner-Webb	6	7
														156	A	Gardner-Webb	0	8
														156	A	Gardner-Webb	1	7
														156	A	Gardner-Webb	0	9
														173	A	Delaware	2	4
														173	A	Delaware	3	8
														173	H	Delaware	8	19
														196	N	Fairfield	1	14
														196	N	Fairfield	3	17
														196	N	Fairfield	2	8
														201	A	George Washington	0	8
														213	N	UMass Lowell	0	3
														223	A	Towson	4	18
														223	H	Towson	1	8
														237	H	Marist	3	4
														237	H	Marist	2	4
														237	H	Marist	0	15
														241	H	Rider	7	11
														250	A	Villanova	1	2
														272	A	La Salle	5	6
														272	H	La Salle	2	4
														283	A	Norfolk St.	5	3
														283	A	Norfolk St.	9	5
														283	A	Norfolk St.	2	5
														283	A	Norfolk St.	10	7

Non-Div. I Games:

Delaware St.

Delaware St.

173	H	Delaware	8	19
295	A	UMES	4	2

Through Games Of May 1, 2016

RPI	S	Opponent	Score	
283	A	Norfolk St.	0	12
283	A	Norfolk St.	0	10
283	H	Norfolk St.	2	6
283	H	Norfolk St.	6	5
283	H	Norfolk St.	0	6
295	A	UMES	3	4
295	A	UMES	4	2
295	H	UMES	2	5
295	H	UMES	4	3
295	H	UMES	5	14
300	A	Coppin St.	14	6
300	A	Coppin St.	0	3
300	A	Coppin St.	15	5
300	H	Coppin St.	10	9
300	H	Coppin St.	5	4
300	H	Coppin St.	14	4

Delaware St.

D
e
l
a
w
a
r
e
S
t
.

D
e
l
a
w
a
r
e
S
t
.

Average RPI Win: 232		WON-LOST RECORD		WINNING PCT. RANK		LAST 15 GAMES		STRENGTH OF SCHEDULE		OPP. STRENGTH OF SCHEDULE		TEAM RPI		ADJ RPI		CONF. RPI		ADJ CONF. RPI	
DIV. I ONLY		8-24-0		.25 283		4-10-0		272		283		294		.38182 294		32		32	
DIV. I NON-CONF.		2-10-0		.16667 287		1-4-0		10		10		160		.48933 172		31		31	
TOTALS		RPI 1-25		RPI 26-50		W-L RECORDS		RPI 51-100		RPI 101-150		RPI 150+							
8-24-0		0-1-0		1-2-0		OVERALL		0-4-0		1-2-0		6-15-0							
5-11-0		0-0-0		0-0-0		HOME		0-1-0		0-0-0		5-10-0							
3-9-0		0-1-0		1-2-0		AWAY		0-2-0		1-2-0		1-2-0							
0-4-0		0-0-0		0-0-0		NEUTRAL		0-1-0		0-0-0		0-3-0							
2-10-0		0-1-0		1-2-0		NON-CONFERENCE		0-4-0		1-2-0		0-1-0							
0-1-0		0-0-0		0-0-0		HOME		0-1-0		0-0-0		0-0-0							
2-8-0		0-1-0		1-0-		AWAY		0-2-0		1-2-0		0-1-0							
0-1-0		0-0-0		0-0-0		NEUTRAL		0-1-0		0-0-0		0-0-0							
6-14-0		0-0-0		0-0-0		CONFERENCE		0-0-0		0-0-0		6-14-0							
5-10-0		0-0-0		0-0-0		HOME		0-0-0		0-0-0		5-10-0							
1-1-0		0-0-0		0-0-0		AWAY		0-0-0		0-0-0		1-1-0							
0-3-0		0-0-0		0-0-0		NEUTRAL		0-0-0		0-0-0		0-3-0							
RPI S	Opponent		Score		RPI S	Opponent		Score		RPI S	Opponent		Score		RPI S	Opponent		Score	
15 A	LSU		1	11	37 A	South Ala.		5	4	54 A	Southeastern La.		2	18	110 A	Auburn		6	5
					37 A	South Ala.		1	7	64 N	Louisiana Tech		0	15	110 A	Auburn		6	18
					37 A	South Ala.		2	12	66 A	New Orleans		4	14	110 A	Auburn		0	7
										66 H	New Orleans		3	23	199 A	Nicholls St.		8	9
															238 H	Grambling		11	16
															238 H	Grambling		7	11
															238 H	Grambling		8	10
															238 H	Grambling		9	10
															238 H	Grambling		5	9
															238 H	Grambling		10	3
															238 N	Grambling		0	15
															280 H	Ark.-Pine Bluff		2	7
															280 H	Ark.-Pine Bluff		5	3
															280 H	Ark.-Pine Bluff		9	10
															288 H	Texas Southern		2	5
															288 H	Texas Southern		5	13
															288 H	Texas Southern		5	6
															289 N	Jackson St.		0	4
															290 N	Alcorn		2	6
															298 A	Prairie View		9	2
															298 A	Prairie View		1	7
															298 H	Prairie View		13	9
															298 H	Prairie View		4	1
															298 H	Prairie View		16	5
LAST 15 GAMES																			
				66 H	New Orleans		3	23	238 H	Grambling		11	16						
				37 A	South Ala.		1	7	238 H	Grambling		8	10						
				37 A	South Ala.		2	12	238 H	Grambling		7	11						
				37 A	South Ala.		5	4											
				298 H	Prairie View		13	9											
Non-Div. I Games:		Selma		12 6		Loyola (LA)		6 7		Loyola (LA)		5 4		Selma		10 0		Southern U.	
		Selma		4 3															

298 H Prairie View	16	5
298 H Prairie View	4	1

S
o
u
t
h
e
r
n
U
.

S
o
u
t
h
e
r
n
U
.

UMES				Through Games Of May 1, 2016								
Average RPI Win: 269		WON-LOST	WINNING	LAST 15	STRENGTH OF	OPP. STRENGTH	TEAM	ADJ	CONF.	ADJ CONF.		
Average RPI Loss: 240		RECORD	PCT. RANK	GAMES	SCHEDULE	OF SCHEDULE	RPI	RPI	RPI	RPI		
DIV. I ONLY		14-29-0	.32558 261	6-9-0	297	298	295	.37564 295	31	31		
DIV. I NON-CONF.		8-15-0	.34783 233	3-1-0	250	290	256	.44006 256	32	32		
TOTALS		RPI 1-25	RPI 26-50		W-L RECORDS		RPI 51-100		RPI 101-150		RPI 150+	
14-29-0	0-0-0	0-1-0		OVERALL		0-1-0		0-0-0		14-27-0		
6-8-0	0-0-0	0-0-0		HOME		0-0-0		0-0-0		6-8-0		
5-19-0	0-0-0	0-1-0		AWAY		0-1-0		0-0-0		5-17-0		
3-2-0	0-0-0	0-0-0		NEUTRAL		0-0-0		0-0-0		3-2-0		
8-15-0	0-0-0	0-1-0		NON-CONFERENCE		0-1-0		0-0-0		8-13-0		
3-1-0	0-0-0	0-0-0		HOME		0-0-0		0-0-0		3-1-0		
2-12-0	0-0-0	0-0-		AWAY		0-1-0		0-0-0		2-10-0		
3-2-0	0-0-0	0-0-0		NEUTRAL		0-0-0		0-0-0		3-2-0		
6-14-0	0-0-0	0-0-0		CONFERENCE		0-0-0		0-0-0		6-14-0		
3-7-0	0-0-0	0-0-0		HOME		0-0-0		0-0-0		3-7-0		
3-7-0	0-0-0	0-0-0		AWAY		0-0-0		0-0-0		3-7-0		
0-0-0	0-0-0	0-0-0		NEUTRAL		0-0-0		0-0-0		0-0-0		
RPI S	Opponent	Score	RPI S	Opponent	Score	RPI S	Opponent	Score	RPI S	Opponent	Score	
			43 A	Duke	1 9	52 A	UNCG	2 8	151 A	Navy	2 11	
									151 H	Navy	4 16	
									174 A	Georgetown	9 4	
									174 A	Georgetown	5 7	
									177 A	Richmond	0 15	
									177 A	Richmond	4 7	
									217 A	Eastern Ky.	5 4	
									217 A	Eastern Ky.	1 17	
									217 A	Eastern Ky.	2 20	
									217 A	Eastern Ky.	3 14	
									246 H	Lehigh	5 4	
									246 H	Lehigh	7 6	
									254 A	VMI	2 23	
									254 A	VMI	3 7	
									254 A	VMI	1 14	
									257 N	Fairleigh Dickinson	5 7	
									257 N	Fairleigh Dickinson	5 1	
									257 N	Fairleigh Dickinson	6 4	
									283 A	Norfolk St.	0 8	
									283 A	Norfolk St.	0 6	
									283 A	Norfolk St.	1 3	
					LAST 15 GAMES				283 H	Norfolk St.	2 11	
			300 H	Coppin St.	7 3	246 H	Lehigh	5 4	283 H	Norfolk St.	7 20	
			300 H	Coppin St.	1 4	246 H	Lehigh	7 6	283 H	Norfolk St.	6 7	
			300 H	Coppin St.	8 15	283 A	Norfolk St.	1 3	292 N	Saint Peter's	17 5	
			174 A	Georgetown	9 4				292 N	Saint Peter's	8 10	
			174 A	Georgetown	5 7				293 A	Delaware St.	3 4	

Non-Div. I Games:

UMES

293 H Delaware St.	2	4
293 H Delaware St.	4	3

RPI	S	Opponent	Score	
293	A	Delaware St.	14	5
293	A	Delaware St.	5	2
293	H	Delaware St.	2	4
293	H	Delaware St.	4	3
296	H	Mt. St. Mary's	9	2
300	A	Coppin St.	7	3
300	A	Coppin St.	6	12
300	A	Coppin St.	4	16
300	A	Coppin St.	1	3
300	H	Coppin St.	1	4
300	H	Coppin St.	8	15
300	H	Coppin St.	7	3
300	H	Coppin St.	4	3
300	H	Coppin St.	1	3

Average RPI Win:	263	WON-LOST	WINNING	LAST 15	STRENGTH OF	OPP. STRENGTH	TEAM	ADJ	CONF.	ADJ CONF.					
Average RPI Loss:	227	RECORD	PCT. RANK	GAMES	SCHEDULE	OF SCHEDULE	RPI	RPI	RPI	RPI					
DIV. I ONLY		11-29-0	.275	278	8-7-0	298	284	296	.37082	296	27	27			
DIV. I NON-CONF.		3-13-0	.1875	284	1-0-0	285	292	297	.37807	297	28	28			
<hr/>															
TOTALS	RPI 1-25	RPI 26-50		W-L RECORDS		RPI 51-100		RPI 101-150		RPI 150+					
11-29-0	0-0-0	0-4-0		OVERALL		0-0-0		0-0-0		11-25-0					
4-12-0	0-0-0	0-0-0		HOME		0-0-0		0-0-0		4-12-0					
7-17-0	0-0-0	0-4-0		AWAY		0-0-0		0-0-0		7-13-0					
0-0-0	0-0-0	0-0-0		NEUTRAL		0-0-0		0-0-0		0-0-0					
<hr/>															
3-13-0	0-0-0	0-4-0		NON-CONFERENCE		0-0-0		0-0-0		3-9-0					
1-3-0	0-0-0	0-0-0		HOME		0-0-0		0-0-0		1-3-0					
2-10-0	0-0-0	0-0-		AWAY		0-0-0		0-0-0		2-6-0					
0-0-0	0-0-0	0-0-0		NEUTRAL		0-0-0		0-0-0		0-0-0					
<hr/>															
8-16-0	0-0-0	0-0-0		CONFERENCE		0-0-0		0-0-0		8-16-0					
3-9-0	0-0-0	0-0-0		HOME		0-0-0		0-0-0		3-9-0					
5-7-0	0-0-0	0-0-0		AWAY		0-0-0		0-0-0		5-7-0					
0-0-0	0-0-0	0-0-0		NEUTRAL		0-0-0		0-0-0		0-0-0					
<hr/>															
RPI	S	Opponent	Score	RPI	S	Opponent	Score	RPI	S	Opponent	Score				
				31	A	Wake Forest	2 8			202	A	UMBC	3 9		
				46	A	Jacksonville	3 14			202	A	UMBC	1 3		
				46	A	Jacksonville	7 15			202	H	UMBC	5 3		
				46	A	Jacksonville	2 13			220	A	Central Conn. St.	0 2		
										220	A	Central Conn. St.	4 19		
										220	A	Central Conn. St.	0 6		
										220	A	Central Conn. St.	6 4		
										223	A	Towson	7 8		
										255	H	Buffalo	0 15		
										255	H	Buffalo	0 2		
										257	A	Fairleigh Dickinson	4 9		
										257	A	Fairleigh Dickinson	3 4		
										257	A	Fairleigh Dickinson	0 6		
										257	A	Fairleigh Dickinson	13 6		
										257	H	Fairleigh Dickinson	1 4		
										257	H	Fairleigh Dickinson	2 17		
										257	H	Fairleigh Dickinson	5 2		
										257	H	Fairleigh Dickinson	0 1		
										273	A	Wagner	6 5		
										273	A	Wagner	3 0		
										273	A	Wagner	8 9		
				LAST 15 GAMES						273	A	Wagner	2 1		
				277	H	LIU Brooklyn	2 6	273	A	Wagner	6 5	273	H	Wagner	6 14
				277	H	LIU Brooklyn	2 1	300	A	Coppin St.	16 6	273	H	Wagner	4 17
				277	H	LIU Brooklyn	1 6	257	H	Fairleigh Dickinson	0 1	273	H	Wagner	4 20
				277	H	LIU Brooklyn	5 4					273	H	Wagner	0 2
				273	A	Wagner	8 9					277	H	LIU Brooklyn	2 1

Non-Div. I Games:

Mt. St. Mary's

273	A	Wagner	2	1
273	A	Wagner	3	0

RPI	S	Opponent	Score	
277	H	LIU Brooklyn	2	6
277	H	LIU Brooklyn	1	6
277	H	LIU Brooklyn	5	4
284	A	UNC Asheville	2	8
284	A	UNC Asheville	5	8
284	A	UNC Asheville	2	1
295	A	UMES	2	9
300	A	Coppin St.	16	6
300	H	Coppin St.	9	12

Average RPI Win: 264		WON-LOST	WINNING	LAST 15	STRENGTH OF		OPP. STRENGTH	TEAM	ADJ	CONF.	ADJ CONF.
Average RPI Loss: 217		RECORD	PCT. RANK	GAMES	SCHEDULE		OF SCHEDULE	RPI	RPI	RPI	RPI
DIV. I ONLY		12-36-0	.25	283	7-8-0		296	288	297	.3606	297
DIV. I NON-CONF.		4-20-0	.16667	287	2-3-0		265	230	295	.38474	294
TOTALS		RPI 1-25	RPI 26-50		W-L RECORDS		RPI 51-100		RPI 101-150		RPI 150+
12-36-0		0-0-0	0-1-0		OVERALL		1-3-0		0-6-0		11-26-0
5-18-0		0-0-0	0-0-0		HOME		0-0-0		0-3-0		5-15-0
7-18-0		0-0-0	0-1-0		AWAY		1-2-0		0-3-0		6-10-0
0-0-0		0-0-0	0-0-0		NEUTRAL		0-0-0		0-0-0		0-0-0
4-20-0		0-0-0	0-1-0		NON-CONFERENCE		1-3-0		0-3-0		3-13-0
2-8-0		0-0-0	0-0-0		HOME		0-0-0		0-0-0		2-8-0
2-12-0		0-0-0	0-0-		AWAY		1-3-0		0-3-0		1-5-0
0-0-0		0-0-0	0-0-0		NEUTRAL		0-0-0		0-0-0		0-0-0
8-16-0		0-0-0	0-0-0		CONFERENCE		0-0-0		0-3-0		8-13-0
3-10-0		0-0-0	0-0-0		HOME		0-0-0		0-3-0		3-7-0
5-6-0		0-0-0	0-0-0		AWAY		0-0-0		0-0-0		5-6-0
0-0-0		0-0-0	0-0-0		NEUTRAL		0-0-0		0-0-0		0-0-0
RPI S	Opponent	Score	RPI S	Opponent	Score	RPI S	Opponent	Score	RPI S	Opponent	Score
			34 A	Tulane	0 7	80 A	Troy	0 8	110 A	Auburn	0 5
						81 A	Samford	7 5	110 A	Auburn	1 15
						81 A	Samford	6 18	117 A	UAB	2 12
						89 A	Missouri	3 5	138 H	Alabama St.	2 17
									138 H	Alabama St.	3 7
									138 H	Alabama St.	4 16
									186 A	Murray St.	3 11
									206 A	Tennessee Tech	6 11
									206 H	Tennessee Tech	6 34
									217 A	Eastern Ky.	3 1
									217 H	Eastern Ky.	6 11
									221 A	Lipscomb	4 5
									221 A	Lipscomb	5 14
									221 A	Lipscomb	3 10
									232 H	IPFW	6 4
									232 H	IPFW	7 9
									232 H	IPFW	6 7
									232 H	IPFW	1 8
									269 H	UT Martin	2 9
									280 A	Ark.-Pine Bluff	0 1
									280 A	Ark.-Pine Bluff	3 4
									280 A	Ark.-Pine Bluff	2 5
									287 H	Savannah St.	2 3
									287 H	Savannah St.	12 17
									287 H	Savannah St.	12 9
									289 A	Jackson St.	6 3
									289 A	Jackson St.	4 14
LAST 15 GAMES			289 A	Jackson St.	4 14	81 A	Samford	7 5			
			289 A	Jackson St.	6 3	81 A	Samford	6 18			
			289 A	Jackson St.	6 7	299 H	Mississippi Val.	17 4			
			186 A	Murray St.	3 11						
			290 A	Alcorn	13 3						

Non-Div. I Games: North Ala. 6 5

Alabama A&M

290 A Alcorn	8	3
290 A Alcorn	4	6

RPI	S	Opponent	Score	
289	A	Jackson St.	6	7
289	H	Jackson St.	1	20
289	H	Jackson St.	9	10
289	H	Jackson St.	4	22
290	A	Alcorn	4	6
290	A	Alcorn	8	3
290	A	Alcorn	13	3
290	H	Alcorn	12	2
290	H	Alcorn	4	16
290	H	Alcorn	13	15
299	A	Mississippi Val.	12	10
299	A	Mississippi Val.	5	2
299	H	Mississippi Val.	1	2
299	H	Mississippi Val.	10	11
299	H	Mississippi Val.	10	6
299	H	Mississippi Val.	17	4

Alabama A&M

A
l
a
b
a
m
a
A
&
M

A
l
a
b
a
m
a
A
&
M

Average RPI Win: 279		WON-LOST	WINNING	LAST 15	STRENGTH OF		OPP. STRENGTH	TEAM	ADJ		CONF.	ADJ CONF.			
Average RPI Loss: 230		RECORD	PCT. RANK	GAMES	SCHEDULE		OF SCHEDULE	RPI	RPI	RPI	RPI				
DIV. I ONLY		8-28-0	.22222	292	2-11-0		295	296	298	.35298	298	32	32		
DIV. I NON-CONF.		1-10-0	.09091	295	0-1-0		212	215	288	.39504	288	31	31		
TOTALS		RPI 1-25	RPI 26-50		W-L RECORDS		RPI 51-100		RPI 101-150		RPI 150+				
8-28-0		0-1-0	0-0-0		OVERALL		0-3-0		0-0-0		8-24-0				
3-9-0		0-0-0	0-0-0		HOME		0-0-0		0-0-0		3-9-0				
3-17-0		0-1-0	0-0-0		AWAY		0-2-0		0-0-0		3-14-0				
2-2-0		0-0-0	0-0-0		NEUTRAL		0-1-0		0-0-0		2-1-0				
1-10-0		0-1-0	0-0-0		NON-CONFERENCE		0-3-0		0-0-0		1-6-0				
0-1-0		0-0-0	0-0-0		HOME		0-0-0		0-0-0		0-1-0				
1-7-0		0-1-0	0-0-		AWAY		0-2-0		0-0-0		1-4-0				
0-2-0		0-0-0	0-0-0		NEUTRAL		0-1-0		0-0-0		0-1-0				
7-18-0		0-0-0	0-0-0		CONFERENCE		0-0-0		0-0-0		7-18-0				
3-8-0		0-0-0	0-0-0		HOME		0-0-0		0-0-0		3-8-0				
2-10-0		0-0-0	0-0-0		AWAY		0-0-0		0-0-0		2-10-0				
2-0-0		0-0-0	0-0-0		NEUTRAL		0-0-0		0-0-0		2-0-0				
RPI	S	Opponent	Score		RPI	S	Opponent	Score		RPI	S	Opponent	Score		
5	A	Texas A&M	0	11						183	N	Washington St.	3	14	
										184	A	Houston Baptist	3	5	
										184	H	Houston Baptist	17	21	
										238	A	Grambling	6	13	
										238	A	Grambling	4	8	
										238	A	Grambling	7	11	
										238	H	Grambling	2	13	
										238	H	Grambling	3	13	
										238	H	Grambling	7	8	
										238	N	Grambling	4	3	
										264	A	Incarnate Word	2	12	
										264	A	Incarnate Word	5	1	
										279	A	UTRGV	9	11	
										279	A	UTRGV	6	7	
										280	A	Ark.-Pine Bluff	0	12	
										280	A	Ark.-Pine Bluff	1	11	
										280	A	Ark.-Pine Bluff	1	21	
										280	H	Ark.-Pine Bluff	17	13	
										280	H	Ark.-Pine Bluff	7	11	
										280	H	Ark.-Pine Bluff	0	9	
										288	A	Texas Southern	5	6	
										288	A	Texas Southern	5	4	
										288	A	Texas Southern	12	8	
										288	H	Texas Southern	12	2	
										288	H	Texas Southern	3	11	
										288	H	Texas Southern	5	24	
										290	N	Alcorn	11	10	
LAST 15 GAMES				LAST 15 GAMES				LAST 15 GAMES				LAST 15 GAMES			
				238	H	Grambling	3	13	294	A	Southern U.	9	13		
				238	H	Grambling	2	13	294	A	Southern U.	5	16		
				238	H	Grambling	7	8	294	A	Southern U.	1	4		
				184	H	Houston Baptist	17	21							
				280	H	Ark.-Pine Bluff	0	9							

Non-Div. I Games: Wiley 20 10 Wiley 8 7

Prairie View

Prairie View

280 H Ark.-Pine Bluff	17	13
280 H Ark.-Pine Bluff	7	11

Through Games Of May 1, 2016

RPI	S	Opponent	Score	
294	A	Southern U.	1	4
294	A	Southern U.	9	13
294	A	Southern U.	5	16
294	H	Southern U.	2	9
294	H	Southern U.	7	1

Prairie View

P
r
a
i
r
i
e
V
i
e
w

P
r
a
i
r
i
e
V
i
e
w

Average RPI Win:	294	WON-LOST RECORD		WINNING PCT. RANK		LAST 15 GAMES		STRENGTH OF SCHEDULE		OPP. STRENGTH OF SCHEDULE		TEAM RPI		ADJ RPI		CONF. RPI		ADJ CONF. RPI	
DIV. I ONLY		4-30-0		.11765	300	2-11-0		288		290		299		.34493	299	32		32	
DIV. I NON-CONF.		0-13-0		0	296	0-2-0		163		114		298		.37401	298	31		31	
<hr/>																			
TOTALS		RPI 1-25		RPI 26-50		W-L RECORDS		RPI 51-100		RPI 101-150		RPI 150+							
4-30-0		0-1-0		0-2-0		OVERALL		0-2-0		0-7-0		4-18-0							
2-9-0		0-0-0		0-0-0		HOME		0-0-0		0-3-0		2-6-0							
2-21-0		0-1-0		0-2-0		AWAY		0-2-0		0-4-0		2-12-0							
0-0-0		0-0-0		0-0-0		NEUTRAL		0-0-0		0-0-0		0-0-0							
0-13-0		0-1-0		0-2-0		NON-CONFERENCE		0-2-0		0-1-0		0-7-0							
0-0-0		0-0-0		0-0-0		HOME		0-0-0		0-0-0		0-0-0							
0-13-0		0-1-0		0-0-		AWAY		0-2-0		0-1-0		0-7-0							
0-0-0		0-0-0		0-0-0		NEUTRAL		0-0-0		0-0-0		0-0-0							
4-17-0		0-0-0		0-0-0		CONFERENCE		0-0-0		0-6-0		4-11-0							
2-9-0		0-0-0		0-0-0		HOME		0-0-0		0-3-0		2-6-0							
2-8-0		0-0-0		0-0-0		AWAY		0-0-0		0-3-0		2-5-0							
0-0-0		0-0-0		0-0-0		NEUTRAL		0-0-0		0-0-0		0-0-0							
RPI	S	Opponent	Score	RPI	S	Opponent	Score	RPI	S	Opponent	Score	RPI	S	Opponent	Score				
11	A	Mississippi St.	1 16	48	A	Northwestern St.	0 10	79	A	Arkansas	0 20	124	A	Little Rock	3 20				
				48	A	Northwestern St.	7 10	79	A	Arkansas	4 21	138	A	Alabama St.	2 27				
												138	A	Alabama St.	0 3				
												138	A	Alabama St.	3 11				
												138	H	Alabama St.	1 28				
												138	H	Alabama St.	0 10				
												138	H	Alabama St.	0 12				
												199	A	Nicholls St.	3 13				
												199	A	Nicholls St.	1 15				
												199	A	Nicholls St.	1 6				
												199	A	Nicholls St.	2 18				
												221	A	Lipscomb	3 16				
												221	A	Lipscomb	1 11				
												221	A	Lipscomb	1 7				
												289	H	Jackson St.	9 19				
												289	H	Jackson St.	3 10				
												289	H	Jackson St.	5 16				
												290	A	Alcorn	4 11				
												290	A	Alcorn	4 12				
												290	A	Alcorn	2 9				
												290	H	Alcorn	6 5				
												290	H	Alcorn	5 1				
												290	H	Alcorn	3 10				
												297	A	Alabama A&M	2 1				
												297	A	Alabama A&M	6 10				
												290	A	Alcorn	2 9				
												297	A	Alabama A&M	11 10				
												297	A	Alabama A&M	4 17				
												297	A	Alabama A&M	6 10				
Non-Div. I Games:		Tougaloo		16	3	Delta St.		4	12	Tougaloo		18	8	Delta St.		1	16	Mississippi Val.	

Mississippi Val.

297	A	Alabama A&M	4	17
297	A	Alabama A&M	11	10

Through Games Of May 1, 2016

RPI	S	Opponent	Score
297	H	Alabama A&M	10 12
297	H	Alabama A&M	2 5

Mississippi Val.

M
i
s
s
i
s
s
i
p
p
i
V
a
l
.

M
i
s
s
i
s
s
i
p
p
i
V
a
l
.

[illegible]

Non-Div. I Games:

Coppin St.

Coppin St.

283 A Norfolk St.	0	2
283 A Norfolk St.	0	10

Through Games Of May 1, 2016

RPI	S	Opponent	Score	
293	A	Delaware St.	4	14
293	A	Delaware St.	9	10
293	H	Delaware St.	3	0
293	H	Delaware St.	6	14
293	H	Delaware St.	5	15
295	A	UMES	3	1
295	A	UMES	3	4
295	A	UMES	4	1
295	A	UMES	15	8
295	A	UMES	3	7
295	H	UMES	3	7
295	H	UMES	16	4
295	H	UMES	3	1
295	H	UMES	12	6
296	A	Mt. St. Mary's	12	9
296	H	Mt. St. Mary's	6	16

Coppin St.

C
o
p
p
i
n
s
t
.

C
o
p
p
i
n
s
t
.