

Average RPI Win: 88		WON-LOST RECORD		WINNING PCT. RANK		LAST 15 GAMES		STRENGTH OF SCHEDULE		OPP. STRENGTH OF SCHEDULE		TEAM RPI		ADJ RPI		CONF. RPI		ADJ CONF. RPI	
DIV. I ONLY		36-6-0		.85714 1		12-3-0		3		6		1		.65882 1		1		1	
DIV. I NON-CONF.		23-1-0		.95833 1		3-0-0		10		22		1		.67418 1		2		2	
TOTALS		RPI 1-25		RPI 26-50		W-L RECORDS		RPI 51-100		RPI 101-150		RPI 150+							
36-6-0		11-4-0		2-2-0		OVERALL		13-0-0		2-0-0		8-0-0							
25-3-0		7-3-0		1-0-0		HOME		9-0-0		1-0-0		7-0-0							
9-3-0		3-1-0		1-2-0		AWAY		4-0-0		1-0-0		0-0-0							
2-0-0		1-0-0		0-0-0		NEUTRAL		0-0-0		0-0-0		1-0-0							
23-1-0		5-1-0		1-0-0		NON-CONFERENCE		7-0-0		2-0-0		8-0-0							
16-0-0		1-0-0		1-0-0		HOME		6-0-0		1-0-0		7-0-0							
5-1-0		3-1-0		0-0-		AWAY		1-0-0		1-0-0		0-0-0							
2-0-0		1-0-0		0-0-0		NEUTRAL		0-0-0		0-0-0		1-0-0							
13-5-0		6-3-0		1-2-0		CONFERENCE		6-0-0		0-0-0		0-0-0							
9-3-0		6-3-0		0-0-0		HOME		3-0-0		0-0-0		0-0-0							
4-2-0		0-0-0		1-2-0		AWAY		3-0-0		0-0-0		0-0-0							
0-0-0		0-0-0		0-0-0		NEUTRAL		0-0-0		0-0-0		0-0-0							
RPI	S	Opponent		Score		RPI	S	Opponent		Score		RPI	S	Opponent		Score			
4	H	Texas A&M		7 4		35	H	Fla. Atlantic		2 1		62	H	Jacksonville		7 2			
4	H	Texas A&M		7 2		37	A	Kentucky		4 7		62	H	Jacksonville		3 1			
4	H	Texas A&M		10 7		37	A	Kentucky		4 5		64	A	North Florida		6 2			
5	A	Miami (FL)		7 3		37	A	Kentucky		12 5		64	H	North Florida		5 4			
5	A	Miami (FL)		5 0								83	A	Arkansas		12 8			
5	A	Miami (FL)		3 5								83	A	Arkansas		9 2			
6	A	Florida St.		8 2								83	A	Arkansas		8 2			
6	H	Florida St.		6 0								92	H	FGCU		4 2			
6	N	Florida St.		3 2								92	H	FGCU		8 4			
10	H	Mississippi St.		4 10								92	H	FGCU		12 3			
10	H	Mississippi St.		8 2								98	H	Missouri		7 5			
10	H	Mississippi St.		1 2								98	H	Missouri		4 3			
25	H	Georgia		1 2								98	H	Missouri		6 2			
25	H	Georgia		6 0															
25	H	Georgia		4 1															
						LAST 15 GAMES													
25	H	Georgia		4 1		6	A	Florida St.		8 2									
25	H	Georgia		6 0		10	H	Mississippi St.		1 2									
25	H	Georgia		1 2		10	H	Mississippi St.		4 10									
62	H	Jacksonville		3 1															
83	A	Arkansas		8 2															

Non-Div. I Games:

Florida

83 A Arkansas	9	2
83 A Arkansas	12	8

F  
l  
o  
r  
i  
d  
a

F  
l  
o  
r  
i  
d  
a

Average RPI Win:		100	WON-LOST RECORD		WINNING PCT. RANK		LAST 15 GAMES		STRENGTH OF SCHEDULE		OPP. STRENGTH OF SCHEDULE		TEAM RPI		ADJ RPI		CONF. RPI		ADJ CONF. RPI				
DIV. I ONLY			32-9-0		.78049		5		11-4-0		20		2		2		.6277		2		2		
DIV. I NON-CONF.			18-2-0		.9		5		4-0-0		98		21		4		.62622		4		1		
TOTALS		RPI 1-25		RPI 26-50		W-L RECORDS		RPI 51-100		RPI 101-150		RPI 150+											
32-9-0		8-7-0		6-2-0		OVERALL		6-0-0		3-0-0		9-0-0											
25-1-0		5-1-0		4-0-0		HOME		5-0-0		3-0-0		8-0-0											
7-8-0		3-6-0		2-2-0		AWAY		1-0-0		0-0-0		1-0-0											
0-0-0		0-0-0		0-0-0		NEUTRAL		0-0-0		0-0-0		0-0-0											
18-2-0		1-2-0		2-0-0		NON-CONFERENCE		6-0-0		3-0-0		6-0-0											
14-0-0		0-0-0		1-0-0		HOME		5-0-0		3-0-0		5-0-0											
4-2-0		1-2-0		1-0-		AWAY		1-0-0		0-0-0		1-0-0											
0-0-0		0-0-0		0-0-0		NEUTRAL		0-0-0		0-0-0		0-0-0											
14-7-0		7-5-0		4-2-0		CONFERENCE		0-0-0		0-0-0		3-0-0											
11-1-0		5-1-0		3-0-0		HOME		0-0-0		0-0-0		3-0-0											
3-6-0		2-4-0		1-2-0		AWAY		0-0-0		0-0-0		0-0-0											
0-0-0		0-0-0		0-0-0		NEUTRAL		0-0-0		0-0-0		0-0-0											
RPI	S	Opponent		Score		RPI	S	Opponent		Score		RPI	S	Opponent		Score		RPI	S	Opponent		Score	
5	A	Miami (FL)		3 6		37	A	Kentucky		9 6		69	H	Wright St.		9 1		114	H	Morehead St.		9 5	
5	A	Miami (FL)		4 3		37	H	Kentucky		7 6		75	A	Western Ky.		17 0		122	H	FIU		7 0	
5	A	Miami (FL)		4 8		47	H	Notre Dame		4 3		75	H	Western Ky.		14 2		146	H	Longwood		10 1	
6	A	Florida St.		5 16		47	H	Notre Dame		1 0		95	H	Princeton		9 1		170	H	Xavier		11 1	
6	A	Florida St.		7 12		47	H	Notre Dame		8 2		95	H	Princeton		4 2		190	H	Virginia Tech		8 4	
6	A	Florida St.		7 1		50	A	Boston College		6 2		95	H	Princeton		11 0		190	H	Virginia Tech		13 0	
7	A	Ole Miss		2 4		50	A	Boston College		1 6								190	H	Virginia Tech		9 3	
7	A	Ole Miss		4 0		50	A	Boston College		1 2								215	H	Eastern Ky.		14 2	
7	A	Ole Miss		5 6														240	H	SIUE		12 0	
12	H	Clemson		7 2														240	H	SIUE		21 4	
12	H	Clemson		9 8														240	H	SIUE		10 1	
12	H	Clemson		15 2														263	A	Purdue		9 4	
24	H	Virginia		3 6																			
24	H	Virginia		11 4																			
24	H	Virginia		15 0																			
						LAST 15 GAMES																	
						122 H FIU 7 0						12 H Clemson 15 2											
						50 A Boston College 6 2						75 H Western Ky. 14 2											
						50 A Boston College 1 2						6 A Florida St. 5 16											
						50 A Boston College 1 6																	
						37 H Kentucky 7 6																	

12 H Clemson	9	8
12 H Clemson	7	2

L  
o  
u  
i  
s  
v  
i  
l  
l  
e

L  
o  
u  
i  
s  
v  
i  
l  
l  
e

S  
o  
u  
t  
h  
C  
a  
r  
o  
l  
i  
n  
a

South Carolina

25 A Georgia	4	13
25 A Georgia	3	1

S  
o  
u  
t  
h  
C  
a  
r  
o  
l  
l  
i  
n  
a

S  
o  
u  
t  
h  
C  
a  
r  
o  
l  
l  
i  
n  
a

Average RPI Win:		114	WON-LOST RECORD		WINNING PCT. RANK		LAST 15 GAMES		STRENGTH OF SCHEDULE		OPP. STRENGTH OF SCHEDULE		TEAM RPI		ADJ RPI		CONF. RPI		ADJ CONF. RPI					
DIV. I ONLY			33-8-0		.80488		3		11-4-0		46		5		4		.61739		4		1		1	
DIV. I NON-CONF.			21-2-0		.91304		2		3-1-0		177		97		9		.60383		9		2		2	
TOTALS		RPI 1-25		RPI 26-50		W-L RECORDS		RPI 51-100		RPI 101-150		RPI 150+												
33-8-0		8-5-0		3-1-0		OVERALL		4-0-0		7-2-0		11-0-0												
25-2-0		5-1-0		3-1-0		HOME		3-0-0		3-0-0		11-0-0												
8-6-0		3-4-0		0-0-0		AWAY		1-0-0		4-2-0		0-0-0												
0-0-0		0-0-0		0-0-0		NEUTRAL		0-0-0		0-0-0		0-0-0												
21-2-0		0-1-0		1-0-0		NON-CONFERENCE		4-0-0		5-1-0		11-0-0												
18-0-0		0-0-0		1-0-0		HOME		3-0-0		3-0-0		11-0-0												
3-2-0		0-1-0		0-0-		AWAY		1-0-0		2-1-0		0-0-0												
0-0-0		0-0-0		0-0-0		NEUTRAL		0-0-0		0-0-0		0-0-0												
12-6-0		8-4-0		2-1-0		CONFERENCE		0-0-0		2-1-0		0-0-0												
7-2-0		5-1-0		2-1-0		HOME		0-0-0		0-0-0		0-0-0												
5-4-0		3-3-0		0-0-0		AWAY		0-0-0		2-1-0		0-0-0												
0-0-0		0-0-0		0-0-0		NEUTRAL		0-0-0		0-0-0		0-0-0												
RPI	S	Opponent		Score		RPI	S	Opponent		Score		RPI	S	Opponent		Score								
1	A	Florida		2 7		46	H	Northwestern St.		7 6		79	A	Houston		7 2								
1	A	Florida		7 10		49	H	Alabama		4 7		81	H	Fresno St.		12 1								
1	A	Florida		4 7		49	H	Alabama		2 1		81	H	Fresno St.		3 2								
10	A	Mississippi St.		10 5		49	H	Alabama		4 3		81	H	Fresno St.		4 3								
10	A	Mississippi St.		10 3																				
10	A	Mississippi St.		10 6																				
17	H	LSU		3 1																				
17	H	LSU		2 3																				
17	H	LSU		6 1																				
19	A	Rice		3 4																				
25	H	Georgia		15 1																				
25	H	Georgia		5 0																				
25	H	Georgia		10 2																				
LAST 15 GAMES																								
103 H UT Arlington						7 3						10 A Mississippi St.						10 3						
49 H Alabama						2 1						203 H Abilene Christian						10 4						
49 H Alabama						4 7						25 H Georgia						10 2						
49 H Alabama						4 3																		
158 H Texas St.						14 1																		

Non-Div. I Games:

Texas A&amp;M

10 A Mississippi St.	10	5
10 A Mississippi St.	10	6

T  
e  
x  
a  
s  
A  
&  
M

T  
e  
x  
a  
s  
A  
&  
M



Average RPI Win:		91	WON-LOST RECORD		WINNING PCT. RANK		LAST 15 GAMES		STRENGTH OF SCHEDULE		OPP. STRENGTH OF SCHEDULE		TEAM RPI		ADJ RPI		CONF. RPI		ADJ CONF. RPI								
DIV. I ONLY			28-8-0		.77778		6		12		1		5		.61591		5		2								
DIV. I NON-CONF.			14-3-0		.82353		11		49		3		11		.597		11		1								
TOTALS		RPI 1-25		RPI 26-50		W-L RECORDS		RPI 51-100		RPI 101-150		RPI 150+															
28-8-0		10-5-0		1-1-0		OVERALL		7-1-0		2-0-0		8-1-0															
21-6-0		10-5-0		0-1-0		HOME		4-0-0		1-0-0		6-0-0															
7-2-0		0-0-0		1-0-0		AWAY		3-1-0		1-0-0		2-1-0															
0-0-0		0-0-0		0-0-0		NEUTRAL		0-0-0		0-0-0		0-0-0															
14-3-0		1-2-0		0-1-0		NON-CONFERENCE		5-0-0		2-0-0		6-0-0															
12-3-0		1-2-0		0-1-0		HOME		4-0-0		1-0-0		6-0-0															
2-0-0		0-0-0		0-0-		AWAY		1-0-0		1-0-0		0-0-0															
0-0-0		0-0-0		0-0-0		NEUTRAL		0-0-0		0-0-0		0-0-0															
14-5-0		9-3-0		1-0-0		CONFERENCE		2-1-0		0-0-0		2-1-0															
9-3-0		9-3-0		0-0-0		HOME		0-0-0		0-0-0		0-0-0															
5-2-0		0-0-0		1-0-0		AWAY		2-1-0		0-0-0		2-1-0															
0-0-0		0-0-0		0-0-0		NEUTRAL		0-0-0		0-0-0		0-0-0															
RPI	S	Opponent		Score		RPI	S	Opponent		Score		RPI	S	Opponent		Score											
1	H	Florida		0	5	35	H	Fla. Atlantic		3	4	55	A	Duke		9	0	119	A	UCF		5	2				
1	H	Florida		5	3	47	A	Notre Dame		10	2	55	A	Duke		14	2	119	H	UCF		8	4				
1	H	Florida		3	7							55	A	Duke		5	12	156	H	Stetson		4	2				
2	H	Louisville		8	4							73	H	Rutgers		4	1	190	A	Virginia Tech		3	14				
2	H	Louisville		6	3							73	H	Rutgers		2	0	190	A	Virginia Tech		7	2				
2	H	Louisville		3	4							73	H	Rutgers		8	1	190	A	Virginia Tech		11	6				
12	H	Clemson		9	8							92	A	FGCU		4	0	201	H	Bethune-Cookman		5	4				
12	H	Clemson		5	4							92	H	FGCU		6	2	212	H	Manhattan		10	0				
12	H	Clemson		10	5													212	H	Manhattan		14	4				
13	H	North Carolina		10	4													212	H	Manhattan		7	4				
13	H	North Carolina		7	3													267	H	Maine		6	2				
13	H	North Carolina		7	4																						
24	H	Virginia		5	6																						
24	H	Virginia		9	2																						
24	H	Virginia		3	7																						
						LAST 15 GAMES																					
						24 H Virginia						3	7	119 H UCF						8	4						
						24 H Virginia						9	2	47 A Notre Dame						10	2						
						24 H Virginia						5	6	92 A FGCU						4	0						
						35 H Fla. Atlantic						3	4														
						55 A Duke						9	0														

55	A	Duke	5	12
55	A	Duke	14	2

M  
i  
a  
m  
i  
(  
F  
L  
)

M  
i  
a  
m  
i  
(  
F  
L  
)

Average RPI Win: 85		WON-LOST RECORD		WINNING PCT. RANK		LAST 15 GAMES		STRENGTH OF SCHEDULE		OPP. STRENGTH OF SCHEDULE		TEAM RPI		ADJ RPI		CONF. RPI		ADJ CONF. RPI	
DIV. I ONLY		28-11-0		.71795 24		1-1-0		2		10		6		.61379 6		2		2	
DIV. I NON-CONF.		15-7-0		.68182 54		1-1-0		20		26		39		.56745 39		1		1	
TOTALS		RPI 1-25		RPI 26-50		W-L RECORDS		RPI 51-100		RPI 101-150		RPI 150+							
28-11-0		7-5-0		7-3-0		OVERALL		2-2-0		5-0-0		7-1-0							
23-6-0		7-3-0		3-0-0		HOME		2-2-0		5-0-0		6-1-0							
5-4-0		0-1-0		4-3-0		AWAY		0-0-0		0-0-0		1-0-0							
0-1-0		0-1-0		0-0-0		NEUTRAL		0-0-0		0-0-0		0-0-0							
15-7-0		1-4-0		0-0-0		NON-CONFERENCE		2-2-0		5-0-0		7-1-0							
14-5-0		1-2-0		0-0-0		HOME		2-2-0		5-0-0		6-1-0							
1-1-0		0-1-0		0-0-		AWAY		0-0-0		0-0-0		1-0-0							
0-1-0		0-1-0		0-0-0		NEUTRAL		0-0-0		0-0-0		0-0-0							
13-4-0		6-1-0		7-3-0		CONFERENCE		0-0-0		0-0-0		0-0-0							
9-1-0		6-1-0		3-0-0		HOME		0-0-0		0-0-0		0-0-0							
4-3-0		0-0-0		4-3-0		AWAY		0-0-0		0-0-0		0-0-0							
0-0-0		0-0-0		0-0-0		NEUTRAL		0-0-0		0-0-0		0-0-0							
RPI	S	Opponent		Score		RPI	S	Opponent		Score		RPI	S	Opponent		Score			
1	A	Florida		0	6	30	A	Wake Forest		0	9	51	H	Col. of Charleston		1	2		
1	H	Florida		2	8	30	A	Wake Forest		2	4	51	H	Col. of Charleston		8	3		
1	N	Florida		2	3	30	A	Wake Forest		13	8	51	H	Col. of Charleston		11	2		
2	H	Louisville		1	7	34	A	Pittsburgh		2	5	62	H	Jacksonville		3	7		
2	H	Louisville		16	5	34	A	Pittsburgh		10	2								
2	H	Louisville		12	7	34	A	Pittsburgh		17	4								
8	H	North Carolina St.		8	5	47	H	Notre Dame		11	6								
14	H	Texas Tech		10	1	47	H	Notre Dame		12	6								
14	H	Texas Tech		4	8	47	H	Notre Dame		7	6								
22	H	Georgia Tech		8	2	50	A	Boston College		3	0								
22	H	Georgia Tech		8	3														
22	H	Georgia Tech		14	9														

Non-Div. I Games:

Florida St.

156	H	Stetson	8	6
156	H	Stetson	8	5

F  
l  
o  
r  
i  
d  
a  
S  
t  
.

F  
l  
o  
r  
i  
d  
a  
S  
t  
.

Average RPI Win: 111		WON-LOST	WINNING	LAST 15	STRENGTH OF		OPP. STRENGTH	TEAM	ADJ	CONF.	ADJ CONF.
Average RPI Loss: 20		RECORD	PCT. RANK	GAMES	SCHEDULE		OF SCHEDULE	RPI	RPI	RPI	RPI
DIV. I ONLY		32-11-0	.74419	12	11-4-0		10	9	7	.61364	7
DIV. I NON-CONF.		21-2-0	.91304	2	2-1-0		27	49	3	.63217	3
TOTALS		RPI 1-25	RPI 26-50		W-L RECORDS		RPI 51-100		RPI 101-150		RPI 150+
32-11-0		6-8-0	3-2-0		OVERALL		5-1-0		10-0-0		8-0-0
21-5-0		3-5-0	2-0-0		HOME		3-0-0		7-0-0		6-0-0
8-5-0		2-2-0	1-2-0		AWAY		2-1-0		2-0-0		1-0-0
3-1-0		1-1-0	0-0-0		NEUTRAL		0-0-0		1-0-0		1-0-0
21-2-0		4-2-0	2-0-0		NON-CONFERENCE		0-0-0		7-0-0		8-0-0
14-2-0		2-2-0	2-0-0		HOME		0-0-0		4-0-0		6-0-0
4-0-0		1-0-0	0-0-		AWAY		0-0-0		2-0-0		1-0-0
3-0-0		1-0-0	0-0-0		NEUTRAL		0-0-0		1-0-0		1-0-0
11-9-0		2-6-0	1-2-0		CONFERENCE		5-1-0		3-0-0		0-0-0
7-3-0		1-3-0	0-0-0		HOME		3-0-0		3-0-0		0-0-0
4-5-0		1-2-0	1-2-0		AWAY		2-1-0		0-0-0		0-0-0
0-1-0		0-1-0	0-0-0		NEUTRAL		0-0-0		0-0-0		0-0-0
RPI S	Opponent	Score	RPI S	Opponent	Score	RPI S	Opponent	Score	RPI S	Opponent	Score
2 H	Louisville	6 5	38 H	Southeast Mo. St.	6 4	65 A	Tennessee	2 3	116 H	Auburn	6 5
2 H	Louisville	0 4	38 H	Southeast Mo. St.	10 2	65 A	Tennessee	6 4	116 H	Auburn	7 4
2 H	Louisville	4 2	49 A	Alabama	0 2	65 A	Tennessee	10 7	116 H	Auburn	6 4
3 H	South Carolina	0 4	49 A	Alabama	2 7	83 H	Arkansas	7 3	117 A	UAB	8 1
3 H	South Carolina	5 9	49 A	Alabama	4 0	83 H	Arkansas	14 9	117 A	UAB	5 1
3 H	South Carolina	1 5				83 H	Arkansas	8 7	121 H	Arkansas St.	4 3
10 A	Mississippi St.	1 3							122 H	FIU	16 5
10 A	Mississippi St.	2 6							122 H	FIU	9 2
10 A	Mississippi St.	8 5							122 H	FIU	7 4
10 N	Mississippi St.	0 2							125 N	Cincinnati	7 1
11 A	Coastal Caro.	8 2							164 N	Ball St.	7 3
17 H	LSU	7 6							207 H	Murray St.	8 3
18 H	Southern Miss.	1 5							219 A	Memphis	7 0
18 N	Southern Miss.	6 2							219 H	Memphis	9 7
									239 H	Grambling	6 1
									239 H	Grambling	15 2
									239 H	Grambling	7 3
									268 H	UT Martin	8 2
LAST 15 GAMES											
	17 H LSU	7 6		49 A Alabama	0 2						
	10 N Mississippi St.	0 2		49 A Alabama	4 0						
	116 H Auburn	6 5		18 H Southern Miss.	1 5						
	116 H Auburn	7 4									
	116 H Auburn	6 4									

Non-Div. I Games:

Ole Miss

207 H Murray St.	8	3
49 A Alabama	2	7

O  
l  
e  
M  
i  
s  
s

O  
l  
e  
M  
i  
s  
s

Average RPI Win: 99		WON-LOST	WINNING	LAST 15	STRENGTH OF		OPP. STRENGTH	TEAM	ADJ	CONF.	ADJ CONF.
Average RPI Loss: 45		RECORD	PCT. RANK	GAMES	SCHEDULE		OF SCHEDULE	RPI	RPI	RPI	RPI
DIV. I ONLY		29-11-0	.725	22	12-3-0		6	56	8	.60808	8
DIV. I NON-CONF.		19-5-0	.79167	16	5-1-0		21	153	7	.6061	7
TOTALS		RPI 1-25	RPI 26-50		W-L RECORDS		RPI 51-100		RPI 101-150		RPI 150+
29-11-0		5-3-0	10-5-0		OVERALL		3-2-0		2-1-0		9-0-0
19-5-0		0-0-0	9-3-0		HOME		2-1-0		2-1-0		6-0-0
8-5-0		5-3-0	0-2-0		AWAY		0-0-0		0-0-0		3-0-0
2-1-0		0-0-0	1-0-0		NEUTRAL		1-1-0		0-0-0		0-0-0
19-5-0		1-0-0	4-2-0		NON-CONFERENCE		3-2-0		2-1-0		9-0-0
13-2-0		0-0-0	3-0-0		HOME		2-1-0		2-1-0		6-0-0
4-2-0		1-0-0	0-0-		AWAY		0-0-0		0-0-0		3-0-0
2-1-0		0-0-0	1-0-0		NEUTRAL		1-1-0		0-0-0		0-0-0
10-6-0		4-3-0	6-3-0		CONFERENCE		0-0-0		0-0-0		0-0-0
6-3-0		0-0-0	6-3-0		HOME		0-0-0		0-0-0		0-0-0
4-3-0		4-3-0	0-0-0		AWAY		0-0-0		0-0-0		0-0-0
0-0-0		0-0-0	0-0-0		NEUTRAL		0-0-0		0-0-0		0-0-0
RPI S	Opponent	Score		RPI S	Opponent	Score		RPI S	Opponent	Score	
6 A	Florida St.	5	8	28 A	UNCW	4	6	63 N	Old Dominion	0	5
11 A	Coastal Caro.	13	10	28 H	UNCW	5	2	69 H	Wright St.	8	10
22 A	Georgia Tech	15	6	29 A	East Carolina	3	15	69 H	Wright St.	8	4
22 A	Georgia Tech	8	3	29 H	East Carolina	6	1	69 H	Wright St.	6	1
22 A	Georgia Tech	7	16	30 H	Wake Forest	11	7	78 N	Kent St.	7	5
24 A	Virginia	5	2	30 H	Wake Forest	3	2				
24 A	Virginia	8	7	30 H	Wake Forest	6	1				
24 A	Virginia	3	5	44 H	UNCG	8	4				
				47 H	Notre Dame	4	8				
				47 H	Notre Dame	9	1				
				47 H	Notre Dame	16	6				
				49 N	Alabama	2	1				
				50 H	Boston College	0	1				
				50 H	Boston College	3	2				
				50 H	Boston College	0	7				
				LAST 15 GAMES							
				29 H	East Carolina	6	1	199 A	Elon	23	3
				284 H	N.C. A&T	25	1	30 H	Wake Forest	6	1
				284 A	N.C. A&T	9	1	30 H	Wake Forest	3	2
				29 A	East Carolina	3	15				
				22 A	Georgia Tech	7	16				

Non-Div. I Games:

North Carolina St.

22 A Georgia Tech	15	6
22 A Georgia Tech	8	3

N  
o  
r  
t  
h  
C  
a  
r  
o  
l  
i  
n  
a  
S  
t  
.

N  
o  
r  
t  
h  
C  
a  
r  
o  
l  
i  
n  
a  
S  
t  
.





	RPI	S	Opponent	Score
107 H CSUN	8	2		
107 H CSUN	5	4		
	90	A	Oregon	1 3
107 H CSUN				
51 A Col. of Charleston				1 0
51 A Col. of Charleston				6 6
51 A Col. of Charleston				3 10

Average RPI Win: 106		WON-LOST RECORD		WINNING PCT. RANK		LAST 15 GAMES		STRENGTH OF SCHEDULE		OPP. STRENGTH OF SCHEDULE		TEAM RPI		ADJ RPI		CONF. RPI		ADJ CONF. RPI	
DIV. I ONLY		29-13-1		.68605 34		9-6-0		5		13		10		.59774 10		1		1	
DIV. I NON-CONF.		17-5-1		.76087 25		3-0-0		193		139		77		.53858 77		2		2	
TOTALS		RPI 1-25		RPI 26-50		W-L RECORDS		RPI 51-100		RPI 101-150		RPI 150+							
29-13-1		12-8-0		2-2-0		OVERALL		3-2-0		2-0-1		10-1-0							
18-9-0		4-5-0		1-2-0		HOME		3-1-0		0-0-0		10-1-0							
8-4-0		6-3-0		1-0-0		AWAY		0-1-0		1-0-0		0-0-0							
3-0-1		2-0-0		0-0-0		NEUTRAL		0-0-0		1-0-1		0-0-0							
17-5-1		1-0-0		1-2-0		NON-CONFERENCE		3-2-0		2-0-1		10-1-0							
14-4-0		0-0-0		1-2-0		HOME		3-1-0		0-0-0		10-1-0							
1-1-0		0-0-0		0-0-		AWAY		0-1-0		1-0-0		0-0-0							
2-0-1		1-0-0		0-0-0		NEUTRAL		0-0-0		1-0-1		0-0-0							
12-8-0		11-8-0		1-0-0		CONFERENCE		0-0-0		0-0-0		0-0-0							
4-5-0		4-5-0		0-0-0		HOME		0-0-0		0-0-0		0-0-0							
7-3-0		6-3-0		1-0-0		AWAY		0-0-0		0-0-0		0-0-0							
1-0-0		1-0-0		0-0-0		NEUTRAL		0-0-0		0-0-0		0-0-0							
RPI	S	Opponent		Score		RPI	S	Opponent		Score		RPI	S	Opponent		Score			
1	A	Florida		10 4		35	H	Fla. Atlantic		6 10		67	A	UCLA		1 2			
1	A	Florida		2 8		35	H	Fla. Atlantic		0 4		72	H	Oral Roberts		1 3			
1	A	Florida		2 1		36	H	South Ala.		7 3		90	H	Oregon		5 2			
4	H	Texas A&M		5 10		49	A	Alabama		12 5		90	H	Oregon		10 4			
4	H	Texas A&M		6 10								90	H	Oregon		9 3			
4	H	Texas A&M		3 10															
7	H	Ole Miss		3 1															
7	H	Ole Miss		6 2															
7	H	Ole Miss		5 8															
7	N	Ole Miss		2 0															
15	A	Vanderbilt		6 12															
15	A	Vanderbilt		2 1															
15	A	Vanderbilt		5 4															
17	A	LSU		12 8															
17	A	LSU		2 1															
17	A	LSU		8 11															
18	N	Southern Miss.		13 5															
25	H	Georgia		8 11															
25	H	Georgia		3 1															
25	H	Georgia		9 2															
						LAST 15 GAMES													
						49 A Alabama 12 5						4 H Texas A&M 6 10							
						7 N Ole Miss 2 0						4 H Texas A&M 3 10							
						17 A LSU 8 11						219 H Memphis 11 1							
						17 A LSU 2 1													
						17 A LSU 12 8													

144	N	La.-Monroe	1	0
4	H	Texas A&M	5	10

Mississippi St.

Mississippi St.

Average RPI Win:		121	WON-LOST RECORD		WINNING PCT. RANK	LAST 15 GAMES		STRENGTH OF SCHEDULE		OPP. STRENGTH OF SCHEDULE		TEAM RPI	ADJ RPI	CONF. RPI	ADJ CONF. RPI
Average RPI Loss:		57													
DIV. I ONLY			31-11-0		.7381	16		14		67		11	.59648	11	16
DIV. I NON-CONF.			18-9-0		.66667	55		9		13		24	.58079	24	19
TOTALS		RPI 1-25	RPI 26-50		W-L RECORDS		RPI 51-100		RPI 101-150		RPI 150+				
31-11-0		2-3-0	3-2-0		OVERALL		8-4-0		6-2-0		12-0-0				
24-7-0		1-2-0	2-2-0		HOME		8-2-0		4-1-0		9-0-0				
7-4-0		1-1-0	1-0-0		AWAY		0-2-0		2-1-0		3-0-0				
0-0-0		0-0-0	0-0-0		NEUTRAL		0-0-0		0-0-0		0-0-0				
18-9-0		2-3-0	3-2-0		NON-CONFERENCE		6-3-0		1-1-0		6-0-0				
16-6-0		1-2-0	2-2-0		HOME		6-1-0		1-1-0		6-0-0				
2-3-0		1-1-0	1-0-		AWAY		0-2-0		0-0-0		0-0-0				
0-0-0		0-0-0	0-0-0		NEUTRAL		0-0-0		0-0-0		0-0-0				
13-2-0		0-0-0	0-0-0		CONFERENCE		2-1-0		5-1-0		6-0-0				
8-1-0		0-0-0	0-0-0		HOME		2-1-0		3-0-0		3-0-0				
5-1-0		0-0-0	0-0-0		AWAY		0-0-0		2-1-0		3-0-0				
0-0-0		0-0-0	0-0-0		NEUTRAL		0-0-0		0-0-0		0-0-0				
RPI S	Opponent	Score		RPI S	Opponent	Score		RPI S	Opponent	Score		RPI S	Opponent	Score	
3 A	South Carolina	2	4	28 A	UNCW	6	4	51 A	Col. of Charleston	4	9	104 H	Marshall	9	3
7 H	Ole Miss	2	8	30 H	Wake Forest	0	11	51 A	Col. of Charleston	2	4	125 H	Cincinnati	7	10
8 H	North Carolina St.	10	13	30 H	Wake Forest	7	6	51 H	Col. of Charleston	9	5	133 H	Gardner-Webb	16	4
13 A	North Carolina	6	3	44 H	UNCG	7	4	51 H	Col. of Charleston	5	3	133 H	Gardner-Webb	10	4
24 H	Virginia	5	4	44 H	UNCG	2	4	55 H	Duke	10	6	133 H	Gardner-Webb	10	6
								58 H	High Point	4	0	146 A	Longwood	2	5
								58 H	High Point	2	5	146 A	Longwood	7	2
								58 H	High Point	17	5	146 A	Longwood	11	2
								87 H	Illinois	10	4	156 H	Stetson	17	5
								87 H	Illinois	12	4	156 H	Stetson	11	2
								99 H	Ohio St.	4	6	156 H	Stetson	12	2
								99 H	Ohio St.	3	2	164 H	Ball St.	12	5
												183 H	Presbyterian	5	2
												183 H	Presbyterian	4	2
												183 H	Presbyterian	12	3
												210 A	Radford	7	2
												210 A	Radford	13	6
												210 A	Radford	7	4
												221 H	The Citadel	4	3
												250 H	Appalachian St.	17	2
				LAST 15 GAMES											
				58 H	High Point	17	5	183 H	Presbyterian	5	2				
				58 H	High Point	2	5	51 H	Col. of Charleston	5	3				
				58 H	High Point	4	0	210 A	Radford	7	2				
				51 H	Col. of Charleston	9	5								
				13 A	North Carolina	6	3								

Non-Div. I Games:

Coastal Caro.

183 H Presbyterian	12	3
183 H Presbyterian	4	2

C  
o  
a  
s  
t  
a  
l  
C  
a  
r  
o  
.

C  
o  
a  
s  
t  
a  
l  
C  
a  
r  
o  
.

Average RPI Win:	109	WON-LOST	WINNING	LAST 15	STRENGTH OF	OPP. STRENGTH	TEAM	ADJ	CONF.	ADJ CONF.		
Average RPI Loss:	36	RECORD	PCT. RANK	GAMES	SCHEDULE	OF SCHEDULE	RPI	RPI	RPI	RPI		
DIV. I ONLY		26-14-0	.65	48	7-8-0	13	7	12	.59582	12	2	2
DIV. I NON-CONF.		17-2-0	.89474	6	3-0-0	138	35	6	.60791	6	1	1
<hr/>												
TOTALS	RPI 1-25	RPI 26-50		W-L RECORDS		RPI 51-100		RPI 101-150		RPI 150+		
26-14-0	5-9-0	7-2-0		OVERALL		1-2-0		3-0-0		10-1-0		
17-4-0	3-2-0	5-1-0		HOME		0-0-0		2-0-0		7-1-0		
8-10-0	1-7-0	2-1-0		AWAY		1-2-0		1-0-0		3-0-0		
1-0-0	1-0-0	0-0-0		NEUTRAL		0-0-0		0-0-0		0-0-0		
17-2-0	4-1-0	0-0-0		NON-CONFERENCE		0-0-0		3-0-0		10-1-0		
11-1-0	2-0-0	0-0-0		HOME		0-0-0		2-0-0		7-1-0		
5-1-0	1-1-0	0-0-		AWAY		0-0-0		1-0-0		3-0-0		
1-0-0	1-0-0	0-0-0		NEUTRAL		0-0-0		0-0-0		0-0-0		
9-12-0	1-8-0	7-2-0		CONFERENCE		1-2-0		0-0-0		0-0-0		
6-3-0	1-2-0	5-1-0		HOME		0-0-0		0-0-0		0-0-0		
3-9-0	0-6-0	2-1-0		AWAY		1-2-0		0-0-0		0-0-0		
0-0-0	0-0-0	0-0-0		NEUTRAL		0-0-0		0-0-0		0-0-0		
RPI S	Opponent	Score	RPI S	Opponent	Score	RPI S	Opponent	Score	RPI S	Opponent	Score	
2 A	Louisville	2 15	30 A	Wake Forest	13 8	55 A	Duke	3 5	115 A	Western Caro.	10 8	
2 A	Louisville	2 7	30 A	Wake Forest	4 6	55 A	Duke	1 2	115 H	Western Caro.	7 6	
2 A	Louisville	8 9	30 A	Wake Forest	6 5	55 A	Duke	3 2	127 H	Wofford	7 0	
3 A	South Carolina	1 8	34 H	Pittsburgh	5 15				151 A	Furman	9 7	
3 H	South Carolina	4 1	34 H	Pittsburgh	14 6				163 H	Winthrop	4 3	
3 N	South Carolina	5 0	34 H	Pittsburgh	4 3				183 H	Presbyterian	8 4	
5 A	Miami (FL)	4 5	50 H	Boston College	3 2				198 H	James Madison	6 1	
5 A	Miami (FL)	8 9	50 H	Boston College	6 2				198 H	James Madison	10 1	
5 A	Miami (FL)	5 10	50 H	Boston College	6 1				198 H	James Madison	11 2	
22 H	Georgia Tech	8 7							221 A	The Citadel	5 4	
22 H	Georgia Tech	1 16							221 A	The Citadel	12 1	
22 H	Georgia Tech	5 7							267 H	Maine	9 4	
25 A	Georgia	11 6							267 H	Maine	3 4	
25 H	Georgia	12 0							267 H	Maine	19 2	
<hr/>												
LAST 15 GAMES												
22 H	Georgia Tech	5 7	115 H	Western Caro.	7 6							
22 H	Georgia Tech	1 16	55 A	Duke	1 2							
22 H	Georgia Tech	8 7	55 A	Duke	3 2							
25 H	Georgia	12 0										
2 A	Louisville	8 9										

Non-Div. I Games:

Clemson

2 A Louisville	2	7
2 A Louisville	2	15

C  
l  
e  
m  
s  
o  
n

C  
l  
e  
m  
s  
o  
n



Average RPI Win:	94	WON-LOST	WINNING	LAST 15	STRENGTH OF	OPP. STRENGTH	TEAM	ADJ	CONF.	ADJ CONF.		
Average RPI Loss:	52	RECORD	PCT. RANK	GAMES	SCHEDULE	OF SCHEDULE	RPI	RPI	RPI	RPI		
DIV. I ONLY		28-15-0	.65116	47	7-8-0	8	15	13	.59134	13	2	2
DIV. I NON-CONF.		19-3-0	.86364	7	4-2-0	12	61	2	.63241	2	1	1
<hr/>												
TOTALS	RPI 1-25		RPI 26-50		W-L RECORDS		RPI 51-100		RPI 101-150		RPI 150+	
28-15-0	3-8-0		7-4-0		OVERALL		6-1-0		3-0-0		9-2-0	
20-6-0	1-3-0		6-1-0		HOME		1-0-0		3-0-0		9-2-0	
7-9-0	1-5-0		1-3-0		AWAY		5-1-0		0-0-0		0-0-0	
1-0-0	1-0-0		0-0-0		NEUTRAL		0-0-0		0-0-0		0-0-0	
19-3-0	1-1-0		5-0-0		NON-CONFERENCE		3-1-0		3-0-0		7-1-0	
15-2-0	0-1-0		4-0-0		HOME		1-0-0		3-0-0		7-1-0	
3-1-0	0-0-0		1-0-		AWAY		2-1-0		0-0-0		0-0-0	
1-0-0	1-0-0		0-0-0		NEUTRAL		0-0-0		0-0-0		0-0-0	
9-12-0	2-7-0		2-4-0		CONFERENCE		3-0-0		0-0-0		2-1-0	
5-4-0	1-2-0		2-1-0		HOME		0-0-0		0-0-0		2-1-0	
4-8-0	1-5-0		0-3-0		AWAY		3-0-0		0-0-0		0-0-0	
0-0-0	0-0-0		0-0-0		NEUTRAL		0-0-0		0-0-0		0-0-0	
<hr/>												
RPI S	Opponent	Score	RPI S	Opponent	Score	RPI S	Opponent	Score	RPI S	Opponent	Score	
3 N	South Carolina	15 0	27 H	Oklahoma St.	4 3	55 A	Duke	11 2	115 H	Western Caro.	10 2	
5 A	Miami (FL)	4 7	27 H	Oklahoma St.	2 1	55 A	Duke	8 2	124 H	William & Mary	17 2	
5 A	Miami (FL)	3 7	27 H	Oklahoma St.	7 6	55 A	Duke	12 2	133 H	Gardner-Webb	11 5	
5 A	Miami (FL)	4 10	28 H	UNCW	10 9	58 H	High Point	8 1	159 H	Campbell	9 4	
11 H	Coastal Caro.	3 6	29 A	East Carolina	17 4	67 A	UCLA	14 5	163 H	Winthrop	11 6	
22 H	Georgia Tech	2 3	30 A	Wake Forest	2 3	67 A	UCLA	5 6	185 H	Fairfield	10 2	
22 H	Georgia Tech	0 6	30 A	Wake Forest	4 5	67 A	UCLA	4 0	185 H	Fairfield	4 3	
22 H	Georgia Tech	8 0	30 A	Wake Forest	1 6				185 H	Fairfield	11 0	
24 A	Virginia	9 15	34 H	Pittsburgh	4 0				190 H	Virginia Tech	4 1	
24 A	Virginia	4 7	34 H	Pittsburgh	14 2				190 H	Virginia Tech	3 4	
24 A	Virginia	8 1	34 H	Pittsburgh	0 5				190 H	Virginia Tech	6 0	
									191 H	Davidson	10 2	
									199 H	Elon	11 6	
									286 H	UNC Asheville	2 3	
<hr/>												
LAST 15 GAMES												
159 H Campbell						24 A Virginia						
28 H UNCW						24 A Virginia						
30 A Wake Forest						24 A Virginia						
30 A Wake Forest												
30 A Wake Forest												

**Non-Div. I Games:**

North Carolina

124	H	William & Mary	17	2
11	H	Coastal Caro.	3	6

N  
o  
r  
t  
h  
C  
a  
r  
o  
l  
i  
n  
a

N  
o  
r  
t  
h  
C  
a  
r  
o  
l  
i  
n  
a

[illegible]

**Non-Div. I Games:**

Texas Tech

54	A	New Mexico	7	4
181	H	San Diego St.	7	2

T  
e  
x  
a  
s  
T  
e  
c  
h

T  
e  
x  
a  
s  
T  
e  
c  
h

Average RPI Win: 134		WON-LOST	WINNING	LAST 15	STRENGTH OF		OPP. STRENGTH	TEAM	ADJ	CONF.	ADJ CONF.
Average RPI Loss: 45		RECORD	PCT. RANK	GAMES	SCHEDULE		OF SCHEDULE	RPI	RPI	RPI	RPI
DIV. I ONLY		31-10-0	.7561	8	1-0-0		83	19	15	.58773	15
DIV. I NON-CONF.		21-2-0	.91304	2	1-0-0		257	94	25	.5797	25
TOTALS		RPI 1-25	RPI 26-50		W-L RECORDS		RPI 51-100		RPI 101-150		RPI 150+
31-10-0		4-5-0	2-1-0		OVERALL		7-3-0		4-1-0		14-0-0
23-4-0		3-3-0	2-1-0		HOME		1-0-0		4-0-0		13-0-0
7-6-0		1-2-0	0-0-0		AWAY		6-3-0		0-1-0		0-0-0
1-0-0		0-0-0	0-0-0		NEUTRAL		0-0-0		0-0-0		1-0-0
21-2-0		0-0-0	0-0-0		NON-CONFERENCE		3-1-0		4-1-0		14-0-0
18-0-0		0-0-0	0-0-0		HOME		1-0-0		4-0-0		13-0-0
2-2-0		0-0-0	0-0-		AWAY		2-1-0		0-1-0		0-0-0
1-0-0		0-0-0	0-0-0		NEUTRAL		0-0-0		0-0-0		1-0-0
10-8-0		4-5-0	2-1-0		CONFERENCE		4-2-0		0-0-0		0-0-0
5-4-0		3-3-0	2-1-0		HOME		0-0-0		0-0-0		0-0-0
5-4-0		1-2-0	0-0-0		AWAY		4-2-0		0-0-0		0-0-0
0-0-0		0-0-0	0-0-0		NEUTRAL		0-0-0		0-0-0		0-0-0
RPI S	Opponent	Score	RPI S	Opponent	Score	RPI S	Opponent	Score	RPI S	Opponent	Score
3 H	South Carolina	0 4	37 H	Kentucky	3 0	65 A	Tennessee	3 5	129 H	San Diego	8 4
3 H	South Carolina	10 6	37 H	Kentucky	0 3	65 A	Tennessee	1 2	129 H	San Diego	13 6
3 H	South Carolina	6 3	37 H	Kentucky	3 2	65 A	Tennessee	6 0	129 H	San Diego	17 1
10 H	Mississippi St.	12 6				66 H	Austin Peay	8 5	137 A	Middle Tenn.	4 7
10 H	Mississippi St.	4 5				91 A	Stanford	5 2	137 H	Middle Tenn.	7 4
10 H	Mississippi St.	1 2				91 A	Stanford	1 4	169 H	Central Ark.	8 6
17 A	LSU	4 13				91 A	Stanford	4 1	170 H	Xavier	14 3
17 A	LSU	9 7				98 A	Missouri	17 7	170 H	Xavier	5 2
17 A	LSU	2 3				98 A	Missouri	8 6	170 H	Xavier	7 0
						98 A	Missouri	2 0	204 H	Ill.-Chicago	20 8
									204 H	Ill.-Chicago	9 0
									204 H	Ill.-Chicago	6 5
									210 H	Radford	12 0
									210 H	Radford	13 4
									217 N	Belmont	8 2
									221 H	Northern Ill.	9 2
									230 H	Lipscomb	4 3
									266 H	Eastern Ill.	9 1
									268 H	UT Martin	11 6
LAST 15 GAMES											
66 H	Austin Peay	8 5	37 H	Kentucky	3 0						
65 A	Tennessee	3 5	137 H	Middle Tenn.	7 4						
65 A	Tennessee	1 2	17 A	LSU	9 7						
65 A	Tennessee	6 0									
169 H	Central Ark.	8 6									

Non-Div. I Games:

Vanderbilt

37 H Kentucky	0	3
37 H Kentucky	3	2

V  
a  
n  
d  
e  
r  
b  
i  
l  
l  
t

V  
a  
n  
d  
e  
r  
b  
i  
l  
l  
t

Average RPI Win:	118	WON-LOST RECORD	WINNING PCT. RANK	LAST 15 GAMES	STRENGTH OF SCHEDULE	OPP. STRENGTH OF SCHEDULE	TEAM RPI	ADJ RPI	CONF. RPI	ADJ CONF. RPI		
DIV. I ONLY		27-15-0	.64286	51	9-5-0	7	101	16	.5871	16	10	10
DIV. I NON-CONF.		15-9-0	.625	72	5-3-0	1	55	8	.60437	8	11	11
<hr/>												
TOTALS	RPI 1-25	RPI 26-50		W-L RECORDS		RPI 51-100		RPI 101-150		RPI 150+		
27-15-0	1-4-0	4-1-0		OVERALL		7-5-0		8-4-0		7-1-0		
17-4-0	0-0-0	3-0-0		HOME		4-1-0		4-2-0		6-1-0		
9-8-0	0-1-0	1-1-0		AWAY		3-4-0		4-2-0		1-0-0		
1-3-0	1-3-0	0-0-0		NEUTRAL		0-0-0		0-0-0		0-0-0		
15-9-0	1-4-0	4-1-0		NON-CONFERENCE		5-4-0		3-0-0		2-0-0		
11-1-0	0-0-0	3-0-0		HOME		4-1-0		3-0-0		1-0-0		
3-5-0	0-1-0	1-0-		AWAY		1-3-0		0-0-0		1-0-0		
1-3-0	1-3-0	0-0-0		NEUTRAL		0-0-0		0-0-0		0-0-0		
12-6-0	0-0-0	0-0-0		CONFERENCE		2-1-0		5-4-0		5-1-0		
6-3-0	0-0-0	0-0-0		HOME		0-0-0		1-2-0		5-1-0		
6-3-0	0-0-0	0-0-0		AWAY		2-1-0		4-2-0		0-0-0		
0-0-0	0-0-0	0-0-0		NEUTRAL		0-0-0		0-0-0		0-0-0		
RPI	S	Opponent	Score	RPI	S	Opponent	Score	RPI	S	Opponent	Score	
14	N	Texas Tech	3 5	31	A	Tulane	3 5	56	A	Louisiana Tech	2 6	
17	N	LSU	5 8	31	H	Tulane	9 2	56	H	Louisiana Tech	3 6	
18	A	Southern Miss.	2 7	41	H	New Orleans	7 4	61	A	Southeastern La.	5 16	
19	N	Rice	4 2	46	A	Northwestern St.	10 1	61	A	Southeastern La.	5 4	
20	N	TCU	1 7	46	H	Northwestern St.	4 0	61	H	Southeastern La.	4 1	
								77	A	McNeese St.	2 7	
								84	A	Troy	8 3	
								84	A	Troy	1 4	
								84	A	Troy	4 2	
								85	H	Sam Houston St.	6 2	
								85	H	Sam Houston St.	2 1	
								85	H	Sam Houston St.	13 3	
		</										

Non-Div. I Games:

La.-Lafayette

213	H	Nicholls St.	4	3
61	A	Southeastern La.	5	4

L  
a  
.  
-  
L  
a  
f  
a  
y  
e  
t  
t  
e

L  
a  
.  
-  
L  
a  
f  
a  
y  
e  
t  
t  
e



LSU

Average RPI Win: 115		WON-LOST	WINNING	LAST 15	STRENGTH OF	OPP. STRENGTH	TEAM	ADJ	CONF.	ADJ CONF.							
Average RPI Loss: 49		RECORD	PCT. RANK	GAMES	SCHEDULE	OF SCHEDULE	RPI	RPI	RPI	RPI							
DIV. I ONLY		27-15-0	.64286	51	9-6-0	4	55	17	.58594	17	1	1					
DIV. I NON-CONF.		17-6-0	.73913	31	3-2-0	17	199	26	.57935	26	2	2					
<hr/>																	
TOTALS		RPI 1-25		RPI 26-50		W-L RECORDS		RPI 51-100		RPI 101-150		RPI 150+					
27-15-0		5-6-0		2-5-0		OVERALL		5-1-0		7-2-0		8-1-0					
19-9-0		3-3-0		2-3-0		HOME		2-1-0		5-1-0		7-1-0					
7-6-0		1-3-0		0-2-0		AWAY		3-0-0		2-1-0		1-0-0					
1-0-0		1-0-0		0-0-0		NEUTRAL		0-0-0		0-0-0		0-0-0					
17-6-0		1-0-0		1-3-0		NON-CONFERENCE		2-1-0		5-1-0		8-1-0					
15-4-0		0-0-0		1-1-0		HOME		2-1-0		5-1-0		7-1-0					
1-2-0		0-0-0		0-0-		AWAY		0-0-0		0-0-0		1-0-0					
1-0-0		1-0-0		0-0-0		NEUTRAL		0-0-0		0-0-0		0-0-0					
10-9-0		4-6-0		1-2-0		CONFERENCE		3-0-0		2-1-0		0-0-0					
4-5-0		3-3-0		1-2-0		HOME		0-0-0		0-0-0		0-0-0					
6-4-0		1-3-0		0-0-0		AWAY		3-0-0		2-1-0		0-0-0					
0-0-0		0-0-0		0-0-0		NEUTRAL		0-0-0		0-0-0		0-0-0					
RPI	S	Opponent		Score		RPI	S	Opponent		Score		RPI	S	Opponent		Score	
4	A	Texas A&M		3 2		31	A	Tulane		1 4		56	H	Louisiana Tech		6 3	
4	A	Texas A&M		1 3		31	H	Tulane		1 7		61	H	Southeastern La.		11 4	
4	A	Texas A&M		1 6		41	H	New Orleans		9 4		77	H	McNeese St.		0 7	
7	A	Ole Miss		6 7		42	A	Lamar		11 12		98	A	Missouri		15 2	
10	H	Mississippi St.		1 2		49	H	Alabama		7 5		98	A	Missouri		9 5	
10	H	Mississippi St.		8 12		49	H	Alabama		3 4		98	A	Missouri		7 5	
10	H	Mississippi St.		11 8		49	H	Alabama		0 6						125 H Cincinnati	
15	H	Vanderbilt		7 9												6 5	
15	H	Vanderbilt		13 4												12 4	
15	H	Vanderbilt		3 2												4 0	
16	N	La.-Lafayette		8 5												130 H Sacramento St.	
																4 5	
																130 H Sacramento St.	
																6 0	
																130 H Sacramento St.	
																11 1	
																164 H Ball St.	
																10 6	
																164 H Ball St.	
																1 7	
																9 3	
																197 H Fordham	
																10 7	
																197 H Fordham	
																12 1	
																197 H Fordham	
																15 1	
																213 A Nicholls St.	
																9 4	
																239 H Grambling	
																14 11	
																295 H Southern U.	
																11 1	
<hr/>																	
LAST 15 GAMES																	
7 A Ole Miss						6		7		98 A Missouri		9		5			
31 A Tulane						1		4		98 A Missouri		7		5			
10 H Mississippi St.						11		8		239 H Grambling		14		11			
10 H Mississippi St.						1		2									
10 H Mississippi St.						8		12									

Non-Div. I Games:

LSU

61	H	Southwestern La.	11	4
98	A	Missouri	15	2

L  
S  
U

L  
S  
U

Average RPI Win:	110	WON-LOST RECORD	WINNING PCT. RANK	LAST 15 GAMES	STRENGTH OF SCHEDULE	OPP. STRENGTH OF SCHEDULE	TEAM RPI	ADJ RPI	CONF. RPI	ADJ CONF. RPI		
DIV. I ONLY		30-12-0	.71429	28	10-5-0	61	4	18	.58563	18	3	3
DIV. I NON-CONF.		16-8-0	.66667	55	2-2-0	18	2	19	.58436	19	4	4
<hr/>												
TOTALS	RPI 1-25	RPI 26-50		W-L RECORDS		RPI 51-100		RPI 101-150		RPI 150+		
30-12-0	4-3-0	5-4-0		OVERALL		5-2-0		7-3-0		9-0-0		
19-3-0	3-1-0	5-0-0		HOME		2-2-0		3-0-0		6-0-0		
8-5-0	1-0-0	0-2-0		AWAY		1-0-0		3-3-0		3-0-0		
3-4-0	0-2-0	0-2-0		NEUTRAL		2-0-0		1-0-0		0-0-0		
16-8-0	2-2-0	5-4-0		NON-CONFERENCE		5-2-0		1-0-0		3-0-0		
11-2-0	1-0-0	5-0-0		HOME		2-2-0		0-0-0		3-0-0		
2-2-0	1-0-0	0-0-		AWAY		1-0-0		0-0-0		0-0-0		
3-4-0	0-2-0	0-2-0		NEUTRAL		2-0-0		1-0-0		0-0-0		
14-4-0	2-1-0	0-0-0		CONFERENCE		0-0-0		6-3-0		6-0-0		
8-1-0	2-1-0	0-0-0		HOME		0-0-0		3-0-0		3-0-0		
6-3-0	0-0-0	0-0-0		AWAY		0-0-0		3-3-0		3-0-0		
0-0-0	0-0-0	0-0-0		NEUTRAL		0-0-0		0-0-0		0-0-0		
RPI S	Opponent	Score	RPI S	Opponent	Score	RPI S	Opponent	Score	RPI S	Opponent	Score	
7 A	Ole Miss	5 1	31 A	Tulane	0 12	61 A	Southeastern La.	9 7	104 A	Marshall	14 4	
7 N	Ole Miss	2 6	31 N	Tulane	7 12	61 H	Southeastern La.	2 4	104 A	Marshall	3 2	
10 N	Mississippi St.	5 13	36 A	South Ala.	3 9	76 N	Michigan St.	2 0	104 A	Marshall	8 10	
16 H	La.-Lafayette	7 2	36 N	South Ala.	2 4	84 N	Troy	6 2	116 N	Auburn	3 1	
19 H	Rice	2 1	41 H	New Orleans	7 4	99 H	Samford	6 3	117 A	UAB	11 0	
19 H	Rice	3 4	46 H	Northwestern St.	8 5	99 H	Samford	8 2	117 A	UAB	7 8	
19 H	Rice	2 1	46 H	Northwestern St.	8 6	99 H	Samford	8 10	117 A	UAB	3 5	
			46 H	Northwestern St.	15 5				137 H	Middle Tenn.	12 11	
			49 H	Alabama	9 2				137 H	Middle Tenn.	9 5	
									137 H	Middle Tenn.	6 4	
									152 H	UTSA	11 2	
									152 H	UTSA	6 5	
									152 H	UTSA	13 2	
									160 A	Charlotte	9 1	
									160 A	Charlotte	9 6	
									160 A	Charlotte	16 6	
									266 H	Eastern Ill.	6 4	
									266 H	Eastern Ill.	18 1	
									266 H	Eastern Ill.	6 1	
<hr/>												
LAST 15 GAMES												
16 H	La.-Lafayette	7 2	117 A	UAB	3 5							
19 H	Rice	2 1	7 A	Ole Miss	5 1							
19 H	Rice	3 4	137 H	Middle Tenn.	12 11							
19 H	Rice	2 1										
31 A	Tulane	0 12										

Non-Div. I Games:

Southern Miss.

117 A UAB	11	0
117 A UAB	7	8

S  
o  
u  
t  
h  
e  
r  
n  
M  
i  
s  
s  
.

S  
o  
u  
t  
h  
e  
r  
n  
M  
i  
s  
s  
.

**Non-Div. I Games:**

Rice

75	H	Western Ky.	9	3
158	A	Texas St.	3	1

R  
i  
c  
e

R  
i  
c  
e

TCU

Average RPI Win: 116		WON-LOST RECORD		WINNING PCT. RANK		LAST 15 GAMES		STRENGTH OF SCHEDULE		OPP. STRENGTH OF SCHEDULE		TEAM RPI		ADJ RPI		CONF. RPI		ADJ CONF. RPI	
DIV. I ONLY		29-10-0		.74359 14		10-5-0		82		35		20		.58434 20		5		5	
DIV. I NON-CONF.		19-5-0		.79167 16		4-2-0		64		29		15		.58892 15		5		5	
TOTALS		RPI 1-25		RPI 26-50		W-L RECORDS		RPI 51-100		RPI 101-150		RPI 150+							
29-10-0		3-0-0		2-3-0		OVERALL		5-2-0		11-4-0		8-1-0							
16-5-0		0-0-0		0-1-0		HOME		4-2-0		9-2-0		3-0-0							
10-5-0		1-0-0		2-2-0		AWAY		0-0-0		2-2-0		5-1-0							
3-0-0		2-0-0		0-0-0		NEUTRAL		1-0-0		0-0-0		0-0-0							
19-5-0		3-0-0		1-1-0		NON-CONFERENCE		5-2-0		4-2-0		6-0-0							
10-5-0		0-0-0		0-1-0		HOME		4-2-0		3-2-0		3-0-0							
6-0-0		1-0-0		1-0-		AWAY		0-0-0		1-0-0		3-0-0							
3-0-0		2-0-0		0-0-0		NEUTRAL		1-0-0		0-0-0		0-0-0							
10-5-0		0-0-0		1-2-0		CONFERENCE		0-0-0		7-2-0		2-1-0							
6-0-0		0-0-0		0-0-0		HOME		0-0-0		6-0-0		0-0-0							
4-5-0		0-0-0		1-2-0		AWAY		0-0-0		1-2-0		2-1-0							
0-0-0		0-0-0		0-0-0		NEUTRAL		0-0-0		0-0-0		0-0-0							
RPI	S	Opponent		Score		RPI	S	Opponent		Score		RPI	S	Opponent		Score			
16	N	La.-Lafayette		7	1	27	A	Oklahoma St.		11	6	53	H	Gonzaga		10	2	101	A Texas 9 5
19	A	Rice		6	4	27	A	Oklahoma St.		7	11	53	H	Gonzaga		3	4	101	A Texas 0 2
19	N	Rice		10	0	27	A	Oklahoma St.		0	9	53	H	Gonzaga		16	1	101	A Texas 3 4
						45	A	Dallas Baptist		2	0	79	N	Houston		10	1	103	A UT Arlington 17 4
						45	H	Dallas Baptist		1	9	97	H	Loyola Marymount		1	0	103	H UT Arlington 3 4
												97	H	Loyola Marymount		3	5	103	H UT Arlington 5 1
												97	H	Loyola Marymount		5	0	106	H Oklahoma 12 2
																		106	H Oklahoma 2 0
																		106	H Oklahoma 11 3
																		113	H West Virginia 14 2
																		113	H West Virginia 10 6
																		113	H West Virginia 7 1
																		126	H Southern California 8 3
																		126	H Southern California 12 11
																		126	H Southern California 6 16
																		166	A Wichita St. 17 6
																		166	A Wichita St. 12 5
																		166	A Wichita St. 3 0
																		193	A Kansas 3 4
																		193	A Kansas 8 0
																		193	A Kansas 14 6
																		203	H Abilene Christian 6 4
																		274	H UTRGV 13 0
																		279	H Ark.-Pine Bluff 17 3
				LAST 15 GAMES															
				45	A	Dallas Baptist		2	0	45	H	Dallas Baptist		1	9				
				27	A	Oklahoma St.		7	11	193	A	Kansas		14	6				
				27	A	Oklahoma St.		11	6	193	A	Kansas		8	0				
				27	A	Oklahoma St.		0	9										
				106	H	Oklahoma		2	0										

Non-Div. I Games:

TCU

106 H Oklahoma	12	2
106 H Oklahoma	11	3

T  
C  
U

T  
C  
U



Average RPI Win:	164	WON-LOST RECORD	WINNING PCT. RANK	LAST 15 GAMES	STRENGTH OF SCHEDULE	OPP. STRENGTH OF SCHEDULE	TEAM RPI	ADJ RPI	CONF. RPI	ADJ CONF. RPI				
DIV. I ONLY		27-9-0	.75	9	11-4-0	90	145	21	.58136	21	19	19		
DIV. I NON-CONF.		22-8-0	.73333	35	6-3-0	84	92	17	.58717	17	18	18		
<hr/>														
TOTALS	RPI 1-25	RPI 26-50		W-L RECORDS		RPI 51-100		RPI 101-150		RPI 150+				
27-9-0	0-0-0	2-1-0		OVERALL		3-6-0		6-2-0		16-0-0				
19-2-0	0-0-0	0-0-0		HOME		3-1-0		6-1-0		10-0-0				
8-7-0	0-0-0	2-1-0		AWAY		0-5-0		0-1-0		6-0-0				
0-0-0	0-0-0	0-0-0		NEUTRAL		0-0-0		0-0-0		0-0-0				
22-8-0	0-0-0	2-1-0		NON-CONFERENCE		3-6-0		4-1-0		13-0-0				
14-1-0	0-0-0	0-0-0		HOME		3-1-0		4-0-0		7-0-0				
8-7-0	0-0-0	2-0-		AWAY		0-5-0		0-1-0		6-0-0				
0-0-0	0-0-0	0-0-0		NEUTRAL		0-0-0		0-0-0		0-0-0				
5-1-0	0-0-0	0-0-0		CONFERENCE		0-0-0		2-1-0		3-0-0				
5-1-0	0-0-0	0-0-0		HOME		0-0-0		2-1-0		3-0-0				
0-0-0	0-0-0	0-0-0		AWAY		0-0-0		0-0-0		0-0-0				
0-0-0	0-0-0	0-0-0		NEUTRAL		0-0-0		0-0-0		0-0-0				
RPI	S	Opponent	Score		RPI	S	Opponent	Score		RPI	S	Opponent	Score	
39	A	BYU	4	13	62	H	Jacksonville	3	4	111	H	Seton Hall	4	5
39	A	BYU	8	5	62	H	Jacksonville	2	1	111	H	Seton Hall	7	1
39	A	BYU	10	2	62	H	Jacksonville	4	0	111	H	Seton Hall	3	1
					80	A	Nebraska	2	8	117	H	UAB	3	1
					80	H	Nebraska	4	3	117	H	UAB	4	3
					81	A	Fresno St.	3	7	117	H	UAB	2	1
					81	A	Fresno St.	1	2	143	A	Kansas St.	2	8
					81	A	Fresno St.	1	2	143	H	Kansas St.	5	4
					83	A	Arkansas	2	6	156	A	Stetson	7	5
										156	A	Stetson	5	1
										156	A	Stetson	4	1
										173	H	Stony Brook	4	0
										173	H	Stony Brook	4	0
										173	H	Stony Brook	5	4
										206	H	South Dakota St.	6	5
										207	A	Murray St.	10	5
										207	A	Murray St.	9	4
										207	A	Murray St.	7	2
										255	H	North Dakota	7	1
										255	H	North Dakota	7	1
										255	H	North Dakota	5	0
										280	H	Butler	2	1
										280	H	Butler	6	4
										280	H	Butler	4	3
LAST 15 GAMES														
39	A	BYU	8	5	206	H	South Dakota St.	6	5					
39	A	BYU	10	2	80	H	Nebraska	4	3					
39	A	BYU	4	13	111	H	Seton Hall	4	5					
83	A	Arkansas	2	6										
280	H	Butler	4	3										

Non-Div. I Games:

Creighton

280 H Butler	6	4
280 H Butler	2	1

C  
r  
e  
i  
g  
h  
t  
o  
n

C  
r  
e  
i  
g  
h  
t  
o  
n

Average RPI Win: 134		WON-LOST	WINNING	LAST 15	STRENGTH OF		OPP. STRENGTH	TEAM	ADJ		CONF.	ADJ CONF.
Average RPI Loss: 34		RECORD	PCT. RANK	GAMES	SCHEDULE		OF SCHEDULE	RPI	RPI		RPI	RPI
DIV. I ONLY		27-14-0	.65854	42	7-8-0		31	14	22		.57913	22
DIV. I NON-CONF.		17-4-0	.80952	13	3-3-0		116	118	28		.5774	28
TOTALS		RPI 1-25	RPI 26-50		W-L RECORDS		RPI 51-100		RPI 101-150		RPI 150+	
27-14-0		5-9-0	1-1-0		OVERALL		2-2-0		7-2-0		12-0-0	
17-7-0		1-3-0	0-0-0		HOME		2-2-0		4-2-0		10-0-0	
10-7-0		4-6-0	1-1-0		AWAY		0-0-0		3-0-0		2-0-0	
0-0-0		0-0-0	0-0-0		NEUTRAL		0-0-0		0-0-0		0-0-0	
17-4-0		0-2-0	0-0-0		NON-CONFERENCE		1-0-0		7-2-0		9-0-0	
12-3-0		0-1-0	0-0-0		HOME		1-0-0		4-2-0		7-0-0	
5-1-0		0-1-0	0-0-		AWAY		0-0-0		3-0-0		2-0-0	
0-0-0		0-0-0	0-0-0		NEUTRAL		0-0-0		0-0-0		0-0-0	
10-10-0		5-7-0	1-1-0		CONFERENCE		1-2-0		0-0-0		3-0-0	
5-4-0		1-2-0	0-0-0		HOME		1-2-0		0-0-0		3-0-0	
5-6-0		4-5-0	1-1-0		AWAY		0-0-0		0-0-0		0-0-0	
0-0-0		0-0-0	0-0-0		NEUTRAL		0-0-0		0-0-0		0-0-0	
RPI S	Opponent	Score	RPI S	Opponent	Score	RPI S	Opponent	Score	RPI S	Opponent	Score	
6 A	Florida St.	9 14	34 A	Pittsburgh	6 13	55 H	Duke	3 2	105 A	Mercer	6 5	
6 A	Florida St.	2 8	34 A	Pittsburgh	6 3	55 H	Duke	4 10	105 H	Mercer	8 9	
6 A	Florida St.	3 8				55 H	Duke	13 14	115 H	Western Caro.	4 3	
8 H	North Carolina St.	3 8				88 H	VCU	9 1	115 H	Western Caro.	14 3	
8 H	North Carolina St.	6 15							115 H	Western Caro.	5 4	
8 H	North Carolina St.	16 7							116 A	Auburn	4 1	
12 A	Clemson	16 1							116 H	Auburn	3 14	
12 A	Clemson	7 5							123 A	Ga. Southern	6 5	
12 A	Clemson	7 8							123 H	Ga. Southern	6 1	
13 A	North Carolina	0 8							190 H	Virginia Tech	16 8	
13 A	North Carolina	3 2							190 H	Virginia Tech	14 4	
13 A	North Carolina	6 0							190 H	Virginia Tech	8 3	
25 A	Georgia	5 13							196 A	Kennesaw St.	13 2	
25 H	Georgia	1 3							196 H	Kennesaw St.	4 2	
									208 H	UMBC	4 1	
									208 H	UMBC	6 1	
									208 H	UMBC	9 2	
									234 A	Georgia St.	11 5	
									234 H	Georgia St.	11 6	
									249 H	Western Mich.	13 0	
									263 H	Purdue	5 2	
LAST 15 GAMES												
25 A	Georgia	5 13	8 H	North Carolina St.	6 15							
12 A	Clemson	7 5	8 H	North Carolina St.	3 8							
12 A	Clemson	16 1	25 H	Georgia	1 3							
12 A	Clemson	7 8										
234 A	Georgia St.	11 5										

Non-Div. I Games:

Georgia Tech

105	H	Mercer	8	9
8	H	North Carolina St.	16	7

A  
r  
i  
z  
o  
n  
a

Arizona

175	H	New Mexico St.	8	7
91	H	Stanford	5	6

A  
r  
i  
z  
o  
n  
a

A  
r  
i  
z  
o  
n  
a

Average RPI Win: 117		WON-LOST RECORD	WINNING PCT. RANK	LAST 15 GAMES	STRENGTH OF SCHEDULE	OPP. STRENGTH OF SCHEDULE	TEAM RPI	ADJ RPI		CONF. RPI	ADJ CONF. RPI						
Average RPI Loss: 40																	
DIV. I ONLY		27-17-0	.61364 74	9-6-0	9	22	24	.57701	24	2	2						
DIV. I NON-CONF.		16-7-0	.69565 49	4-2-0	131	134	85	.53499	85	1	1						
<hr/>																	
TOTALS		RPI 1-25		RPI 26-50		W-L RECORDS		RPI 51-100		RPI 101-150		RPI 150+					
27-17-0		6-7-0		4-5-0		OVERALL		4-4-0		2-0-0		11-1-0					
18-9-0		3-3-0		3-3-0		HOME		0-2-0		2-0-0		10-1-0					
7-8-0		3-4-0		1-2-0		AWAY		3-2-0		0-0-0		0-0-0					
2-0-0		0-0-0		0-0-0		NEUTRAL		1-0-0		0-0-0		1-0-0					
16-7-0		0-1-0		1-2-0		NON-CONFERENCE		2-3-0		2-0-0		11-1-0					
13-5-0		0-0-0		1-2-0		HOME		0-2-0		2-0-0		10-1-0					
1-2-0		0-1-0		0-0-		AWAY		1-1-0		0-0-0		0-0-0					
2-0-0		0-0-0		0-0-0		NEUTRAL		1-0-0		0-0-0		1-0-0					
11-10-0		6-6-0		3-3-0		CONFERENCE		2-1-0		0-0-0		0-0-0					
5-4-0		3-3-0		2-1-0		HOME		0-0-0		0-0-0		0-0-0					
6-6-0		3-3-0		1-2-0		AWAY		2-1-0		0-0-0		0-0-0					
0-0-0		0-0-0		0-0-0		NEUTRAL		0-0-0		0-0-0		0-0-0					
RPI	S	Opponent		Score		RPI	S	Opponent		Score		RPI	S	Opponent		Score	
2	A	Louisville		4 11		29	H	East Carolina		5 8		55	A	Duke		0 3	
2	A	Louisville		0 15		29	H	East Carolina		1 6		55	A	Duke		7 6	
2	A	Louisville		6 3		29	H	East Carolina		4 2		55	A	Duke		6 0	
5	A	Miami (FL)		6 5		30	H	Wake Forest		4 0		63	A	Old Dominion		8 4	
5	A	Miami (FL)		7 3		30	H	Wake Forest		6 4		63	H	Old Dominion		4 5	
5	A	Miami (FL)		2 9		30	H	Wake Forest		8 9		78	N	Kent St.		8 6	
8	H	North Carolina St.		5 3		50	A	Boston College		3 0		88	A	VCU		5 7	
8	H	North Carolina St.		7 8		50	A	Boston College		2 3		88	H	VCU		5 11	
8	H	North Carolina St.		2 5		50	A	Boston College		4 5							
11	A	Coastal Caro.		4 5													
13	H	North Carolina		15 9													
13	H	North Carolina		7 4													
13	H	North Carolina		1 8													

Non-Div. I Games:

Virginia

210	H	Radford	11	3
13	H	North Carolina	15	9

V  
i  
r  
g  
i  
n  
i  
a

V  
i  
r  
g  
i  
n  
i  
a



Average RPI Win: 107		WON-LOST	WINNING	LAST 15	STRENGTH OF		OPP. STRENGTH	TEAM	ADJ	CONF.	ADJ CONF.
Average RPI Loss: 47		RECORD	PCT. RANK	GAMES	SCHEDULE		OF SCHEDULE	RPI	RPI	RPI	RPI
DIV. I ONLY		22-20-0	.52381	130	7-8-0		1	29	25	.57602	25
DIV. I NON-CONF.		15-9-0	.625	72	2-2-0		23	134	57	.55183	57
TOTALS		RPI 1-25	RPI 26-50		W-L RECORDS		RPI 51-100		RPI 101-150		RPI 150+
22-20-0		6-10-0	3-4-0		OVERALL		2-2-0		4-2-0		7-2-0
16-11-0		3-2-0	3-4-0		HOME		2-2-0		3-2-0		5-1-0
6-9-0		3-8-0	0-0-0		AWAY		0-0-0		1-0-0		2-1-0
0-0-0		0-0-0	0-0-0		NEUTRAL		0-0-0		0-0-0		0-0-0
15-9-0		2-2-0	0-1-0		NON-CONFERENCE		2-2-0		4-2-0		7-2-0
11-7-0		1-1-0	0-1-0		HOME		2-2-0		3-2-0		5-1-0
4-2-0		1-1-0	0-0-		AWAY		0-0-0		1-0-0		2-1-0
0-0-0		0-0-0	0-0-0		NEUTRAL		0-0-0		0-0-0		0-0-0
7-11-0		4-8-0	3-3-0		CONFERENCE		0-0-0		0-0-0		0-0-0
5-4-0		2-1-0	3-3-0		HOME		0-0-0		0-0-0		0-0-0
2-7-0		2-7-0	0-0-0		AWAY		0-0-0		0-0-0		0-0-0
0-0-0		0-0-0	0-0-0		NEUTRAL		0-0-0		0-0-0		0-0-0
RPI S	Opponent	Score	RPI S	Opponent	Score	RPI S	Opponent	Score	RPI S	Opponent	Score
1 A	Florida	2 1	36 H	South Ala.	1 3	69 H	Wright St.	4 3	105 A	Mercer	7 6
1 A	Florida	1 4	37 H	Kentucky	4 11	69 H	Wright St.	5 1	105 H	Mercer	1 3
1 A	Florida	0 6	37 H	Kentucky	5 2	69 H	Wright St.	1 3	123 H	Ga. Southern	5 1
3 H	South Carolina	13 4	37 H	Kentucky	6 14	75 H	Western Ky.	7 8	123 H	Ga. Southern	4 1
3 H	South Carolina	1 3	49 H	Alabama	7 10				123 H	Ga. Southern	3 5
3 H	South Carolina	5 3	49 H	Alabama	7 1				125 H	Cincinnati	7 6
4 A	Texas A&M	2 10	49 H	Alabama	12 4				160 A	Charlotte	5 10
4 A	Texas A&M	1 15							160 A	Charlotte	6 3
4 A	Texas A&M	0 5							196 A	Kennesaw St.	4 2
10 A	Mississippi St.	11 8							196 H	Kennesaw St.	2 4
10 A	Mississippi St.	2 9							230 H	Lipscomb	8 2
10 A	Mississippi St.	1 3							230 H	Lipscomb	1 0
12 A	Clemson	0 12							230 H	Lipscomb	9 8
12 H	Clemson	6 11							248 H	Charleston So.	10 3
22 A	Georgia Tech	3 1							248 H	Charleston So.	5 3
22 H	Georgia Tech	13 5									
LAST 15 GAMES											
22 H	Georgia Tech	13 5	3 H	South Carolina	1 3						
1 A	Florida	1 4	22 A	Georgia Tech	3 1						
1 A	Florida	0 6	4 A	Texas A&M	2 10						
1 A	Florida	2 1									
12 A	Clemson	0 12									

Non-Div. I Games:

Georgia

3 H South Carolina	5	3
3 H South Carolina	13	4

G  
e  
o  
r  
g  
i  
a

G  
e  
o  
r  
g  
i  
a

Average RPI Win: 169		WON-LOST	WINNING	LAST 15	STRENGTH OF		OPP. STRENGTH	TEAM	ADJ		CONF.	ADJ CONF.			
Average RPI Loss: 82		RECORD	PCT. RANK	GAMES	SCHEDULE		OF SCHEDULE	RPI	RPI		RPI	RPI			
DIV. I ONLY		28-10-0	.73684	18	10-5-0		123	125	26	.576	26	7	7		
DIV. I NON-CONF.		20-6-0	.76923	20	3-1-0		153	150	20	.58378	20	7	7		
TOTALS		RPI 1-25	RPI 26-50		W-L RECORDS		RPI 51-100		RPI 101-150		RPI 150+				
28-10-0		0-0-0	2-5-0		OVERALL		5-3-0		1-1-0		20-1-0				
11-2-0		0-0-0	0-2-0		HOME		3-0-0		0-0-0		8-0-0				
12-8-0		0-0-0	2-3-0		AWAY		2-3-0		0-1-0		8-1-0				
5-0-0		0-0-0	0-0-0		NEUTRAL		0-0-0		1-0-0		4-0-0				
20-6-0		0-0-0	2-3-0		NON-CONFERENCE		0-1-0		1-1-0		17-1-0				
8-0-0		0-0-0	0-0-0		HOME		0-0-0		0-0-0		8-0-0				
7-6-0		0-0-0	2-0-		AWAY		0-1-0		0-1-0		5-1-0				
5-0-0		0-0-0	0-0-0		NEUTRAL		0-0-0		1-0-0		4-0-0				
8-4-0		0-0-0	0-2-0		CONFERENCE		5-2-0		0-0-0		3-0-0				
3-2-0		0-0-0	0-2-0		HOME		3-0-0		0-0-0		0-0-0				
5-2-0		0-0-0	0-0-0		AWAY		2-2-0		0-0-0		3-0-0				
0-0-0		0-0-0	0-0-0		NEUTRAL		0-0-0		0-0-0		0-0-0				
RPI	S	Opponent	Score	RPI	S	Opponent	Score	RPI	S	Opponent	Score	RPI	S	Opponent	Score
				27	A	Oklahoma St.	4 2	68	A	Cal Poly	1 5	118	N	Saint Joseph's	5 1
				27	A	Oklahoma St.	4 5	76	A	Michigan St.	5 11	147	A	Santa Clara	3 5
				27	A	Oklahoma St.	3 6	80	H	Nebraska	10 6	165	H	Eastern Mich.	19 3
				33	H	Minnesota	3 5	80	H	Nebraska	7 2	180	A	Hawaii	5 3
				33	H	Minnesota	1 8	80	H	Nebraska	6 1	180	A	Hawaii	9 4
				40	A	California	5 0	94	A	Iowa	8 4	180	A	Hawaii	5 4
				47	A	Notre Dame	5 9	94	A	Iowa	12 9	180	A	Hawaii	6 0
								94	A	Iowa	3 8	184	N	Canisius	6 2
												184	N	Canisius	3 0
												184	N	Canisius	9 0
												184	N	Canisius	9 3
												186	A	San Jose St.	6 5
												204	H	Ill.-Chicago	5 0
												204	H	Ill.-Chicago	10 2
												204	H	Ill.-Chicago	10 4
												204	H	Ill.-Chicago	5 4
												232	H	Toledo	2 1
												252	H	Central Mich.	9 7
												254	A	Northwestern	10 4
												254	A	Northwestern	12 3
												254	A	Northwestern	11 9
												261	H	Bowling Green	5 0
												264	A	UC Davis	3 4
LAST 15 GAMES															
				94	A	Iowa	3 8	165	H	Eastern Mich.	19 3				
				94	A	Iowa	12 9	76	A	Michigan St.	5 11				
				94	A	Iowa	8 4	33	H	Minnesota	3 5				
				232	H	Toledo	2 1								
				80	H	Nebraska	6 1								

Non-Div. I Games:

Michigan

80 H Nebraska	7	2
80 H Nebraska	10	6

M  
i  
c  
h  
i  
g  
a  
n

M  
i  
c  
h  
i  
g  
a  
n

Average RPI Win: 125		WON-LOST RECORD		WINNING PCT. RANK		LAST 15 GAMES		STRENGTH OF SCHEDULE		OPP. STRENGTH OF SCHEDULE		TEAM RPI		ADJ RPI		CONF. RPI		ADJ CONF. RPI	
DIV. I ONLY		25-15-0		.625 65		7-8-0		25		46		27		.57582 27		5		5	
DIV. I NON-CONF.		15-9-0		.625 72		0-2-0		35		40		43		.5636 43		5		5	
TOTALS		RPI 1-25		RPI 26-50		W-L RECORDS		RPI 51-100		RPI 101-150		RPI 150+							
25-15-0		2-7-0		3-1-0		OVERALL		2-2-0		12-5-0		6-0-0							
12-7-0		2-4-0		2-1-0		HOME		1-1-0		2-1-0		5-0-0							
12-7-0		0-3-0		1-0-0		AWAY		1-1-0		9-3-0		1-0-0							
1-1-0		0-0-0		0-0-0		NEUTRAL		0-0-0		1-1-0		0-0-0							
15-9-0		0-3-0		3-1-0		NON-CONFERENCE		2-2-0		4-3-0		6-0-0							
10-3-0		0-0-0		2-1-0		HOME		1-1-0		2-1-0		5-0-0							
4-5-0		0-3-0		1-0-		AWAY		1-1-0		1-1-0		1-0-0							
1-1-0		0-0-0		0-0-0		NEUTRAL		0-0-0		1-1-0		0-0-0							
10-6-0		2-4-0		0-0-0		CONFERENCE		0-0-0		8-2-0		0-0-0							
2-4-0		2-4-0		0-0-0		HOME		0-0-0		0-0-0		0-0-0							
8-2-0		0-0-0		0-0-0		AWAY		0-0-0		8-2-0		0-0-0							
0-0-0		0-0-0		0-0-0		NEUTRAL		0-0-0		0-0-0		0-0-0							
RPI S	Opponent	Score		RPI S	Opponent	Score		RPI S	Opponent	Score		RPI S	Opponent	Score					
13 A	North Carolina	1	2	26 H	Michigan	6	3	72 H	Oral Roberts	0	4	102 H	Indiana St.	9	2				
13 A	North Carolina	6	7	26 H	Michigan	2	4	83 A	Arkansas	6	7	102 H	Indiana St.	1	0				
13 A	North Carolina	3	4	26 H	Michigan	5	4	83 H	Arkansas	5	4	102 H	Indiana St.	0	2				
14 H	Texas Tech	1	5	45 A	Dallas Baptist	7	6	92 A	Missouri St.	6	5	103 A	UT Arlington	5	3				
14 H	Texas Tech	2	8									103 A	UT Arlington	2	3				
14 H	Texas Tech	5	15									106 A	Oklahoma	4	3				
20 H	TCU	9	0									113 A	West Virginia	3	4				
20 H	TCU	6	11									113 A	West Virginia	8	1				
20 H	TCU	11	7									113 A	West Virginia	4	5				
												131 A	Baylor	6	2				
												131 A	Baylor	3	1				
												131 A	Baylor	10	7				
												140 N	SFA	4	5				
												140 N	SFA	8	2				
												143 A	Kansas St.	5	4				
												143 A	Kansas St.	2	1				
												143 A	Kansas St.	5	4				
												166 A	Wichita St.	17	0				
												203 H	Abilene Christian	8	2				
												203 H	Abilene Christian	8	4				
												203 H	Abilene Christian	16	0				
												270 H	Incarnate Word	7	1				
												270 H	Incarnate Word	3	2				
LAST 15 GAMES				LAST 15 GAMES				LAST 15 GAMES				LAST 15 GAMES							
83 A	Arkansas	6	7	131 A	Baylor	6	2	72 H	Oral Roberts	0	4	14 H	Texas Tech	5	15				
20 H	TCU	11	7																
20 H	TCU	6	11																
20 H	TCU	9	0																
106 A	Oklahoma	4	3																

Non-Div. I Games:

Oklahoma St.

131 A Baylor	3	1
131 A Baylor	10	7

O  
k  
l  
a  
h  
o  
m  
a  
s  
t  
.

O  
k  
l  
a  
h  
o  
m  
a  
s  
t  
.

Average RPI Win:		169	WON-LOST		WINNING		LAST 15		STRENGTH OF		OPP. STRENGTH		TEAM		ADJ		CONF.		ADJ CONF.					
Average RPI Loss:		73	RECORD		PCT. RANK		GAMES		SCHEDULE		OF SCHEDULE		RPI		RPI		RPI		RPI					
DIV. I ONLY			28-10-0		.73684		18		13-2-0		98		119		28		.57482		28		15		15	
DIV. I NON-CONF.			20-8-0		.71429		41		7-1-0		52		84		29		.57683		29		15		15	
TOTALS		RPI 1-25		RPI 26-50		W-L RECORDS		RPI 51-100		RPI 101-150		RPI 150+												
28-10-0		1-3-0		1-1-0		OVERALL		5-4-0		4-0-0		17-2-0												
23-2-0		1-1-0		1-0-0		HOME		4-1-0		1-0-0		16-0-0												
5-8-0		0-2-0		0-1-0		AWAY		1-3-0		3-0-0		1-2-0												
0-0-0		0-0-0		0-0-0		NEUTRAL		0-0-0		0-0-0		0-0-0												
20-8-0		1-3-0		1-1-0		NON-CONFERENCE		5-4-0		1-0-0		12-0-0												
18-2-0		1-1-0		1-0-0		HOME		4-1-0		1-0-0		11-0-0												
2-6-0		0-2-0		0-0-		AWAY		1-3-0		0-0-0		1-0-0												
0-0-0		0-0-0		0-0-0		NEUTRAL		0-0-0		0-0-0		0-0-0												
8-2-0		0-0-0		0-0-0		CONFERENCE		0-0-0		3-0-0		5-2-0												
5-0-0		0-0-0		0-0-0		HOME		0-0-0		0-0-0		5-0-0												
3-2-0		0-0-0		0-0-0		AWAY		0-0-0		3-0-0		0-2-0												
0-0-0		0-0-0		0-0-0		NEUTRAL		0-0-0		0-0-0		0-0-0												
RPI	S	Opponent		Score		RPI	S	Opponent		Score		RPI	S	Opponent		Score		RPI	S	Opponent		Score		
8	A	North Carolina St.		2	5	29	A	East Carolina		6	9	58	A	High Point		5	1	115	H	Western Caro.		15	2	
8	H	North Carolina St.		6	4	44	H	UNCG		8	4	58	H	High Point		11	6	124	A	William & Mary		6	1	
11	H	Coastal Caro.		4	6							64	A	North Florida		2	3	124	A	William & Mary		7	4	
13	A	North Carolina		9	10							64	A	North Florida		11	12	124	A	William & Mary		2	1	
												64	A	North Florida		1	13	155	H	St. John's (NY)		16	1	
												88	H	VCU		11	4	159	A	Campbell		11	4	
												96	H	Penn St.		5	1	159	H	Campbell		14	7	
												96	H	Penn St.		4	5	161	H	Richmond		12	9	
												96	H	Penn St.		11	2	189	A	Northeastern		0	3	
																		189	A	Northeastern		4	9	
																		199	H	Elon		12	3	
																		199	H	Elon		10	4	
																		206	H	South Dakota St.		15	5	
																		215	H	Eastern Ky.		10	7	
																		238	H	Towson		11	4	
																		238	H	Towson		6	2	
																		238	H	Towson		7	2	
																		271	H	Iona		11	4	
																		271	H	Iona		19	7	
																		271	H	Iona		11	1	
																		275	H	ETSU		16	11	
																		275	H	ETSU		17	7	
																		275	H	ETSU		15	5	
LAST 15 GAMES																								
						58	H	High Point		11	6	275	H	ETSU		17	7							
						13	A	North Carolina		9	10	275	H	ETSU		15	5							
						238	H	Towson		11	4	58	A	High Point		5	1							
						238	H	Towson		6	2													
						238	H	Towson		7	2													

Non-Div. I Games:

UNCW

159	H	Campbell	14	7
275	H	ETSU	16	11

U  
N  
C  
W

U  
N  
C  
W





8 H North Carolina St.	15	3
219 A Memphis	5	6

Average RPI Win: 124		WON-LOST	WINNING	LAST 15	STRENGTH OF		OPP. STRENGTH	TEAM	ADJ	CONF.	ADJ CONF.
Average RPI Loss: 55		RECORD	PCT. RANK	GAMES	SCHEDULE		OF SCHEDULE	RPI	RPI	RPI	RPI
DIV. I ONLY		27-17-0	.61364	74	9-6-0		32	18	30	.57131	30
DIV. I NON-CONF.		17-6-0	.73913	31	4-1-0		198	148	48	.5568	48
TOTALS		RPI 1-25	RPI 26-50		W-L RECORDS		RPI 51-100		RPI 101-150		RPI 150+
27-17-0		8-9-0	2-3-0		OVERALL		3-1-0		1-2-0		13-2-0
19-5-0		6-3-0	1-0-0		HOME		3-1-0		0-0-0		9-1-0
7-12-0		2-6-0	1-3-0		AWAY		0-0-0		1-2-0		3-1-0
1-0-0		0-0-0	0-0-0		NEUTRAL		0-0-0		0-0-0		1-0-0
17-6-0		1-1-0	1-1-0		NON-CONFERENCE		1-0-0		1-2-0		13-2-0
11-1-0		0-0-0	1-0-0		HOME		1-0-0		0-0-0		9-1-0
5-5-0		1-1-0	0-0-0		AWAY		0-0-0		1-2-0		3-1-0
1-0-0		0-0-0	0-0-0		NEUTRAL		0-0-0		0-0-0		1-0-0
10-11-0		7-8-0	1-2-0		CONFERENCE		2-1-0		0-0-0		0-0-0
8-4-0		6-3-0	0-0-0		HOME		2-1-0		0-0-0		0-0-0
2-7-0		1-5-0	1-2-0		AWAY		0-0-0		0-0-0		0-0-0
0-0-0		0-0-0	0-0-0		NEUTRAL		0-0-0		0-0-0		0-0-0
RPI S	Opponent	Score	RPI S	Opponent	Score	RPI S	Opponent	Score	RPI S	Opponent	Score
6 H	Florida St.	4 2	44 A	UNCG	3 18	55 H	Duke	12 0	126 A	Southern California	1 2
6 H	Florida St.	8 13	44 H	UNCG	6 4	55 H	Duke	2 3	126 A	Southern California	5 4
6 H	Florida St.	9 0	47 A	Notre Dame	15 13	55 H	Duke	3 2	126 A	Southern California	4 9
8 A	North Carolina St.	7 11	47 A	Notre Dame	5 6	58 H	High Point	8 3	160 A	Charlotte	6 7
8 A	North Carolina St.	1 6	47 A	Notre Dame	2 10				160 H	Charlotte	6 5
8 A	North Carolina St.	2 3							161 H	Richmond	17 4
11 A	Coastal Caro.	11 0							187 H	Georgetown	3 1
11 A	Coastal Caro.	6 7							191 A	Davidson	7 6
12 H	Clemson	6 4							191 H	Davidson	7 4
12 H	Clemson	5 6							199 A	Elon	4 3
12 H	Clemson	8 13							208 H	UMBC	10 8
13 H	North Carolina	5 4							218 H	Harvard	3 6
13 H	North Carolina	3 2							233 H	VMI	8 4
13 H	North Carolina	6 1							238 H	Towson	8 4
24 A	Virginia	9 8							250 A	Appalachian St.	15 9
24 A	Virginia	0 4							250 N	Appalachian St.	10 7
24 A	Virginia	4 6							294 H	Saint Peter's	8 2
									296 H	Mt. St. Mary's	8 2
LAST 15 GAMES											
250 N	Appalachian St.	10 7	6 H	Florida St.	9 0						
13 H	North Carolina	3 2	44 A	UNCG	3 18						
13 H	North Carolina	5 4	44 H	UNCG	6 4						
13 H	North Carolina	6 1									
250 A	Appalachian St.	15 9									

Non-Div. I Games:

Wake Forest

6 H Florida St.	4	2
6 H Florida St.	8	13

Wake Forest

Wake Forest

Average RPI Win: 107		WON-LOST RECORD		WINNING PCT. RANK		LAST 15 GAMES		STRENGTH OF SCHEDULE		OPP. STRENGTH OF SCHEDULE		TEAM RPI		ADJ RPI		CONF. RPI		ADJ CONF. RPI	
DIV. I ONLY		27-13-0		.675 38		9-6-0		60		26		31		.57102 31		6		6	
DIV. I NON-CONF.		20-9-0		.68966 52		2-2-0		72		24		32		.57386 32		6		6	
TOTALS		RPI 1-25		RPI 26-50		W-L RECORDS		RPI 51-100		RPI 101-150		RPI 150+							
27-13-0		6-1-0		2-2-0		OVERALL		3-5-0		9-4-0		7-1-0							
18-5-0		3-0-0		2-1-0		HOME		2-2-0		4-2-0		7-0-0							
7-7-0		1-1-0		0-1-0		AWAY		1-2-0		5-2-0		0-1-0							
2-1-0		2-0-0		0-0-0		NEUTRAL		0-1-0		0-0-0		0-0-0							
20-9-0		6-1-0		0-1-0		NON-CONFERENCE		2-4-0		5-2-0		7-1-0							
15-2-0		3-0-0		0-0-0		HOME		2-2-0		3-0-0		7-0-0							
3-6-0		1-1-0		0-0-		AWAY		0-1-0		2-2-0		0-1-0							
2-1-0		2-0-0		0-0-0		NEUTRAL		0-1-0		0-0-0		0-0-0							
7-4-0		0-0-0		2-1-0		CONFERENCE		1-1-0		4-2-0		0-0-0							
3-3-0		0-0-0		2-1-0		HOME		0-0-0		1-2-0		0-0-0							
4-1-0		0-0-0		0-0-0		AWAY		1-1-0		3-0-0		0-0-0							
0-0-0		0-0-0		0-0-0		NEUTRAL		0-0-0		0-0-0		0-0-0							
RPI S	Opponent		Score		RPI S	Opponent		Score		RPI S	Opponent		Score		RPI S	Opponent		Score	
16 A	La.-Lafayette		2	9	29 H	East Carolina		5	2	57 A	UConn		14	5	101 A	Texas		5	3
16 H	La.-Lafayette		5	3	29 H	East Carolina		3	7	57 A	UConn		4	9	101 A	Texas		3	10
17 A	LSU		7	1	29 H	East Carolina		3	0	61 A	Southeastern La.		4	13	101 A	Texas		3	2
17 H	LSU		4	1	41 A	New Orleans		9	10	61 H	Southeastern La.		6	7	112 H	Pepperdine		11	0
18 H	Southern Miss.		12	0						80 N	Nebraska		5	11	112 H	Pepperdine		15	0
18 N	Southern Miss.		12	7						87 H	Illinois		3	0	112 H	Pepperdine		4	3
23 N	Arizona		11	10						87 H	Illinois		6	5	119 A	UCF		4	1
										87 H	Illinois		2	5	119 A	UCF		6	0
															119 A	UCF		4	3
															125 H	Cincinnati		4	7
															125 H	Cincinnati		1	2
															125 H	Cincinnati		1	0
															129 A	San Diego		6	7
															151 H	Furman		8	0
															151 H	Furman		11	6
															151 H	Furman		10	6
															213 A	Nicholls St.		1	2
															243 H	Illinois St.		9	3
															243 H	Illinois St.		13	0
															243 H	Illinois St.		3	2
															298 H	Alabama A&M		7	0
				LAST 15 GAMES															
					17 H	LSU		4	1	125 H	Cincinnati		1	2					
					119 A	UCF		6	0	16 A	La.-Lafayette		2	9					
					119 A	UCF		4	1	29 H	East Carolina		3	7					
					119 A	UCF		4	3										
					18 H	Southern Miss.		12	0										

Non-Div. I Games:

Tulane

125 H Cincinnati	4	7
125 H Cincinnati	1	0

T  
u  
l  
a  
n  
e

T  
u  
l  
a  
n  
e

B  
r  
y  
a  
n  
t

Bryant

189	A	Northeastern	19	2
276	H	Wagner	5	1

RPI	S	Opponent	Score	
283	A	George Mason	2	3

Bryant

B  
r  
y  
a  
n  
t

B  
r  
y  
a  
n  
t



Average RPI Win: 147		WON-LOST RECORD	WINNING PCT. RANK	LAST 15 GAMES	STRENGTH OF SCHEDULE	OPP. STRENGTH OF SCHEDULE	TEAM RPI	ADJ RPI	CONF. RPI	ADJ CONF. RPI					
DIV. I ONLY		23-12-0	.65714	46	12-3-0	89	159	33	.57016	33	7	7			
DIV. I NON-CONF.		14-10-0	.58333	97	3-1-0	54	244	42	.56458	42	7	7			
<hr/>															
TOTALS		RPI 1-25	RPI 26-50		W-L RECORDS		RPI 51-100		RPI 101-150		RPI 150+				
23-12-0		0-0-0	2-1-0		OVERALL		6-3-0		3-3-0		12-5-0				
7-2-0		0-0-0	0-0-0		HOME		4-2-0		0-0-0		3-0-0				
13-9-0		0-0-0	2-0-0		AWAY		2-1-0		1-3-0		8-5-0				
3-1-0		0-0-0	0-1-0		NEUTRAL		0-0-0		2-0-0		1-0-0				
14-10-0		0-0-0	0-1-0		NON-CONFERENCE		2-1-0		3-3-0		9-5-0				
3-0-0		0-0-0	0-0-0		HOME		0-0-0		0-0-0		3-0-0				
8-9-0		0-0-0	0-0-		AWAY		2-1-0		1-3-0		5-5-0				
3-1-0		0-0-0	0-1-0		NEUTRAL		0-0-0		2-0-0		1-0-0				
9-2-0		0-0-0	2-0-0		CONFERENCE		4-2-0		0-0-0		3-0-0				
4-2-0		0-0-0	0-0-0		HOME		4-2-0		0-0-0		0-0-0				
5-0-0		0-0-0	2-0-0		AWAY		0-0-0		0-0-0		3-0-0				
0-0-0		0-0-0	0-0-0		NEUTRAL		0-0-0		0-0-0		0-0-0				
RPI	S	Opponent	Score	RPI	S	Opponent	Score	RPI	S	Opponent	Score	RPI	S	Opponent	Score
26	A	Michigan	8 1	59	H	Maryland	2 4	109	A	Seattle	12 2	26	A	Michigan	5 3
26	A	Michigan	5 3	59	H	Maryland	9 5	109	A	Seattle	3 13	48	N	Oregon St.	7 8
48	N	Oregon St.	7 8	59	H	Maryland	6 4	109	A	Seattle	4 5	92	A	Missouri St.	12 5
				92	A	Missouri St.	12 5	109	A	Seattle	1 4	92	A	Missouri St.	4 5
				92	A	Missouri St.	4 5	132	N	Utah	9 3	92	A	Missouri St.	7 5
				92	A	Missouri St.	7 5	132	N	Utah	6 1	94	H	Iowa	6 3
				94	H	Iowa	6 3	159	A	Campbell	3 1	94	H	Iowa	4 1
				94	H	Iowa	4 1	159	A	Campbell	7 11	94	H	Iowa	3 6
				94	H	Iowa	3 6	159	A	Campbell	7 5				
								162	A	Utah Valley	2 3				
								162	A	Utah Valley	6 15				
								162	A	Utah Valley	13 5				
								162	N	Utah Valley	8 2				
								167	A	North Dakota St.	4 7				
								167	H	North Dakota St.	10 0				
								206	H	South Dakota St.	7 3				
								221	H	Northern Ill.	12 10				
								234	A	Georgia St.	11 6				
								234	A	Georgia St.	3 4				
								234	A	Georgia St.	3 0				
								254	A	Northwestern	6 5				
								254	A	Northwestern	10 1				
								254	A	Northwestern	8 0				
<hr/>															
LAST 15 GAMES															
167	A	North Dakota St.	4 7	59	H	Maryland	9 5	254	A	Northwestern	10 1	254	A	Northwestern	8 0
254	A	Northwestern	8 0	206	H	South Dakota St.	7 3								
254	A	Northwestern	10 1	26	A	Michigan	5 3								
254	A	Northwestern	6 5												
167	H	North Dakota St.	10 0												

Non-Div. I Games: Saint Mary's (MN) 9 1 Augsburg 10 3

Minnesota

59 H Maryland	6	4
59 H Maryland	2	4

M  
i  
n  
n  
e  
s  
o  
t  
a

M  
i  
n  
n  
e  
s  
o  
t  
a

Average RPI Win: 138		WON-LOST	WINNING	LAST 15	STRENGTH OF	OPP. STRENGTH	TEAM	ADJ	CONF.	ADJ CONF.							
Average RPI Loss: 46		RECORD	PCT. RANK	GAMES	SCHEDULE	OF SCHEDULE	RPI	RPI	RPI	RPI							
DIV. I ONLY		21-14-0	.6	81	10-5-0	53	39	34	.56858	34	2	2					
DIV. I NON-CONF.		13-5-0	.72222	38	6-1-0	128	214	30	.57414	30	1	1					
<hr/>																	
TOTALS		RPI 1-25		RPI 26-50		W-L RECORDS		RPI 51-100		RPI 101-150		RPI 150+					
21-14-0		4-7-0		2-4-0		OVERALL		2-2-0		4-0-0		9-1-0					
8-4-0		2-3-0		2-1-0		HOME		1-0-0		3-0-0		0-0-0					
10-9-0		2-4-0		0-3-0		AWAY		1-1-0		1-0-0		6-1-0					
3-1-0		0-0-0		0-0-0		NEUTRAL		0-1-0		0-0-0		3-0-0					
<hr/>																	
13-5-0		0-0-0		0-3-0		NON-CONFERENCE		2-2-0		4-0-0		7-0-0					
4-0-0		0-0-0		0-0-0		HOME		1-0-0		3-0-0		0-0-0					
6-4-0		0-0-0		0-0-		AWAY		1-1-0		1-0-0		4-0-0					
3-1-0		0-0-0		0-0-0		NEUTRAL		0-1-0		0-0-0		3-0-0					
<hr/>																	
8-9-0		4-7-0		2-1-0		CONFERENCE		0-0-0		0-0-0		2-1-0					
4-4-0		2-3-0		2-1-0		HOME		0-0-0		0-0-0		0-0-0					
4-5-0		2-4-0		0-0-0		AWAY		0-0-0		0-0-0		2-1-0					
0-0-0		0-0-0		0-0-0		NEUTRAL		0-0-0		0-0-0		0-0-0					
<hr/>																	
RPI	S	Opponent		Score		RPI	S	Opponent		Score		RPI	S	Opponent		Score	
6	H	Florida St.		5	2	41	A	New Orleans		5	12	78	A	Kent St.		9	4
6	H	Florida St.		2	10	41	A	New Orleans		6	13	78	H	Kent St.		13	5
6	H	Florida St.		4	17	41	A	New Orleans		5	8	96	A	Penn St.		0	7
12	A	Clemson		3	4	50	H	Boston College		4	6	99	N	Ohio St.		8	11
12	A	Clemson		6	14	50	H	Boston College		5	0						
12	A	Clemson		15	5	50	H	Boston College		5	4						
13	A	North Carolina		5	0												
13	A	North Carolina		0	4												
13	A	North Carolina		2	14												
22	H	Georgia Tech		3	6												
22	H	Georgia Tech		13	6												
<hr/>																	
LAST 15 GAMES																	
150	H	Miami (OH)		8	7	113	A	West Virginia		4	1						
150	H	Miami (OH)		4	3	22	H	Georgia Tech		13	6						
150	H	Miami (OH)		5	0	22	H	Georgia Tech		3	6						
241	A	Youngstown St.		17	5												
190	A	Virginia Tech		8	3												

Non-Div. I Games:

Pittsburgh

190 A Virginia Tech	6	5
190 A Virginia Tech	4	5

P  
i  
t  
t  
s  
b  
u  
r  
g  
h

P  
i  
t  
t  
s  
b  
u  
r  
g  
h

Average RPI Win: 126		WON-LOST RECORD		WINNING PCT. RANK		LAST 15 GAMES		STRENGTH OF SCHEDULE		OPP. STRENGTH OF SCHEDULE		TEAM RPI		ADJ RPI		CONF. RPI		ADJ CONF. RPI	
Average RPI Loss: 116																			
DIV. I ONLY		28-11-0		.71795 24		9-6-0		130		24		35		.56827 35		3		3	
DIV. I NON-CONF.		16-5-0		.7619 23		3-1-0		114		37		31		.57393 31		4		4	
TOTALS		RPI 1-25		RPI 26-50		W-L RECORDS		RPI 51-100		RPI 101-150		RPI 150+							
28-11-0		3-1-0		0-0-0		OVERALL		6-2-0		11-5-0		8-3-0							
14-5-0		0-0-0		0-0-0		HOME		3-1-0		5-1-0		6-3-0							
12-6-0		3-1-0		0-0-0		AWAY		3-1-0		6-4-0		0-0-0							
2-0-0		0-0-0		0-0-0		NEUTRAL		0-0-0		0-0-0		2-0-0							
16-5-0		3-1-0		0-0-0		NON-CONFERENCE		3-2-0		3-1-0		7-1-0							
10-3-0		0-0-0		0-0-0		HOME		3-1-0		2-1-0		5-1-0							
4-2-0		3-1-0		0-0-		AWAY		0-1-0		1-0-0		0-0-0							
2-0-0		0-0-0		0-0-0		NEUTRAL		0-0-0		0-0-0		2-0-0							
12-6-0		0-0-0		0-0-0		CONFERENCE		3-0-0		8-4-0		1-2-0							
4-2-0		0-0-0		0-0-0		HOME		0-0-0		3-0-0		1-2-0							
8-4-0		0-0-0		0-0-0		AWAY		3-0-0		5-4-0		0-0-0							
0-0-0		0-0-0		0-0-0		NEUTRAL		0-0-0		0-0-0		0-0-0							
RPI S	Opponent	Score		RPI S	Opponent	Score		RPI S	Opponent	Score		RPI S	Opponent	Score					
1 A	Florida	1	2					63 A	Old Dominion	11	0	104 A	Marshall	2	7				
5 A	Miami (FL)	4	3					63 A	Old Dominion	10	7	104 A	Marshall	10	2				
10 A	Mississippi St.	10	6					63 A	Old Dominion	3	1	104 A	Marshall	6	3				
10 A	Mississippi St.	4	0					73 H	Rutgers	9	8	117 H	UAB	5	0				
								73 H	Rutgers	4	5	117 H	UAB	5	3				
								73 H	Rutgers	3	2	117 H	UAB	7	3				
								92 A	FGCU	2	3	118 H	Saint Joseph's	1	0				
								92 H	FGCU	5	2	118 H	Saint Joseph's	4	1				
												119 A	UCF	5	0				
												119 H	UCF	1	3				
												122 A	FIU	9	1				
												122 A	FIU	3	4				
												122 A	FIU	6	7				
												137 A	Middle Tenn.	7	2				
												137 A	Middle Tenn.	12	1				
												137 A	Middle Tenn.	6	8				
												160 H	Charlotte	6	7				
												160 H	Charlotte	17	8				
												160 H	Charlotte	7	12				
												187 H	Georgetown	11	13				
												187 H	Georgetown	14	2				
												187 H	Georgetown	6	0				
												206 N	South Dakota St.	4	2				
												206 N	South Dakota St.	11	5				
												273 H	LIU Brooklyn	17	2				
												273 H	LIU Brooklyn	4	3				
												273 H	LIU Brooklyn	5	1				
				LAST 15 GAMES															
				119 H	UCF	1	3	104 A	Marshall	6	3								
				122 A	FIU	9	1	92 H	FGCU	5	2								
				122 A	FIU	3	4	160 H	Charlotte	6	7								
				122 A	FIU	6	7												
				5 A	Miami (FL)	4	3												

Non-Div. I Games:

Fla. Atlantic

104 A Marshall	2	7
104 A Marshall	10	2

F  
l  
a  
.  
A  
t  
l  
a  
n  
t  
i  
c

F  
l  
a  
.  
A  
t  
l  
a  
n  
t  
i  
c



South Ala.

250 A Appalachian St.	3	4
250 A Appalachian St.	8	1

Through Games Of April 28, 2016

RPI	S	Opponent	Score	
295	H	Southern U.	12	2
295	H	Southern U.	7	1

South Ala.

S  
o  
u  
t  
h  
A  
l  
a  
.

S  
o  
u  
t  
h  
A  
l  
a  
.



K  
e  
n  
t  
u  
c  
k  
y

Kentucky

2	A	Louisville	6	7
15	A	Vanderbilt	3	0

K  
e  
n  
t  
u  
c  
k  
y

K  
e  
n  
t  
u  
c  
k  
y

Average RPI Win:		200	WON-LOST RECORD		WINNING PCT. RANK		LAST 15 GAMES		STRENGTH OF SCHEDULE		OPP. STRENGTH OF SCHEDULE		TEAM RPI		ADJ RPI		CONF. RPI		ADJ CONF. RPI				
DIV. I ONLY			29-11-0		.725 22		12-3-0		178		115		38		.56521 38		21		21				
DIV. I NON-CONF.			10-8-0		.55556 115		3-0-0		83		120		50		.55572 50		22		22				
TOTALS		RPI 1-25		RPI 26-50		W-L RECORDS		RPI 51-100		RPI 101-150		RPI 150+											
29-11-0		0-2-0		0-3-0		OVERALL		4-4-0		5-1-0		20-1-0											
13-1-0		0-0-0		0-0-0		HOME		0-0-0		4-0-0		9-1-0											
16-10-0		0-2-0		0-3-0		AWAY		4-4-0		1-1-0		11-0-0											
0-0-0		0-0-0		0-0-0		NEUTRAL		0-0-0		0-0-0		0-0-0											
10-8-0		0-2-0		0-3-0		NON-CONFERENCE		1-1-0		2-1-0		7-1-0											
3-1-0		0-0-0		0-0-0		HOME		0-0-0		1-0-0		2-1-0											
7-7-0		0-2-0		0-0-		AWAY		1-1-0		1-1-0		5-0-0											
0-0-0		0-0-0		0-0-0		NEUTRAL		0-0-0		0-0-0		0-0-0											
19-3-0		0-0-0		0-0-0		CONFERENCE		3-3-0		3-0-0		13-0-0											
10-0-0		0-0-0		0-0-0		HOME		0-0-0		3-0-0		7-0-0											
9-3-0		0-0-0		0-0-0		AWAY		3-3-0		0-0-0		6-0-0											
0-0-0		0-0-0		0-0-0		NEUTRAL		0-0-0		0-0-0		0-0-0											
RPI	S	Opponent		Score		RPI	S	Opponent		Score		RPI	S	Opponent		Score							
7	A	Ole Miss		4	6	42	A	Lamar		1	2	66	A	Austin Peay		6	8	114	H	Morehead St.		5	1
7	A	Ole Miss		2	10	42	A	Lamar		2	5	66	A	Austin Peay		7	3	114	H	Morehead St.		5	4
						42	A	Lamar		1	2	66	A	Austin Peay		1	6	114	H	Morehead St.		6	5
												71	A	Jacksonville St.		11	2	121	A	Arkansas St.		13	8
												71	A	Jacksonville St.		13	6	121	H	Arkansas St.		4	2
												71	A	Jacksonville St.		2	6	128	A	Southern Ill.		5	6
												98	A	Missouri		6	13	169	H	Central Ark.		0	1
												98	A	Missouri		7	2	169	H	Central Ark.		6	0
																		169	H	Central Ark.		6	2
																		207	H	Murray St.		10	3
																		215	A	Eastern Ky.		7	3
																		215	A	Eastern Ky.		4	1
																		215	A	Eastern Ky.		2	1
																		240	H	SIUE		9	5
																		240	H	SIUE		20	11
																		240	H	SIUE		4	0
																		265	A	Saint Louis		10	3
																		266	H	Eastern Ill.		20	7
																		266	H	Eastern Ill.		12	11
																		266	H	Eastern Ill.		15	1
																		268	A	UT Martin		15	6
																		268	A	UT Martin		19	6
																		268	A	UT Martin		26	2
																		279	A	Ark.-Pine Bluff		9	2
																		279	A	Ark.-Pine Bluff		8	2
																		279	A	Ark.-Pine Bluff		10	0
																		290	A	Alcorn		17	4
LAST 15 GAMES																							
						207	H	Murray St.		10	3	266	H	Eastern Ill.		15	1	268	A	UT Martin		26	2
						71	A	Jacksonville St.		11	2	121	A	Arkansas St.		13	8	279	A	Ark.-Pine Bluff		9	2
						71	A	Jacksonville St.		13	6	66	A	Austin Peay		7	3	279	A	Ark.-Pine Bluff		8	2
						71	A	Jacksonville St.		2	6							279	A	Ark.-Pine Bluff		10	0
						265	A	Saint Louis		10	3												

Non-Div. I Games: Harris-Stowe 18 10

Southeast Mo. St.

266 H Eastern Ill.	20	7
266 H Eastern Ill.	12	11

S  
o  
u  
t  
h  
e  
a  
s  
t  
M  
o  
.  
S  
t  
.

S  
o  
u  
t  
h  
e  
a  
s  
t  
M  
o  
.  
S  
t  
.

BYU

Average RPI Win:	164	WON-LOST RECORD	WINNING PCT. RANK	LAST 15 GAMES	STRENGTH OF SCHEDULE	OPP. STRENGTH OF SCHEDULE	TEAM RPI	ADJ RPI	CONF. RPI	ADJ CONF. RPI				
DIV. I ONLY		29-9-0	.76316	7	8-6-0	139	105	39	.56411	39	9	9		
DIV. I NON-CONF.		18-4-0	.81818	12	2-3-0	143	128	27	.57808	27	8	8		
-----														
TOTALS	RPI 1-25	RPI 26-50		W-L RECORDS		RPI 51-100		RPI 101-150		RPI 150+				
29-9-0	1-3-0	0-0-0		OVERALL		7-4-0		4-1-0		17-1-0				
15-6-0	1-3-0	0-0-0		HOME		3-1-0		4-1-0		7-1-0				
10-3-0	0-0-0	0-0-0		AWAY		4-3-0		0-0-0		6-0-0				
4-0-0	0-0-0	0-0-0		NEUTRAL		0-0-0		0-0-0		4-0-0				
18-4-0	1-3-0	0-0-0		NON-CONFERENCE		3-1-0		2-0-0		12-0-0				
8-3-0	1-3-0	0-0-0		HOME		0-0-0		2-0-0		5-0-0				
6-1-0	0-0-0	0-0-		AWAY		3-1-0		0-0-0		3-0-0				
4-0-0	0-0-0	0-0-0		NEUTRAL		0-0-0		0-0-0		4-0-0				
11-5-0	0-0-0	0-0-0		CONFERENCE		4-3-0		2-1-0		5-1-0				
7-3-0	0-0-0	0-0-0		HOME		3-1-0		2-1-0		2-1-0				
4-2-0	0-0-0	0-0-0		AWAY		1-2-0		0-0-0		3-0-0				
0-0-0	0-0-0	0-0-0		NEUTRAL		0-0-0		0-0-0		0-0-0				
RPI	S	Opponent	Score		RPI	S	Opponent	Score		RPI	S	Opponent	Score	
21	H	Creighton	13	4			52 A St. Mary's (CA)	5	4	129	H	San Diego	7	13
21	H	Creighton	2	10			52 A St. Mary's (CA)	4	7	129	H	San Diego	12	2
21	H	Creighton	5	8			52 A St. Mary's (CA)	4	5	129	H	San Diego	13	1
23	H	Arizona	5	11			53 H Gonzaga	11	2	132	H	Utah	14	3
							97 H Loyola Marymount	4	1	132	H	Utah	6	0
							97 H Loyola Marymount	5	10	162	H	Utah Valley	6	1
							97 H Loyola Marymount	7	4	179	A	Portland	5	3
							99 A Samford	4	3	179	A	Portland	4	1
							99 A Samford	5	10	179	A	Portland	8	2
							99 A Samford	7	1	193	A	Kansas	8	2
							99 A Samford	6	4	193	A	Kansas	11	10
										193	A	Kansas	7	6
										194	H	Pacific	8	10
										194	H	Pacific	11	4
										194	H	Pacific	19	3
										224	H	Niagara	14	10
										224	H	Niagara	14	2
										224	H	Niagara	14	1
										224	H	Niagara	15	3
										265	N	Saint Louis	5	0
										265	N	Saint Louis	11	3
										265	N	Saint Louis	21	7
										265	N	Saint Louis	11	7
LAST 15 GAMES														
					53 H Gonzaga	11	2			132 H Utah	14	3		
					21 H Creighton	2	10			129 H San Diego	7	13		
					21 H Creighton	5	8			129 H San Diego	13	1		
					21 H Creighton	13	4							
					52 A St. Mary's (CA)	5	4							

Non-Div. I Games:

BYU

52 A St. Mary's (CA)	4	7
52 A St. Mary's (CA)	4	5

B  
Y  
U

B  
Y  
U

Average RPI Win:		105	WON-LOST RECORD		WINNING PCT. RANK		LAST 15 GAMES		STRENGTH OF SCHEDULE		OPP. STRENGTH OF SCHEDULE		TEAM RPI		ADJ RPI		CONF. RPI		ADJ CONF. RPI				
DIV. I ONLY			23-14-0		.62162 68		7-8-0		56		25		40		.56403 40		4		4				
DIV. I NON-CONF.			13-4-0		.76471 22		2-0-0		119		6		18		.58508 18		3		3				
TOTALS		RPI 1-25		RPI 26-50		W-L RECORDS		RPI 51-100		RPI 101-150		RPI 150+											
23-14-0		1-4-0		3-1-0		OVERALL		9-7-0		7-2-0		3-0-0											
14-6-0		1-4-0		3-1-0		HOME		5-1-0		2-0-0		3-0-0											
9-8-0		0-0-0		0-0-0		AWAY		4-6-0		5-2-0		0-0-0											
0-0-0		0-0-0		0-0-0		NEUTRAL		0-0-0		0-0-0		0-0-0											
13-4-0		1-1-0		0-1-0		NON-CONFERENCE		3-2-0		6-0-0		3-0-0											
7-2-0		1-1-0		0-1-0		HOME		1-0-0		2-0-0		3-0-0											
6-2-0		0-0-0		0-0-		AWAY		2-2-0		4-0-0		0-0-0											
0-0-0		0-0-0		0-0-0		NEUTRAL		0-0-0		0-0-0		0-0-0											
10-10-0		0-3-0		3-0-0		CONFERENCE		6-5-0		1-2-0		0-0-0											
7-4-0		0-3-0		3-0-0		HOME		4-1-0		0-0-0		0-0-0											
3-6-0		0-0-0		0-0-0		AWAY		2-4-0		1-2-0		0-0-0											
0-0-0		0-0-0		0-0-0		NEUTRAL		0-0-0		0-0-0		0-0-0											
RPI	S	Opponent		Score		RPI	S	Opponent		Score		RPI	S	Opponent		Score		RPI	S	Opponent		Score	
14	H	Texas Tech		8	11	26	H	Michigan		0	5	55	A	Duke		5	2	101	A	Texas		4	3
14	H	Texas Tech		9	2	48	H	Oregon St.		5	0	55	A	Duke		5	6	101	A	Texas		10	7
23	H	Arizona		5	8	48	H	Oregon St.		5	3	55	A	Duke		4	5	101	A	Texas		6	0
23	H	Arizona		6	7	48	H	Oregon St.		6	2	67	H	UCLA		8	2	101	A	Texas		4	1
23	H	Arizona		0	3							67	H	UCLA		9	1	126	A	Southern California		5	4
												67	H	UCLA		5	3	126	A	Southern California		5	18
												68	A	Cal Poly		7	1	126	A	Southern California		4	5
												68	H	Cal Poly		5	4	139	H	San Francisco		7	5
												89	A	Arizona St.		0	4	139	H	San Francisco		5	4
												89	A	Arizona St.		4	6	263	H	Purdue		15	5
												89	A	Arizona St.		8	4	263	H	Purdue		4	0
												90	A	Oregon		5	11	263	H	Purdue		10	0
												90	A	Oregon		3	4						
												90	A	Oregon		12	2						
												91	H	Stanford		5	2						
												91	H	Stanford		6	8						
LAST 15 GAMES																							
68	H	Cal Poly		5	4	89	A	Arizona St.		4	6												
23	H	Arizona		6	7	68	A	Cal Poly		7	1												
23	H	Arizona		5	8	90	A	Oregon		5	11												
23	H	Arizona		0	3																		
91	H	Stanford		5	2																		

Non-Div. I Games:

California

89 A Arizona St.	0	4
89 A Arizona St.	8	4

C  
a  
l  
i  
f  
o  
r  
n  
i  
a

C  
a  
l  
i  
f  
o  
r  
n  
i  
a



Average RPI Win:		139	WON-LOST RECORD		WINNING PCT. RANK		LAST 15 GAMES		STRENGTH OF SCHEDULE		OPP. STRENGTH OF SCHEDULE		TEAM RPI		ADJ RPI		CONF. RPI		ADJ CONF. RPI					
DIV. I ONLY			25-15-0		.625		65		8-7-0		43		102		41		.56283		41		12		12	
DIV. I NON-CONF.			16-6-0		.72727		37		3-3-0		41		114		12		.59359		12		12		12	
TOTALS		RPI 1-25		RPI 26-50				W-L RECORDS				RPI 51-100				RPI 101-150				RPI 150+				
25-15-0		0-3-0		7-5-0				OVERALL				7-6-0				2-1-0				9-0-0				
17-5-0		0-0-0		7-1-0				HOME				6-4-0				0-0-0				4-0-0				
8-10-0		0-3-0		0-4-0				AWAY				1-2-0				2-1-0				5-0-0				
0-0-0		0-0-0		0-0-0				NEUTRAL				0-0-0				0-0-0				0-0-0				
16-6-0		0-3-0		5-1-0				NON-CONFERENCE				5-2-0				0-0-0				6-0-0				
13-0-0		0-0-0		5-0-0				HOME				4-0-0				0-0-0				4-0-0				
3-6-0		0-3-0		0-0-				AWAY				1-2-0				0-0-0				2-0-0				
0-0-0		0-0-0		0-0-0				NEUTRAL				0-0-0				0-0-0				0-0-0				
9-9-0		0-0-0		2-4-0				CONFERENCE				2-4-0				2-1-0				3-0-0				
4-5-0		0-0-0		2-1-0				HOME				2-4-0				0-0-0				0-0-0				
5-4-0		0-0-0		0-3-0				AWAY				0-0-0				2-1-0				3-0-0				
0-0-0		0-0-0		0-0-0				NEUTRAL				0-0-0				0-0-0				0-0-0				
RPI	S	Opponent		Score		RPI	S	Opponent		Score		RPI	S	Opponent		Score		RPI	S	Opponent		Score		
16	A	La.-Lafayette		4	7	31	H	Tulane		10	9	56	H	Louisiana Tech		9	6	140	A	SFA		6	16	
17	A	LSU		4	9	34	H	Pittsburgh		13	6	77	H	McNeese St.		3	7	140	A	SFA		5	4	
18	A	Southern Miss.		4	7	34	H	Pittsburgh		12	5	77	H	McNeese St.		3	13	140	A	SFA		19	11	
						34	H	Pittsburgh		8	5	77	H	McNeese St.		1	6	226	A	A&M-Corpus Christi		4	2	
						36	A	South Ala.		3	12	82	H	Valparaiso		9	8	226	A	A&M-Corpus Christi		9	6	
						36	H	South Ala.		8	2	82	H	Valparaiso		5	3	226	A	A&M-Corpus Christi		7	3	
						42	A	Lamar		5	7	82	H	Valparaiso		9	0	239	H	Grambling		11	8	
						42	A	Lamar		1	5	84	A	Troy		10	6	289	A	Jackson St.		11	9	
						42	A	Lamar		7	10	84	A	Troy		6	9	289	H	Jackson St.		13	4	
						46	H	Northwestern St.		1	6	84	A	Troy		4	9	290	H	Alcorn		12	3	
						46	H	Northwestern St.		6	5	85	H	Sam Houston St.		4	8	295	A	Southern U.		23	3	
						46	H	Northwestern St.		5	4	85	H	Sam Houston St.		4	3	295	H	Southern U.		14	4	
												85	H	Sam Houston St.		7	6							
LAST 15 GAMES																								
295	A	Southern U.		23	3	46	H	Northwestern St.		1	6	77	H	McNeese St.		3	13	77	H	McNeese St.		3	7	
226	A	A&M-Corpus Christi		9	6																			
226	A	A&M-Corpus Christi		4	2																			
226	A	A&M-Corpus Christi		7	3																			
289	A	Jackson St.		11	9																			

Non-Div. I Games:

New Orleans

46 H Northwestern St.	5	4
46 H Northwestern St.	6	5

N  
e  
w  
O  
r  
l  
e  
a  
n  
s

N  
e  
w  
O  
r  
l  
e  
a  
n  
s

Average RPI Win: 148		WON-LOST RECORD	WINNING PCT. RANK		LAST 15 GAMES		STRENGTH OF SCHEDULE		OPP. STRENGTH OF SCHEDULE		TEAM RPI	ADJ RPI		CONF. RPI	ADJ CONF. RPI		
Average RPI Loss: 123																	
DIV. I ONLY		29-10-0	.74359	14	12-3-0		113		112		42	.56273	42	12	12		
DIV. I NON-CONF.		10-6-0	.625	72	0-1-0		63		230		115	.52249	115	12	12		
TOTALS		RPI 1-25		RPI 26-50		W-L RECORDS		RPI 51-100				RPI 101-150		RPI 150+			
29-10-0		2-0-0		7-2-0		OVERALL		1-3-0				1-1-0		18-4-0			
18-7-0		2-0-0		6-0-0		HOME		1-3-0				0-0-0		9-4-0			
11-3-0		0-0-0		1-2-0		AWAY		0-0-0				1-1-0		9-0-0			
0-0-0		0-0-0		0-0-0		NEUTRAL		0-0-0				0-0-0		0-0-0			
10-6-0		2-0-0		3-0-0		NON-CONFERENCE		0-1-0				1-1-0		4-4-0			
9-5-0		2-0-0		3-0-0		HOME		0-1-0				0-0-0		4-4-0			
1-1-0		0-0-0		0-0-		AWAY		0-0-0				1-1-0		0-0-0			
0-0-0		0-0-0		0-0-0		NEUTRAL		0-0-0				0-0-0		0-0-0			
19-4-0		0-0-0		4-2-0		CONFERENCE		1-2-0				0-0-0		14-0-0			
9-2-0		0-0-0		3-0-0		HOME		1-2-0				0-0-0		5-0-0			
10-2-0		0-0-0		1-2-0		AWAY		0-0-0				0-0-0		9-0-0			
0-0-0		0-0-0		0-0-0		NEUTRAL		0-0-0				0-0-0		0-0-0			
RPI	S	Opponent		Score		RPI	S	Opponent		Score		RPI	S	Opponent		Score	
17	H	LSU		12 11		38	H	Southeast Mo. St.		5 2		101	A	Texas		4 2	
23	H	Arizona		13 5		38	H	Southeast Mo. St.		2 1		77	H	McNeese St.		0 1	
						38	H	Southeast Mo. St.		2 1		77	H	McNeese St.		4 5	
						41	H	New Orleans		5 1		79	H	Houston		3 4	
						41	H	New Orleans		10 7							
						41	H	New Orleans		7 5							
						46	A	Northwestern St.		1 5							
						46	A	Northwestern St.		0 2							
						46	A	Northwestern St.		6 5							

Non-Div. I Games:

Lamar

77	H	McNeese St.	5	1
131	A	Baylor	3	6

L  
a  
m  
a  
r

L  
a  
m  
a  
r

Average RPI Win:	101	WON-LOST	WINNING	LAST 15	STRENGTH OF	OPP. STRENGTH	TEAM	ADJ	CONF.	ADJ CONF.	
Average RPI Loss:	102	RECORD	PCT. RANK	GAMES	SCHEDULE	OF SCHEDULE	RPI	RPI	RPI	RPI	
DIV. I ONLY	23-14-0	.62162	68	10-5-0	27	80	43	.56252	43	4	4
DIV. I NON-CONF.	14-8-0	.63636	66	5-2-0	80	111	64	.54672	64	3	3
<hr/>											
TOTALS	RPI 1-25	RPI 26-50		W-L RECORDS		RPI 51-100		RPI 101-150		RPI 150+	
23-14-0	2-1-0	1-2-0		OVERALL		10-5-0		6-3-0		4-3-0	
16-7-0	2-1-0	0-0-0		HOME		8-4-0		4-1-0		2-1-0	
7-7-0	0-0-0	1-2-0		AWAY		2-1-0		2-2-0		2-2-0	
0-0-0	0-0-0	0-0-0		NEUTRAL		0-0-0		0-0-0		0-0-0	
<hr/>											
14-8-0	0-0-0	0-0-0		NON-CONFERENCE		4-2-0		6-3-0		4-3-0	
10-4-0	0-0-0	0-0-0		HOME		4-2-0		4-1-0		2-1-0	
4-4-0	0-0-0	0-0-		AWAY		0-0-0		2-2-0		2-2-0	
0-0-0	0-0-0	0-0-0		NEUTRAL		0-0-0		0-0-0		0-0-0	
<hr/>											
9-6-0	2-1-0	1-2-0		CONFERENCE		6-3-0		0-0-0		0-0-0	
6-3-0	2-1-0	0-0-0		HOME		4-2-0		0-0-0		0-0-0	
3-3-0	0-0-0	1-2-0		AWAY		2-1-0		0-0-0		0-0-0	
0-0-0	0-0-0	0-0-0		NEUTRAL		0-0-0		0-0-0		0-0-0	
<hr/>											
RPI S	Opponent	Score		RPI S	Opponent	Score		RPI S	Opponent	Score	
23 H	Arizona	6	3	48 A	Oregon St.	1	10	52 H	St. Mary's (CA)	3	1
23 H	Arizona	7	17	48 A	Oregon St.	3	2	52 H	St. Mary's (CA)	6	1
23 H	Arizona	8	4	48 A	Oregon St.	4	5	52 H	St. Mary's (CA)	3	5
								52 H	St. Mary's (CA)	3	0
								53 H	Gonzaga	6	8
								53 H	Gonzaga	2	0
								67 H	UCLA	8	7
								67 H	UCLA	7	4
								67 H	UCLA	0	1
								89 A	Arizona St.	3	6
								89 A	Arizona St.	4	2
								89 A	Arizona St.	6	1
								90 H	Oregon	0	2
								90 H	Oregon	9	6
								90 H	Oregon	7	4

Non-Div. I Games:

Washington

109	A	Seattle	2	3
67	H	UCLA	7	4

W  
a  
s  
h  
i  
n  
g  
t  
o  
n

W  
a  
s  
h  
i  
n  
g  
t  
o  
n

UNCG

Average RPI Win: 180		WON-LOST RECORD		WINNING PCT. RANK		LAST 15 GAMES		STRENGTH OF SCHEDULE		OPP. STRENGTH OF SCHEDULE		TEAM RPI		ADJ RPI		CONF. RPI		ADJ CONF. RPI	
DIV. I ONLY		32-11-0		.74419 12		10-5-0		166		122		44		.5622 44		14		14	
DIV. I NON-CONF.		22-9-0		.70968 46		2-3-0		109		95		40		.56718 40		16		16	
TOTALS		RPI 1-25		RPI 26-50		W-L RECORDS		RPI 51-100		RPI 101-150		RPI 150+							
32-11-0		1-2-0		1-2-0		OVERALL		4-2-0		3-0-0		23-5-0							
23-1-0		0-0-0		1-0-0		HOME		1-0-0		3-0-0		18-1-0							
7-9-0		1-2-0		0-2-0		AWAY		1-2-0		0-0-0		5-3-0							
2-1-0		0-0-0		0-0-0		NEUTRAL		2-0-0		0-0-0		0-1-0							
22-9-0		1-2-0		1-2-0		NON-CONFERENCE		4-2-0		3-0-0		13-3-0							
17-1-0		0-0-0		1-0-0		HOME		1-0-0		3-0-0		12-1-0							
3-7-0		1-2-0		0-0-		AWAY		1-2-0		0-0-0		1-1-0							
2-1-0		0-0-0		0-0-0		NEUTRAL		2-0-0		0-0-0		0-1-0							
10-2-0		0-0-0		0-0-0		CONFERENCE		0-0-0		0-0-0		10-2-0							
6-0-0		0-0-0		0-0-0		HOME		0-0-0		0-0-0		6-0-0							
4-2-0		0-0-0		0-0-0		AWAY		0-0-0		0-0-0		4-2-0							
0-0-0		0-0-0		0-0-0		NEUTRAL		0-0-0		0-0-0		0-0-0							
RPI S	Opponent	Score		RPI S	Opponent	Score		RPI S	Opponent	Score		RPI S	Opponent	Score					
8 A	North Carolina St.	4	8	28 A	UNCW	4	8	55 A	Duke	4	7	136 H	Binghamton	19	4				
11 A	Coastal Caro.	4	7	30 A	Wake Forest	4	6	58 A	High Point	9	3	136 H	Binghamton	10	9				
11 A	Coastal Caro.	4	2	30 H	Wake Forest	18	3	58 A	High Point	5	15	136 H	Binghamton	5	2				
								58 H	High Point	13	5	151 A	Furman	7	9				
								87 N	Illinois	20	9	151 A	Furman	18	11				
								87 N	Illinois	5	4	151 A	Furman	14	0				
												159 A	Campbell	8	2				
												159 H	Campbell	10	2				
												187 H	Georgetown	5	4				
												187 H	Georgetown	8	4				
												187 H	Georgetown	17	9				
												199 A	Elon	8	14				
												199 H	Elon	7	3				
												211 H	Marist	8	6				
												211 H	Marist	16	3				
												211 H	Marist	16	4				
												221 A	The Citadel	7	4				
												221 A	The Citadel	5	7				
												221 A	The Citadel	14	1				
												233 H	VMI	6	1				
												233 H	VMI	11	6				
												233 H	VMI	10	4				
												235 H	Army West Point	10	6				
												235 H	Army West Point	16	2				
												235 H	Army West Point	4	6				
												275 H	ETSU	9	7				
												275 H	ETSU	13	6				
												275 H	ETSU	9	7				
												275 H	ETSU	13	6				

Non-Div. I Games:

UNCG

151	A	Furman	14	0
151	A	Furman	18	11

RPI	S	Opponent	Score	
275	H	ETSU	6	5
284	H	N.C. A&T	6	2
284	N	N.C. A&T	8	9
293	H	UMES	8	2

UNCG

U  
N  
C  
G

U  
N  
C  
G



Average RPI Win:		133	WON-LOST RECORD		WINNING PCT. RANK	LAST 15 GAMES		STRENGTH OF SCHEDULE		OPP. STRENGTH OF SCHEDULE	TEAM RPI	ADJ RPI	CONF. RPI	ADJ CONF. RPI						
DIV. I ONLY			27-12-0		.69231	33	12-3-0	72		84	45	.56089	45	11	11					
DIV. I NON-CONF.			20-11-0		.64516	63	5-2-0	81		48	69	.54423	69	13	13					
TOTALS		RPI 1-25		RPI 26-50		W-L RECORDS		RPI 51-100		RPI 101-150		RPI 150+								
27-12-0		1-2-0		0-1-0		OVERALL		10-3-0		9-5-0		7-1-0								
18-8-0		0-1-0		0-1-0		HOME		7-3-0		6-3-0		5-0-0								
9-4-0		1-1-0		0-0-0		AWAY		3-0-0		3-2-0		2-1-0								
0-0-0		0-0-0		0-0-0		NEUTRAL		0-0-0		0-0-0		0-0-0								
20-11-0		1-2-0		0-1-0		NON-CONFERENCE		10-3-0		4-4-0		5-1-0								
16-7-0		0-1-0		0-1-0		HOME		7-3-0		4-2-0		5-0-0								
4-4-0		1-1-0		0-0-		AWAY		3-0-0		0-2-0		0-1-0								
0-0-0		0-0-0		0-0-0		NEUTRAL		0-0-0		0-0-0		0-0-0								
7-1-0		0-0-0		0-0-0		CONFERENCE		0-0-0		5-1-0		2-0-0								
2-1-0		0-0-0		0-0-0		HOME		0-0-0		2-1-0		0-0-0								
5-0-0		0-0-0		0-0-0		AWAY		0-0-0		3-0-0		2-0-0								
0-0-0		0-0-0		0-0-0		NEUTRAL		0-0-0		0-0-0		0-0-0								
RPI	S	Opponent		Score		RPI	S	Opponent		Score		RPI	S	Opponent		Score				
19	A	Rice		2	6	27	H	Oklahoma St.		6	7	54	A	New Mexico		5	2			
20	A	TCU		9	1							102	A	Indiana St.		10	5			
20	H	TCU		0	2							54	A	New Mexico		33	8			
												72	H	Oral Roberts		4	7			
												72	H	Oral Roberts		6	1			
												72	H	Oral Roberts		7	12			
												82	H	Valparaiso		9	2			
												82	H	Valparaiso		2	1			
												82	H	Valparaiso		10	4			
												82	H	Valparaiso		1	6			
												94	H	Iowa		7	3			
												94	H	Iowa		4	1			
												94	H	Iowa		5	1			
												102	A	Indiana St.		7	6			
												102	A	Indiana St.		10	5			
												102	A	Indiana St.		3	2			
												103	H	UT Arlington		13	2			
												106	A	Oklahoma		2	12			
												128	H	Southern Ill.		5	2			
												128	H	Southern Ill.		7	4			
												128	H	Southern Ill.		0	7			
												131	A	Baylor		3	8			
												131	H	Baylor		5	3			
												131	H	Baylor		6	19			
												144	H	La.-Monroe		3	6			
												144	H	La.-Monroe		7	3			
												144	H	La.-Monroe		6	1			
												203	A	Abilene Christian		2	3			
												230	H	Lipscomb		9	1			
												230	H	Lipscomb		6	5			
												230	H	Lipscomb		10	3			
												243	A	Illinois St.		7	1			
												243	A	Illinois St.		7	2			
												270	H	Incarnate Word		17	1			
												288	H	Texas Southern		15	9			
					LAST 15 GAMES															
					20	H	TCU		0	2	128	H	Southern Ill.		5	2				
					102	A	Indiana St.		10	5	20	A	TCU		9	1				
					102	A	Indiana St.		7	6	243	A	Illinois St.		7	1				
					102	A	Indiana St.		3	2										
					103	H	UT Arlington		13	2										

Non-Div. I Games:

Dallas Baptist

128 H Southern Ill.	0	7
128 H Southern Ill.	7	4

D  
a  
l  
l  
a  
s  
B  
a  
p  
t  
i  
s  
t

D  
a  
l  
l  
a  
s  
B  
a  
p  
t  
i  
s  
t

Average RPI Win:		134	WON-LOST RECORD		WINNING PCT. RANK	LAST 15 GAMES	STRENGTH OF SCHEDULE		OPP. STRENGTH OF SCHEDULE	TEAM RPI	ADJ RPI	CONF. RPI	ADJ CONF. RPI				
DIV. I ONLY			22-18-0		.55	112	8-7-0		18	95	46	.55986	46	12	12		
DIV. I NON-CONF.			11-8-0		.57895	100	2-1-0		47	110	61	.54927	61	12	12		
TOTALS		RPI 1-25		RPI 26-50		W-L RECORDS		RPI 51-100		RPI 101-150		RPI 150+					
22-18-0		1-7-0		3-3-0		OVERALL		5-5-0		7-2-0		6-1-0					
12-6-0		0-1-0		2-1-0		HOME		1-2-0		6-2-0		3-0-0					
8-12-0		1-6-0		1-2-0		AWAY		3-3-0		1-0-0		2-1-0					
2-0-0		0-0-0		0-0-0		NEUTRAL		1-0-0		0-0-0		1-0-0					
11-8-0		1-7-0		0-0-0		NON-CONFERENCE		1-0-0		5-1-0		4-0-0					
7-2-0		0-1-0		0-0-0		HOME		0-0-0		4-1-0		3-0-0					
2-6-0		1-6-0		0-0-		AWAY		0-0-0		1-0-0		0-0-0					
2-0-0		0-0-0		0-0-0		NEUTRAL		1-0-0		0-0-0		1-0-0					
11-10-0		0-0-0		3-3-0		CONFERENCE		4-5-0		2-1-0		2-1-0					
5-4-0		0-0-0		2-1-0		HOME		1-2-0		2-1-0		0-0-0					
6-6-0		0-0-0		1-2-0		AWAY		3-3-0		0-0-0		2-1-0					
0-0-0		0-0-0		0-0-0		NEUTRAL		0-0-0		0-0-0		0-0-0					
RPI	S	Opponent		Score		RPI	S	Opponent		Score		RPI	S	Opponent		Score	
4	A	Texas A&M		6	7	41	A	New Orleans		5	6	52	N	St. Mary's (CA)		9	3
16	A	La.-Lafayette		0	4	41	A	New Orleans		6	1	61	H	Southeastern La.		5	8
16	H	La.-Lafayette		1	10	41	A	New Orleans		4	5	61	H	Southeastern La.		1	2
18	A	Southern Miss.		5	15	42	H	Lamar		5	6	61	H	Southeastern La.		3	2
18	A	Southern Miss.		5	8	42	H	Lamar		2	0	77	A	McNeese St.		1	2
18	A	Southern Miss.		6	8	42	H	Lamar		5	1	77	A	McNeese St.		8	7
23	A	Arizona		1	4							77	A	McNeese St.		7	1
23	A	Arizona		6	4							85	A	Sam Houston St.		7	5
												85	A	Sam Houston St.		1	2
												85	A	Sam Houston St.		1	2
														169 A Central Ark.		3	2
														169 A Central Ark.		3	6
														169 A Central Ark.		7	5
														239 H Grambling		2	1
														253 N CSU Bakersfield		9	7
														299 H Mississippi Val.		10	0
														299 H Mississippi Val.		10	7
LAST 15 GAMES																	
299	H	Mississippi Val.		10	0	41	A	New Orleans		6	1						
299	H	Mississippi Val.		10	7	61	H	Southeastern La.		3	2						
169	A	Central Ark.		7	5	61	H	Southeastern La.		5	8						
169	A	Central Ark.		3	6												
169	A	Central Ark.		3	2												

Non-Div. I Games:

Northwestern St.

41	A	New Orleans	4	5
41	A	New Orleans	5	6

N  
o  
r  
t  
h  
w  
e  
s  
t  
e  
r  
n  
S  
t  
.

N  
o  
r  
t  
h  
w  
e  
s  
t  
e  
r  
n  
S  
t  
.

Average RPI Win: 142		WON-LOST	WINNING	LAST 15	STRENGTH OF		OPP. STRENGTH	TEAM	ADJ	CONF.	ADJ CONF.
Average RPI Loss: 63		RECORD	PCT. RANK	GAMES	SCHEDULE		OF SCHEDULE	RPI	RPI	RPI	RPI
DIV. I ONLY		24-16-0	.6	81	10-5-0		70	41	47	.55697	47
DIV. I NON-CONF.		15-6-0	.71429	41	6-1-0		241	209	111	.5233	111
TOTALS		RPI 1-25	RPI 26-50		W-L RECORDS		RPI 51-100		RPI 101-150		RPI 150+
24-16-0		1-9-0	6-2-0		OVERALL		4-0-0		2-3-0		11-2-0
12-3-0		0-1-0	6-1-0		HOME		2-0-0		0-0-0		4-1-0
6-10-0		1-8-0	0-0-0		AWAY		1-0-0		1-2-0		3-0-0
6-3-0		0-0-0	0-1-0		NEUTRAL		1-0-0		1-1-0		4-1-0
15-6-0		0-0-0	1-1-0		NON-CONFERENCE		4-0-0		2-3-0		8-2-0
7-1-0		0-0-0	1-0-0		HOME		2-0-0		0-0-0		4-1-0
2-2-0		0-0-0	0-0-		AWAY		1-0-0		1-2-0		0-0-0
6-3-0		0-0-0	0-1-0		NEUTRAL		1-0-0		1-1-0		4-1-0
9-10-0		1-9-0	5-1-0		CONFERENCE		0-0-0		0-0-0		3-0-0
5-2-0		0-1-0	5-1-0		HOME		0-0-0		0-0-0		0-0-0
4-8-0		1-8-0	0-0-0		AWAY		0-0-0		0-0-0		3-0-0
0-0-0		0-0-0	0-0-0		NEUTRAL		0-0-0		0-0-0		0-0-0
RPI S	Opponent	Score	RPI S	Opponent	Score	RPI S	Opponent	Score	RPI S	Opponent	Score
2 A	Louisville	0 1	26 H	Michigan	9 5	53 N	Gonzaga	7 6	120 N	Indiana	5 0
2 A	Louisville	2 8	30 H	Wake Forest	13 15	76 A	Michigan St.	1 0	147 A	Santa Clara	2 4
2 A	Louisville	3 4	30 H	Wake Forest	6 5	82 H	Valparaiso	3 1	147 A	Santa Clara	5 0
5 H	Miami (FL)	2 10	30 H	Wake Forest	10 2	90 H	Oregon	6 3	147 A	Santa Clara	0 2
6 A	Florida St.	6 7	49 N	Alabama	0 4				149 N	Bradley	3 4
6 A	Florida St.	6 12	50 H	Boston College	4 1				165 H	Eastern Mich.	0 8
6 A	Florida St.	6 11	50 H	Boston College	4 1				190 A	Virginia Tech	5 2
8 A	North Carolina St.	6 16	50 H	Boston College	11 9				190 A	Virginia Tech	6 2
8 A	North Carolina St.	1 9							190 A	Virginia Tech	16 4
8 A	North Carolina St.	8 4							204 H	Ill.-Chicago	9 5
									224 N	Niagara	5 4
									232 H	Toledo	10 3
									252 H	Central Mich.	7 6
									257 N	Brown	7 6
									270 N	Incarnate Word	13 2
									281 N	Bucknell	5 6
									288 N	Texas Southern	6 5
									291 H	Chicago St.	6 3
LAST 15 GAMES											
165 H	Eastern Mich.	0 8	50 H	Boston College	11 9						
120 N	Indiana	5 0	50 H	Boston College	4 1						
6 A	Florida St.	6 11	50 H	Boston College	4 1						
6 A	Florida St.	6 7									
6 A	Florida St.	6 12									

Non-Div. I Games:

Notre Dame

252	H	Central Mich.	7	6
76	A	Michigan St.	1	0

N  
o  
t  
r  
e  
D  
a  
m  
e

N  
o  
t  
r  
e  
D  
a  
m  
e

Average RPI Win: 132		WON-LOST	WINNING	LAST 15	STRENGTH OF		OPP. STRENGTH	TEAM	ADJ	CONF.	ADJ CONF.
Average RPI Loss: 114		RECORD	PCT. RANK	GAMES	SCHEDULE		OF SCHEDULE	RPI	RPI	RPI	RPI
DIV. I ONLY		26-11-0	.7027	30	10-5-0		177	27	48	.5567	48
DIV. I NON-CONF.		16-3-0	.84211	8	4-0-0		240	31	46	.56101	46
TOTALS		RPI 1-25	RPI 26-50		W-L RECORDS		RPI 51-100		RPI 101-150		RPI 150+
26-11-0	0-0-0		3-4-0		OVERALL		4-1-0		10-2-0		9-4-0
10-3-0	0-0-0		2-1-0		HOME		3-0-0		2-1-0		3-1-0
7-7-0	0-0-0		0-3-0		AWAY		1-1-0		4-1-0		2-2-0
9-1-0	0-0-0		1-0-0		NEUTRAL		0-0-0		4-0-0		4-1-0
16-3-0	0-0-0		1-0-0		NON-CONFERENCE		0-0-0		7-1-0		8-2-0
5-2-0	0-0-0		0-0-0		HOME		0-0-0		2-1-0		3-1-0
3-0-0	0-0-0		0-0-		AWAY		0-0-0		2-0-0		1-0-0
8-1-0	0-0-0		1-0-0		NEUTRAL		0-0-0		3-0-0		4-1-0
10-8-0	0-0-0		2-4-0		CONFERENCE		4-1-0		3-1-0		1-2-0
5-1-0	0-0-0		2-1-0		HOME		3-0-0		0-0-0		0-0-0
4-7-0	0-0-0		0-3-0		AWAY		1-1-0		2-1-0		1-2-0
1-0-0	0-0-0		0-0-0		NEUTRAL		0-0-0		1-0-0		0-0-0
RPI S	Opponent	Score	RPI S	Opponent	Score	RPI S	Opponent	Score	RPI S	Opponent	Score
			33 N	Minnesota	8 7	89 H	Arizona St.	3 2	124 N	William & Mary	12 3
			40 A	California	0 5	89 H	Arizona St.	12 2	129 A	San Diego	5 2
			40 A	California	2 6	89 H	Arizona St.	7 3	129 A	San Diego	7 2
			40 A	California	3 5	90 A	Oregon	11 10	132 A	Utah	7 2
			43 H	Washington	10 1	90 A	Oregon	6 7	132 A	Utah	10 4
			43 H	Washington	5 4				132 A	Utah	6 7
			43 H	Washington	2 3				132 N	Utah	10 2
									139 H	San Francisco	0 5
									139 H	San Francisco	4 0
									139 H	San Francisco	8 5
									143 N	Kansas St.	7 5
									143 N	Kansas St.	14 0
									162 N	Utah Valley	9 12
									164 N	Ball St.	7 6
									169 H	Central Ark.	7 1
									169 H	Central Ark.	6 2
									169 N	Central Ark.	6 2
									179 A	Portland	13 6
									181 H	San Diego St.	5 6
									181 H	San Diego St.	9 6
									191 A	Washington St.	12 3
									191 A	Washington St.	5 7
									191 A	Washington St.	3 8
									193 N	Kansas	3 1
									193 N	Kansas	9 3
LAST 15 GAMES											
			90 A	Oregon	6 7	191 A	Washington St.	12 3			
			132 A	Utah	6 7	169 H	Central Ark.	7 1			
			132 A	Utah	7 2	169 N	Central Ark.	6 2			
			132 A	Utah	10 4						
			90 A	Oregon	11 10						

Non-Div. I Games:

Oregon St.

191 A Washington St.	3	8
191 A Washington St.	5	7

O  
r  
e  
g  
o  
n  
s  
t  
.

O  
r  
e  
g  
o  
n  
s  
t  
.



Average RPI Win: 117		WON-LOST	WINNING	LAST 15	STRENGTH OF		OPP. STRENGTH	TEAM	ADJ	CONF.	ADJ CONF.			
Average RPI Loss: 44		RECORD	PCT. RANK	GAMES	SCHEDULE		OF SCHEDULE	RPI	RPI	RPI	RPI			
DIV. I ONLY		24-19-0	.55814	110	7-8-0		33	3	49	.55664	49	1	1	
DIV. I NON-CONF.		15-8-0	.65217	62	3-2-0		183	46	112	.52317	112	2	2	
TOTALS		RPI 1-25	RPI 26-50		W-L RECORDS		RPI 51-100		RPI 101-150		RPI 150+			
24-19-0		6-9-0	2-3-0		OVERALL		7-5-0		1-2-0		8-0-0			
15-7-0		2-2-0	0-1-0		HOME		6-4-0		1-0-0		6-0-0			
6-10-0		4-6-0	1-2-0		AWAY		1-1-0		0-1-0		0-0-0			
3-2-0		0-1-0	1-0-0		NEUTRAL		0-0-0		0-1-0		2-0-0			
15-8-0		0-2-0	1-1-0		NON-CONFERENCE		5-4-0		1-1-0		8-0-0			
11-4-0		0-0-0	0-1-0		HOME		4-3-0		1-0-0		6-0-0			
1-3-0		0-1-0	0-0-		AWAY		1-1-0		0-1-0		0-0-0			
3-1-0		0-1-0	1-0-0		NEUTRAL		0-0-0		0-0-0		2-0-0			
9-11-0		6-7-0	1-2-0		CONFERENCE		2-1-0		0-1-0		0-0-0			
4-3-0		2-2-0	0-0-0		HOME		2-1-0		0-0-0		0-0-0			
5-7-0		4-5-0	1-2-0		AWAY		0-0-0		0-0-0		0-0-0			
0-1-0		0-0-0	0-0-0		NEUTRAL		0-0-0		0-1-0		0-0-0			
RPI	S	Opponent	Score		RPI	S	Opponent	Score		RPI	S	Opponent	Score	
4	A	Texas A&M	1	2	36	H	South Ala.	2	8	59	H	Maryland	5	9
4	A	Texas A&M	3	4	37	A	Kentucky	2	3	59	H	Maryland	5	1
4	A	Texas A&M	7	4	37	A	Kentucky	2	6	59	H	Maryland	3	1
7	H	Ole Miss	7	2	37	A	Kentucky	2	1	65	H	Tennessee	7	3
7	H	Ole Miss	0	4	47	N	Notre Dame	4	0	65	H	Tennessee	3	6
7	H	Ole Miss	2	0						65	H	Tennessee	11	3
8	N	North Carolina St.	1	2						79	H	Houston	7	6
10	H	Mississippi St.	5	12						79	H	Houston	1	3
17	A	LSU	6	0						79	H	Houston	2	3
17	A	LSU	5	7						84	A	Troy	2	1
17	A	LSU	4	3						84	H	Troy	5	3
18	A	Southern Miss.	2	9						99	A	Samford	2	3
25	A	Georgia	1	7										
25	A	Georgia	10	7										
25	A	Georgia	4	12										
LAST 15 GAMES														
10	H	Mississippi St.	5	12	7	H	Ole Miss	7	2					
99	A	Samford	2	3	7	H	Ole Miss	2	0					
4	A	Texas A&M	1	2	7	H	Ole Miss	0	4					
4	A	Texas A&M	7	4										
4	A	Texas A&M	3	4										

Non-Div. I Games:

Alabama

36	H	South Ala.	2	8
84	H	Troy	5	3

A  
l  
a  
b  
a  
m  
a

A  
l  
a  
b  
a  
m  
a

Average RPI Win:		152	WON-LOST RECORD		WINNING PCT. RANK		LAST 15 GAMES		STRENGTH OF SCHEDULE		OPP. STRENGTH OF SCHEDULE		TEAM RPI		ADJ RPI		CONF. RPI		ADJ CONF. RPI					
DIV. I ONLY			21-16-0		.56757		102		8-7-0		50		62		50		.55603		50		2		2	
DIV. I NON-CONF.			14-4-0		.77778		19		4-1-0		264		269		105		.5255		105		1		1	
TOTALS		RPI 1-25			RPI 26-50			W-L RECORDS			RPI 51-100			RPI 101-150			RPI 150+							
21-16-0		6-7-0			1-6-0			OVERALL			1-1-0			1-0-0			12-2-0							
5-5-0		4-3-0			0-1-0			HOME			0-1-0			0-0-0			1-0-0							
5-9-0		2-4-0			1-5-0			AWAY			0-0-0			0-0-0			2-0-0							
11-2-0		0-0-0			0-0-0			NEUTRAL			1-0-0			1-0-0			9-2-0							
14-4-0		0-0-0			0-1-0			NON-CONFERENCE			1-1-0			1-0-0			12-2-0							
1-2-0		0-0-0			0-1-0			HOME			0-1-0			0-0-0			1-0-0							
2-0-0		0-0-0			0-0-			AWAY			0-0-0			0-0-0			2-0-0							
11-2-0		0-0-0			0-0-0			NEUTRAL			1-0-0			1-0-0			9-2-0							
7-12-0		6-7-0			1-5-0			CONFERENCE			0-0-0			0-0-0			0-0-0							
4-3-0		4-3-0			0-0-0			HOME			0-0-0			0-0-0			0-0-0							
3-9-0		2-4-0			1-5-0			AWAY			0-0-0			0-0-0			0-0-0							
0-0-0		0-0-0			0-0-0			NEUTRAL			0-0-0			0-0-0			0-0-0							
RPI	S	Opponent		Score		RPI	S	Opponent		Score		RPI	S	Opponent		Score		RPI	S	Opponent		Score		
2	H	Louisville		2	1	32	H	Bryant		6	18	57	H	UConn		4	9	102	N	Indiana St.		5	3	
2	H	Louisville		6	1	34	A	Pittsburgh		0	5	99	N	Ohio St.		6	2	167	N	North Dakota St.		2	4	
2	H	Louisville		2	6	34	A	Pittsburgh		6	4							189	N	Northeastern		8	2	
6	H	Florida St.		0	3	34	A	Pittsburgh		4	5							218	A	Harvard		11	9	
8	A	North Carolina St.		7	0	47	A	Notre Dame		9	11							221	N	Northern Ill.		2	1	
8	A	North Carolina St.		2	3	47	A	Notre Dame		1	4							221	N	Northern Ill.		5	0	
8	A	North Carolina St.		1	0	47	A	Notre Dame		1	4							221	N	Northern Ill.		5	1	
12	A	Clemson		1	6													221	N	Northern Ill.		17	0	
12	A	Clemson		2	6													244	N	Villanova		11	10	
12	A	Clemson		2	3													252	N	Central Mich.		9	3	
24	H	Virginia		5	4													254	N	Northwestern		6	3	
24	H	Virginia		0	3													277	A	Massachusetts		11	5	
24	H	Virginia		3	2													277	H	Massachusetts		2	1	
																		280	N	Butler		10	12	
																		291	N	Chicago St.		7	1	
LAST 15 GAMES																								
						32	H	Bryant		6	18	47	A	Notre Dame		1	4							
						2	H	Louisville		2	6	277	H	Massachusetts		2	1							
						2	H	Louisville		2	1	218	A	Harvard		11	9							
						2	H	Louisville		6	1													
						189	N	Northeastern		8	2													

Non-Div. I Games:

Boston College

47 A Notre Dame	9	11
47 A Notre Dame	1	4

B  
o  
s  
t  
o  
n  
C  
o  
l  
l  
e  
g  
e

B  
o  
s  
t  
o  
n  
C  
o  
l  
l  
e  
g  
e

Average RPI Win: 127		WON-LOST RECORD		WINNING PCT. RANK		LAST 15 GAMES		STRENGTH OF SCHEDULE		OPP. STRENGTH OF SCHEDULE		TEAM RPI		ADJ RPI		CONF. RPI		ADJ CONF. RPI	
DIV. I ONLY		22-17-1		.5625 105		4-10-1		17		81		51		.55577 51		15		15	
DIV. I NON-CONF.		16-11-1		.58929 93		1-4-1		2		23		13		.59216 13		15		15	
TOTALS		RPI 1-25		RPI 26-50		W-L RECORDS		RPI 51-100		RPI 101-150		RPI 150+							
22-17-1		5-5-1		0-0-0		OVERALL		3-3-0		3-2-0		11-7-0							
16-7-1		3-1-1		0-0-0		HOME		3-3-0		3-1-0		7-2-0							
6-10-0		2-4-0		0-0-0		AWAY		0-0-0		0-1-0		4-5-0							
0-0-0		0-0-0		0-0-0		NEUTRAL		0-0-0		0-0-0		0-0-0							
16-11-1		5-5-1		0-0-0		NON-CONFERENCE		3-3-0		3-2-0		5-1-0							
12-5-1		3-1-1		0-0-0		HOME		3-3-0		3-1-0		3-0-0							
4-6-0		2-4-0		0-0-		AWAY		0-0-0		0-1-0		2-1-0							
0-0-0		0-0-0		0-0-0		NEUTRAL		0-0-0		0-0-0		0-0-0							
6-6-0		0-0-0		0-0-0		CONFERENCE		0-0-0		0-0-0		6-6-0							
4-2-0		0-0-0		0-0-0		HOME		0-0-0		0-0-0		4-2-0							
2-4-0		0-0-0		0-0-0		AWAY		0-0-0		0-0-0		2-4-0							
0-0-0		0-0-0		0-0-0		NEUTRAL		0-0-0		0-0-0		0-0-0							
RPI	S	Opponent		Score		RPI	S	Opponent		Score		RPI	S	Opponent		Score			
3	A	South Carolina		6	5	80	H	Nebraska		0	4	105	H	Mercer		17	13		
6	A	Florida St.		3	8	80	H	Nebraska		13	5	105	H	Mercer		5	4		
6	A	Florida St.		2	11	80	H	Nebraska		7	3	105	H	Mercer		6	2		
6	A	Florida St.		2	1	88	H	VCU		1	2	123	A	Ga. Southern		6	10		
9	H	UC Santa Barbara		6	6	88	H	VCU		3	4	123	H	Ga. Southern		10	13		
9	H	UC Santa Barbara		10	3	88	H	VCU		7	4	151	A	Furman		7	9		
9	H	UC Santa Barbara		4	7							161	H	Richmond		5	3		
11	A	Coastal Caro.		5	9							176	H	Delaware		3	2		
11	A	Coastal Caro.		3	5							176	H	Delaware		15	2		
11	H	Coastal Caro.		9	4							176	H	Delaware		14	4		
11	H	Coastal Caro.		4	2							198	H	James Madison		7	5		
												198	H	James Madison		1	3		
												198	H	James Madison		3	9		
												199	A	Elon		6	2		
												199	A	Elon		11	6		
												199	A	Elon		6	9		
												221	A	The Citadel		5	1		
												221	A	The Citadel		12	9		
												221	H	The Citadel		1	0		
												229	A	Hofstra		7	8		
												229	A	Hofstra		1	3		
												229	A	Hofstra		3	4		
						LAST 15 GAMES						248	H	Charleston So.		4	1		
						198	H	James Madison		1	3	11	A	Coastal Caro.		3	5		
						198	H	James Madison		7	5	9	H	UC Santa Barbara		6	6		
						198	H	James Madison		3	9	9	H	UC Santa Barbara		10	3		
						11	A	Coastal Caro.		5	9								
						229	A	Hofstra		7	8								

**Non-Div. I Games:**

Col. of Charleston

229 A Hofstra	1	3
229 A Hofstra	3	4

C  
o  
l  
.  
o  
f  
C  
h  
a  
r  
l  
e  
s  
t  
o  
n

C  
o  
l  
.  
o  
f  
C  
h  
a  
r  
l  
e  
s  
t  
o  
n

Average RPI Win:	134	WON-LOST RECORD	WINNING PCT. RANK	LAST 15 GAMES	STRENGTH OF SCHEDULE	OPP. STRENGTH OF SCHEDULE	TEAM RPI	ADJ RPI	CONF. RPI	ADJ CONF. RPI				
DIV. I ONLY		22-16-0	.57895	94	8-7-0	55	68	52	.55539	52	9	9		
DIV. I NON-CONF.		12-11-0	.52174	137	3-4-0	78	27	92	.53284	92	8	8		
<hr/>														
TOTALS	RPI 1-25	RPI 26-50		W-L RECORDS		RPI 51-100		RPI 101-150		RPI 150+				
22-16-0	1-2-0	3-5-0		OVERALL		2-4-0		10-3-0		6-2-0				
10-5-0	0-1-0	2-1-0		HOME		2-2-0		5-1-0		1-0-0				
9-9-0	1-1-0	1-3-0		AWAY		0-1-0		5-2-0		2-2-0				
3-2-0	0-0-0	0-1-0		NEUTRAL		0-1-0		0-0-0		3-0-0				
12-11-0	1-2-0	1-4-0		NON-CONFERENCE		0-3-0		6-1-0		4-1-0				
6-3-0	0-1-0	0-0-0		HOME		0-1-0		5-1-0		1-0-0				
3-6-0	1-1-0	1-0-		AWAY		0-1-0		1-0-0		0-1-0				
3-2-0	0-0-0	0-1-0		NEUTRAL		0-1-0		0-0-0		3-0-0				
10-5-0	0-0-0	2-1-0		CONFERENCE		2-1-0		4-2-0		2-1-0				
4-2-0	0-0-0	2-1-0		HOME		2-1-0		0-0-0		0-0-0				
6-3-0	0-0-0	0-0-0		AWAY		0-0-0		4-2-0		2-1-0				
0-0-0	0-0-0	0-0-0		NEUTRAL		0-0-0		0-0-0		0-0-0				
RPI	S	Opponent	Score		RPI	S	Opponent	Score		RPI	S	Opponent	Score	
9	A	UC Santa Barbara	7	4	39	H	BYU	4	5	53	H	Gonzaga	6	5
9	H	UC Santa Barbara	3	4	39	H	BYU	7	4	53	H	Gonzaga	1	7
23	A	Arizona	5	11	39	H	BYU	5	4	53	H	Gonzaga	2	0
					43	A	Washington	0	3	65	N	Tennessee	3	6
					43	A	Washington	5	3	81	H	Fresno St.	4	6
					43	A	Washington	1	6	91	A	Stanford	1	9
					43	A	Washington	1	3					
					46	N	Northwestern St.	3	9					

Non-Div. I Games:

St. Mary's (CA)

264	H	UC Davis	7	6
39	H	BYU	4	5

S  
t  
.  
M  
a  
r  
y  
'  
s  
(  
C  
A  
)

S  
t  
.  
M  
a  
r  
y  
'  
s  
(  
C  
A  
)



Average RPI Win: 155		WON-LOST RECORD		WINNING PCT. RANK		LAST 15 GAMES		STRENGTH OF SCHEDULE		OPP. STRENGTH OF SCHEDULE		TEAM RPI		ADJ RPI		CONF. RPI		ADJ CONF. RPI	
DIV. I ONLY		24-14-0		.63158 61		10-5-0		141		69		53		.55528 53		9		9	
DIV. I NON-CONF.		12-7-0		.63158 68		1-1-0		122		57		36		.56936 36		8		8	
TOTALS		RPI 1-25		RPI 26-50		W-L RECORDS		RPI 51-100		RPI 101-150		RPI 150+							
24-14-0		1-2-0		1-3-0		OVERALL		2-2-0		5-5-0		15-2-0							
8-2-0		0-0-0		0-0-0		HOME		0-0-0		4-2-0		4-0-0							
14-10-0		1-2-0		1-2-0		AWAY		2-2-0		1-2-0		9-2-0							
2-2-0		0-0-0		0-1-0		NEUTRAL		0-0-0		0-1-0		2-0-0							
12-7-0		1-2-0		1-2-0		NON-CONFERENCE		1-0-0		0-1-0		9-2-0							
1-0-0		0-0-0		0-0-0		HOME		0-0-0		0-0-0		1-0-0							
9-5-0		1-2-0		1-0-		AWAY		1-0-0		0-0-0		6-2-0							
2-2-0		0-0-0		0-1-0		NEUTRAL		0-0-0		0-1-0		2-0-0							
12-7-0		0-0-0		0-1-0		CONFERENCE		1-2-0		5-4-0		6-0-0							
7-2-0		0-0-0		0-0-0		HOME		0-0-0		4-2-0		3-0-0							
5-5-0		0-0-0		0-1-0		AWAY		1-2-0		1-2-0		3-0-0							
0-0-0		0-0-0		0-0-0		NEUTRAL		0-0-0		0-0-0		0-0-0							
RPI S	Opponent		Score		RPI S	Opponent		Score		RPI S	Opponent		Score		RPI S	Opponent		Score	
20 A	TCU		4	3	39 A	BYU		2	11	52 A	St. Mary's (CA)		0	2	112 H	Pepperdine		4	3
20 A	TCU		1	16	43 A	Washington		8	6	52 A	St. Mary's (CA)		7	1	112 H	Pepperdine		11	4
20 A	TCU		2	10	43 A	Washington		0	2	52 A	St. Mary's (CA)		5	6	112 H	Pepperdine		4	7
					47 N	Notre Dame		6	7	83 A	Arkansas		15	10	139 A	San Francisco		3	5
															139 A	San Francisco		1	9
															139 A	San Francisco		10	2
															147 H	Santa Clara		3	0
															147 H	Santa Clara		0	6
															147 H	Santa Clara		7	4
															149 N	Bradley		4	5
															152 A	UTSA		12	4
															152 A	UTSA		3	1
															152 A	UTSA		12	3
															171 A	Grand Canyon		11	2
															171 A	Grand Canyon		0	3
															171 A	Grand Canyon		1	7
															171 A	Grand Canyon		21	9
															179 H	Portland		18	1
															179 H	Portland		3	0
															179 H	Portland		14	5
															191 A	Washington St.		7	4
															191 H	Washington St.		8	0
															194 A	Pacific		6	0
															194 A	Pacific		10	5
															194 A	Pacific		5	3
															270 N	Incarnate Word		8	5
															288 N	Texas Southern		18	3
				LAST 15 GAMES															
				39 A	BYU		2	11	179 H	Portland		14	5	194 A	Pacific		6	0	
				147 H	Santa Clara		0	6	179 H	Portland		3	0	194 A	Pacific		10	5	
				147 H	Santa Clara		3	0	179 H	Portland		18	1	194 A	Pacific		5	3	
				147 H	Santa Clara		7	4						270 N	Incarnate Word		8	5	
				139 A	San Francisco		3	5						288 N	Texas Southern		18	3	

Non-Div. I Games:

Gonzaga

139 A San Francisco	10	2
139 A San Francisco	1	9

G  
o  
n  
z  
a  
g  
a

G  
o  
n  
z  
a  
g  
a

**Non-Div. I Games:**

New Mexico

14	H	Texas Tech	4	7
186	A	San Jose St.	10	3

RPI	S	Opponent	Score	
181	H	San Diego St.	9	10
186	A	San Jose St.	6	2
186	A	San Jose St.	8	9
186	A	San Jose St.	10	3
186	H	San Jose St.	9	6
186	H	San Jose St.	3	2
186	H	San Jose St.	11	1

New Mexico

N  
e  
w  
M  
e  
x  
i  
c  
o

N  
e  
w  
M  
e  
x  
i  
c  
o

Duke				Through Games Of April 28, 2016								
Average RPI Win:	128	WON-LOST RECORD	WINNING PCT. RANK	LAST 15 GAMES	STRENGTH OF SCHEDULE	OPP. STRENGTH OF SCHEDULE	TEAM RPI	ADJ RPI	CONF. RPI	ADJ CONF. RPI		
DIV. I ONLY	24-18-0	.57143	97	11-4-0	28	23	55	.55171	55	2	2	
DIV. I NON-CONF.	15-6-0	.71429	41	5-0-0	112	140	54	.55228	54	1	1	
<hr/>												
TOTALS	RPI 1-25	RPI 26-50		W-L RECORDS	RPI 51-100		RPI 101-150		RPI 150+			
24-18-0	6-10-0	4-4-0		OVERALL	1-1-0		2-1-0		11-2-0			
15-11-0	4-8-0	3-2-0		HOME	0-1-0		1-0-0		7-0-0			
8-6-0	2-2-0	1-2-0		AWAY	0-0-0		1-0-0		4-2-0			
1-1-0	0-0-0	0-0-0		NEUTRAL	1-0-0		0-1-0		0-0-0			
<hr/>												
15-6-0	0-1-0	3-2-0		NON-CONFERENCE	1-1-0		2-1-0		9-1-0			
11-3-0	0-0-0	3-2-0		HOME	0-1-0		1-0-0		7-0-0			
3-2-0	0-1-0	0-0-		AWAY	0-0-0		1-0-0		2-1-0			
1-1-0	0-0-0	0-0-0		NEUTRAL	1-0-0		0-1-0		0-0-0			
<hr/>												
9-12-0	6-9-0	1-2-0		CONFERENCE	0-0-0		0-0-0		2-1-0			
4-8-0	4-8-0	0-0-0		HOME	0-0-0		0-0-0		0-0-0			
5-4-0	2-1-0	1-2-0		AWAY	0-0-0		0-0-0		2-1-0			
0-0-0	0-0-0	0-0-0		NEUTRAL	0-0-0		0-0-0		0-0-0			
<hr/>												
RPI	S	Opponent	Score	RPI	S	Opponent	Score	RPI	S	Opponent	Score	
5	H	Miami (FL)	0 9	29	H	East Carolina	6 8	96	H	Penn St.	1 2	
5	H	Miami (FL)	2 14	30	A	Wake Forest	0 12	99	N	Ohio St.	8 1	
5	H	Miami (FL)	12 5	30	A	Wake Forest	2 3					
11	A	Coastal Caro.	6 10	30	A	Wake Forest	3 2					
12	H	Clemson	2 1	40	H	California	6 5					
12	H	Clemson	2 3	40	H	California	5 4					
12	H	Clemson	5 3	40	H	California	2 5					
13	H	North Carolina	2 8	44	H	UNCG	7 4					
13	H	North Carolina	2 12									
13	H	North Carolina	2 11									
22	A	Georgia Tech	10 4									
22	A	Georgia Tech	14 13									
22	A	Georgia Tech	2 3									
24	H	Virginia	6 7									
24	H	Virginia	0 6									
24	H	Virginia	3 0									
				LAST 15 GAMES								
				269	A	N.C. Central	4 2	5	H	Miami (FL)	2 14	
				190	A	Virginia Tech	3 1	269	H	N.C. Central	3 0	
				190	A	Virginia Tech	19 9	191	A	Davidson	13 3	
				190	A	Virginia Tech	2 3					
				135	A	Liberty	8 7					

Non-Div. I Games:

Duke

5 H Miami (FL)	0	9
5 H Miami (FL)	12	5

D  
u  
k  
e

D  
u  
k  
e

Average RPI Win:		129	WON-LOST RECORD		WINNING PCT. RANK	LAST 15 GAMES		STRENGTH OF SCHEDULE		OPP. STRENGTH OF SCHEDULE	TEAM RPI	ADJ RPI	CONF. RPI	ADJ CONF. RPI			
Average RPI Loss:		91															
DIV. I ONLY			25-13-0		.65789	43	10-5-0		124		44	56	.55168	56	3	3	
DIV. I NON-CONF.			15-5-0		.75	28	4-1-0		137		79	35	.56949	35	4	4	
TOTALS		RPI 1-25		RPI 26-50		W-L RECORDS		RPI 51-100		RPI 101-150		RPI 150+					
25-13-0		2-1-0		0-1-0		OVERALL		8-4-0		8-6-0		7-1-0					
15-5-0		1-0-0		0-0-0		HOME		5-2-0		4-2-0		5-1-0					
8-8-0		1-1-0		0-1-0		AWAY		3-2-0		4-4-0		0-0-0					
2-0-0		0-0-0		0-0-0		NEUTRAL		0-0-0		0-0-0		2-0-0					
15-5-0		2-1-0		0-1-0		NON-CONFERENCE		4-2-0		4-1-0		5-0-0					
9-2-0		1-0-0		0-0-0		HOME		3-1-0		2-1-0		3-0-0					
4-3-0		1-1-0		0-0-		AWAY		1-1-0		2-0-0		0-0-0					
2-0-0		0-0-0		0-0-0		NEUTRAL		0-0-0		0-0-0		2-0-0					
10-8-0		0-0-0		0-0-0		CONFERENCE		4-2-0		4-5-0		2-1-0					
6-3-0		0-0-0		0-0-0		HOME		2-1-0		2-1-0		2-1-0					
4-5-0		0-0-0		0-0-0		AWAY		2-1-0		2-4-0		0-0-0					
0-0-0		0-0-0		0-0-0		NEUTRAL		0-0-0		0-0-0		0-0-0					
RPI	S	Opponent		Score		RPI	S	Opponent		Score		RPI	S	Opponent		Score	
16	A	La.-Lafayette		6	3	41	A	New Orleans		6	9	63	H	Old Dominion		12	0
16	H	La.-Lafayette		6	2							63	H	Old Dominion		2	4
17	A	LSU		3	6							63	H	Old Dominion		11	4
												75	A	Western Ky.		12	9
												75	A	Western Ky.		3	1
												75	A	Western Ky.		3	6
												77	A	McNeese St.		1	3
												77	H	McNeese St.		9	7
												82	H	Valparaiso		7	2
												82	H	Valparaiso		3	8
												82	H	Valparaiso		7	5
												83	A	Arkansas		3	2

Non-Div. I Games:

Louisiana Tech

239	H	Grambling	7	3
122	H	FIU	5	0

L  
o  
u  
i  
s  
i  
a  
n  
a  
T  
e  
c  
h

L  
o  
u  
i  
s  
i  
a  
n  
a  
T  
e  
c  
h



Average RPI Win: 126		WON-LOST RECORD		WINNING PCT. RANK		LAST 15 GAMES		STRENGTH OF SCHEDULE		OPP. STRENGTH OF SCHEDULE		TEAM RPI		ADJ RPI		CONF. RPI		ADJ CONF. RPI			
DIV. I ONLY		22-18-0		.55 112		9-6-0		77		91		57		.55145 57		6		6			
DIV. I NON-CONF.		16-13-0		.55172 119		4-2-0		127		142		74		.5404 74		6		6			
TOTALS		RPI 1-25		RPI 26-50		W-L RECORDS		RPI 51-100		RPI 101-150		RPI 150+									
22-18-0		0-3-0		4-3-0		OVERALL		5-1-0		5-6-0		8-5-0									
9-2-0		0-0-0		2-1-0		HOME		3-0-0		0-0-0		4-1-0									
9-16-0		0-3-0		2-2-0		AWAY		1-1-0		3-6-0		3-4-0									
4-0-0		0-0-0		0-0-0		NEUTRAL		1-0-0		2-0-0		1-0-0									
16-13-0		0-3-0		2-0-0		NON-CONFERENCE		2-1-0		4-4-0		8-5-0									
5-1-0		0-0-0		1-0-0		HOME		0-0-0		0-0-0		4-1-0									
7-12-0		0-3-0		1-0-		AWAY		1-1-0		2-4-0		3-4-0									
4-0-0		0-0-0		0-0-0		NEUTRAL		1-0-0		2-0-0		1-0-0									
6-5-0		0-0-0		2-3-0		CONFERENCE		3-0-0		1-2-0		0-0-0									
4-1-0		0-0-0		1-1-0		HOME		3-0-0		0-0-0		0-0-0									
2-4-0		0-0-0		1-2-0		AWAY		0-0-0		1-2-0		0-0-0									
0-0-0		0-0-0		0-0-0		NEUTRAL		0-0-0		0-0-0		0-0-0									
RPI S	Opponent		Score		RPI S	Opponent		Score		RPI S	Opponent		Score		RPI S	Opponent		Score			
9 A	UC Santa Barbara		3	5	29 A	East Carolina		5	1	66 A	Austin Peay		19	4	107 A	CSUN		4	12		
9 A	UC Santa Barbara		2	6	29 A	East Carolina		2	3	74 A	Hartford		3	4	107 A	CSUN		1	2		
9 A	UC Santa Barbara		6	9	29 A	East Carolina		1	2	79 H	Houston		9	2	124 N	William & Mary		3	2		
					31 H	Tulane		9	4	79 H	Houston		3	2	124 N	William & Mary		18	1		
					31 H	Tulane		5	14	79 H	Houston		4	1	125 A	Cincinnati		4	2		
					32 H	Bryant		6	3	92 N	Missouri St.		12	4	125 A	Cincinnati		2	3		
					50 A	Boston College		9	4						125 A	Cincinnati		2	3		
															126 A	Southern California		5	4		
															135 A	Liberty		4	5		
															135 A	Liberty		5	8		
															135 A	Liberty		7	5		
															152 A	UTSA		9	6		
															152 A	UTSA		1	2		
															152 A	UTSA		5	6		
															177 A	Holy Cross		5	1		
															185 H	Fairfield		2	1		
															195 A	UMass Lowell		4	2		
															200 H	Yale		8	2		
															205 A	Columbia		3	4		
															205 H	Columbia		3	0		
															205 H	Columbia		4	3		
															214 H	Central Conn. St.		4	8		
															277 A	Massachusetts		5	9		
															290 N	Alcorn		25	3		
				LAST 15 GAMES																	
				177 A	Holy Cross		5	1	79 H	Houston		4	1								
				29 A	East Carolina		2	3	79 H	Houston		3	2								
				29 A	East Carolina		5	1	32 H	Bryant		6	3								
				29 A	East Carolina		1	2													
				195 A	UMass Lowell		4	2													

Non-Div. I Games:

UConn

277	A	Massachusetts	5	9
79	H	Houston	9	2

U  
C  
o  
n  
n

U  
C  
o  
n  
n

Average RPI Win: 173		WON-LOST	WINNING	LAST 15	STRENGTH OF		OPP. STRENGTH	TEAM	ADJ		CONF.	ADJ CONF.									
Average RPI Loss: 99		RECORD	PCT. RANK	GAMES	SCHEDULE		OF SCHEDULE	RPI	RPI		RPI	RPI									
DIV. I ONLY		26-16-0	.61905	70	7-8-0		54	182	58	.55128	58	16	16								
DIV. I NON-CONF.		17-10-0	.62963	70	3-3-0		89	164	76	.53974	76	19	19								
<hr/>																					
TOTALS		RPI 1-25		RPI 26-50		W-L RECORDS		RPI 51-100		RPI 101-150		RPI 150+									
26-16-0		1-3-0		2-5-0		OVERALL		4-1-0		3-3-0		16-4-0									
18-6-0		0-0-0		2-2-0		HOME		2-0-0		2-1-0		12-3-0									
8-10-0		1-3-0		0-3-0		AWAY		2-1-0		1-2-0		4-1-0									
0-0-0		0-0-0		0-0-0		NEUTRAL		0-0-0		0-0-0		0-0-0									
<hr/>																					
17-10-0		0-1-0		2-5-0		NON-CONFERENCE		4-1-0		0-0-0		11-3-0									
14-4-0		0-0-0		2-2-0		HOME		2-0-0		0-0-0		10-2-0									
3-6-0		0-1-0		0-0-		AWAY		2-1-0		0-0-0		1-1-0									
0-0-0		0-0-0		0-0-0		NEUTRAL		0-0-0		0-0-0		0-0-0									
<hr/>																					
9-6-0		1-2-0		0-0-0		CONFERENCE		0-0-0		3-3-0		5-1-0									
4-2-0		0-0-0		0-0-0		HOME		0-0-0		2-1-0		2-1-0									
5-4-0		1-2-0		0-0-0		AWAY		0-0-0		1-2-0		3-0-0									
0-0-0		0-0-0		0-0-0		NEUTRAL		0-0-0		0-0-0		0-0-0									
<hr/>																					
RPI	S	Opponent		Score		RPI	S	Opponent		Score		RPI	S	Opponent		Score					
11	A	Coastal Caro.		0	4	28	A	UNCW		6	11	59	A	Maryland		7	2				
11	A	Coastal Caro.		5	17	28	H	UNCW		1	5	59	A	Maryland		5	13				
11	A	Coastal Caro.		5	2	29	H	East Carolina		5	1	59	A	Maryland		4	3				
13	A	North Carolina		1	8	30	A	Wake Forest		3	8	69	H	Wright St.		11	6				
						44	A	UNCG		5	13	69	H	Wright St.		5	4				
						44	H	UNCG		3	9										
						44	H	UNCG		15	5										
<hr/>																					
LAST 15 GAMES																					
28	A	UNCW				6	11	133	A	Gardner-Webb				1	3	278	H	La Salle			
11	A	Coastal Caro.				5	17	133	A	Gardner-Webb				0	9	286	A	UNC Asheville			
11	A	Coastal Caro.				5	2	28	H	UNCW				1	5	286	A	UNC Asheville			
11	A	Coastal Caro.				0	4									286	A	UNC Asheville			
29	H	East Carolina				5	1														

Non-Div. I Games:

High Point

199	H	Elon	17	16
133	A	Gardner-Webb	5	2

H  
i  
g  
h  
P  
o  
i  
n  
t

H  
i  
g  
h  
P  
o  
i  
n  
t

Average RPI Win: 106		WON-LOST	WINNING	LAST 15	STRENGTH OF		OPP. STRENGTH	TEAM	ADJ		CONF.	ADJ CONF.
Average RPI Loss: 100		RECORD	PCT. RANK	GAMES	SCHEDULE		OF SCHEDULE	RPI	RPI		RPI	RPI
DIV. I ONLY		22-18-0	.55	112	1-0-0		29	82	59		7	7
DIV. I NON-CONF.		15-13-0	.53571	134	1-0-0		8	80	45		7	7
TOTALS		RPI 1-25	RPI 26-50		W-L RECORDS		RPI 51-100		RPI 101-150		RPI 150+	
22-18-0		0-0-0	4-6-0		OVERALL		11-5-0		3-3-0		4-4-0	
13-6-0		0-0-0	2-1-0		HOME		5-2-0		3-1-0		3-2-0	
7-11-0		0-0-0	2-5-0		AWAY		4-3-0		0-2-0		1-1-0	
2-1-0		0-0-0	0-0-0		NEUTRAL		2-0-0		0-0-0		0-1-0	
15-13-0		0-0-0	3-4-0		NON-CONFERENCE		7-3-0		3-3-0		2-3-0	
8-5-0		0-0-0	2-1-0		HOME		2-2-0		3-1-0		1-1-0	
5-7-0		0-0-0	1-0-		AWAY		3-1-0		0-2-0		1-1-0	
2-1-0		0-0-0	0-0-0		NEUTRAL		2-0-0		0-0-0		0-1-0	
7-5-0		0-0-0	1-2-0		CONFERENCE		4-2-0		0-0-0		2-1-0	
5-1-0		0-0-0	0-0-0		HOME		3-0-0		0-0-0		2-1-0	
2-4-0		0-0-0	1-2-0		AWAY		1-2-0		0-0-0		0-0-0	
0-0-0		0-0-0	0-0-0		NEUTRAL		0-0-0		0-0-0		0-0-0	
RPI S	Opponent	Score	RPI S	Opponent	Score	RPI S	Opponent	Score	RPI S	Opponent	Score	
			29 A	East Carolina	3 4	58 H	High Point	2 7	110 A	UC Irvine	5 9	
			32 H	Bryant	5 3	58 H	High Point	13 5	134 H	Rhode Island	1 2	
			32 H	Bryant	8 6	58 H	High Point	3 4	134 H	Rhode Island	13 10	
			32 H	Bryant	0 2	60 A	Cal St. Fullerton	8 4	134 H	Rhode Island	1 0	
			33 A	Minnesota	4 6	60 A	Cal St. Fullerton	2 3	135 A	Liberty	4 5	
			33 A	Minnesota	5 9	60 A	Cal St. Fullerton	1 0	135 H	Liberty	10 9	
			33 A	Minnesota	4 2	61 N	Southeastern La.	8 1	176 A	Delaware	7 12	
			49 A	Alabama	1 3	65 N	Tennessee	10 9	176 N	Delaware	8 10	
			49 A	Alabama	1 5	88 A	VCU	7 1	198 A	James Madison	19 12	
			49 A	Alabama	9 5	88 H	VCU	8 1	198 H	James Madison	5 2	
						94 A	Iowa	1 4	209 H	George Washington	10 19	
						94 A	Iowa	1 8	263 H	Purdue	1 7	
						94 A	Iowa	4 1	263 H	Purdue	6 0	
						99 H	Ohio St.	2 1	263 H	Purdue	11 3	
						99 H	Ohio St.	5 4				
						99 H	Ohio St.	3 0				
LAST 15 GAMES												
			88 A	VCU	7 1	33 A	Minnesota	5 9				
			198 A	James Madison	19 12	99 H	Ohio St.	5 4				
			263 H	Purdue	11 3	99 H	Ohio St.	2 1				
			263 H	Purdue	6 0							
			263 H	Purdue	1 7							

Non-Div. I Games:

Maryland

33 A Minnesota	4	6
33 A Minnesota	4	2

M  
a  
r  
y  
l  
a  
n  
d

M  
a  
r  
y  
l  
a  
n  
d

Average RPI Win:	131	WON-LOST RECORD	WINNING PCT. RANK	LAST 15 GAMES	STRENGTH OF SCHEDULE	OPP. STRENGTH OF SCHEDULE	TEAM RPI	ADJ RPI	CONF. RPI	ADJ CONF. RPI						
DIV. I ONLY		25-14-0	.64103	53	12-3-0	88	32	60	.55091	60	8	8				
DIV. I NON-CONF.		17-10-0	.62963	70	5-1-0	96	8	62	.54923	62	10	10				
<hr/>																
TOTALS	RPI 1-25	RPI 26-50		W-L RECORDS		RPI 51-100		RPI 101-150		RPI 150+						
25-14-0	2-2-0	0-0-0		OVERALL		6-10-0		9-2-0		8-0-0						
19-7-0	0-0-0	0-0-0		HOME		3-6-0		9-1-0		7-0-0						
6-7-0	2-2-0	0-0-0		AWAY		3-4-0		0-1-0		1-0-0						
0-0-0	0-0-0	0-0-0		NEUTRAL		0-0-0		0-0-0		0-0-0						
17-10-0	2-2-0	0-0-0		NON-CONFERENCE		4-6-0		6-2-0		5-0-0						
12-5-0	0-0-0	0-0-0		HOME		2-4-0		6-1-0		4-0-0						
5-5-0	2-2-0	0-0-		AWAY		2-2-0		0-1-0		1-0-0						
0-0-0	0-0-0	0-0-0		NEUTRAL		0-0-0		0-0-0		0-0-0						
8-4-0	0-0-0	0-0-0		CONFERENCE		2-4-0		3-0-0		3-0-0						
7-2-0	0-0-0	0-0-0		HOME		1-2-0		3-0-0		3-0-0						
1-2-0	0-0-0	0-0-0		AWAY		1-2-0		0-0-0		0-0-0						
0-0-0	0-0-0	0-0-0		NEUTRAL		0-0-0		0-0-0		0-0-0						
RPI	S	Opponent	Score		RPI	S	Opponent	Score		RPI	S	Opponent	Score			
14	A	Texas Tech	7	3						59	H	Maryland	0	1		
14	A	Texas Tech	4	1						59	H	Maryland	4	8		
14	A	Texas Tech	5	6						59	H	Maryland	3	2		
23	A	Arizona	0	2						67	A	UCLA	14	7		
										67	H	UCLA	10	7		
										68	A	Cal Poly	3	6		
										68	A	Cal Poly	0	1		
										68	A	Cal Poly	2	1		
										70	H	Long Beach St.	4	5		
										70	H	Long Beach St.	4	2		
										70	H	Long Beach St.	4	5		
										89	H	Arizona St.	3	5		
										89	H	Arizona St.	1	2		
										91	A	Stanford	1	2		
										91	A	Stanford	0	2		
										91	A	Stanford	4	3		
												253	A	CSU Bakersfield	8	3
												264	H	UC Davis	13	3
												264	H	UC Davis	3	2
												264	H	UC Davis	10	0
<hr/>																
LAST 15 GAMES																
					67	H	UCLA	10	7	264	H	UC Davis	10	0		
					141	H	UNLV	0	2	68	A	Cal Poly	3	6		
					141	H	UNLV	6	0	68	A	Cal Poly	0	1		
					141	H	UNLV	12	4							
					253	A	CSU Bakersfield	8	3							

Non-Div. I Games:

Cal St. Fullerton

264 H UC Davis	13	3
264 H UC Davis	3	2

C  
a  
l  
S  
t  
.  
F  
u  
l  
l  
e  
r  
t  
o  
n

C  
a  
l  
S  
t  
.  
F  
u  
l  
l  
e  
r  
t  
o  
n



Average RPI Win:		161	WON-LOST RECORD		WINNING PCT. RANK		LAST 15 GAMES		STRENGTH OF SCHEDULE		OPP. STRENGTH OF SCHEDULE		TEAM RPI		ADJ RPI		CONF. RPI		ADJ CONF. RPI	
DIV. I ONLY			28-13-0		.68293 36		8-7-0		143		64		61		.55089 61		12		12	
DIV. I NON-CONF.			13-10-0		.56522 109		2-4-0		45		32		75		.53978 75		12		12	
TOTALS		RPI 1-25		RPI 26-50		W-L RECORDS		RPI 51-100		RPI 101-150		RPI 150+								
28-13-0		2-4-0		5-3-0		OVERALL		4-4-0		2-1-0		15-1-0								
16-6-0		1-2-0		2-0-0		HOME		1-2-0		2-1-0		10-1-0								
11-6-0		1-2-0		3-3-0		AWAY		2-1-0		0-0-0		5-0-0								
1-1-0		0-0-0		0-0-0		NEUTRAL		1-1-0		0-0-0		0-0-0								
13-10-0		2-4-0		3-2-0		NON-CONFERENCE		2-3-0		2-1-0		4-0-0								
9-5-0		1-2-0		2-0-0		HOME		1-2-0		2-1-0		3-0-0								
3-4-0		1-2-0		1-0-		AWAY		0-0-0		0-0-0		1-0-0								
1-1-0		0-0-0		0-0-0		NEUTRAL		1-1-0		0-0-0		0-0-0								
15-3-0		0-0-0		2-1-0		CONFERENCE		2-1-0		0-0-0		11-1-0								
7-1-0		0-0-0		0-0-0		HOME		0-0-0		0-0-0		7-1-0								
8-2-0		0-0-0		2-1-0		AWAY		2-1-0		0-0-0		4-0-0								
0-0-0		0-0-0		0-0-0		NEUTRAL		0-0-0		0-0-0		0-0-0								
RPI	S	Opponent		Score		RPI	S	Opponent		Score		RPI	S	Opponent		Score				
16	A	La.-Lafayette		1 4		29	A	East Carolina		1 2		59	N	Maryland		1 8				
16	H	La.-Lafayette		16 5		31	A	Tulane		7 6		65	N	Tennessee		5 4				
16	H	La.-Lafayette		4 5		31	H	Tulane		13 4		77	A	McNeese St.		6 7				
17	A	LSU		4 11		36	A	South Ala.		1 2		77	A	McNeese St.		8 7				
18	A	Southern Miss.		4 2		36	H	South Ala.		9 2		77	A	McNeese St.		4 0				
18	H	Southern Miss.		7 9		46	A	Northwestern St.		2 1		84	H	Troy		1 5				
						46	A	Northwestern St.		8 5		84	H	Troy		7 2				
						46	A	Northwestern St.		2 3		84	H	Troy		2 3				
								LAST 15 GAMES												
						77	A	McNeese St.		6 7		36	A	South Ala.		1 2				
						77	A	McNeese St.		4 0		46	A	Northwestern St.		2 3				
						77	A	McNeese St.		8 7		46	A	Northwestern St.		8 5				
						17	A	LSU		4 11										
						16	H	La.-Lafayette		4 5										

16	H	La.-Lafayette	16	5
16	A	La.-Lafayette	1	4

S  
o  
u  
t  
h  
e  
a  
s  
t  
e  
r  
n  
L  
a  
.

S  
o  
u  
t  
h  
e  
a  
s  
t  
e  
r  
n  
L  
a  
.

Average RPI Win:		156	WON-LOST RECORD		WINNING PCT. RANK	LAST 15 GAMES	STRENGTH OF SCHEDULE		OPP. STRENGTH OF SCHEDULE	TEAM RPI	ADJ RPI	CONF. RPI	ADJ CONF. RPI				
Average RPI Loss:		95															
DIV. I ONLY			25-14-0		.64103	53	9-6-0		105	86	62	.55081	62	17	17		
DIV. I NON-CONF.			18-11-0		.62069	78	2-4-0		150	82	80	.53783	80	17	17		
TOTALS		RPI 1-25		RPI 26-50		W-L RECORDS		RPI 51-100		RPI 101-150		RPI 150+					
25-14-0		2-4-0		1-2-0		OVERALL		7-3-0		2-1-0		13-4-0					
16-5-0		0-0-0		0-0-0		HOME		5-1-0		2-1-0		9-3-0					
9-9-0		2-4-0		1-2-0		AWAY		2-2-0		0-0-0		4-1-0					
0-0-0		0-0-0		0-0-0		NEUTRAL		0-0-0		0-0-0		0-0-0					
18-11-0		2-4-0		1-2-0		NON-CONFERENCE		2-1-0		2-1-0		11-3-0					
11-4-0		0-0-0		0-0-0		HOME		0-0-0		2-1-0		9-3-0					
7-7-0		2-4-0		1-0-		AWAY		2-1-0		0-0-0		2-0-0					
0-0-0		0-0-0		0-0-0		NEUTRAL		0-0-0		0-0-0		0-0-0					
7-3-0		0-0-0		0-0-0		CONFERENCE		5-2-0		0-0-0		2-1-0					
5-1-0		0-0-0		0-0-0		HOME		5-1-0		0-0-0		0-0-0					
2-2-0		0-0-0		0-0-0		AWAY		0-1-0		0-0-0		2-1-0					
0-0-0		0-0-0		0-0-0		NEUTRAL		0-0-0		0-0-0		0-0-0					
RPI	S	Opponent		Score		RPI	S	Opponent		Score		RPI	S	Opponent		Score	
1	A	Florida		2	7	29	A	East Carolina		3	6	64	A	North Florida		6	10
1	A	Florida		1	3	29	A	East Carolina		0	13	64	H	North Florida		4	7
6	A	Florida St.		7	3	29	A	East Carolina		8	6	64	H	North Florida		8	0
21	A	Creighton		1	2							64	H	North Florida		6	2
21	A	Creighton		4	3							92	H	FGCU		5	0
21	A	Creighton		0	4							92	H	FGCU		4	3
												92	H	FGCU		6	3
												99	A	Samford		9	2
												99	A	Samford		7	2
												99	A	Samford		5	8

Non-Div. I Games:

Jacksonville

230 A Lipscomb	2	0
230 A Lipscomb	7	5

J  
a  
c  
k  
s  
o  
n  
v  
i  
l  
l  
e

J  
a  
c  
k  
s  
o  
n  
v  
i  
l  
l  
e

Average RPI Win:		124	WON-LOST RECORD		WINNING PCT. RANK		LAST 15 GAMES		STRENGTH OF SCHEDULE		OPP. STRENGTH OF SCHEDULE		TEAM RPI		ADJ RPI		CONF. RPI		ADJ CONF. RPI				
DIV. I ONLY			25-16-0		.60976 77		6-9-0		64		58		63		.54962 63		3		3				
DIV. I NON-CONF.			17-6-0		.73913 31		1-2-0		106		85		38		.5676 38		4		4				
TOTALS		RPI 1-25		RPI 26-50		W-L RECORDS		RPI 51-100		RPI 101-150		RPI 150+											
25-16-0		2-4-0		0-3-0		OVERALL		10-3-0		6-2-0		7-4-0											
15-8-0		0-1-0		0-3-0		HOME		7-1-0		2-0-0		6-3-0											
7-8-0		1-3-0		0-0-0		AWAY		2-2-0		4-2-0		0-1-0											
3-0-0		1-0-0		0-0-0		NEUTRAL		1-0-0		0-0-0		1-0-0											
17-6-0		2-1-0		0-0-0		NON-CONFERENCE		6-1-0		3-2-0		6-2-0											
11-3-0		0-1-0		0-0-0		HOME		4-1-0		2-0-0		5-1-0											
3-3-0		1-0-0		0-0-		AWAY		1-0-0		1-2-0		0-1-0											
3-0-0		1-0-0		0-0-0		NEUTRAL		1-0-0		0-0-0		1-0-0											
8-10-0		0-3-0		0-3-0		CONFERENCE		4-2-0		3-0-0		1-2-0											
4-5-0		0-0-0		0-3-0		HOME		3-0-0		0-0-0		1-2-0											
4-5-0		0-3-0		0-0-0		AWAY		1-2-0		3-0-0		0-0-0											
0-0-0		0-0-0		0-0-0		NEUTRAL		0-0-0		0-0-0		0-0-0											
RPI	S	Opponent		Score		RPI	S	Opponent		Score		RPI	S	Opponent		Score		RPI	S	Opponent		Score	
8	N	North Carolina St.		5	0	35	H	Fla. Atlantic		7	10	56	A	Louisiana Tech		0	12	113	A	West Virginia		5	4
19	A	Rice		1	3	35	H	Fla. Atlantic		0	11	56	A	Louisiana Tech		4	2	113	A	West Virginia		5	6
19	A	Rice		2	6	35	H	Fla. Atlantic		1	3	56	A	Louisiana Tech		4	11	113	A	West Virginia		3	4
19	A	Rice		2	8							73	H	Rutgers		4	2	122	A	FIU		10	2
24	A	Virginia		5	4							73	H	Rutgers		7	4	122	A	FIU		11	1
24	H	Virginia		4	8							73	H	Rutgers		2	5	122	A	FIU		12	11
												75	H	Western Ky.		8	3	124	H	William & Mary		7	1
												75	H	Western Ky.		4	2	135	H	Liberty		7	6
												75	H	Western Ky.		12	8	152	H	UTSA		5	2
												78	N	Kent St.		2	0	152	H	UTSA		0	3
												88	A	VCU		3	1	152	H	UTSA		2	7
												95	H	Princeton		7	6	176	H	Delaware		10	4
												95	H	Princeton		10	4	190	H	Virginia Tech		1	22
																		212	H	Manhattan		6	5
																		233	A	VMI		6	8
																		233	H	VMI		6	5
																		233	H	VMI		8	2
																		250	N	Appalachian St.		12	3
																		284	H	Norfolk St.		5	3
LAST 15 GAMES																							
		24 H Virginia		4	8			152 H UTSA		5	2												
		56 A Louisiana Tech		0	12			122 A FIU		11	1												
		56 A Louisiana Tech		4	2			122 A FIU		10	2												
		56 A Louisiana Tech		4	11																		
		233 A VMI		6	8																		

Non-Div. I Games:

Old Dominion

152 H UTSA	2	7
152 H UTSA	0	3

O  
l  
d  
D  
o  
m  
i  
n  
i  
o  
n

O  
l  
d  
D  
o  
m  
i  
n  
i  
o  
n

Average RPI Win: 170		WON-LOST RECORD		WINNING PCT. RANK		LAST 15 GAMES		STRENGTH OF SCHEDULE		OPP. STRENGTH OF SCHEDULE		TEAM RPI		ADJ RPI		CONF. RPI		ADJ CONF. RPI	
DIV. I ONLY		26-14-0		.65 48		11-4-0		58		186		64		.54871 64		17		17	
DIV. I NON-CONF.		20-10-0		.66667 55		6-0-0		69		227		72		.54169 72		17		17	
TOTALS		RPI 1-25		RPI 26-50		W-L RECORDS		RPI 51-100		RPI 101-150		RPI 150+							
26-14-0		0-2-0		3-0-0		OVERALL		2-5-0		1-1-0		20-6-0							
20-7-0		0-1-0		3-0-0		HOME		1-3-0		1-0-0		15-3-0							
6-7-0		0-1-0		0-0-0		AWAY		1-2-0		0-1-0		5-3-0							
0-0-0		0-0-0		0-0-0		NEUTRAL		0-0-0		0-0-0		0-0-0							
20-10-0		0-2-0		3-0-0		NON-CONFERENCE		0-3-0		1-1-0		16-4-0							
16-7-0		0-1-0		3-0-0		HOME		0-3-0		1-0-0		12-3-0							
4-3-0		0-1-0		0-0-		AWAY		0-0-0		0-1-0		4-1-0							
0-0-0		0-0-0		0-0-0		NEUTRAL		0-0-0		0-0-0		0-0-0							
6-4-0		0-0-0		0-0-0		CONFERENCE		2-2-0		0-0-0		4-2-0							
4-0-0		0-0-0		0-0-0		HOME		1-0-0		0-0-0		3-0-0							
2-4-0		0-0-0		0-0-0		AWAY		1-2-0		0-0-0		1-2-0							
0-0-0		0-0-0		0-0-0		NEUTRAL		0-0-0		0-0-0		0-0-0							
RPI	S	Opponent		Score		RPI	S	Opponent		Score		RPI	S	Opponent		Score			
1	A	Florida		4	5	28	H	UNCW		3	2	62	A	Jacksonville		2	6		
1	H	Florida		2	6	28	H	UNCW		12	11	62	A	Jacksonville		7	4		
						28	H	UNCW		13	1	62	A	Jacksonville		0	8		
												62	H	Jacksonville		10	6		
												74	H	Hartford		8	9		
												74	H	Hartford		1	2		
												74	H	Hartford		2	3		
														156 H Stetson		5	0		
														156 H Stetson		5	3		
														156 H Stetson		6	2		
														168 A Florida A&M		9	6		
														168 H Florida A&M		15	0		
														172 A South Fla.		7	5		
														172 H South Fla.		7	6		
														196 A Kennesaw St.		1	2		
														196 A Kennesaw St.		4	10		
														196 A Kennesaw St.		9	2		
														201 A Bethune-Cookman		13	1		
														201 A Bethune-Cookman		1	4		
														201 H Bethune-Cookman		12	6		
														209 H George Washington		10	7		
														209 H George Washington		6	7		
														209 H George Washington		2	0		
														216 H Quinnipiac		6	5		
														216 H Quinnipiac		12	8		
														216 H Quinnipiac		0	3		
														225 H Penn		17	5		
														225 H Penn		2	3		
														225 H Penn		5	3		
														231 H Dartmouth		17	3		
														231 H Dartmouth		8	6		
														287 A Savannah St.		7	3		
				LAST 15 GAMES															
				287	A	Savannah St.		7	3	62	A	Jacksonville		2	6	225	H	Penn	
				119	H	UCF		4	3	62	A	Jacksonville		7	4	225	H	Penn	
				156	H	Stetson		5	0	168	A	Florida A&M		9	6	231	H	Dartmouth	
				156	H	Stetson		5	3							231	H	Dartmouth	
				156	H	Stetson		6	2							287	A	Savannah St.	

Non-Div. I Games:

North Florida

172	A	South Fla.	7	5
62	A	Jacksonville	0	8

RPI	S	Opponent	Score	
287	H	Savannah St.	7	4

North Florida

N  
o  
r  
t  
h  
F  
l  
o  
r  
i  
d  
a

N  
o  
r  
t  
h  
F  
l  
o  
r  
i  
d  
a



Average RPI Win:		144	WON-LOST RECORD		WINNING PCT. RANK		LAST 15 GAMES		STRENGTH OF SCHEDULE		OPP. STRENGTH OF SCHEDULE		TEAM RPI		ADJ RPI		CONF. RPI		ADJ CONF. RPI					
DIV. I ONLY			24-18-0		.57143		97		7-8-0		41		54		65		.54868		65		1		1	
DIV. I NON-CONF.			18-6-0		.75		28		4-1-0		189		184		68		.54445		68		2		2	
TOTALS		RPI 1-25		RPI 26-50				W-L RECORDS				RPI 51-100				RPI 101-150				RPI 150+				
24-18-0		3-6-0		3-4-0				OVERALL				1-3-0				7-4-0				10-1-0				
13-8-0		3-3-0		1-2-0				HOME				0-1-0				5-2-0				4-0-0				
7-7-0		0-3-0		2-2-0				AWAY				0-0-0				2-2-0				3-0-0				
4-3-0		0-0-0		0-0-0				NEUTRAL				1-2-0				0-0-0				3-1-0				
18-6-0		0-0-0		1-0-0				NON-CONFERENCE				1-3-0				6-2-0				10-1-0				
9-3-0		0-0-0		0-0-0				HOME				0-1-0				5-2-0				4-0-0				
5-0-0		0-0-0		1-0-				AWAY				0-0-0				1-0-0				3-0-0				
4-3-0		0-0-0		0-0-0				NEUTRAL				1-2-0				0-0-0				3-1-0				
6-12-0		3-6-0		2-4-0				CONFERENCE				0-0-0				1-2-0				0-0-0				
4-5-0		3-3-0		1-2-0				HOME				0-0-0				0-0-0				0-0-0				
2-7-0		0-3-0		1-2-0				AWAY				0-0-0				1-2-0				0-0-0				
0-0-0		0-0-0		0-0-0				NEUTRAL				0-0-0				0-0-0				0-0-0				
RPI	S	Opponent		Score		RPI	S	Opponent		Score		RPI	S	Opponent		Score		RPI	S	Opponent		Score		
3	A	South Carolina		4	7	29	A	East Carolina		5	2	52	N	St. Mary's (CA)		6	3	110	H	UC Irvine		0	2	
3	A	South Carolina		3	4	37	H	Kentucky		4	5	59	N	Maryland		9	10	110	H	UC Irvine		14	4	
3	A	South Carolina		6	7	37	H	Kentucky		14	5	61	N	Southeastern La.		4	5	110	H	UC Irvine		12	1	
7	H	Ole Miss		7	10	37	H	Kentucky		2	10	75	H	Western Ky.		0	6	114	H	Morehead St.		6	5	
7	H	Ole Miss		4	6	49	A	Alabama		3	11							116	A	Auburn		13	4	
7	H	Ole Miss		3	2	49	A	Alabama		3	7							116	A	Auburn		0	2	
15	H	Vanderbilt		0	6	49	A	Alabama		6	3							116	A	Auburn		6	7	
15	H	Vanderbilt		5	3													125	H	Cincinnati		7	1	
15	H	Vanderbilt		2	1													137	A	Middle Tenn.		4	2	
																		137	H	Middle Tenn.		9	2	
																		148	H	Alabama St.		0	3	
																		171	A	Grand Canyon		25	8	
																		215	H	Eastern Ky.		4	3	
																		219	N	Memphis		5	2	
																		219	N	Memphis		8	4	
																		219	N	Memphis		8	13	
																		223	H	Tennessee Tech		9	1	
																		250	H	Appalachian St.		7	5	
																		252	N	Central Mich.		20	1	
																		275	A	ETSU		11	2	
																		286	A	UNC Asheville		7	3	
																		286	H	UNC Asheville		11	0	
						LAST 15 GAMES																		
						148	H	Alabama St.		0	3	116	A	Auburn		0	2							
						215	H	Eastern Ky.		4	3	116	A	Auburn		13	4							
						15	H	Vanderbilt		5	3	250	H	Appalachian St.		7	5							
						15	H	Vanderbilt		2	1													
						15	H	Vanderbilt		0	6													

Non-Div. I Games:

Tennessee

137	A	Middle Tenn.	4	2
116	A	Auburn	6	7

T  
e  
n  
n  
e  
s  
s  
e  
e

T  
e  
n  
n  
e  
s  
s  
e  
e



217	A	Belmont	6	3
217	A	Belmont	6	5

RPI	S	Opponent	Score	
290	H	Alcorn	12	0

Austin Peay

A  
u  
s  
t  
i  
n  
P  
e  
a  
y

A  
u  
s  
t  
i  
n  
P  
e  
a  
y

UCLA

43 A Washington	4	7
43 A Washington	7	8

U  
C  
L  
A

U  
C  
L  
A

Average RPI Win:		128	WON-LOST RECORD		WINNING PCT. RANK		LAST 15 GAMES		STRENGTH OF SCHEDULE		OPP. STRENGTH OF SCHEDULE		TEAM RPI		ADJ RPI		CONF. RPI		ADJ CONF. RPI					
DIV. I ONLY			25-14-0		.64103		53		8-7-0		111		47		68		.54626		68		8		8	
DIV. I NON-CONF.			18-12-0		.6		87		1-5-0		204		38		125		.51651		125		10		10	
TOTALS		RPI 1-25		RPI 26-50				W-L RECORDS				RPI 51-100				RPI 101-150				RPI 150+				
25-14-0		3-0-0		1-2-0				OVERALL				4-3-0				6-3-0				11-6-0				
18-6-0		3-0-0		1-1-0				HOME				4-3-0				4-0-0				6-2-0				
7-8-0		0-0-0		0-1-0				AWAY				0-0-0				2-3-0				5-4-0				
0-0-0		0-0-0		0-0-0				NEUTRAL				0-0-0				0-0-0				0-0-0				
18-12-0		0-0-0		1-2-0				NON-CONFERENCE				2-2-0				6-3-0				9-5-0				
13-5-0		0-0-0		1-1-0				HOME				2-2-0				4-0-0				6-2-0				
5-7-0		0-0-0		0-0-				AWAY				0-0-0				2-3-0				3-3-0				
0-0-0		0-0-0		0-0-0				NEUTRAL				0-0-0				0-0-0				0-0-0				
7-2-0		3-0-0		0-0-0				CONFERENCE				2-1-0				0-0-0				2-1-0				
5-1-0		3-0-0		0-0-0				HOME				2-1-0				0-0-0				0-0-0				
2-1-0		0-0-0		0-0-0				AWAY				0-0-0				0-0-0				2-1-0				
0-0-0		0-0-0		0-0-0				NEUTRAL				0-0-0				0-0-0				0-0-0				
RPI	S	Opponent		Score		RPI	S	Opponent		Score		RPI	S	Opponent		Score		RPI	S	Opponent		Score		
9	H	UC Santa Barbara		7	0	26	H	Michigan		5	1	60	H	Cal St. Fullerton		1	2	112	A	Pepperdine		4	12	
9	H	UC Santa Barbara		4	3	40	A	California		4	5	60	H	Cal St. Fullerton		6	3	112	H	Pepperdine		6	5	
9	H	UC Santa Barbara		10	5	40	H	California		1	7	60	H	Cal St. Fullerton		1	0	130	A	Sacramento St.		6	4	
												67	H	UCLA		6	2	130	A	Sacramento St.		4	0	
												67	H	UCLA		0	19	130	A	Sacramento St.		2	3	
												67	H	UCLA		6	7	139	H	San Francisco		10	5	
												81	H	Fresno St.		7	1	139	H	San Francisco		2	1	
																		139	H	San Francisco		7	6	
																		147	A	Santa Clara		1	10	
																		166	A	Wichita St.		7	2	
																		166	A	Wichita St.		7	6	
																		166	A	Wichita St.		0	6	
																		171	A	Grand Canyon		7	0	
																		171	A	Grand Canyon		3	16	
																		171	A	Grand Canyon		2	3	
																		180	A	Hawaii		5	4	
																		180	A	Hawaii		5	2	
																		180	A	Hawaii		3	6	
																		186	H	San Jose St.		7	4	
																		186	H	San Jose St.		5	8	
																		186	H	San Jose St.		7	9	
																		194	H	Pacific		6	2	
																		194	H	Pacific		7	6	
																		194	H	Pacific		6	3	
																		194	H	Pacific		19	2	
																		253	H	CSU Bakersfield		8	4	
				LAST 15 GAMES																				
						40	A	California		4	5	180	A	Hawaii		3	6	194	H	Pacific		7	6	
						9	H	UC Santa Barbara		4	3	40	H	California		1	7	194	H	Pacific		6	3	
						9	H	UC Santa Barbara		10	5	60	H	Cal St. Fullerton		6	3	194	H	Pacific		19	2	
						9	H	UC Santa Barbara		7	0							253	H	CSU Bakersfield		8	4	
						81	H	Fresno St.		7	1													

Non-Div. I Games:

Cal Poly

180 A Hawaii	5	2
180 A Hawaii	5	4

C  
a  
l  
P  
o  
l  
y

C  
a  
l  
P  
o  
l  
y



Average RPI Win:		183	WON-LOST		WINNING		LAST 15		STRENGTH OF		OPP. STRENGTH		TEAM		ADJ		CONF.		ADJ CONF.				
Average RPI Loss:		97	RECORD		PCT. RANK		GAMES		SCHEDULE		OF SCHEDULE		RPI		RPI		RPI		RPI				
DIV. I ONLY			28-12-0		.7		31		11-4-0		229		70		69		.5458		69				
DIV. I NON-CONF.			16-9-0		.64		65		5-2-0		172		11		47		.55874		47				
TOTALS		RPI 1-25		RPI 26-50		W-L RECORDS		RPI 51-100		RPI 101-150		RPI 150+											
28-12-0		2-5-0		0-0-0		OVERALL		2-3-0		3-0-0		21-4-0											
9-3-0		0-0-0		0-0-0		HOME		0-0-0		0-0-0		9-3-0											
18-9-0		2-5-0		0-0-0		AWAY		2-3-0		2-0-0		12-1-0											
1-0-0		0-0-0		0-0-0		NEUTRAL		0-0-0		1-0-0		0-0-0											
16-9-0		2-5-0		0-0-0		NON-CONFERENCE		0-2-0		3-0-0		11-2-0											
4-2-0		0-0-0		0-0-0		HOME		0-0-0		0-0-0		4-2-0											
11-7-0		2-5-0		0-0-		AWAY		0-2-0		2-0-0		7-0-0											
1-0-0		0-0-0		0-0-0		NEUTRAL		0-0-0		1-0-0		0-0-0											
12-3-0		0-0-0		0-0-0		CONFERENCE		2-1-0		0-0-0		10-2-0											
5-1-0		0-0-0		0-0-0		HOME		0-0-0		0-0-0		5-1-0											
7-2-0		0-0-0		0-0-0		AWAY		2-1-0		0-0-0		5-1-0											
0-0-0		0-0-0		0-0-0		NEUTRAL		0-0-0		0-0-0		0-0-0											
RPI	S	Opponent		Score		RPI	S	Opponent		Score		RPI	S	Opponent		Score							
2	A	Louisville		1	9							58	A	High Point		6	11	125	A	Cincinnati			
8	A	North Carolina St.		1	6							58	A	High Point		4	5	125	N	Cincinnati			
8	A	North Carolina St.		10	8							82	A	Valparaiso		2	3	150	A	Miami (OH)			
8	A	North Carolina St.		4	8							82	A	Valparaiso		7	3	153	A	Milwaukee			
25	A	Georgia		1	5							82	A	Valparaiso		9	6	153	A	Milwaukee			
25	A	Georgia		3	1													165	H	Eastern Mich.			
25	A	Georgia		3	4													165	H	Eastern Mich.			
																		170	A	Xavier			
																		170	H	Xavier			
																		199	A	Elon			
																		199	A	Elon			
																		199	A	Elon			
																		199	A	Elon			
																		232	A	Toledo			
																		232	H	Toledo			
																		232	H	Toledo			
																		241	A	Youngstown St.			
																		241	A	Youngstown St.			
																		241	H	Youngstown St.			
																		241	H	Youngstown St.			
																		241	H	Youngstown St.			
																		246	A	Northern Ky.			
																		246	A	Northern Ky.			
																		246	H	Northern Ky.			
																		246	H	Northern Ky.			
																		246	H	Northern Ky.			
																		258	A	Dayton			
LAST 15 GAMES																							
						246	A	Northern Ky.		13	3	232	H	Toledo		8	1	246	A	Northern Ky.			
						246	A	Northern Ky.		5	2	150	A	Miami (OH)		4	0	246	H	Northern Ky.			
						241	A	Youngstown St.		10	0	125	N	Cincinnati		6	1	246	H	Northern Ky.			
						241	A	Youngstown St.		7	3							246	H	Northern Ky.			
						261	H	Bowling Green		6	7												

Non-Div. I Games:

Wright St.

Wright St.

232	A	Toledo	11	5
232	H	Toledo	3	9

Through Games Of April 28, 2016

RPI	S	Opponent	Score	
261	H	Bowling Green	6	7

Wright St.

W  
r  
i  
g  
h  
t  
S  
t  
.

W  
r  
i  
g  
h  
t  
S  
t  
.

Average RPI Win:	117	WON-LOST	WINNING	LAST 15	STRENGTH OF	OPP. STRENGTH	TEAM	ADJ	CONF.	ADJ CONF.	
Average RPI Loss:	115	RECORD	PCT. RANK	GAMES	SCHEDULE	OF SCHEDULE	RPI	RPI	RPI	RPI	
DIV. I ONLY	23-16-0	.58974	88	7-8-0	45	133	70	.54578	70	8	8
DIV. I NON-CONF.	15-9-0	.625	72	1-2-0	141	107	110	.52419	110	10	10
<hr/>											
TOTALS	RPI 1-25	RPI 26-50		W-L RECORDS		RPI 51-100		RPI 101-150		RPI 150+	
23-16-0	1-2-0	0-0-0		OVERALL		9-4-0		6-5-0		7-5-0	
15-8-0	1-2-0	0-0-0		HOME		6-2-0		2-2-0		6-2-0	
8-8-0	0-0-0	0-0-0		AWAY		3-2-0		4-3-0		1-3-0	
0-0-0	0-0-0	0-0-0		NEUTRAL		0-0-0		0-0-0		0-0-0	
<hr/>											
15-9-0	0-0-0	0-0-0		NON-CONFERENCE		7-3-0		2-3-0		6-3-0	
12-5-0	0-0-0	0-0-0		HOME		6-2-0		0-1-0		6-2-0	
3-4-0	0-0-0	0-0-		AWAY		1-1-0		2-2-0		0-1-0	
0-0-0	0-0-0	0-0-0		NEUTRAL		0-0-0		0-0-0		0-0-0	
<hr/>											
8-7-0	1-2-0	0-0-0		CONFERENCE		2-1-0		4-2-0		1-2-0	
3-3-0	1-2-0	0-0-0		HOME		0-0-0		2-1-0		0-0-0	
5-4-0	0-0-0	0-0-0		AWAY		2-1-0		2-1-0		1-2-0	
0-0-0	0-0-0	0-0-0		NEUTRAL		0-0-0		0-0-0		0-0-0	
<hr/>											
RPI	S	Opponent	Score	RPI	S	Opponent	Score	RPI	S	Opponent	Score
9	H	UC Santa Barbara	3 4					60	A	Cal St. Fullerton	5 4
9	H	UC Santa Barbara	2 0					60	A	Cal St. Fullerton	2 4
9	H	UC Santa Barbara	1 3					60	A	Cal St. Fullerton	5 4
								67	A	UCLA	10 1
								80	H	Nebraska	3 1
								80	H	Nebraska	2 9
								80	H	Nebraska	1 0
								81	A	Fresno St.	5 10
								81	H	Fresno St.	4 3
								89	H	Arizona St.	3 1
								89	H	Arizona St.	5 2
								89	H	Arizona St.	2 9
								97	H	Loyola Marymount	6 4
											</

Non-Div. I Games:

Long Beach St.

110 H UC Irvine	2	7
110 H UC Irvine	8	3

L  
o  
n  
g  
B  
e  
a  
c  
h  
S  
t  
.

L  
o  
n  
g  
B  
e  
a  
c  
h  
S  
t  
.

Average RPI Win:	152	WON-LOST	WINNING	LAST 15	STRENGTH OF	OPP. STRENGTH	TEAM	ADJ	CONF.	ADJ CONF.	
Average RPI Loss:	130	RECORD	PCT. RANK	GAMES	SCHEDULE	OF SCHEDULE	RPI	RPI	RPI	RPI	
DIV. I ONLY	26-14-0	.65	48	8-7-0	107	135	71	.54569	71	21	21
DIV. I NON-CONF.	12-10-0	.54545	124	3-3-0	39	96	81	.53638	81	22	22
<hr/>											
TOTALS	RPI 1-25	RPI 26-50		W-L RECORDS		RPI 51-100		RPI 101-150		RPI 150+	
26-14-0	0-0-0	1-2-0		OVERALL		10-4-0		3-4-0		12-4-0	
15-7-0	0-0-0	1-2-0		HOME		9-3-0		2-1-0		3-1-0	
11-7-0	0-0-0	0-0-0		AWAY		1-1-0		1-3-0		9-3-0	
0-0-0	0-0-0	0-0-0		NEUTRAL		0-0-0		0-0-0		0-0-0	
12-10-0	0-0-0	0-0-0		NON-CONFERENCE		7-4-0		3-4-0		2-2-0	
9-4-0	0-0-0	0-0-0		HOME		6-3-0		2-1-0		1-0-0	
3-6-0	0-0-0	0-0-		AWAY		1-1-0		1-3-0		1-2-0	
0-0-0	0-0-0	0-0-0		NEUTRAL		0-0-0		0-0-0		0-0-0	
14-4-0	0-0-0	1-2-0		CONFERENCE		3-0-0		0-0-0		10-2-0	
6-3-0	0-0-0	1-2-0		HOME		3-0-0		0-0-0		2-1-0	
8-1-0	0-0-0	0-0-0		AWAY		0-0-0		0-0-0		8-1-0	
0-0-0	0-0-0	0-0-0		NEUTRAL		0-0-0		0-0-0		0-0-0	
RPI	S	Opponent	Score	RPI	S	Opponent	Score	RPI	S	Opponent	Score
				38	H	Southeast Mo. St.	6 2				
				38	H	Southeast Mo. St.	2 11				
				38	H	Southeast Mo. St.	6 13				
								66	H	Austin Peay	25 12
								66	H	Austin Peay	6 1
								66	H	Austin Peay	8 5
								72	H	Oral Roberts	8 3
								75	H	Western Ky.	8 7
								75	H	Western Ky.	5 4
								75	H	Western Ky.	9 7
								82	H	Valparaiso	4 14
								82	H	Valparaiso	11 10
								82	H	Valparaiso	9 3
								84	A	Troy	8 7
								84	H	Troy	0 10
								99	A	Samford	7 10
								99	H	Samford	6 7

Non-Div. I Games:

Jacksonville St.

223 A Tennessee Tech	15	14
223 A Tennessee Tech	6	7

J  
a  
c  
k  
s  
o  
n  
v  
i  
l  
l  
e  
s  
t  
.

J  
a  
c  
k  
s  
o  
n  
v  
i  
l  
l  
e  
s  
t  
.

[illegible]

**Non-Div. I Games:**

Oral Roberts

202	H	Omaha	6	4
27	A	Oklahoma St.	4	0

RPI	S	Opponent	Score	
227	H	IPFW	3	6
256	A	Western Ill.	11	1
256	A	Western Ill.	6	0
256	A	Western Ill.	4	9

Oral Roberts

O  
r  
a  
l  
R  
o  
b  
e  
r  
t  
s

O  
r  
a  
l  
R  
o  
b  
e  
r  
t  
s



Average RPI Win: 170		WON-LOST RECORD		WINNING PCT. RANK		LAST 15 GAMES		STRENGTH OF SCHEDULE		OPP. STRENGTH OF SCHEDULE		TEAM RPI		ADJ RPI		CONF. RPI		ADJ CONF. RPI					
DIV. I ONLY		21-20-0		.5122 137		10-5-0		38		196		73		.54428 73		7		7					
DIV. I NON-CONF.		16-13-0		.55172 119		7-1-0		94		185		66		.54622 66		7		7					
TOTALS		RPI 1-25		RPI 26-50		W-L RECORDS		RPI 51-100		RPI 101-150		RPI 150+											
21-20-0		0-3-0		1-2-0		OVERALL		5-9-0		5-3-0		10-3-0											
12-2-0		0-0-0		0-0-0		HOME		2-1-0		4-1-0		6-0-0											
8-18-0		0-3-0		1-2-0		AWAY		3-8-0		1-2-0		3-3-0											
1-0-0		0-0-0		0-0-0		NEUTRAL		0-0-0		0-0-0		1-0-0											
16-13-0		0-3-0		1-2-0		NON-CONFERENCE		2-3-0		3-2-0		10-3-0											
8-0-0		0-0-0		0-0-0		HOME		0-0-0		2-0-0		6-0-0											
7-13-0		0-3-0		1-0-		AWAY		2-3-0		1-2-0		3-3-0											
1-0-0		0-0-0		0-0-0		NEUTRAL		0-0-0		0-0-0		1-0-0											
5-7-0		0-0-0		0-0-0		CONFERENCE		3-6-0		2-1-0		0-0-0											
4-2-0		0-0-0		0-0-0		HOME		2-1-0		2-1-0		0-0-0											
1-5-0		0-0-0		0-0-0		AWAY		1-5-0		0-0-0		0-0-0											
0-0-0		0-0-0		0-0-0		NEUTRAL		0-0-0		0-0-0		0-0-0											
RPI	S	Opponent		Score		RPI	S	Opponent		Score		RPI	S	Opponent		Score							
5	A	Miami (FL)		1	4	35	A	Fla. Atlantic		8	9	63	A	Old Dominion		2	4	111	A	Seton Hall	6	7	
5	A	Miami (FL)		1	8	35	A	Fla. Atlantic		2	3	63	A	Old Dominion		4	7	111	H	Seton Hall	3	2	
5	A	Miami (FL)		0	2	35	A	Fla. Atlantic		5	4	63	A	Old Dominion		5	2	118	A	Saint Joseph's	6	4	
												76	A	Michigan St.		4	5	118	H	Saint Joseph's	11	1	
												76	A	Michigan St.		5	6	120	H	Indiana	2	9	
												76	A	Michigan St.		2	5	120	H	Indiana	3	2	
												92	A	FGCU		9	2	120	H	Indiana	7	1	
												92	A	FGCU		6	9	145	A	Navy	2	3	
												96	H	Penn St.		5	7	157	A	Monmouth	2	12	
												96	H	Penn St.		6	4	157	H	Monmouth	20	4	
												96	H	Penn St.		5	0	197	H	Fordham	5	0	
												99	A	Ohio St.		7	4	220	A	Rider	2	3	
												99	A	Ohio St.		3	11	244	H	Villanova	6	4	
												99	A	Ohio St.		1	2	247	N	NJIT	10	3	
																		259	H	Lafayette	11	3	
																		271	H	Iona	13	8	
																		276	A	Wagner	8	0	
																		283	A	George Mason	5	6	
																		283	A	George Mason	11	5	
																		283	A	George Mason	8	6	
																		292	H	Delaware St.	12	8	
						LAST 15 GAMES																	
						244	H	Villanova		6	4	99	A	Ohio St.		3	11						
						96	H	Penn St.		5	7	99	A	Ohio St.		7	4						
						96	H	Penn St.		6	4	111	H	Seton Hall		3	2						
						96	H	Penn St.		5	0												
						276	A	Wagner		8	0												

Non-Div. I Games:

Rutgers

292	H	Delaware St.	12	8
99	A	Ohio St.	1	2

R  
u  
t  
g  
e  
r  
s

R  
u  
t  
g  
e  
r  
s

Average RPI Win: 181		WON-LOST	WINNING	LAST 15	STRENGTH OF		OPP. STRENGTH	TEAM	ADJ		CONF.	ADJ CONF.		
Average RPI Loss: 132		RECORD	PCT. RANK	GAMES	SCHEDULE		OF SCHEDULE	RPI	RPI		RPI	RPI		
DIV. I ONLY		26-12-0	.68421	35	9-6-0		203	157	74	.54252	74	20	20	
DIV. I NON-CONF.		18-5-0	.78261	18	4-1-0		135	130	14	.5919	14	21	20	
TOTALS		RPI 1-25	RPI 26-50		W-L RECORDS		RPI 51-100		RPI 101-150		RPI 150+			
26-12-0		0-3-0	1-0-0		OVERALL		4-0-0		1-3-0		20-6-0			
9-4-0		0-0-0	0-0-0		HOME		1-0-0		1-0-0		7-4-0			
17-8-0		0-3-0	1-0-0		AWAY		3-0-0		0-3-0		13-2-0			
0-0-0		0-0-0	0-0-0		NEUTRAL		0-0-0		0-0-0		0-0-0			
18-5-0		0-3-0	1-0-0		NON-CONFERENCE		4-0-0		1-0-0		12-2-0			
3-1-0		0-0-0	0-0-0		HOME		1-0-0		1-0-0		1-1-0			
15-4-0		0-3-0	1-0-		AWAY		3-0-0		0-0-0		11-1-0			
0-0-0		0-0-0	0-0-0		NEUTRAL		0-0-0		0-0-0		0-0-0			
8-7-0		0-0-0	0-0-0		CONFERENCE		0-0-0		0-3-0		8-4-0			
6-3-0		0-0-0	0-0-0		HOME		0-0-0		0-0-0		6-3-0			
2-4-0		0-0-0	0-0-0		AWAY		0-0-0		0-3-0		2-1-0			
0-0-0		0-0-0	0-0-0		NEUTRAL		0-0-0		0-0-0		0-0-0			
RPI S	Opponent		Score		RPI S	Opponent		Score		RPI S	Opponent		Score	
9 A	UC Santa Barbara		4	7	32 A	Bryant		9	8	57 H	UConn		4	3
9 A	UC Santa Barbara		6	7						64 A	North Florida		3	2
9 A	UC Santa Barbara		1	2						64 A	North Florida		2	1
										64 A	North Florida		9	8

Non-Div. I Games:

Hartford

136	A	Binghamton	9	10
136	A	Binghamton	1	12

RPI	S	Opponent	Score	
267	H	Maine	6	5
267	H	Maine	4	1
267	H	Maine	11	4

Hartford

H  
a  
r  
t  
f  
o  
r  
d

H  
a  
r  
t  
f  
o  
r  
d

Average RPI Win:	142	WON-LOST RECORD	WINNING PCT. RANK	LAST 15 GAMES	STRENGTH OF SCHEDULE	OPP. STRENGTH OF SCHEDULE	TEAM RPI	ADJ RPI	CONF. RPI	ADJ CONF. RPI		
DIV. I ONLY		23-18-0	.56098	106	8-7-0	79	38	75	.54249	75	3	3
DIV. I NON-CONF.		14-9-0	.6087	83	3-2-0	58	91	52	.55404	52	4	4
<hr/>												
TOTALS	RPI 1-25	RPI 26-50		W-L RECORDS		RPI 51-100		RPI 101-150		RPI 150+		
23-18-0	1-5-0	2-0-0		OVERALL		3-10-0		6-1-0		11-2-0		
14-6-0	0-1-0	0-0-0		HOME		2-3-0		3-0-0		9-2-0		
7-12-0	1-4-0	1-0-0		AWAY		1-7-0		2-1-0		2-0-0		
2-0-0	0-0-0	1-0-0		NEUTRAL		0-0-0		1-0-0		0-0-0		
14-9-0	1-2-0	2-0-0		NON-CONFERENCE		2-5-0		1-0-0		8-2-0		
7-4-0	0-1-0	0-0-0		HOME		1-1-0		0-0-0		6-2-0		
5-5-0	1-1-0	1-0-		AWAY		1-4-0		0-0-0		2-0-0		
2-0-0	0-0-0	1-0-0		NEUTRAL		0-0-0		1-0-0		0-0-0		
9-9-0	0-3-0	0-0-0		CONFERENCE		1-5-0		5-1-0		3-0-0		
7-2-0	0-0-0	0-0-0		HOME		1-2-0		3-0-0		3-0-0		
2-7-0	0-3-0	0-0-0		AWAY		0-3-0		2-1-0		0-0-0		
0-0-0	0-0-0	0-0-0		NEUTRAL		0-0-0		0-0-0		0-0-0		
RPI S	Opponent	Score	RPI S	Opponent	Score	RPI S	Opponent	Score	RPI S	Opponent	Score	
2 A	Louisville	2 14	36 N	South Ala.	11 10	56 H	Louisiana Tech	1 3	117 A	UAB	6 5	
2 H	Louisville	0 17	37 A	Kentucky	14 6	56 H	Louisiana Tech	9 12	117 A	UAB	2 1	
19 A	Rice	2 3				56 H	Louisiana Tech	6 3	117 A	UAB	0 2	
19 A	Rice	3 9				63 A	Old Dominion	8 12	125 N	Cincinnati	5 2	
19 A	Rice	2 5				63 A	Old Dominion	2 4	137 H	Middle Tenn.	2 1	
25 A	Georgia	8 7				63 A	Old Dominion	3 8	137 H	Middle Tenn.	10 4	
						65 A	Tennessee	6 0	137 H	Middle Tenn.	3 1	
						66 H	Austin Peay	2 16	152 H	UTSA	8 5	
						71 A	Jacksonville St.	7 9	152 H	UTSA	14 10	
						71 A	Jacksonville St.	4 5	152 H	UTSA	7 5	
						71 A	Jacksonville St.	7 8	178 H	Albany (NY)	4 7	
						86 A	Evansville	2 6	178 H	Albany (NY)	5 3	
						86 H	Evansville	6 5	178 H	Albany (NY)	12 2	
									217 A	Belmont	10 4	
									217 H	Belmont	3 2	
									230 A	Lipscomb	4 3	
									230 H	Lipscomb	6 0	
									241 H	Youngstown St.	7 8	
									241 H	Youngstown St.	11 1	
									241 H	Youngstown St.	5 3	
LAST 15 GAMES												
230 A	Lipscomb	4 3	19 A	Rice	2 5							
152 H	UTSA	8 5	19 A	Rice	3 9							
152 H	UTSA	14 10	2 A	Louisville	2 14							
152 H	UTSA	7 5										
86 A	Evansville	2 6										

Non-Div. I Games:

Western Ky.

217	H	Belmont	3	2
19	A	Rice	2	3

W  
e  
s  
t  
e  
r  
n  
K  
Y  
.

W  
e  
s  
t  
e  
r  
n  
K  
Y  
.

Average RPI Win: 159		WON-LOST RECORD		WINNING PCT. RANK		LAST 15 GAMES		STRENGTH OF SCHEDULE		OPP. STRENGTH OF SCHEDULE		TEAM RPI		ADJ RPI		CONF. RPI		ADJ CONF. RPI	
DIV. I ONLY		28-10-0		.73684 18		9-6-0		217		109		76		.54178 76		7		7	
DIV. I NON-CONF.		19-6-0		.76 26		3-2-0		247		113		79		.53819 79		7		7	
TOTALS		RPI 1-25		RPI 26-50		W-L RECORDS		RPI 51-100		RPI 101-150		RPI 150+							
28-10-0		0-1-0		1-1-0		OVERALL		8-1-0		4-2-0		15-5-0							
9-5-0		0-0-0		1-1-0		HOME		4-0-0		1-2-0		3-2-0							
7-4-0		0-0-0		0-0-0		AWAY		2-1-0		0-0-0		5-3-0							
12-1-0		0-1-0		0-0-0		NEUTRAL		2-0-0		3-0-0		7-0-0							
19-6-0		0-1-0		0-1-0		NON-CONFERENCE		3-0-0		3-0-0		13-4-0							
4-3-0		0-0-0		0-1-0		HOME		1-0-0		0-0-0		3-2-0							
3-2-0		0-0-0		0-0-		AWAY		0-0-0		0-0-0		3-2-0							
12-1-0		0-1-0		0-0-0		NEUTRAL		2-0-0		3-0-0		7-0-0							
9-4-0		0-0-0		1-0-0		CONFERENCE		5-1-0		1-2-0		2-1-0							
5-2-0		0-0-0		1-0-0		HOME		3-0-0		1-2-0		0-0-0							
4-2-0		0-0-0		0-0-0		AWAY		2-1-0		0-0-0		2-1-0							
0-0-0		0-0-0		0-0-0		NEUTRAL		0-0-0		0-0-0		0-0-0							
RPI S	Opponent	Score		RPI S	Opponent	Score		RPI S	Opponent	Score		RPI S	Opponent	Score					
18 N	Southern Miss.	0	2	26 H	Michigan	11	5	73 H	Rutgers	6	5	116 N	Auburn	3	0				
				47 H	Notre Dame	0	1	73 H	Rutgers	5	4	118 N	Saint Joseph's	8	7				
								73 H	Rutgers	5	2	119 N	UCF	6	2				
								84 N	Troy	3	0	120 H	Indiana	4	8				
								90 H	Oregon	3	2	120 H	Indiana	9	0				
								92 N	FGCU	7	6	120 H	Indiana	2	3				
								96 A	Penn St.	5	2	151 A	Furman	15	8				
								96 A	Penn St.	6	7	154 H	Oakland	1	3				
								96 A	Penn St.	7	0	158 N	Texas St.	3	2				
												165 H	Eastern Mich.	2	4				
												167 N	North Dakota St.	9	5				
												172 A	South Fla.	11	1				
												172 A	South Fla.	0	2				
												172 A	South Fla.	5	7				
												183 N	Presbyterian	11	5				
												197 N	Fordham	7	2				
												226 A	A&M-Corpus Christi	9	3				
												232 H	Toledo	4	1				
												243 N	Illinois St.	15	0				
												249 H	Western Mich.	6	5				
												252 H	Central Mich.	4	1				
												252 N	Central Mich.	7	3				
												263 A	Purdue	5	3				
												263 A	Purdue	11	0				
												263 A	Purdue	2	5				
												280 N	Butler	9	2				
				LAST 15 GAMES															
				232 H	Toledo	4	1	263 A	Purdue	5	3								
				120 H	Indiana	4	8	263 A	Purdue	11	0								
				120 H	Indiana	9	0	252 N	Central Mich.	7	3								
				120 H	Indiana	2	3												
				249 H	Western Mich.	6	5												

Non-Div. I Games:

Michigan St.

47	H	Notre Dame	0	1
263	A	Purdue	2	5

M  
i  
c  
h  
i  
g  
a  
n  
s  
t  
.

M  
i  
c  
h  
i  
g  
a  
n  
s  
t  
.



Average RPI Win: 116		WON-LOST	WINNING	LAST 15	STRENGTH OF		OPP. STRENGTH	TEAM	ADJ	CONF.	ADJ CONF.
Average RPI Loss: 117		RECORD	PCT. RANK	GAMES	SCHEDULE		OF SCHEDULE	RPI	RPI	RPI	RPI
DIV. I ONLY		23-15-0	.60526	79	10-5-0		93	57	77	.54103	77
DIV. I NON-CONF.		10-7-0	.58824	94	3-0-0		108	30	94	.53144	94
TOTALS		RPI 1-25	RPI 26-50		W-L RECORDS		RPI 51-100		RPI 101-150		RPI 150+
23-15-0	2-0-0	6-3-0		OVERALL		3-4-0		5-3-0		7-5-0	
14-9-0	1-0-0	1-2-0		HOME		3-2-0		5-3-0		4-2-0	
9-6-0	1-0-0	5-1-0		AWAY		0-2-0		0-0-0		3-3-0	
0-0-0	0-0-0	0-0-0		NEUTRAL		0-0-0		0-0-0		0-0-0	
10-7-0	2-0-0	0-0-0		NON-CONFERENCE		2-2-0		5-3-0		1-2-0	
8-3-0	1-0-0	0-0-0		HOME		2-0-0		5-3-0		0-0-0	
2-4-0	1-0-0	0-0-		AWAY		0-2-0		0-0-0		1-2-0	
0-0-0	0-0-0	0-0-0		NEUTRAL		0-0-0		0-0-0		0-0-0	
13-8-0	0-0-0	6-3-0		CONFERENCE		1-2-0		0-0-0		6-3-0	
6-6-0	0-0-0	1-2-0		HOME		1-2-0		0-0-0		4-2-0	
7-2-0	0-0-0	5-1-0		AWAY		0-0-0		0-0-0		2-1-0	
0-0-0	0-0-0	0-0-0		NEUTRAL		0-0-0		0-0-0		0-0-0	
RPI S	Opponent	Score		RPI S	Opponent	Score		RPI S	Opponent	Score	
16 H	La.-Lafayette	7	2	41 A	New Orleans	7	3	56 A	Louisiana Tech	7	9
17 A	LSU	7	0	41 A	New Orleans	13	3	56 H	Louisiana Tech	3	1
				41 A	New Orleans	6	1	61 H	Southeastern La.	7	6
				42 A	Lamar	1	5	61 H	Southeastern La.	7	8
				42 A	Lamar	1	0	61 H	Southeastern La.	0	4
				42 A	Lamar	5	4	79 A	Houston	1	14
				46 H	Northwestern St.	7	8	79 H	Houston	4	1
				46 H	Northwestern St.	1	7				
				46 H	Northwestern St.	2	1				
				LAST 15 GAMES							
				61 H	Southeastern La.	7	6	17 A	LSU	7	0
				61 H	Southeastern La.	0	4	41 A	New Orleans	13	3
				61 H	Southeastern La.	7	8	41 A	New Orleans	7	3
				42 A	Lamar	1	0				
				42 A	Lamar	5	4				

Non-Div. I Games:

McNeese St.

42	A	Lamar	1	5
56	H	Louisiana Tech	3	1

McNeese St.

McNeese St.

Average RPI Win:	185	WON-LOST	WINNING	LAST 15	STRENGTH OF	OPP. STRENGTH	TEAM	ADJ	CONF.	ADJ CONF.		
Average RPI Loss:	122	RECORD	PCT. RANK	GAMES	SCHEDULE	OF SCHEDULE	RPI	RPI	RPI	RPI		
DIV. I ONLY		30-10-0	.75	9	13-2-0	249	116	78	.54089	78	23	23
DIV. I NON-CONF.		17-7-0	.70833	47	4-1-0	143	53	37	.56764	37	24	24
<hr/>												
TOTALS	RPI 1-25	RPI 26-50		W-L RECORDS		RPI 51-100		RPI 101-150		RPI 150+		
30-10-0	0-2-0	0-2-0		OVERALL		4-1-0		3-1-0		23-4-0		
7-4-0	0-0-0	0-1-0		HOME		2-0-0		0-0-0		5-3-0		
18-3-0	0-0-0	0-1-0		AWAY		1-0-0		3-1-0		14-1-0		
5-3-0	0-2-0	0-0-0		NEUTRAL		1-1-0		0-0-0		4-0-0		
<hr/>												
17-7-0	0-2-0	0-2-0		NON-CONFERENCE		4-1-0		3-1-0		10-1-0		
3-2-0	0-0-0	0-1-0		HOME		2-0-0		0-0-0		1-1-0		
10-2-0	0-0-0	0-0-		AWAY		1-0-0		3-1-0		6-0-0		
4-3-0	0-2-0	0-0-0		NEUTRAL		1-1-0		0-0-0		3-0-0		
<hr/>												
13-3-0	0-0-0	0-0-0		CONFERENCE		0-0-0		0-0-0		13-3-0		
4-2-0	0-0-0	0-0-0		HOME		0-0-0		0-0-0		4-2-0		
8-1-0	0-0-0	0-0-0		AWAY		0-0-0		0-0-0		8-1-0		
1-0-0	0-0-0	0-0-0		NEUTRAL		0-0-0		0-0-0		1-0-0		
<hr/>												
RPI	S	Opponent	Score	RPI	S	Opponent	Score	RPI	S	Opponent	Score	
8	N	North Carolina St.	5 7	34	A	Pittsburgh	5 13	63	N	Old Dominion	0 2	
24	N	Virginia	6 8	34	H	Pittsburgh	4 9	86	N	Evansville	6 3	
								96	A	Penn St.	6 2	
								96	H	Penn St.	10 9	
								99	H	Ohio St.	8 3	
								135 A Liberty 8 1				
								135 A Liberty 2 4				
								135 A Liberty 2 0				
								135 A Liberty 6 5				
								153 N Milwaukee 7 6				
								160 A Charlotte 11 6				
								160 A Charlotte 4 3				
								160 A Charlotte 11 3				
								164 N Ball St. 8 3				
								165 A Eastern Mich. 4 2				
								165 A Eastern Mich. 7 3				
								165 A Eastern Mich. 13 3				
								184 H Canisius 4 5				
								209 N George Washington 6 4				
								209 N George Washington 7 4				
								210 A Radford 7 6				
								210 A Radford 6 0				
								210 A Radford 8 3				
								232 H Toledo 1 4				
								232 H Toledo 2 1				
								232 H Toledo 3 0				
				LAST 15 GAMES				237 A Ohio 8 0				
				96 A Penn St. 6 2				237 A Ohio 6 5				
				237 A Ohio 6 5				237 A Ohio 6 0				
				237 A Ohio 8 0				241 H Youngstown St. 5 2				
				237 A Ohio 6 0				232 H Toledo 1 4				
				96 H Penn St. 10 9				241 H Youngstown St. 5 2				
								249 H Western Mich. 4 5				
								249 H Western Mich. 9 7				

Non-Div. I Games: Lake Erie 9 1

Kent St.

Kent St.

165	A	Eastern Mich.	7	3
165	A	Eastern Mich.	4	2

Through Games Of April 28, 2016

RPI	S	Opponent	Score	
249	H	Western Mich.	13	2
252	A	Central Mich.	5	2
252	A	Central Mich.	10	13
252	A	Central Mich.	17	5

Kent St.

K  
e  
n  
t  
S  
t  
.

K  
e  
n  
t  
S  
t  
.

Average RPI Win:		149	WON-LOST RECORD		WINNING PCT. RANK		LAST 15 GAMES		STRENGTH OF SCHEDULE		OPP. STRENGTH OF SCHEDULE		TEAM RPI		ADJ RPI		CONF. RPI		ADJ CONF. RPI	
DIV. I ONLY			23-16-0		.58974 88		7-8-0		65		61		79		.53918 79		6		6	
DIV. I NON-CONF.			18-9-0		.66667 55		2-1-0		59		63		51		.55546 51		6		6	
TOTALS		RPI 1-25		RPI 26-50		W-L RECORDS		RPI 51-100		RPI 101-150		RPI 150+								
23-16-0		0-4-0		4-3-0		OVERALL		2-5-0		5-2-0		12-2-0								
18-6-0		0-2-0		0-0-0		HOME		2-0-0		4-2-0		12-2-0								
4-7-0		0-0-0		4-3-0		AWAY		0-4-0		0-0-0		0-0-0								
1-3-0		0-2-0		0-0-0		NEUTRAL		0-1-0		1-0-0		0-0-0								
18-9-0		0-4-0		3-1-0		NON-CONFERENCE		2-2-0		3-1-0		10-1-0								
14-4-0		0-2-0		0-0-0		HOME		2-0-0		2-1-0		10-1-0								
3-2-0		0-0-0		3-0-		AWAY		0-1-0		0-0-0		0-0-0								
1-3-0		0-2-0		0-0-0		NEUTRAL		0-1-0		1-0-0		0-0-0								
5-7-0		0-0-0		1-2-0		CONFERENCE		0-3-0		2-1-0		2-1-0								
4-2-0		0-0-0		0-0-0		HOME		0-0-0		2-1-0		2-1-0								
1-5-0		0-0-0		1-2-0		AWAY		0-3-0		0-0-0		0-0-0								
0-0-0		0-0-0		0-0-0		NEUTRAL		0-0-0		0-0-0		0-0-0								
RPI	S	Opponent		Score		RPI	S	Opponent		Score		RPI	S	Opponent		Score				
4	H	Texas A&M		2	7	29	A	East Carolina		1	5	57	A	UConn		2	3			
14	N	Texas Tech		2	3	29	A	East Carolina		1	3	57	A	UConn		2	9			
19	H	Rice		4	7	29	A	East Carolina		6	1	57	A	UConn		1	4			
20	N	TCU		1	10	42	A	Lamar		4	3	77	A	McNeese St.		1	4			
						49	A	Alabama		3	2	77	H	McNeese St.		14	1			
						49	A	Alabama		3	1	83	N	Arkansas		3	12			
						49	A	Alabama		6	7	85	H	Sam Houston St.		4	3			
	</																			

Non-Div. I Games:

Houston

57 A UConn	1	4
57 A UConn	2	3

H  
o  
u  
s  
t  
o  
n

H  
o  
u  
s  
t  
o  
n

Average RPI Win:		158	WON-LOST RECORD		WINNING PCT. RANK		LAST 15 GAMES		STRENGTH OF SCHEDULE		OPP. STRENGTH OF SCHEDULE		TEAM RPI		ADJ RPI		CONF. RPI		ADJ CONF. RPI				
Average RPI Loss:		90																					
DIV. I ONLY			26-15-0		.63415 58		7-7-0		160		74		80		.53647 80		7		7				
DIV. I NON-CONF.			19-10-0		.65517 60		5-3-0		113		42		49		.55601 49		7		7				
TOTALS			RPI 1-25		RPI 26-50		W-L RECORDS		RPI 51-100				RPI 101-150		RPI 150+								
26-15-0			1-2-0		1-3-0		OVERALL		8-5-0				3-2-0		13-3-0								
15-5-0			1-0-0		0-0-0		HOME		6-1-0				0-1-0		8-3-0								
9-9-0			0-1-0		0-3-0		AWAY		2-4-0				3-1-0		4-0-0								
2-1-0			0-1-0		1-0-0		NEUTRAL		0-0-0				0-0-0		1-0-0								
19-10-0			1-2-0		1-0-0		NON-CONFERENCE		6-4-0				3-2-0		8-2-0								
11-3-0			1-0-0		0-0-0		HOME		4-0-0				0-1-0		6-2-0								
6-6-0			0-1-0		0-0-		AWAY		2-4-0				3-1-0		1-0-0								
2-1-0			0-1-0		1-0-0		NEUTRAL		0-0-0				0-0-0		1-0-0								
7-5-0			0-0-0		0-3-0		CONFERENCE		2-1-0				0-0-0		5-1-0								
4-2-0			0-0-0		0-0-0		HOME		2-1-0				0-0-0		2-1-0								
3-3-0			0-0-0		0-3-0		AWAY		0-0-0				0-0-0		3-0-0								
0-0-0			0-0-0		0-0-0		NEUTRAL		0-0-0				0-0-0		0-0-0								
RPI	S	Opponent		Score		RPI	S	Opponent		Score		RPI	S	Opponent		Score		RPI	S	Opponent		Score	
21	A	Creighton		3	4	26	A	Michigan		6	10	51	A	Col. of Charleston		4	0	102	A	Indiana St.		11	4
21	H	Creighton		8	2	26	A	Michigan		1	6	51	A	Col. of Charleston		5	13	102	A	Indiana St.		10	4
23	N	Arizona		10	11	26	A	Michigan		2	7	51	A	Col. of Charleston		3	7	129	A	San Diego		5	17
						31	N	Tulane		11	5	70	A	Long Beach St.		9	2	143	A	Kansas St.		5	1
												70	A	Long Beach St.		1	3	143	H	Kansas St.		2	4
												70	A	Long Beach St.		0	1	166	H	Wichita St.		4	0
												87	H	Illinois		9	7	166	H	Wichita St.		7	3
												87	H	Illinois		9	8	166	H	Wichita St.		5	17
												87	H	Illinois		4	6	193	N	Kansas		3	1
												97	H	Loyola Marymount		5	4	202	A	Omaha		11	6
												97	H	Loyola Marymount		3	0	213	H	Nicholls St.		6	1
												97	H	Loyola Marymount		6	4	213	H	Nicholls St.		1	7
												97	H	Loyola Marymount		7	0	213	H	Nicholls St.		4	2
																		254	H	Northwestern		3	2
																		254	H	Northwestern		8	7
																		254	H	Northwestern		3	11
																		263	A	Purdue		11	6
																		263	A	Purdue		9	5
																		263	A	Purdue		9	8
																		282	H	Northern Colo.		8	0
																		282	H	Northern Colo.		7	1
LAST 15 GAMES																							
						193	N	Kansas		3	1	26	A	Michigan		6	10						
						213	H	Nicholls St.		4	2	21	A	Creighton		3	4						
						213	H	Nicholls St.		1	7	254	H	Northwestern		3	11						
						213	H	Nicholls St.		6	1												
						143	A	Kansas St.		5	1												

Non-Div. I Games:

Nebraska

26 A Michigan	1	6
26 A Michigan	2	7

N  
e  
b  
r  
a  
s  
k  
a

N  
e  
b  
r  
a  
s  
k  
a



Average RPI Win: 155		WON-LOST	WINNING	LAST 15	STRENGTH OF		OPP. STRENGTH	TEAM	ADJ		CONF.	ADJ CONF.				
Average RPI Loss: 102		RECORD	PCT. RANK	GAMES	SCHEDULE		OF SCHEDULE	RPI	RPI		RPI	RPI				
DIV. I ONLY		26-16-0	.61905	70	7-8-0		134	73	81		13	13				
DIV. I NON-CONF.		12-9-0	.57143	105	1-4-0		36	62	67		9	9				
TOTALS		RPI 1-25	RPI 26-50		W-L RECORDS		RPI 51-100		RPI 101-150		RPI 150+					
26-16-0		3-3-0	0-0-0		OVERALL		2-5-0		6-3-0		15-5-0					
21-4-0		3-0-0	0-0-0		HOME		1-0-0		6-2-0		11-2-0					
5-12-0		0-3-0	0-0-0		AWAY		1-5-0		0-1-0		4-3-0					
0-0-0		0-0-0	0-0-0		NEUTRAL		0-0-0		0-0-0		0-0-0					
12-9-0		3-3-0	0-0-0		NON-CONFERENCE		2-2-0		1-2-0		6-2-0					
11-2-0		3-0-0	0-0-0		HOME		1-0-0		1-1-0		6-1-0					
1-7-0		0-3-0	0-0-		AWAY		1-2-0		0-1-0		0-1-0					
0-0-0		0-0-0	0-0-0		NEUTRAL		0-0-0		0-0-0		0-0-0					
14-7-0		0-0-0	0-0-0		CONFERENCE		0-3-0		5-1-0		9-3-0					
10-2-0		0-0-0	0-0-0		HOME		0-0-0		5-1-0		5-1-0					
4-5-0		0-0-0	0-0-0		AWAY		0-3-0		0-0-0		4-2-0					
0-0-0		0-0-0	0-0-0		NEUTRAL		0-0-0		0-0-0		0-0-0					
RPI	S	Opponent	Score		RPI	S	Opponent	Score		RPI	S	Opponent	Score			
4	A	Texas A&M	3	4			52	A	St. Mary's (CA)	6	4	106	H	Oklahoma	2	3
4	A	Texas A&M	2	3			54	A	New Mexico	1	2	130	A	Sacramento St.	4	5
4	A	Texas A&M	1	12			54	A	New Mexico	4	7	130	H	Sacramento St.	7	5
21	H	Creighton	2	1			54	A	New Mexico	13	14	141	H	UNLV	2	4
21	H	Creighton	2	1			68	A	Cal Poly	1	7	141	H	UNLV	6	2
21	H	Creighton	7	3			70	A	Long Beach St.	3	4	141	H	UNLV	4	3
							70	H	Long Beach St.	10	5	142	H	Nevada	5	4
												142	H	Nevada	7	6
												142	H	Nevada	8	3
												154	H	Oakland	11	10
												174	H	Air Force	6	3
												174	H	Air Force	14	1
												174	H	Air Force	5	1
												181	A	San Diego St.	3	2
												181	A	San Diego St.	4	5
												181	A	San Diego St.	10	5
												186	A	San Jose St.	2	3
												186	A	San Jose St.	9	4
												186	A	San Jose St.	13	4
												186	H	San Jose St.	5	7
												186	H	San Jose St.	8	6
												186	H	San Jose St.	6	0
					LAST 15 GAMES							194	A	Pacific	6	15
					130	A	Sacramento St.	4	5			194	H	Pacific	3	7
					186	H	San Jose St.	5	7			241	H	Youngstown St.	6	1
					186	H	San Jose St.	8	6			241	H	Youngstown St.	11	0
					186	H	San Jose St.	6	0			241	H	Youngstown St.	6	5
					68	A	Cal Poly	1	7							

Non-Div. I Games:

Fresno St.

Fresno St.

Through Games Of April 28, 2016

142	H	Nevada	7	6
142	H	Nevada	8	3

RPI	S	Opponent	Score	
241	H	Youngstown St.	8	3
253	H	CSU Bakersfield	6	4

Fresno St.

F  
r  
e  
s  
n  
o  
s  
t  
.

F  
r  
e  
s  
n  
o  
s  
t  
.

Average RPI Win:	176	WON-LOST	WINNING	LAST 15	STRENGTH OF	OPP. STRENGTH	TEAM	ADJ	CONF.	ADJ CONF.	
Average RPI Loss:	84	RECORD	PCT. RANK	GAMES	SCHEDULE	OF SCHEDULE	RPI	RPI	RPI	RPI	
DIV. I ONLY	18-18-0	.5	142	0-0-0	96	183	82	.53452	82	18	18
DIV. I NON-CONF.	8-13-0	.38095	221	0-0-0	66	72	113	.52298	113	14	14
<hr/>											
TOTALS	RPI 1-25	RPI 26-50		W-L RECORDS		RPI 51-100		RPI 101-150		RPI 150+	
18-18-0	0-0-0	1-7-0		OVERALL		3-6-0		1-1-0		13-4-0	
5-3-0	0-0-0	0-0-0		HOME		1-2-0		0-0-0		4-1-0	
13-15-0	0-0-0	1-7-0		AWAY		2-4-0		1-1-0		9-3-0	
0-0-0	0-0-0	0-0-0		NEUTRAL		0-0-0		0-0-0		0-0-0	
<hr/>											
8-13-0	0-0-0	1-7-0		NON-CONFERENCE		2-4-0		1-1-0		4-1-0	
2-1-0	0-0-0	0-0-0		HOME		0-0-0		0-0-0		2-1-0	
6-12-0	0-0-0	1-0-		AWAY		2-4-0		1-1-0		2-0-0	
0-0-0	0-0-0	0-0-0		NEUTRAL		0-0-0		0-0-0		0-0-0	
<hr/>											
10-5-0	0-0-0	0-0-0		CONFERENCE		1-2-0		0-0-0		9-3-0	
3-2-0	0-0-0	0-0-0		HOME		1-2-0		0-0-0		2-0-0	
7-3-0	0-0-0	0-0-0		AWAY		0-0-0		0-0-0		7-3-0	
0-0-0	0-0-0	0-0-0		NEUTRAL		0-0-0		0-0-0		0-0-0	
<hr/>											
RPI	S	Opponent	Score	RPI	S	Opponent	Score	RPI	S	Opponent	Score
				41	A	New Orleans	0 9	56	A	Louisiana Tech	2 7
				41	A	New Orleans	3 5	56	A	Louisiana Tech	5 7
				41	A	New Orleans	8 9	56	A	Louisiana Tech	8 3
				45	A	Dallas Baptist	4 10	69	H	Wright St.	6 9
				45	A	Dallas Baptist	1 2	69	H	Wright St.	3 7
				45	A	Dallas Baptist	6 1	69	H	Wright St.	3 2
				45	A	Dallas Baptist	2 9	71	A	Jacksonville St.	14 4
				47	A	Notre Dame	1 3	71	A	Jacksonville St.	10 11
								71	A	Jacksonville St.	3 9
					</						

Non-Div. I Games: Purdue-North Cent. 17 6

Valparaiso

291	A	Chicago St.	10	6
154	A	Oakland	3	5

V  
a  
l  
p  
a  
r  
a  
i  
s  
o

V  
a  
l  
p  
a  
r  
a  
i  
s  
o

Average RPI Win: 167		WON-LOST	WINNING	LAST 15	STRENGTH OF		OPP. STRENGTH	TEAM	ADJ		CONF.	ADJ CONF.
Average RPI Loss: 42		RECORD	PCT. RANK	GAMES	SCHEDULE		OF SCHEDULE	RPI	RPI		RPI	RPI
DIV. I ONLY		25-16-0	.60976	77	6-9-0		112	16	83		.53411	83
DIV. I NON-CONF.		19-4-0	.82609	9	4-0-0		289	108	119		.51977	119
TOTALS		RPI 1-25	RPI 26-50		W-L RECORDS		RPI 51-100		RPI 101-150		RPI 150+	
25-16-0		3-9-0	3-2-0		OVERALL		2-4-0		4-0-0		13-1-0	
19-8-0		1-3-0	1-0-0		HOME		1-4-0		4-0-0		12-1-0	
3-8-0		0-6-0	2-2-0		AWAY		0-0-0		0-0-0		1-0-0	
3-0-0		2-0-0	0-0-0		NEUTRAL		1-0-0		0-0-0		0-0-0	
19-4-0		3-0-0	1-1-0		NON-CONFERENCE		1-2-0		1-0-0		13-1-0	
15-3-0		1-0-0	1-0-0		HOME		0-2-0		1-0-0		12-1-0	
1-1-0		0-0-0	0-0-		AWAY		0-0-0		0-0-0		1-0-0	
3-0-0		2-0-0	0-0-0		NEUTRAL		1-0-0		0-0-0		0-0-0	
6-12-0		0-9-0	2-1-0		CONFERENCE		1-2-0		3-0-0		0-0-0	
4-5-0		0-3-0	0-0-0		HOME		1-2-0		3-0-0		0-0-0	
2-7-0		0-6-0	2-1-0		AWAY		0-0-0		0-0-0		0-0-0	
0-0-0		0-0-0	0-0-0		NEUTRAL		0-0-0		0-0-0		0-0-0	
RPI S	Opponent	Score	RPI S	Opponent	Score	RPI S	Opponent	Score	RPI S	Opponent	Score	
1 H	Florida	2 9	27 A	Oklahoma St.	4 5	53 H	Gonzaga	10 15	116 H	Auburn	3 1	
1 H	Florida	2 8	27 H	Oklahoma St.	7 6	56 H	Louisiana Tech	2 3	116 H	Auburn	14 7	
1 H	Florida	8 12	37 A	Kentucky	2 0	79 N	Houston	12 3	116 H	Auburn	3 2	
3 A	South Carolina	6 10	37 A	Kentucky	1 0	98 H	Missouri	1 10	144 H	La.-Monroe	3 1	
3 A	South Carolina	2 6	37 A	Kentucky	4 5	98 H	Missouri	7 6	219 A	Memphis	12 4	
3 A	South Carolina	6 8				98 H	Missouri	5 8	239 H	Grambling	14 4	
7 A	Ole Miss	7 8							239 H	Grambling	3 2	
7 A	Ole Miss	9 14							252 H	Central Mich.	9 4	
7 A	Ole Miss	3 7							252 H	Central Mich.	6 1	
14 N	Texas Tech	10 6							252 H	Central Mich.	4 3	
19 N	Rice	5 2							256 H	Western Ill.	3 0	
21 H	Creighton	6 2							256 H	Western Ill.	3 2	
									256 H	Western Ill.	9 3	
									266 H	Eastern Ill.	3 2	
									266 H	Eastern Ill.	8 10	
									266 H	Eastern Ill.	5 2	
									299 H	Mississippi Val.	20 0	
									299 H	Mississippi Val.	21 4	
LAST 15 GAMES												
27 H	Oklahoma St.	7 6	1 H	Florida	8 12							
37 A	Kentucky	2 0	144 H	La.-Monroe	3 1							
37 A	Kentucky	4 5	7 A	Ole Miss	7 8							
37 A	Kentucky	1 0										
21 H	Creighton	6 2										

Non-Div. I Games:

Arkansas

1	H	Florida	2	8
1	H	Florida	2	9

A  
r  
k  
a  
n  
s  
a  
s

A  
r  
k  
a  
n  
s  
a  
s

Average RPI Win: 148		WON-LOST RECORD		WINNING PCT. RANK		LAST 15 GAMES		STRENGTH OF SCHEDULE		OPP. STRENGTH OF SCHEDULE		TEAM RPI		ADJ RPI		CONF. RPI		ADJ CONF. RPI				
DIV. I ONLY		23-18-0		.56098 106		9-6-0		85		72		84		.53378 84		10		10				
DIV. I NON-CONF.		14-9-0		.6087 83		3-3-0		32		81		53		.5529 53		11		11				
TOTALS		RPI 1-25		RPI 26-50		W-L RECORDS		RPI 51-100		RPI 101-150		RPI 150+										
23-18-0		1-3-0		2-3-0		OVERALL		4-4-0		8-8-0		8-0-0										
15-7-0		1-2-0		2-2-0		HOME		1-1-0		3-2-0		8-0-0										
7-9-0		0-0-0		0-1-0		AWAY		3-2-0		4-6-0		0-0-0										
1-2-0		0-1-0		0-0-0		NEUTRAL		0-1-0		1-0-0		0-0-0										
14-9-0		0-1-0		2-3-0		NON-CONFERENCE		4-4-0		3-1-0		5-0-0										
10-3-0		0-0-0		2-2-0		HOME		1-1-0		2-0-0		5-0-0										
3-4-0		0-0-0		0-0-		AWAY		3-2-0		0-1-0		0-0-0										
1-2-0		0-1-0		0-0-0		NEUTRAL		0-1-0		1-0-0		0-0-0										
9-9-0		1-2-0		0-0-0		CONFERENCE		0-0-0		5-7-0		3-0-0										
5-4-0		1-2-0		0-0-0		HOME		0-0-0		1-2-0		3-0-0										
4-5-0		0-0-0		0-0-0		AWAY		0-0-0		4-5-0		0-0-0										
0-0-0		0-0-0		0-0-0		NEUTRAL		0-0-0		0-0-0		0-0-0										
RPI	S	Opponent		Score		RPI	S	Opponent		Score		RPI	S	Opponent		Score						
16	H	La.-Lafayette		2	4	41	H	New Orleans		9	6	61	A	Southeastern La.		3	2	103	H	UT Arlington	5	18
16	H	La.-Lafayette		3	8	41	H	New Orleans		9	4	61	A	Southeastern La.		5	1	103	H	UT Arlington	5	2
16	H	La.-Lafayette		4	1	41	H	New Orleans		6	10	61	A	Southeastern La.		2	7	103	H	UT Arlington	2	4
18	N	Southern Miss.		2	6	49	A	Alabama		3	5	71	A	Jacksonville St.		10	0	108	A	Little Rock	8	11
						49	H	Alabama		1	2	71	H	Jacksonville St.		7	8	108	A	Little Rock	9	10
												76	N	Michigan St.		0	3	108	A	Little Rock	3	4
												99	A	Samford		6	20	116	N	Auburn	4	3
												99	H	Samford		5	3	117	A	UAB	0	7
																		117	H	UAB	2	1
																		121	A	Arkansas St.	11	1
																		121	A	Arkansas St.	3	4
																		121	A	Arkansas St.	8	1
																		123	A	Ga. Southern	8	4
																		123	A	Ga. Southern	0	7
																		123	A	Ga. Southern	2	1
																		148	H	Alabama St.	8	0
																		246	H	Northern Ky.	5	0
																		246	H	Northern Ky.	4	2
																		246	H	Northern Ky.	6	1
																		246	H	Northern Ky.	10	3
																		250	H	Appalachian St.	9	7
																		250	H	Appalachian St.	3	2
																		250	H	Appalachian St.	4	3
																		298	H	Alabama A&M	8	0
				LAST 15 GAMES																		
				103	H	UT Arlington		2	4	71	H	Jacksonville St.		7	8			250	H	Appalachian St.	3	2
				103	H	UT Arlington		5	18			250 H Appalachian St.		3	2			250	H	Appalachian St.	4	3
				103	H	UT Arlington		5	2			250 H Appalachian St.		4	3							
				49	A	Alabama		3	5													
				121	A	Arkansas St.		8	1													

Non-Div. I Games:

Troy

121 A Arkansas St.	3	4
121 A Arkansas St.	11	1

T  
r  
o  
y

T  
r  
o  
y



Average RPI Win:	177	WON-LOST	WINNING	LAST 15	STRENGTH OF	OPP. STRENGTH	TEAM	ADJ	CONF.	ADJ CONF.		
Average RPI Loss:	60	RECORD	PCT. RANK	GAMES	SCHEDULE	OF SCHEDULE	RPI	RPI	RPI	RPI		
DIV. I ONLY		27-17-0	.61364	74	11-4-0	164	36	85	.53332	85	12	12
DIV. I NON-CONF.		10-13-0	.43478	187	3-3-0	118	19	142	.5022	142	12	12
<hr/>												
TOTALS	RPI 1-25	RPI 26-50		W-L RECORDS		RPI 51-100		RPI 101-150		RPI 150+		
27-17-0	0-8-0	3-3-0		OVERALL		0-1-0		6-3-0		18-2-0		
17-6-0	0-2-0	2-1-0		HOME		0-0-0		5-2-0		10-1-0		
10-11-0	0-6-0	1-2-0		AWAY		0-1-0		1-1-0		8-1-0		
0-0-0	0-0-0	0-0-0		NEUTRAL		0-0-0		0-0-0		0-0-0		
10-13-0	0-8-0	0-0-0		NON-CONFERENCE		0-1-0		4-2-0		6-2-0		
7-4-0	0-2-0	0-0-0		HOME		0-0-0		3-1-0		4-1-0		
3-9-0	0-6-0	0-0-		AWAY		0-1-0		1-1-0		2-1-0		
0-0-0	0-0-0	0-0-0		NEUTRAL		0-0-0		0-0-0		0-0-0		
17-4-0	0-0-0	3-3-0		CONFERENCE		0-0-0		2-1-0		12-0-0		
10-2-0	0-0-0	2-1-0		HOME		0-0-0		2-1-0		6-0-0		
7-2-0	0-0-0	1-2-0		AWAY		0-0-0		0-0-0		6-0-0		
0-0-0	0-0-0	0-0-0		NEUTRAL		0-0-0		0-0-0		0-0-0		
<hr/>												
RPI S	Opponent	Score		RPI S	Opponent	Score		RPI S	Opponent	Score		
14 A	Texas Tech	3	20	41 A	New Orleans	3	4	79 A	Houston	3	4	
14 A	Texas Tech	6	8	41 A	New Orleans	6	7	101 A	Texas	3	12	
14 H	Texas Tech	6	11	41 A	New Orleans	8	4	106 H	Oklahoma	4	3	
16 A	La.-Lafayette	2	6	46 H	Northwestern St.	5	7	106 H	Oklahoma	7	2	
16 A	La.-Lafayette	1	2	46 H	Northwestern St.	2	1	106 H	Oklahoma	4	3	
16 A	La.-Lafayette	3	13	46 H	Northwestern St.	2	1	131 A	Baylor	6	5	
19 A	Rice	3	5					131 H	Baylor	1	5	
19 H	Rice	3	8					140 H	SFA	8	6	
								140 H	SFA	7	3	
								140 H	SFA	4	8	
								152 H	UTSA	5	8	
								158 H	Texas St.	8	6	
								166 A	Wichita St.	13	8	
								166 A	Wichita St.	15	11	
								166 A	Wichita St.	0	2	
								169 H	Central Ark.	2	0	
								169 H	Central Ark.	9	7	
								169 H	Central Ark.	6	3	
								203 H	Abilene Christian	6	3	
								203 H	Abilene Christian	3	1	
								203 H	Abilene Christian	2	1	
								213 A	Nicholls St.	4	2	
								213 A	Nicholls St.	3	1	
								213 A	Nicholls St.	12	8	
								270 A	Incarnate Word	23	3	
								270 A	Incarnate Word	12	3	
								270 A	Incarnate Word	8	2	
								288 H	Texas Southern	14	0	
								288 H	Texas Southern	10	3	
								79 A	Houston	3	4	
								203 H	Abilene Christian	2	1	
								203 H	Abilene Christian	3	1	

**Non-Div. I Games:**

Sam Houston St.

203	H	Abilene Christian	6	3
131	A	Baylor	6	5

RPI	S	Opponent	Score	
288	H	Texas Southern	10	3
297	H	Prairie View	16	5

S  
a  
m  
H  
o  
u  
s  
t  
o  
n  
S  
t  
.

S  
a  
m  
H  
o  
u  
s  
t  
o  
n  
S  
t  
.

[illegible]

Non-Div. I Games:	Southern Ind.	2	1
-------------------	---------------	---	---

Evansville

149 H Bradley	3	4
149 H Bradley	7	6

E  
v  
a  
n  
s  
v  
i  
l  
l  
e

E  
v  
a  
n  
s  
v  
i  
l  
l  
e

Average RPI Win: 173		WON-LOST	WINNING	LAST 15	STRENGTH OF		OPP. STRENGTH	TEAM	ADJ		CONF.	ADJ CONF.
Average RPI Loss: 82		RECORD	PCT. RANK	GAMES	SCHEDULE		OF SCHEDULE	RPI	RPI		RPI	RPI
DIV. I ONLY		20-17-0	.54054	118	10-5-0		115	106	87		7	7
DIV. I NON-CONF.		14-11-0	.56	113	6-0-0		188	99	103		7	7
TOTALS		RPI 1-25	RPI 26-50		W-L RECORDS		RPI 51-100		RPI 101-150		RPI 150+	
20-17-0		0-2-0	1-4-0		OVERALL		8-7-0		0-3-0		11-1-0	
9-2-0		0-0-0	0-0-0		HOME		4-2-0		0-0-0		5-0-0	
7-12-0		0-2-0	1-2-0		AWAY		4-5-0		0-3-0		2-0-0	
4-3-0		0-0-0	0-2-0		NEUTRAL		0-0-0		0-0-0		4-1-0	
14-11-0		0-2-0	1-4-0		NON-CONFERENCE		2-1-0		0-3-0		11-1-0	
5-0-0		0-0-0	0-0-0		HOME		0-0-0		0-0-0		5-0-0	
5-8-0		0-2-0	1-0-		AWAY		2-1-0		0-3-0		2-0-0	
4-3-0		0-0-0	0-2-0		NEUTRAL		0-0-0		0-0-0		4-1-0	
6-6-0		0-0-0	0-0-0		CONFERENCE		6-6-0		0-0-0		0-0-0	
4-2-0		0-0-0	0-0-0		HOME		4-2-0		0-0-0		0-0-0	
2-4-0		0-0-0	0-0-0		AWAY		2-4-0		0-0-0		0-0-0	
0-0-0		0-0-0	0-0-0		NEUTRAL		0-0-0		0-0-0		0-0-0	
RPI S	Opponent	Score	RPI S	Opponent	Score	RPI S	Opponent	Score	RPI S	Opponent	Score	
11 A	Coastal Caro.	4 12	31 A	Tulane	5 6	80 A	Nebraska	6 4	102 A	Indiana St.	4 5	
11 A	Coastal Caro.	4 10	31 A	Tulane	0 3	80 A	Nebraska	8 9	128 A	Southern Ill.	0 1	
			31 A	Tulane	5 2	80 A	Nebraska	7 9	128 A	Southern Ill.	2 3	
			44 N	UNCG	9 20	92 A	FGCU	2 3	156 A	Stetson	4 1	
			44 N	UNCG	4 5	92 A	FGCU	4 2	221 N	Northern Ill.	5 3	
						92 A	FGCU	4 2	221 N	Northern Ill.	3 9	
						94 A	Iowa	10 4	243 A	Illinois St.	8 3	
						94 A	Iowa	3 4	243 H	Illinois St.	7 1	
						94 A	Iowa	3 4	244 N	Villanova	4 2	
						96 H	Penn St.	3 5	252 N	Central Mich.	9 4	
						96 H	Penn St.	5 0	265 H	Saint Louis	6 4	
						96 H	Penn St.	6 1	265 H	Saint Louis	3 1	
						99 H	Ohio St.	1 0	265 H	Saint Louis	6 2	
						99 H	Ohio St.	1 9	266 H	Eastern Ill.	9 7	
						99 H	Ohio St.	5 3	266 N	Eastern Ill.	5 4	
LAST 15 GAMES												
			99 H	Ohio St.	5 3	243 H	Illinois St.	7 1				
			99 H	Ohio St.	1 9	94 A	Iowa	3 4				
			99 H	Ohio St.	1 0	94 A	Iowa	10 4				
			266 N	Eastern Ill.	5 4							
			265 H	Saint Louis	6 2							

Non-Div. I Games:

Illinois

265	H	Saint Louis	3	1
265	H	Saint Louis	6	4

I  
l  
l  
i  
n  
o  
i  
s

I  
l  
l  
i  
n  
o  
i  
s

V  
C  
U

VCU

278	A	La Salle	2	1
278	A	La Salle	9	1

RPI	S	Opponent	Score	
276	H	Wagner	9	5
278	A	La Salle	2	1
278	A	La Salle	9	1
278	A	La Salle	4	1
284	H	Norfolk St.	4	2

VCU

V  
C  
U

V  
C  
U



Average RPI Win: 134		WON-LOST RECORD		WINNING PCT. RANK		LAST 15 GAMES		STRENGTH OF SCHEDULE		OPP. STRENGTH OF SCHEDULE		TEAM RPI		ADJ RPI		CONF. RPI		ADJ CONF. RPI	
DIV. I ONLY		23-15-0		.60526 79		9-6-0		122		33		89		.53107 89		4		4	
DIV. I NON-CONF.		13-5-0		.72222 38		0-1-0		231		44		98		.53017 98		3		3	
TOTALS		RPI 1-25		RPI 26-50		W-L RECORDS		RPI 51-100		RPI 101-150		RPI 150+							
23-15-0		1-1-0		3-6-0		OVERALL		6-2-0		1-5-0		12-1-0							
15-9-0		1-1-0		3-3-0		HOME		0-0-0		1-5-0		10-0-0							
8-6-0		0-0-0		0-3-0		AWAY		6-2-0		0-0-0		2-1-0							
0-0-0		0-0-0		0-0-0		NEUTRAL		0-0-0		0-0-0		0-0-0							
13-5-0		0-0-0		0-0-0		NON-CONFERENCE		3-2-0		0-3-0		10-0-0							
10-3-0		0-0-0		0-0-0		HOME		0-0-0		0-3-0		10-0-0							
3-2-0		0-0-0		0-0-		AWAY		3-2-0		0-0-0		0-0-0							
0-0-0		0-0-0		0-0-0		NEUTRAL		0-0-0		0-0-0		0-0-0							
10-10-0		1-1-0		3-6-0		CONFERENCE		3-0-0		1-2-0		2-1-0							
5-6-0		1-1-0		3-3-0		HOME		0-0-0		1-2-0		0-0-0							
5-4-0		0-0-0		0-3-0		AWAY		3-0-0		0-0-0		2-1-0							
0-0-0		0-0-0		0-0-0		NEUTRAL		0-0-0		0-0-0		0-0-0							
RPI	S	Opponent		Score	RPI	S	Opponent		Score	RPI	S	Opponent		Score	RPI	S	Opponent		Score
23	H	Arizona		0 8	40	H	California		4 8	60	A	Cal St. Fullerton		5 3	129	H	San Diego		3 6
23	H	Arizona		7 5	40	H	California		6 4	60	A	Cal St. Fullerton		2 1	132	H	Utah		5 0
					40	H	California		4 0	70	A	Long Beach St.		1 3	132	H	Utah		1 3
					43	H	Washington		2 4	70	A	Long Beach St.		2 5	132	H	Utah		7 16
					43	H	Washington		6 3	70	A	Long Beach St.		9 2	141	H	UNLV		7 11
					43	H	Washington		1 6	91	A	Stanford		8 7	142	H	Nevada		5 11
					48	A	Oregon St.		2 12	91	A	Stanford		9 6	165	H	Eastern Mich.		8 1
					48	A	Oregon St.		2 3	91	A	Stanford		3 2	165	H	Eastern Mich.		12 4
					48	A	Oregon St.		3 7						165	H	Eastern Mich.		5 4
															170	H	Xavier		2 1
															170	H	Xavier		8 2
															170	H	Xavier		5 2
															170	H	Xavier		5 1
															191	A	Washington St.		18 3
															191	A	Washington St.		3 9
															191	A	Washington St.		10 1
															264	H	UC Davis		6 5
															264	H	UC Davis		4 3
															264	H	UC Davis		3 2
LAST 15 GAMES																			
					23	H	Arizona		0 8	40	H	California		6 4					
					91	A	Stanford		8 7	23	H	Arizona		7 5					
					91	A	Stanford		9 6	43	H	Washington		1 6					
					91	A	Stanford		3 2										
					141	H	UNLV		7 11										

Non-Div. I Games:

Arizona St.

40 H California	4	0
40 H California	4	8

A  
r  
i  
z  
o  
n  
a  
S  
t  
.

A  
r  
i  
z  
o  
n  
a  
S  
t  
.

Average RPI Win: 126		WON-LOST RECORD	WINNING PCT. RANK	LAST 15 GAMES	STRENGTH OF SCHEDULE	OPP. STRENGTH OF SCHEDULE	TEAM RPI	ADJ RPI	CONF. RPI	ADJ CONF. RPI										
Average RPI Loss: 65																				
DIV. I ONLY		18-16-0	.52941 123	7-7-0	95	11	90	.52954 90	4	4										
DIV. I NON-CONF.		10-7-0	.58824 94	1-2-0	110	15	63	.54731 63	3	3										
<hr/>																				
TOTALS		RPI 1-25		RPI 26-50		W-L RECORDS		RPI 51-100		RPI 101-150		RPI 150+								
18-16-0		2-4-0		4-5-0		OVERALL		0-4-0		5-2-0		7-1-0								
13-6-0		2-1-0		3-2-0		HOME		0-0-0		4-2-0		4-1-0								
5-10-0		0-3-0		1-3-0		AWAY		0-4-0		1-0-0		3-0-0								
0-0-0		0-0-0		0-0-0		NEUTRAL		0-0-0		0-0-0		0-0-0								
10-7-0		2-4-0		0-1-0		NON-CONFERENCE		0-1-0		1-0-0		7-1-0								
6-2-0		2-1-0		0-0-0		HOME		0-0-0		0-0-0		4-1-0								
4-5-0		0-3-0		0-0-		AWAY		0-1-0		1-0-0		3-0-0								
0-0-0		0-0-0		0-0-0		NEUTRAL		0-0-0		0-0-0		0-0-0								
8-9-0		0-0-0		4-4-0		CONFERENCE		0-3-0		4-2-0		0-0-0								
7-4-0		0-0-0		3-2-0		HOME		0-0-0		4-2-0		0-0-0								
1-5-0		0-0-0		1-2-0		AWAY		0-3-0		0-0-0		0-0-0								
0-0-0		0-0-0		0-0-0		NEUTRAL		0-0-0		0-0-0		0-0-0								
RPI	S	Opponent		Score		RPI	S	Opponent		Score		RPI	S	Opponent		Score				
9	H	UC Santa Barbara		13	1	40	H	California		2	12	67	A	UCLA		3	6			
9	H	UC Santa Barbara		0	1	40	H	California		11	5	67	A	UCLA		1	13			
9	H	UC Santa Barbara		3	1	40	H	California		4	3	67	A	UCLA		2	4			
10	A	Mississippi St.		4	10	43	A	Washington		4	7	76	A	Michigan St.		2	3			
10	A	Mississippi St.		3	9	43	A	Washington		2	0									
10	A	Mississippi St.		2	5	43	A	Washington		6	9									
						47	A	Notre Dame		3	6									
						48	H	Oregon St.		7	6									
						48	H	Oregon St.		10	11									
<hr/>																				
LAST 15 GAMES																				
48 H Oregon St.						7	6	126 H Southern California						4	3					
67 A UCLA						1	13	40 H California						11	5					
67 A UCLA						2	4	40 H California						4	3					
67 A UCLA						3	6													
48 H Oregon St.						10	11													

Non-Div. I Games:

Oregon

126	H	Southern California	8	5
126	H	Southern California	12	8

O  
r  
e  
g  
o  
n

O  
r  
e  
g  
o  
n

Average RPI Win:	118	WON-LOST	WINNING	LAST 15	STRENGTH OF	OPP. STRENGTH	TEAM	ADJ	CONF.	ADJ CONF.	
Average RPI Loss:	85	RECORD	PCT. RANK	GAMES	SCHEDULE	OF SCHEDULE	RPI	RPI	RPI	RPI	
DIV. I ONLY	19-16-0	.54286	117	7-8-0	101	17	91	.52935	91	4	4
DIV. I NON-CONF.	11-7-0	.61111	79	1-1-0	105	12	71	.54351	71	3	3
<hr/>											
TOTALS	RPI 1-25	RPI 26-50		W-L RECORDS		RPI 51-100		RPI 101-150		RPI 150+	
19-16-0	2-4-0	1-1-0		OVERALL		5-5-0		4-4-0		7-2-0	
12-8-0	1-2-0	0-0-0		HOME		3-4-0		2-1-0		6-1-0	
7-8-0	1-2-0	1-1-0		AWAY		2-1-0		2-3-0		1-1-0	
0-0-0	0-0-0	0-0-0		NEUTRAL		0-0-0		0-0-0		0-0-0	
<hr/>											
11-7-0	1-2-0	0-0-0		NON-CONFERENCE		3-1-0		2-3-0		5-1-0	
8-3-0	1-2-0	0-0-0		HOME		3-1-0		0-0-0		4-0-0	
3-4-0	0-0-0	0-0-		AWAY		0-0-0		2-3-0		1-1-0	
0-0-0	0-0-0	0-0-0		NEUTRAL		0-0-0		0-0-0		0-0-0	
<hr/>											
8-9-0	1-2-0	1-1-0		CONFERENCE		2-4-0		2-1-0		2-1-0	
4-5-0	0-0-0	0-0-0		HOME		0-3-0		2-1-0		2-1-0	
4-4-0	1-2-0	1-1-0		AWAY		2-1-0		0-0-0		0-0-0	
0-0-0	0-0-0	0-0-0		NEUTRAL		0-0-0		0-0-0		0-0-0	
<hr/>											
RPI S	Opponent	Score		RPI S	Opponent	Score		RPI S	Opponent	Score	
15 H	Vanderbilt	4	1	40 A	California	2	5	52 H	St. Mary's (CA)	9	1
15 H	Vanderbilt	1	4	40 A	California	8	6	60 H	Cal St. Fullerton	2	0
15 H	Vanderbilt	2	5					60 H	Cal St. Fullerton	2	1
23 A	Arizona	1	4					60 H	Cal St. Fullerton	3	4
23 A	Arizona	1	4					67 A	UCLA	4	1
23 A	Arizona	6	5					67 A	UCLA	8	2
								67 A	UCLA	5	6
								89 H	Arizona St.	6	9
								89 H	Arizona St.	2	3
								89 H	Arizona St.	7	8
								101 A	Texas	11	1
								101 A	Texas	0	9
								101 A	Texas	3	4
								101 A	Texas	1	0
								126 H	Southern California	0	1
								126 H	Southern California	11	8
								126 H	Southern California	8	1
								147 A	Santa Clara	2	4
								186 A	San Jose St.	9	10
								186 H	San Jose St.	10	0
								191 H	Washington St.	5	0
								191 H	Washington St.	2	5
								191 H	Washington St.	6	1
								193 H	Kansas	6	2
								193 H	Kansas	10	4
								193 H	Kansas	2	0
								264 A	UC Davis	5	2
<hr/>											
LAST 15 GAMES											
147 A	Santa Clara	2	4	23 A	Arizona	1	4				
89 H	Arizona St.	7	8	186 H	San Jose St.	10	0				
89 H	Arizona St.	6	9	67 A	UCLA	8	2				
89 H	Arizona St.	2	3								
40 A	California	2	5								

**Non-Div. I Games:**

Stanford

23 A Arizona	6	5
23 A Arizona	1	4

S  
t  
a  
n  
f  
o  
r  
d

S  
t  
a  
n  
f  
o  
r  
d

Average RPI Win:	178	WON-LOST	WINNING	LAST 15	STRENGTH OF	OPP. STRENGTH	TEAM	ADJ	CONF.	ADJ CONF.	
Average RPI Loss:	99	RECORD	PCT. RANK	GAMES	SCHEDULE	OF SCHEDULE	RPI	RPI	RPI	RPI	
DIV. I ONLY	28-11-0	.71795	24	9-6-0	251	65	92	.5279	92	11	11
DIV. I NON-CONF.	25-6-0	.80645	15	6-1-0	267	39	70	.54401	70	13	13
<hr/>											
TOTALS	RPI 1-25	RPI 26-50		W-L RECORDS		RPI 51-100		RPI 101-150		RPI 150+	
28-11-0	0-0-0	1-3-0		OVERALL		7-4-0		2-1-0		18-3-0	
18-5-0	0-0-0	1-3-0		HOME		6-2-0		1-0-0		10-0-0	
9-5-0	0-0-0	0-0-0		AWAY		1-1-0		1-1-0		7-3-0	
1-1-0	0-0-0	0-0-0		NEUTRAL		0-1-0		0-0-0		1-0-0	
<hr/>											
25-6-0	0-0-0	1-3-0		NON-CONFERENCE		6-2-0		1-0-0		17-1-0	
17-3-0	0-0-0	1-3-0		HOME		5-0-0		1-0-0		10-0-0	
7-2-0	0-0-0	0-0-		AWAY		1-1-0		0-0-0		6-1-0	
1-1-0	0-0-0	0-0-0		NEUTRAL		0-1-0		0-0-0		1-0-0	
<hr/>											
3-5-0	0-0-0	0-0-0		CONFERENCE		1-2-0		1-1-0		1-2-0	
1-2-0	0-0-0	0-0-0		HOME		1-2-0		0-0-0		0-0-0	
2-3-0	0-0-0	0-0-0		AWAY		0-0-0		1-1-0		1-2-0	
0-0-0	0-0-0	0-0-0		NEUTRAL		0-0-0		0-0-0		0-0-0	
<hr/>											
RPI	S	Opponent	Score	RPI	S	Opponent	Score	RPI	S	Opponent	Score
				27	H	Oklahoma St.	5 6	57	N	UConn	4 12
				33	H	Minnesota	5 7	66	A	Austin Peay	11 4
				33	H	Minnesota	5 12	72	H	Oral Roberts	5 0
				33	H	Minnesota	5 4	86	H	Evansville	5 14
								86	H	Evansville	10 6
								86	H	Evansville	1 7
								94	H	Iowa	5 4
								94	H	Iowa	4 1
								94	H	Iowa	8 6
								98	A	Missouri	9 17
								98	H	Missouri	16 1
										121	H Arkansas St.
										149	A Bradley
										149	A Bradley
										166	A Wichita St.
										166	A Wichita St.
										166	A Wichita St.
										169	A Central Ark.
										169	A Central Ark.
										169	A Central Ark.
										193	A Kansas
										193	H Kansas
										219	A Memphis
										219	A Memphis
										219	A Memphis
										240	H SIUE
										240	H SIUE
										240	H SIUE
										252	H Central Mich.
										252	H Central Mich.
										252	H Central Mich.
										256	H Western Ill.
										256	H Western Ill.
										265	H Saint Louis
										290	N Alcorn
<hr/>											
LAST 15 GAMES											
				98	A	Missouri	9 17	98	H	Missouri	16 1
				86	H	Evansville	1 7	149	A	Bradley	1 2
				86	H	Evansville	10 6	149	A	Bradley	8 3
				86	H	Evansville	5 14				
				166	A	Wichita St.	6 1				

Non-Div. I Games:

Missouri St.

166 A Wichita St.	1	11
166 A Wichita St.	2	9

M  
i  
s  
s  
o  
u  
r  
i  
s  
t  
.

M  
i  
s  
s  
o  
u  
r  
i  
s  
t  
.



Average RPI Win:		186	WON-LOST RECORD		WINNING PCT. RANK		LAST 15 GAMES		STRENGTH OF SCHEDULE		OPP. STRENGTH OF SCHEDULE		TEAM RPI		ADJ RPI		CONF. RPI		ADJ CONF. RPI	
DIV. I ONLY			19-21-0		.475 168		6-9-0		36		153		92		.5279 92		17		17	
DIV. I NON-CONF.			14-17-0		.45161 175		1-5-0		22		151		86		.53426 86		17		17	
TOTALS		RPI 1-25		RPI 26-50		W-L RECORDS		RPI 51-100		RPI 101-150		RPI 150+								
19-21-0		0-5-0		1-1-0		OVERALL		2-10-0		0-0-0		16-5-0								
12-6-0		0-1-0		1-0-0		HOME		2-3-0		0-0-0		9-2-0								
7-14-0		0-4-0		0-1-0		AWAY		0-6-0		0-0-0		7-3-0								
0-1-0		0-0-0		0-0-0		NEUTRAL		0-1-0		0-0-0		0-0-0								
14-17-0		0-5-0		1-1-0		NON-CONFERENCE		2-7-0		0-0-0		11-4-0								
7-5-0		0-1-0		1-0-0		HOME		2-3-0		0-0-0		4-1-0								
7-11-0		0-4-0		0-0-		AWAY		0-3-0		0-0-0		7-3-0								
0-1-0		0-0-0		0-0-0		NEUTRAL		0-1-0		0-0-0		0-0-0								
5-4-0		0-0-0		0-0-0		CONFERENCE		0-3-0		0-0-0		5-1-0								
5-1-0		0-0-0		0-0-0		HOME		0-0-0		0-0-0		5-1-0								
0-3-0		0-0-0		0-0-0		AWAY		0-3-0		0-0-0		0-0-0								
0-0-0		0-0-0		0-0-0		NEUTRAL		0-0-0		0-0-0		0-0-0								
RPI	S	Opponent		Score		RPI	S	Opponent		Score		RPI	S	Opponent		Score				
1	A	Florida		2	4	35	A	Fla. Atlantic		2	5	62	A	Jacksonville		3	4			
1	A	Florida		4	8	35	H	Fla. Atlantic		3	2	62	A	Jacksonville		0	5			
1	A	Florida		3	12							62	A	Jacksonville		3	6			
5	A	Miami (FL)		2	6							73	H	Rutgers		2	9			
5	H	Miami (FL)		0	4							73	H	Rutgers		9	6			
												76	N	Michigan St.		6	7			
												86	A	Evansville		0	1			
												86	A	Evansville		7	13			
												86	A	Evansville		1	5			
												87	H	Illinois		2	4			
												87	H	Illinois		2	4			
												87	H	Illinois		3	2			
												216	H	Quinnipiac						
												216	H	Quinnipiac						
												216	H	Quinnipiac						
												216	H	Quinnipiac						
												247	H	NJIT						
												247	H	NJIT						
												247	H	NJIT						
												275	A	ETSU						
												275	A	ETSU						
												275	A	ETSU						
LAST 15 GAMES																				
						62	A	Jacksonville		0	5	35	H	Fla. Atlantic		3	2			
						62	A	Jacksonville		3	6	156	H	Stetson		3	5			
						62	A	Jacksonville		3	4	156	H	Stetson		4	2			
						35	A	Fla. Atlantic		2	5									
						247	H	NJIT		4	3									

Non-Div. I Games:

FGCU

247 H NJIT	6	5
247 H NJIT	10	1

F  
G  
C  
U

F  
G  
C  
U

I  
o  
w  
a

28 0

Page 187

120	A	Indiana	1	7
174	H	Air Force	22	2

I  
o  
w  
a

I  
o  
w  
a

Average RPI Win: 197		WON-LOST RECORD		WINNING PCT. RANK		LAST 15 GAMES		STRENGTH OF SCHEDULE		OPP. STRENGTH OF SCHEDULE		TEAM RPI		ADJ RPI		CONF. RPI		ADJ CONF. RPI	
DIV. I ONLY		19-17-0		.52778 125		8-7-0		108		250		95		.5269 95		24		24	
DIV. I NON-CONF.		9-11-0		.45 177		2-1-0		6		231		44		.56303 44		23		23	
TOTALS		RPI 1-25		RPI 26-50		W-L RECORDS		RPI 51-100		RPI 101-150		RPI 150+							
19-17-0		0-3-0		0-0-0		OVERALL		1-2-0		2-3-0		16-9-0							
8-2-0		0-0-0		0-0-0		HOME		0-0-0		1-0-0		7-2-0							
10-14-0		0-3-0		0-0-0		AWAY		0-2-0		1-3-0		9-6-0							
1-1-0		0-0-0		0-0-0		NEUTRAL		1-0-0		0-0-0		0-1-0							
9-11-0		0-3-0		0-0-0		NON-CONFERENCE		1-2-0		2-3-0		6-3-0							
1-1-0		0-0-0		0-0-0		HOME		0-0-0		1-0-0		0-1-0							
7-9-0		0-3-0		0-0-		AWAY		0-2-0		1-3-0		6-1-0							
1-1-0		0-0-0		0-0-0		NEUTRAL		1-0-0		0-0-0		0-1-0							
10-6-0		0-0-0		0-0-0		CONFERENCE		0-0-0		0-0-0		10-6-0							
7-1-0		0-0-0		0-0-0		HOME		0-0-0		0-0-0		7-1-0							
3-5-0		0-0-0		0-0-0		AWAY		0-0-0		0-0-0		3-5-0							
0-0-0		0-0-0		0-0-0		NEUTRAL		0-0-0		0-0-0		0-0-0							
RPI S	Opponent	Score		RPI S	Opponent	Score		RPI S	Opponent	Score		RPI S	Opponent	Score					
2 A	Louisville	2	4					63 A	Old Dominion	4	10	111 H	Seton Hall	7	4				
2 A	Louisville	0	11					63 A	Old Dominion	6	7	145 A	Navy	0	1				
2 A	Louisville	1	9					96 N	Penn St.	6	2	145 A	Navy	0	1				
												145 A	Navy	4	1				
												145 A	Navy	0	7				
												155 A	St. John's (NY)	9	4				
												157 H	Monmouth	3	7				
												161 A	Richmond	5	3				
												187 A	Georgetown	3	4				
												187 A	Georgetown	4	0				
												187 A	Georgetown	7	3				
												187 A	Georgetown	8	4				
												200 A	Yale	1	6				
												200 A	Yale	3	6				
												205 A	Columbia	4	5				
												205 A	Columbia	7	8				
												205 A	Columbia	6	2				
												205 A	Columbia	4	8				
												218 H	Harvard	4	1				
												218 H	Harvard	14	5				
												220 A	Rider	7	2				
												225 H	Penn	3	1				
												225 H	Penn	7	2				
												225 H	Penn	5	1				
												225 H	Penn	2	5				
												231 H	Dartmouth	2	1				
												231 H	Dartmouth	9	8				
LAST 15 GAMES				205 A	Columbia	7	8	225 H	Penn	3	1	225 H	Penn	7	2				
				205 A	Columbia	4	5	225 H	Penn	7	2	225 H	Penn	5	1				
				205 A	Columbia	6	2	155 A	St. John's (NY)	9	4	225 H	Penn	2	5				
				205 A	Columbia	4	8					231 H	Dartmouth	2	1				
				220 A	Rider	7	2					231 H	Dartmouth	9	8				

Non-Div. I Games:

Princeton

225	H	Penn	2	5
225	H	Penn	5	1

RPI	S	Opponent	Score	
257	A	Brown	25	7
257	A	Brown	11	9
272	N	NYIT	1	2

Princeton

P  
r  
i  
n  
c  
e  
t  
o  
n

P  
r  
i  
n  
c  
e  
t  
o  
n

Average RPI Win: 189		WON-LOST	WINNING	LAST 15	STRENGTH OF		OPP. STRENGTH	TEAM	ADJ	CONF.	ADJ CONF.
Average RPI Loss: 76		RECORD	PCT. RANK	GAMES	SCHEDULE		OF SCHEDULE	RPI	RPI	RPI	RPI
DIV. I ONLY		24-18-0	.57143	97	9-6-0		126	137	96	.52684	96
DIV. I NON-CONF.		15-12-0	.55556	115	4-2-0		73	160	84	.535	84
TOTALS		RPI 1-25	RPI 26-50		W-L RECORDS		RPI 51-100		RPI 101-150		RPI 150+
24-18-0		0-3-0	2-3-0		OVERALL		4-9-0		3-0-0		15-3-0
13-4-0		0-0-0	1-0-0		HOME		1-3-0		3-0-0		8-1-0
8-11-0		0-3-0	1-2-0		AWAY		3-5-0		0-0-0		4-1-0
3-3-0		0-0-0	0-1-0		NEUTRAL		0-1-0		0-0-0		3-1-0
15-12-0		0-3-0	2-3-0		NON-CONFERENCE		1-3-0		3-0-0		9-3-0
9-2-0		0-0-0	1-0-0		HOME		0-1-0		3-0-0		5-1-0
3-7-0		0-3-0	1-0-		AWAY		1-1-0		0-0-0		1-1-0
3-3-0		0-0-0	0-1-0		NEUTRAL		0-1-0		0-0-0		3-1-0
9-6-0		0-0-0	0-0-0		CONFERENCE		3-6-0		0-0-0		6-0-0
4-2-0		0-0-0	0-0-0		HOME		1-2-0		0-0-0		3-0-0
5-4-0		0-0-0	0-0-0		AWAY		2-4-0		0-0-0		3-0-0
0-0-0		0-0-0	0-0-0		NEUTRAL		0-0-0		0-0-0		0-0-0
RPI S	Opponent	Score	RPI S	Opponent	Score	RPI S	Opponent	Score	RPI S	Opponent	Score
3 A	South Carolina	1 7	28 A	UNCW	2 11	55 A	Duke	2 1	113 H	West Virginia	5 4
3 A	South Carolina	2 4	28 A	UNCW	5 4	73 A	Rutgers	4 6	134 H	Rhode Island	5 3
3 A	South Carolina	5 16	28 A	UNCW	1 5	73 A	Rutgers	0 5	136 H	Binghamton	5 2
			32 N	Bryant	1 3	73 A	Rutgers	7 5	157 N	Monmouth	1 3
			34 H	Pittsburgh	7 0	76 H	Michigan St.	0 7	161 A	Richmond	5 6
						76 H	Michigan St.	7 6	224 H	Niagara	3 4
						76 H	Michigan St.	2 5	224 H	Niagara	16 4
						78 A	Kent St.	9 10	224 H	Niagara	4 1
						78 H	Kent St.	2 6	235 N	Army West Point	5 4
						87 A	Illinois	1 6	235 N	Army West Point	11 0
						87 A	Illinois	0 5	241 H	Youngstown St.	6 1
						87 A	Illinois	5 3	254 A	Northwestern	11 3
						95 N	Princeton	2 6	254 A	Northwestern	8 2
									254 A	Northwestern	4 2
									259 A	Lafayette	20 12
									263 H	Purdue	7 2
									263 H	Purdue	3 1
									263 H	Purdue	7 6
									272 N	NYIT	15 2
									281 H	Bucknell	9 5
									281 H	Bucknell	8 1
LAST 15 GAMES											
78 H	Kent St.	2 6	254 A	Northwestern	8 2						
73 A	Rutgers	7 5	254 A	Northwestern	4 2						
73 A	Rutgers	4 6	281 H	Bucknell	8 1						
73 A	Rutgers	0 5									
78 A	Kent St.	9 10									

Non-Div. I Games:

Penn St.

281	H	Bucknell	9	5
254	A	Northwestern	11	3

P  
e  
n  
n  
S  
t  
.

P  
e  
n  
n  
S  
t  
.



Average RPI Win:	150	WON-LOST RECORD	WINNING PCT. RANK	LAST 15 GAMES	STRENGTH OF SCHEDULE	OPP. STRENGTH OF SCHEDULE	TEAM RPI	ADJ RPI	CONF. RPI	ADJ CONF. RPI									
DIV. I ONLY		22-20-0	.52381	130	10-5-0	144	63	97	.52663	97	9	9							
DIV. I NON-CONF.		12-12-0	.5	145	4-1-0	147	34	91	.53331	91	8	8							
<hr/>																			
TOTALS	RPI 1-25	RPI 26-50		W-L RECORDS		RPI 51-100		RPI 101-150		RPI 150+									
22-20-0	1-2-0	1-2-0		OVERALL		0-6-0		10-7-0		10-3-0									
8-6-0	0-0-0	0-0-0		HOME		0-0-0		3-5-0		5-1-0									
14-14-0	1-2-0	1-2-0		AWAY		0-6-0		7-2-0		5-2-0									
0-0-0	0-0-0	0-0-0		NEUTRAL		0-0-0		0-0-0		0-0-0									
12-12-0	1-2-0	0-0-0		NON-CONFERENCE		0-6-0		5-3-0		6-1-0									
3-2-0	0-0-0	0-0-0		HOME		0-0-0		0-2-0		3-0-0									
9-10-0	1-2-0	0-0-		AWAY		0-6-0		5-1-0		3-1-0									
0-0-0	0-0-0	0-0-0		NEUTRAL		0-0-0		0-0-0		0-0-0									
10-8-0	0-0-0	1-2-0		CONFERENCE		0-0-0		5-4-0		4-2-0									
5-4-0	0-0-0	0-0-0		HOME		0-0-0		3-3-0		2-1-0									
5-4-0	0-0-0	1-2-0		AWAY		0-0-0		2-1-0		2-1-0									
0-0-0	0-0-0	0-0-0		NEUTRAL		0-0-0		0-0-0		0-0-0									
RPI	S	Opponent	Score		RPI	S	Opponent	Score		RPI	S	Opponent	Score						
20	A	TCU	5	3	39	A	BYU	1	4	67	A	UCLA	5	6					
20	A	TCU	0	5	39	A	BYU	4	7	70	A	Long Beach St.	4	6					
20	A	TCU	0	1	39	A	BYU	10	5	80	A	Nebraska	4	5					
										80	A	Nebraska	0	7					
										80	A	Nebraska	4	6					
										80	A	Nebraska	0	3					
												110	A	UC Irvine	7	2			
												110	H	UC Irvine	1	5			
												112	H	Pepperdine	8	9			
												112	H	Pepperdine	7	0			
												112	H	Pepperdine	0	6			
												122	A	FIU	5	4			
												122	A	FIU	10	3			
												122	A	FIU	8	4			
												122	A	FIU	0	6			
												126	A	Southern California	8	0			
												126	H	Southern California	3	4			
												129	A	San Diego	8	5			
												129	A	San Diego	1	5			
												129	A	San Diego	7	2			
												139	H	San Francisco	13	4			
												139	H	San Francisco	3	4			
												139	H	San Francisco	5	1			
												179	H	Portland	1	3			
												179	H	Portland	8	1			
												179	H	Portland	3	0			
												180	H	Hawaii	13	2			
												186	A	San Jose St.	4	3			
												186	A	San Jose St.	5	8			
												186	A	San Jose St.	13	4			
												188	H	UC Riverside	2	1			
												194	A	Pacific	1	7			
												194	A	Pacific	7	4			
LAST 15 GAMES																			
					253	H	CSU Bakersfield	7	3	112	H	Pepperdine	7	0	186	A	San Jose St.	4	3
					180	H	Hawaii	13	2	112	H	Pepperdine	0	6	186	A	San Jose St.	13	4
					194	A	Pacific	7	4	67	A	UCLA	5	6	188	H	UC Riverside	2	1
					194	A	Pacific	9	1						194	A	Pacific	1	7
					194	A	Pacific	1	7						194	A	Pacific	7	4

Non-Div. I Games:

Loyola Marymount

253	A	CSU Bakersfield	17	5
112	H	Pepperdine	8	9

RPI	S	Opponent	Score	
194	A	Pacific	9	1
253	A	CSU Bakersfield	17	5
253	H	CSU Bakersfield	7	3

Loyola Marymount

L  
o  
y  
o  
l  
a  
M  
a  
r  
y  
m  
o  
u  
n  
t

L  
o  
y  
o  
l  
a  
M  
a  
r  
y  
m  
o  
u  
n  
t

Average RPI Win: 177		WON-LOST RECORD		WINNING PCT. RANK		LAST 15 GAMES		STRENGTH OF SCHEDULE		OPP. STRENGTH OF SCHEDULE		TEAM RPI		ADJ RPI		CONF. RPI		ADJ CONF. RPI	
DIV. I ONLY		21-21-0		.5 142		6-9-0		34		98		98		.52601 98		1		1	
DIV. I NON-CONF.		17-7-0		.70833 47		2-1-0		203		278		120		.51964 120		2		2	
TOTALS		RPI 1-25		RPI 26-50		W-L RECORDS		RPI 51-100		RPI 101-150		RPI 150+							
21-21-0		0-12-0		1-1-0		OVERALL		3-2-0		5-3-0		12-3-0							
11-11-0		0-6-0		1-1-0		HOME		1-0-0		2-1-0		7-3-0							
3-8-0		0-6-0		0-0-0		AWAY		2-2-0		1-0-0		0-0-0							
7-2-0		0-0-0		0-0-0		NEUTRAL		0-0-0		2-2-0		5-0-0							
17-7-0		0-0-0		1-1-0		NON-CONFERENCE		1-1-0		3-2-0		12-3-0							
9-4-0		0-0-0		1-1-0		HOME		1-0-0		0-0-0		7-3-0							
1-1-0		0-0-0		0-0-		AWAY		0-1-0		1-0-0		0-0-0							
7-2-0		0-0-0		0-0-0		NEUTRAL		0-0-0		2-2-0		5-0-0							
4-14-0		0-12-0		0-0-0		CONFERENCE		2-1-0		2-1-0		0-0-0							
2-7-0		0-6-0		0-0-0		HOME		0-0-0		2-1-0		0-0-0							
2-7-0		0-6-0		0-0-0		AWAY		2-1-0		0-0-0		0-0-0							
0-0-0		0-0-0		0-0-0		NEUTRAL		0-0-0		0-0-0		0-0-0							
RPI	S	Opponent		Score		RPI	S	Opponent		Score		RPI	S	Opponent		Score			
1	A	Florida		5	7	38	H	Southeast Mo. St.		13	6	83	A	Arkansas		6	7		
1	A	Florida		3	4	38	H	Southeast Mo. St.		2	7	83	A	Arkansas		8	5		
1	A	Florida		2	6							83	A	Arkansas		10	1		
3	A	South Carolina		5	8							92	A	Missouri St.		1	16		
3	A	South Carolina		1	5							92	H	Missouri St.		17	9		
3	A	South Carolina		2	9														
15	H	Vanderbilt		0	2														
15	H	Vanderbilt		6	8														
15	H	Vanderbilt		7	17														
17	H	LSU		5	9														
17	H	LSU		5	7														
17	H	LSU		2	15														
						LAST 15 GAMES													
						92	H	Missouri St.		17	9	92	A	Missouri St.		1	16		
						3	A	South Carolina		2	9	116	H	Auburn		4	3		
						3	A	South Carolina		1	5	116	H	Auburn		2	0		
						3	A	South Carolina		5	8								
						17	H	LSU		2	15								

Non-Div. I Games:

Missouri

17 H LSU	5	9
17 H LSU	5	7

M  
i  
s  
s  
o  
u  
r  
i

M  
i  
s  
s  
o  
u  
r  
i

Average RPI Win: 145		WON-LOST RECORD		WINNING PCT. RANK		LAST 15 GAMES		STRENGTH OF SCHEDULE		OPP. STRENGTH OF SCHEDULE		TEAM RPI		ADJ RPI		CONF. RPI		ADJ CONF. RPI	
DIV. I ONLY		24-18-0		.57143 97		9-6-0		92		121		99		.52512 99		14		14	
DIV. I NON-CONF.		18-12-0		.6 87		5-3-0		95		131		104		.52634 104		16		16	
TOTALS		RPI 1-25		RPI 26-50		W-L RECORDS		RPI 51-100		RPI 101-150		RPI 150+							
24-18-0		1-2-0		2-3-0		OVERALL		4-3-0		9-6-0		8-4-0							
18-9-0		0-0-0		2-3-0		HOME		3-2-0		6-2-0		7-2-0							
6-9-0		1-2-0		0-0-0		AWAY		1-1-0		3-4-0		1-2-0							
0-0-0		0-0-0		0-0-0		NEUTRAL		0-0-0		0-0-0		0-0-0							
18-12-0		1-2-0		2-3-0		NON-CONFERENCE		4-3-0		4-2-0		7-2-0							
14-7-0		0-0-0		2-3-0		HOME		3-2-0		2-0-0		7-2-0							
4-5-0		1-2-0		0-0-		AWAY		1-1-0		2-2-0		0-0-0							
0-0-0		0-0-0		0-0-0		NEUTRAL		0-0-0		0-0-0		0-0-0							
6-6-0		0-0-0		0-0-0		CONFERENCE		0-0-0		5-4-0		1-2-0							
4-2-0		0-0-0		0-0-0		HOME		0-0-0		4-2-0		0-0-0							
2-4-0		0-0-0		0-0-0		AWAY		0-0-0		1-2-0		1-2-0							
0-0-0		0-0-0		0-0-0		NEUTRAL		0-0-0		0-0-0		0-0-0							
RPI	S	Opponent		Score		RPI	S	Opponent		Score		RPI	S	Opponent		Score			
18	A	Southern Miss.		2	8	39	H	BYU		1	7	62	H	Jacksonville		2	9		
18	A	Southern Miss.		10	8	39	H	BYU		10	5	62	H	Jacksonville		8	5		
18	A	Southern Miss.		3	6	39	H	BYU		3	4	62	H	Jacksonville		2	7		
						39	H	BYU		4	6	71	A	Jacksonville St.		7	6		
						49	H	Alabama		3	2	71	H	Jacksonville St.		10	7		
												84	A	Troy		3	5		
												84	H	Troy		20	6		
												105	H	Mercer		3	1		
												105	H	Mercer		3	5		
												105	H	Mercer		11	5		
												115	A	Western Caro.		5	6		
												115	A	Western Caro.		13	7		
												115	A	Western Caro.		5	10		
												117	H	UAB		13	2		
												127	H	Wofford		11	3		
												127	H	Wofford		6	0		
												127	H	Wofford		3	4		
												144	A	La.-Monroe		10	2		
												144	A	La.-Monroe		2	5		
												144	A	La.-Monroe		4	6		
												148	A	Alabama St.		18	7		
												148	H	Alabama St.		13	3		
												151	A	Furman		5	8		
												151	A	Furman		5	3		
												151	A	Furman		2	4		
												193	H	Kansas		13	9		
												193	H	Kansas		5	9		
												193	H	Kansas		3	2		
												280	H	Butler		14	1		
												280	H	Butler		4	3		
												280	H	Butler		16	1		
												280	H	Butler		12	2		
												298	H	Alabama A&M		5	7		
												298	H	Alabama A&M		18	6		
LAST 15 GAMES																			
						49	H	Alabama		3	2	115	A	Western Caro.		13	7		
						193	H	Kansas		5	9	115	A	Western Caro.		5	10		
						193	H	Kansas		13	9	148	H	Alabama St.		13	3		
						193	H	Kansas		3	2								
						298	H	Alabama A&M		18	6								

Non-Div. I Games:

Samford

298	H	Alabama A&M	5	7
115	A	Western Caro.	5	6

S  
a  
m  
f  
o  
r  
d

S  
a  
m  
f  
o  
r  
d

[illegible]

**Non-Div. I Games:**

Ohio St.

73 H Rutgers	11	3
73 H Rutgers	4	7

O  
h  
i  
o  
s  
t  
.

O  
h  
i  
o  
s  
t  
.



Average RPI Win: 112		WON-LOST RECORD		WINNING PCT. RANK		LAST 15 GAMES		STRENGTH OF SCHEDULE		OPP. STRENGTH OF SCHEDULE		TEAM RPI		ADJ RPI		CONF. RPI		ADJ CONF. RPI					
DIV. I ONLY		20-21-0		.4878 156		9-6-0		42		30		101		.52408 101		5		5					
DIV. I NON-CONF.		11-15-0		.42308 193		2-2-0		57		25		160		.49231 159		5		5					
TOTALS		RPI 1-25		RPI 26-50		W-L RECORDS		RPI 51-100		RPI 101-150		RPI 150+											
20-21-0		4-3-0		1-7-0		OVERALL		4-5-0		5-4-0		6-2-0											
13-13-0		2-1-0		1-7-0		HOME		3-2-0		2-1-0		5-2-0											
7-7-0		2-2-0		0-0-0		AWAY		1-2-0		3-3-0		1-0-0											
0-1-0		0-0-0		0-0-0		NEUTRAL		0-1-0		0-0-0		0-0-0											
11-15-0		0-1-0		1-7-0		NON-CONFERENCE		4-5-0		2-1-0		4-1-0											
9-11-0		0-0-0		1-7-0		HOME		3-2-0		2-1-0		3-1-0											
2-3-0		0-1-0		0-0-		AWAY		1-2-0		0-0-0		1-0-0											
0-1-0		0-0-0		0-0-0		NEUTRAL		0-1-0		0-0-0		0-0-0											
9-6-0		4-2-0		0-0-0		CONFERENCE		0-0-0		3-3-0		2-1-0											
4-2-0		2-1-0		0-0-0		HOME		0-0-0		0-0-0		2-1-0											
5-4-0		2-1-0		0-0-0		AWAY		0-0-0		3-3-0		0-0-0											
0-0-0		0-0-0		0-0-0		NEUTRAL		0-0-0		0-0-0		0-0-0											
RPI	S	Opponent		Score		RPI	S	Opponent		Score		RPI	S	Opponent		Score							
4	A	Texas A&M		4	5	31	H	Tulane		10	3	67	A	UCLA		3	6	106	A	Oklahoma	1	6	
14	A	Texas Tech		7	4	31	H	Tulane		2	3	67	A	UCLA		4	5	106	A	Oklahoma	5	3	
14	A	Texas Tech		6	13	31	H	Tulane		3	5	67	A	UCLA		7	5	106	A	Oklahoma	3	4	
14	A	Texas Tech		17	1	40	H	California		0	6	79	N	Houston		2	3	141	H	UNLV	7	0	
20	H	TCU		2	0	40	H	California		3	4	85	H	Sam Houston St.		12	3	141	H	UNLV	3	4	
20	H	TCU		4	3	40	H	California		1	4	91	H	Stanford		0	1	141	H	UNLV	11	2	
20	H	TCU		5	9	40	H	California		7	10	91	H	Stanford		1	11	143	A	Kansas St.	12	5	
						42	H	Lamar		2	4	91	H	Stanford		4	3	143	A	Kansas St.	2	3	
												91	H	Stanford		9	0	143	A	Kansas St.	6	3	
																		152	H	UTSA	11	2	
																		158	A	Texas St.	10	4	
																		158	H	Texas St.	6	2	
																		193	H	Kansas	5	11	
																		193	H	Kansas	8	6	
																		193	H	Kansas	12	2	
																		226	H	A&M-Corpus Christi	0	5	
																		274	H	UTRGV	7	5	
						LAST 15 GAMES																	
						158	H	Texas St.		6	2	193	H	Kansas		5	11						
						14	A	Texas Tech		17	1	79	N	Houston		2	3						
						14	A	Texas Tech		7	4	143	A	Kansas St.		2	3						
						14	A	Texas Tech		6	13												
						274	H	UTRGV		7	5												

Non-Div. I Games:

Texas

193	H	Kansas	12	2
193	H	Kansas	8	6

T  
e  
x  
a  
s

T  
e  
x  
a  
s

Average RPI Win:	175	WON-LOST RECORD	WINNING PCT. RANK	LAST 15 GAMES	STRENGTH OF SCHEDULE	OPP. STRENGTH OF SCHEDULE	TEAM RPI	ADJ RPI	CONF. RPI	ADJ CONF. RPI		
DIV. I ONLY		24-16-0	.6	81	10-5-0	157	118	102	.52274	102	11	11
DIV. I NON-CONF.		20-11-0	.64516	63	6-0-0	190	117	87	.53394	87	13	13
<hr/>												
TOTALS	RPI 1-25	RPI 26-50		W-L RECORDS		RPI 51-100		RPI 101-150		RPI 150+		
24-16-0	1-1-0	1-6-0		OVERALL		4-2-0		5-4-0		13-3-0		
8-8-0	0-0-0	0-3-0		HOME		1-2-0		0-1-0		7-2-0		
9-6-0	1-1-0	1-2-0		AWAY		0-0-0		4-3-0		3-0-0		
7-2-0	0-0-0	0-1-0		NEUTRAL		3-0-0		1-0-0		3-1-0		
20-11-0	1-1-0	1-3-0		NON-CONFERENCE		4-2-0		3-3-0		11-2-0		
6-4-0	0-0-0	0-0-0		HOME		1-2-0		0-1-0		5-1-0		
7-5-0	1-1-0	1-0-		AWAY		0-0-0		2-2-0		3-0-0		
7-2-0	0-0-0	0-1-0		NEUTRAL		3-0-0		1-0-0		3-1-0		
4-5-0	0-0-0	0-3-0		CONFERENCE		0-0-0		2-1-0		2-1-0		
2-4-0	0-0-0	0-3-0		HOME		0-0-0		0-0-0		2-1-0		
2-1-0	0-0-0	0-0-0		AWAY		0-0-0		2-1-0		0-0-0		
0-0-0	0-0-0	0-0-0		NEUTRAL		0-0-0		0-0-0		0-0-0		
RPI	S	Opponent	Score	RPI	S	Opponent	Score	RPI	S	Opponent	Score	
8	A	North Carolina St.	11 7	27	A	Oklahoma St.	2 0	72	N	Oral Roberts	3 2	
8	A	North Carolina St.	3 8	27	A	Oklahoma St.	2 9	72	N	Oral Roberts	9 5	
				27	A	Oklahoma St.	0 1	80	H	Nebraska	4 10	
				45	H	Dallas Baptist	5 10	80	H	Nebraska	4 11	
				45	H	Dallas Baptist	6 7	87	H	Illinois	5 4	
				45	H	Dallas Baptist	2 3	94	N	Iowa	11 3	
				50	N	Boston College	3 5					
			</									

Non-Div. I Games:

Indiana St.

243 H Illinois St.	6	5
243 H Illinois St.	1	5

I  
n  
d  
i  
a  
n  
a  
S  
t  
.

I  
n  
d  
i  
a  
n  
a  
S  
t  
.

Average RPI Win:		157	WON-LOST RECORD		WINNING PCT. RANK		LAST 15 GAMES		STRENGTH OF SCHEDULE		OPP. STRENGTH OF SCHEDULE		TEAM RPI		ADJ RPI		CONF. RPI		ADJ CONF. RPI				
Average RPI Loss:		84																					
DIV. I ONLY			22-20-0		.52381 130		7-8-0		81		96		103		.52255 103		10		10				
DIV. I NON-CONF.			14-10-0		.58333 97		2-2-0		77		68		82		.53637 82		11		11				
TOTALS		RPI 1-25		RPI 26-50		W-L RECORDS		RPI 51-100		RPI 101-150		RPI 150+											
22-20-0		1-4-0		1-5-0		OVERALL		3-3-0		8-6-0		9-2-0											
14-10-0		0-2-0		1-1-0		HOME		0-0-0		6-6-0		7-1-0											
8-10-0		1-2-0		0-4-0		AWAY		3-3-0		2-0-0		2-1-0											
0-0-0		0-0-0		0-0-0		NEUTRAL		0-0-0		0-0-0		0-0-0											
14-10-0		1-4-0		1-2-0		NON-CONFERENCE		1-2-0		4-1-0		7-1-0											
10-5-0		0-2-0		1-1-0		HOME		0-0-0		2-1-0		7-1-0											
4-5-0		1-2-0		0-0-		AWAY		1-2-0		2-0-0		0-0-0											
0-0-0		0-0-0		0-0-0		NEUTRAL		0-0-0		0-0-0		0-0-0											
8-10-0		0-0-0		0-3-0		CONFERENCE		2-1-0		4-5-0		2-1-0											
4-5-0		0-0-0		0-0-0		HOME		0-0-0		4-5-0		0-0-0											
4-5-0		0-0-0		0-3-0		AWAY		2-1-0		0-0-0		2-1-0											
0-0-0		0-0-0		0-0-0		NEUTRAL		0-0-0		0-0-0		0-0-0											
RPI	S	Opponent		Score		RPI	S	Opponent		Score		RPI	S	Opponent		Score		RPI	S	Opponent		Score	
4	A	Texas A&M		3	7	27	H	Oklahoma St.		3	2	56	A	Louisiana Tech		3	8	121	H	Arkansas St.		11	8
14	H	Texas Tech		4	6	27	H	Oklahoma St.		3	5	56	A	Louisiana Tech		5	4	121	H	Arkansas St.		2	0
20	A	TCU		1	5	36	A	South Ala.		3	4	56	A	Louisiana Tech		8	12	121	H	Arkansas St.		0	4
20	A	TCU		4	3	36	A	South Ala.		3	4	84	A	Troy		2	5	123	H	Ga. Southern		6	10
20	H	TCU		4	17	36	A	South Ala.		4	6	84	A	Troy		4	2	123	H	Ga. Southern		0	6
						45	A	Dallas Baptist		2	13	84	A	Troy		18	5	123	H	Ga. Southern		4	0
																		131	A	Baylor		9	2
																		131	H	Baylor		6	3
																		140	A	SFA		13	5
																		140	H	SFA		1	12
																		140	H	SFA		13	7
																		144	H	La.-Monroe		8	4
																		144	H	La.-Monroe		2	3
																		144	H	La.-Monroe		3	8
																		182	H	Houston Baptist		10	0
																		226	H	A&M-Corpus Christi		6	8
																		226	H	A&M-Corpus Christi		7	1
																		226	H	A&M-Corpus Christi		6	2
																		226	H	A&M-Corpus Christi		10	4
																		234	A	Georgia St.		18	16
																		234	A	Georgia St.		9	5
																		234	A	Georgia St.		7	8
																		270	H	Incarnate Word		9	3
																		270	H	Incarnate Word		10	2
																		270	H	Incarnate Word		13	0
LAST 15 GAMES																							
	4	A	Texas A&M		3	7												123	H	Ga. Southern		4	0
	84	A	Troy		4	2												182	H	Houston Baptist		10	0
	84	A	Troy		18	5												144	H	La.-Monroe		8	4
	84	A	Troy		2	5																	
	45	A	Dallas Baptist		2	13																	

Non-Div. I Games:

UT Arlington

123 H Ga. Southern	6	10
123 H Ga. Southern	0	6

U  
T  
A  
r  
l  
i  
n  
g  
t  
o  
n

U  
T  
A  
r  
l  
i  
n  
g  
t  
o  
n

Average RPI Win: 169		WON-LOST RECORD		WINNING PCT. RANK		LAST 15 GAMES		STRENGTH OF SCHEDULE		OPP. STRENGTH OF SCHEDULE		TEAM RPI		ADJ RPI		CONF. RPI		ADJ CONF. RPI				
DIV. I ONLY		21-17-0		.55263 111		8-7-0		100		140		104		.52208 104		3		3				
DIV. I NON-CONF.		11-9-0		.55 121		1-2-0		171		264		163		.4918 162		4		4				
TOTALS		RPI 1-25		RPI 26-50		W-L RECORDS		RPI 51-100		RPI 101-150		RPI 150+										
21-17-0		1-3-0		1-2-0		OVERALL		2-1-0		3-6-0		14-5-0										
14-7-0		1-2-0		1-2-0		HOME		2-1-0		1-1-0		9-1-0										
7-8-0		0-1-0		0-0-0		AWAY		0-0-0		2-3-0		5-4-0										
0-2-0		0-0-0		0-0-0		NEUTRAL		0-0-0		0-2-0		0-0-0										
11-9-0		0-1-0		0-0-0		NON-CONFERENCE		0-0-0		1-5-0		10-3-0										
10-2-0		0-0-0		0-0-0		HOME		0-0-0		1-1-0		9-1-0										
1-5-0		0-1-0		0-0-		AWAY		0-0-0		0-2-0		1-2-0										
0-2-0		0-0-0		0-0-0		NEUTRAL		0-0-0		0-2-0		0-0-0										
10-8-0		1-2-0		1-2-0		CONFERENCE		2-1-0		2-1-0		4-2-0										
4-5-0		1-2-0		1-2-0		HOME		2-1-0		0-0-0		0-0-0										
6-3-0		0-0-0		0-0-0		AWAY		0-0-0		2-1-0		4-2-0										
0-0-0		0-0-0		0-0-0		NEUTRAL		0-0-0		0-0-0		0-0-0										
RPI	S	Opponent		Score		RPI	S	Opponent		Score		RPI	S	Opponent		Score						
11	A	Coastal Caro.		3	9	35	H	Fla. Atlantic		3	6	56	H	Louisiana Tech		6	10	113	A	West Virginia	8	9
18	H	Southern Miss.		10	8	35	H	Fla. Atlantic		7	2	56	H	Louisiana Tech		10	4	113	H	West Virginia	4	5
18	H	Southern Miss.		2	3	35	H	Fla. Atlantic		2	10	56	H	Louisiana Tech		7	4	114	A	Morehead St.	0	13
18	H	Southern Miss.		4	14													114	H	Morehead St.	6	5
																		122	A	FIU	5	4
																		122	A	FIU	5	10
																		122	A	FIU	6	5
																		135	N	Liberty	8	9
																		135	N	Liberty	3	7
																		152	A	UTSA	4	5
																		152	A	UTSA	5	2
																		152	A	UTSA	8	3
																		160	A	Charlotte	0	5
																		160	A	Charlotte	10	5
																		160	A	Charlotte	7	2
																		168	A	Florida A&M	11	9
																		168	A	Florida A&M	4	9
																		168	A	Florida A&M	4	20
																		215	H	Eastern Ky.	5	4
																		215	H	Eastern Ky.	6	0
																		237	H	Ohio	1	4
																		257	H	Brown	14	0
																		257	H	Brown	7	2
																		257	H	Brown	3	2
																		257	H	Brown	2	0
																		260	H	Lehigh	4	2
																		260	H	Lehigh	6	4
				LAST 15 GAMES																		
																		113	A	West Virginia	8	9
																		160	A	Charlotte	0	5
																		160	A	Charlotte	10	5
																		160	A	Charlotte	7	2
																		215	H	Eastern Ky.	6	0

Non-Div. I Games:

Marshall

35	H	Fla. Atlantic	7	2
35	H	Fla. Atlantic	2	10

RPI	S	Opponent	Score	
260	H	Lehigh	12	6

Marshall

M  
a  
r  
s  
h  
a  
l  
l

M  
a  
r  
s  
h  
a  
l  
l



Average RPI Win: 177		WON-LOST RECORD		WINNING PCT. RANK		LAST 15 GAMES		STRENGTH OF SCHEDULE		OPP. STRENGTH OF SCHEDULE		TEAM RPI		ADJ RPI		CONF. RPI		ADJ CONF. RPI		
DIV. I ONLY		26-16-0		.61905 70		10-5-0		162		97		105		.52194 105		14		14		
DIV. I NON-CONF.		16-11-0		.59259 91		2-2-0		164		52		122		.51892 122		16		16		
TOTALS		RPI 1-25		RPI 26-50		W-L RECORDS		RPI 51-100		RPI 101-150		RPI 150+								
26-16-0		2-2-0		0-0-0		OVERALL		3-6-0		2-3-0		19-5-0								
17-9-0		0-2-0		0-0-0		HOME		2-1-0		2-2-0		13-4-0								
9-7-0		2-0-0		0-0-0		AWAY		1-5-0		0-1-0		6-1-0								
0-0-0		0-0-0		0-0-0		NEUTRAL		0-0-0		0-0-0		0-0-0								
16-11-0		2-2-0		0-0-0		NON-CONFERENCE		2-4-0		0-2-0		12-3-0								
11-6-0		0-2-0		0-0-0		HOME		2-1-0		0-1-0		9-2-0								
5-5-0		2-0-0		0-0-		AWAY		0-3-0		0-1-0		3-1-0								
0-0-0		0-0-0		0-0-0		NEUTRAL		0-0-0		0-0-0		0-0-0								
10-5-0		0-0-0		0-0-0		CONFERENCE		1-2-0		2-1-0		7-2-0								
6-3-0		0-0-0		0-0-0		HOME		0-0-0		2-1-0		4-2-0								
4-2-0		0-0-0		0-0-0		AWAY		1-2-0		0-0-0		3-0-0								
0-0-0		0-0-0		0-0-0		NEUTRAL		0-0-0		0-0-0		0-0-0								
RPI	S	Opponent		Score		RPI	S	Opponent		Score		RPI	S	Opponent		Score				
22	A	Georgia Tech		9	8			51	A	Col. of Charleston	4 5	123	A	Ga. Southern		5 8				
22	H	Georgia Tech		5	6			51	A	Col. of Charleston	2 6	123	H	Ga. Southern		10 11				
25	A	Georgia		3	1			51	A	Col. of Charleston	13 17	127	H	Wofford		5 7				
25	H	Georgia		6	7			66	H	Austin Peay	14 4	127	H	Wofford		14 3				
								66	H	Austin Peay	7 10	127	H	Wofford		12 7				
								66	H	Austin Peay	13 12	151	H	Furman		0 4				
								99	A	Samford	5 11	151	H	Furman		8 4				
								99	A	Samford	1 3	151	H	Furman		8 7				
								99	A	Samford	5 3	168	H	Florida A&M		7 14				
												168	H	Florida A&M		11 3				
												170	H	Xavier		18 14				
												170	H	Xavier		5 3				
												170	H	Xavier		3 1				
												196	A	Kennesaw St.		10 7				
												196	A	Kennesaw St.		9 6				
												196	H	Kennesaw St.		11 5				
												210	H	Radford		8 7				
												210	H	Radford		9 2				
												210	H	Radford		10 7				
												233	H	VMI		3 4				
												233	H	VMI		7 2				
												233	H	VMI		10 6				
												234	A	Georgia St.		3 4				
												234	H	Georgia St.		6 10				
												275	A	ETSU		7 5				
												275	A	ETSU		9 8				
												275	A	ETSU		12 9				
LAST 15 GAMES																				
						287	A	Savannah St.		7 3	233	H	VMI		10 6	234	A	Georgia St.		3 4
						151	H	Furman		0 4	123	A	Ga. Southern		5 8	234	H	Georgia St.		6 10
						151	H	Furman		8 4	275	A	ETSU		9 8	275	A	ETSU		7 5
						151	H	Furman		8 7						275	A	ETSU		9 8
						22	A	Georgia Tech		9 8						275	A	ETSU		12 9

Non-Div. I Games:

Mercer

233	H	VMI	7	2
233	H	VMI	3	4

RPI	S	Opponent	Score	
287	A	Savannah St.	7	3
287	H	Savannah St.	16	6

Mercer

M  
e  
r  
c  
e  
r

M  
e  
r  
c  
e  
r

Average RPI Win:		154	WON-LOST RECORD		WINNING PCT. RANK		LAST 15 GAMES		STRENGTH OF SCHEDULE		OPP. STRENGTH OF SCHEDULE		TEAM RPI		ADJ RPI		CONF. RPI		ADJ CONF. RPI				
DIV. I ONLY			20-20-1		.5	142	8-7-0		97		34		106		.52126		106	5		5			
DIV. I NON-CONF.			14-10-1		.58	99	2-0-0		180		36		107		.52502		107	5		5			
TOTALS		RPI 1-25		RPI 26-50		W-L RECORDS		RPI 51-100		RPI 101-150		RPI 150+											
20-20-1		0-6-1		1-1-0		OVERALL		2-7-0		7-4-0		10-2-0											
13-8-0		0-0-0		1-1-0		HOME		1-2-0		6-3-0		5-2-0											
7-12-0		0-6-0		0-0-0		AWAY		1-5-0		1-1-0		5-0-0											
0-0-1		0-0-1		0-0-0		NEUTRAL		0-0-0		0-0-0		0-0-0											
14-10-1		0-0-1		1-0-0		NON-CONFERENCE		2-7-0		1-1-0		10-2-0											
7-4-0		0-0-0		1-0-0		HOME		1-2-0		0-0-0		5-2-0											
7-6-0		0-0-0		0-0-		AWAY		1-5-0		1-1-0		5-0-0											
0-0-1		0-0-1		0-0-0		NEUTRAL		0-0-0		0-0-0		0-0-0											
6-10-0		0-6-0		0-1-0		CONFERENCE		0-0-0		6-3-0		0-0-0											
6-4-0		0-0-0		0-1-0		HOME		0-0-0		6-3-0		0-0-0											
0-6-0		0-6-0		0-0-0		AWAY		0-0-0		0-0-0		0-0-0											
0-0-0		0-0-0		0-0-0		NEUTRAL		0-0-0		0-0-0		0-0-0											
RPI	S	Opponent		Score		RPI	S	Opponent		Score		RPI	S	Opponent		Score		RPI	S	Opponent		Score	
10	N	Mississippi St.		5	5	27	H	Oklahoma St.		3	4	67	A	UCLA		2	4	101	H	Texas		4	3
14	A	Texas Tech		1	6	45	H	Dallas Baptist		12	2	70	H	Long Beach St.		3	6	101	H	Texas		3	5
14	A	Texas Tech		0	5							70	H	Long Beach St.		3	7	101	H	Texas		6	1
14	A	Texas Tech		7	13							70	H	Long Beach St.		6	3	108	A	Little Rock		5	2
20	A	TCU		3	11							72	A	Oral Roberts		0	5	113	H	West Virginia		7	12
20	A	TCU		2	12							81	A	Fresno St.		3	2	113	H	West Virginia		12	6
20	A	TCU		0	2							85	A	Sam Houston St.		3	4	113	H	West Virginia		1	0
												85	A	Sam Houston St.		2	7	126	A	Southern California		4	5
												85	A	Sam Houston St.		3	4	131	H	Baylor		7	6
																		131	H	Baylor		1	6
																		131	H	Baylor		4	3
																		166	A	Wichita St.		15	7
																		166	H	Wichita St.		4	2
																		169	H	Central Ark.		3	0
																		189	H	Northeastern		13	4
																		189	H	Northeastern		10	4
																		189	H	Northeastern		2	3
																		189	H	Northeastern		3	5
																		203	H	Abilene Christian		7	1
																		253	A	CSU Bakersfield		10	7
																		253	A	CSU Bakersfield		6	3
																		253	A	CSU Bakersfield		6	4
																		253	A	CSU Bakersfield		13	0
LAST 15 GAMES																							
						113	H	West Virginia		7	12	166	A	Wichita St.		15	7						
						113	H	West Virginia		12	6	131	H	Baylor		7	6						
						113	H	West Virginia		1	0	131	H	Baylor		1	6						
						27	H	Oklahoma St.		3	4												
						20	A	TCU		0	2												

Non-Div. I Games:

Oklahoma

20 A TCU	2	12
20 A TCU	3	11

O  
k  
l  
a  
h  
o  
m  
a

O  
k  
l  
a  
h  
o  
m  
a

Average RPI Win: 172		WON-LOST	WINNING	LAST 15	STRENGTH OF	OPP. STRENGTH	TEAM	ADJ	CONF.	ADJ CONF.				
Average RPI Loss: 120		RECORD	PCT. RANK	GAMES	SCHEDULE	OF SCHEDULE	RPI	RPI	RPI	RPI				
DIV. I ONLY		24-14-0	.63158	61	5-10-0	206	90	107	.52097	107	8	8		
DIV. I NON-CONF.		21-5-0	.80769	14	2-1-0	280	141	93	.53176	93	10	10		
<hr/>														
TOTALS		RPI 1-25		RPI 26-50		W-L RECORDS		RPI 51-100		RPI 101-150		RPI 150+		
24-14-0		0-3-0		0-0-0		OVERALL		5-5-0		3-0-0		16-6-0		
15-6-0		0-0-0		0-0-0		HOME		4-2-0		2-0-0		9-4-0		
9-8-0		0-3-0		0-0-0		AWAY		1-3-0		1-0-0		7-2-0		
0-0-0		0-0-0		0-0-0		NEUTRAL		0-0-0		0-0-0		0-0-0		
21-5-0		0-0-0		0-0-0		NON-CONFERENCE		4-0-0		3-0-0		14-5-0		
12-3-0		0-0-0		0-0-0		HOME		3-0-0		2-0-0		7-3-0		
9-2-0		0-0-0		0-0-		AWAY		1-0-0		1-0-0		7-2-0		
0-0-0		0-0-0		0-0-0		NEUTRAL		0-0-0		0-0-0		0-0-0		
3-9-0		0-3-0		0-0-0		CONFERENCE		1-5-0		0-0-0		2-1-0		
3-3-0		0-0-0		0-0-0		HOME		1-2-0		0-0-0		2-1-0		
0-6-0		0-3-0		0-0-0		AWAY		0-3-0		0-0-0		0-0-0		
0-0-0		0-0-0		0-0-0		NEUTRAL		0-0-0		0-0-0		0-0-0		
RPI	S	Opponent		Score	RPI	S	Opponent		Score	RPI	S	Opponent		Score
9	A	UC Santa Barbara		0 1						57	H	UConn		2 1
9	A	UC Santa Barbara		2 8						57	H	UConn		12 4
9	A	UC Santa Barbara		4 5						60	A	Cal St. Fullerton		5 8
										60	A	Cal St. Fullerton		1 2
										60	A	Cal St. Fullerton		4 7
										67	A	UCLA		4 1
										67	H	UCLA		20 12
										70	H	Long Beach St.		4 2
										70	H	Long Beach St.		0 12
										70	H	Long Beach St.		3 6
	</													

Non-Div. I Games:

CSUN

9 A UC Santa Barbara	0	1
70 H Long Beach St.	0	12

C  
S  
U  
N

C  
S  
U  
N

Average RPI Win:		153	WON-LOST RECORD		WINNING PCT. RANK		LAST 15 GAMES		STRENGTH OF SCHEDULE		OPP. STRENGTH OF SCHEDULE		TEAM RPI		ADJ RPI		CONF. RPI		ADJ CONF. RPI				
DIV. I ONLY			20-18-0		.52632	127	8-7-0		102		171		108		.52064	108	10		10				
DIV. I NON-CONF.			7-10-0		.41176	203	0-3-0		182		248		244		.44911	244	11		11				
TOTALS		RPI 1-25		RPI 26-50		W-L RECORDS		RPI 51-100		RPI 101-150		RPI 150+											
20-18-0		2-1-0		0-3-0		OVERALL		4-4-0		3-3-0		11-7-0											
11-7-0		0-0-0		0-0-0		HOME		3-1-0		1-2-0		7-4-0											
9-11-0		2-1-0		0-3-0		AWAY		1-3-0		2-1-0		4-3-0											
0-0-0		0-0-0		0-0-0		NEUTRAL		0-0-0		0-0-0		0-0-0											
7-10-0		0-0-0		0-0-0		NON-CONFERENCE		1-4-0		1-2-0		5-4-0											
6-6-0		0-0-0		0-0-0		HOME		0-1-0		1-2-0		5-3-0											
1-4-0		0-0-0		0-0-		AWAY		1-3-0		0-0-0		0-1-0											
0-0-0		0-0-0		0-0-0		NEUTRAL		0-0-0		0-0-0		0-0-0											
13-8-0		2-1-0		0-3-0		CONFERENCE		3-0-0		2-1-0		6-3-0											
5-1-0		0-0-0		0-0-0		HOME		3-0-0		0-0-0		2-1-0											
8-7-0		2-1-0		0-3-0		AWAY		0-0-0		2-1-0		4-2-0											
0-0-0		0-0-0		0-0-0		NEUTRAL		0-0-0		0-0-0		0-0-0											
RPI	S	Opponent		Score		RPI	S	Opponent		Score		RPI	S	Opponent		Score		RPI	S	Opponent		Score	
16	A	La.-Lafayette		4	15	36	A	South Ala.		3	13	56	H	Louisiana Tech		4	7	102	H	Indiana St.		2	7
16	A	La.-Lafayette		7	1	36	A	South Ala.		5	7	72	A	Oral Roberts		3	4	102	H	Indiana St.		6	5
16	A	La.-Lafayette		10	5	36	A	South Ala.		6	10	72	A	Oral Roberts		2	3	106	H	Oklahoma		2	5
												72	A	Oral Roberts		5	14	123	A	Ga. Southern		17	8
												72	A	Oral Roberts		9	8	123	A	Ga. Southern		3	2
												84	H	Troy		4	3	123	A	Ga. Southern		2	3
												84	H	Troy		10	9	158	A	Texas St.		8	7
												84	H	Troy		11	8	158	A	Texas St.		10	2
																		158	A	Texas St.		7	6
																		169	A	Central Ark.		1	6
																		169	H	Central Ark.		6	5
																		193	H	Kansas		4	2
																		227	H	IPFW		2	4
																		227	H	IPFW		7	9
																		227	H	IPFW		8	6
																		227	H	IPFW		6	9
																		234	H	Georgia St.		15	2
																		234	H	Georgia St.		5	7
																		234	H	Georgia St.		9	7
																		250	A	Appalachian St.		7	8
																		250	A	Appalachian St.		7	8
																		250	A	Appalachian St.		9	3
																		279	H	Ark.-Pine Bluff		7	2
																		299	H	Mississippi Val.		20	3
LAST 15 GAMES																							
																		123	A	Ga. Southern		17	8
																		123	A	Ga. Southern		3	2
																		123	A	Ga. Southern		2	3
																		158	A	Texas St.		7	6
																		158	A	Texas St.		10	2

Non-Div. I Games:

Little Rock

158	A	Texas St.	8	7
169	A	Central Ark.	1	6

L  
i  
t  
t  
l  
e  
R  
o  
c  
k

L  
i  
t  
t  
l  
e  
R  
o  
c  
k



# Seattle

See at the

Seattle

Seattle

43	H	Washington	3	2
171	H	Grand Canyon	4	8

Through Games Of April 28, 2016

RPI	S	Opponent	Score	
291	A	Chicago St.	12	4

Seattle

S  
e  
a  
t  
t  
l  
e

S  
e  
a  
t  
t  
l  
e

DIV. I ONLY

DIV. I NON-CONF.

24-14-0

18-8-0

.63158

.69231

61

51

9-6-0

3-1-0

248

250

49

18

110

95

.51982

.53138

110

95

8

10

8

10

TOTALS

RPI 1-25

RPI 26-50

W-L RECORDS

RPI 51-100

RPI 101-150

RPI 150+

24-14-0

0-0-0

0-0-0

OVERALL

4-5-0

9-0-0

11-9-0

13-4-0

0-0-0

0-0-0

HOME

1-1-0

7-0-0

5-3-0

11-10-0

0-0-0

0-0-0

AWAY

3-4-0

2-0-0

6-6-0

0-0-0

0-0-0

0-0-0

NEUTRAL

0-0-0

0-0-0

0-0-0

18-8-0

0-0-0

0-0-0

NON-CONFERENCE

3-3-0

9-0-0

6-5-0

11-3-0

0-0-0

0-0-0

HOME

1-1-0

7-0-0

3-2-0

7-5-0

0-0-0

0-0-

AWAY

2-2-0

2-0-0

3-3-0

0-0-0

0-0-0

0-0-0

NEUTRAL

0-0-0

0-0-0

0-0-0

6-6-0

0-0-0

0-0-0

CONFERENCE

1-2-0

0-0-0

5-4-0

2-1-0

0-0-0

0-0-0

HOME

0-0-0

0-0-0

2-1-0

4-5-0

0-0-0

0-0-0

AWAY

1-2-0

0-0-0

3-3-0

0-0-0

0-0-0

0-0-0

NEUTRAL

0-0-0

0-0-0

0-0-0

RPI

S

Opponent

Score

RPI

S

Opponent

Score

RPI

S

Opponent

Score

RPI

S

Opponent

Score

59

H

Maryland

9

5

65

A

Tennessee

2

0

65

A

Tennessee

4

14

65

A

Tennessee

1

12

70

A

Long Beach St.

2

3

70

A

Long Beach St.

3

8

70

A

Long Beach St.

7

2

97

A

Loyola Marymount

5

1

97

H

Loyola Marymount

2

7

109

H

Seattle

8

4

109

H

Seattle

3

2

109

H

Seattle

4

0

126

A

Southern California

6

5

129

A

San Diego

9

2

141

H

UNLV

15

2

142

H

Nevada

8

7

142

H

Nevada

6

0

142

H

Nevada

4

1

152

H

UTSA

7

3

152

H

UTSA

8

3

152

H

UTSA

2

12

180

A

Hawaii

5

8

180

A

Hawaii

14

4

180

A

Hawaii

4

8

181

A

San Diego St.

1

5

181

H

San Diego St.

2

4

186

A

San Jose St.

5

8

186

A

San Jose St.

3

2

186

A

San Jose St.

3

9

186

A

San Jose St.

11

0

188

H

UC Riverside

2

1

188

H

UC Riverside

1

3

188

H

UC Riverside

8

3

253

A

CSU Bakersfield

7

6

253

H

CSU Bakersfield

9

6

264

A

UC Davis

6

9

LAST 15 GAMES

126

A

Southern California

6

5

141

H

UNLV

15

2

264

A

UC Davis

11

1

264

A

UC Davis

6

4

264

A

UC Davis

6

9

70

A

Long Beach St.

3

8

70

A

Long Beach St.

2

3

253

A

CSU Bakersfield

7

6

**Non-Div. I Games:**

UC Irvine

181	A	San Diego St.	1	5
70	A	Long Beach St.	7	2

RPI	S	Opponent	Score	
264	A	UC Davis	6	4
264	A	UC Davis	11	1

UC Irvine

U  
C  
I  
r  
v  
i  
n  
e

U  
C  
I  
r  
v  
i  
n  
e

Average RPI Win:		202	WON-LOST		WINNING		LAST 15		STRENGTH OF		OPP. STRENGTH		TEAM	ADJ		CONF.	ADJ CONF.		
Average RPI Loss:		115	RECORD		PCT. RANK		GAMES		SCHEDULE		OF SCHEDULE		RPI	RPI		RPI	RPI		
DIV. I ONLY			30-12-0		.71429		28		11-4-0		257		155		111		.51899		
DIV. I NON-CONF.			26-10-0		.72222		38		7-2-0		282		176		138		.50638		
TOTALS		RPI 1-25		RPI 26-50		W-L RECORDS		RPI 51-100		RPI 101-150		RPI 150+							
30-12-0		1-2-0		0-0-0		OVERALL		4-5-0		3-3-0		22-2-0							
20-2-0		0-0-0		0-0-0		HOME		1-0-0		0-0-0		19-2-0							
3-7-0		1-2-0		0-0-0		AWAY		0-2-0		1-3-0		1-0-0							
7-3-0		0-0-0		0-0-0		NEUTRAL		3-3-0		2-0-0		2-0-0							
26-10-0		0-0-0		0-0-0		NON-CONFERENCE		4-5-0		3-3-0		19-2-0							
17-2-0		0-0-0		0-0-0		HOME		1-0-0		0-0-0		16-2-0							
2-5-0		0-0-0		0-0-		AWAY		0-2-0		1-3-0		1-0-0							
7-3-0		0-0-0		0-0-0		NEUTRAL		3-3-0		2-0-0		2-0-0							
4-2-0		1-2-0		0-0-0		CONFERENCE		0-0-0		0-0-0		3-0-0							
3-0-0		0-0-0		0-0-0		HOME		0-0-0		0-0-0		3-0-0							
1-2-0		1-2-0		0-0-0		AWAY		0-0-0		0-0-0		0-0-0							
0-0-0		0-0-0		0-0-0		NEUTRAL		0-0-0		0-0-0		0-0-0							
RPI	S	Opponent		Score		RPI	S	Opponent		Score		RPI	S	Opponent		Score			
21	A	Creighton		1 3								73	A	Rutgers		2 3			
21	A	Creighton		5 4								73	H	Rutgers		7 6			
21	A	Creighton		1 7								94	N	Iowa		7 1			
												95	A	Princeton		4 7			
												98	N	Missouri		8 4			
												98	N	Missouri		1 4			
												98	N	Missouri		0 7			
												98	N	Missouri		9 1			
												99	N	Ohio St.		3 9			
														120 N Indiana		7 2			
														120 N Indiana		6 4			
														122 A FIU		3 8			
														122 A FIU		1 5			
														122 A FIU		1 10			
														122 A FIU		2 1			
														157 H Monmouth		13 3			
														202 N Omaha		2 1			
														212 H Manhattan		2 0			
														212 H Manhattan		5 0			
														212 H Manhattan		3 2			
														216 H Quinnipiac		4 1			
														216 H Quinnipiac		5 1			
														216 H Quinnipiac		14 2			
														235 A Army West Point		9 4			
														235 H Army West Point		11 0			
														235 H Army West Point		2 8			
														244 H Villanova		7 6			
														244 H Villanova		13 8			
														244 H Villanova		4 3			
														247 H NJIT		9 2			
														259 H Lafayette		5 1			
														271 H Iona		5 4			
														273 H LIU Brooklyn		6 1			
														273 H LIU Brooklyn		10 0			
														273 H LIU Brooklyn		3 6			
														276 H Wagner		9 2			
					LAST 15 GAMES														
						294	H	Saint Peter's		8 1		273	H	LIU Brooklyn		10 0			
						244	H	Villanova		7 6		73	A	Rutgers		2 3			
						244	H	Villanova		13 8		73	H	Rutgers		7 6			
						244	H	Villanova		4 3									
						157	H	Monmouth		13 3									

Non-Div. I Games:

Seton Hall

273	H	LIU Brooklyn	3	6
273	H	LIU Brooklyn	6	1

RPI	S	Opponent	Score	
287	N	Savannah St.	4	3
294	H	Saint Peter's	8	1
294	H	Saint Peter's	5	4

Average RPI Win: 132		WON-LOST	WINNING	LAST 15	STRENGTH OF		OPP. STRENGTH	TEAM	ADJ		CONF.	ADJ CONF.			
Average RPI Loss: 86		RECORD	PCT. RANK	GAMES	SCHEDULE		OF SCHEDULE	RPI	RPI	RPI	RPI				
DIV. I ONLY		20-18-0	.52632	127	9-6-0		87	79	112	.51845	112	9	9		
DIV. I NON-CONF.		10-10-0	.5	145	1-2-0		15	76	108	.5249	108	8	8		
TOTALS		RPI 1-25	RPI 26-50		W-L RECORDS		RPI 51-100		RPI 101-150		RPI 150+				
20-18-0		2-2-0	0-3-0		OVERALL		4-5-0		6-6-0		8-2-0				
15-9-0		2-2-0	0-0-0		HOME		1-1-0		4-4-0		8-2-0				
5-9-0		0-0-0	0-3-0		AWAY		3-4-0		2-2-0		0-0-0				
0-0-0		0-0-0	0-0-0		NEUTRAL		0-0-0		0-0-0		0-0-0				
10-10-0		2-2-0	0-3-0		NON-CONFERENCE		1-2-0		1-2-0		6-1-0				
10-5-0		2-2-0	0-0-0		HOME		1-1-0		1-1-0		6-1-0				
0-5-0		0-0-0	0-0-		AWAY		0-1-0		0-1-0		0-0-0				
0-0-0		0-0-0	0-0-0		NEUTRAL		0-0-0		0-0-0		0-0-0				
10-8-0		0-0-0	0-0-0		CONFERENCE		3-3-0		5-4-0		2-1-0				
5-4-0		0-0-0	0-0-0		HOME		0-0-0		3-3-0		2-1-0				
5-4-0		0-0-0	0-0-0		AWAY		3-3-0		2-1-0		0-0-0				
0-0-0		0-0-0	0-0-0		NEUTRAL		0-0-0		0-0-0		0-0-0				
RPI S	Opponent	Score		RPI S	Opponent	Score		RPI S	Opponent	Score		RPI S	Opponent	Score	
4 H	Texas A&M	7	5	31 A	Tulane	0	11	53 A	Gonzaga	4	11	107 H	CSUN	0	3
4 H	Texas A&M	0	6	31 A	Tulane	3	4	53 A	Gonzaga	7	4	126 A	Southern California	5	6
4 H	Texas A&M	0	4	31 A	Tulane	0	15	53 A	Gonzaga	3	4	126 H	Southern California	3	2
9 H	UC Santa Barbara	6	2					67 H	UCLA	6	10	129 H	San Diego	4	6
								68 A	Cal Poly	5	6	129 H	San Diego	8	0
								68 H	Cal Poly	12	4	129 H	San Diego	2	7
								97 A	Loyola Marymount	0	7	139 H	San Francisco	7	0
								97 A	Loyola Marymount	9	8	139 H	San Francisco	2	0
								97 A	Loyola Marymount	6	0	139 H	San Francisco	1	3
												147 A	Santa Clara	7	1
												147 A	Santa Clara	4	5
												147 A	Santa Clara	10	7
												154 H	Oakland	12	5
												154 H	Oakland	3	7
												154 H	Oakland	8	2
												179 H	Portland	5	4
												179 H	Portland	4	0
												179 H	Portland	2	3
												205 H	Columbia	3	1
												205 H	Columbia	12	2
												205 H	Columbia	15	6
												205 H	Columbia	11	3
				LAST 15 GAMES											
				179 H	Portland	5	4	126 H	Southern California	3	2				
				179 H	Portland	2	3	147 A	Santa Clara	4	5				
				179 H	Portland	4	0	147 A	Santa Clara	10	7				
				67 H	UCLA	6	10								
				97 A	Loyola Marymount	9	8								

Non-Div. I Games:

Pepperdine

97 A Loyola Marymount	0	7
97 A Loyola Marymount	6	0

P  
e  
p  
p  
e  
r  
d  
i  
n  
e

P  
e  
p  
p  
e  
r  
d  
i  
n  
e



Average RPI Win: 146		WON-LOST	WINNING	LAST 15	STRENGTH OF		OPP. STRENGTH	TEAM	ADJ		CONF.	ADJ CONF.
Average RPI Loss: 114		RECORD	PCT. RANK	GAMES	SCHEDULE		OF SCHEDULE	RPI	RPI		RPI	RPI
DIV. I ONLY		21-18-0	.53846	120	7-8-0		150	51	113		5	5
DIV. I NON-CONF.		15-10-0	.6	87	5-3-0		220	59	127		5	5
TOTALS		RPI 1-25	RPI 26-50		W-L RECORDS		RPI 51-100		RPI 101-150		RPI 150+	
21-18-0		0-3-0	2-2-0		OVERALL		2-2-0		7-4-0		10-7-0	
10-9-0		0-0-0	2-2-0		HOME		2-1-0		2-2-0		4-4-0	
11-9-0		0-3-0	0-0-0		AWAY		0-1-0		5-2-0		6-3-0	
0-0-0		0-0-0	0-0-0		NEUTRAL		0-0-0		0-0-0		0-0-0	
15-10-0		0-0-0	0-1-0		NON-CONFERENCE		2-2-0		5-0-0		8-7-0	
7-6-0		0-0-0	0-1-0		HOME		2-1-0		1-0-0		4-4-0	
8-4-0		0-0-0	0-0-		AWAY		0-1-0		4-0-0		4-3-0	
0-0-0		0-0-0	0-0-0		NEUTRAL		0-0-0		0-0-0		0-0-0	
6-8-0		0-3-0	2-1-0		CONFERENCE		0-0-0		2-4-0		2-0-0	
3-3-0		0-0-0	2-1-0		HOME		0-0-0		1-2-0		0-0-0	
3-5-0		0-3-0	0-0-0		AWAY		0-0-0		1-2-0		2-0-0	
0-0-0		0-0-0	0-0-0		NEUTRAL		0-0-0		0-0-0		0-0-0	
RPI S	Opponent	Score	RPI S	Opponent	Score	RPI S	Opponent	Score	RPI S	Opponent	Score	
20 A	TCU	6 10	27 H	Oklahoma St.	5 4	63 H	Old Dominion	4 3	104 A	Marshall	5 4	
20 A	TCU	2 14	27 H	Oklahoma St.	4 3	63 H	Old Dominion	4 5	104 H	Marshall	9 8	
20 A	TCU	1 7	27 H	Oklahoma St.	1 8	63 H	Old Dominion	6 5	106 A	Oklahoma	12 7	
			34 H	Pittsburgh	1 4	96 A	Penn St.	4 5	106 A	Oklahoma	0 1	
									106 A	Oklahoma	6 12	
									141 A	UNLV	13 1	
									141 A	UNLV	9 6	
									141 A	UNLV	9 4	
									143 H	Kansas St.	2 15	
									143 H	Kansas St.	6 8	
									143 H	Kansas St.	5 4	
									151 H	Furman	8 5	
									151 H	Furman	3 7	
									151 H	Furman	6 8	
									165 H	Eastern Mich.	5 1	
									180 A	Hawaii	4 1	
									180 A	Hawaii	1 4	
									180 A	Hawaii	2 6	
									180 A	Hawaii	9 2	
									184 H	Canisius	0 9	
									184 H	Canisius	5 7	
									193 A	Kansas	1 0	
									193 A	Kansas	11 6	
									210 H	Radford	6 2	
									241 H	Youngstown St.	13 3	
									248 A	Charleston So.	3 0	
									248 A	Charleston So.	5 0	
LAST 15 GAMES			104 H	Marshall	9 8	143 H	Kansas St.	6 8				
			106 A	Oklahoma	12 7	34 H	Pittsburgh	1 4				
			106 A	Oklahoma	6 12	151 H	Furman	8 5				
			106 A	Oklahoma	0 1							
			241 H	Youngstown St.	13 3							

Non-Div. I Games:

West Virginia

143 H Kansas St.	5	4
143 H Kansas St.	2	15

RPI	S	Opponent	Score	
248	A	Charleston So.	3	4

West Virginia

W  
e  
s  
t  
V  
i  
r  
g  
i  
n  
i  
a

W  
e  
s  
t  
V  
i  
r  
g  
i  
n  
i  
a

Average RPI Win:		216	WON-LOST RECORD		WINNING PCT. RANK	LAST 15 GAMES	STRENGTH OF SCHEDULE		OPP. STRENGTH OF SCHEDULE	TEAM RPI	ADJ RPI	CONF. RPI	ADJ CONF. RPI
Average RPI Loss:		127											
DIV. I ONLY		23-18-0			.56098 106	7-7-0	165		225	114	.51792 114	21	21
DIV. I NON-CONF.		13-10-0			.56522 109	2-5-0	135		203	78	.53832 78	22	22
TOTALS		RPI 1-25	RPI 26-50		W-L RECORDS		RPI 51-100		RPI 101-150		RPI 150+		
23-18-0		0-2-0	0-4-0		OVERALL		0-3-0		4-1-0		19-8-0		
12-2-0		0-0-0	0-0-0		HOME		0-0-0		3-0-0		9-2-0		
8-15-0		0-2-0	0-4-0		AWAY		0-3-0		0-1-0		8-5-0		
3-1-0		0-0-0	0-0-0		NEUTRAL		0-0-0		1-0-0		2-1-0		
13-10-0		0-2-0	0-1-0		NON-CONFERENCE		0-3-0		4-1-0		9-3-0		
5-0-0		0-0-0	0-0-0		HOME		0-0-0		3-0-0		2-0-0		
5-9-0		0-2-0	0-0-		AWAY		0-3-0		0-1-0		5-2-0		
3-1-0		0-0-0	0-0-0		NEUTRAL		0-0-0		1-0-0		2-1-0		
10-8-0		0-0-0	0-3-0		CONFERENCE		0-0-0		0-0-0		10-5-0		
7-2-0		0-0-0	0-0-0		HOME		0-0-0		0-0-0		7-2-0		
3-6-0		0-0-0	0-3-0		AWAY		0-0-0		0-0-0		3-3-0		
0-0-0		0-0-0	0-0-0		NEUTRAL		0-0-0		0-0-0		0-0-0		
RPI S	Opponent	Score	RPI S	Opponent	Score	RPI S	Opponent	Score	RPI S	Opponent	Score		
2 A	Louisville	5 9	37 A	Kentucky	5 10	65 A	Tennessee	5 6	104 A	Marshall	5 6		
8 A	North Carolina St.	5 7	38 A	Southeast Mo. St.	5 6	99 A	Ohio St.	0 1	104 H	Marshall	13 0		
			38 A	Southeast Mo. St.	1 5	99 A	Ohio St.	3 7	121 N	Arkansas St.	2 1		
			38 A	Southeast Mo. St.	4 5				146 H	Longwood	9 8		
									150 H	Miami (OH)	17 3		
									170 A	Xavier	3 1		
									170 A	Xavier	1 7		
									170 A	Xavier	3 2		
									202 N	Omaha	14 0		
									202 N	Omaha	5 6		
									215 A	Eastern Ky.	3 19		
									215 A	Eastern Ky.	16 2		
									215 A	Eastern Ky.	6 8		
									217 H	Belmont	9 0		
									217 H	Belmont	8 20		
									217 H	Belmont	12 11		
									223 H	Tennessee Tech	6 1		
									223 H	Tennessee Tech	11 6		
									223 H	Tennessee Tech	5 4		
									237 A	Ohio	3 15		
									240 A	SIUE	2 0		
									240 A	SIUE	11 2		
									240 A	SIUE	0 2		
									245 H	Siena	11 4		
									245 H	Siena	24 7		
									265 N	Saint Louis	4 1		
									268 H	UT Martin	4 6		
			LAST 15 GAMES										
			240 A	SIUE	11 2	99 A	Ohio St.	3 7	240 A	SIUE	0 2		
			240 A	SIUE	2 0	99 A	Ohio St.	0 1	245 H	Siena	11 4		
			240 A	SIUE	0 2	170 A	Xavier	3 2	245 H	Siena	24 7		
			237 A	Ohio	3 15				265 N	Saint Louis	4 1		
			268 H	UT Martin	26 7				268 H	UT Martin	4 6		

Non-Div. I Games: West Va. Tech 15 3

Morehead St.

268	H	UT Martin	4	6
268	H	UT Martin	10	4

RPI	S	Opponent	Score	
268	H	UT Martin	10	4
268	H	UT Martin	26	7
269	A	N.C. Central	24	4
269	A	N.C. Central	4	2
269	A	N.C. Central	4	1

Morehead St.

M  
o  
r  
e  
h  
e  
a  
d  
s  
t  
.

M  
o  
r  
e  
h  
e  
a  
d  
s  
t  
.

Western Carco.

Western Caro.

Western Caro.

286	H	UNC Asheville	0	8
99	H	Samford	6	5

Through Games Of April 28, 2016

RPI	S	Opponent	Score	
275	H	ETSU	12	11
275	H	ETSU	8	14
286	H	UNC Asheville	0	8

Western Caro.

W  
e  
s  
t  
e  
r  
n  
C  
a  
r  
o  
.

W  
e  
s  
t  
e  
r  
n  
C  
a  
r  
o  
.

Average RPI Win:		138	WON-LOST RECORD		WINNING PCT. RANK		LAST 15 GAMES		STRENGTH OF SCHEDULE		OPP. STRENGTH OF SCHEDULE		TEAM RPI		ADJ RPI		CONF. RPI		ADJ CONF. RPI	
DIV. I ONLY			18-23-0		.43902 198		5-10-0		11		100		116		.51757 116		1		1	
DIV. I NON-CONF.			12-10-0		.54545 124		2-2-0		48		277		141		.50293 141		2		2	
TOTALS		RPI 1-25		RPI 26-50		W-L RECORDS		RPI 51-100		RPI 101-150		RPI 150+								
18-23-0		3-9-0		1-1-0		OVERALL		5-9-0		3-2-0		6-2-0								
15-11-0		2-5-0		0-1-0		HOME		4-2-0		3-2-0		6-1-0								
2-9-0		1-3-0		0-0-0		AWAY		1-5-0		0-0-0		0-1-0								
1-3-0		0-1-0		1-0-0		NEUTRAL		0-2-0		0-0-0		0-0-0								
12-10-0		1-2-0		0-1-0		NON-CONFERENCE		2-3-0		3-2-0		6-2-0								
11-6-0		0-1-0		0-1-0		HOME		2-1-0		3-2-0		6-1-0								
1-1-0		1-0-0		0-0-		AWAY		0-0-0		0-0-0		0-1-0								
0-3-0		0-1-0		0-0-0		NEUTRAL		0-2-0		0-0-0		0-0-0								
6-13-0		2-7-0		1-0-0		CONFERENCE		3-6-0		0-0-0		0-0-0								
4-5-0		2-4-0		0-0-0		HOME		2-1-0		0-0-0		0-0-0								
1-8-0		0-3-0		0-0-0		AWAY		1-5-0		0-0-0		0-0-0								
1-0-0		0-0-0		1-0-0		NEUTRAL		0-0-0		0-0-0		0-0-0								
RPI	S	Opponent		Score		RPI	S	Opponent		Score		RPI	S	Opponent		Score				
4	H	Texas A&M		10	12	36	H	South Ala.		5	8	65	H	Tennessee		7	6			
4	H	Texas A&M		9	7	49	N	Alabama		10	1	65	H	Tennessee		4	13			
4	H	Texas A&M		8	12							65	H	Tennessee		2	0			
7	A	Ole Miss		4	6							72	H	Oral Roberts		10	1			
7	A	Ole Miss		4	7							72	H	Oral Roberts		7	8			
7	A	Ole Miss		5	6							72	H	Oral Roberts		18	11			
17	H	LSU		8	5							76	N	Michigan St.		0	3			
17	H	LSU		6	8							83	A	Arkansas		1	3			
17	H	LSU		5	10							83	A	Arkansas		7	14			
18	N	Southern Miss.		1	3							83	A	Arkansas		2	3			
22	A	Georgia Tech		14	3							84	N	Troy		3	4			
22	H	Georgia Tech		1	4							98	A	Missouri		3	4			
												98	A	Missouri		0	2			
												98	A	Missouri		11	9			
LAST 15 GAMES																				
						36	H	South Ala.		5	8	65	H	Tennessee		4	13			
						7	A	Ole Miss		5	6	196	A	Kennesaw St.		5	6			
						7	A	Ole Miss		4	7	98	A	Missouri		3	4			
						7	A	Ole Miss		4	6									
						148	H	Alabama St.		11	2									

Non-Div. I Games:

Auburn

65	H	Tennessee	7	6
65	H	Tennessee	2	0

A  
u  
b  
u  
r  
n

A  
u  
b  
u  
r  
n





18	H	Southern Miss.	5	3
49	A	Alabama	6	7

U  
A  
B

U  
A  
B

Average RPI Win:	224	WON-LOST	WINNING	LAST 15	STRENGTH OF	OPP. STRENGTH	TEAM	ADJ	CONF.	ADJ CONF.	
Average RPI Loss:	132	RECORD	PCT. RANK	GAMES	SCHEDULE	OF SCHEDULE	RPI	RPI	RPI	RPI	
DIV. I ONLY	21-15-0	.58333	92	10-5-0	183	237	118	.51475	118	25	25
DIV. I NON-CONF.	13-11-0	.54167	128	4-2-0	192	212	140	.50514	140	28	28
TOTALS	RPI 1-25	RPI 26-50	W-L RECORDS	RPI 51-100	RPI 101-150	RPI 150+					
21-15-0	0-0-0	0-3-0	OVERALL	0-3-0	1-1-0	20-8-0					
4-6-0	0-0-0	0-0-0	HOME	0-1-0	0-1-0	4-4-0					
12-7-0	0-0-0	0-2-0	AWAY	0-1-0	1-0-0	11-4-0					
5-2-0	0-0-0	0-1-0	NEUTRAL	0-1-0	0-0-0	5-0-0					
13-11-0	0-0-0	0-3-0	NON-CONFERENCE	0-3-0	1-1-0	12-4-0					
3-4-0	0-0-0	0-0-0	HOME	0-1-0	0-1-0	3-2-0					
5-5-0	0-0-0	0-0-	AWAY	0-1-0	1-0-0	4-2-0					
5-2-0	0-0-0	0-1-0	NEUTRAL	0-1-0	0-0-0	5-0-0					
8-4-0	0-0-0	0-0-0	CONFERENCE	0-0-0	0-0-0	8-4-0					
1-2-0	0-0-0	0-0-0	HOME	0-0-0	0-0-0	1-2-0					
7-2-0	0-0-0	0-0-0	AWAY	0-0-0	0-0-0	7-2-0					
0-0-0	0-0-0	0-0-0	NEUTRAL	0-0-0	0-0-0	0-0-0					
RPI S	Opponent	Score	RPI S	Opponent	Score	RPI S	Opponent	Score	RPI S	Opponent	Score
			26 N	Michigan	1 5	73 A	Rutgers	1 11	138 H	Sacred Heart	5 6
			35 A	Fla. Atlantic	1 4	73 H	Rutgers	4 6	147 A	Santa Clara	11 9
			35 A	Fla. Atlantic	0 1	76 N	Michigan St.	7 8	157 A	Monmouth	7 3
									161 A	Richmond	6 5
									161 A	Richmond	2 4
									161 A	Richmond	7 3
									162 N	Utah Valley	6 5
									172 A	South Fla.	3 7
									172 A	South Fla.	8 7
									172 A	South Fla.	3 13
									176 A	Delaware	9 4
									184 H	Canisius	1 2
									184 H	Canisius	3 4
									191 H	Davidson	0 3
									191 H	Davidson	10 1
									191 H	Davidson	7 8
									220 N	Rider	5 3
									244 H	Villanova	8 0
									244 H	Villanova	8 3
									249 N	Western Mich.	17 8
									252 N	Central Mich.	5 2
									259 A	Lafayette	9 4
									264 N	UC Davis	10 8
									265 A	Saint Louis	3 2
									265 A	Saint Louis	6 22
									265 A	Saint Louis	3 2
									277 A	Massachusetts	17 7

Non-Div. I Games:

Saint Joseph's

277	A	Massachusetts	17	7
277	A	Massachusetts	6	1

RPI	S	Opponent	Score	
277	A	Massachusetts	6	1
277	A	Massachusetts	3	1
281	H	Bucknell	6	5

Saint Joseph's

S  
a  
i  
n  
t  
J  
o  
s  
e  
p  
h  
'  
s

S  
a  
i  
n  
t  
J  
o  
s  
e  
p  
h  
'  
s

UCF

Average RPI Win:		200	WON-LOST RECORD		WINNING PCT. RANK		LAST 15 GAMES		STRENGTH OF SCHEDULE		OPP. STRENGTH OF SCHEDULE		TEAM RPI		ADJ RPI		CONF. RPI		ADJ CONF. RPI				
Average RPI Loss:		71																					
DIV. I ONLY			21-22-0		.48837 155		6-9-0		80		88		119		.51461 119		6		6				
DIV. I NON-CONF.			16-15-0		.51613 144		1-3-0		60		89		109		.52459 109		6		6				
TOTALS		RPI 1-25		RPI 26-50		W-L RECORDS		RPI 51-100		RPI 101-150		RPI 150+											
21-22-0		1-8-0		1-4-0		OVERALL		2-5-0		0-0-0		17-5-0											
15-8-0		0-2-0		0-4-0		HOME		1-0-0		0-0-0		14-2-0											
6-12-0		1-6-0		1-0-0		AWAY		1-4-0		0-0-0		3-2-0											
0-2-0		0-0-0		0-0-0		NEUTRAL		0-1-0		0-0-0		0-1-0											
16-15-0		1-8-0		1-1-0		NON-CONFERENCE		1-3-0		0-0-0		13-3-0											
13-4-0		0-2-0		0-1-0		HOME		1-0-0		0-0-0		12-1-0											
3-9-0		1-6-0		1-0-		AWAY		0-2-0		0-0-0		1-1-0											
0-2-0		0-0-0		0-0-0		NEUTRAL		0-1-0		0-0-0		0-1-0											
5-7-0		0-0-0		0-3-0		CONFERENCE		1-2-0		0-0-0		4-2-0											
2-4-0		0-0-0		0-3-0		HOME		0-0-0		0-0-0		2-1-0											
3-3-0		0-0-0		0-0-0		AWAY		1-2-0		0-0-0		2-1-0											
0-0-0		0-0-0		0-0-0		NEUTRAL		0-0-0		0-0-0		0-0-0											
RPI	S	Opponent		Score		RPI	S	Opponent		Score		RPI	S	Opponent		Score							
1	A	Florida		0	4	31	H	Tulane		1	4	62	A	Jacksonville		3	8	158	N	Texas St.		1	2
1	H	Florida		5	9	31	H	Tulane		0	6	64	A	North Florida		3	4	172	H	South Fla.		4	6
5	A	Miami (FL)		4	8	31	H	Tulane		3	4	64	H	North Florida		5	4	172	H	South Fla.		4	0
5	H	Miami (FL)		2	5	35	A	Fla. Atlantic		3	1	76	N	Michigan St.		2	6	172	H	South Fla.		6	5
6	A	Florida St.		4	5	35	H	Fla. Atlantic		0	5	79	A	Houston		2	1	201	A	Bethune-Cookman		3	17
6	A	Florida St.		2	7							79	A	Houston		3	4	201	H	Bethune-Cookman		12	7
19	A	Rice		2	0							79	A	Houston		0	1	219	A	Memphis		7	1
19	A	Rice		3	4													219	A	Memphis		9	2
19	A	Rice		10	13													219	A	Memphis		1	6
																		226	A	A&M-Corpus Christi		4	3
																		242	H	Cornell		16	0
																		242	H	Cornell		4	3
																		242	H	Cornell		8	3
																		245	H	Siena		11	2
																		245	H	Siena		10	9
																		245	H	Siena		15	0
																		257	H	Brown		6	4
																		257	H	Brown		2	0
																		257	H	Brown		5	15
																		273	H	LIU Brooklyn		12	7
																		273	H	LIU Brooklyn		5	2
																		273	H	LIU Brooklyn		4	3
LAST 15 GAMES																							
						35	A	Fla. Atlantic		3	1	172	H	South Fla.		4	6						
						31	H	Tulane		0	6	5	A	Miami (FL)		4	8						
						31	H	Tulane		1	4	79	A	Houston		0	1						
						31	H	Tulane		3	4												
						64	A	North Florida		3	4												

Non-Div. I Games:

UCF

172 H South Fla.	6	5
172 H South Fla.	4	0

Average RPI Win: 166		WON-LOST RECORD	WINNING PCT. RANK		LAST 15 GAMES	STRENGTH OF SCHEDULE	OPP. STRENGTH OF SCHEDULE	TEAM RPI	ADJ RPI	CONF. RPI	ADJ CONF. RPI				
Average RPI Loss: 101															
DIV. I ONLY		23-16-0	.58974	88	11-4-0	196	92	120	.51447	120	7	7			
DIV. I NON-CONF.		15-12-0	.55556	115	3-1-0	216	112	144	.5008	144	7	7			
<hr/>															
TOTALS		RPI 1-25		RPI 26-50		W-L RECORDS		RPI 51-100		RPI 101-150		RPI 150+			
23-16-0		0-0-0		0-1-0		OVERALL		6-7-0		6-7-0		11-1-0			
13-5-0		0-0-0		0-0-0		HOME		2-1-0		3-3-0		8-1-0			
8-8-0		0-0-0		0-0-0		AWAY		4-6-0		3-2-0		1-0-0			
2-3-0		0-0-0		0-1-0		NEUTRAL		0-0-0		0-2-0		2-0-0			
15-12-0		0-0-0		0-1-0		NON-CONFERENCE		1-3-0		6-7-0		8-1-0			
8-4-0		0-0-0		0-0-0		HOME		0-0-0		3-3-0		5-1-0			
5-5-0		0-0-0		0-0-		AWAY		1-3-0		3-2-0		1-0-0			
2-3-0		0-0-0		0-1-0		NEUTRAL		0-0-0		0-2-0		2-0-0			
8-4-0		0-0-0		0-0-0		CONFERENCE		5-4-0		0-0-0		3-0-0			
5-1-0		0-0-0		0-0-0		HOME		2-1-0		0-0-0		3-0-0			
3-3-0		0-0-0		0-0-0		AWAY		3-3-0		0-0-0		0-0-0			
0-0-0		0-0-0		0-0-0		NEUTRAL		0-0-0		0-0-0		0-0-0			
RPI	S	Opponent	Score	RPI	S	Opponent	Score	RPI	S	Opponent	Score				
				47	N	Notre Dame	0 5	60	A	Cal St. Fullerton	1 6	102	A	Indiana St.	7 5
								60	A	Cal St. Fullerton	2 3	102	H	Indiana St.	1 5
								60	A	Cal St. Fullerton	3 8	102	H	Indiana St.	5 3
								73	A	Rutgers	9 2	111	N	Seton Hall	2 7
								73	A	Rutgers	1 7	111	N	Seton Hall	4 6
								73	A	Rutgers	2 3	115	H	Western Caro.	9 1
								76	A	Michigan St.	8 4	115	H	Western Caro.	1 4
								76	A	Michigan St.	3 2	115	H	Western Caro.	3 2
								76	A	Michigan St.	0 9	125	A	Cincinnati	7 3
								86	A	Evansville	7 6	125	H	Cincinnati	0 5
								94	H	Iowa	7 1	137	A	Middle Tenn.	2 3
								94	H	Iowa	5 6	137	A	Middle Tenn.	14 4
								94	H	Iowa	8 2	137	A	Middle Tenn.	4 5
												164	H	Ball St.	4 3
												170	A	Xavier	8 0
												232	H	Toledo	5 1
												232	H	Toledo	1 3
												232	H	Toledo	9 6
												232	H	Toledo	8 0
												243	N	Illinois St.	14 1
												263	H	Purdue	10 9
												263	H	Purdue	3 2
												263	H	Purdue	7 6
												280	H	Butler	27 1
												280	N	Butler	2 1
<hr/>															
LAST 15 GAMES															
				47	N	Notre Dame	0 5	94	H	Iowa	7 1	263	H	Purdue	7 6
				76	A	Michigan St.	8 4	164	H	Ball St.	4 3	280	H	Butler	27 1
				76	A	Michigan St.	0 9	263	H	Purdue	7 6	280	N	Butler	2 1
				76	A	Michigan St.	3 2								
				170	A	Xavier	8 0								

Non-Div. I Games:

Indiana

94	H	Iowa	5	6
94	H	Iowa	8	2

I  
n  
d  
i  
a  
n  
a

I  
n  
d  
i  
a  
n  
a



Average RPI Win: 156		WON-LOST RECORD		WINNING PCT. RANK		LAST 15 GAMES		STRENGTH OF SCHEDULE		OPP. STRENGTH OF SCHEDULE		TEAM RPI		ADJ RPI		CONF. RPI		ADJ CONF. RPI	
Average RPI Loss: 95		19-21-0		.475 168		6-9-0		71		113		121		.51379 121		10		10	
DIV. I ONLY		11-8-0		.57895 100		2-2-0		99		182		83		.53507 83		11		11	
DIV. I NON-CONF.																			
TOTALS		RPI 1-25		RPI 26-50		W-L RECORDS		RPI 51-100		RPI 101-150		RPI 150+							
19-21-0		1-3-0		0-5-0		OVERALL		1-3-0		9-6-0		8-4-0							
11-8-0		1-2-0		0-1-0		HOME		1-2-0		5-2-0		4-1-0							
6-11-0		0-1-0		0-4-0		AWAY		0-1-0		4-3-0		2-2-0							
2-2-0		0-0-0		0-0-0		NEUTRAL		0-0-0		0-1-0		2-1-0							
11-8-0		0-1-0		0-2-0		NON-CONFERENCE		0-1-0		4-2-0		7-2-0							
5-2-0		0-0-0		0-1-0		HOME		0-0-0		1-0-0		4-1-0							
4-4-0		0-1-0		0-0-		AWAY		0-1-0		3-1-0		1-0-0							
2-2-0		0-0-0		0-0-0		NEUTRAL		0-0-0		0-1-0		2-1-0							
8-13-0		1-2-0		0-3-0		CONFERENCE		1-2-0		5-4-0		1-2-0							
6-6-0		1-2-0		0-0-0		HOME		1-2-0		4-2-0		0-0-0							
2-7-0		0-0-0		0-3-0		AWAY		0-0-0		1-2-0		1-2-0							
0-0-0		0-0-0		0-0-0		NEUTRAL		0-0-0		0-0-0		0-0-0							
RPI S	Opponent	Score		RPI S	Opponent	Score		RPI S	Opponent	Score		RPI S	Opponent	Score					
7 A	Ole Miss	3	4	36 A	South Ala.	7	12	84 H	Troy	1	8	103 A	UT Arlington	0	2				
16 H	La.-Lafayette	2	5	36 A	South Ala.	2	3	84 H	Troy	4	3	103 A	UT Arlington	8	11				
16 H	La.-Lafayette	1	6	36 A	South Ala.	2	8	84 H	Troy	1	11	103 A	UT Arlington	4	0				
16 H	La.-Lafayette	7	6	38 A	Southeast Mo. St.	2	4	92 A	Missouri St.	11	15	114 N	Morehead St.	1	2				
				38 H	Southeast Mo. St.	8	13					117 A	UAB	5	2				
												117 A	UAB	14	5				
												117 A	UAB	0	5				
												123 H	Ga. Southern	3	8				
												123 H	Ga. Southern	6	5				
												123 H	Ga. Southern	7	9				
												128 A	Southern Ill.	7	1				
												128 H	Southern Ill.	1	0				
												144 H	La.-Monroe	5	4				
												144 H	La.-Monroe	12	4				
												144 H	La.-Monroe	8	1				
												153 H	Milwaukee	2	9				
												153 H	Milwaukee	7	4				
												153 H	Milwaukee	13	3				
												153 H	Milwaukee	8	1				
												202 N	Omaha	3	4				
												219 A	Memphis	11	5				
												234 A	Georgia St.	4	5				
												234 A	Georgia St.	11	1				
												234 A	Georgia St.	6	14				
												265 N	Saint Louis	9	2				
												265 N	Saint Louis	5	4				
												279 H	Ark.-Pine Bluff	8	3				
				LAST 15 GAMES															
				279 H	Ark.-Pine Bluff	8	3	84 H	Troy	1	11	234 A	Georgia St.	11	1				
				144 H	La.-Monroe	5	4	38 H	Southeast Mo. St.	8	13	234 A	Georgia St.	6	14				
				144 H	La.-Monroe	12	4	36 A	South Ala.	2	3	265 N	Saint Louis	9	2				
				144 H	La.-Monroe	8	1					265 N	Saint Louis	5	4				
				128 A	Southern Ill.	7	1					279 H	Ark.-Pine Bluff	8	3				

Non-Div. I Games:

Arkansas St.

84 H Troy	1	8
84 H Troy	4	3

A  
r  
k  
a  
n  
s  
a  
s  
s  
t  
.

A  
r  
k  
a  
n  
s  
a  
s  
s  
t  
.

FIU

Average RPI Win: 139		WON-LOST	WINNING	LAST 15	STRENGTH OF		OPP. STRENGTH	TEAM	ADJ		CONF.	ADJ CONF.					
Average RPI Loss: 86		RECORD	PCT. RANK	GAMES	SCHEDULE		OF SCHEDULE	RPI	RPI		RPI	RPI					
DIV. I ONLY		19-23-0	.45238	190	7-8-0		49	77	122		.51369	122	3	3			
DIV. I NON-CONF.		12-12-0	.5	145	2-1-0		31	101	118		.51994	118	4	4			
TOTALS		RPI 1-25		RPI 26-50		W-L RECORDS		RPI 51-100		RPI 101-150		RPI 150+					
19-23-0		0-4-0		2-1-0		OVERALL		3-10-0		4-3-0		10-5-0					
12-13-0		0-0-0		2-1-0		HOME		1-7-0		4-3-0		5-2-0					
7-10-0		0-4-0		0-0-0		AWAY		2-3-0		0-0-0		5-3-0					
0-0-0		0-0-0		0-0-0		NEUTRAL		0-0-0		0-0-0		0-0-0					
12-12-0		0-4-0		0-0-0		NON-CONFERENCE		2-5-0		3-1-0		7-2-0					
9-7-0		0-0-0		0-0-0		HOME		1-4-0		3-1-0		5-2-0					
3-5-0		0-4-0		0-0-		AWAY		1-1-0		0-0-0		2-0-0					
0-0-0		0-0-0		0-0-0		NEUTRAL		0-0-0		0-0-0		0-0-0					
7-11-0		0-0-0		2-1-0		CONFERENCE		1-5-0		1-2-0		3-3-0					
3-6-0		0-0-0		2-1-0		HOME		0-3-0		1-2-0		0-0-0					
4-5-0		0-0-0		0-0-0		AWAY		1-2-0		0-0-0		3-3-0					
0-0-0		0-0-0		0-0-0		NEUTRAL		0-0-0		0-0-0		0-0-0					
RPI	S	Opponent		Score		RPI	S	Opponent		Score		RPI	S	Opponent		Score	
2	A	Louisville		0	7	35	H	Fla. Atlantic		7	6	56	A	Louisiana Tech		0	5
7	A	Ole Miss		5	16	35	H	Fla. Atlantic		1	9	56	A	Louisiana Tech		1	0
7	A	Ole Miss		2	9	35	H	Fla. Atlantic		4	3	56	A	Louisiana Tech		1	6
7	A	Ole Miss		4	7							62	A	Jacksonville		3	2
												62	A	Jacksonville		5	10
												63	H	Old Dominion		1	11
												63	H	Old Dominion		2	10
												63	H	Old Dominion		11	12
												97	H	Loyola Marymount		6	0
												97	H	Loyola Marymount		4	8
												97	H	Loyola Marymount		3	10
												97	H	Loyola Marymount		4	5
												98	H	Missouri		6	7
														</			

Non-Div. I Games: St. Thomas (FL) 6 1

FIU

56 A Louisiana Tech	0	5
56 A Louisiana Tech	1	6

F  
I  
U

F  
I  
U

Average RPI Win:	157	WON-LOST	WINNING	LAST 15	STRENGTH OF	OPP. STRENGTH	TEAM	ADJ	CONF.	ADJ CONF.	
Average RPI Loss:	96	RECORD	PCT. RANK	GAMES	SCHEDULE	OF SCHEDULE	RPI	RPI	RPI	RPI	
DIV. I ONLY	25-17-0	.59524	85	10-5-0	199	28	123	.51324	123	10	10
DIV. I NON-CONF.	15-6-0	.71429	41	6-0-0	242	9	89	.53372	89	11	11
<hr/>											
TOTALS	RPI 1-25	RPI 26-50		W-L RECORDS		RPI 51-100		RPI 101-150		RPI 150+	
25-17-0	2-6-0	0-0-0		OVERALL		3-2-0		7-4-0		13-5-0	
13-12-0	1-3-0	0-0-0		HOME		2-2-0		2-2-0		8-5-0	
12-5-0	1-3-0	0-0-0		AWAY		1-0-0		5-2-0		5-0-0	
0-0-0	0-0-0	0-0-0		NEUTRAL		0-0-0		0-0-0		0-0-0	
15-6-0	1-4-0	0-0-0		NON-CONFERENCE		2-0-0		2-0-0		10-2-0	
10-3-0	0-1-0	0-0-0		HOME		1-0-0		1-0-0		8-2-0	
5-3-0	1-3-0	0-0-		AWAY		1-0-0		1-0-0		2-0-0	
0-0-0	0-0-0	0-0-0		NEUTRAL		0-0-0		0-0-0		0-0-0	
10-11-0	1-2-0	0-0-0		CONFERENCE		1-2-0		5-4-0		3-3-0	
3-9-0	1-2-0	0-0-0		HOME		1-2-0		1-2-0		0-3-0	
7-2-0	0-0-0	0-0-0		AWAY		0-0-0		4-2-0		3-0-0	
0-0-0	0-0-0	0-0-0		NEUTRAL		0-0-0		0-0-0		0-0-0	
RPI S	Opponent	Score	RPI S	Opponent	Score	RPI S	Opponent	Score	RPI S	Opponent	Score
16 H	La.-Lafayette	3 2				51 A	Col. of Charleston	13 10	103 A	UT Arlington	10 6
16 H	La.-Lafayette	2 6				51 H	Col. of Charleston	10 6	103 A	UT Arlington	6 0
16 H	La.-Lafayette	9 13				84 H	Troy	4 8	103 A	UT Arlington	0 4
22 A	Georgia Tech	1 6				84 H	Troy	1 2	105 A	Mercer	11 10
22 H	Georgia Tech	5 6				84 H	Troy	7 0	105 H	Mercer	8 5
25 A	Georgia	5 3							108 H	Little Rock	8 17
25 A	Georgia	1 4							108 H	Little Rock	2 3
25 A	Georgia	1 5							108 H	Little Rock	3 2
									121 A	Arkansas St.	9 7
									121 A	Arkansas St.	5 6
									121 A	Arkansas St.	8 3
									158 H	Texas St.	3 4
									158 H	Texas St.	3 4
									158 H	Texas St.	3 7
									196 A	Kennesaw St.	4 1
									196 H	Kennesaw St.	10 9
									210 H	Radford	10 2
									210 H	Radford	3 2
									210 H	Radford	6 3
									210 H	Radford	1 2
									219 H	Memphis	3 2
									219 H	Memphis	5 0
									219 H	Memphis	4 6
									221 A	The Citadel	7 5
									221 H	The Citadel	10 2
									250 A	Appalachian St.	5 1
									250 A	Appalachian St.	8 6
<hr/>											
LAST 15 GAMES											
196 A	Kennesaw St.	4 1	103 A	UT Arlington	6 0	219 H	Memphis	5 0	219 H	Memphis	4 6
108 H	Little Rock	8 17	103 A	UT Arlington	0 4	221 A	The Citadel	7 5	221 A	The Citadel	10 2
108 H	Little Rock	2 3	105 H	Mercer	8 5	250 A	Appalachian St.	5 1	250 A	Appalachian St.	8 6
108 H	Little Rock	3 2									
221 A	The Citadel	7 5									

Non-Div. I Games:

Ga. Southern

221	H	The Citadel	10	2
103	A	UT Arlington	10	6

RPI	S	Opponent	Score	
250	A	Appalachian St.	13	3
287	H	Savannah St.	16	1

Average RPI Win: 190		WON-LOST	WINNING	LAST 15	STRENGTH OF		OPP. STRENGTH	TEAM	ADJ		CONF.	ADJ CONF.			
Average RPI Loss: 105		RECORD	PCT. RANK	GAMES	SCHEDULE		OF SCHEDULE	RPI	RPI	RPI	RPI				
DIV. I ONLY		20-21-0	.4878	156	6-9-0		116	149	124	.51289	124	15	15		
DIV. I NON-CONF.		11-16-0	.40741	207	1-5-0		117	138	168	.49059	166	15	15		
TOTALS		RPI 1-25	RPI 26-50		W-L RECORDS		RPI 51-100		RPI 101-150		RPI 150+				
20-21-0		0-2-0	0-4-0		OVERALL		0-4-0		1-6-0		19-5-0				
9-6-0		0-0-0	0-3-0		HOME		0-1-0		0-1-0		9-1-0				
11-12-0		0-2-0	0-0-0		AWAY		0-1-0		1-5-0		10-4-0				
0-3-0		0-0-0	0-1-0		NEUTRAL		0-2-0		0-0-0		0-0-0				
11-16-0		0-2-0	0-1-0		NON-CONFERENCE		0-4-0		1-6-0		10-3-0				
7-3-0		0-0-0	0-0-0		HOME		0-1-0		0-1-0		7-1-0				
4-10-0		0-2-0	0-0-		AWAY		0-1-0		1-5-0		3-2-0				
0-3-0		0-0-0	0-1-0		NEUTRAL		0-2-0		0-0-0		0-0-0				
9-5-0		0-0-0	0-3-0		CONFERENCE		0-0-0		0-0-0		9-2-0				
2-3-0		0-0-0	0-3-0		HOME		0-0-0		0-0-0		2-0-0				
7-2-0		0-0-0	0-0-0		AWAY		0-0-0		0-0-0		7-2-0				
0-0-0		0-0-0	0-0-0		NEUTRAL		0-0-0		0-0-0		0-0-0				
RPI S	Opponent	Score		RPI S	Opponent	Score		RPI S	Opponent	Score		RPI S	Opponent	Score	
13 A	North Carolina	2	17	28 H	UNCW	1	2	57 N	UConn	1	18	107 A	CSUN	7	11
24 A	Virginia	8	16	28 H	UNCW	1	6	57 N	UConn	2	3	107 A	CSUN	3	11
				28 H	UNCW	4	7	63 A	Old Dominion	1	7	129 A	San Diego	13	11
				48 N	Oregon St.	3	12	88 H	VCU	5	12	129 A	San Diego	3	9
												129 A	San Diego	3	7
												135 A	Liberty	4	8
												135 H	Liberty	7	10
												160 A	Charlotte	11	0
												160 A	Charlotte	3	7
												160 A	Charlotte	5	1
												161 H	Richmond	12	8
												177 H	Holy Cross	6	5
												177 H	Holy Cross	8	5
												177 H	Holy Cross	12	11
												187 H	Georgetown	16	2
												187 H	Georgetown	10	9
												187 H	Georgetown	6	8
												189 A	Northeastern	3	0
												189 A	Northeastern	8	5
												189 A	Northeastern	2	0
												190 A	Virginia Tech	12	8
												198 A	James Madison	2	0
												198 A	James Madison	11	4
												198 A	James Madison	5	8
												199 A	Elon	14	7
												199 A	Elon	7	13
												199 A	Elon	10	5
LAST 15 GAMES				135 H	Liberty	7	10	198 A	James Madison	11	4	198 A	James Madison	11	4
				189 A	Northeastern	3	0	198 A	James Madison	5	8	198 A	James Madison	5	8
				189 A	Northeastern	8	5	88 H	VCU	5	12	199 A	Elon	14	7
				189 A	Northeastern	2	0					199 A	Elon	7	13
				13 A	North Carolina	2	17					199 A	Elon	10	5

Non-Div. I Games:

William &amp; Mary

284	A	Norfolk St.	3	6
198	A	James Madison	2	0

RPI	S	Opponent	Score	
229	H	Hofstra	15	10
229	H	Hofstra	14	6
284	A	Norfolk St.	3	6
284	H	Norfolk St.	10	6

William & Mary

W  
i  
l  
l  
i  
a  
m  
&  
M  
a  
r  
y

W  
i  
l  
l  
i  
a  
m  
&  
M  
a  
r  
y



Average RPI Win:	154	WON-LOST RECORD	WINNING PCT. RANK	LAST 15 GAMES	STRENGTH OF SCHEDULE	OPP. STRENGTH OF SCHEDULE	TEAM RPI	ADJ RPI	CONF. RPI	ADJ CONF. RPI		
DIV. I ONLY		20-21-0	.4878	156	7-8-0	67	93	125	.51256	125	6	6
DIV. I NON-CONF.		12-17-0	.41379	200	0-5-0	55	100	147	.49956	147	6	6
<hr/>												
TOTALS	RPI 1-25	RPI 26-50		W-L RECORDS		RPI 51-100		RPI 101-150		RPI 150+		
20-21-0	1-5-0	2-3-0		OVERALL		2-6-0		2-1-0		13-6-0		
16-5-0	0-0-0	0-0-0		HOME		2-2-0		1-1-0		13-2-0		
4-9-0	1-4-0	2-2-0		AWAY		0-2-0		1-0-0		0-1-0		
0-7-0	0-1-0	0-1-0		NEUTRAL		0-2-0		0-0-0		0-3-0		
<hr/>												
12-17-0	1-5-0	0-2-0		NON-CONFERENCE		0-5-0		2-1-0		9-4-0		
10-2-0	0-0-0	0-0-0		HOME		0-1-0		1-1-0		9-0-0		
2-8-0	1-4-0	0-0-		AWAY		0-2-0		1-0-0		0-1-0		
0-7-0	0-1-0	0-1-0		NEUTRAL		0-2-0		0-0-0		0-3-0		
<hr/>												
8-4-0	0-0-0	2-1-0		CONFERENCE		2-1-0		0-0-0		4-2-0		
6-3-0	0-0-0	0-0-0		HOME		2-1-0		0-0-0		4-2-0		
2-1-0	0-0-0	2-1-0		AWAY		0-0-0		0-0-0		0-0-0		
0-0-0	0-0-0	0-0-0		NEUTRAL		0-0-0		0-0-0		0-0-0		
<hr/>												
RPI S	Opponent	Score		RPI S	Opponent	Score		RPI S	Opponent	Score		
7 N	Ole Miss	1	7	31 A	Tulane	2	1	57 H	UConn	2	4	
11 A	Coastal Caro.	10	7	31 A	Tulane	0	1	57 H	UConn	3	2	
17 A	LSU	0	4	31 A	Tulane	7	4	57 H	UConn	3	2	
17 A	LSU	5	6	36 N	South Ala.	2	3	65 A	Tennessee	1	7	
17 A	LSU	4	12	37 A	Kentucky	4	8	69 H	Wright St.	5	7	
25 A	Georgia	6	7					69 N	Wright St.	1	6	
								75 N	Western Ky.	2	5	
								99 A	Ohio St.	0	9	
			</									

Non-Div. I Games:

Cincinnati

31 A Tulane	0	1
31 A Tulane	2	1

C  
i  
n  
c  
i  
n  
n  
a  
t  
i

C  
i  
n  
c  
i  
n  
n  
a  
t  
i

Average RPI Win:	93	WON-LOST RECORD	WINNING PCT. RANK	LAST 15 GAMES	STRENGTH OF SCHEDULE	OPP. STRENGTH OF SCHEDULE	TEAM RPI	ADJ RPI	CONF. RPI	ADJ CONF. RPI		
DIV. I ONLY		18-22-0	.45	193	6-9-0	77	21	126	.51099	126	4	4
DIV. I NON-CONF.		11-12-0	.47826	158	2-2-0	25	16	102	.52698	102	3	3
<hr/>												
TOTALS	RPI 1-25	RPI 26-50		W-L RECORDS		RPI 51-100		RPI 101-150		RPI 150+		
18-22-0	2-6-0	4-2-0		OVERALL		5-8-0		4-3-0		3-3-0		
12-10-0	1-2-0	4-2-0		HOME		2-2-0		4-2-0		1-2-0		
6-11-0	1-4-0	0-0-0		AWAY		3-5-0		0-1-0		2-1-0		
0-1-0	0-0-0	0-0-0		NEUTRAL		0-1-0		0-0-0		0-0-0		
11-12-0	2-5-0	2-1-0		NON-CONFERENCE		4-2-0		2-2-0		1-2-0		
8-7-0	1-1-0	2-1-0		HOME		2-2-0		2-1-0		1-2-0		
3-5-0	1-4-0	0-0-		AWAY		2-0-0		0-1-0		0-0-0		
0-0-0	0-0-0	0-0-0		NEUTRAL		0-0-0		0-0-0		0-0-0		
7-10-0	0-1-0	2-1-0		CONFERENCE		1-6-0		2-1-0		2-1-0		
4-3-0	0-1-0	2-1-0		HOME		0-0-0		2-1-0		0-0-0		
3-6-0	0-0-0	0-0-0		AWAY		1-5-0		0-0-0		2-1-0		
0-1-0	0-0-0	0-0-0		NEUTRAL		0-1-0		0-0-0		0-0-0		
RPI S	Opponent	Score	RPI S	Opponent	Score	RPI S	Opponent	Score	RPI S	Opponent	Score	
9 A	UC Santa Barbara	2 5	30 H	Wake Forest	9 4	57 H	UConn	4 5	106 H	Oklahoma	5 4	
9 A	UC Santa Barbara	1 10	30 H	Wake Forest	4 5	60 H	Cal St. Fullerton	3 2	110 H	UC Irvine	5 6	
9 H	UC Santa Barbara	9 5	30 H	Wake Forest	2 1	67 N	UCLA	3 5	112 A	Pepperdine	2 3	
10 H	Mississippi St.	7 8	40 H	California	4 5	70 A	Long Beach St.	7 4	112 H	Pepperdine	6 5	
20 A	TCU	11 12	40 H	California	18 5	70 H	Long Beach St.	8 3	132 H	Utah	6 1	
20 A	TCU	3 8	40 H	California	5 4	90 A	Oregon	8 12	132 H	Utah	8 14	
20 A	TCU	16 6				90 A	Oregon	5 8	132 H	Utah	5 2	
23 H	Arizona	5 8				90 A	Oregon	3 4	191 A	Washington St.	2 9	
						91 A	Stanford	8 11	191 A	Washington St.	4 2	
						91 A	Stanford	1 0	191 A	Washington St.	6 2	
						91 A	Stanford	1 8	255 H	North Dakota	0 1	
						97 A	Loyola Marymount	4 3	255 H	North Dakota	4 5	
						97 H	Loyola Marymount	0 8	255 H	North Dakota	7 6	
<hr/>												
LAST 15 GAMES												
23 H Arizona						5	8	90 A Oregon	8	12		
110 H UC Irvine						5	6	90 A Oregon	3	4		
191 A Washington St.						2	9	112 A Pepperdine	2	3		
191 A Washington St.						6	2					
191 A Washington St.						4	2					

Non-Div. I Games:

Southern California

70	H	Long Beach St.	8	3
90	A	Oregon	5	8

S  
o  
u  
t  
h  
e  
r  
n  
C  
a  
l  
i  
f  
o  
r  
n  
i  
a

S  
o  
u  
t  
h  
e  
r  
n  
C  
a  
l  
i  
f  
o  
r  
n  
i  
a

Average RPI Win: 198		WON-LOST RECORD		WINNING PCT. RANK		LAST 15 GAMES		STRENGTH OF SCHEDULE		OPP. STRENGTH OF SCHEDULE		TEAM RPI		ADJ RPI		CONF. RPI		ADJ CONF. RPI	
DIV. I ONLY		25-18-0		.5814 93		9-6-0		159		207		127		.51005 127		14		14	
DIV. I NON-CONF.		17-11-0		.60714 86		2-3-0		173		255		135		.50762 135		16		16	
TOTALS		RPI 1-25		RPI 26-50		W-L RECORDS		RPI 51-100		RPI 101-150		RPI 150+							
25-18-0		0-2-0		1-0-0		OVERALL		2-2-0		3-8-0		19-6-0							
16-8-0		0-0-0		1-0-0		HOME		1-0-0		1-3-0		13-5-0							
8-10-0		0-2-0		0-0-0		AWAY		1-2-0		2-5-0		5-1-0							
1-0-0		0-0-0		0-0-0		NEUTRAL		0-0-0		0-0-0		1-0-0							
17-11-0		0-2-0		1-0-0		NON-CONFERENCE		1-0-0		2-3-0		13-6-0							
13-5-0		0-0-0		1-0-0		HOME		1-0-0		1-0-0		10-5-0							
3-6-0		0-2-0		0-0-		AWAY		0-0-0		1-3-0		2-1-0							
1-0-0		0-0-0		0-0-0		NEUTRAL		0-0-0		0-0-0		1-0-0							
8-7-0		0-0-0		0-0-0		CONFERENCE		1-2-0		1-5-0		6-0-0							
3-3-0		0-0-0		0-0-0		HOME		0-0-0		0-3-0		3-0-0							
5-4-0		0-0-0		0-0-0		AWAY		1-2-0		1-2-0		3-0-0							
0-0-0		0-0-0		0-0-0		NEUTRAL		0-0-0		0-0-0		0-0-0							
RPI S	Opponent	Score		RPI S	Opponent	Score		RPI S	Opponent	Score		RPI S	Opponent	Score					
3 A	South Carolina	1	7	37 H	Kentucky	5	4	86 H	Evansville	7	5	105 A	Mercer	3	14				
12 A	Clemson	0	7					99 A	Samford	3	11	105 A	Mercer	7	12				
								99 A	Samford	4	3	105 A	Mercer	7	5				
								99 A	Samford	0	6	115 H	Western Caro.	4	14				
												115 H	Western Caro.	3	12				
												115 H	Western Caro.	1	9				
												131 A	Baylor	5	9				
												131 A	Baylor	0	4				
												133 A	Gardner-Webb	5	1				
												133 A	Gardner-Webb	3	5				
												133 H	Gardner-Webb	13	9				
												163 A	Winthrop	9	2				
												163 H	Winthrop	3	4				
												173 H	Stony Brook	9	8				
												183 A	Presbyterian	8	4				
												183 H	Presbyterian	5	6				
												220 H	Rider	12	4				
												221 H	The Citadel	10	9				
												221 H	The Citadel	10	8				
												221 H	The Citadel	10	5				
												233 A	VMI	10	7				
												233 A	VMI	5	3				
												233 A	VMI	12	4				
												236 A	USC Upstate	0	2				
												236 H	USC Upstate	6	3				
												237 H	Ohio	5	3				
												237 H	Ohio	2	16				
				LAST 15 GAMES															
				248 N	Charleston So.	4	0	221 H	The Citadel	10	5								
				233 A	VMI	12	4	163 A	Winthrop	9	2								
				233 A	VMI	10	7	99 A	Samford	0	6								
				233 A	VMI	5	3												
				163 H	Winthrop	3	4												

Non-Div. I Games:

Wofford

221	H	The Citadel	10	8
221	H	The Citadel	10	9

RPI	S	Opponent	Score	
237	H	Ohio	6	3
237	H	Ohio	6	5
242	H	Cornell	2	6
242	H	Cornell	5	12
242	H	Cornell	5	1
248	N	Charleston So.	4	0
259	H	Lafayette	14	8
283	H	George Mason	11	6
286	H	UNC Asheville	8	5

Wofford

W  
o  
f  
f  
o  
r  
d

W  
o  
f  
f  
o  
r  
d

Average RPI Win:	163	WON-LOST	WINNING	LAST 15	STRENGTH OF	OPP. STRENGTH	TEAM	ADJ	CONF.	ADJ CONF.	
Average RPI Loss:	120	RECORD	PCT. RANK	GAMES	SCHEDULE	OF SCHEDULE	RPI	RPI	RPI	RPI	
DIV. I ONLY	23-17-1	.57317	96	8-7-0	132	139	128	.5099	128	11	11
DIV. I NON-CONF.	19-12-1	.60938	82	4-2-0	161	143	131	.50863	131	13	13
<hr/>											
TOTALS	RPI 1-25	RPI 26-50		W-L RECORDS		RPI 51-100		RPI 101-150		RPI 150+	
23-17-1	0-0-0	2-2-0		OVERALL		7-6-0		1-4-0		13-5-1	
18-9-1	0-0-0	1-0-0		HOME		6-3-0		1-3-0		10-3-1	
5-8-0	0-0-0	1-2-0		AWAY		1-3-0		0-1-0		3-2-0	
0-0-0	0-0-0	0-0-0		NEUTRAL		0-0-0		0-0-0		0-0-0	
19-12-1	0-0-0	1-0-0		NON-CONFERENCE		7-6-0		0-2-0		11-4-1	
17-7-1	0-0-0	1-0-0		HOME		6-3-0		0-1-0		10-3-1	
2-5-0	0-0-0	0-0-		AWAY		1-3-0		0-1-0		1-1-0	
0-0-0	0-0-0	0-0-0		NEUTRAL		0-0-0		0-0-0		0-0-0	
4-5-0	0-0-0	1-2-0		CONFERENCE		0-0-0		1-2-0		2-1-0	
1-2-0	0-0-0	0-0-0		HOME		0-0-0		1-2-0		0-0-0	
3-3-0	0-0-0	1-2-0		AWAY		0-0-0		0-0-0		2-1-0	
0-0-0	0-0-0	0-0-0		NEUTRAL		0-0-0		0-0-0		0-0-0	
<hr/>											
RPI S	Opponent	Score	RPI S	Opponent	Score	RPI S	Opponent	Score	RPI S	Opponent	Score
38 H	Southeast Mo. St.	6 5	66 A	Austin Peay	6 13	102 H	Indiana St.	1 5			
45 A	Dallas Baptist	4 7	66 H	Austin Peay	10 16	102 H	Indiana St.	0 3			
45 A	Dallas Baptist	7 0	71 H	Jacksonville St.	13 3	102 H	Indiana St.	7 6			
45 A	Dallas Baptist	2 5	71 H	Jacksonville St.	3 2	121 A	Arkansas St.	0 1			
			71 H	Jacksonville St.	5 9	121 H	Arkansas St.	1 7			
			77 A	McNeese St.	2 5	155 H	St. John's (NY)	6 3			
			77 A	McNeese St.	4 8	155 H	St. John's (NY)	1 4			
			77 A	McNeese St.	2 1	155 H	St. John's (NY)	2 2			
			87 H	Illinois	1 0	207 A	Murray St.	3 7			
			87 H	Illinois	3 2	207 H	Murray St.	5 4			
			94 H	Iowa	5 7	217 A	Belmont	8 4			
			94 H	Iowa	2 1	217 H	Belmont	11 1			
			94 H	Iowa	6 1	219 H	Memphis	4 7			
						219 H	Memphis	5 3			
						219 H	Memphis	11 5			
						221 H	Northern Ill.	5 2			
						221 H	Northern Ill.	0 1			
						243 A	Illinois St.	8 6			
						243 A	Illinois St.	0 1			
						243 A	Illinois St.	7 3			
						256 H	Western Ill.	4 1			
						256 H	Western Ill.	9 0			
						256 H	Western Ill.	9 0			
						266 H	Eastern Ill.	10 2			
LAST 15 GAMES											
243 A	Illinois St.	0 1	266 H	Eastern Ill.	10 2	256 H	Western Ill.	9 0	266 H	Eastern Ill.	10 2
243 A	Illinois St.	8 6	102 H	Indiana St.	1 5						
243 A	Illinois St.	7 3	102 H	Indiana St.	0 3						
121 H	Arkansas St.	1 7									
45 A	Dallas Baptist	7 0									

**Non-Div. I Games:**

Southern Ill.

45 A Dallas Baptist	4	7
45 A Dallas Baptist	2	5

S  
o  
u  
t  
h  
e  
r  
n  
I  
l  
l  
.

S  
o  
u  
t  
h  
e  
r  
n  
I  
l  
l  
.



Average RPI Win: 127		WON-LOST	WINNING	LAST 15	STRENGTH OF		OPP. STRENGTH	TEAM	ADJ	CONF.	ADJ CONF.
Average RPI Loss: 91		RECORD	PCT. RANK	GAMES	SCHEDULE		OF SCHEDULE	RPI	RPI	RPI	RPI
DIV. I ONLY		20-24-0	.45455	187	4-11-0		69	78	129	.50971	129
DIV. I NON-CONF.		13-13-0	.5	145	1-4-0		68	83	120	.51964	120
TOTALS		RPI 1-25	RPI 26-50		W-L RECORDS		RPI 51-100		RPI 101-150		RPI 150+
20-24-0		0-4-0	2-4-0		OVERALL		4-5-0		8-8-0		6-3-0
11-11-0		0-0-0	1-2-0		HOME		3-4-0		5-3-0		2-2-0
6-12-0		0-3-0	1-2-0		AWAY		1-1-0		3-5-0		1-1-0
3-1-0		0-1-0	0-0-0		NEUTRAL		0-0-0		0-0-0		3-0-0
13-13-0		0-4-0	1-2-0		NON-CONFERENCE		2-1-0		4-3-0		6-3-0
7-6-0		0-0-0	1-2-0		HOME		1-0-0		3-2-0		2-2-0
3-6-0		0-3-0	0-0-0		AWAY		1-1-0		1-1-0		1-1-0
3-1-0		0-1-0	0-0-0		NEUTRAL		0-0-0		0-0-0		3-0-0
7-11-0		0-0-0	1-2-0		CONFERENCE		2-4-0		4-5-0		0-0-0
4-5-0		0-0-0	0-0-0		HOME		2-4-0		2-1-0		0-0-0
3-6-0		0-0-0	1-2-0		AWAY		0-0-0		2-4-0		0-0-0
0-0-0		0-0-0	0-0-0		NEUTRAL		0-0-0		0-0-0		0-0-0
RPI S	Opponent	Score	RPI S	Opponent	Score	RPI S	Opponent	Score	RPI S	Opponent	Score
9 N	UC Santa Barbara	3 9	31 H	Tulane	7 6	52 H	St. Mary's (CA)	1 9	110 H	UC Irvine	2 9
15 A	Vanderbilt	1 17	39 A	BYU	2 12	52 H	St. Mary's (CA)	0 9	112 A	Pepperdine	6 4
15 A	Vanderbilt	4 8	39 A	BYU	1 13	52 H	St. Mary's (CA)	4 0	112 A	Pepperdine	0 8
15 A	Vanderbilt	6 13	39 A	BYU	13 7	60 A	Cal St. Fullerton	2 4	112 A	Pepperdine	7 2
			48 H	Oregon St.	2 7	80 H	Nebraska	17 5	124 H	William & Mary	11 13
			48 H	Oregon St.	2 5	89 A	Arizona St.	6 3	124 H	William & Mary	9 3
						97 H	Loyola Marymount	5 1	124 H	William & Mary	7 3
						97 H	Loyola Marymount	2 7	131 A	Baylor	3 6
						97 H	Loyola Marymount	5 8	131 A	Baylor	5 3
									139 A	San Francisco	2 8
									139 A	San Francisco	6 7
									139 A	San Francisco	3 13
									141 H	UNLV	13 7
									147 H	Santa Clara	7 1
									147 H	Santa Clara	5 7
									147 H	Santa Clara	9 4
									175 N	New Mexico St.	10 1
									175 N	New Mexico St.	5 1
									181 A	San Diego St.	4 2
									181 H	San Diego St.	3 7
									181 N	San Diego St.	9 6
									188 A	UC Riverside	2 3
									188 H	UC Riverside	4 5
									205 H	Columbia	21 5
									205 H	Columbia	6 3
			LAST 15 GAMES								
			188 A	UC Riverside	2 3	147 H	Santa Clara	9 4			
			139 A	San Francisco	2 8	181 H	San Diego St.	3 7			
			139 A	San Francisco	6 7	141 H	UNLV	13 7			
			139 A	San Francisco	3 13						
			188 H	UC Riverside	4 5						

Non-Div. I Games:

San Diego

147 H Santa Clara	5	7
147 H Santa Clara	7	1

S  
a  
n  
D  
i  
e  
g  
o

S  
a  
n  
D  
i  
e  
g  
o

[illegible]

Non-Div. I Games:	William Jessup	6	1
-------------------	----------------	---	---

Sacramento St.

291 H Chicago St.	4	1
291 H Chicago St.	10	0

S  
a  
c  
r  
a  
m  
e  
n  
t  
o  
s  
t  
.

S  
a  
c  
r  
a  
m  
e  
n  
t  
o  
s  
t  
.

Average RPI Win: 122		WON-LOST	WINNING	LAST 15	STRENGTH OF		OPP. STRENGTH	TEAM	ADJ	CONF.	ADJ CONF.
Average RPI Loss: 92		RECORD	PCT. RANK	GAMES	SCHEDULE		OF SCHEDULE	RPI	RPI	RPI	RPI
DIV. I ONLY		19-22-0	.46341	178	7-8-0		57	50	131	.50917	131
DIV. I NON-CONF.		14-12-0	.53846	131	4-1-0		28	64	100	.52832	100
TOTALS		RPI 1-25	RPI 26-50		W-L RECORDS		RPI 51-100		RPI 101-150		RPI 150+
19-22-0		1-2-0	4-6-0		OVERALL		2-3-0		5-7-0		7-4-0
14-14-0		1-2-0	3-5-0		HOME		0-1-0		3-2-0		7-4-0
5-8-0		0-0-0	1-1-0		AWAY		2-2-0		2-5-0		0-0-0
0-0-0		0-0-0	0-0-0		NEUTRAL		0-0-0		0-0-0		0-0-0
14-12-0		0-0-0	4-3-0		NON-CONFERENCE		2-3-0		3-3-0		5-3-0
11-8-0		0-0-0	3-2-0		HOME		0-1-0		3-2-0		5-3-0
3-4-0		0-0-0	1-0-		AWAY		2-2-0		0-1-0		0-0-0
0-0-0		0-0-0	0-0-0		NEUTRAL		0-0-0		0-0-0		0-0-0
5-10-0		1-2-0	0-3-0		CONFERENCE		0-0-0		2-4-0		2-1-0
3-6-0		1-2-0	0-3-0		HOME		0-0-0		0-0-0		2-1-0
2-4-0		0-0-0	0-0-0		AWAY		0-0-0		2-4-0		0-0-0
0-0-0		0-0-0	0-0-0		NEUTRAL		0-0-0		0-0-0		0-0-0
RPI S	Opponent	Score	RPI S	Opponent	Score	RPI S	Opponent	Score	RPI S	Opponent	Score
14 H	Texas Tech	0 5	27 H	Oklahoma St.	1 3	79 A	Houston	2 11	103 A	UT Arlington	3 6
14 H	Texas Tech	5 6	27 H	Oklahoma St.	2 6	79 A	Houston	4 2	103 H	UT Arlington	2 9
14 H	Texas Tech	4 3	27 H	Oklahoma St.	7 10	79 A	Houston	4 10	106 A	Oklahoma	6 1
			42 H	Lamar	6 3	85 A	Sam Houston St.	5 1	106 A	Oklahoma	6 7
			43 H	Washington	1 7	85 H	Sam Houston St.	5 6	106 A	Oklahoma	3 4
			43 H	Washington	9 5				127 H	Wofford	4 0
			43 H	Washington	2 7				127 H	Wofford	9 5
			45 A	Dallas Baptist	3 5				129 H	San Diego	6 3
			45 A	Dallas Baptist	19 6				129 H	San Diego	3 5
			45 H	Dallas Baptist	8 3				143 A	Kansas St.	7 11
									143 A	Kansas St.	4 10
									143 A	Kansas St.	7 5
									152 H	UTSA	5 4
									158 H	Texas St.	3 12
									173 H	Stony Brook	6 5
									173 H	Stony Brook	20 4
									173 H	Stony Brook	16 2
									175 H	New Mexico St.	4 7
									175 H	New Mexico St.	5 9
									193 H	Kansas	2 1
									193 H	Kansas	1 6
									193 H	Kansas	5 2
									270 H	Incarnate Word	8 7
			LAST 15 GAMES			27 H	Oklahoma St.	2 6			
			270 H	Incarnate Word	8 7	42 H	Lamar	6 3			
			143 A	Kansas St.	4 10	106 A	Oklahoma	6 7			
			143 A	Kansas St.	7 11						
			143 A	Kansas St.	7 5						
			85 H	Sam Houston St.	5 6						

Non-Div. I Games:

Baylor

27 H Oklahoma St.	1	3
27 H Oklahoma St.	7	10

B  
a  
y  
l  
o  
r

B  
a  
y  
l  
o  
r



188	H	UC Riverside	9	8
188	H	UC Riverside	4	0

U  
t  
a  
h

U  
t  
a  
h



Average RPI Win:		213	WON-LOST RECORD		WINNING PCT. RANK		LAST 15 GAMES		STRENGTH OF SCHEDULE		OPP. STRENGTH OF SCHEDULE		TEAM RPI		ADJ RPI		CONF. RPI		ADJ CONF. RPI					
Average RPI Loss:		122																						
DIV. I ONLY			30-14-0		.68182		37		9-6-0		247		147		133		.50874		133		16		16	
DIV. I NON-CONF.			22-7-0		.75862		27		3-1-0		295		197		155		.49632		155		19		19	
TOTALS		RPI 1-25		RPI 26-50		W-L RECORDS		RPI 51-100		RPI 101-150		RPI 150+												
30-14-0		0-4-0		0-0-0		OVERALL		2-1-0		2-3-0		26-6-0												
27-5-0		0-0-0		0-0-0		HOME		2-1-0		2-1-0		23-3-0												
3-9-0		0-4-0		0-0-0		AWAY		0-0-0		0-2-0		3-3-0												
0-0-0		0-0-0		0-0-0		NEUTRAL		0-0-0		0-0-0		0-0-0												
22-7-0		0-1-0		0-0-0		NON-CONFERENCE		0-0-0		2-3-0		20-3-0												
20-3-0		0-0-0		0-0-0		HOME		0-0-0		2-1-0		18-2-0												
2-4-0		0-1-0		0-0-		AWAY		0-0-0		0-2-0		2-1-0												
0-0-0		0-0-0		0-0-0		NEUTRAL		0-0-0		0-0-0		0-0-0												
8-7-0		0-3-0		0-0-0		CONFERENCE		2-1-0		0-0-0		6-3-0												
7-2-0		0-0-0		0-0-0		HOME		2-1-0		0-0-0		5-1-0												
1-5-0		0-3-0		0-0-0		AWAY		0-0-0		0-0-0		1-2-0												
0-0-0		0-0-0		0-0-0		NEUTRAL		0-0-0		0-0-0		0-0-0												
RPI	S	Opponent		Score		RPI	S	Opponent		Score		RPI	S	Opponent		Score		RPI	S	Opponent		Score		
11	A	Coastal Caro.		4	16					58	H	High Point	2	5	115	A	Western Caro.	14	16					
11	A	Coastal Caro.		6	10					58	H	High Point	9	0	115	H	Western Caro.	4	0					
11	A	Coastal Caro.		4	10					58	H	High Point	3	1	127	A	Wofford	9	13					
13	A	North Carolina		5	11										127	H	Wofford	5	3					
															127	H	Wofford	1	5					
															151	A	Furman	2	1					
															151	H	Furman	6	3					
															159	A	Campbell	4	10					
															159	A	Campbell	5	0					
															159	A	Campbell	4	17					
															160	H	Charlotte	8	4					
															183	H	Presbyterian	3	1					
															183	H	Presbyterian	14	0					
															183	H	Presbyterian	0	3					
															198	H	James Madison	7	6					

**Non-Div. I Games:**

Gardner-Webb

58 H High Point	2	5
58 H High Point	3	1

RPI	S	Opponent	Score	
271	H	Iona	3	2
271	H	Iona	11	1
271	H	Iona	9	8
271	H	Iona	4	2
284	A	N.C. A&T	1	0
284	H	N.C. A&T	10	6
292	H	Delaware St.	7	6
292	H	Delaware St.	8	0
292	H	Delaware St.	7	1
292	H	Delaware St.	9	0

Gardner-Webb

Gardner-Webb

Gardner-Webb



216	H	Quinnipiac	1	2
74	A	Hartford	13	14

Average RPI Win:	155	WON-LOST RECORD	WINNING PCT. RANK	LAST 15 GAMES	STRENGTH OF SCHEDULE	OPP. STRENGTH OF SCHEDULE	TEAM RPI	ADJ RPI	CONF. RPI	ADJ CONF. RPI	
Average RPI Loss:	134										
DIV. I ONLY	22-22-0	.5	142	6-9-0	110	150	135	.50746	135	16	16
DIV. I NON-CONF.	15-14-0	.51724	142	2-3-0	38	78	99	.53011	99	19	19
<hr/>											
TOTALS	RPI 1-25	RPI 26-50		W-L RECORDS		RPI 51-100		RPI 101-150		RPI 150+	
22-22-0	0-0-0	0-0-0		OVERALL		7-9-0		4-0-0		11-13-0	
14-7-0	0-0-0	0-0-0		HOME		6-5-0		1-0-0		7-2-0	
5-14-0	0-0-0	0-0-0		AWAY		0-3-0		1-0-0		4-11-0	
3-1-0	0-0-0	0-0-0		NEUTRAL		1-1-0		2-0-0		0-0-0	
15-14-0	0-0-0	0-0-0		NON-CONFERENCE		7-9-0		4-0-0		4-5-0	
9-6-0	0-0-0	0-0-0		HOME		6-5-0		1-0-0		2-1-0	
3-7-0	0-0-0	0-0-		AWAY		0-3-0		1-0-0		2-4-0	
3-1-0	0-0-0	0-0-0		NEUTRAL		1-1-0		2-0-0		0-0-0	
7-8-0	0-0-0	0-0-0		CONFERENCE		0-0-0		0-0-0		7-8-0	
5-1-0	0-0-0	0-0-0		HOME		0-0-0		0-0-0		5-1-0	
2-7-0	0-0-0	0-0-0		AWAY		0-0-0		0-0-0		2-7-0	
0-0-0	0-0-0	0-0-0		NEUTRAL		0-0-0		0-0-0		0-0-0	
RPI	S	Opponent	Score	RPI	S	Opponent	Score	RPI	S	Opponent	Score
										</	

Non-Div. I Games:

Liberty

161	A	Richmond	9	10
55	H	Duke	7	8

RPI	S	Opponent	Score	
286	H	UNC Asheville	11	5

Liberty

L  
i  
b  
e  
r  
t  
y

L  
i  
b  
e  
r  
t  
y

Average RPI Win:	194	WON-LOST RECORD	WINNING PCT. RANK	LAST 15 GAMES	STRENGTH OF SCHEDULE	OPP. STRENGTH OF SCHEDULE	TEAM RPI	ADJ RPI	CONF. RPI	ADJ CONF. RPI	
Average RPI Loss:	172										
DIV. I ONLY	17-20-0	.45946	182	10-5-0	149	268	136	.50733	136	20	20
DIV. I NON-CONF.	5-17-0	.22727	276	1-2-0	155	285	240	.44984	239	21	20
<hr/>											
TOTALS	RPI 1-25	RPI 26-50		W-L RECORDS	RPI 51-100		RPI 101-150		RPI 150+		
17-20-0	0-0-0	0-3-0		OVERALL	3-1-0		0-0-0		14-16-0		
7-0-0	0-0-0	0-0-0		HOME	3-0-0		0-0-0		4-0-0		
10-20-0	0-0-0	0-3-0		AWAY	0-1-0		0-0-0		10-16-0		
0-0-0	0-0-0	0-0-0		NEUTRAL	0-0-0		0-0-0		0-0-0		
5-17-0	0-0-0	0-3-0		NON-CONFERENCE	0-1-0		0-0-0		5-13-0		
1-0-0	0-0-0	0-0-0		HOME	0-0-0		0-0-0		1-0-0		
4-17-0	0-0-0	0-0-		AWAY	0-1-0		0-0-0		4-13-0		
0-0-0	0-0-0	0-0-0		NEUTRAL	0-0-0		0-0-0		0-0-0		
12-3-0	0-0-0	0-0-0		CONFERENCE	3-0-0		0-0-0		9-3-0		
6-0-0	0-0-0	0-0-0		HOME	3-0-0		0-0-0		3-0-0		
6-3-0	0-0-0	0-0-0		AWAY	0-0-0		0-0-0		6-3-0		
0-0-0	0-0-0	0-0-0		NEUTRAL	0-0-0		0-0-0		0-0-0		
RPI S	Opponent	Score	RPI S	Opponent	Score	RPI S	Opponent	Score	RPI S	Opponent	Score
			44 A	UNCG	2 5	74 H	Hartford	5 3	176 A	Delaware	2 4
			44 A	UNCG	9 10	74 H	Hartford	10 9	176 A	Delaware	7 9
			44 A	UNCG	4 19	74 H	Hartford	12 1	176 A	Delaware	2 13
						96 A	Penn St.	2 5	176 A	Delaware	4 5
									178 H	Albany (NY)	8 6
									178 H	Albany (NY)	9 4
									178 H	Albany (NY)	7 4
									182 A	Houston Baptist	4 11
									182 A	Houston Baptist	11 9
									182 A	Houston Baptist	3 4
									182 A	Houston Baptist	5 8
									195 A	UMass Lowell	1 2
									195 A	UMass Lowell	7 8
									195 A	UMass Lowell	5 0
									208 A	UMBC	6 4
									208 A	UMBC	7 5
									208 A	UMBC	4 5
									211 A	Marist	15 7
									211 A	Marist	1 6
									225 A	Penn	0 1
									225 A	Penn	7 0
									225 A	Penn	2 6
									233 A	VMI	15 10
									233 A	VMI	1 2
									233 A	VMI	9 15
									242 A	Cornell	2 3
									267 A	Maine	2 0
<hr/>											
LAST 15 GAMES											
			208 A	UMBC	7 5	74 H	Hartford	5 3			
			208 A	UMBC	6 4	242 A	Cornell	2 3			
			208 A	UMBC	4 5	195 A	UMass Lowell	7 8			
			211 A	Marist	1 6				242 A	Cornell	2 3
			211 A	Marist	15 7				267 A	Maine	2 0

Non-Div. I Games:

Binghamton

74	H	Hartford	10	9
74	H	Hartford	12	1

RPI	S	Opponent	Score	
267	A	Maine	8	1
267	A	Maine	6	1
281	H	Bucknell	14	2

Binghamton

B  
i  
n  
g  
h  
a  
m  
t  
o  
n

B  
i  
n  
g  
h  
a  
m  
t  
o  
n



Average RPI Win:	135	WON-LOST	WINNING	LAST 15	STRENGTH OF	OPP. STRENGTH	TEAM	ADJ	CONF.	ADJ CONF.		
Average RPI Loss:	98	RECORD	PCT. RANK	GAMES	SCHEDULE	OF SCHEDULE	RPI	RPI	RPI	RPI		
DIV. I ONLY		17-25-0	.40476	216	4-11-0	37	89	137	.50652	137	3	3
DIV. I NON-CONF.		13-11-0	.54167	128	2-3-0	43	200	96	.531	96	4	4
<hr/>												
TOTALS	RPI 1-25	RPI 26-50		W-L RECORDS		RPI 51-100		RPI 101-150		RPI 150+		
17-25-0	2-6-0	3-3-0		OVERALL		1-5-0		2-5-0		9-6-0		
11-11-0	2-2-0	1-2-0		HOME		1-1-0		2-2-0		5-4-0		
5-14-0	0-4-0	2-1-0		AWAY		0-4-0		0-3-0		3-2-0		
1-0-0	0-0-0	0-0-0		NEUTRAL		0-0-0		0-0-0		1-0-0		
13-11-0	1-1-0	2-1-0		NON-CONFERENCE		1-2-0		2-2-0		7-5-0		
7-6-0	1-0-0	0-0-0		HOME		1-1-0		2-2-0		3-3-0		
5-5-0	0-1-0	2-0-		AWAY		0-1-0		0-0-0		3-2-0		
1-0-0	0-0-0	0-0-0		NEUTRAL		0-0-0		0-0-0		1-0-0		
4-14-0	1-5-0	1-2-0		CONFERENCE		0-3-0		0-3-0		2-1-0		
4-5-0	1-2-0	1-2-0		HOME		0-0-0		0-0-0		2-1-0		
0-9-0	0-3-0	0-0-0		AWAY		0-3-0		0-3-0		0-0-0		
0-0-0	0-0-0	0-0-0		NEUTRAL		0-0-0		0-0-0		0-0-0		
RPI S	Opponent	Score	RPI S	Opponent	Score	RPI S	Opponent	Score	RPI S	Opponent	Score	
15 A	Vanderbilt	4 7	35 H	Fla. Atlantic	1 12	65 A	Tennessee	2 9	117 A	UAB	1 10	
15 H	Vanderbilt	7 4	35 H	Fla. Atlantic	2 7	65 H	Tennessee	2 4	117 A	UAB	2 5	
18 A	Southern Miss.	11 12	35 H	Fla. Atlantic	8 6	66 H	Austin Peay	6 5	117 A	UAB	0 8	
18 A	Southern Miss.	5 9	36 A	South Ala.	2 3	75 A	Western Ky.	4 10	120 H	Indiana	5 4	
18 A	Southern Miss.	4 6	36 A	South Ala.	5 4	75 A	Western Ky.	1 2	120 H	Indiana	4 14	
19 H	Rice	0 1	36 A	South Ala.	7 4	75 A	Western Ky.	1 3	120 H	Indiana	3 2	
19 H	Rice	3 0							150 H	Miami (OH)	5 13	
19 H	Rice	2 6							160 H	Charlotte	3 0	
									160 H	Charlotte	12 11	
									160 H	Charlotte	4 8	
									196 A	Kennesaw St.	9 3	
									196 A	Kennesaw St.	8 6	
									196 A	Kennesaw St.	0 7	
									217 H	Belmont	4 9	
									219 H	Memphis	8 2	
									219 N	Memphis	3 1	
									223 A	Tennessee Tech	9 3	
									223 H	Tennessee Tech	6 9	
									230 A	Lipscomb	1 6	
									230 H	Lipscomb	9 6	
									235 H	Army West Point	1 9	
									249 H	Western Mich.	3 2	
			LAST 15 GAMES									
223 A	Tennessee Tech	9 3	160 H	Charlotte	4 8							
117 A	UAB	0 8	160 H	Charlotte	12 11							
117 A	UAB	2 5	15 A	Vanderbilt	4 7							
117 A	UAB	1 10										
223 H	Tennessee Tech	6 9										

Non-Div. I Games:

Middle Tenn.

65	H	Tennessee	2	4
160	H	Charlotte	3	0

M  
i  
d  
d  
l  
e  
T  
e  
n  
n  
.

M  
i  
d  
d  
l  
e  
T  
e  
n  
n  
.

Average RPI Win: 231		WON-LOST RECORD		WINNING PCT. RANK		LAST 15 GAMES		STRENGTH OF SCHEDULE		OPP. STRENGTH OF SCHEDULE		TEAM RPI		ADJ RPI		CONF. RPI		ADJ CONF. RPI	
Average RPI Loss: 166		21-16-0		.56757 102		9-6-0		234		241		138		.50636 138		27		27	
DIV. I ONLY		21-16-0		.56757 102		9-6-0		234		241		138		.50636 138		27		27	
DIV. I NON-CONF.		9-13-0		.40909 204		3-3-0		249		188		194		.47762 194		27		27	
TOTALS		RPI 1-25		RPI 26-50		W-L RECORDS		RPI 51-100		RPI 101-150		RPI 150+							
21-16-0		0-3-0		0-0-0		OVERALL		0-0-0		1-3-0		20-10-0							
8-2-0		0-0-0		0-0-0		HOME		0-0-0		0-0-0		8-2-0							
13-14-0		0-3-0		0-0-0		AWAY		0-0-0		1-3-0		12-8-0							
0-0-0		0-0-0		0-0-0		NEUTRAL		0-0-0		0-0-0		0-0-0							
9-13-0		0-3-0		0-0-0		NON-CONFERENCE		0-0-0		1-3-0		8-7-0							
3-0-0		0-0-0		0-0-0		HOME		0-0-0		0-0-0		3-0-0							
6-13-0		0-3-0		0-0-		AWAY		0-0-0		1-3-0		5-7-0							
0-0-0		0-0-0		0-0-0		NEUTRAL		0-0-0		0-0-0		0-0-0							
12-3-0		0-0-0		0-0-0		CONFERENCE		0-0-0		0-0-0		12-3-0							
5-2-0		0-0-0		0-0-0		HOME		0-0-0		0-0-0		5-2-0							
7-1-0		0-0-0		0-0-0		AWAY		0-0-0		0-0-0		7-1-0							
0-0-0		0-0-0		0-0-0		NEUTRAL		0-0-0		0-0-0		0-0-0							
RPI S	Opponent	Score		RPI S	Opponent	Score		RPI S	Opponent	Score		RPI S	Opponent	Score					
16 A	La.-Lafayette	0	8									118 A	Saint Joseph's	6	5				
16 A	La.-Lafayette	0	4									140 A	SFA	5	7				
16 A	La.-Lafayette	3	9									140 A	SFA	11	13				
												140 A	SFA	1	15				
												173 A	Stony Brook	2	4				
												185 A	Fairfield	4	5				
												185 H	Fairfield	9	8				
												197 H	Fordham	2	1				
												200 A	Yale	9	0				
												200 H	Yale	7	0				
												213 A	Nicholls St.	0	5				
												213 A	Nicholls St.	7	8				
												213 A	Nicholls St.	7	5				
												214 H	Central Conn. St.	4	11				
												214 H	Central Conn. St.	5	4				
												214 H	Central Conn. St.	7	4				
												214 H	Central Conn. St.	3	2				
												220 A	Rider	1	4				
												220 A	Rider	7	4				
												220 A	Rider	2	4				
												244 A	Villanova	2	0				
												244 A	Villanova	2	3				
												251 A	Fairleigh Dickinson	3	0				
												251 A	Fairleigh Dickinson	6	5				
												251 A	Fairleigh Dickinson	8	7				
												251 A	Fairleigh Dickinson	5	7				
												251 H	Fairleigh Dickinson	9	6				
LAST 15 GAMES				185 A	Fairfield	4	5	214 H	Central Conn. St.	5	4	251 A	Fairleigh Dickinson	3	0				
				251 A	Fairleigh Dickinson	5	7	214 H	Central Conn. St.	3	2	251 A	Fairleigh Dickinson	6	5				
				251 A	Fairleigh Dickinson	3	0	214 H	Central Conn. St.	4	11	251 A	Fairleigh Dickinson	8	7				
				251 A	Fairleigh Dickinson	6	5					251 A	Fairleigh Dickinson	5	7				
				251 A	Fairleigh Dickinson	8	7					251 H	Fairleigh Dickinson	9	6				

Non-Div. I Games:

Sacred Heart

185	H	Fairfield	9	8
214	H	Central Conn. St.	7	4

RPI	S	Opponent	Score	
251	H	Fairleigh Dickinson	2	0
251	H	Fairleigh Dickinson	4	5
273	A	LIU Brooklyn	8	0
273	A	LIU Brooklyn	11	0
273	A	LIU Brooklyn	5	0
273	A	LIU Brooklyn	5	2
290	A	Alcorn	16	3

Sacred Heart

S  
a  
c  
r  
e  
d  
H  
e  
a  
r  
t

S  
a  
c  
r  
e  
d  
H  
e  
a  
r  
t

Average RPI Win:		141	WON-LOST RECORD		WINNING PCT. RANK		LAST 15 GAMES		STRENGTH OF SCHEDULE		OPP. STRENGTH OF SCHEDULE		TEAM RPI		ADJ RPI		CONF. RPI		ADJ CONF. RPI				
DIV. I ONLY			16-26-0		.38095	229	8-7-0		86		85		139		.50612		139	9		9			
DIV. I NON-CONF.			6-18-0		.25	265	1-2-0		53		65		184		.48357		183	8		8			
TOTALS		RPI 1-25		RPI 26-50			W-L RECORDS			RPI 51-100			RPI 101-150			RPI 150+							
16-26-0		0-4-0		1-4-0			OVERALL			3-7-0			6-4-0			6-7-0							
7-2-0		0-0-0		0-0-0			HOME			2-2-0			3-0-0			2-0-0							
7-20-0		0-4-0		1-4-0			AWAY			1-5-0			3-4-0			2-3-0							
2-4-0		0-0-0		0-0-0			NEUTRAL			0-0-0			0-0-0			2-4-0							
6-18-0		0-4-0		1-4-0			NON-CONFERENCE			0-4-0			0-1-0			5-5-0							
1-1-0		0-0-0		0-0-0			HOME			0-1-0			0-0-0			1-0-0							
3-13-0		0-4-0		1-0-			AWAY			0-3-0			0-1-0			2-1-0							
2-4-0		0-0-0		0-0-0			NEUTRAL			0-0-0			0-0-0			2-4-0							
10-8-0		0-0-0		0-0-0			CONFERENCE			3-3-0			6-3-0			1-2-0							
6-1-0		0-0-0		0-0-0			HOME			2-1-0			3-0-0			1-0-0							
4-7-0		0-0-0		0-0-0			AWAY			1-2-0			3-3-0			0-2-0							
0-0-0		0-0-0		0-0-0			NEUTRAL			0-0-0			0-0-0			0-0-0							
RPI	S	Opponent		Score		RPI	S	Opponent		Score		RPI	S	Opponent		Score		RPI	S	Opponent		Score	
9	A	UC Santa Barbara		2	8	40	A	California		5	7	53	H	Gonzaga		5	3	112	A	Pepperdine		3	1
9	A	UC Santa Barbara		3	7	40	A	California		4	5	53	H	Gonzaga		9	1	112	A	Pepperdine		0	7
9	A	UC Santa Barbara		5	13	48	A	Oregon St.		5	0	53	H	Gonzaga		2	10	112	A	Pepperdine		0	2
9	A	UC Santa Barbara		5	6	48	A	Oregon St.		5	8	54	H	New Mexico		3	12	129	H	San Diego		7	6
						48	A	Oregon St.		0	4	68	A	Cal Poly		6	7	129	H	San Diego		13	3
												68	A	Cal Poly		5	10	129	H	San Diego		8	2
												68	A	Cal Poly		1	2	130	A	Sacramento St.		5	6
												97	A	Loyola Marymount		4	3	147	A	Santa Clara		6	3
												97	A	Loyola Marymount		4	13	147	A	Santa Clara		0	2
												97	A	Loyola Marymount		1	5	147	A	Santa Clara		5	2
																		162	N	Utah Valley		4	8
																		171	N	Grand Canyon		5	6
																		180	N	Hawaii		7	9
																		180	N	Hawaii		3	11
																		180	N	Hawaii		5	4
																		186	A	San Jose St.		6	3
																		186	H	San Jose St.		4	3
																		194	A	Pacific		2	14
																		194	A	Pacific		3	5
																		194	H	Pacific		3	2
																		195	N	UMass Lowell		8	1
																		264	A	UC Davis		2	1
																		264	A	UC Davis		3	15
						LAST 15 GAMES																	
						129	H	San Diego		8	2	54	H	New Mexico		3	12	264	A				
						129	H	San Diego		7	6	97	A	Loyola Marymount		1	5						
						129	H	San Diego		13	3	97	A	Loyola Marymount		4	3						
						186	H	San Jose St.		4	3												
						53	H	Gonzaga		5	3												

Non-Div. I Games:

San Francisco

53 H Gonzaga	2	10
53 H Gonzaga	9	1

S  
a  
n  
F  
r  
a  
n  
c  
i  
s  
c  
o

S  
a  
n  
F  
r  
a  
n  
c  
i  
s  
c  
o

**Non-Div. I Games:**

Tie, Loss, Non-Conf, S Site, H Home, A Away, N Neutral Page 279

SFA

182	A	Houston Baptist	1	12
182	A	Houston Baptist	2	6

Through Games Of April 28, 2016

RPI	S	Opponent	Score	
270	H	Incarnate Word	7	1
288	H	Texas Southern	17	3

SFA

S  
F  
A

S  
F  
A



UNLV

Average RPI Win: 131		WON-LOST RECORD		WINNING PCT. RANK		LAST 15 GAMES		STRENGTH OF SCHEDULE		OPP. STRENGTH OF SCHEDULE		TEAM RPI		ADJ RPI		CONF. RPI		ADJ CONF. RPI	
DIV. I ONLY		17-23-0		.425 205		8-7-0		84		111		141		.50368 141		13		13	
DIV. I NON-CONF.		9-13-0		.40909 204		3-4-0		24		106		116		.52039 116		9		9	
TOTALS		RPI 1-25		RPI 26-50		W-L RECORDS		RPI 51-100		RPI 101-150		RPI 150+							
17-23-0		1-1-0		0-0-0		OVERALL		6-8-0		1-10-0		9-4-0							
8-11-0		1-1-0		0-0-0		HOME		2-2-0		0-6-0		5-2-0							
9-12-0		0-0-0		0-0-0		AWAY		4-6-0		1-4-0		4-2-0							
0-0-0		0-0-0		0-0-0		NEUTRAL		0-0-0		0-0-0		0-0-0							
9-13-0		1-1-0		0-0-0		NON-CONFERENCE		4-4-0		1-7-0		3-1-0							
3-7-0		1-1-0		0-0-0		HOME		2-2-0		0-3-0		0-1-0							
6-6-0		0-0-0		0-0-		AWAY		2-2-0		1-4-0		3-0-0							
0-0-0		0-0-0		0-0-0		NEUTRAL		0-0-0		0-0-0		0-0-0							
8-10-0		0-0-0		0-0-0		CONFERENCE		2-4-0		0-3-0		6-3-0							
5-4-0		0-0-0		0-0-0		HOME		0-0-0		0-3-0		5-1-0							
3-6-0		0-0-0		0-0-0		AWAY		2-4-0		0-0-0		1-2-0							
0-0-0		0-0-0		0-0-0		NEUTRAL		0-0-0		0-0-0		0-0-0							
RPI	S	Opponent		Score		RPI	S	Opponent		Score		RPI	S	Opponent		Score			
14	H	Texas Tech		6	14			54	A	New Mexico	6 5	101	A	Texas		2	11		
14	H	Texas Tech		8	5			54	A	New Mexico	5 10	101	A	Texas		0	7		
								54	A	New Mexico	3 15	101	A	Texas		4	3		
								60	A	Cal St. Fullerton	4 12	110	A	UC Irvine		2	15		
								60	A	Cal St. Fullerton	2 0	113	H	West Virginia		1	13		
								60	A	Cal St. Fullerton	0 6	113	H	West Virginia		6	9		
								81	A	Fresno St.	3 4	113	H	West Virginia		4	9		
								81	A	Fresno St.	2 6	129	A	San Diego		7	13		
								81	A	Fresno St.	4 2	142	H	Nevada		4	7		
								89	A	Arizona St.	11 7	142	H	Nevada		5	6		
								99	H	Ohio St.	8 7	142	H	Nevada		5	7		
								99	H	Ohio St.	3 20	171	A	Grand Canyon		7	2		
								99	H	Ohio St.	7 8	171	H	Grand Canyon		8	10		
								99	H	Ohio St.	5 2	174	H	Air Force		7	2		
												174	H	Air Force		7	6		
												174	H	Air Force		1	0		
												181	A	San Diego St.		7	9		
												181	A	San Diego St.		7	6		
												181	A	San Diego St.		2	4		
												186	H	San Jose St.		2	1		
												186	H	San Jose St.		6	11		
												186	H	San Jose St.		4	2		
												188	A	UC Riverside		4	2		
												188	A	UC Riverside		5	4		
				LAST 15 GAMES															
				110	A	UC Irvine	2 15	174	H	Air Force	1 0	188	A	UC Riverside		4	2		
				60	A	Cal St. Fullerton	2 0	129	A	San Diego	7 13	188	A	UC Riverside		5	4		
				60	A	Cal St. Fullerton	0 6	181	A	San Diego St.	2 4								
				60	A	Cal St. Fullerton	4 12												
				89	A	Arizona St.	11 7												

Non-Div. I Games:

UNLV

174 H Air Force	7	6
174 H Air Force	7	2

U  
N  
L  
V

U  
N  
L  
V

N  
e  
v  
a  
d  
a

Nevada

81	A	Fresno St.	6	7
81	A	Fresno St.	3	8

RPI	S	Opponent	Score	
264	A	UC Davis	3	1
264	H	UC Davis	5	4

N  
e  
v  
a  
d  
a

N  
e  
v  
a  
d  
a

Nevada

Average RPI Win: 157		WON-LOST	WINNING	LAST 15	STRENGTH OF		OPP. STRENGTH	TEAM	ADJ	CONF.	ADJ CONF.
Average RPI Loss: 84		RECORD	PCT. RANK	GAMES	SCHEDULE		OF SCHEDULE	RPI	RPI	RPI	RPI
DIV. I ONLY		19-22-0	.46341	178	62		117	143	.50229	143	5
DIV. I NON-CONF.		14-12-0	.53846	131	91		226	136	.5076	136	5
TOTALS		RPI 1-25	RPI 26-50		W-L RECORDS		RPI 51-100		RPI 101-150		RPI 150+
19-22-0		1-4-0	0-5-0		OVERALL		1-2-0		8-8-0		9-3-0
12-13-0		1-0-0	0-3-0		HOME		0-2-0		4-7-0		7-1-0
5-7-0		0-4-0	0-0-0		AWAY		1-0-0		2-1-0		2-2-0
2-2-0		0-0-0	0-2-0		NEUTRAL		0-0-0		2-0-0		0-0-0
14-12-0		1-1-0	0-2-0		NON-CONFERENCE		1-2-0		3-4-0		9-3-0
9-7-0		1-0-0	0-0-0		HOME		0-2-0		1-4-0		7-1-0
3-3-0		0-1-0	0-0-		AWAY		1-0-0		0-0-0		2-2-0
2-2-0		0-0-0	0-2-0		NEUTRAL		0-0-0		2-0-0		0-0-0
5-10-0		0-3-0	0-3-0		CONFERENCE		0-0-0		5-4-0		0-0-0
3-6-0		0-0-0	0-3-0		HOME		0-0-0		3-3-0		0-0-0
2-4-0		0-3-0	0-0-0		AWAY		0-0-0		2-1-0		0-0-0
0-0-0		0-0-0	0-0-0		NEUTRAL		0-0-0		0-0-0		0-0-0
RPI S	Opponent	Score	RPI S	Opponent	Score	RPI S	Opponent	Score	RPI S	Opponent	Score
14 A	Texas Tech	3 10	27 H	Oklahoma St.	1 2	72 H	Oral Roberts	10 14	101 H	Texas	3 6
14 A	Texas Tech	4 10	27 H	Oklahoma St.	4 5	80 A	Nebraska	4 2	101 H	Texas	5 12
14 A	Texas Tech	5 6	27 H	Oklahoma St.	4 5	80 H	Nebraska	1 5	101 H	Texas	3 2
21 A	Creighton	4 5	48 N	Oregon St.	0 14				113 A	West Virginia	4 5
21 H	Creighton	8 2	48 N	Oregon St.	5 7				113 A	West Virginia	15 2
									113 A	West Virginia	8 6
									115 H	Western Caro.	2 6
									115 H	Western Caro.	5 7
									115 H	Western Caro.	2 10
									131 H	Baylor	10 4
									131 H	Baylor	5 7
									131 H	Baylor	11 7
									132 N	Utah	20 4
									132 N	Utah	9 2
									140 H	SFA	5 6
									140 H	SFA	11 5
									153 H	Milwaukee	7 0
									153 H	Milwaukee	1 14
									153 H	Milwaukee	3 1
									171 H	Grand Canyon	10 6
									188 A	UC Riverside	3 6
									188 A	UC Riverside	8 1
									188 A	UC Riverside	3 6
									202 H	Omaha	11 3
									279 H	Ark.-Pine Bluff	18 8
									279 H	Ark.-Pine Bluff	13 8
			LAST 15 GAMES								
			171 H	Grand Canyon	10 6	113 A	West Virginia	8 6			
			131 H	Baylor	10 4	101 H	Texas	3 2			
			131 H	Baylor	11 7	101 H	Texas	5 12			
			131 H	Baylor	5 7						
			80 H	Nebraska	1 5						

Non-Div. I Games:

Kansas St.

Kansas St.

Through Games Of April 28, 2016

113 A West Virginia	4	5
113 A West Virginia	15	2

RPI	S	Opponent	Score	
279	H	Ark.-Pine Bluff	15	9

Kansas St.

K  
a  
n  
s  
a  
s  
S  
t  
.

K  
a  
n  
s  
a  
s  
S  
t  
.

Average RPI Win: 144		WON-LOST	WINNING	LAST 15	STRENGTH OF		OPP. STRENGTH	TEAM	ADJ	CONF.	ADJ CONF.
Average RPI Loss: 96		RECORD	PCT. RANK	GAMES	SCHEDULE		OF SCHEDULE	RPI	RPI	RPI	RPI
DIV. I ONLY		15-26-0	.36585	237	59		87	144	.50189	144	10
DIV. I NON-CONF.		9-14-0	.3913	215	13		45	90	.53369	90	11
TOTALS		RPI 1-25	RPI 26-50		W-L RECORDS		RPI 51-100		RPI 101-150		RPI 150+
15-26-0		0-1-0	1-7-0		OVERALL		5-7-0		4-6-0		5-5-0
8-6-0		0-0-0	0-1-0		HOME		3-3-0		0-0-0		5-2-0
7-19-0		0-0-0	1-6-0		AWAY		2-4-0		4-6-0		0-3-0
0-1-0		0-1-0	0-0-0		NEUTRAL		0-0-0		0-0-0		0-0-0
9-14-0		0-1-0	1-4-0		NON-CONFERENCE		5-7-0		2-2-0		1-0-0
4-4-0		0-0-0	0-1-0		HOME		3-3-0		0-0-0		1-0-0
5-9-0		0-0-0	1-0-		AWAY		2-4-0		2-2-0		0-0-0
0-1-0		0-1-0	0-0-0		NEUTRAL		0-0-0		0-0-0		0-0-0
6-12-0		0-0-0	0-3-0		CONFERENCE		0-0-0		2-4-0		4-5-0
4-2-0		0-0-0	0-0-0		HOME		0-0-0		0-0-0		4-2-0
2-10-0		0-0-0	0-3-0		AWAY		0-0-0		2-4-0		0-3-0
0-0-0		0-0-0	0-0-0		NEUTRAL		0-0-0		0-0-0		0-0-0
RPI S	Opponent	Score	RPI S	Opponent	Score	RPI S	Opponent	Score	RPI S	Opponent	Score
10 N	Mississippi St.	0 1	36 A	South Ala.	2 12	56 H	Louisiana Tech	1 7	103 A	UT Arlington	4 8
			36 A	South Ala.	4 10	61 A	Southeastern La.	6 5	103 A	UT Arlington	3 2
			36 A	South Ala.	0 13	61 A	Southeastern La.	2 8	103 A	UT Arlington	8 3
			45 A	Dallas Baptist	6 3	61 A	Southeastern La.	0 2	115 A	Western Caro.	11 6
			45 A	Dallas Baptist	3 7	77 A	McNeese St.	2 11	115 A	Western Caro.	7 15
			45 A	Dallas Baptist	1 6	77 A	McNeese St.	12 4	115 A	Western Caro.	16 10
			46 A	Northwestern St.	2 11	82 H	Valparaiso	6 9	121 A	Arkansas St.	4 5
			46 H	Northwestern St.	2 6	82 H	Valparaiso	18 9	121 A	Arkansas St.	4 12
						83 A	Arkansas	1 3	121 A	Arkansas St.	1 8
						99 H	Samford	6 4	140 A	SFA	2 6
						99 H	Samford	2 10	158 A	Texas St.	5 7
						99 H	Samford	5 2	158 A	Texas St.	1 6
									158 A	Texas St.	2 3
									234 H	Georgia St.	3 7
									234 H	Georgia St.	14 0
									234 H	Georgia St.	5 3
									250 H	Appalachian St.	6 2
									250 H	Appalachian St.	4 5
									250 H	Appalachian St.	10 5
									289 H	Jackson St.	10 7
			LAST 15 GAMES								
			140 A	SFA	2 6	234 H	Georgia St.	3 7			
			121 A	Arkansas St.	4 5	83 A	Arkansas	1 3			
			121 A	Arkansas St.	4 12	103 A	UT Arlington	4 8			
			121 A	Arkansas St.	1 8						
			10 N	Mississippi St.	0 1						

Non-Div. I Games:

La.-Monroe

234 H Georgia St.	5	3
234 H Georgia St.	14	0

L  
a  
.  
-  
M  
o  
n  
r  
o  
e

L  
a  
.  
-  
M  
o  
n  
r  
o  
e



Average RPI Win:	225	WON-LOST	WINNING	LAST 15	STRENGTH OF	OPP. STRENGTH	TEAM	ADJ	CONF.	ADJ CONF.			
Average RPI Loss:	200	RECORD	PCT. RANK	GAMES	SCHEDULE	OF SCHEDULE	RPI	RPI	RPI	RPI			
DIV. I ONLY		34-11-1	.75	9	12-3-0	281	267	145	.50167	145	29	29	
DIV. I NON-CONF.		22-7-1	.75	28	2-1-0	276	272	139	.50526	139	29	29	
<hr/>													
TOTALS	RPI 1-25	RPI 26-50		W-L RECORDS		RPI 51-100		RPI 101-150		RPI 150+			
34-11-1	0-0-0	0-0-0		OVERALL		4-1-0		0-0-0		30-10-1			
21-8-1	0-0-0	0-0-0		HOME		4-1-0		0-0-0		17-7-1			
11-2-0	0-0-0	0-0-0		AWAY		0-0-0		0-0-0		11-2-0			
2-1-0	0-0-0	0-0-0		NEUTRAL		0-0-0		0-0-0		2-1-0			
22-7-1	0-0-0	0-0-0		NON-CONFERENCE		4-1-0		0-0-0		18-6-1			
12-5-1	0-0-0	0-0-0		HOME		4-1-0		0-0-0		8-4-1			
8-1-0	0-0-0	0-0-		AWAY		0-0-0		0-0-0		8-1-0			
2-1-0	0-0-0	0-0-0		NEUTRAL		0-0-0		0-0-0		2-1-0			
12-4-0	0-0-0	0-0-0		CONFERENCE		0-0-0		0-0-0		12-4-0			
9-3-0	0-0-0	0-0-0		HOME		0-0-0		0-0-0		9-3-0			
3-1-0	0-0-0	0-0-0		AWAY		0-0-0		0-0-0		3-1-0			
0-0-0	0-0-0	0-0-0		NEUTRAL		0-0-0		0-0-0		0-0-0			
<hr/>													
RPI	S	Opponent	Score	RPI	S	Opponent	Score	RPI	S	Opponent	Score		
				73 H Rutgers				3	2	174 N Air Force		5	0
				95 H Princeton				1	0	174 N Air Force		3	1
				95 H Princeton				7	0	174 N Air Force		5	10
				95 H Princeton				1	0	177 H Holy Cross		9	0
				95 H Princeton				1	4	177 H Holy Cross		4	2
								177 H Holy Cross		2	4		
								177 H Holy Cross		1	3		
								187 A Georgetown		6	5		
								200 H Yale		8	2		
								200 H Yale		2	2		
								200 H Yale		11	4		
								200 H Yale		3	2		
								208 A UMBC		4	5		
								208 H UMBC		4	6		
								214 H Central Conn. St.		1	8		
								214 H Central Conn. St.		2	3		
								214 H Central Conn. St.		2	9		
								235 H Army West Point		6	2		
								235 H Army West Point		3	2		
								235 H Army West Point		3	1		
				235 H Army West Point		7	3						
LAST 15 GAMES								238 A Towson		6	5		
283 A George Mason				13	9	260 H Lehigh		3	0	247 H NJIT		4	0
235 H Army West Point				3	1	260 H Lehigh		2	9	247 H NJIT		7	3
235 H Army West Point				7	3	260 H Lehigh		3	0	259 A Lafayette		8	4
235 H Army West Point				6	2					259 A Lafayette		7	0
235 H Army West Point				3	2					259 A Lafayette		19	6

**Non-Div. I Games:**

Navy

208	H	UMBC	4	6
260	H	Lehigh	10	3

RPI	S	Opponent	Score	
259	A	Lafayette	5	7
260	H	Lehigh	3	0
260	H	Lehigh	10	3
260	H	Lehigh	2	9
260	H	Lehigh	3	0
262	H	Buffalo	6	2
283	A	George Mason	13	9
284	A	N.C. A&T	11	4
284	A	N.C. A&T	6	1
284	A	N.C. A&T	14	8
292	A	Delaware St.	16	4
292	H	Delaware St.	20	4
293	A	UMES	16	4
293	H	UMES	11	2

**Non-Div. I Games:**

Longwood

287	H	Savannah St.	7	6
287	H	Savannah St.	6	5

RPI	S	Opponent	Score	
287	H	Savannah St.	6	5
287	H	Savannah St.	9	4

Longwood

L  
o  
n  
g  
w  
o  
o  
d

L  
o  
n  
g  
w  
o  
o  
d

Average RPI Win:	108	WON-LOST RECORD	WINNING PCT. RANK	LAST 15 GAMES	STRENGTH OF SCHEDULE	OPP. STRENGTH OF SCHEDULE	TEAM RPI	ADJ RPI	CONF. RPI	ADJ CONF. RPI		
DIV. I ONLY		18-20-0	.47368	172	7-8-0	114	60	147	.50049	147	9	9
DIV. I NON-CONF.		13-10-0	.56522	109	3-0-0	97	54	101	.52796	101	8	8
<hr/>												
TOTALS	RPI 1-25	RPI 26-50		W-L RECORDS		RPI 51-100		RPI 101-150		RPI 150+		
18-20-0	0-0-0	4-3-0		OVERALL		5-4-0		3-8-0		6-5-0		
12-11-0	0-0-0	3-1-0		HOME		4-2-0		2-5-0		3-3-0		
6-9-0	0-0-0	1-2-0		AWAY		1-2-0		1-3-0		3-2-0		
0-0-0	0-0-0	0-0-0		NEUTRAL		0-0-0		0-0-0		0-0-0		
13-10-0	0-0-0	4-3-0		NON-CONFERENCE		3-0-0		0-2-0		6-5-0		
9-5-0	0-0-0	3-1-0		HOME		3-0-0		0-1-0		3-3-0		
4-5-0	0-0-0	1-0-		AWAY		0-0-0		0-1-0		3-2-0		
0-0-0	0-0-0	0-0-0		NEUTRAL		0-0-0		0-0-0		0-0-0		
5-10-0	0-0-0	0-0-0		CONFERENCE		2-4-0		3-6-0		0-0-0		
3-6-0	0-0-0	0-0-0		HOME		1-2-0		2-4-0		0-0-0		
2-4-0	0-0-0	0-0-0		AWAY		1-2-0		1-2-0		0-0-0		
0-0-0	0-0-0	0-0-0		NEUTRAL		0-0-0		0-0-0		0-0-0		
<hr/>												
RPI	S	Opponent	Score	RPI	S	Opponent	Score	RPI	S	Opponent	Score	
				26	H	Michigan	5 3	112	H	Pepperdine	5 4	
				43	A	Washington	2 1	112	H	Pepperdine	7 10	
				43	A	Washington	1 4	112	H	Pepperdine	1 7	
				43	A	Washington	9 10	118	H	Saint Joseph's	9 11	
				47	H	Notre Dame	2 0	129	A	San Diego	1 7	
				47	H	Notre Dame	0 5	129	A	San Diego	4 9	
				47	H	Notre Dame	4 2	129	A	San Diego	7 5	
								68	H	Cal Poly	3 6	
								91	H	Stanford	2 5	
								139	H	San Francisco	2 0	
								142	A	Nevada	2 14	
								162	H	Utah Valley	9 2	
								180	A	Hawaii	3 1	
								180	A	Hawaii	1 8	
								180	A	Hawaii	2 3	
								180	A	Hawaii	5 4	
								186	A	San Jose St.	7 4	
								186	H	San Jose St.	8 5	
								195	H	UMass Lowell	3 4	
								195	H	UMass Lowell	7 1	
								195	H	UMass Lowell	0 3	
								264	H	UC Davis	0 8	
				LAST 15 GAMES								
				91	H	Stanford	4 2	54	H	New Mexico	13 7	
				53	A	Gonzaga	6 0	112	H	Pepperdine	5 4	
				53	A	Gonzaga	0 3	112	H	Pepperdine	7 10	
				53	A	Gonzaga	4 7					
				129	A	San Diego	7 5					

**Non-Div. I Games:**

Santa Clara

129 A San Diego	1	7
129 A San Diego	4	9

S  
a  
n  
t  
a  
C  
l  
a  
r  
a

S  
a  
n  
t  
a  
C  
l  
a  
r  
a

Average RPI Win:	245	WON-LOST	WINNING	LAST 15	STRENGTH OF	OPP. STRENGTH	TEAM	ADJ	CONF.	ADJ CONF.	
Average RPI Loss:	114	RECORD	PCT. RANK	GAMES	SCHEDULE	OF SCHEDULE	RPI	RPI	RPI	RPI	
DIV. I ONLY	28-14-0	.66667	39	12-3-0	270	278	148	.49992	148	32	32
DIV. I NON-CONF.	10-14-0	.41667	197	3-3-0	107	104	170	.49034	168	31	31
<hr/>											
TOTALS	RPI 1-25	RPI 26-50		W-L RECORDS		RPI 51-100		RPI 101-150		RPI 150+	
28-14-0	0-0-0	1-4-0		OVERALL		3-4-0		0-2-0		24-4-0	
16-4-0	0-0-0	1-0-0		HOME		1-1-0		0-0-0		14-3-0	
11-9-0	0-0-0	0-4-0		AWAY		2-3-0		0-2-0		9-0-0	
1-1-0	0-0-0	0-0-0		NEUTRAL		0-0-0		0-0-0		1-1-0	
<hr/>											
10-14-0	0-0-0	1-4-0		NON-CONFERENCE		3-4-0		0-2-0		6-4-0	
7-4-0	0-0-0	1-0-0		HOME		1-1-0		0-0-0		5-3-0	
2-9-0	0-0-0	0-0-		AWAY		2-3-0		0-2-0		0-0-0	
1-1-0	0-0-0	0-0-0		NEUTRAL		0-0-0		0-0-0		1-1-0	
<hr/>											
18-0-0	0-0-0	0-0-0		CONFERENCE		0-0-0		0-0-0		18-0-0	
9-0-0	0-0-0	0-0-0		HOME		0-0-0		0-0-0		9-0-0	
9-0-0	0-0-0	0-0-0		AWAY		0-0-0		0-0-0		9-0-0	
0-0-0	0-0-0	0-0-0		NEUTRAL		0-0-0		0-0-0		0-0-0	
<hr/>											
RPI	S	Opponent	Score	RPI	S	Opponent	Score	RPI	S	Opponent	Score
				36	A	South Ala.	3 4	65	A	Tennessee	3 0
				36	H	South Ala.	12 7	71	A	Jacksonville St.	1 7
				46	A	Northwestern St.	2 4	71	A	Jacksonville St.	8 5
				46	A	Northwestern St.	0 1	71	H	Jacksonville St.	4 1
				46	A	Northwestern St.	4 8	84	A	Troy	0 8
								99	A	Samford	3 13
								99	H	Samford	7 18

Non-Div. I Games:

Alabama St.

116	A	Auburn	2	11
99	A	Samford	3	13

RPI	S	Opponent	Score	
299	H	Mississippi Val.	27	2
299	H	Mississippi Val.	3	0
299	H	Mississippi Val.	11	3

Alabama St.

A  
l  
a  
b  
a  
m  
a  
S  
t  
.

A  
l  
a  
b  
a  
m  
a  
S  
t  
.



Average RPI Win: 180		WON-LOST RECORD	WINNING PCT. RANK		LAST 15 GAMES	STRENGTH OF SCHEDULE		OPP. STRENGTH OF SCHEDULE		TEAM RPI	ADJ RPI		CONF. RPI	ADJ CONF. RPI	
Average RPI Loss: 154															
DIV. I ONLY		15-15-0	.5	142	5-7-0	218		171		149	.49984	149	11	11	
DIV. I NON-CONF.		12-10-0	.54545	124	2-2-0	263		216		152	.49694	152	13	13	
TOTALS		RPI 1-25	RPI 26-50		W-L RECORDS	RPI 51-100		RPI 101-150		RPI 150+					
15-15-0	0-0-0	1-0-0		OVERALL		5-8-0		0-0-0		9-7-0					
2-1-0	0-0-0	0-0-0		HOME		1-1-0		0-0-0		1-0-0					
5-12-0	0-0-0	0-0-0		AWAY		3-7-0		0-0-0		2-5-0					
8-2-0	0-0-0	1-0-0		NEUTRAL		1-0-0		0-0-0		6-2-0					
12-10-0	0-0-0	1-0-0		NON-CONFERENCE		3-5-0		0-0-0		8-5-0					
1-0-0	0-0-0	0-0-0		HOME		0-0-0		0-0-0		1-0-0					
3-8-0	0-0-0	0-0-		AWAY		2-5-0		0-0-0		1-3-0					
8-2-0	0-0-0	1-0-0		NEUTRAL		1-0-0		0-0-0		6-2-0					
3-5-0	0-0-0	0-0-0		CONFERENCE		2-3-0		0-0-0		1-2-0					
1-1-0	0-0-0	0-0-0		HOME		1-1-0		0-0-0		0-0-0					
2-4-0	0-0-0	0-0-0		AWAY		1-2-0		0-0-0		1-2-0					
0-0-0	0-0-0	0-0-0		NEUTRAL		0-0-0		0-0-0		0-0-0					
RPI	S	Opponent	Score	RPI	S	Opponent	Score	RPI	S	Opponent	Score				
				47	N	Notre Dame	4 3	53	N	Gonzaga	5 4	166	A	Wichita St.	8 4
								66	A	Austin Peay	4 8	166	A	Wichita St.	5 7
								66	A	Austin Peay	9 7	166	A	Wichita St.	9 10
								66	A	Austin Peay	1 7	231	N	Dartmouth	7 2
								77	A	McNeese St.	1 3	249	N	Western Mich.	16 5
								77	A	McNeese St.	5 3	249	N	Western Mich.	3 6
								77	A	McNeese St.	3 9	254	A	Northwestern	1 5
								86	A	Evansville	4 3	256	H	Western Ill.	6 3
								86	A	Evansville	0 2	260	N	Lehigh	2 1
								86	A	Evansville	6 7	270	A	Incarnate Word	2 6
								92	H	Missouri St.	3 8	280	A	Butler	1 3
								92	H	Missouri St.	2 1	280	A	Butler	9 5
								94	A	Iowa	6 7	281	N	Bucknell	12 4
												281	N	Bucknell	8 2
												281	N	Bucknell	10 8
												288	N	Texas Southern	7 9
LAST 15 GAMES															
				166	A	Wichita St.	9 10	92	H	Missouri St.	2 1				
				166	A	Wichita St.	8 4	92	H	Missouri St.	3 8				
				166	A	Wichita St.	5 7	256	H	Western Ill.	6 3				
				86	A	Evansville	0 2								
				86	A	Evansville	4 3								

Non-Div. I Games:

Illinois Col.

17 1

Robert Morris-Peoria

9 0

MacMurray

11 2

Bradley

86	A	Evansville	6	7
254	A	Northwestern	1	5

B  
r  
a  
d  
l  
e  
y

B  
r  
a  
d  
l  
e  
y

Average RPI Win: 221		WON-LOST RECORD	WINNING PCT. RANK		LAST 15 GAMES	STRENGTH OF SCHEDULE	OPP. STRENGTH OF SCHEDULE	TEAM RPI	ADJ RPI		CONF. RPI	ADJ CONF. RPI			
Average RPI Loss: 146															
DIV. I ONLY		20-20-0	.5	142	9-6-0	207	246	150	.49941	150	23	23			
DIV. I NON-CONF.		11-17-0	.39286	213	2-6-0	187	210	167	.4909	165	24	24			
<hr/>															
TOTALS		RPI 1-25		RPI 26-50		W-L RECORDS		RPI 51-100		RPI 101-150		RPI 150+			
20-20-0		0-0-0		0-4-0		OVERALL		0-1-0		1-2-0		19-13-0			
7-3-0		0-0-0		0-0-0		HOME		0-1-0		0-0-0		7-2-0			
13-17-0		0-0-0		0-4-0		AWAY		0-0-0		1-2-0		12-11-0			
0-0-0		0-0-0		0-0-0		NEUTRAL		0-0-0		0-0-0		0-0-0			
11-17-0		0-0-0		0-4-0		NON-CONFERENCE		0-1-0		1-2-0		10-10-0			
3-1-0		0-0-0		0-0-0		HOME		0-1-0		0-0-0		3-0-0			
8-16-0		0-0-0		0-0-		AWAY		0-0-0		1-2-0		7-10-0			
0-0-0		0-0-0		0-0-0		NEUTRAL		0-0-0		0-0-0		0-0-0			
9-3-0		0-0-0		0-0-0		CONFERENCE		0-0-0		0-0-0		9-3-0			
4-2-0		0-0-0		0-0-0		HOME		0-0-0		0-0-0		4-2-0			
5-1-0		0-0-0		0-0-0		AWAY		0-0-0		0-0-0		5-1-0			
0-0-0		0-0-0		0-0-0		NEUTRAL		0-0-0		0-0-0		0-0-0			
RPI	S	Opponent	Score	RPI	S	Opponent	Score	RPI	S	Opponent	Score				
				34	A	Pittsburgh	0 5	69	H	Wright St.	0 4	114	A	Morehead St.	3 17
				34	A	Pittsburgh	7 8					125	A	Cincinnati	2 7
				34	A	Pittsburgh	3 4					137	A	Middle Tenn.	13 5
				37	A	Kentucky	1 11					159	A	Campbell	0 7
												159	A	Campbell	3 5
												159	A	Campbell	5 4
												161	A	Richmond	3 10
												161	A	Richmond	14 7
												163	A	Winthrop	5 1
												163	A	Winthrop	5 7
												163	A	Winthrop	6 18
												164	H	Ball St.	4 2
												164	H	Ball St.	6 9
												164	H	Ball St.	0 9
												170	A	Xavier	4 12
												170	H	Xavier	3 2
												217	A	Belmont	16 14
												221	A	Northern Ill.	7 0
												221	A	Northern Ill.	2 0
												221	A	Northern Ill.	1 6
												223	A	Tennessee Tech	9 4
												223	A	Tennessee Tech	11 10
												223	A	Tennessee Tech	6 10
												230	A	Lipscomb	6 13
												246	A	Northern Ky.	1 5
												254	H	Northwestern	5 4
												258	A	Dayton	8 11
<hr/>															
LAST 15 GAMES															
				37	A	Kentucky	1 11	262	A	Buffalo	6 0	223	A	Tennessee Tech	6 10
				34	A	Pittsburgh	7 8	69	H	Wright St.	0 4	230	A	Lipscomb	6 13
				34	A	Pittsburgh	3 4	170	H	Xavier	3 2	246	A	Northern Ky.	1 5
				34	A	Pittsburgh	0 5					254	H	Northwestern	5 4
				280	A	Butler	10 3					258	A	Dayton	8 11

Non-Div. I Games:

Miami (OH)

262	A	Buffalo	7	6
262	A	Buffalo	3	0

RPI	S	Opponent	Score	
258	H	Dayton	7	3
261	H	Bowling Green	5	1
261	H	Bowling Green	4	3
261	H	Bowling Green	7	5
262	A	Buffalo	6	0
262	A	Buffalo	3	0
262	A	Buffalo	7	6
280	A	Butler	10	3

Average RPI Win: 168		WON-LOST RECORD		WINNING PCT. RANK		LAST 15 GAMES		STRENGTH OF SCHEDULE		OPP. STRENGTH OF SCHEDULE		TEAM RPI		ADJ RPI		CONF. RPI		ADJ CONF. RPI	
DIV. I ONLY		17-24-0		.41463 210		6-9-0		47		199		151		.49905 151		14		14	
DIV. I NON-CONF.		12-17-0		.41379 200		4-4-0		65		207		161		.49189 160		16		16	
TOTALS		RPI 1-25		RPI 26-50		W-L RECORDS		RPI 51-100		RPI 101-150		RPI 150+							
17-24-0		0-3-0		1-5-0		OVERALL		3-2-0		3-5-0		10-9-0							
12-10-0		0-2-0		1-2-0		HOME		3-2-0		0-1-0		8-3-0							
5-14-0		0-1-0		0-3-0		AWAY		0-0-0		3-4-0		2-6-0							
0-0-0		0-0-0		0-0-0		NEUTRAL		0-0-0		0-0-0		0-0-0							
12-17-0		0-3-0		0-3-0		NON-CONFERENCE		1-1-0		2-3-0		9-7-0							
9-7-0		0-2-0		0-0-0		HOME		1-1-0		0-1-0		8-3-0							
3-10-0		0-1-0		0-0-		AWAY		0-0-0		2-2-0		1-4-0							
0-0-0		0-0-0		0-0-0		NEUTRAL		0-0-0		0-0-0		0-0-0							
5-7-0		0-0-0		1-2-0		CONFERENCE		2-1-0		1-2-0		1-2-0							
3-3-0		0-0-0		1-2-0		HOME		2-1-0		0-0-0		0-0-0							
2-4-0		0-0-0		0-0-0		AWAY		0-0-0		1-2-0		1-2-0							
0-0-0		0-0-0		0-0-0		NEUTRAL		0-0-0		0-0-0		0-0-0							
RPI	S	Opponent		Score		RPI	S	Opponent		Score		RPI	S	Opponent		Score			
3	A	South Carolina		4	5	31	A	Tulane		6	10	51	H	Col. of Charleston		9	7		
3	H	South Carolina		4	14	31	A	Tulane		0	8	76	H	Michigan St.		8	15		
12	H	Clemson		7	9	31	A	Tulane		6	11	99	H	Samford		8	5		
						44	H	UNCG		9	7	99	H	Samford		3	5		
						44	H	UNCG		0	14	99	H	Samford		4	2		
						44	H	UNCG		11	18								
								LAST 15 GAMES											
						183	H	Presbyterian		8	6	44	H	UNCG		11	18		
						105	A	Mercer		4	0	44	H	UNCG		9	7		
						105	A	Mercer		4	8	183	A	Presbyterian		10	8		
						105	A	Mercer		7	8								
						3	H	South Carolina		4	14								

Non-Div. I Games:

Furman

236	A	USC Upstate	2	8
44	H	UNCG	0	14

F  
u  
r  
m  
a  
n

F  
u  
r  
m  
a  
n

Average RPI Win:		93	WON-LOST RECORD		WINNING PCT. RANK		LAST 15 GAMES		STRENGTH OF SCHEDULE		OPP. STRENGTH OF SCHEDULE		TEAM RPI		ADJ RPI		CONF. RPI		ADJ CONF. RPI				
DIV. I ONLY			14-25-0		.35897 240		4-11-0		39		59		152		.49839 152		3		3				
DIV. I NON-CONF.			9-12-0		.42857 189		0-3-0		71		115		146		.50023 146		4		4				
TOTALS		RPI 1-25		RPI 26-50		W-L RECORDS		RPI 51-100		RPI 101-150		RPI 150+											
14-25-0		1-5-0		0-0-0		OVERALL		8-9-0		3-8-0		2-3-0											
8-13-0		1-2-0		0-0-0		HOME		4-5-0		2-4-0		1-2-0											
6-12-0		0-3-0		0-0-0		AWAY		4-4-0		1-4-0		1-1-0											
0-0-0		0-0-0		0-0-0		NEUTRAL		0-0-0		0-0-0		0-0-0											
9-12-0		0-0-0		0-0-0		NON-CONFERENCE		6-5-0		1-4-0		2-3-0											
5-7-0		0-0-0		0-0-0		HOME		4-5-0		0-0-0		1-2-0											
4-5-0		0-0-0		0-0-		AWAY		2-0-0		1-4-0		1-1-0											
0-0-0		0-0-0		0-0-0		NEUTRAL		0-0-0		0-0-0		0-0-0											
5-13-0		1-5-0		0-0-0		CONFERENCE		2-4-0		2-4-0		0-0-0											
3-6-0		1-2-0		0-0-0		HOME		0-0-0		2-4-0		0-0-0											
2-7-0		0-3-0		0-0-0		AWAY		2-4-0		0-0-0		0-0-0											
0-0-0		0-0-0		0-0-0		NEUTRAL		0-0-0		0-0-0		0-0-0											
RPI	S	Opponent		Score		RPI	S	Opponent		Score		RPI	S	Opponent		Score							
18	A	Southern Miss.		2	11							53	H	Gonzaga		3	12	101	A	Texas		2	11
18	A	Southern Miss.		5	6							53	H	Gonzaga		4	12	104	H	Marshall		2	5
18	A	Southern Miss.		2	13							53	H	Gonzaga		1	3	104	H	Marshall		5	4
19	H	Rice		6	1							57	H	UConn		6	9	104	H	Marshall		3	8
19	H	Rice		4	9							57	H	UConn		6	5	110	A	UC Irvine		3	7
19	H	Rice		0	1							57	H	UConn		2	1	110	A	UC Irvine		3	8
												63	A	Old Dominion		7	2	110	A	UC Irvine		12	2
												63	A	Old Dominion		2	5	122	H	FIU		6	0
												63	A	Old Dominion		3	0	122	H	FIU		4	8
												75	A	Western Ky.		5	8	122	H	FIU		4	12
												75	A	Western Ky.		10	14	131	A	Baylor		4	5
												75	A	Western Ky.		5	7	158	A	Texas St.		10	13
												77	H	McNeese St.		8	11	158	H	Texas St.		14	7
												77	H	McNeese St.		11	5	226	A	A&M-Corpus Christi		6	3
												77	H	McNeese St.		13	8	226	H	A&M-Corpus Christi		4	12
												79	A	Houston		3	2	270	H	Incarnate Word		2	5
												85	A	Sam Houston St.		8	5						
LAST 15 GAMES																							
226 H A&M-Corpus Christi						4	12	270 H Incarnate Word						2	5								
75 A Western Ky.						5	8	104 H Marshall						2	5								
75 A Western Ky.						10	14	104 H Marshall						5	4								
75 A Western Ky.						5	7																
63 A Old Dominion						7	2																

Non-Div. I Games:

UTSA

63 A Old Dominion	3	0
63 A Old Dominion	2	5

U  
T  
S  
A

U  
T  
S  
A



Average RPI Win: 188		WON-LOST RECORD		WINNING PCT. RANK		LAST 15 GAMES		STRENGTH OF SCHEDULE		OPP. STRENGTH OF SCHEDULE		TEAM RPI		ADJ RPI		CONF. RPI		ADJ CONF. RPI	
DIV. I ONLY		16-19-0		.45714 185		6-7-0		205		132		153		.49734 153		18		18	
DIV. I NON-CONF.		9-12-0		.42857 189		2-1-0		166		88		126		.51468 126		14		14	
TOTALS		RPI 1-25		RPI 26-50		W-L RECORDS		RPI 51-100		RPI 101-150		RPI 150+							
16-19-0		1-3-0		0-0-0		OVERALL		2-6-0		2-5-0		11-5-0							
3-3-0		0-0-0		0-0-0		HOME		2-2-0		0-0-0		1-1-0							
12-13-0		1-3-0		0-0-0		AWAY		0-3-0		2-5-0		9-2-0							
1-3-0		0-0-0		0-0-0		NEUTRAL		0-1-0		0-0-0		1-2-0							
9-12-0		1-3-0		0-0-0		NON-CONFERENCE		0-2-0		2-5-0		6-2-0							
0-0-0		0-0-0		0-0-0		HOME		0-0-0		0-0-0		0-0-0							
8-9-0		1-3-0		0-0-		AWAY		0-1-0		2-5-0		5-0-0							
1-3-0		0-0-0		0-0-0		NEUTRAL		0-1-0		0-0-0		1-2-0							
7-7-0		0-0-0		0-0-0		CONFERENCE		2-4-0		0-0-0		5-3-0							
3-3-0		0-0-0		0-0-0		HOME		2-2-0		0-0-0		1-1-0							
4-4-0		0-0-0		0-0-0		AWAY		0-2-0		0-0-0		4-2-0							
0-0-0		0-0-0		0-0-0		NEUTRAL		0-0-0		0-0-0		0-0-0							
RPI S	Opponent	Score		RPI S	Opponent	Score		RPI S	Opponent	Score		RPI S	Opponent	Score					
14 A	Texas Tech	3	12					69 H	Wright St.	2	9	121 A	Arkansas St.	9	2				
14 A	Texas Tech	0	12					69 H	Wright St.	2	0	121 A	Arkansas St.	1	8				
14 A	Texas Tech	1	9					78 N	Kent St.	6	7	121 A	Arkansas St.	4	7				
14 A	Texas Tech	10	3					82 A	Valparaiso	6	7	121 A	Arkansas St.	3	13				
								82 A	Valparaiso	3	5	143 A	Kansas St.	1	3				
								82 H	Valparaiso	6	5	143 A	Kansas St.	0	7				
								82 H	Valparaiso	3	7	143 A	Kansas St.	14	1				
								94 A	Iowa	1	9	164 N	Ball St.	3	9				
												164 N	Ball St.	5	11				
												201 N	Bethune-Cookman	11	0				
												204 A	Ill.-Chicago	7	2				
												204 A	Ill.-Chicago	3	10				
												204 A	Ill.-Chicago	5	6				
												204 H	Ill.-Chicago	2	3				
												204 H	Ill.-Chicago	5	1				
												221 A	Northern Ill.	7	6				
												241 A	Youngstown St.	1	0				
												241 A	Youngstown St.	22	3				
												241 A	Youngstown St.	10	3				
												243 A	Illinois St.	4	1				
												243 A	Illinois St.	4	3				
												243 A	Illinois St.	8	5				
												291 A	Chicago St.	12	9				
				LAST 15 GAMES															
				204 H	Ill.-Chicago	5	1	204 A	Ill.-Chicago	7	2								
				204 H	Ill.-Chicago	2	3	291 A	Chicago St.	12	9								
				82 A	Valparaiso	6	7	69 H	Wright St.	2	9								
				82 A	Valparaiso	3	5												
				221 A	Northern Ill.	7	6												

Non-Div. I Games: MSOE 15 6 Edgewood 7 5

Milwaukee

204 A Ill.-Chicago	5	6
204 A Ill.-Chicago	3	10

M  
i  
l  
w  
a  
u  
k  
e  
e

M  
i  
l  
w  
a  
u  
k  
e  
e

Average RPI Win: 188		WON-LOST	WINNING	LAST 15	STRENGTH OF		OPP. STRENGTH	TEAM	ADJ		CONF.	ADJ CONF.	
Average RPI Loss: 154		RECORD	PCT. RANK	GAMES	SCHEDULE		OF SCHEDULE	RPI	RPI		RPI	RPI	
DIV. I ONLY		16-15-0	.51613	135	9-5-0		252	164	154	.49649	154	18	18
DIV. I NON-CONF.		8-10-0	.44444	183	2-1-0		211	126	137	.50705	137	14	14
TOTALS		RPI 1-25	RPI 26-50		W-L RECORDS		RPI 51-100		RPI 101-150		RPI 150+		
16-15-0	0-0-0	0-0-0		OVERALL		2-3-0		2-5-0		12-7-0			
3-3-0	0-0-0	0-0-0		HOME		1-2-0		0-0-0		2-1-0			
12-12-0	0-0-0	0-0-0		AWAY		1-1-0		2-5-0		9-6-0			
1-0-0	0-0-0	0-0-0		NEUTRAL		0-0-0		0-0-0		1-0-0			
8-10-0	0-0-0	0-0-0		NON-CONFERENCE		1-1-0		2-5-0		5-4-0			
0-1-0	0-0-0	0-0-0		HOME		0-0-0		0-0-0		0-1-0			
7-9-0	0-0-0	0-0-		AWAY		1-1-0		2-5-0		4-3-0			
1-0-0	0-0-0	0-0-0		NEUTRAL		0-0-0		0-0-0		1-0-0			
8-5-0	0-0-0	0-0-0		CONFERENCE		1-2-0		0-0-0		7-3-0			
3-2-0	0-0-0	0-0-0		HOME		1-2-0		0-0-0		2-0-0			
5-3-0	0-0-0	0-0-0		AWAY		0-0-0		0-0-0		5-3-0			
0-0-0	0-0-0	0-0-0		NEUTRAL		0-0-0		0-0-0		0-0-0			
RPI	S	Opponent	Score	RPI	S	Opponent	Score	RPI	S	Opponent	Score		
						76 A Michigan St.	3 1	109 A		Seattle	1 10		
						81 A Fresno St.	10 11	109 A		Seattle	0 2		
						82 H Valparaiso	4 10	109 A		Seattle	1 7		
						82 H Valparaiso	5 3	109 A		Seattle	5 4		
						82 H Valparaiso	0 11	112 A		Pepperdine	5 12		
								112 A		Pepperdine	7 3		
								112 A		Pepperdine	2 8		
								165 A		Eastern Mich.	7 4		
								165 N		Eastern Mich.	11 3		
								179 A		Portland	7 10		
								179 A		Portland	14 4		
								179 A		Portland	3 6		
								179 A		Portland	4 0		
								204 A		Ill.-Chicago	0 6		
								204 A		Ill.-Chicago	0 3		
								204 A		Ill.-Chicago	5 4		
								241 A		Youngstown St.	9 1		
								241 A		Youngstown St.	2 7		
								246 A		Northern Ky.	12 4		
								246 A		Northern Ky.	6 1		
								246 A		Northern Ky.	6 3		
								246 H		Northern Ky.	4 3		
								246 H		Northern Ky.	5 3		
						252 H Central Mich.	4 7	246 H		Central Mich.	4 7		
						241 A Youngstown St.	9 1	165 A		Eastern Mich.	7 4		
						241 A Youngstown St.	2 7	76 A		Michigan St.	3 1		
						246 H Northern Ky.	5 3	258 A		Dayton	0 3		
						246 H Northern Ky.	4 3	258 A		Dayton	6 4		

Non-Div. I Games: Olivet 17 0

Oakland

82 H Valparaiso	5	3
82 H Valparaiso	0	11

O  
a  
k  
l  
a  
n  
d

O  
a  
k  
l  
a  
n  
d

Average RPI Win:		214	WON-LOST RECORD		WINNING PCT. RANK		LAST 15 GAMES		STRENGTH OF SCHEDULE		OPP. STRENGTH OF SCHEDULE		TEAM RPI		ADJ RPI		CONF. RPI		ADJ CONF. RPI	
DIV. I ONLY			21-16-1		.56579 104		8-7-0		263		162		155		.49577 155		19		19	
DIV. I NON-CONF.			16-12-1		.56897 107		3-3-0		251		174		143		.50187 143		18		18	
TOTALS		RPI 1-25		RPI 26-50		W-L RECORDS		RPI 51-100		RPI 101-150		RPI 150+								
21-16-1		1-2-0		0-1-0		OVERALL		0-1-0		3-3-1		17-9-0								
9-3-0		0-0-0		0-0-0		HOME		0-1-0		0-0-0		9-2-0								
11-12-1		1-2-0		0-1-0		AWAY		0-0-0		2-3-1		8-6-0								
1-1-0		0-0-0		0-0-0		NEUTRAL		0-0-0		1-0-0		0-1-0								
16-12-1		1-2-0		0-1-0		NON-CONFERENCE		0-1-0		3-3-1		12-5-0								
7-2-0		0-0-0		0-0-0		HOME		0-1-0		0-0-0		7-1-0								
8-9-1		1-2-0		0-0-		AWAY		0-0-0		2-3-1		5-3-0								
1-1-0		0-0-0		0-0-0		NEUTRAL		0-0-0		1-0-0		0-1-0								
5-4-0		0-0-0		0-0-0		CONFERENCE		0-0-0		0-0-0		5-4-0								
2-1-0		0-0-0		0-0-0		HOME		0-0-0		0-0-0		2-1-0								
3-3-0		0-0-0		0-0-0		AWAY		0-0-0		0-0-0		3-3-0								
0-0-0		0-0-0		0-0-0		NEUTRAL		0-0-0		0-0-0		0-0-0								
RPI	S	Opponent		Score		RPI	S	Opponent		Score		RPI	S	Opponent		Score				
6	A	Florida St.		4	16	28	A	UNCW		1	16	95	H	Princeton		4	9			
6	A	Florida St.		5	1									115 N Western Caro.		14	3			
6	A	Florida St.		2	9									128 A Southern Ill.		2	2			
														128 A Southern Ill.		4	1			
														128 A Southern Ill.		3	6			
														142 A Nevada		10	3			
														142 A Nevada		1	5			
														142 A Nevada		1	12			
														161 N Richmond		10	14			
														170 A Xavier		0	1			
														170 A Xavier		8	11			
														170 A Xavier		4	2			
														178 A Albany (NY)		20	3			
														185 H Fairfield		11	7			
														187 H Georgetown		3	10			
														187 H Georgetown		5	4			
														187 H Georgetown		13	10			
														205 A Columbia		1	4			
														244 A Villanova		2	7			
														244 A Villanova		6	1			
														244 A Villanova		5	2			
														251 A Fairleigh Dickinson		16	1			
														253 A CSU Bakersfield		5	4			
														253 A CSU Bakersfield		3	4			
														253 A CSU Bakersfield		4	10			
														271 A Iona		5	2			
														272 A NYIT		8	1			
														272 H NYIT		15	6			

**Non-Div. I Games:**

St. John's (NY)

244	A	Villanova	5	2
244	A	Villanova	6	1

RPI	S	Opponent	Score	
273	H	LIU Brooklyn	17	7
276	H	Wagner	9	5
278	H	La Salle	9	2
278	H	La Salle	15	0
278	H	La Salle	16	7
294	H	Saint Peter's	8	9

St. John's (NY)

S  
t  
.  
J  
o  
h  
n  
.  
s  
(  
N  
Y  
)

S  
t  
.  
J  
o  
h  
n  
.  
s  
(  
N  
Y  
)



6	A	Florida St.	5	8
64	A	North Florida	0	5

S  
t  
e  
t  
s  
o  
n

S  
t  
e  
t  
s  
o  
n





245 H Siena	4	6
245 H Siena	10	4

M  
o  
n  
m  
o  
u  
t  
h

M  
o  
n  
m  
o  
u  
t  
h

Average RPI Win: 179		WON-LOST RECORD		WINNING PCT. RANK		LAST 15 GAMES		STRENGTH OF SCHEDULE		OPP. STRENGTH OF SCHEDULE		TEAM RPI		ADJ RPI		CONF. RPI		ADJ CONF. RPI	
DIV. I ONLY		22-20-0		.52381 130		5-10-0		176		66		158		.49479 158		10		10	
DIV. I NON-CONF.		12-12-0		.5 145		3-5-0		236		50		199		.47343 199		11		11	
TOTALS		RPI 1-25		RPI 26-50		W-L RECORDS		RPI 51-100		RPI 101-150		RPI 150+							
22-20-0		1-5-0		0-3-0		OVERALL		0-2-0		9-7-0		12-3-0							
15-11-0		0-1-0		0-3-0		HOME		0-0-0		4-6-0		11-1-0							
6-8-0		1-4-0		0-0-0		AWAY		0-1-0		4-1-0		1-2-0							
1-1-0		0-0-0		0-0-0		NEUTRAL		0-1-0		1-0-0		0-0-0							
12-12-0		0-3-0		0-0-0		NON-CONFERENCE		0-2-0		3-4-0		9-3-0							
9-5-0		0-1-0		0-0-0		HOME		0-0-0		1-3-0		8-1-0							
2-6-0		0-2-0		0-0-		AWAY		0-1-0		1-1-0		1-2-0							
1-1-0		0-0-0		0-0-0		NEUTRAL		0-1-0		1-0-0		0-0-0							
10-8-0		1-2-0		0-3-0		CONFERENCE		0-0-0		6-3-0		3-0-0							
6-6-0		0-0-0		0-3-0		HOME		0-0-0		3-3-0		3-0-0							
4-2-0		1-2-0		0-0-0		AWAY		0-0-0		3-0-0		0-0-0							
0-0-0		0-0-0		0-0-0		NEUTRAL		0-0-0		0-0-0		0-0-0							
RPI S	Opponent		Score		RPI S	Opponent		Score		RPI S	Opponent		Score		RPI S	Opponent		Score	
4 A	Texas A&M		1	14	36 H	South Ala.		2	3	76 N	Michigan St.		2	3	101 A	Texas		2	6
16 A	La.-Lafayette		0	1	36 H	South Ala.		4	6	85 A	Sam Houston St.		6	8	101 H	Texas		4	10
16 A	La.-Lafayette		1	5	36 H	South Ala.		3	7						108 H	Little Rock		2	10
16 A	La.-Lafayette		2	1											108 H	Little Rock		7	8
19 A	Rice		4	8											108 H	Little Rock		6	7
19 H	Rice		1	3											119 N	UCF		2	1
															123 A	Ga. Southern		4	3
															123 A	Ga. Southern		7	3
															123 A	Ga. Southern		4	3
															131 A	Baylor		12	3
															142 H	Nevada		6	17
															142 H	Nevada		3	6
															142 H	Nevada		3	2
															144 H	La.-Monroe		6	1
															144 H	La.-Monroe		3	2
															144 H	La.-Monroe		7	5
															152 A	UTSA		7	14
															152 H	UTSA		13	10
															191 H	Washington St.		8	9
															191 H	Washington St.		7	6
															191 H	Washington St.		6	2
															191 H	Washington St.		10	1
															226 A	A&M-Corpus Christi		11	0
															226 H	A&M-Corpus Christi		4	1
															250 H	Appalachian St.		4	0
															250 H	Appalachian St.		16	0
															250 H	Appalachian St.		4	2
				LAST 15 GAMES															
					101 A	Texas		2	6	108 H	Little Rock		7	8					
					16 A	La.-Lafayette		0	1	19 H	Rice		1	3					
					16 A	La.-Lafayette		2	1	142 H	Nevada		3	2					
					16 A	La.-Lafayette		1	5										
					4 A	Texas A&M		1	14										

Non-Div. I Games:

Texas St.

108 H Little Rock	6	7
108 H Little Rock	2	10

RPI	S	Opponent	Score	
270	H	Incarnate Word	4	0
270	H	Incarnate Word	22	5
270	H	Incarnate Word	5	4
274	A	UTRGV	3	4

Average RPI Win: 185		WON-LOST RECORD	WINNING PCT. RANK	LAST 15 GAMES	STRENGTH OF SCHEDULE	OPP. STRENGTH OF SCHEDULE	TEAM RPI	ADJ RPI	CONF. RPI	ADJ CONF. RPI	
Average RPI Loss: 121											
DIV. I ONLY		22-21-0	.51163 140	7-8-0	146	156	159	.49466 159	16	16	
DIV. I NON-CONF.		13-15-0	.46429 165	1-4-0	139	154	193	.47771 193	19	19	
TOTALS		RPI 1-25	RPI 26-50		W-L RECORDS		RPI 51-100		RPI 101-150		RPI 150+
22-21-0		0-1-0	1-6-0		OVERALL		1-1-0		8-6-0		12-7-0
14-12-0		0-0-0	1-4-0		HOME		1-0-0		6-5-0		6-3-0
7-9-0		0-1-0	0-2-0		AWAY		0-1-0		2-1-0		5-4-0
1-0-0		0-0-0	0-0-0		NEUTRAL		0-0-0		0-0-0		1-0-0
13-15-0		0-1-0	1-6-0		NON-CONFERENCE		1-1-0		2-3-0		9-4-0
10-10-0		0-0-0	1-4-0		HOME		1-0-0		2-3-0		6-3-0
2-5-0		0-1-0	0-0-		AWAY		0-1-0		0-0-0		2-1-0
1-0-0		0-0-0	0-0-0		NEUTRAL		0-0-0		0-0-0		1-0-0
9-6-0		0-0-0	0-0-0		CONFERENCE		0-0-0		6-3-0		3-3-0
4-2-0		0-0-0	0-0-0		HOME		0-0-0		4-2-0		0-0-0
5-4-0		0-0-0	0-0-0		AWAY		0-0-0		2-1-0		3-3-0
0-0-0		0-0-0	0-0-0		NEUTRAL		0-0-0		0-0-0		0-0-0
RPI S	Opponent	Score	RPI S	Opponent	Score	RPI S	Opponent	Score	RPI S	Opponent	Score
13 A	North Carolina	4 9	28 A	UNCW	7 14	55 A	Duke	0 4	102 H	Indiana St.	1 4
			28 H	UNCW	4 11	55 H	Duke	5 1	133 H	Gardner-Webb	10 4
			33 H	Minnesota	1 3				133 H	Gardner-Webb	17 4
			33 H	Minnesota	5 7				133 H	Gardner-Webb	0 5
			33 H	Minnesota	11 7				134 H	Rhode Island	6 7
			44 A	UNCG	2 10				135 H	Liberty	0 3
			44 H	UNCG	2 8				135 H	Liberty	2 1
									135 H	Liberty	2 1
									146 A	Longwood	2 0
									146 A	Longwood	6 3
									146 A	Longwood	4 8
									150 H	Miami (OH)	4 5
									150 H	Miami (OH)	7 0
									150 H	Miami (OH)	5 3
									184 H	Canisius	7 2
									184 H	Canisius	4 7
									184 H	Canisius	12 4
									190 A	Virginia Tech	7 1
									190 A	Virginia Tech	8 11
									191 H	Davidson	4 7
									210 A	Radford	4 6
									210 A	Radford	1 2
									210 A	Radford	5 1
									220 H	Rider	12 3
									220 H	Rider	8 11
									248 A	Charleston So.	7 18
									248 A	Charleston So.	5 4
LAST 15 GAMES			13 A North Carolina 4 9			135 H Liberty 2 1			210 A Radford 5 1		
			44 A UNCG 2 10			135 H Liberty 2 1			220 H Rider 12 3		
			146 A Longwood 2 0			133 H Gardner-Webb 0 5			220 H Rider 8 11		
			146 A Longwood 6 3						248 A Charleston So. 7 18		
			146 A Longwood 4 8						248 A Charleston So. 5 4		

Non-Div. I Games:

Campbell

28	A	UNCW	7	14
135	H	Liberty	0	3

RPI	S	Opponent	Score	
248	A	Charleston So.	7	5
250	N	Appalachian St.	9	4
269	A	N.C. Central	15	11
284	H	N.C. A&T	15	3
284	H	N.C. A&T	14	1
284	H	N.C. A&T	10	8

Average RPI Win:		135	WON-LOST RECORD		WINNING PCT. RANK		LAST 15 GAMES		STRENGTH OF SCHEDULE		OPP. STRENGTH OF SCHEDULE		TEAM RPI		ADJ RPI		CONF. RPI		ADJ CONF. RPI				
DIV. I ONLY			18-24-0		.42857	204	6-9-0		75		75		160		.49442		160	3		3			
DIV. I NON-CONF.			11-13-0		.45833	169	2-3-0		152		102		200		.47327		200	4		4			
TOTALS		RPI 1-25		RPI 26-50		W-L RECORDS		RPI 51-100		RPI 101-150		RPI 150+											
18-24-0		1-6-0		3-2-0		OVERALL		1-5-0		5-8-0		8-3-0											
12-16-0		1-5-0		1-0-0		HOME		0-3-0		4-5-0		6-3-0											
6-8-0		0-1-0		2-2-0		AWAY		1-2-0		1-3-0		2-0-0											
0-0-0		0-0-0		0-0-0		NEUTRAL		0-0-0		0-0-0		0-0-0											
11-13-0		1-3-0		1-1-0		NON-CONFERENCE		0-3-0		1-3-0		8-3-0											
9-10-0		1-2-0		1-0-0		HOME		0-3-0		1-2-0		6-3-0											
2-3-0		0-1-0		0-0-		AWAY		0-0-0		0-1-0		2-0-0											
0-0-0		0-0-0		0-0-0		NEUTRAL		0-0-0		0-0-0		0-0-0											
7-11-0		0-3-0		2-1-0		CONFERENCE		1-2-0		4-5-0		0-0-0											
3-6-0		0-3-0		0-0-0		HOME		0-0-0		3-3-0		0-0-0											
4-5-0		0-0-0		2-1-0		AWAY		1-2-0		1-2-0		0-0-0											
0-0-0		0-0-0		0-0-0		NEUTRAL		0-0-0		0-0-0		0-0-0											
RPI	S	Opponent		Score		RPI	S	Opponent		Score		RPI	S	Opponent		Score							
8	A	North Carolina St.		3	7	30	A	Wake Forest		5	6	56	A	Louisiana Tech		2	5	104	H	Marshall		5	0
8	H	North Carolina St.		1	7	30	H	Wake Forest		7	6	56	A	Louisiana Tech		2	3	104	H	Marshall		5	10
18	H	Southern Miss.		6	9	35	A	Fla. Atlantic		8	17	56	A	Louisiana Tech		7	4	104	H	Marshall		2	7
18	H	Southern Miss.		6	16	35	A	Fla. Atlantic		7	6	78	H	Kent St.		3	11	122	H	FIU		4	3
18	H	Southern Miss.		1	9	35	A	Fla. Atlantic		12	7	78	H	Kent St.		3	4	122	H	FIU		6	2
25	H	Georgia		10	5							78	H	Kent St.		6	11	122	H	FIU		5	8
25	H	Georgia		3	6													124	H	William & Mary		0	11
																		124	H	William & Mary		7	3
																		124	H	William & Mary		1	5
																		133	A	Gardner-Webb		4	8
																		137	A	Middle Tenn.		0	3
																		137	A	Middle Tenn.		8	4
																		137	A	Middle Tenn.		11	12
																		163	A	Winthrop		7	1
																		185	H	Fairfield		2	3
																		185	H	Fairfield		8	7
																		185	H	Fairfield		6	2
																		196	A	Kennesaw St.		12	8
																		221	H	The Citadel		15	4
																		232	H	Toledo		2	3
																		232	H	Toledo		8	0
																		232	H	Toledo		12	4
																		232	H	Toledo		9	8
																		284	H	N.C. A&T		7	9
																		35	A	Fla. Atlantic		7	6
						LAST 15 GAMES																	
				221	H	The Citadel		15	4			137	A	Middle Tenn.		11	12	232	H	Toledo		9	8
				104	H	Marshall		5	0			284	H	N.C. A&T		7	9	284	H	N.C. A&T		7	9
				104	H	Marshall		5	10			35	A	Fla. Atlantic		7	6						
				104	H	Marshall		2	7														
				133	A	Gardner-Webb		4	8														

Non-Div. I Games:

Charlotte

137 A Middle Tenn.	0	3
137 A Middle Tenn.	8	4

C  
h  
a  
r  
l  
o  
t  
t  
e

C  
h  
a  
r  
l  
o  
t  
t  
e



Average RPI Win: 202		WON-LOST	WINNING	LAST 15	STRENGTH OF		OPP. STRENGTH	TEAM	ADJ		CONF.	ADJ CONF.			
Average RPI Loss: 145		RECORD	PCT. RANK	GAMES	SCHEDULE		OF SCHEDULE	RPI	RPI		RPI	RPI			
DIV. I ONLY		22-16-0	.57895	94	9-6-0		187	252	161	.49414	161	25	25		
DIV. I NON-CONF.		14-9-0	.6087	83	2-0-0		254	252	186	.48292	186	28	28		
TOTALS		RPI 1-25	RPI 26-50		W-L RECORDS		RPI 51-100		RPI 101-150		RPI 150+				
22-16-0		0-0-0	0-2-0		OVERALL		3-3-0		4-4-0		15-7-0				
15-7-0		0-0-0	0-0-0		HOME		1-1-0		3-3-0		11-3-0				
3-8-0		0-0-0	0-2-0		AWAY		2-2-0		0-1-0		1-3-0				
4-1-0		0-0-0	0-0-0		NEUTRAL		0-0-0		1-0-0		3-1-0				
14-9-0		0-0-0	0-2-0		NON-CONFERENCE		1-2-0		3-2-0		10-3-0				
10-3-0		0-0-0	0-0-0		HOME		1-1-0		2-1-0		7-1-0				
0-5-0		0-0-0	0-0-		AWAY		0-1-0		0-1-0		0-1-0				
4-1-0		0-0-0	0-0-0		NEUTRAL		0-0-0		1-0-0		3-1-0				
8-7-0		0-0-0	0-0-0		CONFERENCE		2-1-0		1-2-0		5-4-0				
5-4-0		0-0-0	0-0-0		HOME		0-0-0		1-2-0		4-2-0				
3-3-0		0-0-0	0-0-0		AWAY		2-1-0		0-0-0		1-2-0				
0-0-0		0-0-0	0-0-0		NEUTRAL		0-0-0		0-0-0		0-0-0				
RPI	S	Opponent	Score	RPI	S	Opponent	Score	RPI	S	Opponent	Score	RPI	S	Opponent	Score
28	A	UNCW	9 12	51	A	Col. of Charleston	3 5	115	N	Western Caro.	3 1				
30	A	Wake Forest	4 17	88	A	VCU	1 2	118	H	Saint Joseph's	5 6				
				88	A	VCU	6 4	118	H	Saint Joseph's	4 2				
				88	A	VCU	5 4	118	H	Saint Joseph's	3 7				
				95	H	Princeton	3 5	124	A	William & Mary	8 12				
				96	H	Penn St.	6 5	135	H	Liberty	10 9				
								150	H	Miami (OH)	10 3				
								150	H	Miami (OH)	7 14				
								155	N	St. John's (NY)	14 10				
								191	H	Davidson	8 7				
								191	H	Davidson	4 3				
								191	H	Davidson	2 14				
								197	A	Fordham	7 6				
								197	A	Fordham	3 7				
								197	A	Fordham	0 1				
								198	H	James Madison	8 1				
								208	H	UMBC	5 10				
								218	N	Harvard	9 2				
								221	A	The Citadel	2 6				
								233	H	VMI	15 3				
								238	N	Towson	2 3				
				LAST 15 GAMES											
				88	A	VCU	6 4	265	H	Saint Louis	5 3	265	H	Saint Louis	4 2
				88	A	VCU	1 2	265	H	Saint Louis	4 2	265	H	Saint Louis	7 13
				88	A	VCU	5 4	265	H	Saint Louis	7 13	272	H	NYIT	9 1
				135	H	Liberty	10 9					293	H	UMES	7 4
				191	H	Davidson	8 7					293	H	UMES	15 0

Non-Div. I Games:

Richmond

191	H	Davidson	2	14
191	H	Davidson	4	3

RPI	S	Opponent	Score	
294	H	Saint Peter's	10	0
294	H	Saint Peter's	12	2
294	N	Saint Peter's	12	6

Richmond

R  
i  
c  
h  
m  
o  
n  
d

R  
i  
c  
h  
m  
o  
n  
d

Average RPI Win:	165	WON-LOST RECORD	WINNING PCT. RANK	LAST 15 GAMES	STRENGTH OF SCHEDULE	OPP. STRENGTH OF SCHEDULE	TEAM RPI	ADJ RPI	CONF. RPI	ADJ CONF. RPI				
DIV. I ONLY		22-18-0	.55	112	9-6-0	219	129	162	.49319	162	26	26		
DIV. I NON-CONF.		14-11-0	.56	113	3-0-0	184	47	124	.51686	124	26	26		
<hr/>														
TOTALS	RPI 1-25	RPI 26-50		W-L RECORDS		RPI 51-100		RPI 101-150		RPI 150+				
22-18-0	0-1-0	3-3-0		OVERALL		0-0-0		5-4-0		14-10-0				
9-8-0	0-0-0	2-1-0		HOME		0-0-0		2-2-0		5-5-0				
9-6-0	0-1-0	0-1-0		AWAY		0-0-0		2-1-0		7-3-0				
4-4-0	0-0-0	1-1-0		NEUTRAL		0-0-0		1-1-0		2-2-0				
14-11-0	0-1-0	3-3-0		NON-CONFERENCE		0-0-0		4-2-0		7-5-0				
5-3-0	0-0-0	2-1-0		HOME		0-0-0		1-0-0		2-2-0				
5-4-0	0-1-0	0-0-		AWAY		0-0-0		2-1-0		3-1-0				
4-4-0	0-0-0	1-1-0		NEUTRAL		0-0-0		1-1-0		2-2-0				
8-7-0	0-0-0	0-0-0		CONFERENCE		0-0-0		1-2-0		7-5-0				
4-5-0	0-0-0	0-0-0		HOME		0-0-0		1-2-0		3-3-0				
4-2-0	0-0-0	0-0-0		AWAY		0-0-0		0-0-0		4-2-0				
0-0-0	0-0-0	0-0-0		NEUTRAL		0-0-0		0-0-0		0-0-0				
RPI	S	Opponent	Score		RPI	S	Opponent	Score		RPI	S	Opponent	Score	
23	A	Arizona	0	14	33	H	Minnesota	3	2	109	H	Seattle	3	5
					33	H	Minnesota	15	6	109	H	Seattle	9	8
					33	H	Minnesota	5	13	109	H	Seattle	0	1
					33	N	Minnesota	2	8	118	N	Saint Joseph's	5	6
					39	A	BYU	1	6	132	A	Utah	12	11
					48	N	Oregon St.	12	9	132	A	Utah	7	6
										132	H	Utah	10	4
										139	N	San Francisco	8	4
										147	A	Santa Clara	2	9
										164	N	Ball St.	5	1
										164	N	Ball St.	1	3
										171	A	Grand Canyon	6	3
										171	A	Grand Canyon	5	4
										171	A	Grand Canyon	1	2
										175	A	New Mexico St.	6	1
										175	A	New Mexico St.	7	4
										175	A	New Mexico St.	4	7
										179	H	Portland	6	8
										179	H	Portland	3	10
										179	H	Portland	9	8
										179	H	Portland	6	4
										191	A	Washington St.	10	6
										191	A	Washington St.	1	10
										191	A	Washington St.	8	0
										191	A	Washington St.	10	9
										255	H	North Dakota	10	9
										255	H	North Dakota	7	13
<hr/>														
LAST 15 GAMES														
					109	H	Seattle	0	1	282	H	Northern Colo.	6	8
					109	H	Seattle	3	5	282	H	Northern Colo.	11	8
					109	H	Seattle	9	8	282	H	Northern Colo.	4	2
					132	A	Utah	12	11					
					175	A	New Mexico St.	6	1					

Non-Div. I Games:

Utah Valley

175 A New Mexico St.	7	4
175 A New Mexico St.	4	7

RPI	S	Opponent	Score	
255	H	North Dakota	3	4
264	N	UC Davis	10	8
264	N	UC Davis	0	2
282	H	Northern Colo.	11	8
282	H	Northern Colo.	4	2
282	H	Northern Colo.	6	8

Utah Valley

U  
t  
a  
h  
V  
a  
l  
l  
e  
y

U  
t  
a  
h  
V  
a  
l  
l  
e  
y

Average RPI Win: 197		WON-LOST	WINNING	LAST 15	STRENGTH OF		OPP. STRENGTH	TEAM	ADJ		CONF.	ADJ CONF.
Average RPI Loss: 142		RECORD	PCT. RANK	GAMES	SCHEDULE		OF SCHEDULE	RPI	RPI		RPI	RPI
DIV. I ONLY		22-20-0	.52381	130	7-8-0		200	175	163	.49269	163	16
DIV. I NON-CONF.		14-13-0	.51852	141	2-3-0		185	201	158	.49255	158	19
TOTALS		RPI 1-25	RPI 26-50		W-L RECORDS		RPI 51-100		RPI 101-150		RPI 150+	
22-20-0		0-3-0	0-0-0		OVERALL		1-2-0		9-5-0		12-10-0	
14-7-0		0-0-0	0-0-0		HOME		0-0-0		7-3-0		7-4-0	
8-13-0		0-3-0	0-0-0		AWAY		1-2-0		2-2-0		5-6-0	
0-0-0		0-0-0	0-0-0		NEUTRAL		0-0-0		0-0-0		0-0-0	
14-13-0		0-3-0	0-0-0		NON-CONFERENCE		0-0-0		6-5-0		8-5-0	
9-6-0		0-0-0	0-0-0		HOME		0-0-0		4-3-0		5-3-0	
5-7-0		0-3-0	0-0-		AWAY		0-0-0		2-2-0		3-2-0	
0-0-0		0-0-0	0-0-0		NEUTRAL		0-0-0		0-0-0		0-0-0	
8-7-0		0-0-0	0-0-0		CONFERENCE		1-2-0		3-0-0		4-5-0	
5-1-0		0-0-0	0-0-0		HOME		0-0-0		3-0-0		2-1-0	
3-6-0		0-0-0	0-0-0		AWAY		1-2-0		0-0-0		2-4-0	
0-0-0		0-0-0	0-0-0		NEUTRAL		0-0-0		0-0-0		0-0-0	
RPI S	Opponent	Score	RPI S	Opponent	Score	RPI S	Opponent	Score	RPI S	Opponent	Score	
3 A	South Carolina	4 16				58 A	High Point	2 4	127 A	Wofford	4 3	
12 A	Clemson	3 4				58 A	High Point	6 2	127 H	Wofford	2 9	
13 A	North Carolina	6 11				58 A	High Point	2 7	134 H	Rhode Island	8 7	
									134 H	Rhode Island	7 11	
									134 H	Rhode Island	8 4	
									135 H	Liberty	6 5	
									135 H	Liberty	7 5	
									135 H	Liberty	11 5	
									148 A	Alabama St.	10 9	
									148 A	Alabama St.	4 5	
									148 A	Alabama St.	10 11	
									150 H	Miami (OH)	7 5	
									150 H	Miami (OH)	1 5	
									150 H	Miami (OH)	18 6	
									156 A	Stetson	6 4	
									156 A	Stetson	1 2	
									156 A	Stetson	4 5	
									160 H	Charlotte	1 7	
									183 A	Presbyterian	3 9	
									183 A	Presbyterian	1 2	
									183 A	Presbyterian	3 4	
									191 A	Davidson	15 6	
									191 H	Davidson	10 12	
									210 H	Radford	3 2	
									210 H	Radford	8 15	
									210 H	Radford	3 1	
									275 H	ETSU	5 7	
LAST 15 GAMES												
191 A	Davidson	15 6	210 H	Radford	8 15	191 H	Davidson	10 12	210 H	Radford	3 2	
286 A	UNC Asheville	7 10	210 H	Radford	3 2	210 H	Radford	8 15	210 H	Radford	3 1	
286 A	UNC Asheville	5 2	127 H	Wofford	2 9	210 H	Radford	3 1	275 H	ETSU	5 7	
286 A	UNC Asheville	9 2										
127 A	Wofford	4 3										

Non-Div. I Games:

Winthrop

191	H	Davidson	10	12
210	H	Radford	3	1

RPI	S	Opponent	Score	
278	H	La Salle	9	0
278	H	La Salle	9	5
278	H	La Salle	11	2
278	H	La Salle	7	3
284	A	N.C. A&T	15	4
284	H	N.C. A&T	7	0
286	A	UNC Asheville	9	2
286	A	UNC Asheville	5	2
286	A	UNC Asheville	7	10

W  
i  
n  
t  
h  
r  
o  
p

W  
i  
n  
t  
h  
r  
o  
p

Average RPI Win:		205	WON-LOST		WINNING		LAST 15		STRENGTH OF		OPP. STRENGTH		TEAM		ADJ		CONF.		ADJ CONF.	
Average RPI Loss:		146	RECORD		PCT. RANK		GAMES		SCHEDULE		OF SCHEDULE		RPI		RPI		RPI		RPI	
DIV. I ONLY			25-17-0		.59524		85		10-5-0		255		173		164		.49228		164	
DIV. I NON-CONF.			15-11-0		.57692		104		2-2-0		229		87		132		.50859		132	
TOTALS		RPI 1-25		RPI 26-50		W-L RECORDS		RPI 51-100		RPI 101-150		RPI 150+								
25-17-0		1-4-0		0-1-0		OVERALL		1-1-0		4-3-0		19-8-0								
12-4-0		0-0-0		0-0-0		HOME		0-0-0		0-0-0		12-4-0								
8-7-0		1-3-0		0-0-0		AWAY		1-0-0		2-2-0		4-2-0								
5-6-0		0-1-0		0-1-0		NEUTRAL		0-1-0		2-1-0		3-2-0								
15-11-0		1-4-0		0-1-0		NON-CONFERENCE		1-0-0		2-2-0		11-4-0								
6-1-0		0-0-0		0-0-0		HOME		0-0-0		0-0-0		6-1-0								
4-5-0		1-3-0		0-0-		AWAY		1-0-0		0-1-0		2-1-0								
5-5-0		0-1-0		0-1-0		NEUTRAL		0-0-0		2-1-0		3-2-0								
10-6-0		0-0-0		0-0-0		CONFERENCE		0-1-0		2-1-0		8-4-0								
6-3-0		0-0-0		0-0-0		HOME		0-0-0		0-0-0		6-3-0								
4-2-0		0-0-0		0-0-0		AWAY		0-0-0		2-1-0		2-1-0								
0-1-0		0-0-0		0-0-0		NEUTRAL		0-1-0		0-0-0		0-0-0								
RPI	S	Opponent		Score		RPI	S	Opponent		Score		RPI	S	Opponent		Score				
7	N	Ole Miss		3	7	48	N	Oregon St.		6	7	78	N	Kent St.		3	8			
11	A	Coastal Caro.		5	12							82	A	Valparaiso		3	2			
17	A	LSU		3	9							120	A	Indiana		3	4			
17	A	LSU		6	10							125	N	Cincinnati		6	4			
17	A	LSU		7	1							125	N	Cincinnati		4	3			
												132	N	Utah		5	11			
												150	A	Miami (OH)		9	0			
												150	A	Miami (OH)		9	6			
												150	A	Miami (OH)		2	4			
												153	N	Milwaukee		11	5			
												153	N	Milwaukee		9	3			
												162	N	Utah Valley		3	1			
												162	N	Utah Valley		1	5			
												170	H	Xavier		5	4			
												209	N	George Washington		0	2			
												237	H	Ohio		20	3			
												237	H	Ohio		17	14			
												237	H	Ohio		6	12			
												246	H	Northern Ky.		13	1			
												249	H	Western Mich.		13	3			
												249	H	Western Mich.		21	1			
												249	H	Western Mich.		7	2			
												252	A	Central Mich.		4	2			
												252	A	Central Mich.		10	7			
												252	A	Central Mich.		3	7			
												258	H	Dayton		9	3			
												258	H	Dayton		10	0			
												258	H	Dayton		1	3			
												258	H	Dayton		6	1			
LAST 15 GAMES																				
246	H	Northern Ky.		13	1	252	A	Central Mich.		3	7	252	A	Central Mich.		3	7			
261	H	Bowling Green		7	8	120	A	Indiana		3	4	258	H	Dayton		9	3			
261	H	Bowling Green		3	1	249	H	Western Mich.		13	3	258	H	Dayton		10	0			
261	H	Bowling Green		1	5							258	H	Dayton		1	3			
263	A	Purdue		2	9							258	H	Dayton		6	1			

Non-Div. I Games:

Ball St.

Ball St.

252	A	Central Mich.	4	2
252	A	Central Mich.	10	7

Through Games Of April 28, 2016

RPI	S	Opponent	Score	
261	H	Bowling Green	7	8
261	H	Bowling Green	3	1
261	H	Bowling Green	1	5
263	A	Purdue	2	9
263	H	Purdue	9	8
287	A	Savannah St.	10	1
287	A	Savannah St.	7	3

Ball St.

B  
a  
l  
l  
S  
t  
.

B  
a  
l  
l  
S  
t  
.



[illegible]

**Non-Div. I Games:**

Eastern Mich.

78 H Kent St.	2	4
78 H Kent St.	3	13

E  
a  
s  
t  
e  
r  
n  
M  
i  
c  
h  
.

E  
a  
s  
t  
e  
r  
n  
M  
i  
c  
h  
.

Average RPI Win: 145		WON-LOST	WINNING	LAST 15	STRENGTH OF		OPP. STRENGTH	TEAM	ADJ	CONF.	ADJ CONF.
Average RPI Loss: 83		RECORD	PCT. RANK	GAMES	SCHEDULE		OF SCHEDULE	RPI	RPI	RPI	RPI
DIV. I ONLY		15-25-0	.375	232	6-9-0		24	158	166	.49206	166
DIV. I NON-CONF.		10-21-0	.32258	244	1-5-0		30	127	198	.47427	198
TOTALS		RPI 1-25	RPI 26-50		W-L RECORDS		RPI 51-100		RPI 101-150		RPI 150+
15-25-0	0-3-0	0-1-0		OVERALL		7-16-0		4-3-0		4-2-0	
13-12-0	0-3-0	0-1-0		HOME		5-5-0		4-2-0		4-1-0	
2-13-0	0-0-0	0-0-0		AWAY		2-11-0		0-1-0		0-1-0	
0-0-0	0-0-0	0-0-0		NEUTRAL		0-0-0		0-0-0		0-0-0	
10-21-0	0-3-0	0-1-0		NON-CONFERENCE		4-13-0		2-2-0		4-2-0	
9-10-0	0-3-0	0-1-0		HOME		3-4-0		2-1-0		4-1-0	
1-11-0	0-0-0	0-0-0		AWAY		1-9-0		0-1-0		0-1-0	
0-0-0	0-0-0	0-0-0		NEUTRAL		0-0-0		0-0-0		0-0-0	
5-4-0	0-0-0	0-0-0		CONFERENCE		3-3-0		2-1-0		0-0-0	
4-2-0	0-0-0	0-0-0		HOME		2-1-0		2-1-0		0-0-0	
1-2-0	0-0-0	0-0-0		AWAY		1-2-0		0-0-0		0-0-0	
0-0-0	0-0-0	0-0-0		NEUTRAL		0-0-0		0-0-0		0-0-0	
RPI S	Opponent	Score		RPI S	Opponent	Score		RPI S	Opponent	Score	
20 H	TCU	0	3	27 H	Oklahoma St.	0	17	54 A	New Mexico	6	8
20 H	TCU	5	12					54 A	New Mexico	4	8
20 H	TCU	6	17					54 A	New Mexico	7	17
								60 A	Cal St. Fullerton	1	7
								60 A	Cal St. Fullerton	0	5
								60 A	Cal St. Fullerton	1	9
								68 H	Cal Poly	6	7
								68 H	Cal Poly	2	7
								68 H	Cal Poly	6	0
								72 A	Oral Roberts	4	6
								72 H	Oral Roberts	15	8
								80 A	Nebraska	3	7
								80 A	Nebraska	0	4
								80 A	Nebraska	17	5
								85 H	Sam Houston St.	8	13
								85 H	Sam Houston St.	11	15
								85 H	Sam Houston St.	2	0
								86 A	Evansville	1	11
								86 A	Evansville	2	7
								86 A	Evansville	6	5
LAST 15 GAMES											
				149 H	Bradley	10	9				
				149 H	Bradley	4	8				
				149 H	Bradley	7	5				
				193 A	Kansas	3	9				
				92 H	Missouri St.	1	6				

Non-Div. I Games:

Wichita St.

W  
i  
c  
h  
i  
t  
a  
s  
t  
.

Which it is.

RPI	S	Opponent	Score
92	H	Missouri St.	11 1
92	H	Missouri St.	9 2
106	H	Oklahoma	7 15
86	A	Evansville	1 11
86	A	Evansville	2 7

[illegible]

Non-Div. I Games:	Valley City St.	6	5	Mary	1	0	Minot St.	13	7	North Dakota St.
-------------------	-----------------	---	---	------	---	---	-----------	----	---	------------------

206 A South Dakota St.	2	5
206 A South Dakota St.	7	14

N  
o  
r  
t  
h  
D  
a  
k  
o  
t  
a  
S  
t  
.

N  
o  
r  
t  
h  
D  
a  
k  
o  
t  
a  
S  
t  
.

Average RPI Win:	226	WON-LOST	WINNING	LAST 15	STRENGTH OF	OPP. STRENGTH	TEAM	ADJ	CONF.	ADJ CONF.	
Average RPI Loss:	161	RECORD	PCT. RANK	GAMES	SCHEDULE	OF SCHEDULE	RPI	RPI	RPI	RPI	
DIV. I ONLY	24-14-0	.63158	61	9-6-0	273	204	168	.49132	168	31	31
DIV. I NON-CONF.	10-10-0	.5	145	0-3-0	195	137	180	.48518	180	32	32
<hr/>											
TOTALS	RPI 1-25	RPI 26-50		W-L RECORDS		RPI 51-100		RPI 101-150		RPI 150+	
24-14-0	0-0-0	0-0-0		OVERALL		1-5-0		4-3-0		19-6-0	
15-6-0	0-0-0	0-0-0		HOME		1-4-0		2-1-0		12-1-0	
9-8-0	0-0-0	0-0-0		AWAY		0-1-0		2-2-0		7-5-0	
0-0-0	0-0-0	0-0-0		NEUTRAL		0-0-0		0-0-0		0-0-0	
10-10-0	0-0-0	0-0-0		NON-CONFERENCE		1-5-0		4-3-0		5-2-0	
7-5-0	0-0-0	0-0-0		HOME		1-4-0		2-1-0		4-0-0	
3-5-0	0-0-0	0-0-		AWAY		0-1-0		2-2-0		1-2-0	
0-0-0	0-0-0	0-0-0		NEUTRAL		0-0-0		0-0-0		0-0-0	
14-4-0	0-0-0	0-0-0		CONFERENCE		0-0-0		0-0-0		14-4-0	
8-1-0	0-0-0	0-0-0		HOME		0-0-0		0-0-0		8-1-0	
6-3-0	0-0-0	0-0-0		AWAY		0-0-0		0-0-0		6-3-0	
0-0-0	0-0-0	0-0-0		NEUTRAL		0-0-0		0-0-0		0-0-0	
RPI	S	Opponent	Score	RPI	S	Opponent	Score	RPI	S	Opponent	Score
						62 H Jacksonville	5 8	104 H Marshall		9 11	
						64 A North Florida	0 15	104 H Marshall		9 4	
						64 H North Florida	6 9	104 H Marshall		20 4	
						92 H FGCU	5 6	105 A Mercer		14 7	
						92 H FGCU	6 8	105 A Mercer		3 11	
						92 H FGCU	14 9	116 A Auburn		2 11	
								148 A Alabama St.		14 8	
								201 A Bethune-Cookman		5 6	
								201 A Bethune-Cookman		6 3	
								201 A Bethune-Cookman		5 7	
								201 H Bethune-Cookman		5 3	
								201 H Bethune-Cookman		2 1	
								201 H Bethune-Cookman		15 3	
								232 H Toledo		12 4	
								249 H Western Mich.		12 5	
								249 H Western Mich.		9 0	
								249 H Western Mich.		2 1	
								269 H N.C. Central		6 4	
								269 H N.C. Central		16 4	
								269 H N.C. Central		6 3	
								284 A N.C. A&T		17 7	
								284 A N.C. A&T		5 3	
								284 A N.C. A&T		22 11	
								287 A Savannah St.		7 2	
								287 A Savannah St.		12 5	
								287 A Savannah St.		1 2	
								287 H Savannah St.		11 4	
								287 H Savannah St.		11 4	
								287 H Savannah St.		11 4	
								287 H Savannah St.		11 4	
								287 H Savannah St.		11 4	
								287 H Savannah St.		11 4	
								287 H Savannah St.		11 4	
								287 H Savannah St.		11 4	
								287 H Savannah St.		11 4	
								287 H Savannah St.		11 4	
								287 H Savannah St.		11 4	
								287 H Savannah St.		11 4	
								287 H Savannah St.		11 4	
								287 H Savannah St.		11 4	
								287 H Savannah St.		11 4	
								287 H Savannah St.		11 4	
								287 H Savannah St.		11 4	
								287 H Savannah St.		11 4	
								287 H Savannah St.		11 4	
								287 H Savannah St.		11 4	
								287 H Savannah St.		11 4	
								287 H Savannah St.		11 4	
								287 H Savannah St.		11 4	
								287 H Savannah St.		11 4	
								287 H Savannah St.		11 4	
								287 H Savannah St.		11 4	
								287 H Savannah St.		11 4	
								287 H Savannah St.		11 4	
								287 H Savannah St.		11 4	
								287 H Savannah St.		11 4	
								287 H Savannah St.		11 4	
								287 H Savannah St.		11 4	
								287 H Savannah St.		11 4	
								287 H Savannah St.		11 4	
								287 H Savannah St.		11 4	
								287 H Savannah St.		11 4	
								287 H Savannah St.		11 4	
								287 H Savannah St.		11 4	
								287 H Savannah St.		11 4	

Non-Div. I Games:

Florida A&amp;M

201	A	Bethune-Cookman	5	6
62	H	Jacksonville	5	8

RPI	S	Opponent	Score	
287	H	Savannah St.	9	6
287	H	Savannah St.	5	10
289	A	Jackson St.	3	4
289	A	Jackson St.	9	16
289	A	Jackson St.	15	2

Florida A&M

F  
l  
o  
r  
i  
d  
a  
  
A  
&  
M

F  
l  
o  
r  
i  
d  
a  
  
A  
&  
M



Average RPI Win:		190	WON-LOST RECORD		WINNING PCT. RANK		LAST 15 GAMES		STRENGTH OF SCHEDULE		OPP. STRENGTH OF SCHEDULE		TEAM RPI		ADJ RPI		CONF. RPI		ADJ CONF. RPI			
DIV. I ONLY			16-22-0		.42105 208		4-11-0		73		170		169		.49105 169		12		12			
DIV. I NON-CONF.			9-11-0		.45 177		2-4-0		90		220		164		.49146 163		12		12			
TOTALS		RPI 1-25		RPI 26-50		W-L RECORDS		RPI 51-100		RPI 101-150		RPI 150+										
16-22-0		0-1-0		2-10-0		OVERALL		0-6-0		4-2-0		10-3-0										
14-6-0		0-0-0		1-2-0		HOME		0-3-0		4-0-0		9-1-0										
2-15-0		0-1-0		1-7-0		AWAY		0-3-0		0-2-0		1-2-0										
0-1-0		0-0-0		0-1-0		NEUTRAL		0-0-0		0-0-0		0-0-0										
9-11-0		0-1-0		1-5-0		NON-CONFERENCE		0-3-0		1-2-0		7-0-0										
8-3-0		0-0-0		0-0-0		HOME		0-3-0		1-0-0		7-0-0										
1-7-0		0-1-0		1-0-		AWAY		0-0-0		0-2-0		0-0-0										
0-1-0		0-0-0		0-1-0		NEUTRAL		0-0-0		0-0-0		0-0-0										
7-11-0		0-0-0		1-5-0		CONFERENCE		0-3-0		3-0-0		3-3-0										
6-3-0		0-0-0		1-2-0		HOME		0-0-0		3-0-0		2-1-0										
1-8-0		0-0-0		0-3-0		AWAY		0-3-0		0-0-0		1-2-0										
0-0-0		0-0-0		0-0-0		NEUTRAL		0-0-0		0-0-0		0-0-0										
RPI	S	Opponent		Score		RPI	S	Opponent		Score		RPI	S	Opponent		Score						
15	A	Vanderbilt		6	8	38	A	Southeast Mo. St.		0	6	85	A	Sam Houston St.		0	2	106	A	Oklahoma	0	3
						38	A	Southeast Mo. St.		1	0	85	A	Sam Houston St.		3	6	108	A	Little Rock	5	6
						38	A	Southeast Mo. St.		2	6	85	A	Sam Houston St.		7	9	108	H	Little Rock	6	1
						42	A	Lamar		6	7	92	H	Missouri St.		1	12	140	H	SFA	5	4
						42	A	Lamar		2	9	92	H	Missouri St.		5	6	140	H	SFA	9	7
						42	A	Lamar		5	19	92	H	Missouri St.		6	10	140	H	SFA	3	2
						46	H	Northwestern St.		5	7							182	H	Houston Baptist	8	7
						46	H	Northwestern St.		2	3							182	H	Houston Baptist	11	0
						46	H	Northwestern St.		6	3							182	H	Houston Baptist	2	3
						48	A	Oregon St.		2	6							213	A	Nicholls St.	5	6
						48	A	Oregon St.		1	7							213	A	Nicholls St.	7	2
						48	N	Oregon St.		2	6							213	A	Nicholls St.	2	8
								LAST 15 GAMES										223	H	Tennessee Tech	14	6
						46	H	Northwestern St.		5	7	108	H	Little Rock		6	1	266	H	Eastern Ill.	4	2
						46	H	Northwestern St.		6	3	48	A	Oregon St.		1	7	266	H	Eastern Ill.	9	1
						46	H	Northwestern St.		2	3	48	N	Oregon St.		2	6	266	H	Eastern Ill.	4	3
						15	A	Vanderbilt		6	8							266	H	Eastern Ill.	6	5
						213	A	Nicholls St.		7	2							279	H	Ark.-Pine Bluff	4	3
																		279	H	Ark.-Pine Bluff	4	0

Non-Div. I Games:

Central Ark.

213 A Nicholls St.	5	6
213 A Nicholls St.	2	8

C  
e  
n  
t  
r  
a  
l  
A  
r  
k  
.

C  
e  
n  
t  
r  
a  
l  
A  
r  
k  
.

Average RPI Win:		200	WON-LOST RECORD		WINNING PCT. RANK		LAST 15 GAMES		STRENGTH OF SCHEDULE		OPP. STRENGTH OF SCHEDULE		TEAM RPI		ADJ RPI		CONF. RPI		ADJ CONF. RPI	
DIV. I ONLY			16-26-0		.38095 229		7-8-0		106		180		170		.49094 170		19		19	
DIV. I NON-CONF.			13-23-0		.36111 229		4-5-0		104		161		171		.49013 169		18		18	
TOTALS		RPI 1-25		RPI 26-50		W-L RECORDS		RPI 51-100		RPI 101-150		RPI 150+								
16-26-0		0-4-0		0-1-0		OVERALL		0-7-0		4-9-0		12-5-0								
8-5-0		0-0-0		0-0-0		HOME		0-1-0		3-3-0		5-1-0								
7-21-0		0-4-0		0-1-0		AWAY		0-5-0		0-6-0		7-4-0								
1-0-0		0-0-0		0-0-0		NEUTRAL		0-0-0		1-0-0		0-0-0								
13-23-0		0-4-0		0-1-0		NON-CONFERENCE		0-7-0		4-9-0		9-2-0								
6-4-0		0-0-0		0-0-0		HOME		0-1-0		3-3-0		3-0-0								
6-19-0		0-4-0		0-0-		AWAY		0-6-0		0-6-0		6-2-0								
1-0-0		0-0-0		0-0-0		NEUTRAL		0-0-0		1-0-0		0-0-0								
3-3-0		0-0-0		0-0-0		CONFERENCE		0-0-0		0-0-0		3-3-0								
2-1-0		0-0-0		0-0-0		HOME		0-0-0		0-0-0		2-1-0								
1-2-0		0-0-0		0-0-0		AWAY		0-0-0		0-0-0		1-2-0								
0-0-0		0-0-0		0-0-0		NEUTRAL		0-0-0		0-0-0		0-0-0								
RPI	S	Opponent		Score		RPI	S	Opponent		Score		RPI	S	Opponent		Score				
2	A	Louisville		1	11	37	A	Kentucky		2	6	69	A	Wright St.		1	4			
15	A	Vanderbilt		2	5							69	H	Wright St.		3	8			
15	A	Vanderbilt		0	7							89	A	Arizona St.		2	5			
15	A	Vanderbilt		3	14							89	A	Arizona St.		1	5			
												89	A	Arizona St.		1	2			
												89	A	Arizona St.		2	8			
												99	A	Ohio St.		6	11			
												105	A	Mercer		3	5			
												105	A	Mercer		14	18			
												105	A	Mercer		1	3			
												114	H	Morehead St.		2	3			
												114	H	Morehead St.		7	1			
												114	H	Morehead St.		1	3			
												120	H	Indiana		0	8			
												125	A	Cincinnati		2	9			
												125	A	Cincinnati		0	4			
												125	H	Cincinnati		6	3			
												125	N	Cincinnati		8	5			
												150	A	Miami (OH)		2	3			
												150	H	Miami (OH)		12	4			
												155	H	St. John's (NY)		11	8			
												155	H	St. John's (NY)		1	0			
												155	H	St. John's (NY)		2	4			
												164	A	Ball St.		4	5			
												187	A	Georgetown		8	5			
												187	A	Georgetown		3	4			
												187	A	Georgetown		1	9			
												236	A	USC Upstate		6	1			
												236	A	USC Upstate		3	2			
												236	A	USC Upstate		8	7			
												243	A	Illinois St.		11	5			
												243	A	Illinois St.		12	1			
												243	A	Illinois St.		5	6			
												246	A	Northern Ky.		8	1			
				LAST 15 GAMES																
						155	H	St. John's (NY)		1	0	187	A	Georgetown		8	5			
						155	H	St. John's (NY)		11	8	125	N	Cincinnati		8	5			
						155	H	St. John's (NY)		2	4	150	A	Miami (OH)		2	3			
						120	H	Indiana		0	8									
						246	A	Northern Ky.		8	1									

Non-Div. I Games:

Xavier

187	A	Georgetown	3	4
187	A	Georgetown	1	9

RPI	S	Opponent	Score	
252	H	Central Mich.	7	4
252	H	Central Mich.	5	0
252	H	Central Mich.	8	5

Xavier

X  
a  
v  
i  
e  
r

X  
a  
v  
i  
e  
r

Average RPI Win: 172		WON-LOST	WINNING	LAST 15	STRENGTH OF		OPP. STRENGTH	TEAM	ADJ	CONF.	ADJ CONF.
Average RPI Loss: 112		RECORD	PCT. RANK	GAMES	SCHEDULE		OF SCHEDULE	RPI	RPI	RPI	RPI
DIV. I ONLY		19-19-1	.5	142	7-7-1		154	128	171	.49088	171
DIV. I NON-CONF.		11-12-1	.47917	157	0-2-1		79	74	151	.4973	151
TOTALS		RPI 1-25	RPI 26-50		W-L RECORDS		RPI 51-100		RPI 101-150		RPI 150+
19-19-1	0-0-0	0-0-0		OVERALL		5-9-0		3-4-0		11-6-1	
10-13-0	0-0-0	0-0-0		HOME		5-6-0		0-1-0		5-6-0	
8-6-1	0-0-0	0-0-0		AWAY		0-3-0		2-3-0		6-0-1	
1-0-0	0-0-0	0-0-0		NEUTRAL		0-0-0		1-0-0		0-0-0	
11-12-1	0-0-0	0-0-0		NON-CONFERENCE		5-9-0		2-2-0		4-1-1	
9-8-0	0-0-0	0-0-0		HOME		5-6-0		0-1-0		4-1-0	
1-4-1	0-0-0	0-0-		AWAY		0-3-0		1-1-0		0-0-1	
1-0-0	0-0-0	0-0-0		NEUTRAL		0-0-0		1-0-0		0-0-0	
8-7-0	0-0-0	0-0-0		CONFERENCE		0-0-0		1-2-0		7-5-0	
1-5-0	0-0-0	0-0-0		HOME		0-0-0		0-0-0		1-5-0	
7-2-0	0-0-0	0-0-0		AWAY		0-0-0		1-2-0		6-0-0	
0-0-0	0-0-0	0-0-0		NEUTRAL		0-0-0		0-0-0		0-0-0	
RPI S	Opponent	Score	RPI S	Opponent	Score	RPI S	Opponent	Score	RPI S	Opponent	Score
						52 H	St. Mary's (CA)	8 3	109 A	Seattle	3 10
						53 H	Gonzaga	9 21	109 A	Seattle	1 4
						53 H	Gonzaga	7 1	109 A	Seattle	8 4
						53 H	Gonzaga	3 0	139 N	San Francisco	6 5
						53 H	Gonzaga	2 11	141 A	UNLV	10 8
						54 H	New Mexico	5 6	141 H	UNLV	2 7
						54 H	New Mexico	6 10	143 A	Kansas St.	6 10
						65 H	Tennessee	8 25	162 H	Utah Valley	2 1
						68 H	Cal Poly	16 3	162 H	Utah Valley	4 5
						68 H	Cal Poly	0 7	162 H	Utah Valley	3 6
						68 H	Cal Poly	3 2	175 H	New Mexico St.	4 5
						79 A	Houston	1 3	175 H	New Mexico St.	3 4
						79 A	Houston	0 5	175 H	New Mexico St.	6 7
						79 A	Houston	1 5	193 A	Kansas	5 5
									202 H	Omaha	12 4
									202 H	Omaha	9 4
									202 H	Omaha	2 7
									252 H	Central Mich.	5 4
									252 H	Central Mich.	3 1
									253 A	CSU Bakersfield	9 4
									253 A	CSU Bakersfield	9 3
									253 A	CSU Bakersfield	9 6
						143 A	Kansas St.	6 10	255 A	North Dakota	9 4
						193 A	Kansas	5 5	255 A	North Dakota	8 2
						255 A	North Dakota	14 2	255 A	North Dakota	14 2
						255 A	North Dakota	8 2			
						255 A	North Dakota	9 4			

Non-Div. I Games:

Grand Canyon

109 A Seattle	8	4
109 A Seattle	1	4

G  
r  
a  
n  
d  
C  
a  
n  
y  
o  
n

G  
r  
a  
n  
d  
C  
a  
n  
y  
o  
n

Average RPI Win: 152		WON-LOST	WINNING	LAST 15	STRENGTH OF		OPP. STRENGTH	TEAM	ADJ	CONF.	ADJ CONF.				
Average RPI Loss: 121		RECORD	PCT. RANK	GAMES	SCHEDULE		OF SCHEDULE	RPI	RPI	RPI	RPI				
DIV. I ONLY		19-22-0	.46341	178	0-1-0		119	102	172	.48893	172	6	6		
DIV. I NON-CONF.		15-14-0	.51724	142	0-1-0		86	129	148	.49947	148	6	6		
TOTALS		RPI 1-25	RPI 26-50		W-L RECORDS		RPI 51-100		RPI 101-150		RPI 150+				
19-22-0		0-1-0	0-0-0		OVERALL		3-8-0		6-7-0		10-6-0				
15-11-0		0-1-0	0-0-0		HOME		2-3-0		4-3-0		9-4-0				
4-11-0		0-0-0	0-0-0		AWAY		1-5-0		2-4-0		1-2-0				
0-0-0		0-0-0	0-0-0		NEUTRAL		0-0-0		0-0-0		0-0-0				
15-14-0		0-1-0	0-0-0		NON-CONFERENCE		2-6-0		4-3-0		9-4-0				
14-9-0		0-1-0	0-0-0		HOME		2-3-0		4-3-0		8-2-0				
1-5-0		0-0-0	0-0-		AWAY		0-3-0		0-0-0		1-2-0				
0-0-0		0-0-0	0-0-0		NEUTRAL		0-0-0		0-0-0		0-0-0				
4-8-0		0-0-0	0-0-0		CONFERENCE		1-2-0		2-4-0		1-2-0				
1-2-0		0-0-0	0-0-0		HOME		0-0-0		0-0-0		1-2-0				
3-6-0		0-0-0	0-0-0		AWAY		1-2-0		2-4-0		0-0-0				
0-0-0		0-0-0	0-0-0		NEUTRAL		0-0-0		0-0-0		0-0-0				
RPI	S	Opponent	Score		RPI	S	Opponent	Score		RPI	S	Opponent	Score		
6	H	Florida St.	4	12						118	H	Saint Joseph's	7	3	
							62 A Jacksonville	5	7	118	H	Saint Joseph's	13	3	
							64 A North Florida	6	7	118	H	Saint Joseph's	7	8	
							64 H North Florida	5	7	119	A	UCF	5	6	
							76 H Michigan St.	2	0	119	A	UCF	0	4	
							76 H Michigan St.	7	5	119	A	UCF	6	4	
							76 H Michigan St.	1	11	122	H	FIU	5	6	
							79 A Houston	4	1	125	A	Cincinnati	3	4	
							79 A Houston	1	5	125	A	Cincinnati	2	3	
							79 A Houston	5	7	125	A	Cincinnati	5	3	
							92 A FGCU	3	4	135	H	Liberty	6	5	
							92 H FGCU	6	13	135	H	Liberty	11	10	
										135	H	Liberty	0	4	
										156	A	Stetson	3	2	
										156	A	Stetson	1	5	
										165	H	Eastern Mich.	8	4	
										165	H	Eastern Mich.	2	3	
										165	H	Eastern Mich.	8	4	
										177	H	Holy Cross	3	2	
										177	H	Holy Cross	4	3	
										177	H	Holy Cross	3	2	
										201	A	Bethune-Cookman	3	10	
										201	H	Bethune-Cookman	6	2	
										219	H	Memphis	7	5	
										219	H	Memphis	3	4	
										219	H	Memphis	3	8	
										231	H	Dartmouth	0	1	
				LAST 15 GAMES											
				156 A Stetson	1	5	119 A UCF	0	4						
				122 H FIU	5	6	119 A UCF	6	4						
				79 A Houston	5	7	64 H North Florida	5	7						
				79 A Houston	4	1									
				79 A Houston	1	5									

Non-Div. I Games:

South Fla.

South Fla.

201	H	Bethune-Cookman	6	2
119	A	UCF	5	6

Through Games Of April 28, 2016

RPI	S	Opponent	Score	
231	H	Dartmouth	4	0
231	H	Dartmouth	4	0

South Fla.

S  
o  
u  
t  
h  
F  
l  
a  
.

S  
o  
u  
t  
h  
F  
l  
a  
.





195 H UMass Lowell	5	3
195 H UMass Lowell	5	0

S  
t  
o  
n  
y  
B  
r  
o  
o  
k

S  
t  
o  
n  
y  
B  
r  
o  
o  
k

Average RPI Win:	206	WON-LOST	WINNING	LAST 15	STRENGTH OF	OPP. STRENGTH	TEAM	ADJ	CONF.	ADJ CONF.			
Average RPI Loss:	143	RECORD	PCT. RANK	GAMES	SCHEDULE	OF SCHEDULE	RPI	RPI	RPI	RPI			
DIV. I ONLY	19-17-0	.52778	125	7-8-0	254	141	174	.48857	174	13	13		
DIV. I NON-CONF.	10-7-0	.58824	94	2-3-0	253	268	145	.50035	145	9	9		
<hr/>													
TOTALS	RPI 1-25	RPI 26-50		W-L RECORDS		RPI 51-100		RPI 101-150		RPI 150+			
19-17-0	0-0-0	0-0-0		OVERALL		0-5-0		4-8-0		15-4-0			
9-2-0	0-0-0	0-0-0		HOME		0-0-0		2-1-0		7-1-0			
7-13-0	0-0-0	0-0-0		AWAY		0-5-0		1-5-0		6-3-0			
3-2-0	0-0-0	0-0-0		NEUTRAL		0-0-0		1-2-0		2-0-0			
<hr/>													
10-7-0	0-0-0	0-0-0		NON-CONFERENCE		0-2-0		1-2-0		9-3-0			
2-1-0	0-0-0	0-0-0		HOME		0-0-0		0-0-0		2-1-0			
5-4-0	0-0-0	0-0-		AWAY		0-2-0		0-0-0		5-2-0			
3-2-0	0-0-0	0-0-0		NEUTRAL		0-0-0		1-2-0		2-0-0			
<hr/>													
9-10-0	0-0-0	0-0-0		CONFERENCE		0-3-0		3-6-0		6-1-0			
7-1-0	0-0-0	0-0-0		HOME		0-0-0		2-1-0		5-0-0			
2-9-0	0-0-0	0-0-0		AWAY		0-3-0		1-5-0		1-1-0			
0-0-0	0-0-0	0-0-0		NEUTRAL		0-0-0		0-0-0		0-0-0			
<hr/>													
RPI	S	Opponent	Score	RPI	S	Opponent	Score	RPI	S	Opponent	Score		
				81 A Fresno St.				1	5	141 A UNLV		0	1
				81 A Fresno St.				1	14	141 A UNLV		2	7
				81 A Fresno St.				3	6	141 A UNLV		6	7
				94 A Iowa				2	22	142 A Nevada		4	8
				94 A Iowa				7	9	142 A Nevada		5	6
										142 A Nevada		12	7
										142 H Nevada		5	2
										142 H Nevada		18	4
										142 H Nevada		5	12
										145 N Navy		0	5
										145 N Navy		1	3
										145 N Navy		10	5
										181 H San Diego St.		17	13
										186 A San Jose St.		5	9
										186 A San Jose St.		7	2
										186 H San Jose St.		12	4
										186 H San Jose St.		8	7
										186 H San Jose St.		13	7
										186 H San Jose St.		9	3
										191 A Davidson		9	4
						202 A Omaha		4	7				
						202 H Omaha		3	12				
						202 H Omaha		18	10				
						211 N Marist		8	4				
						262 N Buffalo		13	0				
						264 A UC Davis		5	2				
						264 A UC Davis		9	8				

Non-Div. I Games: Adams St. 13 1

Air Force

141	A	UNLV	6	7
141	A	UNLV	2	7

RPI	S	Opponent	Score	
264	A	UC Davis	2	6
282	A	Northern Colo.	4	2
282	A	Northern Colo.	14	4
282	H	Northern Colo.	14	7

Air Force

A  
i  
r  
F  
o  
r  
c  
e

A  
i  
r  
F  
o  
r  
c  
e

Average RPI Win:		202	WON-LOST		WINNING		LAST 15		STRENGTH OF		OPP. STRENGTH		TEAM	ADJ		CONF.	ADJ CONF.	
Average RPI Loss:		148	RECORD		PCT. RANK		GAMES		SCHEDULE		OF SCHEDULE		RPI	RPI		RPI	RPI	
DIV. I ONLY			22-18-0		.55	112	7-8-0		236		187		175	.48826		175	26	26
DIV. I NON-CONF.			12-13-0		.48	156	0-3-0		196		122		174	.4873		174	26	26
TOTALS		RPI 1-25		RPI 26-50		W-L RECORDS		RPI 51-100		RPI 101-150		RPI 150+						
22-18-0		1-3-0		0-0-0		OVERALL		1-2-0		3-5-0		17-8-0						
10-7-0		0-0-0		0-0-0		HOME		0-0-0		1-3-0		9-4-0						
11-8-0		1-3-0		0-0-0		AWAY		0-1-0		2-0-0		8-4-0						
1-3-0		0-0-0		0-0-0		NEUTRAL		1-1-0		0-2-0		0-0-0						
12-13-0		1-3-0		0-0-0		NON-CONFERENCE		1-2-0		3-5-0		7-3-0						
6-5-0		0-0-0		0-0-0		HOME		0-0-0		1-3-0		5-2-0						
5-5-0		1-3-0		0-0-		AWAY		0-1-0		2-0-0		2-1-0						
1-3-0		0-0-0		0-0-0		NEUTRAL		1-1-0		0-2-0		0-0-0						
10-5-0		0-0-0		0-0-0		CONFERENCE		0-0-0		0-0-0		10-5-0						
4-2-0		0-0-0		0-0-0		HOME		0-0-0		0-0-0		4-2-0						
6-3-0		0-0-0		0-0-0		AWAY		0-0-0		0-0-0		6-3-0						
0-0-0		0-0-0		0-0-0		NEUTRAL		0-0-0		0-0-0		0-0-0						
RPI	S	Opponent		Score		RPI	S	Opponent		Score		RPI	S	Opponent		Score		
14	A	Texas Tech		7	6							129	N	San Diego		1	10	
14	A	Texas Tech		2	14							129	N	San Diego		1	5	
23	A	Arizona		8	11							131	A	Baylor		9	5	
23	A	Arizona		7	8							131	A	Baylor		7	4	
												140	H	SFA		7	6	
												140	H	SFA		2	8	
												140	H	SFA		4	5	
												140	H	SFA		7	14	
												162	H	Utah Valley		7	4	
												162	H	Utah Valley		1	6	
												162	H	Utah Valley		4	7	
												171	A	Grand Canyon		7	6	
												171	A	Grand Canyon		5	4	
												171	A	Grand Canyon		4	3	
												188	A	UC Riverside		2	8	
												188	A	UC Riverside		4	2	
												188	A	UC Riverside		6	5	
												238	H	Towson		9	8	
												238	H	Towson		8	5	
												238	H	Towson		17	3	
												253	A	CSU Bakersfield		5	4	
												253	A	CSU Bakersfield		6	7	
												253	A	CSU Bakersfield		2	8	
												267	H	Maine		7	3	
												267	H	Maine		1	3	
												267	H	Maine		3	2	
												267	H	Maine		3	13	
LAST 15 GAMES																		
54	A	New Mexico		4	10	162	H	Utah Valley		7	4							
253	A	CSU Bakersfield		2	8	171	A	Grand Canyon		7	6							
253	A	CSU Bakersfield		5	4	171	A	Grand Canyon		4	3							
253	A	CSU Bakersfield		6	7													
23	A	Arizona		7	8													

Non-Div. I Games:

New Mexico St.

162 H Utah Valley	1	6
162 H Utah Valley	4	7

RPI	S	Opponent	Score	
274	A	UTRGV	3	9
274	A	UTRGV	12	3
274	A	UTRGV	7	3
291	H	Chicago St.	8	2
291	H	Chicago St.	11	4
291	H	Chicago St.	17	5

New Mexico St.

N  
e  
w  
M  
e  
x  
i  
c  
o  
s  
t  
.

N  
e  
w  
M  
e  
x  
i  
c  
o  
s  
t  
.

D  
e  
l  
a  
w  
a  
r  
e

Delaware

189 H Northeastern	0	14
189 H Northeastern	3	6

RPI	S	Opponent	Score	
260	A	Lehigh	7	16
278	A	La Salle	4	2
278	H	La Salle	22	1
292	A	Delaware St.	19	8
292	H	Delaware St.	8	3
292	H	Delaware St.	4	2

Delaware

D  
e  
l  
a  
w  
a  
r  
e

D  
e  
l  
a  
w  
a  
r  
e



Average RPI Win:	223	WON-LOST	WINNING	LAST 15	STRENGTH OF	OPP. STRENGTH	TEAM	ADJ	CONF.	ADJ CONF.			
Average RPI Loss:	167	RECORD	PCT. RANK	GAMES	SCHEDULE	OF SCHEDULE	RPI	RPI	RPI	RPI			
DIV. I ONLY	22-23-0	.48889	154	11-4-0	233	232	177	.486	177	29	29		
DIV. I NON-CONF.	11-18-0	.37931	225	2-1-0	266	167	233	.45392	232	29	29		
<hr/>													
TOTALS	RPI 1-25	RPI 26-50		W-L RECORDS		RPI 51-100		RPI 101-150		RPI 150+			
22-23-0	0-0-0	0-0-0		OVERALL		1-4-0		3-5-0		18-14-0			
5-6-0	0-0-0	0-0-0		HOME		0-2-0		1-0-0		4-4-0			
16-16-0	0-0-0	0-0-0		AWAY		1-2-0		2-5-0		13-9-0			
1-1-0	0-0-0	0-0-0		NEUTRAL		0-0-0		0-0-0		1-1-0			
<hr/>													
11-18-0	0-0-0	0-0-0		NON-CONFERENCE		1-4-0		1-3-0		9-11-0			
3-4-0	0-0-0	0-0-0		HOME		0-2-0		1-0-0		2-2-0			
7-13-0	0-0-0	0-0-		AWAY		1-2-0		0-3-0		6-8-0			
1-1-0	0-0-0	0-0-0		NEUTRAL		0-0-0		0-0-0		1-1-0			
<hr/>													
11-5-0	0-0-0	0-0-0		CONFERENCE		0-0-0		2-2-0		9-3-0			
2-2-0	0-0-0	0-0-0		HOME		0-0-0		0-0-0		2-2-0			
9-3-0	0-0-0	0-0-0		AWAY		0-0-0		2-2-0		7-1-0			
0-0-0	0-0-0	0-0-0		NEUTRAL		0-0-0		0-0-0		0-0-0			
<hr/>													
RPI	S	Opponent	Score	RPI	S	Opponent	Score	RPI	S	Opponent	Score		
				57 H UConn				1	5	124 A William & Mary		5	6
				70 A Long Beach St.				1	7	124 A William & Mary		11	12
				70 A Long Beach St.				1	2	124 A William & Mary		5	8
				70 A Long Beach St.				3	2	134 H Rhode Island		5	3
				74 H Hartford				4	8	145 A Navy		4	2
										145 A Navy		2	4
										145 A Navy		0	9
										145 A Navy		3	1
										151 A Furman		4	7
										151 A Furman		2	5
										151 A Furman		10	7
										172 A South Fla.		3	4
										172 A South Fla.		2	3
										172 A South Fla.		2	3
										195 H UMass Lowell		2	5
						200 A Yale		8	1				
						200 A Yale		5	10				
						200 A Yale		4	2				
						218 H Harvard		11	4				
						225 N Penn		5	3				
						225 N Penn		3	4				
						231 A Dartmouth		1	2				
						235 H Army West Point		0	3				
						235 H Army West Point		1	6				
						235 H Army West Point		6	3				
						235 H Army West Point		6	2				
						245 A Siena		9	6				
<hr/>													
LAST 15 GAMES													
57 H UConn				1	5	235 H Army West Point				6	2		
281 A Bucknell				12	10	235 H Army West Point				1	6		
281 A Bucknell				5	3	235 H Army West Point				6	3		
281 A Bucknell				10	6								
281 A Bucknell				3	0								

Non-Div. I Games:

Holy Cross

245	A	Siena	9	6
235	H	Army West Point	0	3

RPI	S	Opponent	Score	
257	A	Brown	1	2
257	A	Brown	9	0
257	H	Brown	0	3
257	H	Brown	12	11
260	A	Lehigh	6	1
260	A	Lehigh	12	3
260	A	Lehigh	5	4
260	A	Lehigh	4	5
277	A	Massachusetts	6	3
281	A	Bucknell	3	0
281	A	Bucknell	10	6
281	A	Bucknell	5	3
281	A	Bucknell	12	10

Average RPI Win: 225		WON-LOST	WINNING	LAST 15	STRENGTH OF		OPP. STRENGTH	TEAM	ADJ		CONF.	ADJ CONF.		
Average RPI Loss: 146		RECORD	PCT. RANK	GAMES	SCHEDULE		OF SCHEDULE	RPI	RPI		RPI	RPI		
DIV. I ONLY		16-20-0	.44444	197	8-7-0		201	259	178	.48544	178	20	20	
DIV. I NON-CONF.		11-13-0	.45833	169	4-2-0		242	270	196	.47651	196	21	20	
TOTALS		RPI 1-25	RPI 26-50		W-L RECORDS		RPI 51-100		RPI 101-150		RPI 150+			
16-20-0		0-3-0	0-0-0		OVERALL		2-4-0		0-3-0		14-10-0			
6-3-0		0-0-0	0-0-0		HOME		0-0-0		0-0-0		6-3-0			
10-17-0		0-3-0	0-0-0		AWAY		2-4-0		0-3-0		8-7-0			
0-0-0		0-0-0	0-0-0		NEUTRAL		0-0-0		0-0-0		0-0-0			
11-13-0		0-3-0	0-0-0		NON-CONFERENCE		1-2-0		0-0-0		10-8-0			
4-2-0		0-0-0	0-0-0		HOME		0-0-0		0-0-0		4-2-0			
7-11-0		0-3-0	0-0-		AWAY		1-2-0		0-0-0		6-6-0			
0-0-0		0-0-0	0-0-0		NEUTRAL		0-0-0		0-0-0		0-0-0			
5-7-0		0-0-0	0-0-0		CONFERENCE		1-2-0		0-3-0		4-2-0			
2-1-0		0-0-0	0-0-0		HOME		0-0-0		0-0-0		2-1-0			
3-6-0		0-0-0	0-0-0		AWAY		1-2-0		0-3-0		2-1-0			
0-0-0		0-0-0	0-0-0		NEUTRAL		0-0-0		0-0-0		0-0-0			
RPI	S	Opponent	Score		RPI	S	Opponent	Score		RPI	S	Opponent	Score	
3	A	South Carolina	1	10						74	A	Hartford	3	6
3	A	South Carolina	1	8						74	A	Hartford	6	7
3	A	South Carolina	2	6						74	A	Hartford	9	5
										75	A	Western Ky.	2	12
										75	A	Western Ky.	3	5
										75	A	Western Ky.	7	4
											</			

Non-Div. I Games:

Albany (NY)

294	H	Saint Peter's	17	5
294	H	Saint Peter's	5	0

A  
l  
b  
a  
n  
y  
(  
N  
Y  
)

A  
l  
b  
a  
n  
y  
(  
N  
Y  
)

Average RPI Win: 168		WON-LOST	WINNING	LAST 15	STRENGTH OF		OPP. STRENGTH	TEAM	ADJ		CONF.	ADJ CONF.		
Average RPI Loss: 118		RECORD	PCT. RANK	GAMES	SCHEDULE		OF SCHEDULE	RPI	RPI		RPI	RPI		
DIV. I ONLY		15-24-0	.38462	227	2-12-0		91	206	180		.48346	179		
DIV. I NON-CONF.		13-11-0	.54167	128	1-1-0		120	259	134		.5078	134		
TOTALS		RPI 1-25	RPI 26-50		W-L RECORDS		RPI 51-100		RPI 101-150		RPI 150+			
15-24-0		0-0-0	0-4-0		OVERALL		1-6-0		4-5-0		10-9-0			
7-12-0		0-0-0	0-4-0		HOME		0-0-0		2-2-0		5-6-0			
7-12-0		0-0-0	0-0-0		AWAY		1-6-0		1-3-0		5-3-0			
1-0-0		0-0-0	0-0-0		NEUTRAL		0-0-0		1-0-0		0-0-0			
13-11-0		0-0-0	0-1-0		NON-CONFERENCE		0-1-0		3-3-0		10-6-0			
7-6-0		0-0-0	0-1-0		HOME		0-0-0		2-2-0		5-3-0			
5-5-0		0-0-0	0-0-		AWAY		0-1-0		0-1-0		5-3-0			
1-0-0		0-0-0	0-0-0		NEUTRAL		0-0-0		1-0-0		0-0-0			
2-13-0		0-0-0	0-3-0		CONFERENCE		1-5-0		1-2-0		0-3-0			
0-6-0		0-0-0	0-3-0		HOME		0-0-0		0-0-0		0-3-0			
2-7-0		0-0-0	0-0-0		AWAY		1-5-0		1-2-0		0-0-0			
0-0-0		0-0-0	0-0-0		NEUTRAL		0-0-0		0-0-0		0-0-0			
RPI	S	Opponent	Score		RPI	S	Opponent	Score		RPI	S	Opponent	Score	
39	H	BYU	1	4	53	A	Gonzaga	1	18	107	H	CSUN	6	5
39	H	BYU	2	8	53	A	Gonzaga	0	3	107	H	CSUN	1	2
39	H	BYU	3	5	53	A	Gonzaga	5	14	107	H	CSUN	1	2
48	H	Oregon St.	6	13	90	A	Oregon	1	10	107	H	CSUN	7	3
					97	A	Loyola Marymount	3	1	109	A	Seattle	3	4
					97	A	Loyola Marymount	1	8	109	N	Seattle	4	3
					97	A	Loyola Marymount	0	3	112	A	Pepperdine	3	2
										112	A	Pepperdine	4	5
										112	A	Pepperdine	0	4
										154	H	Oakland	4	14
										154	H	Oakland	0	4
										154	H	Oakland	10	7
										154	H	Oakland	6	3
										162	A	Utah Valley	8	6
										162	A	Utah Valley	8	9
										162	A	Utah Valley	10	3
										162	A	Utah Valley	4	6
										188	H	UC Riverside	4	3
										188	H	UC Riverside	8	5
										188	H	UC Riverside	10	6
										188	H	UC Riverside	1	4
			LAST 15 GAMES							194	H	Pacific	0	3
112	A	Pepperdine	4	5	53	A	Gonzaga	5	14	194	H	Pacific	6	10
112	A	Pepperdine	3	2	53	A	Gonzaga	0	3	194	H	Pacific	2	3
112	A	Pepperdine	0	4	53	A	Gonzaga	1	18	264	A	UC Davis	7	4
109	N	Seattle	4	3						264	A	UC Davis	9	6
194	H	Pacific	2	3						264	A	UC Davis	12	0

Non-Div. I Games:

Portland

Portland

194 H Pacific	6	10
194 H Pacific	0	3

Through Games Of April 28, 2016

RPI	S	Opponent	Score	
264	A	UC Davis	3	4

Portland

P  
o  
r  
t  
l  
a  
n  
d

P  
o  
r  
t  
l  
a  
n  
d

Average RPI Win:	171	WON-LOST RECORD	WINNING PCT. RANK	LAST 15 GAMES	STRENGTH OF SCHEDULE	OPP. STRENGTH OF SCHEDULE	TEAM RPI	ADJ RPI	CONF. RPI	ADJ CONF. RPI	
Average RPI Loss:	93										
DIV. I ONLY	17-19-0	.47222	175	8-7-0	104	179	179	.48336	180	8	8
DIV. I NON-CONF.	10-14-0	.41667	197	1-2-0	145	170	232	.45377	233	10	10
<hr/>											
TOTALS	RPI 1-25	RPI 26-50		W-L RECORDS		RPI 51-100		RPI 101-150		RPI 150+	
17-19-0	0-0-0	0-4-0		OVERALL		2-6-0		9-8-0		6-1-0	
11-15-0	0-0-0	0-4-0		HOME		2-5-0		6-5-0		3-1-0	
4-3-0	0-0-0	0-0-0		AWAY		0-1-0		1-2-0		3-0-0	
2-1-0	0-0-0	0-0-0		NEUTRAL		0-0-0		2-1-0		0-0-0	
<hr/>											
10-14-0	0-0-0	0-4-0		NON-CONFERENCE		1-4-0		6-5-0		3-1-0	
8-12-0	0-0-0	0-4-0		HOME		1-3-0		4-4-0		3-1-0	
0-1-0	0-0-0	0-0-		AWAY		0-1-0		0-0-0		0-0-0	
2-1-0	0-0-0	0-0-0		NEUTRAL		0-0-0		2-1-0		0-0-0	
<hr/>											
7-5-0	0-0-0	0-0-0		CONFERENCE		1-2-0		3-3-0		3-0-0	
3-3-0	0-0-0	0-0-0		HOME		1-2-0		2-1-0		0-0-0	
4-2-0	0-0-0	0-0-0		AWAY		0-0-0		1-2-0		3-0-0	
0-0-0	0-0-0	0-0-0		NEUTRAL		0-0-0		0-0-0		0-0-0	
<hr/>											
RPI S	Opponent	Score	RPI S	Opponent	Score	RPI S	Opponent	Score	RPI S	Opponent	Score
			26 H	Michigan	0 6	54 H	New Mexico	4 6	107 A	CSUN	1 2
			26 H	Michigan	4 9	54 H	New Mexico	0 18	107 A	CSUN	6 5
			26 H	Michigan	4 5	54 H	New Mexico	1 7	107 A	CSUN	3 9
			26 H	Michigan	3 5	54 H	New Mexico	4 3	110 H	UC Irvine	8 4
						68 H	Cal Poly	2 5	110 H	UC Irvine	4 14
						68 H	Cal Poly	4 5	110 H	UC Irvine	8 5
						68 H	Cal Poly	6 3	113 H	West Virginia	2 9
						97 A	Loyola Marymount	2 13	113 H	West Virginia	6 2
									113 H	West Virginia	4 1
									113 H	West Virginia	1 4
									139 N	San Francisco	9 7
									139 N	San Francisco	11 3
									139 N	San Francisco	4 5
									147 H	Santa Clara	3 2
									147 H	Santa Clara	4 5
									147 H	Santa Clara	1 3
									147 H	Santa Clara	8 1
									264 A	UC Davis	6 5
									264 A	UC Davis	7 2
									264 A	UC Davis	5 0
									291 H	Chicago St.	0 1
									291 H	Chicago St.	4 0
									291 H	Chicago St.	14 0
									291 H	Chicago St.	4 1
			LAST 15 GAMES								
			97 A	Loyola Marymount	2 13	264 A	UC Davis	7 2			
			107 A	CSUN	3 9	264 A	UC Davis	5 0			
			107 A	CSUN	6 5	264 A	UC Davis	6 5			
			107 A	CSUN	1 2						
			68 H	Cal Poly	2 5						

Non-Div. I Games: Hawaii Hilo 11 9 Hawaii Hilo 0 1

Hawaii

68 H Cal Poly	4	5
68 H Cal Poly	6	3

H  
a  
w  
a  
i  
i

H  
a  
w  
a  
i  
i



Average RPI Win:		121	WON-LOST RECORD		WINNING PCT. RANK	LAST 15 GAMES		STRENGTH OF SCHEDULE		OPP. STRENGTH OF SCHEDULE	TEAM RPI	ADJ RPI	CONF. RPI	ADJ CONF. RPI
Average RPI Loss:		87	12-26-0		.31579 264	6-8-0		30		104	181	.48332 181	13	13
DIV. I ONLY			7-16-0		.30435 253	3-4-0		44		67	192	.47817 192	9	9
DIV. I NON-CONF.														
TOTALS		RPI 1-25	RPI 26-50		W-L RECORDS		RPI 51-100		RPI 101-150		RPI 150+			
12-26-0		0-4-0	1-3-0		OVERALL		4-11-0		5-5-0		2-3-0			
8-14-0		0-1-0	0-2-0		HOME		3-7-0		3-2-0		2-2-0			
4-11-0		0-3-0	1-1-0		AWAY		1-4-0		2-2-0		0-1-0			
0-1-0		0-0-0	0-0-0		NEUTRAL		0-0-0		0-1-0		0-0-0			
7-16-0		0-4-0	1-3-0		NON-CONFERENCE		1-5-0		3-2-0		2-2-0			
4-9-0		0-1-0	0-2-0		HOME		1-3-0		1-1-0		2-2-0			
3-6-0		0-3-0	1-0-		AWAY		0-2-0		2-0-0		0-0-0			
0-1-0		0-0-0	0-0-0		NEUTRAL		0-0-0		0-1-0		0-0-0			
5-10-0		0-0-0	0-0-0		CONFERENCE		3-6-0		2-3-0		0-1-0			
4-5-0		0-0-0	0-0-0		HOME		2-4-0		2-1-0		0-0-0			
1-5-0		0-0-0	0-0-0		AWAY		1-2-0		0-2-0		0-1-0			
0-0-0		0-0-0	0-0-0		NEUTRAL		0-0-0		0-0-0		0-0-0			
RPI S	Opponent	Score	RPI S	Opponent	Score	RPI S	Opponent	Score	RPI S	Opponent	Score	RPI S	Opponent	Score
14 A	Texas Tech	1 3	32 H	Bryant	2 10	54 A	New Mexico	10 9	110 A	UC Irvine	4 2			
14 A	Texas Tech	2 7	37 H	Kentucky	0 6	54 A	New Mexico	7 13	110 H	UC Irvine	5 1			
14 A	Texas Tech	0 10	48 A	Oregon St.	6 5	54 A	New Mexico	5 10	129 A	San Diego	7 3			
23 H	Arizona	3 7	48 A	Oregon St.	6 9	54 H	New Mexico	11 6	129 H	San Diego	2 4			
						54 H	New Mexico	3 5	129 N	San Diego	6 9			
						54 H	New Mexico	2 4	141 H	UNLV	4 2			
						60 A	Cal St. Fullerton	1 8	141 H	UNLV	9 7			
						70 A	Long Beach St.	2 4	141 H	UNLV	6 7			
						70 H	Long Beach St.	6 5	142 A	Nevada	5 6			
						81 H	Fresno St.	5 10	142 A	Nevada	2 3			
						81 H	Fresno St.	2 3	174 A	Air Force	13 17			
						81 H	Fresno St.	5 4	188 H	UC Riverside	2 3			
						90 H	Oregon	2 8	254 H	Northwestern	15 10			
						90 H	Oregon	3 4	254 H	Northwestern	11 6			
						90 H	Oregon	5 10	254 H	Northwestern	7 13			
LAST 15 GAMES														
70 A	Long Beach St.	2 4	14 A	Texas Tech	1 3									
54 A	New Mexico	10 9	129 A	San Diego	7 3									
54 A	New Mexico	7 13	141 H	UNLV	4 2									
54 A	New Mexico	5 10												
110 H	UC Irvine	5 1												

Non-Div. I Games:

San Diego St.

14	A	Texas Tech	2	7
14	A	Texas Tech	0	10

Average RPI Win:		180	WON-LOST RECORD		WINNING PCT. RANK		LAST 15 GAMES		STRENGTH OF SCHEDULE		OPP. STRENGTH OF SCHEDULE		TEAM RPI		ADJ RPI		CONF. RPI		ADJ CONF. RPI				
DIV. I ONLY			19-20-0		.48718	162	8-7-0		216		114		182		.48307	182	12		12				
DIV. I NON-CONF.			10-9-0		.52632	136	2-1-0		223		163		173		.48959	171	12		12				
TOTALS		RPI 1-25		RPI 26-50			W-L RECORDS			RPI 51-100			RPI 101-150			RPI 150+							
19-20-0		0-1-0		0-3-0			OVERALL			2-1-0			8-9-0			9-6-0							
11-7-0		0-0-0		0-3-0			HOME			0-0-0			8-3-0			3-1-0							
7-12-0		0-1-0		0-0-0			AWAY			2-1-0			0-6-0			5-4-0							
1-1-0		0-0-0		0-0-0			NEUTRAL			0-0-0			0-0-0			1-1-0							
10-9-0		0-1-0		0-0-0			NON-CONFERENCE			0-0-0			6-7-0			4-1-0							
7-2-0		0-0-0		0-0-0			HOME			0-0-0			6-2-0			1-0-0							
2-6-0		0-1-0		0-0-			AWAY			0-0-0			0-5-0			2-0-0							
1-1-0		0-0-0		0-0-0			NEUTRAL			0-0-0			0-0-0			1-1-0							
9-11-0		0-0-0		0-3-0			CONFERENCE			2-1-0			2-2-0			5-5-0							
4-5-0		0-0-0		0-3-0			HOME			0-0-0			2-1-0			2-1-0							
5-6-0		0-0-0		0-0-0			AWAY			2-1-0			0-1-0			3-4-0							
0-0-0		0-0-0		0-0-0			NEUTRAL			0-0-0			0-0-0			0-0-0							
RPI	S	Opponent		Score		RPI	S	Opponent		Score		RPI	S	Opponent		Score							
4	A	Texas A&M		2	3	42	H	Lamar		0	8	77	A	McNeese St.		3	2	103	A	UT Arlington		0	10
						42	H	Lamar		6	8	77	A	McNeese St.		7	5	107	A	CSUN		2	7
						42	H	Lamar		1	3	77	A	McNeese St.		6	12	107	A	CSUN		0	2
																		107	A	CSUN		1	7
																		107	A	CSUN		3	6
																		132	H	Utah		2	1
																		132	H	Utah		4	1
																		132	H	Utah		0	2
																		132	H	Utah		7	3
																		136	H	Binghamton		9	11
																		136	H	Binghamton		4	3
																		136	H	Binghamton		8	5
																		136	H	Binghamton		11	4
																		140	A	SFA		7	8
																		140	H	SFA		6	2
																		140	H	SFA		3	15
																		140	H	SFA		12	1
																		169	A	Central Ark.		0	11
																		169	A	Central Ark.		7	8
																		169	A	Central Ark.		3	2
																		191	N	Washington St.		9	5
																		191	N	Washington St.		2	3
																		203	A	Abilene Christian		4	1
																		203	A	Abilene Christian		0	9
																		203	A	Abilene Christian		3	2
																		226	A	A&M-Corpus Christi		4	5
																		270	H	Incarnate Word		3	1
				LAST 15 GAMES																			
						297	A	Prairie View		21	17	103	A	UT Arlington		0	10	203	A	Abilene Christian		4	1
						42	H	Lamar		6	8	203	A	Abilene Christian		4	1	203	A	Abilene Christian		0	9
						42	H	Lamar		0	8	203	A	Abilene Christian		0	9	203	A	Abilene Christian		3	2
						42	H	Lamar		1	3							226	A	A&M-Corpus Christi		4	5
						140	H	SFA		3	15							270	H	Incarnate Word		3	1

Non-Div. I Games:

Houston Baptist

140 H SFA	12	1
140 H SFA	6	2

RPI	S	Opponent	Score	
270	H	Incarnate Word	2	0
270	H	Incarnate Word	2	3
274	A	UTRGV	6	2
297	A	Prairie View	21	17
297	H	Prairie View	5	3

Houston Baptist

H  
o  
u  
s  
t  
o  
n  
B  
a  
p  
t  
i  
s  
t

H  
o  
u  
s  
t  
o  
n  
B  
a  
p  
t  
i  
s  
t

Average RPI Win: 216		WON-LOST	WINNING	LAST 15	STRENGTH OF		OPP. STRENGTH	TEAM	ADJ		CONF.	ADJ CONF.
Average RPI Loss: 153		RECORD	PCT. RANK	GAMES	SCHEDULE		OF SCHEDULE	RPI	RPI		RPI	RPI
DIV. I ONLY		21-20-0	.5122	137	7-8-0		223	209	183		.48238	183
DIV. I NON-CONF.		14-12-0	.53846	131	2-3-0		288	232	228		.45672	228
TOTALS		RPI 1-25	RPI 26-50		W-L RECORDS		RPI 51-100		RPI 101-150		RPI 150+	
21-20-0		0-4-0	0-0-0		OVERALL		0-1-0		4-5-0		17-10-0	
12-5-0		0-0-0	0-0-0		HOME		0-0-0		2-2-0		10-3-0	
6-13-0		0-4-0	0-0-0		AWAY		0-0-0		2-3-0		4-6-0	
3-2-0		0-0-0	0-0-0		NEUTRAL		0-1-0		0-0-0		3-1-0	
14-12-0		0-1-0	0-0-0		NON-CONFERENCE		0-1-0		1-2-0		13-8-0	
7-4-0		0-0-0	0-0-0		HOME		0-0-0		0-1-0		7-3-0	
4-6-0		0-1-0	0-0-		AWAY		0-0-0		1-1-0		3-4-0	
3-2-0		0-0-0	0-0-0		NEUTRAL		0-1-0		0-0-0		3-1-0	
7-8-0		0-3-0	0-0-0		CONFERENCE		0-0-0		3-3-0		4-2-0	
5-1-0		0-0-0	0-0-0		HOME		0-0-0		2-1-0		3-0-0	
2-7-0		0-3-0	0-0-0		AWAY		0-0-0		1-2-0		1-2-0	
0-0-0		0-0-0	0-0-0		NEUTRAL		0-0-0		0-0-0		0-0-0	
RPI S	Opponent	Score	RPI S	Opponent	Score	RPI S	Opponent	Score	RPI S	Opponent	Score	
11 A	Coastal Caro.	2 5				76 N	Michigan St.	5 11	115 A	Western Caro.	9 10	
11 A	Coastal Caro.	3 12							127 A	Wofford	6 5	
11 A	Coastal Caro.	2 4							127 H	Wofford	4 8	
12 A	Clemson	4 8							133 A	Gardner-Webb	1 3	
									133 A	Gardner-Webb	0 14	
									133 A	Gardner-Webb	3 0	
									135 H	Liberty	9 8	
									135 H	Liberty	9 7	
									135 H	Liberty	2 4	
									151 A	Furman	8 9	
									151 A	Furman	6 8	
									151 H	Furman	8 10	
									163 H	Winthrop	9 3	
									163 H	Winthrop	2 1	
									163 H	Winthrop	4 3	
									197 N	Fordham	7 1	
									202 N	Omaha	11 1	
									221 A	The Citadel	7 6	
									221 A	The Citadel	1 2	
									221 A	The Citadel	2 7	
									236 A	USC Upstate	6 5	
									238 H	Towson	11 5	
									238 H	Towson	6 2	
									238 H	Towson	7 5	
									261 N	Bowling Green	6 5	
									261 N	Bowling Green	1 6	
									269 H	N.C. Central	15 6	
			LAST 15 GAMES									
			284 H	N.C. A&T	3 5	11 A	Coastal Caro.	2 4				
			151 A	Furman	6 8	11 A	Coastal Caro.	2 5				
			135 H	Liberty	9 8	151 H	Furman	8 10				
			135 H	Liberty	9 7							
			135 H	Liberty	2 4							

Non-Div. I Games:

Presbyterian

284	A	N.C. A&T	10	6
11	A	Coastal Caro.	3	12

RPI	S	Opponent	Score	
278	H	La Salle	10	3
278	H	La Salle	3	6
278	H	La Salle	6	0
284	A	N.C. A&T	10	6
284	H	N.C. A&T	3	5
286	A	UNC Asheville	4	7
286	A	UNC Asheville	13	8
286	A	UNC Asheville	9	22
287	H	Savannah St.	16	1

P  
r  
e  
s  
b  
y  
t  
e  
r  
i  
a  
n

P  
r  
e  
s  
b  
y  
t  
e  
r  
i  
a  
n

C  
a  
n  
i  
s  
i  
u  
s

Canisius

262	A	Buffalo	3	1
220	A	Rider	15	5

RPI	S	Opponent	Score	
262	H	Buffalo	4	5
262	H	Buffalo	9	5
271	H	Iona	10	0
271	H	Iona	10	0
271	H	Iona	7	6
278	A	La Salle	3	4
294	H	Saint Peter's	9	0
294	H	Saint Peter's	11	7
294	H	Saint Peter's	8	7

Canisius

C  
a  
n  
i  
s  
i  
u  
s

C  
a  
n  
i  
s  
i  
u  
s



Average RPI Win: 236		WON-LOST	WINNING	LAST 15	STRENGTH OF		OPP. STRENGTH	TEAM	ADJ	CONF.	ADJ CONF.
Average RPI Loss: 121		RECORD	PCT. RANK	GAMES	SCHEDULE		OF SCHEDULE	RPI	RPI	RPI	RPI
DIV. I ONLY		21-18-0	.53846	120	12-3-0		275	192	185	.48162	185
DIV. I NON-CONF.		11-16-0	.40741	207	3-3-0		170	166	175	.48636	175
TOTALS		RPI 1-25	RPI 26-50		W-L RECORDS		RPI 51-100		RPI 101-150		RPI 150+
21-18-0		0-5-0	0-0-0		OVERALL		0-2-0		1-1-0		20-10-0
9-4-0		0-0-0	0-0-0		HOME		0-1-0		1-0-0		8-3-0
9-14-0		0-5-0	0-0-0		AWAY		0-1-0		0-1-0		9-7-0
3-0-0		0-0-0	0-0-0		NEUTRAL		0-0-0		0-0-0		3-0-0
11-16-0		0-5-0	0-0-0		NON-CONFERENCE		0-2-0		1-1-0		10-8-0
5-2-0		0-0-0	0-0-0		HOME		0-1-0		1-0-0		4-1-0
3-14-0		0-5-0	0-0-		AWAY		0-1-0		0-1-0		3-7-0
3-0-0		0-0-0	0-0-0		NEUTRAL		0-0-0		0-0-0		3-0-0
10-2-0		0-0-0	0-0-0		CONFERENCE		0-0-0		0-0-0		10-2-0
4-2-0		0-0-0	0-0-0		HOME		0-0-0		0-0-0		4-2-0
6-0-0		0-0-0	0-0-0		AWAY		0-0-0		0-0-0		6-0-0
0-0-0		0-0-0	0-0-0		NEUTRAL		0-0-0		0-0-0		0-0-0
RPI S	Opponent	Score	RPI S	Opponent	Score	RPI S	Opponent	Score	RPI S	Opponent	Score
8 A	North Carolina St.	2 4				57 A	UConn	1 2	138 A	Sacred Heart	8 9
8 A	North Carolina St.	0 4				74 H	Hartford	3 6	138 H	Sacred Heart	5 4
13 A	North Carolina	2 10							155 A	St. John's (NY)	7 11
13 A	North Carolina	3 4							160 A	Charlotte	3 2
13 A	North Carolina	0 11							160 A	Charlotte	2 6
									160 A	Charlotte	7 8
									173 H	Stony Brook	14 9
									176 A	Delaware	6 22
									176 A	Delaware	3 4
									176 A	Delaware	6 11
									178 H	Albany (NY)	5 4
									197 A	Fordham	8 5
									200 A	Yale	1 2
									200 A	Yale	2 1
									218 H	Harvard	1 7
									218 H	Harvard	8 6
									220 H	Rider	13 1
									220 H	Rider	3 6
									220 H	Rider	6 7
									224 H	Niagara	3 2
									224 H	Niagara	9 3
									224 H	Niagara	4 2
									229 H	Hofstra	5 4
									271 A	Iona	2 1
									271 A	Iona	7 1
									271 A	Iona	8 7
									292 N	Delaware St.	8 2
			LAST 15 GAMES								
			173 H	Stony Brook	14 9	224 H	Niagara	4 2			
			138 H	Sacred Heart	5 4	224 H	Niagara	9 3			
			294 A	Saint Peter's	8 3	224 H	Niagara	3 2			
			294 A	Saint Peter's	11 3						
			294 A	Saint Peter's	12 2						

Non-Div. I Games:

Fairfield

138	A	Sacred Heart	8	9
197	A	Fordham	8	5

RPI	S	Opponent	Score	
292	N	Delaware St.	14	1
292	N	Delaware St.	17	3
294	A	Saint Peter's	8	3
294	A	Saint Peter's	11	3
294	A	Saint Peter's	12	2

Average RPI Win:	113	WON-LOST RECORD	WINNING PCT. RANK	LAST 15 GAMES	STRENGTH OF SCHEDULE	OPP. STRENGTH OF SCHEDULE	TEAM RPI	ADJ RPI	CONF. RPI	ADJ CONF. RPI			
DIV. I ONLY		13-27-0	.325	258	5-10-0	51	177	186	.48021	186	13	13	
DIV. I NON-CONF.		8-11-0	.42105	194	3-2-0	50	147	153	.49665	153	9	9	
<hr/>													
TOTALS	RPI 1-25	RPI 26-50		W-L RECORDS		RPI 51-100		RPI 101-150		RPI 150+			
13-27-0	0-0-0	0-1-0		OVERALL		7-13-0		3-8-0		3-5-0			
8-12-0	0-0-0	0-1-0		HOME		4-6-0		2-4-0		2-1-0			
5-15-0	0-0-0	0-0-0		AWAY		3-7-0		1-4-0		1-4-0			
0-0-0	0-0-0	0-0-0		NEUTRAL		0-0-0		0-0-0		0-0-0			
<hr/>													
8-11-0	0-0-0	0-1-0		NON-CONFERENCE		4-4-0		2-6-0		2-0-0			
5-7-0	0-0-0	0-1-0		HOME		2-2-0		2-4-0		1-0-0			
3-4-0	0-0-0	0-0-		AWAY		2-2-0		0-2-0		1-0-0			
0-0-0	0-0-0	0-0-0		NEUTRAL		0-0-0		0-0-0		0-0-0			
<hr/>													
5-16-0	0-0-0	0-0-0		CONFERENCE		3-9-0		1-2-0		1-5-0			
3-5-0	0-0-0	0-0-0		HOME		2-4-0		0-0-0		1-1-0			
2-11-0	0-0-0	0-0-0		AWAY		1-5-0		1-2-0		0-4-0			
0-0-0	0-0-0	0-0-0		NEUTRAL		0-0-0		0-0-0		0-0-0			
<hr/>													
RPI	S	Opponent	Score	RPI	S	Opponent	Score	RPI	S	Opponent	Score		
				26	H	Michigan	5	6	54	A	New Mexico	6	9
				54	A	New Mexico	2	3	110	H	UC Irvine	2	3
				54	A	New Mexico	1	11	110	H	UC Irvine	8	5
				54	H	New Mexico	9	8	110	H	UC Irvine	0	11
				54	H	New Mexico	2	6	139	A	San Francisco	3	4
				54	H	New Mexico	3	10	139	H	San Francisco	3	6
				68	A	Cal Poly	9	7	141	A	UNLV	1	2
				68	A	Cal Poly	4	7	141	A	UNLV	11	6
				68	A	Cal Poly	8	5	141	A	UNLV	2	4
				81	A	Fresno St.	6	8	147	A	Santa Clara	5	8
				81	A	Fresno St.	0	6	147	H	Santa Clara	4	7
				81	A	Fresno St.	7	5	174	A	Air Force	7	13
				81	H	Fresno St.	4	13	174	A	Air Force	7	8
				81	H	Fresno St.	4	9	174	A	Air Force	4	12
				81	H	Fresno St.	3	2	174	A	Air Force	3	9
				91	A	Stanford	0	10	174	H	Air Force	9	5
				91	H	Stanford	10	9	174	H	Air Force	2	7
				97	H	Loyola Marymount	4	13	194	A	Pacific	9	7
				97	H	Loyola Marymount	3	4	194	H	Pacific	8	7
				97	H	Loyola Marymount	8	5					
<hr/>													
LAST 15 GAMES													
194	A	Pacific	9	7	54	H	New Mexico	9	8				
81	A	Fresno St.	7	5	91	A	Stanford	0	10				
81	A	Fresno St.	6	8	174	A	Air Force	7	8				
81	A	Fresno St.	0	6									
139	A	San Francisco	3	4									

Non-Div. I Games:

San Jose St.

54 H New Mexico	3	10
54 H New Mexico	2	6

S  
a  
n  
J  
o  
s  
e  
S  
t  
.

S  
a  
n  
J  
o  
s  
e  
S  
t  
.

Average RPI Win:	200	WON-LOST	WINNING	LAST 15	STRENGTH OF	OPP. STRENGTH	TEAM	ADJ	CONF.	ADJ CONF.	
Average RPI Loss:	147	RECORD	PCT. RANK	GAMES	SCHEDULE	OF SCHEDULE	RPI	RPI	RPI	RPI	
DIV. I ONLY	19-23-0	.45238	190	7-8-0	185	249	187	.47995	187	19	19
DIV. I NON-CONF.	15-18-0	.45455	172	3-3-0	142	258	162	.49183	161	18	18
<hr/>											
TOTALS	RPI 1-25	RPI 26-50		W-L RECORDS		RPI 51-100		RPI 101-150		RPI 150+	
19-23-0	0-0-0	1-6-0		OVERALL		1-3-0		1-3-0		16-11-0	
8-6-0	0-0-0	0-0-0		HOME		1-3-0		0-1-0		7-2-0	
7-15-0	0-0-0	1-6-0		AWAY		0-0-0		1-2-0		5-7-0	
4-2-0	0-0-0	0-0-0		NEUTRAL		0-0-0		0-0-0		4-2-0	
15-18-0	0-0-0	1-6-0		NON-CONFERENCE		1-3-0		1-3-0		12-6-0	
6-5-0	0-0-0	0-0-0		HOME		1-3-0		0-1-0		5-1-0	
5-11-0	0-0-0	1-0-		AWAY		0-0-0		1-2-0		3-3-0	
4-2-0	0-0-0	0-0-0		NEUTRAL		0-0-0		0-0-0		4-2-0	
4-5-0	0-0-0	0-0-0		CONFERENCE		0-0-0		0-0-0		4-5-0	
2-1-0	0-0-0	0-0-0		HOME		0-0-0		0-0-0		2-1-0	
2-4-0	0-0-0	0-0-0		AWAY		0-0-0		0-0-0		2-4-0	
0-0-0	0-0-0	0-0-0		NEUTRAL		0-0-0		0-0-0		0-0-0	
RPI	S	Opponent	Score	RPI	S	Opponent	Score	RPI	S	Opponent	Score
				30	A	Wake Forest	1 3	95	H	Princeton	0 4
				35	A	Fla. Atlantic	2 14	95	H	Princeton	4 8
				35	A	Fla. Atlantic	0 6	95	H	Princeton	4 3
				35	A	Fla. Atlantic	13 11	95	H	Princeton	3 7
				44	A	UNCG	9 17			145	H Navy
				44	A	UNCG	4 8			155	A St. John's (NY)
				44	A	UNCG	4 5			155	A St. John's (NY)
										155	A St. John's (NY)
										170	H Xavier
										170	H Xavier
										170	H Xavier
										191	A Davidson
										191	A Davidson
										191	A Davidson
										200	H Yale
										208	H UMBC
										208	N UMBC
										209	A George Washington
										209	H George Washington
										225	N Penn
										225	N Penn
										225	N Penn
				LAST 15 GAMES						233	N VMI
				293	H	UMES	7 5	170	H	Xavier	9 1
				293	H	UMES	4 9	170	H	Xavier	5 8
				280	A	Butler	6 12	283	H	George Mason	12 5
				280	A	Butler	3 1			280	A Butler
				280	A	Butler	2 3			280	A Butler
										283	A George Mason

Non-Div. I Games: Moravian 8 1

Georgetown

209	H	George Washington	2	1
170	H	Xavier	4	3

RPI	S	Opponent	Score	
283	H	George Mason	12	5
293	H	UMES	7	5
293	H	UMES	4	9
300	A	Coppin St.	5	4

Georgetown

G  
e  
o  
r  
g  
e  
t  
o  
w  
n

G  
e  
o  
r  
g  
e  
t  
o  
w  
n

Average RPI Win:		145	WON-LOST RECORD		WINNING PCT. RANK	LAST 15 GAMES	STRENGTH OF SCHEDULE		OPP. STRENGTH OF SCHEDULE	TEAM RPI	ADJ RPI	CONF. RPI	ADJ CONF. RPI								
Average RPI Loss:		137																			
DIV. I ONLY			18-20-0		.47368	172	8-7-0		222	48	188	.47954	188	8	8						
DIV. I NON-CONF.			13-16-0		.44828	181	3-3-0		244	17	203	.47306	203	10	10						
TOTALS		RPI 1-25		RPI 26-50		W-L RECORDS		RPI 51-100		RPI 101-150		RPI 150+									
18-20-0		1-1-0		2-2-0		OVERALL		2-2-0		6-8-0		7-7-0									
10-10-0		0-0-0		2-2-0		HOME		2-1-0		3-4-0		3-3-0									
8-10-0		1-1-0		0-0-0		AWAY		0-0-0		3-4-0		4-4-0									
0-0-0		0-0-0		0-0-0		NEUTRAL		0-0-0		0-0-0		0-0-0									
13-16-0		1-1-0		2-2-0		NON-CONFERENCE		0-1-0		5-6-0		5-6-0									
6-8-0		0-0-0		2-2-0		HOME		0-0-0		3-4-0		1-2-0									
7-8-0		1-1-0		0-0-		AWAY		0-1-0		2-2-0		4-4-0									
0-0-0		0-0-0		0-0-0		NEUTRAL		0-0-0		0-0-0		0-0-0									
5-4-0		0-0-0		0-0-0		CONFERENCE		2-1-0		1-2-0		2-1-0									
4-2-0		0-0-0		0-0-0		HOME		2-1-0		0-0-0		2-1-0									
1-2-0		0-0-0		0-0-0		AWAY		0-0-0		1-2-0		0-0-0									
0-0-0		0-0-0		0-0-0		NEUTRAL		0-0-0		0-0-0		0-0-0									
RPI	S	Opponent		Score		RPI	S	Opponent		Score		RPI	S	Opponent		Score					
23	A	Arizona		3	4	43	H	Washington		1	2	70	H	Long Beach St.		4	3				
23	A	Arizona		6	5	43	H	Washington		8	5	70	H	Long Beach St.		7	10				
						43	H	Washington		6	5	70	H	Long Beach St.		14	13				
						43	H	Washington		4	17	97	A	Loyola Marymount		1	2				
														San Diego		5	4				
														San Diego		3	2				
														Utah		5	3				
														Utah		8	9				
														Utah		0	4				
														UNLV		4	5				
														UNLV		2	4				
														Kansas St.		6	3				
														Kansas St.		1	8				
														Kansas St.		0	1				
														Kansas St.		6	3				
														New Mexico St.		5	6				
														New Mexico St.		8	2				
														New Mexico St.		2	4				
														Portland		4	1				
														Portland		6	10				
														Portland		3	4				
														Portland		5	8				
														San Diego St.		3	2				
														CSU Bakersfield		8	4				
														CSU Bakersfield		7	3				
														CSU Bakersfield		2	8				
														UC Davis		8	5				
														UC Davis		5	3				
				LAST 15 GAMES																	
				129	H	San Diego		3	2	132	A	Utah		0	4	253	A	CSU Bakersfield		8	4
				70	H	Long Beach St.		7	10	110	A	UC Irvine		3	8	253	A	CSU Bakersfield		7	3
				70	H	Long Beach St.		14	13	110	A	UC Irvine		1	2	253	A	CSU Bakersfield		2	8
				70	H	Long Beach St.		4	3							264	H	UC Davis		8	5
				129	A	San Diego		5	4							264	H	UC Davis		5	3

Non-Div. I Games:

UC Riverside

132	A	Utah	5	3
132	A	Utah	8	9

RPI	S	Opponent	Score
264	H	UC Davis	12 13

UC Riverside

U  
C  
R  
i  
v  
e  
r  
s  
i  
d  
e

U  
C  
R  
i  
v  
e  
r  
s  
i  
d  
e



Average RPI Win:	177	WON-LOST RECORD	WINNING PCT. RANK	LAST 15 GAMES	STRENGTH OF SCHEDULE	OPP. STRENGTH OF SCHEDULE	TEAM RPI	ADJ RPI	CONF. RPI	ADJ CONF. RPI		
DIV. I ONLY		19-19-0	.5	142	0-1-0	237	152	189	.4795	189	15	15
DIV. I NON-CONF.		12-12-0	.5	145	0-1-0	286	157	217	.46263	217	15	15
<hr/>												
TOTALS	RPI 1-25	RPI 26-50		W-L RECORDS		RPI 51-100		RPI 101-150		RPI 150+		
19-19-0	0-0-0	2-2-0		OVERALL		0-0-0		3-5-0		14-12-0		
7-8-0	0-0-0	2-1-0		HOME		0-0-0		0-3-0		5-4-0		
10-9-0	0-0-0	0-0-0		AWAY		0-0-0		3-2-0		7-7-0		
2-2-0	0-0-0	0-1-0		NEUTRAL		0-0-0		0-0-0		2-1-0		
12-12-0	0-0-0	0-2-0		NON-CONFERENCE		0-0-0		3-2-0		9-8-0		
4-3-0	0-0-0	0-1-0		HOME		0-0-0		0-0-0		4-2-0		
6-7-0	0-0-0	0-0-		AWAY		0-0-0		3-2-0		3-5-0		
2-2-0	0-0-0	0-1-0		NEUTRAL		0-0-0		0-0-0		2-1-0		
7-7-0	0-0-0	2-0-0		CONFERENCE		0-0-0		0-3-0		5-4-0		
3-5-0	0-0-0	2-0-0		HOME		0-0-0		0-3-0		1-2-0		
4-2-0	0-0-0	0-0-0		AWAY		0-0-0		0-0-0		4-2-0		
0-0-0	0-0-0	0-0-0		NEUTRAL		0-0-0		0-0-0		0-0-0		
RPI	S	Opponent	Score	RPI	S	Opponent	Score	RPI	S	Opponent	Score	
				28	H	UNCW	3 0	106	A	Oklahoma	3 2	
				28	H	UNCW	9 4	106	A	Oklahoma	4 10	
				32	H	Bryant	2 19	106	A	Oklahoma	5 3	
				50	N	Boston College	2 8	106	A	Oklahoma	4 13	
								124	H	William & Mary	5 8	
								124	H	William & Mary	0 3	
								124	H	William & Mary	0 2	
								134	A	Rhode Island	6 2	
								176	A	Delaware	14 0	
								176	A	Delaware	6 3	
								176	A	Delaware	6 1	
								191	A	Washington St.	1 4	
								191	A	Washington St.	5 3	
								191	A	Washington St.	2 7	
								191	A	Washington St.	1 8	
								198	A	James Madison	6 7	
								198	A	James Madison	4 6	
								198	A	James Madison	20 5	
								199	H	Elon	2 3	
								199	H	Elon	0 2	
								199	H	Elon	6 3	
				LAST 15 GAMES				203	A	Abilene Christian	4 3	
				50	N	Boston College	2 8	203	A	Abilene Christian	0 1	
				124	H	William & Mary	0 3	203	A	Abilene Christian	3 2	
				124	H	William & Mary	5 8	203	A	Abilene Christian	3 4	
				124	H	William & Mary	0 2	216	H	Quinnipiac	12 9	
				32	H	Bryant	2 19	218	H	Harvard	3 2	

Non-Div. I Games:

Northeastern

176	A	Delaware	14	0
176	A	Delaware	6	3

RPI	S	Opponent	Score	
242	N	Cornell	6	0
242	N	Cornell	5	7
242	N	Cornell	11	0
262	H	Buffalo	3	6
262	H	Buffalo	8	4
262	H	Buffalo	1	0
277	H	Massachusetts	2	3

Northeastern

N  
o  
r  
t  
h  
e  
a  
s  
t  
e  
r  
n

N  
o  
r  
t  
h  
e  
a  
s  
t  
e  
r  
n

Average RPI Win: 145		WON-LOST	WINNING	LAST 15	STRENGTH OF		OPP. STRENGTH	TEAM	ADJ	CONF.	ADJ CONF.
Average RPI Loss: 87		RECORD	PCT. RANK	GAMES	SCHEDULE		OF SCHEDULE	RPI	RPI	RPI	RPI
DIV. I ONLY		14-28-0	.33333	252	4-11-0		74	42	190	.47914	190
DIV. I NON-CONF.		10-11-0	.47619	160	1-3-0		274	198	239	.45051	238
TOTALS		RPI 1-25	RPI 26-50		W-L RECORDS		RPI 51-100		RPI 101-150		RPI 150+
14-28-0		2-10-0	1-5-0		OVERALL		2-2-0		1-3-0		8-8-0
9-13-0		1-2-0	1-5-0		HOME		1-2-0		0-2-0		6-2-0
4-13-0		1-8-0	0-0-0		AWAY		1-0-0		1-1-0		1-4-0
1-2-0		0-0-0	0-0-0		NEUTRAL		0-0-0		0-0-0		1-2-0
10-11-0		0-0-0	0-0-0		NON-CONFERENCE		1-0-0		1-3-0		8-8-0
6-4-0		0-0-0	0-0-0		HOME		0-0-0		0-2-0		6-2-0
3-5-0		0-0-0	0-0-0		AWAY		1-0-0		1-1-0		1-4-0
1-2-0		0-0-0	0-0-0		NEUTRAL		0-0-0		0-0-0		1-2-0
4-17-0		2-10-0	1-5-0		CONFERENCE		1-2-0		0-0-0		0-0-0
3-9-0		1-2-0	1-5-0		HOME		1-2-0		0-0-0		0-0-0
1-8-0		1-8-0	0-0-0		AWAY		0-0-0		0-0-0		0-0-0
0-0-0		0-0-0	0-0-0		NEUTRAL		0-0-0		0-0-0		0-0-0
RPI S	Opponent	Score	RPI S	Opponent	Score	RPI S	Opponent	Score	RPI S	Opponent	Score
2 A	Louisville	3 9	34 H	Pittsburgh	5 4	55 H	Duke	1 3	115 A	Western Caro.	10 14
2 A	Louisville	4 8	34 H	Pittsburgh	3 8	55 H	Duke	3 2	124 H	William & Mary	8 12
2 A	Louisville	0 13	34 H	Pittsburgh	5 6	55 H	Duke	9 19	135 A	Liberty	11 10
5 H	Miami (FL)	14 3	47 H	Notre Dame	2 6	63 A	Old Dominion	22 1	135 H	Liberty	7 22
5 H	Miami (FL)	2 7	47 H	Notre Dame	2 5				159 H	Campbell	11 8
5 H	Miami (FL)	6 11	47 H	Notre Dame	4 16				159 H	Campbell	1 7
13 A	North Carolina	0 6							176 N	Delaware	6 7
13 A	North Carolina	1 4							210 A	Radford	8 12
13 A	North Carolina	4 3							210 H	Radford	4 3
22 A	Georgia Tech	3 8							210 N	Radford	1 5
22 A	Georgia Tech	4 14							212 N	Manhattan	12 7
22 A	Georgia Tech	8 16							216 H	Quinnipiac	2 4
									216 H	Quinnipiac	13 4
									216 H	Quinnipiac	5 2
									216 H	Quinnipiac	4 3
									221 A	The Citadel	12 0
									221 A	The Citadel	4 5
									221 A	The Citadel	2 4
									233 A	VMI	3 5
									275 H	ETSU	11 0
LAST 15 GAMES											
135 A	Liberty	11 10	34 H	Pittsburgh	5 4						
55 H	Duke	1 3	210 N	Radford	1 5						
55 H	Duke	9 19	13 A	North Carolina	4 3						
55 H	Duke	3 2									
115 A	Western Caro.	10 14									

Non-Div. I Games:

Virginia Tech

34 H Pittsburgh	3	8
34 H Pittsburgh	5	6

V  
i  
r  
g  
i  
n  
i  
a  
T  
e  
c  
h

V  
i  
r  
g  
i  
n  
i  
a  
T  
e  
c  
h

Average RPI Win:	138	WON-LOST	WINNING	LAST 15	STRENGTH OF	OPP. STRENGTH	TEAM	ADJ	CONF.	ADJ CONF.					
Average RPI Loss:	114	RECORD	PCT. RANK	GAMES	SCHEDULE	OF SCHEDULE	RPI	RPI	RPI	RPI					
DIV. I ONLY		13-23-0	.36111	239	5-10-0	76	154	191	.47848	191	4	4			
DIV. I NON-CONF.		7-11-0	.38889	216	0-1-0	151	282	227	.45799	227	3	3			
<hr/>															
TOTALS	RPI 1-25	RPI 26-50		W-L RECORDS		RPI 51-100		RPI 101-150		RPI 150+					
13-23-0	1-2-0	2-1-0		OVERALL		2-9-0		1-2-0		7-9-0					
8-10-0	0-0-0	2-1-0		HOME		1-3-0		1-2-0		4-4-0					
3-12-0	1-2-0	0-0-0		AWAY		1-6-0		0-0-0		1-4-0					
2-1-0	0-0-0	0-0-0		NEUTRAL		0-0-0		0-0-0		2-1-0					
7-11-0	0-0-0	0-0-0		NON-CONFERENCE		0-2-0		0-0-0		7-9-0					
4-5-0	0-0-0	0-0-0		HOME		0-1-0		0-0-0		4-4-0					
1-5-0	0-0-0	0-0-		AWAY		0-1-0		0-0-0		1-4-0					
2-1-0	0-0-0	0-0-0		NEUTRAL		0-0-0		0-0-0		2-1-0					
6-12-0	1-2-0	2-1-0		CONFERENCE		2-7-0		1-2-0		0-0-0					
4-5-0	0-0-0	2-1-0		HOME		1-2-0		1-2-0		0-0-0					
2-7-0	1-2-0	0-0-0		AWAY		1-5-0		0-0-0		0-0-0					
0-0-0	0-0-0	0-0-0		NEUTRAL		0-0-0		0-0-0		0-0-0					
RPI	S	Opponent	Score	RPI	S	Opponent	Score	RPI	S	Opponent	Score				
23	A	Arizona	0 8	48	H	Oregon St.	3 12	53	A	Gonzaga	0 8	126	H	Southern California	2 4
23	A	Arizona	3 7	48	H	Oregon St.	8 3	53	H	Gonzaga	4 7	126	H	Southern California	2 6
23	A	Arizona	6 2	48	H	Oregon St.	7 5	67	A	UCLA	5 6	126	H	Southern California	9 2
								67	A	UCLA	2 11	158	A	Texas St.	9 8
								67	A	UCLA	2 5	158	A	Texas St.	6 7
								89	H	Arizona St.	3 18	158	A	Texas St.	2 6
								89	H	Arizona St.	1 10	158	A	Texas St.	1 10
								89	H	Arizona St.	9 3	162	H	Utah Valley	10 1
								91	A	Stanford	5 2	162	H	Utah Valley	0 8
								91	A	Stanford	1 6	162	H	Utah Valley	9 10
								91	A	Stanford	0 5	162	H	Utah Valley	6 10
												182	N	Houston Baptist	5 9
												182	N	Houston Baptist	3 2
												189	H	Northeastern	8 1
												189	H	Northeastern	7 2
												189	H	Northeastern	4 1
												189	H	Northeastern	3 5
												274	A	UTRGV	1 3
												297	N	Prairie View	14 3
<hr/>															
LAST 15 GAMES															
126 H Southern California 9 2 23 A Arizona 6 2															
126 H Southern California 2 6 23 A Arizona 0 8															
126 H Southern California 2 4 53 A Gonzaga 0 8															
48 H Oregon St. 8 3															
48 H Oregon St. 7 5															

Non-Div. I Games:

Washington St.

48 H Oregon St.	3	12
23 A Arizona	3	7

W  
a  
s  
h  
i  
n  
g  
t  
o  
n  
s  
t  
.

W  
a  
s  
h  
i  
n  
g  
t  
o  
n  
s  
t  
.

Average RPI Win: 202		WON-LOST	WINNING	LAST 15	STRENGTH OF		OPP. STRENGTH	TEAM	ADJ	CONF.	ADJ CONF.
Average RPI Loss: 136		RECORD	PCT. RANK	GAMES	SCHEDULE		OF SCHEDULE	RPI	RPI	RPI	RPI
DIV. I ONLY		21-20-0	.5122	137	6-9-0		184	184	191	.47848	191
DIV. I NON-CONF.		13-12-0	.52	139	1-3-0		218	105	197	.47526	197
TOTALS		RPI 1-25	RPI 26-50		W-L RECORDS		RPI 51-100		RPI 101-150		RPI 150+
21-20-0		0-2-0	0-2-0		OVERALL		0-2-0		2-3-0		19-11-0
16-11-0		0-0-0	0-1-0		HOME		0-1-0		0-0-0		16-9-0
5-7-0		0-2-0	0-1-0		AWAY		0-1-0		2-1-0		3-2-0
0-2-0		0-0-0	0-0-0		NEUTRAL		0-0-0		0-2-0		0-0-0
13-12-0		0-2-0	0-2-0		NON-CONFERENCE		0-2-0		0-1-0		13-5-0
11-7-0		0-0-0	0-1-0		HOME		0-1-0		0-0-0		11-5-0
2-4-0		0-2-0	0-0-		AWAY		0-1-0		0-0-0		2-0-0
0-1-0		0-0-0	0-0-0		NEUTRAL		0-0-0		0-1-0		0-0-0
8-8-0		0-0-0	0-0-0		CONFERENCE		0-0-0		2-2-0		6-6-0
5-4-0		0-0-0	0-0-0		HOME		0-0-0		0-0-0		5-4-0
3-3-0		0-0-0	0-0-0		AWAY		0-0-0		2-1-0		1-2-0
0-1-0		0-0-0	0-0-0		NEUTRAL		0-0-0		0-1-0		0-0-0
RPI S	Opponent	Score	RPI S	Opponent	Score	RPI S	Opponent	Score	RPI S	Opponent	Score
3 A	South Carolina	2 15	30 A	Wake Forest	4 7	55 A	Duke	2 9	102 N	Indiana St.	1 7
13 A	North Carolina	2 10	30 H	Wake Forest	6 7	55 H	Duke	3 13	118 A	Saint Joseph's	8 7
									118 A	Saint Joseph's	3 0
									118 A	Saint Joseph's	1 10
									134 N	Rhode Island	4 13
									151 H	Furman	15 4
									151 H	Furman	4 3
									151 H	Furman	4 3
									159 A	Campbell	7 4
									161 A	Richmond	3 4
									161 A	Richmond	14 2
									161 A	Richmond	7 8
									163 A	Winthrop	12 10
									163 H	Winthrop	6 15
									174 H	Air Force	4 9
									187 H	Georgetown	12 8
									187 H	Georgetown	3 5
									187 H	Georgetown	9 3
									197 H	Fordham	5 0
									197 H	Fordham	3 9
									197 H	Fordham	4 7
									198 H	James Madison	6 7
									209 H	George Washington	8 7
									209 H	George Washington	7 4
									209 H	George Washington	2 3
									211 H	Marist	4 3
									259 H	Lafayette	5 2
			LAST 15 GAMES								
			163 H	Winthrop	6 15	161 A	Richmond	3 4			
			197 H	Fordham	4 7	55 H	Duke	3 13			
			197 H	Fordham	3 9	209 H	George Washington	8 7			
			197 H	Fordham	5 0						
			163 A	Winthrop	12 10						

Non-Div. I Games:

Davidson

161	A	Richmond	7	8
161	A	Richmond	14	2

RPI	S	Opponent	Score	
259	H	Lafayette	9	14
259	H	Lafayette	2	1
262	H	Buffalo	5	0
271	H	Iona	9	1
271	H	Iona	16	1
277	H	Massachusetts	5	4
277	H	Massachusetts	10	2
277	H	Massachusetts	1	7

Davidson

D  
a  
v  
i  
d  
s  
o  
n

D  
a  
v  
i  
d  
s  
o  
n



Average RPI Win: 178		WON-LOST	WINNING	LAST 15	STRENGTH OF		OPP. STRENGTH	TEAM	ADJ	CONF.	ADJ CONF.
Average RPI Loss: 88		RECORD	PCT. RANK	GAMES	SCHEDULE		OF SCHEDULE	RPI	RPI	RPI	RPI
DIV. I ONLY		14-23-1	.38158	228	5-8-1		103	108	193	.47814	193
DIV. I NON-CONF.		11-15-1	.42593	192	3-4-1		130	155	195	.47739	195
TOTALS		RPI 1-25	RPI 26-50		W-L RECORDS		RPI 51-100		RPI 101-150		RPI 150+
14-23-1	1-2-0	0-5-0		OVERALL		2-7-0		3-8-0		8-1-1	
10-8-1	1-2-0	0-3-0		HOME		1-0-0		0-2-0		8-1-1	
3-11-0	0-0-0	0-0-0		AWAY		1-6-0		2-5-0		0-0-0	
1-4-0	0-0-0	0-2-0		NEUTRAL		0-1-0		1-1-0		0-0-0	
11-15-1	0-0-0	0-5-0		NON-CONFERENCE		2-7-0		1-2-0		8-1-1	
9-4-1	0-0-0	0-3-0		HOME		1-0-0		0-0-0		8-1-1	
1-7-0	0-0-0	0-0-		AWAY		1-6-0		0-1-0		0-0-0	
1-4-0	0-0-0	0-2-0		NEUTRAL		0-1-0		1-1-0		0-0-0	
3-8-0	1-2-0	0-0-0		CONFERENCE		0-0-0		2-6-0		0-0-0	
1-4-0	1-2-0	0-0-0		HOME		0-0-0		0-2-0		0-0-0	
2-4-0	0-0-0	0-0-0		AWAY		0-0-0		2-4-0		0-0-0	
0-0-0	0-0-0	0-0-0		NEUTRAL		0-0-0		0-0-0		0-0-0	
RPI S Opponent	Score		RPI S Opponent	Score		RPI S Opponent	Score		RPI S Opponent	Score	
20 H TCU	4	3	39 H BYU	2	8	80 N Nebraska	1	3	101 A Texas	11	5
20 H TCU	6	14	39 H BYU	6	7	91 A Stanford	2	6	101 A Texas	6	8
20 H TCU	0	8	39 H BYU	10	11	91 A Stanford	0	2	101 A Texas	2	12
			48 N Oregon St.	1	3	91 A Stanford	4	10	108 A Little Rock	2	4
			48 N Oregon St.	3	9	92 A Missouri St.	11	18	113 H West Virginia	0	1
						92 H Missouri St.	2	1	113 H West Virginia	6	11
						99 A Samford	9	5	131 A Baylor	2	5
						99 A Samford	2	3	131 A Baylor	1	2
						99 A Samford	9	13	131 A Baylor	6	1
									132 N Utah	1	15
									132 N Utah	8	4
									166 H Wichita St.	9	3
									171 H Grand Canyon	5	5
									202 H Omaha	7	6
									207 H Murray St.	9	14
									207 H Murray St.	14	8
									255 H North Dakota	7	0
									263 H Purdue	8	1
									265 H Saint Louis	5	3
									282 H Northern Colo.	2	1
									282 H Northern Colo.	5	4
LAST 15 GAMES											
80 N Nebraska	1	3	101 A Texas	6	8						
171 H Grand Canyon	5	5	101 A Texas	11	5						
99 A Samford	9	5	202 H Omaha	7	6						
99 A Samford	9	13									
99 A Samford	2	3									

Non-Div. I Games:

Baker

6 1

Baker

19 2

Benedictine (KS)

19 7

Kansas

166	H	Wichita St.	9	3
101	A	Texas	2	12

K  
a  
n  
s  
a  
s

K  
a  
n  
s  
a  
s

Average RPI Win:	154	WON-LOST	WINNING	LAST 15	STRENGTH OF	OPP. STRENGTH	TEAM	ADJ	CONF.	ADJ CONF.					
Average RPI Loss:	104	RECORD	PCT. RANK	GAMES	SCHEDULE	OF SCHEDULE	RPI	RPI	RPI	RPI					
DIV. I ONLY		17-21-0	.44737	194	8-7-0	172	99	194	.47786	194	9	9			
DIV. I NON-CONF.		9-11-0	.45	177	3-1-0	262	119	235	.45273	235	8	8			
<hr/>															
TOTALS	RPI 1-25	RPI 26-50			W-L RECORDS	RPI 51-100			RPI 101-150		RPI 150+				
17-21-0	0-0-0	2-4-0			OVERALL	4-11-0			3-1-0		8-5-0				
11-11-0	0-0-0	0-0-0			HOME	3-7-0			3-0-0		5-4-0				
6-10-0	0-0-0	2-4-0			AWAY	1-4-0			0-1-0		3-1-0				
0-0-0	0-0-0	0-0-0			NEUTRAL	0-0-0			0-0-0		0-0-0				
9-11-0	0-0-0	1-2-0			NON-CONFERENCE	2-4-0			1-0-0		5-5-0				
7-4-0	0-0-0	0-0-0			HOME	1-0-0			1-0-0		5-4-0				
2-7-0	0-0-0	1-0-			AWAY	1-4-0			0-0-0		0-1-0				
0-0-0	0-0-0	0-0-0			NEUTRAL	0-0-0			0-0-0		0-0-0				
8-10-0	0-0-0	1-2-0			CONFERENCE	2-7-0			2-1-0		3-0-0				
4-7-0	0-0-0	0-0-0			HOME	2-7-0			2-0-0		0-0-0				
4-3-0	0-0-0	1-2-0			AWAY	0-0-0			0-1-0		3-0-0				
0-0-0	0-0-0	0-0-0			NEUTRAL	0-0-0			0-0-0		0-0-0				
RPI	S	Opponent	Score	RPI	S	Opponent	Score	RPI	S	Opponent	Score				
				39	A	BYU	3 19	52	H	St. Mary's (CA)	4 9	130	H	Sacramento St.	6 3
				39	A	BYU	4 11	52	H	St. Mary's (CA)	2 14	139	A	San Francisco	2 3
				39	A	BYU	10 8	52	H	St. Mary's (CA)	6 2	139	H	San Francisco	14 2
				43	A	Washington	2 6	53	H	Gonzaga	3 5	139	H	San Francisco	5 3
				43	A	Washington	2 6	53	H	Gonzaga	5 10	179	A	Portland	3 2
				43	A	Washington	6 3	53	H	Gonzaga	0 6	179	A	Portland	10 6
								68	A	Cal Poly	2 6	179	A	Portland	3 0
								68	A	Cal Poly	2 19	186	A	San Jose St.	7 8
								68	A	Cal Poly	6 7	186	H	San Jose St.	7 9
								68	A	Cal Poly	3 6	206	H	South Dakota St.	5 2
								81	A	Fresno St.	7 3	254	H	Northwestern	5 14
								81	H	Fresno St.	15 6	254	H	Northwestern	7 3
								97	H	Loyola Marymount	7 1	254	H	Northwestern	7 3
								97	H	Loyola Marymount	1 9	254	H	Northwestern	1 3
								97	H	Loyola Marymount	4 7	282	H	Northern Colo.	8 5
												282	H	Northern Colo.	4 3
												282	H	Northern Colo.	1 8
<hr/>															
LAST 15 GAMES															
				186	H	San Jose St.	7 9	179	A	Portland	3 0				
				97	H	Loyola Marymount	4 7	81	A	Fresno St.	7 3				
				97	H	Loyola Marymount	1 9	52	H	St. Mary's (CA)	6 2				
				97	H	Loyola Marymount	7 1								
				130	H	Sacramento St.	6 3								

Non-Div. I Games:

Pacific

179 A Portland	3	2
179 A Portland	10	6

P  
a  
c  
i  
f  
i  
c

P  
a  
c  
i  
f  
i  
c

Average RPI Win: 196		WON-LOST	WINNING	LAST 15	STRENGTH OF		OPP. STRENGTH	TEAM	ADJ	CONF.	ADJ CONF.
Average RPI Loss: 156		RECORD	PCT. RANK	GAMES	SCHEDULE		OF SCHEDULE	RPI	RPI	RPI	RPI
DIV. I ONLY		17-20-0	.45946	182	7-8-0		188	240	195	.47783	195
DIV. I NON-CONF.		12-10-0	.54545	124	3-2-0		224	242	149	.49919	149
TOTALS		RPI 1-25	RPI 26-50		W-L RECORDS		RPI 51-100		RPI 101-150		RPI 150+
17-20-0	0-2-0	0-0-0		OVERALL		1-3-0		4-3-0		12-12-0	
6-9-0	0-0-0	0-0-0		HOME		1-3-0		2-1-0		3-5-0	
8-10-0	0-2-0	0-0-0		AWAY		0-0-0		2-1-0		6-7-0	
3-1-0	0-0-0	0-0-0		NEUTRAL		0-0-0		0-1-0		3-0-0	
12-10-0	0-2-0	0-0-0		NON-CONFERENCE		0-1-0		2-2-0		10-5-0	
2-4-0	0-0-0	0-0-0		HOME		0-1-0		0-0-0		2-3-0	
7-5-0	0-2-0	0-0-0		AWAY		0-0-0		2-1-0		5-2-0	
3-1-0	0-0-0	0-0-0		NEUTRAL		0-0-0		0-1-0		3-0-0	
5-10-0	0-0-0	0-0-0		CONFERENCE		1-2-0		2-1-0		2-7-0	
4-5-0	0-0-0	0-0-0		HOME		1-2-0		2-1-0		1-2-0	
1-5-0	0-0-0	0-0-0		AWAY		0-0-0		0-0-0		1-5-0	
0-0-0	0-0-0	0-0-0		NEUTRAL		0-0-0		0-0-0		0-0-0	
RPI S	Opponent	Score		RPI S	Opponent	Score		RPI S	Opponent	Score	
10 A	Mississippi St.	2	4					136 H	Binghamton	2	1
10 A	Mississippi St.	2	4					136 H	Binghamton	8	7
								136 H	Binghamton	0	5
								139 N	San Francisco	1	8
								147 A	Santa Clara	1	7
								147 A	Santa Clara	4	3
								147 A	Santa Clara	3	0
								173 A	Stony Brook	2	1
								173 A	Stony Brook	3	5
								173 A	Stony Brook	0	5
								176 A	Delaware	2	4
								176 A	Delaware	5	3
								177 A	Holy Cross	5	2
								178 H	Albany (NY)	2	4
								178 H	Albany (NY)	2	5
								178 H	Albany (NY)	6	1
								208 A	UMBC	3	4
								208 A	UMBC	5	10
								208 A	UMBC	0	1
								211 A	Marist	3	6
								213 N	Nicholls St.	9	6
								213 N	Nicholls St.	11	2
								218 H	Harvard	4	9
								231 A	Dartmouth	11	6
								235 A	Army West Point	7	5
								257 A	Brown	9	8
								272 H	NYIT	1	7
LAST 15 GAMES											
218 H	Harvard	4	9	173 A	Stony Brook	0	5				
178 H	Albany (NY)	2	4	173 A	Stony Brook	2	1				
178 H	Albany (NY)	6	1	231 A	Dartmouth	11	6				
178 H	Albany (NY)	2	5								
57 H	UConn	2	4								

Non-Div. I Games:

UMass Lowell

257	A	Brown	9	8
173	A	Stony Brook	3	5

RPI	S	Opponent	Score	
272	H	NYIT	8	0
272	H	NYIT	2	8
272	H	NYIT	6	4
292	N	Delaware St.	3	0

UMass Lowell

U  
M  
a  
s  
s  
L  
o  
w  
e  
l  
l

U  
M  
a  
s  
s  
L  
o  
w  
e  
l  
l

Average RPI Win: 178		WON-LOST	WINNING	LAST 15	STRENGTH OF		OPP. STRENGTH	TEAM	ADJ	CONF.	ADJ CONF.
Average RPI Loss: 129		RECORD	PCT. RANK	GAMES	SCHEDULE		OF SCHEDULE	RPI	RPI	RPI	RPI
DIV. I ONLY		20-23-0	.46512	177	9-6-0		151	123	196	.47767	196
DIV. I NON-CONF.		10-21-0	.32258	244	1-4-0		175	60	253	.44322	253
TOTALS		RPI 1-25	RPI 26-50		W-L RECORDS		RPI 51-100		RPI 101-150		RPI 150+
20-23-0		1-3-0	0-0-0		OVERALL		4-4-0		3-9-0		12-7-0
15-15-0		0-2-0	0-0-0		HOME		4-3-0		2-5-0		9-5-0
5-8-0		1-1-0	0-0-0		AWAY		0-1-0		1-4-0		3-2-0
0-0-0		0-0-0	0-0-0		NEUTRAL		0-0-0		0-0-0		0-0-0
10-21-0		1-3-0	0-0-0		NON-CONFERENCE		2-3-0		3-9-0		4-6-0
8-13-0		0-2-0	0-0-0		HOME		2-2-0		2-5-0		4-4-0
2-8-0		1-1-0	0-0-		AWAY		0-1-0		1-4-0		0-2-0
0-0-0		0-0-0	0-0-0		NEUTRAL		0-0-0		0-0-0		0-0-0
10-2-0		0-0-0	0-0-0		CONFERENCE		2-1-0		0-0-0		8-1-0
7-2-0		0-0-0	0-0-0		HOME		2-1-0		0-0-0		5-1-0
3-0-0		0-0-0	0-0-0		AWAY		0-0-0		0-0-0		3-0-0
0-0-0		0-0-0	0-0-0		NEUTRAL		0-0-0		0-0-0		0-0-0
RPI S	Opponent	Score		RPI S	Opponent	Score		RPI S	Opponent	Score	
22 A	Georgia Tech	2	4					64 H	North Florida	2	1
22 H	Georgia Tech	2	13					64 H	North Florida	2	9
25 A	Georgia	4	2					64 H	North Florida	10	4
25 H	Georgia	2	4					71 A	Jacksonville St.	2	10
								71 H	Jacksonville St.	5	10
								71 H	Jacksonville St.	3	2
								71 H	Jacksonville St.	11	9
								88 H	VCU	11	15
								105 A	Mercer	5	11
								105 H	Mercer	7	10
								105 H	Mercer	6	9
								116 H	Auburn	6	5
								117 A	UAB	10	6
								117 A	UAB	1	2
								117 A	UAB	3	4
								123 A	Ga. Southern	9	10
								123 H	Ga. Southern	1	4
								137 H	Middle Tenn.	6	8
								137 H	Middle Tenn.	3	9
								137 H	Middle Tenn.	7	0
								160 H	Charlotte	8	12
								223 A	Tennessee Tech	9	24
								223 H	Tennessee Tech	5	6
								230 H	Lipscomb	10	1
								230 H	Lipscomb	4	0
								230 H	Lipscomb	9	11
								234 A	Georgia St.	3	4
								236 A	USC Upstate	8	6
								236 A	USC Upstate	6	5
								236 A	USC Upstate	14	9
								237 H	Ohio	8	7
								238 H	Towson	5	6
								238 H	Towson	6	7
								238 H	Towson	11	8
								247 H	NJIT	5	3
LAST 15 GAMES											
234 A	Georgia St.	3	4	236 A	USC Upstate	8	6	237 H	Ohio	8	7
123 H	Ga. Southern	1	4	236 A	USC Upstate	6	5	238 H	Towson	5	6
230 H	Lipscomb	9	11	116 H	Auburn	6	5	238 H	Towson	6	7
230 H	Lipscomb	4	0					238 H	Towson	11	8
230 H	Lipscomb	10	1					247 H	NJIT	5	3

Non-Div. I Games:

Kennesaw St.

Kennesaw St.

71	A	Jacksonville St.	2	10
236	A	USC Upstate	14	9

Through Games Of April 28, 2016

RPI	S	Opponent	Score	
247	H	NJIT	8	2
247	H	NJIT	5	3
249	H	Western Mich.	7	4
263	H	Purdue	5	2

Kennesaw St.

K  
e  
n  
n  
e  
s  
a  
w  
S  
t  
.

K  
e  
n  
n  
e  
s  
a  
w  
S  
t  
.



Average RPI Win: 209		WON-LOST RECORD		WINNING PCT. RANK		LAST 15 GAMES		STRENGTH OF SCHEDULE		OPP. STRENGTH OF SCHEDULE		TEAM RPI		ADJ RPI		CONF. RPI		ADJ CONF. RPI	
DIV. I ONLY		22-21-0		.51163 140		8-7-0		241		231		197		.47659 197		25		25	
DIV. I NON-CONF.		14-17-0		.45161 175		2-4-0		258		246		225		.45887 225		28		28	
TOTALS		RPI 1-25		RPI 26-50		W-L RECORDS		RPI 51-100		RPI 101-150		RPI 150+							
22-21-0		0-3-0		0-0-0		OVERALL		0-2-0		2-2-0		20-14-0							
9-7-0		0-0-0		0-0-0		HOME		0-0-0		2-1-0		7-6-0							
11-10-0		0-3-0		0-0-0		AWAY		0-1-0		0-1-0		11-5-0							
2-4-0		0-0-0		0-0-0		NEUTRAL		0-1-0		0-0-0		2-3-0							
14-17-0		0-3-0		0-0-0		NON-CONFERENCE		0-2-0		0-1-0		14-11-0							
5-5-0		0-0-0		0-0-0		HOME		0-0-0		0-0-0		5-5-0							
7-8-0		0-3-0		0-0-		AWAY		0-1-0		0-1-0		7-3-0							
2-4-0		0-0-0		0-0-0		NEUTRAL		0-1-0		0-0-0		2-3-0							
8-4-0		0-0-0		0-0-0		CONFERENCE		0-0-0		2-1-0		6-3-0							
4-2-0		0-0-0		0-0-0		HOME		0-0-0		2-1-0		2-1-0							
4-2-0		0-0-0		0-0-0		AWAY		0-0-0		0-0-0		4-2-0							
0-0-0		0-0-0		0-0-0		NEUTRAL		0-0-0		0-0-0		0-0-0							
RPI S	Opponent	Score		RPI S	Opponent	Score		RPI S	Opponent	Score		RPI S	Opponent	Score					
17 A	LSU	1	12					73 A	Rutgers	0	5	134 H	Rhode Island	1	3				
17 A	LSU	7	10					76 N	Michigan St.	2	7	134 H	Rhode Island	8	0				
17 A	LSU	1	15									134 H	Rhode Island	4	2				
												138 A	Sacred Heart	1	2				
												151 A	Furman	5	2				
												161 H	Richmond	1	0				
												161 H	Richmond	7	3				
												161 H	Richmond	6	7				
												173 H	Stony Brook	6	1				
												178 A	Albany (NY)	9	3				
												183 N	Presbyterian	1	7				
												184 N	Canisius	4	5				
												184 N	Canisius	4	5				
												184 N	Canisius	5	2				
												184 N	Canisius	8	5				
												185 H	Fairfield	5	8				
												191 A	Davidson	7	4				
												191 A	Davidson	9	3				
												191 A	Davidson	0	5				
												205 A	Columbia	4	1				
												212 A	Manhattan	5	7				
												212 H	Manhattan	12	3				
												229 A	Hofstra	7	6				
												244 H	Villanova	3	11				
												245 H	Siena	2	4				
												247 A	NJIT	2	3				
												247 A	NJIT	10	4				
				LAST 15 GAMES															
				212 A	Manhattan	5	7	134 H	Rhode Island	8	0								
				191 A	Davidson	7	4	134 H	Rhode Island	1	3								
				191 A	Davidson	9	3	245 H	Siena	2	4								
				191 A	Davidson	0	5												
				205 A	Columbia	4	1												

Non-Div. I Games:

Fordham

185	H	Fairfield	5	8
134	H	Rhode Island	4	2

RPI	S	Opponent	Score	
247	H	NJIT	2	0
247	H	NJIT	3	1
271	H	Iona	19	2
272	A	NYIT	4	5
276	A	Wagner	6	5
276	A	Wagner	4	3
276	H	Wagner	0	2
278	A	La Salle	4	16
278	A	La Salle	6	2
278	A	La Salle	9	0
294	H	Saint Peter's	0	2

Fordham

F  
o  
r  
d  
h  
a  
m

F  
o  
r  
d  
h  
a  
m

James Madison

James Madison

124	H	William & Mary	0	2
124	H	William & Mary	4	11

RPI	S	Opponent	Score	
281	H	Bucknell	9	3
281	H	Bucknell	2	4
281	H	Bucknell	1	9
283	A	George Mason	5	6
283	H	George Mason	5	16

James Madison

J  
a  
m  
e  
s  
M  
a  
d  
i  
s  
o  
n

J  
a  
m  
e  
s  
M  
a  
d  
i  
s  
o  
n

Average RPI Win: 198		WON-LOST RECORD	WINNING PCT. RANK	LAST 15 GAMES	STRENGTH OF SCHEDULE	OPP. STRENGTH OF SCHEDULE	TEAM RPI	ADJ RPI	CONF. RPI	ADJ CONF. RPI	
Average RPI Loss: 93											
DIV. I ONLY		20-22-0	.47619 166	10-5-0	140	142	199	.47583 199	15	15	
DIV. I NON-CONF.		10-15-0	.4 209	2-4-0	124	146	222	.46013 222	15	15	
TOTALS		RPI 1-25	RPI 26-50		W-L RECORDS		RPI 51-100		RPI 101-150		RPI 150+
20-22-0	0-2-0		2-5-0		OVERALL		1-8-0		2-2-0		15-5-0
17-15-0	0-1-0		1-2-0		HOME		1-7-0		2-2-0		13-3-0
3-7-0	0-1-0		1-3-0		AWAY		0-1-0		0-0-0		2-2-0
0-0-0	0-0-0		0-0-0		NEUTRAL		0-0-0		0-0-0		0-0-0
10-15-0	0-2-0		2-3-0		NON-CONFERENCE		0-6-0		1-0-0		7-4-0
9-11-0	0-1-0		1-2-0		HOME		0-5-0		1-0-0		7-3-0
1-4-0	0-1-0		1-0-		AWAY		0-1-0		0-0-0		0-1-0
0-0-0	0-0-0		0-0-0		NEUTRAL		0-0-0		0-0-0		0-0-0
10-7-0	0-0-0		0-2-0		CONFERENCE		1-2-0		1-2-0		8-1-0
8-4-0	0-0-0		0-0-0		HOME		1-2-0		1-2-0		6-0-0
2-3-0	0-0-0		0-2-0		AWAY		0-0-0		0-0-0		2-1-0
0-0-0	0-0-0		0-0-0		NEUTRAL		0-0-0		0-0-0		0-0-0
RPI S	Opponent	Score	RPI S	Opponent	Score	RPI S	Opponent	Score	RPI S	Opponent	Score
8 H	North Carolina St.	3 23	28 A	UNCW	3 12	51 H	Col. of Charleston	2 6	124 H	William & Mary	13 7
13 A	North Carolina	6 11	28 A	UNCW	4 10	51 H	Col. of Charleston	9 6	124 H	William & Mary	5 10
			29 A	East Carolina	8 7	51 H	Col. of Charleston	6 11	124 H	William & Mary	7 14
			29 H	East Carolina	5 7	58 A	High Point	16 17	135 H	Liberty	10 5
			30 H	Wake Forest	3 4	58 H	High Point	2 8	173 H	Stony Brook	1 4
			44 A	UNCG	3 7	69 H	Wright St.	11 13	189 A	Northeastern	3 6
			44 H	UNCG	14 8	69 H	Wright St.	7 9	189 A	Northeastern	2 0
						69 H	Wright St.	2 11	189 A	Northeastern	3 2
						69 H	Wright St.	2 10	221 H	The Citadel	5 3
									221 H	The Citadel	8 3
									221 H	The Citadel	8 13
									229 H	Hofstra	10 5
									229 H	Hofstra	7 2
									229 H	Hofstra	14 8
									238 H	Towson	7 6
									238 H	Towson	5 2
									238 H	Towson	9 8
									250 H	Appalachian St.	4 3
									261 H	Bowling Green	2 6
									269 H	N.C. Central	9 4
									278 H	La Salle	7 4
									278 H	La Salle	7 6
									278 H	La Salle	10 3
									284 A	N.C. A&T	7 8
			LAST 15 GAMES								
			269 H	N.C. Central	9 4	238 H	Towson	7 6	278 H	La Salle	7 6
			229 H	Hofstra	10 5	238 H	Towson	9 8	278 H	La Salle	10 3
			229 H	Hofstra	7 2	8 H	North Carolina St.	3 23	284 A	N.C. A&T	7 8
			229 H	Hofstra	14 8						
			44 H	UNCG	14 8						

Non-Div. I Games:

Elon

58	A	High Point	16	17
238	H	Towson	5	2

E  
l  
o  
n

E  
l  
o  
n

Yale

218 H Harvard	1	9
218 H Harvard	3	6

RPI	S	Opponent	Score	
242	H	Cornell	9	8
281	A	Bucknell	5	4
281	A	Bucknell	9	13
281	A	Bucknell	0	5
281	A	Bucknell	10	0



Average RPI Win: 217		WON-LOST	WINNING	LAST 15	STRENGTH OF		OPP. STRENGTH	TEAM	ADJ		CONF.	ADJ CONF.		
Average RPI Loss: 134		RECORD	PCT. RANK	GAMES	SCHEDULE		OF SCHEDULE	RPI	RPI		RPI	RPI		
DIV. I ONLY		20-22-0	.47619	166	9-6-0		155	220	201	.47518	201	31		
DIV. I NON-CONF.		8-16-0	.33333	235	1-5-0		102	69	219	.46256	219	32		
TOTALS		RPI 1-25	RPI 26-50		W-L RECORDS		RPI 51-100		RPI 101-150		RPI 150+			
20-22-0		0-1-0	0-0-0		OVERALL		2-8-0		1-3-0		17-10-0			
17-9-0		0-0-0	0-0-0		HOME		2-4-0		1-1-0		14-4-0			
3-12-0		0-1-0	0-0-0		AWAY		0-4-0		0-2-0		3-5-0			
0-1-0		0-0-0	0-0-0		NEUTRAL		0-0-0		0-0-0		0-1-0			
8-16-0		0-1-0	0-0-0		NON-CONFERENCE		2-8-0		1-3-0		5-4-0			
7-7-0		0-0-0	0-0-0		HOME		2-4-0		1-1-0		4-2-0			
1-8-0		0-1-0	0-0-		AWAY		0-4-0		0-2-0		1-1-0			
0-1-0		0-0-0	0-0-0		NEUTRAL		0-0-0		0-0-0		0-1-0			
12-6-0		0-0-0	0-0-0		CONFERENCE		0-0-0		0-0-0		12-6-0			
10-2-0		0-0-0	0-0-0		HOME		0-0-0		0-0-0		10-2-0			
2-4-0		0-0-0	0-0-0		AWAY		0-0-0		0-0-0		2-4-0			
0-0-0		0-0-0	0-0-0		NEUTRAL		0-0-0		0-0-0		0-0-0			
RPI	S	Opponent	Score		RPI	S	Opponent	Score		RPI	S	Opponent	Score	
5	A	Miami (FL)	4	5						119	A	UCF	7	12
							62 H Jacksonville	3	4	119	H	UCF	17	3
							64 A North Florida	6	12	122	A	FIU	3	4
							64 H North Florida	1	13	122	H	FIU	8	21
							64 H North Florida	4	1	153	N	Milwaukee	0	11
							92 H FGCU	6	9	156	A	Stetson	6	2
							92 H FGCU	5	15	156	H	Stetson	2	11
							92 H FGCU	1	0	168	A	Florida A&M	3	5
							99 A Ohio St.	2	6	168	A	Florida A&M	3	15
							99 A Ohio St.	5	13	168	A	Florida A&M	1	2
							99 A Ohio St.	2	11	168	A	Florida A&M	6	5
										168	H	Florida A&M	3	6
										168	H	Florida A&M	7	5
										172	A	South Fla.	2	6
										172	H	South Fla.	10	3
										207	H	Murray St.	3	2
										207	H	Murray St.	0	5
										207	H	Murray St.	6	0
										216	H	Quinnipiac	8	3
										269	A	N.C. Central	13	4
										269	A	N.C. Central	11	3
										269	A	N.C. Central	3	4
										269	H	N.C. Central	5	4
										269	H	N.C. Central	3	2
										269	H	N.C. Central	2	1
										284	H	N.C. A&T	4	2
										284	H	N.C. A&T	10	14
LAST 15 GAMES														
							156 A Stetson	6	2					
							269 H N.C. Central	5	4					
							269 H N.C. Central	3	2					
							269 H N.C. Central	2	1					
							172 A South Fla.	2	6					

Non-Div. I Games:

Bethune-Cookman

168 H Florida A&M	7	5
168 H Florida A&M	3	6

RPI	S	Opponent	Score	
284	H	N.C. A&T	9	7
287	H	Savannah St.	12	7
287	H	Savannah St.	3	0
287	H	Savannah St.	7	6

Bethune-Cookman

B  
e  
t  
h  
u  
n  
e  
-  
C  
o  
o  
k  
m  
a  
n

B  
e  
t  
h  
u  
n  
e  
-  
C  
o  
o  
k  
m  
a  
n

Average RPI Win: 194		WON-LOST RECORD	WINNING PCT. RANK		LAST 15 GAMES	STRENGTH OF SCHEDULE	OPP. STRENGTH OF SCHEDULE	TEAM RPI	ADJ RPI	CONF. RPI	ADJ CONF. RPI	
Average RPI Loss: 157												
DIV. I ONLY		20-20-0	.5	142	6-9-0	228	214	202	.47465	202	22	22
DIV. I NON-CONF.		10-12-0	.45455	172	1-2-0	205	204	178	.48568	178	20	21
<hr/>												
TOTALS		RPI 1-25		RPI 26-50		W-L RECORDS		RPI 51-100		RPI 101-150		RPI 150+
20-20-0		0-0-0		0-0-0		OVERALL		1-4-0		2-3-0		17-13-0
9-5-0		0-0-0		0-0-0		HOME		0-1-0		0-0-0		9-4-0
4-10-0		0-0-0		0-0-0		AWAY		0-3-0		0-1-0		4-6-0
7-5-0		0-0-0		0-0-0		NEUTRAL		1-0-0		2-2-0		4-3-0
10-12-0		0-0-0		0-0-0		NON-CONFERENCE		1-1-0		2-3-0		7-8-0
1-1-0		0-0-0		0-0-0		HOME		0-1-0		0-0-0		1-0-0
2-6-0		0-0-0		0-0-		AWAY		0-0-0		0-1-0		2-5-0
7-5-0		0-0-0		0-0-0		NEUTRAL		1-0-0		2-2-0		4-3-0
10-8-0		0-0-0		0-0-0		CONFERENCE		0-3-0		0-0-0		10-5-0
8-4-0		0-0-0		0-0-0		HOME		0-0-0		0-0-0		8-4-0
2-4-0		0-0-0		0-0-0		AWAY		0-3-0		0-0-0		2-1-0
0-0-0		0-0-0		0-0-0		NEUTRAL		0-0-0		0-0-0		0-0-0
RPI	S	Opponent	Score	RPI	S	Opponent	Score	RPI	S	Opponent	Score	
						72 A Oral Roberts	2 3			111 N Seton Hall	1 2	
						72 A Oral Roberts	3 6			114 N Morehead St.	0 14	
						72 A Oral Roberts	4 6			114 N Morehead St.	6 5	
						80 H Nebraska	6 11			121 N Arkansas St.	4 3	
						94 N Iowa	3 2			143 A Kansas St.	3 11	
										165 N Eastern Mich.	3 16	
										165 N Eastern Mich.	2 1	
										165 N Eastern Mich.	1 8	
										166 A Wichita St.	4 5	
										167 H North Dakota St.	1 2	
										167 H North Dakota St.	12 2	
										167 H North Dakota St.	9 8	
										171 A Grand Canyon	4 12	
										171 A Grand Canyon	4 9	
										171 A Grand Canyon	7 2	
										174 A Air Force	10 18	
										174 A Air Force	12 3	
										174 H Air Force	7 4	
										183 N Presbyterian	1 11	
										193 A Kansas	6 7	
										206 A South Dakota St.	10 3	
										206 A South Dakota St.	19 6	
										206 A South Dakota St.	4 9	
										206 H South Dakota St.	4 1	
										206 H South Dakota St.	3 15	
										206 H South Dakota St.	10 9	
										227 H IPFW	7 0	
				LAST 15 GAMES								
						174 H Air Force	7 4			193 A Kansas	6 7	
						206 H South Dakota St.	10 9			206 A South Dakota St.	4 9	
						206 H South Dakota St.	3 15			206 A South Dakota St.	10 3	
						206 H South Dakota St.	4 1			206 H South Dakota St.	10 9	
						72 A Oral Roberts	3 6					

Non-Div. I Games:

Omaha

72	A	Oral Roberts	2	3
72	A	Oral Roberts	4	6

RPI	S	Opponent	Score	
227	H	IPFW	9	5
227	H	IPFW	14	7
247	N	NJIT	9	3
256	H	Western Ill.	2	3
256	H	Western Ill.	6	1
256	H	Western Ill.	2	10
261	N	Bowling Green	10	1
265	N	Saint Louis	16	2

Omaha

O  
m  
a  
h  
a

O  
m  
a  
h  
a

Average RPI Win:	215	WON-LOST RECORD	WINNING PCT. RANK	LAST 15 GAMES	STRENGTH OF SCHEDULE	OPP. STRENGTH OF SCHEDULE	TEAM RPI	ADJ RPI	CONF. RPI	ADJ CONF. RPI		
DIV. I ONLY		12-25-0	.32432	261	3-11-0	44	168	203	.47303	203	12	12
DIV. I NON-CONF.		7-9-0	.4375	185	0-2-0	19	195	129	.51019	129	12	12
<hr/>												
TOTALS	RPI 1-25	RPI 26-50		W-L RECORDS		RPI 51-100		RPI 101-150		RPI 150+		
12-25-0	0-3-0	1-6-0		OVERALL		0-9-0		0-1-0		11-6-0		
10-11-0	0-0-0	1-3-0		HOME		0-3-0		0-0-0		9-5-0		
2-13-0	0-2-0	0-3-0		AWAY		0-6-0		0-1-0		2-1-0		
0-1-0	0-1-0	0-0-0		NEUTRAL		0-0-0		0-0-0		0-0-0		
7-9-0	0-3-0	1-3-0		NON-CONFERENCE		0-0-0		0-1-0		6-2-0		
7-2-0	0-0-0	1-0-0		HOME		0-0-0		0-0-0		6-2-0		
0-6-0	0-2-0	0-0-		AWAY		0-0-0		0-1-0		0-0-0		
0-1-0	0-1-0	0-0-0		NEUTRAL		0-0-0		0-0-0		0-0-0		
5-16-0	0-0-0	0-3-0		CONFERENCE		0-9-0		0-0-0		5-4-0		
3-9-0	0-0-0	0-3-0		HOME		0-3-0		0-0-0		3-3-0		
2-7-0	0-0-0	0-0-0		AWAY		0-6-0		0-0-0		2-1-0		
0-0-0	0-0-0	0-0-0		NEUTRAL		0-0-0		0-0-0		0-0-0		
<hr/>												
RPI S	Opponent	Score	RPI S	Opponent	Score	RPI S	Opponent	Score	RPI S	Opponent	Score	
4 A	Texas A&M	4 10	27 A	Oklahoma St.	0 16	61 H	Southeastern La.	3 4	106 A	Oklahoma	1 7	
14 N	Texas Tech	4 5	27 A	Oklahoma St.	4 8	61 H	Southeastern La.	2 10	182 H	Houston Baptist	1 4	
20 A	TCU	4 6	27 A	Oklahoma St.	2 8	61 H	Southeastern La.	7 9	182 H	Houston Baptist	9 0	
			42 H	Lamar	6 16	77 A	McNeese St.	6 10	182 H	Houston Baptist	2 3	
			42 H	Lamar	5 8	77 A	McNeese St.	0 3	189 H	Northeastern	2 3	
			42 H	Lamar	5 7	77 A	McNeese St.	3 4	189 H	Northeastern	3 4	
			45 H	Dallas Baptist	3 2	85 A	Sam Houston St.	3 6	189 H	Northeastern	4 3	
						85 A	Sam Houston St.	1 2	189 H	Northeastern	1 0	
						85 A	Sam Houston St.	1 3	213 A	Nicholls St.	5 4	
									213 A	Nicholls St.	2 4	
									213 A	Nicholls St.	5 3	
									226 H	A&M-Corpus Christi	4 0	
									226 H	A&M-Corpus Christi	4 0	
									226 H	A&M-Corpus Christi	4 11	
									274 H	UTRGV	5 2	
									274 H	UTRGV	7 2	
									274 H	UTRGV	3 1	
									274 H	UTRGV	6 5	
<hr/>												
LAST 15 GAMES												
14 N	Texas Tech	4 5	4 A	Texas A&M	4 10							
85 A	Sam Houston St.	1 2	182 H	Houston Baptist	1 4							
85 A	Sam Houston St.	1 3	182 H	Houston Baptist	9 0							
85 A	Sam Houston St.	3 6										
226 H	A&M-Corpus Christi	4 0										

Non-Div. I Games: Tex. Permian Basin 10 0

Abilene Christian

226 H A&M-Corpus Christi	4	0
226 H A&M-Corpus Christi	4	11

A  
b  
i  
l  
e  
n  
e  
C  
h  
r  
i  
s  
t  
i  
a  
n

A  
b  
i  
l  
e  
n  
e  
C  
h  
r  
i  
s  
t  
i  
a  
n

Average RPI Win:		209	WON-LOST RECORD		WINNING PCT. RANK		LAST 15 GAMES		STRENGTH OF SCHEDULE		OPP. STRENGTH OF SCHEDULE		TEAM RPI		ADJ RPI		CONF. RPI		ADJ CONF. RPI										
DIV. I ONLY			16-22-0		.42105 208		8-7-0		224		217		205		.47138 204		18		18										
DIV. I NON-CONF.			7-16-0		.30435 253		1-2-0		208		211		221		.4605 221		14		14										
TOTALS		RPI 1-25		RPI 26-50		W-L RECORDS		RPI 51-100		RPI 101-150		RPI 150+																	
16-22-0		0-3-0		0-5-0		OVERALL		2-4-0		0-0-0		14-10-0																	
7-4-0		0-0-0		0-0-0		HOME		1-1-0		0-0-0		6-3-0																	
9-18-0		0-3-0		0-5-0		AWAY		1-3-0		0-0-0		8-7-0																	
0-0-0		0-0-0		0-0-0		NEUTRAL		0-0-0		0-0-0		0-0-0																	
7-16-0		0-3-0		0-5-0		NON-CONFERENCE		1-3-0		0-0-0		6-5-0																	
2-1-0		0-0-0		0-0-0		HOME		0-0-0		0-0-0		2-1-0																	
5-15-0		0-3-0		0-0-		AWAY		1-3-0		0-0-0		4-4-0																	
0-0-0		0-0-0		0-0-0		NEUTRAL		0-0-0		0-0-0		0-0-0																	
9-6-0		0-0-0		0-0-0		CONFERENCE		1-1-0		0-0-0		8-5-0																	
5-3-0		0-0-0		0-0-0		HOME		1-1-0		0-0-0		4-2-0																	
4-3-0		0-0-0		0-0-0		AWAY		0-0-0		0-0-0		4-3-0																	
0-0-0		0-0-0		0-0-0		NEUTRAL		0-0-0		0-0-0		0-0-0																	
RPI	S	Opponent		Score		RPI	S	Opponent		Score		RPI	S	Opponent		Score		RPI	S	Opponent		Score							
15	A	Vanderbilt		0	9	26	A	Michigan		0	5	82	H	Valparaiso		2	5	153	A	Milwaukee		1	5						
15	A	Vanderbilt		8	20	26	A	Michigan		2	10	82	H	Valparaiso		5	3	153	A	Milwaukee		3	2						
15	A	Vanderbilt		5	6	26	A	Michigan		4	5	98	A	Missouri		5	13	153	H	Milwaukee		10	3						
						26	A	Michigan		4	10	98	A	Missouri		4	7	153	H	Milwaukee		6	5						
						47	A	Notre Dame		5	9	98	A	Missouri		4	2	153	H	Milwaukee		2	7						
												98	A	Missouri		5	10	154	H	Oakland		3	0						
																		154	H	Oakland		4	5						
																		154	H	Oakland		6	0						
																		221	A	Northern Ill.		6	11						
																		221	H	Northern Ill.		2	5						
																		241	A	Youngstown St.		1	9						
																		241	A	Youngstown St.		15	1						
																		246	A	Northern Ky.		6	3						
																		246	A	Northern Ky.		6	12						
																		246	A	Northern Ky.		4	1						
																		254	A	Northwestern		7	0						
																		254	H	Northwestern		11	2						
																		288	A	Texas Southern		17	3						
																		288	A	Texas Southern		22	5						
																		288	A	Texas Southern		5	8						
																		288	A	Texas Southern		22	8						
																		291	A	Chicago St.		1	3						
																		291	A	Chicago St.		3	6						
																		291	H	Chicago St.		5	0						
LAST 15 GAMES																													
						221	A	Northern Ill.		6	11	153	H	Milwaukee		2	7	221	H	Northern Ill.		2	5	291	H	Chicago St.			
						153	A	Milwaukee		3	2	246	A	Northern Ky.		6	3												
						153	A	Milwaukee		1	5																		
						82	H	Valparaiso		5	3																		
						82	H	Valparaiso		2	5																		

Non-Div. I Games: Roosevelt 7 6

Ill.-Chicago

153 H Milwaukee	6	5
153 H Milwaukee	10	3

I  
l  
l  
.  
-  
C  
h  
i  
c  
a  
g  
o

I  
l  
l  
.  
-  
C  
h  
i  
c  
a  
g  
o



Average RPI Win:	151	WON-LOST RECORD	WINNING PCT. RANK	LAST 15 GAMES	STRENGTH OF SCHEDULE	OPP. STRENGTH OF SCHEDULE	TEAM RPI	ADJ RPI	CONF. RPI	ADJ CONF. RPI				
DIV. I ONLY		14-23-0	.37838 231	1-0-0	192	136	206	.47104 205	24	24				
DIV. I NON-CONF.		7-14-0	.33333 235	1-0-0	101	41	150	.49793 150	23	23				
<hr/>														
TOTALS	RPI 1-25	RPI 26-50		W-L RECORDS	RPI 51-100		RPI 101-150		RPI 150+					
14-23-0	0-0-0	0-0-0		OVERALL	7-8-0		0-6-0		7-9-0					
8-4-0	0-0-0	0-0-0		HOME	4-1-0		0-0-0		4-3-0					
6-19-0	0-0-0	0-0-0		AWAY	3-7-0		0-6-0		3-6-0					
0-0-0	0-0-0	0-0-0		NEUTRAL	0-0-0		0-0-0		0-0-0					
<hr/>														
7-14-0	0-0-0	0-0-0		NON-CONFERENCE	4-7-0		0-6-0		3-1-0					
3-1-0	0-0-0	0-0-0		HOME	1-0-0		0-0-0		2-1-0					
4-13-0	0-0-0	0-0-		AWAY	3-7-0		0-6-0		1-0-0					
0-0-0	0-0-0	0-0-0		NEUTRAL	0-0-0		0-0-0		0-0-0					
<hr/>														
7-9-0	0-0-0	0-0-0		CONFERENCE	3-1-0		0-0-0		4-8-0					
5-3-0	0-0-0	0-0-0		HOME	3-1-0		0-0-0		2-2-0					
2-6-0	0-0-0	0-0-0		AWAY	0-0-0		0-0-0		2-6-0					
0-0-0	0-0-0	0-0-0		NEUTRAL	0-0-0		0-0-0		0-0-0					
<hr/>														
RPI S	Opponent	Score	RPI S	Opponent	Score	RPI S	Opponent	Score	RPI S	Opponent	Score			
						57 A	UConn	0 3	112 A	Pepperdine	6 15			
						57 A	UConn	3 4	112 A	Pepperdine	2 12			
						57 H	UConn	4 3	112 A	Pepperdine	1 3			
						62 A	Jacksonville	5 4	112 A	Pepperdine	3 11			
						62 A	Jacksonville	0 2	129 A	San Diego	5 21			
						62 A	Jacksonville	0 1	129 A	San Diego	3 6			
						62 A	Jacksonville	9 8	155 H	St. John's (NY)	4 1			
						70 A	Long Beach St.	8 6	197 H	Fordham	1 4			
						70 A	Long Beach St.	3 8	200 H	Yale	7 9			
						70 A	Long Beach St.	1 4	200 H	Yale	5 14			
						70 A	Long Beach St.	2 7	212 H	Manhattan	14 12			
						95 H	Princeton	2 6	218 A	Harvard	4 3			
						95 H	Princeton	5 4	218 A	Harvard	3 11			
						95 H	Princeton	8 4	231 A	Dartmouth	1 3			
						95 H	Princeton	8 7	231 A	Dartmouth	6 7			
									235 A	Army West Point	13 3			
									242 A	Cornell	3 9			
									242 A	Cornell	14 4			
									242 A	Cornell	4 7			
									242 A	Cornell	3 4			
									257 H	Brown	7 3			
									257 H	Brown	10 2			

Non-Div. I Games:

Columbia

197	H	Fordham	1	4
242	A	Cornell	3	4

C  
o  
l  
u  
m  
b  
i  
a

C  
o  
l  
u  
m  
b  
i  
a

Average RPI Win: 210		WON-LOST	WINNING	LAST 15	STRENGTH OF		OPP. STRENGTH	TEAM	ADJ		CONF.	ADJ CONF.
Average RPI Loss: 137		RECORD	PCT. RANK	GAMES	SCHEDULE		OF SCHEDULE	RPI	RPI		RPI	RPI
DIV. I ONLY		13-24-0	.35135	245	7-6-0		161	221	207		.47047	206
DIV. I NON-CONF.		3-16-0	.15789	289	1-2-0		146	171	269		.42888	269
TOTALS		RPI 1-25	RPI 26-50		W-L RECORDS		RPI 51-100		RPI 101-150		RPI 150+	
13-24-0		0-3-0	0-4-0		OVERALL		1-3-0		0-3-0		12-11-0	
5-2-0		0-0-0	0-0-0		HOME		0-0-0		0-0-0		5-2-0	
8-16-0		0-3-0	0-2-0		AWAY		1-2-0		0-2-0		7-7-0	
0-6-0		0-0-0	0-2-0		NEUTRAL		0-1-0		0-1-0		0-2-0	
3-16-0		0-3-0	0-4-0		NON-CONFERENCE		0-1-0		0-3-0		3-5-0	
1-0-0		0-0-0	0-0-0		HOME		0-0-0		0-0-0		1-0-0	
2-10-0		0-3-0	0-0-		AWAY		0-0-0		0-2-0		2-3-0	
0-6-0		0-0-0	0-2-0		NEUTRAL		0-1-0		0-1-0		0-2-0	
10-8-0		0-0-0	0-0-0		CONFERENCE		1-2-0		0-0-0		9-6-0	
4-2-0		0-0-0	0-0-0		HOME		0-0-0		0-0-0		4-2-0	
6-6-0		0-0-0	0-0-0		AWAY		1-2-0		0-0-0		5-4-0	
0-0-0		0-0-0	0-0-0		NEUTRAL		0-0-0		0-0-0		0-0-0	
RPI S	Opponent	Score	RPI S	Opponent	Score	RPI S	Opponent	Score	RPI S	Opponent	Score	
10 A	Mississippi St.	4 17	28 A	UNCW	5 15	72 A	Oral Roberts	1 9	130 A	Sacramento St.	7 10	
10 A	Mississippi St.	5 15	33 A	Minnesota	3 7	72 A	Oral Roberts	3 2	130 A	Sacramento St.	3 11	
21 A	Creighton	5 6	35 N	Fla. Atlantic	2 4	72 A	Oral Roberts	3 13	130 N	Sacramento St.	0 4	
			35 N	Fla. Atlantic	5 11	88 N	VCU	8 14	167 H	North Dakota St.	5 2	
									167 H	North Dakota St.	11 3	
									167 H	North Dakota St.	14 7	
									194 A	Pacific	2 5	
									202 A	Omaha	1 4	
									202 A	Omaha	9 10	
									202 A	Omaha	15 3	
									202 H	Omaha	6 19	
									202 H	Omaha	9 4	
									202 H	Omaha	3 10	
									215 N	Eastern Ky.	1 10	
									215 N	Eastern Ky.	4 6	
									227 A	IPFW	9 3	
									227 A	IPFW	18 5	
									227 A	IPFW	10 6	
									255 H	North Dakota	5 3	
									256 A	Western Ill.	11 3	
									256 A	Western Ill.	0 2	
									256 A	Western Ill.	2 3	
									264 A	UC Davis	4 5	
									282 A	Northern Colo.	11 3	
									282 A	Northern Colo.	8 3	
									282 A	Northern Colo.	6 7	
LAST 15 GAMES			LAST 15 GAMES			LAST 15 GAMES			LAST 15 GAMES			
202 A	Omaha	9 10	33 A	Minnesota	3 7	202 H	Omaha	9 4	264 A	UC Davis	4 5	
202 A	Omaha	15 3	202 H	Omaha	9 4	202 H	Omaha	3 10	282 A	Northern Colo.	11 3	
202 A	Omaha	1 4	202 H	Omaha	3 10	202 H	Omaha	3 10	282 A	Northern Colo.	8 3	
167 H	North Dakota St.	5 2							282 A	Northern Colo.	6 7	
167 H	North Dakota St.	14 7										

Non-Div. I Games: Dakota St. 12 6 Dakota Wesleyan 7 4 Mayville St. 8 1 South Dakota St.

167	H	North Dakota St.	11	3
21	A	Creighton	5	6

S  
o  
u  
t  
h  
D  
a  
k  
o  
t  
a  
S  
t  
.

S  
o  
u  
t  
h  
D  
a  
k  
o  
t  
a  
S  
t  
.

M  
u  
r  
r  
a  
y  
s  
t  
e

7	A	Ole Miss	3	8
265	A	Saint Louis	9	1

M  
u  
r  
r  
a  
y  
S  
t  
.

M  
u  
r  
r  
a  
y  
S  
t  
.

Average RPI Win: 216		WON-LOST RECORD		WINNING PCT. RANK		LAST 15 GAMES		STRENGTH OF SCHEDULE		OPP. STRENGTH OF SCHEDULE		TEAM RPI		ADJ RPI		CONF. RPI		ADJ CONF. RPI	
DIV. I ONLY		19-18-0		.51351 136		7-8-0		265		248		208		.46893 208		20		20	
DIV. I NON-CONF.		12-11-0		.52174 137		4-2-0		246		279		185		.48311 184		21		20	
TOTALS		RPI 1-25		RPI 26-50		W-L RECORDS		RPI 51-100		RPI 101-150		RPI 150+							
19-18-0		0-3-0		0-1-0		OVERALL		0-0-0		3-2-0		16-12-0							
11-4-0		0-0-0		0-0-0		HOME		0-0-0		2-2-0		9-2-0							
7-12-0		0-3-0		0-1-0		AWAY		0-0-0		1-0-0		6-8-0							
1-2-0		0-0-0		0-0-0		NEUTRAL		0-0-0		0-0-0		1-2-0							
12-11-0		0-3-0		0-1-0		NON-CONFERENCE		0-0-0		2-0-0		10-7-0							
6-1-0		0-0-0		0-0-0		HOME		0-0-0		1-0-0		5-1-0							
5-8-0		0-3-0		0-0-		AWAY		0-0-0		1-0-0		4-4-0							
1-2-0		0-0-0		0-0-0		NEUTRAL		0-0-0		0-0-0		1-2-0							
7-7-0		0-0-0		0-0-0		CONFERENCE		0-0-0		1-2-0		6-5-0							
5-3-0		0-0-0		0-0-0		HOME		0-0-0		1-2-0		4-1-0							
2-4-0		0-0-0		0-0-0		AWAY		0-0-0		0-0-0		2-4-0							
0-0-0		0-0-0		0-0-0		NEUTRAL		0-0-0		0-0-0		0-0-0							
RPI	S	Opponent		Score		RPI	S	Opponent		Score		RPI	S	Opponent		Score			
22	A	Georgia Tech		1	4	30	A	Wake Forest		8	10	136	H	Binghamton		5	7		
22	A	Georgia Tech		1	6							136	H	Binghamton		4	6		
22	A	Georgia Tech		2	9							136	H	Binghamton		5	4		
												145	A	Navy		6	4		
												145	H	Navy		5	4		
												161	A	Richmond		10	5		
												173	H	Stony Brook		2	1		
												173	H	Stony Brook		10	15		
												178	A	Albany (NY)		1	6		
												178	A	Albany (NY)		5	1		
												178	A	Albany (NY)		4	10		
												187	A	Georgetown		0	1		
												187	N	Georgetown		5	6		
												195	H	UMass Lowell		10	5		
												195	H	UMass Lowell		1	0		
												195	H	UMass Lowell		4	3		
												198	A	James Madison		7	12		
												198	A	James Madison		5	13		
												198	A	James Madison		13	11		
												209	A	George Washington		10	8		
												209	H	George Washington		8	12		
LAST 15 GAMES																			
						300	H	Coppin St.		9	7	267	A	Maine		3	6		
						136	H	Binghamton		5	7	238	A	Towson		4	3		
						136	H	Binghamton		4	6	178	A	Albany (NY)		5	1		
						136	H	Binghamton		5	4			267 A Maine		3	6		
						145	A	Navy		6	4			267 A Maine		3	1		

Non-Div. I Games:

UMBC

267	A	Maine	5	7
267	A	Maine	3	1

RPI	S	Opponent	Score	
267	A	Maine	5	7
296	A	Mt. St. Mary's	3	5
296	H	Mt. St. Mary's	9	3
296	H	Mt. St. Mary's	3	1
300	H	Coppin St.	12	3
300	H	Coppin St.	9	7



Average RPI Win: 218		WON-LOST	WINNING	LAST 15	STRENGTH OF		OPP. STRENGTH	TEAM	ADJ	CONF.	ADJ CONF.				
Average RPI Loss: 151		RECORD	PCT. RANK	GAMES	SCHEDULE		OF SCHEDULE	RPI	RPI	RPI	RPI				
DIV. I ONLY		19-23-0	.45238	190	9-6-0		210	219	209	.46828	209	25	25		
DIV. I NON-CONF.		11-19-0	.36667	228	3-2-0		140	205	208	.47005	207	28	28		
TOTALS		RPI 1-25	RPI 26-50		W-L RECORDS		RPI 51-100		RPI 101-150		RPI 150+				
19-23-0	0-1-0	0-0-0		OVERALL		2-7-0		0-3-0		17-12-0					
10-9-0	0-0-0	0-0-0		HOME		0-0-0		0-3-0		10-6-0					
8-12-0	0-1-0	0-0-0		AWAY		2-5-0		0-0-0		6-6-0					
1-2-0	0-0-0	0-0-0		NEUTRAL		0-2-0		0-0-0		1-0-0					
11-19-0	0-1-0	0-0-0		NON-CONFERENCE		2-7-0		0-3-0		9-8-0					
5-8-0	0-0-0	0-0-0		HOME		0-0-0		0-3-0		5-5-0					
5-9-0	0-1-0	0-0-		AWAY		2-5-0		0-0-0		3-3-0					
1-2-0	0-0-0	0-0-0		NEUTRAL		0-2-0		0-0-0		1-0-0					
8-4-0	0-0-0	0-0-0		CONFERENCE		0-0-0		0-0-0		8-4-0					
5-1-0	0-0-0	0-0-0		HOME		0-0-0		0-0-0		5-1-0					
3-3-0	0-0-0	0-0-0		AWAY		0-0-0		0-0-0		3-3-0					
0-0-0	0-0-0	0-0-0		NEUTRAL		0-0-0		0-0-0		0-0-0					
RPI	S	Opponent	Score		RPI	S	Opponent	Score		RPI	S	Opponent	Score		
24	A	Virginia	3	15						107	H	CSUN	5	6	
										64	A	North Florida	2	4	
										64	A	North Florida	3	9	
										64	A	North Florida	7	5	
										78	N	Kent St.	1	4	
										78	N	Kent St.	14	5	
										79	A	Houston	2	0	
										79	A	Houston	1	2	
										79	A	Houston	2	3	
										191	A	Davidson	7	8	
										191	A	Davidson	4	7	
										191	A	Davidson	3	2	
										198	H	James Madison	1	2	
										200	H	Yale	6	1	
										208	A	UMBC	12	8	
										208	H	UMBC	8	10	
										238	A	Towson	10	2	
										238	H	Towson	7	2	
										247	H	NJIT	0	6	
										248	A	Charleston So.	1	12	
										248	A	Charleston So.	10	5	
										248	A	Charleston So.	1	3	
										258	A	Dayton	1	2	
										258	A	Dayton	6	2	
										258	A	Dayton	4	2	
										278	H	La Salle	4	3	
										278	H	La Salle	2	1	
LAST 15 GAMES															

Non-Div. I Games:

George Washington

283	H	George Mason	9	3
283	H	George Mason	14	4

RPI	S	Opponent	Score	
278	H	La Salle	3	6
283	H	George Mason	14	4
283	H	George Mason	9	3
283	H	George Mason	1	0
292	H	Delaware St.	8	0

George Washington

G  
e  
o  
r  
g  
e  
W  
a  
s  
h  
i  
n  
g  
t  
o  
n

G  
e  
o  
r  
g  
e  
W  
a  
s  
h  
i  
n  
g  
t  
o  
n



163 A Winthrop	1	3
163 A Winthrop	15	8

RPI	S	Opponent	Score	
283	H	George Mason	8	7
283	H	George Mason	3	9

Radford

R  
a  
d  
f  
o  
r  
d

R  
a  
d  
f  
o  
r  
d

Average RPI Win: 217		WON-LOST RECORD	WINNING PCT. RANK	LAST 15 GAMES	STRENGTH OF SCHEDULE	OPP. STRENGTH OF SCHEDULE	TEAM RPI	ADJ RPI	CONF. RPI	ADJ CONF. RPI	
Average RPI Loss: 138											
DIV. I ONLY		18-19-0	.48649 164	8-7-0	235	230	211	.46727 211	28	28	
DIV. I NON-CONF.		9-13-0	.40909 204	2-3-0	121	228	154	.49639 154	25	25	
TOTALS		RPI 1-25	RPI 26-50		W-L RECORDS		RPI 51-100		RPI 101-150		RPI 150+
18-19-0	0-0-0		0-3-0		OVERALL		1-6-0		1-1-0		16-9-0
11-6-0	0-0-0		0-0-0		HOME		0-1-0		1-1-0		10-4-0
6-11-0	0-0-0		0-3-0		AWAY		1-5-0		0-0-0		5-3-0
1-2-0	0-0-0		0-0-0		NEUTRAL		0-0-0		0-0-0		1-2-0
9-13-0	0-0-0		0-3-0		NON-CONFERENCE		1-6-0		1-1-0		7-3-0
3-2-0	0-0-0		0-0-0		HOME		0-1-0		1-1-0		2-0-0
5-9-0	0-0-0		0-0-		AWAY		1-5-0		0-0-0		4-1-0
1-2-0	0-0-0		0-0-0		NEUTRAL		0-0-0		0-0-0		1-2-0
9-6-0	0-0-0		0-0-0		CONFERENCE		0-0-0		0-0-0		9-6-0
8-4-0	0-0-0		0-0-0		HOME		0-0-0		0-0-0		8-4-0
1-2-0	0-0-0		0-0-0		AWAY		0-0-0		0-0-0		1-2-0
0-0-0	0-0-0		0-0-0		NEUTRAL		0-0-0		0-0-0		0-0-0
RPI S	Opponent	Score	RPI S	Opponent	Score	RPI S	Opponent	Score	RPI S	Opponent	Score
			44 A	UNCG	3 16	58 A	High Point	7 9	136 H	Binghamton	6 1
			44 A	UNCG	6 8	58 A	High Point	2 4	136 H	Binghamton	7 15
			44 A	UNCG	4 16	58 A	High Point	8 6	157 H	Monmouth	3 5
						74 H	Hartford	3 5	157 H	Monmouth	2 1
						88 A	VCU	0 3	157 H	Monmouth	9 11
						88 A	VCU	0 3	174 N	Air Force	4 8
						88 A	VCU	6 7	178 H	Albany (NY)	2 0
									191 A	Davidson	3 4
									195 H	UMass Lowell	6 3
									212 H	Manhattan	13 7
									212 H	Manhattan	2 8
									212 H	Manhattan	14 2
									216 H	Quinnipiac	6 0
									216 H	Quinnipiac	4 2
									216 H	Quinnipiac	5 2
									224 H	Niagara	3 2
									224 H	Niagara	12 1
									224 H	Niagara	3 7
									235 N	Army West Point	3 8
									247 A	NJIT	4 2
									262 N	Buffalo	8 3
			LAST 15 GAMES						271 A	Iona	7 6
			235 N	Army West Point	3 8	212 H	Manhattan	14 2	271 A	Iona	1 2
			157 H	Monmouth	3 5	212 H	Manhattan	13 7	271 A	Iona	2 3
			157 H	Monmouth	2 1	74 H	Hartford	3 5	292 A	Delaware St.	4 2
			157 H	Monmouth	9 11				292 A	Delaware St.	15 0
			136 H	Binghamton	6 1				292 A	Delaware St.	4 3

Non-Div. I Games:

Marist

136	H	Binghamton	7	15
212	H	Manhattan	2	8

M  
a  
r  
i  
s  
t

M  
a  
r  
i  
s  
t

Average RPI Win: 215		WON-LOST	WINNING	LAST 15	STRENGTH OF		OPP. STRENGTH	TEAM	ADJ	CONF.	ADJ CONF.		
Average RPI Loss: 146		RECORD	PCT. RANK	GAMES	SCHEDULE		OF SCHEDULE	RPI	RPI	RPI	RPI		
DIV. I ONLY		13-25-0	.34211	248	0-1-0		147	242	212	.46541	212	28	28
DIV. I NON-CONF.		9-17-0	.34615	232	0-1-0		134	206	190	.47864	190	25	25
TOTALS		RPI 1-25	RPI 26-50		W-L RECORDS		RPI 51-100		RPI 101-150		RPI 150+		
13-25-0	0-3-0	0-0-0		OVERALL		0-2-0		1-6-0		12-14-0			
6-5-0	0-0-0	0-0-0		HOME		0-1-0		0-0-0		6-4-0			
6-19-0	0-3-0	0-0-0		AWAY		0-1-0		1-5-0		5-8-0			
1-1-0	0-0-0	0-0-0		NEUTRAL		0-0-0		0-0-0		1-1-0			
9-17-0	0-3-0	0-0-0		NON-CONFERENCE		0-2-0		1-6-0		8-6-0			
4-2-0	0-0-0	0-0-0		HOME		0-1-0		0-0-0		4-1-0			
4-14-0	0-3-0	0-0-		AWAY		0-1-0		1-6-0		3-4-0			
1-1-0	0-0-0	0-0-0		NEUTRAL		0-0-0		0-0-0		1-1-0			
4-8-0	0-0-0	0-0-0		CONFERENCE		0-0-0		0-0-0		4-8-0			
2-3-0	0-0-0	0-0-0		HOME		0-0-0		0-0-0		2-3-0			
2-5-0	0-0-0	0-0-0		AWAY		0-0-0		0-0-0		2-5-0			
0-0-0	0-0-0	0-0-0		NEUTRAL		0-0-0		0-0-0		0-0-0			
RPI S	Opponent	Score		RPI S	Opponent	Score		RPI S	Opponent	Score			
5 A	Miami (FL)	0	10			63 A	Old Dominion	5	6	111 A	Seton Hall	2	3
5 A	Miami (FL)	4	7			74 H	Hartford	3	8	111 A	Seton Hall	0	5
5 A	Miami (FL)	4	14							111 A	Seton Hall	0	2
										122 A	FIU	0	6
										122 A	FIU	2	5
										122 A	FIU	7	6
										122 A	FIU	4	8
										157 A	Monmouth	3	7
										157 H	Monmouth	4	5
										157 H	Monmouth	6	5
										173 A	Stony Brook	2	8
										176 N	Delaware	10	2
										184 H	Canisius	4	3
										184 H	Canisius	0	3
										184 H	Canisius	2	4
										190 N	Virginia Tech	7	12
										197 A	Fordham	3	12
										197 H	Fordham	7	5
										205 A	Columbia	12	14
										211 A	Marist	7	13
										211 A	Marist	8	2
										211 A	Marist	2	14
										216 A	Quinnipiac	17	11
										216 A	Quinnipiac	4	10
										216 A	Quinnipiac	3	5
										229 A	Hofstra	4	14
										229 H	Hofstra	5	1
LAST 15 GAMES													
205 A	Columbia	12	14	211 A	Marist	2	14	216 A	Quinnipiac	17	11		
197 H	Fordham	7	5	211 A	Marist	7	13	216 A	Quinnipiac	4	10		
216 A	Quinnipiac	4	10	229 A	Hofstra	4	14	216 A	Quinnipiac	3	5		
216 A	Quinnipiac	17	11					229 A	Hofstra	4	14		
216 A	Quinnipiac	3	5					229 H	Hofstra	5	1		

Non-Div. I Games:

Manhattan

272	H	NYIT	7	6
211	A	Marist	8	2

RPI	S	Opponent	Score	
235	A	Army West Point	3	2
260	A	Lehigh	2	0
260	H	Lehigh	4	6
260	H	Lehigh	10	2
272	A	NYIT	6	4
272	H	NYIT	7	6



Average RPI Win: 193		WON-LOST	WINNING	LAST 15	STRENGTH OF		OPP. STRENGTH	TEAM	ADJ	CONF.	ADJ CONF.
Average RPI Loss: 107		RECORD	PCT. RANK	GAMES	SCHEDULE		OF SCHEDULE	RPI	RPI	RPI	RPI
DIV. I ONLY		17-24-0	.41463	210	6-9-0		193	131	213	.46467	213
DIV. I NON-CONF.		10-11-0	.47619	160	1-3-0		158	172	183	.48457	182
TOTALS		RPI 1-25	RPI 26-50		W-L RECORDS		RPI 51-100		RPI 101-150		RPI 150+
17-24-0		0-5-0	2-3-0		OVERALL		2-7-0		2-1-0		11-8-0
11-10-0		0-2-0	1-0-0		HOME		0-4-0		2-1-0		8-3-0
5-12-0		0-3-0	0-3-0		AWAY		2-3-0		0-0-0		3-3-0
1-2-0		0-0-0	1-0-0		NEUTRAL		0-0-0		0-0-0		0-2-0
10-11-0		0-5-0	2-1-0		NON-CONFERENCE		1-2-0		2-1-0		5-2-0
8-3-0		0-2-0	1-0-0		HOME		0-0-0		2-1-0		5-0-0
1-6-0		0-3-0	0-0-		AWAY		1-2-0		0-0-0		0-0-0
1-2-0		0-0-0	1-0-0		NEUTRAL		0-0-0		0-0-0		0-2-0
7-13-0		0-0-0	0-2-0		CONFERENCE		1-5-0		0-0-0		6-6-0
3-7-0		0-0-0	0-0-0		HOME		0-4-0		0-0-0		3-3-0
4-6-0		0-0-0	0-2-0		AWAY		1-1-0		0-0-0		3-3-0
0-0-0		0-0-0	0-0-0		NEUTRAL		0-0-0		0-0-0		0-0-0
RPI S	Opponent	Score	RPI S	Opponent	Score	RPI S	Opponent	Score	RPI S	Opponent	Score
10 A	Mississippi St.	0 5	31 H	Tulane	2 1	61 A	Southeastern La.	6 5	138 H	Sacred Heart	5 7
10 A	Mississippi St.	0 8	36 N	South Ala.	5 4	61 A	Southeastern La.	2 15	138 H	Sacred Heart	5 0
16 A	La.-Lafayette	3 4	42 A	Lamar	2 7	61 H	Southeastern La.	8 14	138 H	Sacred Heart	8 7
16 H	La.-Lafayette	4 5	42 A	Lamar	10 14	80 A	Nebraska	7 1	169 H	Central Ark.	6 5
17 H	LSU	4 9	49 A	Alabama	1 13	80 A	Nebraska	1 6	169 H	Central Ark.	2 7
						80 A	Nebraska	2 4	169 H	Central Ark.	8 2
						85 H	Sam Houston St.	8 12	195 N	UMass Lowell	6 9
						85 H	Sam Houston St.	1 3	195 N	UMass Lowell	2 11
						85 H	Sam Houston St.	2 4	203 H	Abilene Christian	3 5
									203 H	Abilene Christian	4 5
									203 H	Abilene Christian	4 2
									226 A	A&M-Corpus Christi	4 1
									226 A	A&M-Corpus Christi	0 8
									226 A	A&M-Corpus Christi	4 5
									270 A	Incarnate Word	8 4
									270 A	Incarnate Word	8 3
									270 A	Incarnate Word	5 7
									295 H	Southern U.	9 8
									299 H	Mississippi Val.	15 1
									299 H	Mississippi Val.	13 3
									299 H	Mississippi Val.	18 2
									299 H	Mississippi Val.	6 1
			LAST 15 GAMES								
			80 A	Nebraska	2 4	270 A	Incarnate Word	8 3			
			80 A	Nebraska	7 1	270 A	Incarnate Word	5 7			
			80 A	Nebraska	1 6	270 A	Incarnate Word	8 4			
			16 A	La.-Lafayette	3 4						
			169 H	Central Ark.	2 7						

Non-Div. I Games:

Nicholls St.

169 H Central Ark.	6	5
169 H Central Ark.	8	2

N  
i  
c  
h  
o  
l  
l  
s  
s  
t  
.

N  
i  
c  
h  
o  
l  
l  
s  
s  
t  
.

[illegible]

**Non-Div. I Games:**

Central Conn. St.

138 A Sacred Heart	4	7
138 A Sacred Heart	4	5

RPI	S	Opponent	Score	
296	H	Mt. St. Mary's	2	0
296	H	Mt. St. Mary's	6	0
296	H	Mt. St. Mary's	4	6
296	H	Mt. St. Mary's	19	4

Central Conn. St.

C  
e  
n  
t  
r  
a  
l  
C  
o  
n  
n  
.  
S  
t  
.

C  
e  
n  
t  
r  
a  
l  
C  
o  
n  
n  
.  
S  
t  
.

Average RPI Win:		204	WON-LOST RECORD		WINNING PCT. RANK	LAST 15 GAMES		STRENGTH OF SCHEDULE		OPP. STRENGTH OF SCHEDULE	TEAM RPI	ADJ RPI	CONF. RPI	ADJ CONF. RPI			
Average RPI Loss:		147															
DIV. I ONLY			17-25-0		.40476	216	4-11-0		182	238	215	.46272	215	21	21		
DIV. I NON-CONF.			10-14-0		.41667	197	0-5-0		219	276	226	.45842	226	22	22		
TOTALS		RPI 1-25		RPI 26-50		W-L RECORDS		RPI 51-100		RPI 101-150		RPI 150+					
17-25-0		1-1-0		0-4-0		OVERALL		2-6-0		2-3-0		12-11-0					
8-11-0		0-0-0		0-3-0		HOME		1-2-0		2-1-0		5-5-0					
6-14-0		1-1-0		0-1-0		AWAY		0-4-0		0-2-0		5-6-0					
3-0-0		0-0-0		0-0-0		NEUTRAL		1-0-0		0-0-0		2-0-0					
10-14-0		1-1-0		0-1-0		NON-CONFERENCE		2-3-0		0-2-0		7-7-0					
4-6-0		0-0-0		0-0-0		HOME		1-2-0		0-0-0		3-4-0					
3-8-0		1-1-0		0-0-		AWAY		0-1-0		0-2-0		2-3-0					
3-0-0		0-0-0		0-0-0		NEUTRAL		1-0-0		0-0-0		2-0-0					
7-11-0		0-0-0		0-3-0		CONFERENCE		0-3-0		2-1-0		5-4-0					
4-5-0		0-0-0		0-3-0		HOME		0-0-0		2-1-0		2-1-0					
3-6-0		0-0-0		0-0-0		AWAY		0-3-0		0-0-0		3-3-0					
0-0-0		0-0-0		0-0-0		NEUTRAL		0-0-0		0-0-0		0-0-0					
RPI	S	Opponent		Score		RPI	S	Opponent		Score		RPI	S	Opponent		Score	
2	A	Louisville		2	14	28	A	UNCW		7	10	65	A	Tennessee		3	4
10	A	Mississippi St.		16	12	38	H	Southeast Mo. St.		1	4	66	A	Austin Peay		3	4
						38	H	Southeast Mo. St.		3	7	66	A	Austin Peay		1	10
						38	H	Southeast Mo. St.		1	2	66	A	Austin Peay		4	14
												86	H	Evansville		6	5
												86	H	Evansville		2	10
												86	H	Evansville		0	4
												88	N	VCU		12	2
																</	

Non-Div. I Games:

Eastern Ky.

Eastern Ky.

104	A	Marshall	0	6
240	H	SIUE	12	1

Through Games Of April 28, 2016

RPI	S	Opponent	Score	
298	H	Alabama A&M	1	3

Eastern Ky.

E  
a  
s  
t  
e  
r  
n  
K  
y  
.

E  
a  
s  
t  
e  
r  
n  
K  
y  
.

Average RPI Win:	206	WON-LOST RECORD	WINNING PCT. RANK	LAST 15 GAMES	STRENGTH OF SCHEDULE	OPP. STRENGTH OF SCHEDULE	TEAM RPI	ADJ RPI	CONF. RPI	ADJ CONF. RPI					
DIV. I ONLY		17-23-0	.425	205	9-6-0	279	165	216	.46235	216	28	28			
DIV. I NON-CONF.		11-17-0	.39286	213	3-3-0	232	124	182	.48471	181	25	25			
<hr/>															
TOTALS	RPI 1-25	RPI 26-50		W-L RECORDS		RPI 51-100		RPI 101-150		RPI 150+					
17-23-0	0-0-0	0-0-0		OVERALL		3-6-0		1-3-0		13-14-0					
6-3-0	0-0-0	0-0-0		HOME		0-1-0		0-0-0		6-2-0					
11-20-0	0-0-0	0-0-0		AWAY		3-5-0		1-3-0		7-12-0					
0-0-0	0-0-0	0-0-0		NEUTRAL		0-0-0		0-0-0		0-0-0					
<hr/>															
11-17-0	0-0-0	0-0-0		NON-CONFERENCE		3-6-0		1-3-0		7-8-0					
1-2-0	0-0-0	0-0-0		HOME		0-1-0		0-0-0		1-1-0					
10-15-0	0-0-0	0-0-		AWAY		3-5-0		1-3-0		6-7-0					
0-0-0	0-0-0	0-0-0		NEUTRAL		0-0-0		0-0-0		0-0-0					
<hr/>															
6-6-0	0-0-0	0-0-0		CONFERENCE		0-0-0		0-0-0		6-6-0					
5-1-0	0-0-0	0-0-0		HOME		0-0-0		0-0-0		5-1-0					
1-5-0	0-0-0	0-0-0		AWAY		0-0-0		0-0-0		1-5-0					
0-0-0	0-0-0	0-0-0		NEUTRAL		0-0-0		0-0-0		0-0-0					
<hr/>															
RPI	S	Opponent	Score	RPI	S	Opponent	Score	RPI	S	Opponent	Score				
				64 A North Florida				8	12	111 A Seton Hall				2	14
				64 A North Florida				5	6	111 A Seton Hall				1	4
				64 A North Florida				3	0	111 A Seton Hall				1	5
				74 A Hartford				7	5	134 A Rhode Island				2	1
				74 H Hartford				5	11	178 A Albany (NY)				14	24
				92 A FGCU				4	10	189 A Northeastern				9	12
				92 A FGCU				10	9	190 A Virginia Tech				2	5
				92 A FGCU				3	10	190 A Virginia Tech				4	2
				92 A FGCU				4	8	190 A Virginia Tech				4	13
										190 A Virginia Tech				3	4
										200 H Yale				6	8
										201 A Bethune-Cookman				3	8
										211 A Marist				0	6
										211 A Marist				2	4
										211 A Marist				2	5
										212 H Manhattan				10	4
										212 H Manhattan				11	17
										212 H Manhattan				5	3
										214 A Central Conn. St.				9	5
										231 A Dartmouth				5	4
										245 A Siena				2	3
										245 A Siena				7	8
										245 A Siena				7	0
										250 A Appalachian St.				4	3
										250 A Appalachian St.				3	2
										250 A Appalachian St.				7	2
										250 A Appalachian St.				7	10

**Non-Div. I Games:**

Quinnipiac

178	A	Albany (NY)	14	24
271	H	Iona	3	2

RPI	S	Opponent	Score	
271	H	Iona	3	2
271	H	Iona	2	0
271	H	Iona	4	3
277	H	Massachusetts	7	0

Quinnipiac

Q  
u  
i  
n  
n  
i  
p  
i  
a  
c

Q  
u  
i  
n  
n  
i  
p  
i  
a  
c



Average RPI Win: 223		WON-LOST RECORD	WINNING PCT. RANK		LAST 15 GAMES	STRENGTH OF SCHEDULE	OPP. STRENGTH OF SCHEDULE	TEAM RPI	ADJ RPI	CONF. RPI	ADJ CONF. RPI			
Average RPI Loss: 144														
DIV. I ONLY		24-17-0	.58537	91	9-6-0	287	134	217	.46183	217	21	21		
DIV. I NON-CONF.		13-10-0	.56522	109	3-2-0	279	165	230	.45497	230	22	22		
<hr/>														
TOTALS		RPI 1-25	RPI 26-50		W-L RECORDS		RPI 51-100		RPI 101-150		RPI 150+			
24-17-0		0-1-0	0-0-0		OVERALL		1-5-0		2-5-0		21-6-0			
16-10-0		0-0-0	0-0-0		HOME		1-4-0		0-2-0		15-4-0			
8-6-0		0-0-0	0-0-0		AWAY		0-1-0		2-3-0		6-2-0			
0-1-0		0-1-0	0-0-0		NEUTRAL		0-0-0		0-0-0		0-0-0			
13-10-0		0-1-0	0-0-0		NON-CONFERENCE		0-3-0		1-3-0		12-3-0			
10-7-0		0-0-0	0-0-0		HOME		0-2-0		0-2-0		10-3-0			
3-2-0		0-0-0	0-0-		AWAY		0-1-0		1-1-0		2-0-0			
0-1-0		0-1-0	0-0-0		NEUTRAL		0-0-0		0-0-0		0-0-0			
11-7-0		0-0-0	0-0-0		CONFERENCE		1-2-0		1-2-0		9-3-0			
6-3-0		0-0-0	0-0-0		HOME		1-2-0		0-0-0		5-1-0			
5-4-0		0-0-0	0-0-0		AWAY		0-0-0		1-2-0		4-2-0			
0-0-0		0-0-0	0-0-0		NEUTRAL		0-0-0		0-0-0		0-0-0			
RPI	S	Opponent	Score		RPI	S	Opponent	Score		RPI	S	Opponent	Score	
15	N	Vanderbilt	2	8						114	A	Morehead St.	20	8
							66 H Austin Peay	3	6	114	A	Morehead St.	11	12
							66 H Austin Peay	5	6	114	A	Morehead St.	0	9
							66 H Austin Peay	15	0	114	A	Morehead St.	1	11
							75 A Western Ky.	2	3	128	A	Southern Ill.	4	8
							75 H Western Ky.	4	10	128	H	Southern Ill.	9	4
							86 H Evansville	7	13	137	A	Middle Tenn.	14	16
										150	H	Miami (OH)	6	5
										215	H	Eastern Ky.	6	5
										215	H	Eastern Ky.	1	2
										215	H	Eastern Ky.	8	7
										219	A	Memphis	12	6
										219	H	Memphis	1	4
										221	H	Northern Ill.	15	13
										221	H	Northern Ill.	5	4
										221	H	Northern Ill.	5	3
										230	A	Lipscomb	23	6
										230	H	Lipscomb	20	7
										235	H	Army West Point	6	5
										240	A	SIUE	8	9
										240	A	SIUE	12	0
										240	A	SIUE	3	7
										241	H	Youngstown St.	12	6
										241	H	Youngstown St.	4	3
										241	H	Youngstown St.	5	23
										243	H	Illinois St.	13	10
										243	H	Illinois St.	7	5
										243	H	Illinois St.		
LAST 15 GAMES										66	H	Austin Peay	5	6
										66	H	Austin Peay	15	0
										230	A	Lipscomb	5	3
										219	A	Memphis	8	7
										219	H	Memphis	12	6
										266	A	Eastern Ill.	6	1
										266	A	Eastern Ill.	8	9
										266	A	Eastern Ill.	21	9

Non-Div. I Games:

Belmont

75	A	Western Ky.	2	3
66	H	Austin Peay	3	6

RPI	S	Opponent	Score	
249	H	Western Mich.	3	1
266	A	Eastern Ill.	21	9
266	A	Eastern Ill.	8	9
266	A	Eastern Ill.	6	1
268	H	UT Martin	23	7
268	H	UT Martin	10	8
268	H	UT Martin	7	3

Average RPI Win: 217		WON-LOST	WINNING	LAST 15	STRENGTH OF		OPP. STRENGTH	TEAM	ADJ		CONF.	ADJ CONF.			
Average RPI Loss: 166		RECORD	PCT. RANK	GAMES	SCHEDULE		OF SCHEDULE	RPI	RPI		RPI	RPI			
DIV. I ONLY		16-21-0	.43243	202	9-6-0		231	215	218	.46176	218	24			
DIV. I NON-CONF.		8-13-0	.38095	221	1-2-0		179	193	201	.47322	201	23			
TOTALS		RPI 1-25	RPI 26-50		W-L RECORDS		RPI 51-100		RPI 101-150		RPI 150+				
16-21-0		0-3-0	1-1-0		OVERALL		0-2-0		0-0-0		15-15-0				
6-5-0		0-0-0	0-1-0		HOME		0-0-0		0-0-0		6-4-0				
6-11-0		0-3-0	1-0-0		AWAY		0-2-0		0-0-0		5-6-0				
4-5-0		0-0-0	0-0-0		NEUTRAL		0-0-0		0-0-0		4-5-0				
8-13-0		0-3-0	1-1-0		NON-CONFERENCE		0-0-0		0-0-0		7-9-0				
1-2-0		0-0-0	0-1-0		HOME		0-0-0		0-0-0		1-1-0				
3-6-0		0-3-0	1-0-		AWAY		0-0-0		0-0-0		2-3-0				
4-5-0		0-0-0	0-0-0		NEUTRAL		0-0-0		0-0-0		4-5-0				
8-8-0		0-0-0	0-0-0		CONFERENCE		0-2-0		0-0-0		8-6-0				
5-3-0		0-0-0	0-0-0		HOME		0-0-0		0-0-0		5-3-0				
3-5-0		0-0-0	0-0-0		AWAY		0-2-0		0-0-0		3-3-0				
0-0-0		0-0-0	0-0-0		NEUTRAL		0-0-0		0-0-0		0-0-0				
RPI S	Opponent	Score		RPI S	Opponent	Score		RPI S	Opponent	Score		RPI S	Opponent	Score	
1 A	Florida	5	16	30 A	Wake Forest	6	3	95 A	Princeton	5	14	161 N	Richmond	2	9
1 A	Florida	2	9	50 H	Boston College	9	11	95 A	Princeton	1	4	177 A	Holy Cross	4	11
1 A	Florida	1	3									178 H	Albany (NY)	3	2
												178 H	Albany (NY)	0	3
												185 A	Fairfield	6	8
												185 A	Fairfield	7	1
												189 A	Northeastern	2	3
												195 A	UMass Lowell	9	4
												200 A	Yale	9	1
												200 A	Yale	5	2
												200 A	Yale	2	3
												200 A	Yale	6	3
												205 H	Columbia	3	4
												205 H	Columbia	11	3
												225 H	Penn	3	2
												225 H	Penn	5	6
												235 N	Army West Point	5	3
												235 N	Army West Point	12	13
												235 N	Army West Point	4	6
												238 N	Towson	5	6
												242 A	Cornell	1	5
												242 A	Cornell	4	6
												257 H	Brown	6	0
												257 H	Brown	0	6
												257 H	Brown	4	3
												257 H	Brown	2	1
												277 N	Massachusetts	2	6
LAST 15 GAMES				195 A	UMass Lowell	9	4	200 A	Yale	9	1	257 H	Brown	6	0
				257 H	Brown	6	0	200 A	Yale	6	3	257 H	Brown	0	6
				257 H	Brown	0	6	200 A	Yale	2	3	257 H	Brown	4	3
				257 H	Brown	4	3					257 H	Brown	2	1
				257 H	Brown	2	1					277 N	Massachusetts	2	6

Non-Div. I Games:

Harvard

277	N	Massachusetts	2	6
200	A	Yale	5	2

RPI	S	Opponent	Score	
277	N	Massachusetts	5	1
277	N	Massachusetts	9	5
294	N	Saint Peter's	7	1

Harvard

H  
a  
r  
v  
a  
r  
d

H  
a  
r  
v  
a  
r  
d

Average RPI Win: 176		WON-LOST RECORD		WINNING PCT. RANK		LAST 15 GAMES		STRENGTH OF SCHEDULE		OPP. STRENGTH OF SCHEDULE		TEAM RPI		ADJ RPI		CONF. RPI		ADJ CONF. RPI	
DIV. I ONLY		14-28-0		.33333 252		4-11-0		145		76		219		.46045 219		6		6	
DIV. I NON-CONF.		9-21-0		.3 256		0-5-0		165		90		252		.44471 252		6		6	
TOTALS		RPI 1-25		RPI 26-50		W-L RECORDS		RPI 51-100		RPI 101-150		RPI 150+							
14-28-0		0-3-0		1-2-0		OVERALL		1-7-0		4-11-0		8-5-0							
8-13-0		0-1-0		1-2-0		HOME		0-5-0		1-3-0		6-2-0							
5-12-0		0-2-0		0-0-0		AWAY		0-0-0		3-7-0		2-3-0							
1-3-0		0-0-0		0-0-0		NEUTRAL		1-2-0		0-1-0		0-0-0							
9-21-0		0-3-0		0-0-0		NON-CONFERENCE		1-7-0		2-7-0		6-4-0							
6-9-0		0-1-0		0-0-0		HOME		0-5-0		0-1-0		6-2-0							
2-9-0		0-2-0		0-0-		AWAY		0-0-0		2-5-0		0-2-0							
1-3-0		0-0-0		0-0-0		NEUTRAL		1-2-0		0-1-0		0-0-0							
5-7-0		0-0-0		1-2-0		CONFERENCE		0-0-0		2-4-0		2-1-0							
2-4-0		0-0-0		1-2-0		HOME		0-0-0		1-2-0		0-0-0							
3-3-0		0-0-0		0-0-0		AWAY		0-0-0		1-2-0		2-1-0							
0-0-0		0-0-0		0-0-0		NEUTRAL		0-0-0		0-0-0		0-0-0							
RPI	S	Opponent		Score		RPI	S	Opponent		Score		RPI	S	Opponent		Score			
7	A	Ole Miss		7	9	29	H	East Carolina		1	8	65	N	Tennessee		4	8		
7	H	Ole Miss		0	7	29	H	East Carolina		6	5	65	N	Tennessee		2	5		
10	A	Mississippi St.		1	11	29	H	East Carolina		2	8	65	N	Tennessee		13	8		
												66	H	Austin Peay		7	9		
												83	H	Arkansas		4	12		
												92	H	Missouri St.		7	8		
												92	H	Missouri St.		4	6		
												92	H	Missouri St.		4	7		
														125 A Cincinnati		0	1		
														125 A Cincinnati		6	2		
														125 A Cincinnati		4	16		
														128 A Southern Ill.		3	5		
														128 A Southern Ill.		5	11		
														128 A Southern Ill.		7	4		
														137 A Middle Tenn.		2	8		
														137 N Middle Tenn.		1	3		
														172 A South Fla.		4	3		
														172 A South Fla.		5	7		
														172 A South Fla.		8	3		
														207 A Murray St.		6	10		
														217 A Belmont		6	12		
														217 H Belmont		7	8		
														240 H SIUE		11	5		
														240 H SIUE		4	2		
														240 H SIUE		4	0		
														266 H Eastern Ill.		2	1		
														266 H Eastern Ill.		9	10		
														266 H Eastern Ill.		23	0		
LAST 15 GAMES																			
						217	H	Belmont		7	8	29	H	East Carolina		1	8		
						217	A	Belmont		6	12	10	A	Mississippi St.		1	11		
						125	A	Cincinnati		6	2	66	H	Austin Peay		7	9		
						125	A	Cincinnati		4	16								
						125	A	Cincinnati		0	1								

Non-Div. I Games:

Memphis

29	H	East Carolina	6	5
29	H	East Carolina	2	8

RPI	S	Opponent	Score	
279	H	Ark.-Pine Bluff	6	5

Memphis

M  
e  
m  
p  
h  
i  
s

M  
e  
m  
p  
h  
i  
s

Average RPI Win:	198	WON-LOST	WINNING	LAST 15	STRENGTH OF	OPP. STRENGTH	TEAM	ADJ	CONF.	ADJ CONF.	
Average RPI Loss:	164	RECORD	PCT. RANK	GAMES	SCHEDULE	OF SCHEDULE	RPI	RPI	RPI	RPI	
DIV. I ONLY	13-25-0	.34211	248	7-8-0	171	264	220	.45946	220	28	28
DIV. I NON-CONF.	8-18-0	.30769	251	3-4-0	167	240	236	.45191	236	25	25
TOTALS	RPI 1-25	RPI 26-50	W-L RECORDS	RPI 51-100	RPI 101-150	RPI 150+					
13-25-0	0-0-0	0-0-0	OVERALL	1-4-0	2-7-0	10-14-0					
6-4-0	0-0-0	0-0-0	HOME	1-1-0	2-1-0	3-2-0					
7-18-0	0-0-0	0-0-0	AWAY	0-3-0	0-5-0	7-10-0					
0-3-0	0-0-0	0-0-0	NEUTRAL	0-0-0	0-1-0	0-2-0					
8-18-0	0-0-0	0-0-0	NON-CONFERENCE	1-4-0	2-7-0	5-7-0					
5-2-0	0-0-0	0-0-0	HOME	1-1-0	2-1-0	2-0-0					
3-13-0	0-0-0	0-0-	AWAY	0-3-0	0-5-0	3-5-0					
0-3-0	0-0-0	0-0-0	NEUTRAL	0-0-0	0-1-0	0-2-0					
5-7-0	0-0-0	0-0-0	CONFERENCE	0-0-0	0-0-0	5-7-0					
1-2-0	0-0-0	0-0-0	HOME	0-0-0	0-0-0	1-2-0					
4-5-0	0-0-0	0-0-0	AWAY	0-0-0	0-0-0	4-5-0					
0-0-0	0-0-0	0-0-0	NEUTRAL	0-0-0	0-0-0	0-0-0					
RPI	S	Opponent	Score	RPI	S	Opponent	Score	RPI	S	Opponent	Score
						58 A High Point	2 4			118 N Saint Joseph's	3 5
						58 A High Point	2 10			127 A Wofford	4 12
						58 A High Point	4 6			133 A Gardner-Webb	2 6
						73 H Rutgers	3 2			133 A Gardner-Webb	2 3
						95 H Princeton	2 7			133 A Gardner-Webb	2 8
										133 A Gardner-Webb	1 6
										138 H Sacred Heart	4 7
										138 H Sacred Heart	4 1
										138 H Sacred Heart	4 2
										157 A Monmouth	4 8
										157 A Monmouth	0 6
										157 A Monmouth	3 5
										159 A Campbell	11 8
										159 A Campbell	3 12
										184 H Canisius	5 15
										184 H Canisius	0 1
										184 H Canisius	5 3
										185 A Fairfield	6 3
										185 A Fairfield	7 6
										185 A Fairfield	1 13
										224 A Niagara	14 5
										224 A Niagara	0 3
										224 A Niagara	9 1
										233 A VMI	1 4
										233 A VMI	2 1
										233 A VMI	2 5
										236 A USC Upstate	3 10

Non-Div. I Games:

Rider

Rider

184 H Canisius	5	15
184 H Canisius	0	1

Through Games Of April 28, 2016

RPI	S	Opponent	Score	
259	N	Lafayette	3	6
260	A	Lehigh	8	9
260	H	Lehigh	10	9
278	H	La Salle	5	2
286	N	UNC Asheville	4	19
292	A	Delaware St.	11	7

Rider

R  
i  
d  
e  
r

R  
i  
d  
e  
r



Average RPI Win:		213	WON-LOST RECORD		WINNING PCT. RANK		LAST 15 GAMES		STRENGTH OF SCHEDULE		OPP. STRENGTH OF SCHEDULE		TEAM RPI		ADJ RPI		CONF. RPI		ADJ CONF. RPI	
DIV. I ONLY			15-25-0		.375 232		9-6-0		213		208		221		.45912 221		23		23	
DIV. I NON-CONF.			6-19-0		.24 271		2-2-0		92		169		210		.46736 210		24		24	
TOTALS		RPI 1-25		RPI 26-50		W-L RECORDS		RPI 51-100		RPI 101-150		RPI 150+								
15-25-0		0-1-0		0-5-0		OVERALL		1-6-0		2-3-0		12-10-0								
6-5-0		0-0-0		0-0-0		HOME		0-0-0		1-2-0		5-3-0								
8-15-0		0-1-0		0-1-0		AWAY		0-5-0		1-1-0		7-7-0								
1-5-0		0-0-0		0-4-0		NEUTRAL		1-1-0		0-0-0		0-0-0								
6-19-0		0-1-0		0-5-0		NON-CONFERENCE		1-6-0		1-1-0		4-6-0								
1-1-0		0-0-0		0-0-0		HOME		0-0-0		0-0-0		1-1-0								
4-13-0		0-1-0		0-0-		AWAY		0-5-0		1-1-0		3-5-0								
1-5-0		0-0-0		0-4-0		NEUTRAL		1-1-0		0-0-0		0-0-0								
9-6-0		0-0-0		0-0-0		CONFERENCE		0-0-0		1-2-0		8-4-0								
5-4-0		0-0-0		0-0-0		HOME		0-0-0		1-2-0		4-2-0								
4-2-0		0-0-0		0-0-0		AWAY		0-0-0		0-0-0		4-2-0								
0-0-0		0-0-0		0-0-0		NEUTRAL		0-0-0		0-0-0		0-0-0								
RPI	S	Opponent		Score		RPI	S	Opponent		Score		RPI	S	Opponent		Score				
15	A	Vanderbilt		2	9	33	A	Minnesota		10	12	66	A	Austin Peay		1	14			
						50	N	Boston College		0	17	86	A	Evansville		6	8			
						50	N	Boston College		1	5	86	A	Evansville		2	5			
						50	N	Boston College		0	5	86	A	Evansville		10	11			
						50	N	Boston College		1	2	87	N	Illinois		3	5			
												87	N	Illinois		9	3			
												94	A	Iowa		3	12			

**Non-Div. I Games:**

Northern Ill.

249 A Western Mich.	12	15
249 A Western Mich.	17	3

N  
o  
r  
t  
h  
e  
r  
n  
I  
l  
l  
.

N  
o  
r  
t  
h  
e  
r  
n  
I  
l  
l  
.

Average RPI Win:		189	WON-LOST RECORD		WINNING PCT. RANK		LAST 15 GAMES		STRENGTH OF SCHEDULE		OPP. STRENGTH OF SCHEDULE		TEAM RPI		ADJ RPI		CONF. RPI		ADJ CONF. RPI				
DIV. I ONLY			15-27-0		.35714	241	3-12-0		138		120		221		.45912	221	14		14				
DIV. I NON-CONF.			10-20-0		.33333	235	0-6-0		202		93		259		.43922	259	16		16				
TOTALS		RPI 1-25		RPI 26-50		W-L RECORDS		RPI 51-100		RPI 101-150		RPI 150+											
15-27-0		0-4-0		1-2-0		OVERALL		0-3-0		2-6-0		12-12-0											
12-12-0		0-3-0		1-2-0		HOME		0-2-0		2-2-0		9-3-0											
3-15-0		0-1-0		0-0-0		AWAY		0-1-0		0-4-0		3-9-0											
0-0-0		0-0-0		0-0-0		NEUTRAL		0-0-0		0-0-0		0-0-0											
10-20-0		0-4-0		0-0-0		NON-CONFERENCE		0-3-0		0-2-0		10-11-0											
9-9-0		0-3-0		0-0-0		HOME		0-2-0		0-1-0		9-3-0											
1-11-0		0-1-0		0-0-		AWAY		0-1-0		0-1-0		1-8-0											
0-0-0		0-0-0		0-0-0		NEUTRAL		0-0-0		0-0-0		0-0-0											
5-7-0		0-0-0		1-2-0		CONFERENCE		0-0-0		2-4-0		2-1-0											
3-3-0		0-0-0		1-2-0		HOME		0-0-0		2-1-0		0-0-0											
2-4-0		0-0-0		0-0-0		AWAY		0-0-0		0-3-0		2-1-0											
0-0-0		0-0-0		0-0-0		NEUTRAL		0-0-0		0-0-0		0-0-0											
RPI	S	Opponent		Score		RPI	S	Opponent		Score		RPI	S	Opponent		Score		RPI	S	Opponent		Score	
3	H	South Carolina		3	6	44	H	UNCG		1	14	51	A	Col. of Charleston		0	1	115	H	Western Caro.		6	4
11	A	Coastal Caro.		3	4	44	H	UNCG		7	5	51	H	Col. of Charleston		9	12	115	H	Western Caro.		0	11
12	H	Clemson		4	5	44	H	UNCG		4	7	51	H	Col. of Charleston		1	5	115	H	Western Caro.		2	1
12	H	Clemson		1	12													123	A	Ga. Southern		2	10
																		123	H	Ga. Southern		5	7
																		127	A	Wofford		8	10
																		127	A	Wofford		5	10
																		127	A	Wofford		9	10
																		156	A	Stetson		5	11
																		156	A	Stetson		1	3
																		156	A	Stetson		0	7
																		160	A	Charlotte		4	15
																		161	H	Richmond		6	2
																		183	H	Presbyterian		2	1
																		183	H	Presbyterian		6	7
																		183	H	Presbyterian		7	2
																		190	H	Virginia Tech		0	12
																		190	H	Virginia Tech		4	2
																		190	H	Virginia Tech		5	4
																		199	A	Elon		3	5
																		199	A	Elon		13	8
																		199	A	Elon		3	8
																		233	A	VMI		3	8
																		233	A	VMI		10	2
																		233	A	VMI		4	2
																		236	A	USC Upstate		1	14
																		236	H	USC Upstate		1	7
LAST 15 GAMES																							
160	A	Charlotte		4	15	127	A	Wofford		9	10	233	A	VMI		3	8	233	A	VMI		10	2
115	H	Western Caro.		6	4	127	A	Wofford		5	10	233	A	VMI		4	2	236	A	USC Upstate		1	14
115	H	Western Caro.		0	11	44	H	UNCG		4	7	236	H	USC Upstate		1	7						
115	H	Western Caro.		2	1																		
123	H	Ga. Southern		5	7																		

Non-Div. I Games:

The Citadel

123	A	Ga. Southern	2	10
127	A	Wofford	8	10

RPI	S	Opponent	Score	
245	H	Siena	6	4
245	H	Siena	3	2
245	H	Siena	14	2
248	A	Charleston So.	1	18
248	H	Charleston So.	4	3

Average RPI Win: 227		WON-LOST	WINNING	LAST 15	STRENGTH OF		OPP. STRENGTH	TEAM	ADJ	CONF.	ADJ CONF.				
Average RPI Loss: 151		RECORD	PCT. RANK	GAMES	SCHEDULE		OF SCHEDULE	RPI	RPI	RPI	RPI				
DIV. I ONLY		21-18-0	.53846	120	8-7-0		284	174	223	.45871	223	21	21		
DIV. I NON-CONF.		11-7-0	.61111	79	3-1-0		294	251	231	.45484	231	22	22		
TOTALS		RPI 1-25	RPI 26-50		W-L RECORDS		RPI 51-100		RPI 101-150		RPI 150+				
21-18-0		0-0-0	0-0-0		OVERALL		2-5-0		2-6-0		17-7-0				
13-9-0		0-0-0	0-0-0		HOME		2-4-0		1-3-0		10-2-0				
8-9-0		0-0-0	0-0-0		AWAY		0-1-0		1-3-0		7-5-0				
0-0-0		0-0-0	0-0-0		NEUTRAL		0-0-0		0-0-0		0-0-0				
11-7-0		0-0-0	0-0-0		NON-CONFERENCE		0-1-0		2-3-0		9-3-0				
8-5-0		0-0-0	0-0-0		HOME		0-0-0		1-3-0		7-2-0				
3-2-0		0-0-0	0-0-		AWAY		0-1-0		1-0-0		2-1-0				
0-0-0		0-0-0	0-0-0		NEUTRAL		0-0-0		0-0-0		0-0-0				
10-11-0		0-0-0	0-0-0		CONFERENCE		2-4-0		0-3-0		8-4-0				
5-4-0		0-0-0	0-0-0		HOME		2-4-0		0-0-0		3-0-0				
5-7-0		0-0-0	0-0-0		AWAY		0-0-0		0-3-0		5-4-0				
0-0-0		0-0-0	0-0-0		NEUTRAL		0-0-0		0-0-0		0-0-0				
RPI	S	Opponent	Score	RPI	S	Opponent	Score	RPI	S	Opponent	Score	RPI	S	Opponent	Score

Non-Div. I Games:

Tennessee Tech

71 H Jacksonville St.	14	15
71 H Jacksonville St.	7	6

RPI	S	Opponent	Score	
281	H	Bucknell	2	3
281	H	Bucknell	9	3
281	H	Bucknell	5	6
298	A	Alabama A&M	34	6
298	H	Alabama A&M	11	6

Tennessee Tech

T  
e  
n  
n  
e  
s  
s  
e  
e  
T  
e  
c  
h

T  
e  
n  
n  
e  
s  
s  
e  
e  
T  
e  
c  
h

Average RPI Win: 238		WON-LOST RECORD		WINNING PCT. RANK		LAST 15 GAMES		STRENGTH OF SCHEDULE		OPP. STRENGTH OF SCHEDULE		TEAM RPI		ADJ RPI		CONF. RPI		ADJ CONF. RPI	
DIV. I ONLY		12-26-1		.32051 262		7-8-0		189		265		225		.45755 224		28		28	
DIV. I NON-CONF.		5-18-1		.22917 275		1-1-0		37		239		207		.47055 206		25		25	
TOTALS		RPI 1-25		RPI 26-50		W-L RECORDS		RPI 51-100		RPI 101-150		RPI 150+							
12-26-1		0-1-0		0-8-0		OVERALL		1-3-0		0-2-0		11-12-1							
2-3-0		0-0-0		0-0-0		HOME		0-0-0		0-0-0		2-3-0							
9-18-1		0-1-0		0-3-0		AWAY		1-2-0		0-2-0		8-8-0							
1-5-0		0-0-0		0-4-0		NEUTRAL		0-1-0		0-0-0		1-0-0							
5-18-1		0-1-0		0-8-0		NON-CONFERENCE		1-3-0		0-2-0		4-4-1							
1-1-0		0-0-0		0-0-0		HOME		0-0-0		0-0-0		1-1-0							
3-12-1		0-1-0		0-0-		AWAY		1-2-0		0-2-0		2-3-1							
1-5-0		0-0-0		0-4-0		NEUTRAL		0-1-0		0-0-0		1-0-0							
7-8-0		0-0-0		0-0-0		CONFERENCE		0-0-0		0-0-0		7-8-0							
1-2-0		0-0-0		0-0-0		HOME		0-0-0		0-0-0		1-2-0							
6-6-0		0-0-0		0-0-0		AWAY		0-0-0		0-0-0		6-6-0							
0-0-0		0-0-0		0-0-0		NEUTRAL		0-0-0		0-0-0		0-0-0							
RPI	S	Opponent		Score		RPI	S	Opponent		Score		RPI	S	Opponent		Score			
8	A	North Carolina St.		1	7	34	N	Pittsburgh		4	5	96	A	Penn St.		1	4		
						34	N	Pittsburgh		10	19	96	A	Penn St.		4	16		
						39	A	BYU		10	14	96	A	Penn St.		4	3		
						39	A	BYU		2	14	99	N	Ohio St.		7	10		
						39	A	BYU		1	14								
						39	A	BYU		3	15								
						47	N	Notre Dame		4	5								
						49	N	Alabama		4	8								
						LAST 15 GAMES													
						220	H	Rider		5	14	185	A	Fairfield		2	3		
						220	H	Rider		1	9	211	A	Marist		7	3		
						220	H	Rider		3	0	211	A	Marist		2	3		
						228	H	St. Bonaventure		3	8								
						228	H	St. Bonaventure		5	3								
												115	A	Western Caro.		4	17		
												115	A	Western Caro.		2	10		
												185	A	Fairfield		2	3		
												185	A	Fairfield		2	4		
												185	A	Fairfield		3	9		
												211	A	Marist		7	3		
												211	A	Marist		2	3		
												211	A	Marist		1	12		
												220	H	Rider		3	0		
												220	H	Rider		5	14		
												220	H	Rider		1	9		
												228	A	St. Bonaventure		4	3		
												228	A	St. Bonaventure		1	1		
												228	H	St. Bonaventure		3	8		
												228	H	St. Bonaventure		5	3		
												232	N	Toledo		4	3		
												245	A	Siena		8	2		
												245	A	Siena		0	8		
												245	A	Siena		8	4		
												269	A	N.C. Central		12	11		
												269	A	N.C. Central		6	10		
												269	A	N.C. Central		10	13		
												269	A	N.C. Central		3	7		
												294	A	Saint Peter's		13	0		
												294	A	Saint Peter's		21	2		
												294	A	Saint Peter's		11	0		

Non-Div. I Games:

Niagara

185 A Fairfield	2	4
185 A Fairfield	3	9

N  
i  
a  
g  
a  
r  
a

N  
i  
a  
g  
a  
r  
a





Penn

95	A	Princeton	5	2
95	A	Princeton	1	5

Through Games Of April 28, 2016

RPI	S	Opponent	Score	
260	A	Lehigh	11	4
272	A	NYIT	5	6
278	H	La Salle	7	3

Penn

P  
e  
n  
n

P  
e  
n  
n

Average RPI Win:		209	WON-LOST RECORD		WINNING PCT. RANK		LAST 15 GAMES		STRENGTH OF SCHEDULE		OPP. STRENGTH OF SCHEDULE		TEAM RPI		ADJ RPI		CONF. RPI		ADJ CONF. RPI	
DIV. I ONLY			13-25-0		.34211 248		4-11-0		170		130		224		.45737 226		12		12	
DIV. I NON-CONF.			8-10-0		.44444 183		3-1-0		228		187		205		.46998 208		12		12	
TOTALS		RPI 1-25		RPI 26-50		W-L RECORDS		RPI 51-100		RPI 101-150		RPI 150+								
13-25-0		0-1-0		0-6-0		OVERALL		0-4-0		3-6-0		10-8-0								
6-12-0		0-0-0		0-6-0		HOME		0-1-0		0-1-0		6-4-0								
7-13-0		0-1-0		0-0-0		AWAY		0-3-0		3-5-0		4-4-0								
0-0-0		0-0-0		0-0-0		NEUTRAL		0-0-0		0-0-0		0-0-0								
8-10-0		0-1-0		0-0-0		NON-CONFERENCE		0-1-0		2-4-0		6-4-0								
3-5-0		0-0-0		0-0-0		HOME		0-1-0		0-1-0		3-3-0								
5-5-0		0-1-0		0-0-		AWAY		0-0-0		2-3-0		3-1-0								
0-0-0		0-0-0		0-0-0		NEUTRAL		0-0-0		0-0-0		0-0-0								
5-15-0		0-0-0		0-6-0		CONFERENCE		0-3-0		1-2-0		4-4-0								
3-7-0		0-0-0		0-6-0		HOME		0-0-0		0-0-0		3-1-0								
2-8-0		0-0-0		0-0-0		AWAY		0-3-0		1-2-0		1-3-0								
0-0-0		0-0-0		0-0-0		NEUTRAL		0-0-0		0-0-0		0-0-0								
RPI	S	Opponent		Score		RPI	S	Opponent		Score		RPI	S	Opponent		Score				
4	A	Texas A&M		3	13	41	H	New Orleans		3	7	61	A	Southeastern La.		0	4			
						41	H	New Orleans		2	4	61	A	Southeastern La.		1	3			
						41	H	New Orleans		6	9	61	A	Southeastern La.		0	5			
						42	H	Lamar		1	5	76	H	Michigan St.		3	9			
						42	H	Lamar		0	1									
						42	H	Lamar		12	15									
						LAST 15 GAMES														
						152	A	UTSA		12	4	203	A	Abilene Christian		11	4			
						41	H	New Orleans		6	9	270	A	Incarnate Word		4	5			
						41	H	New Orleans		2	4	42	H	Lamar		12	15			
						41	H	New Orleans		3	7									
						274	H	UTRGV		5	4									
Non-Div. I Games:																				
Houston-Victoria 15 5 Houston-Victoria 5 9																				

A&amp;M-Corpus Christi

203 A Abilene Christian	0	4
203 A Abilene Christian	0	4

A  
&  
M  
-  
C  
o  
r  
p  
u  
s  
C  
h  
r  
i  
s  
t  
i

A  
&  
M  
-  
C  
o  
r  
p  
u  
s  
C  
h  
r  
i  
s  
t  
i

Average RPI Win: 217		WON-LOST RECORD	WINNING PCT. RANK	LAST 15 GAMES	STRENGTH OF SCHEDULE	OPP. STRENGTH OF SCHEDULE	TEAM RPI	ADJ RPI	CONF. RPI	ADJ CONF. RPI																			
Average RPI Loss: 186																													
DIV. I ONLY		16-21-0	.43243 202	6-7-0	283	261	227	.45643 227	22	22																			
DIV. I NON-CONF.		11-8-0	.57895 100	2-0-0	299	292	206	.47075 205	20	21																			
<hr/>																													
TOTALS		RPI 1-25		RPI 26-50		W-L RECORDS		RPI 51-100		RPI 101-150	RPI 150+																		
16-21-0		0-0-0		0-0-0		OVERALL		2-4-0		3-1-0 11-16-0																			
2-5-0		0-0-0		0-0-0		HOME		1-2-0		0-0-0 1-3-0																			
14-16-0		0-0-0		0-0-0		AWAY		1-2-0		3-1-0 10-13-0																			
0-0-0		0-0-0		0-0-0		NEUTRAL		0-0-0		0-0-0 0-0-0																			
11-8-0		0-0-0		0-0-0		NON-CONFERENCE		0-0-0		3-1-0 8-7-0																			
1-0-0		0-0-0		0-0-0		HOME		0-0-0		0-0-0 1-0-0																			
10-8-0		0-0-0		0-0-		AWAY		0-0-0		3-1-0 7-7-0																			
0-0-0		0-0-0		0-0-0		NEUTRAL		0-0-0		0-0-0 0-0-0																			
5-13-0		0-0-0		0-0-0		CONFERENCE		2-4-0		0-0-0 3-9-0																			
1-5-0		0-0-0		0-0-0		HOME		1-2-0		0-0-0 0-3-0																			
4-8-0		0-0-0		0-0-0		AWAY		1-2-0		0-0-0 3-6-0																			
0-0-0		0-0-0		0-0-0		NEUTRAL		0-0-0		0-0-0 0-0-0																			
RPI S	Opponent	Score	RPI S	Opponent	Score	RPI S	Opponent	Score	RPI S	Opponent	Score																		
						72 A	Oral Roberts	6 3	108 A	Little Rock	4 2																		
						72 A	Oral Roberts	2 5	108 A	Little Rock	9 6																		
						72 A	Oral Roberts	0 15	108 A	Little Rock	6 8																		
						72 H	Oral Roberts	4 10	108 A	Little Rock	9 7																		
						72 H	Oral Roberts	6 14	167 A	North Dakota St.	1 7																		
						72 H	Oral Roberts	4 2	167 A	North Dakota St.	5 15																		
									167 A	North Dakota St.	6 12																		
									202 A	Omaha	7 14																		
									202 A	Omaha	0 7																		
									202 A	Omaha	5 9																		
									206 H	South Dakota St.	5 18																		
									206 H	South Dakota St.	6 10																		
									206 H	South Dakota St.	3 9																		
									207 A	Murray St.	4 9																		
									237 A	Ohio	7 1																		
									237 A	Ohio	2 7																		
									237 A	Ohio	0 5																		
									256 A	Western Ill.	11 5																		
									256 A	Western Ill.	8 1																		
									256 A	Western Ill.	9 1																		
									268 A	UT Martin	7 12																		
									268 A	UT Martin	4 2																		
									268 A	UT Martin	6 5																		
									268 A	UT Martin	2 3																		
									280 A	Butler	1 4																		
									280 H	Butler	1 0																		
									291 A	Chicago St.	5 4																		
Non-Div. I Games:			St. Francis (IN)			3 2			Ind.-South Bend			10 0			Cleary			5 1			Goshen			10 2			IPFW		

IPFW

256	A	Western Ill.	9	1
280	H	Butler	1	0

Through Games Of April 28, 2016

RPI	S	Opponent	Score	
298	A	Alabama A&M	9	7
298	A	Alabama A&M	8	1
298	A	Alabama A&M	4	6
298	A	Alabama A&M	7	6

IPFW

I  
P  
F  
W

I  
P  
F  
W

Average RPI Win:	251	WON-LOST RECORD	WINNING PCT. RANK	LAST 15 GAMES	STRENGTH OF SCHEDULE	OPP. STRENGTH OF SCHEDULE	TEAM RPI	ADJ RPI	CONF. RPI	ADJ CONF. RPI					
DIV. I ONLY		18-16-1	.52857	124	7-8-0	294	253	228	.45603	228	25	25			
DIV. I NON-CONF.		14-8-1	.63043	69	3-3-0	300	263	215	.46344	215	28	28			
<hr/>															
TOTALS	RPI 1-25	RPI 26-50		W-L RECORDS		RPI 51-100		RPI 101-150		RPI 150+					
18-16-1	0-0-0	0-0-0		OVERALL		0-3-0		0-3-0		18-10-1					
5-2-1	0-0-0	0-0-0		HOME		0-0-0		0-0-0		5-2-1					
7-13-0	0-0-0	0-0-0		AWAY		0-3-0		0-3-0		7-7-0					
6-1-0	0-0-0	0-0-0		NEUTRAL		0-0-0		0-0-0		6-1-0					
<hr/>															
14-8-1	0-0-0	0-0-0		NON-CONFERENCE		0-0-0		0-0-0		14-8-1					
3-1-1	0-0-0	0-0-0		HOME		0-0-0		0-0-0		3-1-1					
5-6-0	0-0-0	0-0-		AWAY		0-0-0		0-0-0		5-6-0					
6-1-0	0-0-0	0-0-0		NEUTRAL		0-0-0		0-0-0		6-1-0					
<hr/>															
4-8-0	0-0-0	0-0-0		CONFERENCE		0-3-0		0-3-0		4-2-0					
2-1-0	0-0-0	0-0-0		HOME		0-0-0		0-0-0		2-1-0					
2-7-0	0-0-0	0-0-0		AWAY		0-3-0		0-3-0		2-1-0					
0-0-0	0-0-0	0-0-0		NEUTRAL		0-0-0		0-0-0		0-0-0					
<hr/>															
RPI	S	Opponent	Score	RPI	S	Opponent	Score	RPI	S	Opponent	Score				
				88 A VCU				1	4	134 A Rhode Island				3	6
				88 A VCU				5	6	134 A Rhode Island				1	3
				88 A VCU				2	3	134 A Rhode Island				1	4
								167 N North Dakota St.				2	0		
								167 N North Dakota St.				6	1		
								198 A James Madison				5	7		
								198 A James Madison				1	4		
								214 N Central Conn. St.				8	1		
								214 N Central Conn. St.				6	2		
								214 N Central Conn. St.				0	3		
								224 A Niagara				8	3		
								224 A Niagara				3	5		
								224 H Niagara				1	1		
								224 H Niagara				3	4		
								244 A Villanova				3	7		
								244 A Villanova				2	5		
								258 A Dayton				4	3		
								258 A Dayton				6	3		
								258 A Dayton				12	13		
								262 A Buffalo				6	1		
				262 H Buffalo				9	2						
				262 H Buffalo				2	1						
				267 N Maine				4	3						
				267 N Maine				9	2						
				277 H Massachusetts				5	3						
				277 H Massachusetts				2	3						
				277 H Massachusetts				7	3						
<hr/>															
				LAST 15 GAMES											
262 A Buffalo				6	1	258 A Dayton				6	3	267 N Maine		4	3
134 A Rhode Island				3	6	258 A Dayton				4	3	267 N Maine		9	2
134 A Rhode Island				1	3	277 H Massachusetts				7	3	277 H Massachusetts		5	3
134 A Rhode Island				1	4					277 H Massachusetts				2	3
224 A Niagara				8	3					277 H Massachusetts				7	3

Non-Div. I Games:

St. Bonaventure

224	A	Niagara	3	5
258	A	Dayton	12	13

RPI	S	Opponent	Score	
281	H	Bucknell	6	4
287	A	Savannah St.	7	4
287	A	Savannah St.	9	2
287	A	Savannah St.	1	7
287	A	Savannah St.	10	1

St. Bonaventure

S  
t  
.  
B  
o  
n  
a  
v  
e  
n  
t  
u  
r  
e

S  
t  
.  
B  
o  
n  
a  
v  
e  
n  
t  
u  
r  
e



Average RPI Win: 218		WON-LOST RECORD		WINNING PCT. RANK		LAST 15 GAMES		STRENGTH OF SCHEDULE		OPP. STRENGTH OF SCHEDULE		TEAM RPI		ADJ RPI		CONF. RPI		ADJ CONF. RPI	
DIV. I ONLY		13-27-0		.325 258		7-8-0		198		205		229		.456 229		15		15	
DIV. I NON-CONF.		9-17-0		.34615 232		3-0-0		221		247		214		.46461 214		15		15	
TOTALS		RPI 1-25		RPI 26-50		W-L RECORDS		RPI 51-100		RPI 101-150		RPI 150+							
13-27-0		0-3-0		0-0-0		OVERALL		3-7-0		0-5-0		10-12-0							
4-5-0		0-0-0		0-0-0		HOME		3-0-0		0-0-0		1-5-0							
9-18-0		0-3-0		0-0-0		AWAY		0-3-0		0-5-0		9-7-0							
0-4-0		0-0-0		0-0-0		NEUTRAL		0-4-0		0-0-0		0-0-0							
9-17-0		0-3-0		0-0-0		NON-CONFERENCE		0-7-0		0-3-0		9-4-0							
1-2-0		0-0-0		0-0-0		HOME		0-0-0		0-0-0		1-2-0							
8-11-0		0-3-0		0-0-		AWAY		0-3-0		0-3-0		8-2-0							
0-4-0		0-0-0		0-0-0		NEUTRAL		0-4-0		0-0-0		0-0-0							
4-10-0		0-0-0		0-0-0		CONFERENCE		3-0-0		0-2-0		1-8-0							
3-3-0		0-0-0		0-0-0		HOME		3-0-0		0-0-0		0-3-0							
1-7-0		0-0-0		0-0-0		AWAY		0-0-0		0-2-0		1-5-0							
0-0-0		0-0-0		0-0-0		NEUTRAL		0-0-0		0-0-0		0-0-0							
RPI S	Opponent	Score		RPI S	Opponent	Score		RPI S	Opponent	Score		RPI S	Opponent	Score					
4 A	Texas A&M	2	5					51 H	Col. of Charleston	4	3	124 A	William & Mary	10	15				
4 A	Texas A&M	0	5					51 H	Col. of Charleston	3	1	124 A	William & Mary	6	14				
4 A	Texas A&M	4	15					51 H	Col. of Charleston	8	7	146 A	Longwood	5	6				
								98 N	Missouri	2	12	146 A	Longwood	0	2				
								98 N	Missouri	4	11	146 A	Longwood	3	4				
								98 N	Missouri	0	8	157 H	Monmouth	4	5				
								98 N	Missouri	2	3	176 H	Delaware	4	8				
								99 A	Ohio St.	2	4	176 H	Delaware	3	13				
								99 A	Ohio St.	1	12	176 H	Delaware	4	8				
								99 A	Ohio St.	1	2	185 A	Fairfield	4	5				
												197 H	Fordham	6	7				
												199 A	Elon	8	14				
												199 A	Elon	2	7				
												199 A	Elon	5	10				
												212 A	Manhattan	1	5				
												212 H	Manhattan	14	4				
												235 A	Army West Point	14	8				
												238 A	Towson	2	4				
												238 A	Towson	7	3				
												238 A	Towson	4	15				
												251 A	Fairleigh Dickinson	4	1				
												272 A	NYIT	3	1				
												273 A	LIU Brooklyn	12	6				
												294 A	Saint Peter's	11	4				
												300 A	Coppin St.	15	0				
												300 A	Coppin St.	17	0				
												300 A	Coppin St.	17	4				
LAST 15 GAMES																			
199 A	Elon	5	10	212 H	Manhattan	14	4	199 A	Elon	4	8	273 A	LIU Brooklyn	12	6				
199 A	Elon	2	7	176 H	Delaware	3	13	294 A	Saint Peter's	11	4	300 A	Coppin St.	15	0				
199 A	Elon	8	14	176 H	Delaware	3	13	300 A	Coppin St.	17	0	300 A	Coppin St.	17	0				
273 A	LIU Brooklyn	12	6																
51 H	Col. of Charleston	8	7																

Non-Div. I Games:

Hofstra

51 H Col. of Charleston	3	1
51 H Col. of Charleston	4	3

H  
o  
f  
s  
t  
r  
a

H  
o  
f  
s  
t  
r  
a

Average RPI Win: 229		WON-LOST	WINNING	LAST 15	STRENGTH OF		OPP. STRENGTH	TEAM	ADJ	CONF.	ADJ CONF.
Average RPI Loss: 113		RECORD	PCT. RANK	GAMES	SCHEDULE		OF SCHEDULE	RPI	RPI	RPI	RPI
DIV. I ONLY		20-21-0	.4878	156	4-11-0		250	185	230	.45464	230
DIV. I NON-CONF.		16-16-0	.5	145	0-6-0		273	191	242	.44932	242
TOTALS		RPI 1-25	RPI 26-50		W-L RECORDS		RPI 51-100		RPI 101-150		RPI 150+
20-21-0		0-4-0	0-3-0		OVERALL		1-5-0		2-1-0		17-8-0
19-7-0		0-0-0	0-0-0		HOME		1-3-0		2-0-0		16-4-0
1-14-0		0-4-0	0-3-0		AWAY		0-2-0		0-1-0		1-4-0
0-0-0		0-0-0	0-0-0		NEUTRAL		0-0-0		0-0-0		0-0-0
16-16-0		0-4-0	0-3-0		NON-CONFERENCE		0-3-0		2-1-0		14-5-0
16-4-0		0-0-0	0-0-0		HOME		0-1-0		2-0-0		14-3-0
0-12-0		0-4-0	0-0-		AWAY		0-2-0		0-1-0		0-2-0
0-0-0		0-0-0	0-0-0		NEUTRAL		0-0-0		0-0-0		0-0-0
4-5-0		0-0-0	0-0-0		CONFERENCE		1-2-0		0-0-0		3-3-0
3-3-0		0-0-0	0-0-0		HOME		1-2-0		0-0-0		2-1-0
1-2-0		0-0-0	0-0-0		AWAY		0-0-0		0-0-0		1-2-0
0-0-0		0-0-0	0-0-0		NEUTRAL		0-0-0		0-0-0		0-0-0
RPI S	Opponent	Score	RPI S	Opponent	Score	RPI S	Opponent	Score	RPI S	Opponent	Score
15 A	Vanderbilt	3 4	45 A	Dallas Baptist	1 9	62 H	Jacksonville	5 7	137 A	Middle Tenn.	6 9
25 A	Georgia	2 8	45 A	Dallas Baptist	5 6	62 H	Jacksonville	9 1	137 H	Middle Tenn.	6 1
25 A	Georgia	8 9	45 A	Dallas Baptist	3 10	62 H	Jacksonville	0 2	150 H	Miami (OH)	13 6
25 A	Georgia	0 1				66 A	Austin Peay	8 11	165 H	Eastern Mich.	4 1
						75 A	Western Ky.	0 6	165 H	Eastern Mich.	12 8
						75 H	Western Ky.	3 4	165 H	Eastern Mich.	4 17
									196 A	Kennesaw St.	0 4
									196 A	Kennesaw St.	11 9
									196 A	Kennesaw St.	1 10
									215 H	Eastern Ky.	7 13
									215 H	Eastern Ky.	4 2
									215 H	Eastern Ky.	3 2
									217 A	Belmont	6 23
									217 H	Belmont	3 5
									223 A	Tennessee Tech	11 14
									235 H	Army West Point	8 6
									236 H	USC Upstate	7 6
									236 H	USC Upstate	5 4
									236 H	USC Upstate	6 7
									249 H	Western Mich.	1 0
									266 H	Eastern Ill.	16 9
									268 H	UT Martin	12 4
									298 H	Alabama A&M	14 5
									298 H	Alabama A&M	10 3
									298 H	Alabama A&M	5 4
									299 H	Mississippi Val.	7 1
									299 H	Mississippi Val.	11 1
			LAST 15 GAMES								
			75 H	Western Ky.	3 4	62 H	Jacksonville	5 7			
			196 A	Kennesaw St.	11 9	217 H	Belmont	3 5			
			196 A	Kennesaw St.	0 4	236 H	USC Upstate	5 4			
			196 A	Kennesaw St.	1 10						
			66 A	Austin Peay	8 11						

Non-Div. I Games:

Lipscomb

62	H	Jacksonville	9	1
62	H	Jacksonville	0	2

RPI	S	Opponent	Score	
299	H	Mississippi Val.	16	3

Lipscomb

L  
i  
p  
s  
c  
o  
m  
b

L  
i  
p  
s  
c  
o  
m  
b

Average RPI Win: 226		WON-LOST	WINNING	LAST 15	STRENGTH OF		OPP. STRENGTH	TEAM	ADJ	CONF.	ADJ CONF.
Average RPI Loss: 153		RECORD	PCT. RANK	GAMES	SCHEDULE		OF SCHEDULE	RPI	RPI	RPI	RPI
DIV. I ONLY		15-23-0	.39474	223	8-7-0		226	190	231	.45462	231
DIV. I NON-CONF.		7-15-0	.31818	247	1-1-0		154	136	218	.46262	218
TOTALS		RPI 1-25	RPI 26-50		W-L RECORDS		RPI 51-100		RPI 101-150		RPI 150+
15-23-0	0-3-0	0-0-0		OVERALL		0-5-0		0-2-0		15-13-0	
6-6-0	0-0-0	0-0-0		HOME		0-0-0		0-0-0		6-6-0	
6-11-0	0-3-0	0-0-0		AWAY		0-4-0		0-0-0		6-4-0	
3-6-0	0-0-0	0-0-0		NEUTRAL		0-1-0		0-2-0		3-3-0	
7-15-0	0-3-0	0-0-0		NON-CONFERENCE		0-3-0		0-2-0		7-7-0	
2-2-0	0-0-0	0-0-0		HOME		0-0-0		0-0-0		2-2-0	
2-7-0	0-3-0	0-0-		AWAY		0-2-0		0-0-0		2-2-0	
3-6-0	0-0-0	0-0-0		NEUTRAL		0-1-0		0-2-0		3-3-0	
8-8-0	0-0-0	0-0-0		CONFERENCE		0-2-0		0-0-0		8-6-0	
4-4-0	0-0-0	0-0-0		HOME		0-0-0		0-0-0		4-4-0	
4-4-0	0-0-0	0-0-0		AWAY		0-2-0		0-0-0		4-2-0	
0-0-0	0-0-0	0-0-0		NEUTRAL		0-0-0		0-0-0		0-0-0	
RPI S	Opponent	Score		RPI S	Opponent	Score		RPI S	Opponent	Score	
1 A	Florida	0	7					102 N	Indiana St.	0	3
1 A	Florida	6	8					149 N	Bradley	2	7
1 A	Florida	3	4					156 A	Stetson	2	1
								172 A	South Fla.	0	4
								172 A	South Fla.	1	0
								172 A	South Fla.	0	4
								177 H	Holy Cross	2	1
								195 H	UMass Lowell	6	11
								200 H	Yale	10	4
								200 H	Yale	3	4
								200 H	Yale	3	5
								200 H	Yale	6	7
								205 H	Columbia	3	1
								205 H	Columbia	7	6
								216 H	Quinnipiac	4	5
								225 H	Penn	2	1
								225 H	Penn	1	11
								242 A	Cornell	3	1
								242 A	Cornell	9	3
								244 N	Villanova	1	14
								245 H	Siena	5	3
								257 A	Brown	4	3
								257 A	Brown	15	0
								257 A	Brown	0	2
								257 A	Brown	2	4
								260 N	Lehigh	5	4
								260 N	Lehigh	7	15
LAST 15 GAMES											
245 H	Siena	5	3	257 A	Brown	0	2	257 A	Brown	15	0
200 H	Yale	10	4	257 A	Brown	15	0	257 A	Brown	0	2
200 H	Yale	3	4	257 A	Brown	4	3	257 A	Brown	2	4
200 H	Yale	3	5					260 N	Lehigh	5	4
200 H	Yale	6	7					260 N	Lehigh	7	15

Non-Div. I Games:

Dartmouth

242	A	Cornell	9	3
242	A	Cornell	3	1

RPI	S	Opponent	Score	
260	N	Lehigh	4	5
267	N	Maine	4	2
281	N	Bucknell	6	4

Dartmouth

D  
a  
r  
t  
m  
o  
u  
t  
h

D  
a  
r  
t  
m  
o  
u  
t  
h



258	H	Dayton	10	12
69	H	Wright St.	5	11

T  
o  
l  
e  
d  
o

T  
o  
l  
e  
d  
o



V  
M  
I

Tie, Loss, Non-Conf, S Site, H Home, A Away, N Neutral Page 465

105	A	Mercer	2	7
105	A	Mercer	4	3

RPI	S	Opponent	Score	
221	H	The Citadel	2	10
259	H	Lafayette	8	5
259	H	Lafayette	4	2
259	H	Lafayette	8	2
283	H	George Mason	20	17
293	H	UMES	7	3
293	H	UMES	14	1
293	H	UMES	23	2

V  
M  
I

V  
M  
I

Average RPI Win: 198		WON-LOST	WINNING	LAST 15	STRENGTH OF		OPP. STRENGTH	TEAM	ADJ	CONF.	ADJ CONF.
Average RPI Loss: 114		RECORD	PCT. RANK	GAMES	SCHEDULE		OF SCHEDULE	RPI	RPI	RPI	RPI
DIV. I ONLY		18-20-0	.47368	172	6-9-0		245	127	233	.45143	234
DIV. I NON-CONF.		11-9-0	.55	121	1-2-0		260	261	245	.44723	247
TOTALS		RPI 1-25	RPI 26-50		W-L RECORDS		RPI 51-100		RPI 101-150		RPI 150+
18-20-0	0-5-0	1-2-0		OVERALL		0-1-0		7-8-0		10-4-0	
15-11-0	0-1-0	1-2-0		HOME		0-1-0		4-3-0		10-4-0	
3-9-0	0-4-0	0-0-0		AWAY		0-0-0		3-5-0		0-0-0	
0-0-0	0-0-0	0-0-0		NEUTRAL		0-0-0		0-0-0		0-0-0	
11-9-0	0-2-0	1-2-0		NON-CONFERENCE		0-1-0		2-1-0		8-3-0	
10-7-0	0-1-0	1-2-0		HOME		0-1-0		1-0-0		8-3-0	
1-2-0	0-1-0	0-0-		AWAY		0-0-0		1-1-0		0-0-0	
0-0-0	0-0-0	0-0-0		NEUTRAL		0-0-0		0-0-0		0-0-0	
7-11-0	0-3-0	0-0-0		CONFERENCE		0-0-0		5-7-0		2-1-0	
5-4-0	0-0-0	0-0-0		HOME		0-0-0		3-3-0		2-1-0	
2-7-0	0-3-0	0-0-0		AWAY		0-0-0		2-4-0		0-0-0	
0-0-0	0-0-0	0-0-0		NEUTRAL		0-0-0		0-0-0		0-0-0	
RPI S	Opponent	Score		RPI S	Opponent	Score		RPI S	Opponent	Score	
16 A	La.-Lafayette	3	7	33 H	Minnesota	0	3	88 H	VCU	6	8
16 A	La.-Lafayette	1	4	33 H	Minnesota	6	11	103 H	UT Arlington	5	9
16 A	La.-Lafayette	2	4	33 H	Minnesota	4	3	103 H	UT Arlington	8	7
22 A	Georgia Tech	6	11					103 H	UT Arlington	16	18
22 H	Georgia Tech	5	11					105 A	Mercer	10	6
								105 H	Mercer	4	3
								108 A	Little Rock	7	9
								108 A	Little Rock	7	5
								108 A	Little Rock	2	15
								116 A	Auburn	4	7
								121 H	Arkansas St.	14	6
								121 H	Arkansas St.	5	4
								121 H	Arkansas St.	1	11
								144 A	La.-Monroe	7	3
								144 A	La.-Monroe	3	5
								144 A	La.-Monroe	0	14
								196 H	Kennesaw St.	4	3
								249 H	Western Mich.	3	2
								250 H	Appalachian St.	5	4
								250 H	Appalachian St.	5	6
								250 H	Appalachian St.	10	0
								263 H	Purdue	3	5
								287 H	Savannah St.	6	10
								287 H	Savannah St.	4	1
								289 H	Jackson St.	11	5
								289 H	Jackson St.	12	13
								300 H	Coppin St.	17	0
								300 H	Coppin St.	12	0

Non-Div. I Games: Fairmont St. 8 5 Fairmont St. 1 2

Georgia St.

Georgia St.

144	A	La.-Monroe	3	5
144	A	La.-Monroe	0	14

Through Games Of April 28, 2016

RPI	S	Opponent	Score	
300	H	Coppin St.	13	0
300	H	Coppin St.	22	4

Georgia St.

G  
e  
o  
r  
g  
i  
a  
S  
t  
.

G  
e  
o  
r  
g  
i  
a  
S  
t  
.

Average RPI Win: 199		WON-LOST	WINNING	LAST 15	STRENGTH OF		OPP. STRENGTH	TEAM	ADJ	CONF.	ADJ CONF.
Average RPI Loss: 182		RECORD	PCT. RANK	GAMES	SCHEDULE		OF SCHEDULE	RPI	RPI	RPI	RPI
DIV. I ONLY		15-28-0	.34884	246	5-10-0		156	281	235	.4512	235
DIV. I NON-CONF.		10-17-0	.37037	227	1-2-0		125	281	204	.47122	204
TOTALS		RPI 1-25	RPI 26-50		W-L RECORDS		RPI 51-100		RPI 101-150		RPI 150+
15-28-0	0-0-0	1-3-0		OVERALL		0-2-0		2-6-0		12-17-0	
3-11-0	0-0-0	0-0-0		HOME		0-0-0		0-1-0		3-10-0	
5-12-0	0-0-0	1-2-0		AWAY		0-0-0		2-5-0		2-5-0	
7-5-0	0-0-0	0-1-0		NEUTRAL		0-2-0		0-0-0		7-2-0	
10-17-0	0-0-0	1-3-0		NON-CONFERENCE		0-2-0		2-2-0		7-10-0	
0-6-0	0-0-0	0-0-0		HOME		0-0-0		0-1-0		0-5-0	
3-6-0	0-0-0	1-0-		AWAY		0-0-0		2-1-0		0-3-0	
7-5-0	0-0-0	0-1-0		NEUTRAL		0-2-0		0-0-0		7-2-0	
5-11-0	0-0-0	0-0-0		CONFERENCE		0-0-0		0-4-0		5-7-0	
3-5-0	0-0-0	0-0-0		HOME		0-0-0		0-0-0		3-5-0	
2-6-0	0-0-0	0-0-0		AWAY		0-0-0		0-4-0		2-2-0	
0-0-0	0-0-0	0-0-0		NEUTRAL		0-0-0		0-0-0		0-0-0	
RPI S	Opponent	Score	RPI S	Opponent	Score	RPI S	Opponent	Score	RPI S	Opponent	Score
			32 N	Bryant	1 6	96 N	Penn St.	4 5	111 A	Seton Hall	8 2
			44 A	UNCG	6 4	96 N	Penn St.	0 11	111 A	Seton Hall	0 11
			44 A	UNCG	6 10				111 H	Seton Hall	4 9
			44 A	UNCG	2 16				137 A	Middle Tenn.	9 1
									145 A	Navy	1 3
									145 A	Navy	3 7
									145 A	Navy	2 6
									145 A	Navy	2 3
									157 N	Monmouth	6 5
									167 N	North Dakota St.	6 3
									177 A	Holy Cross	3 6
									177 A	Holy Cross	2 6
									177 A	Holy Cross	3 0
									177 A	Holy Cross	6 1
									195 H	UMass Lowell	5 7
									205 H	Columbia	3 13
									211 N	Marist	8 3
									212 H	Manhattan	2 3
									217 A	Belmont	7 20
									218 N	Harvard	3 5
									218 N	Harvard	6 4
									218 N	Harvard	13 12
									229 H	Hofstra	8 14
									230 A	Lipscomb	6 8
									245 H	Siena	6 13
									259 H	Lafayette	2 11
									259 H	Lafayette	3 6
LAST 15 GAMES			211 N	Marist	8 3	177 A	Holy Cross	2 6	229 H	Hofstra	8 14
			145 A	Navy	1 3	177 A	Holy Cross	6 1	230 A	Lipscomb	6 8
			145 A	Navy	3 7	177 A	Holy Cross	3 6	245 H	Siena	6 13
			145 A	Navy	2 6				259 H	Lafayette	2 11
			145 A	Navy	2 3				259 H	Lafayette	3 6

Non-Div. I Games:

Army West Point

272	A	NYIT	2	3
177	A	Holy Cross	3	0

RPI	S	Opponent	Score	
259	H	Lafayette	0	4
259	H	Lafayette	9	3
272	A	NYIT	2	3
277	N	Massachusetts	6	5
277	N	Massachusetts	10	3
277	N	Massachusetts	2	6
281	H	Bucknell	2	6
281	H	Bucknell	7	4
281	H	Bucknell	2	4
281	H	Bucknell	3	2

Army West Point

A  
r  
m  
y  
W  
e  
s  
t  
P  
o  
i  
n  
t

A  
r  
m  
y  
W  
e  
s  
t  
P  
o  
i  
n  
t

Average RPI Win:		211	WON-LOST RECORD		WINNING PCT. RANK		LAST 15 GAMES		STRENGTH OF SCHEDULE		OPP. STRENGTH OF SCHEDULE		TEAM RPI		ADJ RPI		CONF. RPI		ADJ CONF. RPI				
Average RPI Loss:		161																					
DIV. I ONLY			18-23-0		.43902 198		5-10-0		246		167		236		.44933 236		17		17				
DIV. I NON-CONF.			17-13-0		.56667 108		4-1-0		238		145		191		.47839 191		17		17				
TOTALS		RPI 1-25		RPI 26-50		W-L RECORDS		RPI 51-100		RPI 101-150		RPI 150+											
18-23-0		0-1-0		0-3-0		OVERALL		0-1-0		3-1-0		15-17-0											
13-11-0		0-1-0		0-0-0		HOME		0-1-0		2-0-0		11-9-0											
5-12-0		0-0-0		0-3-0		AWAY		0-0-0		1-1-0		4-8-0											
0-0-0		0-0-0		0-0-0		NEUTRAL		0-0-0		0-0-0		0-0-0											
17-13-0		0-1-0		0-3-0		NON-CONFERENCE		0-1-0		3-1-0		14-7-0											
13-8-0		0-1-0		0-0-0		HOME		0-1-0		2-0-0		11-6-0											
4-5-0		0-0-0		0-0-		AWAY		0-0-0		1-1-0		3-1-0											
0-0-0		0-0-0		0-0-0		NEUTRAL		0-0-0		0-0-0		0-0-0											
1-10-0		0-0-0		0-0-0		CONFERENCE		0-0-0		0-0-0		1-10-0											
0-3-0		0-0-0		0-0-0		HOME		0-0-0		0-0-0		0-3-0											
1-7-0		0-0-0		0-0-0		AWAY		0-0-0		0-0-0		1-7-0											
0-0-0		0-0-0		0-0-0		NEUTRAL		0-0-0		0-0-0		0-0-0											
RPI	S	Opponent		Score		RPI	S	Opponent		Score		RPI	S	Opponent		Score							
3	H	South Carolina		6	12	37	A	Kentucky		0	3	86	H	Evansville		2	5	127	A	Wofford		3	6
						37	A	Kentucky		3	5							127	H	Wofford		2	0
						37	A	Kentucky		1	3							133	A	Gardner-Webb		3	0
																		133	H	Gardner-Webb		7	4
																		151	A	Furman		11	3
																		151	H	Furman		8	2
																		156	A	Stetson		5	9
																		156	A	Stetson		3	9
																		156	A	Stetson		2	9
																		157	H	Monmouth		7	1
																		170	H	Xavier		2	3
																		170	H	Xavier		1	6
																		170	H	Xavier		7	8
																		173	H	Stony Brook		8	6
																		183	H	Presbyterian		5	6
																		196	H	Kennesaw St.		5	6
																		196	H	Kennesaw St.		6	8
																		196	H	Kennesaw St.		9	14
																		210	H	Radford		5	7
																		210	H	Radford		2	13
																		220	H	Rider		10	3
						LAST 15 GAMES												221	A	The Citadel		7	1
						156	A	Stetson		2	9	196	H	Kennesaw St.		5	6	221	H	The Citadel		14	1
						156	A	Stetson		5	9	133	H	Gardner-Webb		7	4	230	A	Lipscomb		7	6
						156	A	Stetson		3	9	230	A	Lipscomb		4	5	230	A	Lipscomb		6	7
						248	H	Charleston So.		11	6							230	A	Lipscomb		4	5
						151	H	Furman		8	2							247	A	NJIT		2	4

Non-Div. I Games:

USC Upstate

196 H Kennesaw St.	9	14
196 H Kennesaw St.	6	8

RPI	S	Opponent	Score	
247	A	NJIT	6	8
248	A	Charleston So.	1	3
248	H	Charleston So.	11	6
258	H	Dayton	6	4
259	H	Lafayette	8	4
259	H	Lafayette	8	7
283	H	George Mason	5	4
286	A	UNC Asheville	9	3
286	H	UNC Asheville	9	3



Ohio

Ohio

261	A	Bowling Green	2	6
261	A	Bowling Green	4	5

RPI	S	Opponent	Score	
262	H	Buffalo	3	1
262	H	Buffalo	6	5
263	N	Purdue	9	2
263	N	Purdue	6	4
263	N	Purdue	4	5
286	A	UNC Asheville	14	8
286	A	UNC Asheville	12	5
286	A	UNC Asheville	5	7

Towson

Average RPI Win: 228		WON-LOST RECORD		WINNING PCT. RANK		LAST 15 GAMES		STRENGTH OF SCHEDULE		OPP. STRENGTH OF SCHEDULE		TEAM RPI		ADJ RPI		CONF. RPI		ADJ CONF. RPI					
DIV. I ONLY		15-27-0		.35714 241		5-10-0		208		251		240		.44736 238		15		15					
DIV. I NON-CONF.		10-20-0		.33333 235		1-4-0		227		286		256		.44129 256		15		15					
TOTALS		RPI 1-25		RPI 26-50		W-L RECORDS		RPI 51-100		RPI 101-150		RPI 150+											
15-27-0		0-2-0		0-4-0		OVERALL		0-0-0		1-3-0		14-18-0											
9-6-0		0-0-0		0-0-0		HOME		0-0-0		1-3-0		8-3-0											
4-21-0		0-2-0		0-4-0		AWAY		0-0-0		0-0-0		4-15-0											
2-0-0		0-0-0		0-0-0		NEUTRAL		0-0-0		0-0-0		2-0-0											
10-20-0		0-2-0		0-1-0		NON-CONFERENCE		0-0-0		1-3-0		9-14-0											
4-5-0		0-0-0		0-0-0		HOME		0-0-0		1-3-0		3-2-0											
4-15-0		0-2-0		0-0-		AWAY		0-0-0		0-0-0		4-12-0											
2-0-0		0-0-0		0-0-0		NEUTRAL		0-0-0		0-0-0		2-0-0											
5-7-0		0-0-0		0-3-0		CONFERENCE		0-0-0		0-0-0		5-4-0											
5-1-0		0-0-0		0-0-0		HOME		0-0-0		0-0-0		5-1-0											
0-6-0		0-0-0		0-3-0		AWAY		0-0-0		0-0-0		0-3-0											
0-0-0		0-0-0		0-0-0		NEUTRAL		0-0-0		0-0-0		0-0-0											
RPI	S	Opponent		Score		RPI	S	Opponent		Score		RPI	S	Opponent		Score		RPI	S	Opponent		Score	
24	A	Virginia		8	10	28	A	UNCW		2	6			134	H	Rhode Island		2	7				
24	A	Virginia		3	4	28	A	UNCW		2	7			134	H	Rhode Island		4	9				
						28	A	UNCW		4	11			134	H	Rhode Island		7	1				
						30	A	Wake Forest		4	8			145	H	Navy		5	6				
														161	N	Richmond		3	2				
														175	A	New Mexico St.		8	9				
														175	A	New Mexico St.		5	8				
														175	A	New Mexico St.		3	17				
														183	A	Presbyterian		2	6				
														183	A	Presbyterian		5	7				
														183	A	Presbyterian		5	11				
														196	A	Kennesaw St.		8	11				
														196	A	Kennesaw St.		6	5				
														196	A	Kennesaw St.		7	6				
														198	H	James Madison		6	4				
														198	H	James Madison		3	2				
														198	H	James Madison		8	4				
														199	A	Elon		6	7				
														199	A	Elon		8	9				
														199	A	Elon		2	5				
														208	A	UMBC		3	12				
														208	H	UMBC		3	4				
														209	A	George Washington		2	7				
														209	H	George Washington		2	10				
														218	N	Harvard		6	5				
														229	H	Hofstra		3	7				
														229	H	Hofstra		15	4				
LAST 15 GAMES				LAST 15 GAMES				LAST 15 GAMES				LAST 15 GAMES				LAST 15 GAMES				LAST 15 GAMES			
292	H	Delaware St.		18	4	199	A	Elon		8	9	209	A	George Washington		2	7						
28	A	UNCW		4	11	208	H	UMBC		3	4	209	H	George Washington		2	10						
28	A	UNCW		2	6			209 H George Washington		2	10			218	N	Harvard		6	5				
28	A	UNCW		2	7									229	H	Hofstra		3	7				
209	A	George Washington		2	7									229	H	Hofstra		15	4				

Non-Div. I Games:

Towson

199 A	Elon	2	5
199 A	Elon	6	7

RPI	S	Opponent	Score	
229	H	Hofstra	4	2
283	A	George Mason	3	10
284	A	Norfolk St.	7	13
284	A	Norfolk St.	7	12
284	A	Norfolk St.	6	3
292	A	Delaware St.	8	1
292	H	Delaware St.	18	4
296	H	Mt. St. Mary's	8	7
300	H	Coppin St.	8	7

Towson

T  
O  
W  
S  
O  
N

T  
O  
W  
S  
O  
N

Average RPI Win: 292		WON-LOST	WINNING	LAST 15	STRENGTH OF		OPP. STRENGTH	TEAM	ADJ	CONF.	ADJ CONF.
Average RPI Loss: 126		RECORD	PCT. RANK	GAMES	SCHEDULE		OF SCHEDULE	RPI	RPI	RPI	RPI
DIV. I ONLY		14-20-0	.41176	213	258		275	237	.44728	239	32
DIV. I NON-CONF.		0-13-0	0	296	5		1	237	.4496	241	31
TOTALS		RPI 1-25	RPI 26-50		W-L RECORDS		RPI 51-100		RPI 101-150		RPI 150+
14-20-0	0-4-0	0-5-0		OVERALL		0-4-0		0-0-0		14-7-0	
5-5-0	0-0-0	0-3-0		HOME		0-0-0		0-0-0		5-2-0	
8-14-0	0-4-0	0-2-0		AWAY		0-4-0		0-0-0		8-4-0	
1-1-0	0-0-0	0-0-0		NEUTRAL		0-0-0		0-0-0		1-1-0	
0-13-0	0-4-0	0-5-0		NON-CONFERENCE		0-4-0		0-0-0		0-0-0	
0-3-0	0-0-0	0-3-0		HOME		0-0-0		0-0-0		0-0-0	
0-10-0	0-4-0	0-0-		AWAY		0-4-0		0-0-0		0-0-0	
0-0-0	0-0-0	0-0-0		NEUTRAL		0-0-0		0-0-0		0-0-0	
14-7-0	0-0-0	0-0-0		CONFERENCE		0-0-0		0-0-0		14-7-0	
5-2-0	0-0-0	0-0-0		HOME		0-0-0		0-0-0		5-2-0	
8-4-0	0-0-0	0-0-0		AWAY		0-0-0		0-0-0		8-4-0	
1-1-0	0-0-0	0-0-0		NEUTRAL		0-0-0		0-0-0		1-1-0	
RPI S	Opponent	Score	RPI S	Opponent	Score	RPI S	Opponent	Score	RPI S	Opponent	Score
7 A	Ole Miss	2 15	34 H	Pittsburgh	5 18	56 A	Louisiana Tech	2 10	279 A	Ark.-Pine Bluff	4 12
7 A	Ole Miss	3 7	34 H	Pittsburgh	6 14	56 A	Louisiana Tech	3 7	279 A	Ark.-Pine Bluff	7 1
7 A	Ole Miss	1 6	34 H	Pittsburgh	6 16	83 A	Arkansas	2 3	279 A	Ark.-Pine Bluff	7 8
17 A	LSU	11 14	41 A	New Orleans	8 11	83 A	Arkansas	4 14	288 A	Texas Southern	3 5
			46 A	Northwestern St.	1 2				288 A	Texas Southern	3 2
									288 H	Texas Southern	14 21
									288 H	Texas Southern	6 4
									288 H	Texas Southern	5 4
									290 A	Alcorn	12 3
									290 H	Alcorn	8 11
									295 A	Southern U.	10 9
									295 A	Southern U.	9 5
									295 A	Southern U.	3 10
									295 A	Southern U.	10 8
									295 A	Southern U.	16 11
									295 A	Southern U.	11 7
									295 N	Southern U.	15 0
									297 H	Prairie View	13 6
									297 H	Prairie View	11 7
									297 H	Prairie View	8 4
									297 N	Prairie View	3 4
LAST 15 GAMES											
			290 H	Alcorn	8 11		295 A	Southern U.	11 7		
			288 A	Texas Southern	3 5		279 A	Ark.-Pine Bluff	7 8		
			288 A	Texas Southern	3 2		279 A	Ark.-Pine Bluff	4 12		
			56 A	Louisiana Tech	3 7						
			17 A	LSU	11 14						
Non-Div. I Games:		Jarvis Christian	16 6	Manhattan Chrst.	11 0	Manhattan Chrst.		19 0	Manhattan Chrst.		3 2
		Texas Col.	20 7						Grambling		

295 A Southern U.	16	11
295 A Southern U.	10	8

G  
r  
a  
m  
b  
l  
i  
n  
g

G  
r  
a  
m  
b  
l  
i  
n  
g

Average RPI Win: 199		WON-LOST	WINNING	LAST 15	STRENGTH OF	OPP. STRENGTH	TEAM	ADJ	CONF.	ADJ CONF.																																																																																																																																																																																																																																																																																																																																																																																																																																																																																																																																																																																																																													
Average RPI Loss: 130		RECORD	PCT. RANK	GAMES	SCHEDULE	OF SCHEDULE	RPI	RPI	RPI	RPI																																																																																																																																																																																																																																																																																																																																																																																																																																																																																																																																																																																																																													
DIV. I ONLY		8-28-0	.22222	294	4-11-0	66	227	241	.44718	240	21	21																																																																																																																																																																																																																																																																																																																																																																																																																																																																																																																																																																																																																											
DIV. I NON-CONF.		3-12-0	.2	279	1-2-0	85	144	238	.45082	237	22	22																																																																																																																																																																																																																																																																																																																																																																																																																																																																																																																																																																																																																											
<hr/>																																																																																																																																																																																																																																																																																																																																																																																																																																																																																																																																																																																																																																							
TOTALS		RPI 1-25		RPI 26-50		W-L RECORDS		RPI 51-100		RPI 101-150		RPI 150+																																																																																																																																																																																																																																																																																																																																																																																																																																																																																																																																																																																																																											
8-28-0		0-3-0		0-3-0		OVERALL		1-8-0		1-2-0		6-12-0																																																																																																																																																																																																																																																																																																																																																																																																																																																																																																																																																																																																																											
5-10-0		0-0-0		0-0-0		HOME		1-3-0		1-2-0		3-5-0																																																																																																																																																																																																																																																																																																																																																																																																																																																																																																																																																																																																																											
3-18-0		0-3-0		0-3-0		AWAY		0-5-0		0-0-0		3-7-0																																																																																																																																																																																																																																																																																																																																																																																																																																																																																																																																																																																																																											
0-0-0		0-0-0		0-0-0		NEUTRAL		0-0-0		0-0-0		0-0-0																																																																																																																																																																																																																																																																																																																																																																																																																																																																																																																																																																																																																											
3-12-0		0-3-0		0-0-0		NON-CONFERENCE		1-5-0		0-0-0		2-4-0																																																																																																																																																																																																																																																																																																																																																																																																																																																																																																																																																																																																																											
2-1-0		0-0-0		0-0-0		HOME		1-0-0		0-0-0		1-1-0																																																																																																																																																																																																																																																																																																																																																																																																																																																																																																																																																																																																																											
1-11-0		0-3-0		0-0-		AWAY		0-5-0		0-0-0		1-3-0																																																																																																																																																																																																																																																																																																																																																																																																																																																																																																																																																																																																																											
0-0-0		0-0-0		0-0-0		NEUTRAL		0-0-0		0-0-0		0-0-0																																																																																																																																																																																																																																																																																																																																																																																																																																																																																																																																																																																																																											
5-16-0		0-0-0		0-3-0		CONFERENCE		0-3-0		1-2-0		4-8-0																																																																																																																																																																																																																																																																																																																																																																																																																																																																																																																																																																																																																											
3-9-0		0-0-0		0-0-0		HOME		0-3-0		1-2-0		2-4-0																																																																																																																																																																																																																																																																																																																																																																																																																																																																																																																																																																																																																											
2-7-0		0-0-0		0-3-0		AWAY		0-0-0		0-0-0		2-4-0																																																																																																																																																																																																																																																																																																																																																																																																																																																																																																																																																																																																																											
0-0-0		0-0-0		0-0-0		NEUTRAL		0-0-0		0-0-0		0-0-0																																																																																																																																																																																																																																																																																																																																																																																																																																																																																																																																																																																																																											
RPI	S	Opponent		Score		RPI	S	Opponent		Score		RPI	S	Opponent		Score																																																																																																																																																																																																																																																																																																																																																																																																																																																																																																																																																																																																																							
2	A	Louisville		4	21	38	A	Southeast Mo. St.		0	4	71	H	Jacksonville St.		7	9	114	H	Morehead St.		0	2																																																																																																																																																																																																																																																																																																																																																																																																																																																																																																																																																																																																																
2	A	Louisville		1	10	38	A	Southeast Mo. St.		11	20	71	H	Jacksonville St.		6	9	114	H	Morehead St.		2	0																																																																																																																																																																																																																																																																																																																																																																																																																																																																																																																																																																																																																
2	A	Louisville		0	12	38	A	Southeast Mo. St.		5	9	71	H	Jacksonville St.		4	13	114	H	Morehead St.		2	11																																																																																																																																																																																																																																																																																																																																																																																																																																																																																																																																																																																																																
												86	A	Evansville		2	13	207	A	Murray St.		4	6																																																																																																																																																																																																																																																																																																																																																																																																																																																																																																																																																																																																																
												86	H	Evansville		11	10	207	A	Murray St.		9	8																																																																																																																																																																																																																																																																																																																																																																																																																																																																																																																																																																																																																
												92	A	Missouri St.		2	6	207	A	Murray St.		0	4																																																																																																																																																																																																																																																																																																																																																																																																																																																																																																																																																																																																																
												92	A	Missouri St.		5	12	215	A	Eastern Ky.		7	3																																																																																																																																																																																																																																																																																																																																																																																																																																																																																																																																																																																																																
												92	A	Missouri St.		1	11	215	A	Eastern Ky.		4	8																																																																																																																																																																																																																																																																																																																																																																																																																																																																																																																																																																																																																
												98	A	Missouri		6	9	215	A	Eastern Ky.		1	12																																																																																																																																																																																																																																																																																																																																																																																																																																																																																																																																																																																																																
																		217	H	Belmont		9	8																																																																																																																																																																																																																																																																																																																																																																																																																																																																																																																																																																																																																
																		217	H	Belmont		0	12																																																																																																																																																																																																																																																																																																																																																																																																																																																																																																																																																																																																																
																		217	H	Belmont		5	6																																																																																																																																																																																																																																																																																																																																																																																																																																																																																																																																																																																																																
																		219	A	Memphis		0	4																																																																																																																																																																																																																																																																																																																																																																																																																																																																																																																																																																																																																
																		219	A	Memphis		5	11																																																																																																																																																																																																																																																																																																																																																																																																																																																																																																																																																																																																																
																		219	A	Memphis		2	4																																																																																																																																																																																																																																																																																																																																																																																																																																																																																																																																																																																																																
																		223	H	Tennessee Tech		2	14																																																																																																																																																																																																																																																																																																																																																																																																																																																																																																																																																																																																																
																		223	H	Tennessee Tech		5	4																																																																																																																																																																																																																																																																																																																																																																																																																																																																																																																																																																																																																
																		223	H	Tennessee Tech		3	13																																																																																																																																																																																																																																																																																																																																																																																																																																																																																																																																																																																																																
																		243	H	Illinois St.		3	9																																																																																																																																																																																																																																																																																																																																																																																																																																																																																																																																																																																																																
																		265	A	Saint Louis		6	1																																																																																																																																																																																																																																																																																																																																																																																																																																																																																																																																																																																																																
																		265	H	Saint Louis		9	8																																																																																																																																																																																																																																																																																																																																																																																																																																																																																																																																																																																																																
<hr/>																																																																																																																																																																																																																																																																																																																																																																																																																																																																																																																																																																																																																																							
LAST 15 GAMES																																																																																																																																																																																																																																																																																																																																																																																																																																																																																																																																																																																																																																							</

Non-Div. I Games:

SIUE

215 A Eastern Ky.	7	3
215 A Eastern Ky.	4	8

S  
I  
U  
E

S  
I  
U  
E



Average RPI Win:	177	WON-LOST	WINNING	LAST 15	STRENGTH OF	OPP. STRENGTH	TEAM	ADJ	CONF.	ADJ CONF.	
Average RPI Loss:	124	RECORD	PCT. RANK	GAMES	SCHEDULE	OF SCHEDULE	RPI	RPI	RPI	RPI	
DIV. I ONLY	9-26-0	.25714	280	4-11-0	118	228	242	.44642	241	18	18
DIV. I NON-CONF.	6-14-0	.3	256	1-5-0	88	177	169	.49056	167	14	14
TOTALS	RPI 1-25	RPI 26-50	W-L RECORDS	RPI 51-100	RPI 101-150	RPI 150+					
9-26-0	0-0-0	0-1-0	OVERALL	3-14-0	0-1-0	6-10-0					
4-11-0	0-0-0	0-1-0	HOME	0-2-0	0-0-0	4-8-0					
5-15-0	0-0-0	0-0-0	AWAY	3-12-0	0-1-0	2-2-0					
0-0-0	0-0-0	0-0-0	NEUTRAL	0-0-0	0-0-0	0-0-0					
6-14-0	0-0-0	0-1-0	NON-CONFERENCE	3-9-0	0-1-0	3-3-0					
1-2-0	0-0-0	0-1-0	HOME	0-0-0	0-0-0	1-1-0					
5-12-0	0-0-0	0-0-	AWAY	3-9-0	0-1-0	2-2-0					
0-0-0	0-0-0	0-0-0	NEUTRAL	0-0-0	0-0-0	0-0-0					
3-12-0	0-0-0	0-0-0	CONFERENCE	0-5-0	0-0-0	3-7-0					
3-9-0	0-0-0	0-0-0	HOME	0-2-0	0-0-0	3-7-0					
0-3-0	0-0-0	0-0-0	AWAY	0-3-0	0-0-0	0-0-0					
0-0-0	0-0-0	0-0-0	NEUTRAL	0-0-0	0-0-0	0-0-0					
RPI	S	Opponent	Score	RPI	S	Opponent	Score	RPI	S	Opponent	Score
				34	H	Pittsburgh	5 17	69	A	Wright St.	4 9
								69	A	Wright St.	0 8
								69	A	Wright St.	2 9
								69	H	Wright St.	3 7
								69	H	Wright St.	0 10
								75	A	Western Ky.	8 7
								75	A	Western Ky.	3 5
								75	A	Western Ky.	1 11
								78	A	Kent St.	2 5
								81	A	Fresno St.	5 6
								81	A	Fresno St.	3 8
								81	A	Fresno St.	0 11
								81	A	Fresno St.	1 6
								96	A	Penn St.	1 6
								98	A	Missouri	4 3
								98	A	Missouri	3 8
								98	A	Missouri	3 2

Non-Div. I Games:

Youngstown St.

34	H	Pittsburgh	5	17
113	A	West Virginia	3	13

Y  
o  
u  
n  
g  
s  
t  
o  
w  
n  
s  
t  
.

Y  
o  
u  
n  
g  
s  
t  
o  
w  
n  
s  
t  
.

Average RPI Win:	208	WON-LOST RECORD	WINNING PCT. RANK	LAST 15 GAMES	STRENGTH OF SCHEDULE	OPP. STRENGTH OF SCHEDULE	TEAM RPI	ADJ RPI	CONF. RPI	ADJ CONF. RPI		
DIV. I ONLY		13-19-0	.40625	214	5-10-0	259	269	239	.4462	242	24	24
DIV. I NON-CONF.		7-9-0	.4375	185	1-2-0	212	274	166	.48916	172	23	23
<hr/>												
TOTALS	RPI 1-25	RPI 26-50		W-L RECORDS		RPI 51-100		RPI 101-150		RPI 150+		
13-19-0	0-0-0	0-0-0		OVERALL		0-0-0		3-4-0		10-15-0		
6-3-0	0-0-0	0-0-0		HOME		0-0-0		1-0-0		5-3-0		
6-14-0	0-0-0	0-0-0		AWAY		0-0-0		2-4-0		4-10-0		
1-2-0	0-0-0	0-0-0		NEUTRAL		0-0-0		0-0-0		1-2-0		
7-9-0	0-0-0	0-0-0		NON-CONFERENCE		0-0-0		3-4-0		4-5-0		
1-0-0	0-0-0	0-0-0		HOME		0-0-0		1-0-0		0-0-0		
5-7-0	0-0-0	0-0-		AWAY		0-0-0		2-4-0		3-3-0		
1-2-0	0-0-0	0-0-0		NEUTRAL		0-0-0		0-0-0		1-2-0		
6-10-0	0-0-0	0-0-0		CONFERENCE		0-0-0		0-0-0		6-10-0		
5-3-0	0-0-0	0-0-0		HOME		0-0-0		0-0-0		5-3-0		
1-7-0	0-0-0	0-0-0		AWAY		0-0-0		0-0-0		1-7-0		
0-0-0	0-0-0	0-0-0		NEUTRAL		0-0-0		0-0-0		0-0-0		
RPI	S	Opponent	Score	RPI	S	Opponent	Score	RPI	S	Opponent	Score	
								119	A	UCF	3 4	
								119	A	UCF	3 8	
								119	A	UCF	0 16	
								127	A	Wofford	1 5	
								127	A	Wofford	12 5	
								127	A	Wofford	6 2	
								136	H	Binghamton	3 2	
								184	A	Canisius	0 1	
								184	A	Canisius	4 6	
								189	N	Northeastern	0 11	
								189	N	Northeastern	0 6	
								189	N	Northeastern	7 5	
								200	A	Yale	8 9	
								200	A	Yale	2 4	
								205	H	Columbia	7 4	
								205	H	Columbia	4 3	
								205	H	Columbia	4 14	
								205	H	Columbia	9 3	
								218	H	Harvard	6 4	
								218	H	Harvard	5 1	
								225	A	Penn	5 16	
								225	A	Penn	2 3	
								225	A	Penn	7 4	
								225	A	Penn	2 13	
								231	H	Dartmouth	1 3	
								231	H	Dartmouth	3 9	
								257	A	Brown	2 4	
				LAST 15 GAMES								
				184	A	Canisius	4 6	231	H	Dartmouth	1 3	
				184	A	Canisius	0 1	205	H	Columbia	4 3	
				225	A	Penn	5 16	205	H	Columbia	7 4	
				225	A	Penn	2 3					
				225	A	Penn	7 4					

Non-Div. I Games:

Rollins

5

6

Rollins

5

13

Cornell

225	A	Penn	2	13
231	H	Dartmouth	3	9

RPI	S	Opponent	Score	
257	A	Brown	6	7
281	A	Bucknell	5	2
281	A	Bucknell	3	2
281	A	Bucknell	8	6
281	A	Bucknell	3	12

Cornell

C  
o  
r  
n  
e  
l  
l

C  
o  
r  
n  
e  
l  
l

Average RPI Win:	195	WON-LOST RECORD	WINNING PCT. RANK	LAST 15 GAMES		STRENGTH OF SCHEDULE	OPP. STRENGTH OF SCHEDULE	TEAM RPI	ADJ RPI	CONF. RPI	ADJ CONF. RPI
DIV. I ONLY		12-27-0	.30769    266	5-10-0		191	145	243	.44554    243	11	11
DIV. I NON-CONF.		10-21-0	.32258    244	3-4-0		248	159	263	.4353       263	13	13
TOTALS	RPI 1-25		RPI 26-50	W-L RECORDS		RPI 51-100		RPI 101-150		RPI 150+	
12-27-0	0-0-0		0-5-0	OVERALL		2-7-0		2-6-0		8-9-0	
3-11-0	0-0-0		0-2-0	HOME		0-1-0		1-2-0		2-6-0	
4-14-0	0-0-0		0-3-0	AWAY		1-5-0		1-3-0		2-3-0	
5-2-0	0-0-0		0-0-0	NEUTRAL		1-1-0		0-1-0		4-0-0	
10-21-0	0-0-0		0-3-0	NON-CONFERENCE		2-7-0		0-2-0		8-9-0	
2-7-0	0-0-0		0-0-0	HOME		0-1-0		0-0-0		2-6-0	
3-12-0	0-0-0		0-0-	AWAY		1-5-0		0-1-0		2-3-0	
5-2-0	0-0-0		0-0-0	NEUTRAL		1-1-0		0-1-0		4-0-0	
2-6-0	0-0-0		0-2-0	CONFERENCE		0-0-0		2-4-0		0-0-0	
1-4-0	0-0-0		0-2-0	HOME		0-0-0		1-2-0		0-0-0	
1-2-0	0-0-0		0-0-0	AWAY		0-0-0		1-2-0		0-0-0	
0-0-0	0-0-0		0-0-0	NEUTRAL		0-0-0		0-0-0		0-0-0	
RPI	S Opponent Score		RPI S Opponent Score		RPI S Opponent Score		RPI S Opponent Score		RPI S Opponent Score		
31 A Tulane	0 13		76 N Michigan St.	0 15		102 A Indiana St.	2 3				
31 A Tulane	2 3		82 A Valparaiso	6 8		102 A Indiana St.	5 6				
31 A Tulane	3 9		87 A Illinois	1 7		102 A Indiana St.	5 1				
45 H Dallas Baptist	1 7		87 H Illinois	3 8		120 N Indiana	1 14				
45 H Dallas Baptist	2 7		90 A Oregon	1 3		122 A FIU	6 11				
			90 A Oregon	2 4		128 H Southern Ill.	1 0				
			90 A Oregon	3 2		128 H Southern Ill.	6 8				
			90 A Oregon	5 8		128 H Southern Ill.	3 7				
			99 N Ohio St.	5 4		153 H Milwaukee	1 4				
						153 H Milwaukee	3 4				
						153 H Milwaukee	5 8				
						170 H Xavier	1 12				
						170 H Xavier	6 5				
						170 H Xavier	5 11				
						217 A Belmont	5 7				
						217 A Belmont	23 5				
						217 A Belmont	10 13				
						240 A SIUE	9 3				
						249 N Western Mich.	2 1				
						252 N Central Mich.	13 7				
						254 N Northwestern	10 4				
						263 H Purdue	10 2				
						265 A Saint Louis	4 5				
						266 H Eastern Ill.	1 2				
						280 N Butler	9 2				
			LAST 15 GAMES								
			263 H Purdue	10 2		102 A Indiana St.	5 1				
			128 H Southern Ill.	1 0		87 A Illinois	1 7				
			128 H Southern Ill.	6 8		45 H Dallas Baptist	1 7				
			128 H Southern Ill.	3 7							
			240 A SIUE	9 3							

**Non-Div. I Games:**

Illinois St.

102 A Indiana St.	2	3
102 A Indiana St.	5	6

I  
l  
l  
i  
n  
o  
i  
s  
s  
t  
.

I  
l  
l  
i  
n  
o  
i  
s  
s  
t  
.

Average RPI Win:		228	WON-LOST RECORD		WINNING PCT. RANK		LAST 15 GAMES		STRENGTH OF SCHEDULE		OPP. STRENGTH OF SCHEDULE		TEAM RPI		ADJ RPI		CONF. RPI		ADJ CONF. RPI	
DIV. I ONLY			15-25-0		.375 232		7-8-0		186		263		244		.44447 244		19		19	
DIV. I NON-CONF.			12-19-0		.3871 218		4-2-0		209		245		241		.44962 240		18		18	
TOTALS		RPI 1-25		RPI 26-50		W-L RECORDS		RPI 51-100		RPI 101-150		RPI 150+								
15-25-0		0-1-0		0-1-0		OVERALL		0-8-0		2-6-0		13-9-0								
11-8-0		0-0-0		0-0-0		HOME		0-3-0		1-1-0		10-4-0								
2-13-0		0-1-0		0-0-0		AWAY		0-4-0		0-5-0		2-3-0								
2-4-0		0-0-0		0-1-0		NEUTRAL		0-1-0		1-0-0		1-2-0								
12-19-0		0-1-0		0-1-0		NON-CONFERENCE		0-8-0		2-3-0		10-6-0								
8-5-0		0-0-0		0-0-0		HOME		0-3-0		1-1-0		7-1-0								
2-10-0		0-1-0		0-0-		AWAY		0-4-0		0-2-0		2-3-0								
2-4-0		0-0-0		0-1-0		NEUTRAL		0-1-0		1-0-0		1-2-0								
3-6-0		0-0-0		0-0-0		CONFERENCE		0-0-0		0-3-0		3-3-0								
3-3-0		0-0-0		0-0-0		HOME		0-0-0		0-0-0		3-3-0								
0-3-0		0-0-0		0-0-0		AWAY		0-0-0		0-3-0		0-0-0								
0-0-0		0-0-0		0-0-0		NEUTRAL		0-0-0		0-0-0		0-0-0								
RPI	S	Opponent		Score		RPI	S	Opponent		Score		RPI	S	Opponent		Score				
6	A	Florida St.		10	11	50	N	Boston College		10	11	73	A	Rutgers		4	6			
												74	H	Hartford		1	2			
												74	H	Hartford		0	8			
												74	H	Hartford		1	11			
												79	A	Houston		3	10			
												79	A	Houston		1	13			
												79	A	Houston		0	4			
												87	N	Illinois		2	4			

**Non-Div. I Games:**

Villanova

155 H St. John's (NY)	2	5
155 H St. John's (NY)	1	6

RPI	S	Opponent	Score	
292	H	Delaware St.	2	1
294	H	Saint Peter's	1	5
294	H	Saint Peter's	7	3

Villanova

V  
i  
l  
l  
a  
n  
o  
v  
a

V  
i  
l  
l  
a  
n  
o  
v  
a



Average RPI Win:	201	WON-LOST	WINNING	LAST 15	STRENGTH OF	OPP. STRENGTH	TEAM	ADJ	CONF.	ADJ CONF.		
Average RPI Loss:	184	RECORD	PCT. RANK	GAMES	SCHEDULE	OF SCHEDULE	RPI	RPI	RPI	RPI		
DIV. I ONLY		13-26-0	.33333	252	6-9-0	244	254	245	.44444	245	28	28
DIV. I NON-CONF.		6-21-0	.22222	277	2-6-0	252	234	274	.42363	274	25	25
<hr/>												
TOTALS	RPI 1-25	RPI 26-50		W-L RECORDS		RPI 51-100		RPI 101-150		RPI 150+		
13-26-0	0-0-0	0-0-0		OVERALL		0-0-0		1-7-0		12-19-0		
3-6-0	0-0-0	0-0-0		HOME		0-0-0		0-0-0		3-6-0		
10-20-0	0-0-0	0-0-0		AWAY		0-0-0		1-7-0		9-13-0		
0-0-0	0-0-0	0-0-0		NEUTRAL		0-0-0		0-0-0		0-0-0		
6-21-0	0-0-0	0-0-0		NON-CONFERENCE		0-0-0		1-7-0		5-14-0		
0-3-0	0-0-0	0-0-0		HOME		0-0-0		0-0-0		0-3-0		
6-18-0	0-0-0	0-0-		AWAY		0-0-0		1-7-0		5-11-0		
0-0-0	0-0-0	0-0-0		NEUTRAL		0-0-0		0-0-0		0-0-0		
7-5-0	0-0-0	0-0-0		CONFERENCE		0-0-0		0-0-0		7-5-0		
3-3-0	0-0-0	0-0-0		HOME		0-0-0		0-0-0		3-3-0		
4-2-0	0-0-0	0-0-0		AWAY		0-0-0		0-0-0		4-2-0		
0-0-0	0-0-0	0-0-0		NEUTRAL		0-0-0		0-0-0		0-0-0		
RPI	S	Opponent	Score	RPI	S	Opponent	Score	RPI	S	Opponent	Score	
								102	A	Indiana St.	3	2
								102	A	Indiana St.	3	12
								102	A	Indiana St.	3	10
								114	A	Morehead St.	7	24
								114	A	Morehead St.	4	11
								119	A	UCF	2	11
								119	A	UCF	9	10
								119	A	UCF	0	15
								156	A	Stetson	3	5
								156	A	Stetson	6	13
								157	A	Monmouth	4	10
								157	A	Monmouth	6	4
								157	A	Monmouth	6	2
								176	A	Delaware	9	2
								176	A	Delaware	2	6
								176	A	Delaware	4	11
								177	H	Holy Cross	6	9
								184	A	Canisius	3	1
								184	A	Canisius	6	4
								184	A	Canisius	4	16
								197	A	Fordham	4	2
								214	A	Central Conn. St.	5	6
								216	H	Quinnipiac	0	7
								216	H	Quinnipiac	8	7
								216	H	Quinnipiac	3	2
221	A	The Citadel	4	6								
221	A	The Citadel	2	14								

**Non-Div. I Games:**

Siena

214	A	Central Conn. St.	5	6
157	A	Monmouth	6	4

RPI	S	Opponent	Score	
221	A	The Citadel	2	3
224	H	Niagara	2	8
224	H	Niagara	4	8
224	H	Niagara	8	0
231	A	Dartmouth	3	5
235	A	Army West Point	13	6
251	A	Fairleigh Dickinson	6	10
257	H	Brown	5	7
257	H	Brown	2	10
283	A	George Mason	19	7
283	A	George Mason	2	5
283	A	George Mason	5	3

Siena

S  
i  
e  
n  
a

S  
i  
e  
n  
a

Average RPI Win:	212	WON-LOST RECORD	WINNING PCT. RANK	LAST 15 GAMES	STRENGTH OF SCHEDULE	OPP. STRENGTH OF SCHEDULE	TEAM RPI	ADJ RPI	CONF. RPI	ADJ CONF. RPI		
DIV. I ONLY		15-27-0	.35714	241	5-10-0	225	239	247	.44296	246	18	18
DIV. I NON-CONF.		11-12-0	.47826	158	2-2-0	239	243	187	.48072	187	14	14
<hr/>												
TOTALS	RPI 1-25	RPI 26-50		W-L RECORDS		RPI 51-100		RPI 101-150		RPI 150+		
15-27-0	0-0-0	1-0-0		OVERALL		1-11-0		2-3-0		11-13-0		
5-11-0	0-0-0	0-0-0		HOME		0-5-0		1-0-0		4-6-0		
8-14-0	0-0-0	1-0-0		AWAY		1-5-0		1-3-0		5-4-0		
2-2-0	0-0-0	0-0-0		NEUTRAL		0-0-0		0-0-0		2-2-0		
11-12-0	0-0-0	1-0-0		NON-CONFERENCE		0-4-0		2-3-0		8-5-0		
4-1-0	0-0-0	0-0-0		HOME		0-0-0		1-0-0		3-1-0		
5-9-0	0-0-0	1-0-		AWAY		0-4-0		1-3-0		3-2-0		
2-2-0	0-0-0	0-0-0		NEUTRAL		0-0-0		0-0-0		2-2-0		
4-15-0	0-0-0	0-0-0		CONFERENCE		1-7-0		0-0-0		3-8-0		
1-10-0	0-0-0	0-0-0		HOME		0-5-0		0-0-0		1-5-0		
3-5-0	0-0-0	0-0-0		AWAY		1-2-0		0-0-0		2-3-0		
0-0-0	0-0-0	0-0-0		NEUTRAL		0-0-0		0-0-0		0-0-0		
RPI	S	Opponent	Score	RPI	S	Opponent	Score	RPI	S	Opponent	Score	
				37	A	Kentucky	5 4	69	A	Wright St.	3 4	
								69	A	Wright St.	6 4	
								69	A	Wright St.	1 12	
								69	H	Wright St.	2 5	
								69	H	Wright St.	3 13	
								82	H	Valparaiso	4 6	
								82	H	Valparaiso	1 16	
								82	H	Valparaiso	4 5	
								84	A	Troy	2 4	
								84	A	Troy	1 6	
								84	A	Troy	0 5	
								84	A	Troy	3 10	

Non-Div. I Games:

Northern Ky.

258	H	Dayton	4	3
170	H	Xavier	1	8

RPI	S	Opponent	Score	
275	A	ETSU	3	2
280	H	Butler	8	3

N  
J  
I  
T

NJIT

251	H	Fairleigh Dickinson	14	3
92	A	FGCU	3	4

RPI	S	Opponent	Score	
284	A	Norfolk St.	0	16
294	A	Saint Peter's	11	7
294	H	Saint Peter's	16	0
294	H	Saint Peter's	6	5
300	A	Coppin St.	5	4
300	A	Coppin St.	9	2
300	A	Coppin St.	3	2

Average RPI Win: 234		WON-LOST	WINNING	LAST 15	STRENGTH OF		OPP. STRENGTH	TEAM	ADJ		CONF.	ADJ CONF.		
Average RPI Loss: 133		RECORD	PCT. RANK	GAMES	SCHEDULE		OF SCHEDULE	RPI	RPI		RPI	RPI		
DIV. I ONLY		15-26-0	.36585	237	0-3-0		181	195	246		.44277	248		
DIV. I NON-CONF.		12-14-0	.46154	167	0-1-0		213	158	211		.46566	211		
TOTALS		RPI 1-25	RPI 26-50		W-L RECORDS		RPI 51-100		RPI 101-150		RPI 150+			
15-26-0		0-5-0	0-0-0		OVERALL		0-2-0		2-11-0		13-8-0			
13-11-0		0-0-0	0-0-0		HOME		0-0-0		1-5-0		12-6-0			
2-14-0		0-5-0	0-0-0		AWAY		0-2-0		1-5-0		1-2-0			
0-1-0		0-0-0	0-0-0		NEUTRAL		0-0-0		0-1-0		0-0-0			
12-14-0		0-5-0	0-0-0		NON-CONFERENCE		0-2-0		1-3-0		11-4-0			
11-4-0		0-0-0	0-0-0		HOME		0-0-0		1-2-0		10-2-0			
1-9-0		0-5-0	0-0-		AWAY		0-2-0		0-0-0		1-2-0			
0-1-0		0-0-0	0-0-0		NEUTRAL		0-0-0		0-1-0		0-0-0			
3-12-0		0-0-0	0-0-0		CONFERENCE		0-0-0		1-8-0		2-4-0			
2-7-0		0-0-0	0-0-0		HOME		0-0-0		0-3-0		2-4-0			
1-5-0		0-0-0	0-0-0		AWAY		0-0-0		1-5-0		0-0-0			
0-0-0		0-0-0	0-0-0		NEUTRAL		0-0-0		0-0-0		0-0-0			
RPI	S	Opponent	Score		RPI	S	Opponent	Score		RPI	S	Opponent	Score	
3	A	South Carolina	0	9						113	H	West Virginia	4	3
3	A	South Carolina	4	5						113	H	West Virginia	0	5
3	A	South Carolina	0	2						113	H	West Virginia	0	3
25	A	Georgia	3	5						127	N	Wofford	0	4
25	A	Georgia	3	10						133	A	Gardner-Webb	2	5
										133	A	Gardner-Webb	2	21
										133	A	Gardner-Webb	0	1
										135	A	Liberty	6	9
										135	A	Liberty	2	10
										135	A	Liberty	6	1
										146	H	Longwood	2	6
										146	H	Longwood	1	4
										146	H	Longwood	4	13
										159	H	Campbell	18	7
										159	H	Campbell	5	7
										159	H	Campbell	4	5
										209	H	George Washington	3	1
										209	H	George Washington	5	10
										209	H	George Washington	12	1
										221	A	The Citadel	3	4
										221	H	The Citadel	18	1
										236	A	USC Upstate	6	11
										236	H	USC Upstate	3	1
										269	H	N.C. Central	9	6
										277	H	Massachusetts	7	2
										277	H	Massachusetts	12	8
										277	H	Massachusetts	3	1
LAST 15 GAMES														
					127	N	Wofford	0	4	286	H	UNC Asheville	1	7
					133	A	Gardner-Webb	2	5	287	A	Savannah St.	10	4
					133	A	Gardner-Webb	2	21	135	A	Liberty	6	9
					133	A	Gardner-Webb	0	1					
					236	A	USC Upstate	6	11					

Non-Div. I Games: North Greenville 2 6

Charleston So.

286	H	UNC Asheville	9	7
286	H	UNC Asheville	8	9

RPI	S	Opponent	Score	
280	H	Butler	7	3
280	H	Butler	2	1
280	H	Butler	3	4
286	H	UNC Asheville	8	9
286	H	UNC Asheville	9	7
286	H	UNC Asheville	1	7
287	A	Savannah St.	10	4

Charleston So.

C  
h  
a  
r  
l  
e  
s  
t  
o  
n  
S  
o  
.

C  
h  
a  
r  
l  
e  
s  
t  
o  
n  
S  
o  
.



Average RPI Win: 208		WON-LOST	WINNING	LAST 15	STRENGTH OF		OPP. STRENGTH	TEAM	ADJ		CONF.	ADJ CONF.	
Average RPI Loss: 168		RECORD	PCT. RANK	GAMES	SCHEDULE		OF SCHEDULE	RPI	RPI	RPI	RPI		
DIV. I ONLY		11-25-0	.30556	267	4-11-0		180	270	249	.44241	249	23	23
DIV. I NON-CONF.		3-17-0	.15	291	0-3-0		210	266	286	.40425	286	24	24
TOTALS		RPI 1-25	RPI 26-50		W-L RECORDS		RPI 51-100		RPI 101-150		RPI 150+		
11-25-0	0-1-0	0-0-0		OVERALL		1-4-0		1-3-0		9-17-0			
5-4-0	0-0-0	0-0-0		HOME		0-1-0		0-0-0		5-3-0			
4-17-0	0-1-0	0-0-0		AWAY		1-3-0		0-1-0		3-12-0			
2-4-0	0-0-0	0-0-0		NEUTRAL		0-0-0		1-2-0		1-2-0			
3-17-0	0-1-0	0-0-0		NON-CONFERENCE		0-2-0		1-3-0		2-11-0			
0-1-0	0-0-0	0-0-0		HOME		0-1-0		0-0-0		0-0-0			
1-12-0	0-1-0	0-0-		AWAY		0-1-0		0-1-0		1-9-0			
2-4-0	0-0-0	0-0-0		NEUTRAL		0-0-0		1-2-0		1-2-0			
8-8-0	0-0-0	0-0-0		CONFERENCE		1-2-0		0-0-0		7-6-0			
5-3-0	0-0-0	0-0-0		HOME		0-0-0		0-0-0		5-3-0			
3-5-0	0-0-0	0-0-0		AWAY		1-2-0		0-0-0		2-3-0			
0-0-0	0-0-0	0-0-0		NEUTRAL		0-0-0		0-0-0		0-0-0			
RPI S	Opponent	Score		RPI S	Opponent	Score		RPI S	Opponent	Score			
22 A	Georgia Tech	0 13				76 A	Michigan St. 5 6	118 N	Saint Joseph's	8 17			
						78 A	Kent St. 5 4	137 A	Middle Tenn.	2 3			
						78 A	Kent St. 2 13	149 N	Bradley	5 16			
						78 A	Kent St. 7 9	149 N	Bradley	6 3			
						82 H	Valparaiso 4 8	164 A	Ball St.	1 21			
								164 A	Ball St.	3 13			
								164 A	Ball St.	2 7			
								165 H	Eastern Mich.	6 2			
								165 H	Eastern Mich.	7 4			
								165 H	Eastern Mich.	3 5			
								167 N	North Dakota St.	2 4			
								168 A	Florida A&M	5 12			
								168 A	Florida A&M	0 9			
								168 A	Florida A&M	1 2			
								187 N	Georgetown	12 5			
								196 A	Kennesaw St.	4 7			
								217 A	Belmont	1 3			
								221 H	Northern Ill.	15 12			
								221 H	Northern Ill.	3 17			
								221 H	Northern Ill.	2 5			
								230 A	Lipscomb	0 1			
								234 A	Georgia St.	2 3			
								243 N	Illinois St.	1 2			
								261 A	Bowling Green	3 2			
								261 A	Bowling Green	11 0			
								261 H	Bowling Green	1 0			
								261 H	Bowling Green	6 5			
LAST 15 GAMES						82 H	Valparaiso 4 8						
165 H	Eastern Mich.	3 5		164 A	Ball St.	3 13							
165 H	Eastern Mich.	7 4		164 A	Ball St.	1 21							
165 H	Eastern Mich.	6 2											
76 A	Michigan St.	5 6											
221 H	Northern Ill.	15 12											

Non-Div. I Games:

Western Mich.

Western Mich.

221	H	Northern Ill.	3	17
221	H	Northern Ill.	2	5

Through Games Of April 28, 2016

RPI	S	Opponent	Score	
280	A	Butler	3	7
280	A	Butler	2	0
291	A	Chicago St.	3	6

Western Mich.

W  
e  
s  
t  
e  
r  
n  
M  
i  
c  
h  
.

W  
e  
s  
t  
e  
r  
n  
M  
i  
c  
h  
.

Average RPI Win: 172		WON-LOST RECORD		WINNING PCT. RANK		LAST 15 GAMES		STRENGTH OF SCHEDULE		OPP. STRENGTH OF SCHEDULE		TEAM RPI		ADJ RPI		CONF. RPI		ADJ CONF. RPI	
DIV. I ONLY		11-30-0		.26829 275		5-10-0		136		163		250		.44222 250		10		10	
DIV. I NON-CONF.		5-15-0		.25 265		0-4-0		200		213		275		.42296 275		11		11	
TOTALS		RPI 1-25		RPI 26-50		W-L RECORDS		RPI 51-100		RPI 101-150		RPI 150+							
11-30-0		0-3-0		2-3-0		OVERALL		0-5-0		3-6-0		6-13-0							
6-10-0		0-0-0		2-2-0		HOME		0-0-0		2-4-0		2-4-0							
3-15-0		0-2-0		0-0-0		AWAY		0-4-0		1-2-0		2-7-0							
2-5-0		0-1-0		0-1-0		NEUTRAL		0-1-0		0-0-0		2-2-0							
5-15-0		0-3-0		0-2-0		NON-CONFERENCE		0-2-0		0-0-0		5-8-0							
2-5-0		0-0-0		0-1-0		HOME		0-0-0		0-0-0		2-4-0							
1-5-0		0-2-0		0-0-		AWAY		0-1-0		0-0-0		1-2-0							
2-5-0		0-1-0		0-1-0		NEUTRAL		0-1-0		0-0-0		2-2-0							
6-15-0		0-0-0		2-1-0		CONFERENCE		0-3-0		3-6-0		1-5-0							
4-5-0		0-0-0		2-1-0		HOME		0-0-0		2-4-0		0-0-0							
2-10-0		0-0-0		0-0-0		AWAY		0-3-0		1-2-0		1-5-0							
0-0-0		0-0-0		0-0-0		NEUTRAL		0-0-0		0-0-0		0-0-0							
RPI	S	Opponent		Score		RPI	S	Opponent		Score		RPI	S	Opponent		Score			
3	A	South Carolina		0	5	30	H	Wake Forest		9	15	63	N	Old Dominion		3	12		
11	A	Coastal Caro.		2	17	30	N	Wake Forest		7	10	65	A	Tennessee		5	7		
24	N	Virginia		0	8	36	H	South Ala.		4	3	84	A	Troy		3	4		
						36	H	South Ala.		1	8	84	A	Troy		7	9		
						36	H	South Ala.		4	3	84	A	Troy		2	3		

Non-Div. I Games:

Appalachian St.

36 H South Ala.	4	3
36 H South Ala.	1	8

RPI	S	Opponent	Score	
286	N	UNC Asheville	8	0

Appalachian St.

A  
P  
P  
a  
l  
a  
c  
h  
i  
a  
n  
S  
t  
.

A  
P  
P  
a  
l  
a  
c  
h  
i  
a  
n  
S  
t  
.

[illegible]

**Non-Div. I Games:**

Fairleigh Dickinson

296	A	Mt. St. Mary's	1	0
296	A	Mt. St. Mary's	2	5

RPI	S	Opponent	Score	
296	A	Mt. St. Mary's	1	0
296	A	Mt. St. Mary's	4	1
296	A	Mt. St. Mary's	17	2
296	H	Mt. St. Mary's	6	13
296	H	Mt. St. Mary's	4	3
296	H	Mt. St. Mary's	6	0
296	H	Mt. St. Mary's	9	4
300	A	Coppin St.	8	15
300	A	Coppin St.	35	24

Fairleigh Dickinson

F  
a  
i  
r  
l  
e  
i  
g  
h  
D  
i  
c  
k  
i  
n  
s  
o  
n

F  
a  
i  
r  
l  
e  
i  
g  
h  
D  
i  
c  
k  
i  
n  
s  
o  
n

Average RPI Win: 203		WON-LOST RECORD		WINNING PCT. RANK		LAST 15 GAMES		STRENGTH OF SCHEDULE		OPP. STRENGTH OF SCHEDULE		TEAM RPI		ADJ RPI		CONF. RPI		ADJ CONF. RPI	
DIV. I ONLY		10-30-0		.25 282		5-9-0		133		212		252		.44113 252		23		23	
DIV. I NON-CONF.		4-22-0		.15385 290		1-4-0		93		162		260		.43881 260		24		24	
TOTALS		RPI 1-25		RPI 26-50		W-L RECORDS		RPI 51-100		RPI 101-150		RPI 150+							
10-30-0		0-0-0		0-3-0		OVERALL		1-13-0		0-1-0		9-13-0							
4-6-0		0-0-0		0-0-0		HOME		1-2-0		0-0-0		3-4-0							
3-17-0		0-0-0		0-2-0		AWAY		0-7-0		0-0-0		3-8-0							
3-7-0		0-0-0		0-1-0		NEUTRAL		0-4-0		0-1-0		3-1-0							
4-22-0		0-0-0		0-3-0		NON-CONFERENCE		0-11-0		0-1-0		4-7-0							
0-0-0		0-0-0		0-0-0		HOME		0-0-0		0-0-0		0-0-0							
1-15-0		0-0-0		0-0-		AWAY		0-7-0		0-0-0		1-6-0							
3-7-0		0-0-0		0-1-0		NEUTRAL		0-4-0		0-1-0		3-1-0							
6-8-0		0-0-0		0-0-0		CONFERENCE		1-2-0		0-0-0		5-6-0							
4-6-0		0-0-0		0-0-0		HOME		1-2-0		0-0-0		3-4-0							
2-2-0		0-0-0		0-0-0		AWAY		0-0-0		0-0-0		2-2-0							
0-0-0		0-0-0		0-0-0		NEUTRAL		0-0-0		0-0-0		0-0-0							
RPI	S	Opponent		Score		RPI	S	Opponent		Score		RPI	S	Opponent		Score			
				26	A	Michigan	7	9	52	N	St. Mary's (CA)	4	15	118	N	Saint Joseph's	2	5	
				47	A	Notre Dame	6	7	65	N	Tennessee	1	20	154	A	Oakland	7	4	
				50	N	Boston College	3	9	76	A	Michigan St.	1	4	156	A	Stetson	3	4	
									76	N	Michigan St.	3	7	164	H	Ball St.	2	4	
									78	H	Kent St.	5	17	164	H	Ball St.	7	10	
									78	H	Kent St.	2	5	164	H	Ball St.	7	3	
									78	H	Kent St.	13	10	167	N	North Dakota St.	11	4	
									83	A	Arkansas	4	9	170	A	Xavier	4	7	
									83	A	Arkansas	3	4	170	A	Xavier	5	8	
									83	A	Arkansas	1	6	170	A	Xavier	0	5	
									87	N	Illinois	4	9	171	A	Grand Canyon	4	5	
									92	A	Missouri St.	0	2	171	A	Grand Canyon	1	3	
									92	A	Missouri St.	1	7	221	A	Northern Ill.	6	9	
									92	A	Missouri St.	1	9	221	A	Northern Ill.	7	6	
														221	A	Northern Ill.	2	3	
														232	H	Toledo	1	0	
														232	H	Toledo	3	4	
														232	H	Toledo	14	2	
														243	N	Illinois St.	7	13	
														244	N	Villanova	9	5	
														261	A	Bowling Green	10	5	
														261	H	Bowling Green	0	4	
														280	N	Butler	8	3	
LAST 15 GAMES																			
				154	A	Oakland	7	4	164	H	Ball St.	7	3						
				232	H	Toledo	3	4	76	N	Michigan St.	3	7						
				232	H	Toledo	1	0	221	A	Northern Ill.	2	3						
				232	H	Toledo	14	2											
				47	A	Notre Dame	6	7											

Non-Div. I Games: Saginaw Valley 7 4

Central Mich.

164 H Ball St.	2	4
164 H Ball St.	7	10

C  
e  
n  
t  
r  
a  
l  
M  
i  
c  
h  
.

C  
e  
n  
t  
r  
a  
l  
M  
i  
c  
h  
.



Average RPI Win: 147		WON-LOST	WINNING	LAST 15	STRENGTH OF		OPP. STRENGTH	TEAM	ADJ		CONF.	ADJ CONF.
Average RPI Loss: 119		RECORD	PCT. RANK	GAMES	SCHEDULE		OF SCHEDULE	RPI	RPI		RPI	RPI
DIV. I ONLY		9-30-0	.23077	290	63		203	254	.44079		253	26
DIV. I NON-CONF.		5-20-0	.2	279	33		149	247	.4487		246	26
TOTALS		RPI 1-25	RPI 26-50		W-L RECORDS		RPI 51-100		RPI 101-150		RPI 150+	
9-30-0		0-2-0	0-1-0		OVERALL		0-7-0		4-11-0		5-9-0	
7-17-0		0-1-0	0-0-0		HOME		0-2-0		2-7-0		5-7-0	
2-10-0		0-1-0	0-0-0		AWAY		0-3-0		2-4-0		0-2-0	
0-3-0		0-0-0	0-1-0		NEUTRAL		0-2-0		0-0-0		0-0-0	
5-20-0		0-2-0	0-1-0		NON-CONFERENCE		0-7-0		2-7-0		3-3-0	
3-12-0		0-1-0	0-0-0		HOME		0-2-0		0-6-0		3-3-0	
2-5-0		0-1-0	0-0-		AWAY		0-3-0		2-1-0		0-0-0	
0-3-0		0-0-0	0-1-0		NEUTRAL		0-2-0		0-0-0		0-0-0	
4-10-0		0-0-0	0-0-0		CONFERENCE		0-0-0		2-4-0		2-6-0	
4-5-0		0-0-0	0-0-0		HOME		0-0-0		2-1-0		2-4-0	
0-5-0		0-0-0	0-0-0		AWAY		0-0-0		0-3-0		0-2-0	
0-0-0		0-0-0	0-0-0		NEUTRAL		0-0-0		0-0-0		0-0-0	
RPI S	Opponent	Score	RPI S	Opponent	Score	RPI S	Opponent	Score	RPI S	Opponent	Score	
9 H	UC Santa Barbara	4 10	46 N	Northwestern St.	7 9	52 N	St. Mary's (CA)	7 10	106 H	Oklahoma	0 13	
23 A	Arizona	1 4				52 N	St. Mary's (CA)	4 10	106 H	Oklahoma	7 10	
						60 H	Cal St. Fullerton	3 8	106 H	Oklahoma	3 6	
						68 A	Cal Poly	4 8	106 H	Oklahoma	4 6	
						81 A	Fresno St.	4 6	107 A	CSUN	8 5	
						97 A	Loyola Marymount	3 7	107 A	CSUN	5 3	
						97 H	Loyola Marymount	5 17	107 H	CSUN	5 7	
									109 A	Seattle	4 10	
									109 A	Seattle	3 6	
									109 A	Seattle	3 7	
									110 A	UC Irvine	6 9	
									110 H	UC Irvine	6 7	
									130 H	Sacramento St.	4 3	
									130 H	Sacramento St.	4 2	
									130 H	Sacramento St.	3 6	
									155 H	St. John's (NY)	4 3	
									155 H	St. John's (NY)	10 4	
									155 H	St. John's (NY)	4 5	
									171 H	Grand Canyon	4 9	
									171 H	Grand Canyon	3 9	
									171 H	Grand Canyon	6 9	
									175 H	New Mexico St.	4 5	
									175 H	New Mexico St.	7 6	
									175 H	New Mexico St.	8 2	
									188 H	UC Riverside	8 2	
									188 H	UC Riverside	4 8	
									188 H	UC Riverside	3 7	
LAST 15 GAMES			LAST 15 GAMES			LAST 15 GAMES			LAST 15 GAMES			
97 A	Loyola Marymount	3 7	282 A	Northern Colo.	3 6	97 A	Loyola Marymount	3 7	282 A	Northern Colo.	3 6	
175 H	New Mexico St.	8 2	110 H	UC Irvine	6 7	175 H	New Mexico St.	8 2	110 H	UC Irvine	6 7	
175 H	New Mexico St.	4 5	130 H	Sacramento St.	4 2	175 H	New Mexico St.	4 5	130 H	Sacramento St.	4 2	
175 H	New Mexico St.	7 6				175 H	New Mexico St.	7 6				
97 H	Loyola Marymount	5 17				97 H	Loyola Marymount	5 17				

Non-Div. I Games:

CSU Bakersfield

60	H	Cal St. Fullerton	3	8
282	A	Northern Colo.	2	9

RPI	S	Opponent	Score	
282	A	Northern Colo.	3	6
282	A	Northern Colo.	2	9

CSU Bakersfield

C  
S  
U  
B  
a  
k  
e  
r  
s  
f  
i  
e  
l  
d

C  
S  
U  
B  
a  
k  
e  
r  
s  
f  
i  
e  
l  
d

Average RPI Win: 176		WON-LOST	WINNING	LAST 15	STRENGTH OF		OPP. STRENGTH	TEAM	ADJ	CONF.	ADJ CONF.
Average RPI Loss: 124		RECORD	PCT. RANK	GAMES	SCHEDULE		OF SCHEDULE	RPI	RPI	RPI	RPI
DIV. I ONLY		10-29-0	.25641	281	3-12-0		173	143	253	.43964	254
DIV. I NON-CONF.		8-16-0	.33333	235	2-1-0		293	152	276	.42153	277
TOTALS		RPI 1-25	RPI 26-50		W-L RECORDS		RPI 51-100		RPI 101-150		RPI 150+
10-29-0	0-0-0	0-7-0		OVERALL		2-7-0		3-6-0		5-9-0	
2-10-0	0-0-0	0-6-0		HOME		0-3-0		1-0-0		1-1-0	
6-14-0	0-0-0	0-0-0		AWAY		2-4-0		0-4-0		4-6-0	
2-5-0	0-0-0	0-1-0		NEUTRAL		0-0-0		2-2-0		0-2-0	
8-16-0	0-0-0	0-1-0		NON-CONFERENCE		0-0-0		3-6-0		5-9-0	
2-1-0	0-0-0	0-0-0		HOME		0-0-0		1-0-0		1-1-0	
4-10-0	0-0-0	0-0-		AWAY		0-0-0		0-4-0		4-6-0	
2-5-0	0-0-0	0-1-0		NEUTRAL		0-0-0		2-2-0		0-2-0	
2-13-0	0-0-0	0-6-0		CONFERENCE		2-7-0		0-0-0		0-0-0	
0-9-0	0-0-0	0-6-0		HOME		0-3-0		0-0-0		0-0-0	
2-4-0	0-0-0	0-0-0		AWAY		2-4-0		0-0-0		0-0-0	
0-0-0	0-0-0	0-0-0		NEUTRAL		0-0-0		0-0-0		0-0-0	
RPI S	Opponent	Score	RPI S	Opponent	Score	RPI S	Opponent	Score	RPI S	Opponent	Score
			26 H	Michigan	9 <b>11</b>	80 A	Nebraska	11 3	125 A	Cincinnati	3 <b>10</b>
			26 H	Michigan	4 <b>10</b>	80 A	Nebraska	2 <b>3</b>	125 A	Cincinnati	5 <b>6</b>
			26 H	Michigan	3 <b>12</b>	80 A	Nebraska	7 <b>8</b>	125 A	Cincinnati	0 <b>1</b>
			33 H	Minnesota	5 <b>6</b>	96 H	Penn St.	2 <b>8</b>	142 N	Nevada	4 2
			33 H	Minnesota	1 <b>10</b>	96 H	Penn St.	2 <b>4</b>	142 N	Nevada	5 1
			33 H	Minnesota	0 <b>8</b>	96 H	Penn St.	3 <b>11</b>	142 N	Nevada	2 <b>11</b>
			50 N	Boston College	3 <b>6</b>	99 A	Ohio St.	6 5	142 N	Nevada	6 <b>10</b>
						99 A	Ohio St.	2 <b>5</b>	149 H	Bradley	5 1
						99 A	Ohio St.	4 <b>5</b>	150 A	Miami (OH)	4 <b>5</b>
									181 A	San Diego St.	13 7
									181 A	San Diego St.	10 <b>15</b>
									181 A	San Diego St.	6 <b>11</b>
									194 A	Pacific	3 1
									194 A	Pacific	3 <b>7</b>
									194 A	Pacific	3 <b>7</b>
									194 A	Pacific	14 5
									204 A	Ill.-Chicago	2 <b>11</b>
									204 H	Ill.-Chicago	0 <b>7</b>
									243 N	Illinois St.	4 <b>10</b>
									246 A	Northern Ky.	1 <b>7</b>
									280 N	Butler	9 <b>10</b>
									291 A	Chicago St.	12 10
									291 H	Chicago St.	11 5
LAST 15 GAMES											
			33 H	Minnesota	0 <b>8</b>	149 H	Bradley	5 1			
			33 H	Minnesota	1 <b>10</b>	80 A	Nebraska	11 3			
			33 H	Minnesota	5 <b>6</b>	80 A	Nebraska	7 <b>8</b>			
			291 A	Chicago St.	12 10						
			96 H	Penn St.	3 <b>11</b>						

Non-Div. I Games: Saint Leo 3 5

Northwestern

96 H Penn St.	2	8
96 H Penn St.	2	4

N  
o  
r  
t  
h  
w  
e  
s  
t  
e  
r  
n

N  
o  
r  
t  
h  
w  
e  
s  
t  
e  
r  
n

Average RPI Win: 158		WON-LOST	WINNING	LAST 15	STRENGTH OF		OPP. STRENGTH	TEAM	ADJ	CONF.	ADJ CONF.
Average RPI Loss: 143		RECORD	PCT. RANK	GAMES	SCHEDULE		OF SCHEDULE	RPI	RPI	RPI	RPI
DIV. I ONLY		6-24-0	.2	296	3-11-0		137	176	256	.43958	255
DIV. I NON-CONF.		3-12-0	.2	279	0-2-0		199	33	249	.4469	249
TOTALS		RPI 1-25	RPI 26-50		W-L RECORDS		RPI 51-100		RPI 101-150		RPI 150+
6-24-0		0-3-0	0-3-0		OVERALL		0-0-0		3-6-0		3-12-0
1-5-0		0-0-0	0-0-0		HOME		0-0-0		1-2-0		0-3-0
4-18-0		0-3-0	0-3-0		AWAY		0-0-0		2-4-0		2-8-0
1-1-0		0-0-0	0-0-0		NEUTRAL		0-0-0		0-0-0		1-1-0
3-12-0		0-3-0	0-3-0		NON-CONFERENCE		0-0-0		2-1-0		1-5-0
0-0-0		0-0-0	0-0-0		HOME		0-0-0		0-0-0		0-0-0
2-11-0		0-3-0	0-0-		AWAY		0-0-0		2-1-0		0-4-0
1-1-0		0-0-0	0-0-0		NEUTRAL		0-0-0		0-0-0		1-1-0
3-12-0		0-0-0	0-0-0		CONFERENCE		0-0-0		1-5-0		2-7-0
1-5-0		0-0-0	0-0-0		HOME		0-0-0		1-2-0		0-3-0
2-7-0		0-0-0	0-0-0		AWAY		0-0-0		0-3-0		2-4-0
0-0-0		0-0-0	0-0-0		NEUTRAL		0-0-0		0-0-0		0-0-0
RPI S	Opponent	Score		RPI S	Opponent	Score		RPI S	Opponent	Score	
21 A	Creighton	1	7	49 A	Alabama	1	2	109 H	Seattle	6	12
21 A	Creighton	1	7	49 A	Alabama	2	5	109 H	Seattle	5	7
21 A	Creighton	0	5	49 A	Alabama	1	7	109 H	Seattle	15	2
								126 A	Southern California	6	7
								126 A	Southern California	5	4
								126 A	Southern California	1	0
								130 A	Sacramento St.	2	3
								130 A	Sacramento St.	3	4
								130 A	Sacramento St.	0	1
								162 A	Utah Valley	9	10
								162 A	Utah Valley	4	3
								162 A	Utah Valley	13	7
								166 A	Wichita St.	3	16
								167 A	North Dakota St.	4	15
								171 H	Grand Canyon	4	9
								171 H	Grand Canyon	2	14
								171 H	Grand Canyon	2	8
								193 A	Kansas	0	7
								206 A	South Dakota St.	3	5
								263 N	Purdue	0	5
								265 N	Saint Louis	7	2
								274 A	UTRGV	4	8
								274 A	UTRGV	2	12
								274 A	UTRGV	1	2
LAST 15 GAMES											
				171 H	Grand Canyon	2	14	109 H	Seattle	15	2
				171 H	Grand Canyon	2	8	109 H	Seattle	6	12
				171 H	Grand Canyon	4	9	109 H	Seattle	5	7
				274 A	UTRGV	4	8				
				274 A	UTRGV	2	12				

Non-Div. I Games: Minn.-Crookston 10 9

North Dakota

274	A	UTRGV	1	2
167	A	North Dakota St.	4	15

N  
o  
r  
t  
h  
D  
a  
k  
o  
t  
a

N  
o  
r  
t  
h  
D  
a  
k  
o  
t  
a

Average RPI Win: 188		WON-LOST RECORD		WINNING PCT. RANK		LAST 15 GAMES		STRENGTH OF SCHEDULE		OPP. STRENGTH OF SCHEDULE		TEAM RPI		ADJ RPI		CONF. RPI		ADJ CONF. RPI	
DIV. I ONLY		10-24-0		.29412 271		4-9-0		158		266		255		.43845 256		22		22	
DIV. I NON-CONF.		2-14-0		.125 294		0-1-0		149		273		283		.40911 284		20		21	
TOTALS		RPI 1-25		RPI 26-50		W-L RECORDS		RPI 51-100		RPI 101-150		RPI 150+							
10-24-0		0-0-0		0-0-0		OVERALL		1-7-0		0-4-0		9-13-0							
5-7-0		0-0-0		0-0-0		HOME		1-2-0		0-0-0		4-5-0							
3-15-0		0-0-0		0-0-0		AWAY		0-5-0		0-4-0		3-6-0							
2-2-0		0-0-0		0-0-0		NEUTRAL		0-0-0		0-0-0		2-2-0							
2-14-0		0-0-0		0-0-0		NON-CONFERENCE		0-5-0		0-4-0		2-5-0							
0-0-0		0-0-0		0-0-0		HOME		0-0-0		0-0-0		0-0-0							
0-12-0		0-0-0		0-0-		AWAY		0-5-0		0-4-0		0-3-0							
2-2-0		0-0-0		0-0-0		NEUTRAL		0-0-0		0-0-0		2-2-0							
8-10-0		0-0-0		0-0-0		CONFERENCE		1-2-0		0-0-0		7-8-0							
5-7-0		0-0-0		0-0-0		HOME		1-2-0		0-0-0		4-5-0							
3-3-0		0-0-0		0-0-0		AWAY		0-0-0		0-0-0		3-3-0							
0-0-0		0-0-0		0-0-0		NEUTRAL		0-0-0		0-0-0		0-0-0							
RPI	S	Opponent	Score	RPI	S	Opponent	Score	RPI	S	Opponent	Score	RPI	S	Opponent	Score				
								72	H	Oral Roberts	0 6	128	A	Southern Ill.	1 4				
								72	H	Oral Roberts	9 4	128	A	Southern Ill.	0 9				
								72	H	Oral Roberts	1 11	128	A	Southern Ill.	0 9				
								83	A	Arkansas	3 9	149	A	Bradley	3 6				
								83	A	Arkansas	2 3	167	A	North Dakota St.	12 8				
								83	A	Arkansas	0 3	167	A	North Dakota St.	3 12				
								92	A	Missouri St.	4 13	167	A	North Dakota St.	0 3				
								92	A	Missouri St.	3 15	167	H	North Dakota St.	9 4				
												167	H	North Dakota St.	7 6				
												167	H	North Dakota St.	1 3				
												202	A	Omaha	1 6				
												202	A	Omaha	10 2				
												202	A	Omaha	3 2				
												206	H	South Dakota St.	3 2				
												206	H	South Dakota St.	3 11				
												206	H	South Dakota St.	2 0				
												223	A	Tennessee Tech	3 6				
												223	A	Tennessee Tech	12 13				
												223	A	Tennessee Tech	5 6				
												227	H	IPFW	1 9				
												227	H	IPFW	5 11				
												227	H	IPFW	1 8				
												246	N	Northern Ky.	4 7				
												246	N	Northern Ky.	8 6				
												246	N	Northern Ky.	4 5				
												246	N	Northern Ky.	16 11				
LAST 15 GAMES																			
				167	A	North Dakota St.	0 3	72	H	Oral Roberts	0 6								
				167	A	North Dakota St.	12 8	72	H	Oral Roberts	9 4								
				167	A	North Dakota St.	3 12	149	A	Bradley	3 6								
				227	H	IPFW	1 8												
				227	H	IPFW	5 11												

Non-Div. I Games: Ill.-Springfield 5 13 St. Ambrose 9 1

Western Ill.

227 H IPFW	1	9
72 H Oral Roberts	1	11

W  
e  
s  
t  
e  
r  
n  
I  
l  
l  
.

W  
e  
s  
t  
e  
r  
n  
I  
l  
l  
.



Average RPI Win:	219	WON-LOST	WINNING	LAST 15	STRENGTH OF	OPP. STRENGTH	TEAM	ADJ	CONF.	ADJ CONF.	
Average RPI Loss:	148	RECORD	PCT. RANK	GAMES	SCHEDULE	OF SCHEDULE	RPI	RPI	RPI	RPI	
DIV. I ONLY		12-23-0	.34286 247	5-10-0	230	225	257	.43829 257	24	24	
DIV. I NON-CONF.		6-13-0	.31579 249	0-3-0	186	173	224	.45896 224	23	23	
<hr/>											
TOTALS	RPI 1-25	RPI 26-50		W-L RECORDS		RPI 51-100		RPI 101-150		RPI 150+	
12-23-0	0-0-0	0-3-0		OVERALL		0-2-0		1-7-0		11-11-0	
5-8-0	0-0-0	0-1-0		HOME		0-2-0		0-1-0		5-4-0	
6-13-0	0-0-0	0-0-0		AWAY		0-0-0		1-6-0		5-7-0	
1-2-0	0-0-0	0-2-0		NEUTRAL		0-0-0		0-0-0		1-0-0	
6-13-0	0-0-0	0-3-0		NON-CONFERENCE		0-0-0		1-7-0		5-3-0	
1-4-0	0-0-0	0-1-0		HOME		0-0-0		0-1-0		1-2-0	
4-7-0	0-0-0	0-0-		AWAY		0-0-0		1-6-0		3-1-0	
1-2-0	0-0-0	0-2-0		NEUTRAL		0-0-0		0-0-0		1-0-0	
6-10-0	0-0-0	0-0-0		CONFERENCE		0-2-0		0-0-0		6-8-0	
4-4-0	0-0-0	0-0-0		HOME		0-2-0		0-0-0		4-2-0	
2-6-0	0-0-0	0-0-0		AWAY		0-0-0		0-0-0		2-6-0	
0-0-0	0-0-0	0-0-0		NEUTRAL		0-0-0		0-0-0		0-0-0	
RPI S	Opponent	Score	RPI S	Opponent	Score	RPI S	Opponent	Score	RPI S	Opponent	Score
			32 H	Bryant	3 15	95 H	Princeton	9 11	104 A	Marshall	0 14
			47 N	Notre Dame	6 7	95 H	Princeton	7 25	104 A	Marshall	2 3
			49 N	Alabama	0 2				104 A	Marshall	2 7
									104 A	Marshall	0 2
									119 A	UCF	15 5
									119 A	UCF	4 6
									119 A	UCF	0 2
									134 H	Rhode Island	6 10
									177 A	Holy Cross	3 0
									177 A	Holy Cross	11 12
									177 H	Holy Cross	2 1
									177 H	Holy Cross	0 9
									195 H	UMass Lowell	8 9
									205 A	Columbia	3 7
									205 A	Columbia	2 10
									218 A	Harvard	6 0
									218 A	Harvard	0 6
									218 A	Harvard	3 4
									218 A	Harvard	1 2
									225 A	Penn	8 5
									225 A	Penn	1 3
									231 H	Dartmouth	0 15
									231 H	Dartmouth	3 4
									231 H	Dartmouth	4 2
									231 H	Dartmouth	2 0
									242 H	Cornell	4 2
									242 H	Cornell	7 6

Non-Div. I Games:

Brown

195	H	UMass Lowell	8	9
231	H	Dartmouth	2	0

RPI	S	Opponent	Score	
245	A	Siena	7	5
245	A	Siena	10	2
281	N	Bucknell	2	0

Brown

B  
r  
o  
w  
n

B  
r  
o  
w  
n

Average RPI Win: 203		WON-LOST RECORD		WINNING PCT. RANK		LAST 15 GAMES		STRENGTH OF SCHEDULE		OPP. STRENGTH OF SCHEDULE		TEAM RPI		ADJ RPI		CONF. RPI		ADJ CONF. RPI	
DIV. I ONLY		14-28-0		.33333 252		7-8-0		212		247		258		.43824 258		25		25	
DIV. I NON-CONF.		9-18-0		.33333 235		3-3-0		217		202		243		.44912 243		28		28	
TOTALS		RPI 1-25		RPI 26-50		W-L RECORDS		RPI 51-100		RPI 101-150		RPI 150+							
14-28-0		0-0-0		0-2-0		OVERALL		2-5-0		1-1-0		11-20-0							
7-11-0		0-0-0		0-0-0		HOME		0-1-0		1-0-0		6-10-0							
7-15-0		0-0-0		0-1-0		AWAY		2-4-0		0-1-0		5-9-0							
0-2-0		0-0-0		0-1-0		NEUTRAL		0-0-0		0-0-0		0-1-0							
9-18-0		0-0-0		0-2-0		NON-CONFERENCE		1-3-0		1-1-0		7-12-0							
5-4-0		0-0-0		0-0-0		HOME		0-1-0		1-0-0		4-3-0							
4-12-0		0-0-0		0-0-		AWAY		1-2-0		0-1-0		3-8-0							
0-2-0		0-0-0		0-1-0		NEUTRAL		0-0-0		0-0-0		0-1-0							
5-10-0		0-0-0		0-0-0		CONFERENCE		1-2-0		0-0-0		4-8-0							
2-7-0		0-0-0		0-0-0		HOME		0-0-0		0-0-0		2-7-0							
3-3-0		0-0-0		0-0-0		AWAY		1-2-0		0-0-0		2-1-0							
0-0-0		0-0-0		0-0-0		NEUTRAL		0-0-0		0-0-0		0-0-0							
RPI	S	Opponent		Score		RPI	S	Opponent		Score		RPI	S	Opponent		Score			
37	A	Kentucky		3	5	58	A	High Point		5	1	150	A	Miami (OH)		3	7		
37	N	Kentucky		2	15	58	A	High Point		0	3	150	H	Miami (OH)		11	8		
						58	A	High Point		9	10	151	A	Furman		1	8		
						69	H	Wright St.		0	1	151	A	Furman		3	9		
						88	A	VCU		3	5	151	A	Furman		2	5		
						88	A	VCU		2	9	154	H	Oakland		3	0		
						88	A	VCU		8	3	154	H	Oakland		4	6		
												164	A	Ball St.		0	10		
												164	A	Ball St.		3	9		
												164	A	Ball St.		1	6		
												164	A	Ball St.		3	1		
												165	H	Eastern Mich.		6	7		
												173	N	Stony Brook		6	11		
												209	H	George Washington		2	6		
												209	H	George Washington		2	4		
												209	H	George Washington		2	1		
												215	H	Eastern Ky.		5	2		
												228	H	St. Bonaventure		3	4		
												228	H	St. Bonaventure		3	6		
												228	H	St. Bonaventure		13	12		
												232	A	Toledo		12	10		
												232	H	Toledo		14	6		
												236	A	USC Upstate		4	6		
												237	H	Ohio		3	4		
												246	A	Northern Ky.		3	4		
												261	A	Bowling Green		13	2		
												265	H	Saint Louis		1	5		
LAST 15 GAMES																			
37	A	Kentucky		3	5	228	H	St. Bonaventure		3	6	236	A	USC Upstate		4	6		
209	H	George Washington		2	6	228	H	St. Bonaventure		3	4	237	H	Ohio		3	4		
209	H	George Washington		2	1	261	A	Bowling Green		13	2	246	A	Northern Ky.		3	4		
209	H	George Washington		2	4							261	A	Bowling Green		13	2		
246	A	Northern Ky.		3	4							265	H	Saint Louis		1	5		

Non-Div. I Games:

Dayton

232	A	Toledo	12	10
228	H	St. Bonaventure	13	12

RPI	S	Opponent	Score	
265	H	Saint Louis	2	7
265	H	Saint Louis	3	5
280	H	Butler	3	0
283	A	George Mason	9	2
283	A	George Mason	2	8
283	A	George Mason	9	6

Dayton

D  
a  
y  
t  
o  
n

D  
a  
y  
t  
o  
n

Average RPI Win: 213		WON-LOST RECORD		WINNING PCT. RANK		LAST 15 GAMES		STRENGTH OF SCHEDULE		OPP. STRENGTH OF SCHEDULE		TEAM RPI		ADJ RPI		CONF. RPI		ADJ CONF. RPI	
DIV. I ONLY		13-26-0		.33333 252		4-11-0		214		276		259		.43712 259		29		29	
DIV. I NON-CONF.		7-16-0		.30435 253		1-2-0		207		265		257		.44095 257		29		29	
TOTALS		RPI 1-25		RPI 26-50		W-L RECORDS		RPI 51-100		RPI 101-150		RPI 150+							
13-26-0		0-0-0		0-0-0		OVERALL		0-2-0		2-6-0		11-18-0							
5-10-0		0-0-0		0-0-0		HOME		0-1-0		1-4-0		4-5-0							
6-16-0		0-0-0		0-0-0		AWAY		0-1-0		1-2-0		5-13-0							
2-0-0		0-0-0		0-0-0		NEUTRAL		0-0-0		0-0-0		2-0-0							
7-16-0		0-0-0		0-0-0		NON-CONFERENCE		0-2-0		1-3-0		6-11-0							
2-5-0		0-0-0		0-0-0		HOME		0-1-0		0-1-0		2-3-0							
3-11-0		0-0-0		0-0-		AWAY		0-1-0		1-2-0		2-8-0							
2-0-0		0-0-0		0-0-0		NEUTRAL		0-0-0		0-0-0		2-0-0							
6-10-0		0-0-0		0-0-0		CONFERENCE		0-0-0		1-3-0		5-7-0							
3-5-0		0-0-0		0-0-0		HOME		0-0-0		1-3-0		2-2-0							
3-5-0		0-0-0		0-0-0		AWAY		0-0-0		0-0-0		3-5-0							
0-0-0		0-0-0		0-0-0		NEUTRAL		0-0-0		0-0-0		0-0-0							
RPI	S	Opponent		Score	RPI	S	Opponent		Score	RPI	S	Opponent		Score	RPI	S	Opponent		Score

Non-Div. I Games:

Lafayette

281	H	Bucknell	6	4
281	H	Bucknell	3	5

RPI	S	Opponent	Score	
236	A	USC Upstate	7	8
251	H	Fairleigh Dickinson	6	7
260	A	Lehigh	2	5
260	A	Lehigh	4	10
260	A	Lehigh	3	4
260	A	Lehigh	3	6
281	H	Bucknell	1	4
281	H	Bucknell	6	4
281	H	Bucknell	3	5
281	H	Bucknell	6	5

Average RPI Win: 247		WON-LOST RECORD	WINNING PCT. RANK	LAST 15 GAMES	STRENGTH OF SCHEDULE	OPP. STRENGTH OF SCHEDULE	TEAM RPI	ADJ RPI	CONF. RPI	ADJ CONF. RPI		
Average RPI Loss: 210												
DIV. I ONLY		19-26-0	.42222	207	8-7-0	268	288	260	.4368	260	29	29
DIV. I NON-CONF.		12-17-0	.41379	200	2-2-0	283	295	272	.42661	271	29	29
<hr/>												
TOTALS		RPI 1-25		RPI 26-50		W-L RECORDS		RPI 51-100		RPI 101-150		RPI 150+
19-26-0		0-0-0		0-0-0		OVERALL		0-0-0		1-7-0		18-19-0
10-7-0		0-0-0		0-0-0		HOME		0-0-0		0-0-0		10-7-0
7-16-0		0-0-0		0-0-0		AWAY		0-0-0		1-6-0		6-10-0
2-3-0		0-0-0		0-0-0		NEUTRAL		0-0-0		0-1-0		2-2-0
12-17-0		0-0-0		0-0-0		NON-CONFERENCE		0-0-0		0-4-0		12-13-0
5-4-0		0-0-0		0-0-0		HOME		0-0-0		0-0-0		5-4-0
5-10-0		0-0-0		0-0-		AWAY		0-0-0		0-3-0		5-7-0
2-3-0		0-0-0		0-0-0		NEUTRAL		0-0-0		0-1-0		2-2-0
7-9-0		0-0-0		0-0-0		CONFERENCE		0-0-0		1-3-0		6-6-0
5-3-0		0-0-0		0-0-0		HOME		0-0-0		0-0-0		5-3-0
2-6-0		0-0-0		0-0-0		AWAY		0-0-0		1-3-0		1-3-0
0-0-0		0-0-0		0-0-0		NEUTRAL		0-0-0		0-0-0		0-0-0
RPI	S	Opponent	Score	RPI	S	Opponent	Score	RPI	S	Opponent	Score	
										104 A Marshall	6	12
										104 A Marshall	4	6
										104 A Marshall	2	4
										145 A Navy	0	3
										145 A Navy	9	2
										145 A Navy	3	10
										145 A Navy	0	3
										149 N Bradley	1	2
										176 H Delaware	16	7
										177 H Holy Cross	1	6
										177 H Holy Cross	5	4
										177 H Holy Cross	3	12
										177 H Holy Cross	4	5
										212 A Manhattan	2	10
										212 A Manhattan	6	4
										212 H Manhattan	0	2
										220 A Rider	9	10
										220 H Rider	9	8
										225 H Penn	4	11
										231 N Dartmouth	15	7
										231 N Dartmouth	5	4
										231 N Dartmouth	4	5
										244 A Villanova	6	8
										251 A Fairleigh Dickinson	6	10
										251 A Fairleigh Dickinson	0	7
										251 H Fairleigh Dickinson	4	5
										251 H Fairleigh Dickinson	5	6
<hr/>												
LAST 15 GAMES												
				272 A NYIT	16	5	145 A Navy	3	10			
				259 H Lafayette	6	3	145 A Navy	0	3			
				259 H Lafayette	5	2	145 A Navy	9	2			
				259 H Lafayette	10	4						
				259 H Lafayette	4	3						

Non-Div. I Games:

Lehigh

293	A	UMES	4	5
293	A	UMES	6	7

RPI	S	Opponent	Score	
259	H	Lafayette	5	2
259	H	Lafayette	6	3
259	H	Lafayette	4	3
259	H	Lafayette	10	4
267	N	Maine	6	11
272	A	NYIT	16	5
272	H	NYIT	10	5
281	A	Bucknell	10	1
281	A	Bucknell	5	7
281	A	Bucknell	2	11
281	A	Bucknell	3	4
284	A	Norfolk St.	7	6
284	A	Norfolk St.	10	3
284	A	Norfolk St.	7	2
293	A	UMES	6	7
293	A	UMES	4	5
294	H	Saint Peter's	6	3
300	H	Coppin St.	10	4

Lehigh

L  
e  
h  
i  
g  
h

L  
e  
h  
i  
g  
h



Average RPI Win:	207	WON-LOST	WINNING	LAST 15	STRENGTH OF	OPP. STRENGTH	TEAM	ADJ	CONF.	ADJ CONF.		
Average RPI Loss:	184	RECORD	PCT. RANK	GAMES	SCHEDULE	OF SCHEDULE	RPI	RPI	RPI	RPI		
DIV. I ONLY		15-25-0	.375	232	7-8-0	274	244	261	.43599	261	23	23
DIV. I NON-CONF.		8-11-0	.42105	194	1-3-0	162	267	172	.48974	170	24	24
<hr/>												
TOTALS	RPI 1-25	RPI 26-50		W-L RECORDS		RPI 51-100		RPI 101-150		RPI 150+		
15-25-0	0-0-0	0-1-0		OVERALL		1-0-0		1-8-0		13-16-0		
4-6-0	0-0-0	0-0-0		HOME		0-0-0		0-0-0		4-6-0		
6-16-0	0-0-0	0-1-0		AWAY		1-0-0		0-6-0		5-8-0		
5-3-0	0-0-0	0-0-0		NEUTRAL		0-0-0		1-1-0		4-2-0		
8-11-0	0-0-0	0-1-0		NON-CONFERENCE		1-0-0		1-5-0		6-5-0		
0-1-0	0-0-0	0-0-0		HOME		0-0-0		0-0-0		0-1-0		
3-7-0	0-0-0	0-0-		AWAY		1-0-0		0-4-0		2-2-0		
5-3-0	0-0-0	0-0-0		NEUTRAL		0-0-0		1-1-0		4-2-0		
7-14-0	0-0-0	0-0-0		CONFERENCE		0-0-0		0-3-0		7-11-0		
4-5-0	0-0-0	0-0-0		HOME		0-0-0		0-0-0		4-5-0		
3-9-0	0-0-0	0-0-0		AWAY		0-0-0		0-3-0		3-6-0		
0-0-0	0-0-0	0-0-0		NEUTRAL		0-0-0		0-0-0		0-0-0		
RPI	S	Opponent	Score	RPI	S	Opponent	Score	RPI	S	Opponent	Score	
				26	A	Michigan	0 5	69	A	Wright St.	7 6	
								109	A	Seattle	3 9	
								109	A	Seattle	0 7	
								109	A	Seattle	0 7	
								109	A	Seattle	0 3	
								148	N	Alabama St.	3 11	
								148	N	Alabama St.	7 4	
								150	A	Miami (OH)	1 5	
								150	A	Miami (OH)	5 7	
								150	A	Miami (OH)	3 4	
								164	A	Ball St.	5 1	
								164	A	Ball St.	1 3	
								164	A	Ball St.	8 7	
								165	A	Eastern Mich.	4 8	
								165	A	Eastern Mich.	0 4	
								165	A	Eastern Mich.	4 5	
								173	N	Stony Brook	5 4	
								183	N	Presbyterian	6 1	
								183	N	Presbyterian	5 6	
								199	A	Elon	6 2	
								202	N	Omaha	1 10	
								232	H	Toledo	2 4	
				LAST 15 GAMES				232	H	Toledo	7 3	
				241	A	Youngstown St.	0 2	237	H	Ohio	5 4	
				164	A	Ball St.	8 7	258	H	Dayton	2 13	
				164	A	Ball St.	1 3	150	A	Miami (OH)	5 7	
				164	A	Ball St.	5 1					
				69	A	Wright St.	7 6					
								232	H	Toledo	5 3	
								237	H	Ohio	6 2	
								237	H	Ohio	5 10	
								237	H	Ohio	5 4	
								241	A	Youngstown St.	0 2	

Non-Div. I Games:	Findlay	5	4
-------------------	---------	---	---

Bowling Green

237	H	Ohio	5	10
237	H	Ohio	6	2

RPI	S	Opponent	Score	
249	A	Western Mich.	0	1
249	A	Western Mich.	5	6
249	H	Western Mich.	0	11
249	H	Western Mich.	2	3
250	N	Appalachian St.	6	2
252	A	Central Mich.	4	0
252	H	Central Mich.	5	10
258	H	Dayton	2	13
275	A	ETSU	1	12
275	A	ETSU	7	1
287	N	Savannah St.	10	1

Bowling Green

B  
o  
w  
l  
i  
n  
g  
G  
r  
e  
e  
n

B  
o  
w  
l  
i  
n  
g  
G  
r  
e  
e  
n

Average RPI Win:	238	WON-LOST	WINNING	LAST 15	STRENGTH OF	OPP. STRENGTH	TEAM	ADJ	CONF.	ADJ CONF.	
Average RPI Loss:	175	RECORD	PCT. RANK	GAMES	SCHEDULE	OF SCHEDULE	RPI	RPI	RPI	RPI	
DIV. I ONLY	12-24-0	.33333	252	4-11-0	264	271	262	.43568	262	23	23
DIV. I NON-CONF.	7-14-0	.33333	235	1-2-0	197	293	212	.46506	212	24	24
<hr/>											
TOTALS	RPI 1-25	RPI 26-50		W-L RECORDS		RPI 51-100		RPI 101-150		RPI 150+	
12-24-0	0-0-0	0-3-0		OVERALL		0-0-0		0-4-0		12-17-0	
1-7-0	0-0-0	0-0-0		HOME		0-0-0		0-3-0		1-4-0	
11-15-0	0-0-0	0-3-0		AWAY		0-0-0		0-1-0		11-11-0	
0-2-0	0-0-0	0-0-0		NEUTRAL		0-0-0		0-0-0		0-2-0	
<hr/>											
7-14-0	0-0-0	0-3-0		NON-CONFERENCE		0-0-0		0-1-0		7-10-0	
0-2-0	0-0-0	0-0-0		HOME		0-0-0		0-0-0		0-2-0	
7-10-0	0-0-0	0-0-		AWAY		0-0-0		0-1-0		7-6-0	
0-2-0	0-0-0	0-0-0		NEUTRAL		0-0-0		0-0-0		0-2-0	
<hr/>											
5-10-0	0-0-0	0-0-0		CONFERENCE		0-0-0		0-3-0		5-7-0	
1-5-0	0-0-0	0-0-0		HOME		0-0-0		0-3-0		1-2-0	
4-5-0	0-0-0	0-0-0		AWAY		0-0-0		0-0-0		4-5-0	
0-0-0	0-0-0	0-0-0		NEUTRAL		0-0-0		0-0-0		0-0-0	
<hr/>											
RPI S	Opponent	Score	RPI S	Opponent	Score	RPI S	Opponent	Score	RPI S	Opponent	Score
			37 A	Kentucky	1 5				145 A	Navy	2 6
			37 A	Kentucky	8 9				150 H	Miami (OH)	6 7
			37 A	Kentucky	3 14				150 H	Miami (OH)	0 3
									150 H	Miami (OH)	0 6
									165 H	Eastern Mich.	3 4
									165 H	Eastern Mich.	1 2
									165 H	Eastern Mich.	12 4
									174 N	Air Force	0 13
									184 A	Canisius	5 4
									184 A	Canisius	5 9
									184 H	Canisius	1 3
									189 A	Northeastern	6 3
									189 A	Northeastern	4 8
									189 A	Northeastern	0 1
									191 A	Davidson	0 5
									211 N	Marist	3 8
									221 A	Northern Ill.	7 17
									221 A	Northern Ill.	2 9
									221 A	Northern Ill.	7 2
									228 A	St. Bonaventure	1 2
									228 A	St. Bonaventure	2 9
									228 H	St. Bonaventure	1 6
									232 A	Toledo	13 7
									232 A	Toledo	6 4
									232 A	Toledo	2 3
									237 A	Ohio	1 3
									237 A	Ohio	9 3
<hr/>											
LAST 15 GAMES											
			228 H	St. Bonaventure	1 6	150 H	Miami (OH)	0 6	232 A	Toledo	13 7
			221 A	Northern Ill.	7 17	184 A	Canisius	5 4	232 A	Toledo	6 4
			221 A	Northern Ill.	2 9	237 A	Ohio	5 6	232 A	Toledo	2 3
			221 A	Northern Ill.	7 2				237 A	Ohio	1 3
			184 H	Canisius	1 3				237 A	Ohio	9 3

Non-Div. I Games:

Buffalo

150	H	Miami (OH)	6	7
150	H	Miami (OH)	0	3

RPI	S	Opponent	Score	
237	A	Ohio	5	6
268	A	UT Martin	15	8
268	A	UT Martin	8	5
268	A	UT Martin	5	3
296	A	Mt. St. Mary's	2	0
296	A	Mt. St. Mary's	15	0

P  
u  
r  
d  
u  
e

Purdue

164	H	Ball St.	9	2
76	H	Michigan St.	5	2

P  
u  
r  
d  
u  
e

P  
u  
r  
d  
u  
e

Average RPI Win: 148		WON-LOST	WINNING	LAST 15	STRENGTH OF		OPP. STRENGTH	TEAM	ADJ		CONF.	ADJ CONF.
Average RPI Loss: 133		RECORD	PCT. RANK	GAMES	SCHEDULE		OF SCHEDULE	RPI	RPI		RPI	RPI
DIV. I ONLY		9-25-0	.26471	277	148		148	264	.43334		8	8
DIV. I NON-CONF.		7-15-0	.31818	247	194		132	262	.43545		10	10
TOTALS		RPI 1-25	RPI 26-50		W-L RECORDS		RPI 51-100		RPI 101-150		RPI 150+	
9-25-0		0-0-0	1-0-0		OVERALL		0-8-0		3-6-0		5-11-0	
6-13-0		0-0-0	1-0-0		HOME		0-1-0		2-4-0		3-8-0	
2-10-0		0-0-0	0-0-0		AWAY		0-7-0		1-1-0		1-2-0	
1-2-0		0-0-0	0-0-0		NEUTRAL		0-0-0		0-1-0		1-1-0	
7-15-0		0-0-0	1-0-0		NON-CONFERENCE		0-5-0		2-4-0		4-6-0	
5-8-0		0-0-0	1-0-0		HOME		0-1-0		1-2-0		3-5-0	
1-5-0		0-0-0	0-0-		AWAY		0-4-0		1-1-0		0-0-0	
1-2-0		0-0-0	0-0-0		NEUTRAL		0-0-0		0-1-0		1-1-0	
2-10-0		0-0-0	0-0-0		CONFERENCE		0-3-0		1-2-0		1-5-0	
1-5-0		0-0-0	0-0-0		HOME		0-0-0		1-2-0		0-3-0	
1-5-0		0-0-0	0-0-0		AWAY		0-3-0		0-0-0		1-2-0	
0-0-0		0-0-0	0-0-0		NEUTRAL		0-0-0		0-0-0		0-0-0	
RPI S	Opponent	Score	RPI S	Opponent	Score	RPI S	Opponent	Score	RPI S	Opponent	Score	
			26 H	Michigan	4 3	52 A	St. Mary's (CA)	6 7	110 H	UC Irvine	1 11	
						60 A	Cal St. Fullerton	0 10	110 H	UC Irvine	4 6	
						60 A	Cal St. Fullerton	3 13	110 H	UC Irvine	9 6	
						60 A	Cal St. Fullerton	2 3	118 N	Saint Joseph's	8 10	
						89 A	Arizona St.	2 3	139 H	San Francisco	1 2	
						89 A	Arizona St.	5 6	139 H	San Francisco	15 3	
						89 A	Arizona St.	3 4	142 A	Nevada	4 5	
						91 H	Stanford	2 5	142 H	Nevada	1 3	
									147 A	Santa Clara	8 0	
									162 N	Utah Valley	2 0	
									162 N	Utah Valley	8 10	
									174 H	Air Force	8 9	
									174 H	Air Force	6 2	
									174 H	Air Force	2 5	
									179 H	Portland	0 12	
									179 H	Portland	6 9	
									179 H	Portland	4 7	
									179 H	Portland	4 3	
									180 H	Hawaii	5 6	
									180 H	Hawaii	0 5	
									180 H	Hawaii	2 7	
									188 A	UC Riverside	13 12	
									188 A	UC Riverside	5 8	
									188 A	UC Riverside	3 5	
									206 H	South Dakota St.	5 4	
LAST 15 GAMES												
			142 A	Nevada	4 5	60 A	Cal St. Fullerton	0 10				
			110 H	UC Irvine	1 11	180 H	Hawaii	2 7				
			110 H	UC Irvine	4 6	180 H	Hawaii	0 5				
			110 H	UC Irvine	9 6							
			52 A	St. Mary's (CA)	6 7							

Non-Div. I Games:

UC Davis

60 A Cal St. Fullerton	3	13
60 A Cal St. Fullerton	2	3

U  
C  
D  
a  
v  
i  
s

U  
C  
D  
a  
v  
i  
s



Average RPI Win:	257	WON-LOST	WINNING	LAST 15	STRENGTH OF	OPP. STRENGTH	TEAM	ADJ	CONF.	ADJ CONF.	
Average RPI Loss:	132	RECORD	PCT. RANK	GAMES	SCHEDULE	OF SCHEDULE	RPI	RPI	RPI	RPI	
DIV. I ONLY	16-24-0	.4	218	4-11-0	267	200	265	.43177	265	25	25
DIV. I NON-CONF.	8-20-0	.28571	260	0-7-0	277	180	290	.39258	290	28	28
<hr/>											
TOTALS	RPI 1-25	RPI 26-50		W-L RECORDS		RPI 51-100		RPI 101-150		RPI 150+	
16-24-0	0-0-0	0-5-0		OVERALL		0-5-0		1-5-0		15-9-0	
11-6-0	0-0-0	0-1-0		HOME		0-0-0		1-2-0		10-3-0	
4-8-0	0-0-0	0-0-0		AWAY		0-4-0		0-0-0		4-4-0	
1-10-0	0-0-0	0-4-0		NEUTRAL		0-1-0		0-3-0		1-2-0	
<hr/>											
8-20-0	0-0-0	0-5-0		NON-CONFERENCE		0-5-0		0-3-0		8-7-0	
7-4-0	0-0-0	0-1-0		HOME		0-0-0		0-0-0		7-3-0	
0-6-0	0-0-0	0-0-		AWAY		0-4-0		0-0-0		0-2-0	
1-10-0	0-0-0	0-4-0		NEUTRAL		0-1-0		0-3-0		1-2-0	
<hr/>											
8-4-0	0-0-0	0-0-0		CONFERENCE		0-0-0		1-2-0		7-2-0	
4-2-0	0-0-0	0-0-0		HOME		0-0-0		1-2-0		3-0-0	
4-2-0	0-0-0	0-0-0		AWAY		0-0-0		0-0-0		4-2-0	
0-0-0	0-0-0	0-0-0		NEUTRAL		0-0-0		0-0-0		0-0-0	
<hr/>											
RPI S	Opponent	Score	RPI S	Opponent	Score	RPI S	Opponent	Score	RPI S	Opponent	Score
			38 H	Southeast Mo. St.	3 10	87 A	Illinois	1 3	114 N	Morehead St.	1 4
			39 N	BYU	3 11	87 A	Illinois	2 6	118 H	Saint Joseph's	2 3
			39 N	BYU	7 21	87 A	Illinois	4 6	118 H	Saint Joseph's	22 6
			39 N	BYU	0 5	92 A	Missouri St.	4 15	118 H	Saint Joseph's	2 3
			39 N	BYU	7 11	98 N	Missouri	3 5	121 N	Arkansas St.	4 5
									121 N	Arkansas St.	2 9
									161 A	Richmond	2 4
									161 A	Richmond	13 7
									161 A	Richmond	3 5
									193 A	Kansas	3 5
									202 N	Omaha	2 16
									207 H	Murray St.	1 9
									240 A	SIUE	8 9
									240 H	SIUE	1 6
									243 H	Illinois St.	5 4
									255 N	North Dakota	2 7
									258 A	Dayton	5 1
									258 A	Dayton	7 2
									258 A	Dayton	5 3
									263 N	Purdue	3 2
									266 H	Eastern Ill.	2 0
									280 H	Butler	9 4
									280 H	Butler	6 8
									280 H	Butler	13 12
									283 H	George Mason	15 6
									283 H	George Mason	15 0
									283 H	George Mason	3 2

87	A	Illinois	1	3
87	A	Illinois	4	6

RPI	S	Opponent	Score	
291	H	Chicago St.	7	1
291	H	Chicago St.	7	0
291	H	Chicago St.	8	2

S  
a  
i  
n  
t  
L  
o  
u  
i  
s

S  
a  
i  
n  
t  
L  
o  
u  
i  
s

Saint Louis

Average RPI Win: 194		WON-LOST	WINNING	LAST 15	STRENGTH OF		OPP. STRENGTH	TEAM	ADJ	CONF.	ADJ CONF.
Average RPI Loss: 127		RECORD	PCT. RANK	GAMES	SCHEDULE		OF SCHEDULE	RPI	RPI	RPI	RPI
DIV. I ONLY		5-33-0	.13158	299	2-12-0		94	181	266	.43171	266
DIV. I NON-CONF.		3-17-0	.15	291	0-3-0		191	77	266	.43277	266
TOTALS		RPI 1-25	RPI 26-50		W-L RECORDS		RPI 51-100		RPI 101-150		RPI 150+
5-33-0		0-4-0	0-3-0		OVERALL		1-10-0		0-1-0		4-15-0
1-8-0		0-0-0	0-0-0		HOME		0-3-0		0-0-0		1-5-0
4-24-0		0-4-0	0-3-0		AWAY		1-6-0		0-1-0		3-10-0
0-1-0		0-0-0	0-0-0		NEUTRAL		0-1-0		0-0-0		0-0-0
3-17-0		0-4-0	0-0-0		NON-CONFERENCE		1-4-0		0-1-0		2-8-0
0-0-0		0-0-0	0-0-0		HOME		0-0-0		0-0-0		0-0-0
3-16-0		0-4-0	0-0-0		AWAY		1-3-0		0-1-0		2-8-0
0-1-0		0-0-0	0-0-0		NEUTRAL		0-1-0		0-0-0		0-0-0
2-16-0		0-0-0	0-3-0		CONFERENCE		0-6-0		0-0-0		2-7-0
1-8-0		0-0-0	0-0-0		HOME		0-3-0		0-0-0		1-5-0
1-8-0		0-0-0	0-3-0		AWAY		0-3-0		0-0-0		1-2-0
0-0-0		0-0-0	0-0-0		NEUTRAL		0-0-0		0-0-0		0-0-0
RPI S	Opponent	Score	RPI S	Opponent	Score	RPI S	Opponent	Score	RPI S	Opponent	Score
15 A	Vanderbilt	1 9	38 A	Southeast Mo. St.	1 15	66 A	Austin Peay	6 13	128 A	Southern Ill.	2 10
18 A	Southern Miss.	4 6	38 A	Southeast Mo. St.	11 12	66 A	Austin Peay	3 6	169 A	Central Ark.	2 4
18 A	Southern Miss.	1 6	38 A	Southeast Mo. St.	7 20	66 A	Austin Peay	3 5	169 A	Central Ark.	1 9
18 A	Southern Miss.	1 18				71 H	Jacksonville St.	3 4	169 A	Central Ark.	3 4
						71 H	Jacksonville St.	3 10	169 A	Central Ark.	5 6
						71 H	Jacksonville St.	4 6	207 A	Murray St.	9 3
						83 A	Arkansas	10 8	207 A	Murray St.	11 31
						83 A	Arkansas	2 5	207 A	Murray St.	4 9
						83 A	Arkansas	2 3	217 H	Belmont	9 8
						87 A	Illinois	7 9	217 H	Belmont	1 6
						87 N	Illinois	4 5	217 H	Belmont	9 21
									219 A	Memphis	0 23
									219 A	Memphis	1 2
									219 A	Memphis	10 9
									223 H	Tennessee Tech	3 5
									223 H	Tennessee Tech	3 8
									223 H	Tennessee Tech	6 8
									230 A	Lipscomb	9 16
									243 A	Illinois St.	2 1
									265 A	Saint Louis	0 2
LAST 15 GAMES											
			217 H	Belmont	1 6	128 A	Southern Ill.	2 10			
			217 H	Belmont	9 8	223 H	Tennessee Tech	6 8			
			217 H	Belmont	9 21	223 H	Tennessee Tech	3 5			
			87 N	Illinois	4 5						
			38 A	Southeast Mo. St.	7 20						

Non-Div. I Games: Illinois Col. 7 6 Robert Morris-Peoria 14 0

Eastern Ill.

38 A Southeast Mo. St.	11	12
38 A Southeast Mo. St.	1	15

E  
a  
s  
t  
e  
r  
n  
I  
l  
l  
.

E  
a  
s  
t  
e  
r  
n  
I  
l  
l  
.

Average RPI Win: 199		WON-LOST	WINNING	LAST 15	STRENGTH OF		OPP. STRENGTH	TEAM	ADJ		CONF.	ADJ CONF.		
Average RPI Loss: 163		RECORD	PCT. RANK	GAMES	SCHEDULE		OF SCHEDULE	RPI	RPI		RPI	RPI		
DIV. I ONLY		10-27-0	.27027	274	5-8-0		163	262	267	.4316	267	20	20	
DIV. I NON-CONF.		8-18-0	.30769	251	3-3-0		201	271	258	.44007	258	21	20	
TOTALS		RPI 1-25	RPI 26-50		W-L RECORDS		RPI 51-100		RPI 101-150		RPI 150+			
10-27-0		1-3-0	0-0-0		OVERALL		0-3-0		1-4-0		8-17-0			
5-7-0		0-0-0	0-0-0		HOME		0-0-0		1-4-0		4-3-0			
3-13-0		1-3-0	0-0-0		AWAY		0-2-0		0-0-0		2-6-0			
2-7-0		0-0-0	0-0-0		NEUTRAL		0-0-0		0-0-0		2-7-0			
8-18-0		1-3-0	0-0-0		NON-CONFERENCE		0-0-0		1-1-0		6-14-0			
3-3-0		0-0-0	0-0-0		HOME		0-0-0		1-1-0		2-2-0			
3-8-0		1-3-0	0-0-		AWAY		0-0-0		0-0-0		2-5-0			
2-7-0		0-0-0	0-0-0		NEUTRAL		0-0-0		0-0-0		2-7-0			
2-9-0		0-0-0	0-0-0		CONFERENCE		0-3-0		0-3-0		2-3-0			
2-4-0		0-0-0	0-0-0		HOME		0-0-0		0-3-0		2-1-0			
0-5-0		0-0-0	0-0-0		AWAY		0-3-0		0-0-0		0-2-0			
0-0-0		0-0-0	0-0-0		NEUTRAL		0-0-0		0-0-0		0-0-0			
RPI	S	Opponent	Score		RPI	S	Opponent	Score		RPI	S	Opponent	Score	
5	A	Miami (FL)	2	6						74	A	Hartford	1	4
12	A	Clemson	2	19						134	H	Rhode Island	4	6
12	A	Clemson	4	3						74	A	Hartford	5	6
12	A	Clemson	4	9						74	A	Hartford	4	11
										136	H	Binghamton	1	8
										136	H	Binghamton	1	6
										136	H	Binghamton	0	2
										156	A	Stetson	1	5
										156	A	Stetson	6	7
										156	A	Stetson	4	6
										167	N	North Dakota St.	3	4
										173	A	Stony Brook	0	11
										173	A	Stony Brook	1	2
										175	A	New Mexico St.	13	3
										175	A	New Mexico St.	2	3
										175	A	New Mexico St.	3	1
										175	A	New Mexico St.	3	7
										208	H	UMBC	6	3
										208	H	UMBC	7	5
										208	H	UMBC	1	3
										228	N	St. Bonaventure	3	4
										228	N	St. Bonaventure	2	9
										231	N	Dartmouth	2	4
					LAST 15 GAMES					260	N	Lehigh	11	6
					134	H	Rhode Island	1	0	208	H	UMBC	6	3
					134	H	Rhode Island	4	6	272	H	NYIT	4	1
					74	A	Hartford	4	11	272	H	NYIT	8	5
					74	A	Hartford	1	4	272	H	NYIT	4	9
					74	A	Hartford	5	6	272	H	NYIT	2	4
										273	N	LIU Brooklyn	3	2

Non-Div. I Games: Thomas (ME) 8 4 Me.-Presque Isle 11 0

Maine

208	H	UMBC	7	5
208	H	UMBC	1	3

RPI	S	Opponent	Score	
277	N	Massachusetts	3	5
277	N	Massachusetts	1	10
281	N	Bucknell	3	6

Maine

M  
a  
i  
n  
e

M  
a  
i  
n  
e

Average RPI Win:		245	WON-LOST RECORD		WINNING PCT. RANK		LAST 15 GAMES		STRENGTH OF SCHEDULE		OPP. STRENGTH OF SCHEDULE		TEAM RPI		ADJ RPI		CONF. RPI		ADJ CONF. RPI		
Average RPI Loss:		172																			
DIV. I ONLY			12-26-0		.31579 264		5-9-0		174		286		268		.4301 268		21		21		
DIV. I NON-CONF.			8-12-0		.4 209		3-2-0		245		297		267		.42983 267		22		22		
TOTALS		RPI 1-25		RPI 26-50		W-L RECORDS		RPI 51-100		RPI 101-150		RPI 150+									
12-26-0		0-3-0		0-3-0		OVERALL		0-1-0		1-2-0		11-17-0									
8-12-0		0-0-0		0-3-0		HOME		0-1-0		0-0-0		8-8-0									
4-14-0		0-3-0		0-0-0		AWAY		0-0-0		1-2-0		3-9-0									
0-0-0		0-0-0		0-0-0		NEUTRAL		0-0-0		0-0-0		0-0-0									
8-12-0		0-3-0		0-0-0		NON-CONFERENCE		0-1-0		0-0-0		8-8-0									
5-6-0		0-0-0		0-0-0		HOME		0-1-0		0-0-0		5-5-0									
3-6-0		0-3-0		0-0-		AWAY		0-0-0		0-0-0		3-3-0									
0-0-0		0-0-0		0-0-0		NEUTRAL		0-0-0		0-0-0		0-0-0									
4-14-0		0-0-0		0-3-0		CONFERENCE		0-0-0		1-2-0		3-9-0									
3-6-0		0-0-0		0-3-0		HOME		0-0-0		0-0-0		3-3-0									
1-8-0		0-0-0		0-0-0		AWAY		0-0-0		1-2-0		0-6-0									
0-0-0		0-0-0		0-0-0		NEUTRAL		0-0-0		0-0-0		0-0-0									
RPI S	Opponent		Score		RPI S	Opponent		Score		RPI S	Opponent		Score		RPI S	Opponent		Score			
7 A	Ole Miss		2 8		38 H	Southeast Mo. St.		2 26		86 H	Evansville		9 29		114 A	Morehead St.		4 10			
10 A	Mississippi St.		0 14		38 H	Southeast Mo. St.		6 19							114 A	Morehead St.		7 26			
15 A	Vanderbilt		6 11		38 H	Southeast Mo. St.		6 15							114 A	Morehead St.		6 4			
															207 H	Murray St.		6 5			
															207 H	Murray St.		4 7			
															207 H	Murray St.		19 6			
															215 H	Eastern Ky.		4 5			
															215 H	Eastern Ky.		20 6			
															215 H	Eastern Ky.		1 16			
															217 A	Belmont		3 7			
															217 A	Belmont		7 23			
															217 A	Belmont		8 10			
															223 A	Tennessee Tech		3 12			
															223 A	Tennessee Tech		3 5			
															223 A	Tennessee Tech		2 10			
															227 H	IPFW		3 2			
															227 H	IPFW		12 7			
															227 H	IPFW		2 4			
															227 H	IPFW		5 6			
															230 A	Lipscomb		4 12			
															262 H	Buffalo		3 5			
															262 H	Buffalo		5 8			
															262 H	Buffalo		8 15			
															289 A	Jackson St.		2 9			
															289 A	Jackson St.		12 2			
															289 A	Jackson St.		5 8			
															289 A	Jackson St.		18 9			
			LAST 15 GAMES																		
			289 H	Jackson St.		11 8		215 H	Eastern Ky.		4 5		262 H	Buffalo		8 15					
			289 H	Jackson St.		10 4		215 H	Eastern Ky.		20 6		289 A	Jackson St.		2 9					
			289 H	Jackson St.		13 3		10 A	Mississippi St.		0 14		289 A	Jackson St.		12 2					
			114 A	Morehead St.		7 26							289 A	Jackson St.		5 8					
			114 A	Morehead St.		6 4							289 A	Jackson St.		18 9					

Non-Div. I Games: Union (TN) 10 3

UT Martin

114 A Morehead St.	4	10
215 H Eastern Ky.	1	16

RPI	S	Opponent	Score	
289	H	Jackson St.	11	8
289	H	Jackson St.	13	3
289	H	Jackson St.	10	4
298	A	Alabama A&M	9	2

UT Martin

U  
T  
M  
a  
r  
t  
i  
n

U  
T  
M  
a  
r  
t  
i  
n



Average RPI Win: 241		WON-LOST	WINNING	LAST 15	STRENGTH OF		OPP. STRENGTH	TEAM	ADJ		CONF.	ADJ CONF.
Average RPI Loss: 192		RECORD	PCT. RANK	GAMES	SCHEDULE		OF SCHEDULE	RPI	RPI		RPI	RPI
DIV. I ONLY		20-24-0	.45455	187	7-7-0		285	245	269	.42945	269	31
DIV. I NON-CONF.		11-13-0	.45833	169	4-4-0		268	225	255	.44139	255	32
TOTALS		RPI 1-25	RPI 26-50		W-L RECORDS		RPI 51-100		RPI 101-150		RPI 150+	
20-24-0		0-0-0	0-0-0		OVERALL		1-2-0		2-3-0		17-19-0	
14-11-0		0-0-0	0-0-0		HOME		1-1-0		1-3-0		12-7-0	
6-13-0		0-0-0	0-0-0		AWAY		0-1-0		1-0-0		5-12-0	
0-0-0		0-0-0	0-0-0		NEUTRAL		0-0-0		0-0-0		0-0-0	
11-13-0		0-0-0	0-0-0		NON-CONFERENCE		1-2-0		2-3-0		8-8-0	
8-7-0		0-0-0	0-0-0		HOME		1-1-0		1-3-0		6-3-0	
3-6-0		0-0-0	0-0-		AWAY		0-1-0		1-0-0		2-5-0	
0-0-0		0-0-0	0-0-0		NEUTRAL		0-0-0		0-0-0		0-0-0	
9-11-0		0-0-0	0-0-0		CONFERENCE		0-0-0		0-0-0		9-11-0	
6-4-0		0-0-0	0-0-0		HOME		0-0-0		0-0-0		6-4-0	
3-7-0		0-0-0	0-0-0		AWAY		0-0-0		0-0-0		3-7-0	
0-0-0		0-0-0	0-0-0		NEUTRAL		0-0-0		0-0-0		0-0-0	
RPI S	Opponent	Score	RPI S	Opponent	Score	RPI S	Opponent	Score	RPI S	Opponent	Score	
						55 A	Duke	0 3	114 H	Morehead St.	1 4	
						55 H	Duke	2 4	114 H	Morehead St.	4 24	
						58 H	High Point	14 1	114 H	Morehead St.	2 4	
									146 A	Longwood	7 4	
									146 H	Longwood	5 3	
									159 H	Campbell	11 15	
									168 A	Florida A&M	4 6	
									168 A	Florida A&M	4 16	
									168 A	Florida A&M	3 6	
									183 A	Presbyterian	6 15	
									199 A	Elon	4 9	
									201 A	Bethune-Cookman	4 5	
									201 A	Bethune-Cookman	2 3	
									201 A	Bethune-Cookman	1 2	
									201 H	Bethune-Cookman	3 11	
									201 H	Bethune-Cookman	4 3	
									201 H	Bethune-Cookman	4 13	
									224 H	Niagara	10 6	
									224 H	Niagara	13 10	
									224 H	Niagara	7 3	
									224 H	Niagara	11 12	
									247 H	NJIT	8 4	
									247 H	NJIT	6 5	
									247 H	NJIT	4 5	
									248 A	Charleston So.	6 9	
									250 A	Appalachian St.	1 12	
									250 H	Appalachian St.	4 1	
LAST 15 GAMES												
						55 H	Duke	2 4	284 H	N.C. A&T	4 3	
						199 A	Elon	4 9	284 H	N.C. A&T	8 0	
						201 A	Bethune-Cookman	4 5	55 A	Duke	0 3	
						201 A	Bethune-Cookman	2 3				
						201 A	Bethune-Cookman	1 2				

Non-Div. I Games: Virginia St. 14 4

N.C. Central

146	H	Longwood	5	3
284	H	N.C. A&T	8	4

RPI	S	Opponent	Score	
284	A	N.C. A&T	8	6
284	A	N.C. A&T	2	15
284	A	N.C. A&T	7	4
284	A	Norfolk St.	6	3
284	H	N.C. A&T	8	0
284	H	Norfolk St.	9	13
284	H	N.C. A&T	8	4
284	H	N.C. A&T	4	3
286	A	UNC Asheville	5	6
286	A	UNC Asheville	6	2
286	A	UNC Asheville	5	2
287	H	Savannah St.	2	4
287	H	Savannah St.	9	5
287	H	Savannah St.	2	1

Average RPI Win: 205		WON-LOST	WINNING	LAST 15	STRENGTH OF		OPP. STRENGTH	TEAM	ADJ		CONF.	ADJ CONF.
Average RPI Loss: 130		RECORD	PCT. RANK	GAMES	SCHEDULE		OF SCHEDULE	RPI	RPI		RPI	RPI
DIV. I ONLY		11-30-0	.26829	275	5-10-0		179	194	270		12	12
DIV. I NON-CONF.		6-16-0	.27273	263	1-2-0		237	219	282		12	12
TOTALS		RPI 1-25	RPI 26-50		W-L RECORDS		RPI 51-100		RPI 101-150		RPI 150+	
11-30-0		0-0-0	0-4-0		OVERALL		1-9-0		2-6-0		8-11-0	
8-9-0		0-0-0	0-0-0		HOME		1-5-0		1-0-0		6-4-0	
3-18-0		0-0-0	0-3-0		AWAY		0-3-0		1-6-0		2-6-0	
0-3-0		0-0-0	0-1-0		NEUTRAL		0-1-0		0-0-0		0-1-0	
6-16-0		0-0-0	0-4-0		NON-CONFERENCE		0-1-0		1-4-0		5-7-0	
5-2-0		0-0-0	0-0-0		HOME		0-0-0		1-0-0		4-2-0	
1-11-0		0-0-0	0-0-		AWAY		0-0-0		0-4-0		1-4-0	
0-3-0		0-0-0	0-1-0		NEUTRAL		0-1-0		0-0-0		0-1-0	
5-14-0		0-0-0	0-0-0		CONFERENCE		1-8-0		1-2-0		3-4-0	
3-7-0		0-0-0	0-0-0		HOME		1-5-0		0-0-0		2-2-0	
2-7-0		0-0-0	0-0-0		AWAY		0-3-0		1-2-0		1-2-0	
0-0-0		0-0-0	0-0-0		NEUTRAL		0-0-0		0-0-0		0-0-0	
RPI S	Opponent	Score	RPI S	Opponent	Score	RPI S	Opponent	Score	RPI S	Opponent	Score	
			27 A	Oklahoma St.	1 7	53 N	Gonzaga	5 8	103 A	UT Arlington	0 13	
			27 A	Oklahoma St.	2 3	61 A	Southeastern La.	0 11	103 A	UT Arlington	3 9	
			45 A	Dallas Baptist	1 17	61 A	Southeastern La.	0 9	103 A	UT Arlington	2 10	
			47 N	Notre Dame	2 13	61 A	Southeastern La.	2 4	131 A	Baylor	7 8	
						77 H	McNeese St.	0 4	140 A	SFA	14 4	
						77 H	McNeese St.	8 7	140 A	SFA	1 7	
						77 H	McNeese St.	0 1	140 A	SFA	1 11	
						85 H	Sam Houston St.	3 23	149 H	Bradley	6 2	
						85 H	Sam Houston St.	3 12	152 A	UTSA	5 2	
						85 H	Sam Houston St.	2 8	158 A	Texas St.	5 22	
									158 A	Texas St.	0 4	
									158 A	Texas St.	4 5	
									182 A	Houston Baptist	1 3	
									182 A	Houston Baptist	3 2	
									182 A	Houston Baptist	0 2	
									213 H	Nicholls St.	3 8	
									213 H	Nicholls St.	4 8	
									213 H	Nicholls St.	7 5	
									226 H	A&M-Corpus Christi	5 4	
									273 H	LIU Brooklyn	7 4	
									273 H	LIU Brooklyn	8 2	
									273 H	LIU Brooklyn	7 10	
									274 A	UTRGV	3 4	
									274 H	UTRGV	6 5	
									288 N	Texas Southern	1 3	
									297 H	Prairie View	1 5	
									297 H	Prairie View	12 2	
LAST 15 GAMES			131 A	Baylor	7 8	226 H	A&M-Corpus Christi	5 4	274 A	UTRGV	3 4	
			140 A	SFA	14 4	152 A	UTSA	5 2	274 H	UTRGV	6 5	
			140 A	SFA	1 11	213 H	Nicholls St.	3 8	288 N	Texas Southern	1 3	
			140 A	SFA	1 7				297 H	Prairie View	1 5	
			85 H	Sam Houston St.	2 8				297 H	Prairie View	12 2	

Non-Div. I Games:




Incarnate Word

85 H Sam Houston St.	3	23
85 H Sam Houston St.	3	12

I  
n  
c  
a  
r  
n  
a  
t  
e  
W  
o  
r  
d

I  
n  
c  
a  
r  
n  
a  
t  
e  
W  
o  
r  
d

**Non-Div. I Games:**

 Tie,  Loss,  Non-Conf,S Site, H Home, A Away, N Neutral Page 541

216	A	Quinnipiac	3	4
216	A	Quinnipiac	0	2

RPI	S	Opponent	Score	
284	A	N.C. A&T	5	12
284	A	N.C. A&T	7	3
286	A	UNC Asheville	14	4
286	A	UNC Asheville	6	5
286	A	UNC Asheville	10	9

Iona

I  
o  
n  
a

I  
o  
n  
a

Average RPI Win: 229		WON-LOST	WINNING	LAST 15	STRENGTH OF		OPP. STRENGTH	TEAM	ADJ		CONF.	ADJ CONF.	
Average RPI Loss: 214		RECORD	PCT. RANK	GAMES	SCHEDULE		OF SCHEDULE	RPI	RPI		RPI	RPI	
DIV. I ONLY		17-21-0	.44737	194	7-8-0		288	277	272	.4289	272	30	30
DIV. I NON-CONF.		17-21-0	.44737	182	7-8-0		292	288	268	.4289	268	30	30
TOTALS		RPI 1-25	RPI 26-50		W-L RECORDS		RPI 51-100		RPI 101-150		RPI 150+		
17-21-0	0-0-0	0-0-0		OVERALL		1-1-0		0-0-0		16-20-0			
8-7-0	0-0-0	0-0-0		HOME		0-0-0		0-0-0		8-7-0			
6-12-0	0-0-0	0-0-0		AWAY		0-0-0		0-0-0		6-11-0			
3-2-0	0-0-0	0-0-0		NEUTRAL		1-1-0		0-0-0		2-1-0			
17-21-0	0-0-0	0-0-0		NON-CONFERENCE		1-1-0		0-0-0		16-20-0			
8-7-0	0-0-0	0-0-0		HOME		0-0-0		0-0-0		8-7-0			
6-12-0	0-0-0	0-0-		AWAY		0-0-0		0-0-0		6-12-0			
3-2-0	0-0-0	0-0-0		NEUTRAL		1-1-0		0-0-0		2-1-0			
0-0-0	0-0-0	0-0-0		CONFERENCE		0-0-0		0-0-0		0-0-0			
0-0-0	0-0-0	0-0-0		HOME		0-0-0		0-0-0		0-0-0			
0-0-0	0-0-0	0-0-0		AWAY		0-0-0		0-0-0		0-0-0			
0-0-0	0-0-0	0-0-0		NEUTRAL		0-0-0		0-0-0		0-0-0			
RPI S	Opponent	Score	RPI S	Opponent	Score	RPI S	Opponent	Score	RPI S	Opponent	Score		
						95 N	Princeton	2 1	155 A	St. John's (NY)	6 15		
						96 N	Penn St.	2 15	155 H	St. John's (NY)	1 8		
									161 A	Richmond	1 9		
									173 A	Stony Brook	1 5		
									178 H	Albany (NY)	2 7		
									178 H	Albany (NY)	3 0		
									178 H	Albany (NY)	2 5		
									178 H	Albany (NY)	4 0		
									195 A	UMass Lowell	7 1		
									195 A	UMass Lowell	4 6		
									195 A	UMass Lowell	0 8		
									195 A	UMass Lowell	8 2		
									197 H	Fordham	5 4		
									212 A	Manhattan	6 7		
									212 H	Manhattan	4 6		
									225 H	Penn	6 5		
									229 H	Hofstra	1 3		
									235 H	Army West Point	3 2		
									247 A	NJIT	2 7		
									247 A	NJIT	1 4		
									247 H	NJIT	2 0		
									247 H	NJIT	7 6		
						260 H	Lehigh	5 16	251 A	Fairleigh Dickinson	6 3		
						247 A	NJIT	1 4	251 A	Fairleigh Dickinson	1 11		
						247 A	NJIT	2 7	251 H	Fairleigh Dickinson	9 0		
						247 H	NJIT	7 6	251 H	Fairleigh Dickinson	0 1		
						247 H	NJIT	2 0	260 A	Lehigh	5 10		

235	H	Army West Point	3	2
212	A	Manhattan	6	7

RPI	S	Opponent	Score	
260	H	Lehigh	5	16
267	A	Maine	9	4
267	A	Maine	5	8
267	A	Maine	4	2
267	A	Maine	1	4
273	A	LIU Brooklyn	4	3
300	N	Coppin St.	5	2
300	N	Coppin St.	14	7
300	N	Coppin St.	4	10



Average RPI Win:	258	WON-LOST	WINNING	LAST 15	STRENGTH OF	OPP. STRENGTH	TEAM	ADJ	CONF.	ADJ CONF.				
Average RPI Loss:	160	RECORD	PCT. RANK	GAMES	SCHEDULE	OF SCHEDULE	RPI	RPI	RPI	RPI				
DIV. I ONLY		11-26-0	.2973	269	6-9-0	239	258	273	.4286	273	27	27		
DIV. I NON-CONF.		6-17-0	.26087	264	1-5-0	269	250	273	.42442	273	27	27		
<hr/>														
TOTALS	RPI 1-25	RPI 26-50		W-L RECORDS		RPI 51-100		RPI 101-150		RPI 150+				
11-26-0	0-0-0	0-5-0		OVERALL		0-0-0		1-9-0		10-12-0				
4-7-0	0-0-0	0-0-0		HOME		0-0-0		0-4-0		4-3-0				
7-18-0	0-0-0	0-5-0		AWAY		0-0-0		1-5-0		6-8-0				
0-1-0	0-0-0	0-0-0		NEUTRAL		0-0-0		0-0-0		0-1-0				
<hr/>														
6-17-0	0-0-0	0-3-0		NON-CONFERENCE		0-0-0		1-5-0		5-9-0				
0-3-0	0-0-0	0-0-0		HOME		0-0-0		0-0-0		0-3-0				
6-13-0	0-0-0	0-0-		AWAY		0-0-0		1-5-0		5-5-0				
0-1-0	0-0-0	0-0-0		NEUTRAL		0-0-0		0-0-0		0-1-0				
<hr/>														
5-9-0	0-0-0	0-2-0		CONFERENCE		0-0-0		0-4-0		5-3-0				
4-4-0	0-0-0	0-0-0		HOME		0-0-0		0-4-0		4-0-0				
1-5-0	0-0-0	0-2-0		AWAY		0-0-0		0-0-0		1-3-0				
0-0-0	0-0-0	0-0-0		NEUTRAL		0-0-0		0-0-0		0-0-0				
<hr/>														
RPI	S	Opponent	Score	RPI	S	Opponent	Score	RPI	S	Opponent	Score			
				32	A	Bryant	1	5		111	A	Seton Hall	6	3
				32	A	Bryant	1	3		111	A	Seton Hall	1	6
				35	A	Fla. Atlantic	2	17		111	A	Seton Hall	0	10
				35	A	Fla. Atlantic	3	4		119	A	UCF	3	4
				35	A	Fla. Atlantic	1	5		119	A	UCF	2	5
										119	A	UCF	7	12
										138	H	Sacred Heart	0	11
										138	H	Sacred Heart	2	5
										138	H	Sacred Heart	0	5
										138	H	Sacred Heart	0	8
										155	A	St. John's (NY)	7	17
										173	H	Stony Brook	1	8
										214	A	Central Conn. St.	4	13
										214	A	Central Conn. St.	1	4
										214	A	Central Conn. St.	1	3
										214	A	Central Conn. St.	2	0
										229	H	Hofstra	6	12
										267	N	Maine	2	3
										270	A	Incarnate Word	4	7
										270	A	Incarnate Word	2	8
										270	A	Incarnate Word	10	7
										272	H	NYIT	3	4
										276	H	Wagner	4	1
										276	H	Wagner	5	3
										276	H	Wagner	9	1
										276	H	Wagner	5	2
										283	A	George Mason	11	2
<hr/>														
LAST 15 GAMES														
				155	A	St. John's (NY)	7	17		111	A	Seton Hall	1	6
				214	A	Central Conn. St.	4	13		111	A	Seton Hall	0	10
				214	A	Central Conn. St.	1	4		173	H	Stony Brook	1	8
				214	A	Central Conn. St.	1	3						
				214	A	Central Conn. St.	2	0						

Non-Div. I Games:

LIU Brooklyn

229	H	Hofstra	6	12
111	A	Seton Hall	6	3

RPI	S	Opponent	Score	
283	A	George Mason	10	7
283	A	George Mason	8	9
287	A	Savannah St.	2	3
287	A	Savannah St.	11	3
287	A	Savannah St.	4	3

UTRGV

Average RPI Win: 232		WON-LOST RECORD		WINNING PCT. RANK		LAST 15 GAMES		STRENGTH OF SCHEDULE		OPP. STRENGTH OF SCHEDULE		TEAM RPI		ADJ RPI		CONF. RPI		ADJ CONF. RPI					
DIV. I ONLY		15-18-0		.45455 187		8-7-0		286		224		274		.42762 274		26		26					
DIV. I NON-CONF.		8-13-0		.38095 221		1-2-0		285		186		280		.41737 280		26		26					
TOTALS		RPI 1-25		RPI 26-50		W-L RECORDS		RPI 51-100		RPI 101-150		RPI 150+											
15-18-0		0-1-0		1-2-0		OVERALL		0-0-0		1-3-0		13-12-0											
12-7-0		0-0-0		0-0-0		HOME		0-0-0		1-2-0		11-5-0											
3-11-0		0-1-0		1-2-0		AWAY		0-0-0		0-1-0		2-7-0											
0-0-0		0-0-0		0-0-0		NEUTRAL		0-0-0		0-0-0		0-0-0											
8-13-0		0-1-0		1-2-0		NON-CONFERENCE		0-0-0		0-1-0		7-9-0											
7-3-0		0-0-0		0-0-0		HOME		0-0-0		0-0-0		7-3-0											
1-10-0		0-1-0		1-0-		AWAY		0-0-0		0-1-0		0-6-0											
0-0-0		0-0-0		0-0-0		NEUTRAL		0-0-0		0-0-0		0-0-0											
7-5-0		0-0-0		0-0-0		CONFERENCE		0-0-0		1-2-0		6-3-0											
5-4-0		0-0-0		0-0-0		HOME		0-0-0		1-2-0		4-2-0											
2-1-0		0-0-0		0-0-0		AWAY		0-0-0		0-0-0		2-1-0											
0-0-0		0-0-0		0-0-0		NEUTRAL		0-0-0		0-0-0		0-0-0											
RPI	S	Opponent		Score		RPI	S	Opponent		Score		RPI	S	Opponent		Score							
20	A	TCU		0 13		42	A	Lamar		1 4		101	A	Texas		5 7							
						42	A	Lamar		7 3		130	H	Sacramento St.		3 12							
						42	A	Lamar		1 4		130	H	Sacramento St.		3 2							
												130	H	Sacramento St.		3 5							
												158	H	Texas St.		4 3							
												175	H	New Mexico St.		9 3							
												175	H	New Mexico St.		3 7							
												175	H	New Mexico St.		3 12							
												182	H	Houston Baptist		2 6							
												191	H	Washington St.		3 1							
												203	A	Abilene Christian		2 7							
												203	A	Abilene Christian		1 3							
												203	A	Abilene Christian		2 5							
												203	A	Abilene Christian		5 6							
												226	A	A&M-Corpus Christi		4 5							
												226	H	A&M-Corpus Christi		3 6							
												226	H	A&M-Corpus Christi		2 9							
												255	H	North Dakota		12 2							
												255	H	North Dakota		8 4							
												255	H	North Dakota		2 1							
												270	A	Incarnate Word		5 6							
												270	H	Incarnate Word		4 3							
												289	H	Jackson St.		11 4							
												289	H	Jackson St.		10 4							
												291	A	Chicago St.		9 2							
												291	A	Chicago St.		7 12							
												291	A	Chicago St.		7 1							
Non-Div. I Games:						Arlington Baptist						11 1											
Arlington Baptist						5 0						Arlington Baptist						13 0					

UTRGV

255	H	North Dakota	8	4
255	H	North Dakota	12	2

RPI	S	Opponent	Score	
297	H	Prairie View	7	6
297	H	Prairie View	11	9

UTRGV

U  
T  
R  
G  
V

U  
T  
R  
G  
V

Average RPI Win: 220		WON-LOST RECORD	WINNING PCT. RANK	LAST 15 GAMES	STRENGTH OF SCHEDULE	OPP. STRENGTH OF SCHEDULE	TEAM RPI	ADJ RPI		CONF. RPI	ADJ CONF. RPI	
Average RPI Loss: 142												
DIV. I ONLY		16-24-0	.4 218	4-11-0	277	144	275	.42708	275	14	14	
DIV. I NON-CONF.		13-15-0	.46429 165	2-5-0	298	178	284	.40924	283	16	16	
<hr/>												
TOTALS		RPI 1-25		RPI 26-50		W-L RECORDS		RPI 51-100		RPI 101-150		RPI 150+
16-24-0		0-0-0		0-6-0		OVERALL		1-3-0		1-5-0		14-10-0
12-13-0		0-0-0		0-0-0		HOME		1-3-0		0-3-0		11-7-0
4-11-0		0-0-0		0-6-0		AWAY		0-0-0		1-2-0		3-3-0
0-0-0		0-0-0		0-0-0		NEUTRAL		0-0-0		0-0-0		0-0-0
13-15-0		0-0-0		0-3-0		NON-CONFERENCE		1-3-0		0-0-0		12-9-0
10-9-0		0-0-0		0-0-0		HOME		1-3-0		0-0-0		9-6-0
3-6-0		0-0-0		0-0-		AWAY		0-0-0		0-0-0		3-3-0
0-0-0		0-0-0		0-0-0		NEUTRAL		0-0-0		0-0-0		0-0-0
3-9-0		0-0-0		0-3-0		CONFERENCE		0-0-0		1-5-0		2-1-0
2-4-0		0-0-0		0-0-0		HOME		0-0-0		0-3-0		2-1-0
1-5-0		0-0-0		0-3-0		AWAY		0-0-0		1-2-0		0-0-0
0-0-0		0-0-0		0-0-0		NEUTRAL		0-0-0		0-0-0		0-0-0
RPI	S	Opponent	Score	RPI	S	Opponent	Score	RPI	S	Opponent	Score	
				28	A	UNCW	7 17	65	H	Tennessee	2 11	
				28	A	UNCW	5 15	92	H	FGCU	6 4	
				28	A	UNCW	11 16	92	H	FGCU	10 11	
				44	A	UNCG	6 13	92	H	FGCU	4 7	
				44	A	UNCG	5 6					
				44	A	UNCG	7 9					
										105	H Mercer	
										105	H Mercer	
										105	H Mercer	
										115	A Western Caro.	
										115	A Western Caro.	
										115	A Western Caro.	
										151	H Furman	
										151	H Furman	
										151	H Furman	
										163	A Winthrop	
										190	A Virginia Tech	
										210	A Radford	
										210	H Radford	
										215	A Eastern Ky.	
										246	H Northern Ky.	
										246	H Northern Ky.	
										246	H Northern Ky.	
										261	H Bowling Green	
										261	H Bowling Green	
										263	H Purdue	
										263	H Purdue	
										263	H Purdue	
										263	H Purdue	
										263	H Purdue	
										263	H Purdue	
										263	H Purdue	
										263	H Purdue	
										263	H Purdue	
										263	H Purdue	
										263	H Purdue	
										263	H Purdue	
										263	H Purdue	
										263	H Purdue	
										263	H Purdue	
										263	H Purdue	
										263	H Purdue	
										263	H Purdue	
										263	H Purdue	
										263	H Purdue	
										263	H Purdue	
										263	H Purdue	
										263	H Purdue	
										263	H Purdue	
										263	H Purdue	
										263	H Purdue	
										263	H Purdue	
										263	H Purdue	
										263	H Purdue	
										263	H Purdue	
										263	H Purdue	
										263	H Purdue	
										263	H Purdue	
										263	H Purdue	
										263	H Purdue	
										263	H Purdue	
										263	H Purdue	
										263	H Purdue	
										263	H Purdue	
										263	H Purdue	
										263	H Purdue	
										263	H Purdue	
										263	H Purdue	

Non-Div. I Games:

ETSU

28	A	UNCW	11	16
28	A	UNCW	7	17

RPI	S	Opponent	Score	
284	H	N.C. A&T	15	5
286	A	UNC Asheville	5	7
286	H	UNC Asheville	9	1

ETSU

E  
T  
S  
U

E  
T  
S  
U



32 A Bryant	1	5
32 A Bryant	2	3

W  
a  
g  
n  
e  
r

W  
a  
g  
n  
e  
r



Average RPI Win:	220	WON-LOST RECORD	WINNING PCT. RANK	LAST 15 GAMES	STRENGTH OF SCHEDULE	OPP. STRENGTH OF SCHEDULE	TEAM RPI	ADJ RPI	CONF. RPI	ADJ CONF. RPI		
DIV. I ONLY		11-19-0	.36667	236	6-9-0	276	256	277	.4237	277	25	25
DIV. I NON-CONF.		7-11-0	.38889	216	3-3-0	291	217	277	.42258	276	28	28
<hr/>												
TOTALS	RPI 1-25	RPI 26-50		W-L RECORDS		RPI 51-100		RPI 101-150		RPI 150+		
11-19-0	0-0-0	0-2-0		OVERALL		1-0-0		0-3-0		10-14-0		
4-6-0	0-0-0	0-1-0		HOME		1-0-0		0-3-0		3-2-0		
3-9-0	0-0-0	0-1-0		AWAY		0-0-0		0-0-0		3-8-0		
4-4-0	0-0-0	0-0-0		NEUTRAL		0-0-0		0-0-0		4-4-0		
7-11-0	0-0-0	0-2-0		NON-CONFERENCE		1-0-0		0-0-0		6-9-0		
2-2-0	0-0-0	0-1-0		HOME		1-0-0		0-0-0		1-1-0		
1-5-0	0-0-0	0-0-		AWAY		0-0-0		0-0-0		1-4-0		
4-4-0	0-0-0	0-0-0		NEUTRAL		0-0-0		0-0-0		4-4-0		
4-8-0	0-0-0	0-0-0		CONFERENCE		0-0-0		0-3-0		4-5-0		
2-4-0	0-0-0	0-0-0		HOME		0-0-0		0-3-0		2-1-0		
2-4-0	0-0-0	0-0-0		AWAY		0-0-0		0-0-0		2-4-0		
0-0-0	0-0-0	0-0-0		NEUTRAL		0-0-0		0-0-0		0-0-0		
RPI	S	Opponent	Score	RPI	S	Opponent	Score	RPI	S	Opponent	Score	
				50	A	Boston College	1 2					
				50	H	Boston College	5 11					

Non-Div. I Games:

Massachusetts

57	H	UConn	9	5
118	H	Saint Joseph's	7	17

M  
a  
s  
s  
a  
c  
h  
u  
s  
e  
t  
t  
s

M  
a  
s  
s  
a  
c  
h  
u  
s  
e  
t  
t  
s

Average RPI Win: 250		WON-LOST	WINNING	LAST 15	STRENGTH OF		OPP. STRENGTH	TEAM	ADJ		CONF.	ADJ CONF.
Average RPI Loss: 181		RECORD	PCT. RANK	GAMES	SCHEDULE		OF SCHEDULE	RPI	RPI		RPI	RPI
DIV. I ONLY		12-30-0	.28571	273	5-10-0		240	272	278		25	25
DIV. I NON-CONF.		9-21-0	.3	256	2-3-0		264	284	271		28	28
TOTALS		RPI 1-25	RPI 26-50		W-L RECORDS		RPI 51-100		RPI 101-150		RPI 150+	
12-30-0		0-0-0	0-0-0		OVERALL		0-5-0		0-0-0		12-25-0	
5-7-0		0-0-0	0-0-0		HOME		0-3-0		0-0-0		5-4-0	
7-23-0		0-0-0	0-0-0		AWAY		0-2-0		0-0-0		7-20-0	
0-0-0		0-0-0	0-0-0		NEUTRAL		0-0-0		0-0-0		0-0-0	
9-21-0		0-0-0	0-0-0		NON-CONFERENCE		0-2-0		0-0-0		9-19-0	
4-2-0		0-0-0	0-0-0		HOME		0-0-0		0-0-0		4-2-0	
5-19-0		0-0-0	0-0-		AWAY		0-2-0		0-0-0		5-17-0	
0-0-0		0-0-0	0-0-0		NEUTRAL		0-0-0		0-0-0		0-0-0	
3-9-0		0-0-0	0-0-0		CONFERENCE		0-3-0		0-0-0		3-6-0	
1-5-0		0-0-0	0-0-0		HOME		0-3-0		0-0-0		1-2-0	
2-4-0		0-0-0	0-0-0		AWAY		0-0-0		0-0-0		2-4-0	
0-0-0		0-0-0	0-0-0		NEUTRAL		0-0-0		0-0-0		0-0-0	
RPI S	Opponent	Score	RPI S	Opponent	Score	RPI S	Opponent	Score	RPI S	Opponent	Score	
						58 A	High Point	0 4	155 A	St. John's (NY)	2 9	
						58 A	High Point	1 5	155 A	St. John's (NY)	7 16	
						88 H	VCU	1 4	155 A	St. John's (NY)	0 15	
						88 H	VCU	1 2	163 A	Winthrop	3 7	
						88 H	VCU	1 9	163 A	Winthrop	5 9	
									163 A	Winthrop	0 9	
									163 A	Winthrop	2 11	
									176 A	Delaware	1 22	
									176 H	Delaware	2 4	
									183 A	Presbyterian	0 6	
									183 A	Presbyterian	3 10	
									183 A	Presbyterian	6 3	
									184 H	Canisius	4 3	
									197 H	Fordham	16 4	
									197 H	Fordham	0 9	
									197 H	Fordham	2 6	
									199 A	Elon	4 7	
									199 A	Elon	3 10	
									199 A	Elon	6 7	
									209 A	George Washington	6 3	
									209 A	George Washington	1 2	
									209 A	George Washington	3 4	
									220 A	Rider	2 5	
									225 A	Penn	3 7	
									244 A	Villanova	2 5	
									244 H	Villanova	3 1	
									275 A	ETSU	6 4	
LAST 15 GAMES												
						281 A	Bucknell	7 5	88 H	VCU	1 9	
						277 A	Massachusetts	2 8	88 H	VCU	1 4	
						277 A	Massachusetts	5 3	197 H	Fordham	2 6	
						277 A	Massachusetts	3 8				
						244 A	Villanova	2 5				

Non-Div. I Games:

La Salle

225	A	Penn	3	7
88	H	VCU	1	2

RPI	S	Opponent	Score	
275	A	ETSU	9	4
275	A	ETSU	3	6
277	A	Massachusetts	2	8
277	A	Massachusetts	5	3
277	A	Massachusetts	3	8
281	A	Bucknell	7	5
292	A	Delaware St.	4	2
292	H	Delaware St.	6	5
294	H	Saint Peter's	3	7
294	H	Saint Peter's	1	0

Average RPI Win: 288		WON-LOST RECORD		WINNING PCT. RANK		LAST 15 GAMES		STRENGTH OF SCHEDULE		OPP. STRENGTH OF SCHEDULE		TEAM RPI		ADJ RPI		CONF. RPI		ADJ CONF. RPI	
DIV. I ONLY		17-21-0		.44737 194		11-4-0		290		288		279		.42241 279		32		32	
DIV. I NON-CONF.		0-16-0		0 296		0-2-0		157		74		295		.3796 295		31		31	
TOTALS		RPI 1-25		RPI 26-50		W-L RECORDS		RPI 51-100		RPI 101-150		RPI 150+							
17-21-0		0-1-0		0-3-0		OVERALL		0-1-0		0-5-0		17-11-0							
11-7-0		0-0-0		0-3-0		HOME		0-0-0		0-0-0		11-4-0							
6-14-0		0-1-0		0-0-0		AWAY		0-1-0		0-4-0		6-7-0							
0-0-0		0-0-0		0-0-0		NEUTRAL		0-0-0		0-0-0		0-0-0							
0-16-0		0-1-0		0-3-0		NON-CONFERENCE		0-1-0		0-5-0		0-6-0							
0-6-0		0-0-0		0-3-0		HOME		0-0-0		0-0-0		0-3-0							
0-10-0		0-1-0		0-0-		AWAY		0-1-0		0-5-0		0-3-0							
0-0-0		0-0-0		0-0-0		NEUTRAL		0-0-0		0-0-0		0-0-0							
17-5-0		0-0-0		0-0-0		CONFERENCE		0-0-0		0-0-0		17-5-0							
11-1-0		0-0-0		0-0-0		HOME		0-0-0		0-0-0		11-1-0							
6-4-0		0-0-0		0-0-0		AWAY		0-0-0		0-0-0		6-4-0							
0-0-0		0-0-0		0-0-0		NEUTRAL		0-0-0		0-0-0		0-0-0							
RPI	S	Opponent		Score		RPI	S	Opponent		Score		RPI	S	Opponent		Score			
20	A	TCU		3	17	38	H	Southeast Mo. St.		0	10	98	A	Missouri		0	2		
						38	H	Southeast Mo. St.		2	9								
						38	H	Southeast Mo. St.		2	8								

Non-Div. I Games:

Ark.-Pine Bluff

288 H Texas Southern	8	6
288 H Texas Southern	5	2

RPI	S	Opponent	Score	
297	H	Prairie View	12	0
297	H	Prairie View	21	1
297	H	Prairie View	11	1
298	H	Alabama A&M	4	3
298	H	Alabama A&M	5	2
298	H	Alabama A&M	1	0

Ark.-Pine Bluff

A  
r  
k  
.  
-  
P  
i  
n  
e  
B  
l  
u  
f  
f

A  
r  
k  
.  
-  
P  
i  
n  
e  
B  
l  
u  
f  
f

Average RPI Win: 206		WON-LOST RECORD		WINNING PCT. RANK		LAST 15 GAMES		STRENGTH OF SCHEDULE		OPP. STRENGTH OF SCHEDULE		TEAM RPI		ADJ RPI		CONF. RPI		ADJ CONF. RPI	
DIV. I ONLY		10-28-0		.26316 278		3-11-0		227		210		280		.4212 280		19		19	
DIV. I NON-CONF.		7-22-0		.24138 270		0-5-0		261		237		285		.40594 285		18		18	
TOTALS		RPI 1-25		RPI 26-50		W-L RECORDS		RPI 51-100		RPI 101-150		RPI 150+							
10-28-0		0-3-0		1-0-0		OVERALL		0-5-0		1-7-0		8-13-0							
5-5-0		0-0-0		0-0-0		HOME		0-0-0		1-3-0		4-2-0							
3-19-0		0-3-0		0-0-0		AWAY		0-4-0		0-3-0		3-9-0							
2-4-0		0-0-0		1-0-0		NEUTRAL		0-1-0		0-1-0		1-2-0							
7-22-0		0-0-0		1-0-0		NON-CONFERENCE		0-5-0		1-7-0		5-10-0							
3-4-0		0-0-0		0-0-0		HOME		0-0-0		1-3-0		2-1-0							
2-14-0		0-0-0		0-0-		AWAY		0-4-0		0-3-0		2-7-0							
2-4-0		0-0-0		1-0-0		NEUTRAL		0-1-0		0-1-0		1-2-0							
3-6-0		0-3-0		0-0-0		CONFERENCE		0-0-0		0-0-0		3-3-0							
2-1-0		0-0-0		0-0-0		HOME		0-0-0		0-0-0		2-1-0							
1-5-0		0-3-0		0-0-0		AWAY		0-0-0		0-0-0		1-2-0							
0-0-0		0-0-0		0-0-0		NEUTRAL		0-0-0		0-0-0		0-0-0							
RPI	S	Opponent		Score		RPI	S	Opponent		Score		RPI	S	Opponent		Score			
21	A	Creighton		1 2		50	N	Boston College		12 10		76	N	Michigan St.		2 9			
21	A	Creighton		3 4								99	A	Samford		3 4			
21	A	Creighton		4 6								99	A	Samford		2 12			
												99	A	Samford		1 14			
												99	A	Samford		1 16			
														102 A Indiana St.		2 7			
														102 A Indiana St.		9 13			
														102 H Indiana St.		1 6			
														120 A Indiana		1 27			
														120 N Indiana		1 2			
														149 H Bradley		5 9			
														149 H Bradley		3 1			
														150 H Miami (OH)		3 10			
														187 H Georgetown		1 3			
														187 H Georgetown		12 6			
														187 H Georgetown		3 2			
														227 A IPFW		0 1			
														227 H IPFW		4 1			
														243 N Illinois St.		2 9			
														244 A Villanova		1 9			
														244 A Villanova		11 6			
														244 A Villanova		2 3			
														246 A Northern Ky.		3 8			
														248 A Charleston So.		4 3			
														248 A Charleston So.		3 7			
														248 A Charleston So.		1 2			
														249 H Western Mich.		7 3			
														249 H Western Mich.		0 2			
														252 N Central Mich.		3 8			
														254 N Northwestern		10 9			
														258 A Dayton		0 3			
														265 A Saint Louis		4 9			
LAST 15 GAMES						227 A IPFW 0 1						249 H Western Mich. 0 2							
187 H Georgetown 12 6						244 A Villanova 2 3						252 N Central Mich. 3 8							
187 H Georgetown 1 3						244 A Villanova 11 6						254 N Northwestern 10 9							
187 H Georgetown 3 2												258 A Dayton 0 3							
150 H Miami (OH) 3 10												265 A Saint Louis 4 9							
21 A Creighton 3 4																			

Non-Div. I Games: Cleary 12 3 Marian (IN) 15 4

Butler

21	A	Creighton	4	6
21	A	Creighton	1	2

RPI	S	Opponent	Score	
265	A	Saint Louis	12	13
265	A	Saint Louis	8	6

B  
u  
t  
l  
e  
r

B  
u  
t  
l  
e  
r

Butler



Average RPI Win: 223		WON-LOST RECORD		WINNING PCT. RANK		LAST 15 GAMES		STRENGTH OF SCHEDULE		OPP. STRENGTH OF SCHEDULE		TEAM RPI		ADJ RPI		CONF. RPI		ADJ CONF. RPI	
DIV. I ONLY		16-29-0		.35556 244		4-11-0		280		257		281		.41997 281		29		29	
DIV. I NON-CONF.		9-20-0		.31034 250		0-3-0		259		255		278		.42144 278		29		29	
TOTALS		RPI 1-25		RPI 26-50		W-L RECORDS		RPI 51-100		RPI 101-150		RPI 150+							
16-29-0		0-1-0		1-0-0		OVERALL		0-2-0		0-5-0		15-21-0							
6-11-0		0-0-0		0-0-0		HOME		0-0-0		0-0-0		6-11-0							
8-13-0		0-1-0		0-0-0		AWAY		0-2-0		0-2-0		8-8-0							
2-5-0		0-0-0		1-0-0		NEUTRAL		0-0-0		0-3-0		1-2-0							
9-20-0		0-1-0		1-0-0		NON-CONFERENCE		0-2-0		0-5-0		8-12-0							
3-6-0		0-0-0		0-0-0		HOME		0-0-0		0-0-0		3-6-0							
4-9-0		0-1-0		0-0-		AWAY		0-2-0		0-2-0		4-4-0							
2-5-0		0-0-0		1-0-0		NEUTRAL		0-0-0		0-3-0		1-2-0							
7-9-0		0-0-0		0-0-0		CONFERENCE		0-0-0		0-0-0		7-9-0							
3-5-0		0-0-0		0-0-0		HOME		0-0-0		0-0-0		3-5-0							
4-4-0		0-0-0		0-0-0		AWAY		0-0-0		0-0-0		4-4-0							
0-0-0		0-0-0		0-0-0		NEUTRAL		0-0-0		0-0-0		0-0-0							
RPI	S	Opponent		Score		RPI	S	Opponent		Score		RPI	S	Opponent		Score			
8	A	North Carolina St.		2	5	47	N	Notre Dame		6	5	96	A	Penn St.		5	9		
												96	A	Penn St.		1	8		
												118	A	Saint Joseph's		5	6		
												136	A	Binghamton		2	14		
												149	N	Bradley		2	8		
												149	N	Bradley		8	10		
												149	N	Bradley		4	12		
												177	H	Holy Cross		0	3		
												177	H	Holy Cross		6	10		
												177	H	Holy Cross		10	12		
												177	H	Holy Cross		3	5		
												198	A	James Madison		9	1		
												198	A	James Madison		6	7		
												198	A	James Madison		3	9		
												198	A	James Madison		4	2		
												200	H	Yale		13	9		
												200	H	Yale		5	0		
												200	H	Yale		0	10		
												200	H	Yale		4	5		
												223	A	Tennessee Tech		3	9		
												223	A	Tennessee Tech		6	5		
												223	A	Tennessee Tech		3	2		
												228	A	St. Bonaventure		4	6		
												231	N	Dartmouth		4	6		
												235	A	Army West Point		4	7		
												235	A	Army West Point		6	2		
												235	A	Army West Point		2	3		
												235	A	Army West Point		4	2		
												242	H	Cornell		2	5		
LAST 15 GAMES																			
						278	H	La Salle		5	7	259	A	Lafayette		5	3		
						177	H	Holy Cross		10	12	259	A	Lafayette		5	6		
						177	H	Holy Cross		3	5	259	A	Lafayette		4	1		
						177	H	Holy Cross		6	10								
						177	H	Holy Cross		0	3								

Non-Div. I Games:

Bucknell

96	A	Penn St.	5	9
259	A	Lafayette	4	6

RPI	S	Opponent	Score	
242	H	Cornell	12	3
242	H	Cornell	2	3
242	H	Cornell	6	8
257	N	Brown	0	2
259	A	Lafayette	4	6
259	A	Lafayette	4	1
259	A	Lafayette	5	6
259	A	Lafayette	5	3
260	H	Lehigh	11	2
260	H	Lehigh	1	10
260	H	Lehigh	7	5
260	H	Lehigh	4	3
267	N	Maine	6	3
278	H	La Salle	5	7

B  
u  
c  
k  
n  
e  
l  
l

B  
u  
c  
k  
n  
e  
l  
l

Average RPI Win:	204	WON-LOST RECORD	WINNING PCT. RANK	LAST 15 GAMES	STRENGTH OF SCHEDULE	OPP. STRENGTH OF SCHEDULE	TEAM RPI	ADJ RPI	CONF. RPI	ADJ CONF. RPI	
DIV. I ONLY	8-23-0	.25806	279	4-10-0	256	211	282	.41792	282	26	26
DIV. I NON-CONF.	4-16-0	.2	279	0-3-0	235	179	281	.41436	281	26	26
TOTALS	RPI 1-25	RPI 26-50	W-L RECORDS		RPI 51-100	RPI 101-150		RPI 150+			
8-23-0	0-0-0	0-0-0	OVERALL		0-2-0	1-6-0		7-15-0			
3-4-0	0-0-0	0-0-0	HOME		0-0-0	0-0-0		3-4-0			
5-19-0	0-0-0	0-0-0	AWAY		0-2-0	1-5-0		4-11-0			
0-0-0	0-0-0	0-0-0	NEUTRAL		0-0-0	0-0-0		0-0-0			
4-16-0	0-0-0	0-0-0	NON-CONFERENCE		0-2-0	1-3-0		3-11-0			
1-4-0	0-0-0	0-0-0	HOME		0-0-0	0-0-0		1-4-0			
3-12-0	0-0-0	0-0-	AWAY		0-2-0	1-3-0		2-7-0			
0-0-0	0-0-0	0-0-0	NEUTRAL		0-0-0	0-0-0		0-0-0			
4-7-0	0-0-0	0-0-0	CONFERENCE		0-0-0	0-3-0		4-4-0			
2-0-0	0-0-0	0-0-0	HOME		0-0-0	0-0-0		2-0-0			
2-7-0	0-0-0	0-0-0	AWAY		0-0-0	0-3-0		2-4-0			
0-0-0	0-0-0	0-0-0	NEUTRAL		0-0-0	0-0-0		0-0-0			
RPI S	Opponent	Score	RPI S	Opponent	Score	RPI S	Opponent	Score	RPI S	Opponent	Score
						80 A	Nebraska	1 7	107 A	CSUN	2 4
						80 A	Nebraska	0 8	107 A	CSUN	3 2
									107 A	CSUN	0 6
									107 A	CSUN	3 5
									130 A	Sacramento St.	5 8
									130 A	Sacramento St.	3 6
									130 A	Sacramento St.	1 5
									162 A	Utah Valley	2 4
									162 A	Utah Valley	8 11
									162 A	Utah Valley	8 6
									166 A	Wichita St.	4 3
									166 A	Wichita St.	2 17
									166 A	Wichita St.	0 11
									174 A	Air Force	7 14
									174 H	Air Force	2 4
									174 H	Air Force	4 14
									193 A	Kansas	1 2
									193 A	Kansas	4 5
									194 A	Pacific	5 8
									194 A	Pacific	3 4
									194 A	Pacific	8 1
									206 H	South Dakota St.	3 11
									206 H	South Dakota St.	3 8
									206 H	South Dakota St.	7 6
									253 H	CSU Bakersfield	9 2
									253 H	CSU Bakersfield	6 3
									291 A	Chicago St.	7 5
Non-Div. I Games:			Regis (CO)	9 4	Colorado Mesa	4 13	Colorado Mesa	4 7	Northern Colo.		

253 H CSU Bakersfield	6	3
162 A Utah Valley	8	6

RPI	S	Opponent	Score
291	A	Chicago St.	2 <div>4</div>
291	A	Chicago St.	4 <div>5</div>

Northern Colo.

N  
o  
r  
t  
h  
e  
r  
n  
C  
o  
l  
o  
.

N  
o  
r  
t  
h  
e  
r  
n  
C  
o  
l  
o  
.

Average RPI Win:	185	WON-LOST RECORD	WINNING PCT. RANK	LAST 15 GAMES	STRENGTH OF SCHEDULE	OPP. STRENGTH OF SCHEDULE	TEAM RPI	ADJ RPI	CONF. RPI	ADJ CONF. RPI	
DIV. I ONLY	13-28-0	.31707	263	5-10-0	243	197	283	.41618	283	25	25
DIV. I NON-CONF.	11-18-0	.37931	225	4-3-0	206	175	248	.44691	248	28	28
TOTALS	RPI 1-25	RPI 26-50	W-L RECORDS	RPI 51-100	RPI 101-150	RPI 150+					
13-28-0	0-0-0	1-5-0	OVERALL	1-2-0	2-5-0	9-16-0					
10-14-0	0-0-0	1-2-0	HOME	1-2-0	2-4-0	6-6-0					
3-13-0	0-0-0	0-2-0	AWAY	0-0-0	0-1-0	3-10-0					
0-1-0	0-0-0	0-1-0	NEUTRAL	0-0-0	0-0-0	0-0-0					
11-18-0	0-0-0	1-5-0	NON-CONFERENCE	1-2-0	1-3-0	8-8-0					
8-10-0	0-0-0	1-2-0	HOME	1-2-0	1-2-0	5-4-0					
3-7-0	0-0-0	0-0-	AWAY	0-0-0	0-1-0	3-4-0					
0-1-0	0-0-0	0-1-0	NEUTRAL	0-0-0	0-0-0	0-0-0					
2-10-0	0-0-0	0-0-0	CONFERENCE	0-0-0	1-2-0	1-8-0					
2-4-0	0-0-0	0-0-0	HOME	0-0-0	1-2-0	1-2-0					
0-6-0	0-0-0	0-0-0	AWAY	0-0-0	0-0-0	0-6-0					
0-0-0	0-0-0	0-0-0	NEUTRAL	0-0-0	0-0-0	0-0-0					
RPI S	Opponent	Score	RPI S	Opponent	Score	RPI S	Opponent	Score	RPI S	Opponent	Score
			29 A	East Carolina	0 6	73 H	Rutgers	5 11	107 H	CSUN	0 1
			29 A	East Carolina	1 8	73 H	Rutgers	6 8	127 A	Wofford	6 11
			32 H	Bryant	2 12	73 H	Rutgers	6 5	134 H	Rhode Island	3 4
			32 H	Bryant	0 7				134 H	Rhode Island	2 1
			32 H	Bryant	3 2				134 H	Rhode Island	2 5
			37 N	Kentucky	6 8				145 H	Navy	9 13
									146 H	Longwood	13 6
									187 A	Georgetown	5 12
									187 H	Georgetown	2 1
									198 A	James Madison	16 5
									198 H	James Madison	6 5
									209 A	George Washington	4 14
									209 A	George Washington	0 1
									209 A	George Washington	3 9
									210 A	Radford	2 0
									210 A	Radford	9 3
									210 A	Radford	7 8
									233 A	VMI	17 20
									236 A	USC Upstate	4 5
									238 H	Towson	10 3
									245 H	Siena	3 5
									245 H	Siena	7 19
									245 H	Siena	5 2
									258 H	Dayton	6 9
									258 H	Dayton	8 2
									258 H	Dayton	2 9
									265 A	Saint Louis	2 3
LAST 15 GAMES											
			145 H	Navy	9 13	209 A	George Washington	0 1	245 H	Siena	5 2
			210 A	Radford	7 8	187 A	Georgetown	5 12	258 H	Dayton	6 9
			210 A	Radford	9 3	258 H	Dayton	6 9	258 H	Dayton	8 2
			210 A	Radford	2 0				258 H	Dayton	2 9
			198 H	James Madison	6 5				265 A	Saint Louis	2 3

Non-Div. I Games:

George Mason

209	A	George Washington	3	9
209	A	George Washington	4	14

RPI	S	Opponent	Score	
265	A	Saint Louis	6	15
265	A	Saint Louis	0	15
273	H	LIU Brooklyn	7	10
273	H	LIU Brooklyn	2	11
273	H	LIU Brooklyn	9	8

George Mason

G  
e  
o  
r  
g  
e  
M  
a  
s  
o  
n

G  
e  
o  
r  
g  
e  
M  
a  
s  
o  
n

Average RPI Win:		206	WON-LOST RECORD		WINNING PCT. RANK		LAST 15 GAMES		STRENGTH OF SCHEDULE		OPP. STRENGTH OF SCHEDULE		TEAM RPI		ADJ RPI		CONF. RPI		ADJ CONF. RPI				
Average RPI Loss:		183																					
DIV. I ONLY			10-33-0		.23256	289	3-12-0		197		260		284		.41264	284	31		31				
DIV. I NON-CONF.			7-21-0		.25	265	3-4-0		132		218		264		.43439	264	32		32				
TOTALS		RPI 1-25		RPI 26-50		W-L RECORDS		RPI 51-100		RPI 101-150		RPI 150+											
10-33-0		0-2-0		1-2-0		OVERALL		0-0-0		0-5-0		9-24-0											
5-17-0		0-1-0		0-0-0		HOME		0-0-0		0-4-0		5-12-0											
4-16-0		0-1-0		0-2-0		AWAY		0-0-0		0-1-0		4-12-0											
1-0-0		0-0-0		1-0-0		NEUTRAL		0-0-0		0-0-0		0-0-0											
7-21-0		0-2-0		1-2-0		NON-CONFERENCE		0-0-0		0-5-0		6-12-0											
4-12-0		0-1-0		0-0-0		HOME		0-0-0		0-4-0		4-7-0											
2-9-0		0-1-0		0-0-		AWAY		0-0-0		0-1-0		2-5-0											
1-0-0		0-0-0		1-0-0		NEUTRAL		0-0-0		0-0-0		0-0-0											
3-12-0		0-0-0		0-0-0		CONFERENCE		0-0-0		0-0-0		3-12-0											
1-5-0		0-0-0		0-0-0		HOME		0-0-0		0-0-0		1-5-0											
2-7-0		0-0-0		0-0-0		AWAY		0-0-0		0-0-0		2-7-0											
0-0-0		0-0-0		0-0-0		NEUTRAL		0-0-0		0-0-0		0-0-0											
RPI	S	Opponent		Score		RPI	S	Opponent		Score		RPI	S	Opponent		Score							
8	A	North Carolina St.		1	25	29	A	East Carolina		2	11	133	A	Gardner-Webb		6	10						
8	H	North Carolina St.		1	9	44	A	UNCG		2	6	133	H	Gardner-Webb		0	1						
						44	N	UNCG		9	8	145	H	Navy		1	6						
												145	H	Navy		8	14						
												145	H	Navy		4	11						
												159	A	Campbell		1	14						
												159	A	Campbell		3	15						
												159	A	Campbell		8	10						
												160	A	Charlotte		9	7						
												163	A	Winthrop		0	7						
												163	H	Winthrop		4	15						
												168	H	Florida A&M		3	5						
												168	H	Florida A&M		7	17						
												168	H	Florida A&M		11	22						
												178	H	Albany (NY)		3	14						
												178	H	Albany (NY)		13	4						
												178	H	Albany (NY)		2	9						
												183	A	Presbyterian		5	3						
												183	H	Presbyterian		6	10						
												199	H	Elon		8	7						
												201	A	Bethune-Cookman		14	10						
												201	A	Bethune-Cookman		7	9						
												201	A	Bethune-Cookman		2	4						
												250	H	Appalachian St.		6	7						
												269	A	N.C. Central		4	8						
												269	A	N.C. Central		3	4						
												269	A	N.C. Central		0	8						
LAST 15 GAMES																							
						183	A	Presbyterian		5	3	160	A	Charlotte		9	7						
						8	A	North Carolina St.		1	25	168	H	Florida A&M		7	17						
						8	H	North Carolina St.		1	9	168	H	Florida A&M		3	5						
						183	H	Presbyterian		6	10												
						269	A	N.C. Central		4	8												

Non-Div. I Games:

N.C. A&amp;T

269	A	N.C. Central	3	4
269	A	N.C. Central	0	8

RPI	S	Opponent	Score	
269	H	N.C. Central	6	8
269	H	N.C. Central	4	7
269	H	N.C. Central	15	2
271	H	Iona	14	13
271	H	Iona	12	5
271	H	Iona	3	7
275	A	ETSU	5	15
275	H	ETSU	5	17
287	A	Savannah St.	1	6
287	A	Savannah St.	3	4
287	A	Savannah St.	7	5



[illegible]

**Non-Div. I Games:**

Norfolk St.

Norfolk St.

293	H	UMES	3	1
293	H	UMES	6	0

Through Games Of April 28, 2016

RPI	S	Opponent	Score	
293	H	UMES	3	1
293	H	UMES	6	0
300	A	Coppin St.	7	11
300	A	Coppin St.	6	3
300	A	Coppin St.	12	2
300	H	Coppin St.	2	0
300	H	Coppin St.	4	1
300	H	Coppin St.	10	0

Norfolk St.

N  
o  
r  
f  
o  
l  
k  
S  
t  
.

N  
o  
r  
f  
o  
l  
k  
S  
t  
.

[illegible]

**Non-Div. I Games:**

UNC Asheville

248	A	Charleston So.	9	8
248	A	Charleston So.	7	1

RPI	S	Opponent	Score	
271	H	Iona	5	6
271	H	Iona	4	14
271	H	Iona	9	10
275	A	ETSU	1	9
275	H	ETSU	7	5
296	H	Mt. St. Mary's	8	5
296	H	Mt. St. Mary's	8	2
296	H	Mt. St. Mary's	1	2

UNC Asheville

U  
N  
C  
A  
s  
h  
e  
v  
i  
l  
l  
e

U  
N  
C  
A  
s  
h  
e  
v  
i  
l  
l  
e

Average RPI Win:	250	WON-LOST RECORD	WINNING PCT. RANK	LAST 15 GAMES	STRENGTH OF SCHEDULE	OPP. STRENGTH OF SCHEDULE	TEAM RPI	ADJ RPI	CONF. RPI	ADJ CONF. RPI		
Average RPI Loss:	187											
DIV. I ONLY		10-32-0	.2381	288	2-13-0	211	284	288	.40712	287	31	31
DIV. I NON-CONF.		5-22-0	.18519	285	0-7-0	226	294	289	.39405	289	32	32
<hr/>												
TOTALS	RPI 1-25	RPI 26-50		W-L RECORDS		RPI 51-100		RPI 101-150		RPI 150+		
10-32-0	0-0-0	0-0-0		OVERALL		0-3-0		0-7-0		10-22-0		
5-13-0	0-0-0	0-0-0		HOME		0-1-0		0-1-0		5-11-0		
5-16-0	0-0-0	0-0-0		AWAY		0-1-0		0-5-0		5-10-0		
0-3-0	0-0-0	0-0-0		NEUTRAL		0-1-0		0-1-0		0-1-0		
5-22-0	0-0-0	0-0-0		NON-CONFERENCE		0-3-0		0-7-0		5-12-0		
2-10-0	0-0-0	0-0-0		HOME		0-1-0		0-1-0		2-8-0		
3-9-0	0-0-0	0-0-		AWAY		0-1-0		0-5-0		3-3-0		
0-3-0	0-0-0	0-0-0		NEUTRAL		0-1-0		0-1-0		0-1-0		
5-10-0	0-0-0	0-0-0		CONFERENCE		0-0-0		0-0-0		5-10-0		
3-3-0	0-0-0	0-0-0		HOME		0-0-0		0-0-0		3-3-0		
2-7-0	0-0-0	0-0-0		AWAY		0-0-0		0-0-0		2-7-0		
0-0-0	0-0-0	0-0-0		NEUTRAL		0-0-0		0-0-0		0-0-0		
RPI	S	Opponent	Score	RPI	S	Opponent	Score	RPI	S	Opponent	Score	
						64	A	North Florida	4	7		
						64	H	North Florida	3	7		
						94	N	Iowa	4	14		

Non-Div. I Games:

Savannah St.

146	A	Longwood	6	7
146	A	Longwood	5	6

RPI	S	Opponent	Score	
269	A	N.C. Central	4	2
269	A	N.C. Central	5	9
269	A	N.C. Central	1	2
273	H	LIU Brooklyn	3	11
273	H	LIU Brooklyn	3	4
273	H	LIU Brooklyn	3	2
284	H	N.C. A&T	6	1
284	H	N.C. A&T	5	7
284	H	N.C. A&T	4	3
298	A	Alabama A&M	9	12
298	A	Alabama A&M	3	2
298	A	Alabama A&M	17	12

S  
a  
v  
a  
n  
n  
a  
h  
S  
t  
.

S  
a  
v  
a  
n  
n  
a  
h  
S  
t  
.

Average RPI Win:		264	WON-LOST		WINNING		LAST 15		STRENGTH OF		OPP. STRENGTH		TEAM		ADJ		CONF.		ADJ CONF.		
Average RPI Loss:		194	RECORD		PCT. RANK		GAMES		SCHEDULE		OF SCHEDULE		RPI		RPI		RPI		RPI		
DIV. I ONLY			13-20-0		.39394 225		6-8-0		293		293		289		.40438 288		32		32		
DIV. I NON-CONF.			3-10-0		.23077 274		0-3-0		168		192		270		.42553 272		31		31		
TOTALS		RPI 1-25		RPI 26-50		W-L RECORDS		RPI 51-100		RPI 101-150		RPI 150+									
13-20-0		0-0-0		0-2-0		OVERALL		0-4-0		1-1-0		12-13-0									
5-7-0		0-0-0		0-0-0		HOME		0-0-0		0-0-0		5-7-0									
6-11-0		0-0-0		0-1-0		AWAY		0-2-0		0-1-0		6-6-0									
2-2-0		0-0-0		0-1-0		NEUTRAL		0-1-0		1-0-0		1-0-0									
3-10-0		0-0-0		0-2-0		NON-CONFERENCE		0-4-0		1-1-0		2-3-0									
1-3-0		0-0-0		0-0-0		HOME		0-0-0		0-0-0		1-3-0									
0-5-0		0-0-0		0-0-		AWAY		0-3-0		0-1-0		0-0-0									
2-2-0		0-0-0		0-1-0		NEUTRAL		0-1-0		1-0-0		1-0-0									
10-10-0		0-0-0		0-0-0		CONFERENCE		0-0-0		0-0-0		10-10-0									
4-4-0		0-0-0		0-0-0		HOME		0-0-0		0-0-0		4-4-0									
6-6-0		0-0-0		0-0-0		AWAY		0-0-0		0-0-0		6-6-0									
0-0-0		0-0-0		0-0-0		NEUTRAL		0-0-0		0-0-0		0-0-0									
RPI	S	Opponent		Score		RPI	S	Opponent		Score		RPI	S	Opponent		Score					
				45	A	Dallas Baptist	9	15	53	N	Gonzaga	3	18	140	A	SFA	3	17			
				47	N	Notre Dame	5	6	79	A	Houston	1	7	149	N	Bradley	9	7			
									85	A	Sam Houston St.	0	14	204	H	Ill.-Chicago	8	5			
									85	A	Sam Houston St.	3	10	204	H	Ill.-Chicago	5	22			
														204	H	Ill.-Chicago	8	22			
														204	H	Ill.-Chicago	3	17			
														239	A	Grambling	4	5			
														239	A	Grambling	21	14			
														239	A	Grambling	4	6			
														239	H	Grambling	5	3			
														239	H	Grambling	2	3			
														270	N	Incarnate Word	3	1			
														279	A	Ark.-Pine Bluff	6	8			
														279	A	Ark.-Pine Bluff	2	5			
														279	A	Ark.-Pine Bluff	4	7			
														279	H	Ark.-Pine Bluff	6	5			
														279	H	Ark.-Pine Bluff	4	17			
														279	H	Ark.-Pine Bluff	9	4			
														295	A	Southern U.	5	2			
														295	A	Southern U.	13	5			
														295	A	Southern U.	6	5			
				LAST 15 GAMES										297	A	Prairie View	24	5			
				85	A	Sam Houston St.	3	10	297	A	Prairie View	24	5	297	A	Prairie View	11	3			
				85	A	Sam Houston St.	0	14	297	A	Prairie View	2	12	297	A	Prairie View	2	12			
				239	H	Grambling	5	3	297	A	Prairie View	11	3	297	H	Prairie View	6	5			
				239	H	Grambling	2	3						297	H	Prairie View	4	5			
				279	A	Ark.-Pine Bluff	6	8						297	H	Prairie View	8	12			
Non-Div. I Games:		Huston-Tillotson		2	7	Wiley		8	6	Wiley		15	5	Huston-Tillotson		11	5	Texas Southern			

279 A Ark.-Pine Bluff	2	5
279 A Ark.-Pine Bluff	4	7

T  
e  
x  
a  
s  
S  
o  
u  
t  
h  
e  
r  
n

T  
e  
x  
a  
s  
S  
o  
u  
t  
h  
e  
r  
n



Average RPI Win:	269	WON-LOST RECORD	WINNING PCT. RANK	LAST 15 GAMES	STRENGTH OF SCHEDULE	OPP. STRENGTH OF SCHEDULE	TEAM RPI	ADJ RPI	CONF. RPI	ADJ CONF. RPI		
DIV. I ONLY	14-21-0	.4	218	2-9-0	291	290	286	.40133	289	32	32	
DIV. I NON-CONF.	5-13-0	.27778	261	0-4-0	278	249	291	.38353	294	31	31	
<hr/>												
TOTALS	RPI 1-25	RPI 26-50		W-L RECORDS		RPI 51-100		RPI 101-150		RPI 150+		
14-21-0	0-0-0	0-2-0		OVERALL		0-1-0		0-7-0		14-11-0		
6-9-0	0-0-0	0-1-0		HOME		0-1-0		0-3-0		6-4-0		
7-11-0	0-0-0	0-1-0		AWAY		0-0-0		0-4-0		7-6-0		
1-1-0	0-0-0	0-0-0		NEUTRAL		0-0-0		0-0-0		1-1-0		
5-13-0	0-0-0	0-2-0		NON-CONFERENCE		0-1-0		0-1-0		5-9-0		
4-5-0	0-0-0	0-1-0		HOME		0-1-0		0-0-0		4-3-0		
1-8-0	0-0-0	0-0-		AWAY		0-0-0		0-1-0		1-6-0		
0-0-0	0-0-0	0-0-0		NEUTRAL		0-0-0		0-0-0		0-0-0		
9-8-0	0-0-0	0-0-0		CONFERENCE		0-0-0		0-6-0		9-2-0		
2-4-0	0-0-0	0-0-0		HOME		0-0-0		0-3-0		2-1-0		
6-3-0	0-0-0	0-0-0		AWAY		0-0-0		0-3-0		6-0-0		
1-1-0	0-0-0	0-0-0		NEUTRAL		0-0-0		0-0-0		1-1-0		
RPI	S	Opponent	Score	RPI	S	Opponent	Score	RPI	S	Opponent	Score	
41	A	New Orleans	4 13	61	H	Southeastern La.	8 12	144	A	La.-Monroe	7 10	
41	H	New Orleans	9 11					148	A	Alabama St.	2 7	
								148	A	Alabama St.	1 6	
								148	A	Alabama St.	3 4	
								148	H	Alabama St.	1 13	
								148	H	Alabama St.	4 15	
								148	H	Alabama St.	4 7	
								168	H	Florida A&M	16 9	
								168	H	Florida A&M	4 3	
								168	H	Florida A&M	2 15	
								234	A	Georgia St.	5 11	
								234	A	Georgia St.	13 12	
								268	A	UT Martin	3 13	
								268	A	UT Martin	8 11	
								268	A	UT Martin	4 10	
								268	H	UT Martin	9 2	
								268	H	UT Martin	2 12	
								268	H	UT Martin	8 5	
								268	H	UT Martin	9 18	
								274	A	UTRGV	4 10	
								274	A	UTRGV	4 11	
LAST 15 GAMES												
268	A	UT Martin	8 11	290	N	Alcorn	2 3	290	H	Alcorn	11 5	
268	A	UT Martin	4 10	148	H	Alabama St.	1 13	290	H	Alcorn	6 9	
268	A	UT Martin	3 13	148	H	Alabama St.	4 15	290	N	Alcorn	2 3	
41	H	New Orleans	9 11					295	N	Southern U.	4 0	
290	H	Alcorn	5 1					298	A	Alabama A&M	10 9	
Non-Div. I Games:	LeMoyne-Owen	20	3	Tougaloo	10	0	LeMoyne-Owen	23	2	Concordia (AL)	9	1
	Tougaloo	8	3	Concordia (AL)	8	0	Concordia (AL)	17	1	Tougaloo	6	1



Average RPI Win: 291		WON-LOST RECORD	WINNING PCT. RANK	LAST 15 GAMES	STRENGTH OF SCHEDULE	OPP. STRENGTH OF SCHEDULE	TEAM RPI	ADJ RPI	CONF. RPI	ADJ CONF. RPI				
Average RPI Loss: 162														
DIV. I ONLY		11-25-0	.30556	267	7-7-0	289	294	290	.39353	290	32	32		
DIV. I NON-CONF.		0-12-0	0	296	0-2-0	4	51	254	.4431	254	31	31		
<hr/>														
TOTALS		RPI 1-25	RPI 26-50		W-L RECORDS		RPI 51-100		RPI 101-150		RPI 150+			
11-25-0		0-1-0	0-4-0		OVERALL		0-6-0		0-4-0		11-10-0			
4-6-0		0-0-0	0-1-0		HOME		0-0-0		0-1-0		4-4-0			
5-16-0		0-1-0	0-3-0		AWAY		0-4-0		0-3-0		5-5-0			
2-3-0		0-0-0	0-0-0		NEUTRAL		0-2-0		0-0-0		2-1-0			
0-12-0		0-1-0	0-4-0		NON-CONFERENCE		0-6-0		0-1-0		0-0-0			
0-2-0		0-0-0	0-1-0		HOME		0-0-0		0-1-0		0-0-0			
0-8-0		0-1-0	0-0-		AWAY		0-4-0		0-0-0		0-0-0			
0-2-0		0-0-0	0-0-0		NEUTRAL		0-2-0		0-0-0		0-0-0			
11-13-0		0-0-0	0-0-0		CONFERENCE		0-0-0		0-3-0		11-10-0			
4-4-0		0-0-0	0-0-0		HOME		0-0-0		0-0-0		4-4-0			
5-8-0		0-0-0	0-0-0		AWAY		0-0-0		0-3-0		5-5-0			
2-1-0		0-0-0	0-0-0		NEUTRAL		0-0-0		0-0-0		2-1-0			
RPI	S	Opponent	Score		RPI	S	Opponent	Score		RPI	S	Opponent	Score	
10	A	Mississippi St.	0	14	38	H	Southeast Mo. St.	4	17	56	A	Louisiana Tech	4	15
					41	A	New Orleans	3	12	57	N	UConn	3	25
					49	A	Alabama	0	8	61	A	Southeastern La.	0	21
					49	A	Alabama	5	8	61	A	Southeastern La.	3	15
										66	A	Austin Peay	0	12
										92	N	Missouri St.	1	13
					LAST 15 GAMES									
					239	A	Grambling	11	8	289	A	Jackson St.	9	6
					298	H	Alabama A&M	3	13	289	N	Jackson St.	3	2
					298	H	Alabama A&M	3	8	299	H	Mississippi Val.	9	2
					298	H	Alabama A&M	6	4					
					279	H	Ark.-Pine Bluff	3	7					
										138	H	Sacred Heart	3	16
										148	A	Alabama St.	1	8
										148	A	Alabama St.	0	10
										148	A	Alabama St.	0	10
										239	A	Grambling	11	8
										239	H	Grambling	3	12
										279	H	Ark.-Pine Bluff	3	7
										289	A	Jackson St.	5	11
										289	A	Jackson St.	1	5
										289	A	Jackson St.	9	6
										289	N	Jackson St.	3	2
										295	N	Southern U.	6	2
										297	N	Prairie View	10	11
										298	A	Alabama A&M	2	12
										298	A	Alabama A&M	15	13
										298	A	Alabama A&M	16	4
										298	H	Alabama A&M	3	13
										298	H	Alabama A&M	3	8
										298	H	Alabama A&M	6	4
										299	A	Mississippi Val.	1	5
										299	A	Mississippi Val.	5	6
										299	A	Mississippi Val.	10	3
										299	H	Mississippi Val.	12	4
										299	H	Mississippi Val.	11	4
										299	H	Mississippi Val.	9	2

Non-Div. I Games:

Tougaloo

18 2

Tougaloo

4 1

Tougaloo

4 0

Alcorn

289 A Jackson St.	1	5
289 A Jackson St.	5	11

A  
l  
c  
o  
r  
n

A  
l  
c  
o  
r  
n

Average RPI Win:	238	WON-LOST	WINNING	LAST 15	STRENGTH OF	OPP. STRENGTH	TEAM	ADJ	CONF.	ADJ CONF.	
Average RPI Loss:	174	RECORD	PCT. RANK	GAMES	SCHEDULE	OF SCHEDULE	RPI	RPI	RPI	RPI	
DIV. I ONLY	9-31-0	.225	292	3-12-0	269	243	291	.38653	291	26	26
DIV. I NON-CONF.	6-19-0	.24	271	0-6-0	287	190	293	.38832	292	26	26
<hr/>											
TOTALS	RPI 1-25	RPI 26-50		W-L RECORDS		RPI 51-100		RPI 101-150		RPI 150+	
9-31-0	0-0-0	0-2-0		OVERALL		0-3-0		0-7-0		9-19-0	
6-10-0	0-0-0	0-0-0		HOME		0-1-0		0-3-0		6-6-0	
2-18-0	0-0-0	0-1-0		AWAY		0-1-0		0-3-0		2-13-0	
1-3-0	0-0-0	0-1-0		NEUTRAL		0-1-0		0-1-0		1-0-0	
<hr/>											
6-19-0	0-0-0	0-2-0		NON-CONFERENCE		0-3-0		0-1-0		6-13-0	
3-4-0	0-0-0	0-0-0		HOME		0-1-0		0-0-0		3-3-0	
2-12-0	0-0-0	0-0-		AWAY		0-1-0		0-0-0		2-10-0	
1-3-0	0-0-0	0-1-0		NEUTRAL		0-1-0		0-1-0		1-0-0	
<hr/>											
3-12-0	0-0-0	0-0-0		CONFERENCE		0-0-0		0-6-0		3-6-0	
3-6-0	0-0-0	0-0-0		HOME		0-0-0		0-3-0		3-3-0	
0-6-0	0-0-0	0-0-0		AWAY		0-0-0		0-3-0		0-3-0	
0-0-0	0-0-0	0-0-0		NEUTRAL		0-0-0		0-0-0		0-0-0	
<hr/>											
RPI S	Opponent	Score	RPI S	Opponent	Score	RPI S	Opponent	Score	RPI S	Opponent	Score
			47 A	Notre Dame	3 6	82 A	Valparaiso	4 12	102 N	Indiana St.	5 14
			50 N	Boston College	1 7	82 H	Valparaiso	6 10	109 H	Seattle	4 12
						94 N	Iowa	3 15	109 H	Seattle	1 14
									109 H	Seattle	2 12
									130 A	Sacramento St.	1 4
									130 A	Sacramento St.	0 10
									130 A	Sacramento St.	4 5
									153 H	Milwaukee	9 12
									175 A	New Mexico St.	4 11
									175 A	New Mexico St.	2 8
									175 A	New Mexico St.	5 17
									180 A	Hawaii	1 0
									180 A	Hawaii	0 4
									180 A	Hawaii	1 4
									180 A	Hawaii	0 14
									204 A	Ill.-Chicago	0 5
									204 H	Ill.-Chicago	3 1
									204 H	Ill.-Chicago	6 3
									226 A	A&M-Corpus Christi	2 6
									226 A	A&M-Corpus Christi	7 1
									226 A	A&M-Corpus Christi	6 8
			LAST 15 GAMES						227 H	IPFW	4 5
			82 A	Valparaiso	4 12	130 A	Sacramento St.	0 10	244 N	Villanova	4 3
			282 H	Northern Colo.	5 7	130 A	Sacramento St.	4 5	249 H	Western Mich.	6 3
			282 H	Northern Colo.	5 4	153 H	Milwaukee	9 12	254 A	Northwestern	5 11
			282 H	Northern Colo.	4 2				254 H	Northwestern	10 12
			82 H	Valparaiso	6 10				265 A	Saint Louis	0 7

Non-Div. I Games: Otterbein 3 5

Chicago St.

Chicago St.

254	H	Northwestern	10	12
130	A	Sacramento St.	1	4

Through Games Of April 28, 2016

RPI	S	Opponent	Score	
265	A	Saint Louis	1	7
265	A	Saint Louis	2	8
274	H	UTRGV	1	7
274	H	UTRGV	12	7
274	H	UTRGV	2	9
282	H	Northern Colo.	5	7
282	H	Northern Colo.	4	2
282	H	Northern Colo.	5	4

Chicago St.

C  
h  
i  
c  
a  
g  
o  
s  
t  
.

C  
h  
i  
c  
a  
g  
o  
s  
t  
.

Average RPI Win: 294		WON-LOST	WINNING	LAST 15	STRENGTH OF		OPP. STRENGTH	TEAM	ADJ	CONF.	ADJ CONF.
Average RPI Loss: 209		RECORD	PCT. RANK	GAMES	SCHEDULE		OF SCHEDULE	RPI	RPI	RPI	RPI
DIV. I ONLY		10-30-0	.25	282	6-9-0		261	299	292	.38638	292
DIV. I NON-CONF.		0-24-0	0	296	0-5-0		176	291	299	.36021	299
TOTALS		RPI 1-25	RPI 26-50		W-L RECORDS		RPI 51-100		RPI 101-150		RPI 150+
10-30-0	0-0-0	0-0-0		OVERALL		0-1-0		0-6-0		10-23-0	
5-12-0	0-0-0	0-0-0		HOME		0-0-0		0-1-0		5-11-0	
5-14-0	0-0-0	0-0-0		AWAY		0-1-0		0-5-0		5-8-0	
0-4-0	0-0-0	0-0-0		NEUTRAL		0-0-0		0-0-0		0-4-0	
0-24-0	0-0-0	0-0-0		NON-CONFERENCE		0-1-0		0-6-0		0-17-0	
0-8-0	0-0-0	0-0-0		HOME		0-0-0		0-1-0		0-7-0	
0-12-0	0-0-0	0-0-0		AWAY		0-1-0		0-5-0		0-6-0	
0-4-0	0-0-0	0-0-0		NEUTRAL		0-0-0		0-0-0		0-4-0	
10-6-0	0-0-0	0-0-0		CONFERENCE		0-0-0		0-0-0		10-6-0	
5-4-0	0-0-0	0-0-0		HOME		0-0-0		0-0-0		5-4-0	
5-2-0	0-0-0	0-0-0		AWAY		0-0-0		0-0-0		5-2-0	
0-0-0	0-0-0	0-0-0		NEUTRAL		0-0-0		0-0-0		0-0-0	
RPI S	Opponent	Score	RPI S	Opponent	Score	RPI S	Opponent	Score	RPI S	Opponent	Score
						73 A	Rutgers	8 12	133 A	Gardner-Webb	6 7
									133 A	Gardner-Webb	0 9
									133 A	Gardner-Webb	0 8
									133 A	Gardner-Webb	1 7
									145 A	Navy	4 20
									145 H	Navy	4 16
									176 A	Delaware	3 8
									176 A	Delaware	2 4
									176 H	Delaware	8 19
									185 N	Fairfield	2 8
									185 N	Fairfield	3 17
									185 N	Fairfield	1 14
									195 N	UMass Lowell	0 3
									209 A	George Washington	0 8
									211 H	Marist	2 4
									211 H	Marist	0 15
									211 H	Marist	3 4
									220 H	Rider	7 11
									238 A	Towson	4 18
									238 H	Towson	1 8
									244 A	Villanova	1 2
									278 A	La Salle	5 6
									278 H	La Salle	2 4
						238 A	Towson	4 18	284 A	Norfolk St.	5 3
						176 H	Delaware	8 19	284 A	Norfolk St.	9 5
						293 A	UMES	4 2	284 H	Norfolk St.	0 6
						293 A	UMES	3 4	284 H	Norfolk St.	6 5
						73 A	Rutgers	8 12			
LAST 15 GAMES											
						300 H	Coppin St.	14 4			
						145 H	Navy	4 16			
						284 H	Norfolk St.	6 5			

Non-Div. I Games:

Delaware St.

Delaware St.

300 H Coppin St.	10	9
300 H Coppin St.	5	4

Through Games Of April 28, 2016

RPI	S	Opponent	Score	
284	H	Norfolk St.	2	6
293	A	UMES	4	2
293	A	UMES	3	4
293	H	UMES	5	14
293	H	UMES	2	5
293	H	UMES	4	3
300	A	Coppin St.	0	3
300	A	Coppin St.	14	6
300	A	Coppin St.	15	5
300	H	Coppin St.	10	9
300	H	Coppin St.	14	4
300	H	Coppin St.	5	4

Delaware St.

D  
e  
l  
a  
w  
a  
r  
e  
s  
t  
.

D  
e  
l  
a  
w  
a  
r  
e  
s  
t  
.



U  
M  
E  
S

UMES

260	H	Lehigh	7	6
284	A	Norfolk St.	1	3

RPI	S	Opponent	Score	
292	H	Delaware St.	2	4
292	H	Delaware St.	4	3
294	N	Saint Peter's	17	5
294	N	Saint Peter's	8	10
296	H	Mt. St. Mary's	9	2
300	A	Coppin St.	7	3
300	A	Coppin St.	4	16
300	A	Coppin St.	1	3
300	A	Coppin St.	6	12
300	H	Coppin St.	4	3
300	H	Coppin St.	1	3

Average RPI Win: 221		WON-LOST RECORD		WINNING PCT. RANK		LAST 15 GAMES		STRENGTH OF SCHEDULE		OPP. STRENGTH OF SCHEDULE		TEAM RPI		ADJ RPI		CONF. RPI		ADJ CONF. RPI		
DIV. I ONLY		6-31-0		.16216 298		2-13-0		266		280		295		.37948 294		28		28		
DIV. I NON-CONF.		5-20-0		.2 279		1-8-0		271		290		288		.3986 288		25		25		
TOTALS		RPI 1-25		RPI 26-50		W-L RECORDS		RPI 51-100		RPI 101-150		RPI 150+								
6-31-0		0-0-0		0-1-0		OVERALL		0-0-0		0-2-0		6-28-0								
1-10-0		0-0-0		0-0-0		HOME		0-0-0		0-0-0		1-10-0								
4-18-0		0-0-0		0-1-0		AWAY		0-0-0		0-2-0		4-15-0								
1-3-0		0-0-0		0-0-0		NEUTRAL		0-0-0		0-0-0		1-3-0								
5-20-0		0-0-0		0-1-0		NON-CONFERENCE		0-0-0		0-2-0		5-17-0								
0-2-0		0-0-0		0-0-0		HOME		0-0-0		0-0-0		0-2-0								
4-15-0		0-0-0		0-0-		AWAY		0-0-0		0-2-0		4-12-0								
1-3-0		0-0-0		0-0-0		NEUTRAL		0-0-0		0-0-0		1-3-0								
1-11-0		0-0-0		0-0-0		CONFERENCE		0-0-0		0-0-0		1-11-0								
1-8-0		0-0-0		0-0-0		HOME		0-0-0		0-0-0		1-8-0								
0-3-0		0-0-0		0-0-0		AWAY		0-0-0		0-0-0		0-3-0								
0-0-0		0-0-0		0-0-0		NEUTRAL		0-0-0		0-0-0		0-0-0								
RPI	S	Opponent		Score		RPI	S	Opponent		Score		RPI	S	Opponent		Score				
				30	A	Wake Forest		2	8			111	A	Seton Hall	4	5				
												111	A	Seton Hall	1	8				
												155	A	St. John's (NY)	9	8				
												157	H	Monmouth	8	7				
												157	H	Monmouth	1	4				
												157	H	Monmouth	7	11				
												161	A	Richmond	2	12				
												161	A	Richmond	0	10				
												161	N	Richmond	6	12				
												173	A	Stony Brook	3	7				
												178	A	Albany (NY)	2	5				
												178	A	Albany (NY)	0	5				
												178	A	Albany (NY)	5	17				
												184	A	Canisius	7	11				
												184	A	Canisius	7	8				
												184	A	Canisius	0	9				
												185	H	Fairfield	3	8				
												185	H	Fairfield	2	12				
												185	H	Fairfield	3	11				
												197	A	Fordham	2	0				
												218	N	Harvard	1	7				
						LAST 15 GAMES						224	H	Niagara	0	11				
						111	A	Seton Hall	1	8	178	A	Albany (NY)	5	17	224	H	Niagara	2	21
						247	A	NJIT	5	6	178	A	Albany (NY)	0	5	224	H	Niagara	0	13
						185	H	Fairfield	3	8	276	A	Wagner	6	13	229	H	Hofstra	4	11
						185	H	Fairfield	3	11						244	A	Villanova	3	7
						185	H	Fairfield	2	12						244	A	Villanova	5	1

Non-Div. I Games:

Saint Peter's

155	A	St. John's (NY)	9	8
178	A	Albany (NY)	2	5

RPI	S	Opponent	Score	
247	A	NJIT	0	16
247	A	NJIT	5	6
247	H	NJIT	7	11
260	A	Lehigh	3	6
276	A	Wagner	6	13
278	A	La Salle	0	1
278	A	La Salle	7	3
293	N	UMES	5	17
293	N	UMES	10	8

Saint Peter's

S  
a  
i  
n  
t  
P  
e  
t  
e  
r  
'  
s

S  
a  
i  
n  
t  
P  
e  
t  
e  
r  
'  
s

Average RPI Win: 232		WON-LOST RECORD		WINNING PCT. RANK		LAST 15 GAMES		STRENGTH OF SCHEDULE		OPP. STRENGTH OF SCHEDULE		TEAM RPI		ADJ RPI		CONF. RPI		ADJ CONF. RPI	
Average RPI Loss: 186		8-24-0		.25 282		4-10-0		282		279		294		.37686 295		32		32	
DIV. I ONLY		2-10-0		.16667 287		1-4-0		14		4		159		.48873 173		31		31	
DIV. I NON-CONF.																			
TOTALS		RPI 1-25		RPI 26-50		W-L RECORDS		RPI 51-100		RPI 101-150		RPI 150+							
8-24-0		0-1-0		1-4-0		OVERALL		0-2-0		1-2-0		6-15-0							
5-11-0		0-0-0		0-1-0		HOME		0-0-0		0-0-0		5-10-0							
3-9-0		0-1-0		1-3-0		AWAY		0-1-0		1-2-0		1-2-0							
0-4-0		0-0-0		0-0-0		NEUTRAL		0-1-0		0-0-0		0-3-0							
2-10-0		0-1-0		1-4-0		NON-CONFERENCE		0-2-0		1-2-0		0-1-0							
0-1-0		0-0-0		0-1-0		HOME		0-0-0		0-0-0		0-0-0							
2-8-0		0-1-0		1-0-		AWAY		0-1-0		1-2-0		0-1-0							
0-1-0		0-0-0		0-0-0		NEUTRAL		0-1-0		0-0-0		0-0-0							
6-14-0		0-0-0		0-0-0		CONFERENCE		0-0-0		0-0-0		6-14-0							
5-10-0		0-0-0		0-0-0		HOME		0-0-0		0-0-0		5-10-0							
1-1-0		0-0-0		0-0-0		AWAY		0-0-0		0-0-0		1-1-0							
0-3-0		0-0-0		0-0-0		NEUTRAL		0-0-0		0-0-0		0-3-0							
RPI S	Opponent	Score		RPI S	Opponent	Score		RPI S	Opponent	Score		RPI S	Opponent	Score					
17 A	LSU	1	11	36 A	South Ala.	1	7	56 N	Louisiana Tech	0	15	116 A	Auburn	6	5				
				36 A	South Ala.	2	12	61 A	Southeastern La.	2	18	116 A	Auburn	6	18				
				36 A	South Ala.	5	4					116 A	Auburn	0	7				
				41 A	New Orleans	4	14					213 A	Nicholls St.	8	9				
				41 H	New Orleans	3	23					239 H	Grambling	11	16				
												239 H	Grambling	7	11				
												239 H	Grambling	8	10				
												239 H	Grambling	9	10				
												239 H	Grambling	5	9				
												239 H	Grambling	10	3				
												239 N	Grambling	0	15				
												279 H	Ark.-Pine Bluff	2	7				
												279 H	Ark.-Pine Bluff	5	3				
												279 H	Ark.-Pine Bluff	9	10				
												288 H	Texas Southern	2	5				
												288 H	Texas Southern	5	13				
												288 H	Texas Southern	5	6				
												289 N	Jackson St.	0	4				
												290 N	Alcorn	2	6				
												297 A	Prairie View	9	2				
												297 A	Prairie View	1	7				
												297 H	Prairie View	13	9				
												297 H	Prairie View	4	1				
												297 H	Prairie View	16	5				
Non-Div. I Games:				Selma		12 6		Loyola (LA)		6 7		Loyola (LA)		5 4		Selma		10 0	
				Selma		4 3												Southern U.	

297 H Prairie View	16	5
297 H Prairie View	4	1

S  
o  
u  
t  
h  
e  
r  
n  
U  
.

S  
o  
u  
t  
h  
e  
r  
n  
U  
.

Average RPI Win:	260	WON-LOST RECORD	WINNING PCT. RANK	LAST 15 GAMES	STRENGTH OF SCHEDULE	OPP. STRENGTH OF SCHEDULE	TEAM RPI	ADJ RPI	CONF. RPI	ADJ CONF. RPI	
Average RPI Loss:	225										
DIV. I ONLY	9-27-0	.25	282	7-8-0	297	283	296	.36916	296	27	27
DIV. I NON-CONF.	3-13-0	.1875	284	2-1-0	284	296	297	.37398	297	27	27
<hr/>											
TOTALS	RPI 1-25	RPI 26-50		W-L RECORDS		RPI 51-100		RPI 101-150		RPI 150+	
9-27-0	0-0-0	0-1-0		OVERALL		0-3-0		0-0-0		9-23-0	
2-10-0	0-0-0	0-0-0		HOME		0-0-0		0-0-0		2-10-0	
7-17-0	0-0-0	0-1-0		AWAY		0-3-0		0-0-0		7-13-0	
0-0-0	0-0-0	0-0-0		NEUTRAL		0-0-0		0-0-0		0-0-0	
<hr/>											
3-13-0	0-0-0	0-1-0		NON-CONFERENCE		0-3-0		0-0-0		3-9-0	
1-3-0	0-0-0	0-0-0		HOME		0-0-0		0-0-0		1-3-0	
2-10-0	0-0-0	0-0-		AWAY		0-3-0		0-0-0		2-6-0	
0-0-0	0-0-0	0-0-0		NEUTRAL		0-0-0		0-0-0		0-0-0	
<hr/>											
6-14-0	0-0-0	0-0-0		CONFERENCE		0-0-0		0-0-0		6-14-0	
1-7-0	0-0-0	0-0-0		HOME		0-0-0		0-0-0		1-7-0	
5-7-0	0-0-0	0-0-0		AWAY		0-0-0		0-0-0		5-7-0	
0-0-0	0-0-0	0-0-0		NEUTRAL		0-0-0		0-0-0		0-0-0	
<hr/>											
RPI S	Opponent	Score	RPI S	Opponent	Score	RPI S	Opponent	Score	RPI S	Opponent	Score
			30 A	Wake Forest	2 8	62 A	Jacksonville	2 13	208 A	UMBC	1 3
						62 A	Jacksonville	7 15	208 A	UMBC	3 9
						62 A	Jacksonville	3 14	208 H	UMBC	5 3
									214 A	Central Conn. St.	6 4
									214 A	Central Conn. St.	4 19
									214 A	Central Conn. St.	0 2
									214 A	Central Conn. St.	0 6
									238 A	Towson	7 8
									251 A	Fairleigh Dickinson	0 6
									251 A	Fairleigh Dickinson	4 9
									251 A	Fairleigh Dickinson	3 4
									251 A	Fairleigh Dickinson	13 6
									251 H	Fairleigh Dickinson	1 4
									251 H	Fairleigh Dickinson	5 2
									251 H	Fairleigh Dickinson	0 1
									251 H	Fairleigh Dickinson	2 17
									262 H	Buffalo	0 2
									262 H	Buffalo	0 15
									276 A	Wagner	2 1
									276 A	Wagner	8 9
									276 A	Wagner	3 0
									276 A	Wagner	6 5
									276 H	Wagner	4 17
									276 H	Wagner	6 14
									276 H	Wagner	4 20
									276 H	Wagner	0 2
									286 A	UNC Asheville	2 8
<hr/>											
LAST 15 GAMES											
			276 A	Wagner	8 9	251 H	Fairleigh Dickinson	1 4	276 H	Wagner	4 17
			276 A	Wagner	2 1	251 H	Fairleigh Dickinson	2 17	276 H	Wagner	6 14
			276 A	Wagner	3 0	214 A	Central Conn. St.	6 4	276 H	Wagner	4 20
			276 A	Wagner	6 5				276 H	Wagner	0 2
			300 A	Coppin St.	16 6						

Non-Div. I Games:

Mt. St. Mary's

251 H Fairleigh Dickinson	0	1
251 H Fairleigh Dickinson	5	2

RPI	S	Opponent	Score	
286	A	UNC Asheville	2	1
286	A	UNC Asheville	5	8
293	A	UMES	2	9
300	A	Coppin St.	16	6
300	H	Coppin St.	9	12

Mt. St. Mary's

M  
t  
.  
S  
t  
.  
M  
a  
r  
y  
'  
s

M  
t  
.  
S  
t  
.  
M  
a  
r  
y  
'  
s



Average RPI Win: 280		WON-LOST RECORD		WINNING PCT. RANK		LAST 15 GAMES		STRENGTH OF SCHEDULE		OPP. STRENGTH OF SCHEDULE		TEAM RPI		ADJ RPI		CONF. RPI		ADJ CONF. RPI	
DIV. I ONLY		8-25-0		.24242 287		2-11-0		295		295		297		.36321 297		32		32	
DIV. I NON-CONF.		1-10-0		.09091 295		0-2-0		178		223		287		.40088 287		31		31	
TOTALS		RPI 1-25		RPI 26-50		W-L RECORDS		RPI 51-100		RPI 101-150		RPI 150+							
8-25-0		0-1-0		0-1-0		OVERALL		0-2-0		0-0-0		8-21-0							
3-6-0		0-0-0		0-0-0		HOME		0-0-0		0-0-0		3-6-0							
3-17-0		0-1-0		0-1-0		AWAY		0-1-0		0-0-0		3-14-0							
2-2-0		0-0-0		0-0-0		NEUTRAL		0-1-0		0-0-0		2-1-0							
1-10-0		0-1-0		0-1-0		NON-CONFERENCE		0-2-0		0-0-0		1-6-0							
0-1-0		0-0-0		0-0-0		HOME		0-0-0		0-0-0		0-1-0							
1-7-0		0-1-0		0-0-		AWAY		0-1-0		0-0-0		1-4-0							
0-2-0		0-0-0		0-0-0		NEUTRAL		0-1-0		0-0-0		0-1-0							
7-15-0		0-0-0		0-0-0		CONFERENCE		0-0-0		0-0-0		7-15-0							
3-5-0		0-0-0		0-0-0		HOME		0-0-0		0-0-0		3-5-0							
2-10-0		0-0-0		0-0-0		AWAY		0-0-0		0-0-0		2-10-0							
2-0-0		0-0-0		0-0-0		NEUTRAL		0-0-0		0-0-0		2-0-0							
RPI	S	Opponent		Score		RPI	S	Opponent		Score		RPI	S	Opponent		Score			
4	A	Texas A&M		0 11		42	A	Lamar		3 13		56	N	Louisiana Tech		0 7			
												85	A	Sam Houston St.		5 16			
														182 A Houston Baptist		3 5			
														182 H Houston Baptist		17 21			
														191 N Washington St.		3 14			
														239 A Grambling		6 13			
														239 A Grambling		7 11			
														239 A Grambling		4 8			
														239 N Grambling		4 3			
														270 A Incarnate Word		2 12			
														270 A Incarnate Word		5 1			
														274 A UTRGV		9 11			
														274 A UTRGV		6 7			
														279 A Ark.-Pine Bluff		1 21			
														279 A Ark.-Pine Bluff		0 12			
														279 A Ark.-Pine Bluff		1 11			
														279 H Ark.-Pine Bluff		7 11			
														279 H Ark.-Pine Bluff		0 9			
														279 H Ark.-Pine Bluff		17 13			
														288 A Texas Southern		5 6			
														288 A Texas Southern		12 8			
														288 A Texas Southern		5 4			
														288 H Texas Southern		3 11			
														288 H Texas Southern		12 2			
														288 H Texas Southern		5 24			
														290 N Alcorn		11 10			
														295 A Southern U.		5 16			
														295 A Southern U.		1 4			
														295 A Southern U.		9 13			
LAST 15 GAMES																			
		182 H Houston Baptist		17 21				288 H Texas Southern		5 24				288 H Texas Southern		5 24			
		279 H Ark.-Pine Bluff		0 9				288 H Texas Southern		12 2				290 N Alcorn		11 10			
		279 H Ark.-Pine Bluff		17 13				288 H Texas Southern		3 11				295 A Southern U.		5 16			
		279 H Ark.-Pine Bluff		7 11										295 A Southern U.		1 4			
		295 A Southern U.		9 13										295 A Southern U.		9 13			

295 A Southern U.	5	16
295 A Southern U.	1	4

RPI	S	Opponent	Score	
295	H	Southern U.	2	9
295	H	Southern U.	7	1

Prairie View

P  
r  
a  
i  
r  
i  
e  
V  
i  
e  
w

P  
r  
a  
i  
r  
i  
e  
V  
i  
e  
w

Average RPI Win: 263		WON-LOST	WINNING	LAST 15	STRENGTH OF		OPP. STRENGTH	TEAM	ADJ		CONF.	ADJ CONF.
Average RPI Loss: 216		RECORD	PCT. RANK	GAMES	SCHEDULE		OF SCHEDULE	RPI	RPI		RPI	RPI
DIV. I ONLY		11-34-0	.24444	286	6-9-0		298	287	298		32	32
DIV. I NON-CONF.		4-20-0	.16667	287	2-3-0		275	224	296		31	31
TOTALS		RPI 1-25	RPI 26-50		W-L RECORDS		RPI 51-100		RPI 101-150		RPI 150+	
11-34-0		0-0-0	0-1-0		OVERALL		1-3-0		0-6-0		10-24-0	
5-18-0		0-0-0	0-0-0		HOME		0-0-0		0-3-0		5-15-0	
6-16-0		0-0-0	0-1-0		AWAY		1-2-0		0-3-0		5-8-0	
0-0-0		0-0-0	0-0-0		NEUTRAL		0-0-0		0-0-0		0-0-0	
4-20-0		0-0-0	0-1-0		NON-CONFERENCE		1-3-0		0-3-0		3-13-0	
2-8-0		0-0-0	0-0-0		HOME		0-0-0		0-0-0		2-8-0	
2-12-0		0-0-0	0-0-		AWAY		1-3-0		0-3-0		1-5-0	
0-0-0		0-0-0	0-0-0		NEUTRAL		0-0-0		0-0-0		0-0-0	
7-14-0		0-0-0	0-0-0		CONFERENCE		0-0-0		0-3-0		7-11-0	
3-10-0		0-0-0	0-0-0		HOME		0-0-0		0-3-0		3-7-0	
4-4-0		0-0-0	0-0-0		AWAY		0-0-0		0-0-0		4-4-0	
0-0-0		0-0-0	0-0-0		NEUTRAL		0-0-0		0-0-0		0-0-0	
RPI S	Opponent	Score	RPI S	Opponent	Score	RPI S	Opponent	Score	RPI S	Opponent	Score	
			31 A	Tulane	0 7	84 A	Troy	0 8	116 A	Auburn	1 15	
						98 A	Missouri	3 5	116 A	Auburn	0 5	
						99 A	Samford	7 5	117 A	UAB	2 12	
						99 A	Samford	6 18	148 H	Alabama St.	4 16	
									148 H	Alabama St.	3 7	
									148 H	Alabama St.	2 17	
									207 A	Murray St.	3 11	
									215 A	Eastern Ky.	3 1	
									215 H	Eastern Ky.	6 11	
									223 A	Tennessee Tech	6 11	
									223 H	Tennessee Tech	6 34	
									227 H	IPFW	1 8	
									227 H	IPFW	6 4	
									227 H	IPFW	6 7	
									227 H	IPFW	7 9	
									230 A	Lipscomb	5 14	
									230 A	Lipscomb	3 10	
									230 A	Lipscomb	4 5	
									268 H	UT Martin	2 9	
									279 A	Ark.-Pine Bluff	0 1	
									279 A	Ark.-Pine Bluff	3 4	
									279 A	Ark.-Pine Bluff	2 5	
									287 H	Savannah St.	2 3	
									287 H	Savannah St.	12 17	
									287 H	Savannah St.	12 9	
									289 H	Jackson St.	1 20	
									289 H	Jackson St.	9 10	
LAST 15 GAMES			207 A	Murray St.	3 11	299 H	Mississippi Val.	1 2	287 H	Savannah St.	2 3	
			290 A	Alcorn	13 3	299 H	Mississippi Val.	10 11	287 H	Savannah St.	12 17	
			290 A	Alcorn	8 3	299 H	Mississippi Val.	10 6	287 H	Savannah St.	12 9	
			290 A	Alcorn	4 6				289 H	Jackson St.	1 20	
			99 A	Samford	7 5				289 H	Jackson St.	9 10	

Non-Div. I Games: North Ala. 6 5

Alabama A&amp;M

99	A	Samford	6	18
299	H	Mississippi Val.	17	4

RPI	S	Opponent	Score	
289	H	Jackson St.	4	22
290	A	Alcorn	13	3
290	A	Alcorn	8	3
290	A	Alcorn	4	6
290	H	Alcorn	13	15
290	H	Alcorn	4	16
290	H	Alcorn	12	2
299	A	Mississippi Val.	12	10
299	A	Mississippi Val.	5	2
299	H	Mississippi Val.	17	4
299	H	Mississippi Val.	1	2
299	H	Mississippi Val.	10	6
299	H	Mississippi Val.	10	11

Alabama A&M

A  
l  
a  
b  
a  
m  
a  
A  
&  
M

A  
l  
a  
b  
a  
m  
a  
A  
&  
M

[illegible]

Mississippi Val.

298	A	Alabama A&M	4	17
298	A	Alabama A&M	11	10

Through Games Of April 28, 2016

RPI	S	Opponent	Score
298	H	Alabama A&M	10 12
298	H	Alabama A&M	2 5

Mississippi Val.

Mississippi Val.

Mississippi Val.

Average RPI Win:	285	WON-LOST	WINNING	LAST 15	STRENGTH OF	OPP. STRENGTH	TEAM	ADJ	CONF.	ADJ CONF.		
Average RPI Loss:	259	RECORD	PCT. RANK	GAMES	SCHEDULE	OF SCHEDULE	RPI	RPI	RPI	RPI		
DIV. I ONLY		9-31-0	.225	292	4-11-0	300	300	300	.33062	31	31	
DIV. I NON-CONF.		3-19-0	.13636	293	1-4-0	297	298	300	.33267	32	32	
<hr/>												
TOTALS	RPI 1-25	RPI 26-50		W-L RECORDS		RPI 51-100		RPI 101-150		RPI 150+		
9-31-0	0-0-0	0-0-0		OVERALL		0-0-0		0-0-0		9-31-0		
6-14-0	0-0-0	0-0-0		HOME		0-0-0		0-0-0		6-14-0		
2-15-0	0-0-0	0-0-0		AWAY		0-0-0		0-0-0		2-12-0		
1-2-0	0-0-0	0-0-0		NEUTRAL		0-0-0		0-0-0		1-2-0		
<hr/>												
3-19-0	0-0-0	0-0-0		NON-CONFERENCE		0-0-0		0-0-0		3-19-0		
1-9-0	0-0-0	0-0-0		HOME		0-0-0		0-0-0		1-9-0		
1-8-0	0-0-0	0-0-		AWAY		0-0-0		0-0-0		1-8-0		
1-2-0	0-0-0	0-0-0		NEUTRAL		0-0-0		0-0-0		1-2-0		
<hr/>												
6-12-0	0-0-0	0-0-0		CONFERENCE		0-0-0		0-0-0		6-12-0		
5-5-0	0-0-0	0-0-0		HOME		0-0-0		0-0-0		5-5-0		
1-7-0	0-0-0	0-0-0		AWAY		0-0-0		0-0-0		1-7-0		
0-0-0	0-0-0	0-0-0		NEUTRAL		0-0-0		0-0-0		0-0-0		
<hr/>												
RPI	S	Opponent	Score	RPI	S	Opponent	Score	RPI	S	Opponent	Score	
								187	H	Georgetown	4	5
								208	A	UMBC	7	9
								208	A	UMBC	3	12
								229	H	Hofstra	4	17
								229	H	Hofstra	0	15
								229	H	Hofstra	0	17
								234	A	Georgia St.	0	17
								234	A	Georgia St.	0	13
								234	A	Georgia St.	4	22
								234	A	Georgia St.	0	12
								238	A	Towson	7	8
								247	H	NJIT	4	5
								247	H	NJIT	2	9
								247	H	NJIT	2	3
								251	H	Fairleigh Dickinson	24	35
								251	H	Fairleigh Dickinson	15	8
								260	A	Lehigh	4	10
								272	N	NYIT	10	4
								272	N	NYIT	2	5
								272	N	NYIT	7	14
								284	A	Norfolk St.	1	4
								284	A	Norfolk St.	0	2
								208	A	UMBC	7	9
								284	A	Norfolk St.	1	4
								284	A	Norfolk St.	0	2
								284	A	Norfolk St.	0	10
								284	A	Norfolk St.	0	12
296	H	Mt. St. Mary's	6	16								
								284	A	Norfolk St.	0	10
								251	H	Fairleigh Dickinson	24	35
								284	H	Norfolk St.	11	7
								251	H	Fairleigh Dickinson	15	8
								284	H	Norfolk St.	3	6
								284	H	Norfolk St.	2	12
								292	A	Delaware St.	4	14

**Non-Div. I Games:**

Coppin St.

Coppin St.

292 A Delaware St.	9	10
292 A Delaware St.	4	5

Through Games Of April 28, 2016

RPI	S	Opponent	Score	
292	A	Delaware St.	9	10
292	A	Delaware St.	4	5
292	H	Delaware St.	3	0
292	H	Delaware St.	6	14
292	H	Delaware St.	5	15
293	A	UMES	3	1
293	A	UMES	3	4
293	H	UMES	12	6
293	H	UMES	3	7
293	H	UMES	16	4
293	H	UMES	3	1
296	A	Mt. St. Mary's	12	9
296	H	Mt. St. Mary's	6	16

Coppin St.

C  
o  
p  
p  
i  
n  
s  
t  
.

C  
o  
p  
p  
i  
n  
s  
t  
.