

Average RPI Win:		90	WON-LOST RECORD		WINNING PCT. RANK		LAST 15 GAMES		STRENGTH OF SCHEDULE		OPP. STRENGTH OF SCHEDULE		TEAM RPI	ADJ RPI		CONF. RPI	ADJ CONF. RPI						
DIV. I ONLY			36-6-0		.85714		1	12-3-0	3		5		1	.65659		1	1	1					
DIV. I NON-CONF.			23-1-0		.95833		1	3-0-0	11		23		1	.67123		1	2	2					
TOTALS		RPI 1-25		RPI 26-50		W-L RECORDS		RPI 51-100		RPI 101-150		RPI 150+											
36-6-0		11-4-0		2-2-0		OVERALL		13-0-0		2-0-0		8-0-0											
25-3-0		7-3-0		1-0-0		HOME		9-0-0		1-0-0		7-0-0											
9-3-0		3-1-0		1-2-0		AWAY		4-0-0		1-0-0		0-0-0											
2-0-0		1-0-0		0-0-0		NEUTRAL		0-0-0		0-0-0		1-0-0											
23-1-0		5-1-0		1-0-0		NON-CONFERENCE		7-0-0		2-0-0		8-0-0											
16-0-0		1-0-0		1-0-0		HOME		6-0-0		1-0-0		7-0-0											
5-1-0		3-1-0		0-0-		AWAY		1-0-0		1-0-0		0-0-0											
2-0-0		1-0-0		0-0-0		NEUTRAL		0-0-0		0-0-0		1-0-0											
13-5-0		6-3-0		1-2-0		CONFERENCE		6-0-0		0-0-0		0-0-0											
9-3-0		6-3-0		0-0-0		HOME		3-0-0		0-0-0		0-0-0											
4-2-0		0-0-0		1-2-0		AWAY		3-0-0		0-0-0		0-0-0											
0-0-0		0-0-0		0-0-0		NEUTRAL		0-0-0		0-0-0		0-0-0											
RPI	S	Opponent		Score		RPI	S	Opponent		Score		RPI	S	Opponent		Score		RPI	S	Opponent		Score	
4	H	Texas A&M		7	4	34	H	Fla. Atlantic		2	1	60	H	Jacksonville		7	2	118	A	UCF		9	5
4	H	Texas A&M		7	2	37	A	Kentucky		4	7	60	H	Jacksonville		3	1	118	H	UCF		4	0
4	H	Texas A&M		10	7	37	A	Kentucky		4	5	64	A	North Florida		6	2	178	H	Eastern Mich.		12	4
5	A	Miami (FL)		7	3	37	A	Kentucky		12	5	64	H	North Florida		5	4	178	N	Eastern Mich.		8	7
5	A	Miami (FL)		5	0							85	A	Arkansas		12	8	228	H	Harvard		3	1
5	A	Miami (FL)		3	5							85	A	Arkansas		9	2	228	H	Harvard		16	5
6	A	Florida St.		8	2							85	A	Arkansas		8	2	228	H	Harvard		9	2
6	H	Florida St.		6	0							95	H	FGCU		4	2	233	H	Dartmouth		8	6
6	N	Florida St.		3	2							95	H	FGCU		8	4	233	H	Dartmouth		4	3
12	H	Mississippi St.		4	10							95	H	FGCU		12	3	233	H	Dartmouth		7	0
12	H	Mississippi St.		8	2							96	H	Missouri		7	5						
12	H	Mississippi St.		1	2							96	H	Missouri		4	3						
24	H	Georgia		1	2							96	H	Missouri		6	2						
24	H	Georgia		6	0																		
24	H	Georgia		4	1																		
LAST 15 GAMES																							
24	H	Georgia		4	1	6	A	Florida St.		8	2												
24	H	Georgia		6	0	12	H	Mississippi St.		1	2												
24	H	Georgia		1	2	12	H	Mississippi St.		4	10												
60	H	Jacksonville		3	1																		
85	A	Arkansas		8	2																		

Non-Div. I Games:

Florida

85	A	Arkansas	9	2
85	A	Arkansas	12	8

F  
l  
o  
r  
i  
d  
a

F  
l  
o  
r  
i  
d  
a

Average RPI Win:	99	WON-LOST RECORD	WINNING PCT. RANK	LAST 15 GAMES	STRENGTH OF SCHEDULE	OPP. STRENGTH OF SCHEDULE	TEAM RPI	ADJ RPI	CONF. RPI	ADJ CONF. RPI		
DIV. I ONLY		31-9-0	.775	6	11-4-0	16	2	2	.62885	2	2	2
DIV. I NON-CONF.		17-2-0	.89474	5	3-0-0	100	22	4	.62567	4	1	1
<hr/>												
TOTALS	RPI 1-25	RPI 26-50		W-L RECORDS		RPI 51-100		RPI 101-150		RPI 150+		
31-9-0	8-7-0	6-2-0		OVERALL		3-0-0		5-0-0		9-0-0		
24-1-0	5-1-0	4-0-0		HOME		2-0-0		5-0-0		8-0-0		
7-8-0	3-6-0	2-2-0		AWAY		1-0-0		0-0-0		1-0-0		
0-0-0	0-0-0	0-0-0		NEUTRAL		0-0-0		0-0-0		0-0-0		
17-2-0	1-2-0	2-0-0		NON-CONFERENCE		3-0-0		5-0-0		6-0-0		
13-0-0	0-0-0	1-0-0		HOME		2-0-0		5-0-0		5-0-0		
4-2-0	1-2-0	1-0-		AWAY		1-0-0		0-0-0		1-0-0		
0-0-0	0-0-0	0-0-0		NEUTRAL		0-0-0		0-0-0		0-0-0		
14-7-0	7-5-0	4-2-0		CONFERENCE		0-0-0		0-0-0		3-0-0		
11-1-0	5-1-0	3-0-0		HOME		0-0-0		0-0-0		3-0-0		
3-6-0	2-4-0	1-2-0		AWAY		0-0-0		0-0-0		0-0-0		
0-0-0	0-0-0	0-0-0		NEUTRAL		0-0-0		0-0-0		0-0-0		
RPI	S	Opponent	Score	RPI	S	Opponent	Score	RPI	S	Opponent	Score	
5	A	Miami (FL)	3 6	37	A	Kentucky	9 6	72	H	Wright St.	9 1	
5	A	Miami (FL)	4 3	37	H	Kentucky	7 6	77	A	Western Ky.	17 0	
5	A	Miami (FL)	4 8	38	H	Notre Dame	4 3	77	H	Western Ky.	14 2	
6	A	Florida St.	5 16	38	H	Notre Dame	1 0					
6	A	Florida St.	7 12	38	H	Notre Dame	8 2					
6	A	Florida St.	7 1	50	A	Boston College	6 2					
7	A	Ole Miss	2 4	50	A	Boston College	1 6					
7	A	Ole Miss	4 0	50	A	Boston College	1 2					
7	A	Ole Miss	5 6									
11	H	Clemson	7 2									
11	H	Clemson	9 8									
11	H	Clemson	15 2									
23	H	Virginia	3 6									
23	H	Virginia	11 4									
23	H	Virginia	15 0									
				LAST 15 GAMES								
				50	A	Boston College	6 2	77	H	Western Ky.	14 2	
				50	A	Boston College	1 2	6	A	Florida St.	5 16	
				50	A	Boston College	1 6	6	A	Florida St.	7 1	
				37	H	Kentucky	7 6					
				11	H	Clemson	9 8					

Non-Div. I Games:

Louisville

11	H	Clemson	7	2
11	H	Clemson	15	2

L  
o  
u  
i  
s  
v  
i  
l  
l  
e

L  
o  
u  
i  
s  
v  
i  
l  
l  
e

S  
o  
u  
t  
h  
C  
a  
r  
o  
l  
i  
n  
a

South Carolina

24 A Georgia	4	13
24 A Georgia	3	1

S  
o  
u  
t  
h  
C  
a  
r  
o  
l  
l  
i  
n  
a

S  
o  
u  
t  
h  
C  
a  
r  
o  
l  
l  
i  
n  
a

Average RPI Win:		114	WON-LOST RECORD		WINNING PCT. RANK		LAST 15 GAMES		STRENGTH OF SCHEDULE		OPP. STRENGTH OF SCHEDULE		TEAM RPI		ADJ RPI		CONF. RPI		ADJ CONF. RPI					
DIV. I ONLY			33-8-0		.80488		3		11-4-0		41		6		4		.61846		4		1		1	
DIV. I NON-CONF.			21-2-0		.91304		2		3-1-0		175		101		9		.60431		9		2		2	
TOTALS		RPI 1-25		RPI 26-50				W-L RECORDS				RPI 51-100				RPI 101-150				RPI 150+				
33-8-0		8-5-0		3-1-0				OVERALL				4-0-0				7-2-0				11-0-0				
25-2-0		5-1-0		3-1-0				HOME				3-0-0				3-0-0				11-0-0				
8-6-0		3-4-0		0-0-0				AWAY				1-0-0				4-2-0				0-0-0				
0-0-0		0-0-0		0-0-0				NEUTRAL				0-0-0				0-0-0				0-0-0				
21-2-0		0-1-0		1-0-0				NON-CONFERENCE				4-0-0				5-1-0				11-0-0				
18-0-0		0-0-0		1-0-0				HOME				3-0-0				3-0-0				11-0-0				
3-2-0		0-1-0		0-0-				AWAY				1-0-0				2-1-0				0-0-0				
0-0-0		0-0-0		0-0-0				NEUTRAL				0-0-0				0-0-0				0-0-0				
12-6-0		8-4-0		2-1-0				CONFERENCE				0-0-0				2-1-0				0-0-0				
7-2-0		5-1-0		2-1-0				HOME				0-0-0				0-0-0				0-0-0				
5-4-0		3-3-0		0-0-0				AWAY				0-0-0				2-1-0				0-0-0				
0-0-0		0-0-0		0-0-0				NEUTRAL				0-0-0				0-0-0				0-0-0				
RPI	S	Opponent		Score		RPI	S	Opponent		Score		RPI	S	Opponent		Score		RPI	S	Opponent		Score		
1	A	Florida		2	7	41	H	Northwestern St.		7	6	78	A	Houston		7	2	102	H	Texas		5	4	
1	A	Florida		7	10	48	H	Alabama		4	7	79	H	Fresno St.		12	1	109	H	UT Arlington		7	3	
1	A	Florida		4	7	48	H	Alabama		2	1	79	H	Fresno St.		3	2	112	A	Pepperdine		5	7	
12	A	Mississippi St.		10	5	48	H	Alabama		4	3	79	H	Fresno St.		4	3	112	A	Pepperdine		4	0	
12	A	Mississippi St.		10	3													112	A	Pepperdine		6	0	
12	A	Mississippi St.		10	6													115	A	Auburn		12	10	
17	H	LSU		3	1													115	A	Auburn		12	8	
17	H	LSU		2	3													115	A	Auburn		7	9	
17	H	LSU		6	1													142	H	SFA		21	1	
20	A	Rice		3	4													157	H	Texas St.		14	1	
24	H	Georgia		15	1													182	H	Houston Baptist		3	2	
24	H	Georgia		5	0													204	H	Yale		10	2	
24	H	Georgia		10	2													204	H	Yale		13	0	
																		204	H	Yale		12	5	
																		205	H	Abilene Christian		10	4	
																		227	H	Hofstra		5	0	
																		227	H	Hofstra		15	4	
																		227	H	Hofstra		5	2	
																		231	H	A&M-Corpus Christi		13	3	
																		297	H	Prairie View		11	0	
						LAST 15 GAMES																		
						109	H	UT Arlington		7	3	12	A	Mississippi St.		10	3							
						48	H	Alabama		2	1	205	H	Abilene Christian		10	4							
						48	H	Alabama		4	7	24	H	Georgia		10	2							
						48	H	Alabama		4	3													
						157	H	Texas St.		14	1													

Non-Div. I Games:

Texas A&amp;M

12 A Mississippi St.	10	5
12 A Mississippi St.	10	6

T  
e  
x  
a  
s  
A  
&  
M

T  
e  
x  
a  
s  
A  
&  
M



Average RPI Win:		91	WON-LOST RECORD		WINNING PCT. RANK		LAST 15 GAMES		STRENGTH OF SCHEDULE		OPP. STRENGTH OF SCHEDULE		TEAM RPI		ADJ RPI		CONF. RPI		ADJ CONF. RPI					
DIV. I ONLY			28-8-0		.77778		5		0-0-0		15		1		5		.61535		5		2		2	
DIV. I NON-CONF.			14-3-0		.82353		11		0-0-0		49		4		11		.59706		11		1		1	
TOTALS		RPI 1-25		RPI 26-50		W-L RECORDS		RPI 51-100		RPI 101-150		RPI 150+												
28-8-0		10-5-0		1-1-0		OVERALL		7-1-0		2-0-0		8-1-0												
21-6-0		10-5-0		0-1-0		HOME		4-0-0		1-0-0		6-0-0												
7-2-0		0-0-0		1-0-0		AWAY		3-1-0		1-0-0		2-1-0												
0-0-0		0-0-0		0-0-0		NEUTRAL		0-0-0		0-0-0		0-0-0												
14-3-0		1-2-0		0-1-0		NON-CONFERENCE		5-0-0		2-0-0		6-0-0												
12-3-0		1-2-0		0-1-0		HOME		4-0-0		1-0-0		6-0-0												
2-0-0		0-0-0		0-0-		AWAY		1-0-0		1-0-0		0-0-0												
0-0-0		0-0-0		0-0-0		NEUTRAL		0-0-0		0-0-0		0-0-0												
14-5-0		9-3-0		1-0-0		CONFERENCE		2-1-0		0-0-0		2-1-0												
9-3-0		9-3-0		0-0-0		HOME		0-0-0		0-0-0		0-0-0												
5-2-0		0-0-0		1-0-0		AWAY		2-1-0		0-0-0		2-1-0												
0-0-0		0-0-0		0-0-0		NEUTRAL		0-0-0		0-0-0		0-0-0												
RPI	S	Opponent		Score		RPI	S	Opponent		Score		RPI	S	Opponent		Score		RPI	S	Opponent		Score		
1	H	Florida		0	5	34	H	Fla. Atlantic		3	4	61	A	Duke		9	0	118	A	UCF		5	2	
1	H	Florida		5	3	38	A	Notre Dame		10	2	61	A	Duke		14	2	118	H	UCF		8	4	
1	H	Florida		3	7							61	A	Duke		5	12	156	H	Stetson		4	2	
2	H	Louisville		8	4							73	H	Rutgers		4	1	192	A	Virginia Tech		3	14	
2	H	Louisville		6	3							73	H	Rutgers		2	0	192	A	Virginia Tech		7	2	
2	H	Louisville		3	4							73	H	Rutgers		8	1	192	A	Virginia Tech		11	6	
11	H	Clemson		9	8							95	A	FGCU		4	0	199	H	Bethune-Cookman		5	4	
11	H	Clemson		5	4							95	H	FGCU		6	2	208	H	Manhattan		10	0	
11	H	Clemson		10	5													208	H	Manhattan		14	4	
14	H	North Carolina		10	4													208	H	Manhattan		7	4	
14	H	North Carolina		7	3													267	H	Maine		6	2	
14	H	North Carolina		7	4																			
23	H	Virginia		5	6																			
23	H	Virginia		9	2																			
23	H	Virginia		3	7																			
LAST 15 GAMES																								
23	H	Virginia		3	7	118	H	UCF		8	4													
23	H	Virginia		9	2	38	A	Notre Dame		10	2													
23	H	Virginia		5	6	95	A	FGCU		4	0													
34	H	Fla. Atlantic		3	4																			
61	A	Duke		9	0																			

Non-Div. I Games: St. Thomas (FL) 7 6 Nova Southeastern 8 3

Miami (FL)

61	A	Duke	5	12
61	A	Duke	14	2

M  
i  
a  
m  
i  
(  
F  
L  
)

M  
i  
a  
m  
i  
(  
F  
L  
)

Average RPI Win: 85		WON-LOST	WINNING	LAST 15	STRENGTH OF		OPP. STRENGTH	TEAM	ADJ	CONF.	ADJ CONF.
Average RPI Loss: 35		RECORD	PCT. RANK	GAMES	SCHEDULE		OF SCHEDULE	RPI	RPI	RPI	RPI
DIV. I ONLY		28-11-0	.71795	24	1-1-0		2	9	6	.61417	6
DIV. I NON-CONF.		15-7-0	.68182	52	1-1-0		19	27	37	.56652	37
TOTALS		RPI 1-25	RPI 26-50		W-L RECORDS		RPI 51-100		RPI 101-150		RPI 150+
28-11-0		7-5-0	7-3-0		OVERALL		2-2-0		5-0-0		7-1-0
23-6-0		7-3-0	3-0-0		HOME		2-2-0		5-0-0		6-1-0
5-4-0		0-1-0	4-3-0		AWAY		0-0-0		0-0-0		1-0-0
0-1-0		0-1-0	0-0-0		NEUTRAL		0-0-0		0-0-0		0-0-0
15-7-0		1-4-0	0-0-0		NON-CONFERENCE		2-2-0		5-0-0		7-1-0
14-5-0		1-2-0	0-0-0		HOME		2-2-0		5-0-0		6-1-0
1-1-0		0-1-0	0-0-		AWAY		0-0-0		0-0-0		1-0-0
0-1-0		0-1-0	0-0-0		NEUTRAL		0-0-0		0-0-0		0-0-0
13-4-0		6-1-0	7-3-0		CONFERENCE		0-0-0		0-0-0		0-0-0
9-1-0		6-1-0	3-0-0		HOME		0-0-0		0-0-0		0-0-0
4-3-0		0-0-0	4-3-0		AWAY		0-0-0		0-0-0		0-0-0
0-0-0		0-0-0	0-0-0		NEUTRAL		0-0-0		0-0-0		0-0-0
RPI S	Opponent	Score		RPI S	Opponent	Score		RPI S	Opponent	Score	
1 A	Florida	0	6	30 A	Wake Forest	0	9	53 H	Col. of Charleston	1	2
1 H	Florida	2	8	30 A	Wake Forest	2	4	53 H	Col. of Charleston	8	3
1 N	Florida	2	3	30 A	Wake Forest	13	8	53 H	Col. of Charleston	11	2
2 H	Louisville	12	7	33 A	Pittsburgh	2	5	60 H	Jacksonville	3	7
2 H	Louisville	1	7	33 A	Pittsburgh	10	2				
2 H	Louisville	16	5	33 A	Pittsburgh	17	4				
8 H	North Carolina St.	8	5	38 H	Notre Dame	11	6				
16 H	Texas Tech	10	1	38 H	Notre Dame	12	6				
16 H	Texas Tech	4	8	38 H	Notre Dame	7	6				
22 H	Georgia Tech	8	2	50 A	Boston College	3	0				
22 H	Georgia Tech	14	9								
22 H	Georgia Tech	8	3								
LAST 15 GAMES											
16 H	Texas Tech	4	8	30 A	Wake Forest	2	4				
16 H	Texas Tech	10	1	30 A	Wake Forest	13	8				
38 H	Notre Dame	11	6	30 A	Wake Forest	0	9				
38 H	Notre Dame	7	6								
38 H	Notre Dame	12	6								
RPI S	Opponent	Score		RPI S	Opponent	Score		RPI S	Opponent	Score	
118 H	UCF	7	2								
118 H	UCF	5	4								
136 H	Rhode Island	8	1								
136 H	Rhode Island	23	4								
136 H	Rhode Island	19	1								
154 H	St. John's (NY)	9	2								
154 H	St. John's (NY)	16	4								
154 H	St. John's (NY)	1	5								
156 H	Stetson	8	6								
156 H	Stetson	8	5								
177 A	South Fla.	12	4								
234 H	Toledo	3	2								
245 H	Villanova	11	10								

Non-Div. I Games:

Florida St.

156	H	Stetson	8	6
156	H	Stetson	8	5

F  
l  
o  
r  
i  
d  
a  
S  
t  
.

F  
l  
o  
r  
i  
d  
a  
S  
t  
.

Average RPI Win: 113		WON-LOST	WINNING	LAST 15	STRENGTH OF		OPP. STRENGTH	TEAM	ADJ	CONF.	ADJ CONF.
Average RPI Loss: 20		RECORD	PCT. RANK	GAMES	SCHEDULE		OF SCHEDULE	RPI	RPI	RPI	RPI
DIV. I ONLY		31-11-0	.7381	15	10-5-0		7	11	7	.61278	7
DIV. I NON-CONF.		21-2-0	.91304	2	2-1-0		29	51	2	.6339	2
TOTALS		RPI 1-25	RPI 26-50		W-L RECORDS		RPI 51-100		RPI 101-150		RPI 150+
31-11-0		5-8-0	3-2-0		OVERALL		5-1-0		10-0-0		8-0-0
20-5-0		2-5-0	2-0-0		HOME		3-0-0		7-0-0		6-0-0
8-5-0		2-2-0	1-2-0		AWAY		2-1-0		2-0-0		1-0-0
3-1-0		1-1-0	0-0-0		NEUTRAL		0-0-0		1-0-0		1-0-0
21-2-0		4-2-0	2-0-0		NON-CONFERENCE		0-0-0		7-0-0		8-0-0
14-2-0		2-2-0	2-0-0		HOME		0-0-0		4-0-0		6-0-0
4-0-0		1-0-0	0-0-		AWAY		0-0-0		2-0-0		1-0-0
3-0-0		1-0-0	0-0-0		NEUTRAL		0-0-0		1-0-0		1-0-0
10-9-0		1-6-0	1-2-0		CONFERENCE		5-1-0		3-0-0		0-0-0
6-3-0		0-3-0	0-0-0		HOME		3-0-0		3-0-0		0-0-0
4-5-0		1-2-0	1-2-0		AWAY		2-1-0		0-0-0		0-0-0
0-1-0		0-1-0	0-0-0		NEUTRAL		0-0-0		0-0-0		0-0-0
RPI S	Opponent	Score		RPI S	Opponent	Score		RPI S	Opponent	Score	
2 H	Louisville	6	5	39 H	Southeast Mo. St.	6	4	55 A	Tennessee	2	3
2 H	Louisville	0	4	39 H	Southeast Mo. St.	10	2	55 A	Tennessee	6	4
2 H	Louisville	4	2	48 A	Alabama	0	2	55 A	Tennessee	10	7
3 H	South Carolina	0	4	48 A	Alabama	2	7	85 H	Arkansas	7	3
3 H	South Carolina	5	9	48 A	Alabama	4	0	85 H	Arkansas	14	9
3 H	South Carolina	1	5					85 H	Arkansas	8	7
10 A	Coastal Caro.	8	2								
12 A	Mississippi St.	1	3								
12 A	Mississippi St.	2	6								
12 A	Mississippi St.	8	5								
12 N	Mississippi St.	0	2								
18 H	Southern Miss.	1	5								
18 N	Southern Miss.	6	2								
				LAST 15 GAMES							
				12 N	Mississippi St.	0	2	48 A	Alabama	4	0
				115 H	Auburn	6	5	18 H	Southern Miss.	1	5
				115 H	Auburn	7	4	85 H	Arkansas	8	7
				115 H	Auburn	6	4				
				207 H	Murray St.	8	3				

Non-Div. I Games:

Ole Miss

48 A Alabama	2	7
48 A Alabama	0	2

O  
l  
e  
M  
i  
s  
s

O  
l  
e  
M  
i  
s  
s

Average RPI Win:	100	WON-LOST RECORD	WINNING PCT. RANK	LAST 15 GAMES	STRENGTH OF SCHEDULE	OPP. STRENGTH OF SCHEDULE	TEAM RPI	ADJ RPI	CONF. RPI	ADJ CONF. RPI					
DIV. I ONLY		29-11-0	.725	21	12-3-0	6	59	8	.60836	8	2	2			
DIV. I NON-CONF.		19-5-0	.79167	17	5-1-0	21	159	8	.60452	8	1	1			
<hr/>															
TOTALS	RPI 1-25	RPI 26-50		W-L RECORDS		RPI 51-100		RPI 101-150		RPI 150+					
29-11-0	5-3-0	10-5-0		OVERALL		3-2-0		2-1-0		9-0-0					
19-5-0	0-0-0	9-3-0		HOME		2-1-0		2-1-0		6-0-0					
8-5-0	5-3-0	0-2-0		AWAY		0-0-0		0-0-0		3-0-0					
2-1-0	0-0-0	1-0-0		NEUTRAL		1-1-0		0-0-0		0-0-0					
19-5-0	1-0-0	4-2-0		NON-CONFERENCE		3-2-0		2-1-0		9-0-0					
13-2-0	0-0-0	3-0-0		HOME		2-1-0		2-1-0		6-0-0					
4-2-0	1-0-0	0-0-		AWAY		0-0-0		0-0-0		3-0-0					
2-1-0	0-0-0	1-0-0		NEUTRAL		1-1-0		0-0-0		0-0-0					
10-6-0	4-3-0	6-3-0		CONFERENCE		0-0-0		0-0-0		0-0-0					
6-3-0	0-0-0	6-3-0		HOME		0-0-0		0-0-0		0-0-0					
4-3-0	4-3-0	0-0-0		AWAY		0-0-0		0-0-0		0-0-0					
0-0-0	0-0-0	0-0-0		NEUTRAL		0-0-0		0-0-0		0-0-0					
RPI	S	Opponent	Score	RPI	S	Opponent	Score	RPI	S	Opponent	Score	RPI	S	Opponent	Score
6	A	Florida St.	5 8	28	A	East Carolina	3 15	62	N	Old Dominion	0 5	103	H	Indiana St.	8 3
10	A	Coastal Caro.	13 10	28	H	East Carolina	6 1	72	H	Wright St.	8 10	103	H	Indiana St.	7 11
22	A	Georgia Tech	15 6	29	A	UNCW	4 6	72	H	Wright St.	8 4	113	H	Morehead St.	7 5
22	A	Georgia Tech	8 3	29	H	UNCW	5 2	72	H	Wright St.	6 1	160	A	Charlotte	7 1
22	A	Georgia Tech	7 16	30	H	Wake Forest	6 1	81	N	Kent St.	7 5	160	H	Charlotte	7 3
23	A	Virginia	5 2	30	H	Wake Forest	3 2					196	H	Fairfield	4 2
23	A	Virginia	8 7	30	H	Wake Forest	11 7					196	H	Fairfield	4 0
23	A	Virginia	3 5	38	H	Notre Dame	9 1					198	A	Elon	23 3
				38	H	Notre Dame	4 8					223	H	Niagara	7 1
				38	H	Notre Dame	16 6					281	H	Bucknell	5 2
				42	H	UNCG	8 4					286	A	N.C. A&T	9 1
				48	N	Alabama	2 1					286	H	N.C. A&T	25 1
				50	H	Boston College	0 1								
				50	H	Boston College	3 2								
				50	H	Boston College	0 7								
<hr/>															
LAST 15 GAMES															
				28	H	East Carolina	6 1	198	A	Elon	23 3				
				286	H	N.C. A&T	25 1	30	H	Wake Forest	6 1				
				286	A	N.C. A&T	9 1	30	H	Wake Forest	3 2				
				28	A	East Carolina	3 15								
				22	A	Georgia Tech	7 16								

Non-Div. I Games:

North Carolina St.

22 A Georgia Tech	15	6
22 A Georgia Tech	8	3

N  
o  
r  
t  
h  
C  
a  
r  
o  
l  
i  
n  
a  
S  
t  
.

N  
o  
r  
t  
h  
C  
a  
r  
o  
l  
i  
n  
a  
S  
t  
.



U  
C  
S  
a  
n  
t  
a  
B  
a  
r  
b  
a  
r  
a

UC Santa Barbara

[illegible]

Average RPI Win:		120	WON-LOST RECORD		WINNING PCT. RANK		LAST 15 GAMES		STRENGTH OF SCHEDULE		OPP. STRENGTH OF SCHEDULE		TEAM RPI	ADJ RPI		CONF. RPI	ADJ CONF. RPI										
DIV. I ONLY			31-11-0		.7381		15		13-2-0		14		68		10	.59734		10	15	16							
DIV. I NON-CONF.			18-9-0		.66667		55		3-1-0		9		13		24	.58053		24	19	19							
TOTALS		RPI 1-25		RPI 26-50		W-L RECORDS		RPI 51-100		RPI 101-150		RPI 150+															
31-11-0		2-3-0		3-2-0		OVERALL		9-4-0		5-2-0		12-0-0															
24-7-0		1-2-0		2-2-0		HOME		9-2-0		3-1-0		9-0-0															
7-4-0		1-1-0		1-0-0		AWAY		0-2-0		2-1-0		3-0-0															
0-0-0		0-0-0		0-0-0		NEUTRAL		0-0-0		0-0-0		0-0-0															
18-9-0		2-3-0		3-2-0		NON-CONFERENCE		7-3-0		0-1-0		6-0-0															
16-6-0		1-2-0		2-2-0		HOME		7-1-0		0-1-0		6-0-0															
2-3-0		1-1-0		1-0-		AWAY		0-2-0		0-0-0		0-0-0															
0-0-0		0-0-0		0-0-0		NEUTRAL		0-0-0		0-0-0		0-0-0															
13-2-0		0-0-0		0-0-0		CONFERENCE		2-1-0		5-1-0		6-0-0															
8-1-0		0-0-0		0-0-0		HOME		2-1-0		3-0-0		3-0-0															
5-1-0		0-0-0		0-0-0		AWAY		0-0-0		2-1-0		3-0-0															
0-0-0		0-0-0		0-0-0		NEUTRAL		0-0-0		0-0-0		0-0-0															
RPI	S	Opponent		Score		RPI	S	Opponent		Score		RPI	S	Opponent		Score		RPI	S	Opponent		Score					
3	A	South Carolina		2	4	29	A	UNCW		6	4	53	A	Col. of Charleston		4	9	125	H	Cincinnati		7	10				
7	H	Ole Miss		2	8	30	H	Wake Forest		0	11	53	A	Col. of Charleston		2	4	134	H	Gardner-Webb		16	4				
8	H	North Carolina St.		10	13	30	H	Wake Forest		7	6	53	H	Col. of Charleston		5	3	134	H	Gardner-Webb		10	4				
14	A	North Carolina		6	3	42	H	UNCG		7	4	53	H	Col. of Charleston		9	5	134	H	Gardner-Webb		10	6				
23	H	Virginia		5	4	42	H	UNCG		2	4	54	H	High Point		2	5	146	A	Longwood		2	5				
												54	H	High Point		17	5	146	A	Longwood		7	2				
												54	H	High Point		4	0	146	A	Longwood		11	2				
												61	H	Duke		10	6	156	H	Stetson		17	5				
												87	H	Illinois		10	4	156	H	Stetson		12	2				
												87	H	Illinois		12	4	156	H	Stetson		11	2				
												98	H	Ohio St.		4	6	165	H	Ball St.		12	5				
												98	H	Ohio St.		3	2	172	H	Presbyterian		4	2				
												99	H	Marshall		9	3	172	H	Presbyterian		12	3				
																		172	H	Presbyterian		5	2				
																		211	A	Radford		7	4				
																		211	A	Radford		7	2				
																		211	A	Radford		13	6				
																		220	H	The Citadel		4	3				
																		251	H	Appalachian St.		17	2				
						LAST 15 GAMES																					
						54 H High Point						17	5	172 H Presbyterian						5	2						
						54 H High Point						2	5	53 H Col. of Charleston						5	3						
						54 H High Point						4	0	211 A Radford						7	2						
						53 H Col. of Charleston						9	5														
						14 A North Carolina						6	3														

Non-Div. I Games:

Coastal Caro.

172 H Presbyterian	12	3
172 H Presbyterian	4	2

C  
o  
a  
s  
t  
a  
l  
C  
a  
r  
o  
.

C  
o  
a  
s  
t  
a  
l  
C  
a  
r  
o  
.

Average RPI Win: 109		WON-LOST RECORD		WINNING PCT. RANK		LAST 15 GAMES		STRENGTH OF SCHEDULE		OPP. STRENGTH OF SCHEDULE		TEAM RPI		ADJ RPI		CONF. RPI		ADJ CONF. RPI	
DIV. I ONLY		26-14-0		.65 48		7-8-0		13		7		11		.5964 11		2		2	
DIV. I NON-CONF.		17-2-0		.89474 5		3-0-0		134		36		6		.60904 6		1		1	
TOTALS		RPI 1-25		RPI 26-50		W-L RECORDS		RPI 51-100		RPI 101-150		RPI 150+							
26-14-0		5-9-0		7-2-0		OVERALL		1-2-0		3-0-0		10-1-0							
17-4-0		3-2-0		5-1-0		HOME		0-0-0		2-0-0		7-1-0							
8-10-0		1-7-0		2-1-0		AWAY		1-2-0		1-0-0		3-0-0							
1-0-0		1-0-0		0-0-0		NEUTRAL		0-0-0		0-0-0		0-0-0							
17-2-0		4-1-0		0-0-0		NON-CONFERENCE		0-0-0		3-0-0		10-1-0							
11-1-0		2-0-0		0-0-0		HOME		0-0-0		2-0-0		7-1-0							
5-1-0		1-1-0		0-0-		AWAY		0-0-0		1-0-0		3-0-0							
1-0-0		1-0-0		0-0-0		NEUTRAL		0-0-0		0-0-0		0-0-0							
9-12-0		1-8-0		7-2-0		CONFERENCE		1-2-0		0-0-0		0-0-0							
6-3-0		1-2-0		5-1-0		HOME		0-0-0		0-0-0		0-0-0							
3-9-0		0-6-0		2-1-0		AWAY		1-2-0		0-0-0		0-0-0							
0-0-0		0-0-0		0-0-0		NEUTRAL		0-0-0		0-0-0		0-0-0							
RPI	S	Opponent	Score		RPI	S	Opponent	Score		RPI	S	Opponent	Score		RPI	S	Opponent	Score	
2	A	Louisville	2	15	30	A	Wake Forest	13	8	61	A	Duke	3	5	114	A	Western Caro.	10	8
2	A	Louisville	2	7	30	A	Wake Forest	4	6	61	A	Duke	1	2	114	H	Western Caro.	7	6
2	A	Louisville	8	9	30	A	Wake Forest	6	5	61	A	Duke	3	2	127	H	Wofford	7	0
3	A	South Carolina	1	8	33	H	Pittsburgh	5	15						151	A	Furman	9	7
3	H	South Carolina	4	1	33	H	Pittsburgh	14	6						164	H	Winthrop	4	3
3	N	South Carolina	5	0	33	H	Pittsburgh	4	3						172	H	Presbyterian	8	4
5	A	Miami (FL)	4	5	50	H	Boston College	3	2						200	H	James Madison	6	1
5	A	Miami (FL)	8	9	50	H	Boston College	6	2						200	H	James Madison	10	1
5	A	Miami (FL)	5	10	50	H	Boston College	6	1						200	H	James Madison	11	2
22	H	Georgia Tech	8	7											220	A	The Citadel	5	4
22	H	Georgia Tech	1	16											220	A	The Citadel	12	1
22	H	Georgia Tech	5	7											267	H	Maine	9	4
24	A	Georgia	11	6											267	H	Maine	3	4
24	H	Georgia	12	0											267	H	Maine	19	2
LAST 15 GAMES																			
		22	H	Georgia Tech	5	7				114	H	Western Caro.	7	6					
		22	H	Georgia Tech	1	16				61	A	Duke	1	2					
		22	H	Georgia Tech	8	7				61	A	Duke	3	2					
		24	H	Georgia	12	0													
		2	A	Louisville	8	9													

Non-Div. I Games:

Clemson

2 A Louisville	2	7
2 A Louisville	2	15

C  
l  
e  
m  
s  
o  
n

C  
l  
e  
m  
s  
o  
n

Average RPI Win: 109		WON-LOST RECORD		WINNING PCT. RANK		LAST 15 GAMES		STRENGTH OF SCHEDULE		OPP. STRENGTH OF SCHEDULE		TEAM RPI		ADJ RPI		CONF. RPI		ADJ CONF. RPI	
DIV. I ONLY		28-13-1		.67857 36		9-6-0		5		16		12		.59499 12		1		1	
DIV. I NON-CONF.		17-5-1		.76087 26		3-0-0		194		150		79		.53778 79		2		2	
TOTALS		RPI 1-25		RPI 26-50		W-L RECORDS		RPI 51-100		RPI 101-150		RPI 150+							
28-13-1		12-8-0		1-2-0		OVERALL		3-2-0		2-0-1		10-1-0							
18-9-0		4-5-0		1-2-0		HOME		3-1-0		0-0-0		10-1-0							
7-4-0		6-3-0		0-0-0		AWAY		0-1-0		1-0-0		0-0-0							
3-0-1		2-0-0		0-0-0		NEUTRAL		0-0-0		1-0-1		0-0-0							
17-5-1		1-0-0		1-2-0		NON-CONFERENCE		3-2-0		2-0-1		10-1-0							
14-4-0		0-0-0		1-2-0		HOME		3-1-0		0-0-0		10-1-0							
1-1-0		0-0-0		0-0-		AWAY		0-1-0		1-0-0		0-0-0							
2-0-1		1-0-0		0-0-0		NEUTRAL		0-0-0		1-0-1		0-0-0							
11-8-0		11-8-0		0-0-0		CONFERENCE		0-0-0		0-0-0		0-0-0							
4-5-0		4-5-0		0-0-0		HOME		0-0-0		0-0-0		0-0-0							
6-3-0		6-3-0		0-0-0		AWAY		0-0-0		0-0-0		0-0-0							
1-0-0		1-0-0		0-0-0		NEUTRAL		0-0-0		0-0-0		0-0-0							
RPI	S	Opponent		Score		RPI	S	Opponent		Score		RPI	S	Opponent		Score			
1	A	Florida		10	4	34	H	Fla. Atlantic		6	10	70	A	UCLA		1	2		
1	A	Florida		2	8	34	H	Fla. Atlantic		0	4	71	H	Oral Roberts		1	3		
1	A	Florida		2	1	36	H	South Ala.		7	3	100	H	Oregon		5	2		
4	H	Texas A&M		5	10							100	H	Oregon		10	4		
4	H	Texas A&M		6	10							100	H	Oregon		9	3		
4	H	Texas A&M		3	10														
7	H	Ole Miss		3	1														
7	H	Ole Miss		6	2														
7	H	Ole Miss		5	8														
7	N	Ole Miss		2	0														
15	A	Vanderbilt		6	12														
15	A	Vanderbilt		2	1														
15	A	Vanderbilt		5	4														
17	A	LSU		12	8														
17	A	LSU		2	1														
17	A	LSU		8	11														
18	N	Southern Miss.		13	5														
24	H	Georgia		8	11														
24	H	Georgia		3	1														
24	H	Georgia		9	2														
LAST 15 GAMES																			
		7	N	Ole Miss	2	0			4	H	Texas A&M	3	10						
		17	A	LSU	8	11			221	H	Memphis	11	1						
		17	A	LSU	2	1			1	A	Florida	2	1						
		17	A	LSU	12	8													
		148	N	La.-Monroe	1	0													

Non-Div. I Games:

Mississippi St.

4	H	Texas	A&M	5	10
4	H	Texas	A&M	6	10

M  
i  
s  
s  
i  
s  
s  
i  
p  
p  
i  
s  
t  
.

M  
i  
s  
s  
i  
s  
s  
i  
p  
p  
i  
s  
t  
.



Average RPI Win:	117	WON-LOST	WINNING	LAST 15	STRENGTH OF	OPP. STRENGTH	TEAM	ADJ	CONF.	ADJ CONF.		
Average RPI Loss:	72	RECORD	PCT. RANK	GAMES	SCHEDULE	OF SCHEDULE	RPI	RPI	RPI	RPI		
DIV. I ONLY		27-14-0	.65854	40	10-4-0	10	96	13	.59122	13	10	10
DIV. I NON-CONF.		15-8-0	.65217	62	5-2-0	2	52	5	.61399	5	10	11
<hr/>												
TOTALS	RPI 1-25	RPI 26-50		W-L RECORDS		RPI 51-100		RPI 101-150		RPI 150+		
27-14-0	1-4-0	4-1-0		OVERALL		7-4-0		8-4-0		7-1-0		
17-3-0	0-0-0	3-0-0		HOME		4-0-0		4-2-0		6-1-0		
9-8-0	0-1-0	1-1-0		AWAY		3-4-0		4-2-0		1-0-0		
1-3-0	1-3-0	0-0-0		NEUTRAL		0-0-0		0-0-0		0-0-0		
15-8-0	1-4-0	4-1-0		NON-CONFERENCE		5-3-0		3-0-0		2-0-0		
11-0-0	0-0-0	3-0-0		HOME		4-0-0		3-0-0		1-0-0		
3-5-0	0-1-0	1-0-		AWAY		1-3-0		0-0-0		1-0-0		
1-3-0	1-3-0	0-0-0		NEUTRAL		0-0-0		0-0-0		0-0-0		
12-6-0	0-0-0	0-0-0		CONFERENCE		2-1-0		5-4-0		5-1-0		
6-3-0	0-0-0	0-0-0		HOME		0-0-0		1-2-0		5-1-0		
6-3-0	0-0-0	0-0-0		AWAY		2-1-0		4-2-0		0-0-0		
0-0-0	0-0-0	0-0-0		NEUTRAL		0-0-0		0-0-0		0-0-0		
RPI S	Opponent	Score		RPI S	Opponent	Score		RPI S	Opponent	Score		
16 N	Texas Tech	3	5	31 A	Tulane	3	5	58 A	Southeastern La.	5	16	
17 N	LSU	5	8	31 H	Tulane	9	2	58 A	Southeastern La.	5	4	
18 A	Southern Miss.	2	7	41 A	Northwestern St.	10	1	58 H	Southeastern La.	4	1	
19 N	TCU	1	7	41 H	Northwestern St.	4	0	65 A	Louisiana Tech	2	6	
20 N	Rice	4	2	45 H	New Orleans	7	4	76 A	McNeese St.	2	7	
								83 A	Troy	4	2	
								83 A	Troy	8	3	
								83 A	Troy	1	4	
								84 H	Sam Houston St.	2	1	
								84 H	Sam Houston St.	6	2	
								84 H	Sam Houston St.	13	3	

Non-Div. I Games:

La.-Lafayette

58	A	Southeastern La.	5	4
58	A	Southeastern La.	5	16

L  
a  
.  
-  
L  
a  
f  
a  
y  
e  
t  
t  
e

L  
a  
.  
-  
L  
a  
f  
a  
y  
e  
t  
t  
e



10	H	Coastal Caro.	3	6
23	A	Virginia	9	15

N  
o  
r  
t  
h  
C  
a  
r  
o  
l  
i  
n  
a

N  
o  
r  
t  
h  
C  
a  
r  
o  
l  
i  
n  
a

Average RPI Win:	134	WON-LOST RECORD	WINNING PCT. RANK	LAST 15 GAMES	STRENGTH OF SCHEDULE	OPP. STRENGTH OF SCHEDULE	TEAM RPI	ADJ RPI	CONF. RPI	ADJ CONF. RPI	
DIV. I ONLY		31-10-0	.7561 8	1-0-0	82	17	15	.58799 15	1	1	
DIV. I NON-CONF.		21-2-0	.91304 2	1-0-0	259	89	25	.57922 25	2	2	
<hr/>											
TOTALS	RPI 1-25	RPI 26-50		W-L RECORDS		RPI 51-100		RPI 101-150		RPI 150+	
31-10-0	4-5-0	2-1-0		OVERALL		7-3-0		4-1-0		14-0-0	
23-4-0	3-3-0	2-1-0		HOME		1-0-0		4-0-0		13-0-0	
7-6-0	1-2-0	0-0-0		AWAY		6-3-0		0-1-0		0-0-0	
1-0-0	0-0-0	0-0-0		NEUTRAL		0-0-0		0-0-0		1-0-0	
21-2-0	0-0-0	0-0-0		NON-CONFERENCE		3-1-0		4-1-0		14-0-0	
18-0-0	0-0-0	0-0-0		HOME		1-0-0		4-0-0		13-0-0	
2-2-0	0-0-0	0-0-		AWAY		2-1-0		0-1-0		0-0-0	
1-0-0	0-0-0	0-0-0		NEUTRAL		0-0-0		0-0-0		1-0-0	
10-8-0	4-5-0	2-1-0		CONFERENCE		4-2-0		0-0-0		0-0-0	
5-4-0	3-3-0	2-1-0		HOME		0-0-0		0-0-0		0-0-0	
5-4-0	1-2-0	0-0-0		AWAY		4-2-0		0-0-0		0-0-0	
0-0-0	0-0-0	0-0-0		NEUTRAL		0-0-0		0-0-0		0-0-0	
<hr/>											
RPI S	Opponent	Score	RPI S	Opponent	Score	RPI S	Opponent	Score	RPI S	Opponent	Score
3 H	South Carolina	0 4	37 H	Kentucky	3 0	55 A	Tennessee	3 5	130 H	San Diego	8 4
3 H	South Carolina	10 6	37 H	Kentucky	0 3	55 A	Tennessee	1 2	130 H	San Diego	13 6
3 H	South Carolina	6 3	37 H	Kentucky	3 2	55 A	Tennessee	6 0	130 H	San Diego	17 1
12 H	Mississippi St.	12 6				67 H	Austin Peay	8 5	144 A	Middle Tenn.	4 7
12 H	Mississippi St.	4 5				90 A	Stanford	5 2	144 H	Middle Tenn.	7 4
12 H	Mississippi St.	1 2				90 A	Stanford	1 4	170 H	Central Ark.	8 6
17 A	LSU	4 13				90 A	Stanford	4 1	171 H	Xavier	14 3
17 A	LSU	9 7				96 A	Missouri	17 7	171 H	Xavier	5 2
17 A	LSU	2 3				96 A	Missouri	8 6	171 H	Xavier	7 0
						96 A	Missouri	2 0	203 H	Ill.-Chicago	20 8
									203 H	Ill.-Chicago	9 0
									203 H	Ill.-Chicago	6 5
									211 H	Radford	12 0
									211 H	Radford	13 4
									218 N	Belmont	8 2
									222 H	Northern Ill.	9 2
									229 H	Lipscomb	4 3
									266 H	Eastern Ill.	9 1
									270 H	UT Martin	11 6
<hr/>											
LAST 15 GAMES											
67 H	Austin Peay	8 5	37 H	Kentucky	3 0						
55 A	Tennessee	3 5	144 H	Middle Tenn.	7 4						
55 A	Tennessee	1 2	17 A	LSU	9 7						
55 A	Tennessee	6 0									
170 H	Central Ark.	8 6									

**Non-Div. I Games:**

Vanderbilt

37 H Kentucky	0	3
37 H Kentucky	3	2

V  
a  
n  
d  
e  
r  
b  
i  
l  
l  
t

V  
a  
n  
d  
e  
r  
b  
i  
l  
l  
t

Average RPI Win:		104	WON-LOST RECORD		WINNING PCT. RANK	LAST 15 GAMES		STRENGTH OF SCHEDULE		OPP. STRENGTH OF SCHEDULE	TEAM RPI	ADJ RPI	CONF. RPI	ADJ CONF. RPI			
Average RPI Loss:		92															
DIV. I ONLY			31-12-0		.72093	23	11-4-0		45	33	16	.58732	16	5	5		
DIV. I NON-CONF.			19-9-0		.67857	54	7-2-0		25	49	21	.58276	21	5	5		
TOTALS		RPI 1-25		RPI 26-50		W-L RECORDS		RPI 51-100		RPI 101-150		RPI 150+					
31-12-0		2-1-0		4-1-0		OVERALL		7-4-0		11-4-0		7-2-0					
18-6-0		0-0-0		0-0-0		HOME		4-2-0		7-2-0		7-2-0					
11-5-0		1-1-0		4-1-0		AWAY		2-1-0		4-2-0		0-0-0					
2-1-0		1-0-0		0-0-0		NEUTRAL		1-1-0		0-0-0		0-0-0					
19-9-0		2-1-0		1-1-0		NON-CONFERENCE		7-4-0		2-1-0		7-2-0					
11-4-0		0-0-0		0-0-0		HOME		4-2-0		0-0-0		7-2-0					
6-4-0		1-1-0		1-0-		AWAY		2-1-0		2-1-0		0-0-0					
2-1-0		1-0-0		0-0-0		NEUTRAL		1-1-0		0-0-0		0-0-0					
12-3-0		0-0-0		3-0-0		CONFERENCE		0-0-0		9-3-0		0-0-0					
7-2-0		0-0-0		0-0-0		HOME		0-0-0		7-2-0		0-0-0					
5-1-0		0-0-0		3-0-0		AWAY		0-0-0		2-1-0		0-0-0					
0-0-0		0-0-0		0-0-0		NEUTRAL		0-0-0		0-0-0		0-0-0					
RPI	S	Opponent		Score		RPI	S	Opponent		Score		RPI	S	Opponent		Score	
6	A	Florida St.		1	10	27	A	Oklahoma St.		5	1	56	A	New Mexico		7	4
6	A	Florida St.		8	4	27	A	Oklahoma St.		8	2	56	A	New Mexico		5	6
13	N	La.-Lafayette		5	3	27	A	Oklahoma St.		15	5	56	H	New Mexico		14	10
						40	A	California		11	8	59	H	Cal St. Fullerton		6	5
						40	A	California		2	9	59	H	Cal St. Fullerton		3	7
												59	H	Cal St. Fullerton		1	4
												78	N	Houston		3	2
												84	A	Sam Houston St.		11	6
												84	H	Sam Houston St.		20	3
												84	H	Sam Houston St.		8	6
												85	N	Arkansas		6	10
												102	H	Texas		4	7
												102	H	Texas		13	6
												102	H	Texas		1	17
												109	A	UT Arlington		6	4
												111	H	Oklahoma		6	1
												111	H	Oklahoma		13	7
												111	H	Oklahoma		5	0
												128	A	Baylor		5	0
												128	A	Baylor		3	4
												128	A	Baylor		6	5
												140	A	UNLV		14	6
												140	A	UNLV		5	8
												150	H	Kansas St.		10	3
												150	H	Kansas St.		6	5
												150	H	Kansas St.		10	4
												155	H	Milwaukee		3	10
												155	H	Milwaukee		9	1
												155	H	Milwaukee		12	3
												155	H	Milwaukee		12	0
												175	H	New Mexico St.		14	2
												175	H	New Mexico St.		6	7
												183	H	San Diego St.		7	2
												183	H	San Diego St.		3	1
												183	H	San Diego St.		10	0
LAST 15 GAMES																	
						102	H	Texas		1	17	183	H	San Diego St.		3	1
						102	H	Texas		4	7	84	H	Sam Houston St.		8	6
						102	H	Texas		13	6	84	H	Sam Houston St.		20	3
						56	A	New Mexico		5	6						
						56	A	New Mexico		7	4						

Non-Div. I Games:

Texas Tech

183	H	San Diego St.	7	2
183	H	San Diego St.	10	0

T  
e  
x  
a  
s  
T  
e  
c  
h

T  
e  
x  
a  
s  
T  
e  
c  
h



Average RPI Win: 115		WON-LOST	WINNING	LAST 15	STRENGTH OF		OPP. STRENGTH	TEAM	ADJ	CONF.	ADJ CONF.
Average RPI Loss: 53		RECORD	PCT. RANK	GAMES	SCHEDULE		OF SCHEDULE	RPI	RPI	RPI	RPI
DIV. I ONLY		27-14-0	.65854	40	10-5-0		4	64	17	.58681	17
DIV. I NON-CONF.		17-6-0	.73913	31	3-2-0		17	194	26	.57917	26
TOTALS		RPI 1-25	RPI 26-50		W-L RECORDS		RPI 51-100		RPI 101-150		RPI 150+
27-14-0		5-5-0	2-5-0		OVERALL		5-1-0		7-2-0		8-1-0
19-9-0		3-3-0	2-3-0		HOME		2-1-0		5-1-0		7-1-0
7-5-0		1-2-0	0-2-0		AWAY		3-0-0		2-1-0		1-0-0
1-0-0		1-0-0	0-0-0		NEUTRAL		0-0-0		0-0-0		0-0-0
17-6-0		1-0-0	1-3-0		NON-CONFERENCE		2-1-0		5-1-0		8-1-0
15-4-0		0-0-0	1-1-0		HOME		2-1-0		5-1-0		7-1-0
1-2-0		0-0-0	0-0-		AWAY		0-0-0		0-0-0		1-0-0
1-0-0		1-0-0	0-0-0		NEUTRAL		0-0-0		0-0-0		0-0-0
10-8-0		4-5-0	1-2-0		CONFERENCE		3-0-0		2-1-0		0-0-0
4-5-0		3-3-0	1-2-0		HOME		0-0-0		0-0-0		0-0-0
6-3-0		1-2-0	0-0-0		AWAY		3-0-0		2-1-0		0-0-0
0-0-0		0-0-0	0-0-0		NEUTRAL		0-0-0		0-0-0		0-0-0
RPI S	Opponent	Score	RPI S	Opponent	Score	RPI S	Opponent	Score	RPI S	Opponent	Score
4 A	Texas A&M	3 2	31 A	Tulane	1 4	58 H	Southeastern La.	11 4	115 A	Auburn	10 5
4 A	Texas A&M	1 3	31 H	Tulane	1 7	65 H	Louisiana Tech	6 3	115 A	Auburn	8 6
4 A	Texas A&M	1 6	44 A	Lamar	11 12	76 H	McNeese St.	0 7	115 A	Auburn	5 8
12 H	Mississippi St.	1 2	45 H	New Orleans	9 4	96 A	Missouri	15 2	125 H	Cincinnati	6 5
12 H	Mississippi St.	8 12	48 H	Alabama	7 5	96 A	Missouri	9 5	125 H	Cincinnati	12 4
12 H	Mississippi St.	11 8	48 H	Alabama	3 4	96 A	Missouri	7 5	125 H	Cincinnati	4 0
13 N	La.-Lafayette	8 5	48 H	Alabama	0 6				139 H	Sacramento St.	4 5
15 H	Vanderbilt	7 9							139 H	Sacramento St.	6 0
15 H	Vanderbilt	3 2							139 H	Sacramento St.	11 1
15 H	Vanderbilt	13 4							165 H	Ball St.	10 6
									165 H	Ball St.	1 7
									165 H	Ball St.	9 3
									197 H	Fordham	15 1
									197 H	Fordham	12 1
									197 H	Fordham	10 7
									214 A	Nicholls St.	9 4
									224 H	Grambling	14 11
									294 H	Southern U.	11 1
LAST 15 GAMES											
31 A	Tulane	1 4	96 A	Missouri	7 5						
12 H	Mississippi St.	11 8	224 H	Grambling	14 11						
12 H	Mississippi St.	1 2	76 H	McNeese St.	0 7						
12 H	Mississippi St.	8 12									
58 H	Southeastern La.	11 4									

Non-Div. I Games:

LSU

96 A Missouri	15	2
96 A Missouri	9	5

L  
S  
U

L  
S  
U

Average RPI Win:	108	WON-LOST RECORD	WINNING PCT. RANK	LAST 15 GAMES	STRENGTH OF SCHEDULE	OPP. STRENGTH OF SCHEDULE	TEAM RPI	ADJ RPI	CONF. RPI	ADJ CONF. RPI				
DIV. I ONLY		30-12-0	.71429	29	10-5-0	62	3	18	.58609	18	3	3		
DIV. I NON-CONF.		16-8-0	.66667	55	2-2-0	18	3	18	.58414	18	4	4		
<hr/>														
TOTALS	RPI 1-25	RPI 26-50		W-L RECORDS		RPI 51-100		RPI 101-150		RPI 150+				
30-12-0	4-3-0	5-4-0		OVERALL		7-3-0		8-2-0		6-0-0				
19-3-0	3-1-0	5-0-0		HOME		2-2-0		6-0-0		3-0-0				
8-5-0	1-0-0	0-2-0		AWAY		3-1-0		1-2-0		3-0-0				
3-4-0	0-2-0	0-2-0		NEUTRAL		2-0-0		1-0-0		0-0-0				
16-8-0	2-2-0	5-4-0		NON-CONFERENCE		5-2-0		1-0-0		3-0-0				
11-2-0	1-0-0	5-0-0		HOME		2-2-0		0-0-0		3-0-0				
2-2-0	1-0-0	0-0-		AWAY		1-0-0		0-0-0		0-0-0				
3-4-0	0-2-0	0-2-0		NEUTRAL		2-0-0		1-0-0		0-0-0				
14-4-0	2-1-0	0-0-0		CONFERENCE		2-1-0		7-2-0		3-0-0				
8-1-0	2-1-0	0-0-0		HOME		0-0-0		6-0-0		0-0-0				
6-3-0	0-0-0	0-0-0		AWAY		2-1-0		1-2-0		3-0-0				
0-0-0	0-0-0	0-0-0		NEUTRAL		0-0-0		0-0-0		0-0-0				
RPI	S	Opponent	Score		RPI	S	Opponent	Score		RPI	S	Opponent	Score	
7	A	Ole Miss	5	1	31	A	Tulane	0	12	58	A	Southeastern La.	9	7
7	N	Ole Miss	2	6	31	N	Tulane	7	12	58	H	Southeastern La.	2	4
12	N	Mississippi St.	5	13	36	A	South Ala.	3	9	75	N	Michigan St.	2	0
13	H	La.-Lafayette	7	2	36	N	South Ala.	2	4	83	N	Troy	6	2
20	H	Rice	2	1	41	H	Northwestern St.	8	5	97	H	Samford	8	2
20	H	Rice	3	4	41	H	Northwestern St.	8	6	97	H	Samford	8	10
20	H	Rice	2	1	41	H	Northwestern St.	15	5	97	H	Samford	6	3
					45	H	New Orleans	7	4	99	A	Marshall	8	10
					48	H	Alabama	9	2	99	A	Marshall	14	4
										99	A	Marshall	3	2

Non-Div. I Games:

Southern Miss.

117 A UAB	11	0
117 A UAB	7	8

S  
o  
u  
t  
h  
e  
r  
n  
M  
i  
s  
s  
.

S  
o  
u  
t  
h  
e  
r  
n  
M  
i  
s  
s  
.

TCU

Average RPI Win: 117		WON-LOST RECORD		WINNING PCT. RANK		LAST 15 GAMES		STRENGTH OF SCHEDULE		OPP. STRENGTH OF SCHEDULE		TEAM RPI		ADJ RPI		CONF. RPI		ADJ CONF. RPI	
DIV. I ONLY		29-10-0		.74359 12		10-5-0		73		43		19		.58528 19		5		5	
DIV. I NON-CONF.		19-5-0		.79167 17		4-2-0		51		32		15		.59092 15		5		5	
TOTALS		RPI 1-25		RPI 26-50		W-L RECORDS		RPI 51-100		RPI 101-150		RPI 150+							
29-10-0		3-0-0		2-3-0		OVERALL		5-2-0		11-4-0		8-1-0							
16-5-0		0-0-0		0-1-0		HOME		4-2-0		9-2-0		3-0-0							
10-5-0		1-0-0		2-2-0		AWAY		0-0-0		2-2-0		5-1-0							
3-0-0		2-0-0		0-0-0		NEUTRAL		1-0-0		0-0-0		0-0-0							
19-5-0		3-0-0		1-1-0		NON-CONFERENCE		5-2-0		4-2-0		6-0-0							
10-5-0		0-0-0		0-1-0		HOME		4-2-0		3-2-0		3-0-0							
6-0-0		1-0-0		1-0-		AWAY		0-0-0		1-0-0		3-0-0							
3-0-0		2-0-0		0-0-0		NEUTRAL		1-0-0		0-0-0		0-0-0							
10-5-0		0-0-0		1-2-0		CONFERENCE		0-0-0		7-2-0		2-1-0							
6-0-0		0-0-0		0-0-0		HOME		0-0-0		6-0-0		0-0-0							
4-5-0		0-0-0		1-2-0		AWAY		0-0-0		1-2-0		2-1-0							
0-0-0		0-0-0		0-0-0		NEUTRAL		0-0-0		0-0-0		0-0-0							
RPI S	Opponent	Score		RPI S	Opponent	Score		RPI S	Opponent	Score		RPI S	Opponent	Score					
13 N	La.-Lafayette	7	1	27 A	Oklahoma St.	11	6	51 H	Gonzaga	10	2	102 A	Texas	9	5				
20 A	Rice	6	4	27 A	Oklahoma St.	7	11	51 H	Gonzaga	3	4	102 A	Texas	0	2				
20 N	Rice	10	0	27 A	Oklahoma St.	0	9	51 H	Gonzaga	16	1	102 A	Texas	3	4				
				47 A	Dallas Baptist	2	0	78 N	Houston	10	1	109 A	UT Arlington	17	4				
				47 H	Dallas Baptist	1	9	94 H	Loyola Marymount	1	0	109 H	UT Arlington	3	4				
								94 H	Loyola Marymount	3	5	109 H	UT Arlington	5	1				
								94 H	Loyola Marymount	5	0	111 H	Oklahoma	12	2				
												111 H	Oklahoma	2	0				
												111 H	Oklahoma	11	3				
												119 H	West Virginia	14	2				
												119 H	West Virginia	10	6				
												119 H	West Virginia	7	1				
												126 H	Southern California	8	3				
												126 H	Southern California	12	11				
												126 H	Southern California	6	16				
												168 A	Wichita St.	17	6				
												168 A	Wichita St.	12	5				
												168 A	Wichita St.	3	0				
												191 A	Kansas	3	4				
												191 A	Kansas	8	0				
												191 A	Kansas	14	6				
												205 H	Abilene Christian	6	4				
												275 H	UTRGV	13	0				
												278 H	Ark.-Pine Bluff	17	3				
				LAST 15 GAMES															
				47 A	Dallas Baptist	2	0	47 H	Dallas Baptist	1	9								
				27 A	Oklahoma St.	7	11	191 A	Kansas	14	6								
				27 A	Oklahoma St.	11	6	191 A	Kansas	8	0								
				27 A	Oklahoma St.	0	9												
				111 H	Oklahoma	2	0												

Non-Div. I Games:

TCU

111 H Oklahoma	12	2
111 H Oklahoma	11	3

T  
C  
U

T  
C  
U

Average RPI Win:	86	WON-LOST	WINNING	LAST 15	STRENGTH OF	OPP. STRENGTH	TEAM	ADJ	CONF.	ADJ CONF.		
Average RPI Loss:	59	RECORD	PCT. RANK	GAMES	SCHEDULE	OF SCHEDULE	RPI	RPI	RPI	RPI		
DIV. I ONLY		25-13-0	.65789	45	11-4-0	17	8	20	.58466	20	3	3
DIV. I NON-CONF.		12-8-0	.6	87	3-0-0	3	12	23	.58072	23	4	4
<hr/>												
TOTALS	RPI 1-25	RPI 26-50		W-L RECORDS		RPI 51-100		RPI 101-150		RPI 150+		
25-13-0	2-5-0	4-3-0		OVERALL		9-1-0		8-4-0		2-0-0		
17-6-0	1-1-0	4-3-0		HOME		7-0-0		4-2-0		1-0-0		
8-4-0	1-2-0	0-0-0		AWAY		2-0-0		4-2-0		1-0-0		
0-3-0	0-2-0	0-0-0		NEUTRAL		0-1-0		0-0-0		0-0-0		
12-8-0	1-3-0	4-3-0		NON-CONFERENCE		3-1-0		2-1-0		2-0-0		
9-5-0	1-1-0	4-3-0		HOME		1-0-0		2-1-0		1-0-0		
3-0-0	0-0-0	0-0-		AWAY		2-0-0		0-0-0		1-0-0		
0-3-0	0-2-0	0-0-0		NEUTRAL		0-1-0		0-0-0		0-0-0		
13-5-0	1-2-0	0-0-0		CONFERENCE		6-0-0		6-3-0		0-0-0		
8-1-0	0-0-0	0-0-0		HOME		6-0-0		2-1-0		0-0-0		
5-4-0	1-2-0	0-0-0		AWAY		0-0-0		4-2-0		0-0-0		
0-0-0	0-0-0	0-0-0		NEUTRAL		0-0-0		0-0-0		0-0-0		
RPI S	Opponent	Score		RPI S	Opponent	Score		RPI S	Opponent	Score		
4 H	Texas A&M	4	3	26 H	Arizona	1	8	62 H	Old Dominion	6	2	
13 N	La.-Lafayette	2	4	26 H	Arizona	2	6	62 H	Old Dominion	8	2	
18 A	Southern Miss.	1	2	26 H	Arizona	4	3	62 H	Old Dominion	3	1	
18 A	Southern Miss.	1	2	28 H	East Carolina	4	1	77 H	Western Ky.	9	3	
18 A	Southern Miss.	4	3	28 H	East Carolina	1	10	77 H	Western Ky.	3	2	
19 H	TCU	4	6	28 H	East Carolina	7	2	77 H	Western Ky.	5	2	
19 N	TCU	0	10	47 H	Dallas Baptist	6	2	78 A	Houston	7	4	
								84 A	Sam Houston St.	8	3	
								84 H	Sam Houston St.	5	3	
								85 N	Arkansas	2	5	

Non-Div. I Games:

Rice

77	H	Western Ky.	9	3
157	A	Texas St.	3	1

R  
i  
c  
e

R  
i  
c  
e



Average RPI Win:	163	WON-LOST	WINNING	LAST 15	STRENGTH OF	OPP. STRENGTH	TEAM	ADJ	CONF.	ADJ CONF.		
Average RPI Loss:	85	RECORD	PCT. RANK	GAMES	SCHEDULE	OF SCHEDULE	RPI	RPI	RPI	RPI		
DIV. I ONLY		27-9-0	.75	9	11-4-0	89	146	21	.58199	21	19	19
DIV. I NON-CONF.		22-8-0	.73333	35	6-3-0	76	98	17	.58807	17	17	17
<hr/>												
TOTALS	RPI 1-25	RPI 26-50			W-L RECORDS		RPI 51-100		RPI 101-150		RPI 150+	
27-9-0	0-0-0	2-1-0			OVERALL		3-6-0		6-2-0		16-0-0	
19-2-0	0-0-0	0-0-0			HOME		3-1-0		6-1-0		10-0-0	
8-7-0	0-0-0	2-1-0			AWAY		0-5-0		0-1-0		6-0-0	
0-0-0	0-0-0	0-0-0			NEUTRAL		0-0-0		0-0-0		0-0-0	
22-8-0	0-0-0	2-1-0			NON-CONFERENCE		3-6-0		4-1-0		13-0-0	
14-1-0	0-0-0	0-0-0			HOME		3-1-0		4-0-0		7-0-0	
8-7-0	0-0-0	2-0-			AWAY		0-5-0		0-1-0		6-0-0	
0-0-0	0-0-0	0-0-0			NEUTRAL		0-0-0		0-0-0		0-0-0	
5-1-0	0-0-0	0-0-0			CONFERENCE		0-0-0		2-1-0		3-0-0	
5-1-0	0-0-0	0-0-0			HOME		0-0-0		2-1-0		3-0-0	
0-0-0	0-0-0	0-0-0			AWAY		0-0-0		0-0-0		0-0-0	
0-0-0	0-0-0	0-0-0			NEUTRAL		0-0-0		0-0-0		0-0-0	
RPI	S	Opponent	Score	RPI	S	Opponent	Score	RPI	S	Opponent	Score	
45	A	BYU	4 13	60	H	Jacksonville	3 4	106	H	Seton Hall	4 5	
45	A	BYU	10 2	60	H	Jacksonville	2 1	106	H	Seton Hall	7 1	
45	A	BYU	8 5	60	H	Jacksonville	4 0	106	H	Seton Hall	3 1	
				79	A	Fresno St.	3 7	117	H	UAB	3 1	
				79	A	Fresno St.	1 2	117	H	UAB	4 3	
				79	A	Fresno St.	1 2	117	H	UAB	2 1	
				82	A	Nebraska	2 8	150	A	Kansas St.	2 8	
				82	H	Nebraska	4 3	150	H	Kansas St.	5 4	
				85	A	Arkansas	2 6	156	A	Stetson	7 5	
								156	A	Stetson	5 1	
								156	A	Stetson	4 1	
								166	H	Stony Brook	4 0	
								166	H	Stony Brook	5 4	
								166	H	Stony Brook	4 0	
								207	A	Murray St.	10 5	
								207	A	Murray St.	9 4	
								207	A	Murray St.	7 2	
								209	H	South Dakota St.	6 5	
								252	H	North Dakota	7 1	
								252	H	North Dakota	7 1	
								252	H	North Dakota	5 0	
								280	H	Butler	2 1	
								280	H	Butler	6 4	
								280	H	Butler	4 3	
LAST 15 GAMES												
45	A	BYU	8 5	209	H	South Dakota St.	6 5	280	H	Butler	6 4	
45	A	BYU	10 2	82	H	Nebraska	4 3	280	H	Butler	4 3	
45	A	BYU	4 13	106	H	Seton Hall	4 5					
85	A	Arkansas	2 6									
280	H	Butler	4 3									

**Non-Div. I Games:**

Creighton

280 H Butler	6	4
280 H Butler	2	1

C  
r  
e  
i  
g  
h  
t  
o  
n

C  
r  
e  
i  
g  
h  
t  
o  
n

Average RPI Win: 133		WON-LOST	WINNING	LAST 15	STRENGTH OF		OPP. STRENGTH	TEAM	ADJ		CONF.	ADJ CONF.			
Average RPI Loss: 34		RECORD	PCT. RANK	GAMES	SCHEDULE		OF SCHEDULE	RPI	RPI	RPI	RPI				
DIV. I ONLY		27-14-0	.65854	40	7-8-0		34	12	22	.57858	22	2	2		
DIV. I NON-CONF.		17-4-0	.80952	14	3-3-0		118	118	28	.57754	28	1	1		
TOTALS		RPI 1-25	RPI 26-50		W-L RECORDS		RPI 51-100		RPI 101-150		RPI 150+				
27-14-0		5-9-0	1-1-0		OVERALL		2-2-0		7-2-0		12-0-0				
17-7-0		1-3-0	0-0-0		HOME		2-2-0		4-2-0		10-0-0				
10-7-0		4-6-0	1-1-0		AWAY		0-0-0		3-0-0		2-0-0				
0-0-0		0-0-0	0-0-0		NEUTRAL		0-0-0		0-0-0		0-0-0				
17-4-0		0-2-0	0-0-0		NON-CONFERENCE		1-0-0		7-2-0		9-0-0				
12-3-0		0-1-0	0-0-0		HOME		1-0-0		4-2-0		7-0-0				
5-1-0		0-1-0	0-0-		AWAY		0-0-0		3-0-0		2-0-0				
0-0-0		0-0-0	0-0-0		NEUTRAL		0-0-0		0-0-0		0-0-0				
10-10-0		5-7-0	1-1-0		CONFERENCE		1-2-0		0-0-0		3-0-0				
5-4-0		1-2-0	0-0-0		HOME		1-2-0		0-0-0		3-0-0				
5-6-0		4-5-0	1-1-0		AWAY		0-0-0		0-0-0		0-0-0				
0-0-0		0-0-0	0-0-0		NEUTRAL		0-0-0		0-0-0		0-0-0				
RPI	S	Opponent	Score	RPI	S	Opponent	Score	RPI	S	Opponent	Score	RPI	S	Opponent	Score
6	A	Florida St.	9 14	33	A	Pittsburgh	6 13	61	H	Duke	3 2	105	A	Mercer	6 5
6	A	Florida St.	2 8	33	A	Pittsburgh	6 3	61	H	Duke	4 10	105	H	Mercer	8 9
6	A	Florida St.	3 8					61	H	Duke	13 14	114	H	Western Caro.	4 3
8	H	North Carolina St.	3 8					86	H	VCU	9 1	114	H	Western Caro.	14 3
8	H	North Carolina St.	6 15									114	H	Western Caro.	5 4
8	H	North Carolina St.	16 7									115	A	Auburn	4 1
11	A	Clemson	16 1									115	H	Auburn	3 14
11	A	Clemson	7 5									121	A	Ga. Southern	6 5
11	A	Clemson	7 8									121	H	Ga. Southern	6 1
14	A	North Carolina	0 8									190	A	Kennesaw St.	13 2
14	A	North Carolina	3 2									190	H	Kennesaw St.	4 2
14	A	North Carolina	6 0									192	H	Virginia Tech	16 8
24	A	Georgia	5 13									192	H	Virginia Tech	14 4
24	H	Georgia	1 3									192	H	Virginia Tech	8 3
												206	H	UMBC	4 1
												206	H	UMBC	6 1
												206	H	UMBC	9 2
												237	A	Georgia St.	11 5
												237	H	Georgia St.	11 6
												250	H	Western Mich.	13 0
												262	H	Purdue	5 2
LAST 15 GAMES															
24	A	Georgia	5 13	8	H	North Carolina St.	6 15								
11	A	Clemson	7 5	8	H	North Carolina St.	3 8								
11	A	Clemson	16 1	24	H	Georgia	1 3								
11	A	Clemson	7 8												
237	A	Georgia St.	11 5												

Non-Div. I Games:

Georgia Tech

105	H	Mercer	8	9
8	H	North Carolina St.	16	7

Average RPI Win: 117		WON-LOST	WINNING	LAST 15	STRENGTH OF		OPP. STRENGTH	TEAM	ADJ	CONF.	ADJ CONF.
Average RPI Loss: 40		RECORD	PCT. RANK	GAMES	SCHEDULE		OF SCHEDULE	RPI	RPI	RPI	RPI
DIV. I ONLY		27-17-0	.61364	74	9		23	23	.57651	23	2
DIV. I NON-CONF.		16-7-0	.69565	48	135		134	84	.53451	84	1
TOTALS		RPI 1-25	RPI 26-50		W-L RECORDS		RPI 51-100		RPI 101-150		RPI 150+
27-17-0		6-7-0	4-5-0		OVERALL		4-4-0		2-0-0		11-1-0
18-9-0		3-3-0	3-3-0		HOME		0-2-0		2-0-0		10-1-0
7-8-0		3-4-0	1-2-0		AWAY		3-2-0		0-0-0		0-0-0
2-0-0		0-0-0	0-0-0		NEUTRAL		1-0-0		0-0-0		1-0-0
16-7-0		0-1-0	1-2-0		NON-CONFERENCE		2-3-0		2-0-0		11-1-0
13-5-0		0-0-0	1-2-0		HOME		0-2-0		2-0-0		10-1-0
1-2-0		0-1-0	0-0-		AWAY		1-1-0		0-0-0		0-0-0
2-0-0		0-0-0	0-0-0		NEUTRAL		1-0-0		0-0-0		1-0-0
11-10-0		6-6-0	3-3-0		CONFERENCE		2-1-0		0-0-0		0-0-0
5-4-0		3-3-0	2-1-0		HOME		0-0-0		0-0-0		0-0-0
6-6-0		3-3-0	1-2-0		AWAY		2-1-0		0-0-0		0-0-0
0-0-0		0-0-0	0-0-0		NEUTRAL		0-0-0		0-0-0		0-0-0
RPI S	Opponent	Score	RPI S	Opponent	Score	RPI S	Opponent	Score	RPI S	Opponent	Score
2 A	Louisville	4 11	28 H	East Carolina	5 8	61 A	Duke	0 3	116 H	William & Mary	16 8
2 A	Louisville	0 15	28 H	East Carolina	1 6	61 A	Duke	7 6	146 H	Longwood	9 4
2 A	Louisville	6 3	28 H	East Carolina	4 2	61 A	Duke	6 0	153 H	Monmouth	4 6
5 A	Miami (FL)	6 5	30 H	Wake Forest	6 4	62 A	Old Dominion	8 4	153 H	Monmouth	11 10
5 A	Miami (FL)	7 3	30 H	Wake Forest	4 0	62 H	Old Dominion	4 5	153 H	Monmouth	4 2
5 A	Miami (FL)	2 9	30 H	Wake Forest	8 9	81 N	Kent St.	8 6	200 H	James Madison	15 6
8 H	North Carolina St.	5 3	50 A	Boston College	3 0	86 A	VCU	5 7	210 H	George Washington	15 3
8 H	North Carolina St.	7 8	50 A	Boston College	2 3	86 H	VCU	5 11	211 H	Radford	11 3
8 H	North Carolina St.	2 5	50 A	Boston College	4 5				230 H	VMI	18 1
10 A	Coastal Caro.	4 5							241 H	Towson	4 3
14 H	North Carolina	15 9							241 H	Towson	10 8
14 H	North Carolina	7 4							251 N	Appalachian St.	8 0
14 H	North Carolina	1 8							276 H	Wagner	20 7
									276 H	Wagner	6 2
LAST 15 GAMES											
62 A	Old Dominion	8 4	14 H	North Carolina	1 8						
5 A	Miami (FL)	7 3	14 H	North Carolina	7 4						
5 A	Miami (FL)	2 9	146 H	Longwood	9 4						
5 A	Miami (FL)	6 5									
86 H	VCU	5 11									

Non-Div. I Games:

Virginia

211	H	Radford	11	3
14	H	North Carolina	15	9

V  
i  
r  
g  
i  
n  
i  
a

V  
i  
r  
g  
i  
n  
i  
a

Average RPI Win: 107		WON-LOST	WINNING	LAST 15	STRENGTH OF	OPP. STRENGTH	TEAM	ADJ	CONF.	ADJ CONF.
Average RPI Loss: 47		RECORD	PCT. RANK	GAMES	SCHEDULE	OF SCHEDULE	RPI	RPI	RPI	RPI
DIV. I ONLY		22-20-0	.52381	130	7-8-0	1	27	24	.57619	24
DIV. I NON-CONF.		15-9-0	.625	73	2-2-0	20	136	55	.55222	55
TOTALS		RPI 1-25	RPI 26-50		W-L RECORDS	RPI 51-100		RPI 101-150		RPI 150+
22-20-0	6-10-0	3-4-0		OVERALL		2-2-0		4-2-0		7-2-0
16-11-0	3-2-0	3-4-0		HOME		2-2-0		3-2-0		5-1-0
6-9-0	3-8-0	0-0-0		AWAY		0-0-0		1-0-0		2-1-0
0-0-0	0-0-0	0-0-0		NEUTRAL		0-0-0		0-0-0		0-0-0
15-9-0	2-2-0	0-1-0		NON-CONFERENCE		2-2-0		4-2-0		7-2-0
11-7-0	1-1-0	0-1-0		HOME		2-2-0		3-2-0		5-1-0
4-2-0	1-1-0	0-0-		AWAY		0-0-0		1-0-0		2-1-0
0-0-0	0-0-0	0-0-0		NEUTRAL		0-0-0		0-0-0		0-0-0
7-11-0	4-8-0	3-3-0		CONFERENCE		0-0-0		0-0-0		0-0-0
5-4-0	2-1-0	3-3-0		HOME		0-0-0		0-0-0		0-0-0
2-7-0	2-7-0	0-0-0		AWAY		0-0-0		0-0-0		0-0-0
0-0-0	0-0-0	0-0-0		NEUTRAL		0-0-0		0-0-0		0-0-0
RPI S Opponent	Score	RPI S Opponent	Score	RPI S Opponent	Score	RPI S Opponent	Score	RPI S Opponent	Score	
1 A Florida	0 6	36 H South Ala.	1 3	72 H Wright St.	4 3	105 A Mercer	7 6			
1 A Florida	1 4	37 H Kentucky	4 11	72 H Wright St.	5 1	105 H Mercer	1 3			
1 A Florida	2 1	37 H Kentucky	5 2	72 H Wright St.	1 3	121 H Ga. Southern	5 1			
3 H South Carolina	13 4	37 H Kentucky	6 14	77 H Western Ky.	7 8	121 H Ga. Southern	4 1			
3 H South Carolina	1 3	48 H Alabama	7 10			121 H Ga. Southern	3 5			
3 H South Carolina	5 3	48 H Alabama	7 1			125 H Cincinnati	7 6			
4 A Texas A&M	2 10	48 H Alabama	12 4			160 A Charlotte	5 10			
4 A Texas A&M	0 5					160 A Charlotte	6 3			
4 A Texas A&M	1 15					190 A Kennesaw St.	4 2			
11 A Clemson	0 12					190 H Kennesaw St.	2 4			
11 H Clemson	6 11					229 H Lipscomb	8 2			
12 A Mississippi St.	11 8					229 H Lipscomb	1 0			
12 A Mississippi St.	2 9					229 H Lipscomb	9 8			
12 A Mississippi St.	1 3					248 H Charleston So.	10 3			
22 A Georgia Tech	3 1					248 H Charleston So.	5 3			
22 H Georgia Tech	13 5									
LAST 15 GAMES										
22 H Georgia Tech	13 5	3 H South Carolina	1 3							
1 A Florida	1 4	22 A Georgia Tech	3 1							
1 A Florida	0 6	4 A Texas A&M	2 10							
1 A Florida	2 1									
11 A Clemson	0 12									

Non-Div. I Games:

Georgia

3 H South Carolina	5	3
3 H South Carolina	13	4

G  
e  
o  
r  
g  
i  
a

G  
e  
o  
r  
g  
i  
a



Average RPI Win:	171	WON-LOST RECORD	WINNING PCT. RANK	LAST 15 GAMES	STRENGTH OF SCHEDULE	OPP. STRENGTH OF SCHEDULE	TEAM RPI	ADJ RPI	CONF. RPI	ADJ CONF. RPI		
DIV. I ONLY		28-10-0	.73684	18	10-5-0	122	122	25	.5756	25	7	7
DIV. I NON-CONF.		20-6-0	.76923	21	3-1-0	152	145	20	.5837	20	7	7
<hr/>												
TOTALS	RPI 1-25	RPI 26-50		W-L RECORDS		RPI 51-100		RPI 101-150		RPI 150+		
28-10-0	0-0-0	2-5-0		OVERALL		5-3-0		1-1-0		20-1-0		
11-2-0	0-0-0	0-2-0		HOME		3-0-0		0-0-0		8-0-0		
12-8-0	0-0-0	2-3-0		AWAY		2-3-0		0-1-0		8-1-0		
5-0-0	0-0-0	0-0-0		NEUTRAL		0-0-0		1-0-0		4-0-0		
20-6-0	0-0-0	2-3-0		NON-CONFERENCE		0-1-0		1-1-0		17-1-0		
8-0-0	0-0-0	0-0-0		HOME		0-0-0		0-0-0		8-0-0		
7-6-0	0-0-0	2-0-		AWAY		0-1-0		0-1-0		5-1-0		
5-0-0	0-0-0	0-0-0		NEUTRAL		0-0-0		1-0-0		4-0-0		
8-4-0	0-0-0	0-2-0		CONFERENCE		5-2-0		0-0-0		3-0-0		
3-2-0	0-0-0	0-2-0		HOME		3-0-0		0-0-0		0-0-0		
5-2-0	0-0-0	0-0-0		AWAY		2-2-0		0-0-0		3-0-0		
0-0-0	0-0-0	0-0-0		NEUTRAL		0-0-0		0-0-0		0-0-0		
RPI	S	Opponent	Score	RPI	S	Opponent	Score	RPI	S	Opponent	Score	
				27	A	Oklahoma St.	4 2					
				27	A	Oklahoma St.	4 5					
				27	A	Oklahoma St.	3 6					
				32	H	Minnesota	1 8					
				32	H	Minnesota	3 5					
				38	A	Notre Dame	5 9					
				40	A	California	5 0					
								68	A	Cal Poly	1 5	
								75	A	Michigan St.	5 11	
								82	H	Nebraska	10 6	
								82	H	Nebraska	7 2	
								82	H	Nebraska	6 1	
								92	A	Iowa	8 4	
								92	A	Iowa	12 9	
								92	A	Iowa	3 8	

Non-Div. I Games:

Michigan

82 H Nebraska	7	2
82 H Nebraska	10	6

M  
i  
c  
h  
i  
g  
a  
n

M  
i  
c  
h  
i  
g  
a  
n

Average RPI Win:	105	WON-LOST	WINNING	LAST 15	STRENGTH OF	OPP. STRENGTH	TEAM	ADJ	CONF.	ADJ CONF.		
Average RPI Loss:	89	RECORD	PCT. RANK	GAMES	SCHEDULE	OF SCHEDULE	RPI	RPI	RPI	RPI		
DIV. I ONLY		27-14-0	.65854	40	10-5-0	47	37	26	.57471	26	4	4
DIV. I NON-CONF.		16-5-0	.7619	24	2-0-0	13	73	7	.60811	7	3	3
<hr/>												
TOTALS	RPI 1-25	RPI 26-50		W-L RECORDS		RPI 51-100		RPI 101-150		RPI 150+		
27-14-0	2-1-0	6-5-0		OVERALL		8-3-0		3-3-0		8-2-0		
17-5-0	0-0-0	1-1-0		HOME		6-2-0		3-0-0		7-2-0		
9-8-0	2-1-0	5-3-0		AWAY		1-1-0		0-3-0		1-0-0		
1-1-0	0-0-0	0-1-0		NEUTRAL		1-0-0		0-0-0		0-0-0		
16-5-0	2-1-0	2-3-0		NON-CONFERENCE		3-0-0		3-0-0		6-1-0		
11-2-0	0-0-0	1-1-0		HOME		2-0-0		3-0-0		5-1-0		
4-2-0	2-1-0	1-0-		AWAY		0-0-0		0-0-0		1-0-0		
1-1-0	0-0-0	0-1-0		NEUTRAL		1-0-0		0-0-0		0-0-0		
11-9-0	0-0-0	4-2-0		CONFERENCE		5-3-0		0-3-0		2-1-0		
6-3-0	0-0-0	0-0-0		HOME		4-2-0		0-0-0		2-1-0		
5-6-0	0-0-0	4-2-0		AWAY		1-1-0		0-3-0		0-0-0		
0-0-0	0-0-0	0-0-0		NEUTRAL		0-0-0		0-0-0		0-0-0		
RPI S	Opponent	Score		RPI S	Opponent	Score		RPI S	Opponent	Score		
20 A	Rice	8	1	31 N	Tulane	10	11	52 H	St. Mary's (CA)	11	5	
20 A	Rice	3	4	40 A	California	3	0	59 H	Cal St. Fullerton	2	0	
20 A	Rice	6	2	40 A	California	8	5	70 H	UCLA	6	5	
				40 A	California	7	6	70 H	UCLA	3	4	
				41 H	Northwestern St.	4	6	70 H	UCLA	6	1	
				41 H	Northwestern St.	4	1	82 N	Nebraska	11	10	
				43 A	Washington	17	7	89 A	Arizona St.	8	0	
				43 A	Washington	3	6	89 A	Arizona St.	5	7	
				43 A	Washington	4	8	90 H	Stanford	4	1	
				44 A	Lamar	5	13	90 H	Stanford	5	6	
				45 A	BYU	11	5	90 H	Stanford	4	1	
											</	

Non-Div. I Games:

Arizona

90 H Stanford	5	6
90 H Stanford	4	1

A  
r  
i  
z  
o  
n  
a

A  
r  
i  
z  
o  
n  
a

Average RPI Win: 126		WON-LOST RECORD		WINNING PCT. RANK		LAST 15 GAMES		STRENGTH OF SCHEDULE		OPP. STRENGTH OF SCHEDULE		TEAM RPI		ADJ RPI		CONF. RPI		ADJ CONF. RPI	
DIV. I ONLY		25-15-0		.625 65		7-8-0		27		46		27		.57412 27		5		5	
DIV. I NON-CONF.		15-9-0		.625 73		0-2-0		34		48		42		.56354 42		5		5	
TOTALS		RPI 1-25		RPI 26-50		W-L RECORDS		RPI 51-100		RPI 101-150		RPI 150+							
25-15-0		4-8-0		1-0-0		OVERALL		2-2-0		12-5-0		6-0-0							
12-7-0		4-5-0		0-0-0		HOME		1-1-0		2-1-0		5-0-0							
12-7-0		0-3-0		1-0-0		AWAY		1-1-0		9-3-0		1-0-0							
1-1-0		0-0-0		0-0-0		NEUTRAL		0-0-0		1-1-0		0-0-0							
15-9-0		2-4-0		1-0-0		NON-CONFERENCE		2-2-0		4-3-0		6-0-0							
10-3-0		2-1-0		0-0-0		HOME		1-1-0		2-1-0		5-0-0							
4-5-0		0-3-0		1-0-		AWAY		1-1-0		1-1-0		1-0-0							
1-1-0		0-0-0		0-0-0		NEUTRAL		0-0-0		1-1-0		0-0-0							
10-6-0		2-4-0		0-0-0		CONFERENCE		0-0-0		8-2-0		0-0-0							
2-4-0		2-4-0		0-0-0		HOME		0-0-0		0-0-0		0-0-0							
8-2-0		0-0-0		0-0-0		AWAY		0-0-0		8-2-0		0-0-0							
0-0-0		0-0-0		0-0-0		NEUTRAL		0-0-0		0-0-0		0-0-0							
RPI	S	Opponent		Score		RPI	S	Opponent		Score		RPI	S	Opponent		Score			
14	A	North Carolina		6	7	47	A	Dallas Baptist		7	6	71	H	Oral Roberts		0	4		
14	A	North Carolina		1	2							85	A	Arkansas		6	7		
14	A	North Carolina		3	4							85	H	Arkansas		5	4		
16	H	Texas Tech		2	8							93	A	Missouri St.		6	5		
16	H	Texas Tech		5	15														
16	H	Texas Tech		1	5														
19	H	TCU		11	7														
19	H	TCU		9	0														
19	H	TCU		6	11														
25	H	Michigan		5	4														
25	H	Michigan		6	3														
25	H	Michigan		2	4														
						LAST 15 GAMES													
						85	A	Arkansas		6	7	128	A	Baylor		6	2		
						19	H	TCU		11	7	71	H	Oral Roberts		0	4		
						19	H	TCU		6	11	16	H	Texas Tech		5	15		
						19	H	TCU		9	0								
						111	A	Oklahoma		4	3								
														269	H	Incarnate Word		7	1
														269	H	Incarnate Word		3	2

Non-Div. I Games:

Oklahoma St.

128 A Baylor	3	1
128 A Baylor	10	7

O  
k  
l  
a  
h  
o  
m  
a  
s  
t  
.

O  
k  
l  
a  
h  
o  
m  
a  
s  
t  
.

Average RPI Win:	113	WON-LOST RECORD	WINNING PCT. RANK	LAST 15 GAMES	STRENGTH OF SCHEDULE	OPP. STRENGTH OF SCHEDULE	TEAM RPI	ADJ RPI	CONF. RPI	ADJ CONF. RPI									
DIV. I ONLY		26-15-0	.63415	59	8-7-0	24	39	28	.57241	28	6	6							
DIV. I NON-CONF.		19-10-0	.65517	60	2-2-0	16	28	22	.58092	22	6	6							
<hr/>																			
TOTALS	RPI 1-25	RPI 26-50		W-L RECORDS		RPI 51-100		RPI 101-150		RPI 150+									
26-15-0	4-5-0	2-2-0		OVERALL		9-5-0		3-0-0		8-3-0									
18-7-0	1-1-0	1-0-0		HOME		8-4-0		3-0-0		5-2-0									
8-8-0	3-4-0	1-2-0		AWAY		1-1-0		0-0-0		3-1-0									
0-0-0	0-0-0	0-0-0		NEUTRAL		0-0-0		0-0-0		0-0-0									
19-10-0	4-5-0	1-0-0		NON-CONFERENCE		5-3-0		3-0-0		6-2-0									
14-5-0	1-1-0	1-0-0		HOME		4-2-0		3-0-0		5-2-0									
5-5-0	3-4-0	0-0-		AWAY		1-1-0		0-0-0		1-0-0									
0-0-0	0-0-0	0-0-0		NEUTRAL		0-0-0		0-0-0		0-0-0									
7-5-0	0-0-0	1-2-0		CONFERENCE		4-2-0		0-0-0		2-1-0									
4-2-0	0-0-0	0-0-0		HOME		4-2-0		0-0-0		0-0-0									
3-3-0	0-0-0	1-2-0		AWAY		0-0-0		0-0-0		2-1-0									
0-0-0	0-0-0	0-0-0		NEUTRAL		0-0-0		0-0-0		0-0-0									
RPI	S	Opponent	Score		RPI	S	Opponent	Score		RPI	S	Opponent	Score						
8	A	North Carolina St.	1	6	29	H	UNCW	9	6	54	A	High Point	1	5	146	H	Longwood	11	1
8	H	North Carolina St.	15	3	31	A	Tulane	0	3	55	H	Tennessee	2	5	146	H	Longwood	5	3
14	H	North Carolina	4	17	31	A	Tulane	7	3	57	H	Maryland	4	3	146	H	Longwood	9	6
20	A	Rice	10	1	31	A	Tulane	2	5	58	H	Southeastern La.	2	1	153	H	Monmouth	4	3
20	A	Rice	2	7						60	H	Jacksonville	6	8	153	H	Monmouth	0	4
20	A	Rice	1	4						60	H	Jacksonville	6	3	153	H	Monmouth	5	2
23	A	Virginia	6	1						60	H	Jacksonville	13	0	198	A	Elon	7	5
23	A	Virginia	8	5						61	A	Duke	8	6	198	H	Elon	7	8
23	A	Virginia	2	4						63	H	UConn	2	1	221	A	Memphis	8	2
										63	H	UConn	1	5	221	A	Memphis	5	6
										63	H	UConn	3	2	221	A	Memphis	8	1
										78	H	Houston	3	1	283	H	George Mason	8	1
										78	H	Houston	5	1	283	H	George Mason	6	0
										78	H	Houston	1	6	286	H	N.C. A&T	11	2
LAST 15 GAMES																			
8	A	North Carolina St.	1	6	221	A	Memphis	8	2										
63	H	UConn	3	2	221	A	Memphis	8	1										
63	H	UConn	1	5	31	A	Tulane	7	3										
63	H	UConn	2	1															
54	A	High Point	1	5															

**Non-Div. I Games:**

East Carolina

8 H North Carolina St.	15	3
221 A Memphis	5	6



Average RPI Win: 173		WON-LOST	WINNING	LAST 15	STRENGTH OF	OPP. STRENGTH	TEAM	ADJ	CONF.	ADJ CONF.							
Average RPI Loss: 72		RECORD	PCT. RANK	GAMES	SCHEDULE	OF SCHEDULE	RPI	RPI	RPI	RPI							
DIV. I ONLY		27-10-0	.72973	19	12-3-0	97	128	29	.57193	29	16	15					
DIV. I NON-CONF.		19-8-0	.7037	46	6-1-0	57	100	33	.5728	33	15	15					
<hr/>																	
TOTALS		RPI 1-25		RPI 26-50		W-L RECORDS		RPI 51-100		RPI 101-150		RPI 150+					
27-10-0		1-3-0		1-1-0		OVERALL		4-4-0		4-0-0		17-2-0					
22-2-0		1-1-0		1-0-0		HOME		3-1-0		1-0-0		16-0-0					
5-8-0		0-2-0		0-1-0		AWAY		1-3-0		3-0-0		1-2-0					
0-0-0		0-0-0		0-0-0		NEUTRAL		0-0-0		0-0-0		0-0-0					
<hr/>																	
19-8-0		1-3-0		1-1-0		NON-CONFERENCE		4-4-0		1-0-0		12-0-0					
17-2-0		1-1-0		1-0-0		HOME		3-1-0		1-0-0		11-0-0					
2-6-0		0-2-0		0-0-		AWAY		1-3-0		0-0-0		1-0-0					
0-0-0		0-0-0		0-0-0		NEUTRAL		0-0-0		0-0-0		0-0-0					
<hr/>																	
8-2-0		0-0-0		0-0-0		CONFERENCE		0-0-0		3-0-0		5-2-0					
5-0-0		0-0-0		0-0-0		HOME		0-0-0		0-0-0		5-0-0					
3-2-0		0-0-0		0-0-0		AWAY		0-0-0		3-0-0		0-2-0					
0-0-0		0-0-0		0-0-0		NEUTRAL		0-0-0		0-0-0		0-0-0					
<hr/>																	
RPI	S	Opponent		Score		RPI	S	Opponent		Score		RPI	S	Opponent		Score	
8	A	North Carolina St.		2	5	28	A	East Carolina		6	9	54	A	High Point		5	1
8	H	North Carolina St.		6	4	42	H	UNCG		8	4	64	A	North Florida		11	12
10	H	Coastal Caro.		4	6							64	A	North Florida		1	13
14	A	North Carolina		9	10							64	A	North Florida		2	3
												86	H	VCU		11	4
												91	H	Penn St.		11	2
												91	H	Penn St.		5	1
												91	H	Penn St.		4	5
														187 A Northeastern		0	3
														187 A Northeastern		4	9
														198 H Elon		12	3
														198 H Elon		10	4
														209 H South Dakota St.		15	5
														215 H Eastern Ky.		10	7
														241 H Towson		11	4
														241 H Towson		6	2
														241 H Towson		7	2
														273 H Iona		11	4
														273 H Iona		19	7
														273 H Iona		11	1
														274 H ETSU		16	11
														274 H ETSU		17	7
														274 H ETSU		15	5
<hr/>																	
LAST 15 GAMES																	
						14	A	North Carolina		9	10	274	H	ETSU		15	5
						241	H	Towson		11	4	54	A	High Point		5	1
						241	H	Towson		6	2	116	A	William & Mary		6	1
						241	H	Towson		7	2						
						163	H	Campbell		14	7						

Non-Div. I Games:

UNCW

274	H	ETSU	16	11
274	H	ETSU	17	7

U  
N  
C  
W

U  
N  
C  
W

Average RPI Win: 124		WON-LOST	WINNING	LAST 15	STRENGTH OF		OPP. STRENGTH	TEAM	ADJ	CONF.	ADJ CONF.
Average RPI Loss: 55		RECORD	PCT. RANK	GAMES	SCHEDULE		OF SCHEDULE	RPI	RPI	RPI	RPI
DIV. I ONLY		27-17-0	.61364	74	32		18	30	.57144	30	2
DIV. I NON-CONF.		17-6-0	.73913	31	197		156	50	.55685	50	1
TOTALS		RPI 1-25	RPI 26-50		W-L RECORDS		RPI 51-100		RPI 101-150		RPI 150+
27-17-0		8-9-0	2-3-0		OVERALL		3-1-0		1-2-0		13-2-0
19-5-0		6-3-0	1-0-0		HOME		3-1-0		0-0-0		9-1-0
7-12-0		2-6-0	1-3-0		AWAY		0-0-0		1-2-0		3-1-0
1-0-0		0-0-0	0-0-0		NEUTRAL		0-0-0		0-0-0		1-0-0
17-6-0		1-1-0	1-1-0		NON-CONFERENCE		1-0-0		1-2-0		13-2-0
11-1-0		0-0-0	1-0-0		HOME		1-0-0		0-0-0		9-1-0
5-5-0		1-1-0	0-0-		AWAY		0-0-0		1-2-0		3-1-0
1-0-0		0-0-0	0-0-0		NEUTRAL		0-0-0		0-0-0		1-0-0
10-11-0		7-8-0	1-2-0		CONFERENCE		2-1-0		0-0-0		0-0-0
8-4-0		6-3-0	0-0-0		HOME		2-1-0		0-0-0		0-0-0
2-7-0		1-5-0	1-2-0		AWAY		0-0-0		0-0-0		0-0-0
0-0-0		0-0-0	0-0-0		NEUTRAL		0-0-0		0-0-0		0-0-0
RPI S	Opponent	Score	RPI S	Opponent	Score	RPI S	Opponent	Score	RPI S	Opponent	Score
6 H	Florida St.	4 2	38 A	Notre Dame	5 6	54 H	High Point	8 3	126 A	Southern California	1 2
6 H	Florida St.	8 13	38 A	Notre Dame	2 10	61 H	Duke	3 2	126 A	Southern California	5 4
6 H	Florida St.	9 0	38 A	Notre Dame	15 13	61 H	Duke	2 3	126 A	Southern California	4 9
8 A	North Carolina St.	7 11	42 A	UNCG	3 18	61 H	Duke	12 0	160 A	Charlotte	6 7
8 A	North Carolina St.	1 6	42 H	UNCG	6 4				160 H	Charlotte	6 5
8 A	North Carolina St.	2 3							161 H	Richmond	17 4
10 A	Coastal Caro.	11 0							189 H	Georgetown	3 1
10 A	Coastal Caro.	6 7							195 A	Davidson	7 6
11 H	Clemson	6 4							195 H	Davidson	7 4
11 H	Clemson	5 6							198 A	Elon	4 3
11 H	Clemson	8 13							206 H	UMBC	10 8
14 H	North Carolina	5 4							228 H	Harvard	3 6
14 H	North Carolina	3 2							230 H	VMI	8 4
14 H	North Carolina	6 1							241 H	Towson	8 4
23 A	Virginia	9 8							251 A	Appalachian St.	15 9
23 A	Virginia	4 6							251 N	Appalachian St.	10 7
23 A	Virginia	0 4							295 H	Saint Peter's	8 2
									296 H	Mt. St. Mary's	8 2
LAST 15 GAMES											
251 N	Appalachian St.	10 7	6 H	Florida St.	9 0						
14 H	North Carolina	3 2	42 A	UNCG	3 18						
14 H	North Carolina	5 4	42 H	UNCG	6 4						
14 H	North Carolina	6 1									
251 A	Appalachian St.	15 9									

Non-Div. I Games:

Wake Forest

6 H Florida St.	4	2
6 H Florida St.	8	13

Wake Forest

Wake Forest

Average RPI Win: 107		WON-LOST RECORD		WINNING PCT. RANK		LAST 15 GAMES		STRENGTH OF SCHEDULE		OPP. STRENGTH OF SCHEDULE		TEAM RPI		ADJ RPI		CONF. RPI		ADJ CONF. RPI					
DIV. I ONLY		27-13-0		.675 37		9-6-0		59		29		31		.57124 31		6		6					
DIV. I NON-CONF.		20-9-0		.68966 51		2-2-0		69		26		30		.57456 30		6		6					
TOTALS		RPI 1-25		RPI 26-50		W-L RECORDS		RPI 51-100		RPI 101-150		RPI 150+											
27-13-0		5-1-0		3-2-0		OVERALL		3-5-0		9-4-0		7-1-0											
18-5-0		3-0-0		2-1-0		HOME		2-2-0		4-2-0		7-0-0											
7-7-0		1-1-0		0-1-0		AWAY		1-2-0		5-2-0		0-1-0											
2-1-0		1-0-0		1-0-0		NEUTRAL		0-1-0		0-0-0		0-0-0											
20-9-0		5-1-0		1-1-0		NON-CONFERENCE		2-4-0		5-2-0		7-1-0											
15-2-0		3-0-0		0-0-0		HOME		2-2-0		3-0-0		7-0-0											
3-6-0		1-1-0		0-0-		AWAY		0-1-0		2-2-0		0-1-0											
2-1-0		1-0-0		1-0-0		NEUTRAL		0-1-0		0-0-0		0-0-0											
7-4-0		0-0-0		2-1-0		CONFERENCE		1-1-0		4-2-0		0-0-0											
3-3-0		0-0-0		2-1-0		HOME		0-0-0		1-2-0		0-0-0											
4-1-0		0-0-0		0-0-0		AWAY		1-1-0		3-0-0		0-0-0											
0-0-0		0-0-0		0-0-0		NEUTRAL		0-0-0		0-0-0		0-0-0											
RPI	S	Opponent		Score		RPI	S	Opponent		Score		RPI	S	Opponent		Score							
13	A	La.-Lafayette		2	9	26	N	Arizona		11	10	58	A	Southeastern La.		4	13	102	A	Texas	5	3	
13	H	La.-Lafayette		5	3	28	H	East Carolina		5	2	58	H	Southeastern La.		6	7	102	A	Texas	3	10	
17	A	LSU		7	1	28	H	East Carolina		3	7	63	A	UConn		14	5	102	A	Texas	3	2	
17	H	LSU		4	1	28	H	East Carolina		3	0	63	A	UConn		4	9	112	H	Pepperdine	11	0	
18	H	Southern Miss.		12	0	45	A	New Orleans		9	10	82	N	Nebraska		5	11	112	H	Pepperdine	15	0	
18	N	Southern Miss.		12	7							87	H	Illinois		3	0	112	H	Pepperdine	4	3	
												87	H	Illinois		6	5	118	A	UCF	4	1	
												87	H	Illinois		2	5	118	A	UCF	6	0	
																		118	A	UCF	4	3	
																		125	H	Cincinnati	4	7	
																		125	H	Cincinnati	1	2	
																		125	H	Cincinnati	1	0	
																		130	A	San Diego	6	7	
																		151	H	Furman	8	0	
																		151	H	Furman	11	6	
																		151	H	Furman	10	6	
																		214	A	Nicholls St.	1	2	
																		243	H	Illinois St.	9	3	
																		243	H	Illinois St.	13	0	
																		243	H	Illinois St.	3	2	
																		298	H	Alabama A&M	7	0	
						LAST 15 GAMES																	
		17 H LSU		4	1			125 H Cincinnati		1	2												
		118 A UCF		6	0			13 A La.-Lafayette		2	9												
		118 A UCF		4	1			28 H East Carolina		3	7												
		118 A UCF		4	3																		
		18 H Southern Miss.		12	0																		

Non-Div. I Games:

Tulane

125 H Cincinnati	4	7
125 H Cincinnati	1	0

T  
u  
l  
a  
n  
e

T  
u  
l  
a  
n  
e

Average RPI Win: 147		WON-LOST RECORD		WINNING PCT. RANK		LAST 15 GAMES		STRENGTH OF SCHEDULE		OPP. STRENGTH OF SCHEDULE		TEAM RPI		ADJ RPI		CONF. RPI		ADJ CONF. RPI	
DIV. I ONLY		23-12-0		.65714 47		12-3-0		85		158		32		.57042 32		7		7	
DIV. I NON-CONF.		14-10-0		.58333 97		3-1-0		54		242		40		.56491 40		7		7	
TOTALS		RPI 1-25		RPI 26-50		W-L RECORDS		RPI 51-100		RPI 101-150		RPI 150+							
23-12-0		2-0-0		0-1-0		OVERALL		6-3-0		3-3-0		12-5-0							
7-2-0		0-0-0		0-0-0		HOME		4-2-0		0-0-0		3-0-0							
13-9-0		2-0-0		0-0-0		AWAY		2-1-0		1-3-0		8-5-0							
3-1-0		0-0-0		0-1-0		NEUTRAL		0-0-0		2-0-0		1-0-0							
14-10-0		0-0-0		0-1-0		NON-CONFERENCE		2-1-0		3-3-0		9-5-0							
3-0-0		0-0-0		0-0-0		HOME		0-0-0		0-0-0		3-0-0							
8-9-0		0-0-0		0-0-		AWAY		2-1-0		1-3-0		5-5-0							
3-1-0		0-0-0		0-1-0		NEUTRAL		0-0-0		2-0-0		1-0-0							
9-2-0		2-0-0		0-0-0		CONFERENCE		4-2-0		0-0-0		3-0-0							
4-2-0		0-0-0		0-0-0		HOME		4-2-0		0-0-0		0-0-0							
5-0-0		2-0-0		0-0-0		AWAY		0-0-0		0-0-0		3-0-0							
0-0-0		0-0-0		0-0-0		NEUTRAL		0-0-0		0-0-0		0-0-0							
RPI S	Opponent	Score		RPI S	Opponent	Score		RPI S	Opponent	Score		RPI S	Opponent	Score					
25 A	Michigan	8	1	49 N	Oregon St.	7	8	57 H	Maryland	2	4	104 A	Seattle	4	5				
25 A	Michigan	5	3					57 H	Maryland	9	5	104 A	Seattle	1	4				
								57 H	Maryland	6	4	104 A	Seattle	3	13				
								92 H	Iowa	4	1	104 A	Seattle	12	2				
								92 H	Iowa	3	6	131 N	Utah	9	3				
								92 H	Iowa	6	3	131 N	Utah	6	1				
								93 A	Missouri St.	7	5	159 A	Utah Valley	2	3				
								93 A	Missouri St.	4	5	159 A	Utah Valley	6	15				
								93 A	Missouri St.	12	5	159 A	Utah Valley	13	5				
												159 N	Utah Valley	8	2				
												163 A	Campbell	7	5				
												163 A	Campbell	3	1				
												163 A	Campbell	7	11				
												169 A	North Dakota St.	4	7				
												169 H	North Dakota St.	10	0				
												209 H	South Dakota St.	7	3				
												222 H	Northern Ill.	12	10				
												237 A	Georgia St.	3	0				
												237 A	Georgia St.	3	4				
												237 A	Georgia St.	11	6				
												254 A	Northwestern	6	5				
												254 A	Northwestern	10	1				
												254 A	Northwestern	8	0				
				LAST 15 GAMES															
				169 A	North Dakota St.	4	7	57 H	Maryland	9	5								
				254 A	Northwestern	8	0	209 H	South Dakota St.	7	3								
				254 A	Northwestern	10	1	25 A	Michigan	5	3								
				254 A	Northwestern	6	5												
				169 H	North Dakota St.	10	0												

Non-Div. I Games: Saint Mary's (MN) 9 1 Augsburg 10 3

Minnesota

57 H Maryland	6	4
57 H Maryland	2	4

M  
i  
n  
n  
e  
s  
o  
t  
a

M  
i  
n  
n  
e  
s  
o  
t  
a



[illegible]

**Non-Div. I Games:**

Pittsburgh

192 A Virginia Tech	6	5
192 A Virginia Tech	4	5

P  
i  
t  
t  
s  
b  
u  
r  
g  
h

P  
i  
t  
t  
s  
b  
u  
r  
g  
h

Average RPI Win:	127	WON-LOST	WINNING	LAST 15	STRENGTH OF	OPP. STRENGTH	TEAM	ADJ	CONF.	ADJ CONF.			
Average RPI Loss:	117	RECORD	PCT. RANK	GAMES	SCHEDULE	OF SCHEDULE	RPI	RPI	RPI	RPI			
DIV. I ONLY		28-11-0	.71795	24	9-6-0	130	25	34	.56813	34	3	3	
DIV. I NON-CONF.		16-5-0	.7619	24	3-1-0	120	35	32	.57292	32	4	4	
<hr/>													
TOTALS	RPI 1-25	RPI 26-50		W-L RECORDS		RPI 51-100		RPI 101-150		RPI 150+			
28-11-0	3-1-0	0-0-0		OVERALL		8-3-0		9-4-0		8-3-0			
14-5-0	0-0-0	0-0-0		HOME		3-1-0		5-1-0		6-3-0			
12-6-0	3-1-0	0-0-0		AWAY		5-2-0		4-3-0		0-0-0			
2-0-0	0-0-0	0-0-0		NEUTRAL		0-0-0		0-0-0		2-0-0			
<hr/>													
16-5-0	3-1-0	0-0-0		NON-CONFERENCE		3-2-0		3-1-0		7-1-0			
10-3-0	0-0-0	0-0-0		HOME		3-1-0		2-1-0		5-1-0			
4-2-0	3-1-0	0-0-		AWAY		0-1-0		1-0-0		0-0-0			
2-0-0	0-0-0	0-0-0		NEUTRAL		0-0-0		0-0-0		2-0-0			
<hr/>													
12-6-0	0-0-0	0-0-0		CONFERENCE		5-1-0		6-3-0		1-2-0			
4-2-0	0-0-0	0-0-0		HOME		0-0-0		3-0-0		1-2-0			
8-4-0	0-0-0	0-0-0		AWAY		5-1-0		3-3-0		0-0-0			
0-0-0	0-0-0	0-0-0		NEUTRAL		0-0-0		0-0-0		0-0-0			
<hr/>													
RPI S	Opponent	Score		RPI S	Opponent	Score		RPI S	Opponent	Score			
1 A	Florida	1	2			62 A	Old Dominion	11	0	117 H	UAB	5	0
5 A	Miami (FL)	4	3			62 A	Old Dominion	3	1	117 H	UAB	7	3
12 A	Mississippi St.	10	6			62 A	Old Dominion	10	7	117 H	UAB	5	3
12 A	Mississippi St.	4	0			73 H	Rutgers	3	2	118 A	UCF	5	0
						73 H	Rutgers	4	5	118 H	UCF	1	3
						73 H	Rutgers	9	8	120 H	Saint Joseph's	4	1
						95 A	FGCU	2	3	120 H	Saint Joseph's	1	0
						95 H	FGCU	5	2	123 A	FIU	6	7
						99 A	Marshall	10	2	123 A	FIU	3	4
						99 A	Marshall	2	7	123 A	FIU	9	1
						99 A	Marshall	6	3	144 A	Middle Tenn.	6	8
										144 A	Middle Tenn.	7	2
										144 A	Middle Tenn.	12	1
										160 H	Charlotte	17	8
										160 H	Charlotte	6	7
										160 H	Charlotte	7	12
										189 H	Georgetown	14	2
										189 H	Georgetown	11	13
										189 H	Georgetown	6	0
										209 N	South Dakota St.	4	2
										209 N	South Dakota St.	11	5
										272 H	LIU Brooklyn	17	2
										272 H	LIU Brooklyn	4	3
										272 H	LIU Brooklyn	5	1
LAST 15 GAMES													
118 H	UCF	1	3	99 A	Marshall	6	3	272 H	LIU Brooklyn	4	3		
123 A	FIU	9	1	95 H	FGCU	5	2						
123 A	FIU	3	4	160 H	Charlotte	6	7						
123 A	FIU	6	7										
5 A	Miami (FL)	4	3										

**Non-Div. I Games:**

Fla. Atlantic

99 A Marshall	2	7
99 A Marshall	10	2

F  
l  
a  
.  
A  
t  
l  
a  
n  
t  
i  
c

F  
l  
a  
.  
A  
t  
l  
a  
n  
t  
i  
c

Average RPI Win: 207		WON-LOST RECORD	WINNING PCT. RANK	LAST 15 GAMES	STRENGTH OF SCHEDULE	OPP. STRENGTH OF SCHEDULE	TEAM RPI	ADJ RPI		CONF. RPI	ADJ CONF. RPI										
Average RPI Loss: 113																					
DIV. I ONLY		29-7-0	.80556	2	13-2-0	204	219	35	.56757	35	28	28									
DIV. I NON-CONF.		16-6-0	.72727	37	6-1-0	159	154	35	.56878	35	28	28									
<hr/>																					
TOTALS		RPI 1-25		RPI 26-50		W-L RECORDS		RPI 51-100		RPI 101-150		RPI 150+									
29-7-0		0-1-0		1-0-0		OVERALL		2-4-0		1-0-0		25-2-0									
9-1-0		0-0-0		0-0-0		HOME		0-1-0		0-0-0		9-0-0									
15-5-0		0-0-0		0-0-0		AWAY		1-3-0		1-0-0		13-2-0									
5-1-0		0-1-0		1-0-0		NEUTRAL		1-0-0		0-0-0		3-0-0									
<hr/>																					
16-6-0		0-1-0		1-0-0		NON-CONFERENCE		2-4-0		1-0-0		12-1-0									
3-1-0		0-0-0		0-0-0		HOME		0-1-0		0-0-0		3-0-0									
8-4-0		0-0-0		0-0-		AWAY		1-3-0		1-0-0		6-1-0									
5-1-0		0-1-0		1-0-0		NEUTRAL		1-0-0		0-0-0		3-0-0									
<hr/>																					
13-1-0		0-0-0		0-0-0		CONFERENCE		0-0-0		0-0-0		13-1-0									
6-0-0		0-0-0		0-0-0		HOME		0-0-0		0-0-0		6-0-0									
7-1-0		0-0-0		0-0-0		AWAY		0-0-0		0-0-0		7-1-0									
0-0-0		0-0-0		0-0-0		NEUTRAL		0-0-0		0-0-0		0-0-0									
<hr/>																					
RPI	S	Opponent		Score		RPI	S	Opponent		Score		RPI	S	Opponent		Score					
9	N	UC Santa Barbara		2	16	37	N	Kentucky		7	4	57	A	Maryland		2	0				
												57	A	Maryland		6	8				
												57	A	Maryland		3	5				
												63	A	UConn		3	6				
												74	H	Hartford		8	9				
												91	N	Penn St.		3	1				
												136	A	Rhode Island		6	5				
												153	N	Monmouth		8	4				
												153	N	Monmouth		8	5				
												166	H	Stony Brook		6	2				
												166	H	Stony Brook		8	4				
												166	H	Stony Brook		14	5				
												174	A	Delaware		16	5				
												183	A	San Diego St.		10	2				
												187	A	Northeastern		19	2				
												216	A	Central Conn. St.		6	1				
												216	A	Central Conn. St.		8	1				
												216	A	Central Conn. St.		5	4				
												216	A	Central Conn. St.		7	0				
												239	N	Army West Point		6	1				
												249	A	Fairleigh Dickinson		3	10				
												249	A	Fairleigh Dickinson		19	1				
												249	A	Fairleigh Dickinson		11	9				
												249	A	Fairleigh Dickinson		6	2				
												259	A	Brown		15	3				
												272	H	LIU Brooklyn		3	1				
												272	H	LIU Brooklyn		5	1				
												276	H	Wagner		10	4				
												276	H	Wagner		3	2				
												276	H	Wagner		7	0				
												276	H	Wagner		5	1				
												283	A	George Mason		7	0				
												283	A	George Mason		12	2				
<hr/>																					
LAST 15 GAMES																					
				259	A	Brown		15	3	276	H	Wagner		10	4	276	H	Wagner		3	2
				166	H	Stony Brook		6	2	276	H	Wagner		7	0	276	H	Wagner		7	0
				166	H	Stony Brook		8	4	63	A	UConn		3	6	276	H	Wagner		5	1
				166	H	Stony Brook		14	5							283	A	George Mason		7	0
				187	A	Northeastern		19	2							283	A	George Mason		12	2

Non-Div. I Games:

Bryant

Bryant

276	H	Wagner	5	1
276	H	Wagner	3	2

Through Games Of April 26, 2016

RPI	S	Opponent	Score	
283	A	George Mason	2	3

Bryant

B  
r  
y  
a  
n  
t

B  
r  
y  
a  
n  
t

South Ala.

South Ala.

251 A Appalachian St.	3	4
251 A Appalachian St.	8	1

Through Games Of April 26, 2016

RPI	S	Opponent	Score	
294	H	Southern U.	12	2
294	H	Southern U.	7	1

South Ala.

S  
o  
u  
t  
h  
A  
l  
a  
.

S  
o  
u  
t  
h  
A  
l  
a  
.



Average RPI Win: 140		WON-LOST RECORD		WINNING PCT. RANK		LAST 15 GAMES		STRENGTH OF SCHEDULE		OPP. STRENGTH OF SCHEDULE		TEAM RPI		ADJ RPI		CONF. RPI		ADJ CONF. RPI					
DIV. I ONLY		25-15-0		.625 65		7-8-0		23		51		37		.56651 37		1		1					
DIV. I NON-CONF.		15-7-0		.68182 52		1-2-0		158		189		101		.5276 101		2		2					
TOTALS		RPI 1-25		RPI 26-50		W-L RECORDS		RPI 51-100		RPI 101-150		RPI 150+											
25-15-0		5-7-0		2-2-0		OVERALL		4-4-0		2-1-0		12-1-0											
17-7-0		2-2-0		2-1-0		HOME		2-3-0		2-0-0		9-1-0											
6-6-0		3-4-0		0-0-0		AWAY		2-1-0		0-1-0		1-0-0											
2-2-0		0-1-0		0-1-0		NEUTRAL		0-0-0		0-0-0		2-0-0											
15-7-0		0-3-0		0-1-0		NON-CONFERENCE		1-1-0		2-1-0		12-1-0											
12-3-0		0-1-0		0-0-0		HOME		1-1-0		2-0-0		9-1-0											
1-2-0		0-1-0		0-0-		AWAY		0-0-0		0-1-0		1-0-0											
2-2-0		0-1-0		0-1-0		NEUTRAL		0-0-0		0-0-0		2-0-0											
10-8-0		5-4-0		2-1-0		CONFERENCE		3-3-0		0-0-0		0-0-0											
5-4-0		2-1-0		2-1-0		HOME		1-2-0		0-0-0		0-0-0											
5-4-0		3-3-0		0-0-0		AWAY		2-1-0		0-0-0		0-0-0											
0-0-0		0-0-0		0-0-0		NEUTRAL		0-0-0		0-0-0		0-0-0											
RPI	S	Opponent		Score		RPI	S	Opponent		Score		RPI	S	Opponent		Score							
1	H	Florida		7 4		35	N	Bryant		4 7		55	A	Tennessee		5 4		113	H	Morehead St.		10 5	
1	H	Florida		5 4		48	H	Alabama		6 2		55	A	Tennessee		10 2		125	H	Cincinnati		8 4	
1	H	Florida		5 12		48	H	Alabama		1 2		55	A	Tennessee		5 14		127	A	Wofford		4 5	
2	A	Louisville		6 7		48	H	Alabama		3 2		67	H	Austin Peay		3 2		171	H	Xavier		6 2	
2	H	Louisville		6 9								77	H	Western Ky.		6 14		183	A	San Diego St.		6 0	
9	N	UC Santa Barbara		4 11								85	H	Arkansas		0 2		207	H	Murray St.		11 1	
15	A	Vanderbilt		3 0								85	H	Arkansas		5 4		235	H	USC Upstate		5 3	
15	A	Vanderbilt		0 3								85	H	Arkansas		0 1		235	H	USC Upstate		3 1	
15	A	Vanderbilt		2 3														235	H	USC Upstate		3 0	
24	A	Georgia		14 6														247	H	Northern Ky.		4 5	
24	A	Georgia		11 4														256	H	Dayton		5 3	
24	A	Georgia		2 5														256	N	Dayton		15 2	
																		257	H	Buffalo		5 1	
																		257	H	Buffalo		14 3	
																		257	H	Buffalo		9 8	
																		283	N	George Mason		8 6	
LAST 15 GAMES																							
256	H	Dayton		5 3		15	A	Vanderbilt		0 3													
85	H	Arkansas		0 2		2	H	Louisville		6 9													
85	H	Arkansas		5 4		48	H	Alabama		1 2													
85	H	Arkansas		0 1																			
2	A	Louisville		6 7																			

Non-Div. I Games:

Kentucky

15 A Vanderbilt	3	0
15 A Vanderbilt	2	3

K  
e  
n  
t  
u  
c  
k  
y

K  
e  
n  
t  
u  
c  
k  
y

Average RPI Win:		142	WON-LOST RECORD		WINNING PCT. RANK		LAST 15 GAMES		STRENGTH OF SCHEDULE		OPP. STRENGTH OF SCHEDULE		TEAM RPI	ADJ RPI		CONF. RPI	ADJ CONF. RPI
DIV. I ONLY			24-15-0		.61538 73		10-5-0		58		40		38	.5656 38		2	2
DIV. I NON-CONF.			15-5-0		.75 27		6-0-0		238		213		78	.53808 78		1	1
TOTALS		RPI 1-25		RPI 26-50		W-L RECORDS		RPI 51-100		RPI 101-150		RPI 150+					
24-15-0		2-9-0		5-2-0		OVERALL		4-0-0		2-3-0		11-1-0					
12-2-0		1-1-0		5-1-0		HOME		2-0-0		0-0-0		4-0-0					
6-10-0		1-8-0		0-0-0		AWAY		1-0-0		1-2-0		3-0-0					
6-3-0		0-0-0		0-1-0		NEUTRAL		1-0-0		1-1-0		4-1-0					
15-5-0		1-0-0		0-1-0		NON-CONFERENCE		4-0-0		2-3-0		8-1-0					
7-0-0		1-0-0		0-0-0		HOME		2-0-0		0-0-0		4-0-0					
2-2-0		0-0-0		0-0-		AWAY		1-0-0		1-2-0		0-0-0					
6-3-0		0-0-0		0-1-0		NEUTRAL		1-0-0		1-1-0		4-1-0					
9-10-0		1-9-0		5-1-0		CONFERENCE		0-0-0		0-0-0		3-0-0					
5-2-0		0-1-0		5-1-0		HOME		0-0-0		0-0-0		0-0-0					
4-8-0		1-8-0		0-0-0		AWAY		0-0-0		0-0-0		3-0-0					
0-0-0		0-0-0		0-0-0		NEUTRAL		0-0-0		0-0-0		0-0-0					
RPI	S	Opponent		Score		RPI	S	Opponent		Score		RPI	S	Opponent		Score	
2	A	Louisville		0 1		30	H	Wake Forest		13 15		51	N	Gonzaga		7 6	
2	A	Louisville		2 8		30	H	Wake Forest		10 2		75	A	Michigan St.		1 0	
2	A	Louisville		3 4		30	H	Wake Forest		6 5		80	H	Valparaiso		3 1	
5	H	Miami (FL)		2 10		48	N	Alabama		0 4		100	H	Oregon		6 3	
6	A	Florida St.		6 12		50	H	Boston College		11 9							
6	A	Florida St.		6 11		50	H	Boston College		4 1							
6	A	Florida St.		6 7		50	H	Boston College		4 1							
8	A	North Carolina St.		8 4													
8	A	North Carolina St.		1 9													
8	A	North Carolina St.		6 16													
25	H	Michigan		9 5													
LAST 15 GAMES																	
122	N	Indiana		5 0		50	H	Boston College		4 1							
6	A	Florida St.		6 11		50	H	Boston College		4 1							
6	A	Florida St.		6 7		291	H	Chicago St.		6 3							
6	A	Florida St.		6 12													
260	H	Central Mich.		7 6													

Non-Div. I Games:

Notre Dame

75	A	Michigan St.	1	0
50	H	Boston College	11	9

N  
o  
t  
r  
e  
D  
a  
m  
e

N  
o  
t  
r  
e  
D  
a  
m  
e

Average RPI Win:		199	WON-LOST RECORD		WINNING PCT. RANK		LAST 15 GAMES		STRENGTH OF SCHEDULE		OPP. STRENGTH OF SCHEDULE		TEAM RPI		ADJ RPI		CONF. RPI		ADJ CONF. RPI				
DIV. I ONLY			28-11-0		.71795 24		12-3-0		184		111		39		.56421 39		21		21				
DIV. I NON-CONF.			10-8-0		.55556 117		3-0-0		86		121		51		.55475 51		22		21				
TOTALS		RPI 1-25		RPI 26-50		W-L RECORDS		RPI 51-100		RPI 101-150		RPI 150+											
28-11-0		0-2-0		0-3-0		OVERALL		4-4-0		5-1-0		19-1-0											
12-1-0		0-0-0		0-0-0		HOME		0-0-0		4-0-0		8-1-0											
16-10-0		0-2-0		0-3-0		AWAY		4-4-0		1-1-0		11-0-0											
0-0-0		0-0-0		0-0-0		NEUTRAL		0-0-0		0-0-0		0-0-0											
10-8-0		0-2-0		0-3-0		NON-CONFERENCE		1-1-0		2-1-0		7-1-0											
3-1-0		0-0-0		0-0-0		HOME		0-0-0		1-0-0		2-1-0											
7-7-0		0-2-0		0-0-		AWAY		1-1-0		1-1-0		5-0-0											
0-0-0		0-0-0		0-0-0		NEUTRAL		0-0-0		0-0-0		0-0-0											
18-3-0		0-0-0		0-0-0		CONFERENCE		3-3-0		3-0-0		12-0-0											
9-0-0		0-0-0		0-0-0		HOME		0-0-0		3-0-0		6-0-0											
9-3-0		0-0-0		0-0-0		AWAY		3-3-0		0-0-0		6-0-0											
0-0-0		0-0-0		0-0-0		NEUTRAL		0-0-0		0-0-0		0-0-0											
RPI	S	Opponent		Score		RPI	S	Opponent		Score		RPI	S	Opponent		Score							
7	A	Ole Miss		4	6	44	A	Lamar		1	2	66	A	Jacksonville St.		2	6	113	H	Morehead St.	6	5	
7	A	Ole Miss		2	10	44	A	Lamar		2	5	66	A	Jacksonville St.		11	2	113	H	Morehead St.	5	4	
						44	A	Lamar		1	2	66	A	Jacksonville St.		13	6	113	H	Morehead St.	5	1	
												67	A	Austin Peay		7	3	124	A	Arkansas St.	13	8	
												67	A	Austin Peay		1	6	124	H	Arkansas St.	4	2	
												67	A	Austin Peay		6	8	129	A	Southern Ill.	5	6	
												96	A	Missouri		7	2	170	H	Central Ark.	0	1	
												96	A	Missouri		6	13	170	H	Central Ark.	6	2	
																		170	H	Central Ark.	6	0	
																		215	A	Eastern Ky.	4	1	
																		215	A	Eastern Ky.	2	1	
																		215	A	Eastern Ky.	7	3	
																		238	H	SIUE	20	11	
																		238	H	SIUE	9	5	
																		238	H	SIUE	4	0	
																		266	H	Eastern Ill.	20	7	
																		266	H	Eastern Ill.	12	11	
																		266	H	Eastern Ill.	15	1	
																		268	A	Saint Louis	10	3	
																		270	A	UT Martin	19	6	
																		270	A	UT Martin	26	2	
																		270	A	UT Martin	15	6	
																		278	A	Ark.-Pine Bluff	8	2	
																		278	A	Ark.-Pine Bluff	9	2	
																		278	A	Ark.-Pine Bluff	10	0	
																		292	A	Alcorn	17	4	
LAST 15 GAMES																							
						66	A	Jacksonville St.		11	2	124	A	Arkansas St.		13	8	278	A	Ark.-Pine Bluff	8	2	
						66	A	Jacksonville St.		13	6	67	A	Austin Peay		7	3	278	A	Ark.-Pine Bluff	9	2	
						66	A	Jacksonville St.		2	6	67	A	Austin Peay		6	8	278	A	Ark.-Pine Bluff	10	0	
						268	A	Saint Louis		10	3							292	A	Alcorn	17	4	
						266	H	Eastern Ill.		20	7												

Non-Div. I Games: Harris-Stowe 18 10

Southeast Mo. St.

266 H Eastern Ill.	12	11
266 H Eastern Ill.	15	1

S  
o  
u  
t  
h  
e  
a  
s  
t  
M  
o  
.  
S  
t  
.

S  
o  
u  
t  
h  
e  
a  
s  
t  
M  
o  
.  
S  
t  
.

Average RPI Win:	106	WON-LOST RECORD	WINNING PCT. RANK	LAST 15 GAMES	STRENGTH OF SCHEDULE	OPP. STRENGTH OF SCHEDULE	TEAM RPI	ADJ RPI	CONF. RPI	ADJ CONF. RPI	
Average RPI Loss:	69										
DIV. I ONLY	23-14-0	.62162	70	7-8-0	54	28	40	.56361	40	4	4
DIV. I NON-CONF.	13-4-0	.76471	23	2-0-0	128	5	19	.58384	19	3	3
<hr/>											
TOTALS	RPI 1-25	RPI 26-50		W-L RECORDS		RPI 51-100		RPI 101-150		RPI 150+	
23-14-0	1-2-0	3-3-0		OVERALL		9-7-0		7-2-0		3-0-0	
14-6-0	1-2-0	3-3-0		HOME		5-1-0		2-0-0		3-0-0	
9-8-0	0-0-0	0-0-0		AWAY		4-6-0		5-2-0		0-0-0	
0-0-0	0-0-0	0-0-0		NEUTRAL		0-0-0		0-0-0		0-0-0	
13-4-0	1-2-0	0-0-0		NON-CONFERENCE		3-2-0		6-0-0		3-0-0	
7-2-0	1-2-0	0-0-0		HOME		1-0-0		2-0-0		3-0-0	
6-2-0	0-0-0	0-0-		AWAY		2-2-0		4-0-0		0-0-0	
0-0-0	0-0-0	0-0-0		NEUTRAL		0-0-0		0-0-0		0-0-0	
10-10-0	0-0-0	3-3-0		CONFERENCE		6-5-0		1-2-0		0-0-0	
7-4-0	0-0-0	3-3-0		HOME		4-1-0		0-0-0		0-0-0	
3-6-0	0-0-0	0-0-0		AWAY		2-4-0		1-2-0		0-0-0	
0-0-0	0-0-0	0-0-0		NEUTRAL		0-0-0		0-0-0		0-0-0	
RPI S	Opponent	Score		RPI S	Opponent	Score		RPI S	Opponent	Score	
16 H	Texas Tech	9	2	26 H	Arizona	5	8	61 A	Duke	5	2
16 H	Texas Tech	8	11	26 H	Arizona	0	3	61 A	Duke	4	5
25 H	Michigan	0	5	26 H	Arizona	6	7	61 A	Duke	5	6
				49 H	Oregon St.	5	0	68 A	Cal Poly	7	1
				49 H	Oregon St.	6	2	68 H	Cal Poly	5	4
				49 H	Oregon St.	5	3	70 H	UCLA	8	2
								70 H	UCLA	9	1
								70 H	UCLA	5	3
								89 A	Arizona St.	0	4
								89 A	Arizona St.	8	4
								89 A	Arizona St.	4	6
								90 H	Stanford	6	8
								90 H	Stanford	5	2
								100 A	Oregon	3	4
								100 A	Oregon	12	2
								100 A	Oregon	5	11
<hr/>											
LAST 15 GAMES											
				68 H	Cal Poly	5	4	89 A	Arizona St.	4	6
				26 H	Arizona	6	7	68 A	Cal Poly	7	1
				26 H	Arizona	5	8	100 A	Oregon	5	11
				26 H	Arizona	0	3				
				90 H	Stanford	5	2				

Non-Div. I Games:

California

89 A Arizona St.	0	4
89 A Arizona St.	8	4

C  
a  
l  
i  
f  
o  
r  
n  
i  
a

C  
a  
l  
i  
f  
o  
r  
n  
i  
a



Average RPI Win:	128	WON-LOST RECORD	WINNING PCT. RANK	LAST 15 GAMES	STRENGTH OF SCHEDULE	OPP. STRENGTH OF SCHEDULE	TEAM RPI	ADJ RPI	CONF. RPI	ADJ CONF. RPI				
DIV. I ONLY		21-18-0	.53846	119	8-7-0	12	88	41	.5633	41	12	12		
DIV. I NON-CONF.		10-8-0	.55556	117	2-1-0	22	83	48	.55759	48	12	12		
<hr/>														
TOTALS	RPI 1-25	RPI 26-50		W-L RECORDS		RPI 51-100		RPI 101-150		RPI 150+				
21-18-0	0-6-0	4-4-0		OVERALL		5-5-0		4-2-0		8-1-0				
11-6-0	0-1-0	2-1-0		HOME		1-2-0		3-2-0		5-0-0				
8-12-0	0-5-0	2-3-0		AWAY		3-3-0		1-0-0		2-1-0				
2-0-0	0-0-0	0-0-0		NEUTRAL		1-0-0		0-0-0		1-0-0				
10-8-0	0-6-0	1-1-0		NON-CONFERENCE		1-0-0		2-1-0		6-0-0				
6-2-0	0-1-0	0-0-0		HOME		0-0-0		1-1-0		5-0-0				
2-6-0	0-5-0	1-0-		AWAY		0-0-0		1-0-0		0-0-0				
2-0-0	0-0-0	0-0-0		NEUTRAL		1-0-0		0-0-0		1-0-0				
11-10-0	0-0-0	3-3-0		CONFERENCE		4-5-0		2-1-0		2-1-0				
5-4-0	0-0-0	2-1-0		HOME		1-2-0		2-1-0		0-0-0				
6-6-0	0-0-0	1-2-0		AWAY		3-3-0		0-0-0		2-1-0				
0-0-0	0-0-0	0-0-0		NEUTRAL		0-0-0		0-0-0		0-0-0				
RPI	S	Opponent	Score		RPI	S	Opponent	Score		RPI	S	Opponent	Score	
4	A	Texas A&M	6	7	26	A	Arizona	6	4	52	N	St. Mary's (CA)	9	3
13	A	La.-Lafayette	0	4	26	A	Arizona	1	4	58	H	Southeastern La.	5	8
13	H	La.-Lafayette	1	10	44	H	Lamar	2	0	58	H	Southeastern La.	1	2
18	A	Southern Miss.	5	15	44	H	Lamar	5	6	58	H	Southeastern La.	3	2
18	A	Southern Miss.	6	8	44	H	Lamar	5	1	76	A	McNeese St.	1	2
18	A	Southern Miss.	5	8	45	A	New Orleans	6	1	76	A	McNeese St.	8	7
					45	A	New Orleans	5	6	76	A	McNeese St.	7	1
					45	A	New Orleans	4	5	84	A	Sam Houston St.	7	5
										84	A	Sam Houston St.	1	2
										84	A	Sam Houston St.	1	2

Non-Div. I Games:

Northwestern St.

45 A New Orleans	5	6
45 A New Orleans	6	1

N  
o  
r  
t  
h  
w  
e  
s  
t  
e  
r  
n  
S  
t  
.

N  
o  
r  
t  
h  
w  
e  
s  
t  
e  
r  
n  
S  
t  
.

Average RPI Win: 179		WON-LOST RECORD		WINNING PCT. RANK		LAST 15 GAMES		STRENGTH OF SCHEDULE		OPP. STRENGTH OF SCHEDULE		TEAM RPI		ADJ RPI		CONF. RPI		ADJ CONF. RPI					
DIV. I ONLY		32-11-0		.74419 11		10-5-0		167		121		42		.56254 42		14		14					
DIV. I NON-CONF.		22-9-0		.70968 44		2-3-0		112		92		36		.56753 36		16		16					
TOTALS		RPI 1-25		RPI 26-50		W-L RECORDS		RPI 51-100		RPI 101-150		RPI 150+											
32-11-0		1-2-0		1-2-0		OVERALL		4-2-0		3-0-0		23-5-0											
23-1-0		0-0-0		1-0-0		HOME		1-0-0		3-0-0		18-1-0											
7-9-0		1-2-0		0-2-0		AWAY		1-2-0		0-0-0		5-3-0											
2-1-0		0-0-0		0-0-0		NEUTRAL		2-0-0		0-0-0		0-1-0											
22-9-0		1-2-0		1-2-0		NON-CONFERENCE		4-2-0		3-0-0		13-3-0											
17-1-0		0-0-0		1-0-0		HOME		1-0-0		3-0-0		12-1-0											
3-7-0		1-2-0		0-0-		AWAY		1-2-0		0-0-0		1-1-0											
2-1-0		0-0-0		0-0-0		NEUTRAL		2-0-0		0-0-0		0-1-0											
10-2-0		0-0-0		0-0-0		CONFERENCE		0-0-0		0-0-0		10-2-0											
6-0-0		0-0-0		0-0-0		HOME		0-0-0		0-0-0		6-0-0											
4-2-0		0-0-0		0-0-0		AWAY		0-0-0		0-0-0		4-2-0											
0-0-0		0-0-0		0-0-0		NEUTRAL		0-0-0		0-0-0		0-0-0											
RPI	S	Opponent		Score		RPI	S	Opponent		Score		RPI	S	Opponent		Score		RPI	S	Opponent		Score	
8	A	North Carolina St.		4	8	29	A	UNCW		4	8	54	A	High Point		9	3	132	H	Binghamton		19	4
10	A	Coastal Caro.		4	7	30	A	Wake Forest		4	6	54	A	High Point		5	15	132	H	Binghamton		10	9
10	A	Coastal Caro.		4	2	30	H	Wake Forest		18	3	54	H	High Point		13	5	132	H	Binghamton		5	2
												61	A	Duke		4	7	151	A	Furman		7	9
												87	N	Illinois		20	9	151	A	Furman		18	11
												87	N	Illinois		5	4	151	A	Furman		14	0
																		163	A	Campbell		8	2
																		163	H	Campbell		10	2
																		189	H	Georgetown		5	4
																		189	H	Georgetown		8	4
																		189	H	Georgetown		17	9
																		198	A	Elon		8	14
																		198	H	Elon		7	3
																		202	H	Marist		8	6
																		202	H	Marist		16	3
																		202	H	Marist		16	4
																		220	A	The Citadel		7	4
																		220	A	The Citadel		5	7
																		220	A	The Citadel		14	1
																		230	H	VMI		6	1
																		230	H	VMI		11	6
																		230	H	VMI		10	4
																		239	H	Army West Point		10	6
																		239	H	Army West Point		16	2
																		239	H	Army West Point		4	6
																		274	H	ETSU		9	7
																		274	H	ETSU		13	6
																		198	A	Elon		8	14
LAST 15 GAMES																							
						163	H	Campbell		10	2	151	A	Furman		7	9	239	H	Army West Point		10	6
						274	H	ETSU		9	7	30	H	Wake Forest		18	3	239	H	Army West Point		16	2
						274	H	ETSU		13	6	30	A	Wake Forest		4	6	239	H	Army West Point		4	6
						274	H	ETSU		6	5							274	H	ETSU		9	7
						198	A	Elon		8	14							274	H	ETSU		13	6

Non-Div. I Games:

UNCG

151	A	Furman	14	0
151	A	Furman	18	11

RPI	S	Opponent	Score	
274	H	ETSU	6	5
286	H	N.C. A&T	6	2
286	N	N.C. A&T	8	9
293	H	UMES	8	2

UNCG

U  
N  
C  
G

U  
N  
C  
G

Average RPI Win:	102	WON-LOST RECORD	WINNING PCT. RANK	LAST 15 GAMES	STRENGTH OF SCHEDULE	OPP. STRENGTH OF SCHEDULE	TEAM RPI	ADJ RPI	CONF. RPI	ADJ CONF. RPI		
DIV. I ONLY		23-14-0	.62162	70	10-5-0	29	80	43	.56247	43	4	4
DIV. I NON-CONF.		14-8-0	.63636	69	5-2-0	81	102	65	.547	65	3	3
TOTALS	RPI 1-25	RPI 26-50		W-L RECORDS		RPI 51-100		RPI 101-150		RPI 150+		
23-14-0	0-0-0	3-3-0		OVERALL		10-5-0		6-3-0		4-3-0		
16-7-0	0-0-0	2-1-0		HOME		8-4-0		4-1-0		2-1-0		
7-7-0	0-0-0	1-2-0		AWAY		2-1-0		2-2-0		2-2-0		
0-0-0	0-0-0	0-0-0		NEUTRAL		0-0-0		0-0-0		0-0-0		
14-8-0	0-0-0	0-0-0		NON-CONFERENCE		4-2-0		6-3-0		4-3-0		
10-4-0	0-0-0	0-0-0		HOME		4-2-0		4-1-0		2-1-0		
4-4-0	0-0-0	0-0-		AWAY		0-0-0		2-2-0		2-2-0		
0-0-0	0-0-0	0-0-0		NEUTRAL		0-0-0		0-0-0		0-0-0		
9-6-0	0-0-0	3-3-0		CONFERENCE		6-3-0		0-0-0		0-0-0		
6-3-0	0-0-0	2-1-0		HOME		4-2-0		0-0-0		0-0-0		
3-3-0	0-0-0	1-2-0		AWAY		2-1-0		0-0-0		0-0-0		
0-0-0	0-0-0	0-0-0		NEUTRAL		0-0-0		0-0-0		0-0-0		
RPI S	Opponent	Score	RPI S	Opponent	Score	RPI S	Opponent	Score	RPI S	Opponent	Score	
			26 H	Arizona	6 3	51 H	Gonzaga	2 0	104 A	Seattle	2 3	
			26 H	Arizona	8 4	51 H	Gonzaga	6 8	104 H	Seattle	12 4	
			26 H	Arizona	7 17	52 H	St. Mary's (CA)	3 5	104 H	Seattle	3 1	
			49 A	Oregon St.	1 10	52 H	St. Mary's (CA)	3 0	128 A	Baylor	7 1	
			49 A	Oregon St.	4 5	52 H	St. Mary's (CA)	3 1	128 A	Baylor	7 2	
			49 A	Oregon St.	3 2	52 H	St. Mary's (CA)	6 1	128 A	Baylor	5 9	
						70 H	UCLA	0 1	145 H	Santa Clara	1 2	
						70 H	UCLA	8 7	145 H	Santa Clara	4 1	
						70 H	UCLA	7 4	145 H	Santa Clara	10 9	
						89 A	Arizona St.	3 6	193 A	UC Riverside	2 1	
						89 A	Arizona St.	4 2	193 A	UC Riverside	5 6	
						89 A	Arizona St.	6 1	193 A	UC Riverside	17 4	
						100 H	Oregon	0 2	193 A	UC Riverside	5 8	
						100 H	Oregon	9 6	194 H	Pacific	6 2	
						100 H	Oregon	7 4	194 H	Pacific	3 6	
									194 H	Pacific	6 2	
LAST 15 GAMES												
			104 H	Seattle	3 1	70 H	UCLA	8 7				
			52 H	St. Mary's (CA)	3 0	70 H	UCLA	0 1				
			52 H	St. Mary's (CA)	3 1	104 H	Seattle	12 4				
			52 H	St. Mary's (CA)	6 1							
			52 H	St. Mary's (CA)	3 5							

Non-Div. I Games:

Washington

104	A	Seattle	2	3
70	H	UCLA	7	4

W  
a  
s  
h  
i  
n  
g  
t  
o  
n

W  
a  
s  
h  
i  
n  
g  
t  
o  
n

L  
a  
m  
a  
r

Lamar

76	H	McNeese St.	5	1
128	A	Baylor	3	6

L  
a  
m  
a  
r

L  
a  
m  
a  
r



Average RPI Win:		139	WON-LOST RECORD		WINNING PCT. RANK		LAST 15 GAMES		STRENGTH OF SCHEDULE		OPP. STRENGTH OF SCHEDULE		TEAM RPI		ADJ RPI		CONF. RPI		ADJ CONF. RPI					
DIV. I ONLY			25-15-0		.625		65		8-7-0		51		100		45		.56153		45		12		12	
DIV. I NON-CONF.			16-6-0		.72727		37		3-3-0		41		113		12		.59408		12		12		12	
TOTALS		RPI 1-25		RPI 26-50				W-L RECORDS				RPI 51-100				RPI 101-150				RPI 150+				
25-15-0		0-3-0		7-5-0				OVERALL				7-6-0				2-1-0				9-0-0				
17-5-0		0-0-0		7-1-0				HOME				6-4-0				0-0-0				4-0-0				
8-10-0		0-3-0		0-4-0				AWAY				1-2-0				2-1-0				5-0-0				
0-0-0		0-0-0		0-0-0				NEUTRAL				0-0-0				0-0-0				0-0-0				
16-6-0		0-3-0		5-1-0				NON-CONFERENCE				5-2-0				0-0-0				6-0-0				
13-0-0		0-0-0		5-0-0				HOME				4-0-0				0-0-0				4-0-0				
3-6-0		0-3-0		0-0-				AWAY				1-2-0				0-0-0				2-0-0				
0-0-0		0-0-0		0-0-0				NEUTRAL				0-0-0				0-0-0				0-0-0				
9-9-0		0-0-0		2-4-0				CONFERENCE				2-4-0				2-1-0				3-0-0				
4-5-0		0-0-0		2-1-0				HOME				2-4-0				0-0-0				0-0-0				
5-4-0		0-0-0		0-3-0				AWAY				0-0-0				2-1-0				3-0-0				
0-0-0		0-0-0		0-0-0				NEUTRAL				0-0-0				0-0-0				0-0-0				
RPI	S	Opponent		Score		RPI	S	Opponent		Score		RPI	S	Opponent		Score		RPI	S	Opponent		Score		
13	A	La.-Lafayette		4	7	31	H	Tulane		10	9	65	H	Louisiana Tech		9	6	142	A	SFA		6	16	
17	A	LSU		4	9	33	H	Pittsburgh		13	6	76	H	McNeese St.		3	7	142	A	SFA		5	4	
18	A	Southern Miss.		4	7	33	H	Pittsburgh		12	5	76	H	McNeese St.		3	13	142	A	SFA		19	11	
						33	H	Pittsburgh		8	5	76	H	McNeese St.		1	6	224	H	Grambling		11	8	
						36	A	South Ala.		3	12	80	H	Valparaiso		9	8	231	A	A&M-Corpus Christi		9	6	
						36	H	South Ala.		8	2	80	H	Valparaiso		5	3	231	A	A&M-Corpus Christi		4	2	
						41	H	Northwestern St.		1	6	80	H	Valparaiso		9	0	231	A	A&M-Corpus Christi		7	3	
						41	H	Northwestern St.		6	5	83	A	Troy		10	6	289	A	Jackson St.		11	9	
						41	H	Northwestern St.		5	4	83	A	Troy		6	9	289	H	Jackson St.		13	4	
						44	A	Lamar		5	7	83	A	Troy		4	9	292	H	Alcorn		12	3	
						44	A	Lamar		1	5	84	H	Sam Houston St.		4	8	294	A	Southern U.		23	3	
						44	A	Lamar		7	10	84	H	Sam Houston St.		4	3	294	H	Southern U.		14	4	
												84	H	Sam Houston St.		7	6							
LAST 15 GAMES																								
294	A	Southern U.		23	3	41	H	Northwestern St.		1	6													
231	A	A&M-Corpus Christi		9	6	76	H	McNeese St.		3	13													
231	A	A&M-Corpus Christi		4	2	76	H	McNeese St.		3	7													
231	A	A&M-Corpus Christi		7	3																			
289	A	Jackson St.		11	9																			

Non-Div. I Games:

New Orleans

41	H	Northwestern St.	5	4
41	H	Northwestern St.	6	5

N  
e  
w  
O  
r  
l  
e  
a  
n  
s

N  
e  
w  
O  
r  
l  
e  
a  
n  
s

Average RPI Win: 168		WON-LOST	WINNING	LAST 15	STRENGTH OF	OPP. STRENGTH	TEAM	ADJ	CONF.	ADJ CONF.													
Average RPI Loss: 76		RECORD	PCT. RANK	GAMES	SCHEDULE	OF SCHEDULE	RPI	RPI	RPI	RPI													
DIV. I ONLY		28-9-0	.75676	7	9-6-0	143	102	45	.56153	45	8	8											
DIV. I NON-CONF.		18-4-0	.81818	13	2-3-0	138	127	27	.57887	27	8	8											
<hr/>																							
TOTALS		RPI 1-25		RPI 26-50		W-L RECORDS		RPI 51-100		RPI 101-150		RPI 150+											
28-9-0		1-2-0		0-1-0		OVERALL		6-4-0		4-1-0		17-1-0											
14-6-0		1-2-0		0-1-0		HOME		2-1-0		4-1-0		7-1-0											
10-3-0		0-0-0		0-0-0		AWAY		4-3-0		0-0-0		6-0-0											
4-0-0		0-0-0		0-0-0		NEUTRAL		0-0-0		0-0-0		4-0-0											
<hr/>																							
18-4-0		1-2-0		0-1-0		NON-CONFERENCE		3-1-0		2-0-0		12-0-0											
8-3-0		1-2-0		0-1-0		HOME		0-0-0		2-0-0		5-0-0											
6-1-0		0-0-0		0-0-		AWAY		3-1-0		0-0-0		3-0-0											
4-0-0		0-0-0		0-0-0		NEUTRAL		0-0-0		0-0-0		4-0-0											
<hr/>																							
10-5-0		0-0-0		0-0-0		CONFERENCE		3-3-0		2-1-0		5-1-0											
6-3-0		0-0-0		0-0-0		HOME		2-1-0		2-1-0		2-1-0											
4-2-0		0-0-0		0-0-0		AWAY		1-2-0		0-0-0		3-0-0											
0-0-0		0-0-0		0-0-0		NEUTRAL		0-0-0		0-0-0		0-0-0											
<hr/>																							
RPI	S	Opponent		Score		RPI	S	Opponent		Score		RPI	S	Opponent		Score							
21	H	Creighton		13	4	26	H	Arizona		5	11	52	A	St. Mary's (CA)		4	7	130	H	San Diego		7	13
21	H	Creighton		2	10							52	A	St. Mary's (CA)		4	5	130	H	San Diego		12	2
21	H	Creighton		5	8							52	A	St. Mary's (CA)		5	4	130	H	San Diego		13	1
												94	H	Loyola Marymount		4	1	131	H	Utah		14	3
												94	H	Loyola Marymount		7	4	131	H	Utah		6	0
												94	H	Loyola Marymount		5	10	159	H	Utah Valley		6	1
												97	A	Samford		7	1	179	A	Portland		5	3
												97	A	Samford		5	10	179	A	Portland		4	1
												97	A	Samford		4	3	179	A	Portland		8	2
												97	A	Samford		6	4	191	A	Kansas		8	2
																		191	A	Kansas		11	10
																		191	A	Kansas		7	6
																		194	H	Pacific		8	10
																		194	H	Pacific		11	4
																		194	H	Pacific		19	3
																		223	H	Niagara		14	10
																		223	H	Niagara		14	2
																		223	H	Niagara		14	1
																		223	H	Niagara		15	3
																		268	N	Saint Louis		5	0
																		268	N	Saint Louis		11	3
																		268	N	Saint Louis		21	7
																		268	N	Saint Louis		11	7
<hr/>																							
LAST 15 GAMES																							
21	H	Creighton		2	10	130	H	San Diego		7	13	268	N	Saint Louis		11	7						
21	H	Creighton		5	8	130	H	San Diego		13	1												
21	H	Creighton		13	4	130	H	San Diego		12	2												
52	A	St. Mary's (CA)		5	4																		
52	A	St. Mary's (CA)		4	7																		

Non-Div. I Games:

BYU

52	A	St. Mary's (CA)	4	5
131	H	Utah	14	3

B  
Y  
U

B  
Y  
U

Average RPI Win: 133		WON-LOST RECORD		WINNING PCT. RANK		LAST 15 GAMES		STRENGTH OF SCHEDULE		OPP. STRENGTH OF SCHEDULE		TEAM RPI		ADJ RPI		CONF. RPI		ADJ CONF. RPI	
DIV. I ONLY		27-12-0		.69231 33		12-3-0		74		86		47		.56082 47		11		11	
DIV. I NON-CONF.		20-11-0		.64516 65		5-2-0		80		55		70		.54417 70		14		14	
TOTALS		RPI 1-25		RPI 26-50		W-L RECORDS		RPI 51-100		RPI 101-150		RPI 150+							
27-12-0		1-2-0		0-1-0		OVERALL		10-3-0		9-5-0		7-1-0							
18-8-0		0-1-0		0-1-0		HOME		7-3-0		6-3-0		5-0-0							
9-4-0		1-1-0		0-0-0		AWAY		3-0-0		3-2-0		2-1-0							
0-0-0		0-0-0		0-0-0		NEUTRAL		0-0-0		0-0-0		0-0-0							
20-11-0		1-2-0		0-1-0		NON-CONFERENCE		10-3-0		4-4-0		5-1-0							
16-7-0		0-1-0		0-1-0		HOME		7-3-0		4-2-0		5-0-0							
4-4-0		1-1-0		0-0-		AWAY		3-0-0		0-2-0		0-1-0							
0-0-0		0-0-0		0-0-0		NEUTRAL		0-0-0		0-0-0		0-0-0							
7-1-0		0-0-0		0-0-0		CONFERENCE		0-0-0		5-1-0		2-0-0							
2-1-0		0-0-0		0-0-0		HOME		0-0-0		2-1-0		0-0-0							
5-0-0		0-0-0		0-0-0		AWAY		0-0-0		3-0-0		2-0-0							
0-0-0		0-0-0		0-0-0		NEUTRAL		0-0-0		0-0-0		0-0-0							
RPI S	Opponent	Score		RPI S	Opponent	Score		RPI S	Opponent	Score		RPI S	Opponent	Score					
19 A	TCU	9	1	27 H	Oklahoma St.	6	7	56 A	New Mexico	5	2	103 A	Indiana St.	7	6				
19 H	TCU	0	2					56 A	New Mexico	12	11	103 A	Indiana St.	10	5				
20 A	Rice	2	6					56 A	New Mexico	33	8	103 A	Indiana St.	3	2				
								71 H	Oral Roberts	4	7	109 H	UT Arlington	13	2				
								71 H	Oral Roberts	6	1	111 A	Oklahoma	2	12				
								71 H	Oral Roberts	7	12	128 A	Baylor	3	8				
								80 H	Valparaiso	9	2	128 H	Baylor	5	3				
								80 H	Valparaiso	2	1	128 H	Baylor	6	19				
								80 H	Valparaiso	10	4	129 H	Southern Ill.	5	2				
								80 H	Valparaiso	1	6	129 H	Southern Ill.	0	7				
								92 H	Iowa	7	3	129 H	Southern Ill.	7	4				
								92 H	Iowa	4	1	148 H	La.-Monroe	3	6				
								92 H	Iowa	5	1	148 H	La.-Monroe	7	3				
												148 H	La.-Monroe	6	1				
												205 A	Abilene Christian	2	3				
												229 H	Lipscomb	9	1				
												229 H	Lipscomb	6	5				
												229 H	Lipscomb	10	3				
												243 A	Illinois St.	7	1				
												243 A	Illinois St.	7	2				
												269 H	Incarinate Word	17	1				
												288 H	Texas Southern	15	9				
LAST 15 GAMES																			
19 H	TCU	0	2	129 H	Southern Ill.	5	2												
103 A	Indiana St.	10	5	19 A	TCU	9	1												
103 A	Indiana St.	7	6	243 A	Illinois St.	7	1												
103 A	Indiana St.	3	2																
109 H	UT Arlington	13	2																

Non-Div. I Games:

Dallas Baptist

129 H Southern Ill.	0	7
129 H Southern Ill.	7	4

D  
a  
l  
l  
a  
s  
B  
a  
p  
t  
i  
s  
t

D  
a  
l  
l  
a  
s  
B  
a  
p  
t  
i  
s  
t

Average RPI Win: 116		WON-LOST	WINNING	LAST 15	STRENGTH OF		OPP. STRENGTH	TEAM	ADJ		CONF.	ADJ CONF.			
Average RPI Loss: 45		RECORD	PCT. RANK	GAMES	SCHEDULE		OF SCHEDULE	RPI	RPI		RPI	RPI			
DIV. I ONLY		24-18-0	.57143	99	8-7-0		38	4	48	.56017	48	1	1		
DIV. I NON-CONF.		15-8-0	.65217	62	4-2-0		186	43	113	.52292	113	2	2		
TOTALS		RPI 1-25	RPI 26-50		W-L RECORDS		RPI 51-100		RPI 101-150		RPI 150+				
24-18-0		6-8-0	2-3-0		OVERALL		7-5-0		1-2-0		8-0-0				
15-6-0		2-1-0	0-1-0		HOME		6-4-0		1-0-0		6-0-0				
6-10-0		4-6-0	1-2-0		AWAY		1-1-0		0-1-0		0-0-0				
3-2-0		0-1-0	1-0-0		NEUTRAL		0-0-0		0-1-0		2-0-0				
15-8-0		0-2-0	1-1-0		NON-CONFERENCE		5-4-0		1-1-0		8-0-0				
11-4-0		0-0-0	0-1-0		HOME		4-3-0		1-0-0		6-0-0				
1-3-0		0-1-0	0-0-		AWAY		1-1-0		0-1-0		0-0-0				
3-1-0		0-1-0	1-0-0		NEUTRAL		0-0-0		0-0-0		2-0-0				
9-10-0		6-6-0	1-2-0		CONFERENCE		2-1-0		0-1-0		0-0-0				
4-2-0		2-1-0	0-0-0		HOME		2-1-0		0-0-0		0-0-0				
5-7-0		4-5-0	1-2-0		AWAY		0-0-0		0-0-0		0-0-0				
0-1-0		0-0-0	0-0-0		NEUTRAL		0-0-0		0-1-0		0-0-0				
RPI S	Opponent	Score		RPI S	Opponent	Score		RPI S	Opponent	Score		RPI S	Opponent	Score	
4 A	Texas A&M	7	4	36 H	South Ala.	2	8	55 H	Tennessee	7	3	115 N	Auburn	1	10
4 A	Texas A&M	3	4	37 A	Kentucky	2	3	55 H	Tennessee	11	3	117 A	UAB	0	8
4 A	Texas A&M	1	2	37 A	Kentucky	2	6	55 H	Tennessee	3	6	117 H	UAB	7	6
7 H	Ole Miss	2	0	37 A	Kentucky	2	1	57 H	Maryland	5	9	214 H	Nicholls St.	13	1
7 H	Ole Miss	0	4	38 N	Notre Dame	4	0	57 H	Maryland	5	1	223 N	Niagara	8	4
7 H	Ole Miss	7	2					57 H	Maryland	3	1	252 H	North Dakota	2	1
8 N	North Carolina St.	1	2					78 H	Houston	7	6	252 H	North Dakota	5	2
17 A	LSU	6	0					78 H	Houston	1	3	252 H	North Dakota	7	1
17 A	LSU	4	3					78 H	Houston	2	3	259 N	Brown	2	0
17 A	LSU	5	7					83 A	Troy	2	1	292 H	Alcorn	8	5
18 A	Southern Miss.	2	9					83 H	Troy	5	3	292 H	Alcorn	8	0
24 A	Georgia	4	12					97 A	Samford	2	3				
24 A	Georgia	10	7												
24 A	Georgia	1	7												
				LAST 15 GAMES											
97 A	Samford	2	3	7 H	Ole Miss	2	0								
4 A	Texas A&M	1	2	7 H	Ole Miss	0	4								
4 A	Texas A&M	7	4	117 H	UAB	7	6								
4 A	Texas A&M	3	4												
36 H	South Ala.	2	8												

Non-Div. I Games:

Alabama

83	H	Troy	5	3
7	H	Ole Miss	7	2

A  
l  
a  
b  
a  
m  
a

A  
l  
a  
b  
a  
m  
a



[illegible]

**Non-Div. I Games:**

Oregon St.

188 A Washington St.	5	7
188 A Washington St.	12	3

O  
r  
e  
g  
o  
n  
s  
t  
.

O  
r  
e  
g  
o  
n  
s  
t  
.

Average RPI Win:		153	WON-LOST		WINNING		LAST 15		STRENGTH OF		OPP. STRENGTH		TEAM	ADJ		CONF.	ADJ CONF.	
Average RPI Loss:		51	RECORD		PCT. RANK		GAMES		SCHEDULE		OF SCHEDULE		RPI	RPI		RPI	RPI	
DIV. I ONLY			21-15-0		.58333		94		8-7-0		55		52		50		.55906	
DIV. I NON-CONF.			14-3-0		.82353		11		4-1-0		280		273		100		.52832	
TOTALS		RPI 1-25		RPI 26-50		W-L RECORDS		RPI 51-100		RPI 101-150		RPI 150+						
21-15-0		6-7-0		1-5-0		OVERALL		1-1-0		1-0-0		12-2-0						
5-4-0		4-3-0		0-0-0		HOME		0-1-0		0-0-0		1-0-0						
5-9-0		2-4-0		1-5-0		AWAY		0-0-0		0-0-0		2-0-0						
11-2-0		0-0-0		0-0-0		NEUTRAL		1-0-0		1-0-0		9-2-0						
14-3-0		0-0-0		0-0-0		NON-CONFERENCE		1-1-0		1-0-0		12-2-0						
1-1-0		0-0-0		0-0-0		HOME		0-1-0		0-0-0		1-0-0						
2-0-0		0-0-0		0-0-		AWAY		0-0-0		0-0-0		2-0-0						
11-2-0		0-0-0		0-0-0		NEUTRAL		1-0-0		1-0-0		9-2-0						
7-12-0		6-7-0		1-5-0		CONFERENCE		0-0-0		0-0-0		0-0-0						
4-3-0		4-3-0		0-0-0		HOME		0-0-0		0-0-0		0-0-0						
3-9-0		2-4-0		1-5-0		AWAY		0-0-0		0-0-0		0-0-0						
0-0-0		0-0-0		0-0-0		NEUTRAL		0-0-0		0-0-0		0-0-0						
RPI	S	Opponent		Score		RPI	S	Opponent		Score		RPI	S	Opponent		Score		
2	H	Louisville		2	1	33	A	Pittsburgh		6	4	63	H	UConn		4	9	
2	H	Louisville		6	1	33	A	Pittsburgh		0	5	98	N	Ohio St.		6	2	
2	H	Louisville		2	6	33	A	Pittsburgh		4	5			103		N	Indiana St.	
6	H	Florida St.		0	3	38	A	Notre Dame		1	4			169		N	North Dakota St.	
8	A	North Carolina St.		7	0	38	A	Notre Dame		1	4			187		N	Northeastern	
8	A	North Carolina St.		2	3	38	A	Notre Dame		9	11			222		N	Northern Ill.	
8	A	North Carolina St.		1	0									222		N	Northern Ill.	
11	A	Clemson		1	6									222		N	Northern Ill.	
11	A	Clemson		2	6									222		N	Northern Ill.	
11	A	Clemson		2	3									228		A	Harvard	
23	H	Virginia		5	4									245		N	Villanova	
23	H	Virginia		0	3									254		N	Northwestern	
23	H	Virginia		3	2									260		N	Central Mich.	
														279		A	Massachusetts	
														279		H	Massachusetts	
														280		N	Butler	
														291		N	Chicago St.	
LAST 15 GAMES																		
		2 H Louisville		2	6			279 H Massachusetts		2	1							
		2 H Louisville		2	1			228 A Harvard		11	9							
		2 H Louisville		6	1			23 H Virginia		5	4							
		187 N Northeastern		8	2													
		38 A Notre Dame		9	11													

Non-Div. I Games:

Boston College

38 A Notre Dame	1	4
38 A Notre Dame	1	4

B  
o  
s  
t  
o  
n  
C  
o  
l  
l  
e  
g  
e

B  
o  
s  
t  
o  
n  
C  
o  
l  
l  
e  
g  
e

Average RPI Win: 151		WON-LOST RECORD	WINNING PCT. RANK	LAST 15 GAMES	STRENGTH OF SCHEDULE	OPP. STRENGTH OF SCHEDULE	TEAM RPI	ADJ RPI		CONF. RPI	ADJ CONF. RPI						
Average RPI Loss: 93																	
DIV. I ONLY		24-13-0	.64865	51	11-4-0	145	62	51	.55779	51	8	8					
DIV. I NON-CONF.		12-7-0	.63158	71	2-1-0	107	53	31	.5737	31	8	8					
<hr/>																	
TOTALS		RPI 1-25	RPI 26-50		W-L RECORDS		RPI 51-100		RPI 101-150		RPI 150+						
24-13-0		1-2-0	1-2-0		OVERALL		2-2-0		8-5-0		12-2-0						
8-2-0		0-0-0	0-0-0		HOME		0-0-0		4-2-0		4-0-0						
14-9-0		1-2-0	1-1-0		AWAY		2-2-0		4-2-0		6-2-0						
2-2-0		0-0-0	0-1-0		NEUTRAL		0-0-0		0-1-0		2-0-0						
12-7-0		1-2-0	1-2-0		NON-CONFERENCE		1-0-0		3-1-0		6-2-0						
1-0-0		0-0-0	0-0-0		HOME		0-0-0		0-0-0		1-0-0						
9-5-0		1-2-0	1-0-		AWAY		1-0-0		3-0-0		3-2-0						
2-2-0		0-0-0	0-1-0		NEUTRAL		0-0-0		0-1-0		2-0-0						
12-6-0		0-0-0	0-0-0		CONFERENCE		1-2-0		5-4-0		6-0-0						
7-2-0		0-0-0	0-0-0		HOME		0-0-0		4-2-0		3-0-0						
5-4-0		0-0-0	0-0-0		AWAY		1-2-0		1-2-0		3-0-0						
0-0-0		0-0-0	0-0-0		NEUTRAL		0-0-0		0-0-0		0-0-0						
RPI	S	Opponent		Score		RPI	S	Opponent		Score		RPI	S	Opponent		Score	
19	A	TCU		4	3	38	N	Notre Dame		6	7	52	A	St. Mary's (CA)		0	2
19	A	TCU		1	16	43	A	Washington		0	2	52	A	St. Mary's (CA)		7	1
19	A	TCU		2	10	43	A	Washington		8	6	52	A	St. Mary's (CA)		5	6
												85	A	Arkansas		15	10
												112	H	Pepperdine		4	7
												112	H	Pepperdine		11	4
												112	H	Pepperdine		4	3
												133	A	San Francisco		1	9
												133	A	San Francisco		3	5
												133	A	San Francisco		10	2
												138	A	UTSA		12	4
												138	A	UTSA		3	1
												138	A	UTSA		12	3
												145	H	Santa Clara		3	0
												145	H	Santa Clara		0	6
												145	H	Santa Clara		7	4
												149	N	Bradley		4	5
												158	A	Grand Canyon		11	2
												158	A	Grand Canyon		0	3
												158	A	Grand Canyon		1	7
												158	A	Grand Canyon		21	9
												179	H	Portland		3	0
												179	H	Portland		14	5
												179	H	Portland		18	1
												188	A	Washington St.		7	4
												188	H	Washington St.		8	0
												194	A	Pacific		6	0
												194	A	Pacific		10	5
												194	A	Pacific		5	3
												269	N	Incarnate Word		8	5
												288	N	Texas Southern		18	3
<hr/>																	
LAST 15 GAMES																	
						145	H	Santa Clara		0	6	179	H	Portland		3	0
						145	H	Santa Clara		3	0	179	H	Portland		18	1
						145	H	Santa Clara		7	4	188	H	Washington St.		8	0
						133	A	San Francisco		3	5						
						133	A	San Francisco		10	2						

Non-Div. I Games:

Gonzaga

133 A San Francisco	1	9
179 H Portland	14	5

G  
o  
n  
z  
a  
g  
a

G  
o  
n  
z  
a  
g  
a

Average RPI Win:		134	WON-LOST RECORD		WINNING PCT. RANK		LAST 15 GAMES		STRENGTH OF SCHEDULE		OPP. STRENGTH OF SCHEDULE		TEAM RPI		ADJ RPI		CONF. RPI		ADJ CONF. RPI	
DIV. I ONLY			22-16-0		.57895 96		8-7-0		52		70		52		.55605 52		8		8	
DIV. I NON-CONF.			12-11-0		.52174 133		3-4-0		78		25		92		.53309 92		8		8	
TOTALS		RPI 1-25		RPI 26-50		W-L RECORDS		RPI 51-100		RPI 101-150		RPI 150+								
22-16-0		1-1-0		3-6-0		OVERALL		2-4-0		10-3-0		6-2-0								
10-5-0		0-1-0		2-1-0		HOME		2-2-0		5-1-0		1-0-0								
9-9-0		1-0-0		1-4-0		AWAY		0-1-0		5-2-0		2-2-0								
3-2-0		0-0-0		0-1-0		NEUTRAL		0-1-0		0-0-0		3-0-0								
12-11-0		1-1-0		1-5-0		NON-CONFERENCE		0-3-0		6-1-0		4-1-0								
6-3-0		0-1-0		0-0-0		HOME		0-1-0		5-1-0		1-0-0								
3-6-0		1-0-0		1-0-		AWAY		0-1-0		1-0-0		0-1-0								
3-2-0		0-0-0		0-1-0		NEUTRAL		0-1-0		0-0-0		3-0-0								
10-5-0		0-0-0		2-1-0		CONFERENCE		2-1-0		4-2-0		2-1-0								
4-2-0		0-0-0		2-1-0		HOME		2-1-0		0-0-0		0-0-0								
6-3-0		0-0-0		0-0-0		AWAY		0-0-0		4-2-0		2-1-0								
0-0-0		0-0-0		0-0-0		NEUTRAL		0-0-0		0-0-0		0-0-0								
RPI	S	Opponent		Score		RPI	S	Opponent		Score		RPI	S	Opponent		Score				
9	A	UC Santa Barbara		7	4	26	A	Arizona		5	11	104	H	Seattle		10	5			
9	H	UC Santa Barbara		3	4	41	N	Northwestern St.		3	9	104	H	Seattle		5	2			
						43	A	Washington		1	3	104	H	Seattle		1	0			
						43	A	Washington		1	6	104	H	Seattle		1	4			
						43	A	Washington		0	3	130	A	San Diego		9	0			
						43	A	Washington		5	3	130	A	San Diego		9	1			
						45	H	BYU		7	4	130	A	San Diego		0	4			
						45	H	BYU		5	4	131	H	Utah		7	2			
						45	H	BYU		4	5	141	A	Nevada		8	5			
												141	H	Nevada		6	1			
												145	A	Santa Clara		7	5			
												145	A	Santa Clara		9	13			
												145	A	Santa Clara		1	0			
												158	A	Grand Canyon		3	8			
												194	A	Pacific		14	2			
												194	A	Pacific		2	6			
												194	A	Pacific		9	4			
												253	N	CSU Bakersfield		10	7			
												253	N	CSU Bakersfield		10	4			
												260	N	Central Mich.		15	4			
												264	H	UC Davis		7	6			
LAST 15 GAMES																				
						9	H	UC Santa Barbara		3	4	45	H	BYU		7	4			
						43	A	Washington		0	3	45	H	BYU		5	4			
						43	A	Washington		1	6	194	A	Pacific		2	6			
						43	A	Washington		1	3									
						43	A	Washington		5	3									

**Non-Div. I Games:**

St. Mary's (CA)

264	H	UC Davis	7	6
45	H	BYU	4	5

S  
t  
.  
M  
a  
r  
y  
'  
s  
(  
C  
A  
)

S  
t  
.  
M  
a  
r  
y  
'  
s  
(  
C  
A  
)



Average RPI Win: 127		WON-LOST	WINNING	LAST 15	STRENGTH OF	OPP. STRENGTH	TEAM	ADJ	CONF.	ADJ CONF.											
Average RPI Loss: 116		RECORD	PCT. RANK	GAMES	SCHEDULE	OF SCHEDULE	RPI	RPI	RPI	RPI											
DIV. I ONLY		22-17-1	.5625	105	4-10-1	19	81	53	.55553	53	16	15									
DIV. I NON-CONF.		16-11-1	.58929	93	1-4-1	1	21	14	.59186	14	15	15									
<hr/>																					
TOTALS		RPI 1-25		RPI 26-50		W-L RECORDS		RPI 51-100		RPI 101-150		RPI 150+									
22-17-1		5-5-1		0-0-0		OVERALL		3-3-0		3-2-0		11-7-0									
16-7-1		3-1-1		0-0-0		HOME		3-3-0		3-1-0		7-2-0									
6-10-0		2-4-0		0-0-0		AWAY		0-0-0		0-1-0		4-5-0									
0-0-0		0-0-0		0-0-0		NEUTRAL		0-0-0		0-0-0		0-0-0									
16-11-1		5-5-1		0-0-0		NON-CONFERENCE		3-3-0		3-2-0		5-1-0									
12-5-1		3-1-1		0-0-0		HOME		3-3-0		3-1-0		3-0-0									
4-6-0		2-4-0		0-0-		AWAY		0-0-0		0-1-0		2-1-0									
0-0-0		0-0-0		0-0-0		NEUTRAL		0-0-0		0-0-0		0-0-0									
6-6-0		0-0-0		0-0-0		CONFERENCE		0-0-0		0-0-0		6-6-0									
4-2-0		0-0-0		0-0-0		HOME		0-0-0		0-0-0		4-2-0									
2-4-0		0-0-0		0-0-0		AWAY		0-0-0		0-0-0		2-4-0									
0-0-0		0-0-0		0-0-0		NEUTRAL		0-0-0		0-0-0		0-0-0									
RPI	S	Opponent		Score		RPI	S	Opponent		Score		RPI	S	Opponent		Score					
3	A	South Carolina		6	5					82	H	Nebraska		0	4	105	H	Mercer		5	4
6	A	Florida St.		3	8					82	H	Nebraska		13	5	105	H	Mercer		17	13
6	A	Florida St.		2	11					82	H	Nebraska		7	3	105	H	Mercer		6	2
6	A	Florida St.		2	1					86	H	VCU		1	2	121	A	Ga. Southern		6	10
9	H	UC Santa Barbara		6	6					86	H	VCU		3	4	121	H	Ga. Southern		10	13
9	H	UC Santa Barbara		10	3					86	H	VCU		7	4	151	A	Furman		7	9
9	H	UC Santa Barbara		4	7											161	H	Richmond		5	3
10	A	Coastal Caro.		5	9											174	H	Delaware		15	2
10	A	Coastal Caro.		3	5											174	H	Delaware		14	4
10	H	Coastal Caro.		9	4											174	H	Delaware		3	2
10	H	Coastal Caro.		4	2											198	A	Elon		11	6
																198	A	Elon		6	2
																198	A	Elon		6	9
																200	H	James Madison		7	5
																200	H	James Madison		1	3
																200	H	James Madison		3	9
																220	A	The Citadel		5	1
																220	A	The Citadel		12	9
																220	H	The Citadel		1	0
																227	A	Hofstra		3	4
																227	A	Hofstra		1	3
																227	A	Hofstra		7	8
LAST 15 GAMES																248	H	Charleston So.		4	1
200	H	James Madison		1	3	10	A	Coastal Caro.		3	5										
200	H	James Madison		7	5	9	H	UC Santa Barbara		6	6										
200	H	James Madison		3	9	9	H	UC Santa Barbara		10	3										
10	A	Coastal Caro.		5	9																
227	A	Hofstra		7	8																

Non-Div. I Games:

Col. of Charleston

227 A Hofstra	1	3
227 A Hofstra	3	4

C  
o  
l  
.  
o  
f  
C  
h  
a  
r  
l  
e  
s  
t  
o  
n

C  
o  
l  
.  
o  
f  
C  
h  
a  
r  
l  
e  
s  
t  
o  
n

Average RPI Win:	172	WON-LOST RECORD	WINNING PCT. RANK	LAST 15 GAMES	STRENGTH OF SCHEDULE	OPP. STRENGTH OF SCHEDULE	TEAM RPI	ADJ RPI	CONF. RPI	ADJ CONF. RPI					
DIV. I ONLY		26-15-0	.63415	59	7-8-0	57	180	54	.55281	54	15	16			
DIV. I NON-CONF.		17-9-0	.65385	61	3-3-0	96	169	72	.54213	72	19	19			
<hr/>															
TOTALS	RPI 1-25	RPI 26-50		W-L RECORDS		RPI 51-100		RPI 101-150		RPI 150+					
26-15-0	1-3-0	2-4-0		OVERALL		4-1-0		3-3-0		16-4-0					
18-6-0	0-0-0	2-2-0		HOME		2-0-0		2-1-0		12-3-0					
8-9-0	1-3-0	0-2-0		AWAY		2-1-0		1-2-0		4-1-0					
0-0-0	0-0-0	0-0-0		NEUTRAL		0-0-0		0-0-0		0-0-0					
17-9-0	0-1-0	2-4-0		NON-CONFERENCE		4-1-0		0-0-0		11-3-0					
14-4-0	0-0-0	2-2-0		HOME		2-0-0		0-0-0		10-2-0					
3-5-0	0-1-0	0-0-		AWAY		2-1-0		0-0-0		1-1-0					
0-0-0	0-0-0	0-0-0		NEUTRAL		0-0-0		0-0-0		0-0-0					
9-6-0	1-2-0	0-0-0		CONFERENCE		0-0-0		3-3-0		5-1-0					
4-2-0	0-0-0	0-0-0		HOME		0-0-0		2-1-0		2-1-0					
5-4-0	1-2-0	0-0-0		AWAY		0-0-0		1-2-0		3-0-0					
0-0-0	0-0-0	0-0-0		NEUTRAL		0-0-0		0-0-0		0-0-0					
RPI	S	Opponent	Score	RPI	S	Opponent	Score	RPI	S	Opponent	Score				
10	A	Coastal Caro.	5 2	28	H	East Carolina	5 1	57	A	Maryland	7 2	134	A	Gardner-Webb	0 9
10	A	Coastal Caro.	0 4	29	H	UNCW	1 5	57	A	Maryland	5 13	134	A	Gardner-Webb	1 3
10	A	Coastal Caro.	5 17	30	A	Wake Forest	3 8	57	A	Maryland	4 3	134	A	Gardner-Webb	5 2
14	A	North Carolina	1 8	42	A	UNCG	5 13	72	H	Wright St.	11 6	146	H	Longwood	3 4
				42	H	UNCG	3 9	72	H	Wright St.	5 4	146	H	Longwood	2 1
				42	H	UNCG	15 5					146	H	Longwood	7 2
												164	H	Winthrop	2 6
												164	H	Winthrop	4 2
												164	H	Winthrop	7 2
												198	A	Elon	8 2
												198	H	Elon	17 16
												202	H	Marist	9 7
												202	H	Marist	6 8
												202	H	Marist	4 2
												219	H	Rider	6 4
												219	H	Rider	4 2
												219	H	Rider	10 2
												256	H	Dayton	1 5
												256	H	Dayton	3 0
												256	H	Dayton	10 9
												271	A	N.C. Central	1 14
												277	H	La Salle	4 0
												277	H	La Salle	5 1
												285	A	UNC Asheville	6 4
												285	A	UNC Asheville	8 0
												285	A	UNC Asheville	11 2
<hr/>															
LAST 15 GAMES															
10	A	Coastal Caro.	5 17	134	A	Gardner-Webb	0 9								
10	A	Coastal Caro.	5 2	29	H	UNCW	1 5								
10	A	Coastal Caro.	0 4	146	H	Longwood	2 1								
28	H	East Carolina	5 1												
198	H	Elon	17 16												

Non-Div. I Games:

High Point

134	A	Gardner-Webb	5	2
134	A	Gardner-Webb	1	3

H  
i  
g  
h  
P  
o  
i  
n  
t

H  
i  
g  
h  
P  
o  
i  
n  
t

Average RPI Win:		143	WON-LOST RECORD		WINNING PCT. RANK		LAST 15 GAMES		STRENGTH OF SCHEDULE		OPP. STRENGTH OF SCHEDULE		TEAM RPI		ADJ RPI		CONF. RPI		ADJ CONF. RPI					
DIV. I ONLY			24-17-0		.58537		91		7-8-0		49		41		55		.55255		55		1		1	
DIV. I NON-CONF.			18-5-0		.78261		19		4-0-0		205		164		57		.55154		57		2		2	
TOTALS		RPI 1-25		RPI 26-50				W-L RECORDS				RPI 51-100				RPI 101-150				RPI 150+				
24-17-0		3-6-0		3-4-0				OVERALL				1-3-0				7-3-0				10-1-0				
13-7-0		3-3-0		1-2-0				HOME				0-1-0				5-1-0				4-0-0				
7-7-0		0-3-0		2-2-0				AWAY				0-0-0				2-2-0				3-0-0				
4-3-0		0-0-0		0-0-0				NEUTRAL				1-2-0				0-0-0				3-1-0				
18-5-0		0-0-0		1-0-0				NON-CONFERENCE				1-3-0				6-1-0				10-1-0				
9-2-0		0-0-0		0-0-0				HOME				0-1-0				5-1-0				4-0-0				
5-0-0		0-0-0		1-0-				AWAY				0-0-0				1-0-0				3-0-0				
4-3-0		0-0-0		0-0-0				NEUTRAL				1-2-0				0-0-0				3-1-0				
6-12-0		3-6-0		2-4-0				CONFERENCE				0-0-0				1-2-0				0-0-0				
4-5-0		3-3-0		1-2-0				HOME				0-0-0				0-0-0				0-0-0				
2-7-0		0-3-0		1-2-0				AWAY				0-0-0				1-2-0				0-0-0				
0-0-0		0-0-0		0-0-0				NEUTRAL				0-0-0				0-0-0				0-0-0				
RPI	S	Opponent		Score		RPI	S	Opponent		Score		RPI	S	Opponent		Score		RPI	S	Opponent		Score		
3	A	South Carolina		4	7	28	A	East Carolina		5	2	52	N	St. Mary's (CA)		6	3	107	H	UC Irvine		12	1	
3	A	South Carolina		3	4	37	H	Kentucky		4	5	57	N	Maryland		9	10	107	H	UC Irvine		0	2	
3	A	South Carolina		6	7	37	H	Kentucky		14	5	58	N	Southeastern La.		4	5	107	H	UC Irvine		14	4	
7	H	Ole Miss		7	10	37	H	Kentucky		2	10	77	H	Western Ky.		0	6	113	H	Morehead St.		6	5	
7	H	Ole Miss		4	6	48	A	Alabama		6	3							115	A	Auburn		13	4	
7	H	Ole Miss		3	2	48	A	Alabama		3	7							115	A	Auburn		6	7	
15	H	Vanderbilt		0	6	48	A	Alabama		3	11							115	A	Auburn		0	2	
15	H	Vanderbilt		5	3													125	H	Cincinnati		7	1	
15	H	Vanderbilt		2	1													144	A	Middle Tenn.		4	2	
																		144	H	Middle Tenn.		9	2	
																		158	A	Grand Canyon		25	8	
																		213	H	Tennessee Tech		9	1	
																		215	H	Eastern Ky.		4	3	
																		221	N	Memphis		5	2	
																		221	N	Memphis		8	4	
																		221	N	Memphis		8	13	
																		251	H	Appalachian St.		7	5	
																		260	N	Central Mich.		20	1	
																		274	A	ETSU		11	2	
																		285	A	UNC Asheville		7	3	
																		285	H	UNC Asheville		11	0	
						LAST 15 GAMES																		
						215	H	Eastern Ky.		4	3	115	A	Auburn		13	4							
						15	H	Vanderbilt		5	3	251	H	Appalachian St.		7	5							
						15	H	Vanderbilt		2	1	3	A	South Carolina		3	4							
						15	H	Vanderbilt		0	6													
						144	A	Middle Tenn.		4	2													

Non-Div. I Games:

Tennessee

115 A Auburn	6	7
115 A Auburn	0	2

T  
e  
n  
n  
e  
s  
s  
e  
e

T  
e  
n  
n  
e  
s  
s  
e  
e

Average RPI Win:		154	WON-LOST RECORD		WINNING PCT. RANK	LAST 15 GAMES		STRENGTH OF SCHEDULE		OPP. STRENGTH OF SCHEDULE	TEAM RPI	ADJ RPI	CONF. RPI	ADJ CONF. RPI										
Average RPI Loss:		116																						
DIV. I ONLY			30-13-0		.69767	32	11-4-0		168	45	56	.55229	56	13	13									
DIV. I NON-CONF.			14-8-0		.63636	69	4-2-0		36	69	34	.56972	34	9	9									
TOTALS		RPI 1-25		RPI 26-50		W-L RECORDS		RPI 51-100		RPI 101-150		RPI 150+												
30-13-0		1-2-0		0-3-0		OVERALL		3-0-0		7-3-0		19-5-0												
15-6-0		1-1-0		0-3-0		HOME		3-0-0		2-1-0		9-1-0												
14-6-0		0-1-0		0-0-0		AWAY		0-0-0		5-2-0		9-3-0												
1-1-0		0-0-0		0-0-0		NEUTRAL		0-0-0		0-0-0		1-1-0												
14-8-0		1-2-0		0-3-0		NON-CONFERENCE		0-0-0		3-1-0		10-2-0												
5-4-0		1-1-0		0-3-0		HOME		0-0-0		0-0-0		4-0-0												
8-3-0		0-1-0		0-0-		AWAY		0-0-0		3-1-0		5-1-0												
1-1-0		0-0-0		0-0-0		NEUTRAL		0-0-0		0-0-0		1-1-0												
16-5-0		0-0-0		0-0-0		CONFERENCE		3-0-0		4-2-0		9-3-0												
10-2-0		0-0-0		0-0-0		HOME		3-0-0		2-1-0		5-1-0												
6-3-0		0-0-0		0-0-0		AWAY		0-0-0		2-1-0		4-2-0												
0-0-0		0-0-0		0-0-0		NEUTRAL		0-0-0		0-0-0		0-0-0												
RPI S	Opponent		Score		RPI S	Opponent		Score		RPI S	Opponent		Score											
16 A	Texas Tech		10	14	47 H	Dallas Baptist		2	5	79 H	Fresno St.		2	1										
16 H	Texas Tech		6	5	47 H	Dallas Baptist		11	12	79 H	Fresno St.		7	4										
16 H	Texas Tech		4	7	47 H	Dallas Baptist		8	33	79 H	Fresno St.		14	13										
										133 A					San Francisco		12	3						
															139 A					Sacramento St.		1	0	
															139 A					Sacramento St.		12	3	
															140 H					UNLV		15	3	
															140 H					UNLV		10	5	
															140 H					UNLV		5	6	
															141 A					Nevada		6	7	
															141 A					Nevada		8	3	
															141 A					Nevada		3	2	
															145 A					Santa Clara		7	13	
															158 A					Grand Canyon		10	6	
															158 A					Grand Canyon		6	5	
															168 H					Wichita St.		8	6	
															168 H					Wichita St.		8	4	
															168 H					Wichita St.		17	7	
															175 H					New Mexico St.		10	4	
															175 N					New Mexico St.		6	9	
															175 N					New Mexico St.		3	2	
															183 A					San Diego St.		6	11	
															183 A					San Diego St.		4	2	
															183 A					San Diego St.		5	3	
															183 H					San Diego St.		9	10	
															183 H					San Diego St.		13	7	
															183 H					San Diego St.		10	5	
															185 A					Hawaii		18	0	
															185 A					Hawaii		6	4	
															185 A					Hawaii		3	4	
					LAST 15 GAMES																			
					175 H					New Mexico St.		10	4	186 A					San Jose St.		6	2		
					183 H					San Diego St.		9	10	186 A					San Jose St.		8	9		
					183 H					San Diego St.		13	7	133 A					San Francisco		12	3		
					183 H					San Diego St.		10	5											
					16 H					Texas Tech		6	5											

Non-Div. I Games:

New Mexico

16	H	Texas Tech	4	7
186	A	San Jose St.	10	3

RPI	S	Opponent	Score	
185	A	Hawaii	7	1
186	A	San Jose St.	10	3
186	A	San Jose St.	8	9
186	A	San Jose St.	6	2
186	H	San Jose St.	9	6
186	H	San Jose St.	3	2
186	H	San Jose St.	11	1



Average RPI Win:	106	WON-LOST	WINNING	LAST 15	STRENGTH OF	OPP. STRENGTH	TEAM	ADJ	CONF.	ADJ CONF.		
Average RPI Loss:	99	RECORD	PCT. RANK	GAMES	SCHEDULE	OF SCHEDULE	RPI	RPI	RPI	RPI		
DIV. I ONLY		22-18-0	.55	113	1-0-0	28	87	57	.55176	57	7	7
DIV. I NON-CONF.		15-13-0	.53571	127	1-0-0	7	82	41	.56371	41	7	7
<hr/>												
TOTALS	RPI 1-25	RPI 26-50		W-L RECORDS		RPI 51-100		RPI 101-150		RPI 150+		
22-18-0	0-0-0	4-6-0		OVERALL		11-5-0		3-3-0		4-4-0		
13-6-0	0-0-0	2-1-0		HOME		5-2-0		3-1-0		3-2-0		
7-11-0	0-0-0	2-5-0		AWAY		4-3-0		0-2-0		1-1-0		
2-1-0	0-0-0	0-0-0		NEUTRAL		2-0-0		0-0-0		0-1-0		
15-13-0	0-0-0	3-4-0		NON-CONFERENCE		7-3-0		3-3-0		2-3-0		
8-5-0	0-0-0	2-1-0		HOME		2-2-0		3-1-0		1-1-0		
5-7-0	0-0-0	1-0-		AWAY		3-1-0		0-2-0		1-1-0		
2-1-0	0-0-0	0-0-0		NEUTRAL		2-0-0		0-0-0		0-1-0		
7-5-0	0-0-0	1-2-0		CONFERENCE		4-2-0		0-0-0		2-1-0		
5-1-0	0-0-0	0-0-0		HOME		3-0-0		0-0-0		2-1-0		
2-4-0	0-0-0	1-2-0		AWAY		1-2-0		0-0-0		0-0-0		
0-0-0	0-0-0	0-0-0		NEUTRAL		0-0-0		0-0-0		0-0-0		
RPI S	Opponent	Score	RPI S	Opponent	Score	RPI S	Opponent	Score	RPI S	Opponent	Score	
			28 A	East Carolina	3 4	54 H	High Point	13 5	107 A	UC Irvine	5 9	
			32 A	Minnesota	4 2	54 H	High Point	2 7	136 H	Rhode Island	1 2	
			32 A	Minnesota	5 9	54 H	High Point	3 4	136 H	Rhode Island	13 10	
			32 A	Minnesota	4 6	55 N	Tennessee	10 9	136 H	Rhode Island	1 0	
			35 H	Bryant	5 3	58 N	Southeastern La.	8 1	143 A	Liberty	4 5	
			35 H	Bryant	8 6	59 A	Cal St. Fullerton	8 4	143 H	Liberty	10 9	
			35 H	Bryant	0 2	59 A	Cal St. Fullerton	2 3	174 A	Delaware	7 12	
			48 A	Alabama	1 3	59 A	Cal St. Fullerton	1 0	174 N	Delaware	8 10	
			48 A	Alabama	9 5	86 A	VCU	7 1	200 A	James Madison	19 12	
			48 A	Alabama	1 5	86 H	VCU	8 1	200 H	James Madison	5 2	
						92 A	Iowa	1 4	210 H	George Washington	10 19	
						92 A	Iowa	1 8	262 H	Purdue	1 7	
						92 A	Iowa	4 1	262 H	Purdue	6 0	
						98 H	Ohio St.	2 1	262 H	Purdue	11 3	
						98 H	Ohio St.	3 0				
						98 H	Ohio St.	5 4				
LAST 15 GAMES												
			86 A	VCU	7 1	32 A	Minnesota	5 9				
			200 A	James Madison	19 12	98 H	Ohio St.	5 4				
			262 H	Purdue	11 3	98 H	Ohio St.	2 1				
			262 H	Purdue	6 0							
			262 H	Purdue	1 7							

Non-Div. I Games:

Maryland

32 A Minnesota	4	6
32 A Minnesota	4	2

M  
a  
r  
y  
l  
a  
n  
d

M  
a  
r  
y  
l  
a  
n  
d

Average RPI Win:		161	WON-LOST RECORD		WINNING PCT. RANK		LAST 15 GAMES		STRENGTH OF SCHEDULE		OPP. STRENGTH OF SCHEDULE		TEAM RPI		ADJ RPI		CONF. RPI		ADJ CONF. RPI					
DIV. I ONLY				28-13-0		.68293 35		8-7-0		136		65		58		.551 58		12		12				
DIV. I NON-CONF.				13-10-0		.56522 110		2-4-0		42		31		73		.54045 73		12		12				
TOTALS		RPI 1-25		RPI 26-50		W-L RECORDS		RPI 51-100		RPI 101-150		RPI 150+												
28-13-0		2-4-0		5-3-0		OVERALL		4-4-0		2-1-0		15-1-0												
16-6-0		1-2-0		2-0-0		HOME		1-2-0		2-1-0		10-1-0												
11-6-0		1-2-0		3-3-0		AWAY		2-1-0		0-0-0		5-0-0												
1-1-0		0-0-0		0-0-0		NEUTRAL		1-1-0		0-0-0		0-0-0												
13-10-0		2-4-0		3-2-0		NON-CONFERENCE		2-3-0		2-1-0		4-0-0												
9-5-0		1-2-0		2-0-0		HOME		1-2-0		2-1-0		3-0-0												
3-4-0		1-2-0		1-0-		AWAY		0-0-0		0-0-0		1-0-0												
1-1-0		0-0-0		0-0-0		NEUTRAL		1-1-0		0-0-0		0-0-0												
15-3-0		0-0-0		2-1-0		CONFERENCE		2-1-0		0-0-0		11-1-0												
7-1-0		0-0-0		0-0-0		HOME		0-0-0		0-0-0		7-1-0												
8-2-0		0-0-0		2-1-0		AWAY		2-1-0		0-0-0		4-0-0												
0-0-0		0-0-0		0-0-0		NEUTRAL		0-0-0		0-0-0		0-0-0												
RPI	S	Opponent		Score		RPI	S	Opponent		Score		RPI	S	Opponent		Score		RPI	S	Opponent		Score		
13	A	La.-Lafayette		1	4	28	A	East Carolina		1	2	55	N	Tennessee		5	4	148	H	La.-Monroe		2	0	
13	H	La.-Lafayette		16	5	31	A	Tulane		7	6	57	N	Maryland		1	8	148	H	La.-Monroe		8	2	
13	H	La.-Lafayette		4	5	31	H	Tulane		13	4	76	A	McNeese St.		6	7	148	H	La.-Monroe		5	6	
17	A	LSU		4	11	36	A	South Ala.		1	2	76	A	McNeese St.		8	7	205	A	Abilene Christian		9	7	
18	A	Southern Miss.		4	2	36	H	South Ala.		9	2	76	A	McNeese St.		4	0	205	A	Abilene Christian		10	2	
18	H	Southern Miss.		7	9	41	A	Northwestern St.		2	1	83	H	Troy		7	2	205	A	Abilene Christian		4	3	
						41	A	Northwestern St.		8	5	83	H	Troy		2	3	214	A	Nicholls St.		14	8	
						41	A	Northwestern St.		2	3	83	H	Troy		1	5	214	H	Nicholls St.		15	2	
																		214	H	Nicholls St.		5	6	
																		231	H	A&M-Corpus Christi		4	0	
																		231	H	A&M-Corpus Christi		5	0	
																		231	H	A&M-Corpus Christi		3	1	
																		269	H	Incarnate Word		11	0	
																		269	H	Incarnate Word		4	2	
																		269	H	Incarnate Word		9	0	
																		289	A	Jackson St.		12	8	
																		292	H	Alcorn		15	3	
																		292	H	Alcorn		21	0	
																		294	H	Southern U.		18	2	
LAST 15 GAMES																								
						76	A	McNeese St.		6	7	36	A	South Ala.		1	2							
						76	A	McNeese St.		4	0	41	A	Northwestern St.		2	3							
						76	A	McNeese St.		8	7	41	A	Northwestern St.		8	5							
						17	A	LSU		4	11													
						13	H	La.-Lafayette		4	5													

Non-Div. I Games:

Southeastern La.

13	H	La.-Lafayette	16	5
13	A	La.-Lafayette	1	4

S  
o  
u  
t  
h  
e  
a  
s  
t  
e  
r  
n  
L  
a  
.

S  
o  
u  
t  
h  
e  
a  
s  
t  
e  
r  
n  
L  
a  
.

Average RPI Win:		132	WON-LOST RECORD		WINNING PCT. RANK		LAST 15 GAMES		STRENGTH OF SCHEDULE		OPP. STRENGTH OF SCHEDULE		TEAM RPI		ADJ RPI		CONF. RPI		ADJ CONF. RPI					
DIV. I ONLY			25-14-0		.64103		54		12-3-0		88		33		59		.55071		59		9		9	
DIV. I NON-CONF.			17-10-0		.62963		72		5-1-0		101		8		63		.54894		63		11		10	
TOTALS		RPI 1-25		RPI 26-50		W-L RECORDS		RPI 51-100		RPI 101-150		RPI 150+												
25-14-0		2-1-0		0-1-0		OVERALL		6-10-0		9-2-0		8-0-0												
19-7-0		0-0-0		0-0-0		HOME		3-6-0		9-1-0		7-0-0												
6-7-0		2-1-0		0-1-0		AWAY		3-4-0		0-1-0		1-0-0												
0-0-0		0-0-0		0-0-0		NEUTRAL		0-0-0		0-0-0		0-0-0												
17-10-0		2-1-0		0-1-0		NON-CONFERENCE		4-6-0		6-2-0		5-0-0												
12-5-0		0-0-0		0-0-0		HOME		2-4-0		6-1-0		4-0-0												
5-5-0		2-1-0		0-0-		AWAY		2-2-0		0-1-0		1-0-0												
0-0-0		0-0-0		0-0-0		NEUTRAL		0-0-0		0-0-0		0-0-0												
8-4-0		0-0-0		0-0-0		CONFERENCE		2-4-0		3-0-0		3-0-0												
7-2-0		0-0-0		0-0-0		HOME		1-2-0		3-0-0		3-0-0												
1-2-0		0-0-0		0-0-0		AWAY		1-2-0		0-0-0		0-0-0												
0-0-0		0-0-0		0-0-0		NEUTRAL		0-0-0		0-0-0		0-0-0												
RPI	S	Opponent		Score		RPI	S	Opponent		Score		RPI	S	Opponent		Score		RPI	S	Opponent		Score		
16	A	Texas Tech		7	3	26	A	Arizona		0	2	57	H	Maryland		0	1	108	H	CSUN		7	4	
16	A	Texas Tech		4	1							57	H	Maryland		4	8	108	H	CSUN		2	1	
16	A	Texas Tech		5	6							57	H	Maryland		3	2	108	H	CSUN		8	5	
												68	A	Cal Poly		3	6	122	H	Indiana		6	1	
												68	A	Cal Poly		0	1	122	H	Indiana		8	3	
												68	A	Cal Poly		2	1	122	H	Indiana		3	2	
												69	H	Long Beach St.		4	5	126	A	Southern California		2	3	
												69	H	Long Beach St.		4	2	130	H	San Diego		4	2	
												69	H	Long Beach St.		4	5	140	H	UNLV		12	4	
												70	A	UCLA		14	7	140	H	UNLV		6	0	
												70	H	UCLA		10	7	140	H	UNLV		0	2	
												89	H	Arizona St.		1	2	168	H	Wichita St.		9	1	
												89	H	Arizona St.		3	5	168	H	Wichita St.		7	1	
												90	A	Stanford		4	3	168	H	Wichita St.		5	0	
												90	A	Stanford		0	2	183	H	San Diego St.		8	1	
												90	A	Stanford		1	2	253	A	CSU Bakersfield		8	3	
																		264	H	UC Davis		13	3	
																		264	H	UC Davis		3	2	
																		264	H	UC Davis		10	0	
LAST 15 GAMES																								
				70	H	UCLA		10	7	264	H	UC Davis		10	0									
				140	H	UNLV		0	2	68	A	Cal Poly		3	6									
				140	H	UNLV		6	0	68	A	Cal Poly		0	1									
				140	H	UNLV		12	4															
				253	A	CSU Bakersfield		8	3															

Non-Div. I Games:

Cal St. Fullerton

264 H UC Davis	13	3
264 H UC Davis	3	2

C  
a  
l  
S  
t  
.  
F  
u  
l  
l  
e  
r  
t  
o  
n

C  
a  
l  
S  
t  
.  
F  
u  
l  
l  
e  
r  
t  
o  
n

Average RPI Win:	157	WON-LOST	WINNING	LAST 15	STRENGTH OF	OPP. STRENGTH	TEAM	ADJ	CONF.	ADJ CONF.		
Average RPI Loss:	95	RECORD	PCT. RANK	GAMES	SCHEDULE	OF SCHEDULE	RPI	RPI	RPI	RPI		
DIV. I ONLY		25-14-0	.64103	54	9-6-0	106	94	60	.54998	60	17	17
DIV. I NON-CONF.		18-11-0	.62069	78	2-4-0	151	84	80	.53684	80	18	18
<hr/>												
TOTALS	RPI 1-25	RPI 26-50		W-L RECORDS		RPI 51-100		RPI 101-150		RPI 150+		
25-14-0	2-4-0	1-2-0		OVERALL		7-3-0		2-1-0		13-4-0		
16-5-0	0-0-0	0-0-0		HOME		5-1-0		2-1-0		9-3-0		
9-9-0	2-4-0	1-2-0		AWAY		2-2-0		0-0-0		4-1-0		
0-0-0	0-0-0	0-0-0		NEUTRAL		0-0-0		0-0-0		0-0-0		
18-11-0	2-4-0	1-2-0		NON-CONFERENCE		2-1-0		2-1-0		11-3-0		
11-4-0	0-0-0	0-0-0		HOME		0-0-0		2-1-0		9-3-0		
7-7-0	2-4-0	1-0-		AWAY		2-1-0		0-0-0		2-0-0		
0-0-0	0-0-0	0-0-0		NEUTRAL		0-0-0		0-0-0		0-0-0		
7-3-0	0-0-0	0-0-0		CONFERENCE		5-2-0		0-0-0		2-1-0		
5-1-0	0-0-0	0-0-0		HOME		5-1-0		0-0-0		0-0-0		
2-2-0	0-0-0	0-0-0		AWAY		0-1-0		0-0-0		2-1-0		
0-0-0	0-0-0	0-0-0		NEUTRAL		0-0-0		0-0-0		0-0-0		
RPI	S	Opponent	Score	RPI	S	Opponent	Score	RPI	S	Opponent	Score	
1	A	Florida	2 7	28	A	East Carolina	3 6	64	A	North Florida	6 10	
1	A	Florida	1 3	28	A	East Carolina	0 13	64	H	North Florida	4 7	
6	A	Florida St.	7 3	28	A	East Carolina	8 6	64	H	North Florida	8 0	
21	A	Creighton	1 2					64	H	North Florida	6 2	
21	A	Creighton	4 3					95	H	FGCU	5 0	
21	A	Creighton	0 4					95	H	FGCU	4 3	
								95	H	FGCU	6 3	
								97	A	Samford	9 2	
								97	A	Samford	7 2	
								97	A	Samford	5 8	
								</				

Non-Div. I Games:

Jacksonville

229 A Lipscomb	2	0
229 A Lipscomb	7	5

J  
a  
c  
k  
s  
o  
n  
v  
i  
l  
l  
e

J  
a  
c  
k  
s  
o  
n  
v  
i  
l  
l  
e



Duke		Average RPI Win:	123	WON-LOST RECORD	WINNING PCT. RANK	LAST 15 GAMES	STRENGTH OF SCHEDULE	OPP. STRENGTH OF SCHEDULE	TEAM RPI	ADJ RPI	CONF. RPI	ADJ CONF. RPI
DIV. I ONLY				23-18-0	.56098 106	11-4-0	26	20	61	.5494 61	2	2
DIV. I NON-CONF.				14-6-0	.7 47	4-0-0	108	130	64	.54839 64	1	1
TOTALS		RPI 1-25		RPI 26-50		W-L RECORDS	RPI 51-100		RPI 101-150		RPI 150+	
23-18-0		6-10-0		4-4-0		OVERALL	1-1-0		2-1-0		10-2-0	
15-11-0		4-8-0		3-2-0		HOME	0-1-0		1-0-0		7-0-0	
7-6-0		2-2-0		1-2-0		AWAY	0-0-0		1-0-0		3-2-0	
1-1-0		0-0-0		0-0-0		NEUTRAL	1-0-0		0-1-0		0-0-0	
14-6-0		0-1-0		3-2-0		NON-CONFERENCE	1-1-0		2-1-0		8-1-0	
11-3-0		0-0-0		3-2-0		HOME	0-1-0		1-0-0		7-0-0	
2-2-0		0-1-0		0-0-0		AWAY	0-0-0		1-0-0		1-1-0	
1-1-0		0-0-0		0-0-0		NEUTRAL	1-0-0		0-1-0		0-0-0	
9-12-0		6-9-0		1-2-0		CONFERENCE	0-0-0		0-0-0		2-1-0	
4-8-0		4-8-0		0-0-0		HOME	0-0-0		0-0-0		0-0-0	
5-4-0		2-1-0		1-2-0		AWAY	0-0-0		0-0-0		2-1-0	
0-0-0		0-0-0		0-0-0		NEUTRAL	0-0-0		0-0-0		0-0-0	
RPI S	Opponent	Score	RPI S	Opponent	Score	RPI S	Opponent	Score	RPI S	Opponent	Score	
5 H	Miami (FL)	0 9	28 H	East Carolina	6 8	91 H	Penn St.	1 2	143 A	Liberty	8 7	
5 H	Miami (FL)	2 14	30 A	Wake Forest	0 12	98 N	Ohio St.	8 1	143 H	Liberty	6 1	
5 H	Miami (FL)	12 5	30 A	Wake Forest	2 3				143 N	Liberty	0 1	
10 A	Coastal Caro.	6 10	30 A	Wake Forest	3 2				163 A	Campbell	1 5	
11 H	Clemson	2 1	40 H	California	6 5				163 H	Campbell	4 0	
11 H	Clemson	2 3	40 H	California	5 4				192 A	Virginia Tech	2 3	
11 H	Clemson	5 3	40 H	California	2 5				192 A	Virginia Tech	3 1	
14 H	North Carolina	2 8	42 H	UNCG	7 4				192 A	Virginia Tech	19 9	
14 H	North Carolina	2 12							195 A	Davidson	13 3	
14 H	North Carolina	2 11							195 H	Davidson	9 2	
22 A	Georgia Tech	10 4							234 H	Toledo	2 1	
22 A	Georgia Tech	14 13							234 H	Toledo	3 2	
22 A	Georgia Tech	2 3							234 H	Toledo	6 1	
23 H	Virginia	6 7							271 H	N.C. Central	3 0	
23 H	Virginia	0 6							293 H	UMES	9 1	
23 H	Virginia	3 0										
			LAST 15 GAMES									
			192 A	Virginia Tech	3 1	271 H	N.C. Central	3 0				
			192 A	Virginia Tech	19 9	195 A	Davidson	13 3				
			192 A	Virginia Tech	2 3	11 H	Clemson	2 1				
			143 A	Liberty	8 7							
			5 H	Miami (FL)	0 9							

Non-Div. I Games:

Duke

5	H	Miami (FL)	12	5
5	H	Miami (FL)	2	14

D  
u  
k  
e

D  
u  
k  
e

Average RPI Win:	124	WON-LOST RECORD	WINNING PCT. RANK	LAST 15 GAMES	STRENGTH OF SCHEDULE	OPP. STRENGTH OF SCHEDULE	TEAM RPI	ADJ RPI	CONF. RPI	ADJ CONF. RPI		
DIV. I ONLY		25-16-0	.60976	76	6-9-0	67	60	62	.54907	62	3	3
DIV. I NON-CONF.		17-6-0	.73913	31	1-2-0	116	81	39	.56591	39	4	4
<hr/>												
TOTALS	RPI 1-25	RPI 26-50		W-L RECORDS		RPI 51-100		RPI 101-150		RPI 150+		
25-16-0	2-4-0	0-3-0		OVERALL		8-3-0		9-4-0		6-2-0		
15-8-0	0-1-0	0-3-0		HOME		5-1-0		5-2-0		5-1-0		
7-8-0	1-3-0	0-0-0		AWAY		2-2-0		4-2-0		0-1-0		
3-0-0	1-0-0	0-0-0		NEUTRAL		1-0-0		0-0-0		1-0-0		
17-6-0	2-1-0	0-0-0		NON-CONFERENCE		4-1-0		5-2-0		6-2-0		
11-3-0	0-1-0	0-0-0		HOME		2-1-0		4-0-0		5-1-0		
3-3-0	1-0-0	0-0-		AWAY		1-0-0		1-2-0		0-1-0		
3-0-0	1-0-0	0-0-0		NEUTRAL		1-0-0		0-0-0		1-0-0		
8-10-0	0-3-0	0-3-0		CONFERENCE		4-2-0		4-2-0		0-0-0		
4-5-0	0-0-0	0-3-0		HOME		3-0-0		1-2-0		0-0-0		
4-5-0	0-3-0	0-0-0		AWAY		1-2-0		3-0-0		0-0-0		
0-0-0	0-0-0	0-0-0		NEUTRAL		0-0-0		0-0-0		0-0-0		
RPI	S	Opponent	Score	RPI	S	Opponent	Score	RPI	S	Opponent	Score	
8	N	North Carolina St.	5 0	34	H	Fla. Atlantic	7 10	65	A	Louisiana Tech	4 2	
20	A	Rice	1 3	34	H	Fla. Atlantic	0 11	65	A	Louisiana Tech	4 11	
20	A	Rice	2 6	34	H	Fla. Atlantic	1 3	65	A	Louisiana Tech	0 12	
20	A	Rice	2 8					73	H	Rutgers	4 2	
23	A	Virginia	5 4					73	H	Rutgers	7 4	
23	H	Virginia	4 8					73	H	Rutgers	2 5	
								77	H	Western Ky.	12 8	
								77	H	Western Ky.	8 3	
								77	H	Western Ky.	4 2	
								81	N	Kent St.	2 0	
								86	A	VCU	3 1	

Non-Div. I Games:

Old Dominion

138 H UTSA	2	7
138 H UTSA	0	3

O  
l  
d  
D  
o  
m  
i  
n  
i  
o  
n

O  
l  
d  
D  
o  
m  
i  
n  
i  
o  
n

Average RPI Win: 124		WON-LOST RECORD		WINNING PCT. RANK		LAST 15 GAMES		STRENGTH OF SCHEDULE		OPP. STRENGTH OF SCHEDULE		TEAM RPI		ADJ RPI		CONF. RPI		ADJ CONF. RPI				
DIV. I ONLY		21-18-0		.53846 119		8-7-0		76		85		63		.54843 63		6		6				
DIV. I NON-CONF.		15-13-0		.53571 127		3-2-0		132		133		83		.53588 83		6		6				
TOTALS		RPI 1-25		RPI 26-50		W-L RECORDS		RPI 51-100		RPI 101-150		RPI 150+										
21-18-0		0-3-0		4-3-0		OVERALL		5-1-0		6-8-0		6-3-0										
9-2-0		0-0-0		2-1-0		HOME		3-0-0		0-0-0		4-1-0										
8-16-0		0-3-0		2-2-0		AWAY		1-1-0		4-8-0		1-2-0										
4-0-0		0-0-0		0-0-0		NEUTRAL		1-0-0		2-0-0		1-0-0										
15-13-0		0-3-0		2-0-0		NON-CONFERENCE		2-1-0		5-6-0		6-3-0										
5-1-0		0-0-0		1-0-0		HOME		0-0-0		0-0-0		4-1-0										
6-12-0		0-3-0		1-0-		AWAY		1-1-0		3-6-0		1-2-0										
4-0-0		0-0-0		0-0-0		NEUTRAL		1-0-0		2-0-0		1-0-0										
6-5-0		0-0-0		2-3-0		CONFERENCE		3-0-0		1-2-0		0-0-0										
4-1-0		0-0-0		1-1-0		HOME		3-0-0		0-0-0		0-0-0										
2-4-0		0-0-0		1-2-0		AWAY		0-0-0		1-2-0		0-0-0										
0-0-0		0-0-0		0-0-0		NEUTRAL		0-0-0		0-0-0		0-0-0										
RPI	S	Opponent		Score		RPI	S	Opponent		Score		RPI	S	Opponent		Score						
9	A	UC Santa Barbara		3	5	28	A	East Carolina		5	1	67	A	Austin Peay		19	4	108	A	CSUN	4	12
9	A	UC Santa Barbara		2	6	28	A	East Carolina		2	3	74	A	Hartford		3	4	108	A	CSUN	1	2
9	A	UC Santa Barbara		6	9	28	A	East Carolina		1	2	78	H	Houston		9	2	116	N	William & Mary	3	2
						31	H	Tulane		9	4	78	H	Houston		3	2	116	N	William & Mary	18	1
						31	H	Tulane		5	14	78	H	Houston		4	1	125	A	Cincinnati	4	2
						35	H	Bryant		6	3	93	N	Missouri St.		12	4	125	A	Cincinnati	2	3
						50	A	Boston College		9	4							125	A	Cincinnati	2	3
																		126	A	Southern California	5	4
																		138	A	UTSA	9	6
																		138	A	UTSA	1	2
																		138	A	UTSA	5	6
																		143	A	Liberty	7	5
																		143	A	Liberty	4	5
																		143	A	Liberty	5	8
																		181	A	UMass Lowell	4	2
																		196	H	Fairfield	2	1
																		204	H	Yale	8	2
																		211	A	Columbia	3	4
																		211	H	Columbia	4	3
																		211	H	Columbia	3	0
																		216	H	Central Conn. St.	4	8
																		279	A	Massachusetts	5	9
																		292	N	Alcorn	25	3
				LAST 15 GAMES																		
				28	A	East Carolina		2	3	78	H	Houston		3	2							
				28	A	East Carolina		5	1	35	H	Bryant		6	3							
				28	A	East Carolina		1	2	196	H	Fairfield		2	1							
				181	A	UMass Lowell		4	2													
				279	A	Massachusetts		5	9													

Non-Div. I Games:

UConn

78 H Houston	9	2
78 H Houston	4	1

U  
C  
o  
n  
n

U  
C  
o  
n  
n

[illegible]

**Non-Div. I Games:**

North Florida

177	A	South Fla.	7	5
60	A	Jacksonville	0	8

RPI	S	Opponent	Score	
287	H	Savannah St.	7	4

North Florida

N  
o  
r  
t  
h  
F  
l  
o  
r  
i  
d  
a

N  
o  
r  
t  
h  
F  
l  
o  
r  
i  
d  
a



Average RPI Win:		133	WON-LOST RECORD		WINNING PCT. RANK		LAST 15 GAMES		STRENGTH OF SCHEDULE		OPP. STRENGTH OF SCHEDULE		TEAM RPI		ADJ RPI		CONF. RPI		ADJ CONF. RPI	
Average RPI Loss:		91	24-13-0		.64865 51		10-5-0		124		53		65		.54701 65		3		3	
DIV. I ONLY			14-5-0		.73684 34		3-1-0		156		96		46		.55984 46		4		4	
DIV. I NON-CONF.																				
TOTALS		RPI 1-25		RPI 26-50		W-L RECORDS		RPI 51-100		RPI 101-150		RPI 150+								
24-13-0		1-1-0		0-1-0		OVERALL		9-6-0		7-4-0		7-1-0								
15-5-0		1-0-0		0-0-0		HOME		5-2-0		4-2-0		5-1-0								
7-8-0		0-1-0		0-1-0		AWAY		4-4-0		3-2-0		0-0-0								
2-0-0		0-0-0		0-0-0		NEUTRAL		0-0-0		0-0-0		2-0-0								
14-5-0		1-1-0		0-1-0		NON-CONFERENCE		4-2-0		4-1-0		5-0-0								
9-2-0		1-0-0		0-0-0		HOME		3-1-0		2-1-0		3-0-0								
3-3-0		0-1-0		0-0-		AWAY		1-1-0		2-0-0		0-0-0								
2-0-0		0-0-0		0-0-0		NEUTRAL		0-0-0		0-0-0		2-0-0								
10-8-0		0-0-0		0-0-0		CONFERENCE		5-4-0		3-3-0		2-1-0								
6-3-0		0-0-0		0-0-0		HOME		2-1-0		2-1-0		2-1-0								
4-5-0		0-0-0		0-0-0		AWAY		3-3-0		1-2-0		0-0-0								
0-0-0		0-0-0		0-0-0		NEUTRAL		0-0-0		0-0-0		0-0-0								
RPI	S	Opponent		Score		RPI	S	Opponent		Score		RPI	S	Opponent		Score				
13	H	La.-Lafayette		6	2	45	A	New Orleans		6	9	62	H	Old Dominion		12	0			
17	A	LSU		3	6							109	H	UT Arlington		4	5			
												62	H	Old Dominion		2	4			
												62	H	Old Dominion		11	4			
												76	A	McNeese St.		1	3			
												76	H	McNeese St.		9	7			
												77	A	Western Ky.		3	6			
												77	A	Western Ky.		3	1			
												77	A	Western Ky.		12	9			
												80	H	Valparaiso		3	8			
												80	H	Valparaiso		7	5			
												80	H	Valparaiso		7	2			
												85	A	Arkansas		3	2			
												99	A	Marshall		4	7			
												99	A	Marshall		4	10			
												99	A	Marshall		10	6			

Non-Div. I Games:

Louisiana Tech

123 H FIU	5	0
123 H FIU	6	1

L  
o  
u  
i  
s  
i  
a  
n  
a  
T  
e  
c  
h

L  
o  
u  
i  
s  
i  
a  
n  
a  
T  
e  
c  
h

Average RPI Win:	151	WON-LOST	WINNING	LAST 15	STRENGTH OF	OPP. STRENGTH	TEAM	ADJ	CONF.	ADJ CONF.	
Average RPI Loss:	130	RECORD	PCT. RANK	GAMES	SCHEDULE	OF SCHEDULE	RPI	RPI	RPI	RPI	
DIV. I ONLY	26-14-0	.65	48	8-7-0	104	134	66	.54667	66	21	21
DIV. I NON-CONF.	12-10-0	.54545	123	3-3-0	38	99	81	.53666	81	22	21
<hr/>											
TOTALS	RPI 1-25	RPI 26-50		W-L RECORDS		RPI 51-100		RPI 101-150		RPI 150+	
26-14-0	0-0-0	1-2-0		OVERALL		10-4-0		2-2-0		13-6-0	
15-7-0	0-0-0	1-2-0		HOME		9-3-0		1-0-0		4-2-0	
11-7-0	0-0-0	0-0-0		AWAY		1-1-0		1-2-0		9-4-0	
0-0-0	0-0-0	0-0-0		NEUTRAL		0-0-0		0-0-0		0-0-0	
12-10-0	0-0-0	0-0-0		NON-CONFERENCE		7-4-0		2-2-0		3-4-0	
9-4-0	0-0-0	0-0-0		HOME		6-3-0		1-0-0		2-1-0	
3-6-0	0-0-0	0-0-		AWAY		1-1-0		1-2-0		1-3-0	
0-0-0	0-0-0	0-0-0		NEUTRAL		0-0-0		0-0-0		0-0-0	
14-4-0	0-0-0	1-2-0		CONFERENCE		3-0-0		0-0-0		10-2-0	
6-3-0	0-0-0	1-2-0		HOME		3-0-0		0-0-0		2-1-0	
8-1-0	0-0-0	0-0-0		AWAY		0-0-0		0-0-0		8-1-0	
0-0-0	0-0-0	0-0-0		NEUTRAL		0-0-0		0-0-0		0-0-0	
RPI	S	Opponent	Score	RPI	S	Opponent	Score	RPI	S	Opponent	Score
				39	H	Southeast Mo. St.	6 2	67	H	Austin Peay	25 12
				39	H	Southeast Mo. St.	2 11	67	H	Austin Peay	6 1
				39	H	Southeast Mo. St.	6 13	67	H	Austin Peay	8 5
								71	H	Oral Roberts	8 3
								77	H	Western Ky.	8 7
								77	H	Western Ky.	5 4
								77	H	Western Ky.	9 7
								80	H	Valparaiso	4 14
								80	H	Valparaiso	11 10
								80	H	Valparaiso	9 3
								83	A	Troy	8 7
								83	H	Troy	0 10
								97	A	Samford	7 10
								97	H	Samford	6 7

Non-Div. I Games:

Jacksonville St.

213 A Tennessee Tech	15	14
213 A Tennessee Tech	6	7

J  
a  
c  
k  
s  
o  
n  
v  
i  
l  
l  
e  
s  
t  
.

J  
a  
c  
k  
s  
o  
n  
v  
i  
l  
l  
e  
s  
t  
.

Average RPI Win:	188	WON-LOST RECORD	WINNING PCT. RANK	LAST 15 GAMES	STRENGTH OF SCHEDULE	OPP. STRENGTH OF SCHEDULE	TEAM RPI	ADJ RPI	CONF. RPI	ADJ CONF. RPI						
DIV. I ONLY		25-14-0	.64103	54	0-1-0	96	220	67	.54664	67	21	21				
DIV. I NON-CONF.		10-8-0	.55556	117	0-1-0	79	183	95	.53235	95	22	21				
<hr/>																
TOTALS	RPI 1-25	RPI 26-50		W-L RECORDS		RPI 51-100		RPI 101-150		RPI 150+						
25-14-0	0-1-0	2-2-0		OVERALL		1-5-0		5-4-0		17-2-0						
17-4-0	0-0-0	2-1-0		HOME		0-2-0		3-1-0		12-0-0						
8-10-0	0-1-0	0-1-0		AWAY		1-3-0		2-3-0		5-2-0						
0-0-0	0-0-0	0-0-0		NEUTRAL		0-0-0		0-0-0		0-0-0						
10-8-0	0-1-0	0-1-0		NON-CONFERENCE		1-2-0		5-4-0		4-0-0						
6-3-0	0-0-0	0-0-0		HOME		0-2-0		3-1-0		3-0-0						
4-5-0	0-1-0	0-0-		AWAY		1-0-0		2-3-0		1-0-0						
0-0-0	0-0-0	0-0-0		NEUTRAL		0-0-0		0-0-0		0-0-0						
15-6-0	0-0-0	2-1-0		CONFERENCE		0-3-0		0-0-0		13-2-0						
11-1-0	0-0-0	2-1-0		HOME		0-0-0		0-0-0		9-0-0						
4-5-0	0-0-0	0-0-0		AWAY		0-3-0		0-0-0		4-2-0						
0-0-0	0-0-0	0-0-0		NEUTRAL		0-0-0		0-0-0		0-0-0						
RPI	S	Opponent	Score		RPI	S	Opponent	Score		RPI	S	Opponent	Score			
15	A	Vanderbilt	5	8	37	A	Kentucky	2	3	63	H	UConn	4	19		
					39	H	Southeast Mo. St.	8	6	66	A	Jacksonville St.	1	6		
					39	H	Southeast Mo. St.	3	7	66	A	Jacksonville St.	12	25		
					39	H	Southeast Mo. St.	6	1	66	A	Jacksonville St.	5	8		
										77	A	Western Ky.	16	2		
										93	H	Missouri St.	4	11		
												105	A	Mercer	4	14
												105	A	Mercer	12	13
												105	A	Mercer	10	7
												129	A	Southern Ill.	16	10
												129	H	Southern Ill.	13	6
												144	A	Middle Tenn.	5	6
												149	H	Bradley	8	4
												149	H	Bradley	7	1
												149	H	Bradley	7	9
												207	H	Murray St.	10	4
												207	H	Murray St.	16	11
												207	H	Murray St.	6	2
												213	A	Tennessee Tech	3	14
												213	A	Tennessee Tech	9	4
												213	A	Tennessee Tech	10	2
												215	H	Eastern Ky.	10	1
												215	H	Eastern Ky.	14	4
												215	H	Eastern Ky.	4	3
												218	A	Belmont	0	15
												218	A	Belmont	6	3
												218	A	Belmont	6	5
												221	A	Memphis	9	7
												222	H	Northern Ill.	14	1
												229	H	Lipscomb	11	8
												266	H	Eastern Ill.	5	3
												266	H	Eastern Ill.	13	6
												266	H	Eastern Ill.	6	3
<hr/>																
LAST 15 GAMES																
15	A	Vanderbilt	5	8	218	A	Belmont	0	15	222	H	Northern Ill.	14	1		
215	H	Eastern Ky.	14	4	221	A	Memphis	9	7	229	H	Lipscomb	11	8		
215	H	Eastern Ky.	4	3	39	H	Southeast Mo. St.	3	7	266	H	Eastern Ill.	5	3		
215	H	Eastern Ky.	10	1						266	H	Eastern Ill.	13	6		
229	H	Lipscomb	11	8						266	H	Eastern Ill.	6	3		

Non-Div. I Games:

Austin Peay

218	A	Belmont	6	3
218	A	Belmont	6	5

RPI	S	Opponent	Score	
292	H	Alcorn	12	0

Austin Peay

A  
u  
s  
t  
i  
n  
P  
e  
a  
y

A  
u  
s  
t  
i  
n  
P  
e  
a  
y

Average RPI Win: 127		WON-LOST RECORD		WINNING PCT. RANK		LAST 15 GAMES		STRENGTH OF SCHEDULE		OPP. STRENGTH OF SCHEDULE		TEAM RPI		ADJ RPI		CONF. RPI		ADJ CONF. RPI					
DIV. I ONLY		25-14-0		.64103 54		8-7-0		112		47		68		.54657 68		9		9					
DIV. I NON-CONF.		18-12-0		.6 87		1-5-0		203		39		126		.517 126		11		10					
TOTALS		RPI 1-25		RPI 26-50		W-L RECORDS		RPI 51-100		RPI 101-150		RPI 150+											
25-14-0		4-0-0		0-2-0		OVERALL		4-3-0		6-3-0		11-6-0											
18-6-0		4-0-0		0-1-0		HOME		4-3-0		4-0-0		6-2-0											
7-8-0		0-0-0		0-1-0		AWAY		0-0-0		2-3-0		5-4-0											
0-0-0		0-0-0		0-0-0		NEUTRAL		0-0-0		0-0-0		0-0-0											
18-12-0		1-0-0		0-2-0		NON-CONFERENCE		2-2-0		6-3-0		9-5-0											
13-5-0		1-0-0		0-1-0		HOME		2-2-0		4-0-0		6-2-0											
5-7-0		0-0-0		0-0-		AWAY		0-0-0		2-3-0		3-3-0											
0-0-0		0-0-0		0-0-0		NEUTRAL		0-0-0		0-0-0		0-0-0											
7-2-0		3-0-0		0-0-0		CONFERENCE		2-1-0		0-0-0		2-1-0											
5-1-0		3-0-0		0-0-0		HOME		2-1-0		0-0-0		0-0-0											
2-1-0		0-0-0		0-0-0		AWAY		0-0-0		0-0-0		2-1-0											
0-0-0		0-0-0		0-0-0		NEUTRAL		0-0-0		0-0-0		0-0-0											
RPI	S	Opponent		Score		RPI	S	Opponent		Score		RPI	S	Opponent		Score		RPI	S	Opponent		Score	
9	H	UC Santa Barbara		7 0		40	A	California		4 5		59	H	Cal St. Fullerton		1 2		112	A	Pepperdine		4 12	
9	H	UC Santa Barbara		4 3		40	H	California		1 7		59	H	Cal St. Fullerton		6 3		112	H	Pepperdine		6 5	
9	H	UC Santa Barbara		10 5								59	H	Cal St. Fullerton		1 0		133	H	San Francisco		7 6	
25	H	Michigan		5 1								70	H	UCLA		6 2		133	H	San Francisco		2 1	
												70	H	UCLA		0 19		133	H	San Francisco		10 5	
												70	H	UCLA		6 7		139	A	Sacramento St.		4 0	
												79	H	Fresno St.		7 1		139	A	Sacramento St.		2 3	
																		139	A	Sacramento St.		6 4	
																		145	A	Santa Clara		1 10	
																		158	A	Grand Canyon		7 0	
																		158	A	Grand Canyon		3 16	
																		158	A	Grand Canyon		2 3	
																		168	A	Wichita St.		7 6	
																		168	A	Wichita St.		7 2	
																		168	A	Wichita St.		0 6	
																		185	A	Hawaii		5 4	
																		185	A	Hawaii		5 2	
																		185	A	Hawaii		3 6	
																		186	H	San Jose St.		7 4	
																		186	H	San Jose St.		5 8	
																		186	H	San Jose St.		7 9	
																		194	H	Pacific		6 2	
																		194	H	Pacific		6 3	
																		194	H	Pacific		7 6	
																		194	H	Pacific		19 2	
																		253	H	CSU Bakersfield		8 4	
				LAST 15 GAMES																			
40	A	California		4 5		185	A	Hawaii		3 6		40	H	California		1 7		194	H	Pacific		7 6	
9	H	UC Santa Barbara		4 3		59	H	Cal St. Fullerton		6 3													
9	H	UC Santa Barbara		10 5																			
9	H	UC Santa Barbara		7 0																			
79	H	Fresno St.		7 1																			

Non-Div. I Games:

Cal Poly

185 A Hawaii	5	2
185 A Hawaii	5	4

C  
a  
l  
P  
o  
l  
y

C  
a  
l  
P  
o  
l  
y



Average RPI Win: 118		WON-LOST	WINNING	LAST 15	STRENGTH OF		OPP. STRENGTH	TEAM	ADJ		CONF.	ADJ CONF.			
Average RPI Loss: 116		RECORD	PCT. RANK	GAMES	SCHEDULE		OF SCHEDULE	RPI	RPI		RPI	RPI			
DIV. I ONLY		23-16-0	.58974	88	7-8-0		50	134	69	.54533	69	9	9		
DIV. I NON-CONF.		15-9-0	.625	73	1-2-0		143	116	112	.5235	112	11	10		
TOTALS		RPI 1-25	RPI 26-50		W-L RECORDS		RPI 51-100		RPI 101-150		RPI 150+				
23-16-0		1-2-0	0-0-0		OVERALL		9-4-0		6-5-0		7-5-0				
15-8-0		1-2-0	0-0-0		HOME		6-2-0		2-2-0		6-2-0				
8-8-0		0-0-0	0-0-0		AWAY		3-2-0		4-3-0		1-3-0				
0-0-0		0-0-0	0-0-0		NEUTRAL		0-0-0		0-0-0		0-0-0				
15-9-0		0-0-0	0-0-0		NON-CONFERENCE		7-3-0		2-3-0		6-3-0				
12-5-0		0-0-0	0-0-0		HOME		6-2-0		0-1-0		6-2-0				
3-4-0		0-0-0	0-0-		AWAY		1-1-0		2-2-0		0-1-0				
0-0-0		0-0-0	0-0-0		NEUTRAL		0-0-0		0-0-0		0-0-0				
8-7-0		1-2-0	0-0-0		CONFERENCE		2-1-0		4-2-0		1-2-0				
3-3-0		1-2-0	0-0-0		HOME		0-0-0		2-1-0		0-0-0				
5-4-0		0-0-0	0-0-0		AWAY		2-1-0		2-1-0		1-2-0				
0-0-0		0-0-0	0-0-0		NEUTRAL		0-0-0		0-0-0		0-0-0				
RPI	S	Opponent	Score	RPI	S	Opponent	Score	RPI	S	Opponent	Score				
9	H	UC Santa Barbara	3 4					59	A	Cal St. Fullerton	2 4	107	H	UC Irvine	2 7
9	H	UC Santa Barbara	2 0					59	A	Cal St. Fullerton	5 4	107	H	UC Irvine	3 2
9	H	UC Santa Barbara	1 3					59	A	Cal St. Fullerton	5 4	107	H	UC Irvine	8 3
								70	A	UCLA	10 1	108	A	CSUN	6 3
								79	A	Fresno St.	5 10	108	A	CSUN	12 0
								79	H	Fresno St.	4 3	108	A	CSUN	2 4
								82	H	Nebraska	3 1	111	A	Oklahoma	6 3
								82	H	Nebraska	2 9	111	A	Oklahoma	7 3
								82	H	Nebraska	1 0	111	A	Oklahoma	3 6
								89	H	Arizona St.	3 1	126	A	Southern California	3 8
								89	H	Arizona St.	5 2	126	H	Southern California	4 7
								89	H	Arizona St.	2 9	176	H	Holy Cross	2 3
								94	H	Loyola Marymount	6 4	176	H	Holy Cross	2 1
												176	H	Holy Cross	7 1
												183	A	San Diego St.	5 6
												183	H	San Diego St.	4 2
												193	A	UC Riverside	3 4
												193	A	UC Riverside	13 14
												193	A	UC Riverside	10 7
												211	H	Columbia	6 8
												211	H	Columbia	7 2
												211	H	Columbia	8 3
												211	H	Columbia	4 1
				LAST 15 GAMES											
				183	H	San Diego St.	4 2	107	H	UC Irvine	3 2	211	H	Columbia	8 3
				193	A	UC Riverside	10 7	108	A	CSUN	12 0				
				193	A	UC Riverside	13 14	108	A	CSUN	6 3				
				193	A	UC Riverside	3 4								
				126	A	Southern California	3 8								

Non-Div. I Games:

Long Beach St.

107 H UC Irvine	2	7
107 H UC Irvine	8	3

L  
o  
n  
g  
B  
e  
a  
c  
h  
S  
t  
.

L  
o  
n  
g  
B  
e  
a  
c  
h  
S  
t  
.

Average RPI Win:	96	WON-LOST	WINNING	LAST 15	STRENGTH OF	OPP. STRENGTH	TEAM	ADJ	CONF.	ADJ CONF.				
Average RPI Loss:	55	RECORD	PCT. RANK	GAMES	SCHEDULE	OF SCHEDULE	RPI	RPI	RPI	RPI				
DIV. I ONLY	19-19-0	.5	142	7-8-0	20	13	70	.54511	70	4	4			
DIV. I NON-CONF.	9-10-0	.47368	166	2-2-0	8	6	68	.54576	68	3	3			
<hr/>														
TOTALS	RPI 1-25	RPI 26-50		W-L RECORDS		RPI 51-100		RPI 101-150		RPI 150+				
19-19-0	2-3-0	2-7-0		OVERALL		7-6-0		5-3-0		3-0-0				
13-8-0	2-2-0	0-0-0		HOME		5-4-0		3-2-0		3-0-0				
5-11-0	0-1-0	2-7-0		AWAY		2-2-0		1-1-0		0-0-0				
1-0-0	0-0-0	0-0-0		NEUTRAL		0-0-0		1-0-0		0-0-0				
<hr/>														
9-10-0	2-3-0	0-0-0		NON-CONFERENCE		3-4-0		4-3-0		0-0-0				
6-6-0	2-2-0	0-0-0		HOME		1-2-0		3-2-0		0-0-0				
3-4-0	0-1-0	0-0-		AWAY		2-2-0		1-1-0		0-0-0				
0-0-0	0-0-0	0-0-0		NEUTRAL		0-0-0		0-0-0		0-0-0				
<hr/>														
10-9-0	0-0-0	2-7-0		CONFERENCE		4-2-0		1-0-0		3-0-0				
7-2-0	0-0-0	0-0-0		HOME		4-2-0		0-0-0		3-0-0				
2-7-0	0-0-0	2-7-0		AWAY		0-0-0		0-0-0		0-0-0				
1-0-0	0-0-0	0-0-0		NEUTRAL		0-0-0		1-0-0		0-0-0				
<hr/>														
RPI	S	Opponent	Score		RPI	S	Opponent	Score		RPI	S	Opponent	Score	
9	A	UC Santa Barbara	6	11	26	A	Arizona	1	6	59	A	Cal St. Fullerton	7	10
12	H	Mississippi St.	2	1	26	A	Arizona	4	3	59	H	Cal St. Fullerton	7	14
14	H	North Carolina	6	5	26	A	Arizona	5	6	68	A	Cal Poly	7	6
14	H	North Carolina	0	4	40	A	California	1	9	68	A	Cal Poly	19	0
14	H	North Carolina	5	14	40	A	California	2	8	68	A	Cal Poly	2	6
					40	A	California	3	5	69	H	Long Beach St.	1	10
					43	A	Washington	1	0	90	H	Stanford	2	8
					43	A	Washington	7	8	90	H	Stanford	1	4
					43	A	Washington	4	7	90	H	Stanford	6	5
										94	H	Loyola Marymount	6	5
										100	H	Oregon	6	3
										100	H	Oregon	4	2
										100	H	Oregon	13	1
<hr/>														
LAST 15 GAMES														
					59	A	Cal St. Fullerton	7	10	43	A	Washington	1	0
					100	H	Oregon	13	1	94	H	Loyola Marymount	6	5
					100	H	Oregon	4	2	90	H	Stanford	2	8
					100	H	Oregon	6	3					
					112	A	Pepperdine	10	6					

Non-Div. I Games:

UCLA

43 A Washington	4	7
43 A Washington	7	8

U  
C  
L  
A

U  
C  
L  
A

Average RPI Win: 158		WON-LOST RECORD		WINNING PCT. RANK		LAST 15 GAMES		STRENGTH OF SCHEDULE		OPP. STRENGTH OF SCHEDULE		TEAM RPI		ADJ RPI		CONF. RPI		ADJ CONF. RPI	
DIV. I ONLY		25-13-0		.65789 45		12-3-0		138		138		71		.5449 71		22		22	
DIV. I NON-CONF.		11-9-0		.55 122		2-1-0		30		8		38		.56642 38		21		22	
TOTALS		RPI 1-25		RPI 26-50		W-L RECORDS		RPI 51-100		RPI 101-150		RPI 150+							
25-13-0		1-0-0		3-1-0		OVERALL		0-2-0		6-5-0		15-5-0							
15-3-0		0-0-0		0-0-0		HOME		0-0-0		4-1-0		11-2-0							
10-8-0		1-0-0		3-1-0		AWAY		0-2-0		2-2-0		4-3-0							
0-2-0		0-0-0		0-0-0		NEUTRAL		0-0-0		0-2-0		0-0-0							
11-9-0		1-0-0		3-1-0		NON-CONFERENCE		0-2-0		6-5-0		1-1-0							
5-1-0		0-0-0		0-0-0		HOME		0-0-0		4-1-0		1-0-0							
6-6-0		1-0-0		3-0-		AWAY		0-2-0		2-2-0		0-1-0							
0-2-0		0-0-0		0-0-0		NEUTRAL		0-0-0		0-2-0		0-0-0							
14-4-0		0-0-0		0-0-0		CONFERENCE		0-0-0		0-0-0		14-4-0							
10-2-0		0-0-0		0-0-0		HOME		0-0-0		0-0-0		10-2-0							
4-2-0		0-0-0		0-0-0		AWAY		0-0-0		0-0-0		4-2-0							
0-0-0		0-0-0		0-0-0		NEUTRAL		0-0-0		0-0-0		0-0-0							
RPI S	Opponent		Score		RPI S	Opponent		Score		RPI S	Opponent		Score		RPI S	Opponent		Score	
12 A	Mississippi St.		3	1	27 A	Oklahoma St.		4	0	66 A	Jacksonville St.		3	8	103 N	Indiana St.		5	9
					47 A	Dallas Baptist		12	7	93 A	Missouri St.		0	5	103 N	Indiana St.		2	3
					47 A	Dallas Baptist		7	4						110 H	Little Rock		4	3
					47 A	Dallas Baptist		1	6						110 H	Little Rock		3	2
															110 H	Little Rock		8	9
															110 H	Little Rock		14	5
															111 H	Oklahoma		5	0
															115 A	Auburn		8	7
															115 A	Auburn		1	10
															115 A	Auburn		11	18
															150 A	Kansas St.		14	10
															168 A	Wichita St.		8	15
															168 H	Wichita St.		6	4
															169 H	North Dakota St.		6	3
															169 H	North Dakota St.		8	6
															169 H	North Dakota St.		10	3
															201 H	Omaha		6	4
															201 H	Omaha		3	2
															201 H	Omaha		6	3
															209 H	South Dakota St.		13	3
															209 H	South Dakota St.		2	3
															209 H	South Dakota St.		9	1
															226 A	IPFW		10	4
															226 A	IPFW		14	6
															226 A	IPFW		2	4
															226 H	IPFW		5	2
															226 H	IPFW		15	0

Non-Div. I Games:

Oral Roberts

201	H	Omaha	6	4
27	A	Oklahoma St.	4	0

RPI	S	Opponent	Score	
226	H	IPFW	3	6
258	A	Western Ill.	6	0
258	A	Western Ill.	11	1
258	A	Western Ill.	4	9

Oral Roberts

O  
r  
a  
l  
R  
o  
b  
e  
r  
t  
s

O  
r  
a  
l  
R  
o  
b  
e  
r  
t  
s

Average RPI Win:		184	WON-LOST		WINNING		LAST 15		STRENGTH OF		OPP. STRENGTH		TEAM		ADJ		CONF.		ADJ CONF.				
Average RPI Loss:		95	RECORD		PCT. RANK		GAMES		SCHEDULE		OF SCHEDULE		RPI		RPI		RPI		RPI				
DIV. I ONLY			28-12-0		.7		31		11-4-0		234		71		72		.54474		72				
DIV. I NON-CONF.			16-9-0		.64		68		5-2-0		168		16		47		.5592		47				
TOTALS		RPI 1-25		RPI 26-50		W-L RECORDS		RPI 51-100		RPI 101-150		RPI 150+											
28-12-0		2-5-0		0-0-0		OVERALL		2-3-0		3-0-0		21-4-0											
9-3-0		0-0-0		0-0-0		HOME		0-0-0		0-0-0		9-3-0											
18-9-0		2-5-0		0-0-0		AWAY		2-3-0		2-0-0		12-1-0											
1-0-0		0-0-0		0-0-0		NEUTRAL		0-0-0		1-0-0		0-0-0											
16-9-0		2-5-0		0-0-0		NON-CONFERENCE		0-2-0		3-0-0		11-2-0											
4-2-0		0-0-0		0-0-0		HOME		0-0-0		0-0-0		4-2-0											
11-7-0		2-5-0		0-0-		AWAY		0-2-0		2-0-0		7-0-0											
1-0-0		0-0-0		0-0-0		NEUTRAL		0-0-0		1-0-0		0-0-0											
12-3-0		0-0-0		0-0-0		CONFERENCE		2-1-0		0-0-0		10-2-0											
5-1-0		0-0-0		0-0-0		HOME		0-0-0		0-0-0		5-1-0											
7-2-0		0-0-0		0-0-0		AWAY		2-1-0		0-0-0		5-1-0											
0-0-0		0-0-0		0-0-0		NEUTRAL		0-0-0		0-0-0		0-0-0											
RPI	S	Opponent		Score		RPI	S	Opponent		Score		RPI	S	Opponent		Score							
2	A	Louisville		1	9							54	A	High Point		6	11	125	A	Cincinnati		7	5
8	A	North Carolina St.		1	6							54	A	High Point		4	5	125	N	Cincinnati		6	1
8	A	North Carolina St.		10	8							80	A	Valparaiso		2	3	147	A	Miami (OH)		4	0
8	A	North Carolina St.		4	8							80	A	Valparaiso		7	3	155	A	Milwaukee		0	2
24	A	Georgia		1	5							80	A	Valparaiso		9	6	155	A	Milwaukee		9	2
24	A	Georgia		3	1													171	A	Xavier		8	3
24	A	Georgia		3	4													171	H	Xavier		4	1
																		178	H	Eastern Mich.		14	0
																		178	H	Eastern Mich.		7	5
																		198	A	Elon		11	2
																		198	A	Elon		13	11
																		198	A	Elon		9	7
																		198	A	Elon		10	2
																		234	A	Toledo		11	5
																		234	H	Toledo		3	9
																		234	H	Toledo		8	1
																		242	A	Youngstown St.		7	3
																		242	A	Youngstown St.		10	0
																		242	H	Youngstown St.		9	2
																		242	H	Youngstown St.		8	0
																		242	H	Youngstown St.		9	4
																		247	A	Northern Ky.		13	3
																		247	A	Northern Ky.		5	2
																		147	A	Miami (OH)		4	0
																		247	H	Northern Ky.		12	1
																		247	H	Northern Ky.		4	6
																		247	H	Northern Ky.		4	3
																		255	H	Bowling Green		6	7
																		255	H	Bowling Green		6	7
																		234	H	Toledo		8	1
																		247	A	Northern Ky.		5	2
																		247	H	Northern Ky.		12	1
																		247	H	Northern Ky.		4	6
																		247	H	Northern Ky.		4	3
																		255	H	Bowling Green		6	7
																		255	H	Bowling Green		6	7
																		255	H	Bowling Green		6	7
																		255	H	Bowling Green		6	7
																		255	H	Bowling Green		6	7
																		255	H	Bowling Green		6	7
																		255	H	Bowling Green		6	7
																		255	H	Bowling Green		6	7
																		255	H	Bowling Green		6	7
																		255	H	Bowling Green		6	7
																		255	H	Bowling Green		6	7
																		255	H	Bowling Green		6	7
																		255	H	Bowling Green		6	7
																		255	H	Bowling Green		6	7
																		255	H	Bowling Green		6	7
																		255	H	Bowling Green		6	7
																		255	H	Bowling Green		6	7
																		255	H	Bowling Green		6	7
																		255	H	Bowling Green		6	7
																		255	H	Bowling Green		6	7
																		255	H	Bowling Green		6	7
																		255	H	Bowling Green		6	7
																		255	H	Bowling Green		6	7
																		255	H	Bowling Green		6	7
																		255	H	Bowling Green		6	7
																		255	H	Bowling Green		6	7
																		255	H	Bowling Green		6	7
																		255	H	Bowling Green		6	7
																		255	H	Bowling Green		6	7
																		255	H	Bowling Green		6	7
																		255	H	Bowling Green		6	7
																		255	H	Bowling Green		6	7
																		255	H	Bowling Green		6	7
																		255	H	Bowling Green		6	7
																		255	H	Bowling Green		6	7
																		255	H	Bowling Green		6	7
																		255	H	Bowling Green		6	7
																		255	H	Bowling Green		6	7
																		255	H	Bowling Green		6	7
																		255	H	Bowling Green		6	7
																		255	H	Bowling Green		6	7
																		255	H	Bowling Green		6	7
																		255	H	Bowling Green		6	7
																		255	H	Bowling Green		6	7
																		255	H	Bowling Green		6	7
																		255	H	Bowling Green		6	7
																		255	H	Bowling Green		6	7

Non-Div. I Games:

Wright St.

Wright St.

234	A	Toledo	11	5
234	H	Toledo	3	9

Through Games Of April 26, 2016

RPI	S	Opponent	Score	
256	A	Dayton	1	0

Wright St.

W  
r  
i  
g  
h  
t  
S  
t  
.

W  
r  
i  
g  
h  
t  
S  
t  
.



Average RPI Win:		166	WON-LOST		WINNING		LAST 15		STRENGTH OF		OPP. STRENGTH		TEAM		ADJ		CONF.		ADJ CONF.				
Average RPI Loss:		92	RECORD		PCT. RANK		GAMES		SCHEDULE		OF SCHEDULE		RPI		RPI		RPI		RPI				
DIV. I ONLY			20-20-0		.5	142	10-5-0		33		198		73		.54434		73	7		7			
DIV. I NON-CONF.			15-13-0		.53571	127	6-1-0		88		186		67		.54605		67	7		7			
TOTALS		RPI 1-25		RPI 26-50			W-L RECORDS			RPI 51-100			RPI 101-150			RPI 150+							
20-20-0		0-3-0		1-2-0			OVERALL			5-9-0			5-2-0			9-4-0							
11-2-0		0-0-0		0-0-0			HOME			2-1-0			4-1-0			5-0-0							
8-18-0		0-3-0		1-2-0			AWAY			3-8-0			1-1-0			3-4-0							
1-0-0		0-0-0		0-0-0			NEUTRAL			0-0-0			0-0-0			1-0-0							
15-13-0		0-3-0		1-2-0			NON-CONFERENCE			2-3-0			3-1-0			9-4-0							
7-0-0		0-0-0		0-0-0			HOME			0-0-0			2-0-0			5-0-0							
7-13-0		0-3-0		1-0-			AWAY			2-3-0			1-1-0			3-4-0							
1-0-0		0-0-0		0-0-0			NEUTRAL			0-0-0			0-0-0			1-0-0							
5-7-0		0-0-0		0-0-0			CONFERENCE			3-6-0			2-1-0			0-0-0							
4-2-0		0-0-0		0-0-0			HOME			2-1-0			2-1-0			0-0-0							
1-5-0		0-0-0		0-0-0			AWAY			1-5-0			0-0-0			0-0-0							
0-0-0		0-0-0		0-0-0			NEUTRAL			0-0-0			0-0-0			0-0-0							
RPI	S	Opponent		Score		RPI	S	Opponent		Score		RPI	S	Opponent		Score		RPI	S	Opponent		Score	
5	A	Miami (FL)		1	4	34	A	Fla. Atlantic		8	9	62	A	Old Dominion		2	4	106	A	Seton Hall		6	7
5	A	Miami (FL)		1	8	34	A	Fla. Atlantic		2	3	62	A	Old Dominion		4	7	106	H	Seton Hall		3	2
5	A	Miami (FL)		0	2	34	A	Fla. Atlantic		5	4	62	A	Old Dominion		5	2	120	A	Saint Joseph's		6	4
												75	A	Michigan St.		4	5	120	H	Saint Joseph's		11	1
												75	A	Michigan St.		5	6	122	H	Indiana		2	9
												75	A	Michigan St.		2	5	122	H	Indiana		3	2
												91	H	Penn St.		5	7	122	H	Indiana		7	1
												91	H	Penn St.		6	4	152	A	Navy		2	3
												91	H	Penn St.		5	0	153	A	Monmouth		2	12
												95	A	FGCU		9	2	153	H	Monmouth		20	4
												95	A	FGCU		6	9	197	H	Fordham		5	0
												98	A	Ohio St.		7	4	219	A	Rider		2	3
												98	A	Ohio St.		3	11	244	N	NJIT		10	3
												98	A	Ohio St.		1	2	260	H	Lafayette		11	3
																		273	H	Iona		13	8
																		276	A	Wagner		8	0
																		283	A	George Mason		8	6
																		283	A	George Mason		11	5
																		283	A	George Mason		5	6
																		290	H	Delaware St.		12	8
LAST 15 GAMES																							
																		91	H	Penn St.		5	7
																		91	H	Penn St.		6	4
																		91	H	Penn St.		5	0
																		276	A	Wagner		8	0
																		290	H	Delaware St.		12	8
																		98	A	Ohio St.		7	4
																		106	H	Seton Hall		3	2
																		106	A	Seton Hall		6	7

Non-Div. I Games:

Rutgers

98 A Ohio St.	1	2
98 A Ohio St.	3	11

R  
u  
t  
g  
e  
r  
s

R  
u  
t  
g  
e  
r  
s

Average RPI Win: 180		WON-LOST	WINNING	LAST 15	STRENGTH OF		OPP. STRENGTH	TEAM	ADJ		CONF.	ADJ CONF.		
Average RPI Loss: 129		RECORD	PCT. RANK	GAMES	SCHEDULE		OF SCHEDULE	RPI	RPI		RPI	RPI		
DIV. I ONLY		26-12-0	.68421	34	9-6-0		199	159	74	.54366	74	20	20	
DIV. I NON-CONF.		18-5-0	.78261	19	4-1-0		136	132	13	.59189	13	20	20	
TOTALS		RPI 1-25	RPI 26-50		W-L RECORDS		RPI 51-100		RPI 101-150		RPI 150+			
26-12-0		0-3-0	1-0-0		OVERALL		4-0-0		1-3-0		20-6-0			
9-4-0		0-0-0	0-0-0		HOME		1-0-0		1-0-0		7-4-0			
17-8-0		0-3-0	1-0-0		AWAY		3-0-0		0-3-0		13-2-0			
0-0-0		0-0-0	0-0-0		NEUTRAL		0-0-0		0-0-0		0-0-0			
18-5-0		0-3-0	1-0-0		NON-CONFERENCE		4-0-0		1-0-0		12-2-0			
3-1-0		0-0-0	0-0-0		HOME		1-0-0		1-0-0		1-1-0			
15-4-0		0-3-0	1-0-		AWAY		3-0-0		0-0-0		11-1-0			
0-0-0		0-0-0	0-0-0		NEUTRAL		0-0-0		0-0-0		0-0-0			
8-7-0		0-0-0	0-0-0		CONFERENCE		0-0-0		0-3-0		8-4-0			
6-3-0		0-0-0	0-0-0		HOME		0-0-0		0-0-0		6-3-0			
2-4-0		0-0-0	0-0-0		AWAY		0-0-0		0-3-0		2-1-0			
0-0-0		0-0-0	0-0-0		NEUTRAL		0-0-0		0-0-0		0-0-0			
RPI	S	Opponent	Score		RPI	S	Opponent	Score		RPI	S	Opponent	Score	
9	A	UC Santa Barbara	1	2	35	A	Bryant	9	8	63	H	UConn	4	3
9	A	UC Santa Barbara	6	7						132	A	Binghamton	3	5
9	A	UC Santa Barbara	4	7						64	A	North Florida	3	2
										64	A	North Florida	2	1
										64	A	North Florida	9	8
										136	H	Rhode Island	14	13
										166	H	Stony Brook	0	9
										166	H	Stony Brook	9	5
										166	H	Stony Brook	0	2
										176	A	Holy Cross	8	4
										180	H	Albany (NY)	5	9
										180	H	Albany (NY)	6	3
										180	H	Albany (NY)	7	6
										181	A	UMass Lowell	6	0
										181	A	UMass Lowell	5	6
										181	A	UMass Lowell	4	3
										196	A	Fairfield	6	3
										202	A	Marist	5	3
										204	H	Yale	15	8
										208	A	Manhattan	8	3
										211	A	Radford	2	4
										211	A	Radford	12	0
										211	A	Radford	3	1
										216	A	Central Conn. St.	11	9
										217	A	Quinnipiac	11	5
										217	H	Quinnipiac	5	7
										245	A	Villanova	11	1
										245	A	Villanova	2	1
										245	A	Villanova	8	0
LAST 15 GAMES														
					217	A	Quinnipiac	11	5	132	A	Binghamton	3	5
					267	H	Maine	11	4	202	A	Marist	5	3
					267	H	Maine	4	1	217	H	Quinnipiac	5	7
					267	H	Maine	6	5					
					136	H	Rhode Island	14	13					

Non-Div. I Games:

Hartford

132	A	Binghamton	9	10
132	A	Binghamton	1	12

RPI	S	Opponent	Score	
267	H	Maine	4	1
267	H	Maine	6	5
267	H	Maine	11	4

Hartford

H  
a  
r  
t  
f  
o  
r  
d

H  
a  
r  
t  
f  
o  
r  
d

Average RPI Win: 157		WON-LOST RECORD		WINNING PCT. RANK		LAST 15 GAMES		STRENGTH OF SCHEDULE		OPP. STRENGTH OF SCHEDULE		TEAM RPI		ADJ RPI		CONF. RPI		ADJ CONF. RPI					
DIV. I ONLY		27-10-0		.72973		19		9-6-0		210		110		75		.54296		75		7		7	
DIV. I NON-CONF.		18-6-0		.75		27		3-2-0		239		114		76		.5398		76		7		7	
TOTALS		RPI 1-25		RPI 26-50		W-L RECORDS		RPI 51-100		RPI 101-150		RPI 150+											
27-10-0		1-1-0		0-1-0		OVERALL		8-1-0		4-3-0		14-4-0											
8-5-0		1-0-0		0-1-0		HOME		4-0-0		1-3-0		2-1-0											
7-4-0		0-0-0		0-0-0		AWAY		2-1-0		0-0-0		5-3-0											
12-1-0		0-1-0		0-0-0		NEUTRAL		2-0-0		3-0-0		7-0-0											
18-6-0		0-1-0		0-1-0		NON-CONFERENCE		3-0-0		3-1-0		12-3-0											
3-3-0		0-0-0		0-1-0		HOME		1-0-0		0-1-0		2-1-0											
3-2-0		0-0-0		0-0-		AWAY		0-0-0		0-0-0		3-2-0											
12-1-0		0-1-0		0-0-0		NEUTRAL		2-0-0		3-0-0		7-0-0											
9-4-0		1-0-0		0-0-0		CONFERENCE		5-1-0		1-2-0		2-1-0											
5-2-0		1-0-0		0-0-0		HOME		3-0-0		1-2-0		0-0-0											
4-2-0		0-0-0		0-0-0		AWAY		2-1-0		0-0-0		2-1-0											
0-0-0		0-0-0		0-0-0		NEUTRAL		0-0-0		0-0-0		0-0-0											
RPI	S	Opponent		Score		RPI	S	Opponent		Score		RPI	S	Opponent		Score							
18	N	Southern Miss.		0	2	38	H	Notre Dame		0	1	73	H	Rutgers		6	5						
25	H	Michigan		11	5							73	H	Rutgers		5	4						
												73	H	Rutgers		5	2						
												83	N	Troy		3	0						
												91	A	Penn St.		5	2						
												91	A	Penn St.		6	7						
												91	A	Penn St.		7	0						
												95	N	FGCU		7	6						
												100	H	Oregon		3	2						
														115		N	Auburn	3	0				
														118		N	UCF	6	2				
														120		N	Saint Joseph's	8	7				
														122		H	Indiana	9	0				
														122		H	Indiana	4	8				
														122		H	Indiana	2	3				
														137		H	Oakland	1	3				
														151		A	Furman	15	8				
														157		N	Texas St.	3	2				
														169		N	North Dakota St.	9	5				
														172		N	Presbyterian	11	5				
														177		A	South Fla.	11	1				
														177		A	South Fla.	0	2				
														177		A	South Fla.	5	7				
														178		H	Eastern Mich.	2	4				
														197		N	Fordham	7	2				
														231		A	A&M-Corpus Christi	9	3				
														243		N	Illinois St.	15	0				
														250		H	Western Mich.	6	5				
														260		H	Central Mich.	4	1				
														260		N	Central Mich.	7	3				
														262		A	Purdue	2	5				
														262		A	Purdue	11	0				
														262		A	Purdue	5	3				
														280		N	Butler	9	2				
				LAST 15 GAMES																			
				122	H	Indiana	4	8	262	A	Purdue	11	0	262	A	Purdue	11	0					
				122	H	Indiana	9	0	260	N	Central Mich.	7	3	262	A	Purdue	5	3					
				122	H	Indiana	2	3	25	H	Michigan	11	5	280	N	Butler	9	2					
				250	H	Western Mich.	6	5															
				38	H	Notre Dame	0	1															

Non-Div. I Games:

Michigan St.

262 A Purdue	2	5
262 A Purdue	5	3

M  
i  
c  
h  
i  
g  
a  
n  
s  
t  
.

M  
i  
c  
h  
i  
g  
a  
n  
s  
t  
.

Average RPI Win: 116		WON-LOST RECORD		WINNING PCT. RANK		LAST 15 GAMES		STRENGTH OF SCHEDULE		OPP. STRENGTH OF SCHEDULE		TEAM RPI		ADJ RPI		CONF. RPI		ADJ CONF. RPI	
DIV. I ONLY		23-15-0		.60526 78		10-5-0		92		58		76		.54189 76		12		12	
DIV. I NON-CONF.		10-7-0		.58824 94		3-0-0		105		29		93		.53295 93		12		12	
TOTALS		RPI 1-25		RPI 26-50		W-L RECORDS		RPI 51-100		RPI 101-150		RPI 150+							
23-15-0		2-0-0		6-3-0		OVERALL		3-4-0		6-5-0		6-3-0							
14-9-0		1-0-0		1-2-0		HOME		3-2-0		5-3-0		4-2-0							
9-6-0		1-0-0		5-1-0		AWAY		0-2-0		1-2-0		2-1-0							
0-0-0		0-0-0		0-0-0		NEUTRAL		0-0-0		0-0-0		0-0-0							
10-7-0		2-0-0		0-0-0		NON-CONFERENCE		2-2-0		6-5-0		0-0-0							
8-3-0		1-0-0		0-0-0		HOME		2-0-0		5-3-0		0-0-0							
2-4-0		1-0-0		0-0-		AWAY		0-2-0		1-2-0		0-0-0							
0-0-0		0-0-0		0-0-0		NEUTRAL		0-0-0		0-0-0		0-0-0							
13-8-0		0-0-0		6-3-0		CONFERENCE		1-2-0		0-0-0		6-3-0							
6-6-0		0-0-0		1-2-0		HOME		1-2-0		0-0-0		4-2-0							
7-2-0		0-0-0		5-1-0		AWAY		0-0-0		0-0-0		2-1-0							
0-0-0		0-0-0		0-0-0		NEUTRAL		0-0-0		0-0-0		0-0-0							
RPI	S	Opponent		Score		RPI	S	Opponent		Score		RPI	S	Opponent		Score			
13	H	La.-Lafayette		7	2	41	H	Northwestern St.		7	8	129	H	Southern Ill.		1	2		
17	A	LSU		7	0	41	H	Northwestern St.		2	1	58	H	Southeastern La.		7	6		
						41	H	Northwestern St.		1	7	58	H	Southeastern La.		0	4		
						44	A	Lamar		5	4	65	A	Louisiana Tech		7	9		
						44	A	Lamar		1	5	65	H	Louisiana Tech		3	1		
						44	A	Lamar		1	0	78	A	Houston		1	14		
						45	A	New Orleans		13	3	78	H	Houston		4	1		
						45	A	New Orleans		6	1								
						45	A	New Orleans		7	3								
						LAST 15 GAMES													
						58	H	Southeastern La.		7	6	17	A	LSU		7	0		
						58	H	Southeastern La.		0	4	45	A	New Orleans		13	3		
						58	H	Southeastern La.		7	8	45	A	New Orleans		7	3		
						44	A	Lamar		1	0								
						44	A	Lamar		5	4								

Non-Div. I Games:

McNeese St.

44	A	Lamar	1	5
65	H	Louisiana Tech	3	1

M  
c  
N  
e  
e  
s  
e  
s  
t  
.

M  
c  
N  
e  
e  
s  
e  
s  
t  
.



Average RPI Win: 141		WON-LOST	WINNING	LAST 15	STRENGTH OF		OPP. STRENGTH	TEAM	ADJ	CONF.	ADJ CONF.
Average RPI Loss: 71		RECORD	PCT. RANK	GAMES	SCHEDULE		OF SCHEDULE	RPI	RPI	RPI	RPI
DIV. I ONLY		23-18-0	.56098	106	8-7-0		87	36	77	.5413	77
DIV. I NON-CONF.		14-9-0	.6087	83	3-2-0		64	86	54	.55261	54
TOTALS		RPI 1-25	RPI 26-50		W-L RECORDS		RPI 51-100		RPI 101-150		RPI 150+
23-18-0		1-5-0	2-0-0		OVERALL		3-10-0		9-1-0		8-2-0
14-6-0		0-1-0	0-0-0		HOME		2-3-0		6-0-0		6-2-0
7-12-0		1-4-0	1-0-0		AWAY		1-7-0		2-1-0		2-0-0
2-0-0		0-0-0	1-0-0		NEUTRAL		0-0-0		1-0-0		0-0-0
14-9-0		1-2-0	2-0-0		NON-CONFERENCE		2-5-0		1-0-0		8-2-0
7-4-0		0-1-0	0-0-0		HOME		1-1-0		0-0-0		6-2-0
5-5-0		1-1-0	1-0-		AWAY		1-4-0		0-0-0		2-0-0
2-0-0		0-0-0	1-0-0		NEUTRAL		0-0-0		1-0-0		0-0-0
9-9-0		0-3-0	0-0-0		CONFERENCE		1-5-0		8-1-0		0-0-0
7-2-0		0-0-0	0-0-0		HOME		1-2-0		6-0-0		0-0-0
2-7-0		0-3-0	0-0-0		AWAY		0-3-0		2-1-0		0-0-0
0-0-0		0-0-0	0-0-0		NEUTRAL		0-0-0		0-0-0		0-0-0
RPI S	Opponent	Score	RPI S	Opponent	Score	RPI S	Opponent	Score	RPI S	Opponent	Score
2 A	Louisville	2 14	36 N	South Ala.	11 10	55 A	Tennessee	6 0	117 A	UAB	6 5
2 H	Louisville	0 17	37 A	Kentucky	14 6	62 A	Old Dominion	8 12	117 A	UAB	2 1
20 A	Rice	2 3				62 A	Old Dominion	3 8	117 A	UAB	0 2
20 A	Rice	3 9				62 A	Old Dominion	2 4	125 N	Cincinnati	5 2
20 A	Rice	2 5				65 H	Louisiana Tech	9 12	138 H	UTSA	8 5
24 A	Georgia	8 7				65 H	Louisiana Tech	1 3	138 H	UTSA	14 10
						65 H	Louisiana Tech	6 3	138 H	UTSA	7 5
						66 A	Jacksonville St.	7 8	144 H	Middle Tenn.	3 1
						66 A	Jacksonville St.	4 5	144 H	Middle Tenn.	2 1
						66 A	Jacksonville St.	7 9	144 H	Middle Tenn.	10 4
						67 H	Austin Peay	2 16	180 H	Albany (NY)	4 7
						88 A	Evansville	2 6	180 H	Albany (NY)	12 2
						88 H	Evansville	6 5	180 H	Albany (NY)	5 3
									218 A	Belmont	10 4
									218 H	Belmont	3 2
									229 A	Lipscomb	4 3
									229 H	Lipscomb	6 0
									242 H	Youngstown St.	5 3
									242 H	Youngstown St.	7 8
									242 H	Youngstown St.	11 1
LAST 15 GAMES											
229 A	Lipscomb	4 3	20 A	Rice	2 5						
138 H	UTSA	8 5	20 A	Rice	3 9						
138 H	UTSA	14 10	2 A	Louisville	2 14						
138 H	UTSA	7 5									
88 A	Evansville	2 6									

Non-Div. I Games:

Western Ky.

218	H	Belmont	3	2
20	A	Rice	2	3

W  
e  
s  
t  
e  
r  
n  
K  
y  
.

W  
e  
s  
t  
e  
r  
n  
K  
y  
.

Average RPI Win:		148	WON-LOST RECORD		WINNING PCT. RANK		LAST 15 GAMES		STRENGTH OF SCHEDULE		OPP. STRENGTH OF SCHEDULE		TEAM RPI		ADJ RPI		CONF. RPI		ADJ CONF. RPI				
Average RPI Loss:		67																					
DIV. I ONLY			23-16-0		.58974 88		7-8-0		63		61		78		.53989 78		6		6				
DIV. I NON-CONF.			18-9-0		.66667 55		2-1-0		48		61		49		.55733 49		6		6				
TOTALS		RPI 1-25		RPI 26-50		W-L RECORDS		RPI 51-100		RPI 101-150		RPI 150+											
23-16-0		0-4-0		4-3-0		OVERALL		2-5-0		5-3-0		12-1-0											
18-6-0		0-2-0		0-0-0		HOME		2-0-0		4-3-0		12-1-0											
4-7-0		0-0-0		4-3-0		AWAY		0-4-0		0-0-0		0-0-0											
1-3-0		0-2-0		0-0-0		NEUTRAL		0-1-0		1-0-0		0-0-0											
18-9-0		0-4-0		3-1-0		NON-CONFERENCE		2-2-0		3-2-0		10-0-0											
14-4-0		0-2-0		0-0-0		HOME		2-0-0		2-2-0		10-0-0											
3-2-0		0-0-0		3-0-		AWAY		0-1-0		0-0-0		0-0-0											
1-3-0		0-2-0		0-0-0		NEUTRAL		0-1-0		1-0-0		0-0-0											
5-7-0		0-0-0		1-2-0		CONFERENCE		0-3-0		2-1-0		2-1-0											
4-2-0		0-0-0		0-0-0		HOME		0-0-0		2-1-0		2-1-0											
1-5-0		0-0-0		1-2-0		AWAY		0-3-0		0-0-0		0-0-0											
0-0-0		0-0-0		0-0-0		NEUTRAL		0-0-0		0-0-0		0-0-0											
RPI	S	Opponent		Score		RPI	S	Opponent		Score		RPI	S	Opponent		Score							
4	H	Texas A&M		2	7	28	A	East Carolina		1	5	63	A	UConn		2	3	102	N	Texas	3	2	
16	N	Texas Tech		2	3	28	A	East Carolina		1	3	63	A	UConn		2	9	118	H	UCF	1	0	
19	N	TCU		1	10	28	A	East Carolina		6	1	63	A	UConn		1	4	118	H	UCF	4	3	
20	H	Rice		4	7	44	A	Lamar		4	3	76	A	McNeese St.		1	4	118	H	UCF	1	2	
						48	A	Alabama		3	2	76	H	McNeese St.		14	1	128	H	Baylor	2	4	
						48	A	Alabama		3	1	84	H	Sam Houston St.		4	3	128	H	Baylor	10	4	
						48	A	Alabama		6	7	85	N	Arkansas		3	12	128	H	Baylor	11	2	
																		138	H	UTSA	2	3	
																		158	H	Grand Canyon	5	0	
																		158	H	Grand Canyon	3	1	
																		158	H	Grand Canyon	5	1	
																		177	H	South Fla.	1	4	
																		177	H	South Fla.	7	5	
																		177	H	South Fla.	5	1	
																		210	H	George Washington	14	0	
																		210	H	George Washington	5	2	
																		210	H	George Washington	5	0	
																		245	H	Villanova	10	3	
																		245	H	Villanova	4	0	
																		245	H	Villanova	13	1	
																		288	H	Texas Southern	7	1	
						LAST 15 GAMES																	
						84	H	Sam Houston St.		4	3	102	N	Texas		3	2						
						177	H	South Fla.		7	5	118	H	UCF		1	0						
						177	H	South Fla.		1	4	118	H	UCF		4	3						
						177	H	South Fla.		5	1												
						63	A	UConn		2	9												

Non-Div. I Games:

Houston

63 A UConn	1	4
63 A UConn	2	3

H  
o  
u  
s  
t  
o  
n

H  
o  
u  
s  
t  
o  
n

[illegible]

**Non-Div. I Games:**

Fresno St.

Fresno St.

141	H	Nevada	8	3
141	H	Nevada	5	4

Through Games Of April 26, 2016

RPI	S	Opponent	Score	
253	H	CSU Bakersfield	6	4

Fresno St.

F  
r  
e  
s  
n  
o  
s  
t  
.

F  
r  
e  
s  
n  
o  
s  
t  
.

Average RPI Win:	175	WON-LOST	WINNING	LAST 15	STRENGTH OF	OPP. STRENGTH	TEAM	ADJ	CONF.	ADJ CONF.	
Average RPI Loss:	85	RECORD	PCT. RANK	GAMES	SCHEDULE	OF SCHEDULE	RPI	RPI	RPI	RPI	
DIV. I ONLY	18-18-0	.5	142	0-0-0	95	184	80	.53506	80	18	18
DIV. I NON-CONF.	8-13-0	.38095	221	0-0-0	70	71	115	.52252	115	13	13
<hr/>											
TOTALS	RPI 1-25	RPI 26-50		W-L RECORDS		RPI 51-100		RPI 101-150		RPI 150+	
18-18-0	0-0-0	1-7-0		OVERALL		3-6-0		3-2-0		11-3-0	
5-3-0	0-0-0	0-0-0		HOME		1-2-0		0-0-0		4-1-0	
13-15-0	0-0-0	1-7-0		AWAY		2-4-0		3-2-0		7-2-0	
0-0-0	0-0-0	0-0-0		NEUTRAL		0-0-0		0-0-0		0-0-0	
<hr/>											
8-13-0	0-0-0	1-7-0		NON-CONFERENCE		2-4-0		1-1-0		4-1-0	
2-1-0	0-0-0	0-0-0		HOME		0-0-0		0-0-0		2-1-0	
6-12-0	0-0-0	1-0-		AWAY		2-4-0		1-1-0		2-0-0	
0-0-0	0-0-0	0-0-0		NEUTRAL		0-0-0		0-0-0		0-0-0	
<hr/>											
10-5-0	0-0-0	0-0-0		CONFERENCE		1-2-0		2-1-0		7-2-0	
3-2-0	0-0-0	0-0-0		HOME		1-2-0		0-0-0		2-0-0	
7-3-0	0-0-0	0-0-0		AWAY		0-0-0		2-1-0		5-2-0	
0-0-0	0-0-0	0-0-0		NEUTRAL		0-0-0		0-0-0		0-0-0	
<hr/>											
RPI	S	Opponent	Score	RPI	S	Opponent	Score	RPI	S	Opponent	Score
				38	A	Notre Dame	1 3	65	A	Louisiana Tech	2 7
				45	A	New Orleans	8 9	65	A	Louisiana Tech	5 7
				45	A	New Orleans	3 5	65	A	Louisiana Tech	8 3
				45	A	New Orleans	0 9	66	A	Jacksonville St.	14 4
				47	A	Dallas Baptist	2 9	66	A	Jacksonville St.	10 11
				47	A	Dallas Baptist	6 1	66	A	Jacksonville St.	3 9
				47	A	Dallas Baptist	1 2	72	H	Wright St.	6 9
				47	A	Dallas Baptist	4 10	72	H	Wright St.	3 7
								72	H	Wright St.	3 2

Non-Div. I Games: Purdue-North Cent. 17 6

Valparaiso

291	A	Chicago St.	10	6
137	A	Oakland	3	5

V  
a  
l  
p  
a  
r  
a  
i  
s  
o

V  
a  
l  
p  
a  
r  
a  
i  
s  
o



Average RPI Win: 191		WON-LOST	WINNING	LAST 15	STRENGTH OF	OPP. STRENGTH	TEAM	ADJ	CONF.	ADJ CONF.		
Average RPI Loss: 123		RECORD	PCT. RANK	GAMES	SCHEDULE	OF SCHEDULE	RPI	RPI	RPI	RPI		
DIV. I ONLY		29-10-0	.74359	12	13-2-0	260	120	81	.5348	81	23	23
DIV. I NON-CONF.		16-7-0	.69565	48	3-1-0	157	56	45	.56074	45	24	24
<hr/>												
TOTALS		RPI 1-25	RPI 26-50		W-L RECORDS	RPI 51-100		RPI 101-150		RPI 150+		
29-10-0	0-2-0	0-2-0		OVERALL		3-1-0		3-1-0		23-4-0		
7-4-0	0-0-0	0-1-0		HOME		2-0-0		0-0-0		5-3-0		
17-3-0	0-0-0	0-1-0		AWAY		0-0-0		3-1-0		14-1-0		
5-3-0	0-2-0	0-0-0		NEUTRAL		1-1-0		0-0-0		4-0-0		
<hr/>												
16-7-0	0-2-0	0-2-0		NON-CONFERENCE		3-1-0		3-1-0		10-1-0		
3-2-0	0-0-0	0-1-0		HOME		2-0-0		0-0-0		1-1-0		
9-2-0	0-0-0	0-0-		AWAY		0-0-0		3-1-0		6-0-0		
4-3-0	0-2-0	0-0-0		NEUTRAL		1-1-0		0-0-0		3-0-0		
<hr/>												
13-3-0	0-0-0	0-0-0		CONFERENCE		0-0-0		0-0-0		13-3-0		
4-2-0	0-0-0	0-0-0		HOME		0-0-0		0-0-0		4-2-0		
8-1-0	0-0-0	0-0-0		AWAY		0-0-0		0-0-0		8-1-0		
1-0-0	0-0-0	0-0-0		NEUTRAL		0-0-0		0-0-0		1-0-0		
<hr/>												
RPI S	Opponent	Score	RPI S	Opponent	Score	RPI S	Opponent	Score	RPI S	Opponent	Score	
8 N	North Carolina St.	5 7	33 A	Pittsburgh	5 13	62 N	Old Dominion	0 2	143 A	Liberty	2 4	
23 N	Virginia	6 8	33 H	Pittsburgh	4 9	88 N	Evansville	6 3	143 A	Liberty	8 1	
						91 H	Penn St.	10 9	143 A	Liberty	2 0	
						98 H	Ohio St.	8 3	143 A	Liberty	6 5	
									155 N	Milwaukee	7 6	
									160 A	Charlotte	11 6	
									160 A	Charlotte	4 3	
									160 A	Charlotte	11 3	
									165 N	Ball St.	8 3	
									178 A	Eastern Mich.	4 2	
									178 A	Eastern Mich.	7 3	
									178 A	Eastern Mich.	13 3	
									184 H	Canisius	4 5	
									210 N	George Washington	6 4	
									210 N	George Washington	7 4	
									211 A	Radford	7 6	
									211 A	Radford	6 0	
									211 A	Radford	8 3	
									234 H	Toledo	1 4	
									234 H	Toledo	2 1	
									234 H	Toledo	3 0	
									236 A	Ohio	6 0	
									236 A	Ohio	6 5	
									236 A	Ohio	8 0	
									242 H	Youngstown St.	5 2	
									250 H	Western Mich.	4 5	
									250 H	Western Mich.	9 7	
LAST 15 GAMES			LAST 15 GAMES			LAST 15 GAMES			LAST 15 GAMES			
			236 A	Ohio	6 5	242 H	Youngstown St.	5 2	236 A	Ohio	6 5	
			236 A	Ohio	8 0	234 H	Toledo	1 4	236 A	Ohio	8 0	
			236 A	Ohio	6 0	234 H	Toledo	2 1	242 H	Youngstown St.	5 2	
			91 H	Penn St.	10 9				250 H	Western Mich.	4 5	
			178 A	Eastern Mich.	7 3				250 H	Western Mich.	9 7	

Non-Div. I Games: Lake Erie 9 1

Kent St.

Kent St.

178	A	Eastern Mich.	4	2
178	A	Eastern Mich.	13	3

Through Games Of April 26, 2016

RPI	S	Opponent	Score	
250	H	Western Mich.	13	2
260	A	Central Mich.	5	2
260	A	Central Mich.	10	13
260	A	Central Mich.	17	5

Kent St.

K  
e  
n  
t  
S  
t  
.

K  
e  
n  
t  
S  
t  
.

Average RPI Win:	156	WON-LOST RECORD	WINNING PCT. RANK	LAST 15 GAMES	STRENGTH OF SCHEDULE	OPP. STRENGTH OF SCHEDULE	TEAM RPI	ADJ RPI	CONF. RPI	ADJ CONF. RPI						
DIV. I ONLY		25-15-0	.625	65	8-7-0	157	73	82	.53476	82	7	7				
DIV. I NON-CONF.		18-10-0	.64286	67	4-3-0	109	41	52	.55427	52	7	7				
<hr/>																
TOTALS	RPI 1-25	RPI 26-50		W-L RECORDS		RPI 51-100		RPI 101-150		RPI 150+						
25-15-0	1-4-0	1-1-0		OVERALL		8-5-0		3-2-0		12-3-0						
15-5-0	1-0-0	0-0-0		HOME		6-1-0		0-1-0		8-3-0						
9-9-0	0-4-0	0-0-0		AWAY		2-4-0		3-1-0		4-0-0						
1-1-0	0-0-0	1-1-0		NEUTRAL		0-0-0		0-0-0		0-0-0						
18-10-0	1-1-0	1-1-0		NON-CONFERENCE		6-4-0		3-2-0		7-2-0						
11-3-0	1-0-0	0-0-0		HOME		4-0-0		0-1-0		6-2-0						
6-6-0	0-1-0	0-0-		AWAY		2-4-0		3-1-0		1-0-0						
1-1-0	0-0-0	1-1-0		NEUTRAL		0-0-0		0-0-0		0-0-0						
7-5-0	0-3-0	0-0-0		CONFERENCE		2-1-0		0-0-0		5-1-0						
4-2-0	0-0-0	0-0-0		HOME		2-1-0		0-0-0		2-1-0						
3-3-0	0-3-0	0-0-0		AWAY		0-0-0		0-0-0		3-0-0						
0-0-0	0-0-0	0-0-0		NEUTRAL		0-0-0		0-0-0		0-0-0						
RPI	S	Opponent	Score		RPI	S	Opponent	Score		RPI	S	Opponent	Score			
21	A	Creighton	3	4	26	N	Arizona	10	11	53	A	Col. of Charleston	4	0		
21	H	Creighton	8	2	31	N	Tulane	11	5	53	A	Col. of Charleston	5	13		
25	A	Michigan	2	7						53	A	Col. of Charleston	3	7		
25	A	Michigan	1	6						69	A	Long Beach St.	9	2		
25	A	Michigan	6	10						69	A	Long Beach St.	1	3		
										69	A	Long Beach St.	0	1		
										87	H	Illinois	9	7		
										87	H	Illinois	9	8		
										87	H	Illinois	4	6		
										94	H	Loyola Marymount	5	4		
										94	H	Loyola Marymount	3	0		
										94	H	Loyola Marymount	6	4		
										94	H	Loyola Marymount	7	0		
												103	A	Indiana St.	10	4
												103	A	Indiana St.	11	4
												130	A	San Diego	5	17
												150	A	Kansas St.	5	1
												150	H	Kansas St.	2	4
												168	H	Wichita St.	4	0
												168	H	Wichita St.	5	17
												168	H	Wichita St.	7	3
												201	A	Omaha	11	6
												214	H	Nicholls St.	4	2
												214	H	Nicholls St.	1	7
												214	H	Nicholls St.	6	1
												254	H	Northwestern	3	2
												254	H	Northwestern	8	7
												254	H	Northwestern	3	11
												262	A	Purdue	9	8
												262	A	Purdue	9	5
												262	A	Purdue	11	6
												282	H	Northern Colo.	8	0
												282	H	Northern Colo.	7	1
<hr/>																
LAST 15 GAMES																
214	H	Nicholls St.	4	2	21	A	Creighton	3	4							
214	H	Nicholls St.	1	7	254	H	Northwestern	3	11							
214	H	Nicholls St.	6	1	254	H	Northwestern	8	7							
150	A	Kansas St.	5	1												
25	A	Michigan	1	6												

Non-Div. I Games:

Nebraska

25 A Michigan	2	7
25 A Michigan	6	10

N  
e  
b  
r  
a  
s  
k  
a

N  
e  
b  
r  
a  
s  
k  
a

Average RPI Win: 148		WON-LOST RECORD		WINNING PCT. RANK		LAST 15 GAMES		STRENGTH OF SCHEDULE		OPP. STRENGTH OF SCHEDULE		TEAM RPI		ADJ RPI		CONF. RPI		ADJ CONF. RPI	
DIV. I ONLY		23-18-0		.56098 106		9-6-0		80		74		83		.53433 83		10		10	
DIV. I NON-CONF.		14-9-0		.6087 83		3-3-0		31		78		53		.55302 53		10		11	
TOTALS		RPI 1-25		RPI 26-50		W-L RECORDS		RPI 51-100		RPI 101-150		RPI 150+							
23-18-0		1-3-0		2-3-0		OVERALL		4-4-0		7-8-0		9-0-0							
15-7-0		1-2-0		2-2-0		HOME		1-1-0		2-2-0		9-0-0							
7-9-0		0-0-0		0-1-0		AWAY		3-2-0		4-6-0		0-0-0							
1-2-0		0-1-0		0-0-0		NEUTRAL		0-1-0		1-0-0		0-0-0							
14-9-0		0-1-0		2-3-0		NON-CONFERENCE		4-4-0		2-1-0		6-0-0							
10-3-0		0-0-0		2-2-0		HOME		1-1-0		1-0-0		6-0-0							
3-4-0		0-0-0		0-0-		AWAY		3-2-0		0-1-0		0-0-0							
1-2-0		0-1-0		0-0-0		NEUTRAL		0-1-0		1-0-0		0-0-0							
9-9-0		1-2-0		0-0-0		CONFERENCE		0-0-0		5-7-0		3-0-0							
5-4-0		1-2-0		0-0-0		HOME		0-0-0		1-2-0		3-0-0							
4-5-0		0-0-0		0-0-0		AWAY		0-0-0		4-5-0		0-0-0							
0-0-0		0-0-0		0-0-0		NEUTRAL		0-0-0		0-0-0		0-0-0							
RPI S	Opponent		Score		RPI S	Opponent		Score		RPI S	Opponent		Score		RPI S	Opponent		Score	
13 H	La.-Lafayette		2	4	45 H	New Orleans		9	6	58 A	Southeastern La.		3	2	109 H	UT Arlington		5	18
13 H	La.-Lafayette		3	8	45 H	New Orleans		9	4	58 A	Southeastern La.		5	1	109 H	UT Arlington		5	2
13 H	La.-Lafayette		4	1	45 H	New Orleans		6	10	58 A	Southeastern La.		2	7	109 H	UT Arlington		2	4
18 N	Southern Miss.		2	6	48 A	Alabama		3	5	66 A	Jacksonville St.		10	0	110 A	Little Rock		8	11
					48 H	Alabama		1	2	66 H	Jacksonville St.		7	8	110 A	Little Rock		9	10
										75 N	Michigan St.		0	3	110 A	Little Rock		3	4
										97 A	Samford		6	20	115 N	Auburn		4	3
										97 H	Samford		5	3	117 A	UAB		0	7
															117 H	UAB		2	1
															121 A	Ga. Southern		8	4
															121 A	Ga. Southern		0	7
															121 A	Ga. Southern		2	1
															124 A	Arkansas St.		8	1
															124 A	Arkansas St.		11	1
															124 A	Arkansas St.		3	4
															162 H	Alabama St.		8	0
															247 H	Northern Ky.		4	2
															247 H	Northern Ky.		6	1
															247 H	Northern Ky.		10	3
															247 H	Northern Ky.		5	0
															251 H	Appalachian St.		4	3
															251 H	Appalachian St.		9	7
															251 H	Appalachian St.		3	2
															298 H	Alabama A&M		8	0
				LAST 15 GAMES															
				109 H	UT Arlington		2	4	66 H	Jacksonville St.		7	8	251 H	Appalachian St.		3	2	
				109 H	UT Arlington		5	18	251 H	Appalachian St.		3	2	298 H	Alabama A&M		8	0	
				109 H	UT Arlington		5	2	251 H	Appalachian St.		4	3						
				48 A	Alabama		3	5											
				124 A	Arkansas St.		8	1											

Non-Div. I Games:

Troy

124 A Arkansas St.	3	4
124 A Arkansas St.	11	1

T  
r  
o  
y

T  
r  
o  
y

Average RPI Win:		169	WON-LOST RECORD		WINNING PCT. RANK	LAST 15 GAMES	STRENGTH OF SCHEDULE		OPP. STRENGTH OF SCHEDULE	TEAM RPI	ADJ RPI	CONF. RPI	ADJ CONF. RPI
Average RPI Loss:		60											
DIV. I ONLY		25-17-0			.59524 84	11-4-0	156		24	84	.53361 84	12	12
DIV. I NON-CONF.		8-13-0			.38095 221	1-3-0	98		2	150	.50029 150	12	12
TOTALS		RPI 1-25	RPI 26-50		W-L RECORDS		RPI 51-100		RPI 101-150		RPI 150+		
25-17-0		0-8-0	3-3-0		OVERALL		0-1-0		6-4-0		16-1-0		
15-6-0		0-2-0	2-1-0		HOME		0-0-0		5-3-0		8-0-0		
10-11-0		0-6-0	1-2-0		AWAY		0-1-0		1-1-0		8-1-0		
0-0-0		0-0-0	0-0-0		NEUTRAL		0-0-0		0-0-0		0-0-0		
8-13-0		0-8-0	0-0-0		NON-CONFERENCE		0-1-0		4-3-0		4-1-0		
5-4-0		0-2-0	0-0-0		HOME		0-0-0		3-2-0		2-0-0		
3-9-0		0-6-0	0-0-0		AWAY		0-1-0		1-1-0		2-1-0		
0-0-0		0-0-0	0-0-0		NEUTRAL		0-0-0		0-0-0		0-0-0		
17-4-0		0-0-0	3-3-0		CONFERENCE		0-0-0		2-1-0		12-0-0		
10-2-0		0-0-0	2-1-0		HOME		0-0-0		2-1-0		6-0-0		
7-2-0		0-0-0	1-2-0		AWAY		0-0-0		0-0-0		6-0-0		
0-0-0		0-0-0	0-0-0		NEUTRAL		0-0-0		0-0-0		0-0-0		
RPI S	Opponent	Score	RPI S	Opponent	Score	RPI S	Opponent	Score	RPI S	Opponent	Score		
13 A	La.-Lafayette	1 2	41 H	Northwestern St.	2 1	78 A	Houston	3 4	102 A	Texas	3 12		
13 A	La.-Lafayette	2 6	41 H	Northwestern St.	5 7				111 H	Oklahoma	4 3		
13 A	La.-Lafayette	3 13	41 H	Northwestern St.	2 1				111 H	Oklahoma	7 2		
16 A	Texas Tech	6 8	45 A	New Orleans	6 7				111 H	Oklahoma	4 3		
16 A	Texas Tech	3 20	45 A	New Orleans	3 4				128 A	Baylor	6 5		
16 H	Texas Tech	6 11	45 A	New Orleans	8 4				128 H	Baylor	1 5		
20 A	Rice	3 5							138 H	UTSA	5 8		
20 H	Rice	3 8							142 H	SFA	4 8		
									142 H	SFA	8 6		
									142 H	SFA	7 3		
									157 H	Texas St.	8 6		
									168 A	Wichita St.	13 8		
									168 A	Wichita St.	0 2		
									168 A	Wichita St.	15 11		
									170 H	Central Ark.	2 0		
									170 H	Central Ark.	6 3		
									170 H	Central Ark.	9 7		
									205 H	Abilene Christian	2 1		
									205 H	Abilene Christian	3 1		
									205 H	Abilene Christian	6 3		
									214 A	Nicholls St.	12 8		
									214 A	Nicholls St.	4 2		
									214 A	Nicholls St.	3 1		
									269 A	Incarnate Word	12 3		
									16 A	Texas Tech	6 8		
									16 A	Texas Tech	3 20		
									269 A	Incarnate Word	23 3		
									269 A	Incarnate Word	8 2		
									297 H	Prairie View	16 5		
				LAST 15 GAMES									
						78 A	Houston	3 4	269 A	Incarnate Word	12 3		
						205 H	Abilene Christian	2 1	16 A	Texas Tech	6 8		
						205 H	Abilene Christian	3 1	16 A	Texas Tech	3 20		
						205 H	Abilene Christian	6 3					
						128 A	Baylor	6 5					

Non-Div. I Games:

Sam Houston St.

269 A Incarnate Word	8	2
269 A Incarnate Word	23	3

S  
a  
m  
H  
o  
u  
s  
t  
o  
n  
S  
t  
.

S  
a  
m  
H  
o  
u  
s  
t  
o  
n  
S  
t  
.



Average RPI Win: 167		WON-LOST	WINNING	LAST 15	STRENGTH OF		OPP. STRENGTH	TEAM	ADJ		CONF.	ADJ CONF.
Average RPI Loss: 42		RECORD	PCT. RANK	GAMES	SCHEDULE		OF SCHEDULE	RPI	RPI		RPI	RPI
DIV. I ONLY		25-16-0	.60976	76	6-9-0		116	15	85		.53326	85
DIV. I NON-CONF.		19-4-0	.82609	9	4-0-0		291	109	119		.51922	119
TOTALS		RPI 1-25	RPI 26-50		W-L RECORDS		RPI 51-100		RPI 101-150		RPI 150+	
25-16-0		3-9-0	3-2-0		OVERALL		2-4-0		4-0-0		13-1-0	
19-8-0		1-3-0	1-0-0		HOME		1-4-0		4-0-0		12-1-0	
3-8-0		0-6-0	2-2-0		AWAY		0-0-0		0-0-0		1-0-0	
3-0-0		2-0-0	0-0-0		NEUTRAL		1-0-0		0-0-0		0-0-0	
19-4-0		3-0-0	1-1-0		NON-CONFERENCE		1-2-0		1-0-0		13-1-0	
15-3-0		1-0-0	1-0-0		HOME		0-2-0		1-0-0		12-1-0	
1-1-0		0-0-0	0-0-		AWAY		0-0-0		0-0-0		1-0-0	
3-0-0		2-0-0	0-0-0		NEUTRAL		1-0-0		0-0-0		0-0-0	
6-12-0		0-9-0	2-1-0		CONFERENCE		1-2-0		3-0-0		0-0-0	
4-5-0		0-3-0	0-0-0		HOME		1-2-0		3-0-0		0-0-0	
2-7-0		0-6-0	2-1-0		AWAY		0-0-0		0-0-0		0-0-0	
0-0-0		0-0-0	0-0-0		NEUTRAL		0-0-0		0-0-0		0-0-0	
RPI S	Opponent	Score	RPI S	Opponent	Score	RPI S	Opponent	Score	RPI S	Opponent	Score	
1 H	Florida	2 9	27 A	Oklahoma St.	4 5	51 H	Gonzaga	10 15	115 H	Auburn	3 1	
1 H	Florida	2 8	27 H	Oklahoma St.	7 6	65 H	Louisiana Tech	2 3	115 H	Auburn	14 7	
1 H	Florida	8 12	37 A	Kentucky	2 0	78 N	Houston	12 3	115 H	Auburn	3 2	
3 A	South Carolina	6 10	37 A	Kentucky	1 0	96 H	Missouri	1 10	148 H	La.-Monroe	3 1	
3 A	South Carolina	2 6	37 A	Kentucky	4 5	96 H	Missouri	7 6	221 A	Memphis	12 4	
3 A	South Carolina	6 8				96 H	Missouri	5 8	224 H	Grambling	3 2	
7 A	Ole Miss	7 8							224 H	Grambling	14 4	
7 A	Ole Miss	9 14							258 H	Western Ill.	3 2	
7 A	Ole Miss	3 7							258 H	Western Ill.	3 0	
16 N	Texas Tech	10 6							258 H	Western Ill.	9 3	
20 N	Rice	5 2							260 H	Central Mich.	6 1	
21 H	Creighton	6 2							260 H	Central Mich.	9 4	
									260 H	Central Mich.	4 3	
									266 H	Eastern Ill.	5 2	
									266 H	Eastern Ill.	8 10	
									266 H	Eastern Ill.	3 2	
									299 H	Mississippi Val.	20 0	
									299 H	Mississippi Val.	21 4	
LAST 15 GAMES												
27 H	Oklahoma St.	7 6	1 H	Florida	8 12							
37 A	Kentucky	2 0	148 H	La.-Monroe	3 1							
37 A	Kentucky	4 5	7 A	Ole Miss	7 8							
37 A	Kentucky	1 0										
21 H	Creighton	6 2										

Non-Div. I Games:

Arkansas

1	H	Florida	2	8
1	H	Florida	2	9

A  
r  
k  
a  
n  
s  
a  
s

A  
r  
k  
a  
n  
s  
a  
s

Average RPI Win: 199		WON-LOST RECORD		WINNING PCT. RANK		LAST 15 GAMES		STRENGTH OF SCHEDULE		OPP. STRENGTH OF SCHEDULE		TEAM RPI		ADJ RPI		CONF. RPI		ADJ CONF. RPI	
DIV. I ONLY		28-14-0		.66667 39		11-4-0		170		196		86		.53199 86		24		24	
DIV. I NON-CONF.		18-9-0		.66667 55		5-0-0		129		122		56		.55175 56		27		27	
TOTALS		RPI 1-25		RPI 26-50		W-L RECORDS		RPI 51-100		RPI 101-150		RPI 150+							
28-14-0		2-1-0		0-1-0		OVERALL		2-4-0		3-3-0		21-5-0							
16-6-0		1-0-0		0-0-0		HOME		0-2-0		1-0-0		14-4-0							
11-7-0		1-1-0		0-1-0		AWAY		2-2-0		2-3-0		6-0-0							
1-1-0		0-0-0		0-0-0		NEUTRAL		0-0-0		0-0-0		1-1-0							
18-9-0		2-1-0		0-1-0		NON-CONFERENCE		2-4-0		2-1-0		12-2-0							
10-3-0		1-0-0		0-0-0		HOME		0-2-0		1-0-0		8-1-0							
7-5-0		1-1-0		0-0-		AWAY		2-2-0		1-1-0		3-0-0							
1-1-0		0-0-0		0-0-0		NEUTRAL		0-0-0		0-0-0		1-1-0							
10-5-0		0-0-0		0-0-0		CONFERENCE		0-0-0		1-2-0		9-3-0							
6-3-0		0-0-0		0-0-0		HOME		0-0-0		0-0-0		6-3-0							
4-2-0		0-0-0		0-0-0		AWAY		0-0-0		1-2-0		3-0-0							
0-0-0		0-0-0		0-0-0		NEUTRAL		0-0-0		0-0-0		0-0-0							
RPI	S	Opponent		Score		RPI	S	Opponent		Score		RPI	S	Opponent		Score			
22	A	Georgia Tech		1	9	29	A	UNCW		4	11	53	A	Col. of Charleston		4	3		
23	A	Virginia		11	5							53	A	Col. of Charleston		4	7		
23	H	Virginia		7	5							53	A	Col. of Charleston		2	1		
												57	A	Maryland		1	8		
												57	H	Maryland		1	7		
												62	H	Old Dominion		1	3		
											</								

Non-Div. I Games:

VCU

277	A	La Salle	2	1
277	A	La Salle	9	1

RPI	S	Opponent	Score	
276	H	Wagner	4	3
277	A	La Salle	2	1
277	A	La Salle	4	1
277	A	La Salle	9	1
284	H	Norfolk St.	4	2

VCU

V  
C  
U

V  
C  
U

Average RPI Win: 174		WON-LOST	WINNING	LAST 15	STRENGTH OF		OPP. STRENGTH	TEAM	ADJ		CONF.	ADJ CONF.
Average RPI Loss: 81		RECORD	PCT. RANK	GAMES	SCHEDULE		OF SCHEDULE	RPI	RPI		RPI	RPI
DIV. I ONLY		20-17-0	.54054	117	114		108	87	.5318		7	7
DIV. I NON-CONF.		14-11-0	.56	114	190		94	104	.52615		7	7
TOTALS		RPI 1-25	RPI 26-50		W-L RECORDS		RPI 51-100		RPI 101-150		RPI 150+	
20-17-0		0-2-0	1-4-0		OVERALL		8-7-0		0-3-0		11-1-0	
9-2-0		0-0-0	0-0-0		HOME		4-2-0		0-0-0		5-0-0	
7-12-0		0-2-0	1-2-0		AWAY		4-5-0		0-3-0		2-0-0	
4-3-0		0-0-0	0-2-0		NEUTRAL		0-0-0		0-0-0		4-1-0	
14-11-0		0-2-0	1-4-0		NON-CONFERENCE		2-1-0		0-3-0		11-1-0	
5-0-0		0-0-0	0-0-0		HOME		0-0-0		0-0-0		5-0-0	
5-8-0		0-2-0	1-0-		AWAY		2-1-0		0-3-0		2-0-0	
4-3-0		0-0-0	0-2-0		NEUTRAL		0-0-0		0-0-0		4-1-0	
6-6-0		0-0-0	0-0-0		CONFERENCE		6-6-0		0-0-0		0-0-0	
4-2-0		0-0-0	0-0-0		HOME		4-2-0		0-0-0		0-0-0	
2-4-0		0-0-0	0-0-0		AWAY		2-4-0		0-0-0		0-0-0	
0-0-0		0-0-0	0-0-0		NEUTRAL		0-0-0		0-0-0		0-0-0	
RPI S	Opponent	Score	RPI S	Opponent	Score	RPI S	Opponent	Score	RPI S	Opponent	Score	
10 A	Coastal Caro.	4 12	31 A	Tulane	5 6	82 A	Nebraska	8 9	103 A	Indiana St.	4 5	
10 A	Coastal Caro.	4 10	31 A	Tulane	0 3	82 A	Nebraska	6 4	129 A	Southern Ill.	0 1	
			31 A	Tulane	5 2	82 A	Nebraska	7 9	129 A	Southern Ill.	2 3	
			42 N	UNCG	9 20	91 H	Penn St.	5 0	156 A	Stetson	4 1	
			42 N	UNCG	4 5	91 H	Penn St.	3 5	222 N	Northern Ill.	5 3	
						91 H	Penn St.	6 1	222 N	Northern Ill.	3 9	
						92 A	Iowa	3 4	243 A	Illinois St.	8 3	
						92 A	Iowa	10 4	243 H	Illinois St.	7 1	
						92 A	Iowa	3 4	245 N	Villanova	4 2	
						95 A	FGCU	2 3	260 N	Central Mich.	9 4	
						95 A	FGCU	4 2	266 H	Eastern Ill.	9 7	
						95 A	FGCU	4 2	266 N	Eastern Ill.	5 4	
						98 H	Ohio St.	1 0	268 H	Saint Louis	6 4	
						98 H	Ohio St.	1 9	268 H	Saint Louis	3 1	
						98 H	Ohio St.	5 3	268 H	Saint Louis	6 2	
LAST 15 GAMES												
			98 H	Ohio St.	5 3	243 H	Illinois St.	7 1				
			98 H	Ohio St.	1 9	92 A	Iowa	3 4				
			98 H	Ohio St.	1 0	92 A	Iowa	10 4				
			266 N	Eastern Ill.	5 4							
			268 H	Saint Louis	6 2							

Non-Div. I Games:

Illinois

268	H	Saint Louis	3	1
268	H	Saint Louis	6	4

I  
l  
l  
i  
n  
o  
i  
s

I  
l  
l  
i  
n  
o  
i  
s

[illegible]

Non-Div. I Games:	Southern Ind.	2	1
-------------------	---------------	---	---

Evansville

149 H Bradley	3	4
149 H Bradley	7	6

E  
v  
a  
n  
s  
v  
i  
l  
l  
e

E  
v  
a  
n  
s  
v  
i  
l  
l  
e



Average RPI Win:	136	WON-LOST	WINNING	LAST 15	STRENGTH OF	OPP. STRENGTH	TEAM	ADJ	CONF.	ADJ CONF.		
Average RPI Loss:	87	RECORD	PCT. RANK	GAMES	SCHEDULE	OF SCHEDULE	RPI	RPI	RPI	RPI		
DIV. I ONLY		23-15-0	.60526	78	9-6-0	119	35	89	.53097	89	4	4
DIV. I NON-CONF.		13-5-0	.72222	39	0-1-0	234	46	99	.52854	99	3	3
<hr/>												
TOTALS	RPI 1-25	RPI 26-50		W-L RECORDS		RPI 51-100		RPI 101-150		RPI 150+		
23-15-0	0-0-0	4-7-0		OVERALL		6-2-0		1-5-0		12-1-0		
15-9-0	0-0-0	4-4-0		HOME		0-0-0		1-5-0		10-0-0		
8-6-0	0-0-0	0-3-0		AWAY		6-2-0		0-0-0		2-1-0		
0-0-0	0-0-0	0-0-0		NEUTRAL		0-0-0		0-0-0		0-0-0		
13-5-0	0-0-0	0-0-0		NON-CONFERENCE		3-2-0		0-3-0		10-0-0		
10-3-0	0-0-0	0-0-0		HOME		0-0-0		0-3-0		10-0-0		
3-2-0	0-0-0	0-0-		AWAY		3-2-0		0-0-0		0-0-0		
0-0-0	0-0-0	0-0-0		NEUTRAL		0-0-0		0-0-0		0-0-0		
10-10-0	0-0-0	4-7-0		CONFERENCE		3-0-0		1-2-0		2-1-0		
5-6-0	0-0-0	4-4-0		HOME		0-0-0		1-2-0		0-0-0		
5-4-0	0-0-0	0-3-0		AWAY		3-0-0		0-0-0		2-1-0		
0-0-0	0-0-0	0-0-0		NEUTRAL		0-0-0		0-0-0		0-0-0		
RPI	S	Opponent	Score	RPI	S	Opponent	Score	RPI	S	Opponent	Score	
				26	H	Arizona	7 5	59	A	Cal St. Fullerton	5 3	
				26	H	Arizona	0 8	59	A	Cal St. Fullerton	2 1	
				40	H	California	6 4	69	A	Long Beach St.	1 3	
				40	H	California	4 0	69	A	Long Beach St.	2 5	
				40	H	California	4 8	69	A	Long Beach St.	9 2	
				43	H	Washington	6 3	90	A	Stanford	8 7	
				43	H	Washington	2 4	90	A	Stanford	9 6	
				43	H	Washington	1 6	90	A	Stanford	3 2	
				49	A	Oregon St.	2 12					
				49	A	Oregon St.	2 3					
				49	A	Oregon St.	3 7					
<hr/>												
LAST 15 GAMES												
				26	H	Arizona	0 8	40	H	California	6 4	
				90	A	Stanford	8 7	26	H	Arizona	7 5	
				90	A	Stanford	9 6	43	H	Washington	1 6	
				90	A	Stanford	3 2					
				140	H	UNLV	7 11					

Non-Div. I Games:

Arizona St.

40 H California	4	0
40 H California	4	8

A  
r  
i  
z  
o  
n  
a  
S  
t  
.

A  
r  
i  
z  
o  
n  
a  
S  
t  
.

Average RPI Win: 118		WON-LOST RECORD		WINNING PCT. RANK		LAST 15 GAMES		STRENGTH OF SCHEDULE		OPP. STRENGTH OF SCHEDULE		TEAM RPI		ADJ RPI		CONF. RPI		ADJ CONF. RPI					
Average RPI Loss: 85																							
DIV. I ONLY		19-16-0		.54286 116		7-8-0		98		19		90		.52991 90		4		4					
DIV. I NON-CONF.		11-7-0		.61111 80		1-1-0		104		14		69		.54445 69		3		3					
TOTALS		RPI 1-25		RPI 26-50		W-L RECORDS		RPI 51-100		RPI 101-150		RPI 150+											
19-16-0		1-2-0		2-3-0		OVERALL		5-5-0		4-4-0		7-2-0											
12-8-0		1-2-0		0-0-0		HOME		3-4-0		2-1-0		6-1-0											
7-8-0		0-0-0		2-3-0		AWAY		2-1-0		2-3-0		1-1-0											
0-0-0		0-0-0		0-0-0		NEUTRAL		0-0-0		0-0-0		0-0-0											
11-7-0		1-2-0		0-0-0		NON-CONFERENCE		3-1-0		2-3-0		5-1-0											
8-3-0		1-2-0		0-0-0		HOME		3-1-0		0-0-0		4-0-0											
3-4-0		0-0-0		0-0-		AWAY		0-0-0		2-3-0		1-1-0											
0-0-0		0-0-0		0-0-0		NEUTRAL		0-0-0		0-0-0		0-0-0											
8-9-0		0-0-0		2-3-0		CONFERENCE		2-4-0		2-1-0		2-1-0											
4-5-0		0-0-0		0-0-0		HOME		0-3-0		2-1-0		2-1-0											
4-4-0		0-0-0		2-3-0		AWAY		2-1-0		0-0-0		0-0-0											
0-0-0		0-0-0		0-0-0		NEUTRAL		0-0-0		0-0-0		0-0-0											
RPI	S	Opponent		Score		RPI	S	Opponent		Score		RPI	S	Opponent		Score							
15	H	Vanderbilt		4	1	26	A	Arizona		1	4	52	H	St. Mary's (CA)		9	1	102	A	Texas	11	1	
15	H	Vanderbilt		2	5	26	A	Arizona		6	5	59	H	Cal St. Fullerton		2	0	102	A	Texas	0	9	
15	H	Vanderbilt		1	4	26	A	Arizona		1	4	59	H	Cal St. Fullerton		2	1	102	A	Texas	3	4	
						40	A	California		2	5	59	H	Cal St. Fullerton		3	4	102	A	Texas	1	0	
						40	A	California		8	6	70	A	UCLA		4	1	126	H	Southern California	0	1	
												70	A	UCLA		8	2	126	H	Southern California	11	8	
												70	A	UCLA		5	6	126	H	Southern California	8	1	
												89	H	Arizona St.		6	9	145	A	Santa Clara	2	4	
												89	H	Arizona St.		2	3	186	A	San Jose St.	9	10	
												89	H	Arizona St.		7	8	186	H	San Jose St.	10	0	
																		188	H	Washington St.	5	0	
																		188	H	Washington St.	2	5	
																		188	H	Washington St.	6	1	
																		191	H	Kansas	6	2	
																		191	H	Kansas	10	4	
																		191	H	Kansas	2	0	
																		264	A	UC Davis	5	2	
						LAST 15 GAMES																	
						145	A	Santa Clara		2	4	26	A	Arizona		1	4						
						89	H	Arizona St.		7	8	186	H	San Jose St.		10	0						
						89	H	Arizona St.		6	9	70	A	UCLA		8	2						
						89	H	Arizona St.		2	3												
						40	A	California		2	5												

Non-Div. I Games:

Stanford

26 A Arizona	6	5
26 A Arizona	1	4

S  
t  
a  
n  
f  
o  
r  
d

S  
t  
a  
n  
f  
o  
r  
d

Average RPI Win:	189	WON-LOST	WINNING	LAST 15	STRENGTH OF	OPP. STRENGTH	TEAM	ADJ	CONF.	ADJ CONF.		
Average RPI Loss:	76	RECORD	PCT. RANK	GAMES	SCHEDULE	OF SCHEDULE	RPI	RPI	RPI	RPI		
DIV. I ONLY		24-17-0	.58537	91	10-5-0	148	127	91	.52785	91	7	7
DIV. I NON-CONF.		15-11-0	.57692	105	4-1-0	93	146	77	.5381	77	7	7
<hr/>												
TOTALS	RPI 1-25	RPI 26-50		W-L RECORDS		RPI 51-100		RPI 101-150		RPI 150+		
24-17-0	0-3-0	2-3-0		OVERALL		4-7-0		3-1-0		15-3-0		
13-3-0	0-0-0	1-0-0		HOME		1-2-0		3-0-0		8-1-0		
8-11-0	0-3-0	1-2-0		AWAY		3-5-0		0-0-0		4-1-0		
3-3-0	0-0-0	0-1-0		NEUTRAL		0-0-0		0-1-0		3-1-0		
15-11-0	0-3-0	2-3-0		NON-CONFERENCE		1-1-0		3-1-0		9-3-0		
9-1-0	0-0-0	1-0-0		HOME		0-0-0		3-0-0		5-1-0		
3-7-0	0-3-0	1-0-		AWAY		1-1-0		0-0-0		1-1-0		
3-3-0	0-0-0	0-1-0		NEUTRAL		0-0-0		0-1-0		3-1-0		
9-6-0	0-0-0	0-0-0		CONFERENCE		3-6-0		0-0-0		6-0-0		
4-2-0	0-0-0	0-0-0		HOME		1-2-0		0-0-0		3-0-0		
5-4-0	0-0-0	0-0-0		AWAY		2-4-0		0-0-0		3-0-0		
0-0-0	0-0-0	0-0-0		NEUTRAL		0-0-0		0-0-0		0-0-0		
RPI	S	Opponent	Score	RPI	S	Opponent	Score	RPI	S	Opponent	Score	
3	A	South Carolina	1 7	29	A	UNCW	2 11	61	A	Duke	2 1	
3	A	South Carolina	2 4	29	A	UNCW	5 4	73	A	Rutgers	4 6	
3	A	South Carolina	5 16	29	A	UNCW	1 5	73	A	Rutgers	0 5	
				33	H	Pittsburgh	7 0	73	A	Rutgers	7 5	
				35	N	Bryant	1 3	75	H	Michigan St.	0 7	
								75	H	Michigan St.	2 5	
								75	H	Michigan St.	7 6	
								81	A	Kent St.	9 10	
								87	A	Illinois	5 3	
								87	A	Illinois	0 5	
								87	A	Illinois	1 6	

Non-Div. I Games:

Penn St.

254 A Northwestern	11	3
254 A Northwestern	8	2

P  
e  
n  
n  
s  
t  
.

P  
e  
n  
n  
s  
t  
.

Average RPI Win: 142		WON-LOST RECORD		WINNING PCT. RANK		LAST 15 GAMES		STRENGTH OF SCHEDULE		OPP. STRENGTH OF SCHEDULE		TEAM RPI		ADJ RPI		CONF. RPI		ADJ CONF. RPI	
Average RPI Loss: 84		16-19-0		.45714 187		8-6-0		22		169		92		.5269 92		7		7	
DIV. I ONLY		9-11-0		.45 180		3-0-0		65		252		130		.51052 130		7		7	
DIV. I NON-CONF.																			
TOTALS		RPI 1-25		RPI 26-50		W-L RECORDS		RPI 51-100		RPI 101-150		RPI 150+							
16-19-0		1-2-0		1-5-0		OVERALL		4-5-0		3-6-0		7-1-0							
10-4-0		1-2-0		0-0-0		HOME		4-2-0		1-0-0		4-0-0							
3-12-0		0-0-0		1-5-0		AWAY		0-3-0		2-4-0		0-0-0							
3-3-0		0-0-0		0-0-0		NEUTRAL		0-0-0		0-2-0		3-1-0							
9-11-0		0-0-0		0-3-0		NON-CONFERENCE		0-3-0		2-4-0		7-1-0							
5-0-0		0-0-0		0-0-0		HOME		0-0-0		1-0-0		4-0-0							
1-8-0		0-0-0		0-0-		AWAY		0-3-0		1-2-0		0-0-0							
3-3-0		0-0-0		0-0-0		NEUTRAL		0-0-0		0-2-0		3-1-0							
7-8-0		1-2-0		1-2-0		CONFERENCE		4-2-0		1-2-0		0-0-0							
5-4-0		1-2-0		0-0-0		HOME		4-2-0		0-0-0		0-0-0							
2-4-0		0-0-0		1-2-0		AWAY		0-0-0		1-2-0		0-0-0							
0-0-0		0-0-0		0-0-0		NEUTRAL		0-0-0		0-0-0		0-0-0							
RPI	S	Opponent		Score		RPI	S	Opponent		Score		RPI	S	Opponent		Score			
25	H	Michigan		4	8	32	A	Minnesota		6	3	57	H	Maryland		4	1		
25	H	Michigan		8	3	32	A	Minnesota		1	4	57	H	Maryland		1	4		
25	H	Michigan		9	12	32	A	Minnesota		3	6	57	H	Maryland		8	1		
						47	A	Dallas Baptist		3	7	87	H	Illinois		4	3		
						47	A	Dallas Baptist		1	5	87	H	Illinois		4	3		
						47	A	Dallas Baptist		1	4	87	H	Illinois		4	10		
										93	A	Missouri St.		6	8	129	A	Southern Ill.	
										93	A	Missouri St.		4	5	129	A	Southern Ill.	
										93	A	Missouri St.		1	4	129	A	Southern Ill.	
																149	H	Bradley	
																155	H	Milwaukee	
																173	H	Air Force	
																173	H	Air Force	
																201	N	Omaha	
																222	H	Northern Ill.	
																233	N	Dartmouth	
																287	N	Savannah St.	
																291	N	Chicago St.	
				LAST 15 GAMES															
				25	H	Michigan		8	3	173	H	Air Force		9	7				
				25	H	Michigan		9	12	87	H	Illinois		4	3				
				25	H	Michigan		4	8	87	H	Illinois		4	10				
				122	A	Indiana		6	5										
				122	A	Indiana		2	8										

Non-Div. I Games:

Grand View

3 0

Point U.

7 1

Northwestern (IA)

28 0

Iowa

122	A	Indiana	1	7
173	H	Air Force	22	2

I  
o  
w  
a

I  
o  
w  
a



Average RPI Win:	179	WON-LOST	WINNING	LAST 15	STRENGTH OF	OPP. STRENGTH	TEAM	ADJ	CONF.	ADJ CONF.	
Average RPI Loss:	100	RECORD	PCT. RANK	GAMES	SCHEDULE	OF SCHEDULE	RPI	RPI	RPI	RPI	
DIV. I ONLY	28-11-0	.71795	24	9-6-0	253	67	93	.52688	93	11	11
DIV. I NON-CONF.	25-6-0	.80645	16	6-1-0	266	40	71	.54277	71	14	14
<hr/>											
TOTALS	RPI 1-25	RPI 26-50		W-L RECORDS	RPI 51-100		RPI 101-150		RPI 150+		
28-11-0	0-0-0	1-3-0		OVERALL	7-4-0		2-1-0		18-3-0		
18-5-0	0-0-0	1-3-0		HOME	6-2-0		1-0-0		10-0-0		
9-5-0	0-0-0	0-0-0		AWAY	1-1-0		1-1-0		7-3-0		
1-1-0	0-0-0	0-0-0		NEUTRAL	0-1-0		0-0-0		1-0-0		
<hr/>											
25-6-0	0-0-0	1-3-0		NON-CONFERENCE	6-2-0		1-0-0		17-1-0		
17-3-0	0-0-0	1-3-0		HOME	5-0-0		1-0-0		10-0-0		
7-2-0	0-0-0	0-0-		AWAY	1-1-0		0-0-0		6-1-0		
1-1-0	0-0-0	0-0-0		NEUTRAL	0-1-0		0-0-0		1-0-0		
<hr/>											
3-5-0	0-0-0	0-0-0		CONFERENCE	1-2-0		1-1-0		1-2-0		
1-2-0	0-0-0	0-0-0		HOME	1-2-0		0-0-0		0-0-0		
2-3-0	0-0-0	0-0-0		AWAY	0-0-0		1-1-0		1-2-0		
0-0-0	0-0-0	0-0-0		NEUTRAL	0-0-0		0-0-0		0-0-0		
<hr/>											
RPI S	Opponent	Score	RPI S	Opponent	Score	RPI S	Opponent	Score	RPI S	Opponent	Score
			27 H	Oklahoma St.	5 6	63 N	UConn	4 12	124 H	Arkansas St.	15 11
			32 H	Minnesota	5 7	67 A	Austin Peay	11 4	149 A	Bradley	8 3
			32 H	Minnesota	5 12	71 H	Oral Roberts	5 0	149 A	Bradley	1 2
			32 H	Minnesota	5 4	88 H	Evansville	5 14	168 A	Wichita St.	6 1
						88 H	Evansville	10 6	168 A	Wichita St.	1 11
						88 H	Evansville	1 7	168 A	Wichita St.	2 9
						92 H	Iowa	5 4	170 A	Central Ark.	6 5
						92 H	Iowa	4 1	170 A	Central Ark.	12 1
						92 H	Iowa	8 6	170 A	Central Ark.	10 6
						96 A	Missouri	9 17	191 A	Kansas	1 2
						96 H	Missouri	16 1	191 H	Kansas	18 11
									221 A	Memphis	7 4
									221 A	Memphis	8 7
									221 A	Memphis	6 4
									238 H	SIUE	12 5
									238 H	SIUE	11 1
									238 H	SIUE	6 2
									258 H	Western Ill.	13 4
									258 H	Western Ill.	15 3
									260 H	Central Mich.	9 1
									260 H	Central Mich.	2 0
									260 H	Central Mich.	7 1
									268 H	Saint Louis	15 4
									292 N	Alcorn	13 1
<hr/>											
LAST 15 GAMES											
			96 A	Missouri	9 17	96 H	Missouri	16 1			
			88 H	Evansville	1 7	149 A	Bradley	1 2			
			88 H	Evansville	10 6	149 A	Bradley	8 3			
			88 H	Evansville	5 14						
			168 A	Wichita St.	6 1						

Non-Div. I Games:

Missouri St.

168 A Wichita St.	1	11
168 A Wichita St.	2	9

M  
i  
s  
s  
o  
u  
r  
i  
s  
t  
.

M  
i  
s  
s  
o  
u  
r  
i  
s  
t  
.

[illegible]

**Non-Div. I Games:**

Loyola Marymount

253	A	CSU Bakersfield	17	5
112	H	Pepperdine	8	9

RPI	S	Opponent	Score	
194	A	Pacific	9	1
253	A	CSU Bakersfield	17	5
253	H	CSU Bakersfield	7	3

Loyola Marymount

L  
o  
y  
o  
l  
a  
M  
a  
r  
y  
m  
o  
u  
n  
t

L  
o  
y  
o  
l  
a  
M  
a  
r  
y  
m  
o  
u  
n  
t

Average RPI Win:		185	WON-LOST RECORD		WINNING PCT. RANK		LAST 15 GAMES		STRENGTH OF SCHEDULE		OPP. STRENGTH OF SCHEDULE		TEAM RPI		ADJ RPI		CONF. RPI		ADJ CONF. RPI	
DIV. I ONLY			19-21-0		.475 171		6-9-0		39		150		95		.52678 95		17		17	
DIV. I NON-CONF.			14-17-0		.45161 178		1-5-0		23		152		94		.53278 94		18		18	
TOTALS		RPI 1-25		RPI 26-50		W-L RECORDS		RPI 51-100		RPI 101-150		RPI 150+								
19-21-0		0-5-0		1-1-0		OVERALL		2-10-0		0-0-0		16-5-0								
12-6-0		0-1-0		1-0-0		HOME		2-3-0		0-0-0		9-2-0								
7-14-0		0-4-0		0-1-0		AWAY		0-6-0		0-0-0		7-3-0								
0-1-0		0-0-0		0-0-0		NEUTRAL		0-1-0		0-0-0		0-0-0								
14-17-0		0-5-0		1-1-0		NON-CONFERENCE		2-7-0		0-0-0		11-4-0								
7-5-0		0-1-0		1-0-0		HOME		2-3-0		0-0-0		4-1-0								
7-11-0		0-4-0		0-0-		AWAY		0-3-0		0-0-0		7-3-0								
0-1-0		0-0-0		0-0-0		NEUTRAL		0-1-0		0-0-0		0-0-0								
5-4-0		0-0-0		0-0-0		CONFERENCE		0-3-0		0-0-0		5-1-0								
5-1-0		0-0-0		0-0-0		HOME		0-0-0		0-0-0		5-1-0								
0-3-0		0-0-0		0-0-0		AWAY		0-3-0		0-0-0		0-0-0								
0-0-0		0-0-0		0-0-0		NEUTRAL		0-0-0		0-0-0		0-0-0								
RPI	S	Opponent		Score		RPI	S	Opponent		Score		RPI	S	Opponent		Score				
1	A	Florida		2	4	34	A	Fla. Atlantic		2	5	60	A	Jacksonville		3	6			
1	A	Florida		4	8	34	H	Fla. Atlantic		3	2	60	A	Jacksonville		3	4			
1	A	Florida		3	12							60	A	Jacksonville		0	5			
5	A	Miami (FL)		2	6							73	H	Rutgers		2	9			
5	H	Miami (FL)		0	4							73	H	Rutgers		9	6			
												75	N	Michigan St.		6	7			
												87	H	Illinois		3	2			
												87	H	Illinois		2	4			
												87	H	Illinois		2	4			
												88	A	Evansville		0	1			
												88	A	Evansville		1	5			
												88	A	Evansville		7	13			
														156 H Stetson		4	2			
														156 H Stetson		3	5			
														156 H Stetson		11	6			
														167 A Florida A&M		6	5			
														167 A Florida A&M		9	14			
														167 A Florida A&M		8	6			
														177 A South Fla.		13	6			
														177 H South Fla.		4	3			
														199 A Bethune-Cookman		15	5			
														199 A Bethune-Cookman		0	1			
														199 A Bethune-Cookman		9	6			
														217 H Quinnipiac		10	4			
														217 H Quinnipiac		9	10			
														217 H Quinnipiac		8	4			
														217 H Quinnipiac		10	3			
														244 H NJIT		6	5			
														244 H NJIT		4	3			
														244 H NJIT		10	1			
														274 A ETSU		7	4			
														274 A ETSU		4	6			
														274 A ETSU		11	10			
LAST 15 GAMES																				
						60	A	Jacksonville		0	5	34	H	Fla. Atlantic		3	2			
						60	A	Jacksonville		3	6	156	H	Stetson		3	5			
						60	A	Jacksonville		3	4	156	H	Stetson		4	2			
						34	A	Fla. Atlantic		2	5									
						244	H	NJIT		4	3									

Non-Div. I Games:

FGCU

244 H NJIT	6	5
244 H NJIT	10	1

F  
G  
C  
U

F  
G  
C  
U

Average RPI Win: 177		WON-LOST RECORD		WINNING PCT. RANK		LAST 15 GAMES		STRENGTH OF SCHEDULE		OPP. STRENGTH OF SCHEDULE		TEAM RPI		ADJ RPI		CONF. RPI		ADJ CONF. RPI					
DIV. I ONLY		21-21-0		.5 142		6-9-0		35		97		96		.52555 96		1		1					
DIV. I NON-CONF.		17-7-0		.70833 45		2-1-0		208		269		124		.518 124		2		2					
TOTALS		RPI 1-25		RPI 26-50		W-L RECORDS		RPI 51-100		RPI 101-150		RPI 150+											
21-21-0		0-12-0		1-1-0		OVERALL		3-2-0		5-3-0		12-3-0											
11-11-0		0-6-0		1-1-0		HOME		1-0-0		2-1-0		7-3-0											
3-8-0		0-6-0		0-0-0		AWAY		2-2-0		1-0-0		0-0-0											
7-2-0		0-0-0		0-0-0		NEUTRAL		0-0-0		2-2-0		5-0-0											
17-7-0		0-0-0		1-1-0		NON-CONFERENCE		1-1-0		3-2-0		12-3-0											
9-4-0		0-0-0		1-1-0		HOME		1-0-0		0-0-0		7-3-0											
1-1-0		0-0-0		0-0-		AWAY		0-1-0		1-0-0		0-0-0											
7-2-0		0-0-0		0-0-0		NEUTRAL		0-0-0		2-2-0		5-0-0											
4-14-0		0-12-0		0-0-0		CONFERENCE		2-1-0		2-1-0		0-0-0											
2-7-0		0-6-0		0-0-0		HOME		0-0-0		2-1-0		0-0-0											
2-7-0		0-6-0		0-0-0		AWAY		2-1-0		0-0-0		0-0-0											
0-0-0		0-0-0		0-0-0		NEUTRAL		0-0-0		0-0-0		0-0-0											
RPI	S	Opponent		Score		RPI	S	Opponent		Score		RPI	S	Opponent		Score		RPI	S	Opponent		Score	
1	A	Florida		5 7		39	H	Southeast Mo. St.		13 6		85	A	Arkansas		6 7		106	N	Seton Hall		7 0	
1	A	Florida		3 4		39	H	Southeast Mo. St.		2 7		85	A	Arkansas		8 5		106	N	Seton Hall		4 8	
1	A	Florida		2 6								85	A	Arkansas		10 1		106	N	Seton Hall		4 1	
3	A	South Carolina		5 8								93	A	Missouri St.		1 16		106	N	Seton Hall		1 9	
3	A	South Carolina		1 5								93	H	Missouri St.		17 9		115	H	Auburn		2 0	
3	A	South Carolina		2 9														115	H	Auburn		4 3	
15	H	Vanderbilt		0 2														115	H	Auburn		9 11	
15	H	Vanderbilt		6 8														123	A	FIU		7 6	
15	H	Vanderbilt		7 17														203	H	Ill.-Chicago		2 4	
17	H	LSU		5 9														203	H	Ill.-Chicago		13 5	
17	H	LSU		5 7														203	H	Ill.-Chicago		7 4	
17	H	LSU		2 15														203	H	Ill.-Chicago		10 5	
																		227	N	Hofstra		8 0	
																		227	N	Hofstra		3 2	
																		227	N	Hofstra		12 2	
																		227	N	Hofstra		11 4	
																		238	H	SIUE		9 6	
																		242	H	Youngstown St.		2 3	
																		242	H	Youngstown St.		3 4	
																		242	H	Youngstown St.		8 3	
																		268	N	Saint Louis		5 3	
																		278	H	Ark.-Pine Bluff		2 0	
																		298	H	Alabama A&M		5 3	
LAST 15 GAMES																							
						93	H	Missouri St.		17 9		93	A	Missouri St.		1 16							
						3	A	South Carolina		2 9		115	H	Auburn		4 3							
						3	A	South Carolina		1 5		115	H	Auburn		2 0							
						3	A	South Carolina		5 8													
						17	H	LSU		2 15													

17 H LSU	5	9
17 H LSU	5	7

M  
i  
s  
s  
o  
u  
r  
i

M  
i  
s  
s  
o  
u  
r  
i



Average RPI Win: 146		WON-LOST RECORD		WINNING PCT. RANK		LAST 15 GAMES		STRENGTH OF SCHEDULE		OPP. STRENGTH OF SCHEDULE		TEAM RPI		ADJ RPI		CONF. RPI		ADJ CONF. RPI				
DIV. I ONLY		24-18-0		.57143 99		9-6-0		93		125		97		.5254 97		14		14				
DIV. I NON-CONF.		18-12-0		.6 87		5-3-0		99		135		105		.52612 105		16		16				
TOTALS		RPI 1-25		RPI 26-50		W-L RECORDS		RPI 51-100		RPI 101-150		RPI 150+										
24-18-0		1-2-0		2-3-0		OVERALL		4-3-0		7-6-0		10-4-0										
18-9-0		0-0-0		2-3-0		HOME		3-2-0		5-2-0		8-2-0										
6-9-0		1-2-0		0-0-0		AWAY		1-1-0		2-4-0		2-2-0										
0-0-0		0-0-0		0-0-0		NEUTRAL		0-0-0		0-0-0		0-0-0										
18-12-0		1-2-0		2-3-0		NON-CONFERENCE		4-3-0		2-2-0		9-2-0										
14-7-0		0-0-0		2-3-0		HOME		3-2-0		1-0-0		8-2-0										
4-5-0		1-2-0		0-0-		AWAY		1-1-0		1-2-0		1-0-0										
0-0-0		0-0-0		0-0-0		NEUTRAL		0-0-0		0-0-0		0-0-0										
6-6-0		0-0-0		0-0-0		CONFERENCE		0-0-0		5-4-0		1-2-0										
4-2-0		0-0-0		0-0-0		HOME		0-0-0		4-2-0		0-0-0										
2-4-0		0-0-0		0-0-0		AWAY		0-0-0		1-2-0		1-2-0										
0-0-0		0-0-0		0-0-0		NEUTRAL		0-0-0		0-0-0		0-0-0										
RPI	S	Opponent		Score		RPI	S	Opponent		Score		RPI	S	Opponent		Score						
18	A	Southern Miss.		2	8	45	H	BYU		1	7	60	H	Jacksonville		2	9	105	H	Mercer	3	1
18	A	Southern Miss.		10	8	45	H	BYU		10	5	60	H	Jacksonville		2	7	105	H	Mercer	3	5
18	A	Southern Miss.		3	6	45	H	BYU		3	4	60	H	Jacksonville		8	5	105	H	Mercer	11	5
						45	H	BYU		4	6	66	A	Jacksonville St.		7	6	114	A	Western Caro.	5	6
						48	H	Alabama		3	2	66	H	Jacksonville St.		10	7	114	A	Western Caro.	13	7
												83	A	Troy		3	5	114	A	Western Caro.	5	10
												83	H	Troy		20	6	117	H	UAB	13	2
																		127	H	Wofford	11	3
																		127	H	Wofford	6	0
																		127	H	Wofford	3	4
																		148	A	La.-Monroe	10	2
																		148	A	La.-Monroe	2	5
																		148	A	La.-Monroe	4	6
																		151	A	Furman	5	8
																		151	A	Furman	5	3
																		151	A	Furman	2	4
																		162	A	Alabama St.	18	7
																		162	H	Alabama St.	13	3
																		191	H	Kansas	13	9
																		191	H	Kansas	5	9
																		191	H	Kansas	3	2
																		280	H	Butler	14	1
																		280	H	Butler	4	3
																		280	H	Butler	16	1
																		280	H	Butler	12	2
																		298	H	Alabama A&M	5	7
																		298	H	Alabama A&M	18	6
				LAST 15 GAMES																		
				48	H	Alabama		3	2	114	A	Western Caro.		13	7	280	H	Butler		14	1	
				191	H	Kansas		5	9	114	A	Western Caro.		5	10	280	H	Butler		16	1	
				191	H	Kansas		13	9	162	H	Alabama St.		13	3	280	H	Butler		12	2	
				191	H	Kansas		3	2							298	H	Alabama A&M		5	7	
				298	H	Alabama A&M		18	6							298	H	Alabama A&M		18	6	

Non-Div. I Games:

Samford

298	H	Alabama A&M	5	7
114	A	Western Caro.	5	6

S  
a  
m  
f  
o  
r  
d

S  
a  
m  
f  
o  
r  
d

[illegible]

**Non-Div. I Games:**

Ohio St.

73 H Rutgers	11	3
73 H Rutgers	4	7

O  
h  
i  
o  
s  
t  
.

O  
h  
i  
o  
s  
t  
.

Average RPI Win: 170		WON-LOST RECORD		WINNING PCT. RANK		LAST 15 GAMES		STRENGTH OF SCHEDULE		OPP. STRENGTH OF SCHEDULE		TEAM RPI		ADJ RPI		CONF. RPI		ADJ CONF. RPI	
DIV. I ONLY		21-16-0		.56757 103		8-7-0		99		137		99		.52469 99		3		3	
DIV. I NON-CONF.		11-8-0		.57895 101		1-2-0		178		266		158		.49493 158		4		4	
TOTALS		RPI 1-25		RPI 26-50		W-L RECORDS		RPI 51-100		RPI 101-150		RPI 150+							
21-16-0		1-3-0		1-2-0		OVERALL		2-1-0		5-6-0		12-4-0							
14-7-0		1-2-0		1-2-0		HOME		2-1-0		1-1-0		9-1-0							
7-7-0		0-1-0		0-0-0		AWAY		0-0-0		4-3-0		3-3-0							
0-2-0		0-0-0		0-0-0		NEUTRAL		0-0-0		0-2-0		0-0-0							
11-8-0		0-1-0		0-0-0		NON-CONFERENCE		0-0-0		1-4-0		10-3-0							
10-2-0		0-0-0		0-0-0		HOME		0-0-0		1-1-0		9-1-0							
1-4-0		0-1-0		0-0-		AWAY		0-0-0		0-1-0		1-2-0							
0-2-0		0-0-0		0-0-0		NEUTRAL		0-0-0		0-2-0		0-0-0							
10-8-0		1-2-0		1-2-0		CONFERENCE		2-1-0		4-2-0		2-1-0							
4-5-0		1-2-0		1-2-0		HOME		2-1-0		0-0-0		0-0-0							
6-3-0		0-0-0		0-0-0		AWAY		0-0-0		4-2-0		2-1-0							
0-0-0		0-0-0		0-0-0		NEUTRAL		0-0-0		0-0-0		0-0-0							
RPI S	Opponent		Score		RPI S	Opponent		Score		RPI S	Opponent		Score		RPI S	Opponent		Score	
10 A	Coastal Caro.		3	9	34 H	Fla. Atlantic		3	6	65 H	Louisiana Tech		7	4	113 A	Morehead St.		0	13
18 H	Southern Miss.		10	8	34 H	Fla. Atlantic		7	2	65 H	Louisiana Tech		10	4	113 H	Morehead St.		6	5
18 H	Southern Miss.		2	3	34 H	Fla. Atlantic		2	10	65 H	Louisiana Tech		6	10	119 H	West Virginia		4	5
18 H	Southern Miss.		4	14											123 A	FIU		6	5
															123 A	FIU		5	4
															123 A	FIU		5	10
															138 A	UTSA		4	5
															138 A	UTSA		5	2
															138 A	UTSA		8	3
															143 N	Liberty		8	9
															143 N	Liberty		3	7
															160 A	Charlotte		10	5
															160 A	Charlotte		0	5
															160 A	Charlotte		7	2
															167 A	Florida A&M		11	9
															167 A	Florida A&M		4	9
															167 A	Florida A&M		4	20
															215 H	Eastern Ky.		6	0
															215 H	Eastern Ky.		5	4
															236 H	Ohio		1	4
															259 H	Brown		7	2
															259 H	Brown		2	0
															259 H	Brown		3	2
															259 H	Brown		14	0
															265 H	Lehigh		6	4
															265 H	Lehigh		12	6
															265 H	Lehigh		4	2
				LAST 15 GAMES															
					160 A	Charlotte		0	5	138 A	UTSA		5	2					
					160 A	Charlotte		10	5	138 A	UTSA		4	5					
					160 A	Charlotte		7	2	138 A	UTSA		8	3					
					215 H	Eastern Ky.		6	0										
					34 H	Fla. Atlantic		7	2										

Non-Div. I Games:

Marshall

34 H Fla. Atlantic	2	10
34 H Fla. Atlantic	3	6

M  
a  
r  
s  
h  
a  
l  
l

M  
a  
r  
s  
h  
a  
l  
l

O  
r  
e  
g  
o  
n

O  
r  
e  
g  
o  
n

Oregon

126 H Southern California	12	8
126 H Southern California	4	3

O  
r  
e  
g  
o  
n

O  
r  
e  
g  
o  
n



Average RPI Win: 199		WON-LOST RECORD		WINNING PCT. RANK		LAST 15 GAMES		STRENGTH OF SCHEDULE		OPP. STRENGTH OF SCHEDULE		TEAM RPI		ADJ RPI		CONF. RPI		ADJ CONF. RPI			
DIV. I ONLY		19-17-0		.52778 123		8-7-0		118		248		101		.52441 101		25		25			
DIV. I NON-CONF.		9-11-0		.45 180		2-1-0		6		227		43		.56249 43		23		23			
TOTALS		RPI 1-25		RPI 26-50		W-L RECORDS		RPI 51-100		RPI 101-150		RPI 150+									
19-17-0		0-3-0		0-0-0		OVERALL		1-2-0		1-0-0		17-12-0									
8-2-0		0-0-0		0-0-0		HOME		0-0-0		1-0-0		7-2-0									
10-14-0		0-3-0		0-0-0		AWAY		0-2-0		0-0-0		10-9-0									
1-1-0		0-0-0		0-0-0		NEUTRAL		1-0-0		0-0-0		0-1-0									
9-11-0		0-3-0		0-0-0		NON-CONFERENCE		1-2-0		1-0-0		7-6-0									
1-1-0		0-0-0		0-0-0		HOME		0-0-0		1-0-0		0-1-0									
7-9-0		0-3-0		0-0-		AWAY		0-2-0		0-0-0		7-4-0									
1-1-0		0-0-0		0-0-0		NEUTRAL		1-0-0		0-0-0		0-1-0									
10-6-0		0-0-0		0-0-0		CONFERENCE		0-0-0		0-0-0		10-6-0									
7-1-0		0-0-0		0-0-0		HOME		0-0-0		0-0-0		7-1-0									
3-5-0		0-0-0		0-0-0		AWAY		0-0-0		0-0-0		3-5-0									
0-0-0		0-0-0		0-0-0		NEUTRAL		0-0-0		0-0-0		0-0-0									
RPI	S	Opponent		Score		RPI	S	Opponent		Score		RPI	S	Opponent		Score					
2	A	Louisville		2	4					62	A	Old Dominion	6	7	106	H	Seton Hall	7	4		
2	A	Louisville		0	11					62	A	Old Dominion	4	10	152	A	Navy	0	7		
2	A	Louisville		1	9					91	N	Penn St.	6	2	152	A	Navy	4	1		
															152	A	Navy	0	1		
															152	A	Navy	0	1		
															153	H	Monmouth	3	7		
															154	A	St. John's (NY)	9	4		
															161	A	Richmond	5	3		
															189	A	Georgetown	3	4		
															189	A	Georgetown	4	0		
															189	A	Georgetown	7	3		
															189	A	Georgetown	8	4		
															204	A	Yale	1	6		
															204	A	Yale	3	6		
															211	A	Columbia	7	8		
															211	A	Columbia	4	5		
															211	A	Columbia	4	8		
															211	A	Columbia	6	2		
															219	A	Rider	7	2		
															225	H	Penn	2	5		
															225	H	Penn	5	1		
															225	H	Penn	7	2		
															225	H	Penn	3	1		
															228	H	Harvard	4	1		
															228	H	Harvard	14	5		
															233	H	Dartmouth	2	1		
															233	H	Dartmouth	9	8		
LAST 15 GAMES				211 A Columbia				7	8	225 H Penn				3	1	225 H Penn				3	1
				211 A Columbia				4	5	225 H Penn				7	2	228 H Harvard				4	1
				211 A Columbia				6	2	154 A St. John's (NY)				9	4	228 H Harvard				14	5
				211 A Columbia				4	8							233 H Dartmouth				2	1
				219 A Rider				7	2							233 H Dartmouth				9	8

Non-Div. I Games:

Princeton

225	H	Penn	2	5
225	H	Penn	5	1

RPI	S	Opponent	Score	
259	A	Brown	25	7
259	A	Brown	11	9
263	N	NYIT	1	2

Princeton

P  
r  
i  
n  
c  
e  
t  
o  
n

P  
r  
i  
n  
c  
e  
t  
o  
n

Average RPI Win: 112		WON-LOST RECORD		WINNING PCT. RANK		LAST 15 GAMES		STRENGTH OF SCHEDULE		OPP. STRENGTH OF SCHEDULE		TEAM RPI		ADJ RPI		CONF. RPI		ADJ CONF. RPI					
DIV. I ONLY		20-21-0		.4878 158		9-6-0		43		31		102		.52352 102		5		5					
DIV. I NON-CONF.		11-15-0		.42308 193		2-2-0		61		24		166		.49197 165		5		5					
TOTALS		RPI 1-25		RPI 26-50		W-L RECORDS		RPI 51-100		RPI 101-150		RPI 150+											
20-21-0		4-3-0		1-7-0		OVERALL		4-5-0		6-4-0		5-2-0											
13-13-0		2-1-0		1-7-0		HOME		3-2-0		3-1-0		4-2-0											
7-7-0		2-2-0		0-0-0		AWAY		1-2-0		3-3-0		1-0-0											
0-1-0		0-0-0		0-0-0		NEUTRAL		0-1-0		0-0-0		0-0-0											
11-15-0		0-1-0		1-7-0		NON-CONFERENCE		4-5-0		3-1-0		3-1-0											
9-11-0		0-0-0		1-7-0		HOME		3-2-0		3-1-0		2-1-0											
2-3-0		0-1-0		0-0-		AWAY		1-2-0		0-0-0		1-0-0											
0-1-0		0-0-0		0-0-0		NEUTRAL		0-1-0		0-0-0		0-0-0											
9-6-0		4-2-0		0-0-0		CONFERENCE		0-0-0		3-3-0		2-1-0											
4-2-0		2-1-0		0-0-0		HOME		0-0-0		0-0-0		2-1-0											
5-4-0		2-1-0		0-0-0		AWAY		0-0-0		3-3-0		0-0-0											
0-0-0		0-0-0		0-0-0		NEUTRAL		0-0-0		0-0-0		0-0-0											
RPI	S	Opponent		Score		RPI	S	Opponent		Score		RPI	S	Opponent		Score							
4	A	Texas A&M		4	5	31	H	Tulane		10	3	70	A	UCLA		3	6	111	A	Oklahoma	1	6	
16	A	Texas Tech		7	4	31	H	Tulane		2	3	70	A	UCLA		4	5	111	A	Oklahoma	3	4	
16	A	Texas Tech		6	13	31	H	Tulane		3	5	70	A	UCLA		7	5	111	A	Oklahoma	5	3	
16	A	Texas Tech		17	1	40	H	California		0	6	78	N	Houston		2	3	138	H	UTSA	11	2	
19	H	TCU		2	0	40	H	California		3	4	84	H	Sam Houston St.		12	3	140	H	UNLV	7	0	
19	H	TCU		4	3	40	H	California		1	4	90	H	Stanford		9	0	140	H	UNLV	3	4	
19	H	TCU		5	9	40	H	California		7	10	90	H	Stanford		4	3	140	H	UNLV	11	2	
						44	H	Lamar		2	4	90	H	Stanford		0	1	150	A	Kansas St.	6	3	
												90	H	Stanford		1	11	150	A	Kansas St.	12	5	
																		150	A	Kansas St.	2	3	
																		157	A	Texas St.	10	4	
																		157	H	Texas St.	6	2	
																		191	H	Kansas	12	2	
																		191	H	Kansas	8	6	
																		191	H	Kansas	5	11	
																		231	H	A&M-Corpus Christi	0	5	
																		275	H	UTRGV	7	5	
						LAST 15 GAMES																	
						157	H	Texas St.		6	2	191	H	Kansas		5	11						
						16	A	Texas Tech		17	1	78	N	Houston		2	3						
						16	A	Texas Tech		7	4	150	A	Kansas St.		2	3						
						16	A	Texas Tech		6	13												
						275	H	UTRGV		7	5												

Non-Div. I Games:

Texas

191 H Kansas	12	2
191 H Kansas	8	6

T  
e  
x  
a  
s

T  
e  
x  
a  
s

Average RPI Win:		175	WON-LOST RECORD		WINNING PCT. RANK		LAST 15 GAMES		STRENGTH OF SCHEDULE		OPP. STRENGTH OF SCHEDULE		TEAM RPI		ADJ RPI		CONF. RPI		ADJ CONF. RPI					
DIV. I ONLY			24-16-0		.6		81		10-5-0		158		123		103		.52295		103		11		11	
DIV. I NON-CONF.			20-11-0		.64516		65		6-0-0		185		123		87		.53426		87		14		14	
TOTALS		RPI 1-25		RPI 26-50		W-L RECORDS		RPI 51-100		RPI 101-150		RPI 150+												
24-16-0		1-1-0		1-6-0		OVERALL		4-2-0		5-4-0		13-3-0												
8-8-0		0-0-0		0-3-0		HOME		1-2-0		0-1-0		7-2-0												
9-6-0		1-1-0		1-2-0		AWAY		0-0-0		4-3-0		3-0-0												
7-2-0		0-0-0		0-1-0		NEUTRAL		3-0-0		1-0-0		3-1-0												
20-11-0		1-1-0		1-3-0		NON-CONFERENCE		4-2-0		3-3-0		11-2-0												
6-4-0		0-0-0		0-0-0		HOME		1-2-0		0-1-0		5-1-0												
7-5-0		1-1-0		1-0-		AWAY		0-0-0		2-2-0		3-0-0												
7-2-0		0-0-0		0-1-0		NEUTRAL		3-0-0		1-0-0		3-1-0												
4-5-0		0-0-0		0-3-0		CONFERENCE		0-0-0		2-1-0		2-1-0												
2-4-0		0-0-0		0-3-0		HOME		0-0-0		0-0-0		2-1-0												
2-1-0		0-0-0		0-0-0		AWAY		0-0-0		2-1-0		0-0-0												
0-0-0		0-0-0		0-0-0		NEUTRAL		0-0-0		0-0-0		0-0-0												
RPI	S	Opponent		Score		RPI	S	Opponent		Score		RPI	S	Opponent		Score								
8	A	North Carolina St.		11	7	27	A	Oklahoma St.		2	0	71	N	Oral Roberts		9	5							
8	A	North Carolina St.		3	8	27	A	Oklahoma St.		2	9	71	N	Oral Roberts		3	2							
						27	A	Oklahoma St.		0	1	82	H	Nebraska		4	10							
						47	H	Dallas Baptist		5	10	82	H	Nebraska		4	11							
						47	H	Dallas Baptist		6	7	87	H	Illinois		5	4							
						47	H	Dallas Baptist		2	3	92	N	Iowa		11	3							
						50	N	Boston College		3	5													
								LAST 15 GAMES																
						47	H	Dallas Baptist		5	10	129	A	Southern Ill.		5	1							
						47	H	Dallas Baptist		6	7	129	A	Southern Ill.		3	0							
						47	H	Dallas Baptist		2	3	129	A	Southern Ill.		6	7							
						262	A	Purdue		22	4													
						243	H	Illinois St.		3	2													

Non-Div. I Games:

Indiana St.

243 H Illinois St.	6	5
243 H Illinois St.	1	5

I  
n  
d  
i  
a  
n  
a  
S  
t  
.

I  
n  
d  
i  
a  
n  
a  
S  
t  
.

Seattle

Seattle

Seattle

43	H	Washington	3	2
158	H	Grand Canyon	4	8

Through Games Of April 26, 2016

RPI	S	Opponent	Score	
291	A	Chicago St.	12	2

Seattle

S  
e  
a  
t  
t  
l  
e

S  
e  
a  
t  
t  
l  
e



Average RPI Win: 176		WON-LOST RECORD		WINNING PCT. RANK		LAST 15 GAMES		STRENGTH OF SCHEDULE		OPP. STRENGTH OF SCHEDULE		TEAM RPI		ADJ RPI		CONF. RPI		ADJ CONF. RPI	
DIV. I ONLY		26-16-0		.61905 72		10-5-0		163		99		105		.52206 105		14		14	
DIV. I NON-CONF.		16-11-0		.59259 91		2-2-0		161		57		120		.51899 120		16		16	
TOTALS		RPI 1-25		RPI 26-50		W-L RECORDS		RPI 51-100		RPI 101-150		RPI 150+							
26-16-0		2-2-0		0-0-0		OVERALL		3-6-0		2-3-0		19-5-0							
17-9-0		0-2-0		0-0-0		HOME		2-1-0		2-2-0		13-4-0							
9-7-0		2-0-0		0-0-0		AWAY		1-5-0		0-1-0		6-1-0							
0-0-0		0-0-0		0-0-0		NEUTRAL		0-0-0		0-0-0		0-0-0							
16-11-0		2-2-0		0-0-0		NON-CONFERENCE		2-4-0		0-2-0		12-3-0							
11-6-0		0-2-0		0-0-0		HOME		2-1-0		0-1-0		9-2-0							
5-5-0		2-0-0		0-0-		AWAY		0-3-0		0-1-0		3-1-0							
0-0-0		0-0-0		0-0-0		NEUTRAL		0-0-0		0-0-0		0-0-0							
10-5-0		0-0-0		0-0-0		CONFERENCE		1-2-0		2-1-0		7-2-0							
6-3-0		0-0-0		0-0-0		HOME		0-0-0		2-1-0		4-2-0							
4-2-0		0-0-0		0-0-0		AWAY		1-2-0		0-0-0		3-0-0							
0-0-0		0-0-0		0-0-0		NEUTRAL		0-0-0		0-0-0		0-0-0							
RPI	S	Opponent		Score		RPI	S	Opponent		Score		RPI	S	Opponent		Score			
22	A	Georgia Tech		9	8			53	A	Col. of Charleston		4	5	121	A	Ga. Southern		5	8
22	H	Georgia Tech		5	6			53	A	Col. of Charleston		13	17	121	H	Ga. Southern		10	11
24	A	Georgia		3	1			53	A	Col. of Charleston		2	6	127	H	Wofford		5	7
24	H	Georgia		6	7			67	H	Austin Peay		14	4	127	H	Wofford		14	3
								67	H	Austin Peay		13	12	127	H	Wofford		12	7
								67	H	Austin Peay		7	10	151	H	Furman		0	4
								97	A	Samford		5	11	151	H	Furman		8	4
								97	A	Samford		1	3	151	H	Furman		8	7
								97	A	Samford		5	3	167	H	Florida A&M		7	14
													167	H	Florida A&M		11	3	
													171	H	Xavier		18	14	
													171	H	Xavier		5	3	
													171	H	Xavier		3	1	
													190	A	Kennesaw St.		10	7	
													190	A	Kennesaw St.		9	6	
													190	H	Kennesaw St.		11	5	
													211	H	Radford		8	7	
													211	H	Radford		9	2	
													211	H	Radford		10	7	
													230	H	VMI		3	4	
													230	H	VMI		7	2	
													230	H	VMI		10	6	
													237	A	Georgia St.		3	4	
													237	H	Georgia St.		6	10	
													274	A	ETSU		7	5	
													274	A	ETSU		9	8	
													274	A	ETSU		12	9	
LAST 15 GAMES																			
						287	A	Savannah St.		7	3	230	H	VMI		10	6		
						151	H	Furman		0	4	121	A	Ga. Southern		5	8		
						151	H	Furman		8	4	274	A	ETSU		9	8		
						151	H	Furman		8	7								
						22	A	Georgia Tech		9	8								

Non-Div. I Games:

Mercer

230	H	VMI	7	2
230	H	VMI	3	4

RPI	S	Opponent	Score	
287	A	Savannah St.	7	3
287	H	Savannah St.	16	6

Mercer

M  
e  
r  
c  
e  
r

M  
e  
r  
c  
e  
r

Average RPI Win:	199	WON-LOST	WINNING	LAST 15	STRENGTH OF	OPP. STRENGTH	TEAM	ADJ	CONF.	ADJ CONF.	
Average RPI Loss:	116	RECORD	PCT. RANK	GAMES	SCHEDULE	OF SCHEDULE	RPI	RPI	RPI	RPI	
DIV. I ONLY	29-12-0	.70732	30	11-4-0	252	151	106	.52117	106	19	19
DIV. I NON-CONF.	25-10-0	.71429	41	7-2-0	276	166	137	.50815	137	17	17
<hr/>											
TOTALS	RPI 1-25	RPI 26-50		W-L RECORDS		RPI 51-100		RPI 101-150		RPI 150+	
29-12-0	1-2-0	0-0-0		OVERALL		4-4-0		3-4-0		21-2-0	
19-2-0	0-0-0	0-0-0		HOME		1-0-0		0-0-0		18-2-0	
3-7-0	1-2-0	0-0-0		AWAY		0-1-0		1-4-0		1-0-0	
7-3-0	0-0-0	0-0-0		NEUTRAL		3-3-0		2-0-0		2-0-0	
25-10-0	0-0-0	0-0-0		NON-CONFERENCE		4-4-0		3-4-0		18-2-0	
16-2-0	0-0-0	0-0-0		HOME		1-0-0		0-0-0		15-2-0	
2-5-0	0-0-0	0-0-		AWAY		0-1-0		1-4-0		1-0-0	
7-3-0	0-0-0	0-0-0		NEUTRAL		3-3-0		2-0-0		2-0-0	
4-2-0	1-2-0	0-0-0		CONFERENCE		0-0-0		0-0-0		3-0-0	
3-0-0	0-0-0	0-0-0		HOME		0-0-0		0-0-0		3-0-0	
1-2-0	1-2-0	0-0-0		AWAY		0-0-0		0-0-0		0-0-0	
0-0-0	0-0-0	0-0-0		NEUTRAL		0-0-0		0-0-0		0-0-0	
RPI	S	Opponent	Score	RPI	S	Opponent	Score	RPI	S	Opponent	Score
21	A	Creighton	1 3					73	A	Rutgers	2 3
21	A	Creighton	5 4					73	H	Rutgers	7 6
21	A	Creighton	1 7					92	N	Iowa	7 1
								96	N	Missouri	1 4
								96	N	Missouri	8 4
								96	N	Missouri	0 7
								96	N	Missouri	9 1
								98	N	Ohio St.	3 9

Non-Div. I Games:

Seton Hall

272	H	LIU Brooklyn	6	1
272	H	LIU Brooklyn	10	0

RPI	S	Opponent	Score	
276	H	Wagner	9	2
287	N	Savannah St.	4	3
295	H	Saint Peter's	5	4

Seton Hall

S  
e  
t  
o  
n  
H  
a  
l  
l

S  
e  
t  
o  
n  
H  
a  
l  
l

U  
C  
I  
r  
v  
i  
n  
e

UC Irvine

183	A	San Diego St.	1	5
69	A	Long Beach St.	7	2

RPI	S	Opponent	Score	
264	A	UC Davis	11	1
264	A	UC Davis	6	9

UC Irvine

U  
C  
I  
r  
v  
i  
n  
e

U  
C  
I  
r  
v  
i  
n  
e

Average RPI Win: 173		WON-LOST RECORD		WINNING PCT. RANK		LAST 15 GAMES		STRENGTH OF SCHEDULE		OPP. STRENGTH OF SCHEDULE		TEAM RPI		ADJ RPI		CONF. RPI		ADJ CONF. RPI			
DIV. I ONLY		24-14-0		.63158 62		5-10-0		205		92		108		.52104 108		9		9			
DIV. I NON-CONF.		21-5-0		.80769 15		2-1-0		279		139		96		.53197 96		11		10			
TOTALS		RPI 1-25		RPI 26-50		W-L RECORDS		RPI 51-100		RPI 101-150		RPI 150+									
24-14-0		0-3-0		0-0-0		OVERALL		5-5-0		3-0-0		16-6-0									
15-6-0		0-0-0		0-0-0		HOME		4-2-0		2-0-0		9-4-0									
9-8-0		0-3-0		0-0-0		AWAY		1-3-0		1-0-0		7-2-0									
0-0-0		0-0-0		0-0-0		NEUTRAL		0-0-0		0-0-0		0-0-0									
21-5-0		0-0-0		0-0-0		NON-CONFERENCE		4-0-0		3-0-0		14-5-0									
12-3-0		0-0-0		0-0-0		HOME		3-0-0		2-0-0		7-3-0									
9-2-0		0-0-0		0-0-		AWAY		1-0-0		1-0-0		7-2-0									
0-0-0		0-0-0		0-0-0		NEUTRAL		0-0-0		0-0-0		0-0-0									
3-9-0		0-3-0		0-0-0		CONFERENCE		1-5-0		0-0-0		2-1-0									
3-3-0		0-0-0		0-0-0		HOME		1-2-0		0-0-0		2-1-0									
0-6-0		0-3-0		0-0-0		AWAY		0-3-0		0-0-0		0-0-0									
0-0-0		0-0-0		0-0-0		NEUTRAL		0-0-0		0-0-0		0-0-0									
RPI	S	Opponent		Score		RPI	S	Opponent		Score		RPI	S	Opponent		Score					
9	A	UC Santa Barbara		0 1				59 A Cal St. Fullerton		1 2		112	A	Pepperdine		3 0					
9	A	UC Santa Barbara		2 8				59 A Cal St. Fullerton		5 8		116	H	William & Mary		11 7					
9	A	UC Santa Barbara		4 5				59 A Cal St. Fullerton		4 7		116	H	William & Mary		11 3					
								63 H UConn		12 4		179	A	Portland		2 1					
								63 H UConn		2 1		179	A	Portland		2 1					
								69 H Long Beach St.		0 12		179	A	Portland		5 6					
								69 H Long Beach St.		4 2		179	A	Portland		3 7					
								69 H Long Beach St.		3 6		182	H	Houston Baptist		2 0					
								70 A UCLA		4 1		182	H	Houston Baptist		6 3					
								70 H UCLA		20 12		182	H	Houston Baptist		7 1					
												182	H	Houston Baptist		7 2					
												185	H	Hawaii		5 6					
												185	H	Hawaii		9 3					
												185	H	Hawaii		2 1					
												210	A	George Washington		4 2					
												210	A	George Washington		6 5					
												210	A	George Washington		9 3					
												253	A	CSU Bakersfield		7 5					
												253	H	CSU Bakersfield		3 5					
												253	H	CSU Bakersfield		5 8					
												282	H	Northern Colo.		4 2					
												282	H	Northern Colo.		2 3					
												282	H	Northern Colo.		6 0					
												282	H	Northern Colo.		5 3					
												283	A	George Mason		1 0					
						LAST 15 GAMES															
						185	H	Hawaii		9 3		69	H	Long Beach St.		3 6		282	H	Northern Colo.	
						185	H	Hawaii		5 6		69	H	Long Beach St.		4 2		282	H	Northern Colo.	
						185	H	Hawaii		2 1		70	A	UCLA		4 1		283	A	George Mason	
						9	A	UC Santa Barbara		2 8											
						9	A	UC Santa Barbara		4 5											

Non-Div. I Games:

CSUN

9 A UC Santa Barbara	0	1
69 H Long Beach St.	0	12

C  
S  
U  
N

C  
S  
U  
N



Average RPI Win:		159	WON-LOST RECORD		WINNING PCT. RANK		LAST 15 GAMES		STRENGTH OF SCHEDULE		OPP. STRENGTH OF SCHEDULE		TEAM RPI		ADJ RPI		CONF. RPI		ADJ CONF. RPI				
Average RPI Loss:		86																					
DIV. I ONLY			22-20-0		.52381 130		7-8-0		91		91		109		.5208 109		10		10				
DIV. I NON-CONF.			14-10-0		.58333 97		2-2-0		89		66		88		.5342 88		10		11				
TOTALS		RPI 1-25		RPI 26-50		W-L RECORDS		RPI 51-100		RPI 101-150		RPI 150+											
22-20-0		1-4-0		1-5-0		OVERALL		3-3-0		8-6-0		9-2-0											
14-10-0		0-2-0		1-1-0		HOME		0-0-0		6-6-0		7-1-0											
8-10-0		1-2-0		0-4-0		AWAY		3-3-0		2-0-0		2-1-0											
0-0-0		0-0-0		0-0-0		NEUTRAL		0-0-0		0-0-0		0-0-0											
14-10-0		1-4-0		1-2-0		NON-CONFERENCE		1-2-0		4-1-0		7-1-0											
10-5-0		0-2-0		1-1-0		HOME		0-0-0		2-1-0		7-1-0											
4-5-0		1-2-0		0-0-		AWAY		1-2-0		2-0-0		0-0-0											
0-0-0		0-0-0		0-0-0		NEUTRAL		0-0-0		0-0-0		0-0-0											
8-10-0		0-0-0		0-3-0		CONFERENCE		2-1-0		4-5-0		2-1-0											
4-5-0		0-0-0		0-0-0		HOME		0-0-0		4-5-0		0-0-0											
4-5-0		0-0-0		0-3-0		AWAY		2-1-0		0-0-0		2-1-0											
0-0-0		0-0-0		0-0-0		NEUTRAL		0-0-0		0-0-0		0-0-0											
RPI	S	Opponent		Score		RPI	S	Opponent		Score		RPI	S	Opponent		Score		RPI	S	Opponent		Score	
4	A	Texas A&M		3	7	27	H	Oklahoma St.		3	2	65	A	Louisiana Tech		3	8	121	H	Ga. Southern		6	10
16	H	Texas Tech		4	6	27	H	Oklahoma St.		3	5	65	A	Louisiana Tech		8	12	121	H	Ga. Southern		4	0
19	A	TCU		1	5	36	A	South Ala.		3	4	65	A	Louisiana Tech		5	4	121	H	Ga. Southern		0	6
19	A	TCU		4	3	36	A	South Ala.		3	4	83	A	Troy		2	5	124	H	Arkansas St.		2	0
19	H	TCU		4	17	36	A	South Ala.		4	6	83	A	Troy		18	5	124	H	Arkansas St.		0	4
						47	A	Dallas Baptist		2	13	83	A	Troy		4	2	124	H	Arkansas St.		11	8
																		128	A	Baylor		9	2
																		128	H	Baylor		6	3
																		142	A	SFA		13	5
																		142	H	SFA		1	12
																		142	H	SFA		13	7
																		148	H	La.-Monroe		8	4
																		148	H	La.-Monroe		2	3
																		148	H	La.-Monroe		3	8
																		182	H	Houston Baptist		10	0
																		231	H	A&M-Corpus Christi		7	1
																		231	H	A&M-Corpus Christi		6	8
																		231	H	A&M-Corpus Christi		6	2
																		231	H	A&M-Corpus Christi		10	4
																		237	A	Georgia St.		18	16
																		237	A	Georgia St.		9	5
																		237	A	Georgia St.		7	8
																		269	H	Incarnate Word		9	3
																		269	H	Incarnate Word		10	2
																		269	H	Incarnate Word		13	0
LAST 15 GAMES																							
				4	A	Texas A&M		3	7			121	H	Ga. Southern		4	0						
				83	A	Troy		4	2			182	H	Houston Baptist		10	0						
				83	A	Troy		18	5			148	H	La.-Monroe		8	4						
				83	A	Troy		2	5														
				47	A	Dallas Baptist		2	13														

Non-Div. I Games:

UT Arlington

121 H Ga. Southern	6	10
121 H Ga. Southern	0	6

U  
T  
A  
r  
l  
i  
n  
g  
t  
o  
n

U  
T  
A  
r  
l  
i  
n  
g  
t  
o  
n

Average RPI Win:		153	WON-LOST RECORD		WINNING PCT. RANK	LAST 15 GAMES	STRENGTH OF SCHEDULE		OPP. STRENGTH OF SCHEDULE	TEAM RPI	ADJ RPI	CONF. RPI	ADJ CONF. RPI				
DIV. I ONLY			20-18-0		.52632	125	8-7-0		101	173	110	.52066	110	10	10		
DIV. I NON-CONF.			7-10-0		.41176	202	0-3-0		181	251	245	.449	244	10	11		
TOTALS		RPI 1-25		RPI 26-50		W-L RECORDS		RPI 51-100		RPI 101-150		RPI 150+					
20-18-0		2-1-0		0-3-0		OVERALL		4-4-0		3-3-0		11-7-0					
11-7-0		0-0-0		0-0-0		HOME		3-1-0		1-2-0		7-4-0					
9-11-0		2-1-0		0-3-0		AWAY		1-3-0		2-1-0		4-3-0					
0-0-0		0-0-0		0-0-0		NEUTRAL		0-0-0		0-0-0		0-0-0					
7-10-0		0-0-0		0-0-0		NON-CONFERENCE		1-4-0		1-2-0		5-4-0					
6-6-0		0-0-0		0-0-0		HOME		0-1-0		1-2-0		5-3-0					
1-4-0		0-0-0		0-0-		AWAY		1-3-0		0-0-0		0-1-0					
0-0-0		0-0-0		0-0-0		NEUTRAL		0-0-0		0-0-0		0-0-0					
13-8-0		2-1-0		0-3-0		CONFERENCE		3-0-0		2-1-0		6-3-0					
5-1-0		0-0-0		0-0-0		HOME		3-0-0		0-0-0		2-1-0					
8-7-0		2-1-0		0-3-0		AWAY		0-0-0		2-1-0		4-2-0					
0-0-0		0-0-0		0-0-0		NEUTRAL		0-0-0		0-0-0		0-0-0					
RPI	S	Opponent		Score		RPI	S	Opponent		Score		RPI	S	Opponent		Score	
13	A	La.-Lafayette		10	5	36	A	South Ala.		3	13	65	H	Louisiana Tech		4	7
13	A	La.-Lafayette		7	1	36	A	South Ala.		5	7	71	A	Oral Roberts		9	8
13	A	La.-Lafayette		4	15	36	A	South Ala.		6	10	71	A	Oral Roberts		2	3
												71	A	Oral Roberts		5	14
												71	A	Oral Roberts		3	4
												83	H	Troy		4	3
												83	H	Troy		10	9
												83	H	Troy		11	8

Non-Div. I Games:

Little Rock

157	A	Texas St.	8	7
170	A	Central Ark.	1	6

L  
i  
t  
t  
l  
e  
R  
o  
c  
k

L  
i  
t  
t  
l  
e  
R  
o  
c  
k

O  
k  
l  
a  
h  
o  
m  
a

Oklahoma

19 A TCU	2	12
19 A TCU	3	11

O  
k  
l  
a  
h  
o  
m  
a

O  
k  
l  
a  
h  
o  
m  
a

Average RPI Win:		130	WON-LOST RECORD		WINNING PCT. RANK		LAST 15 GAMES		STRENGTH OF SCHEDULE		OPP. STRENGTH OF SCHEDULE		TEAM RPI		ADJ RPI		CONF. RPI		ADJ CONF. RPI	
DIV. I ONLY			20-18-0		.52632 125		9-6-0		83		78		112		.51955 112		8		8	
DIV. I NON-CONF.			10-10-0		.5 144		1-2-0		15		72		107		.52534 107		8		8	
TOTALS		RPI 1-25		RPI 26-50		W-L RECORDS		RPI 51-100		RPI 101-150		RPI 150+								
20-18-0		2-2-0		0-3-0		OVERALL		4-5-0		8-7-0		6-1-0								
15-9-0		2-2-0		0-0-0		HOME		1-1-0		6-5-0		6-1-0								
5-9-0		0-0-0		0-3-0		AWAY		3-4-0		2-2-0		0-0-0								
0-0-0		0-0-0		0-0-0		NEUTRAL		0-0-0		0-0-0		0-0-0								
10-10-0		2-2-0		0-3-0		NON-CONFERENCE		1-2-0		3-3-0		4-0-0								
10-5-0		2-2-0		0-0-0		HOME		1-1-0		3-2-0		4-0-0								
0-5-0		0-0-0		0-0-		AWAY		0-1-0		0-1-0		0-0-0								
0-0-0		0-0-0		0-0-0		NEUTRAL		0-0-0		0-0-0		0-0-0								
10-8-0		0-0-0		0-0-0		CONFERENCE		3-3-0		5-4-0		2-1-0								
5-4-0		0-0-0		0-0-0		HOME		0-0-0		3-3-0		2-1-0								
5-4-0		0-0-0		0-0-0		AWAY		3-3-0		2-1-0		0-0-0								
0-0-0		0-0-0		0-0-0		NEUTRAL		0-0-0		0-0-0		0-0-0								
RPI	S	Opponent		Score		RPI	S	Opponent		Score		RPI	S	Opponent		Score				
4	H	Texas A&M		7	5	31	A	Tulane		0	11	51	A	Gonzaga		4	11			
4	H	Texas A&M		0	6	31	A	Tulane		3	4	51	A	Gonzaga		7	4			
4	H	Texas A&M		0	4	31	A	Tulane		0	15	51	A	Gonzaga		3	4			
9	H	UC Santa Barbara		6	2					68	A	Cal Poly		5	6	130	H	San Diego		
										68	H	Cal Poly		12	4	130	H	San Diego		
										70	H	UCLA		6	10	130	H	San Diego		
										94	A	Loyola Marymount		9	8	133	H	San Francisco		
										94	A	Loyola Marymount		6	0	133	H	San Francisco		
										94	A	Loyola Marymount		0	7	133	H	San Francisco		
																137	H	Oakland		
																137	H	Oakland		
																137	H	Oakland		
																145	A	Santa Clara		
																145	A	Santa Clara		
																145	A	Santa Clara		
																179	H	Portland		
																179	H	Portland		
																179	H	Portland		
																211	H	Columbia		
																211	H	Columbia		
																211	H	Columbia		
																211	H	Columbia		
LAST 15 GAMES																				
						179	H	Portland		5	4	126	H	Southern California		3	2			
						179	H	Portland		2	3	145	A	Santa Clara		4	5			
						179	H	Portland		4	0	145	A	Santa Clara		10	7			
						70	H	UCLA		6	10									
						94	A	Loyola Marymount		9	8									

Non-Div. I Games:

Pepperdine

94 A Loyola Marymount	0	7
94 A Loyola Marymount	6	0

P  
e  
p  
p  
e  
r  
d  
i  
n  
e

P  
e  
p  
p  
e  
r  
d  
i  
n  
e



Average RPI Win: 214		WON-LOST	WINNING	LAST 15	STRENGTH OF		OPP. STRENGTH	TEAM	ADJ	CONF.	ADJ CONF.
Average RPI Loss: 127		RECORD	PCT. RANK	GAMES	SCHEDULE		OF SCHEDULE	RPI	RPI	RPI	RPI
DIV. I ONLY		23-18-0	.56098	106	7-8-0		161	223	113	.51942	113
DIV. I NON-CONF.		13-10-0	.56522	110	2-5-0		127	204	74	.54033	74
TOTALS		RPI 1-25	RPI 26-50		W-L RECORDS		RPI 51-100		RPI 101-150		RPI 150+
23-18-0		0-2-0	0-4-0		OVERALL		1-4-0		3-0-0		19-8-0
12-2-0		0-0-0	0-0-0		HOME		1-0-0		2-0-0		9-2-0
8-15-0		0-2-0	0-4-0		AWAY		0-4-0		0-0-0		8-5-0
3-1-0		0-0-0	0-0-0		NEUTRAL		0-0-0		1-0-0		2-1-0
13-10-0		0-2-0	0-1-0		NON-CONFERENCE		1-4-0		3-0-0		9-3-0
5-0-0		0-0-0	0-0-0		HOME		1-0-0		2-0-0		2-0-0
5-9-0		0-2-0	0-0-		AWAY		0-4-0		0-0-0		5-2-0
3-1-0		0-0-0	0-0-0		NEUTRAL		0-0-0		1-0-0		2-1-0
10-8-0		0-0-0	0-3-0		CONFERENCE		0-0-0		0-0-0		10-5-0
7-2-0		0-0-0	0-0-0		HOME		0-0-0		0-0-0		7-2-0
3-6-0		0-0-0	0-3-0		AWAY		0-0-0		0-0-0		3-3-0
0-0-0		0-0-0	0-0-0		NEUTRAL		0-0-0		0-0-0		0-0-0
RPI S	Opponent	Score	RPI S	Opponent	Score	RPI S	Opponent	Score	RPI S	Opponent	Score
2 A	Louisville	5 9	37 A	Kentucky	5 10	55 A	Tennessee	5 6	124 N	Arkansas St.	2 1
8 A	North Carolina St.	5 7	39 A	Southeast Mo. St.	5 6	98 A	Ohio St.	3 7	146 H	Longwood	9 8
			39 A	Southeast Mo. St.	1 5	98 A	Ohio St.	0 1	147 H	Miami (OH)	17 3
			39 A	Southeast Mo. St.	4 5	99 A	Marshall	5 6	171 A	Xavier	3 1
						99 H	Marshall	13 0	171 A	Xavier	3 2
									171 A	Xavier	1 7
									201 N	Omaha	14 0
									201 N	Omaha	5 6
									213 H	Tennessee Tech	11 6
									213 H	Tennessee Tech	6 1
									213 H	Tennessee Tech	5 4
									215 A	Eastern Ky.	16 2
									215 A	Eastern Ky.	6 8
									215 A	Eastern Ky.	3 19
									218 H	Belmont	8 20
									218 H	Belmont	12 11
									218 H	Belmont	9 0
									236 A	Ohio	3 15
									238 A	SIUE	2 0
									238 A	SIUE	11 2
									238 A	SIUE	0 2
									240 H	Siena	24 7
									240 H	Siena	11 4
									268 N	Saint Louis	4 1
									270 H	UT Martin	4 6
									270 H	UT Martin	10 4
									270 H	UT Martin	26 7

Non-Div. I Games:

Morehead St.

270	H	UT Martin	4	6
270	H	UT Martin	10	4

RPI	S	Opponent	Score	
271	A	N.C. Central	24	4
271	A	N.C. Central	4	2
271	A	N.C. Central	4	1

Morehead St.

M  
o  
r  
e  
h  
e  
a  
d  
s  
t  
.

M  
o  
r  
e  
h  
e  
a  
d  
s  
t  
.

Average RPI Win: 176		WON-LOST	WINNING	LAST 15	STRENGTH OF		OPP. STRENGTH	TEAM	ADJ	CONF.	ADJ CONF.
Average RPI Loss: 116		RECORD	PCT. RANK	GAMES	SCHEDULE		OF SCHEDULE	RPI	RPI	RPI	RPI
DIV. I ONLY		21-18-0	.53846	119	10-5-0		142	116	114	.51777	114
DIV. I NON-CONF.		10-14-0	.41667	197	1-2-0		121	63	159	.49466	159
TOTALS		RPI 1-25	RPI 26-50		W-L RECORDS		RPI 51-100		RPI 101-150		RPI 150+
21-18-0		0-6-0	0-1-0		OVERALL		2-1-0		9-4-0		10-6-0
10-6-0		0-1-0	0-0-0		HOME		2-1-0		2-2-0		6-2-0
11-10-0		0-5-0	0-1-0		AWAY		0-0-0		7-2-0		4-2-0
0-2-0		0-0-0	0-0-0		NEUTRAL		0-0-0		0-0-0		0-2-0
10-14-0		0-6-0	0-1-0		NON-CONFERENCE		0-0-0		6-4-0		4-3-0
6-4-0		0-1-0	0-0-0		HOME		0-0-0		2-2-0		4-1-0
4-8-0		0-5-0	0-0-0		AWAY		0-0-0		4-2-0		0-0-0
0-2-0		0-0-0	0-0-0		NEUTRAL		0-0-0		0-0-0		0-2-0
11-4-0		0-0-0	0-0-0		CONFERENCE		2-1-0		3-0-0		6-3-0
4-2-0		0-0-0	0-0-0		HOME		2-1-0		0-0-0		2-1-0
7-2-0		0-0-0	0-0-0		AWAY		0-0-0		3-0-0		4-2-0
0-0-0		0-0-0	0-0-0		NEUTRAL		0-0-0		0-0-0		0-0-0
RPI S	Opponent	Score	RPI S	Opponent	Score	RPI S	Opponent	Score	RPI S	Opponent	Score
11 A	Clemson	6 7	29 A	UNCW	2 15	97 H	Samford	10 5	122 A	Indiana	2 3
11 H	Clemson	8 10				97 H	Samford	6 5	122 A	Indiana	1 9
14 A	North Carolina	2 10				97 H	Samford	7 13	122 A	Indiana	4 1
22 A	Georgia Tech	3 14							127 A	Wofford	14 4
22 A	Georgia Tech	4 5							127 A	Wofford	9 1
22 A	Georgia Tech	3 4							127 A	Wofford	12 3
									134 H	Gardner-Webb	16 14
									148 H	La.-Monroe	15 7
									148 H	La.-Monroe	6 11
									148 H	La.-Monroe	10 16
									150 A	Kansas St.	6 2
									150 A	Kansas St.	7 5
									150 A	Kansas St.	10 2
									154 N	St. John's (NY)	3 14
									161 N	Richmond	1 3
									172 H	Presbyterian	10 9
									192 H	Virginia Tech	14 10
									220 A	The Citadel	11 0
									220 A	The Citadel	1 2
									220 A	The Citadel	4 6
									223 H	Niagara	17 4
									223 H	Niagara	10 2
									230 A	VMI	21 7
									230 A	VMI	14 11
									230 A	VMI	7 1
									274 H	ETSU	15 9
									274 H	ETSU	12 11
			LAST 15 GAMES								
			220 A	The Citadel	4 6	97 H	Samford	10 5			
			220 A	The Citadel	11 0	11 A	Clemson	6 7			
			220 A	The Citadel	1 2	230 A	VMI	14 11			
			192 H	Virginia Tech	14 10						
			285 H	UNC Asheville	0 8						

Non-Div. I Games:

Western Caro.

Western Caro.

97	H	Samford	6	5
97	H	Samford	7	13

Through Games Of April 26, 2016

RPI	S	Opponent	Score	
274	H	ETSU	8	14
285	H	UNC Asheville	0	8

Western Caro.

W  
e  
s  
t  
e  
r  
n  
C  
a  
r  
o  
.

W  
e  
s  
t  
e  
r  
n  
C  
a  
r  
o  
.

Average RPI Win: 138		WON-LOST RECORD	WINNING PCT. RANK	LAST 15 GAMES	STRENGTH OF SCHEDULE	OPP. STRENGTH OF SCHEDULE	TEAM RPI	ADJ RPI	CONF. RPI	ADJ CONF. RPI	
Average RPI Loss: 71											
DIV. I ONLY		18-23-0	.43902 198	5-10-0	11	103	115	.51776 115	1	1	
DIV. I NON-CONF.		12-10-0	.54545 123	2-2-0	56	279	146	.50143 146	2	2	
TOTALS		RPI 1-25	RPI 26-50		W-L RECORDS		RPI 51-100		RPI 101-150		RPI 150+
18-23-0	3-9-0		1-1-0		OVERALL		5-9-0		1-2-0		8-2-0
15-11-0	2-5-0		0-1-0		HOME		4-2-0		1-2-0		8-1-0
2-9-0	1-3-0		0-0-0		AWAY		1-5-0		0-0-0		0-1-0
1-3-0	0-1-0		1-0-0		NEUTRAL		0-2-0		0-0-0		0-0-0
12-10-0	1-2-0		0-1-0		NON-CONFERENCE		2-3-0		1-2-0		8-2-0
11-6-0	0-1-0		0-1-0		HOME		2-1-0		1-2-0		8-1-0
1-1-0	1-0-0		0-0-		AWAY		0-0-0		0-0-0		0-1-0
0-3-0	0-1-0		0-0-0		NEUTRAL		0-2-0		0-0-0		0-0-0
6-13-0	2-7-0		1-0-0		CONFERENCE		3-6-0		0-0-0		0-0-0
4-5-0	2-4-0		0-0-0		HOME		2-1-0		0-0-0		0-0-0
1-8-0	0-3-0		0-0-0		AWAY		1-5-0		0-0-0		0-0-0
1-0-0	0-0-0		1-0-0		NEUTRAL		0-0-0		0-0-0		0-0-0
RPI S	Opponent	Score	RPI S	Opponent	Score	RPI S	Opponent	Score	RPI S	Opponent	Score
4 H	Texas A&M	10 12	36 H	South Ala.	5 8	55 H	Tennessee	4 13	139 H	Sacramento St.	6 7
4 H	Texas A&M	9 7	48 N	Alabama	10 1	55 H	Tennessee	2 0	139 H	Sacramento St.	10 5
4 H	Texas A&M	8 12				55 H	Tennessee	7 6	139 H	Sacramento St.	5 6
7 A	Ole Miss	4 6				71 H	Oral Roberts	7 8	162 H	Alabama St.	11 0
7 A	Ole Miss	4 7				71 H	Oral Roberts	10 1	162 H	Alabama St.	11 2
7 A	Ole Miss	5 6				71 H	Oral Roberts	18 11	167 H	Florida A&M	11 2
17 H	LSU	6 8				75 N	Michigan St.	0 3	190 A	Kennesaw St.	5 6
17 H	LSU	8 5				83 N	Troy	3 4	237 H	Georgia St.	7 4
17 H	LSU	5 10				85 A	Arkansas	1 3	294 H	Southern U.	7 0
18 N	Southern Miss.	1 3				85 A	Arkansas	2 3	294 H	Southern U.	18 6
22 A	Georgia Tech	14 3				85 A	Arkansas	7 14	294 H	Southern U.	5 6
22 H	Georgia Tech	1 4				96 A	Missouri	0 2	298 H	Alabama A&M	15 1
						96 A	Missouri	11 9	298 H	Alabama A&M	5 0
						96 A	Missouri	3 4			
LAST 15 GAMES											
			36 H	South Ala.	5 8	55 H	Tennessee	4 13			
			7 A	Ole Miss	5 6	190 A	Kennesaw St.	5 6			
			7 A	Ole Miss	4 7	96 A	Missouri	3 4			
			7 A	Ole Miss	4 6						
			162 H	Alabama St.	11 2						

Non-Div. I Games:

Auburn

55	H	Tennessee	7	6
55	H	Tennessee	2	0

A  
u  
b  
u  
r  
n

A  
u  
b  
u  
r  
n

Average RPI Win:	190	WON-LOST RECORD	WINNING PCT. RANK	LAST 15 GAMES	STRENGTH OF SCHEDULE	OPP. STRENGTH OF SCHEDULE	TEAM RPI	ADJ RPI	CONF. RPI	ADJ CONF. RPI					
DIV. I ONLY		20-20-0	.5	142	7-8-0	113	152	116	.51751	116	16	15			
DIV. I NON-CONF.		11-15-0	.42308	193	2-4-0	113	141	153	.49759	153	15	15			
<hr/>															
TOTALS	RPI 1-25	RPI 26-50		W-L RECORDS		RPI 51-100		RPI 101-150		RPI 150+					
20-20-0	0-2-0	0-4-0		OVERALL		0-4-0		1-5-0		19-5-0					
9-5-0	0-0-0	0-3-0		HOME		0-1-0		0-0-0		9-1-0					
11-12-0	0-2-0	0-0-0		AWAY		0-1-0		1-5-0		10-4-0					
0-3-0	0-0-0	0-1-0		NEUTRAL		0-2-0		0-0-0		0-0-0					
11-15-0	0-2-0	0-1-0		NON-CONFERENCE		0-4-0		1-5-0		10-3-0					
7-2-0	0-0-0	0-0-0		HOME		0-1-0		0-0-0		7-1-0					
4-10-0	0-2-0	0-0-		AWAY		0-1-0		1-5-0		3-2-0					
0-3-0	0-0-0	0-1-0		NEUTRAL		0-2-0		0-0-0		0-0-0					
9-5-0	0-0-0	0-3-0		CONFERENCE		0-0-0		0-0-0		9-2-0					
2-3-0	0-0-0	0-3-0		HOME		0-0-0		0-0-0		2-0-0					
7-2-0	0-0-0	0-0-0		AWAY		0-0-0		0-0-0		7-2-0					
0-0-0	0-0-0	0-0-0		NEUTRAL		0-0-0		0-0-0		0-0-0					
RPI	S	Opponent	Score	RPI	S	Opponent	Score	RPI	S	Opponent	Score				
14	A	North Carolina	2 17	29	H	UNCW	1 2	62	A	Old Dominion	1 7	108	A	CSUN	7 11
23	A	Virginia	8 16	29	H	UNCW	1 6	63	N	UConn	1 18	108	A	CSUN	3 11
				29	H	UNCW	4 7	63	N	UConn	2 3	130	A	San Diego	3 9
				49	N	Oregon St.	3 12	86	H	VCU	5 12	130	A	San Diego	13 11
												130	A	San Diego	3 7
												143	A	Liberty	4 8
												160	A	Charlotte	5 1
												160	A	Charlotte	11 0
												160	A	Charlotte	3 7
												161	H	Richmond	12 8
												176	H	Holy Cross	6 5
												176	H	Holy Cross	8 5
												176	H	Holy Cross	12 11
												187	A	Northeastern	8 5
												187	A	Northeastern	3 0
												187	A	Northeastern	2 0
												189	H	Georgetown	16 2
												189	H	Georgetown	10 9
												189	H	Georgetown	6 8
												192	A	Virginia Tech	12 8
												198	A	Elon	7 13
												198	A	Elon	14 7
												198	A	Elon	10 5
												200	A	James Madison	5 8
												200	A	James Madison	11 4
												200	A	James Madison	2 0
												227	H	Hofstra	14 6
				LAST 15 GAMES											
				187	A	Northeastern	3 0	200	A	James Madison	5 8				
				187	A	Northeastern	8 5	86	H	VCU	5 12				
				187	A	Northeastern	2 0	29	H	UNCW	1 6				
				14	A	North Carolina	2 17								
				284	A	Norfolk St.	3 6								

Non-Div. I Games:

William &amp; Mary

200	A	James Madison	2	0
200	A	James Madison	11	4

RPI	S	Opponent	Score	
227	H	Hofstra	15	10
284	A	Norfolk St.	3	6
284	H	Norfolk St.	10	6

William & Mary

W  
i  
l  
l  
i  
a  
m  
&  
M  
a  
r  
y

W  
i  
l  
l  
i  
a  
m  
&  
M  
a  
r  
y



UAB

Average RPI Win: 124		WON-LOST	WINNING	LAST 15	STRENGTH OF		OPP. STRENGTH	TEAM	ADJ	CONF.	ADJ CONF.
Average RPI Loss: 65		RECORD	PCT. RANK	GAMES	SCHEDULE		OF SCHEDULE	RPI	RPI	RPI	RPI
DIV. I ONLY		17-22-0	.4359	200	8-7-0		18	55	117	.51603	117
DIV. I NON-CONF.		8-13-0	.38095	221	1-2-0		59	70	188	.48024	188
TOTALS		RPI 1-25	RPI 26-50		W-L RECORDS		RPI 51-100		RPI 101-150		RPI 150+
17-22-0		3-8-0	1-4-0		OVERALL		4-6-0		4-2-0		5-2-0
16-10-0		2-3-0	1-0-0		HOME		4-3-0		4-2-0		5-2-0
1-12-0		1-5-0	0-4-0		AWAY		0-3-0		0-0-0		0-0-0
0-0-0		0-0-0	0-0-0		NEUTRAL		0-0-0		0-0-0		0-0-0
8-13-0		0-5-0	1-1-0		NON-CONFERENCE		1-3-0		1-2-0		5-2-0
8-6-0		0-2-0	1-0-0		HOME		1-0-0		1-2-0		5-2-0
0-7-0		0-3-0	0-0-		AWAY		0-3-0		0-0-0		0-0-0
0-0-0		0-0-0	0-0-0		NEUTRAL		0-0-0		0-0-0		0-0-0
9-9-0		3-3-0	0-3-0		CONFERENCE		3-3-0		3-0-0		0-0-0
8-4-0		2-1-0	0-0-0		HOME		3-3-0		3-0-0		0-0-0
1-5-0		1-2-0	0-3-0		AWAY		0-0-0		0-0-0		0-0-0
0-0-0		0-0-0	0-0-0		NEUTRAL		0-0-0		0-0-0		0-0-0
RPI S	Opponent	Score	RPI S	Opponent	Score	RPI S	Opponent	Score	RPI S	Opponent	Score
7 H	Ole Miss	1 8	34 A	Fla. Atlantic	3 5	65 H	Louisiana Tech	10 8	124 H	Arkansas St.	5 14
7 H	Ole Miss	1 5	34 A	Fla. Atlantic	0 5	65 H	Louisiana Tech	4 5	124 H	Arkansas St.	5 0
18 H	Southern Miss.	8 7	34 A	Fla. Atlantic	3 7	65 H	Louisiana Tech	7 0	124 H	Arkansas St.	2 5
18 H	Southern Miss.	5 3	48 A	Alabama	6 7	66 A	Jacksonville St.	10 11	144 H	Middle Tenn.	5 2
18 H	Southern Miss.	0 11	48 H	Alabama	8 0	77 H	Western Ky.	1 2	144 H	Middle Tenn.	10 1
20 A	Rice	3 7				77 H	Western Ky.	5 6	144 H	Middle Tenn.	8 0
20 A	Rice	0 3				77 H	Western Ky.	2 0	190 H	Kennesaw St.	6 10
20 A	Rice	6 2				83 A	Troy	1 2	190 H	Kennesaw St.	2 1
21 A	Creighton	1 2				83 H	Troy	7 0	190 H	Kennesaw St.	4 3
21 A	Creighton	1 3				97 A	Samford	2 13	236 H	Ohio	15 6
21 A	Creighton	3 4							236 H	Ohio	7 2
									236 H	Ohio	1 2
									298 H	Alabama A&M	12 2
LAST 15 GAMES											
			144 H	Middle Tenn.	8 0	20 A	Rice	0 3			
			144 H	Middle Tenn.	5 2	20 A	Rice	6 2			
			144 H	Middle Tenn.	10 1	20 A	Rice	3 7			
			18 H	Southern Miss.	0 11						
			18 H	Southern Miss.	8 7						

Non-Div. I Games:

UAB

18	H	Southern Miss.	5	3
48	A	Alabama	6	7

U  
A  
B

U  
A  
B

UCF

Average RPI Win:		201	WON-LOST		WINNING		LAST 15		STRENGTH OF		OPP. STRENGTH		TEAM		ADJ		CONF.		ADJ CONF.				
Average RPI Loss:		71	RECORD		PCT. RANK		GAMES		SCHEDULE		OF SCHEDULE		RPI		RPI		RPI		RPI				
DIV. I ONLY			21-22-0		.48837 156		6-9-0		78		90		118		.51484 118		6		6				
DIV. I NON-CONF.			16-15-0		.51613 143		1-3-0		60		93		109		.52493 109		6		6				
TOTALS		RPI 1-25		RPI 26-50		W-L RECORDS		RPI 51-100		RPI 101-150		RPI 150+											
21-22-0		1-8-0		1-4-0		OVERALL		2-5-0		0-0-0		17-5-0											
15-8-0		0-2-0		0-4-0		HOME		1-0-0		0-0-0		14-2-0											
6-12-0		1-6-0		1-0-0		AWAY		1-4-0		0-0-0		3-2-0											
0-2-0		0-0-0		0-0-0		NEUTRAL		0-1-0		0-0-0		0-1-0											
16-15-0		1-8-0		1-1-0		NON-CONFERENCE		1-3-0		0-0-0		13-3-0											
13-4-0		0-2-0		0-1-0		HOME		1-0-0		0-0-0		12-1-0											
3-9-0		1-6-0		1-0-		AWAY		0-2-0		0-0-0		1-1-0											
0-2-0		0-0-0		0-0-0		NEUTRAL		0-1-0		0-0-0		0-1-0											
5-7-0		0-0-0		0-3-0		CONFERENCE		1-2-0		0-0-0		4-2-0											
2-4-0		0-0-0		0-3-0		HOME		0-0-0		0-0-0		2-1-0											
3-3-0		0-0-0		0-0-0		AWAY		1-2-0		0-0-0		2-1-0											
0-0-0		0-0-0		0-0-0		NEUTRAL		0-0-0		0-0-0		0-0-0											
RPI	S	Opponent		Score		RPI	S	Opponent		Score		RPI	S	Opponent		Score							
1	A	Florida		0	4	31	H	Tulane		1	4	60	A	Jacksonville		3	8	157	N	Texas St.		1	2
1	H	Florida		5	9	31	H	Tulane		0	6	64	A	North Florida		3	4	177	H	South Fla.		4	0
5	A	Miami (FL)		4	8	31	H	Tulane		3	4	64	H	North Florida		5	4	177	H	South Fla.		6	5
5	H	Miami (FL)		2	5	34	A	Fla. Atlantic		3	1	75	N	Michigan St.		2	6	177	H	South Fla.		4	6
6	A	Florida St.		4	5	34	H	Fla. Atlantic		0	5	78	A	Houston		0	1	199	A	Bethune-Cookman		3	17
6	A	Florida St.		2	7							78	A	Houston		3	4	199	H	Bethune-Cookman		12	7
20	A	Rice		2	0							78	A	Houston		2	1	221	A	Memphis		9	2
20	A	Rice		3	4													221	A	Memphis		1	6
20	A	Rice		10	13													221	A	Memphis		7	1
																		231	A	A&M-Corpus Christi		4	3
																		240	H	Siena		11	2
																		240	H	Siena		10	9
																		240	H	Siena		15	0
																		246	H	Cornell		8	3
																		246	H	Cornell		4	3
																		246	H	Cornell		16	0
																		259	H	Brown		5	15
																		259	H	Brown		6	4
																		259	H	Brown		2	0
																		272	H	LIU Brooklyn		5	2
																		272	H	LIU Brooklyn		4	3
																		272	H	LIU Brooklyn		12	7
LAST 15 GAMES																							
34	A	Fla. Atlantic		3	1	177	H	South Fla.		4	6	5	A	Miami (FL)		4	8						
31	H	Tulane		0	6	78	A	Houston		0	1												
31	H	Tulane		1	4																		
31	H	Tulane		3	4																		
64	A	North Florida		3	4																		

Non-Div. I Games:

UCF

177 H South Fla.	6	5
177 H South Fla.	4	0

Average RPI Win: 149		WON-LOST	WINNING	LAST 15	STRENGTH OF		OPP. STRENGTH	TEAM	ADJ		CONF.	ADJ CONF.
Average RPI Loss: 116		RECORD	PCT. RANK	GAMES	SCHEDULE		OF SCHEDULE	RPI	RPI		RPI	RPI
DIV. I ONLY		20-18-0	.52632	125	7-8-0		152	54	119		5	5
DIV. I NON-CONF.		14-10-0	.58333	97	4-3-0		226	62	136		5	5
TOTALS		RPI 1-25	RPI 26-50		W-L RECORDS		RPI 51-100		RPI 101-150		RPI 150+	
20-18-0		0-3-0	2-2-0		OVERALL		3-2-0		5-4-0		10-7-0	
9-9-0		0-0-0	2-2-0		HOME		2-1-0		1-2-0		4-4-0	
11-9-0		0-3-0	0-0-0		AWAY		1-1-0		4-2-0		6-3-0	
0-0-0		0-0-0	0-0-0		NEUTRAL		0-0-0		0-0-0		0-0-0	
14-10-0		0-0-0	0-1-0		NON-CONFERENCE		3-2-0		3-0-0		8-7-0	
6-6-0		0-0-0	0-1-0		HOME		2-1-0		0-0-0		4-4-0	
8-4-0		0-0-0	0-0-		AWAY		1-1-0		3-0-0		4-3-0	
0-0-0		0-0-0	0-0-0		NEUTRAL		0-0-0		0-0-0		0-0-0	
6-8-0		0-3-0	2-1-0		CONFERENCE		0-0-0		2-4-0		2-0-0	
3-3-0		0-0-0	2-1-0		HOME		0-0-0		1-2-0		0-0-0	
3-5-0		0-3-0	0-0-0		AWAY		0-0-0		1-2-0		2-0-0	
0-0-0		0-0-0	0-0-0		NEUTRAL		0-0-0		0-0-0		0-0-0	
RPI S	Opponent	Score	RPI S	Opponent	Score	RPI S	Opponent	Score	RPI S	Opponent	Score	
19 A	TCU	6 10	27 H	Oklahoma St.	5 4	62 H	Old Dominion	4 3	111 A	Oklahoma	6 12	
19 A	TCU	2 14	27 H	Oklahoma St.	4 3	62 H	Old Dominion	6 5	111 A	Oklahoma	0 1	
19 A	TCU	1 7	27 H	Oklahoma St.	1 8	62 H	Old Dominion	4 5	111 A	Oklahoma	12 7	
			33 H	Pittsburgh	1 4	91 A	Penn St.	4 5	140 A	UNLV	9 6	
						99 A	Marshall	5 4	140 A	UNLV	13 1	
									140 A	UNLV	9 4	
									150 H	Kansas St.	5 4	
									150 H	Kansas St.	6 8	
									150 H	Kansas St.	2 15	
									151 H	Furman	6 8	
									151 H	Furman	8 5	
									151 H	Furman	3 7	
									178 H	Eastern Mich.	5 1	
									184 H	Canisius	5 7	
									184 H	Canisius	0 9	
									185 A	Hawaii	1 4	
									185 A	Hawaii	4 1	
									185 A	Hawaii	2 6	
									185 A	Hawaii	9 2	
									191 A	Kansas	1 0	
									191 A	Kansas	11 6	
									211 H	Radford	6 2	
									242 H	Youngstown St.	13 3	
									248 A	Charleston So.	3 0	
									248 A	Charleston So.	5 0	
									248 A	Charleston So.	3 4	
			LAST 15 GAMES									
			111 A	Oklahoma	12 7	33 H	Pittsburgh	1 4				
			111 A	Oklahoma	6 12	151 H	Furman	8 5				
			111 A	Oklahoma	0 1	151 H	Furman	6 8				
			242 H	Youngstown St.	13 3							
			150 H	Kansas St.	5 4							

Non-Div. I Games:

West Virginia

150 H Kansas St.	2	15
150 H Kansas St.	6	8

W  
e  
s  
t  
V  
i  
r  
g  
i  
n  
i  
a

W  
e  
s  
t  
V  
i  
r  
g  
i  
n  
i  
a

Average RPI Win:	225	WON-LOST RECORD	WINNING PCT. RANK	LAST 15 GAMES		STRENGTH OF SCHEDULE	OPP. STRENGTH OF SCHEDULE	TEAM RPI	ADJ RPI	CONF. RPI	ADJ CONF. RPI					
DIV. I ONLY		20-15-0	.57143	99	10-5-0	174	238	120	.51406	120	24	24				
DIV. I NON-CONF.		12-11-0	.52174	133	4-2-0	177	209	142	.50267	142	27	27				
<hr/>																
TOTALS	RPI 1-25	RPI 26-50		W-L RECORDS		RPI 51-100		RPI 101-150		RPI 150+						
20-15-0	0-1-0	0-2-0		OVERALL		0-3-0		1-1-0		19-8-0						
4-6-0	0-0-0	0-0-0		HOME		0-1-0		0-1-0		4-4-0						
12-7-0	0-0-0	0-2-0		AWAY		0-1-0		1-0-0		11-4-0						
4-2-0	0-1-0	0-0-0		NEUTRAL		0-1-0		0-0-0		4-0-0						
12-11-0	0-1-0	0-2-0		NON-CONFERENCE		0-3-0		1-1-0		11-4-0						
3-4-0	0-0-0	0-0-0		HOME		0-1-0		0-1-0		3-2-0						
5-5-0	0-0-0	0-0-		AWAY		0-1-0		1-0-0		4-2-0						
4-2-0	0-1-0	0-0-0		NEUTRAL		0-1-0		0-0-0		4-0-0						
8-4-0	0-0-0	0-0-0		CONFERENCE		0-0-0		0-0-0		8-4-0						
1-2-0	0-0-0	0-0-0		HOME		0-0-0		0-0-0		1-2-0						
7-2-0	0-0-0	0-0-0		AWAY		0-0-0		0-0-0		7-2-0						
0-0-0	0-0-0	0-0-0		NEUTRAL		0-0-0		0-0-0		0-0-0						
RPI	S	Opponent	Score		RPI	S	Opponent	Score		RPI	S	Opponent	Score			
25	N	Michigan	1	5	34	A	Fla. Atlantic	1	4	73	A	Rutgers	1	11		
					34	A	Fla. Atlantic	0	1	73	H	Rutgers	4	6		
										75	N	Michigan St.	7	8		
												135	H	Sacred Heart	5	6
												145	A	Santa Clara	11	9
												153	A	Monmouth	7	3
												159	N	Utah Valley	6	5
												161	A	Richmond	6	5
												161	A	Richmond	2	4
												161	A	Richmond	7	3
												174	A	Delaware	9	4
												177	A	South Fla.	3	7
												177	A	South Fla.	3	13
												177	A	South Fla.	8	7
												184	H	Canisius	3	4
												184	H	Canisius	1	2
												195	H	Davidson	10	1
												195	H	Davidson	7	8
												195	H	Davidson	0	3
												245	H	Villanova	8	0
												245	H	Villanova	8	3
												250	N	Western Mich.	17	8
												260	A	Lafayette	9	4
												260	N	Central Mich.	5	2
												264	N	UC Davis	10	8
												268	A	Saint Louis	6	22
												268	A	Saint Louis	3	2
												268	A	Saint Louis	3	2
												279	A	Massachusetts	17	7
												279	A	Massachusetts	6	1
<hr/>																
LAST 15 GAMES																
268 A Saint Louis					6	22	153 A Monmouth					7	3			
268 A Saint Louis					3	2	73 H Rutgers					4	6			
268 A Saint Louis					3	2	73 A Rutgers					1	11			
174 A Delaware					9	4										
279 A Massachusetts					17	7										

**Non-Div. I Games:**

Saint Joseph's

279	A	Massachusetts	6	1
279	A	Massachusetts	3	1

RPI	S	Opponent	Score	
279	A	Massachusetts	3	1
281	H	Bucknell	6	5

Saint Joseph's

S  
a  
i  
n  
t  
J  
o  
s  
e  
p  
h  
'  
s

S  
a  
i  
n  
t  
J  
o  
s  
e  
p  
h  
'  
s



Average RPI Win: 158		WON-LOST	WINNING	LAST 15	STRENGTH OF		OPP. STRENGTH	TEAM	ADJ		CONF.	ADJ CONF.
Average RPI Loss: 96		RECORD	PCT. RANK	GAMES	SCHEDULE		OF SCHEDULE	RPI	RPI		RPI	RPI
DIV. I ONLY		25-17-0	.59524	84	10-5-0		197	30	121		.51402	121
DIV. I NON-CONF.		15-6-0	.71429	41	6-0-0		244	10	85		.53433	85
TOTALS		RPI 1-25	RPI 26-50		W-L RECORDS		RPI 51-100		RPI 101-150		RPI 150+	
25-17-0		2-6-0	0-0-0		OVERALL		3-2-0		7-4-0		13-5-0	
13-12-0		1-3-0	0-0-0		HOME		2-2-0		2-2-0		8-5-0	
12-5-0		1-3-0	0-0-0		AWAY		1-0-0		5-2-0		5-0-0	
0-0-0		0-0-0	0-0-0		NEUTRAL		0-0-0		0-0-0		0-0-0	
15-6-0		1-4-0	0-0-0		NON-CONFERENCE		2-0-0		2-0-0		10-2-0	
10-3-0		0-1-0	0-0-0		HOME		1-0-0		1-0-0		8-2-0	
5-3-0		1-3-0	0-0-		AWAY		1-0-0		1-0-0		2-0-0	
0-0-0		0-0-0	0-0-0		NEUTRAL		0-0-0		0-0-0		0-0-0	
10-11-0		1-2-0	0-0-0		CONFERENCE		1-2-0		5-4-0		3-3-0	
3-9-0		1-2-0	0-0-0		HOME		1-2-0		1-2-0		0-3-0	
7-2-0		0-0-0	0-0-0		AWAY		0-0-0		4-2-0		3-0-0	
0-0-0		0-0-0	0-0-0		NEUTRAL		0-0-0		0-0-0		0-0-0	
RPI S	Opponent	Score	RPI S	Opponent	Score	RPI S	Opponent	Score	RPI S	Opponent	Score	
13 H	La.-Lafayette	3 2				53 A	Col. of Charleston	13 10	105 A	Mercer	11 10	
13 H	La.-Lafayette	2 6				53 H	Col. of Charleston	10 6	105 H	Mercer	8 5	
13 H	La.-Lafayette	9 13				83 H	Troy	4 8	109 A	UT Arlington	6 0	
22 A	Georgia Tech	1 6				83 H	Troy	1 2	109 A	UT Arlington	10 6	
22 H	Georgia Tech	5 6				83 H	Troy	7 0	109 A	UT Arlington	0 4	
24 A	Georgia	5 3							110 H	Little Rock	8 17	
24 A	Georgia	1 4							110 H	Little Rock	2 3	
24 A	Georgia	1 5							110 H	Little Rock	3 2	
									124 A	Arkansas St.	9 7	
									124 A	Arkansas St.	5 6	
									124 A	Arkansas St.	8 3	
									157 H	Texas St.	3 7	
									157 H	Texas St.	3 4	
									157 H	Texas St.	3 4	
									190 A	Kennesaw St.	4 1	
									190 H	Kennesaw St.	10 9	
									211 H	Radford	3 2	
									211 H	Radford	1 2	
									211 H	Radford	6 3	
									211 H	Radford	10 2	
									220 A	The Citadel	7 5	
									220 H	The Citadel	10 2	
									221 H	Memphis	3 2	
									221 H	Memphis	5 0	
									221 H	Memphis	4 6	
									251 A	Appalachian St.	5 1	
									251 A	Appalachian St.	8 6	
			LAST 15 GAMES									
			190 A	Kennesaw St.	4 1	109 A	UT Arlington	6 0				
			110 H	Little Rock	8 17	109 A	UT Arlington	0 4				
			110 H	Little Rock	2 3	105 H	Mercer	8 5				
			110 H	Little Rock	3 2							
			220 A	The Citadel	7 5							

Non-Div. I Games:

Ga. Southern

220	H	The Citadel	10	2
109	A	UT Arlington	10	6

RPI	S	Opponent	Score	
251	A	Appalachian St.	13	3
287	H	Savannah St.	16	1

Average RPI Win: 166		WON-LOST	WINNING	LAST 15	STRENGTH OF		OPP. STRENGTH	TEAM	ADJ	CONF.	ADJ CONF.
Average RPI Loss: 100		RECORD	PCT. RANK	GAMES	SCHEDULE		OF SCHEDULE	RPI	RPI	RPI	RPI
DIV. I ONLY		23-16-0	.58974	88	11-4-0		198	92	122	.51399	122
DIV. I NON-CONF.		15-12-0	.55556	117	3-1-0		212	115	147	.501	147
TOTALS		RPI 1-25	RPI 26-50		W-L RECORDS		RPI 51-100		RPI 101-150		RPI 150+
23-16-0		0-0-0	0-1-0		OVERALL		6-7-0		6-7-0		11-1-0
13-5-0		0-0-0	0-0-0		HOME		2-1-0		3-3-0		8-1-0
8-8-0		0-0-0	0-0-0		AWAY		4-6-0		3-2-0		1-0-0
2-3-0		0-0-0	0-1-0		NEUTRAL		0-0-0		0-2-0		2-0-0
15-12-0		0-0-0	0-1-0		NON-CONFERENCE		1-3-0		6-7-0		8-1-0
8-4-0		0-0-0	0-0-0		HOME		0-0-0		3-3-0		5-1-0
5-5-0		0-0-0	0-0-		AWAY		1-3-0		3-2-0		1-0-0
2-3-0		0-0-0	0-1-0		NEUTRAL		0-0-0		0-2-0		2-0-0
8-4-0		0-0-0	0-0-0		CONFERENCE		5-4-0		0-0-0		3-0-0
5-1-0		0-0-0	0-0-0		HOME		2-1-0		0-0-0		3-0-0
3-3-0		0-0-0	0-0-0		AWAY		3-3-0		0-0-0		0-0-0
0-0-0		0-0-0	0-0-0		NEUTRAL		0-0-0		0-0-0		0-0-0
RPI S	Opponent	Score	RPI S	Opponent	Score	RPI S	Opponent	Score	RPI S	Opponent	Score
			38 N	Notre Dame	0 5	59 A	Cal St. Fullerton	3 8	103 A	Indiana St.	7 5
						59 A	Cal St. Fullerton	2 3	103 H	Indiana St.	1 5
						59 A	Cal St. Fullerton	1 6	103 H	Indiana St.	5 3
						73 A	Rutgers	9 2	106 N	Seton Hall	2 7
						73 A	Rutgers	2 3	106 N	Seton Hall	4 6
						73 A	Rutgers	1 7	114 H	Western Caro.	9 1
						75 A	Michigan St.	8 4	114 H	Western Caro.	1 4
						75 A	Michigan St.	0 9	114 H	Western Caro.	3 2
						75 A	Michigan St.	3 2	125 A	Cincinnati	7 3
						88 A	Evansville	7 6	125 H	Cincinnati	0 5
						92 H	Iowa	7 1	144 A	Middle Tenn.	4 5
						92 H	Iowa	8 2	144 A	Middle Tenn.	14 4
						92 H	Iowa	5 6	144 A	Middle Tenn.	2 3
									165 H	Ball St.	4 3
									171 A	Xavier	8 0
									234 H	Toledo	5 1
									234 H	Toledo	1 3
									234 H	Toledo	9 6
									234 H	Toledo	8 0
									243 N	Illinois St.	14 1
									262 H	Purdue	10 9
									262 H	Purdue	3 2
									262 H	Purdue	7 6
									280 H	Butler	27 1
									280 N	Butler	2 1
LAST 15 GAMES			38 N	Notre Dame	0 5	92 H	Iowa	7 1	262 H	Purdue	7 6
			75 A	Michigan St.	8 4	165 H	Ball St.	4 3	280 H	Butler	27 1
			75 A	Michigan St.	0 9	262 H	Purdue	7 6	280 N	Butler	2 1
			75 A	Michigan St.	3 2						
			171 A	Xavier	8 0						

Non-Div. I Games:

Indiana

92 H Iowa	5	6
92 H Iowa	8	2

I  
n  
d  
i  
a  
n  
a

I  
n  
d  
i  
a  
n  
a

Average RPI Win: 136		WON-LOST RECORD		WINNING PCT. RANK		LAST 15 GAMES		STRENGTH OF SCHEDULE		OPP. STRENGTH OF SCHEDULE		TEAM RPI		ADJ RPI		CONF. RPI		ADJ CONF. RPI	
DIV. I ONLY		19-22-0		.46341 179		8-7-0		53		76		123		.51336 123		3		3	
DIV. I NON-CONF.		12-11-0		.52174 133		3-0-0		53		104		122		.51844 122		4		4	
TOTALS		RPI 1-25		RPI 26-50		W-L RECORDS		RPI 51-100		RPI 101-150		RPI 150+							
19-22-0		0-3-0		2-1-0		OVERALL		4-12-0		5-2-0		8-4-0							
12-13-0		0-0-0		2-1-0		HOME		2-9-0		3-1-0		5-2-0							
7-9-0		0-3-0		0-0-0		AWAY		2-3-0		2-1-0		3-2-0							
0-0-0		0-0-0		0-0-0		NEUTRAL		0-0-0		0-0-0		0-0-0							
12-11-0		0-3-0		0-0-0		NON-CONFERENCE		2-5-0		3-1-0		7-2-0							
9-7-0		0-0-0		0-0-0		HOME		1-4-0		3-1-0		5-2-0							
3-4-0		0-3-0		0-0-		AWAY		1-1-0		0-0-0		2-0-0							
0-0-0		0-0-0		0-0-0		NEUTRAL		0-0-0		0-0-0		0-0-0							
7-11-0		0-0-0		2-1-0		CONFERENCE		2-7-0		2-1-0		1-2-0							
3-6-0		0-0-0		2-1-0		HOME		1-5-0		0-0-0		0-0-0							
4-5-0		0-0-0		0-0-0		AWAY		1-2-0		2-1-0		1-2-0							
0-0-0		0-0-0		0-0-0		NEUTRAL		0-0-0		0-0-0		0-0-0							
RPI S	Opponent		Score		RPI S	Opponent		Score		RPI S	Opponent		Score		RPI S	Opponent		Score	
7 A	Ole Miss		2	9	34 H	Fla. Atlantic		7	6	60 A	Jacksonville		3	2	106 H	Seton Hall		8	3
7 A	Ole Miss		5	16	34 H	Fla. Atlantic		1	9	60 A	Jacksonville		5	10	106 H	Seton Hall		5	1
7 A	Ole Miss		4	7	34 H	Fla. Atlantic		4	3	62 H	Old Dominion		11	12	106 H	Seton Hall		10	1
										62 H	Old Dominion		2	10	106 H	Seton Hall		1	2
										62 H	Old Dominion		1	11	138 A	UTSA		8	4
										65 A	Louisiana Tech		0	5	138 A	UTSA		0	6
										65 A	Louisiana Tech		1	6	138 A	UTSA		12	4
										65 A	Louisiana Tech		1	0	156 H	Stetson		5	8
										94 H	Loyola Marymount		4	8	160 A	Charlotte		3	4
										94 H	Loyola Marymount		3	10	160 A	Charlotte		8	5
										94 H	Loyola Marymount		6	0	160 A	Charlotte		2	6
										94 H	Loyola Marymount		4	5	177 A	South Fla.		6	5
										96 H	Missouri		6	7	199 A	Bethune-Cookman		21	8
										99 H	Marshall		4	5	199 H	Bethune-Cookman		4	3
										99 H	Marshall		10	5	208 H	Manhattan		5	2
										99 H	Marshall		5	6	208 H	Manhattan		6	7
															208 H	Manhattan		6	0
															208 H	Manhattan		8	4
															243 H	Illinois St.		11	6
LAST 15 GAMES																			
177 A	South Fla.		6	5	199 H	Bethune-Cookman		4	3										
34 H	Fla. Atlantic		1	9	62 H	Old Dominion		1	11										
34 H	Fla. Atlantic		4	3	62 H	Old Dominion		2	10										
34 H	Fla. Atlantic		7	6															
65 A	Louisiana Tech		0	5															

Non-Div. I Games: St. Thomas (FL) 6 1

FIU

65 A Louisiana Tech	1	6
65 A Louisiana Tech	1	0

F  
I  
U

F  
I  
U

Average RPI Win: 158		WON-LOST	WINNING	LAST 15	STRENGTH OF		OPP. STRENGTH	TEAM	ADJ	CONF.	ADJ CONF.
Average RPI Loss: 95		RECORD	PCT. RANK	GAMES	SCHEDULE		OF SCHEDULE	RPI	RPI	RPI	RPI
DIV. I ONLY		19-21-0	.475	171	6-9-0		72	117	124	.51334	124
DIV. I NON-CONF.		11-8-0	.57895	101	2-2-0		103	185	86	.53427	86
TOTALS		RPI 1-25	RPI 26-50		W-L RECORDS		RPI 51-100		RPI 101-150		RPI 150+
19-21-0		1-3-0	0-5-0		OVERALL		1-3-0		9-6-0		8-4-0
11-8-0		1-2-0	0-1-0		HOME		1-2-0		5-2-0		4-1-0
6-11-0		0-1-0	0-4-0		AWAY		0-1-0		4-3-0		2-2-0
2-2-0		0-0-0	0-0-0		NEUTRAL		0-0-0		0-1-0		2-1-0
11-8-0		0-1-0	0-2-0		NON-CONFERENCE		0-1-0		4-2-0		7-2-0
5-2-0		0-0-0	0-1-0		HOME		0-0-0		1-0-0		4-1-0
4-4-0		0-1-0	0-0-		AWAY		0-1-0		3-1-0		1-0-0
2-2-0		0-0-0	0-0-0		NEUTRAL		0-0-0		0-1-0		2-1-0
8-13-0		1-2-0	0-3-0		CONFERENCE		1-2-0		5-4-0		1-2-0
6-6-0		1-2-0	0-0-0		HOME		1-2-0		4-2-0		0-0-0
2-7-0		0-0-0	0-3-0		AWAY		0-0-0		1-2-0		1-2-0
0-0-0		0-0-0	0-0-0		NEUTRAL		0-0-0		0-0-0		0-0-0
RPI S	Opponent	Score	RPI S	Opponent	Score	RPI S	Opponent	Score	RPI S	Opponent	Score
7 A	Ole Miss	3 4	36 A	South Ala.	7 12	83 H	Troy	1 11	109 A	UT Arlington	0 2
13 H	La.-Lafayette	2 5	36 A	South Ala.	2 3	83 H	Troy	1 8	109 A	UT Arlington	8 11
13 H	La.-Lafayette	1 6	36 A	South Ala.	2 8	83 H	Troy	4 3	109 A	UT Arlington	4 0
13 H	La.-Lafayette	7 6	39 A	Southeast Mo. St.	2 4	93 A	Missouri St.	11 15	113 N	Morehead St.	1 2
			39 H	Southeast Mo. St.	8 13				117 A	UAB	5 2
									117 A	UAB	14 5
									117 A	UAB	0 5
									121 H	Ga. Southern	3 8
									121 H	Ga. Southern	6 5
									121 H	Ga. Southern	7 9
									129 A	Southern Ill.	7 1
									129 H	Southern Ill.	1 0
									148 H	La.-Monroe	5 4
									148 H	La.-Monroe	12 4
									148 H	La.-Monroe	8 1
									155 H	Milwaukee	2 9
									155 H	Milwaukee	7 4
									155 H	Milwaukee	13 3
									155 H	Milwaukee	8 1
									201 N	Omaha	3 4
									221 A	Memphis	11 5
									237 A	Georgia St.	4 5
									237 A	Georgia St.	11 1
									237 A	Georgia St.	6 14
									268 N	Saint Louis	9 2
									268 N	Saint Louis	5 4
									278 H	Ark.-Pine Bluff	8 3
			LAST 15 GAMES								
			278 H	Ark.-Pine Bluff	8 3	83 H	Troy	1 11			
			148 H	La.-Monroe	5 4	39 H	Southeast Mo. St.	8 13			
			148 H	La.-Monroe	12 4	36 A	South Ala.	2 3			
			148 H	La.-Monroe	8 1						
			129 A	Southern Ill.	7 1						

Non-Div. I Games:

Arkansas St.

83 H Troy	1	8
83 H Troy	4	3

A  
r  
k  
a  
n  
s  
a  
s  
s  
t  
.

A  
r  
k  
a  
n  
s  
a  
s  
s  
t  
.



Average RPI Win:	155	WON-LOST RECORD	WINNING PCT. RANK	LAST 15 GAMES	STRENGTH OF SCHEDULE	OPP. STRENGTH OF SCHEDULE	TEAM RPI	ADJ RPI	CONF. RPI	ADJ CONF. RPI				
Average RPI Loss:	86													
DIV. I ONLY		20-21-0	.4878	158	7-8-0	69	98	125	.51277	125	6	6		
DIV. I NON-CONF.		12-17-0	.41379	200	0-5-0	47	97	148	.50054	148	6	6		
<hr/>														
TOTALS	RPI 1-25	RPI 26-50		W-L RECORDS		RPI 51-100		RPI 101-150		RPI 150+				
20-21-0	1-5-0	2-3-0		OVERALL		2-6-0		2-1-0		13-6-0				
16-5-0	0-0-0	0-0-0		HOME		2-2-0		1-1-0		13-2-0				
4-9-0	1-4-0	2-2-0		AWAY		0-2-0		1-0-0		0-1-0				
0-7-0	0-1-0	0-1-0		NEUTRAL		0-2-0		0-0-0		0-3-0				
12-17-0	1-5-0	0-2-0		NON-CONFERENCE		0-5-0		2-1-0		9-4-0				
10-2-0	0-0-0	0-0-0		HOME		0-1-0		1-1-0		9-0-0				
2-8-0	1-4-0	0-0-		AWAY		0-2-0		1-0-0		0-1-0				
0-7-0	0-1-0	0-1-0		NEUTRAL		0-2-0		0-0-0		0-3-0				
8-4-0	0-0-0	2-1-0		CONFERENCE		2-1-0		0-0-0		4-2-0				
6-3-0	0-0-0	0-0-0		HOME		2-1-0		0-0-0		4-2-0				
2-1-0	0-0-0	2-1-0		AWAY		0-0-0		0-0-0		0-0-0				
0-0-0	0-0-0	0-0-0		NEUTRAL		0-0-0		0-0-0		0-0-0				
RPI	S	Opponent	Score		RPI	S	Opponent	Score		RPI	S	Opponent	Score	
7	N	Ole Miss	1	7	31	A	Tulane	2	1	55	A	Tennessee	1	7
10	A	Coastal Caro.	10	7	31	A	Tulane	0	1	63	H	UConn	3	2
17	A	LSU	0	4	31	A	Tulane	7	4	63	H	UConn	2	4
17	A	LSU	5	6	36	N	South Ala.	2	3	63	H	UConn	3	2
17	A	LSU	4	12	37	A	Kentucky	4	8	72	H	Wright St.	5	7
24	A	Georgia	6	7						72	N	Wright St.	1	6
										77	N	Western Ky.	2	5
										98	A	Ohio St.	0	9

Non-Div. I Games:

Cincinnati

31 A Tulane	0	1
31 A Tulane	2	1

Cincinnati

Cincinnati

Average RPI Win:	92	WON-LOST RECORD	WINNING PCT. RANK	LAST 15 GAMES	STRENGTH OF SCHEDULE	OPP. STRENGTH OF SCHEDULE	TEAM RPI	ADJ RPI	CONF. RPI	ADJ CONF. RPI	
DIV. I ONLY		18-21-0	.46154 181	6-9-0	90	22	126	.51232 126	4	4	
DIV. I NON-CONF.		11-12-0	.47826 158	2-2-0	28	17	102	.52674 102	3	3	
<hr/>											
TOTALS	RPI 1-25	RPI 26-50		W-L RECORDS	RPI 51-100		RPI 101-150		RPI 150+		
18-21-0	2-5-0	4-2-0		OVERALL	5-8-0		4-3-0		3-3-0		
12-9-0	1-1-0	4-2-0		HOME	2-2-0		4-2-0		1-2-0		
6-11-0	1-4-0	0-0-0		AWAY	3-5-0		0-1-0		2-1-0		
0-1-0	0-0-0	0-0-0		NEUTRAL	0-1-0		0-0-0		0-0-0		
11-12-0	2-5-0	2-1-0		NON-CONFERENCE	4-2-0		2-2-0		1-2-0		
8-7-0	1-1-0	2-1-0		HOME	2-2-0		2-1-0		1-2-0		
3-5-0	1-4-0	0-0-		AWAY	2-0-0		0-1-0		0-0-0		
0-0-0	0-0-0	0-0-0		NEUTRAL	0-0-0		0-0-0		0-0-0		
7-9-0	0-0-0	2-1-0		CONFERENCE	1-6-0		2-1-0		2-1-0		
4-2-0	0-0-0	2-1-0		HOME	0-0-0		2-1-0		0-0-0		
3-6-0	0-0-0	0-0-0		AWAY	1-5-0		0-0-0		2-1-0		
0-1-0	0-0-0	0-0-0		NEUTRAL	0-1-0		0-0-0		0-0-0		
RPI S	Opponent	Score	RPI S	Opponent	Score	RPI S	Opponent	Score	RPI S	Opponent	Score
9 A	UC Santa Barbara	2 5	30 H	Wake Forest	9 4	59 H	Cal St. Fullerton	3 2	107 H	UC Irvine	5 6
9 A	UC Santa Barbara	1 10	30 H	Wake Forest	4 5	63 H	UConn	4 5	111 H	Oklahoma	5 4
9 H	UC Santa Barbara	9 5	30 H	Wake Forest	2 1	69 A	Long Beach St.	7 4	112 A	Pepperdine	2 3
12 H	Mississippi St.	7 8	40 H	California	4 5	69 H	Long Beach St.	8 3	112 H	Pepperdine	6 5
19 A	TCU	11 12	40 H	California	18 5	70 N	UCLA	3 5	131 H	Utah	6 1
19 A	TCU	3 8	40 H	California	5 4	90 A	Stanford	1 0	131 H	Utah	8 14
19 A	TCU	16 6				90 A	Stanford	1 8	131 H	Utah	5 2
						90 A	Stanford	8 11	188 A	Washington St.	2 9
						94 A	Loyola Marymount	4 3	188 A	Washington St.	4 2
						94 H	Loyola Marymount	0 8	188 A	Washington St.	6 2
						100 A	Oregon	5 8	252 H	North Dakota	0 1
						100 A	Oregon	3 4	252 H	North Dakota	4 5
						100 A	Oregon	8 12	252 H	North Dakota	7 6
<hr/>											
LAST 15 GAMES											
107 H UC Irvine						5 6	100 A Oregon				3 4
188 A Washington St.						2 9	112 A Pepperdine				2 3
188 A Washington St.						6 2	131 H Utah				8 14
188 A Washington St.						4 2					
69 H Long Beach St.						8 3					

Non-Div. I Games:

Southern California

100 A Oregon	5	8
100 A Oregon	8	12

S  
o  
u  
t  
h  
e  
r  
n  
C  
a  
l  
i  
f  
o  
r  
n  
i  
a

S  
o  
u  
t  
h  
e  
r  
n  
C  
a  
l  
i  
f  
o  
r  
n  
i  
a

Average RPI Win:		197	WON-LOST RECORD		WINNING PCT. RANK		LAST 15 GAMES		STRENGTH OF SCHEDULE		OPP. STRENGTH OF SCHEDULE		TEAM RPI		ADJ RPI		CONF. RPI		ADJ CONF. RPI		
Average RPI Loss:		136																			
DIV. I ONLY			25-18-0		.5814 95		9-6-0		159		207		127		.51058 127		14		14		
DIV. I NON-CONF.			17-11-0		.60714 86		2-3-0		170		250		139		.50773 139		16		16		
TOTALS		RPI 1-25		RPI 26-50		W-L RECORDS		RPI 51-100		RPI 101-150		RPI 150+									
25-18-0		0-2-0		1-0-0		OVERALL		2-2-0		3-8-0		19-6-0									
16-8-0		0-0-0		1-0-0		HOME		1-0-0		1-3-0		13-5-0									
8-10-0		0-2-0		0-0-0		AWAY		1-2-0		2-5-0		5-1-0									
1-0-0		0-0-0		0-0-0		NEUTRAL		0-0-0		0-0-0		1-0-0									
17-11-0		0-2-0		1-0-0		NON-CONFERENCE		1-0-0		2-3-0		13-6-0									
13-5-0		0-0-0		1-0-0		HOME		1-0-0		1-0-0		10-5-0									
3-6-0		0-2-0		0-0-		AWAY		0-0-0		1-3-0		2-1-0									
1-0-0		0-0-0		0-0-0		NEUTRAL		0-0-0		0-0-0		1-0-0									
8-7-0		0-0-0		0-0-0		CONFERENCE		1-2-0		1-5-0		6-0-0									
3-3-0		0-0-0		0-0-0		HOME		0-0-0		0-3-0		3-0-0									
5-4-0		0-0-0		0-0-0		AWAY		1-2-0		1-2-0		3-0-0									
0-0-0		0-0-0		0-0-0		NEUTRAL		0-0-0		0-0-0		0-0-0									
RPI S	Opponent		Score		RPI S	Opponent		Score		RPI S	Opponent		Score		RPI S	Opponent		Score			
3 A	South Carolina		1	7	37 H	Kentucky		5	4	88 H	Evansville		7	5	105 A	Mercer		3	14		
11 A	Clemson		0	7						97 A	Samford		3	11	105 A	Mercer		7	12		
										97 A	Samford		0	6	105 A	Mercer		7	5		
										97 A	Samford		4	3	114 H	Western Caro.		4	14		
															114 H	Western Caro.		3	12		
															114 H	Western Caro.		1	9		
															128 A	Baylor		5	9		
															128 A	Baylor		0	4		
															134 A	Gardner-Webb		5	1		
															134 A	Gardner-Webb		3	5		
															134 H	Gardner-Webb		13	9		
															164 A	Winthrop		9	2		
															164 H	Winthrop		3	4		
															166 H	Stony Brook		9	8		
															172 A	Presbyterian		8	4		
															172 H	Presbyterian		5	6		
															219 H	Rider		12	4		
															220 H	The Citadel		10	9		
															220 H	The Citadel		10	8		
															220 H	The Citadel		10	5		
															230 A	VMI		10	7		
															230 A	VMI		5	3		
															230 A	VMI		12	4		
															235 A	USC Upstate		0	2		
															235 H	USC Upstate		6	3		
															236 H	Ohio		5	3		
															236 H	Ohio		2	16		
		LAST 15 GAMES																			
			248 N	Charleston So.	4	0			220 H	The Citadel	10	5			230 A	VMI	12	4			
			230 A	VMI	12	4			164 A	Winthrop	9	2			235 A	USC Upstate	0	2			
			230 A	VMI	10	7			97 A	Samford	0	6			235 H	USC Upstate	6	3			
			230 A	VMI	5	3									236 H	Ohio	5	3			
			164 H	Winthrop	3	4									236 H	Ohio	2	16			

Non-Div. I Games:

Wofford

220	H	The Citadel	10	8
220	H	The Citadel	10	9

RPI	S	Opponent	Score	
236	H	Ohio	6	3
236	H	Ohio	6	5
246	H	Cornell	2	6
246	H	Cornell	5	12
246	H	Cornell	5	1
248	N	Charleston So.	4	0
260	H	Lafayette	14	8
283	H	George Mason	11	6
285	H	UNC Asheville	8	5

Wofford

W  
o  
f  
f  
o  
r  
d

W  
o  
f  
f  
o  
r  
d

Average RPI Win: 112		WON-LOST	WINNING	LAST 15	STRENGTH OF		OPP. STRENGTH	TEAM	ADJ	CONF.	ADJ CONF.
Average RPI Loss: 93		RECORD	PCT. RANK	GAMES	SCHEDULE		OF SCHEDULE	RPI	RPI	RPI	RPI
DIV. I ONLY		18-22-0	.45	193	7-8-0		44	50	128	.51001	128
DIV. I NON-CONF.		13-12-0	.52	137	3-1-0		24	60	97	.531	97
TOTALS		RPI 1-25	RPI 26-50		W-L RECORDS		RPI 51-100		RPI 101-150		RPI 150+
18-22-0		1-2-0	4-6-0		OVERALL		2-3-0		6-7-0		5-4-0
13-14-0		1-2-0	3-5-0		HOME		0-1-0		4-2-0		5-4-0
5-8-0		0-0-0	1-1-0		AWAY		2-2-0		2-5-0		0-0-0
0-0-0		0-0-0	0-0-0		NEUTRAL		0-0-0		0-0-0		0-0-0
13-12-0		0-0-0	4-3-0		NON-CONFERENCE		2-3-0		4-3-0		3-3-0
10-8-0		0-0-0	3-2-0		HOME		0-1-0		4-2-0		3-3-0
3-4-0		0-0-0	1-0-		AWAY		2-2-0		0-1-0		0-0-0
0-0-0		0-0-0	0-0-0		NEUTRAL		0-0-0		0-0-0		0-0-0
5-10-0		1-2-0	0-3-0		CONFERENCE		0-0-0		2-4-0		2-1-0
3-6-0		1-2-0	0-3-0		HOME		0-0-0		0-0-0		2-1-0
2-4-0		0-0-0	0-0-0		AWAY		0-0-0		2-4-0		0-0-0
0-0-0		0-0-0	0-0-0		NEUTRAL		0-0-0		0-0-0		0-0-0
RPI S	Opponent	Score	RPI S	Opponent	Score	RPI S	Opponent	Score	RPI S	Opponent	Score
16 H	Texas Tech	0 5	27 H	Oklahoma St.	2 6	78 A	Houston	4 10	109 A	UT Arlington	3 6
16 H	Texas Tech	5 6	27 H	Oklahoma St.	1 3	78 A	Houston	2 11	109 H	UT Arlington	2 9
16 H	Texas Tech	4 3	27 H	Oklahoma St.	7 10	78 A	Houston	4 2	111 A	Oklahoma	6 7
			43 H	Washington	9 5	84 A	Sam Houston St.	5 1	111 A	Oklahoma	6 1
			43 H	Washington	1 7	84 H	Sam Houston St.	5 6	111 A	Oklahoma	3 4
			43 H	Washington	2 7				127 H	Wofford	9 5
			44 H	Lamar	6 3				127 H	Wofford	4 0
			47 A	Dallas Baptist	19 6				130 H	San Diego	6 3
			47 A	Dallas Baptist	3 5				130 H	San Diego	3 5
			47 H	Dallas Baptist	8 3				138 H	UTSA	5 4
									150 A	Kansas St.	7 11
									150 A	Kansas St.	4 10
									150 A	Kansas St.	7 5
									157 H	Texas St.	3 12
									166 H	Stony Brook	20 4
									166 H	Stony Brook	16 2
									166 H	Stony Brook	6 5
									175 H	New Mexico St.	4 7
									175 H	New Mexico St.	5 9
									191 H	Kansas	1 6
									191 H	Kansas	2 1
									191 H	Kansas	5 2
			LAST 15 GAMES								
			150 A	Kansas St.	4 10	44 H	Lamar	6 3			
			150 A	Kansas St.	7 11	111 A	Oklahoma	6 7			
			150 A	Kansas St.	7 5	111 A	Oklahoma	6 1			
			84 H	Sam Houston St.	5 6						
			27 H	Oklahoma St.	1 3						

Non-Div. I Games:

Baylor

27 H Oklahoma St.	7	10
27 H Oklahoma St.	2	6

B  
a  
y  
l  
o  
r

B  
a  
y  
l  
o  
r



[illegible]

**Non-Div. I Games:**

Southern Ill.

47 A Dallas Baptist	4	7
47 A Dallas Baptist	2	5

S  
o  
u  
t  
h  
e  
r  
n  
I  
l  
l  
.

S  
o  
u  
t  
h  
e  
r  
n  
I  
l  
l  
.

Average RPI Win:		127	WON-LOST RECORD		WINNING PCT. RANK		LAST 15 GAMES		STRENGTH OF SCHEDULE		OPP. STRENGTH OF SCHEDULE		TEAM RPI		ADJ RPI		CONF. RPI		ADJ CONF. RPI				
DIV. I ONLY			20-24-0		.45455	189	4-11-0		71		79		130		.50975		130	8		8			
DIV. I NON-CONF.			13-13-0		.5	144	1-4-0		67		74		117		.5199		117	8		8			
TOTALS		RPI 1-25		RPI 26-50		W-L RECORDS		RPI 51-100		RPI 101-150		RPI 150+											
20-24-0		0-4-0		2-4-0		OVERALL		4-5-0		8-8-0		6-3-0											
11-11-0		0-0-0		1-2-0		HOME		3-4-0		5-3-0		2-2-0											
6-12-0		0-3-0		1-2-0		AWAY		1-1-0		3-5-0		1-1-0											
3-1-0		0-1-0		0-0-0		NEUTRAL		0-0-0		0-0-0		3-0-0											
13-13-0		0-4-0		1-2-0		NON-CONFERENCE		2-1-0		4-3-0		6-3-0											
7-6-0		0-0-0		1-2-0		HOME		1-0-0		3-2-0		2-2-0											
3-6-0		0-3-0		0-0-		AWAY		1-1-0		1-1-0		1-1-0											
3-1-0		0-1-0		0-0-0		NEUTRAL		0-0-0		0-0-0		3-0-0											
7-11-0		0-0-0		1-2-0		CONFERENCE		2-4-0		4-5-0		0-0-0											
4-5-0		0-0-0		0-0-0		HOME		2-4-0		2-1-0		0-0-0											
3-6-0		0-0-0		1-2-0		AWAY		0-0-0		2-4-0		0-0-0											
0-0-0		0-0-0		0-0-0		NEUTRAL		0-0-0		0-0-0		0-0-0											
RPI	S	Opponent		Score		RPI	S	Opponent		Score		RPI	S	Opponent		Score		RPI	S	Opponent		Score	
9	N	UC Santa Barbara		3	9	31	H	Tulane		7	6	52	H	St. Mary's (CA)		0	9	107	H	UC Irvine		2	9
15	A	Vanderbilt		1	17	45	A	BYU		1	13	52	H	St. Mary's (CA)		4	0	112	A	Pepperdine		6	4
15	A	Vanderbilt		4	8	45	A	BYU		13	7	52	H	St. Mary's (CA)		1	9	112	A	Pepperdine		0	8
15	A	Vanderbilt		6	13	45	A	BYU		2	12	59	A	Cal St. Fullerton		2	4	112	A	Pepperdine		7	2
						49	H	Oregon St.		2	7	82	H	Nebraska		17	5	116	H	William & Mary		11	13
						49	H	Oregon St.		2	5	89	A	Arizona St.		6	3	116	H	William & Mary		9	3
												94	H	Loyola Marymount		5	1	116	H	William & Mary		7	3
												94	H	Loyola Marymount		5	8	128	A	Baylor		3	6
												94	H	Loyola Marymount		2	7	128	A	Baylor		5	3
																		133	A	San Francisco		2	8
																		133	A	San Francisco		6	7
																		133	A	San Francisco		3	13
																		140	H	UNLV		13	7
																		145	H	Santa Clara		7	1
																		145	H	Santa Clara		5	7
																		145	H	Santa Clara		9	4
																		175	N	New Mexico St.		10	1
																		175	N	New Mexico St.		5	1
																		183	A	San Diego St.		4	2
																		183	H	San Diego St.		3	7
																		183	N	San Diego St.		9	6
																		193	A	UC Riverside		2	3
																		193	H	UC Riverside		4	5
																		211	H	Columbia		21	5
																		211	H	Columbia		6	3
-----																							
TOTALS		RPI 1-25		RPI 26-50		W-L RECORDS		RPI 51-100		RPI 101-150		RPI 150+											
20-24-0		0-4-0		2-4-0		OVERALL		4-5-0		8-8-0		6-3-0											
11-11-0		0-0-0		1-2-0		HOME		3-4-0		5-3-0		2-2-0											
6-12-0		0-3-0		1-2-0		AWAY		1-1-0		3-5-0		1-1-0											
3-1-0		0-1-0		0-0-0		NEUTRAL		0-0-0		0-0-0		3-0-0											
13-13-0		0-4-0		1-2-0		NON-CONFERENCE		2-1-0		4-3-0		6-3-0											
7-6-0		0-0-0		1-2-0		HOME		1-0-0		3-2-0		2-2-0											
3-6-0		0-3-0		0-0-		AWAY		1-1-0		1-1-0		1-1-0											
3-1-0		0-1-0		0-0-0		NEUTRAL		0-0-0		0-0-0		3-0-0											
7-11-0		0-0-0		1-2-0		CONFERENCE		2-4-0		4-5-0		0-0-0											
4-5-0		0-0-0		0-0-0		HOME		2-4-0		2-1-0		0-0-0											
3-6-0		0-0-0		1-2-0		AWAY		0-0-0		2-4-0		0-0-0											
0-0-0		0-0-0		0-0-0		NEUTRAL		0-0-0		0-0-0		0-0-0											
RPI	S	Opponent		Score		RPI	S	Opponent		Score		RPI	S	Opponent		Score		RPI	S	Opponent		Score	
9	N	UC Santa Barbara		3	9	31	H	Tulane		7	6	52	H	St. Mary's (CA)		0	9	107	H	UC Irvine		2	9
15	A	Vanderbilt		1	17	45	A	BYU		1	13	52	H	St. Mary's (CA)		4	0	112	A	Pepperdine		6	4
15	A	Vanderbilt		4	8	45	A	BYU		13	7	52	H	St. Mary's (CA)		1	9	112	A	Pepperdine		0	8
15	A	Vanderbilt		6	13	45	A	BYU		2	12	59	A	Cal St. Fullerton		2	4	112	A	Pepperdine		7	2
						49	H	Oregon St.		2	7	82	H	Nebraska		17	5	116	H	William & Mary		11	13
						49	H	Oregon St.		2	5	89	A	Arizona St.		6	3	116	H	William & Mary		9	3
												94	H	Loyola Marymount		5	1	116	H	William & Mary		7	3
												94	H	Loyola Marymount		5	8	128	A	Baylor		3	6
												94	H	Loyola Marymount		2	7	128	A	Baylor		5	3
																		133	A	San Francisco		2	8
																		133	A	San Francisco		6	7
																		133	A	San Francisco		3	13
																		140	H	UNLV		13	7
																		145	H	Santa Clara		7	1
																		145	H	Santa Clara		5	7
																		145	H	Santa Clara		9	4
																		175	N	New Mexico St.		10	1
																		175	N	New Mexico St.		5	1
																		183	A	San Diego St.		4	2
																		183	H	San Diego St.		3	7
																		183	N	San Diego St.		9	6
																		193	A	UC Riverside		2	3
																		193	H	UC Riverside		4	5
																		211	H	Columbia		21	5
																		211	H	Columbia		6	3

Non-Div. I Games:

San Diego

145 H Santa Clara	5	7
145 H Santa Clara	7	1

S  
a  
n  
D  
i  
e  
g  
o

S  
a  
n  
D  
i  
e  
g  
o

Average RPI Win: 111		WON-LOST		WINNING		LAST 15		STRENGTH OF		OPP. STRENGTH		TEAM		ADJ		CONF.		ADJ CONF.	
Average RPI Loss: 114		RECORD		PCT. RANK		GAMES		SCHEDULE		OF SCHEDULE		RPI		RPI		RPI		RPI	
DIV. I ONLY		14-22-0		.38889		225		7-8-0		40		129		131		.50898		131	
DIV. I NON-CONF.		5-15-0		.25		266		2-4-0		119		191		249		.44586		249	
TOTALS		RPI 1-25		RPI 26-50		W-L RECORDS		RPI 51-100		RPI 101-150		RPI 150+							
14-22-0		0-0-0		4-7-0		OVERALL		4-3-0		1-4-0		5-8-0							
6-5-0		0-0-0		4-2-0		HOME		0-0-0		0-0-0		2-3-0							
6-11-0		0-0-0		0-2-0		AWAY		4-3-0		1-2-0		1-4-0							
2-6-0		0-0-0		0-3-0		NEUTRAL		0-0-0		0-2-0		2-1-0							
5-15-0		0-0-0		0-4-0		NON-CONFERENCE		0-1-0		0-2-0		5-8-0							
2-3-0		0-0-0		0-0-0		HOME		0-0-0		0-0-0		2-3-0							
1-7-0		0-0-0		0-0-		AWAY		0-1-0		0-0-0		1-4-0							
2-5-0		0-0-0		0-2-0		NEUTRAL		0-0-0		0-2-0		2-1-0							
9-7-0		0-0-0		4-3-0		CONFERENCE		4-2-0		1-2-0		0-0-0							
4-2-0		0-0-0		4-2-0		HOME		0-0-0		0-0-0		0-0-0							
5-4-0		0-0-0		0-0-0		AWAY		4-2-0		1-2-0		0-0-0							
0-1-0		0-0-0		0-1-0		NEUTRAL		0-0-0		0-0-0		0-0-0							
RPI	S	Opponent		Score		RPI	S	Opponent		Score		RPI	S	Opponent		Score			
				26	H	Arizona		7	6	52	A	St. Mary's (CA)	2	7	126	A	Southern California	2	5
				26	H	Arizona		4	2	89	A	Arizona St.	0	5	126	A	Southern California	14	8
				26	H	Arizona		6	3	89	A	Arizona St.	3	1	126	A	Southern California	1	6
				32	N	Minnesota		3	9	89	A	Arizona St.	16	7	150	N	Kansas St.	4	20
				32	N	Minnesota		1	6	100	A	Oregon	5	9	150	N	Kansas St.	2	9
				45	A	BYU		0	6	100	A	Oregon	4	1	159	A	Utah Valley	4	10
				45	A	BYU		3	14	100	A	Oregon	2	0	159	H	Utah Valley	6	7
				49	H	Oregon St.		4	10						159	H	Utah Valley	11	12
				49	H	Oregon St.		2	7						165	N	Ball St.	11	5
				49	H	Oregon St.		7	6						182	A	Houston Baptist	1	4
				49	N	Oregon St.		2	10						182	A	Houston Baptist	2	0
															182	A	Houston Baptist	1	2
															182	A	Houston Baptist	3	7
															191	N	Kansas	4	8
															191	N	Kansas	15	1
															193	H	UC Riverside	9	8
															193	H	UC Riverside	3	5
															193	H	UC Riverside	4	0
LAST 15 GAMES																			
				49	H	Oregon St.		7	6	45	A	BYU	3	14					
				49	H	Oregon St.		2	7	126	A	Southern California	14	8					
				49	H	Oregon St.		4	10	126	A	Southern California	1	6					
				159	H	Utah Valley		11	12										
				193	H	UC Riverside		3	5										

Non-Div. I Games:

Utah

193	H	UC Riverside	9	8
193	H	UC Riverside	4	0

U  
t  
a  
h

U  
t  
a  
h

Average RPI Win: 193		WON-LOST	WINNING	LAST 15	STRENGTH OF		OPP. STRENGTH	TEAM	ADJ		CONF.	ADJ CONF.						
Average RPI Loss: 169		RECORD	PCT. RANK	GAMES	SCHEDULE		OF SCHEDULE	RPI	RPI		RPI	RPI						
DIV. I ONLY		17-20-0	.45946	183	10-5-0		140	266	132		20	20						
DIV. I NON-CONF.		5-17-0	.22727	276	1-2-0		153	284	238		20	20						
<hr/>																		
TOTALS		RPI 1-25		RPI 26-50		W-L RECORDS		RPI 51-100		RPI 101-150		RPI 150+						
17-20-0		0-0-0		0-3-0		OVERALL		3-1-0		0-0-0		14-16-0						
7-0-0		0-0-0		0-0-0		HOME		3-0-0		0-0-0		4-0-0						
10-20-0		0-0-0		0-3-0		AWAY		0-1-0		0-0-0		10-16-0						
0-0-0		0-0-0		0-0-0		NEUTRAL		0-0-0		0-0-0		0-0-0						
5-17-0		0-0-0		0-3-0		NON-CONFERENCE		0-1-0		0-0-0		5-13-0						
1-0-0		0-0-0		0-0-0		HOME		0-0-0		0-0-0		1-0-0						
4-17-0		0-0-0		0-0-		AWAY		0-1-0		0-0-0		4-13-0						
0-0-0		0-0-0		0-0-0		NEUTRAL		0-0-0		0-0-0		0-0-0						
12-3-0		0-0-0		0-0-0		CONFERENCE		3-0-0		0-0-0		9-3-0						
6-0-0		0-0-0		0-0-0		HOME		3-0-0		0-0-0		3-0-0						
6-3-0		0-0-0		0-0-0		AWAY		0-0-0		0-0-0		6-3-0						
0-0-0		0-0-0		0-0-0		NEUTRAL		0-0-0		0-0-0		0-0-0						
RPI	S	Opponent		Score		RPI	S	Opponent		Score		RPI	S	Opponent		Score		
				42	A	UNCG	9	10	74	H	Hartford	5	3	174	A	Delaware	4	5
				42	A	UNCG	4	19	74	H	Hartford	10	9	174	A	Delaware	2	4
				42	A	UNCG	2	5	74	H	Hartford	12	1	174	A	Delaware	7	9
									91	A	Penn St.	2	5	174	A	Delaware	2	13
														180	H	Albany (NY)	9	4
														180	H	Albany (NY)	7	4
														180	H	Albany (NY)	8	6
														181	A	UMass Lowell	1	2
														181	A	UMass Lowell	7	8
														181	A	UMass Lowell	5	0
														182	A	Houston Baptist	4	11
														182	A	Houston Baptist	5	8
														182	A	Houston Baptist	3	4
														182	A	Houston Baptist	11	9
														202	A	Marist	1	6
														202	A	Marist	15	7
														206	A	UMBC	6	4
														206	A	UMBC	7	5
														206	A	UMBC	4	5
														225	A	Penn	0	1
														225	A	Penn	7	0
														225	A	Penn	2	6
														230	A	VMI	9	15
														230	A	VMI	1	2
														230	A	VMI	15	10
														246	A	Cornell	2	3
														267	A	Maine	8	1
				LAST 15 GAMES														
				206	A	UMBC	7	5	74	H	Hartford	5	3	230	A	VMI	9	15
				206	A	UMBC	6	4	246	A	Cornell	2	3	230	A	VMI	1	2
				206	A	UMBC	4	5	181	A	UMass Lowell	7	8	230	A	VMI	15	10
				202	A	Marist	1	6						246	A	Cornell	2	3
				202	A	Marist	15	7						267	A	Maine	8	1

Non-Div. I Games:

Binghamton

74	H	Hartford	10	9
74	H	Hartford	12	1

RPI	S	Opponent	Score	
267	A	Maine	2	0
267	A	Maine	6	1
281	H	Bucknell	14	2

Binghamton

B  
i  
n  
g  
h  
a  
m  
t  
o  
n

B  
i  
n  
g  
h  
a  
m  
t  
o  
n



Average RPI Win:	140	WON-LOST RECORD	WINNING PCT. RANK	LAST 15 GAMES	STRENGTH OF SCHEDULE	OPP. STRENGTH OF SCHEDULE	TEAM RPI	ADJ RPI	CONF. RPI	ADJ CONF. RPI		
DIV. I ONLY		16-26-0	.38095	230	8-7-0	75	84	133	.5078	133	8	8
DIV. I NON-CONF.		6-18-0	.25	266	1-2-0	44	67	178	.48518	178	8	8
<hr/>												
TOTALS	RPI 1-25	RPI 26-50		W-L RECORDS		RPI 51-100		RPI 101-150		RPI 150+		
16-26-0	0-4-0	1-4-0		OVERALL		3-7-0		6-4-0		6-7-0		
7-2-0	0-0-0	0-0-0		HOME		2-2-0		3-0-0		2-0-0		
7-20-0	0-4-0	1-4-0		AWAY		1-5-0		3-4-0		2-3-0		
2-4-0	0-0-0	0-0-0		NEUTRAL		0-0-0		0-0-0		2-4-0		
6-18-0	0-4-0	1-4-0		NON-CONFERENCE		0-4-0		0-1-0		5-5-0		
1-1-0	0-0-0	0-0-0		HOME		0-1-0		0-0-0		1-0-0		
3-13-0	0-4-0	1-0-		AWAY		0-3-0		0-1-0		2-1-0		
2-4-0	0-0-0	0-0-0		NEUTRAL		0-0-0		0-0-0		2-4-0		
10-8-0	0-0-0	0-0-0		CONFERENCE		3-3-0		6-3-0		1-2-0		
6-1-0	0-0-0	0-0-0		HOME		2-1-0		3-0-0		1-0-0		
4-7-0	0-0-0	0-0-0		AWAY		1-2-0		3-3-0		0-2-0		
0-0-0	0-0-0	0-0-0		NEUTRAL		0-0-0		0-0-0		0-0-0		
<hr/>												
RPI S	Opponent	Score		RPI S	Opponent	Score		RPI S	Opponent	Score		
9 A	UC Santa Barbara	2	8	40 A	California	4	5	51 H	Gonzaga	2	10	
9 A	UC Santa Barbara	3	7	40 A	California	5	7	51 H	Gonzaga	9	1	
9 A	UC Santa Barbara	5	6	49 A	Oregon St.	5	0	51 H	Gonzaga	5	3	
9 A	UC Santa Barbara	5	13	49 A	Oregon St.	5	8	56 H	New Mexico	3	12	
				49 A	Oregon St.	0	4	68 A	Cal Poly	6	7	
								68 A	Cal Poly	5	10	
								68 A	Cal Poly	1	2	
								94 A	Loyola Marymount	1	5	
								94 A	Loyola Marymount	4	13	
								94 A	Loyola Marymount	4	3	

Non-Div. I Games:

San Francisco

51 H Gonzaga	2	10
51 H Gonzaga	9	1

S  
a  
n  
F  
r  
a  
n  
c  
i  
s  
c  
o

S  
a  
n  
F  
r  
a  
n  
c  
i  
s  
c  
o

Average RPI Win:	215	WON-LOST RECORD	WINNING PCT. RANK	LAST 15 GAMES	STRENGTH OF SCHEDULE	OPP. STRENGTH OF SCHEDULE	TEAM RPI	ADJ RPI	CONF. RPI	ADJ CONF. RPI		
DIV. I ONLY		29-14-0	.67442	38	8-7-0	243	149	134	.50766	134	15	16
DIV. I NON-CONF.		21-7-0	.75	27	2-1-0	295	205	167	.49183	166	19	19
<hr/>												
TOTALS	RPI 1-25	RPI 26-50		W-L RECORDS		RPI 51-100		RPI 101-150		RPI 150+		
29-14-0	0-4-0	0-0-0		OVERALL		2-1-0		1-3-0		26-6-0		
26-5-0	0-0-0	0-0-0		HOME		2-1-0		1-1-0		23-3-0		
3-9-0	0-4-0	0-0-0		AWAY		0-0-0		0-2-0		3-3-0		
0-0-0	0-0-0	0-0-0		NEUTRAL		0-0-0		0-0-0		0-0-0		
21-7-0	0-1-0	0-0-0		NON-CONFERENCE		0-0-0		1-3-0		20-3-0		
19-3-0	0-0-0	0-0-0		HOME		0-0-0		1-1-0		18-2-0		
2-4-0	0-1-0	0-0-		AWAY		0-0-0		0-2-0		2-1-0		
0-0-0	0-0-0	0-0-0		NEUTRAL		0-0-0		0-0-0		0-0-0		
8-7-0	0-3-0	0-0-0		CONFERENCE		2-1-0		0-0-0		6-3-0		
7-2-0	0-0-0	0-0-0		HOME		2-1-0		0-0-0		5-1-0		
1-5-0	0-3-0	0-0-0		AWAY		0-0-0		0-0-0		1-2-0		
0-0-0	0-0-0	0-0-0		NEUTRAL		0-0-0		0-0-0		0-0-0		
RPI	S	Opponent	Score	RPI	S	Opponent	Score	RPI	S	Opponent	Score	
10	A	Coastal Caro.	4 16					114	A	Western Caro.	14 16	
10	A	Coastal Caro.	6 10					127	A	Wofford	9 13	
10	A	Coastal Caro.	4 10					127	H	Wofford	5 3	
14	A	North Carolina	5 11					127	H	Wofford	1 5	
								151	A	Furman	2 1	
								151	H	Furman	6 3	
								160	H	Charlotte	8 4	
								163	A	Campbell	4 17	
								163	A	Campbell	5 0	
								163	A	Campbell	4 10	
								172	H	Presbyterian	0 3	
								172	H	Presbyterian	3 1	
								172	H	Presbyterian	14 0	
								200	H	James Madison	8 2	
								200	H	James Madison	5 4	
								200	H	James Madison	7 6	
								219	H	Rider	3 2	
								219	H	Rider	8 2	
								219	H	Rider	6 1	
								219	H	Rider	6 2	
								235	A	USC Upstate	4 7	
								235	H	USC Upstate	0 3	
				LAST 15 GAMES								
				248	H	Charleston So.	5 2	235	A	USC Upstate	4 7	
				248	H	Charleston So.	21 2	163	A	Campbell	5 0	
				248	H	Charleston So.	1 0	163	A	Campbell	4 17	
				160	H	Charlotte	8 4					
				54	H	High Point	2 5					
								248	H	Charleston So.	21 2	
								248	H	Charleston So.	5 2	
								248	H	Charleston So.	1 0	
								260	H	Lafayette	6 7	
								273	H	Iona	3 2	

Non-Div. I Games:

Gardner-Webb

54	H	High Point	3	1
54	H	High Point	9	0

RPI	S	Opponent	Score	
273	H	Iona	11	1
273	H	Iona	9	8
273	H	Iona	4	2
286	A	N.C. A&T	1	0
286	H	N.C. A&T	10	6
290	H	Delaware St.	7	6
290	H	Delaware St.	8	0
290	H	Delaware St.	7	1
290	H	Delaware St.	9	0

Gardner-Webb

Gardner-Webb

Gardner-Webb

Average RPI Win: 232		WON-LOST RECORD		WINNING PCT. RANK		LAST 15 GAMES		STRENGTH OF SCHEDULE		OPP. STRENGTH OF SCHEDULE		TEAM RPI		ADJ RPI		CONF. RPI		ADJ CONF. RPI	
Average RPI Loss: 166																			
DIV. I ONLY		21-16-0		.56757 103		9-6-0		230		244		135		.50717 135		28		28	
DIV. I NON-CONF.		9-13-0		.40909 205		3-3-0		246		197		192		.47823 192		28		28	
TOTALS		RPI 1-25		RPI 26-50		W-L RECORDS		RPI 51-100		RPI 101-150		RPI 150+							
21-16-0		0-3-0		0-0-0		OVERALL		0-0-0		1-3-0		20-10-0							
8-2-0		0-0-0		0-0-0		HOME		0-0-0		0-0-0		8-2-0							
13-14-0		0-3-0		0-0-0		AWAY		0-0-0		1-3-0		12-8-0							
0-0-0		0-0-0		0-0-0		NEUTRAL		0-0-0		0-0-0		0-0-0							
9-13-0		0-3-0		0-0-0		NON-CONFERENCE		0-0-0		1-3-0		8-7-0							
3-0-0		0-0-0		0-0-0		HOME		0-0-0		0-0-0		3-0-0							
6-13-0		0-3-0		0-0-		AWAY		0-0-0		1-3-0		5-7-0							
0-0-0		0-0-0		0-0-0		NEUTRAL		0-0-0		0-0-0		0-0-0							
12-3-0		0-0-0		0-0-0		CONFERENCE		0-0-0		0-0-0		12-3-0							
5-2-0		0-0-0		0-0-0		HOME		0-0-0		0-0-0		5-2-0							
7-1-0		0-0-0		0-0-0		AWAY		0-0-0		0-0-0		7-1-0							
0-0-0		0-0-0		0-0-0		NEUTRAL		0-0-0		0-0-0		0-0-0							
RPI	S	Opponent		Score		RPI	S	Opponent		Score		RPI	S	Opponent		Score			
13	A	La.-Lafayette		0	8							120	A	Saint Joseph's		6	5		
13	A	La.-Lafayette		0	4							142	A	SFA		5	7		
13	A	La.-Lafayette		3	9							142	A	SFA		11	13		
												142	A	SFA		1	15		
												166	A	Stony Brook		2	4		
												196	A	Fairfield		4	5		
												196	H	Fairfield		9	8		
												197	H	Fordham		2	1		
												204	A	Yale		9	0		
												204	H	Yale		7	0		
												214	A	Nicholls St.		0	5		
												214	A	Nicholls St.		7	8		
												214	A	Nicholls St.		7	5		
												216	H	Central Conn. St.		4	11		
												216	H	Central Conn. St.		3	2		
												216	H	Central Conn. St.		7	4		
												216	H	Central Conn. St.		5	4		
												219	A	Rider		1	4		
												219	A	Rider		7	4		
												219	A	Rider		2	4		
												245	A	Villanova		2	3		
												245	A	Villanova		2	0		
												249	A	Fairleigh Dickinson		6	5		
												249	A	Fairleigh Dickinson		3	0		
												249	A	Fairleigh Dickinson		8	7		
												249	A	Fairleigh Dickinson		5	7		
												249	H	Fairleigh Dickinson		2	0		
				LAST 15 GAMES															
				196	A	Fairfield		4	5	216	H	Central Conn. St.		5	4				
				249	A	Fairleigh Dickinson		5	7	216	H	Central Conn. St.		3	2				
				249	A	Fairleigh Dickinson		3	0	216	H	Central Conn. St.		4	11				
				249	A	Fairleigh Dickinson		6	5										
				249	A	Fairleigh Dickinson		8	7										

Non-Div. I Games:

Sacred Heart

196	H	Fairfield	9	8
216	H	Central Conn. St.	7	4

RPI	S	Opponent	Score	
249	H	Fairleigh Dickinson	9	6
249	H	Fairleigh Dickinson	4	5
272	A	LIU Brooklyn	11	0
272	A	LIU Brooklyn	8	0
272	A	LIU Brooklyn	5	0
272	A	LIU Brooklyn	5	2
292	A	Alcorn	16	3

Sacred Heart

S  
a  
c  
r  
e  
d  
H  
e  
a  
r  
t

S  
a  
c  
r  
e  
d  
H  
e  
a  
r  
t

Average RPI Win: 202		WON-LOST	WINNING	LAST 15	STRENGTH OF		OPP. STRENGTH	TEAM	ADJ	CONF.	ADJ CONF.
Average RPI Loss: 131		RECORD	PCT. RANK	GAMES	SCHEDULE		OF SCHEDULE	RPI	RPI	RPI	RPI
DIV. I ONLY		17-20-0	.45946	183	8-7-0		119	214	136	.50708	136
DIV. I NON-CONF.		8-16-0	.33333	235	2-4-0		147	125	175	.48564	175
TOTALS		RPI 1-25	RPI 26-50		W-L RECORDS		RPI 51-100		RPI 101-150		RPI 150+
17-20-0		0-3-0	0-1-0		OVERALL		3-5-0		0-1-0		14-10-0
6-4-0		0-0-0	0-1-0		HOME		2-1-0		0-0-0		4-2-0
10-15-0		0-3-0	0-0-0		AWAY		1-4-0		0-0-0		9-8-0
1-1-0		0-0-0	0-0-0		NEUTRAL		0-0-0		0-1-0		1-0-0
8-16-0		0-3-0	0-1-0		NON-CONFERENCE		1-4-0		0-1-0		7-7-0
1-3-0		0-0-0	0-1-0		HOME		0-0-0		0-0-0		1-2-0
7-12-0		0-3-0	0-0-		AWAY		1-4-0		0-0-0		6-5-0
0-1-0		0-0-0	0-0-0		NEUTRAL		0-0-0		0-1-0		0-0-0
9-4-0		0-0-0	0-0-0		CONFERENCE		2-1-0		0-0-0		7-3-0
5-1-0		0-0-0	0-0-0		HOME		2-1-0		0-0-0		3-0-0
3-3-0		0-0-0	0-0-0		AWAY		0-0-0		0-0-0		3-3-0
1-0-0		0-0-0	0-0-0		NEUTRAL		0-0-0		0-0-0		1-0-0
RPI S	Opponent	Score	RPI S	Opponent	Score	RPI S	Opponent	Score	RPI S	Opponent	Score
6 A	Florida St.	1 19	35 H	Bryant	5 6	57 A	Maryland	0 1	103 N	Indiana St.	2 8
6 A	Florida St.	4 23				57 A	Maryland	2 1	163 A	Campbell	7 6
6 A	Florida St.	1 8				57 A	Maryland	10 13	164 A	Winthrop	4 8
						74 A	Hartford	13 14	164 A	Winthrop	11 7
						86 H	VCU	5 1	164 A	Winthrop	7 8
						86 H	VCU	7 3	176 A	Holy Cross	3 5
						86 H	VCU	3 7	187 H	Northeastern	2 6
						91 A	Penn St.	3 5	195 N	Davidson	13 4
									197 A	Fordham	3 1
									197 A	Fordham	2 4
									197 A	Fordham	0 8
									216 H	Central Conn. St.	5 1
									217 H	Quinnipiac	1 2
									232 H	St. Bonaventure	3 1
									232 H	St. Bonaventure	6 3
									232 H	St. Bonaventure	4 1
									241 A	Towson	9 4
									241 A	Towson	1 7
									241 A	Towson	7 2
									259 A	Brown	10 6
									267 A	Maine	0 1
									267 A	Maine	6 4
									283 A	George Mason	5 2
									283 A	George Mason	1 2
									283 A	George Mason	4 3
LAST 15 GAMES			LAST 15 GAMES			LAST 15 GAMES			LAST 15 GAMES		
267 A	Maine	0 1	197 A	Fordham	2 4	267 A	Maine	6 4	197 A	Fordham	0 8
267 A	Maine	6 4	197 A	Fordham	3 1	267 A	Maine	6 4	197 A	Fordham	3 1
232 H	St. Bonaventure	6 3	232 H	St. Bonaventure	3 1	232 H	St. Bonaventure	4 1	232 H	St. Bonaventure	4 1
232 H	St. Bonaventure	3 1	232 H	St. Bonaventure	4 1	232 H	St. Bonaventure	4 1	232 H	St. Bonaventure	4 1
232 H	St. Bonaventure	4 1	232 H	St. Bonaventure	4 1	232 H	St. Bonaventure	4 1	232 H	St. Bonaventure	4 1

Non-Div. I Games:

Rhode Island

217	H	Quinnipiac	1	2
74	A	Hartford	13	14

R  
h  
o  
d  
e  
I  
s  
l  
a  
n  
d

R  
h  
o  
d  
e  
I  
s  
l  
a  
n  
d



Average RPI Win:	189	WON-LOST	WINNING	LAST 15	STRENGTH OF	OPP. STRENGTH	TEAM	ADJ	CONF.	ADJ CONF.			
Average RPI Loss:	146	RECORD	PCT. RANK	GAMES	SCHEDULE	OF SCHEDULE	RPI	RPI	RPI	RPI			
DIV. I ONLY	16-14-0	.53333	122	9-5-0	247	155	137	.50585	137	18	18		
DIV. I NON-CONF.	8-9-0	.47059	167	2-0-0	182	117	108	.52531	108	13	13		
<hr/>													
TOTALS	RPI 1-25	RPI 26-50		W-L RECORDS		RPI 51-100		RPI 101-150		RPI 150+			
16-14-0	0-0-0	0-0-0		OVERALL		2-3-0		2-5-0		12-6-0			
3-2-0	0-0-0	0-0-0		HOME		1-2-0		0-0-0		2-0-0			
12-12-0	0-0-0	0-0-0		AWAY		1-1-0		2-5-0		9-6-0			
1-0-0	0-0-0	0-0-0		NEUTRAL		0-0-0		0-0-0		1-0-0			
<hr/>													
8-9-0	0-0-0	0-0-0		NON-CONFERENCE		1-1-0		2-5-0		5-3-0			
0-0-0	0-0-0	0-0-0		HOME		0-0-0		0-0-0		0-0-0			
7-9-0	0-0-0	0-0-		AWAY		1-1-0		2-5-0		4-3-0			
1-0-0	0-0-0	0-0-0		NEUTRAL		0-0-0		0-0-0		1-0-0			
<hr/>													
8-5-0	0-0-0	0-0-0		CONFERENCE		1-2-0		0-0-0		7-3-0			
3-2-0	0-0-0	0-0-0		HOME		1-2-0		0-0-0		2-0-0			
5-3-0	0-0-0	0-0-0		AWAY		0-0-0		0-0-0		5-3-0			
0-0-0	0-0-0	0-0-0		NEUTRAL		0-0-0		0-0-0		0-0-0			
<hr/>													
RPI	S	Opponent	Score	RPI	S	Opponent	Score	RPI	S	Opponent	Score		
								75	A	Michigan St.	3	1	
								79	A	Fresno St.	10	11	
								80	H	Valparaiso	0	11	
								80	H	Valparaiso	5	3	
								80	H	Valparaiso	4	10	
								104	A	Seattle	1	10	
								104	A	Seattle	5	4	
								104	A	Seattle	1	7	
								104	A	Seattle	0	2	
								112	A	Pepperdine	5	12	
								112	A	Pepperdine	7	3	
								112	A	Pepperdine	2	8	
								178	A	Eastern Mich.	7	4	
								178	N	Eastern Mich.	11	3	
								179	A	Portland	7	10	
								179	A	Portland	3	6	
								179	A	Portland	14	4	
								179	A	Portland	4	0	
								203	A	Ill.-Chicago	0	6	
								203	A	Ill.-Chicago	0	3	
				203	A	Ill.-Chicago	5	4					
				242	A	Youngstown St.	9	1					
				242	A	Youngstown St.	2	7					
				247	A	Northern Ky.	12	4					
				247	A	Northern Ky.	6	1					
				247	A	Northern Ky.	6	3					
				247	H	Northern Ky.	5	3					
				247	H	Northern Ky.	4	3					
				256	A	Dayton	6	4					
				256	A	Dayton	0	3					
<hr/>													
				LAST 15 GAMES									
				242	A	Youngstown St.	9	1	178	A	Eastern Mich.	7	4
				242	A	Youngstown St.	2	7	75	A	Michigan St.	3	1
				247	H	Northern Ky.	5	3	247	A	Northern Ky.	6	1
				247	H	Northern Ky.	4	3					
				80	H	Valparaiso	5	3					

Non-Div. I Games: Olivet 17 0

Oakland

80 H Valparaiso	0	11
80 H Valparaiso	4	10

O  
a  
k  
l  
a  
n  
d

O  
a  
k  
l  
a  
n  
d



62	A	Old Dominion	2	5
269	H	Incarnate Word	2	5

Average RPI Win:		203	WON-LOST RECORD		WINNING PCT. RANK		LAST 15 GAMES		STRENGTH OF SCHEDULE		OPP. STRENGTH OF SCHEDULE		TEAM RPI		ADJ RPI		CONF. RPI		ADJ CONF. RPI	
DIV. I ONLY			23-15-0		.60526 78		10-5-0		251		109		139		.50541 139		26		26	
DIV. I NON-CONF.			11-12-0		.47826 158		1-2-0		55		11		82		.53664 82		26		26	
TOTALS		RPI 1-25		RPI 26-50		W-L RECORDS		RPI 51-100		RPI 101-150		RPI 150+								
23-15-0		1-2-0		1-3-0		OVERALL		1-5-0		5-1-0		15-4-0								
14-4-0		0-0-0		0-0-0		HOME		1-4-0		2-0-0		11-0-0								
8-11-0		1-2-0		1-3-0		AWAY		0-1-0		3-1-0		3-4-0								
1-0-0		0-0-0		0-0-0		NEUTRAL		0-0-0		0-0-0		1-0-0								
11-12-0		1-2-0		1-3-0		NON-CONFERENCE		1-5-0		5-1-0		3-1-0								
5-4-0		0-0-0		0-0-0		HOME		1-4-0		2-0-0		2-0-0								
5-8-0		1-2-0		1-0-		AWAY		0-1-0		3-1-0		0-1-0								
1-0-0		0-0-0		0-0-0		NEUTRAL		0-0-0		0-0-0		1-0-0								
12-3-0		0-0-0		0-0-0		CONFERENCE		0-0-0		0-0-0		12-3-0								
9-0-0		0-0-0		0-0-0		HOME		0-0-0		0-0-0		9-0-0								
3-3-0		0-0-0		0-0-0		AWAY		0-0-0		0-0-0		3-3-0								
0-0-0		0-0-0		0-0-0		NEUTRAL		0-0-0		0-0-0		0-0-0								
RPI	S	Opponent		Score		RPI	S	Opponent		Score		RPI	S	Opponent		Score				
17	A	LSU		0 6		26	A	Arizona		1 3		56	H	New Mexico		0 1				
17	A	LSU		1 11		26	A	Arizona		4 8		56	H	New Mexico		3 12				
17	A	LSU		5 4		26	A	Arizona		1 23		68	H	Cal Poly		0 4				
						41	A	Northwestern St.		4 2		68	H	Cal Poly		4 6				
												68	H	Cal Poly		3 2				
												79	A	Fresno St.		5 7				

Non-Div. I Games: William Jessup 6 1

Sacramento St.

291 H Chicago St.	10	0
291 H Chicago St.	5	4

S  
a  
c  
r  
a  
m  
e  
n  
t  
o  
s  
t  
.

S  
a  
c  
r  
a  
m  
e  
n  
t  
o  
s  
t  
.

UNLV

Average RPI Win: 130		WON-LOST RECORD		WINNING PCT. RANK		LAST 15 GAMES		STRENGTH OF SCHEDULE		OPP. STRENGTH OF SCHEDULE		TEAM RPI		ADJ RPI		CONF. RPI		ADJ CONF. RPI	
DIV. I ONLY		17-23-0		.425 204		8-7-0		84		112		140		.50387 140		13		13	
DIV. I NON-CONF.		9-13-0		.40909 205		3-4-0		27		108		118		.51964 118		9		9	
TOTALS		RPI 1-25		RPI 26-50		W-L RECORDS		RPI 51-100		RPI 101-150		RPI 150+							
17-23-0		1-1-0		0-0-0		OVERALL		6-8-0		1-10-0		9-4-0							
8-11-0		1-1-0		0-0-0		HOME		2-2-0		0-6-0		5-2-0							
9-12-0		0-0-0		0-0-0		AWAY		4-6-0		1-4-0		4-2-0							
0-0-0		0-0-0		0-0-0		NEUTRAL		0-0-0		0-0-0		0-0-0							
9-13-0		1-1-0		0-0-0		NON-CONFERENCE		4-4-0		1-7-0		3-1-0							
3-7-0		1-1-0		0-0-0		HOME		2-2-0		0-3-0		0-1-0							
6-6-0		0-0-0		0-0-		AWAY		2-2-0		1-4-0		3-0-0							
0-0-0		0-0-0		0-0-0		NEUTRAL		0-0-0		0-0-0		0-0-0							
8-10-0		0-0-0		0-0-0		CONFERENCE		2-4-0		0-3-0		6-3-0							
5-4-0		0-0-0		0-0-0		HOME		0-0-0		0-3-0		5-1-0							
3-6-0		0-0-0		0-0-0		AWAY		2-4-0		0-0-0		1-2-0							
0-0-0		0-0-0		0-0-0		NEUTRAL		0-0-0		0-0-0		0-0-0							
RPI S	Opponent	Score		RPI S	Opponent	Score		RPI S	Opponent	Score		RPI S	Opponent	Score					
16 H	Texas Tech	6	14					56 A	New Mexico	3	15	102 A	Texas	2	11				
16 H	Texas Tech	8	5					56 A	New Mexico	6	5	102 A	Texas	0	7				
								56 A	New Mexico	5	10	102 A	Texas	4	3				
								59 A	Cal St. Fullerton	2	0	107 A	UC Irvine	2	15				
								59 A	Cal St. Fullerton	0	6	119 H	West Virginia	1	13				
								59 A	Cal St. Fullerton	4	12	119 H	West Virginia	6	9				
								79 A	Fresno St.	2	6	119 H	West Virginia	4	9				
								79 A	Fresno St.	4	2	130 A	San Diego	7	13				
								79 A	Fresno St.	3	4	141 H	Nevada	4	7				
								89 A	Arizona St.	11	7	141 H	Nevada	5	6				
								98 H	Ohio St.	8	7	141 H	Nevada	5	7				
								98 H	Ohio St.	3	20	158 A	Grand Canyon	7	2				
								98 H	Ohio St.	5	2	158 H	Grand Canyon	8	10				
								98 H	Ohio St.	7	8	173 H	Air Force	7	2				
												173 H	Air Force	7	6				
												173 H	Air Force	1	0				
												183 A	San Diego St.	7	9				
												183 A	San Diego St.	7	6				
												183 A	San Diego St.	2	4				
												186 H	San Jose St.	2	1				
												186 H	San Jose St.	6	11				
												186 H	San Jose St.	4	2				
												193 A	UC Riverside	4	2				
												193 A	UC Riverside	5	4				
				LAST 15 GAMES															
				107 A	UC Irvine	2	15	173 H	Air Force	1	0								
				59 A	Cal St. Fullerton	2	0	130 A	San Diego	7	13								
				59 A	Cal St. Fullerton	0	6	183 A	San Diego St.	2	4								
				59 A	Cal St. Fullerton	4	12												
				89 A	Arizona St.	11	7												

Non-Div. I Games:

UNLV

173 H Air Force	7	6
173 H Air Force	7	2

U  
N  
L  
V

U  
N  
L  
V



Average RPI Win: 171		WON-LOST	WINNING	LAST 15	STRENGTH OF	OPP. STRENGTH	TEAM	ADJ	CONF.	ADJ CONF.								
Average RPI Loss: 120		RECORD	PCT. RANK	GAMES	SCHEDULE	OF SCHEDULE	RPI	RPI	RPI	RPI								
DIV. I ONLY		19-20-0	.48718	163	6-8-0	125	199	141	.50355	141	13	13						
DIV. I NON-CONF.		10-12-0	.45455	175	3-4-0	192	218	182	.48491	181	9	9						
<hr/>																		
TOTALS		RPI 1-25	RPI 26-50		W-L RECORDS	RPI 51-100		RPI 101-150		RPI 150+								
19-20-0	0-1-0	0-0-0		OVERALL	2-7-0		4-5-0		13-7-0									
9-6-0	0-0-0	0-0-0		HOME	1-3-0		1-1-0		7-2-0									
8-12-0	0-1-0	0-0-0		AWAY	1-4-0		3-4-0		4-3-0									
2-2-0	0-0-0	0-0-0		NEUTRAL	0-0-0		0-0-0		2-2-0									
<hr/>																		
10-12-0	0-1-0	0-0-0		NON-CONFERENCE	1-2-0		1-5-0		8-4-0									
4-3-0	0-0-0	0-0-0		HOME	0-1-0		1-1-0		3-1-0									
4-7-0	0-1-0	0-0-		AWAY	1-1-0		0-4-0		3-1-0									
2-2-0	0-0-0	0-0-0		NEUTRAL	0-0-0		0-0-0		2-2-0									
<hr/>																		
9-8-0	0-0-0	0-0-0		CONFERENCE	1-5-0		3-0-0		5-3-0									
5-3-0	0-0-0	0-0-0		HOME	1-2-0		0-0-0		4-1-0									
4-5-0	0-0-0	0-0-0		AWAY	0-3-0		3-0-0		1-2-0									
0-0-0	0-0-0	0-0-0		NEUTRAL	0-0-0		0-0-0		0-0-0									
<hr/>																		
RPI	S	Opponent	Score		RPI	S	Opponent	Score		RPI	S	Opponent	Score					
9	A	UC Santa Barbara	4	5					52	A	St. Mary's (CA)	1	6	107	A	UC Irvine	7	8
								52	H	St. Mary's (CA)	5	8	107	A	UC Irvine	0	6	
								56	H	New Mexico	3	8	107	A	UC Irvine	1	4	
								56	H	New Mexico	2	3	139	A	Sacramento St.	2	5	
								56	H	New Mexico	7	6	139	H	Sacramento St.	2	7	
								79	A	Fresno St.	6	7	140	A	UNLV	7	4	
								79	A	Fresno St.	4	5	140	A	UNLV	7	5	
								79	A	Fresno St.	3	8	140	A	UNLV	6	5	
								89	A	Arizona St.	11	5	145	H	Santa Clara	14	2	
												154	H	St. John's (NY)	3	10		
												154	H	St. John's (NY)	12	1		
												154	H	St. John's (NY)	5	1		
												157	A	Texas St.	6	3		
												157	A	Texas St.	17	6		
												157	A	Texas St.	2	3		
												173	A	Air Force	4	18		
												173	A	Air Force	2	5		
												173	A	Air Force	12	5		
												173	H	Air Force	8	4		
												173	H	Air Force	6	5		
												173	H	Air Force	7	12		
												183	H	San Diego St.	3	2		
												183	H	San Diego St.	6	5		
												254	N	Northwestern	10	6		
												254	N	Northwestern	11	2		
												254	N	Northwestern	2	4		
												254	N	Northwestern	1	5		
<hr/>																		
LAST 15 GAMES																		
264	H	UC Davis	5	4	79	A	Fresno St.	4	5	183	H	San Diego St.	6	5				
173	H	Air Force	8	4	139	H	Sacramento St.	2	7	254	N	Northwestern	10	6				
173	H	Air Force	7	12	157	A	Texas St.	2	3	254	N	Northwestern	11	2				
173	H	Air Force	6	5									254	N	Northwestern	2	4	
9	A	UC Santa Barbara	4	5									254	N	Northwestern	1	5	

Non-Div. I Games:

Nevada

79	A	Fresno St.	6	7
79	A	Fresno St.	3	8

RPI	S	Opponent	Score	
264	A	UC Davis	3	1
264	H	UC Davis	5	4

Nevada

N  
e  
v  
a  
d  
a

N  
e  
v  
a  
d  
a

S  
F  
A

SFA

SFA

182	A	Houston Baptist	1	12
182	A	Houston Baptist	2	6

Through Games Of April 26, 2016

RPI	S	Opponent	Score	
269	H	Incarnate Word	7	1
288	H	Texas Southern	17	3

SFA

S  
F  
A

S  
F  
A

Average RPI Win:	157	WON-LOST RECORD	WINNING PCT. RANK	LAST 15 GAMES	STRENGTH OF SCHEDULE	OPP. STRENGTH OF SCHEDULE	TEAM RPI	ADJ RPI	CONF. RPI	ADJ CONF. RPI				
Average RPI Loss:	135													
DIV. I ONLY	21-22-0	.48837	156	5-10-0	110	154	143	.50301	143	15	16			
DIV. I NON-CONF.	14-14-0	.5	144	1-3-0	40	85	114	.52285	114	19	19			
<hr/>														
TOTALS	RPI 1-25	RPI 26-50		W-L RECORDS	RPI 51-100		RPI 101-150		RPI 150+					
21-22-0	0-0-0	0-0-0		OVERALL	9-9-0		1-0-0		11-13-0					
14-7-0	0-0-0	0-0-0		HOME	6-5-0		1-0-0		7-2-0					
4-14-0	0-0-0	0-0-0		AWAY	0-3-0		0-0-0		4-11-0					
3-1-0	0-0-0	0-0-0		NEUTRAL	3-1-0		0-0-0		0-0-0					
<hr/>														
14-14-0	0-0-0	0-0-0		NON-CONFERENCE	9-9-0		1-0-0		4-5-0					
9-6-0	0-0-0	0-0-0		HOME	6-5-0		1-0-0		2-1-0					
2-7-0	0-0-0	0-0-		AWAY	0-3-0		0-0-0		2-4-0					
3-1-0	0-0-0	0-0-0		NEUTRAL	3-1-0		0-0-0		0-0-0					
<hr/>														
7-8-0	0-0-0	0-0-0		CONFERENCE	0-0-0		0-0-0		7-8-0					
5-1-0	0-0-0	0-0-0		HOME	0-0-0		0-0-0		5-1-0					
2-7-0	0-0-0	0-0-0		AWAY	0-0-0		0-0-0		2-7-0					
0-0-0	0-0-0	0-0-0		NEUTRAL	0-0-0		0-0-0		0-0-0					
<hr/>														
RPI	S	Opponent	Score	RPI	S	Opponent	Score	RPI	S	Opponent	Score			
				57	A	Maryland	9	10	116	H	William & Mary	8	4	
				57	H	Maryland	5	4	161	A	Richmond	9	10	
				61	A	Duke	1	6	163	A	Campbell	3	0	
				61	H	Duke	7	8	163	A	Campbell	1	2	
				61	N	Duke	1	0	163	A	Campbell	1	2	
				62	A	Old Dominion	6	7	164	A	Winthrop	5	6	
				63	H	UConn	8	5	164	A	Winthrop	5	7	
				63	H	UConn	5	7	164	A	Winthrop	5	11	
				63	H	UConn	5	4	172	A	Presbyterian	8	9	
				81	H	Kent St.	1	8	172	A	Presbyterian	7	9	
				81	H	Kent St.	5	6	172	A	Presbyterian	4	2	
				81	H	Kent St.	4	2	177	A	South Fla.	10	11	
				81	H	Kent St.	0	2	177	A	South Fla.	4	0	
				88	H	Evansville	5	3	177	A	South Fla.	5	6	
				88	H	Evansville	5	2	192	A	Virginia Tech	22	7	
				98	N	Ohio St.	4	5	192	H	Virginia Tech	10	11	
				99	N	Marshall	9	8	198	A	Elon	5	10	
				99	N	Marshall	7	3	216	H	Central Conn. St.	5	1	
										216	H	Central Conn. St.	7	5
										248	H	Charleston So.	1	6
						248	H	Charleston So.	10	2				
LAST 15 GAMES						248	H	Charleston So.	9	6				
192	H	Virginia Tech	10	11	163	A	Campbell	1	2	285	H	UNC Asheville	7	6
172	A	Presbyterian	8	9	163	A	Campbell	1	2	285	H	UNC Asheville	11	5
172	A	Presbyterian	7	9	248	H	Charleston So.	9	6	285	H	UNC Asheville	6	5
172	A	Presbyterian	4	2										
161	A	Richmond	9	10										

Non-Div. I Games:

Liberty

61	H	Duke	7	8
163	A	Campbell	3	0

Average RPI Win: 130		WON-LOST RECORD		WINNING PCT. RANK		LAST 15 GAMES		STRENGTH OF SCHEDULE		OPP. STRENGTH OF SCHEDULE		TEAM RPI		ADJ RPI		CONF. RPI		ADJ CONF. RPI	
DIV. I ONLY		16-25-0		.39024 224		3-12-0		37		83		144		.50273 144		3		3	
DIV. I NON-CONF.		12-11-0		.52174 133		1-3-0		37		186		103		.52643 103		4		4	
TOTALS		RPI 1-25		RPI 26-50		W-L RECORDS		RPI 51-100		RPI 101-150		RPI 150+							
16-25-0		2-6-0		3-3-0		OVERALL		1-5-0		2-5-0		8-6-0							
11-11-0		2-2-0		1-2-0		HOME		1-1-0		2-2-0		5-4-0							
4-14-0		0-4-0		2-1-0		AWAY		0-4-0		0-3-0		2-2-0							
1-0-0		0-0-0		0-0-0		NEUTRAL		0-0-0		0-0-0		1-0-0							
12-11-0		1-1-0		2-1-0		NON-CONFERENCE		1-2-0		2-2-0		6-5-0							
7-6-0		1-0-0		0-0-0		HOME		1-1-0		2-2-0		3-3-0							
4-5-0		0-1-0		2-0-		AWAY		0-1-0		0-0-0		2-2-0							
1-0-0		0-0-0		0-0-0		NEUTRAL		0-0-0		0-0-0		1-0-0							
4-14-0		1-5-0		1-2-0		CONFERENCE		0-3-0		0-3-0		2-1-0							
4-5-0		1-2-0		1-2-0		HOME		0-0-0		0-0-0		2-1-0							
0-9-0		0-3-0		0-0-0		AWAY		0-3-0		0-3-0		0-0-0							
0-0-0		0-0-0		0-0-0		NEUTRAL		0-0-0		0-0-0		0-0-0							
RPI	S	Opponent		Score		RPI	S	Opponent		Score		RPI	S	Opponent		Score			
15	A	Vanderbilt		4	7	34	H	Fla. Atlantic		2	7	55	A	Tennessee		2	9		
15	H	Vanderbilt		7	4	34	H	Fla. Atlantic		8	6	55	H	Tennessee		2	4		
18	A	Southern Miss.		11	12	34	H	Fla. Atlantic		1	12	67	H	Austin Peay		6	5		
18	A	Southern Miss.		5	9	36	A	South Ala.		2	3	77	A	Western Ky.		4	10		
18	A	Southern Miss.		4	6	36	A	South Ala.		7	4	77	A	Western Ky.		1	3		
20	H	Rice		0	1	36	A	South Ala.		5	4	77	A	Western Ky.		1	2		
20	H	Rice		3	0														
20	H	Rice		2	6														

Non-Div. I Games:

Middle Tenn.

160 H Charlotte	3	0
160 H Charlotte	4	8

M  
i  
d  
d  
l  
e  
T  
e  
n  
n  
.

M  
i  
d  
d  
l  
e  
T  
e  
n  
n  
.



Average RPI Win: 107		WON-LOST RECORD		WINNING PCT. RANK		LAST 15 GAMES		STRENGTH OF SCHEDULE		OPP. STRENGTH OF SCHEDULE		TEAM RPI		ADJ RPI		CONF. RPI		ADJ CONF. RPI					
DIV. I ONLY		18-20-0		.47368 174		7-8-0		107		57		145		.5025 145		8		8					
DIV. I NON-CONF.		13-10-0		.56522 110		3-0-0		94		54		98		.52999 98		8		8					
TOTALS		RPI 1-25		RPI 26-50		W-L RECORDS		RPI 51-100		RPI 101-150		RPI 150+											
18-20-0		1-0-0		3-3-0		OVERALL		5-4-0		3-8-0		6-5-0											
12-11-0		1-0-0		2-1-0		HOME		4-2-0		2-5-0		3-3-0											
6-9-0		0-0-0		1-2-0		AWAY		1-2-0		1-3-0		3-2-0											
0-0-0		0-0-0		0-0-0		NEUTRAL		0-0-0		0-0-0		0-0-0											
13-10-0		1-0-0		3-3-0		NON-CONFERENCE		3-0-0		0-2-0		6-5-0											
9-5-0		1-0-0		2-1-0		HOME		3-0-0		0-1-0		3-3-0											
4-5-0		0-0-0		1-0-		AWAY		0-0-0		0-1-0		3-2-0											
0-0-0		0-0-0		0-0-0		NEUTRAL		0-0-0		0-0-0		0-0-0											
5-10-0		0-0-0		0-0-0		CONFERENCE		2-4-0		3-6-0		0-0-0											
3-6-0		0-0-0		0-0-0		HOME		1-2-0		2-4-0		0-0-0											
2-4-0		0-0-0		0-0-0		AWAY		1-2-0		1-2-0		0-0-0											
0-0-0		0-0-0		0-0-0		NEUTRAL		0-0-0		0-0-0		0-0-0											
RPI	S	Opponent		Score		RPI	S	Opponent		Score		RPI	S	Opponent		Score							
25	H	Michigan		5	3	38	H	Notre Dame		0	5	51	A	Gonzaga		6	0	112	H	Pepperdine	5	4	
						38	H	Notre Dame		2	0	51	A	Gonzaga		0	3	112	H	Pepperdine	7	10	
						38	H	Notre Dame		4	2	51	A	Gonzaga		4	7	112	H	Pepperdine	1	7	
						43	A	Washington		9	10	52	H	St. Mary's (CA)		5	7	120	H	Saint Joseph's	9	11	
						43	A	Washington		2	1	52	H	St. Mary's (CA)		0	1	130	A	San Diego	1	7	
						43	A	Washington		1	4	52	H	St. Mary's (CA)		13	9	130	A	San Diego	4	9	
												56	H	New Mexico		13	7	130	A	San Diego	7	5	
												68	H	Cal Poly		10	1	133	H	San Francisco	3	6	
												90	H	Stanford		4	2	133	H	San Francisco	2	5	
																		133	H	San Francisco	2	0	
																		141	A	Nevada	2	14	
																		159	H	Utah Valley	9	2	
																		181	H	UMass Lowell	0	3	
																		181	H	UMass Lowell	7	1	
																		181	H	UMass Lowell	3	4	
																		185	A	Hawaii	2	3	
																		185	A	Hawaii	1	8	
																		185	A	Hawaii	3	1	
																		185	A	Hawaii	5	4	
																		186	A	San Jose St.	7	4	
																		186	H	San Jose St.	8	5	
																		264	H	UC Davis	0	8	
LAST 15 GAMES																							
				90	H	Stanford		4	2	56	H	New Mexico		13	7								
				51	A	Gonzaga		6	0	112	H	Pepperdine		5	4								
				51	A	Gonzaga		0	3	112	H	Pepperdine		7	10								
				51	A	Gonzaga		4	7														
				130	A	San Diego		7	5														

Non-Div. I Games:

Santa Clara

130 A San Diego	1	7
130 A San Diego	4	9

S  
a  
n  
t  
a  
C  
l  
a  
r  
a

S  
a  
n  
t  
a  
C  
l  
a  
r  
a

Average RPI Win: 223		WON-LOST RECORD	WINNING PCT. RANK	LAST 15 GAMES	STRENGTH OF SCHEDULE	OPP. STRENGTH OF SCHEDULE	TEAM RPI	ADJ RPI	CONF. RPI	ADJ CONF. RPI							
Average RPI Loss: 115																	
DIV. I ONLY		24-18-0	.57143	99	8-7-0	190	167	146	.50165	146	15	16					
DIV. I NON-CONF.		16-11-0	.59259	91	4-3-0	230	253	156	.49574	156	19	19					
<hr/>																	
TOTALS		RPI 1-25		RPI 26-50		W-L RECORDS		RPI 51-100		RPI 101-150		RPI 150+					
24-18-0		1-4-0		0-3-0		OVERALL		2-3-0		0-1-0		21-7-0					
18-7-0		1-2-0		0-0-0		HOME		1-0-0		0-0-0		16-5-0					
6-11-0		0-2-0		0-3-0		AWAY		1-3-0		0-1-0		5-2-0					
0-0-0		0-0-0		0-0-0		NEUTRAL		0-0-0		0-0-0		0-0-0					
16-11-0		0-2-0		0-3-0		NON-CONFERENCE		1-1-0		0-1-0		15-4-0					
14-2-0		0-0-0		0-0-0		HOME		1-0-0		0-0-0		13-2-0					
2-9-0		0-2-0		0-0-		AWAY		0-1-0		0-1-0		2-2-0					
0-0-0		0-0-0		0-0-0		NEUTRAL		0-0-0		0-0-0		0-0-0					
8-7-0		1-2-0		0-0-0		CONFERENCE		1-2-0		0-0-0		6-3-0					
4-5-0		1-2-0		0-0-0		HOME		0-0-0		0-0-0		3-3-0					
4-2-0		0-0-0		0-0-0		AWAY		1-2-0		0-0-0		3-0-0					
0-0-0		0-0-0		0-0-0		NEUTRAL		0-0-0		0-0-0		0-0-0					
RPI	S	Opponent		Score		RPI	S	Opponent		Score		RPI	S	Opponent		Score	
2	A	Louisville		1	10	28	A	East Carolina		1	11	54	A	High Point		4	3
10	H	Coastal Caro.		2	7	28	A	East Carolina		3	5	54	A	High Point		2	7
10	H	Coastal Caro.		5	2	28	A	East Carolina		6	9	54	A	High Point		1	2
10	H	Coastal Caro.		2	11							86	A	VCU		2	5
23	A	Virginia		4	9							86	H	VCU		10	9

Non-Div. I Games:

Longwood

287	H	Savannah St.	7	6
287	H	Savannah St.	6	5

RPI	S	Opponent	Score	
287	H	Savannah St.	6	5
287	H	Savannah St.	9	4

Longwood

L  
o  
n  
g  
w  
o  
o  
d

L  
o  
n  
g  
w  
o  
o  
d

[illegible]

**Non-Div. I Games:**

Miami (OH)

257	A	Buffalo	3	0
257	A	Buffalo	6	0

RPI	S	Opponent	Score	
255	H	Bowling Green	5	1
255	H	Bowling Green	4	3
256	A	Dayton	8	11
256	H	Dayton	7	3
257	A	Buffalo	6	0
257	A	Buffalo	3	0
257	A	Buffalo	7	6
280	A	Butler	10	3

Miami (OH)

M  
i  
a  
m  
i  
(  
O  
H  
)

M  
i  
a  
m  
i  
(  
O  
H  
)

Average RPI Win:		144	WON-LOST RECORD		WINNING PCT. RANK		LAST 15 GAMES		STRENGTH OF SCHEDULE		OPP. STRENGTH OF SCHEDULE		TEAM RPI		ADJ RPI		CONF. RPI		ADJ CONF. RPI		
DIV. I ONLY			15-26-0		.36585	237	5-10-0		61		89		148		.50125		148	10		10	
DIV. I NON-CONF.			9-14-0		.3913	216	1-3-0		12		45		90		.53374		90	10		11	
TOTALS		RPI 1-25		RPI 26-50		W-L RECORDS		RPI 51-100		RPI 101-150		RPI 150+									
15-26-0		0-1-0		1-7-0		OVERALL		5-7-0		4-6-0		5-5-0									
8-6-0		0-0-0		0-1-0		HOME		3-3-0		0-0-0		5-2-0									
7-19-0		0-0-0		1-6-0		AWAY		2-4-0		4-6-0		0-3-0									
0-1-0		0-1-0		0-0-0		NEUTRAL		0-0-0		0-0-0		0-0-0									
9-14-0		0-1-0		1-4-0		NON-CONFERENCE		5-7-0		2-2-0		1-0-0									
4-4-0		0-0-0		0-1-0		HOME		3-3-0		0-0-0		1-0-0									
5-9-0		0-0-0		1-0-		AWAY		2-4-0		2-2-0		0-0-0									
0-1-0		0-1-0		0-0-0		NEUTRAL		0-0-0		0-0-0		0-0-0									
6-12-0		0-0-0		0-3-0		CONFERENCE		0-0-0		2-4-0		4-5-0									
4-2-0		0-0-0		0-0-0		HOME		0-0-0		0-0-0		4-2-0									
2-10-0		0-0-0		0-3-0		AWAY		0-0-0		2-4-0		0-3-0									
0-0-0		0-0-0		0-0-0		NEUTRAL		0-0-0		0-0-0		0-0-0									
RPI	S	Opponent		Score		RPI	S	Opponent		Score		RPI	S	Opponent		Score					
12	N	Mississippi St.		0 1		36	A	South Ala.		4 10		58	A	Southeastern La.		0 2		109	A	UT Arlington 4 8	
						36	A	South Ala.		0 13		58	A	Southeastern La.		6 5		109	A	UT Arlington 3 2	
						36	A	South Ala.		2 12		58	A	Southeastern La.		2 8		109	A	UT Arlington 8 3	
						41	A	Northwestern St.		2 11		65	H	Louisiana Tech		1 7		114	A	Western Caro. 11 6	
						41	H	Northwestern St.		2 6		76	A	McNeese St.		12 4		114	A	Western Caro. 7 15	
						47	A	Dallas Baptist		3 7		76	A	McNeese St.		2 11		114	A	Western Caro. 16 10	
						47	A	Dallas Baptist		1 6		80	H	Valparaiso		18 9		124	A	Arkansas St. 4 5	
						47	A	Dallas Baptist		6 3		80	H	Valparaiso		6 9		124	A	Arkansas St. 4 12	
												85	A	Arkansas		1 3		124	A	Arkansas St. 1 8	
												97	H	Samford		6 4		142	A	SFA 2 6	
												97	H	Samford		2 10		157	A	Texas St. 5 7	
												97	H	Samford		5 2		157	A	Texas St. 1 6	
																		157	A	Texas St. 2 3	
																		237	H	Georgia St. 3 7	
																		237	H	Georgia St. 14 0	
																		237	H	Georgia St. 5 3	
																		251	H	Appalachian St. 6 2	
																		251	H	Appalachian St. 4 5	
																		251	H	Appalachian St. 10 5	
																		289	H	Jackson St. 10 7	
LAST 15 GAMES																					
						142	A	SFA		2 6		237	H	Georgia St.		3 7					
						124	A	Arkansas St.		4 5		85	A	Arkansas		1 3					
						124	A	Arkansas St.		4 12		109	A	UT Arlington		4 8					
						124	A	Arkansas St.		1 8											
						12	N	Mississippi St.		0 1											

Non-Div. I Games:

La.-Monroe

237 H Georgia St.	5	3
237 H Georgia St.	14	0

L  
a  
.  
-  
M  
o  
n  
r  
o  
e

L  
a  
.  
-  
M  
o  
n  
r  
o  
e



Average RPI Win: 181		WON-LOST	WINNING	LAST 15	STRENGTH OF		OPP. STRENGTH	TEAM	ADJ	CONF.	ADJ CONF.
Average RPI Loss: 155		RECORD	PCT. RANK	GAMES	SCHEDULE		OF SCHEDULE	RPI	RPI	RPI	RPI
DIV. I ONLY		15-15-0	.5	142	5-8-0		216	170	149	.50034	149
DIV. I NON-CONF.		12-10-0	.54545	123	2-3-0		264	215	152	.49773	152
TOTALS		RPI 1-25	RPI 26-50		W-L RECORDS		RPI 51-100		RPI 101-150		RPI 150+
15-15-0	0-0-0	1-0-0		OVERALL		5-8-0		0-0-0		9-7-0	
2-1-0	0-0-0	0-0-0		HOME		1-1-0		0-0-0		1-0-0	
5-12-0	0-0-0	0-0-0		AWAY		3-7-0		0-0-0		2-5-0	
8-2-0	0-0-0	1-0-0		NEUTRAL		1-0-0		0-0-0		6-2-0	
12-10-0	0-0-0	1-0-0		NON-CONFERENCE		3-5-0		0-0-0		8-5-0	
1-0-0	0-0-0	0-0-0		HOME		0-0-0		0-0-0		1-0-0	
3-8-0	0-0-0	0-0-		AWAY		2-5-0		0-0-0		1-3-0	
8-2-0	0-0-0	1-0-0		NEUTRAL		1-0-0		0-0-0		6-2-0	
3-5-0	0-0-0	0-0-0		CONFERENCE		2-3-0		0-0-0		1-2-0	
1-1-0	0-0-0	0-0-0		HOME		1-1-0		0-0-0		0-0-0	
2-4-0	0-0-0	0-0-0		AWAY		1-2-0		0-0-0		1-2-0	
0-0-0	0-0-0	0-0-0		NEUTRAL		0-0-0		0-0-0		0-0-0	
RPI S	Opponent	Score	RPI S	Opponent	Score	RPI S	Opponent	Score	RPI S	Opponent	Score
38 N	Notre Dame	4 3	51 N	Gonzaga	5 4	168 A	Wichita St.	8 4	168 A	Wichita St.	5 7
			67 A	Austin Peay	4 8	168 A	Wichita St.	9 10	233 N	Dartmouth	7 2
			67 A	Austin Peay	1 7	250 N	Western Mich.	16 5	250 N	Western Mich.	3 6
			67 A	Austin Peay	9 7	254 A	Northwestern	1 5	258 H	Western Ill.	6 3
			76 A	McNeese St.	1 3	265 N	Lehigh	2 1	269 A	Incarnate Word	2 6
			76 A	McNeese St.	5 3	280 A	Butler	1 3	280 A	Butler	9 5
			76 A	McNeese St.	3 9	281 N	Bucknell	12 4	281 N	Bucknell	8 2
			88 A	Evansville	6 7	281 N	Bucknell	10 8	288 N	Texas Southern	7 9
			88 A	Evansville	4 3						
			88 A	Evansville	0 2						
			92 A	Iowa	6 7						
			93 H	Missouri St.	3 8						
			93 H	Missouri St.	2 1						
LAST 15 GAMES						168 A	Wichita St.	9 10	93 H	Missouri St.	2 1
			168 A	Wichita St.	8 4	93 H	Missouri St.	3 8			
			168 A	Wichita St.	5 7	258 H	Western Ill.	6 3			
			88 A	Evansville	0 2						
			88 A	Evansville	4 3						

Non-Div. I Games: Illinois Col. 17 1 MacMurray 11 2

Bradley

88	A	Evansville	6	7
254	A	Northwestern	1	5

B  
r  
a  
d  
l  
e  
y

B  
r  
a  
d  
l  
e  
y

Average RPI Win: 157		WON-LOST	WINNING	LAST 15	STRENGTH OF		OPP. STRENGTH	TEAM	ADJ	CONF.	ADJ CONF.				
Average RPI Loss: 85		RECORD	PCT. RANK	GAMES	SCHEDULE		OF SCHEDULE	RPI	RPI	RPI	RPI				
DIV. I ONLY		18-22-0	.45	193	6-9-0		65	118	150	.49952	150	5	5		
DIV. I NON-CONF.		13-12-0	.52	137	1-2-0		83	230	140	.50515	140	5	5		
TOTALS		RPI 1-25	RPI 26-50		W-L RECORDS		RPI 51-100		RPI 101-150		RPI 150+				
18-22-0		1-4-0	0-5-0		OVERALL		1-2-0		8-8-0		8-3-0				
11-13-0		1-0-0	0-3-0		HOME		0-2-0		4-7-0		6-1-0				
5-7-0		0-4-0	0-0-0		AWAY		1-0-0		2-1-0		2-2-0				
2-2-0		0-0-0	0-2-0		NEUTRAL		0-0-0		2-0-0		0-0-0				
13-12-0		1-1-0	0-2-0		NON-CONFERENCE		1-2-0		3-4-0		8-3-0				
8-7-0		1-0-0	0-0-0		HOME		0-2-0		1-4-0		6-1-0				
3-3-0		0-1-0	0-0-		AWAY		1-0-0		0-0-0		2-2-0				
2-2-0		0-0-0	0-2-0		NEUTRAL		0-0-0		2-0-0		0-0-0				
5-10-0		0-3-0	0-3-0		CONFERENCE		0-0-0		5-4-0		0-0-0				
3-6-0		0-0-0	0-3-0		HOME		0-0-0		3-3-0		0-0-0				
2-4-0		0-3-0	0-0-0		AWAY		0-0-0		2-1-0		0-0-0				
0-0-0		0-0-0	0-0-0		NEUTRAL		0-0-0		0-0-0		0-0-0				
RPI	S	Opponent	Score	RPI	S	Opponent	Score	RPI	S	Opponent	Score	RPI	S	Opponent	Score
16	A	Texas Tech	3 10	27	H	Oklahoma St.	1 2	71	H	Oral Roberts	10 14	102	H	Texas	3 2
16	A	Texas Tech	4 10	27	H	Oklahoma St.	4 5	82	A	Nebraska	4 2	102	H	Texas	5 12
16	A	Texas Tech	5 6	27	H	Oklahoma St.	4 5	82	H	Nebraska	1 5	102	H	Texas	3 6
21	A	Creighton	4 5	49	N	Oregon St.	0 14					114	H	Western Caro.	5 7
21	H	Creighton	8 2	49	N	Oregon St.	5 7					114	H	Western Caro.	2 6
												114	H	Western Caro.	2 10
												119	A	West Virginia	15 2
												119	A	West Virginia	4 5
												119	A	West Virginia	8 6
												128	H	Baylor	5 7
												128	H	Baylor	11 7
												128	H	Baylor	10 4
												131	N	Utah	20 4
												131	N	Utah	9 2
												142	H	SFA	5 6
												142	H	SFA	11 5
												155	H	Milwaukee	1 14
												155	H	Milwaukee	3 1
												155	H	Milwaukee	7 0
												193	A	UC Riverside	1 0
												193	A	UC Riverside	3 6
												193	A	UC Riverside	3 6
												193	A	UC Riverside	8 1
												201	H	Omaha	11 3
												278	H	Ark.-Pine Bluff	15 9
												278	H	Ark.-Pine Bluff	13 8
												278	H	Ark.-Pine Bluff	18 8
				LAST 15 GAMES											
				128	H	Baylor	10 4	102	H	Texas	3 2	193	A	UC Riverside	8 1
				128	H	Baylor	11 7	102	H	Texas	5 12	201	H	Omaha	11 3
				128	H	Baylor	5 7	102	H	Texas	3 6	278	H	Ark.-Pine Bluff	15 9
				82	H	Nebraska	1 5					278	H	Ark.-Pine Bluff	13 8
				119	A	West Virginia	4 5					278	H	Ark.-Pine Bluff	18 8

Non-Div. I Games:

Kansas St.

119 A West Virginia	15	2
119 A West Virginia	8	6

K  
a  
n  
s  
a  
s  
S  
t  
.

K  
a  
n  
s  
a  
s  
S  
t  
.

Average RPI Win: 166		WON-LOST	WINNING	LAST 15	STRENGTH OF		OPP. STRENGTH	TEAM	ADJ		CONF.	ADJ CONF.
Average RPI Loss: 122		RECORD	PCT. RANK	GAMES	SCHEDULE		OF SCHEDULE	RPI	RPI		RPI	RPI
DIV. I ONLY		17-24-0	.41463	210	6-9-0		48	197	151		14	14
DIV. I NON-CONF.		12-17-0	.41379	200	4-4-0		63	202	162		16	16
TOTALS		RPI 1-25	RPI 26-50		W-L RECORDS		RPI 51-100		RPI 101-150		RPI 150+	
17-24-0		0-3-0	1-5-0		OVERALL		3-2-0		3-5-0		10-9-0	
12-10-0		0-2-0	1-2-0		HOME		3-2-0		0-1-0		8-3-0	
5-14-0		0-1-0	0-3-0		AWAY		0-0-0		3-4-0		2-6-0	
0-0-0		0-0-0	0-0-0		NEUTRAL		0-0-0		0-0-0		0-0-0	
12-17-0		0-3-0	0-3-0		NON-CONFERENCE		1-1-0		2-3-0		9-7-0	
9-7-0		0-2-0	0-0-0		HOME		1-1-0		0-1-0		8-3-0	
3-10-0		0-1-0	0-0-		AWAY		0-0-0		2-2-0		1-4-0	
0-0-0		0-0-0	0-0-0		NEUTRAL		0-0-0		0-0-0		0-0-0	
5-7-0		0-0-0	1-2-0		CONFERENCE		2-1-0		1-2-0		1-2-0	
3-3-0		0-0-0	1-2-0		HOME		2-1-0		0-0-0		0-0-0	
2-4-0		0-0-0	0-0-0		AWAY		0-0-0		1-2-0		1-2-0	
0-0-0		0-0-0	0-0-0		NEUTRAL		0-0-0		0-0-0		0-0-0	
RPI S	Opponent	Score	RPI S	Opponent	Score	RPI S	Opponent	Score	RPI S	Opponent	Score	
3 A	South Carolina	4 5	31 A	Tulane	6 11	53 H	Col. of Charleston	9 7	105 A	Mercer	4 0	
3 H	South Carolina	4 14	31 A	Tulane	6 10	75 H	Michigan St.	8 15	105 A	Mercer	4 8	
11 H	Clemson	7 9	31 A	Tulane	0 8	97 H	Samford	8 5	105 A	Mercer	7 8	
			42 H	UNCG	9 7	97 H	Samford	3 5	119 A	West Virginia	5 8	
			42 H	UNCG	11 18	97 H	Samford	4 2	119 A	West Virginia	8 6	
			42 H	UNCG	0 14				119 A	West Virginia	7 3	
									134 A	Gardner-Webb	3 6	
									134 H	Gardner-Webb	1 2	
									172 A	Presbyterian	10 8	
									172 H	Presbyterian	9 8	
									172 H	Presbyterian	8 6	
									176 H	Holy Cross	7 4	
									176 H	Holy Cross	5 2	
									176 H	Holy Cross	7 10	
									195 A	Davidson	3 4	
									195 A	Davidson	4 15	
									195 A	Davidson	3 4	
									197 H	Fordham	2 5	
									235 A	USC Upstate	2 8	
									235 H	USC Upstate	3 11	
									256 H	Dayton	5 2	
									256 H	Dayton	9 3	
									256 H	Dayton	8 1	
									274 A	ETSU	3 6	
									274 A	ETSU	9 13	
									274 A	ETSU	6 5	
									285 H	UNC Asheville	8 6	
LAST 15 GAMES			172 H	Presbyterian	8 6	42 H	UNCG	11 18	274 A	ETSU	9 13	
			105 A	Mercer	4 0	42 H	UNCG	9 7	274 A	ETSU	6 5	
			105 A	Mercer	4 8	172 A	Presbyterian	10 8	285 H	UNC Asheville	8 6	
			105 A	Mercer	7 8							
			3 H	South Carolina	4 14							

Non-Div. I Games:

Furman

235	A	USC Upstate	2	8
42	H	UNCG	0	14

F  
u  
r  
m  
a  
n

F  
u  
r  
m  
a  
n



265	H	Lehigh	10	3
265	H	Lehigh	3	0

RPI	S	Opponent	Score	
244	H	NJIT	7	3
257	H	Buffalo	6	2
260	A	Lafayette	5	7
260	A	Lafayette	19	6
260	A	Lafayette	7	0
260	A	Lafayette	8	4
265	H	Lehigh	3	0
265	H	Lehigh	2	9
265	H	Lehigh	10	3
265	H	Lehigh	3	0
286	A	N.C. A&T	11	4
286	A	N.C. A&T	6	1
286	A	N.C. A&T	14	8
290	A	Delaware St.	16	4
290	H	Delaware St.	20	4
293	A	UMES	16	4
293	H	UMES	11	2

Navy

N  
a  
v  
y

N  
a  
v  
y



Average RPI Win: 182		WON-LOST	WINNING	LAST 15	STRENGTH OF		OPP. STRENGTH	TEAM	ADJ	CONF.	ADJ CONF.
Average RPI Loss: 145		RECORD	PCT. RANK	GAMES	SCHEDULE		OF SCHEDULE	RPI	RPI	RPI	RPI
DIV. I ONLY		20-20-0	.5	142	7-8-0		219	178	153	.4962	153
DIV. I NON-CONF.		10-15-0	.4	208	1-3-0		77	102	121	.51888	121
TOTALS		RPI 1-25	RPI 26-50		W-L RECORDS		RPI 51-100		RPI 101-150		RPI 150+
20-20-0		1-2-0	1-4-0		OVERALL		3-2-0		1-2-0		14-10-0
6-3-0		0-0-0	0-0-0		HOME		1-0-0		0-1-0		5-2-0
12-13-0		1-2-0	1-2-0		AWAY		1-1-0		1-1-0		8-7-0
2-4-0		0-0-0	0-2-0		NEUTRAL		1-1-0		0-0-0		1-1-0
10-15-0		1-2-0	1-4-0		NON-CONFERENCE		3-2-0		1-2-0		4-5-0
1-1-0		0-0-0	0-0-0		HOME		1-0-0		0-1-0		0-0-0
7-10-0		1-2-0	1-0-		AWAY		1-1-0		1-1-0		3-4-0
2-4-0		0-0-0	0-2-0		NEUTRAL		1-1-0		0-0-0		1-1-0
10-5-0		0-0-0	0-0-0		CONFERENCE		0-0-0		0-0-0		10-5-0
5-2-0		0-0-0	0-0-0		HOME		0-0-0		0-0-0		5-2-0
5-3-0		0-0-0	0-0-0		AWAY		0-0-0		0-0-0		5-3-0
0-0-0		0-0-0	0-0-0		NEUTRAL		0-0-0		0-0-0		0-0-0
RPI S	Opponent	Score	RPI S	Opponent	Score	RPI S	Opponent	Score	RPI S	Opponent	Score
23 A	Virginia	2 4	28 A	East Carolina	3 4	73 A	Rutgers	4 20	101 A	Princeton	7 3
23 A	Virginia	6 4	28 A	East Carolina	2 5	73 H	Rutgers	12 2	106 A	Seton Hall	3 13
23 A	Virginia	10 11	28 A	East Carolina	4 0	86 A	VCU	12 4	120 H	Saint Joseph's	3 7
			35 N	Bryant	5 8	88 N	Evansville	3 15	200 A	James Madison	11 10
			35 N	Bryant	4 8	91 N	Penn St.	3 1	202 A	Marist	1 2
									202 A	Marist	5 3
									202 A	Marist	11 9
									208 A	Manhattan	5 4
									208 A	Manhattan	5 6
									208 H	Manhattan	7 3
									210 A	George Washington	4 1
									210 A	George Washington	5 7
									210 A	George Washington	5 14
									219 H	Rider	5 3
									219 H	Rider	6 0
									219 H	Rider	8 4
									227 A	Hofstra	5 4
									235 A	USC Upstate	1 7
									239 N	Army West Point	5 6
									240 H	Siena	10 4
									240 H	Siena	2 6
									240 H	Siena	4 6
									260 A	Lafayette	12 13
									285 N	UNC Asheville	8 7
									295 A	Saint Peter's	4 1
									295 A	Saint Peter's	7 8
									295 A	Saint Peter's	11 7
			LAST 15 GAMES								
			202 A	Marist	5 3	240 H	Siena	2 6			
			202 A	Marist	11 9	120 H	Saint Joseph's	3 7			
			202 A	Marist	1 2	295 A	Saint Peter's	11 7			
			260 A	Lafayette	12 13						
			106 A	Seton Hall	3 13						

Non-Div. I Games:

Monmouth

240 H Siena	4	6
240 H Siena	10	4

M  
o  
n  
m  
o  
u  
t  
h

M  
o  
n  
m  
o  
u  
t  
h

Average RPI Win: 211		WON-LOST	WINNING	LAST 15	STRENGTH OF		OPP. STRENGTH	TEAM	ADJ	CONF.	ADJ CONF.
Average RPI Loss: 156		RECORD	PCT. RANK	GAMES	SCHEDULE		OF SCHEDULE	RPI	RPI	RPI	RPI
DIV. I ONLY		20-16-1	.55405	111	8-7-0		258	161	154	.49619	154
DIV. I NON-CONF.		15-12-1	.55357	121	3-3-0		243	165	143	.50222	143
TOTALS		RPI 1-25	RPI 26-50		W-L RECORDS		RPI 51-100		RPI 101-150		RPI 150+
20-16-1	1-2-0	0-1-0		OVERALL		0-0-0		3-4-1		16-9-0	
8-3-0	0-0-0	0-0-0		HOME		0-0-0		0-1-0		8-2-0	
11-12-1	1-2-0	0-1-0		AWAY		0-0-0		2-3-1		8-6-0	
1-1-0	0-0-0	0-0-0		NEUTRAL		0-0-0		1-0-0		0-1-0	
15-12-1	1-2-0	0-1-0		NON-CONFERENCE		0-0-0		3-4-1		11-5-0	
6-2-0	0-0-0	0-0-0		HOME		0-0-0		0-1-0		6-1-0	
8-9-1	1-2-0	0-0-0		AWAY		0-0-0		2-3-1		5-3-0	
1-1-0	0-0-0	0-0-0		NEUTRAL		0-0-0		1-0-0		0-1-0	
5-4-0	0-0-0	0-0-0		CONFERENCE		0-0-0		0-0-0		5-4-0	
2-1-0	0-0-0	0-0-0		HOME		0-0-0		0-0-0		2-1-0	
3-3-0	0-0-0	0-0-0		AWAY		0-0-0		0-0-0		3-3-0	
0-0-0	0-0-0	0-0-0		NEUTRAL		0-0-0		0-0-0		0-0-0	
RPI S	Opponent	Score		RPI S	Opponent	Score		RPI S	Opponent	Score	
6 A	Florida St.	4	16	29 A	UNCW	1	16	101 H	Princeton	4	9
6 A	Florida St.	5	1					114 N	Western Caro.	14	3
6 A	Florida St.	2	9					129 A	Southern Ill.	2	2
								129 A	Southern Ill.	3	6
								129 A	Southern Ill.	4	1
								141 A	Nevada	1	12
								141 A	Nevada	10	3
								141 A	Nevada	1	5
								161 N	Richmond	10	14
								171 A	Xavier	8	11
								171 A	Xavier	0	1
								171 A	Xavier	4	2
								180 A	Albany (NY)	20	3
								189 H	Georgetown	5	4
								189 H	Georgetown	13	10
								189 H	Georgetown	3	10
								196 H	Fairfield	11	7
								211 A	Columbia	1	4
								245 A	Villanova	5	2
								245 A	Villanova	6	1
								245 A	Villanova	2	7
								249 A	Fairleigh Dickinson	16	1
								253 A	CSU Bakersfield	3	4
								253 A	CSU Bakersfield	5	4
								253 A	CSU Bakersfield	4	10
								263 A	NYIT	8	1
								263 H	NYIT	15	6
LAST 15 GAMES				171 A	Xavier	0	1	101 H	Princeton	4	9
				171 A	Xavier	8	11	180 A	Albany (NY)	20	3
				171 A	Xavier	4	2	189 H	Georgetown	5	4
				295 H	Saint Peter's	8	9				
				245 A	Villanova	5	2				

Non-Div. I Games:

St. John's (NY)

245	A	Villanova	6	1
245	A	Villanova	2	7

RPI	S	Opponent	Score	
273	A	Iona	5	2
276	H	Wagner	9	5
277	H	La Salle	9	2
277	H	La Salle	15	0
277	H	La Salle	16	7
295	H	Saint Peter's	8	9

St. John's (NY)

S  
t  
.  
J  
o  
h  
n  
.  
s  
(  
N  
Y  
)

S  
t  
.  
J  
o  
h  
n  
.  
s  
(  
N  
Y  
)

Average RPI Win: 188		WON-LOST	WINNING	LAST 15	STRENGTH OF		OPP. STRENGTH	TEAM	ADJ		CONF.	ADJ CONF.			
Average RPI Loss: 113		RECORD	PCT. RANK	GAMES	SCHEDULE		OF SCHEDULE	RPI	RPI		RPI	RPI			
DIV. I ONLY		16-19-0	.45714	187	6-7-0		211	126	155		.49548	155			
DIV. I NON-CONF.		9-12-0	.42857	190	2-1-0		171	88	127		.51275	127			
TOTALS		RPI 1-25	RPI 26-50		W-L RECORDS		RPI 51-100		RPI 101-150		RPI 150+				
16-19-0		1-3-0	0-0-0		OVERALL		2-6-0		2-5-0		11-5-0				
3-3-0		0-0-0	0-0-0		HOME		2-2-0		0-0-0		1-1-0				
12-13-0		1-3-0	0-0-0		AWAY		0-3-0		2-5-0		9-2-0				
1-3-0		0-0-0	0-0-0		NEUTRAL		0-1-0		0-0-0		1-2-0				
9-12-0		1-3-0	0-0-0		NON-CONFERENCE		0-2-0		2-5-0		6-2-0				
0-0-0		0-0-0	0-0-0		HOME		0-0-0		0-0-0		0-0-0				
8-9-0		1-3-0	0-0-		AWAY		0-1-0		2-5-0		5-0-0				
1-3-0		0-0-0	0-0-0		NEUTRAL		0-1-0		0-0-0		1-2-0				
7-7-0		0-0-0	0-0-0		CONFERENCE		2-4-0		0-0-0		5-3-0				
3-3-0		0-0-0	0-0-0		HOME		2-2-0		0-0-0		1-1-0				
4-4-0		0-0-0	0-0-0		AWAY		0-2-0		0-0-0		4-2-0				
0-0-0		0-0-0	0-0-0		NEUTRAL		0-0-0		0-0-0		0-0-0				
RPI S	Opponent	Score		RPI S	Opponent	Score		RPI S	Opponent	Score		RPI S	Opponent	Score	
16 A	Texas Tech	3	12					72 H	Wright St.	2	0	124 A	Arkansas St.	9	2
16 A	Texas Tech	0	12					72 H	Wright St.	2	9	124 A	Arkansas St.	4	7
16 A	Texas Tech	10	3					80 A	Valparaiso	3	5	124 A	Arkansas St.	1	8
16 A	Texas Tech	1	9					80 A	Valparaiso	6	7	124 A	Arkansas St.	3	13
								80 H	Valparaiso	3	7	150 A	Kansas St.	1	3
								80 H	Valparaiso	6	5	150 A	Kansas St.	0	7
								81 N	Kent St.	6	7	150 A	Kansas St.	14	1
								92 A	Iowa	1	9	165 N	Ball St.	3	9
												165 N	Ball St.	5	11
												199 N	Bethune-Cookman	11	0
												203 A	Ill.-Chicago	7	2
												203 A	Ill.-Chicago	3	10
												203 A	Ill.-Chicago	5	6
												203 H	Ill.-Chicago	5	1
												203 H	Ill.-Chicago	2	3
												222 A	Northern Ill.	7	6
												242 A	Youngstown St.	1	0
												242 A	Youngstown St.	22	3
												242 A	Youngstown St.	10	3
												243 A	Illinois St.	4	1
												243 A	Illinois St.	4	3
												243 A	Illinois St.	8	5
												291 A	Chicago St.	12	9
LAST 15 GAMES				LAST 15 GAMES				LAST 15 GAMES				LAST 15 GAMES			
203 H	Ill.-Chicago	5	1	203 H	Ill.-Chicago	5	1	203 A	Ill.-Chicago	7	2	203 A	Ill.-Chicago	7	2
203 H	Ill.-Chicago	2	3	203 H	Ill.-Chicago	2	3	291 A	Chicago St.	12	9	291 A	Chicago St.	12	9
80 A	Valparaiso	6	7	80 A	Valparaiso	6	7	72 H	Wright St.	2	9	72 H	Wright St.	2	9
80 A	Valparaiso	3	5	80 A	Valparaiso	3	5								
222 A	Northern Ill.	7	6	222 A	Northern Ill.	7	6								

Non-Div. I Games: MSOE 15 6 Edgewood 7 5

Milwaukee

203 A Ill.-Chicago	5	6
203 A Ill.-Chicago	3	10

M  
i  
l  
w  
a  
u  
k  
e  
e

M  
i  
l  
w  
a  
u  
k  
e  
e

Average RPI Win:		212	WON-LOST RECORD		WINNING PCT. RANK		LAST 15 GAMES		STRENGTH OF SCHEDULE		OPP. STRENGTH OF SCHEDULE		TEAM RPI		ADJ RPI		CONF. RPI		ADJ CONF. RPI				
DIV. I ONLY			20-21-0		.4878 158		7-8-0		115		95		156		.49539 156		17		17				
DIV. I NON-CONF.			16-16-0		.5 144		3-3-0		125		80		168		.49146 167		18		18				
TOTALS		RPI 1-25		RPI 26-50		W-L RECORDS		RPI 51-100		RPI 101-150		RPI 150+											
20-21-0		0-9-0		0-0-0		OVERALL		1-6-0		1-0-0		18-6-0											
17-10-0		0-3-0		0-0-0		HOME		0-1-0		0-0-0		17-6-0											
3-11-0		0-6-0		0-0-0		AWAY		1-5-0		1-0-0		1-0-0											
0-0-0		0-0-0		0-0-0		NEUTRAL		0-0-0		0-0-0		0-0-0											
16-16-0		0-9-0		0-0-0		NON-CONFERENCE		0-1-0		1-0-0		15-6-0											
14-10-0		0-3-0		0-0-0		HOME		0-1-0		0-0-0		14-6-0											
2-6-0		0-6-0		0-0-		AWAY		0-0-0		1-0-0		1-0-0											
0-0-0		0-0-0		0-0-0		NEUTRAL		0-0-0		0-0-0		0-0-0											
4-5-0		0-0-0		0-0-0		CONFERENCE		1-5-0		0-0-0		3-0-0											
3-0-0		0-0-0		0-0-0		HOME		0-0-0		0-0-0		3-0-0											
1-5-0		0-0-0		0-0-0		AWAY		1-5-0		0-0-0		0-0-0											
0-0-0		0-0-0		0-0-0		NEUTRAL		0-0-0		0-0-0		0-0-0											
RPI	S	Opponent		Score		RPI	S	Opponent		Score		RPI	S	Opponent		Score							
5	A	Miami (FL)		2	4							64	A	North Florida		3	5	123	A	FIU		8	5
6	A	Florida St.		5	8							64	A	North Florida		2	6	164	H	Winthrop		5	4
6	A	Florida St.		6	8							64	A	North Florida		0	5	164	H	Winthrop		4	6
10	A	Coastal Caro.		2	11							87	H	Illinois		1	4	164	H	Winthrop		2	1
10	A	Coastal Caro.		2	12							95	A	FGCU		2	4	174	H	Delaware		1	6
10	A	Coastal Caro.		5	17							95	A	FGCU		6	11	174	H	Delaware		5	2
21	H	Creighton		1	5							95	A	FGCU		5	3	174	H	Delaware		10	12
21	H	Creighton		1	4													177	H	South Fla.		2	3
21	H	Creighton		5	7													177	H	South Fla.		5	1
																		199	A	Bethune-Cookman		11	2
																		199	H	Bethune-Cookman		2	6
																		220	H	The Citadel		3	1
																		220	H	The Citadel		11	5
																		220	H	The Citadel		7	0
																		233	H	Dartmouth		1	2
																		235	H	USC Upstate		9	5
																		235	H	USC Upstate		9	2
																		235	H	USC Upstate		9	3
																		240	H	Siena		5	3
																		240	H	Siena		13	6
																		245	H	Villanova		5	1
																		260	H	Central Mich.		4	3
																		267	H	Maine		5	1
																		267	H	Maine		6	4
																		267	H	Maine		7	6

6	A	Florida St.	5	8
64	A	North Florida	0	5

S  
t  
e  
t  
s  
o  
n

S  
t  
e  
t  
s  
o  
n



Average RPI Win: 179		WON-LOST	WINNING	LAST 15	STRENGTH OF		OPP. STRENGTH	TEAM	ADJ	CONF.	ADJ CONF.
Average RPI Loss: 88		RECORD	PCT. RANK	GAMES	SCHEDULE		OF SCHEDULE	RPI	RPI	RPI	RPI
DIV. I ONLY		22-20-0	.52381	130	5-10-0		175	66	157	.4952	157
DIV. I NON-CONF.		12-12-0	.5	144	3-5-0		240	44	198	.47325	198
TOTALS		RPI 1-25	RPI 26-50		W-L RECORDS		RPI 51-100		RPI 101-150		RPI 150+
22-20-0		1-5-0	0-3-0		OVERALL		0-2-0		10-8-0		11-2-0
15-11-0		0-1-0	0-3-0		HOME		0-0-0		5-6-0		10-1-0
6-8-0		1-4-0	0-0-0		AWAY		0-1-0		4-2-0		1-1-0
1-1-0		0-0-0	0-0-0		NEUTRAL		0-1-0		1-0-0		0-0-0
12-12-0		0-3-0	0-0-0		NON-CONFERENCE		0-2-0		4-5-0		8-2-0
9-5-0		0-1-0	0-0-0		HOME		0-0-0		2-3-0		7-1-0
2-6-0		0-2-0	0-0-		AWAY		0-1-0		1-2-0		1-1-0
1-1-0		0-0-0	0-0-0		NEUTRAL		0-1-0		1-0-0		0-0-0
10-8-0		1-2-0	0-3-0		CONFERENCE		0-0-0		6-3-0		3-0-0
6-6-0		0-0-0	0-3-0		HOME		0-0-0		3-3-0		3-0-0
4-2-0		1-2-0	0-0-0		AWAY		0-0-0		3-0-0		0-0-0
0-0-0		0-0-0	0-0-0		NEUTRAL		0-0-0		0-0-0		0-0-0
RPI S	Opponent	Score	RPI S	Opponent	Score	RPI S	Opponent	Score	RPI S	Opponent	Score
4 A	Texas A&M	1 14	36 H	South Ala.	4 6	75 N	Michigan St.	2 3	102 A	Texas	2 6
13 A	La.-Lafayette	0 1	36 H	South Ala.	2 3	84 A	Sam Houston St.	6 8	102 H	Texas	4 10
13 A	La.-Lafayette	1 5	36 H	South Ala.	3 7				110 H	Little Rock	2 10
13 A	La.-Lafayette	2 1							110 H	Little Rock	7 8
20 A	Rice	4 8							110 H	Little Rock	6 7
20 H	Rice	1 3							118 N	UCF	2 1
									121 A	Ga. Southern	4 3
									121 A	Ga. Southern	7 3
									121 A	Ga. Southern	4 3
									128 A	Baylor	12 3
									138 A	UTSA	7 14
									138 H	UTSA	13 10
									141 H	Nevada	3 6
									141 H	Nevada	6 17
									141 H	Nevada	3 2
									148 H	La.-Monroe	6 1
									148 H	La.-Monroe	3 2
									148 H	La.-Monroe	7 5
									188 H	Washington St.	8 9
									188 H	Washington St.	7 6
									188 H	Washington St.	6 2
									188 H	Washington St.	10 1
									231 A	A&M-Corpus Christi	11 0
									231 H	A&M-Corpus Christi	4 1
									251 H	Appalachian St.	4 0
									251 H	Appalachian St.	16 0
									251 H	Appalachian St.	4 2
			LAST 15 GAMES								
			102 A	Texas	2 6	110 H	Little Rock	7 8			
			13 A	La.-Lafayette	0 1	20 H	Rice	1 3			
			13 A	La.-Lafayette	2 1	141 H	Nevada	3 2			
			13 A	La.-Lafayette	1 5						
			4 A	Texas A&M	1 14						

Non-Div. I Games:

Texas St.

110 H Little Rock	6	7
110 H Little Rock	2	10

RPI	S	Opponent	Score	
269	H	Incarnate Word	4	0
269	H	Incarnate Word	22	5
269	H	Incarnate Word	5	4
275	A	UTRGV	3	4

Average RPI Win: 172		WON-LOST	WINNING	LAST 15	STRENGTH OF		OPP. STRENGTH	TEAM	ADJ	CONF.	ADJ CONF.		
Average RPI Loss: 109		RECORD	PCT. RANK	GAMES	SCHEDULE		OF SCHEDULE	RPI	RPI	RPI	RPI		
DIV. I ONLY		19-18-1	.51316	138	7-7-1		150	131	158	.4942	158	26	26
DIV. I NON-CONF.		11-11-1	.5	144	0-1-1		68	79	141	.50339	141	26	26
TOTALS		RPI 1-25	RPI 26-50		W-L RECORDS		RPI 51-100		RPI 101-150		RPI 150+		
19-18-1	0-0-0	0-0-0		OVERALL		5-9-0		3-3-0		11-6-1			
10-13-0	0-0-0	0-0-0		HOME		5-6-0		0-1-0		5-6-0			
8-5-1	0-0-0	0-0-0		AWAY		0-3-0		2-2-0		6-0-1			
1-0-0	0-0-0	0-0-0		NEUTRAL		0-0-0		1-0-0		0-0-0			
11-11-1	0-0-0	0-0-0		NON-CONFERENCE		5-9-0		2-1-0		4-1-1			
9-8-0	0-0-0	0-0-0		HOME		5-6-0		0-1-0		4-1-0			
1-3-1	0-0-0	0-0-		AWAY		0-3-0		1-0-0		0-0-1			
1-0-0	0-0-0	0-0-0		NEUTRAL		0-0-0		1-0-0		0-0-0			
8-7-0	0-0-0	0-0-0		CONFERENCE		0-0-0		1-2-0		7-5-0			
1-5-0	0-0-0	0-0-0		HOME		0-0-0		0-0-0		1-5-0			
7-2-0	0-0-0	0-0-0		AWAY		0-0-0		1-2-0		6-0-0			
0-0-0	0-0-0	0-0-0		NEUTRAL		0-0-0		0-0-0		0-0-0			
RPI	S	Opponent	Score	RPI	S	Opponent	Score	RPI	S	Opponent	Score		
						51 H Gonzaga	9 21	104 A Seattle			8 4		
						51 H Gonzaga	3 0	104 A Seattle			3 10		
						51 H Gonzaga	2 11	104 A Seattle			1 4		
						51 H Gonzaga	7 1	133 N San Francisco			6 5		
						52 H St. Mary's (CA)	8 3	140 A UNLV			10 8		
						55 H Tennessee	8 25	140 H UNLV			2 7		
						56 H New Mexico	6 10	159 H Utah Valley			2 1		
						56 H New Mexico	5 6	159 H Utah Valley			3 6		
						68 H Cal Poly	3 2	159 H Utah Valley			4 5		
						68 H Cal Poly	16 3	175 H New Mexico St.			3 4		
						68 H Cal Poly	0 7	175 H New Mexico St.			4 5		
						78 A Houston	0 5	175 H New Mexico St.			6 7		
						78 A Houston	1 3	191 A Kansas			5 5		
						78 A Houston	1 5	201 H Omaha			9 4		
								201 H Omaha			12 4		
								201 H Omaha			2 7		
								252 A North Dakota			9 4		
								252 A North Dakota			14 2		
								252 A North Dakota			8 2		
								253 A CSU Bakersfield			9 6		
								253 A CSU Bakersfield			9 3		
								253 A CSU Bakersfield			9 4		
						191 A Kansas	5 5	260 H Central Mich.			5 4		
						252 A North Dakota	14 2	260 H Central Mich.			3 1		
						252 A North Dakota	8 2						
						252 A North Dakota	9 4						
						104 A Seattle	8 4						
LAST 15 GAMES						175 H New Mexico St.	6 7						
						175 H New Mexico St.	3 4						
						175 H New Mexico St.	4 5						

Non-Div. I Games:

Grand Canyon

104 A Seattle	1	4
104 A Seattle	3	10

G  
r  
a  
n  
d  
C  
a  
n  
y  
o  
n

G  
r  
a  
n  
d  
C  
a  
n  
y  
o  
n

U  
t  
a  
h  
v  
a  
l  
l  
e  
y

Utah Valley

175 A New Mexico St.	7	4
175 A New Mexico St.	4	7

RPI	S	Opponent	Score	
252	H	North Dakota	7	13
264	N	UC Davis	10	8
264	N	UC Davis	0	2
282	H	Northern Colo.	6	8
282	H	Northern Colo.	11	8
282	H	Northern Colo.	4	2

Utah Valley

U  
t  
a  
h  
V  
a  
l  
l  
e  
y

U  
t  
a  
h  
V  
a  
l  
l  
e  
y

Average RPI Win:		137	WON-LOST RECORD		WINNING PCT. RANK		LAST 15 GAMES		STRENGTH OF SCHEDULE		OPP. STRENGTH OF SCHEDULE		TEAM RPI		ADJ RPI		CONF. RPI		ADJ CONF. RPI	
DIV. I ONLY			18-24-0		.42857 203		6-9-0		77		77		160		.49397 160		3		3	
DIV. I NON-CONF.			11-13-0		.45833 173		2-3-0		149		110		202		.47248 202		4		4	
TOTALS		RPI 1-25		RPI 26-50		W-L RECORDS		RPI 51-100		RPI 101-150		RPI 150+								
18-24-0		1-6-0		3-2-0		OVERALL		2-7-0		4-6-0		8-3-0								
12-16-0		1-5-0		1-0-0		HOME		1-5-0		3-3-0		6-3-0								
6-8-0		0-1-0		2-2-0		AWAY		1-2-0		1-3-0		2-0-0								
0-0-0		0-0-0		0-0-0		NEUTRAL		0-0-0		0-0-0		0-0-0								
11-13-0		1-3-0		1-1-0		NON-CONFERENCE		0-3-0		1-3-0		8-3-0								
9-10-0		1-2-0		1-0-0		HOME		0-3-0		1-2-0		6-3-0								
2-3-0		0-1-0		0-0-		AWAY		0-0-0		0-1-0		2-0-0								
0-0-0		0-0-0		0-0-0		NEUTRAL		0-0-0		0-0-0		0-0-0								
7-11-0		0-3-0		2-1-0		CONFERENCE		2-4-0		3-3-0		0-0-0								
3-6-0		0-3-0		0-0-0		HOME		1-2-0		2-1-0		0-0-0								
4-5-0		0-0-0		2-1-0		AWAY		1-2-0		1-2-0		0-0-0								
0-0-0		0-0-0		0-0-0		NEUTRAL		0-0-0		0-0-0		0-0-0								
RPI	S	Opponent		Score		RPI	S	Opponent		Score		RPI	S	Opponent		Score				
8	A	North Carolina St.		3	7	30	A	Wake Forest		5	6	65	A	Louisiana Tech		2	5			
8	H	North Carolina St.		1	7	30	H	Wake Forest		7	6	65	A	Louisiana Tech		7	4			
18	H	Southern Miss.		6	9	34	A	Fla. Atlantic		8	17	65	A	Louisiana Tech		2	3			
18	H	Southern Miss.		6	16	34	A	Fla. Atlantic		7	6	81	H	Kent St.		3	11			
18	H	Southern Miss.		1	9	34	A	Fla. Atlantic		12	7	81	H	Kent St.		6	11			
24	H	Georgia		10	5							81	H	Kent St.		3	4			
24	H	Georgia		3	6							99	H	Marshall		2	7			
												99	H	Marshall		5	0			
												99	H	Marshall		5	10			
														134 A Gardner-Webb		4	8			
														144 A Middle Tenn.		0	3			
														144 A Middle Tenn.		8	4			
														144 A Middle Tenn.		11	12			
														164 A Winthrop		7	1			
														190 A Kennesaw St.		12	8			
														196 H Fairfield		2	3			
														196 H Fairfield		8	7			
														196 H Fairfield		6	2			
														220 H The Citadel		15	4			
														234 H Toledo		8	0			
														234 H Toledo		9	8			
														234 H Toledo		12	4			
														234 H Toledo		2	3			
														286 H N.C. A&T		7	9			
LAST 15 GAMES																				
220 H The Citadel						15	4	144 A Middle Tenn.						11	12					
99 H Marshall						5	0	286 H N.C. A&T						7	9					
99 H Marshall						5	10	34 A Fla. Atlantic						7	6					
99 H Marshall						2	7													
134 A Gardner-Webb						4	8													

**Non-Div. I Games:**

Charlotte

144 A Middle Tenn.	0	3
144 A Middle Tenn.	8	4

C  
h  
a  
r  
l  
o  
t  
t  
e

C  
h  
a  
r  
l  
o  
t  
t  
e



Average RPI Win:	203	WON-LOST RECORD	WINNING PCT. RANK	LAST 15 GAMES	STRENGTH OF SCHEDULE	OPP. STRENGTH OF SCHEDULE	TEAM RPI	ADJ RPI	CONF. RPI	ADJ CONF. RPI		
DIV. I ONLY		22-16-0	.57895	96	9-6-0	189	253	161	.4938	161	24	24
DIV. I NON-CONF.		14-9-0	.6087	83	2-0-0	255	255	184	.48302	184	27	27
<hr/>												
TOTALS	RPI 1-25	RPI 26-50		W-L RECORDS		RPI 51-100		RPI 101-150		RPI 150+		
22-16-0	0-0-0	0-2-0		OVERALL		3-2-0		4-5-0		15-7-0		
15-7-0	0-0-0	0-0-0		HOME		1-0-0		3-4-0		11-3-0		
3-8-0	0-0-0	0-2-0		AWAY		2-2-0		0-1-0		1-3-0		
4-1-0	0-0-0	0-0-0		NEUTRAL		0-0-0		1-0-0		3-1-0		
<hr/>												
14-9-0	0-0-0	0-2-0		NON-CONFERENCE		1-1-0		3-3-0		10-3-0		
10-3-0	0-0-0	0-0-0		HOME		1-0-0		2-2-0		7-1-0		
0-5-0	0-0-0	0-0-		AWAY		0-1-0		0-1-0		0-1-0		
4-1-0	0-0-0	0-0-0		NEUTRAL		0-0-0		1-0-0		3-1-0		
<hr/>												
8-7-0	0-0-0	0-0-0		CONFERENCE		2-1-0		1-2-0		5-4-0		
5-4-0	0-0-0	0-0-0		HOME		0-0-0		1-2-0		4-2-0		
3-3-0	0-0-0	0-0-0		AWAY		2-1-0		0-0-0		1-2-0		
0-0-0	0-0-0	0-0-0		NEUTRAL		0-0-0		0-0-0		0-0-0		
<hr/>												
RPI	S	Opponent	Score	RPI	S	Opponent	Score	RPI	S	Opponent	Score	
				29	A	UNCW	9 12	53	A	Col. of Charleston	3 5	
				30	A	Wake Forest	4 17	86	A	VCU	5 4	
								86	A	VCU	6 4	
								86	A	VCU	1 2	
								91	H	Penn St.	6 5	
										101	H Princeton	3 5
										114	N Western Caro.	3 1
										116	A William & Mary	8 12
										120	H Saint Joseph's	5 6
										120	H Saint Joseph's	4 2
										120	H Saint Joseph's	3 7
										143	H Liberty	10 9
										147	H Miami (OH)	10 3
										147	H Miami (OH)	7 14
										154	N St. John's (NY)	14 10
										195	H Davidson	2 14
										195	H Davidson	4 3
										195	H Davidson	8 7
										197	A Fordham	7 6
										197	A Fordham	3 7
										197	A Fordham	0 1
										200	H James Madison	8 1
										206	H UMBC	5 10
										220	A The Citadel	2 6
										228	N Harvard	9 2
										230	H VMI	15 3
										241	N Towson	2 3
										263	H NYIT	9 1
										268	H Saint Louis	7 13
										268	H Saint Louis	5 3
										268	H Saint Louis	4 2
										293	H UMES	15 0
<hr/>												
LAST 15 GAMES												
				86	A	VCU	6 4	268	H	Saint Louis	5 3	
				86	A	VCU	1 2	268	H	Saint Louis	4 2	
				86	A	VCU	5 4	268	H	Saint Louis	7 13	
				143	H	Liberty	10 9					
				195	H	Davidson	8 7					

Non-Div. I Games:

Richmond

195	H	Davidson	2	14
195	H	Davidson	4	3

RPI	S	Opponent	Score	
293	H	UMES	7	4
295	H	Saint Peter's	10	0
295	H	Saint Peter's	12	2
295	N	Saint Peter's	12	6

Richmond

R  
i  
c  
h  
m  
o  
n  
d

R  
i  
c  
h  
m  
o  
n  
d

Average RPI Win:	251	WON-LOST	WINNING	LAST 15		STRENGTH OF	OPP. STRENGTH	TEAM	ADJ	CONF.	ADJ CONF.				
Average RPI Loss:	112	RECORD	PCT. RANK	GAMES		SCHEDULE	OF SCHEDULE	RPI	RPI	RPI	RPI				
DIV. I ONLY		27-14-0	.65854	40	11-4-0	274	280	162	.49367	162	32	32			
DIV. I NON-CONF.		9-14-0	.3913	216	2-4-0	117	105	190	.47872	190	31	31			
<hr/>															
TOTALS	RPI 1-25		RPI 26-50		W-L RECORDS		RPI 51-100		RPI 101-150		RPI 150+				
27-14-0	0-0-0		1-4-0		OVERALL		2-4-0		0-2-0		24-4-0				
16-4-0	0-0-0		1-0-0		HOME		1-1-0		0-0-0		14-3-0				
10-9-0	0-0-0		0-4-0		AWAY		1-3-0		0-2-0		9-0-0				
1-1-0	0-0-0		0-0-0		NEUTRAL		0-0-0		0-0-0		1-1-0				
9-14-0	0-0-0		1-4-0		NON-CONFERENCE		2-4-0		0-2-0		6-4-0				
7-4-0	0-0-0		1-0-0		HOME		1-1-0		0-0-0		5-3-0				
1-9-0	0-0-0		0-0-		AWAY		1-3-0		0-2-0		0-0-0				
1-1-0	0-0-0		0-0-0		NEUTRAL		0-0-0		0-0-0		1-1-0				
18-0-0	0-0-0		0-0-0		CONFERENCE		0-0-0		0-0-0		18-0-0				
9-0-0	0-0-0		0-0-0		HOME		0-0-0		0-0-0		9-0-0				
9-0-0	0-0-0		0-0-0		AWAY		0-0-0		0-0-0		9-0-0				
0-0-0	0-0-0		0-0-0		NEUTRAL		0-0-0		0-0-0		0-0-0				
<hr/>															
RPI	S	Opponent	Score	RPI	S	Opponent	Score	RPI	S	Opponent	Score	RPI	S	Opponent	Score
				36	A	South Ala.	3 4	66	A	Jacksonville St.	8 5	115	A	Auburn	0 11
				36	H	South Ala.	12 7	66	A	Jacksonville St.	1 7	115	A	Auburn	2 11
				41	A	Northwestern St.	2 4	66	H	Jacksonville St.	4 1	164	H	Winthrop	5 4
				41	A	Northwestern St.	0 1	83	A	Troy	0 8	164	H	Winthrop	9 10
				41	A	Northwestern St.	4 8	97	A	Samford	3 13	164	H	Winthrop	11 10
								97	H	Samford	7 18	167	H	Florida A&M	8 14
												247	H	Northern Ky.	5 8
												247	H	Northern Ky.	7 6
												247	H	Northern Ky.	11 1
												247	H	Northern Ky.	9 3
												255	N	Bowling Green	4 7
												255	N	Bowling Green	11 3
												289	A	Jackson St.	15 4
												289	A	Jackson St.	7 4
												289	A	Jackson St.	13 1
												289	H	Jackson St.	6 1
												289	H	Jackson St.	4 3
												289	H	Jackson St.	7 2
												292	H	Alcorn	8 1
												292	H	Alcorn	10 0
												292	H	Alcorn	10 0
												298	A	Alabama A&M	16 4
												298	A	Alabama A&M	17 2
												298	A	Alabama A&M	7 3
												299	A	Mississippi Val.	10 0
												299	A	Mississippi Val.	28 1
												299	A	Mississippi Val.	12 0

**Non-Div. I Games:**

Alabama St.

Alabama St.

97	A	Samford	3	13
289	A	Jackson St.	13	1

Through Games Of April 26, 2016

RPI	S	Opponent	Score	
299	H	Mississippi Val.	27	2
299	H	Mississippi Val.	3	0
299	H	Mississippi Val.	11	3

Alabama St.

A  
l  
a  
b  
a  
m  
a  
S  
t  
.

A  
l  
a  
b  
a  
m  
a  
S  
t  
.

Average RPI Win:	186	WON-LOST RECORD	WINNING PCT. RANK	LAST 15 GAMES	STRENGTH OF SCHEDULE	OPP. STRENGTH OF SCHEDULE	TEAM RPI	ADJ RPI	CONF. RPI	ADJ CONF. RPI					
DIV. I ONLY		22-20-0	.52381	130	8-7-0	153	166	163	.49355	163	15	16			
DIV. I NON-CONF.		13-14-0	.48148	156	1-3-0	154	178	195	.47651	195	19	19			
<hr/>															
TOTALS	RPI 1-25		RPI 26-50		W-L RECORDS		RPI 51-100		RPI 101-150		RPI 150+				
22-20-0	0-0-0		1-6-0		OVERALL		1-1-0		8-6-0		12-7-0				
14-12-0	0-0-0		1-4-0		HOME		1-0-0		6-5-0		6-3-0				
7-8-0	0-0-0		0-2-0		AWAY		0-1-0		2-1-0		5-4-0				
1-0-0	0-0-0		0-0-0		NEUTRAL		0-0-0		0-0-0		1-0-0				
13-14-0	0-0-0		1-6-0		NON-CONFERENCE		1-1-0		2-3-0		9-4-0				
10-10-0	0-0-0		1-4-0		HOME		1-0-0		2-3-0		6-3-0				
2-4-0	0-0-0		0-0-		AWAY		0-1-0		0-0-0		2-1-0				
1-0-0	0-0-0		0-0-0		NEUTRAL		0-0-0		0-0-0		1-0-0				
9-6-0	0-0-0		0-0-0		CONFERENCE		0-0-0		6-3-0		3-3-0				
4-2-0	0-0-0		0-0-0		HOME		0-0-0		4-2-0		0-0-0				
5-4-0	0-0-0		0-0-0		AWAY		0-0-0		2-1-0		3-3-0				
0-0-0	0-0-0		0-0-0		NEUTRAL		0-0-0		0-0-0		0-0-0				
RPI	S	Opponent	Score	RPI	S	Opponent	Score	RPI	S	Opponent	Score	RPI	S	Opponent	Score
				29	A	UNCW	7 14	61	A	Duke	0 4	103	H	Indiana St.	1 4
				29	H	UNCW	4 11	61	H	Duke	5 1	134	H	Gardner-Webb	10 4
				32	H	Minnesota	11 7					134	H	Gardner-Webb	17 4
				32	H	Minnesota	1 3					134	H	Gardner-Webb	0 5
				32	H	Minnesota	5 7					136	H	Rhode Island	6 7
				42	A	UNCG	2 10					143	H	Liberty	0 3
				42	H	UNCG	2 8					143	H	Liberty	2 1
												143	H	Liberty	2 1
												146	A	Longwood	2 0
												146	A	Longwood	6 3
												146	A	Longwood	4 8
												147	H	Miami (OH)	4 5
												147	H	Miami (OH)	7 0
												147	H	Miami (OH)	5 3
												184	H	Canisius	7 2
												184	H	Canisius	4 7
												184	H	Canisius	12 4
												192	A	Virginia Tech	7 1
												192	A	Virginia Tech	8 11
												195	H	Davidson	4 7
												211	A	Radford	4 6
												211	A	Radford	1 2
												211	A	Radford	5 1
												219	H	Rider	12 3
												219	H	Rider	8 11
												248	A	Charleston So.	7 18
												248	A	Charleston So.	5 4
<hr/>															
LAST 15 GAMES				42	A	UNCG	2 10	143	H	Liberty	2 1	211	A	Radford	5 1
				146	A	Longwood	2 0	134	H	Gardner-Webb	0 5	219	H	Rider	12 3
				146	A	Longwood	6 3	134	H	Gardner-Webb	17 4	219	H	Rider	8 11
				146	A	Longwood	4 8					248	A	Charleston So.	7 18
				29	A	UNCW	7 14					248	A	Charleston So.	5 4

Non-Div. I Games:

Campbell

143 H Liberty	0	3
143 H Liberty	2	1

RPI	S	Opponent	Score	
248	A	Charleston So.	7	5
251	N	Appalachian St.	9	4
271	A	N.C. Central	15	11
286	H	N.C. A&T	15	3
286	H	N.C. A&T	14	1
286	H	N.C. A&T	10	8

Campbell

C  
a  
m  
p  
b  
e  
l  
l

C  
a  
m  
p  
b  
e  
l  
l

Average RPI Win: 198		WON-LOST	WINNING	LAST 15	STRENGTH OF		OPP. STRENGTH	TEAM	ADJ		CONF.	ADJ CONF.		
Average RPI Loss: 141		RECORD	PCT. RANK	GAMES	SCHEDULE		OF SCHEDULE	RPI	RPI		RPI	RPI		
DIV. I ONLY		22-20-0	.52381	130	7-8-0		202	171	164	.49305	164	15	16	
DIV. I NON-CONF.		14-13-0	.51852	141	2-3-0		188	199	165	.49198	164	19	19	
TOTALS		RPI 1-25	RPI 26-50		W-L RECORDS		RPI 51-100		RPI 101-150		RPI 150+			
22-20-0		0-3-0	0-0-0		OVERALL		1-2-0		8-3-0		13-12-0			
14-7-0		0-0-0	0-0-0		HOME		0-0-0		7-3-0		7-4-0			
8-13-0		0-3-0	0-0-0		AWAY		1-2-0		1-0-0		6-8-0			
0-0-0		0-0-0	0-0-0		NEUTRAL		0-0-0		0-0-0		0-0-0			
14-13-0		0-3-0	0-0-0		NON-CONFERENCE		0-0-0		5-3-0		9-7-0			
9-6-0		0-0-0	0-0-0		HOME		0-0-0		4-3-0		5-3-0			
5-7-0		0-3-0	0-0-		AWAY		0-0-0		1-0-0		4-4-0			
0-0-0		0-0-0	0-0-0		NEUTRAL		0-0-0		0-0-0		0-0-0			
8-7-0		0-0-0	0-0-0		CONFERENCE		1-2-0		3-0-0		4-5-0			
5-1-0		0-0-0	0-0-0		HOME		0-0-0		3-0-0		2-1-0			
3-6-0		0-0-0	0-0-0		AWAY		1-2-0		0-0-0		2-4-0			
0-0-0		0-0-0	0-0-0		NEUTRAL		0-0-0		0-0-0		0-0-0			
RPI	S	Opponent	Score		RPI	S	Opponent	Score		RPI	S	Opponent	Score	
3	A	South Carolina	4	16						127	A	Wofford	4	3
11	A	Clemson	3	4						127	H	Wofford	2	9
14	A	North Carolina	6	11						136	H	Rhode Island	8	7
										136	H	Rhode Island	7	11
										136	H	Rhode Island	8	4
										143	H	Liberty	6	5
										143	H	Liberty	7	5
										143	H	Liberty	11	5
										147	H	Miami (OH)	7	5
										147	H	Miami (OH)	18	6
										147	H	Miami (OH)	1	5
										156	A	Stetson	4	5
										156	A	Stetson	6	4
										156	A	Stetson	1	2
										160	H	Charlotte	1	7
										162	A	Alabama St.	4	5
										162	A	Alabama St.	10	9
										162	A	Alabama St.	10	11
										172	A	Presbyterian	3	9
										172	A	Presbyterian	1	2
										172	A	Presbyterian	3	4
					LAST 15 GAMES					195	A	Davidson	15	6
					195	A	Davidson	15	6	211	H	Radford	8	15
					285	A	UNC Asheville	7	10	211	H	Radford	3	2
					285	A	UNC Asheville	5	2	127	H	Wofford	2	9
					285	A	UNC Asheville	9	2					
					127	A	Wofford	4	3					
										211	H	Radford	8	15
										211	H	Radford	3	1
										274	H	ETSU	5	7

Non-Div. I Games:

Winthrop

195	H	Davidson	10	12
211	H	Radford	3	1

RPI	S	Opponent	Score	
277	H	La Salle	9	0
277	H	La Salle	7	3
277	H	La Salle	11	2
277	H	La Salle	9	5
285	A	UNC Asheville	9	2
285	A	UNC Asheville	5	2
285	A	UNC Asheville	7	10
286	A	N.C. A&T	15	4
286	H	N.C. A&T	7	0

Winthrop

W  
i  
n  
t  
h  
r  
o  
p

W  
i  
n  
t  
h  
r  
o  
p



**Non-Div. I Games:**

Ball St.

Ball St.

260	A	Central Mich.	4	2
260	A	Central Mich.	10	7

Through Games Of April 26, 2016

RPI	S	Opponent	Score	
260	A	Central Mich.	10	7
260	A	Central Mich.	3	7
260	A	Central Mich.	4	2
262	A	Purdue	2	9
262	H	Purdue	9	8
287	A	Savannah St.	7	3
287	A	Savannah St.	10	1

Ball St.

B  
a  
l  
l  
S  
t  
.

B  
a  
l  
l  
S  
t  
.

Average RPI Win: 216		WON-LOST	WINNING	LAST 15	STRENGTH OF		OPP. STRENGTH	TEAM	ADJ		CONF.	ADJ CONF.			
Average RPI Loss: 131		RECORD	PCT. RANK	GAMES	SCHEDULE		OF SCHEDULE	RPI	RPI		RPI	RPI			
DIV. I ONLY		17-18-0	.48571	167	0-1-0		192	215	166	.49207	166	20	20		
DIV. I NON-CONF.		10-15-0	.4	208	0-1-0		228	211	220	.46298	220	20	20		
TOTALS		RPI 1-25	RPI 26-50		W-L RECORDS		RPI 51-100		RPI 101-150		RPI 150+				
17-18-0		0-3-0	0-3-0		OVERALL		2-1-0		1-4-0		14-7-0				
11-1-0		0-0-0	0-0-0		HOME		0-0-0		1-0-0		10-1-0				
5-15-0		0-3-0	0-3-0		AWAY		2-1-0		0-4-0		3-4-0				
1-2-0		0-0-0	0-0-0		NEUTRAL		0-0-0		0-0-0		1-2-0				
10-15-0		0-3-0	0-3-0		NON-CONFERENCE		0-0-0		1-4-0		9-5-0				
7-0-0		0-0-0	0-0-0		HOME		0-0-0		1-0-0		6-0-0				
2-13-0		0-3-0	0-0-		AWAY		0-0-0		0-4-0		2-3-0				
1-2-0		0-0-0	0-0-0		NEUTRAL		0-0-0		0-0-0		1-2-0				
7-3-0		0-0-0	0-0-0		CONFERENCE		2-1-0		0-0-0		5-2-0				
4-1-0		0-0-0	0-0-0		HOME		0-0-0		0-0-0		4-1-0				
3-2-0		0-0-0	0-0-0		AWAY		2-1-0		0-0-0		1-1-0				
0-0-0		0-0-0	0-0-0		NEUTRAL		0-0-0		0-0-0		0-0-0				
RPI S	Opponent	Score		RPI S	Opponent	Score		RPI S	Opponent	Score		RPI S	Opponent	Score	
21 A	Creighton	4	5	35 A	Bryant	5	14	74 A	Hartford	9	0	127 A	Wofford	8	9
21 A	Creighton	0	4	35 A	Bryant	2	6	74 A	Hartford	5	9	128 A	Baylor	5	6
21 A	Creighton	0	4	35 A	Bryant	4	8	74 A	Hartford	2	0	128 A	Baylor	2	16
												128 A	Baylor	4	20
												135 H	Sacred Heart	4	2
												181 H	UMass Lowell	5	3
												181 H	UMass Lowell	1	2
												181 H	UMass Lowell	5	0
												197 A	Fordham	1	6
												198 A	Elon	4	1
												206 A	UMBC	15	10
												206 A	UMBC	1	2
												208 H	Manhattan	8	2
												235 A	USC Upstate	6	8
												245 H	Villanova	8	3
												251 N	Appalachian St.	0	4
												255 N	Bowling Green	4	5
												256 N	Dayton	11	6
												263 H	NYIT	5	1
												267 H	Maine	11	0
												267 H	Maine	2	1
					LAST 15 GAMES							272 A	LIU Brooklyn	8	1
				273 A	Iona	0	7	272 A	LIU Brooklyn	8	1	273 A	Iona	0	7
				35 A	Bryant	2	6	74 A	Hartford	2	0	273 H	Iona	15	4
				35 A	Bryant	4	8	74 A	Hartford	5	9	273 H	Iona	11	2
				35 A	Bryant	5	14					295 H	Saint Peter's	7	3
				181 H	UMass Lowell	5	3								

Non-Div. I Games:

Stony Brook

181 H UMass Lowell	5	0
181 H UMass Lowell	1	2

S  
t  
o  
n  
y  
B  
r  
o  
o  
k

S  
t  
o  
n  
y  
B  
r  
o  
o  
k

Average RPI Win: Average RPI Loss:	227 161	WON-LOST RECORD	WINNING PCT. RANK	LAST 15 GAMES		STRENGTH OF SCHEDULE	OPP. STRENGTH OF SCHEDULE	TEAM RPI	ADJ RPI	CONF. RPI	ADJ CONF. RPI	
DIV. I ONLY		24-14-0	.63158	62	9-6-0	272	211	167	.49128	167	31	31
DIV. I NON-CONF.		10-10-0	.5	144	0-3-0	189	147	173	.48584	173	32	32
<hr/>												
TOTALS	RPI 1-25			RPI 26-50	W-L RECORDS		RPI 51-100			RPI 101-150		RPI 150+
24-14-0	0-0-0			0-0-0	OVERALL		3-6-0			1-2-0		20-6-0
15-6-0	0-0-0			0-0-0	HOME		3-5-0			0-0-0		12-1-0
9-8-0	0-0-0			0-0-0	AWAY		0-1-0			1-2-0		8-5-0
0-0-0	0-0-0			0-0-0	NEUTRAL		0-0-0			0-0-0		0-0-0
10-10-0	0-0-0			0-0-0	NON-CONFERENCE		3-6-0			1-2-0		6-2-0
7-5-0	0-0-0			0-0-0	HOME		3-5-0			0-0-0		4-0-0
3-5-0	0-0-0			0-0-	AWAY		0-1-0			1-2-0		2-2-0
0-0-0	0-0-0			0-0-0	NEUTRAL		0-0-0			0-0-0		0-0-0
14-4-0	0-0-0			0-0-0	CONFERENCE		0-0-0			0-0-0		14-4-0
8-1-0	0-0-0			0-0-0	HOME		0-0-0			0-0-0		8-1-0
6-3-0	0-0-0			0-0-0	AWAY		0-0-0			0-0-0		6-3-0
0-0-0	0-0-0			0-0-0	NEUTRAL		0-0-0			0-0-0		0-0-0
RPI	S	Opponent	Score	RPI	S	Opponent	Score	RPI	S	Opponent	Score	
						60 H Jacksonville	5 8	105 A Mercer			3 11	
						64 A North Florida	0 15	105 A Mercer			14 7	
						64 H North Florida	6 9	115 A Auburn			2 11	
						95 H FGCU	6 8	162 A Alabama St.			14 8	
						95 H FGCU	14 9	199 A Bethune-Cookman			5 7	
						95 H FGCU	5 6	199 A Bethune-Cookman			5 6	
						99 H Marshall	20 4	199 A Bethune-Cookman			6 3	
						99 H Marshall	9 4	199 H Bethune-Cookman			15 3	
						99 H Marshall	9 11	199 H Bethune-Cookman			5 3	
								199 H Bethune-Cookman			2 1	
								234 H Toledo			12 4	
								250 H Western Mich.			12 5	
								250 H Western Mich.			2 1	
								250 H Western Mich.			9 0	
								271 H N.C. Central			6 3	
								271 H N.C. Central			16 4	
								271 H N.C. Central			6 4	
								286 A N.C. A&T			17 7	
								286 A N.C. A&T			22 11	
								286 A N.C. A&T			5 3	
								287 A Savannah St.			7 2	
					LAST 15 GAMES			287 A Savannah St.			1 2	
					287 H Savannah St.	9 6	286 A N.C. A&T	17 7	287 A Savannah St.		12 5	
					287 H Savannah St.	5 10	286 A N.C. A&T	5 3	287 H Savannah St.		11 4	
					287 H Savannah St.	11 4	286 A N.C. A&T	22 11	287 H Savannah St.		9 6	
					199 A Bethune-Cookman	5 7			287 H Savannah St.		5 10	
					199 A Bethune-Cookman	6 3			289 A Jackson St.		15 2	

**Non-Div. I Games:**

Florida A&M

199	A	Bethune-Cookman	5	6
60	H	Jacksonville	5	8

RPI	S	Opponent	Score	
289	A	Jackson St.	3	4
289	A	Jackson St.	9	16

Florida A&M

F  
l  
o  
r  
i  
d  
a  
  
A  
&  
M

F  
l  
o  
r  
i  
d  
a  
  
A  
&  
M

Average RPI Win: 145		WON-LOST	WINNING	LAST 15	STRENGTH OF		OPP. STRENGTH	TEAM	ADJ	CONF.	ADJ CONF.
Average RPI Loss: 83		RECORD	PCT. RANK	GAMES	SCHEDULE		OF SCHEDULE	RPI	RPI	RPI	RPI
DIV. I ONLY		15-25-0	.375	234	6-9-0		25	157	168	.4911	168
DIV. I NON-CONF.		10-21-0	.32258	243	1-5-0		35	128	201	.47304	201
TOTALS		RPI 1-25	RPI 26-50		W-L RECORDS		RPI 51-100		RPI 101-150		RPI 150+
15-25-0	0-3-0	0-1-0		OVERALL		7-16-0		4-3-0		4-2-0	
13-12-0	0-3-0	0-1-0		HOME		5-5-0		4-2-0		4-1-0	
2-13-0	0-0-0	0-0-0		AWAY		2-11-0		0-1-0		0-1-0	
0-0-0	0-0-0	0-0-0		NEUTRAL		0-0-0		0-0-0		0-0-0	
10-21-0	0-3-0	0-1-0		NON-CONFERENCE		4-13-0		2-2-0		4-2-0	
9-10-0	0-3-0	0-1-0		HOME		3-4-0		2-1-0		4-1-0	
1-11-0	0-0-0	0-0-0		AWAY		1-9-0		0-1-0		0-1-0	
0-0-0	0-0-0	0-0-0		NEUTRAL		0-0-0		0-0-0		0-0-0	
5-4-0	0-0-0	0-0-0		CONFERENCE		3-3-0		2-1-0		0-0-0	
4-2-0	0-0-0	0-0-0		HOME		2-1-0		2-1-0		0-0-0	
1-2-0	0-0-0	0-0-0		AWAY		1-2-0		0-0-0		0-0-0	
0-0-0	0-0-0	0-0-0		NEUTRAL		0-0-0		0-0-0		0-0-0	
RPI S	Opponent	Score		RPI S	Opponent	Score		RPI S	Opponent	Score	
19 H	TCU	0	3	27 H	Oklahoma St.	0	17	56 A	New Mexico	7	17
19 H	TCU	5	12					56 A	New Mexico	4	8
19 H	TCU	6	17					56 A	New Mexico	6	8
								59 A	Cal St. Fullerton	1	9
								59 A	Cal St. Fullerton	1	7
								59 A	Cal St. Fullerton	0	5
								68 H	Cal Poly	2	7
								68 H	Cal Poly	6	0
								68 H	Cal Poly	6	7
								71 A	Oral Roberts	4	6
								71 H	Oral Roberts	15	8
								82 A	Nebraska	3	7
								82 A	Nebraska	17	5
								82 A	Nebraska	0	4
								84 H	Sam Houston St.	8	13
								84 H	Sam Houston St.	2	0
								84 H	Sam Houston St.	11	15
								88 A	Evansville	6	5
								88 A	Evansville	2	7
								88 A	Evansville	1	11
LAST 15 GAMES											
				149 H	Bradley	10	9				
				149 H	Bradley	4	8				
				149 H	Bradley	7	5				
				191 A	Kansas	3	9				
				93 H	Missouri St.	1	6				

Non-Div. I Games:

Wichita St.

W  
i  
c  
h  
i  
t  
a  
s  
t  
.

W  
i  
c  
h  
i  
t  
a  
s  
t  
.

RPI	S	Opponent	Score
93	H	Missouri St.	11 1
93	H	Missouri St.	9 2
93	H	Missouri St.	11 1
93	H	Missouri St.	1 6
111	H	Oklahoma	7 15
88	A	Evansville	1 11
88	A	Evansville	2 7



Average RPI Win:	193	WON-LOST	WINNING	LAST 15	STRENGTH OF	OPP. STRENGTH	TEAM	ADJ	CONF.	ADJ CONF.		
Average RPI Loss:	174	RECORD	PCT. RANK	GAMES	SCHEDULE	OF SCHEDULE	RPI	RPI	RPI	RPI		
DIV. I ONLY		18-18-0	.5	142	7-5-0	218	233	169	.49062	169	22	22
DIV. I NON-CONF.		11-7-0	.61111	80	2-1-0	90	240	60	.55044	60	21	22
<hr/>												
TOTALS	RPI 1-25	RPI 26-50		W-L RECORDS		RPI 51-100		RPI 101-150		RPI 150+		
18-18-0	0-0-0	5-2-0		OVERALL		0-4-0		0-0-0		13-12-0		
7-1-0	0-0-0	1-0-0		HOME		0-0-0		0-0-0		6-1-0		
8-12-0	0-0-0	3-2-0		AWAY		0-3-0		0-0-0		5-7-0		
3-5-0	0-0-0	1-0-0		NEUTRAL		0-1-0		0-0-0		2-4-0		
11-7-0	0-0-0	5-2-0		NON-CONFERENCE		0-1-0		0-0-0		6-4-0		
2-0-0	0-0-0	1-0-0		HOME		0-0-0		0-0-0		1-0-0		
6-2-0	0-0-0	3-0-		AWAY		0-0-0		0-0-0		3-0-0		
3-5-0	0-0-0	1-0-0		NEUTRAL		0-1-0		0-0-0		2-4-0		
7-11-0	0-0-0	0-0-0		CONFERENCE		0-3-0		0-0-0		7-8-0		
5-1-0	0-0-0	0-0-0		HOME		0-0-0		0-0-0		5-1-0		
2-10-0	0-0-0	0-0-0		AWAY		0-3-0		0-0-0		2-7-0		
0-0-0	0-0-0	0-0-0		NEUTRAL		0-0-0		0-0-0		0-0-0		
RPI	S	Opponent	Score	RPI	S	Opponent	Score	RPI	S	Opponent	Score	
				32	A	Minnesota	0 10	71	A	Oral Roberts	3 10	
				32	H	Minnesota	7 4	71	A	Oral Roberts	3 6	
				44	A	Lamar	7 6	71	A	Oral Roberts	6 8	
				44	A	Lamar	3 0	75	N	Michigan St.	5 9	
				44	A	Lamar	6 7					
				44	A	Lamar	7 5					
				50	N	Boston College	4 2					

Non-Div. I Games: Valley City St. 6 5 Mary 1 0 Minot St. 13 7 North Dakota St.

209 A South Dakota St.	2	5
209 A South Dakota St.	7	14

N  
o  
r  
t  
h  
D  
a  
k  
o  
t  
a  
S  
t  
.

N  
o  
r  
t  
h  
D  
a  
k  
o  
t  
a  
S  
t  
.

Average RPI Win:		189	WON-LOST RECORD		WINNING PCT. RANK		LAST 15 GAMES		STRENGTH OF SCHEDULE		OPP. STRENGTH OF SCHEDULE		TEAM RPI		ADJ RPI		CONF. RPI		ADJ CONF. RPI				
DIV. I ONLY			16-22-0		.42105 206		4-11-0		79		165		170		.4906 170		12		12				
DIV. I NON-CONF.			9-11-0		.45 180		2-4-0		82		221		160		.49284 160		12		12				
TOTALS		RPI 1-25		RPI 26-50				W-L RECORDS		RPI 51-100				RPI 101-150				RPI 150+					
16-22-0		0-1-0		2-10-0				OVERALL		0-6-0				4-2-0				10-3-0					
14-6-0		0-0-0		1-2-0				HOME		0-3-0				4-0-0				9-1-0					
2-15-0		0-1-0		1-7-0				AWAY		0-3-0				0-2-0				1-2-0					
0-1-0		0-0-0		0-1-0				NEUTRAL		0-0-0				0-0-0				0-0-0					
9-11-0		0-1-0		1-5-0				NON-CONFERENCE		0-3-0				1-2-0				7-0-0					
8-3-0		0-0-0		0-0-0				HOME		0-3-0				1-0-0				7-0-0					
1-7-0		0-1-0		1-0-				AWAY		0-0-0				0-2-0				0-0-0					
0-1-0		0-0-0		0-1-0				NEUTRAL		0-0-0				0-0-0				0-0-0					
7-11-0		0-0-0		1-5-0				CONFERENCE		0-3-0				3-0-0				3-3-0					
6-3-0		0-0-0		1-2-0				HOME		0-0-0				3-0-0				2-1-0					
1-8-0		0-0-0		0-3-0				AWAY		0-3-0				0-0-0				1-2-0					
0-0-0		0-0-0		0-0-0				NEUTRAL		0-0-0				0-0-0				0-0-0					
RPI	S	Opponent		Score		RPI	S	Opponent		Score		RPI	S	Opponent		Score		RPI	S	Opponent		Score	
15	A	Vanderbilt		6	8	39	A	Southeast Mo. St.		2	6	84	A	Sam Houston St.		3	6	110	A	Little Rock		5	6
						39	A	Southeast Mo. St.		0	6	84	A	Sam Houston St.		0	2	110	H	Little Rock		6	1
						39	A	Southeast Mo. St.		1	0	84	A	Sam Houston St.		7	9	111	A	Oklahoma		0	3
						41	H	Northwestern St.		2	3	93	H	Missouri St.		6	10	142	H	SFA		3	2
						41	H	Northwestern St.		6	3	93	H	Missouri St.		1	12	142	H	SFA		9	7
						41	H	Northwestern St.		5	7	93	H	Missouri St.		5	6	142	H	SFA		5	4
						44	A	Lamar		6	7							182	H	Houston Baptist		8	7
						44	A	Lamar		5	19							182	H	Houston Baptist		2	3
						44	A	Lamar		2	9							182	H	Houston Baptist		11	0
						49	A	Oregon St.		2	6							213	H	Tennessee Tech		14	6
						49	A	Oregon St.		1	7							214	A	Nicholls St.		5	6
						49	N	Oregon St.		2	6							214	A	Nicholls St.		7	2
																		214	A	Nicholls St.		2	8
																		266	H	Eastern Ill.		4	2
																		266	H	Eastern Ill.		9	1
																		266	H	Eastern Ill.		4	3
																		266	H	Eastern Ill.		6	5
																		278	H	Ark.-Pine Bluff		4	3
																		278	H	Ark.-Pine Bluff		4	0
LAST 15 GAMES																							
						41	H	Northwestern St.		5	7	110	H	Little Rock		6	1						
						41	H	Northwestern St.		6	3	49	A	Oregon St.		1	7						
						41	H	Northwestern St.		2	3	49	N	Oregon St.		2	6						
						15	A	Vanderbilt		6	8												
						214	A	Nicholls St.		7	2												

Non-Div. I Games:

Central Ark.

214 A Nicholls St.	5	6
214 A Nicholls St.	2	8

C  
e  
n  
t  
r  
a  
l  
A  
r  
k  
.

C  
e  
n  
t  
r  
a  
l  
A  
r  
k  
.

Average RPI Win:		202	WON-LOST RECORD		WINNING PCT. RANK		LAST 15 GAMES		STRENGTH OF SCHEDULE		OPP. STRENGTH OF SCHEDULE		TEAM RPI		ADJ RPI		CONF. RPI		ADJ CONF. RPI	
DIV. I ONLY			16-26-0		.38095 230		7-8-0		108		176		171		.49008 171		19		19	
DIV. I NON-CONF.			13-23-0		.36111 227		4-5-0		111		160		172		.48955 170		17		17	
TOTALS		RPI 1-25		RPI 26-50		W-L RECORDS		RPI 51-100		RPI 101-150		RPI 150+								
16-26-0		0-4-0		0-1-0		OVERALL		0-7-0		4-9-0		12-5-0								
8-5-0		0-0-0		0-0-0		HOME		0-1-0		3-3-0		5-1-0								
7-21-0		0-4-0		0-1-0		AWAY		0-5-0		0-6-0		7-4-0								
1-0-0		0-0-0		0-0-0		NEUTRAL		0-0-0		1-0-0		0-0-0								
13-23-0		0-4-0		0-1-0		NON-CONFERENCE		0-7-0		4-9-0		9-2-0								
6-4-0		0-0-0		0-0-0		HOME		0-1-0		3-3-0		3-0-0								
6-19-0		0-4-0		0-0-		AWAY		0-6-0		0-6-0		6-2-0								
1-0-0		0-0-0		0-0-0		NEUTRAL		0-0-0		1-0-0		0-0-0								
3-3-0		0-0-0		0-0-0		CONFERENCE		0-0-0		0-0-0		3-3-0								
2-1-0		0-0-0		0-0-0		HOME		0-0-0		0-0-0		2-1-0								
1-2-0		0-0-0		0-0-0		AWAY		0-0-0		0-0-0		1-2-0								
0-0-0		0-0-0		0-0-0		NEUTRAL		0-0-0		0-0-0		0-0-0								
RPI	S	Opponent		Score		RPI	S	Opponent		Score		RPI	S	Opponent		Score				
2	A	Louisville		1	11	37	A	Kentucky		2	6	72	A	Wright St.		1	4			
15	A	Vanderbilt		2	5							105	A	Mercer		3	5			
15	A	Vanderbilt		0	7							72	H	Wright St.		3	8			
15	A	Vanderbilt		3	14							89	A	Arizona St.		1	2			
												89	A	Arizona St.		2	8			
												89	A	Arizona St.		2	5			
												89	A	Arizona St.		1	5			
												98	A	Ohio St.		6	11			
												122	H	Indiana		0	8			
												125	A	Cincinnati		2	9			
												125	A	Cincinnati		0	4			
												125	H	Cincinnati		6	3			
												125	N	Cincinnati		8	5			
												147	A	Miami (OH)		2	3			
												147	H	Miami (OH)		12	4			
												154	H	St. John's (NY)		11	8			
												154	H	St. John's (NY)		1	0			
												154	H	St. John's (NY)		2	4			
												165	A	Ball St.		4	5			
												189	A	Georgetown		8	5			
												189	A	Georgetown		3	4			
												189	A	Georgetown		1	9			
												235	A	USC Upstate		6	1			
												235	A	USC Upstate		3	2			
												235	A	USC Upstate		8	7			
												243	A	Illinois St.		11	5			
												243	A	Illinois St.		12	1			
												243	A	Illinois St.		5	6			
												247	A	Northern Ky.		8	1			
				LAST 15 GAMES																
				154	H	St. John's (NY)		1	0	189	A	Georgetown		8	5	235	A	USC Upstate		
				154	H	St. John's (NY)		11	8	125	N	Cincinnati		8	5	243	A	Illinois St.		
				154	H	St. John's (NY)		2	4	147	A	Miami (OH)		2	3	243	A	Illinois St.		
				122	H	Indiana		0	8							243	A	Illinois St.		
				247	A	Northern Ky.		8	1							247	A	Northern Ky.		

Non-Div. I Games:

Xavier

189	A	Georgetown	3	4
189	A	Georgetown	1	9

RPI	S	Opponent	Score	
260	H	Central Mich.	7	4
260	H	Central Mich.	5	0
260	H	Central Mich.	8	5

Xavier

X  
a  
v  
i  
e  
r

X  
a  
v  
i  
e  
r

Average RPI Win: 217		WON-LOST	WINNING	LAST 15	STRENGTH OF		OPP. STRENGTH	TEAM	ADJ		CONF.	ADJ CONF.
Average RPI Loss: 145		RECORD	PCT. RANK	GAMES	SCHEDULE		OF SCHEDULE	RPI	RPI		RPI	RPI
DIV. I ONLY		21-19-0	.525	129	8-7-0		217	204	172		.48971	172
DIV. I NON-CONF.		14-11-0	.56	114	2-2-0		283	224	208		.46816	208
TOTALS		RPI 1-25	RPI 26-50		W-L RECORDS		RPI 51-100		RPI 101-150		RPI 150+	
21-19-0		0-4-0	0-0-0		OVERALL		0-1-0		4-5-0		17-9-0	
12-4-0		0-0-0	0-0-0		HOME		0-0-0		2-2-0		10-2-0	
6-13-0		0-4-0	0-0-0		AWAY		0-0-0		2-3-0		4-6-0	
3-2-0		0-0-0	0-0-0		NEUTRAL		0-1-0		0-0-0		3-1-0	
14-11-0		0-1-0	0-0-0		NON-CONFERENCE		0-1-0		1-2-0		13-7-0	
7-3-0		0-0-0	0-0-0		HOME		0-0-0		0-1-0		7-2-0	
4-6-0		0-1-0	0-0-		AWAY		0-0-0		1-1-0		3-4-0	
3-2-0		0-0-0	0-0-0		NEUTRAL		0-1-0		0-0-0		3-1-0	
7-8-0		0-3-0	0-0-0		CONFERENCE		0-0-0		3-3-0		4-2-0	
5-1-0		0-0-0	0-0-0		HOME		0-0-0		2-1-0		3-0-0	
2-7-0		0-3-0	0-0-0		AWAY		0-0-0		1-2-0		1-2-0	
0-0-0		0-0-0	0-0-0		NEUTRAL		0-0-0		0-0-0		0-0-0	
RPI S	Opponent	Score	RPI S	Opponent	Score	RPI S	Opponent	Score	RPI S	Opponent	Score	
10 A	Coastal Caro.	2 5				75 N	Michigan St.	5 11	114 A	Western Caro.	9 10	
10 A	Coastal Caro.	3 12							127 A	Wofford	6 5	
10 A	Coastal Caro.	2 4							127 H	Wofford	4 8	
11 A	Clemson	4 8							134 A	Gardner-Webb	1 3	
									134 A	Gardner-Webb	3 0	
									134 A	Gardner-Webb	0 14	
									143 H	Liberty	9 7	
									143 H	Liberty	2 4	
									143 H	Liberty	9 8	
									151 A	Furman	6 8	
									151 A	Furman	8 9	
									151 H	Furman	8 10	
									164 H	Winthrop	4 3	
									164 H	Winthrop	9 3	
									164 H	Winthrop	2 1	
									197 N	Fordham	7 1	
									201 N	Omaha	11 1	
									220 A	The Citadel	7 6	
									220 A	The Citadel	1 2	
									220 A	The Citadel	2 7	
									235 A	USC Upstate	6 5	
									241 H	Towson	7 5	
									241 H	Towson	11 5	
									241 H	Towson	6 2	
									255 N	Bowling Green	1 6	
									255 N	Bowling Green	6 5	
									271 H	N.C. Central	15 6	
			LAST 15 GAMES									
			151 A	Furman	6 8	10 A	Coastal Caro.	2 5				
			143 H	Liberty	9 8	151 H	Furman	8 10				
			143 H	Liberty	9 7	164 H	Winthrop	9 3				
			143 H	Liberty	2 4							
			286 A	N.C. A&T	10 6							

Non-Div. I Games:

Presbyterian

10	A	Coastal Caro.	3	12
10	A	Coastal Caro.	2	4

RPI	S	Opponent	Score	
277	H	La Salle	3	6
277	H	La Salle	6	0
277	H	La Salle	10	3
285	A	UNC Asheville	13	8
285	A	UNC Asheville	4	7
285	A	UNC Asheville	9	22
286	A	N.C. A&T	10	6
287	H	Savannah St.	16	1



Average RPI Win: 206		WON-LOST	WINNING	LAST 15	STRENGTH OF		OPP. STRENGTH	TEAM	ADJ		CONF.	ADJ CONF.
Average RPI Loss: 142		RECORD	PCT. RANK	GAMES	SCHEDULE		OF SCHEDULE	RPI	RPI		RPI	RPI
DIV. I ONLY		19-17-0	.52778	123	7-8-0		254	141	173		13	13
DIV. I NON-CONF.		10-7-0	.58824	94	2-3-0		253	272	149		9	9
TOTALS		RPI 1-25	RPI 26-50		W-L RECORDS		RPI 51-100		RPI 101-150		RPI 150+	
19-17-0		0-0-0	0-0-0		OVERALL		0-5-0		3-6-0		16-6-0	
9-2-0		0-0-0	0-0-0		HOME		0-0-0		2-1-0		7-1-0	
7-13-0		0-0-0	0-0-0		AWAY		0-5-0		1-5-0		6-3-0	
3-2-0		0-0-0	0-0-0		NEUTRAL		0-0-0		0-0-0		3-2-0	
10-7-0		0-0-0	0-0-0		NON-CONFERENCE		0-2-0		0-0-0		10-5-0	
2-1-0		0-0-0	0-0-0		HOME		0-0-0		0-0-0		2-1-0	
5-4-0		0-0-0	0-0-		AWAY		0-2-0		0-0-0		5-2-0	
3-2-0		0-0-0	0-0-0		NEUTRAL		0-0-0		0-0-0		3-2-0	
9-10-0		0-0-0	0-0-0		CONFERENCE		0-3-0		3-6-0		6-1-0	
7-1-0		0-0-0	0-0-0		HOME		0-0-0		2-1-0		5-0-0	
2-9-0		0-0-0	0-0-0		AWAY		0-3-0		1-5-0		1-1-0	
0-0-0		0-0-0	0-0-0		NEUTRAL		0-0-0		0-0-0		0-0-0	
RPI S	Opponent	Score	RPI S	Opponent	Score	RPI S	Opponent	Score	RPI S	Opponent	Score	
						79 A	Fresno St.	1 14	140 A	UNLV	0 1	
						79 A	Fresno St.	3 6	140 A	UNLV	2 7	
						79 A	Fresno St.	1 5	140 A	UNLV	6 7	
						92 A	Iowa	7 9	141 A	Nevada	4 8	
						92 A	Iowa	2 22	141 A	Nevada	12 7	
									141 A	Nevada	5 6	
									141 H	Nevada	5 2	
									141 H	Nevada	18 4	
									141 H	Nevada	5 12	
									152 N	Navy	0 5	
									152 N	Navy	1 3	
									152 N	Navy	10 5	
									183 H	San Diego St.	17 13	
									186 A	San Jose St.	5 9	
									186 A	San Jose St.	7 2	
									186 H	San Jose St.	12 4	
									186 H	San Jose St.	8 7	
									186 H	San Jose St.	13 7	
									186 H	San Jose St.	9 3	
									195 A	Davidson	9 4	
									201 A	Omaha	4 7	
									201 H	Omaha	3 12	
									201 H	Omaha	18 10	
									202 N	Marist	8 4	
									257 N	Buffalo	13 0	
									264 A	UC Davis	5 2	
									264 A	UC Davis	9 8	
LAST 15 GAMES												
			201 A	Omaha	4 7	140 A	UNLV	0 1				
			141 A	Nevada	4 8	92 A	Iowa	2 22				
			141 A	Nevada	12 7	92 A	Iowa	7 9				
			141 A	Nevada	5 6							
			282 A	Northern Colo.	4 2							

Non-Div. I Games: Adams St. 13 1

Air Force

140	A	UNLV	6	7
140	A	UNLV	2	7

RPI	S	Opponent	Score	
264	A	UC Davis	2	6
282	A	Northern Colo.	4	2
282	A	Northern Colo.	14	4
282	H	Northern Colo.	14	7

Air Force

A  
i  
r  
F  
o  
r  
c  
e

A  
i  
r  
F  
o  
r  
c  
e

Delaware

187 H Northeastern	0	14
187 H Northeastern	3	6

RPI	S	Opponent	Score	
265	A	Lehigh	7	16
277	A	La Salle	4	2
277	H	La Salle	22	1
290	A	Delaware St.	19	8
290	H	Delaware St.	8	3
290	H	Delaware St.	4	2

Delaware

D  
e  
l  
a  
w  
a  
r  
e

D  
e  
l  
a  
w  
a  
r  
e

Average RPI Win:		201	WON-LOST		WINNING		LAST 15		STRENGTH OF		OPP. STRENGTH		TEAM		ADJ		CONF.		ADJ CONF.	
Average RPI Loss:		150	RECORD		PCT. RANK		GAMES		SCHEDULE		OF SCHEDULE		RPI		RPI		RPI		RPI	
DIV. I ONLY			22-18-0		.55	113	7-8-0		239		183		175		.48762	175	26		26	
DIV. I NON-CONF.			12-13-0		.48	157	0-3-0		204		120		177		.48536	177	26		26	
TOTALS		RPI 1-25		RPI 26-50		W-L RECORDS		RPI 51-100		RPI 101-150		RPI 150+								
22-18-0		1-1-0		0-2-0		OVERALL		1-2-0		3-5-0		17-8-0								
10-7-0		0-0-0		0-0-0		HOME		0-0-0		1-3-0		9-4-0								
11-8-0		1-1-0		0-2-0		AWAY		0-1-0		2-0-0		8-4-0								
1-3-0		0-0-0		0-0-0		NEUTRAL		1-1-0		0-2-0		0-0-0								
12-13-0		1-1-0		0-2-0		NON-CONFERENCE		1-2-0		3-5-0		7-3-0								
6-5-0		0-0-0		0-0-0		HOME		0-0-0		1-3-0		5-2-0								
5-5-0		1-1-0		0-0-		AWAY		0-1-0		2-0-0		2-1-0								
1-3-0		0-0-0		0-0-0		NEUTRAL		1-1-0		0-2-0		0-0-0								
10-5-0		0-0-0		0-0-0		CONFERENCE		0-0-0		0-0-0		10-5-0								
4-2-0		0-0-0		0-0-0		HOME		0-0-0		0-0-0		4-2-0								
6-3-0		0-0-0		0-0-0		AWAY		0-0-0		0-0-0		6-3-0								
0-0-0		0-0-0		0-0-0		NEUTRAL		0-0-0		0-0-0		0-0-0								
RPI	S	Opponent		Score		RPI	S	Opponent		Score		RPI	S	Opponent		Score				
16	A	Texas Tech		2	14	26	A	Arizona		7	8	56	A	New Mexico		4	10			
16	A	Texas Tech		7	6	26	A	Arizona		8	11	56	N	New Mexico		9	6			
												56	N	New Mexico		2	3			
														128 A Baylor		9	5			
														128 A Baylor		7	4			
														130 N San Diego		1	5			
														130 N San Diego		1	10			
														142 H SFA		7	14			
														142 H SFA		4	5			
														142 H SFA		7	6			
														142 H SFA		2	8			
														158 A Grand Canyon		7	6			
														158 A Grand Canyon		5	4			
														158 A Grand Canyon		4	3			
														159 H Utah Valley		4	7			
														159 H Utah Valley		1	6			
														159 H Utah Valley		7	4			
														193 A UC Riverside		2	8			
														193 A UC Riverside		4	2			
														193 A UC Riverside		6	5			
														241 H Towson		9	8			
														241 H Towson		8	5			
														241 H Towson		17	3			
														253 A CSU Bakersfield		5	4			
														253 A CSU Bakersfield		6	7			
														253 A CSU Bakersfield		2	8			
														267 H Maine		7	3			
														267 H Maine		1	3			
														267 H Maine		3	2			
														267 H Maine		3	13			

Non-Div. I Games:

New Mexico St.

New Mexico St.

159 H Utah Valley	1	6
159 H Utah Valley	4	7

Through Games Of April 26, 2016

RPI	S	Opponent	Score	
275	A	UTRGV	3	9
275	A	UTRGV	12	3
275	A	UTRGV	7	3
291	H	Chicago St.	8	2
291	H	Chicago St.	11	4
291	H	Chicago St.	17	5

New Mexico St.

N  
e  
w  
M  
e  
x  
i  
c  
o  
s  
t  
.

N  
e  
w  
M  
e  
x  
i  
c  
o  
s  
t  
.

Average RPI Win:	225	WON-LOST RECORD	WINNING PCT. RANK	LAST 15 GAMES	STRENGTH OF SCHEDULE	OPP. STRENGTH OF SCHEDULE	TEAM RPI	ADJ RPI	CONF. RPI	ADJ CONF. RPI	
DIV. I ONLY		22-22-0	.5 142	11-4-0	240	240	176	.48739	176	29	29
DIV. I NON-CONF.		11-17-0	.39286 213	2-1-0	265	182	230	.45767	230	29	29
<hr/>											
TOTALS	RPI 1-25	RPI 26-50		W-L RECORDS		RPI 51-100		RPI 101-150		RPI 150+	
22-22-0	0-0-0	0-0-0		OVERALL		1-3-0		1-3-0		20-16-0	
5-5-0	0-0-0	0-0-0		HOME		0-1-0		1-0-0		4-4-0	
16-16-0	0-0-0	0-0-0		AWAY		1-2-0		0-3-0		15-11-0	
1-1-0	0-0-0	0-0-0		NEUTRAL		0-0-0		0-0-0		1-1-0	
11-17-0	0-0-0	0-0-0		NON-CONFERENCE		1-3-0		1-3-0		9-11-0	
3-3-0	0-0-0	0-0-0		HOME		0-1-0		1-0-0		2-2-0	
7-13-0	0-0-0	0-0-		AWAY		1-2-0		0-3-0		6-8-0	
1-1-0	0-0-0	0-0-0		NEUTRAL		0-0-0		0-0-0		1-1-0	
11-5-0	0-0-0	0-0-0		CONFERENCE		0-0-0		0-0-0		11-5-0	
2-2-0	0-0-0	0-0-0		HOME		0-0-0		0-0-0		2-2-0	
9-3-0	0-0-0	0-0-0		AWAY		0-0-0		0-0-0		9-3-0	
0-0-0	0-0-0	0-0-0		NEUTRAL		0-0-0		0-0-0		0-0-0	
<hr/>											
RPI S	Opponent	Score	RPI S	Opponent	Score	RPI S	Opponent	Score	RPI S	Opponent	Score
						69 A	Long Beach St.	1 7	116 A	William & Mary	5 8
						69 A	Long Beach St.	1 2	116 A	William & Mary	11 12
						69 A	Long Beach St.	3 2	116 A	William & Mary	5 6
						74 H	Hartford	4 8	136 H	Rhode Island	5 3
						151 A	Furman	2 5			
						151 A	Furman	4 7			
						151 A	Furman	10 7			
						152 A	Navy	2 4			
						152 A	Navy	3 1			
						152 A	Navy	0 9			
						152 A	Navy	4 2			
						177 A	South Fla.	3 4			
						177 A	South Fla.	2 3			
						177 A	South Fla.	2 3			
						181 H	UMass Lowell	2 5			
						204 A	Yale	8 1			
						204 A	Yale	5 10			
						204 A	Yale	4 2			
						225 N	Penn	5 3			
						225 N	Penn	3 4			
228 H	Harvard	11 4									
233 A	Dartmouth	1 2									
LAST 15 GAMES						239 H	Army West Point	1 6	239 H	Army West Point	6 2
						239 H	Army West Point	6 3	239 H	Army West Point	6 3
						136 H	Rhode Island	5 3	239 H	Army West Point	1 6
						239 H	Army West Point	0 3			
						240 A	Siena	9 6	240 A	Siena	9 6

**Non-Div. I Games:**

Holy Cross

239 H Army West Point	0	3
239 H Army West Point	6	2

RPI	S	Opponent	Score	
259	A	Brown	9	0
259	A	Brown	1	2
259	H	Brown	12	11
259	H	Brown	0	3
265	A	Lehigh	12	3
265	A	Lehigh	6	1
265	A	Lehigh	4	5
265	A	Lehigh	5	4
279	A	Massachusetts	6	3
281	A	Bucknell	10	6
281	A	Bucknell	3	0
281	A	Bucknell	12	10
281	A	Bucknell	5	3

Holy Cross

H  
O  
L  
Y  
C  
R  
O  
S  
S

H  
O  
L  
Y  
C  
R  
O  
S  
S



Average RPI Win:		154	WON-LOST RECORD		WINNING PCT. RANK	LAST 15 GAMES	STRENGTH OF SCHEDULE		OPP. STRENGTH OF SCHEDULE	TEAM RPI	ADJ RPI	CONF. RPI	ADJ CONF. RPI				
Average RPI Loss:		123															
DIV. I ONLY			19-22-0		.46341	179	0-1-0		123	104	177	.48719	177	6	6		
DIV. I NON-CONF.			15-14-0		.51724	142	0-1-0		95	129	155	.49693	155	6	6		
TOTALS		RPI 1-25		RPI 26-50		W-L RECORDS		RPI 51-100		RPI 101-150		RPI 150+					
19-22-0		0-1-0		0-0-0		OVERALL		3-8-0		6-7-0		10-6-0					
15-11-0		0-1-0		0-0-0		HOME		2-3-0		4-3-0		9-4-0					
4-11-0		0-0-0		0-0-0		AWAY		1-5-0		2-4-0		1-2-0					
0-0-0		0-0-0		0-0-0		NEUTRAL		0-0-0		0-0-0		0-0-0					
15-14-0		0-1-0		0-0-0		NON-CONFERENCE		2-6-0		4-3-0		9-4-0					
14-9-0		0-1-0		0-0-0		HOME		2-3-0		4-3-0		8-2-0					
1-5-0		0-0-0		0-0-		AWAY		0-3-0		0-0-0		1-2-0					
0-0-0		0-0-0		0-0-0		NEUTRAL		0-0-0		0-0-0		0-0-0					
4-8-0		0-0-0		0-0-0		CONFERENCE		1-2-0		2-4-0		1-2-0					
1-2-0		0-0-0		0-0-0		HOME		0-0-0		0-0-0		1-2-0					
3-6-0		0-0-0		0-0-0		AWAY		1-2-0		2-4-0		0-0-0					
0-0-0		0-0-0		0-0-0		NEUTRAL		0-0-0		0-0-0		0-0-0					
RPI	S	Opponent		Score		RPI	S	Opponent		Score		RPI	S	Opponent		Score	
6	H	Florida St.		4	12												
								60	A	Jacksonville	5	7	118	A	UCF	6	4
								64	A	North Florida	6	7	118	A	UCF	5	6
								64	H	North Florida	5	7	118	A	UCF	0	4
								75	H	Michigan St.	2	0	120	H	Saint Joseph's	7	3
								75	H	Michigan St.	1	11	120	H	Saint Joseph's	13	3
								75	H	Michigan St.	7	5	120	H	Saint Joseph's	7	8
								78	A	Houston	1	5	123	H	FIU	5	6
								78	A	Houston	4	1	125	A	Cincinnati	2	3
								78	A	Houston	5	7	125	A	Cincinnati	3	4
								95	A	FGCU	3	4	125	A	Cincinnati	5	3
								95	H	FGCU	6	13	143	H	Liberty	0	4
													143	H	Liberty	11	10
													143	H	Liberty	6	5
													156	A	Stetson	3	2
													156	A	Stetson	1	5
													176	H	Holy Cross	4	3
													176	H	Holy Cross	3	2
													176	H	Holy Cross	3	2
													178	H	Eastern Mich.	2	3
													178	H	Eastern Mich.	8	4
													178	H	Eastern Mich.	8	4
													199	A	Bethune-Cookman	3	10
													199	H	Bethune-Cookman	6	2
													221	H	Memphis	7	5
													221	H	Memphis	3	8
													221	H	Memphis	3	4
													233	H	Dartmouth	4	0
				LAST 15 GAMES													
				156	A	Stetson	1	5	118	A	UCF	0	4				
				123	H	FIU	5	6	118	A	UCF	6	4				
				78	A	Houston	5	7	64	H	North Florida	5	7				
				78	A	Houston	4	1									
				78	A	Houston	1	5									

Non-Div. I Games:

South Fla.

South Fla.

199	H	Bethune-Cookman	6	2
118	A	UCF	5	6

Through Games Of April 26, 2016

RPI	S	Opponent	Score	
233	H	Dartmouth	0	1
233	H	Dartmouth	4	0

South Fla.

S  
o  
u  
t  
h  
F  
l  
a  
.

S  
o  
u  
t  
h  
F  
l  
a  
.

Average RPI Win: 227		WON-LOST	WINNING	LAST 15	STRENGTH OF		OPP. STRENGTH	TEAM	ADJ	CONF.	ADJ CONF.
Average RPI Loss: 129		RECORD	PCT. RANK	GAMES	SCHEDULE		OF SCHEDULE	RPI	RPI	RPI	RPI
DIV. I ONLY		14-22-0	.38889	225	6-9-0		127	242	178	.48582	178
DIV. I NON-CONF.		8-16-0	.33333	235	2-3-0		72	206	151	.50022	151
TOTALS		RPI 1-25	RPI 26-50		W-L RECORDS		RPI 51-100		RPI 101-150		RPI 150+
14-22-0		0-3-0	0-0-0		OVERALL		1-8-0		0-3-0		13-8-0
3-4-0		0-0-0	0-0-0		HOME		0-3-0		0-1-0		3-0-0
8-15-0		0-2-0	0-0-0		AWAY		1-4-0		0-1-0		7-7-0
3-3-0		0-1-0	0-0-0		NEUTRAL		0-0-0		0-1-0		3-1-0
8-16-0		0-3-0	0-0-0		NON-CONFERENCE		1-5-0		0-3-0		7-5-0
0-1-0		0-0-0	0-0-0		HOME		0-0-0		0-1-0		0-0-0
5-12-0		0-2-0	0-0-		AWAY		1-5-0		0-1-0		4-4-0
3-3-0		0-1-0	0-0-0		NEUTRAL		0-0-0		0-1-0		3-1-0
6-6-0		0-0-0	0-0-0		CONFERENCE		0-3-0		0-0-0		6-3-0
3-3-0		0-0-0	0-0-0		HOME		0-3-0		0-0-0		3-0-0
3-3-0		0-0-0	0-0-0		AWAY		0-0-0		0-0-0		3-3-0
0-0-0		0-0-0	0-0-0		NEUTRAL		0-0-0		0-0-0		0-0-0
RPI S	Opponent	Score	RPI S	Opponent	Score	RPI S	Opponent	Score	RPI S	Opponent	Score
1 A	Florida	4 12				72 A	Wright St.	0 14	119 A	West Virginia	1 5
1 N	Florida	7 8				72 A	Wright St.	5 7	137 H	Oakland	4 7
25 A	Michigan	3 19				75 A	Michigan St.	4 2	137 N	Oakland	3 11
						81 H	Kent St.	2 4	177 A	South Fla.	4 8
						81 H	Kent St.	3 7	177 A	South Fla.	3 2
						81 H	Kent St.	3 13	177 A	South Fla.	4 8
						89 A	Arizona St.	1 8	201 N	Omaha	1 2
						89 A	Arizona St.	4 5	201 N	Omaha	16 3
						89 A	Arizona St.	4 12	201 N	Omaha	8 1
									229 A	Lipscomb	8 12
									229 A	Lipscomb	17 4
									229 A	Lipscomb	1 4
									244 N	NJIT	8 0
									250 A	Western Mich.	2 6
									250 A	Western Mich.	4 7
									250 A	Western Mich.	5 3
									255 H	Bowling Green	8 4
									255 H	Bowling Green	5 4
									255 H	Bowling Green	4 0
									256 A	Dayton	7 6
									257 A	Buffalo	2 1
									257 A	Buffalo	4 12
									257 A	Buffalo	4 3
									262 A	Purdue	6 5
						250 A	Western Mich.	5 3			
						250 A	Western Mich.	4 7			
						250 A	Western Mich.	2 6			
						81 H	Kent St.	3 7			
						81 H	Kent St.	2 4			
						262 A	Purdue	6 5			
						119 A	West Virginia	1 5			
						75 A	Michigan St.	4 2			

Non-Div. I Games:

Eastern Mich.

81	H	Kent St.	3	13
25	A	Michigan	3	19

E  
a  
s  
t  
e  
r  
n  
M  
i  
c  
h  
.

E  
a  
s  
t  
e  
r  
n  
M  
i  
c  
h  
.

Average RPI Win: 166		WON-LOST	WINNING	LAST 15	STRENGTH OF		OPP. STRENGTH	TEAM	ADJ		CONF.	ADJ CONF.
Average RPI Loss: 117		RECORD	PCT. RANK	GAMES	SCHEDULE		OF SCHEDULE	RPI	RPI		RPI	RPI
DIV. I ONLY		15-24-0	.38462	227	2-12-0		86	206	179		.48498	179
DIV. I NON-CONF.		13-11-0	.54167	126	1-1-0		114	258	132		.50974	132
TOTALS		RPI 1-25	RPI 26-50		W-L RECORDS		RPI 51-100		RPI 101-150		RPI 150+	
15-24-0		0-0-0	0-4-0		OVERALL		1-6-0		6-7-0		8-7-0	
7-12-0		0-0-0	0-4-0		HOME		0-0-0		4-4-0		3-4-0	
7-12-0		0-0-0	0-0-0		AWAY		1-6-0		1-3-0		5-3-0	
1-0-0		0-0-0	0-0-0		NEUTRAL		0-0-0		1-0-0		0-0-0	
13-11-0		0-0-0	0-1-0		NON-CONFERENCE		0-1-0		5-5-0		8-4-0	
7-6-0		0-0-0	0-1-0		HOME		0-0-0		4-4-0		3-1-0	
5-5-0		0-0-0	0-0-		AWAY		0-1-0		0-1-0		5-3-0	
1-0-0		0-0-0	0-0-0		NEUTRAL		0-0-0		1-0-0		0-0-0	
2-13-0		0-0-0	0-3-0		CONFERENCE		1-5-0		1-2-0		0-3-0	
0-6-0		0-0-0	0-3-0		HOME		0-0-0		0-0-0		0-3-0	
2-7-0		0-0-0	0-0-0		AWAY		1-5-0		1-2-0		0-0-0	
0-0-0		0-0-0	0-0-0		NEUTRAL		0-0-0		0-0-0		0-0-0	
RPI S	Opponent	Score	RPI S	Opponent	Score	RPI S	Opponent	Score	RPI S	Opponent	Score	
			45 H	BYU	2 8	51 A	Gonzaga	5 14	104 A	Seattle	3 4	
			45 H	BYU	3 5	51 A	Gonzaga	1 18	104 N	Seattle	4 3	
			45 H	BYU	1 4	51 A	Gonzaga	0 3	108 H	CSUN	1 2	
			49 H	Oregon St.	6 13	94 A	Loyola Marymount	3 1	108 H	CSUN	6 5	
						94 A	Loyola Marymount	1 8	108 H	CSUN	7 3	
						94 A	Loyola Marymount	0 3	108 H	CSUN	1 2	
						100 A	Oregon	1 10	112 A	Pepperdine	0 4	
									112 A	Pepperdine	3 2	
									112 A	Pepperdine	4 5	
									137 H	Oakland	6 3	
									137 H	Oakland	0 4	
									137 H	Oakland	10 7	
									137 H	Oakland	4 14	
									159 A	Utah Valley	8 6	
									159 A	Utah Valley	8 9	
									159 A	Utah Valley	10 3	
									159 A	Utah Valley	4 6	
									193 H	UC Riverside	8 5	
									193 H	UC Riverside	4 3	
									193 H	UC Riverside	10 6	
									193 H	UC Riverside	1 4	
									194 H	Pacific	0 3	
									194 H	Pacific	6 10	
									194 H	Pacific	2 3	
									264 A	UC Davis	9 6	
									264 A	UC Davis	7 4	
									264 A	UC Davis	12 0	
LAST 15 GAMES			112 A	Pepperdine	4 5	51 A	Gonzaga	5 14				
			112 A	Pepperdine	3 2	51 A	Gonzaga	0 3				
			112 A	Pepperdine	0 4	51 A	Gonzaga	1 18				
			104 N	Seattle	4 3							
			194 H	Pacific	2 3							

Non-Div. I Games:

Portland

Portland

194 H Pacific	6	10
194 H Pacific	0	3

Through Games Of April 26, 2016

RPI	S	Opponent	Score	
264	A	UC Davis	3	4

Portland

P  
o  
r  
t  
l  
a  
n  
d

P  
o  
r  
t  
l  
a  
n  
d

Average RPI Win: 223		WON-LOST	WINNING	LAST 15	STRENGTH OF		OPP. STRENGTH	TEAM	ADJ	CONF.	ADJ CONF.
Average RPI Loss: 144		RECORD	PCT. RANK	GAMES	SCHEDULE		OF SCHEDULE	RPI	RPI	RPI	RPI
DIV. I ONLY		16-20-0	.44444	197	8-7-0		203	258	180	.48491	180
DIV. I NON-CONF.		11-13-0	.45833	173	4-2-0		250	276	196	.47533	196
TOTALS		RPI 1-25	RPI 26-50		W-L RECORDS		RPI 51-100		RPI 101-150		RPI 150+
16-20-0		0-3-0	0-0-0		OVERALL		2-4-0		0-3-0		14-10-0
6-3-0		0-0-0	0-0-0		HOME		0-0-0		0-0-0		6-3-0
10-17-0		0-3-0	0-0-0		AWAY		2-4-0		0-3-0		8-7-0
0-0-0		0-0-0	0-0-0		NEUTRAL		0-0-0		0-0-0		0-0-0
11-13-0		0-3-0	0-0-0		NON-CONFERENCE		1-2-0		0-0-0		10-8-0
4-2-0		0-0-0	0-0-0		HOME		0-0-0		0-0-0		4-2-0
7-11-0		0-3-0	0-0-		AWAY		1-2-0		0-0-0		6-6-0
0-0-0		0-0-0	0-0-0		NEUTRAL		0-0-0		0-0-0		0-0-0
5-7-0		0-0-0	0-0-0		CONFERENCE		1-2-0		0-3-0		4-2-0
2-1-0		0-0-0	0-0-0		HOME		0-0-0		0-0-0		2-1-0
3-6-0		0-0-0	0-0-0		AWAY		1-2-0		0-3-0		2-1-0
0-0-0		0-0-0	0-0-0		NEUTRAL		0-0-0		0-0-0		0-0-0
RPI S	Opponent	Score	RPI S	Opponent	Score	RPI S	Opponent	Score	RPI S	Opponent	Score
3 A	South Carolina	1 10				74 A	Hartford	3 6	132 A	Binghamton	4 9
3 A	South Carolina	1 8				74 A	Hartford	6 7	132 A	Binghamton	6 8
3 A	South Carolina	2 6				74 A	Hartford	9 5	132 A	Binghamton	4 7
						77 A	Western Ky.	2 12	154 H	St. John's (NY)	3 20
						77 A	Western Ky.	3 5	181 A	UMass Lowell	5 2
						77 A	Western Ky.	7 4	181 A	UMass Lowell	4 2
									181 A	UMass Lowell	1 6
									196 A	Fairfield	4 5
									197 H	Fordham	3 9
									202 A	Marist	0 2
									206 H	UMBC	10 4
									206 H	UMBC	6 1
									206 H	UMBC	1 5
									216 A	Central Conn. St.	6 1
									217 H	Quinnipiac	24 14
									228 A	Harvard	3 0
									228 A	Harvard	2 3
									263 A	NYIT	0 3
									263 A	NYIT	5 2
									263 A	NYIT	7 2
									263 A	NYIT	0 4
									286 A	N.C. A&T	14 3
									286 A	N.C. A&T	9 2
									286 A	N.C. A&T	4 13
									295 H	Saint Peter's	5 0
									295 H	Saint Peter's	17 5
									295 H	Saint Peter's	5 2
LAST 15 GAMES			LAST 15 GAMES			LAST 15 GAMES			LAST 15 GAMES		
			181 A	UMass Lowell	4 2	154 H	St. John's (NY)	3 20	286 A	N.C. A&T	9 2
			181 A	UMass Lowell	1 6	206 H	UMBC	1 5	286 A	N.C. A&T	4 13
			181 A	UMass Lowell	5 2	206 H	UMBC	6 1	295 H	Saint Peter's	5 0
			217 H	Quinnipiac	24 14				295 H	Saint Peter's	17 5
			295 H	Saint Peter's	5 2				295 H	Saint Peter's	5 2

Non-Div. I Games:

Albany (NY)

295	H	Saint Peter's	17	5
295	H	Saint Peter's	5	0

A  
l  
b  
a  
n  
y  
(  
N  
Y  
)

A  
l  
b  
a  
n  
y  
(  
N  
Y  
)



Average RPI Win: 194		WON-LOST	WINNING	LAST 15	STRENGTH OF		OPP. STRENGTH	TEAM	ADJ		CONF.	ADJ CONF.			
Average RPI Loss: 150		RECORD	PCT. RANK	GAMES	SCHEDULE		OF SCHEDULE	RPI	RPI		RPI	RPI			
DIV. I ONLY		17-19-0	.47222	176	8-7-0		183	231	181	.48378	181	20	20		
DIV. I NON-CONF.		12-9-0	.57143	107	3-1-0		220	238	131	.5103	131	20	20		
TOTALS		RPI 1-25	RPI 26-50		W-L RECORDS		RPI 51-100		RPI 101-150		RPI 150+				
17-19-0		0-2-0	0-0-0		OVERALL		1-3-0		4-3-0		12-11-0				
6-8-0		0-0-0	0-0-0		HOME		1-3-0		2-1-0		3-4-0				
8-10-0		0-2-0	0-0-0		AWAY		0-0-0		2-1-0		6-7-0				
3-1-0		0-0-0	0-0-0		NEUTRAL		0-0-0		0-1-0		3-0-0				
12-9-0		0-2-0	0-0-0		NON-CONFERENCE		0-1-0		2-2-0		10-4-0				
2-3-0		0-0-0	0-0-0		HOME		0-1-0		0-0-0		2-2-0				
7-5-0		0-2-0	0-0-		AWAY		0-0-0		2-1-0		5-2-0				
3-1-0		0-0-0	0-0-0		NEUTRAL		0-0-0		0-1-0		3-0-0				
5-10-0		0-0-0	0-0-0		CONFERENCE		1-2-0		2-1-0		2-7-0				
4-5-0		0-0-0	0-0-0		HOME		1-2-0		2-1-0		1-2-0				
1-5-0		0-0-0	0-0-0		AWAY		0-0-0		0-0-0		1-5-0				
0-0-0		0-0-0	0-0-0		NEUTRAL		0-0-0		0-0-0		0-0-0				
RPI S	Opponent	Score		RPI S	Opponent	Score		RPI S	Opponent	Score		RPI S	Opponent	Score	
12 A	Mississippi St.	2	4					63 H	UConn	2	4	132 H	Binghamton	2	1
12 A	Mississippi St.	2	4					74 H	Hartford	0	6	132 H	Binghamton	8	7
								74 H	Hartford	3	4	132 H	Binghamton	0	5
								74 H	Hartford	6	5	133 N	San Francisco	1	8
												145 A	Santa Clara	4	3
												145 A	Santa Clara	1	7
												145 A	Santa Clara	3	0
												166 A	Stony Brook	2	1
												166 A	Stony Brook	3	5
												166 A	Stony Brook	0	5
												174 A	Delaware	2	4
												174 A	Delaware	5	3
												176 A	Holy Cross	5	2
												180 H	Albany (NY)	2	5
												180 H	Albany (NY)	2	4
												180 H	Albany (NY)	6	1
												202 A	Marist	3	6
												206 A	UMBC	3	4
												206 A	UMBC	5	10
												206 A	UMBC	0	1
												214 N	Nicholls St.	9	6
												214 N	Nicholls St.	11	2
												233 A	Dartmouth	11	6
												239 A	Army West Point	7	5
												259 A	Brown	9	8
												263 H	NYIT	1	7
												263 H	NYIT	8	0
LAST 15 GAMES				180 H	Albany (NY)	2	4	166 A	Stony Brook	2	1	233 A	Dartmouth	11	6
				180 H	Albany (NY)	6	1	233 A	Dartmouth	11	6	239 A	Army West Point	7	5
				180 H	Albany (NY)	2	5	132 H	Binghamton	8	7	259 A	Brown	9	8
				63 H	UConn	2	4					263 H	NYIT	1	7
				259 A	Brown	9	8					263 H	NYIT	8	0

Non-Div. I Games:

UMass Lowell

166 A Stony Brook	3	5
166 A Stony Brook	0	5

RPI	S	Opponent	Score	
263	H	NYIT	2	8
263	H	NYIT	6	4
290	N	Delaware St.	3	0

UMass Lowell

U  
M  
a  
s  
s  
L  
o  
w  
e  
l  
l

U  
M  
a  
s  
s  
L  
o  
w  
e  
l  
l

[illegible]

**Non-Div. I Games:**

Houston Baptist

142 H SFA	12	1
142 H SFA	6	2

RPI	S	Opponent	Score	
269	H	Incarnate Word	2	0
269	H	Incarnate Word	2	3
275	A	UTRGV	6	2
297	A	Prairie View	21	17
297	H	Prairie View	5	3

Houston Baptist

H  
o  
u  
s  
t  
o  
n  
B  
a  
p  
t  
i  
s  
t

H  
o  
u  
s  
t  
o  
n  
B  
a  
p  
t  
i  
s  
t

Average RPI Win:		120	WON-LOST RECORD		WINNING PCT. RANK		LAST 15 GAMES		STRENGTH OF SCHEDULE		OPP. STRENGTH OF SCHEDULE		TEAM RPI		ADJ RPI		CONF. RPI		ADJ CONF. RPI				
Average RPI Loss:		89																					
DIV. I ONLY			12-26-0		.31579 264		6-8-0		31		105		184		.48318 183		13		13				
DIV. I NON-CONF.			7-16-0		.30435 251		3-4-0		45		68		194		.47695 194		9		9				
TOTALS		RPI 1-25		RPI 26-50		W-L RECORDS		RPI 51-100		RPI 101-150		RPI 150+											
12-26-0		0-3-0		1-4-0		OVERALL		4-11-0		5-5-0		2-3-0											
8-14-0		0-0-0		0-3-0		HOME		3-7-0		3-2-0		2-2-0											
4-11-0		0-3-0		1-1-0		AWAY		1-4-0		2-2-0		0-1-0											
0-1-0		0-0-0		0-0-0		NEUTRAL		0-0-0		0-1-0		0-0-0											
7-16-0		0-3-0		1-4-0		NON-CONFERENCE		1-5-0		3-2-0		2-2-0											
4-9-0		0-0-0		0-3-0		HOME		1-3-0		1-1-0		2-2-0											
3-6-0		0-3-0		1-0-		AWAY		0-2-0		2-0-0		0-0-0											
0-1-0		0-0-0		0-0-0		NEUTRAL		0-0-0		0-1-0		0-0-0											
5-10-0		0-0-0		0-0-0		CONFERENCE		3-6-0		2-3-0		0-1-0											
4-5-0		0-0-0		0-0-0		HOME		2-4-0		2-1-0		0-0-0											
1-5-0		0-0-0		0-0-0		AWAY		1-2-0		0-2-0		0-1-0											
0-0-0		0-0-0		0-0-0		NEUTRAL		0-0-0		0-0-0		0-0-0											
RPI	S	Opponent		Score		RPI	S	Opponent		Score		RPI	S	Opponent		Score							
16	A	Texas Tech		1	3	26	H	Arizona		3	7	56	A	New Mexico		10	9	107	A	UC Irvine		4	2
16	A	Texas Tech		2	7	35	H	Bryant		2	10	56	A	New Mexico		7	13	107	H	UC Irvine		5	1
16	A	Texas Tech		0	10	37	H	Kentucky		0	6	56	A	New Mexico		5	10	130	A	San Diego		7	3
						49	A	Oregon St.		6	9	56	H	New Mexico		3	5	130	H	San Diego		2	4
						49	A	Oregon St.		6	5	56	H	New Mexico		11	6	130	N	San Diego		6	9
												56	H	New Mexico		2	4	140	H	UNLV		4	2
												59	A	Cal St. Fullerton		1	8	140	H	UNLV		9	7
												69	A	Long Beach St.		2	4	140	H	UNLV		6	7
												69	H	Long Beach St.		6	5	141	A	Nevada		5	6
												79	H	Fresno St.		2	3	141	A	Nevada		2	3
												79	H	Fresno St.		5	4	173	A	Air Force		13	17
												79	H	Fresno St.		5	10	193	H	UC Riverside		2	3
												100	H	Oregon		2	8	254	H	Northwestern		15	10
												100	H	Oregon		3	4	254	H	Northwestern		11	6
												100	H	Oregon		5	10	254	H	Northwestern		7	13
LAST 15 GAMES																							
69	A	Long Beach St.		2	4	16	A	Texas Tech		1	3	130	A	San Diego		7	3	140	H	UNLV		4	2
56	A	New Mexico		10	9																		
56	A	New Mexico		7	13																		
56	A	New Mexico		5	10																		
107	H	UC Irvine		5	1																		

Non-Div. I Games:

San Diego St.

16	A	Texas Tech	2	7
16	A	Texas Tech	0	10

S  
a  
n  
D  
i  
e  
g  
o  
S  
t  
.

S  
a  
n  
D  
i  
e  
g  
o  
S  
t  
.

Average RPI Win:		214	WON-LOST RECORD		WINNING PCT. RANK		LAST 15 GAMES		STRENGTH OF SCHEDULE		OPP. STRENGTH OF SCHEDULE		TEAM RPI		ADJ RPI		CONF. RPI		ADJ CONF. RPI	
DIV. I ONLY			23-18-0		.56098 106		12-3-0		268		232		185		.48312 184		27		27	
DIV. I NON-CONF.			12-14-0		.46154 170		4-1-0		130		234		138		.50802 138		25		25	
TOTALS		RPI 1-25		RPI 26-50		W-L RECORDS		RPI 51-100		RPI 101-150		RPI 150+								
23-18-0		0-4-0		0-0-0		OVERALL		1-0-0		4-4-0		18-10-0								
10-3-0		0-0-0		0-0-0		HOME		0-0-0		0-0-0		10-3-0								
11-9-0		0-0-0		0-0-0		AWAY		1-0-0		4-4-0		6-5-0								
2-6-0		0-4-0		0-0-0		NEUTRAL		0-0-0		0-0-0		2-2-0								
12-14-0		0-4-0		0-0-0		NON-CONFERENCE		1-0-0		4-4-0		7-6-0								
3-1-0		0-0-0		0-0-0		HOME		0-0-0		0-0-0		3-1-0								
7-7-0		0-0-0		0-0-		AWAY		1-0-0		4-4-0		2-3-0								
2-6-0		0-4-0		0-0-0		NEUTRAL		0-0-0		0-0-0		2-2-0								
11-4-0		0-0-0		0-0-0		CONFERENCE		0-0-0		0-0-0		11-4-0								
7-2-0		0-0-0		0-0-0		HOME		0-0-0		0-0-0		7-2-0								
4-2-0		0-0-0		0-0-0		AWAY		0-0-0		0-0-0		4-2-0								
0-0-0		0-0-0		0-0-0		NEUTRAL		0-0-0		0-0-0		0-0-0								
RPI	S	Opponent		Score		RPI	S	Opponent		Score		RPI	S	Opponent		Score				
25	N	Michigan		0	9							81	A	Kent St.		5	4			
25	N	Michigan		3	9							119	A	West Virginia		9	0			
25	N	Michigan		2	6							119	A	West Virginia		7	5			
25	N	Michigan		0	3							120	A	Saint Joseph's		4	3			
												120	A	Saint Joseph's		2	1			
												125	A	Cincinnati		1	6			
												125	A	Cincinnati		6	7			
												125	A	Cincinnati		1	4			
												125	A	Cincinnati		7	8			
												163	A	Campbell		2	7			
												163	A	Campbell		7	4			
												163	A	Campbell		4	12			
												197	N	Fordham		2	5			
												197	N	Fordham		5	8			
												197	N	Fordham		5	4			
												197	N	Fordham		5	4			
												208	A	Manhattan		4	2			
												208	A	Manhattan		3	4			
												208	A	Manhattan		3	0			
												219	A	Rider		1	0			
												219	A	Rider		3	5			
												219	A	Rider		15	5			
												240	H	Siena		4	6			
												240	H	Siena		16	4			
												240	H	Siena		1	3			
												246	H	Cornell		6	4			
												246	H	Cornell		1	0			
												257	A	Buffalo		3	1			
				LAST 15 GAMES																
				246	H	Cornell		6	4			219	A	Rider		1	0			
				246	H	Cornell		1	0			219	A	Rider		3	5			
				273	H	Iona		10	0			257	H	Buffalo		4	5			
				273	H	Iona		7	6											
				273	H	Iona		10	0											

Non-Div. I Games:

Canisius

257	A	Buffalo	3	1
219	A	Rider	15	5

RPI	S	Opponent	Score	
257	H	Buffalo	4	5
257	H	Buffalo	9	5
273	H	Iona	7	6
273	H	Iona	10	0
273	H	Iona	10	0
277	A	La Salle	3	4
295	H	Saint Peter's	8	7
295	H	Saint Peter's	9	0
295	H	Saint Peter's	11	7

Canisius

C  
a  
n  
i  
s  
i  
u  
s

C  
a  
n  
i  
s  
i  
u  
s



Average RPI Win:	171	WON-LOST	WINNING	LAST 15	STRENGTH OF	OPP. STRENGTH	TEAM	ADJ	CONF.	ADJ CONF.			
Average RPI Loss:	93	RECORD	PCT. RANK	GAMES	SCHEDULE	OF SCHEDULE	RPI	RPI	RPI	RPI			
DIV. I ONLY		17-19-0	.47222	176	8-7-0	105	177	182	.4827	185	9	9	
DIV. I NON-CONF.		10-14-0	.41667	197	1-2-0	148	168	232	.45269	235	11	10	
<hr/>													
TOTALS	RPI 1-25	RPI 26-50		W-L RECORDS		RPI 51-100		RPI 101-150		RPI 150+			
17-19-0	0-4-0	0-0-0		OVERALL		2-6-0		9-8-0		6-1-0			
11-15-0	0-4-0	0-0-0		HOME		2-5-0		6-5-0		3-1-0			
4-3-0	0-0-0	0-0-0		AWAY		0-1-0		1-2-0		3-0-0			
2-1-0	0-0-0	0-0-0		NEUTRAL		0-0-0		2-1-0		0-0-0			
10-14-0	0-4-0	0-0-0		NON-CONFERENCE		1-4-0		6-5-0		3-1-0			
8-12-0	0-4-0	0-0-0		HOME		1-3-0		4-4-0		3-1-0			
0-1-0	0-0-0	0-0-		AWAY		0-1-0		0-0-0		0-0-0			
2-1-0	0-0-0	0-0-0		NEUTRAL		0-0-0		2-1-0		0-0-0			
7-5-0	0-0-0	0-0-0		CONFERENCE		1-2-0		3-3-0		3-0-0			
3-3-0	0-0-0	0-0-0		HOME		1-2-0		2-1-0		0-0-0			
4-2-0	0-0-0	0-0-0		AWAY		0-0-0		1-2-0		3-0-0			
0-0-0	0-0-0	0-0-0		NEUTRAL		0-0-0		0-0-0		0-0-0			
RPI S	Opponent	Score		RPI S	Opponent	Score		RPI S	Opponent	Score			
25 H	Michigan	0	6			56 H	New Mexico	4	6	107 H	UC Irvine	8	4
25 H	Michigan	4	9			56 H	New Mexico	4	3	107 H	UC Irvine	4	14
25 H	Michigan	3	5			56 H	New Mexico	0	18	107 H	UC Irvine	8	5
25 H	Michigan	4	5			56 H	New Mexico	1	7	108 A	CSUN	1	2
						68 H	Cal Poly	6	3	108 A	CSUN	6	5
						68 H	Cal Poly	4	5	108 A	CSUN	3	9
						68 H	Cal Poly	2	5	119 H	West Virginia	2	9
						94 A	Loyola Marymount	2	13	119 H	West Virginia	6	2
										119 H	West Virginia	4	1
										119 H	West Virginia	1	4
										133 N	San Francisco	9	7
										133 N	San Francisco	11	3
										133 N	San Francisco	4	5
										145 H	Santa Clara	3	2
										145 H	Santa Clara	4	5
										145 H	Santa Clara	1	3
										145 H	Santa Clara	8	1
										264 A	UC Davis	6	5
										264 A	UC Davis	5	0
										264 A	UC Davis	7	2
										291 H	Chicago St.	0	1
										291 H	Chicago St.	4	0
										291 H	Chicago St.	14	0
										291 H	Chicago St.	4	1
LAST 15 GAMES													
				94 A	Loyola Marymount	2	13	264 A	UC Davis	7	2		
				108 A	CSUN	3	9	264 A	UC Davis	5	0		
				108 A	CSUN	6	5	264 A	UC Davis	6	5		
				108 A	CSUN	1	2						
				68 H	Cal Poly	2	5						

Non-Div. I Games: Hawaii Hilo 11 9 Hawaii Hilo 0 1

Hawaii

68 H Cal Poly	4	5
68 H Cal Poly	6	3

H  
a  
w  
a  
i  
i

H  
a  
w  
a  
i  
i

Average RPI Win:		111	WON-LOST RECORD		WINNING PCT. RANK		LAST 15 GAMES		STRENGTH OF SCHEDULE		OPP. STRENGTH OF SCHEDULE		TEAM RPI		ADJ RPI		CONF. RPI		ADJ CONF. RPI	
DIV. I ONLY			13-27-0		.325 258		5-10-0		42		175		186		.48164 186		13		13	
DIV. I NON-CONF.			8-11-0		.42105 195		3-2-0		52		138		154		.49705 154		9		9	
TOTALS		RPI 1-25		RPI 26-50		W-L RECORDS		RPI 51-100		RPI 101-150		RPI 150+								
13-27-0		0-1-0		0-0-0		OVERALL		7-13-0		3-8-0		3-5-0								
8-12-0		0-1-0		0-0-0		HOME		4-6-0		2-4-0		2-1-0								
5-15-0		0-0-0		0-0-0		AWAY		3-7-0		1-4-0		1-4-0								
0-0-0		0-0-0		0-0-0		NEUTRAL		0-0-0		0-0-0		0-0-0								
8-11-0		0-1-0		0-0-0		NON-CONFERENCE		4-4-0		2-6-0		2-0-0								
5-7-0		0-1-0		0-0-0		HOME		2-2-0		2-4-0		1-0-0								
3-4-0		0-0-0		0-0-0		AWAY		2-2-0		0-2-0		1-0-0								
0-0-0		0-0-0		0-0-0		NEUTRAL		0-0-0		0-0-0		0-0-0								
5-16-0		0-0-0		0-0-0		CONFERENCE		3-9-0		1-2-0		1-5-0								
3-5-0		0-0-0		0-0-0		HOME		2-4-0		0-0-0		1-1-0								
2-11-0		0-0-0		0-0-0		AWAY		1-5-0		1-2-0		0-4-0								
0-0-0		0-0-0		0-0-0		NEUTRAL		0-0-0		0-0-0		0-0-0								
RPI	S	Opponent		Score		RPI	S	Opponent		Score		RPI	S	Opponent		Score				
25	H	Michigan		5	6			56	A	New Mexico	2	3	107	H	UC Irvine	2	3			
								56	A	New Mexico	1	11	107	H	UC Irvine	8	5			
								56	A	New Mexico	6	9	107	H	UC Irvine	9	3			
								56	H	New Mexico	9	8	107	H	UC Irvine	0	11			
								56	H	New Mexico	3	10	133	A	San Francisco	3	4			
								56	H	New Mexico	2	6	133	H	San Francisco	3	6			
								68	A	Cal Poly	8	5	140	A	UNLV	1	2			
								68	A	Cal Poly	9	7	140	A	UNLV	11	6			
								68	A	Cal Poly	4	7	140	A	UNLV	2	4			
								79	A	Fresno St.	7	5	145	A	Santa Clara	5	8			
								79	A	Fresno St.	6	8	145	H	Santa Clara	4	7			
								79	A	Fresno St.	0	6	173	A	Air Force	7	13			
								79	H	Fresno St.	4	9	173	A	Air Force	7	8			
								79	H	Fresno St.	4	13	173	A	Air Force	4	12			
								79	H	Fresno St.	3	2	173	A	Air Force	3	9			
								90	A	Stanford	0	10	173	H	Air Force	9	5			
								90	H	Stanford	10	9	173	H	Air Force	2	7			
								94	H	Loyola Marymount	8	5	194	A	Pacific	9	7			
								94	H	Loyola Marymount	4	13	194	H	Pacific	8	7			
								94	H	Loyola Marymount	3	4								
LAST 15 GAMES																				
194	A	Pacific	9	7	56	H	New Mexico	9	8											
79	A	Fresno St.	7	5	90	A	Stanford	0	10											
79	A	Fresno St.	6	8	173	A	Air Force	7	8											
79	A	Fresno St.	0	6																
133	A	San Francisco	3	4																

**Non-Div. I Games:**

San Jose St.

56 H New Mexico	3	10
56 H New Mexico	2	6

S  
a  
n  
J  
o  
s  
e  
S  
t  
.

S  
a  
n  
J  
o  
s  
e  
S  
t  
.

Average RPI Win:	178	WON-LOST RECORD	WINNING PCT. RANK	LAST 15 GAMES	STRENGTH OF SCHEDULE	OPP. STRENGTH OF SCHEDULE	TEAM RPI	ADJ RPI	CONF. RPI	ADJ CONF. RPI		
DIV. I ONLY		19-19-0	.5	142	0-1-0	231	160	187	.48014	187	16	15
DIV. I NON-CONF.		12-12-0	.5	144	0-1-0	285	175	216	.46323	216	15	15
<hr/>												
TOTALS	RPI 1-25	RPI 26-50		W-L RECORDS		RPI 51-100		RPI 101-150		RPI 150+		
19-19-0	0-0-0	2-2-0		OVERALL		0-0-0		3-5-0		14-12-0		
7-8-0	0-0-0	2-1-0		HOME		0-0-0		0-3-0		5-4-0		
10-9-0	0-0-0	0-0-0		AWAY		0-0-0		3-2-0		7-7-0		
2-2-0	0-0-0	0-1-0		NEUTRAL		0-0-0		0-0-0		2-1-0		
12-12-0	0-0-0	0-2-0		NON-CONFERENCE		0-0-0		3-2-0		9-8-0		
4-3-0	0-0-0	0-1-0		HOME		0-0-0		0-0-0		4-2-0		
6-7-0	0-0-0	0-0-		AWAY		0-0-0		3-2-0		3-5-0		
2-2-0	0-0-0	0-1-0		NEUTRAL		0-0-0		0-0-0		2-1-0		
7-7-0	0-0-0	2-0-0		CONFERENCE		0-0-0		0-3-0		5-4-0		
3-5-0	0-0-0	2-0-0		HOME		0-0-0		0-3-0		1-2-0		
4-2-0	0-0-0	0-0-0		AWAY		0-0-0		0-0-0		4-2-0		
0-0-0	0-0-0	0-0-0		NEUTRAL		0-0-0		0-0-0		0-0-0		
RPI	S	Opponent	Score	RPI	S	Opponent	Score	RPI	S	Opponent	Score	
				29	H	UNCW	9 4	111	A	Oklahoma	3 2	
				29	H	UNCW	3 0	111	A	Oklahoma	4 10	
				35	H	Bryant	2 19	111	A	Oklahoma	5 3	
				50	N	Boston College	2 8	111	A	Oklahoma	4 13	
								116	H	William & Mary	5 8	
								116	H	William & Mary	0 3	
								116	H	William & Mary	0 2	
								136	A	Rhode Island	6 2	
								174	A	Delaware	14 0	
								174	A	Delaware	6 3	
								174	A	Delaware	6 1	
								188	A	Washington St.	1 4	
								188	A	Washington St.	5 3	
								188	A	Washington St.	2 7	
								188	A	Washington St.	1 8	
								198	H	Elon	2 3	
								198	H	Elon	0 2	
								198	H	Elon	6 3	
								200	A	James Madison	6 7	
								200	A	James Madison	4 6	
								200	A	James Madison	20 5	
								205	A	Abilene Christian	4 3	
								205	A	Abilene Christian	0 1	
								205	A	Abilene Christian	3 2	
								205	A	Abilene Christian	3 4	
								217	H	Quinnipiac	12 9	
								228	H	Harvard	3 2	

Non-Div. I Games:

Northeastern

174	A	Delaware	14	0
174	A	Delaware	6	3

RPI	S	Opponent	Score	
246	N	Cornell	6	0
246	N	Cornell	5	7
246	N	Cornell	11	0
257	H	Buffalo	3	6
257	H	Buffalo	8	4
257	H	Buffalo	1	0
279	H	Massachusetts	2	3

Northeastern

N  
o  
r  
t  
h  
e  
a  
s  
t  
e  
r  
n

N  
o  
r  
t  
h  
e  
a  
s  
t  
e  
r  
n

Average RPI Win:	137	WON-LOST RECORD	WINNING PCT. RANK	LAST 15 GAMES	STRENGTH OF SCHEDULE	OPP. STRENGTH OF SCHEDULE	TEAM RPI	ADJ RPI	CONF. RPI	ADJ CONF. RPI			
DIV. I ONLY		13-23-0	.36111	239	5-10-0	70	153	188	.47999	188	4	4	
DIV. I NON-CONF.		7-11-0	.38889	218	0-1-0	144	280	227	.45916	227	3	3	
<hr/>													
TOTALS	RPI 1-25	RPI 26-50		W-L RECORDS		RPI 51-100		RPI 101-150		RPI 150+			
13-23-0	0-0-0	3-3-0		OVERALL		2-9-0		1-2-0		7-9-0			
8-10-0	0-0-0	2-1-0		HOME		1-3-0		1-2-0		4-4-0			
3-12-0	0-0-0	1-2-0		AWAY		1-6-0		0-0-0		1-4-0			
2-1-0	0-0-0	0-0-0		NEUTRAL		0-0-0		0-0-0		2-1-0			
7-11-0	0-0-0	0-0-0		NON-CONFERENCE		0-2-0		0-0-0		7-9-0			
4-5-0	0-0-0	0-0-0		HOME		0-1-0		0-0-0		4-4-0			
1-5-0	0-0-0	0-0-		AWAY		0-1-0		0-0-0		1-4-0			
2-1-0	0-0-0	0-0-0		NEUTRAL		0-0-0		0-0-0		2-1-0			
6-12-0	0-0-0	3-3-0		CONFERENCE		2-7-0		1-2-0		0-0-0			
4-5-0	0-0-0	2-1-0		HOME		1-2-0		1-2-0		0-0-0			
2-7-0	0-0-0	1-2-0		AWAY		1-5-0		0-0-0		0-0-0			
0-0-0	0-0-0	0-0-0		NEUTRAL		0-0-0		0-0-0		0-0-0			
RPI	S	Opponent	Score	RPI	S	Opponent	Score	RPI	S	Opponent	Score		
				26	A	Arizona	0 8	51	A	Gonzaga	0 8		
				26	A	Arizona	6 2	51	H	Gonzaga	4 7		
				26	A	Arizona	3 7	70	A	UCLA	2 11		
				49	H	Oregon St.	3 12	70	A	UCLA	2 5		
				49	H	Oregon St.	7 5	70	A	UCLA	5 6		
				49	H	Oregon St.	8 3	89	H	Arizona St.	3 18		
								89	H	Arizona St.	1 10		
								89	H	Arizona St.	9 3		
								90	A	Stanford	1 6		
								90	A	Stanford	5 2		
								90	A	Stanford	0 5		
										126	H	Southern California	2 4
										126	H	Southern California	2 6
										126	H	Southern California	9 2
										157	A	Texas St.	9 8
										157	A	Texas St.	6 7
										157	A	Texas St.	2 6
										157	A	Texas St.	1 10
										159	H	Utah Valley	10 1
										159	H	Utah Valley	0 8
										159	H	Utah Valley	9 10
										159	H	Utah Valley	6 10
										182	N	Houston Baptist	5 9
										182	N	Houston Baptist	3 2
										187	H	Northeastern	8 1
										187	H	Northeastern	7 2
										187	H	Northeastern	4 1
										187	H	Northeastern	3 5
										275	A	UTRGV	1 3
										297	N	Prairie View	14 3
<hr/>													
LAST 15 GAMES													
				126	H	Southern California	9 2	26	A	Arizona	6 2		
				126	H	Southern California	2 6	26	A	Arizona	0 8		
				126	H	Southern California	2 4	51	A	Gonzaga	0 8		
				49	H	Oregon St.	8 3						
				49	H	Oregon St.	7 5						

Non-Div. I Games:

Washington St.

49 H Oregon St.	3	12
26 A Arizona	3	7

W  
a  
s  
h  
i  
n  
g  
t  
o  
n  
s  
t  
.

W  
a  
s  
h  
i  
n  
g  
t  
o  
n  
s  
t  
.



Average RPI Win:	200	WON-LOST RECORD	WINNING PCT. RANK	LAST 15 GAMES	STRENGTH OF SCHEDULE	OPP. STRENGTH OF SCHEDULE	TEAM RPI	ADJ RPI	CONF. RPI	ADJ CONF. RPI			
DIV. I ONLY		19-23-0	.45238	191	7-8-0	187	250	189	.47968	189	19	19	
DIV. I NON-CONF.		15-18-0	.45455	175	3-3-0	139	260	164	.49199	163	17	17	
<hr/>													
TOTALS	RPI 1-25	RPI 26-50		W-L RECORDS		RPI 51-100		RPI 101-150		RPI 150+			
19-23-0	0-0-0	1-6-0		OVERALL		0-0-0		2-5-0		16-12-0			
8-6-0	0-0-0	0-0-0		HOME		0-0-0		1-3-0		7-3-0			
7-15-0	0-0-0	1-6-0		AWAY		0-0-0		1-2-0		5-7-0			
4-2-0	0-0-0	0-0-0		NEUTRAL		0-0-0		0-0-0		4-2-0			
<hr/>													
15-18-0	0-0-0	1-6-0		NON-CONFERENCE		0-0-0		2-5-0		12-7-0			
6-5-0	0-0-0	0-0-0		HOME		0-0-0		1-3-0		5-2-0			
5-11-0	0-0-0	1-0-		AWAY		0-0-0		1-2-0		3-3-0			
4-2-0	0-0-0	0-0-0		NEUTRAL		0-0-0		0-0-0		4-2-0			
<hr/>													
4-5-0	0-0-0	0-0-0		CONFERENCE		0-0-0		0-0-0		4-5-0			
2-1-0	0-0-0	0-0-0		HOME		0-0-0		0-0-0		2-1-0			
2-4-0	0-0-0	0-0-0		AWAY		0-0-0		0-0-0		2-4-0			
0-0-0	0-0-0	0-0-0		NEUTRAL		0-0-0		0-0-0		0-0-0			
<hr/>													
RPI	S	Opponent	Score	RPI	S	Opponent	Score	RPI	S	Opponent	Score		
				30	A	Wake Forest	1 3			101	H	Princeton	0 4
				34	A	Fla. Atlantic	0 6			101	H	Princeton	3 7
				34	A	Fla. Atlantic	13 11			101	H	Princeton	4 8
				34	A	Fla. Atlantic	2 14			101	H	Princeton	4 3
				42	A	UNCG	9 17			116	A	William & Mary	8 6
				42	A	UNCG	4 8			116	A	William & Mary	2 16
				42	A	UNCG	4 5			116	A	William & Mary	9 10
										152	H	Navy	5 6
										154	A	St. John's (NY)	4 5
										154	A	St. John's (NY)	10 13
										154	A	St. John's (NY)	10 3
										171	H	Xavier	9 1
										171	H	Xavier	4 3
										171	H	Xavier	5 8
										195	A	Davidson	5 3
										195	A	Davidson	3 9
										195	A	Davidson	8 12
										204	H	Yale	5 4
										206	H	UMBC	1 0
										206	N	UMBC	6 5
										210	A	George Washington	3 2
										210	H	George Washington	2 1
										225	N	Penn	4 2
										225	N	Penn	9 1
										225	N	Penn	11 6
										230	N	VMI	0 4
										250	N	Western Mich.	5 12
<hr/>													
LAST 15 GAMES													
				293	H	UMES	7 5	171	H	Xavier	9 1		
				293	H	UMES	4 9	171	H	Xavier	5 8		
				280	A	Butler	6 12	283	H	George Mason	12 5		
				280	A	Butler	3 1						
				280	A	Butler	2 3						

Non-Div. I Games: Moravian 8 1

Georgetown

210	H	George Washington	2	1
171	H	Xavier	4	3

RPI	S	Opponent	Score	
280	A	Butler	6	12
280	A	Butler	2	3
280	A	Butler	3	1
283	A	George Mason	1	2
283	H	George Mason	12	5
293	H	UMES	4	9
293	H	UMES	7	5
300	A	Coppin St.	5	4

Georgetown

G  
e  
o  
r  
g  
e  
t  
o  
w  
n

G  
e  
o  
r  
g  
e  
t  
o  
w  
n

Average RPI Win: 177		WON-LOST	WINNING	LAST 15	STRENGTH OF		OPP. STRENGTH	TEAM	ADJ	CONF.	ADJ CONF.
Average RPI Loss: 124		RECORD	PCT. RANK	GAMES	SCHEDULE		OF SCHEDULE	RPI	RPI	RPI	RPI
DIV. I ONLY		20-22-0	.47619	168	10-5-0		149	114	190	.4796	190
DIV. I NON-CONF.		10-20-0	.33333	235	1-3-0		176	50	252	.44503	252
TOTALS		RPI 1-25	RPI 26-50		W-L RECORDS		RPI 51-100		RPI 101-150		RPI 150+
20-22-0	1-3-0	0-0-0		OVERALL		4-4-0		3-9-0		12-6-0	
15-15-0	0-2-0	0-0-0		HOME		4-3-0		2-5-0		9-5-0	
5-7-0	1-1-0	0-0-0		AWAY		0-1-0		1-4-0		3-1-0	
0-0-0	0-0-0	0-0-0		NEUTRAL		0-0-0		0-0-0		0-0-0	
10-20-0	1-3-0	0-0-0		NON-CONFERENCE		2-3-0		3-9-0		4-5-0	
8-13-0	0-2-0	0-0-0		HOME		2-2-0		2-5-0		4-4-0	
2-7-0	1-1-0	0-0-0		AWAY		0-1-0		1-4-0		0-1-0	
0-0-0	0-0-0	0-0-0		NEUTRAL		0-0-0		0-0-0		0-0-0	
10-2-0	0-0-0	0-0-0		CONFERENCE		2-1-0		0-0-0		8-1-0	
7-2-0	0-0-0	0-0-0		HOME		2-1-0		0-0-0		5-1-0	
3-0-0	0-0-0	0-0-0		AWAY		0-0-0		0-0-0		3-0-0	
0-0-0	0-0-0	0-0-0		NEUTRAL		0-0-0		0-0-0		0-0-0	
RPI S	Opponent	Score		RPI S	Opponent	Score		RPI S	Opponent	Score	
22 A	Georgia Tech	2	4					64 H	North Florida	10	4
22 H	Georgia Tech	2	13					64 H	North Florida	2	1
24 A	Georgia	4	2					64 H	North Florida	2	9
24 H	Georgia	2	4					66 A	Jacksonville St.	2	10
								66 H	Jacksonville St.	5	10
								66 H	Jacksonville St.	3	2
								66 H	Jacksonville St.	11	9
								86 H	VCU	11	15
								105 A	Mercer	5	11
								105 H	Mercer	6	9
								105 H	Mercer	7	10
								115 H	Auburn	6	5
								117 A	UAB	3	4
								117 A	UAB	1	2
								117 A	UAB	10	6
								121 A	Ga. Southern	9	10
								121 H	Ga. Southern	1	4
								144 H	Middle Tenn.	6	8
								144 H	Middle Tenn.	3	9
								144 H	Middle Tenn.	7	0
								160 H	Charlotte	8	12
								213 A	Tennessee Tech	9	24
								213 H	Tennessee Tech	5	6
								229 H	Lipscomb	9	11
								229 H	Lipscomb	4	0
								229 H	Lipscomb	10	1
								235 A	USC Upstate	6	5
								235 A	USC Upstate	14	9
								235 A	USC Upstate	8	6
								236 H	Ohio	8	7
								241 H	Towson	6	7
								241 H	Towson	5	6
								241 H	Towson	11	8
								244 H	NJIT	5	3
								244 H	NJIT	8	2
LAST 15 GAMES				121 H	Ga. Southern	1	4	235 A	USC Upstate	6	5
				229 H	Lipscomb	9	11	115 H	Auburn	6	5
				229 H	Lipscomb	4	0	244 H	NJIT	5	3
				229 H	Lipscomb	10	1				
				66 A	Jacksonville St.	2	10				

Non-Div. I Games:

Kennesaw St.

235	A	USC Upstate	14	9
235	A	USC Upstate	8	6

RPI	S	Opponent	Score	
244	H	NJIT	5	3
250	H	Western Mich.	7	4
262	H	Purdue	5	2

Kennesaw St.

K  
e  
n  
n  
e  
s  
a  
w  
S  
t  
.

K  
e  
n  
n  
e  
s  
a  
w  
S  
t  
.

Average RPI Win: 178		WON-LOST	WINNING	LAST 15	STRENGTH OF		OPP. STRENGTH	TEAM	ADJ	CONF.	ADJ CONF.
Average RPI Loss: 90		RECORD	PCT. RANK	GAMES	SCHEDULE		OF SCHEDULE	RPI	RPI	RPI	RPI
DIV. I ONLY		14-22-1	.39189	223	5-8-1		109	107	191	.47931	191
DIV. I NON-CONF.		11-14-1	.44231	187	3-3-1		137	158	187	.48047	187
TOTALS		RPI 1-25	RPI 26-50		W-L RECORDS		RPI 51-100		RPI 101-150		RPI 150+
14-22-1	1-2-0	0-5-0		OVERALL		2-6-0		3-8-0		8-1-1	
10-8-1	1-2-0	0-3-0		HOME		1-0-0		0-2-0		8-1-1	
3-11-0	0-0-0	0-0-0		AWAY		1-6-0		2-5-0		0-0-0	
1-3-0	0-0-0	0-2-0		NEUTRAL		0-0-0		1-1-0		0-0-0	
11-14-1	0-0-0	0-5-0		NON-CONFERENCE		2-6-0		1-2-0		8-1-1	
9-4-1	0-0-0	0-3-0		HOME		1-0-0		0-0-0		8-1-1	
1-7-0	0-0-0	0-0-		AWAY		1-6-0		0-1-0		0-0-0	
1-3-0	0-0-0	0-2-0		NEUTRAL		0-0-0		1-1-0		0-0-0	
3-8-0	1-2-0	0-0-0		CONFERENCE		0-0-0		2-6-0		0-0-0	
1-4-0	1-2-0	0-0-0		HOME		0-0-0		0-2-0		0-0-0	
2-4-0	0-0-0	0-0-0		AWAY		0-0-0		2-4-0		0-0-0	
0-0-0	0-0-0	0-0-0		NEUTRAL		0-0-0		0-0-0		0-0-0	
RPI S Opponent	Score		RPI S Opponent	Score		RPI S Opponent	Score		RPI S Opponent	Score	
19 H TCU	4	3	45 H BYU	10	11	90 A Stanford	0	2	102 A Texas	11	5
19 H TCU	6	14	45 H BYU	2	8	90 A Stanford	4	10	102 A Texas	6	8
19 H TCU	0	8	45 H BYU	6	7	90 A Stanford	2	6	102 A Texas	2	12
			49 N Oregon St.	1	3	93 A Missouri St.	11	18	110 A Little Rock	2	4
			49 N Oregon St.	3	9	93 H Missouri St.	2	1	119 H West Virginia	0	1
						97 A Samford	2	3	119 H West Virginia	6	11
						97 A Samford	9	13	128 A Baylor	2	5
						97 A Samford	9	5	128 A Baylor	6	1
									128 A Baylor	1	2
									131 N Utah	1	15
									131 N Utah	8	4
									158 H Grand Canyon	5	5
									168 H Wichita St.	9	3
									201 H Omaha	7	6
									207 H Murray St.	9	14
									207 H Murray St.	14	8
									252 H North Dakota	7	0
									262 H Purdue	8	1
									268 H Saint Louis	5	3
									282 H Northern Colo.	2	1
									282 H Northern Colo.	5	4
LAST 15 GAMES											
158 H Grand Canyon	5	5	102 A Texas	11	5						
97 A Samford	9	5	201 H Omaha	7	6						
97 A Samford	9	13	19 H TCU	6	14						
97 A Samford	2	3									
168 H Wichita St.	9	3									

Non-Div. I Games:

Baker

6 1

Baker

19 2

Benedictine (KS)

19 7

Kansas

102 A Texas	2	12
102 A Texas	6	8

K  
a  
n  
s  
a  
s

K  
a  
n  
s  
a  
s

Average RPI Win: 146		WON-LOST	WINNING	LAST 15	STRENGTH OF		OPP. STRENGTH	TEAM	ADJ		CONF.	ADJ CONF.
Average RPI Loss: 87		RECORD	PCT. RANK	GAMES	SCHEDULE		OF SCHEDULE	RPI	RPI		RPI	RPI
DIV. I ONLY		14-28-0	.33333	252	4-11-0		81	38	192		2	2
DIV. I NON-CONF.		10-11-0	.47619	162	1-3-0		273	192	243		1	1
TOTALS		RPI 1-25	RPI 26-50		W-L RECORDS		RPI 51-100		RPI 101-150		RPI 150+	
14-28-0		2-10-0	1-5-0		OVERALL		2-2-0		1-3-0		8-8-0	
9-13-0		1-2-0	1-5-0		HOME		1-2-0		0-2-0		6-2-0	
4-13-0		1-8-0	0-0-0		AWAY		1-0-0		1-1-0		1-4-0	
1-2-0		0-0-0	0-0-0		NEUTRAL		0-0-0		0-0-0		1-2-0	
10-11-0		0-0-0	0-0-0		NON-CONFERENCE		1-0-0		1-3-0		8-8-0	
6-4-0		0-0-0	0-0-0		HOME		0-0-0		0-2-0		6-2-0	
3-5-0		0-0-0	0-0-		AWAY		1-0-0		1-1-0		1-4-0	
1-2-0		0-0-0	0-0-0		NEUTRAL		0-0-0		0-0-0		1-2-0	
4-17-0		2-10-0	1-5-0		CONFERENCE		1-2-0		0-0-0		0-0-0	
3-9-0		1-2-0	1-5-0		HOME		1-2-0		0-0-0		0-0-0	
1-8-0		1-8-0	0-0-0		AWAY		0-0-0		0-0-0		0-0-0	
0-0-0		0-0-0	0-0-0		NEUTRAL		0-0-0		0-0-0		0-0-0	
RPI S	Opponent	Score	RPI S	Opponent	Score	RPI S	Opponent	Score	RPI S	Opponent	Score	
2 A	Louisville	3 9	33 H	Pittsburgh	5 6	61 H	Duke	9 19	114 A	Western Caro.	10 14	
2 A	Louisville	4 8	33 H	Pittsburgh	5 4	61 H	Duke	1 3	116 H	William & Mary	8 12	
2 A	Louisville	0 13	33 H	Pittsburgh	3 8	61 H	Duke	3 2	143 A	Liberty	11 10	
5 H	Miami (FL)	14 3	38 H	Notre Dame	2 6	62 A	Old Dominion	22 1	143 H	Liberty	7 22	
5 H	Miami (FL)	2 7	38 H	Notre Dame	4 16				163 H	Campbell	11 8	
5 H	Miami (FL)	6 11	38 H	Notre Dame	2 5				163 H	Campbell	1 7	
14 A	North Carolina	0 6							174 N	Delaware	6 7	
14 A	North Carolina	1 4							208 N	Manhattan	12 7	
14 A	North Carolina	4 3							211 A	Radford	8 12	
22 A	Georgia Tech	3 8							211 H	Radford	4 3	
22 A	Georgia Tech	4 14							211 N	Radford	1 5	
22 A	Georgia Tech	8 16							217 H	Quinnipiac	2 4	
									217 H	Quinnipiac	4 3	
									217 H	Quinnipiac	5 2	
									217 H	Quinnipiac	13 4	
									220 A	The Citadel	12 0	
									220 A	The Citadel	4 5	
									220 A	The Citadel	2 4	
									230 A	VMI	3 5	
									274 H	ETSU	11 0	
LAST 15 GAMES												
143 A	Liberty	11 10	33 H	Pittsburgh	5 4							
61 H	Duke	1 3	211 N	Radford	1 5							
61 H	Duke	9 19	14 A	North Carolina	4 3							
61 H	Duke	3 2										
114 A	Western Caro.	10 14										

Non-Div. I Games:

Virginia Tech

33 H Pittsburgh	3	8
33 H Pittsburgh	5	6

V  
i  
r  
g  
i  
n  
i  
a  
T  
e  
c  
h

V  
i  
r  
g  
i  
n  
i  
a  
T  
e  
c  
h



Average RPI Win:		146	WON-LOST RECORD		WINNING PCT. RANK		LAST 15 GAMES		STRENGTH OF SCHEDULE		OPP. STRENGTH OF SCHEDULE		TEAM RPI		ADJ RPI		CONF. RPI		ADJ CONF. RPI		
DIV. I ONLY			18-20-0		.47368 174		8-7-0		224		48		193		.4786 193		9		9		
DIV. I NON-CONF.			13-16-0		.44828 185		3-3-0		251		19		203		.47179 203		11		10		
TOTALS		RPI 1-25		RPI 26-50		W-L RECORDS		RPI 51-100		RPI 101-150		RPI 150+									
18-20-0		0-0-0		3-3-0		OVERALL		2-2-0		6-8-0		7-7-0									
10-10-0		0-0-0		2-2-0		HOME		2-1-0		3-4-0		3-3-0									
8-10-0		0-0-0		1-1-0		AWAY		0-0-0		3-4-0		4-4-0									
0-0-0		0-0-0		0-0-0		NEUTRAL		0-0-0		0-0-0		0-0-0									
13-16-0		0-0-0		3-3-0		NON-CONFERENCE		0-1-0		5-6-0		5-6-0									
6-8-0		0-0-0		2-2-0		HOME		0-0-0		3-4-0		1-2-0									
7-8-0		0-0-0		1-0-		AWAY		0-1-0		2-2-0		4-4-0									
0-0-0		0-0-0		0-0-0		NEUTRAL		0-0-0		0-0-0		0-0-0									
5-4-0		0-0-0		0-0-0		CONFERENCE		2-1-0		1-2-0		2-1-0									
4-2-0		0-0-0		0-0-0		HOME		2-1-0		0-0-0		2-1-0									
1-2-0		0-0-0		0-0-0		AWAY		0-0-0		1-2-0		0-0-0									
0-0-0		0-0-0		0-0-0		NEUTRAL		0-0-0		0-0-0		0-0-0									
RPI	S	Opponent		Score		RPI	S	Opponent		Score		RPI	S	Opponent		Score					
				26	A	Arizona		6	5	69	H	Long Beach St.		4	3	107	A	UC Irvine		3	1
				26	A	Arizona		3	4	69	H	Long Beach St.		7	10	107	A	UC Irvine		1	2
				43	H	Washington		8	5	69	H	Long Beach St.		14	13	107	A	UC Irvine		3	8
				43	H	Washington		6	5	94	A	Loyola Marymount		1	2	130	A	San Diego		5	4
				43	H	Washington		1	2							130	H	San Diego		3	2
				43	H	Washington		4	17							131	A	Utah		5	3
																131	A	Utah		8	9
																131	A	Utah		0	4
																140	H	UNLV		4	5
																140	H	UNLV		2	4
																150	H	Kansas St.		6	3
																150	H	Kansas St.		1	8
																150	H	Kansas St.		0	1
																150	H	Kansas St.		6	3
																175	H	New Mexico St.		5	6
																175	H	New Mexico St.		8	2
																175	H	New Mexico St.		2	4
																179	A	Portland		4	1
																179	A	Portland		6	10
																179	A	Portland		3	4
																179	A	Portland		5	8
																183	A	San Diego St.		3	2
																253	A	CSU Bakersfield		8	4
																253	A	CSU Bakersfield		7	3
																253	A	CSU Bakersfield		2	8
																264	H	UC Davis		8	5
																264	H	UC Davis		5	3
LAST 15 GAMES																					
																130	H	San Diego		3	2
																69	H	Long Beach St.		7	10
																69	H	Long Beach St.		14	13
																69	H	Long Beach St.		4	3
																130	A	San Diego		5	4
																131	A	Utah		0	4
																107	A	UC Irvine		3	8
																107	A	UC Irvine		1	2

Non-Div. I Games:

UC Riverside

131	A	Utah	5	3
131	A	Utah	8	9

RPI	S	Opponent	Score
264	H	UC Davis	12 13

UC Riverside

U  
C  
R  
i  
v  
e  
r  
s  
i  
d  
e

U  
C  
R  
i  
v  
e  
r  
s  
i  
d  
e

Average RPI Win:	154	WON-LOST	WINNING	LAST 15	STRENGTH OF	OPP. STRENGTH	TEAM	ADJ	CONF.	ADJ CONF.	
Average RPI Loss:	104	RECORD	PCT. RANK	GAMES	SCHEDULE	OF SCHEDULE	RPI	RPI	RPI	RPI	
DIV. I ONLY	17-21-0	.44737	195	8-7-0	169	101	194	.47858	194	8	8
DIV. I NON-CONF.	9-11-0	.45	180	3-1-0	263	124	234	.45322	233	8	8
<hr/>											
TOTALS	RPI 1-25	RPI 26-50		W-L RECORDS		RPI 51-100		RPI 101-150		RPI 150+	
17-21-0	0-0-0	2-4-0		OVERALL		4-11-0		3-1-0		8-5-0	
11-11-0	0-0-0	0-0-0		HOME		3-7-0		3-0-0		5-4-0	
6-10-0	0-0-0	2-4-0		AWAY		1-4-0		0-1-0		3-1-0	
0-0-0	0-0-0	0-0-0		NEUTRAL		0-0-0		0-0-0		0-0-0	
9-11-0	0-0-0	1-2-0		NON-CONFERENCE		2-4-0		1-0-0		5-5-0	
7-4-0	0-0-0	0-0-0		HOME		1-0-0		1-0-0		5-4-0	
2-7-0	0-0-0	1-0-		AWAY		1-4-0		0-0-0		0-1-0	
0-0-0	0-0-0	0-0-0		NEUTRAL		0-0-0		0-0-0		0-0-0	
8-10-0	0-0-0	1-2-0		CONFERENCE		2-7-0		2-1-0		3-0-0	
4-7-0	0-0-0	0-0-0		HOME		2-7-0		2-0-0		0-0-0	
4-3-0	0-0-0	1-2-0		AWAY		0-0-0		0-1-0		3-0-0	
0-0-0	0-0-0	0-0-0		NEUTRAL		0-0-0		0-0-0		0-0-0	
RPI	S	Opponent	Score	RPI	S	Opponent	Score	RPI	S	Opponent	Score
				43	A	Washington	2 6	51	H	Gonzaga	3 5
				43	A	Washington	6 3	51	H	Gonzaga	5 10
				43	A	Washington	2 6	51	H	Gonzaga	0 6
				45	A	BYU	3 19	52	H	St. Mary's (CA)	2 14
				45	A	BYU	4 11	52	H	St. Mary's (CA)	6 2
				45	A	BYU	10 8	52	H	St. Mary's (CA)	4 9
								68	A	Cal Poly	2 19
								68	A	Cal Poly	6 7
								68	A	Cal Poly	3 6
								68	A	Cal Poly	2 6
								79	A	Fresno St.	7 3
								79	H	Fresno St.	15 6
								94	H	Loyola Marymount	7 1
								94	H	Loyola Marymount	1 9
								94	H	Loyola Marymount	4 7

Non-Div. I Games:

Pacific

179 A Portland	3	2
179 A Portland	10	6

P  
a  
c  
i  
f  
i  
c

P  
a  
c  
i  
f  
i  
c



161	A	Richmond	7	8
161	A	Richmond	14	2

RPI	S	Opponent	Score	
260	H	Lafayette	5	2
260	H	Lafayette	9	14
260	H	Lafayette	2	1
273	H	Iona	9	1
273	H	Iona	16	1
279	H	Massachusetts	1	7
279	H	Massachusetts	10	2
279	H	Massachusetts	5	4

Davidson

D  
a  
v  
i  
d  
s  
o  
n

D  
a  
v  
i  
d  
s  
o  
n

Average RPI Win:	240	WON-LOST RECORD	WINNING PCT. RANK	LAST 15 GAMES		STRENGTH OF SCHEDULE	OPP. STRENGTH OF SCHEDULE	TEAM RPI	ADJ RPI	CONF. RPI	ADJ CONF. RPI
DIV. I ONLY		20-18-0	.52632 125	12-3-0		278	192	196	.47837 196	27	27
DIV. I NON-CONF.		10-16-0	.38462 219	3-3-0		172	161	186	.48128 186	25	25
TOTALS	RPI 1-25		RPI 26-50	W-L RECORDS		RPI 51-100		RPI 101-150		RPI 150+	
20-18-0	0-5-0		0-0-0	OVERALL		0-2-0		1-1-0		19-10-0	
8-4-0	0-0-0		0-0-0	HOME		0-1-0		1-0-0		7-3-0	
9-14-0	0-5-0		0-0-0	AWAY		0-1-0		0-1-0		9-7-0	
3-0-0	0-0-0		0-0-0	NEUTRAL		0-0-0		0-0-0		3-0-0	
10-16-0	0-5-0		0-0-0	NON-CONFERENCE		0-2-0		1-1-0		9-8-0	
4-2-0	0-0-0		0-0-0	HOME		0-1-0		1-0-0		3-1-0	
3-14-0	0-5-0		0-0-	AWAY		0-1-0		0-1-0		3-7-0	
3-0-0	0-0-0		0-0-0	NEUTRAL		0-0-0		0-0-0		3-0-0	
10-2-0	0-0-0		0-0-0	CONFERENCE		0-0-0		0-0-0		10-2-0	
4-2-0	0-0-0		0-0-0	HOME		0-0-0		0-0-0		4-2-0	
6-0-0	0-0-0		0-0-0	AWAY		0-0-0		0-0-0		6-0-0	
0-0-0	0-0-0		0-0-0	NEUTRAL		0-0-0		0-0-0		0-0-0	
RPI S Opponent Score		RPI S Opponent Score		RPI S Opponent Score		RPI S Opponent Score		RPI S Opponent Score			
8 A North Carolina St. 2 4				63 A UConn 1 2		135 A Sacred Heart 8 9					
8 A North Carolina St. 0 4				74 H Hartford 3 6		135 H Sacred Heart 5 4					
14 A North Carolina 2 10						154 A St. John's (NY) 7 11					
14 A North Carolina 3 4						160 A Charlotte 3 2					
14 A North Carolina 0 11						160 A Charlotte 7 8					
						160 A Charlotte 2 6					
						174 A Delaware 6 22					
						174 A Delaware 3 4					
						174 A Delaware 6 11					
						180 H Albany (NY) 5 4					
						197 A Fordham 8 5					
						204 A Yale 2 1					
						204 A Yale 1 2					
						219 H Rider 6 7					
						219 H Rider 3 6					
						219 H Rider 13 1					
						223 H Niagara 3 2					
						223 H Niagara 4 2					
						223 H Niagara 9 3					
						227 H Hofstra 5 4					
						228 H Harvard 8 6					
						228 H Harvard 1 7					
						273 A Iona 8 7					
						273 A Iona 7 1					
						273 A Iona 2 1					
						290 N Delaware St. 14 1					
						290 N Delaware St. 8 2					
LAST 15 GAMES											
135 H Sacred Heart 5 4				223 H Niagara 9 3		273 A Iona 8 7					
295 A Saint Peter's 8 3				223 H Niagara 3 2		273 A Iona 7 1					
295 A Saint Peter's 11 3				63 A UConn 1 2		273 A Iona 2 1					
295 A Saint Peter's 12 2						290 N Delaware St. 14 1					
135 A Sacred Heart 8 9						290 N Delaware St. 8 2					

**Non-Div. I Games:**

Fairfield

197	A	Fordham	8	5
223	H	Niagara	4	2

RPI	S	Opponent	Score	
290	N	Delaware St.	17	3
295	A	Saint Peter's	12	2
295	A	Saint Peter's	8	3
295	A	Saint Peter's	11	3

Fairfield

F  
a  
i  
r  
f  
i  
e  
l  
d

F  
a  
i  
r  
f  
i  
e  
l  
d



Average RPI Win: 209		WON-LOST	WINNING	LAST 15	STRENGTH OF		OPP. STRENGTH	TEAM	ADJ		CONF.	ADJ CONF.					
Average RPI Loss: 172		RECORD	PCT. RANK	GAMES	SCHEDULE		OF SCHEDULE	RPI	RPI		RPI	RPI					
DIV. I ONLY		22-21-0	.51163	141	8-7-0		238	230	197		.47764	197	24	24			
DIV. I NON-CONF.		14-17-0	.45161	178	2-4-0		256	244	226		.46029	226	27	27			
TOTALS		RPI 1-25	RPI 26-50		W-L RECORDS		RPI 51-100		RPI 101-150		RPI 150+						
22-21-0		0-3-0	0-0-0		OVERALL		0-2-0		2-2-0		20-14-0						
9-7-0		0-0-0	0-0-0		HOME		0-0-0		2-1-0		7-6-0						
11-10-0		0-3-0	0-0-0		AWAY		0-1-0		0-1-0		11-5-0						
2-4-0		0-0-0	0-0-0		NEUTRAL		0-1-0		0-0-0		2-3-0						
14-17-0		0-3-0	0-0-0		NON-CONFERENCE		0-2-0		0-1-0		14-11-0						
5-5-0		0-0-0	0-0-0		HOME		0-0-0		0-0-0		5-5-0						
7-8-0		0-3-0	0-0-		AWAY		0-1-0		0-1-0		7-3-0						
2-4-0		0-0-0	0-0-0		NEUTRAL		0-1-0		0-0-0		2-3-0						
8-4-0		0-0-0	0-0-0		CONFERENCE		0-0-0		2-1-0		6-3-0						
4-2-0		0-0-0	0-0-0		HOME		0-0-0		2-1-0		2-1-0						
4-2-0		0-0-0	0-0-0		AWAY		0-0-0		0-0-0		4-2-0						
0-0-0		0-0-0	0-0-0		NEUTRAL		0-0-0		0-0-0		0-0-0						
RPI	S	Opponent		Score		RPI	S	Opponent		Score		RPI	S	Opponent		Score	
17	A	LSU		1	12							73	A	Rutgers		0	5
17	A	LSU		1	15							75	N	Michigan St.		2	7
17	A	LSU		7	10												

Non-Div. I Games:

Fordham

196	H	Fairfield	5	8
136	H	Rhode Island	4	2

RPI	S	Opponent	Score	
244	H	NJIT	2	0
245	H	Villanova	3	11
263	A	NYIT	4	5
273	H	Iona	19	2
276	A	Wagner	6	5
276	A	Wagner	4	3
276	H	Wagner	0	2
277	A	La Salle	9	0
277	A	La Salle	6	2
277	A	La Salle	4	16
295	H	Saint Peter's	0	2

Fordham

F  
o  
r  
d  
h  
a  
m

F  
o  
r  
d  
h  
a  
m



54	A	High Point	16	17
241	H	Towson	5	2

E  
l  
o  
n

E  
l  
o  
n

Average RPI Win: 218		WON-LOST	WINNING	LAST 15	STRENGTH OF		OPP. STRENGTH	TEAM	ADJ		CONF.	ADJ CONF.			
Average RPI Loss: 135		RECORD	PCT. RANK	GAMES	SCHEDULE		OF SCHEDULE	RPI	RPI		RPI	RPI			
DIV. I ONLY		20-22-0	.47619	168	9-6-0		154	225	199	.47551	199	31			
DIV. I NON-CONF.		8-16-0	.33333	235	1-5-0		102	76	219	.46304	219	32			
TOTALS		RPI 1-25	RPI 26-50		W-L RECORDS		RPI 51-100		RPI 101-150		RPI 150+				
20-22-0		0-1-0	0-0-0		OVERALL		2-8-0		1-3-0		17-10-0				
17-9-0		0-0-0	0-0-0		HOME		2-4-0		1-1-0		14-4-0				
3-12-0		0-1-0	0-0-0		AWAY		0-4-0		0-2-0		3-5-0				
0-1-0		0-0-0	0-0-0		NEUTRAL		0-0-0		0-0-0		0-1-0				
8-16-0		0-1-0	0-0-0		NON-CONFERENCE		2-8-0		1-3-0		5-4-0				
7-7-0		0-0-0	0-0-0		HOME		2-4-0		1-1-0		4-2-0				
1-8-0		0-1-0	0-0-		AWAY		0-4-0		0-2-0		1-1-0				
0-1-0		0-0-0	0-0-0		NEUTRAL		0-0-0		0-0-0		0-1-0				
12-6-0		0-0-0	0-0-0		CONFERENCE		0-0-0		0-0-0		12-6-0				
10-2-0		0-0-0	0-0-0		HOME		0-0-0		0-0-0		10-2-0				
2-4-0		0-0-0	0-0-0		AWAY		0-0-0		0-0-0		2-4-0				
0-0-0		0-0-0	0-0-0		NEUTRAL		0-0-0		0-0-0		0-0-0				
RPI S	Opponent	Score		RPI S	Opponent	Score		RPI S	Opponent	Score		RPI S	Opponent	Score	
5 A	Miami (FL)	4	5					60 H	Jacksonville	3	4	118 A	UCF	7	12
								64 A	North Florida	6	12	118 H	UCF	17	3
								64 H	North Florida	1	13	123 A	FIU	3	4
								64 H	North Florida	4	1	123 H	FIU	8	21
								95 H	FGCU	6	9	155 N	Milwaukee	0	11
								95 H	FGCU	1	0	156 A	Stetson	6	2
								95 H	FGCU	5	15	156 H	Stetson	2	11
								98 A	Ohio St.	5	13	167 A	Florida A&M	3	5
								98 A	Ohio St.	2	6	167 A	Florida A&M	1	2
								98 A	Ohio St.	2	11	167 A	Florida A&M	3	15
												167 H	Florida A&M	3	6
												167 H	Florida A&M	6	5
												167 H	Florida A&M	7	5
												177 A	South Fla.	2	6
												177 H	South Fla.	10	3
												207 H	Murray St.	3	2
												207 H	Murray St.	0	5
												207 H	Murray St.	6	0
												217 H	Quinnipiac	8	3
												271 A	N.C. Central	11	3
												271 A	N.C. Central	13	4
												271 A	N.C. Central	3	4
												271 H	N.C. Central	5	4
												271 H	N.C. Central	2	1
												271 H	N.C. Central	3	2
												286 H	N.C. A&T	4	2
												286 H	N.C. A&T	10	14
LAST 15 GAMES															
				156 A	Stetson	6	2	167 H	Florida A&M	6	5				
				271 H	N.C. Central	5	4	123 A	FIU	3	4				
				271 H	N.C. Central	3	2	287 H	Savannah St.	7	6				
				271 H	N.C. Central	2	1								
				177 A	South Fla.	2	6								

Non-Div. I Games:

Bethune-Cookman

167 H Florida A&M	7	5
167 H Florida A&M	3	6

RPI	S	Opponent	Score	
286	H	N.C. A&T	9	7
287	H	Savannah St.	3	0
287	H	Savannah St.	12	7
287	H	Savannah St.	7	6

Bethune-Cookman

B  
e  
t  
h  
u  
n  
e  
-  
C  
o  
o  
k  
m  
a  
n

B  
e  
t  
h  
u  
n  
e  
-  
C  
o  
o  
k  
m  
a  
n



116 H William & Mary	0	2
116 H William & Mary	4	11

RPI	S	Opponent	Score	
281	H	Bucknell	9	3
281	H	Bucknell	2	4
281	H	Bucknell	7	6
283	A	George Mason	5	6
283	H	George Mason	5	16

James Madison

J  
a  
m  
e  
s  
M  
a  
d  
i  
s  
o  
n

J  
a  
m  
e  
s  
M  
a  
d  
i  
s  
o  
n



Average RPI Win: 194		WON-LOST RECORD	WINNING PCT. RANK		LAST 15 GAMES	STRENGTH OF SCHEDULE	OPP. STRENGTH OF SCHEDULE	TEAM RPI	ADJ RPI	CONF. RPI	ADJ CONF. RPI			
Average RPI Loss: 157														
DIV. I ONLY		20-20-0	.5	142	6-9-0	229	210	201	.47459	201	22	22		
DIV. I NON-CONF.		10-12-0	.45455	175	1-2-0	207	193	174	.48571	174	21	22		
<hr/>														
TOTALS		RPI 1-25		RPI 26-50		W-L RECORDS		RPI 51-100		RPI 101-150		RPI 150+		
20-20-0		0-0-0		0-0-0		OVERALL		1-4-0		2-3-0		17-13-0		
9-5-0		0-0-0		0-0-0		HOME		0-1-0		0-0-0		9-4-0		
4-10-0		0-0-0		0-0-0		AWAY		0-3-0		0-1-0		4-6-0		
7-5-0		0-0-0		0-0-0		NEUTRAL		1-0-0		2-2-0		4-3-0		
10-12-0		0-0-0		0-0-0		NON-CONFERENCE		1-1-0		2-3-0		7-8-0		
1-1-0		0-0-0		0-0-0		HOME		0-1-0		0-0-0		1-0-0		
2-6-0		0-0-0		0-0-		AWAY		0-0-0		0-1-0		2-5-0		
7-5-0		0-0-0		0-0-0		NEUTRAL		1-0-0		2-2-0		4-3-0		
10-8-0		0-0-0		0-0-0		CONFERENCE		0-3-0		0-0-0		10-5-0		
8-4-0		0-0-0		0-0-0		HOME		0-0-0		0-0-0		8-4-0		
2-4-0		0-0-0		0-0-0		AWAY		0-3-0		0-0-0		2-1-0		
0-0-0		0-0-0		0-0-0		NEUTRAL		0-0-0		0-0-0		0-0-0		
RPI	S	Opponent	Score	RPI	S	Opponent	Score	RPI	S	Opponent	Score			
								71	A	Oral Roberts	4	6		
								71	A	Oral Roberts	2	3		
								71	A	Oral Roberts	3	6		
								82	H	Nebraska	6	11		
								92	N	Iowa	3	2		
										106	N	Seton Hall	1	2
										113	N	Morehead St.	0	14
										113	N	Morehead St.	6	5
										124	N	Arkansas St.	4	3
										150	A	Kansas St.	3	11
										158	A	Grand Canyon	4	9
										158	A	Grand Canyon	4	12
										158	A	Grand Canyon	7	2
										168	A	Wichita St.	4	5
										169	H	North Dakota St.	1	2
										169	H	North Dakota St.	12	2
										169	H	North Dakota St.	9	8
										172	N	Presbyterian	1	11
										173	A	Air Force	12	3
										173	A	Air Force	10	18
										173	H	Air Force	7	4
										178	N	Eastern Mich.	3	16
										178	N	Eastern Mich.	2	1
										178	N	Eastern Mich.	1	8
										191	A	Kansas	6	7
										209	A	South Dakota St.	19	6
										209	A	South Dakota St.	10	3
										209	A	South Dakota St.	4	9
										209	H	South Dakota St.	4	1
										209	H	South Dakota St.	3	15
										209	H	South Dakota St.	10	9
										226	H	IPFW	7	0
				LAST 15 GAMES										
				173	H	Air Force	7	4	191	A	Kansas	6	7	
				209	H	South Dakota St.	10	9	209	A	South Dakota St.	4	9	
				209	H	South Dakota St.	3	15	209	A	South Dakota St.	10	3	
				209	H	South Dakota St.	4	1						
				71	A	Oral Roberts	3	6						

Non-Div. I Games:

Omaha

71	A	Oral Roberts	2	3
71	A	Oral Roberts	4	6

RPI	S	Opponent	Score	
226	H	IPFW	9	5
226	H	IPFW	14	7
244	N	NJIT	9	3
255	N	Bowling Green	10	1
258	H	Western Ill.	2	3
258	H	Western Ill.	6	1
258	H	Western Ill.	2	10
268	N	Saint Louis	16	2

Omaha

O  
m  
a  
h  
a

O  
m  
a  
h  
a

Average RPI Win: 214		WON-LOST RECORD	WINNING PCT. RANK		LAST 15 GAMES		STRENGTH OF SCHEDULE		OPP. STRENGTH OF SCHEDULE		TEAM RPI	ADJ RPI	CONF. RPI	ADJ CONF. RPI	
Average RPI Loss: 131															
DIV. I ONLY		18-18-0	.5	142	8-7-0		227		228		202	.47382	202	27	27
DIV. I NON-CONF.		9-12-0	.42857	190	2-2-0		97		226		134	.50902	134	25	25
TOTALS		RPI 1-25		RPI 26-50		W-L RECORDS		RPI 51-100		RPI 101-150		RPI 150+			
18-18-0	0-0-0			0-3-0		OVERALL		1-6-0		1-1-0		16-8-0			
11-6-0	0-0-0			0-0-0		HOME		0-1-0		1-1-0		10-4-0			
6-11-0	0-0-0			0-3-0		AWAY		1-5-0		0-0-0		5-3-0			
1-1-0	0-0-0			0-0-0		NEUTRAL		0-0-0		0-0-0		1-1-0			
9-12-0	0-0-0			0-3-0		NON-CONFERENCE		1-6-0		1-1-0		7-2-0			
3-2-0	0-0-0			0-0-0		HOME		0-1-0		1-1-0		2-0-0			
5-9-0	0-0-0			0-0-		AWAY		1-5-0		0-0-0		4-1-0			
1-1-0	0-0-0			0-0-0		NEUTRAL		0-0-0		0-0-0		1-1-0			
9-6-0	0-0-0			0-0-0		CONFERENCE		0-0-0		0-0-0		9-6-0			
8-4-0	0-0-0			0-0-0		HOME		0-0-0		0-0-0		8-4-0			
1-2-0	0-0-0			0-0-0		AWAY		0-0-0		0-0-0		1-2-0			
0-0-0	0-0-0			0-0-0		NEUTRAL		0-0-0		0-0-0		0-0-0			
RPI	S	Opponent	Score	RPI	S	Opponent	Score	RPI	S	Opponent	Score	RPI	S	Opponent	Score
				42	A	UNCG	3 16	54	A	High Point	2 4	132	H	Binghamton	7 15
				42	A	UNCG	4 16	54	A	High Point	8 6	132	H	Binghamton	6 1
				42	A	UNCG	6 8	54	A	High Point	7 9	153	H	Monmouth	9 11
								74	H	Hartford	3 5	153	H	Monmouth	3 5
								86	A	VCU	0 3	153	H	Monmouth	2 1
								86	A	VCU	6 7	173	N	Air Force	4 8
								86	A	VCU	0 3	180	H	Albany (NY)	2 0
												181	H	UMass Lowell	6 3
												195	A	Davidson	3 4
												208	H	Manhattan	14 2
												208	H	Manhattan	2 8
												208	H	Manhattan	13 7
												217	H	Quinnipiac	4 2
												217	H	Quinnipiac	6 0
												217	H	Quinnipiac	5 2
												223	H	Niagara	3 7
												223	H	Niagara	12 1
												223	H	Niagara	3 2
												244	A	NJIT	4 2
												257	N	Buffalo	8 3
												273	A	Iona	2 3
												273	A	Iona	1 2
												273	A	Iona	7 6
												290	A	Delaware St.	4 2
												290	A	Delaware St.	15 0
												290	A	Delaware St.	4 3
LAST 15 GAMES															
				153	H	Monmouth	3 5	208	H	Manhattan	13 7	273	A	Iona	7 6
				153	H	Monmouth	2 1	74	H	Hartford	3 5	290	A	Delaware St.	4 2
				153	H	Monmouth	9 11	223	H	Niagara	3 7	290	A	Delaware St.	15 0
				132	H	Binghamton	6 1					290	A	Delaware St.	4 3
				132	H	Binghamton	7 15								

Non-Div. I Games:

Marist

208 H Manhattan	2	8
208 H Manhattan	14	2

M  
a  
r  
i  
s  
t

M  
a  
r  
i  
s  
t

Average RPI Win: 207		WON-LOST	WINNING	LAST 15	STRENGTH OF		OPP. STRENGTH	TEAM	ADJ	CONF.	ADJ CONF.
Average RPI Loss: 127		RECORD	PCT. RANK	GAMES	SCHEDULE		OF SCHEDULE	RPI	RPI	RPI	RPI
DIV. I ONLY		16-22-0	.42105	206	8-7-0		221	217	203	.47314	203
DIV. I NON-CONF.		7-16-0	.30435	251	1-2-0		201	217	218	.46307	218
TOTALS		RPI 1-25	RPI 26-50		W-L RECORDS		RPI 51-100		RPI 101-150		RPI 150+
16-22-0		0-7-0	0-1-0		OVERALL		2-4-0		2-1-0		12-9-0
7-4-0		0-0-0	0-0-0		HOME		1-1-0		2-1-0		4-2-0
9-18-0		0-7-0	0-1-0		AWAY		1-3-0		0-0-0		8-7-0
0-0-0		0-0-0	0-0-0		NEUTRAL		0-0-0		0-0-0		0-0-0
7-16-0		0-7-0	0-1-0		NON-CONFERENCE		1-3-0		0-0-0		6-5-0
2-1-0		0-0-0	0-0-0		HOME		0-0-0		0-0-0		2-1-0
5-15-0		0-7-0	0-0-		AWAY		1-3-0		0-0-0		4-4-0
0-0-0		0-0-0	0-0-0		NEUTRAL		0-0-0		0-0-0		0-0-0
9-6-0		0-0-0	0-0-0		CONFERENCE		1-1-0		2-1-0		6-4-0
5-3-0		0-0-0	0-0-0		HOME		1-1-0		2-1-0		2-1-0
4-3-0		0-0-0	0-0-0		AWAY		0-0-0		0-0-0		4-3-0
0-0-0		0-0-0	0-0-0		NEUTRAL		0-0-0		0-0-0		0-0-0
RPI S	Opponent	Score	RPI S	Opponent	Score	RPI S	Opponent	Score	RPI S	Opponent	Score
15 A	Vanderbilt	8 20	38 A	Notre Dame	5 9	80 H	Valparaiso	2 5	137 H	Oakland	3 0
15 A	Vanderbilt	5 6				80 H	Valparaiso	5 3	137 H	Oakland	4 5
15 A	Vanderbilt	0 9				96 A	Missouri	5 13	137 H	Oakland	6 0
25 A	Michigan	0 5				96 A	Missouri	5 10	155 A	Milwaukee	3 2
25 A	Michigan	4 10				96 A	Missouri	4 7	155 A	Milwaukee	1 5
25 A	Michigan	4 5				96 A	Missouri	4 2	155 H	Milwaukee	10 3
25 A	Michigan	2 10							155 H	Milwaukee	6 5
									155 H	Milwaukee	2 7
									222 A	Northern Ill.	6 11
									222 H	Northern Ill.	2 5
									242 A	Youngstown St.	1 9
									242 A	Youngstown St.	15 1
									247 A	Northern Ky.	6 3
									247 A	Northern Ky.	6 12
									247 A	Northern Ky.	4 1
									254 A	Northwestern	7 0
									254 H	Northwestern	11 2
									288 A	Texas Southern	17 3
									288 A	Texas Southern	22 5
									288 A	Texas Southern	5 8
									288 A	Texas Southern	22 8
									291 A	Chicago St.	1 3
									291 A	Chicago St.	3 6
									291 H	Chicago St.	5 0
LAST 15 GAMES											
222 A	Northern Ill.	6 11	155 H	Milwaukee	2 7	222 H	Northern Ill.	2 5			
155 A	Milwaukee	3 2	247 A	Northern Ky.	6 3						
155 A	Milwaukee	1 5									
80 H	Valparaiso	5 3									
80 H	Valparaiso	2 5									

Non-Div. I Games: Roosevelt 7 6

Ill.-Chicago

155 H Milwaukee	6	5
155 H Milwaukee	10	3

I  
l  
l  
.  
-  
C  
h  
i  
c  
a  
g  
o

I  
l  
l  
.  
-  
C  
h  
i  
c  
a  
g  
o

Average RPI Win:		213	WON-LOST RECORD		WINNING PCT. RANK		LAST 15 GAMES		STRENGTH OF SCHEDULE		OPP. STRENGTH OF SCHEDULE		TEAM RPI		ADJ RPI		CONF. RPI		ADJ CONF. RPI				
DIV. I ONLY			15-23-1		.39744 221		9-5-0		147		277		204		.47264 204		25		25				
DIV. I NON-CONF.			5-17-1		.23913 273		1-1-0		43		290		222		.46231 221		23		23				
TOTALS		RPI 1-25		RPI 26-50		W-L RECORDS		RPI 51-100		RPI 101-150		RPI 150+											
15-23-1		0-3-0		0-0-0		OVERALL		0-2-0		2-2-0		13-16-1											
7-7-0		0-0-0		0-0-0		HOME		0-0-0		2-1-0		5-6-0											
8-16-1		0-3-0		0-0-0		AWAY		0-2-0		0-1-0		8-10-1											
0-0-0		0-0-0		0-0-0		NEUTRAL		0-0-0		0-0-0		0-0-0											
5-17-1		0-3-0		0-0-0		NON-CONFERENCE		0-2-0		0-2-0		5-10-1											
2-4-0		0-0-0		0-0-0		HOME		0-0-0		0-1-0		2-3-0											
3-13-1		0-3-0		0-0-		AWAY		0-2-0		0-1-0		3-7-1											
0-0-0		0-0-0		0-0-0		NEUTRAL		0-0-0		0-0-0		0-0-0											
10-6-0		0-0-0		0-0-0		CONFERENCE		0-0-0		2-0-0		8-6-0											
5-3-0		0-0-0		0-0-0		HOME		0-0-0		2-0-0		3-3-0											
5-3-0		0-0-0		0-0-0		AWAY		0-0-0		0-0-0		5-3-0											
0-0-0		0-0-0		0-0-0		NEUTRAL		0-0-0		0-0-0		0-0-0											
RPI	S	Opponent			Score		RPI	S	Opponent			Score		RPI	S	Opponent			Score				
4	A	Texas A&M			5	12			63	A	UConn			2	8	101	H	Princeton			6	3	
4	A	Texas A&M			2	10			74	A	Hartford			8	15	101	H	Princeton			6	1	
4	A	Texas A&M			0	13										135	A	Sacred Heart			0	7	
																135	H	Sacred Heart			0	9	
																152	A	Navy			2	8	
																152	A	Navy			2	2	
																152	A	Navy			4	11	
																152	A	Navy			2	3	
																176	H	Holy Cross			2	4	
																176	H	Holy Cross			10	5	
																176	H	Holy Cross			1	8	
																189	A	Georgetown			4	5	
																196	H	Fairfield			1	2	
																196	H	Fairfield			2	1	
																210	A	George Washington			1	6	
																211	A	Columbia			9	7	
																211	A	Columbia			14	5	
																217	A	Quinnipiac			8	6	
																225	A	Penn			3	19	
																225	A	Penn			2	3	
																228	H	Harvard			3	6	
																228	H	Harvard			1	9	
																228	H	Harvard			2	5	
																228	H	Harvard			3	2	
																233	A	Dartmouth			7	6	
																233	A	Dartmouth			4	10	
																233	A	Dartmouth			5	3	
LAST 15 GAMES																							
233 A Dartmouth						4	10	228 H Harvard						3	2	228 H Harvard						2	5
233 A Dartmouth						4	3	135 A Sacred Heart						0	7	228 H Harvard						3	2
233 A Dartmouth						5	3	246 H Cornell						9	8	233 A Dartmouth						7	6
233 A Dartmouth						7	6									233 A Dartmouth						4	10
228 H Harvard						2	5									233 A Dartmouth						5	3

<b>Non-Div. I Games:</b>	<b>Wesleyan (CT)</b>	<b>15</b>	<b>2</b>
--------------------------	----------------------	-----------	----------

Yale

228	H	Harvard	1	9
228	H	Harvard	3	6

RPI	S	Opponent	Score	
233	A	Dartmouth	4	3
246	H	Cornell	9	8
246	H	Cornell	4	2
281	A	Bucknell	0	5
281	A	Bucknell	5	4
281	A	Bucknell	9	13
281	A	Bucknell	10	0



Average RPI Win:		216	WON-LOST RECORD		WINNING PCT. RANK		LAST 15 GAMES		STRENGTH OF SCHEDULE		OPP. STRENGTH OF SCHEDULE		TEAM RPI		ADJ RPI		CONF. RPI		ADJ CONF. RPI				
Average RPI Loss:		91																					
DIV. I ONLY			12-24-0		.33333 252		4-11-0		56		174		206		.47094 205		12		12				
DIV. I NON-CONF.			7-8-0		.46667 168		1-1-0		26		212		128		.51265 128		12		12				
TOTALS		RPI 1-25		RPI 26-50		W-L RECORDS		RPI 51-100		RPI 101-150		RPI 150+											
12-24-0		0-2-0		1-6-0		OVERALL		0-9-0		0-1-0		11-6-0											
10-11-0		0-0-0		1-3-0		HOME		0-3-0		0-0-0		9-5-0											
2-13-0		0-2-0		0-3-0		AWAY		0-6-0		0-1-0		2-1-0											
0-0-0		0-0-0		0-0-0		NEUTRAL		0-0-0		0-0-0		0-0-0											
7-8-0		0-2-0		1-3-0		NON-CONFERENCE		0-0-0		0-1-0		6-2-0											
7-2-0		0-0-0		1-0-0		HOME		0-0-0		0-0-0		6-2-0											
0-6-0		0-2-0		0-0-		AWAY		0-0-0		0-1-0		0-0-0											
0-0-0		0-0-0		0-0-0		NEUTRAL		0-0-0		0-0-0		0-0-0											
5-16-0		0-0-0		0-3-0		CONFERENCE		0-9-0		0-0-0		5-4-0											
3-9-0		0-0-0		0-3-0		HOME		0-3-0		0-0-0		3-3-0											
2-7-0		0-0-0		0-0-0		AWAY		0-6-0		0-0-0		2-1-0											
0-0-0		0-0-0		0-0-0		NEUTRAL		0-0-0		0-0-0		0-0-0											
RPI	S	Opponent		Score		RPI	S	Opponent		Score		RPI	S	Opponent		Score							
4	A	Texas A&M		4	10	27	A	Oklahoma St.		2	8	58	H	Southeastern La.		3	4	111	A	Oklahoma		1	7
19	A	TCU		4	6	27	A	Oklahoma St.		0	16	58	H	Southeastern La.		2	10	182	H	Houston Baptist		1	4
						27	A	Oklahoma St.		4	8	58	H	Southeastern La.		7	9	182	H	Houston Baptist		9	0
						44	H	Lamar		5	7	76	A	McNeese St.		6	10	182	H	Houston Baptist		2	3
						44	H	Lamar		5	8	76	A	McNeese St.		0	3	187	H	Northeastern		2	3
						44	H	Lamar		6	16	76	A	McNeese St.		3	4	187	H	Northeastern		3	4
						47	H	Dallas Baptist		3	2	84	A	Sam Houston St.		3	6	187	H	Northeastern		4	3
												84	A	Sam Houston St.		1	3	187	H	Northeastern		1	0
												84	A	Sam Houston St.		1	2	214	A	Nicholls St.		5	4
																		214	A	Nicholls St.		2	4
																		214	A	Nicholls St.		5	3
																		231	H	A&M-Corpus Christi		4	11
																		231	H	A&M-Corpus Christi		4	0
																		231	H	A&M-Corpus Christi		4	0
																		275	H	UTRGV		5	2
																		275	H	UTRGV		3	1
																		275	H	UTRGV		7	2
																		275	H	UTRGV		6	5
LAST 15 GAMES																							
						84	A	Sam Houston St.		1	2	182	H	Houston Baptist		1	4						
						84	A	Sam Houston St.		1	3	182	H	Houston Baptist		9	0						
						84	A	Sam Houston St.		3	6	182	H	Houston Baptist		2	3						
						231	H	A&M-Corpus Christi		4	0												
						231	H	A&M-Corpus Christi		4	0												

Non-Div. I Games: Tex. Permian Basin 10 0

Abilene Christian

231	H	A&M-Corpus Christi	4	11
4	A	Texas A&M	4	10

A  
b  
i  
l  
e  
n  
e  
C  
h  
r  
i  
s  
t  
i  
a  
n

A  
b  
i  
l  
e  
n  
e  
C  
h  
r  
i  
s  
t  
i  
a  
n

UMBC

Average RPI Win: 209		WON-LOST RECORD		WINNING PCT. RANK		LAST 15 GAMES		STRENGTH OF SCHEDULE		OPP. STRENGTH OF SCHEDULE		TEAM RPI		ADJ RPI		CONF. RPI		ADJ CONF. RPI	
DIV. I ONLY		18-18-0		.5 142		7-8-0		255		236		207		.47043 206		20		20	
DIV. I NON-CONF.		11-11-0		.5 144		4-2-0		237		263		183		.48435 182		20		20	
TOTALS		RPI 1-25		RPI 26-50		W-L RECORDS		RPI 51-100		RPI 101-150		RPI 150+							
18-18-0		0-3-0		0-1-0		OVERALL		0-0-0		1-2-0		17-12-0							
10-4-0		0-0-0		0-0-0		HOME		0-0-0		1-2-0		9-2-0							
7-12-0		0-3-0		0-1-0		AWAY		0-0-0		0-0-0		7-8-0							
1-2-0		0-0-0		0-0-0		NEUTRAL		0-0-0		0-0-0		1-2-0							
11-11-0		0-3-0		0-1-0		NON-CONFERENCE		0-0-0		0-0-0		11-7-0							
5-1-0		0-0-0		0-0-0		HOME		0-0-0		0-0-0		5-1-0							
5-8-0		0-3-0		0-0-		AWAY		0-0-0		0-0-0		5-4-0							
1-2-0		0-0-0		0-0-0		NEUTRAL		0-0-0		0-0-0		1-2-0							
7-7-0		0-0-0		0-0-0		CONFERENCE		0-0-0		1-2-0		6-5-0							
5-3-0		0-0-0		0-0-0		HOME		0-0-0		1-2-0		4-1-0							
2-4-0		0-0-0		0-0-0		AWAY		0-0-0		0-0-0		2-4-0							
0-0-0		0-0-0		0-0-0		NEUTRAL		0-0-0		0-0-0		0-0-0							
RPI S	Opponent		Score		RPI S	Opponent		Score		RPI S	Opponent		Score		RPI S	Opponent		Score	
22 A	Georgia Tech		1	4	30 A	Wake Forest		8	10			132 H	Binghamton		5	4			
22 A	Georgia Tech		1	6								132 H	Binghamton		4	6			
22 A	Georgia Tech		2	9								132 H	Binghamton		5	7			
												152 A	Navy		6	4			
												152 H	Navy		5	4			
												161 A	Richmond		10	5			
												166 H	Stony Brook		2	1			
												166 H	Stony Brook		10	15			
												180 A	Albany (NY)		5	1			
												180 A	Albany (NY)		1	6			
												180 A	Albany (NY)		4	10			
												181 H	UMass Lowell		4	3			
												181 H	UMass Lowell		10	5			
												181 H	UMass Lowell		1	0			
												189 A	Georgetown		0	1			
												189 N	Georgetown		5	6			
												200 A	James Madison		5	13			
												200 A	James Madison		7	12			
												200 A	James Madison		13	11			
												210 A	George Washington		10	8			
												210 H	George Washington		8	12			
												230 N	VMI		3	9			
												230 N	VMI		5	4			
												241 A	Towson		4	3			
												180 A	Albany (NY)		5	1			
												180 A	Albany (NY)		1	6			
												241 H	Towson		12	3			
												267 A	Maine		3	1			
												267 A	Maine		5	7			
LAST 15 GAMES																			
				132 H	Binghamton		5	7	241 A	Towson		4	3						
				132 H	Binghamton		4	6	180 A	Albany (NY)		5	1	241 A	Towson		4	3	
				132 H	Binghamton		5	4	180 A	Albany (NY)		1	6	241 H	Towson		12	3	
				152 A	Navy		6	4						267 A	Maine		3	1	
				267 A	Maine		5	7						267 A	Maine		5	7	

Non-Div. I Games:

UMBC

267	A	Maine	3	1
267	A	Maine	3	6

RPI	S	Opponent	Score	
267	A	Maine	3	6
296	A	Mt. St. Mary's	3	5
296	H	Mt. St. Mary's	3	1
296	H	Mt. St. Mary's	9	3
300	H	Coppin St.	12	3

UMBC

U  
M  
B  
C

U  
M  
B  
C

Average RPI Win:	220	WON-LOST RECORD	WINNING PCT. RANK	LAST 15 GAMES	STRENGTH OF SCHEDULE	OPP. STRENGTH OF SCHEDULE	TEAM RPI	ADJ RPI	CONF. RPI	ADJ CONF. RPI	
Average RPI Loss:	126										
DIV. I ONLY		19-20-0	.48718 163	9-6-0	228	145	205	.47012 207	21	21	
DIV. I NON-CONF.		10-11-0	.47619 162	3-3-0	167	170	180	.48328 183	22	21	
<hr/>											
TOTALS	RPI 1-25	RPI 26-50		W-L RECORDS	RPI 51-100		RPI 101-150		RPI 150+		
19-20-0	0-4-0	0-1-0		OVERALL	1-6-0		1-1-0		17-8-0		
14-7-0	0-3-0	0-0-0		HOME	0-1-0		1-0-0		13-3-0		
5-13-0	0-1-0	0-1-0		AWAY	1-5-0		0-1-0		4-5-0		
0-0-0	0-0-0	0-0-0		NEUTRAL	0-0-0		0-0-0		0-0-0		
10-11-0	0-4-0	0-1-0		NON-CONFERENCE	0-1-0		1-1-0		9-4-0		
7-5-0	0-3-0	0-0-0		HOME	0-1-0		1-0-0		6-1-0		
3-6-0	0-1-0	0-0-		AWAY	0-0-0		0-1-0		3-3-0		
0-0-0	0-0-0	0-0-0		NEUTRAL	0-0-0		0-0-0		0-0-0		
9-9-0	0-0-0	0-0-0		CONFERENCE	1-5-0		0-0-0		8-4-0		
7-2-0	0-0-0	0-0-0		HOME	0-0-0		0-0-0		7-2-0		
2-7-0	0-0-0	0-0-0		AWAY	1-5-0		0-0-0		1-2-0		
0-0-0	0-0-0	0-0-0		NEUTRAL	0-0-0		0-0-0		0-0-0		
RPI S	Opponent	Score	RPI S	Opponent	Score	RPI S	Opponent	Score	RPI S	Opponent	Score
7 A	Ole Miss	3 8	37 A	Kentucky	1 11	66 A	Jacksonville St.	4 11	129 A	Southern Ill.	4 5
21 H	Creighton	5 10				66 A	Jacksonville St.	6 5	129 H	Southern Ill.	7 3
21 H	Creighton	2 7				66 A	Jacksonville St.	7 22	191 A	Kansas	8 14
21 H	Creighton	4 9				67 A	Austin Peay	11 16	191 A	Kansas	14 9
						67 A	Austin Peay	4 10	199 A	Bethune-Cookman	5 0
						67 A	Austin Peay	2 6	199 A	Bethune-Cookman	0 6
						88 H	Evansville	1 2	199 A	Bethune-Cookman	2 3
									213 H	Tennessee Tech	8 7
									213 H	Tennessee Tech	8 7
									213 H	Tennessee Tech	4 3
									221 H	Memphis	10 6
									222 H	Northern Ill.	10 12
									222 H	Northern Ill.	15 12
									222 H	Northern Ill.	29 16
									222 H	Northern Ill.	17 4
									226 H	IPFW	9 4
									238 H	SIUE	4 0
									238 H	SIUE	6 4
									238 H	SIUE	8 9
									266 H	Eastern Ill.	3 9
									266 H	Eastern Ill.	31 11
									266 H	Eastern Ill.	9 4
									268 A	Saint Louis	9 1
									270 A	UT Martin	7 4
									270 A	UT Martin	5 6
									270 A	UT Martin	6 19
									298 H	Alabama A&M	11 3
LAST 15 GAMES			298 H	Alabama A&M	11 3	66 A	Jacksonville St.	6 5	268 A	Saint Louis	9 1
			213 H	Tennessee Tech	8 7	66 A	Jacksonville St.	7 22	270 A	UT Martin	7 4
			213 H	Tennessee Tech	8 7	66 A	Jacksonville St.	4 11	270 A	UT Martin	5 6
			213 H	Tennessee Tech	4 3				270 A	UT Martin	6 19
			7 A	Ole Miss	3 8				298 H	Alabama A&M	11 3

Non-Div. I Games:

Kentucky St.

18 5

Lindenwood (IL)

8 11

Harris-Stowe

13 4

Murray St.

268	A	Saint Louis	9	1
88	H	Evansville	1	2

M  
u  
r  
r  
a  
y  
S  
t  
.

M  
u  
r  
r  
a  
y  
S  
t  
.

M  
a  
n  
h  
a  
t  
t  
a  
n

## Manhattan

202 A Marist	8	2
202 A Marist	2	14

RPI	S	Opponent	Score	
263	A	NYIT	6	4
263	H	NYIT	7	6
265	A	Lehigh	2	0
265	H	Lehigh	4	6
265	H	Lehigh	10	2

Manhattan

M  
a  
n  
h  
a  
t  
t  
a  
n

M  
a  
n  
h  
a  
t  
t  
a  
n



Average RPI Win: 210		WON-LOST	WINNING	LAST 15	STRENGTH OF		OPP. STRENGTH	TEAM	ADJ	CONF.	ADJ CONF.
Average RPI Loss: 138		RECORD	PCT. RANK	GAMES	SCHEDULE		OF SCHEDULE	RPI	RPI	RPI	RPI
DIV. I ONLY		13-24-0	.35135	244	7-6-0		166	222	209	.46957	209
DIV. I NON-CONF.		3-16-0	.15789	289	1-2-0		150	173	271	.42719	270
TOTALS		RPI 1-25	RPI 26-50		W-L RECORDS		RPI 51-100		RPI 101-150		RPI 150+
13-24-0	0-3-0	0-4-0		OVERALL		1-3-0		0-3-0		12-11-0	
5-2-0	0-0-0	0-0-0		HOME		0-0-0		0-0-0		5-2-0	
8-16-0	0-3-0	0-2-0		AWAY		1-2-0		0-2-0		7-7-0	
0-6-0	0-0-0	0-2-0		NEUTRAL		0-1-0		0-1-0		0-2-0	
3-16-0	0-3-0	0-4-0		NON-CONFERENCE		0-1-0		0-3-0		3-5-0	
1-0-0	0-0-0	0-0-0		HOME		0-0-0		0-0-0		1-0-0	
2-10-0	0-3-0	0-0-		AWAY		0-0-0		0-2-0		2-3-0	
0-6-0	0-0-0	0-2-0		NEUTRAL		0-1-0		0-1-0		0-2-0	
10-8-0	0-0-0	0-0-0		CONFERENCE		1-2-0		0-0-0		9-6-0	
4-2-0	0-0-0	0-0-0		HOME		0-0-0		0-0-0		4-2-0	
6-6-0	0-0-0	0-0-0		AWAY		1-2-0		0-0-0		5-4-0	
0-0-0	0-0-0	0-0-0		NEUTRAL		0-0-0		0-0-0		0-0-0	
RPI S	Opponent	Score	RPI S	Opponent	Score	RPI S	Opponent	Score	RPI S	Opponent	Score
12 A	Mississippi St.	4 17	29 A	UNCW	5 15	71 A	Oral Roberts	3 2	139 A	Sacramento St.	7 10
12 A	Mississippi St.	5 15	32 A	Minnesota	3 7	71 A	Oral Roberts	1 9	139 A	Sacramento St.	3 11
21 A	Creighton	5 6	34 N	Fla. Atlantic	5 11	71 A	Oral Roberts	3 13	139 N	Sacramento St.	0 4
			34 N	Fla. Atlantic	2 4	86 N	VCU	8 14	169 H	North Dakota St.	5 2
									169 H	North Dakota St.	11 3
									169 H	North Dakota St.	14 7
									194 A	Pacific	2 5
									201 A	Omaha	1 4
									201 A	Omaha	9 10
									201 A	Omaha	15 3
									201 H	Omaha	6 19
									201 H	Omaha	9 4
									201 H	Omaha	3 10
									215 N	Eastern Ky.	1 10
									215 N	Eastern Ky.	4 6
									226 A	IPFW	10 6
									226 A	IPFW	18 5
									226 A	IPFW	9 3
									252 H	North Dakota	5 3
									258 A	Western Ill.	11 3
									258 A	Western Ill.	0 2
									258 A	Western Ill.	2 3
									264 A	UC Davis	4 5
									282 A	Northern Colo.	11 3
									282 A	Northern Colo.	8 3
									282 A	Northern Colo.	6 7
LAST 15 GAMES			LAST 15 GAMES			LAST 15 GAMES			LAST 15 GAMES		
201 A	Omaha	9 10	32 A	Minnesota	3 7	201 H	Omaha	9 4	201 H	Omaha	3 10
201 A	Omaha	15 3	201 H	Omaha	9 4	201 H	Omaha	3 10			
201 A	Omaha	1 4									
169 H	North Dakota St.	5 2									
169 H	North Dakota St.	14 7									

Non-Div. I Games: Dakota St. 12 6 Dakota Wesleyan 7 4 Mayville St. 8 1 South Dakota St.

169	H	North Dakota St.	11	3
21	A	Creighton	5	6

S  
o  
u  
t  
h  
D  
a  
k  
o  
t  
a  
S  
t  
.

S  
o  
u  
t  
h  
D  
a  
k  
o  
t  
a  
S  
t  
.

Average RPI Win: 217		WON-LOST	WINNING	LAST 15	STRENGTH OF		OPP. STRENGTH	TEAM	ADJ		CONF.	ADJ CONF.			
Average RPI Loss: 151		RECORD	PCT. RANK	GAMES	SCHEDULE		OF SCHEDULE	RPI	RPI		RPI	RPI			
DIV. I ONLY		19-23-0	.45238	191	9-6-0		214	218	210		.46784	210	24	24	
DIV. I NON-CONF.		11-19-0	.36667	226	3-2-0		145	201	207		.46903	207	27	27	
TOTALS		RPI 1-25	RPI 26-50		W-L RECORDS		RPI 51-100		RPI 101-150		RPI 150+				
19-23-0		0-1-0	0-0-0		OVERALL		2-7-0		0-3-0		17-12-0				
10-9-0		0-0-0	0-0-0		HOME		0-0-0		0-3-0		10-6-0				
8-12-0		0-1-0	0-0-0		AWAY		2-5-0		0-0-0		6-6-0				
1-2-0		0-0-0	0-0-0		NEUTRAL		0-2-0		0-0-0		1-0-0				
11-19-0		0-1-0	0-0-0		NON-CONFERENCE		2-7-0		0-3-0		9-8-0				
5-8-0		0-0-0	0-0-0		HOME		0-0-0		0-3-0		5-5-0				
5-9-0		0-1-0	0-0-		AWAY		2-5-0		0-0-0		3-3-0				
1-2-0		0-0-0	0-0-0		NEUTRAL		0-2-0		0-0-0		1-0-0				
8-4-0		0-0-0	0-0-0		CONFERENCE		0-0-0		0-0-0		8-4-0				
5-1-0		0-0-0	0-0-0		HOME		0-0-0		0-0-0		5-1-0				
3-3-0		0-0-0	0-0-0		AWAY		0-0-0		0-0-0		3-3-0				
0-0-0		0-0-0	0-0-0		NEUTRAL		0-0-0		0-0-0		0-0-0				
RPI S	Opponent	Score		RPI S	Opponent	Score		RPI S	Opponent	Score		RPI S	Opponent	Score	
23 A	Virginia	3	15					57 A	Maryland	19	10	108 H	CSUN	5	6
								64 A	North Florida	0	2	108 H	CSUN	2	4
								64 A	North Florida	7	10	108 H	CSUN	3	9
								64 A	North Florida	7	6	153 H	Monmouth	7	5
								78 A	Houston	2	5	153 H	Monmouth	1	4
								78 A	Houston	0	14	153 H	Monmouth	14	5
								78 A	Houston	0	5	165 N	Ball St.	2	0
								81 N	Kent St.	4	6	189 A	Georgetown	1	2
								81 N	Kent St.	4	7	189 H	Georgetown	2	3
												195 A	Davidson	7	8
												195 A	Davidson	4	7
												195 A	Davidson	3	2
												200 H	James Madison	1	2
												204 H	Yale	6	1
												206 A	UMBC	12	8
												206 H	UMBC	8	10
												241 A	Towson	10	2
												241 H	Towson	7	2
												244 H	NJIT	0	6
												248 A	Charleston So.	1	12
												248 A	Charleston So.	10	5
												248 A	Charleston So.	1	3
												256 A	Dayton	1	2
												256 A	Dayton	6	2
												256 A	Dayton	4	2
												277 H	La Salle	4	3
												277 H	La Salle	2	1
LAST 15 GAMES				256 A	Dayton	6	2	283 H	George Mason	1	0	256 A	Dayton	6	2
				256 A	Dayton	1	2	241 A	Towson	10	2	256 A	Dayton	4	2
				256 A	Dayton	4	2	195 A	Davidson	7	8	277 H	La Salle	4	3
				189 A	Georgetown	1	2					277 H	La Salle	2	1
				241 H	Towson	7	2								

Non-Div. I Games:

George Washington

283	H	George Mason	9	3
283	H	George Mason	14	4

RPI	S	Opponent	Score	
277	H	La Salle	3	6
283	H	George Mason	14	4
283	H	George Mason	9	3
283	H	George Mason	1	0
290	H	Delaware St.	8	0

George Washington

G  
e  
o  
r  
g  
e  
W  
a  
s  
h  
i  
n  
g  
t  
o  
n

G  
e  
o  
r  
g  
e  
W  
a  
s  
h  
i  
n  
g  
t  
o  
n

R  
a  
d  
f  
o  
r  
d

Radford

164	A	Winthrop	1	3
164	A	Winthrop	15	8

RPI	S	Opponent	Score	
283	H	George Mason	8	7
283	H	George Mason	3	9

Radford

R  
a  
d  
f  
o  
r  
d

R  
a  
d  
f  
o  
r  
d

C  
o  
l  
u  
m  
b  
i  
a

Columbia

246 A Cornell	3	4
246 A Cornell	4	7

C  
o  
l  
u  
m  
b  
i  
a

C  
o  
l  
u  
m  
b  
i  
a



Average RPI Win: 227		WON-LOST	WINNING	LAST 15	STRENGTH OF		OPP. STRENGTH	TEAM	ADJ		CONF.	ADJ CONF.
Average RPI Loss: 150		RECORD	PCT. RANK	GAMES	SCHEDULE		OF SCHEDULE	RPI	RPI		RPI	RPI
DIV. I ONLY		21-17-0	.55263	112	8-7-0		284	181	213	.46461	213	21
DIV. I NON-CONF.		11-6-0	.64706	64	3-0-0		290	265	210	.46674	209	22
TOTALS		RPI 1-25	RPI 26-50		W-L RECORDS		RPI 51-100		RPI 101-150		RPI 150+	
21-17-0		0-0-0	0-0-0		OVERALL		2-5-0		2-5-0		17-7-0	
13-8-0		0-0-0	0-0-0		HOME		2-4-0		1-2-0		10-2-0	
8-9-0		0-0-0	0-0-0		AWAY		0-1-0		1-3-0		7-5-0	
0-0-0		0-0-0	0-0-0		NEUTRAL		0-0-0		0-0-0		0-0-0	
11-6-0		0-0-0	0-0-0		NON-CONFERENCE		0-1-0		2-2-0		9-3-0	
8-4-0		0-0-0	0-0-0		HOME		0-0-0		1-2-0		7-2-0	
3-2-0		0-0-0	0-0-		AWAY		0-1-0		1-0-0		2-1-0	
0-0-0		0-0-0	0-0-0		NEUTRAL		0-0-0		0-0-0		0-0-0	
10-11-0		0-0-0	0-0-0		CONFERENCE		2-4-0		0-3-0		8-4-0	
5-4-0		0-0-0	0-0-0		HOME		2-4-0		0-0-0		3-0-0	
5-7-0		0-0-0	0-0-0		AWAY		0-0-0		0-3-0		5-4-0	
0-0-0		0-0-0	0-0-0		NEUTRAL		0-0-0		0-0-0		0-0-0	
RPI S	Opponent	Score	RPI S	Opponent	Score	RPI S	Opponent	Score	RPI S	Opponent	Score	
						55 A	Tennessee	1 9	113 A	Morehead St.	4 5	
						66 H	Jacksonville St.	7 6	113 A	Morehead St.	6 11	
						66 H	Jacksonville St.	3 9	113 A	Morehead St.	1 6	
						66 H	Jacksonville St.	14 15	144 A	Middle Tenn.	9 6	
						67 H	Austin Peay	14 3	147 H	Miami (OH)	10 11	
						67 H	Austin Peay	2 10	147 H	Miami (OH)	10 6	
						67 H	Austin Peay	4 9	147 H	Miami (OH)	4 9	
									170 A	Central Ark.	6 14	
									190 A	Kennesaw St.	6 5	
									190 H	Kennesaw St.	24 9	
									207 A	Murray St.	7 8	
									207 A	Murray St.	7 8	
									207 A	Murray St.	3 4	
									229 H	Lipscomb	14 11	
									238 A	SIUE	4 5	
									238 A	SIUE	13 3	
									238 A	SIUE	14 2	
									258 H	Western Ill.	6 3	
									258 H	Western Ill.	13 12	
									258 H	Western Ill.	6 5	
									266 A	Eastern Ill.	5 3	
									266 A	Eastern Ill.	8 6	
									266 A	Eastern Ill.	8 3	
									270 H	UT Martin	5 3	
									270 H	UT Martin	12 3	
									270 H	UT Martin	10 2	
									281 H	Bucknell	2 3	
LAST 15 GAMES												
						207 A	Murray St.	7 8	298 H	Alabama A&M	11 6	
						207 A	Murray St.	7 8	266 A	Eastern Ill.	8 6	
						207 A	Murray St.	3 4	266 A	Eastern Ill.	5 3	
						144 A	Middle Tenn.	9 6				
						66 H	Jacksonville St.	14 15				

Non-Div. I Games:

Tennessee Tech

66	H	Jacksonville St.	7	6
66	H	Jacksonville St.	3	9

RPI	S	Opponent	Score	
281	H	Bucknell	9	3
281	H	Bucknell	5	6
298	A	Alabama A&M	34	6
298	H	Alabama A&M	11	6

Tennessee Tech

T  
e  
n  
n  
e  
s  
s  
e  
e  
T  
e  
c  
h

T  
e  
n  
n  
e  
s  
s  
e  
e  
T  
e  
c  
h

Average RPI Win: 193		WON-LOST RECORD		WINNING PCT. RANK		LAST 15 GAMES		STRENGTH OF SCHEDULE		OPP. STRENGTH OF SCHEDULE		TEAM RPI		ADJ RPI		CONF. RPI		ADJ CONF. RPI	
DIV. I ONLY		17-24-0		.41463 210		6-9-0		193		133		214		.46423 214		12		12	
DIV. I NON-CONF.		10-11-0		.47619 162		1-3-0		155		179		176		.48557 176		12		12	
TOTALS		RPI 1-25		RPI 26-50		W-L RECORDS		RPI 51-100		RPI 101-150		RPI 150+							
17-24-0		0-5-0		2-3-0		OVERALL		2-7-0		2-1-0		11-8-0							
11-10-0		0-2-0		1-0-0		HOME		0-4-0		2-1-0		8-3-0							
5-12-0		0-3-0		0-3-0		AWAY		2-3-0		0-0-0		3-3-0							
1-2-0		0-0-0		1-0-0		NEUTRAL		0-0-0		0-0-0		0-2-0							
10-11-0		0-5-0		2-1-0		NON-CONFERENCE		1-2-0		2-1-0		5-2-0							
8-3-0		0-2-0		1-0-0		HOME		0-0-0		2-1-0		5-0-0							
1-6-0		0-3-0		0-0-		AWAY		1-2-0		0-0-0		0-0-0							
1-2-0		0-0-0		1-0-0		NEUTRAL		0-0-0		0-0-0		0-2-0							
7-13-0		0-0-0		0-2-0		CONFERENCE		1-5-0		0-0-0		6-6-0							
3-7-0		0-0-0		0-0-0		HOME		0-4-0		0-0-0		3-3-0							
4-6-0		0-0-0		0-2-0		AWAY		1-1-0		0-0-0		3-3-0							
0-0-0		0-0-0		0-0-0		NEUTRAL		0-0-0		0-0-0		0-0-0							
RPI	S	Opponent		Score		RPI	S	Opponent		Score		RPI	S	Opponent		Score			
12	A	Mississippi St.		0	5	31	H	Tulane		2	1	58	A	Southeastern La.		2	15		
12	A	Mississippi St.		0	8	36	N	South Ala.		5	4	58	A	Southeastern La.		6	5		
13	A	La.-Lafayette		3	4	44	A	Lamar		10	14	58	H	Southeastern La.		8	14		
13	H	La.-Lafayette		4	5	44	A	Lamar		2	7	82	A	Nebraska		2	4		
17	H	LSU		4	9	48	A	Alabama		1	13	82	A	Nebraska		1	6		
												82	A	Nebraska		7	1		
												84	H	Sam Houston St.		8	12		
												84	H	Sam Houston St.		2	4		
												84	H	Sam Houston St.		1	3		
														205 H Abilene Christian		3	5		
														205 H Abilene Christian		4	5		
														205 H Abilene Christian		4	2		
														231 A A&M-Corpus Christi		4	1		
														231 A A&M-Corpus Christi		0	8		
														231 A A&M-Corpus Christi		4	5		
														269 A Incarnate Word		8	4		
														269 A Incarnate Word		8	3		
														269 A Incarnate Word		5	7		
														294 H Southern U.		9	8		
														299 H Mississippi Val.		18	2		
														299 H Mississippi Val.		13	3		
														299 H Mississippi Val.		15	1		
														299 H Mississippi Val.		6	1		
LAST 15 GAMES																			
						82	A	Nebraska		2	4	269	A	Incarnate Word		8	3		
						82	A	Nebraska		7	1	269	A	Incarnate Word		5	7		
						82	A	Nebraska		1	6	269	A	Incarnate Word		8	4		
						13	A	La.-Lafayette		3	4								
						170	H	Central Ark.		2	7								

Non-Div. I Games:

Nicholls St.

170 H Central Ark.	6	5
170 H Central Ark.	8	2

N  
i  
c  
h  
o  
l  
l  
s  
s  
t  
.

N  
i  
c  
h  
o  
l  
l  
s  
s  
t  
.

Average RPI Win:		204	WON-LOST RECORD		WINNING PCT. RANK		LAST 15 GAMES		STRENGTH OF SCHEDULE		OPP. STRENGTH OF SCHEDULE		TEAM RPI		ADJ RPI		CONF. RPI		ADJ CONF. RPI			
Average RPI Loss:		146																				
DIV. I ONLY			17-25-0		.40476	216	4-11-0		180		235		215		.46272	215	21		21			
DIV. I NON-CONF.			10-14-0		.41667	197	0-5-0		217		278		228		.45885	228	22		21			
TOTALS		RPI 1-25		RPI 26-50		W-L RECORDS		RPI 51-100		RPI 101-150		RPI 150+										
17-25-0		1-1-0		0-4-0		OVERALL		2-8-0		2-1-0		12-11-0										
8-11-0		0-0-0		0-3-0		HOME		1-2-0		2-1-0		5-5-0										
6-14-0		1-1-0		0-1-0		AWAY		0-6-0		0-0-0		5-6-0										
3-0-0		0-0-0		0-0-0		NEUTRAL		1-0-0		0-0-0		2-0-0										
10-14-0		1-1-0		0-1-0		NON-CONFERENCE		2-5-0		0-0-0		7-7-0										
4-6-0		0-0-0		0-0-0		HOME		1-2-0		0-0-0		3-4-0										
3-8-0		1-1-0		0-0-		AWAY		0-3-0		0-0-0		2-3-0										
3-0-0		0-0-0		0-0-0		NEUTRAL		1-0-0		0-0-0		2-0-0										
7-11-0		0-0-0		0-3-0		CONFERENCE		0-3-0		2-1-0		5-4-0										
4-5-0		0-0-0		0-3-0		HOME		0-0-0		2-1-0		2-1-0										
3-6-0		0-0-0		0-0-0		AWAY		0-3-0		0-0-0		3-3-0										
0-0-0		0-0-0		0-0-0		NEUTRAL		0-0-0		0-0-0		0-0-0										
RPI	S	Opponent		Score		RPI	S	Opponent		Score		RPI	S	Opponent		Score						
2	A	Louisville		2	14	29	A	UNCW		7	10	55	A	Tennessee		3	4	113	H	Morehead St.	2	16
12	A	Mississippi St.		16	12	39	H	Southeast Mo. St.		3	7	67	A	Austin Peay		1	10	113	H	Morehead St.	19	3
						39	H	Southeast Mo. St.		1	4	67	A	Austin Peay		3	4	113	H	Morehead St.	8	6
						39	H	Southeast Mo. St.		1	2	67	A	Austin Peay		4	14	209	N	South Dakota St.	10	1
												86	N	VCU		12	2	209	N	South Dakota St.	6	4
												88	H	Evansville		2	10	218	A	Belmont	2	1
												88	H	Evansville		0	4	218	A	Belmont	5	6
												88	H	Evansville		6	5	218	A	Belmont	5	6
												99	A	Marshall		4	5	229	A	Lipscomb	2	3
												99	A	Marshall		0	6	229	A	Lipscomb	13	7
																		229	A	Lipscomb	2	4
																		236	H	Ohio	4	10
																		238	H	SIUE	12	1
																		238	H	SIUE	3	7
																		238	H	SIUE	8	4
																		256	A	Dayton	2	5
																		270	A	UT Martin	6	20
																		270	A	UT Martin	16	1
																		270	A	UT Martin	5	4
																		274	H	ETSU	8	17
																		293	H	UMES	20	2
																		293	H	UMES	14	3
																		293	H	UMES	4	5
																		293	H	UMES	17	1
																		298	A	Alabama A&M	11	6
																		298	H	Alabama A&M	1	3
LAST 15 GAMES																						
						55	A	Tennessee		3	4	238	H	SIUE		3	7	293	H	UMES	4	5
						67	A	Austin Peay		4	14	238	H	SIUE		8	4	293	H	UMES	17	1
						67	A	Austin Peay		3	4	298	H	Alabama A&M		1	3	298	A	Alabama A&M	11	6
						67	A	Austin Peay		1	10							298	H	Alabama A&M	1	3
						274	H	ETSU		8	17											

Non-Div. I Games:

Eastern Ky.

99	A	Marshall	0	6
238	H	SIUE	12	1

E  
a  
s  
t  
e  
r  
n  
K  
Y  
.

E  
a  
s  
t  
e  
r  
n  
K  
Y  
.

[illegible]

**Non-Div. I Games:**

Central Conn. St.

135 A Sacred Heart	4	7
135 A Sacred Heart	4	5

RPI	S	Opponent	Score	
296	H	Mt. St. Mary's	6	0
296	H	Mt. St. Mary's	2	0
296	H	Mt. St. Mary's	4	6
296	H	Mt. St. Mary's	19	4

Central Conn. St.  
.  
S  
t  
.

C  
e  
n  
t  
r  
a  
l  
C  
o  
n  
n  
.  
S  
t  
.



Quinnipiac

Through Games Of April 26, 2016

Average RPI Win:	202	WON-LOST	WINNING	LAST 15	STRENGTH OF	OPP. STRENGTH	TEAM	ADJ	CONF.	ADJ CONF.			
Average RPI Loss:	161	RECORD	PCT. RANK	GAMES	SCHEDULE	OF SCHEDULE	RPI	RPI	RPI	RPI			
DIV. I ONLY		16-23-0	.41026	213	9-6-0	276	156	217	.46173	217	27	27	
DIV. I NON-CONF.		10-17-0	.37037	225	3-3-0	231	111	185	.48287	185	25	25	
<hr/>													
TOTALS	RPI 1-25	RPI 26-50		W-L RECORDS		RPI 51-100		RPI 101-150		RPI 150+			
16-23-0	0-0-0	0-0-0		OVERALL		3-6-0		1-3-0		12-14-0			
5-3-0	0-0-0	0-0-0		HOME		0-1-0		0-0-0		5-2-0			
11-20-0	0-0-0	0-0-0		AWAY		3-5-0		1-3-0		7-12-0			
0-0-0	0-0-0	0-0-0		NEUTRAL		0-0-0		0-0-0		0-0-0			
10-17-0	0-0-0	0-0-0		NON-CONFERENCE		3-6-0		1-3-0		6-8-0			
0-2-0	0-0-0	0-0-0		HOME		0-1-0		0-0-0		0-1-0			
10-15-0	0-0-0	0-0-		AWAY		3-5-0		1-3-0		6-7-0			
0-0-0	0-0-0	0-0-0		NEUTRAL		0-0-0		0-0-0		0-0-0			
6-6-0	0-0-0	0-0-0		CONFERENCE		0-0-0		0-0-0		6-6-0			
5-1-0	0-0-0	0-0-0		HOME		0-0-0		0-0-0		5-1-0			
1-5-0	0-0-0	0-0-0		AWAY		0-0-0		0-0-0		1-5-0			
0-0-0	0-0-0	0-0-0		NEUTRAL		0-0-0		0-0-0		0-0-0			
RPI	S	Opponent	Score	RPI	S	Opponent	Score	RPI	S	Opponent	Score		
						64 A	North Florida	3	0	106 A	Seton Hall	2	14
						64 A	North Florida	5	6	106 A	Seton Hall	1	4
						64 A	North Florida	8	12	106 A	Seton Hall	1	5
						74 A	Hartford	7	5	136 A	Rhode Island	2	1
						74 H	Hartford	5	11	180 A	Albany (NY)	14	24
						95 A	FGCU	3	10	187 A	Northeastern	9	12
						95 A	FGCU	4	10	192 A	Virginia Tech	4	13
						95 A	FGCU	10	9	192 A	Virginia Tech	4	2
						95 A	FGCU	4	8	192 A	Virginia Tech	3	4
										192 A	Virginia Tech	2	5
										199 A	Bethune-Cookman	3	8
										202 A	Marist	2	5
										202 A	Marist	0	6
										202 A	Marist	2	4
										204 H	Yale	6	8
										208 H	Manhattan	5	3
										208 H	Manhattan	10	4
										208 H	Manhattan	11	17
										216 A	Central Conn. St.	9	5
										233 A	Dartmouth	5	4
										240 A	Siena	7	8
										240 A	Siena	7	0
										240 A	Siena	2	3
										251 A	Appalachian St.	7	2
										251 A	Appalachian St.	7	10
										251 A	Appalachian St.	4	3
										251 A	Appalachian St.	3	2
LAST 15 GAMES													
						74 H	Hartford	5	11	273 H	Iona	2	0
						208 H	Manhattan	10	4	187 A	Northeastern	9	12
						208 H	Manhattan	11	17	74 A	Hartford	7	5
						208 H	Manhattan	5	3				
						180 A	Albany (NY)	14	24				

Non-Div. I Games:

Quinnipiac

273	H	Iona	3	2
273	H	Iona	4	3

RPI	S	Opponent	Score	
273	H	Iona	3	2
273	H	Iona	4	3
273	H	Iona	2	0

Quinnipiac

Q  
u  
i  
n  
n  
i  
p  
i  
a  
c

Q  
u  
i  
n  
n  
i  
p  
i  
a  
c

B  
e  
l  
m  
o  
n  
t

**Non-Div. I Games:**

77	A	Western Ky.	2	3
67	H	Austin Peay	3	6

RPI	S	Opponent	Score	
250	H	Western Mich.	3	1
266	A	Eastern Ill.	21	9
266	A	Eastern Ill.	8	9
266	A	Eastern Ill.	6	1
270	H	UT Martin	23	7
270	H	UT Martin	10	8
270	H	UT Martin	7	3

R  
i  
d  
e  
r

Rider

Rider

184 H Canisius	0	1
184 H Canisius	5	3

Through Games Of April 26, 2016

RPI	S	Opponent	Score	
260	N	Lafayette	3	6
265	A	Lehigh	8	9
265	H	Lehigh	10	9
277	H	La Salle	5	2
285	N	UNC Asheville	4	19
290	A	Delaware St.	11	7

Rider

R  
i  
d  
e  
r

R  
i  
d  
e  
r

Average RPI Win:	186	WON-LOST	WINNING	LAST 15	STRENGTH OF	OPP. STRENGTH	TEAM	ADJ	CONF.	ADJ CONF.		
Average RPI Loss:	124	RECORD	PCT. RANK	GAMES	SCHEDULE	OF SCHEDULE	RPI	RPI	RPI	RPI		
DIV. I ONLY		15-27-0	.35714	241	3-12-0	129	119	220	.46059	220	14	14
DIV. I NON-CONF.		10-20-0	.33333	235	0-6-0	196	90	258	.44061	258	16	16
<hr/>												
TOTALS	RPI 1-25	RPI 26-50		W-L RECORDS		RPI 51-100		RPI 101-150		RPI 150+		
15-27-0	0-4-0	1-2-0		OVERALL		0-3-0		2-6-0		12-12-0		
12-12-0	0-3-0	1-2-0		HOME		0-2-0		2-2-0		9-3-0		
3-15-0	0-1-0	0-0-0		AWAY		0-1-0		0-4-0		3-9-0		
0-0-0	0-0-0	0-0-0		NEUTRAL		0-0-0		0-0-0		0-0-0		
10-20-0	0-4-0	0-0-0		NON-CONFERENCE		0-3-0		0-2-0		10-11-0		
9-9-0	0-3-0	0-0-0		HOME		0-2-0		0-1-0		9-3-0		
1-11-0	0-1-0	0-0-		AWAY		0-1-0		0-1-0		1-8-0		
0-0-0	0-0-0	0-0-0		NEUTRAL		0-0-0		0-0-0		0-0-0		
5-7-0	0-0-0	1-2-0		CONFERENCE		0-0-0		2-4-0		2-1-0		
3-3-0	0-0-0	1-2-0		HOME		0-0-0		2-1-0		0-0-0		
2-4-0	0-0-0	0-0-0		AWAY		0-0-0		0-3-0		2-1-0		
0-0-0	0-0-0	0-0-0		NEUTRAL		0-0-0		0-0-0		0-0-0		
RPI	S	Opponent	Score	RPI	S	Opponent	Score	RPI	S	Opponent	Score	
3	H	South Carolina	3 6	42	H	UNCG	1 14	53	A	Col. of Charleston	0 1	114 H Western Caro. 6 4
10	A	Coastal Caro.	3 4	42	H	UNCG	4 7	53	H	Col. of Charleston	9 12	114 H Western Caro. 0 11
11	H	Clemson	4 5	42	H	UNCG	7 5	53	H	Col. of Charleston	1 5	114 H Western Caro. 2 1
11	H	Clemson	1 12									121 A Ga. Southern 2 10
												121 H Ga. Southern 5 7
												127 A Wofford 8 10
												127 A Wofford 5 10
												127 A Wofford 9 10
												156 A Stetson 5 11
												156 A Stetson 1 3
												156 A Stetson 0 7
												160 A Charlotte 4 15
												161 H Richmond 6 2
												172 H Presbyterian 2 1
												172 H Presbyterian 6 7
												172 H Presbyterian 7 2
												192 H Virginia Tech 0 12
												192 H Virginia Tech 4 2
												192 H Virginia Tech 5 4
												198 A Elon 3 5
												198 A Elon 13 8
												198 A Elon 3 8
												230 A VMI 3 8
												230 A VMI 10 2
												230 A VMI 4 2
												235 A USC Upstate 1 14
												235 H USC Upstate 1 7
<hr/>												
LAST 15 GAMES												
160	A	Charlotte	4 15	127	A	Wofford	9 10	230	A	VMI	3 8	
114	H	Western Caro.	6 4	127	A	Wofford	5 10	230	A	VMI	10 2	
114	H	Western Caro.	0 11	42	H	UNCG	4 7	230	A	VMI	4 2	
114	H	Western Caro.	2 1					235	A	USC Upstate	1 14	
121	H	Ga. Southern	5 7					235	H	USC Upstate	1 7	

Non-Div. I Games:

The Citadel

121	A	Ga. Southern	2	10
127	A	Wofford	8	10

RPI	S	Opponent	Score	
240	H	Siena	6	4
240	H	Siena	3	2
240	H	Siena	14	2
248	A	Charleston So.	1	18
248	H	Charleston So.	4	3



Average RPI Win: 175		WON-LOST RECORD		WINNING PCT. RANK		LAST 15 GAMES		STRENGTH OF SCHEDULE		OPP. STRENGTH OF SCHEDULE		TEAM RPI		ADJ RPI		CONF. RPI		ADJ CONF. RPI	
DIV. I ONLY		14-28-0		.33333 252		4-11-0		139		75		221		.46042 221		6		6	
DIV. I NON-CONF.		9-21-0		.3 254		0-5-0		163		91		253		.44474 253		6		6	
TOTALS		RPI 1-25		RPI 26-50		W-L RECORDS		RPI 51-100		RPI 101-150		RPI 150+							
14-28-0		0-3-0		1-2-0		OVERALL		1-7-0		4-11-0		8-5-0							
8-13-0		0-1-0		1-2-0		HOME		0-5-0		1-3-0		6-2-0							
5-12-0		0-2-0		0-0-0		AWAY		0-0-0		3-7-0		2-3-0							
1-3-0		0-0-0		0-0-0		NEUTRAL		1-2-0		0-1-0		0-0-0							
9-21-0		0-3-0		0-0-0		NON-CONFERENCE		1-7-0		2-7-0		6-4-0							
6-9-0		0-1-0		0-0-0		HOME		0-5-0		0-1-0		6-2-0							
2-9-0		0-2-0		0-0-		AWAY		0-0-0		2-5-0		0-2-0							
1-3-0		0-0-0		0-0-0		NEUTRAL		1-2-0		0-1-0		0-0-0							
5-7-0		0-0-0		1-2-0		CONFERENCE		0-0-0		2-4-0		2-1-0							
2-4-0		0-0-0		1-2-0		HOME		0-0-0		1-2-0		0-0-0							
3-3-0		0-0-0		0-0-0		AWAY		0-0-0		1-2-0		2-1-0							
0-0-0		0-0-0		0-0-0		NEUTRAL		0-0-0		0-0-0		0-0-0							
RPI S	Opponent	Score		RPI S	Opponent	Score		RPI S	Opponent	Score		RPI S	Opponent	Score					
7 A	Ole Miss	7	9	28 H	East Carolina	1	8	55 N	Tennessee	13	8	118 H	UCF	1	7				
7 H	Ole Miss	0	7	28 H	East Carolina	6	5	55 N	Tennessee	2	5	118 H	UCF	2	9				
12 A	Mississippi St.	1	11	28 H	East Carolina	2	8	55 N	Tennessee	4	8	118 H	UCF	6	1				
								67 H	Austin Peay	7	9	121 A	Ga. Southern	2	3				
								85 H	Arkansas	4	12	121 A	Ga. Southern	0	5				
								93 H	Missouri St.	4	7	121 A	Ga. Southern	6	4				
								93 H	Missouri St.	7	8	124 H	Arkansas St.	5	11				
								93 H	Missouri St.	4	6	125 A	Cincinnati	0	1				
												125 A	Cincinnati	6	2				
												125 A	Cincinnati	4	16				
												129 A	Southern Ill.	3	5				
												129 A	Southern Ill.	5	11				
												129 A	Southern Ill.	7	4				
												144 A	Middle Tenn.	2	8				
												144 N	Middle Tenn.	1	3				
												177 A	South Fla.	4	3				
												177 A	South Fla.	5	7				
												177 A	South Fla.	8	3				
												207 A	Murray St.	6	10				
												218 A	Belmont	6	12				
												218 H	Belmont	7	8				
												238 H	SIUE	11	5				
												238 H	SIUE	4	2				
												238 H	SIUE	4	0				
												266 H	Eastern Ill.	2	1				
												266 H	Eastern Ill.	9	10				
												266 H	Eastern Ill.	23	0				
LAST 15 GAMES				218 H	Belmont	7	8	28 H	East Carolina	1	8	238 H	SIUE	4	2				
				218 A	Belmont	6	12	12 A	Mississippi St.	1	11	238 H	SIUE	4	0				
				125 A	Cincinnati	6	2	67 H	Austin Peay	7	9	266 H	Eastern Ill.	2	1				
				125 A	Cincinnati	4	16					266 H	Eastern Ill.	9	10				
				125 A	Cincinnati	0	1					266 H	Eastern Ill.	23	0				

Non-Div. I Games:

Memphis

28	H	East Carolina	6	5
28	H	East Carolina	2	8

RPI	S	Opponent	Score	
278	H	Ark.-Pine Bluff	6	5

M  
e  
m  
p  
h  
i  
s

M  
e  
m  
p  
h  
i  
s

Memphis

[illegible]

**Non-Div. I Games:**

Northern Ill.

250 A Western Mich.	12	15
250 A Western Mich.	17	3

N  
o  
r  
t  
h  
e  
r  
n  
I  
l  
l  
.

N  
o  
r  
t  
h  
e  
r  
n  
I  
l  
l  
.

N  
i  
a  
g  
a  
r  
a

Niagara

196 A Fairfield	2	4
196 A Fairfield	3	9

N  
i  
a  
g  
a  
r  
a

N  
i  
a  
g  
a  
r  
a

Average RPI Win: 292		WON-LOST RECORD		WINNING PCT. RANK		LAST 15 GAMES		STRENGTH OF SCHEDULE		OPP. STRENGTH OF SCHEDULE		TEAM RPI		ADJ RPI		CONF. RPI		ADJ CONF. RPI			
DIV. I ONLY		14-19-0		.42424 205		5-6-0		249		272		224		.45666 224		32		32			
DIV. I NON-CONF.		0-13-0		0 296		0-3-0		5		1		240		.44831 245		31		31			
TOTALS		RPI 1-25		RPI 26-50		W-L RECORDS		RPI 51-100		RPI 101-150		RPI 150+									
14-19-0		0-4-0		0-5-0		OVERALL		0-4-0		0-0-0		14-6-0									
5-4-0		0-0-0		0-3-0		HOME		0-0-0		0-0-0		5-1-0									
8-14-0		0-4-0		0-2-0		AWAY		0-4-0		0-0-0		8-4-0									
1-1-0		0-0-0		0-0-0		NEUTRAL		0-0-0		0-0-0		1-1-0									
0-13-0		0-4-0		0-5-0		NON-CONFERENCE		0-4-0		0-0-0		0-0-0									
0-3-0		0-0-0		0-3-0		HOME		0-0-0		0-0-0		0-0-0									
0-10-0		0-4-0		0-0-		AWAY		0-4-0		0-0-0		0-0-0									
0-0-0		0-0-0		0-0-0		NEUTRAL		0-0-0		0-0-0		0-0-0									
14-6-0		0-0-0		0-0-0		CONFERENCE		0-0-0		0-0-0		14-6-0									
5-1-0		0-0-0		0-0-0		HOME		0-0-0		0-0-0		5-1-0									
8-4-0		0-0-0		0-0-0		AWAY		0-0-0		0-0-0		8-4-0									
1-1-0		0-0-0		0-0-0		NEUTRAL		0-0-0		0-0-0		1-1-0									
RPI	S	Opponent		Score		RPI	S	Opponent		Score		RPI	S	Opponent		Score					
7	A	Ole Miss		2	15	33	H	Pittsburgh		6	14	65	A	Louisiana Tech		2	10				
7	A	Ole Miss		1	6	33	H	Pittsburgh		5	18	65	A	Louisiana Tech		3	7				
7	A	Ole Miss		3	7	33	H	Pittsburgh		6	16	85	A	Arkansas		4	14				
17	A	LSU		11	14	41	A	Northwestern St.		1	2	85	A	Arkansas		2	3				
						45	A	New Orleans		8	11										
						LAST 15 GAMES															
						288 A Texas Southern						3	5	278 A Ark.-Pine Bluff						7	8
						288 A Texas Southern						3	2	278 A Ark.-Pine Bluff						4	12
						65 A Louisiana Tech						3	7	278 A Ark.-Pine Bluff						7	1
						17 A LSU						11	14								
						294 A Southern U.						16	11								
Non-Div. I Games:		Jarvis Christian		16	6	Manhattan Chrst.		11	0	Manhattan Chrst.		19	0	Manhattan Chrst.		3	2				
		Texas Col.		20	7									Grambling							

Non-Div. I Games: Jarvis Christian 16 6 Manhattan Chrst. 11 0 Manhattan Chrst. 19 0 Manhattan Chrst. 3 2  
 Texas Col. 20 7 Grambling

294 A Southern U.	10	8
294 A Southern U.	11	7

G  
r  
a  
m  
b  
l  
i  
n  
g

G  
r  
a  
m  
b  
l  
i  
n  
g



Average RPI Win: 211		WON-LOST RECORD	WINNING PCT. RANK	LAST 15 GAMES	STRENGTH OF SCHEDULE	OPP. STRENGTH OF SCHEDULE	TEAM RPI	ADJ RPI	CONF. RPI	ADJ CONF. RPI	
Average RPI Loss: 187											
DIV. I ONLY		18-19-0	.48649 166	8-7-0	271	241	225	.45653 225	25	25	
DIV. I NON-CONF.		9-12-0	.42857 190	2-1-0	267	239	250	.44582 250	23	23	
TOTALS		RPI 1-25	RPI 26-50		W-L RECORDS		RPI 51-100		RPI 101-150		RPI 150+
18-19-0	0-0-0		0-0-0		OVERALL		1-2-0		3-4-0		14-13-0
10-5-0	0-0-0		0-0-0		HOME		0-0-0		2-1-0		8-4-0
7-10-0	0-0-0		0-0-0		AWAY		1-2-0		1-3-0		5-5-0
1-4-0	0-0-0		0-0-0		NEUTRAL		0-0-0		0-0-0		1-4-0
9-12-0	0-0-0		0-0-0		NON-CONFERENCE		1-2-0		2-1-0		6-9-0
4-3-0	0-0-0		0-0-0		HOME		0-0-0		2-1-0		2-2-0
4-5-0	0-0-0		0-0-		AWAY		1-2-0		0-0-0		3-3-0
1-4-0	0-0-0		0-0-0		NEUTRAL		0-0-0		0-0-0		1-4-0
9-7-0	0-0-0		0-0-0		CONFERENCE		0-0-0		1-3-0		8-4-0
6-2-0	0-0-0		0-0-0		HOME		0-0-0		0-0-0		6-2-0
3-5-0	0-0-0		0-0-0		AWAY		0-0-0		1-3-0		2-2-0
0-0-0	0-0-0		0-0-0		NEUTRAL		0-0-0		0-0-0		0-0-0
RPI S	Opponent	Score	RPI S	Opponent	Score	RPI S	Opponent	Score	RPI S	Opponent	Score
						64 A	North Florida	5 17	101 A	Princeton	1 3
						64 A	North Florida	3 2	101 A	Princeton	2 7
						64 A	North Florida	3 5	101 A	Princeton	5 2
									101 A	Princeton	1 5
									132 H	Binghamton	1 0
									132 H	Binghamton	0 7
									132 H	Binghamton	6 2
									176 N	Holy Cross	4 3
									176 N	Holy Cross	3 5
									189 N	Georgetown	6 11
									189 N	Georgetown	1 9
									189 N	Georgetown	2 4
									204 H	Yale	19 3
									204 H	Yale	3 2
									228 A	Harvard	2 3
									228 A	Harvard	6 5
									233 A	Dartmouth	1 2
									233 A	Dartmouth	11 1
									245 A	Villanova	1 6
									245 H	Villanova	4 9
									246 H	Cornell	3 2
									246 H	Cornell	16 5
									246 H	Cornell	13 2
									246 H	Cornell	4 7
									259 H	Brown	5 8
									259 H	Brown	3 1
									260 A	Lafayette	12 2
			LAST 15 GAMES								
			246 H	Cornell	16 5	101 A	Princeton	1 3	246 H	Cornell	13 2
			246 H	Cornell	3 2	101 A	Princeton	2 7	246 H	Cornell	4 7
			246 H	Cornell	4 7	263 A	NYIT	5 6	259 H	Brown	5 8
			246 H	Cornell	13 2				259 H	Brown	3 1
			277 H	La Salle	7 3				260 A	Lafayette	12 2

Non-Div. I Games:

Penn

Penn

101	A	Princeton	5	2
101	A	Princeton	1	5

Through Games Of April 26, 2016

RPI	S	Opponent	Score	
260	A	Lafayette	6	5
260	A	Lafayette	4	5
260	H	Lafayette	1	3
260	H	Lafayette	7	5
263	A	NYIT	5	6
265	A	Lehigh	11	4
277	H	La Salle	7	3

Penn

P  
e  
n  
n

P  
e  
n  
n

Average RPI Win: 218		WON-LOST RECORD	WINNING PCT. RANK	LAST 15 GAMES	STRENGTH OF SCHEDULE	OPP. STRENGTH OF SCHEDULE	TEAM RPI	ADJ RPI	CONF. RPI	ADJ CONF. RPI		
Average RPI Loss: 187												
DIV. I ONLY		16-21-0	.43243 202	6-8-0	283	260	226	.45651 226	22	22		
DIV. I NON-CONF.		11-8-0	.57895 101	2-0-0	299	293	205	.47101 205	21	22		
<hr/>												
TOTALS		RPI 1-25		RPI 26-50		W-L RECORDS		RPI 51-100		RPI 101-150		RPI 150+
16-21-0		0-0-0		0-0-0		OVERALL		2-4-0		3-1-0		11-16-0
2-5-0		0-0-0		0-0-0		HOME		1-2-0		0-0-0		1-3-0
14-16-0		0-0-0		0-0-0		AWAY		1-2-0		3-1-0		10-13-0
0-0-0		0-0-0		0-0-0		NEUTRAL		0-0-0		0-0-0		0-0-0
11-8-0		0-0-0		0-0-0		NON-CONFERENCE		0-0-0		3-1-0		8-7-0
1-0-0		0-0-0		0-0-0		HOME		0-0-0		0-0-0		1-0-0
10-8-0		0-0-0		0-0-		AWAY		0-0-0		3-1-0		7-7-0
0-0-0		0-0-0		0-0-0		NEUTRAL		0-0-0		0-0-0		0-0-0
5-13-0		0-0-0		0-0-0		CONFERENCE		2-4-0		0-0-0		3-9-0
1-5-0		0-0-0		0-0-0		HOME		1-2-0		0-0-0		0-3-0
4-8-0		0-0-0		0-0-0		AWAY		1-2-0		0-0-0		3-6-0
0-0-0		0-0-0		0-0-0		NEUTRAL		0-0-0		0-0-0		0-0-0
RPI	S	Opponent	Score	RPI	S	Opponent	Score	RPI	S	Opponent	Score	
						71 A Oral Roberts	6 3	110 A Little Rock	6 8			
						71 A Oral Roberts	0 15	110 A Little Rock	9 6			
						71 A Oral Roberts	2 5	110 A Little Rock	9 7			
						71 H Oral Roberts	4 2	110 A Little Rock	4 2			
						71 H Oral Roberts	4 10	169 A North Dakota St.	1 7			
						71 H Oral Roberts	6 14	169 A North Dakota St.	5 15			
								169 A North Dakota St.	6 12			
								201 A Omaha	0 7			
								201 A Omaha	7 14			
								201 A Omaha	5 9			
								207 A Murray St.	4 9			
								209 H South Dakota St.	5 18			
								209 H South Dakota St.	3 9			
								209 H South Dakota St.	6 10			
								236 A Ohio	0 5			
								236 A Ohio	2 7			
								236 A Ohio	7 1			
								258 A Western Ill.	11 5			
								258 A Western Ill.	8 1			
								258 A Western Ill.	9 1			
								270 A UT Martin	7 12			
								270 A UT Martin	2 3			
								270 A UT Martin	6 5			
								270 A UT Martin	4 2			
								280 A Butler	1 4			
								280 H Butler	1 0			
								291 A Chicago St.	5 4			
<hr/>												
LAST 15 GAMES												
						71 H Oral Roberts	6 14	169 A North Dakota St.	5 15	270 A UT Martin	6 5	
						71 H Oral Roberts	4 2	169 A North Dakota St.	1 7	270 A UT Martin	4 2	
						71 H Oral Roberts	4 10	169 A North Dakota St.	6 12	280 A Butler	1 4	
						258 A Western Ill.	8 1			280 H Butler	1 0	
						258 A Western Ill.	11 5			291 A Chicago St.	5 4	

IPFW

258	A	Western Ill.	9	1
280	H	Butler	1	0

Through Games Of April 26, 2016

RPI	S	Opponent	Score	
298	A	Alabama A&M	9	7
298	A	Alabama A&M	7	6
298	A	Alabama A&M	4	6
298	A	Alabama A&M	8	1

IPFW

I  
P  
F  
W

I  
P  
F  
W

Average RPI Win: 217		WON-LOST RECORD		WINNING PCT. RANK		LAST 15 GAMES		STRENGTH OF SCHEDULE		OPP. STRENGTH OF SCHEDULE		TEAM RPI		ADJ RPI		CONF. RPI		ADJ CONF. RPI	
DIV. I ONLY		13-27-0		.325 258		7-8-0		200		205		227		.45619 227		16		15	
DIV. I NON-CONF.		9-17-0		.34615 232		3-0-0		219		247		213		.46527 213		15		15	
TOTALS		RPI 1-25		RPI 26-50		W-L RECORDS		RPI 51-100		RPI 101-150		RPI 150+							
13-27-0		0-3-0		0-0-0		OVERALL		3-7-0		0-5-0		10-12-0							
4-5-0		0-0-0		0-0-0		HOME		3-0-0		0-0-0		1-5-0							
9-18-0		0-3-0		0-0-0		AWAY		0-3-0		0-5-0		9-7-0							
0-4-0		0-0-0		0-0-0		NEUTRAL		0-4-0		0-0-0		0-0-0							
9-17-0		0-3-0		0-0-0		NON-CONFERENCE		0-7-0		0-3-0		9-4-0							
1-2-0		0-0-0		0-0-0		HOME		0-0-0		0-0-0		1-2-0							
8-11-0		0-3-0		0-0-		AWAY		0-3-0		0-3-0		8-2-0							
0-4-0		0-0-0		0-0-0		NEUTRAL		0-4-0		0-0-0		0-0-0							
4-10-0		0-0-0		0-0-0		CONFERENCE		3-0-0		0-2-0		1-8-0							
3-3-0		0-0-0		0-0-0		HOME		3-0-0		0-0-0		0-3-0							
1-7-0		0-0-0		0-0-0		AWAY		0-0-0		0-2-0		1-5-0							
0-0-0		0-0-0		0-0-0		NEUTRAL		0-0-0		0-0-0		0-0-0							
RPI	S	Opponent		Score		RPI	S	Opponent		Score		RPI	S	Opponent		Score			
4	A	Texas A&M		2	5					53	H	Col. of Charleston	3	1	116	A	William & Mary	10	15
4	A	Texas A&M		0	5					53	H	Col. of Charleston	4	3	116	A	William & Mary	6	14
4	A	Texas A&M		4	15					53	H	Col. of Charleston	8	7	146	A	Longwood	5	6
										96	N	Missouri	0	8	146	A	Longwood	3	4
										96	N	Missouri	2	3	146	A	Longwood	0	2
										96	N	Missouri	2	12	153	H	Monmouth	4	5
										96	N	Missouri	4	11	174	H	Delaware	4	8
										98	A	Ohio St.	1	2	174	H	Delaware	3	13
										98	A	Ohio St.	2	4	174	H	Delaware	4	8
										98	A	Ohio St.	1	12	196	A	Fairfield	4	5
															197	H	Fordham	6	7
															198	A	Elon	8	14
															198	A	Elon	2	7
															198	A	Elon	5	10
															208	A	Manhattan	1	5
															208	H	Manhattan	14	4
															239	A	Army West Point	14	8
															241	A	Towson	2	4
															241	A	Towson	7	3
															241	A	Towson	4	15
															249	A	Fairleigh Dickinson	4	1
															263	A	NYIT	3	1
															272	A	LIU Brooklyn	12	6
															295	A	Saint Peter's	11	4
															300	A	Coppin St.	15	0
															300	A	Coppin St.	17	4
															300	A	Coppin St.	17	0
LAST 15 GAMES																			
				198	A	Elon	5	10	208	H	Manhattan	14	4						
				198	A	Elon	2	7	174	H	Delaware	4	8						
				198	A	Elon	8	14	174	H	Delaware	3	13						
				272	A	LIU Brooklyn	12	6											
				53	H	Col. of Charleston	8	7											

Non-Div. I Games:

Hofstra

53 H Col. of Charleston	3	1
53 H Col. of Charleston	4	3

H  
o  
f  
s  
t  
r  
a

H  
o  
f  
s  
t  
r  
a

Harvard

Harvard

204	A	Yale	5	2
204	A	Yale	9	1

RPI	S	Opponent	Score	
279	A	Massachusetts	2	6
279	N	Massachusetts	5	1
279	N	Massachusetts	9	5
295	N	Saint Peter's	7	1

Harvard

H  
a  
r  
v  
a  
r  
d

H  
a  
r  
v  
a  
r  
d



Average RPI Win: 231		WON-LOST	WINNING	LAST 15	STRENGTH OF		OPP. STRENGTH	TEAM	ADJ		CONF.	ADJ CONF.
Average RPI Loss: 113		RECORD	PCT. RANK	GAMES	SCHEDULE		OF SCHEDULE	RPI	RPI		RPI	RPI
DIV. I ONLY		20-21-0	.4878	158	250		189	229	.45405		229	17
DIV. I NON-CONF.		16-16-0	.5	144	271		195	246	.44803		246	18
TOTALS		RPI 1-25	RPI 26-50		W-L RECORDS		RPI 51-100		RPI 101-150		RPI 150+	
20-21-0		0-4-0	0-3-0		OVERALL		1-5-0		2-1-0		17-8-0	
19-7-0		0-0-0	0-0-0		HOME		1-3-0		2-0-0		16-4-0	
1-14-0		0-4-0	0-3-0		AWAY		0-2-0		0-1-0		1-4-0	
0-0-0		0-0-0	0-0-0		NEUTRAL		0-0-0		0-0-0		0-0-0	
16-16-0		0-4-0	0-3-0		NON-CONFERENCE		0-3-0		2-1-0		14-5-0	
16-4-0		0-0-0	0-0-0		HOME		0-1-0		2-0-0		14-3-0	
0-12-0		0-4-0	0-0-		AWAY		0-2-0		0-1-0		0-2-0	
0-0-0		0-0-0	0-0-0		NEUTRAL		0-0-0		0-0-0		0-0-0	
4-5-0		0-0-0	0-0-0		CONFERENCE		1-2-0		0-0-0		3-3-0	
3-3-0		0-0-0	0-0-0		HOME		1-2-0		0-0-0		2-1-0	
1-2-0		0-0-0	0-0-0		AWAY		0-0-0		0-0-0		1-2-0	
0-0-0		0-0-0	0-0-0		NEUTRAL		0-0-0		0-0-0		0-0-0	
RPI S	Opponent	Score	RPI S	Opponent	Score	RPI S	Opponent	Score	RPI S	Opponent	Score	
15 A	Vanderbilt	3 4	47 A	Dallas Baptist	3 10	60 H	Jacksonville	0 2	144 A	Middle Tenn.	6 9	
24 A	Georgia	2 8	47 A	Dallas Baptist	1 9	60 H	Jacksonville	9 1	144 H	Middle Tenn.	6 1	
24 A	Georgia	8 9	47 A	Dallas Baptist	5 6	60 H	Jacksonville	5 7	147 H	Miami (OH)	13 6	
24 A	Georgia	0 1				67 A	Austin Peay	8 11	178 H	Eastern Mich.	4 1	
						77 A	Western Ky.	0 6	178 H	Eastern Mich.	12 8	
						77 H	Western Ky.	3 4	178 H	Eastern Mich.	4 17	
									190 A	Kennesaw St.	0 4	
									190 A	Kennesaw St.	11 9	
									190 A	Kennesaw St.	1 10	
									213 A	Tennessee Tech	11 14	
									215 H	Eastern Ky.	7 13	
									215 H	Eastern Ky.	4 2	
									215 H	Eastern Ky.	3 2	
									218 A	Belmont	6 23	
									218 H	Belmont	3 5	
									235 H	USC Upstate	5 4	
									235 H	USC Upstate	7 6	
									235 H	USC Upstate	6 7	
									239 H	Army West Point	8 6	
									250 H	Western Mich.	1 0	
									266 H	Eastern Ill.	16 9	
									270 H	UT Martin	12 4	
									298 H	Alabama A&M	14 5	
									298 H	Alabama A&M	10 3	
									298 H	Alabama A&M	5 4	
									299 H	Mississippi Val.	7 1	
									299 H	Mississippi Val.	11 1	
			LAST 15 GAMES									
			77 H	Western Ky.	3 4	60 H	Jacksonville	5 7				
			190 A	Kennesaw St.	11 9	218 H	Belmont	3 5				
			190 A	Kennesaw St.	0 4	235 H	USC Upstate	5 4				
			190 A	Kennesaw St.	1 10							
			67 A	Austin Peay	8 11							

Non-Div. I Games:

Lipscomb

60	H	Jacksonville	9	1
60	H	Jacksonville	0	2

RPI	S	Opponent	Score	
299	H	Mississippi Val.	16	3

Lipscomb

L  
i  
p  
s  
c  
o  
m  
b

L  
i  
p  
s  
c  
o  
m  
b

VMI		Average RPI Win:	213	WON-LOST RECORD	WINNING PCT. RANK	LAST 15 GAMES	STRENGTH OF SCHEDULE	OPP. STRENGTH OF SCHEDULE	TEAM RPI	ADJ RPI	CONF. RPI	ADJ CONF. RPI
DIV. I ONLY		Average RPI Loss:	121	18-27-0	.4 217	3-12-0	173	191	231	.45364 230	14	14
DIV. I NON-CONF.				16-14-0	.53333 130	2-2-0	232	216	200	.47313 200	16	16
TOTALS		RPI 1-25		RPI 26-50		W-L RECORDS	RPI 51-100		RPI 101-150		RPI 150+	
18-27-0		0-1-0		0-4-0		OVERALL	1-4-0		3-11-0		14-7-0	
14-13-0		0-0-0		0-0-0		HOME	1-1-0		2-8-0		11-4-0	
2-13-0		0-1-0		0-4-0		AWAY	0-3-0		1-3-0		1-2-0	
2-1-0		0-0-0		0-0-0		NEUTRAL	0-0-0		0-0-0		2-1-0	
16-14-0		0-1-0		0-1-0		NON-CONFERENCE	1-4-0		2-3-0		13-5-0	
13-5-0		0-0-0		0-0-0		HOME	1-1-0		2-2-0		10-2-0	
1-8-0		0-1-0		0-0-		AWAY	0-3-0		0-1-0		1-2-0	
2-1-0		0-0-0		0-0-0		NEUTRAL	0-0-0		0-0-0		2-1-0	
2-13-0		0-0-0		0-3-0		CONFERENCE	0-0-0		1-8-0		1-2-0	
1-8-0		0-0-0		0-0-0		HOME	0-0-0		0-6-0		1-2-0	
1-5-0		0-0-0		0-3-0		AWAY	0-0-0		1-2-0		0-0-0	
0-0-0		0-0-0		0-0-0		NEUTRAL	0-0-0		0-0-0		0-0-0	
RPI S	Opponent	Score	RPI S	Opponent	Score	RPI S	Opponent	Score	RPI S	Opponent	Score	
23 A	Virginia	1 18	30 A	Wake Forest	4 8	62 A	Old Dominion	5 6	105 A	Mercer	4 3	
			42 A	UNCG	6 11	62 A	Old Dominion	2 8	105 A	Mercer	6 10	
			42 A	UNCG	1 6	62 H	Old Dominion	8 6	105 A	Mercer	2 7	
			42 A	UNCG	4 10	86 A	VCU	5 8	114 H	Western Caro.	7 21	
						86 H	VCU	7 11	114 H	Western Caro.	1 7	
									114 H	Western Caro.	11 14	
									127 H	Wofford	3 5	
									127 H	Wofford	7 10	
									127 H	Wofford	4 12	
									132 H	Binghamton	10 15	
									132 H	Binghamton	2 1	
									132 H	Binghamton	15 9	
									146 A	Longwood	9 10	
									146 H	Longwood	2 5	
									161 A	Richmond	3 15	
									189 N	Georgetown	4 0	
									192 H	Virginia Tech	5 3	
									200 A	James Madison	10 11	
									200 H	James Madison	8 12	
									206 N	UMBC	9 3	
									206 N	UMBC	4 5	
									211 A	Radford	8 7	
									219 H	Rider	5 2	
									219 H	Rider	1 2	
									219 H	Rider	4 1	
									220 H	The Citadel	8 3	
									220 H	The Citadel	2 4	
LAST 15 GAMES			86 A	VCU	5 8	105 A	Mercer	6 10	219 H	Rider	5 2	
			127 H	Wofford	4 12	200 A	James Madison	10 11	219 H	Rider	1 2	
			127 H	Wofford	7 10	114 H	Western Caro.	11 14	219 H	Rider	4 1	
			127 H	Wofford	3 5				220 H	The Citadel	8 3	
			62 H	Old Dominion	8 6				220 H	The Citadel	2 4	

Non-Div. I Games:

VMI

105	A	Mercer	2	7
105	A	Mercer	4	3

RPI	S	Opponent	Score	
220	H	The Citadel	2	10
260	H	Lafayette	8	5
260	H	Lafayette	4	2
260	H	Lafayette	8	2
283	H	George Mason	20	17
293	H	UMES	7	3
293	H	UMES	14	1
293	H	UMES	23	2

[illegible]

Non-Div. I Games:	Houston-Victoria	15	5	Houston-Victoria	5	9
-------------------	------------------	----	---	------------------	---	---

A&amp;M-Corpus Christi

205 A Abilene Christian	0	4
205 A Abilene Christian	11	4

A  
&  
M  
-  
C  
o  
r  
p  
u  
s  
C  
h  
r  
i  
s  
t  
i

A  
&  
M  
-  
C  
o  
r  
p  
u  
s  
C  
h  
r  
i  
s  
t  
i

Average RPI Win:	250	WON-LOST RECORD	WINNING PCT. RANK	LAST 15 GAMES	STRENGTH OF SCHEDULE	OPP. STRENGTH OF SCHEDULE	TEAM RPI	ADJ RPI	CONF. RPI	ADJ CONF. RPI	
DIV. I ONLY	17-16-1	.51471	137	7-8-0	292	254	232	.45293	232	24	24
DIV. I NON-CONF.	13-8-1	.61364	79	3-3-0	300	261	229	.45876	229	27	27
TOTALS	RPI 1-25	RPI 26-50	W-L RECORDS		RPI 51-100	RPI 101-150		RPI 150+			
17-16-1	0-0-0	0-0-0	OVERALL		0-3-0	0-3-0		17-10-1			
5-2-1	0-0-0	0-0-0	HOME		0-0-0	0-0-0		5-2-1			
6-13-0	0-0-0	0-0-0	AWAY		0-3-0	0-3-0		6-7-0			
6-1-0	0-0-0	0-0-0	NEUTRAL		0-0-0	0-0-0		6-1-0			
13-8-1	0-0-0	0-0-0	NON-CONFERENCE		0-0-0	0-0-0		13-8-1			
3-1-1	0-0-0	0-0-0	HOME		0-0-0	0-0-0		3-1-1			
4-6-0	0-0-0	0-0-	AWAY		0-0-0	0-0-0		4-6-0			
6-1-0	0-0-0	0-0-0	NEUTRAL		0-0-0	0-0-0		6-1-0			
4-8-0	0-0-0	0-0-0	CONFERENCE		0-3-0	0-3-0		4-2-0			
2-1-0	0-0-0	0-0-0	HOME		0-0-0	0-0-0		2-1-0			
2-7-0	0-0-0	0-0-0	AWAY		0-3-0	0-3-0		2-1-0			
0-0-0	0-0-0	0-0-0	NEUTRAL		0-0-0	0-0-0		0-0-0			
RPI S	Opponent	Score	RPI S	Opponent	Score	RPI S	Opponent	Score	RPI S	Opponent	Score
						86	A VCU	5 6	136	A Rhode Island	1 3
						86	A VCU	1 4	136	A Rhode Island	1 4
						86	A VCU	2 3	136	A Rhode Island	3 6
									169	N North Dakota St.	2 0
									169	N North Dakota St.	6 1
									200	A James Madison	5 7
									200	A James Madison	1 4
									216	N Central Conn. St.	0 3
									216	N Central Conn. St.	6 2
									216	N Central Conn. St.	8 1
									223	A Niagara	3 5
									223	A Niagara	8 3
									223	H Niagara	3 4
									223	H Niagara	1 1
									245	A Villanova	3 7
									245	A Villanova	2 5
									256	A Dayton	12 13
									256	A Dayton	6 3
									256	A Dayton	4 3
									257	H Buffalo	2 1
									257	H Buffalo	9 2
									267	N Maine	4 3
									267	N Maine	9 2
									279	H Massachusetts	5 3
									279	H Massachusetts	7 3
									279	H Massachusetts	2 3
									281	H Bucknell	6 4

Non-Div. I Games:

St. Bonaventure

256	A	Dayton	4	3
223	A	Niagara	8	3

RPI	S	Opponent	Score	
287	A	Savannah St.	7	4
287	A	Savannah St.	9	2
287	A	Savannah St.	10	1
287	A	Savannah St.	1	7

St. Bonaventure

S  
t  
.  
B  
o  
n  
a  
v  
e  
n  
t  
u  
r  
e

S  
t  
.  
B  
o  
n  
a  
v  
e  
n  
t  
u  
r  
e



Average RPI Win: 227		WON-LOST	WINNING	LAST 15	STRENGTH OF		OPP. STRENGTH	TEAM	ADJ	CONF.	ADJ CONF.				
Average RPI Loss: 155		RECORD	PCT. RANK	GAMES	SCHEDULE		OF SCHEDULE	RPI	RPI	RPI	RPI				
DIV. I ONLY		14-23-0	.37838	233	8-7-0		223	193	233	.45228	233	25	25		
DIV. I NON-CONF.		6-15-0	.28571	258	0-1-0		141	131	225	.46035	225	23	23		
TOTALS		RPI 1-25	RPI 26-50		W-L RECORDS		RPI 51-100		RPI 101-150		RPI 150+				
14-23-0		0-3-0	0-0-0		OVERALL		0-3-0		0-4-0		14-13-0				
5-6-0		0-0-0	0-0-0		HOME		0-0-0		0-0-0		5-6-0				
6-11-0		0-3-0	0-0-0		AWAY		0-2-0		0-2-0		6-4-0				
3-6-0		0-0-0	0-0-0		NEUTRAL		0-1-0		0-2-0		3-3-0				
6-15-0		0-3-0	0-0-0		NON-CONFERENCE		0-3-0		0-2-0		6-7-0				
1-2-0		0-0-0	0-0-0		HOME		0-0-0		0-0-0		1-2-0				
2-7-0		0-3-0	0-0-		AWAY		0-2-0		0-0-0		2-2-0				
3-6-0		0-0-0	0-0-0		NEUTRAL		0-1-0		0-2-0		3-3-0				
8-8-0		0-0-0	0-0-0		CONFERENCE		0-0-0		0-2-0		8-6-0				
4-4-0		0-0-0	0-0-0		HOME		0-0-0		0-0-0		4-4-0				
4-4-0		0-0-0	0-0-0		AWAY		0-0-0		0-2-0		4-2-0				
0-0-0		0-0-0	0-0-0		NEUTRAL		0-0-0		0-0-0		0-0-0				
RPI	S	Opponent	Score		RPI	S	Opponent	Score		RPI	S	Opponent	Score		
1	A	Florida	0	7						101	A	Princeton	1	2	
1	A	Florida	6	8						101	A	Princeton	8	9	
1	A	Florida	3	4						103	N	Indiana St.	0	3	
										149	N	Bradley	2	7	
										156	A	Stetson	2	1	
										176	H	Holy Cross	2	1	
										177	A	South Fla.	0	4	
										177	A	South Fla.	1	0	
										177	A	South Fla.	0	4	
										181	H	UMass Lowell	6	11	
										204	H	Yale	10	4	
										204	H	Yale	6	7	
										204	H	Yale	3	5	
										204	H	Yale	3	4	
										211	H	Columbia	7	6	
										211	H	Columbia	3	1	
										217	H	Quinnipiac	4	5	
										225	H	Penn	2	1	
										225	H	Penn	1	11	
										245	N	Villanova	1	14	
										246	A	Cornell	9	3	
										246	A	Cornell	3	1	
										259	A	Brown	15	0	
										259	A	Brown	2	4	
										259	A	Brown	4	3	
										259	A	Brown	0	2	
										265	N	Lehigh	4	5	
				LAST 15 GAMES											
					204	H	Yale	10	4	259	A	Brown	15	0	
					204	H	Yale	3	4	259	A	Brown	4	3	
					204	H	Yale	3	5	259	A	Brown	2	4	
					204	H	Yale	6	7						
					246	A	Cornell	9	3						

Non-Div. I Games:

Dartmouth

246	A	Cornell	3	1
259	A	Brown	0	2

RPI	S	Opponent	Score	
265	N	Lehigh	7	15
265	N	Lehigh	5	4
267	N	Maine	4	2
281	N	Bucknell	6	4

Dartmouth

D  
a  
r  
t  
m  
o  
u  
t  
h

D  
a  
r  
t  
m  
o  
u  
t  
h

Average RPI Win: 168		WON-LOST RECORD		WINNING PCT. RANK		LAST 15 GAMES		STRENGTH OF SCHEDULE		OPP. STRENGTH OF SCHEDULE		TEAM RPI		ADJ RPI		CONF. RPI		ADJ CONF. RPI	
DIV. I ONLY		9-31-1		.23171 288		5-10-0		141		185		234		.4521 234		23		23	
DIV. I NON-CONF.		5-23-1		.18966 284		2-4-0		71		111		211		.46624 210		24		24	
TOTALS		RPI 1-25		RPI 26-50		W-L RECORDS		RPI 51-100		RPI 101-150		RPI 150+							
9-31-1		0-2-0		0-2-0		OVERALL		3-11-1		1-3-0		5-13-0							
1-4-0		0-0-0		0-0-0		HOME		0-1-0		0-0-0		1-3-0							
8-24-0		0-2-0		0-1-0		AWAY		3-9-0		1-3-0		4-9-0							
0-3-1		0-0-0		0-1-0		NEUTRAL		0-1-1		0-0-0		0-1-0							
5-23-1		0-2-0		0-2-0		NON-CONFERENCE		2-9-1		1-3-0		2-7-0							
0-2-0		0-0-0		0-0-0		HOME		0-1-0		0-0-0		0-1-0							
5-18-0		0-2-0		0-0-		AWAY		2-7-0		1-3-0		2-5-0							
0-3-1		0-0-0		0-1-0		NEUTRAL		0-1-1		0-0-0		0-1-0							
4-8-0		0-0-0		0-0-0		CONFERENCE		1-2-0		0-0-0		3-6-0							
1-2-0		0-0-0		0-0-0		HOME		0-0-0		0-0-0		1-2-0							
3-6-0		0-0-0		0-0-0		AWAY		1-2-0		0-0-0		2-4-0							
0-0-0		0-0-0		0-0-0		NEUTRAL		0-0-0		0-0-0		0-0-0							
RPI	S	Opponent		Score		RPI	S	Opponent		Score		RPI	S	Opponent		Score			
6	A	Florida St.		2	3	33	N	Pittsburgh		2	7	60	A	Jacksonville		1	5		
25	A	Michigan		1	2	38	A	Notre Dame		3	10	60	A	Jacksonville		6	1		
												60	A	Jacksonville		1	2		
												61	A	Duke		1	2		
												61	A	Duke		1	6		
												61	A	Duke		2	3		
												72	A	Wright St.		9	3		
												72	A	Wright St.		1	8		
												72	H	Wright St.		5	11		
												81	A	Kent St.		0	3		
												81	A	Kent St.		1	2		
												81	A	Kent St.		4	1		
												98	A	Ohio St.		8	9		
												98	N	Ohio St.		1	7		
												98	N	Ohio St.		5	5		
</																			

Non-Div. I Games:

Toledo

72 H	Wright St.	5	11
72 A	Wright St.	9	3

T  
o  
l  
e  
d  
o

T  
o  
l  
e  
d  
o

Average RPI Win:		210	WON-LOST RECORD		WINNING PCT. RANK		LAST 15 GAMES		STRENGTH OF SCHEDULE		OPP. STRENGTH OF SCHEDULE		TEAM RPI		ADJ RPI		CONF. RPI		ADJ CONF. RPI					
DIV. I ONLY			18-23-0		.43902		198		5-10-0		245		167		236		.44983		235		17		17	
DIV. I NON-CONF.			17-13-0		.56667		109		4-1-0		241		140		191		.47851		191		18		18	
TOTALS		RPI 1-25		RPI 26-50		W-L RECORDS		RPI 51-100		RPI 101-150		RPI 150+												
18-23-0		0-1-0		0-3-0		OVERALL		0-1-0		3-1-0		15-17-0												
13-11-0		0-1-0		0-0-0		HOME		0-1-0		2-0-0		11-9-0												
5-12-0		0-0-0		0-3-0		AWAY		0-0-0		1-1-0		4-8-0												
0-0-0		0-0-0		0-0-0		NEUTRAL		0-0-0		0-0-0		0-0-0												
17-13-0		0-1-0		0-3-0		NON-CONFERENCE		0-1-0		3-1-0		14-7-0												
13-8-0		0-1-0		0-0-0		HOME		0-1-0		2-0-0		11-6-0												
4-5-0		0-0-0		0-0-		AWAY		0-0-0		1-1-0		3-1-0												
0-0-0		0-0-0		0-0-0		NEUTRAL		0-0-0		0-0-0		0-0-0												
1-10-0		0-0-0		0-0-0		CONFERENCE		0-0-0		0-0-0		1-10-0												
0-3-0		0-0-0		0-0-0		HOME		0-0-0		0-0-0		0-3-0												
1-7-0		0-0-0		0-0-0		AWAY		0-0-0		0-0-0		1-7-0												
0-0-0		0-0-0		0-0-0		NEUTRAL		0-0-0		0-0-0		0-0-0												
RPI	S	Opponent		Score		RPI	S	Opponent		Score		RPI	S	Opponent		Score								
3	H	South Carolina		6	12	37	A	Kentucky		3	5	88	H	Evansville		2	5	127	A	Wofford		3	6	
						37	A	Kentucky		1	3							127	H	Wofford		2	0	
						37	A	Kentucky		0	3							134	A	Gardner-Webb		3	0	
																		134	H	Gardner-Webb		7	4	
																		151	A	Furman		11	3	
																		151	H	Furman		8	2	
																		153	H	Monmouth		7	1	
																		156	A	Stetson		3	9	
																		156	A	Stetson		5	9	
																		156	A	Stetson		2	9	
																		166	H	Stony Brook		8	6	
																		171	H	Xavier		2	3	
																		171	H	Xavier		1	6	
																		171	H	Xavier		7	8	
																		172	H	Presbyterian		5	6	
																		190	H	Kennesaw St.		5	6	
																		190	H	Kennesaw St.		6	8	
																		190	H	Kennesaw St.		9	14	
																		211	H	Radford		5	7	
																		211	H	Radford		2	13	
																		219	H	Rider		10	3	
								LAST 15 GAMES										220	A	The Citadel		7	1	
						156	A	Stetson		2	9	190	H	Kennesaw St.		5	6	220	H	The Citadel		14	1	
						156	A	Stetson		5	9	134	H	Gardner-Webb		7	4	229	A	Lipscomb		7	6	
						156	A	Stetson		3	9	229	A	Lipscomb		4	5	229	A	Lipscomb		6	7	
						248	H	Charleston So.		11	6							229	A	Lipscomb		4	5	
						151	H	Furman		8	2							244	A	NJIT		2	4	

Non-Div. I Games:

USC Upstate

190 H Kennesaw St.	9	14
190 H Kennesaw St.	6	8

RPI	S	Opponent	Score	
244	A	NJIT	6	8
248	A	Charleston So.	1	3
248	H	Charleston So.	11	6
256	H	Dayton	6	4
260	H	Lafayette	8	4
260	H	Lafayette	8	7
283	H	George Mason	5	4
285	A	UNC Asheville	9	3
285	H	UNC Asheville	9	3

U  
S  
C  
U  
P  
S  
t  
a  
t  
e

U  
S  
C  
U  
P  
S  
t  
a  
t  
e

Average RPI Win:	213	WON-LOST RECORD	WINNING PCT. RANK	LAST 15 GAMES	STRENGTH OF SCHEDULE	OPP. STRENGTH OF SCHEDULE	TEAM RPI	ADJ RPI	CONF. RPI	ADJ CONF. RPI	
DIV. I ONLY		17-22-0	.4359 200	7-8-0	262	256	237	.44929 236	23	23	
DIV. I NON-CONF.		12-12-0	.5 144	3-0-0	282	203	214	.46503 214	24	24	
<hr/>											
TOTALS	RPI 1-25	RPI 26-50		W-L RECORDS		RPI 51-100		RPI 101-150		RPI 150+	
17-22-0	0-0-0	0-0-0		OVERALL		1-4-0		3-5-0		13-13-0	
6-10-0	0-0-0	0-0-0		HOME		0-4-0		1-0-0		5-6-0	
9-11-0	0-0-0	0-0-0		AWAY		1-0-0		2-5-0		6-6-0	
2-1-0	0-0-0	0-0-0		NEUTRAL		0-0-0		0-0-0		2-1-0	
<hr/>											
12-12-0	0-0-0	0-0-0		NON-CONFERENCE		1-1-0		3-5-0		8-6-0	
3-4-0	0-0-0	0-0-0		HOME		0-1-0		1-0-0		2-3-0	
7-7-0	0-0-0	0-0-		AWAY		1-0-0		2-5-0		4-2-0	
2-1-0	0-0-0	0-0-0		NEUTRAL		0-0-0		0-0-0		2-1-0	
<hr/>											
5-10-0	0-0-0	0-0-0		CONFERENCE		0-3-0		0-0-0		5-7-0	
3-6-0	0-0-0	0-0-0		HOME		0-3-0		0-0-0		3-3-0	
2-4-0	0-0-0	0-0-0		AWAY		0-0-0		0-0-0		2-4-0	
0-0-0	0-0-0	0-0-0		NEUTRAL		0-0-0		0-0-0		0-0-0	
<hr/>											
RPI S	Opponent	Score	RPI S	Opponent	Score	RPI S	Opponent	Score	RPI S	Opponent	Score
						81 H	Kent St.	0 8	113 H	Morehead St.	15 3
						81 H	Kent St.	0 6	117 A	UAB	2 1
						81 H	Kent St.	5 6	117 A	UAB	2 7
						98 H	Ohio St.	3 6	117 A	UAB	6 15
						99 A	Marshall	4 1	127 A	Wofford	5 6
									127 A	Wofford	3 5
									127 A	Wofford	16 2
									127 A	Wofford	3 6
									165 A	Ball St.	14 17
									165 A	Ball St.	12 6
									165 A	Ball St.	3 20
									190 A	Kennesaw St.	7 8
									215 A	Eastern Ky.	10 4
									222 H	Northern Ill.	1 3
									222 H	Northern Ill.	4 2
									222 H	Northern Ill.	0 2
									226 H	IPFW	7 2
									226 H	IPFW	1 7
									226 H	IPFW	5 0
									242 H	Youngstown St.	5 8
			247 H	Northern Ky.	6 7						
			LAST 15 GAMES			255 A	Bowling Green	10 5			
						255 A	Bowling Green	4 5			
						255 A	Bowling Green	2 6			
						256 A	Dayton	4 3			
						257 H	Buffalo	3 9			
						257 H	Buffalo	3 1			
						257 H	Buffalo	3 1			
81 H	Kent St.	5 6	256 A	Dayton	4 3						
81 H	Kent St.	0 8	257 H	Buffalo	6 5						
81 H	Kent St.	0 6	257 H	Buffalo	3 1						
113 H	Morehead St.	15 3									
255 A	Bowling Green	10 5									

**Non-Div. I Games:**

Ohio

255	A	Bowling Green	2	6
255	A	Bowling Green	4	5

RPI	S	Opponent	Score	
257	H	Buffalo	6	5
262	N	Purdue	9	2
262	N	Purdue	6	4
262	N	Purdue	4	5
285	A	UNC Asheville	14	8
285	A	UNC Asheville	12	5
285	A	UNC Asheville	5	7

Ohio

O  
h  
i  
o

O  
h  
i  
o



Average RPI Win: 199		WON-LOST	WINNING	LAST 15	STRENGTH OF		OPP. STRENGTH	TEAM	ADJ	CONF.	ADJ CONF.
Average RPI Loss: 115		RECORD	PCT. RANK	GAMES	SCHEDULE		OF SCHEDULE	RPI	RPI	RPI	RPI
DIV. I ONLY		17-20-0	.45946	183	6-9-0		242	132	235	.44868	237
DIV. I NON-CONF.		10-9-0	.52632	131	1-2-0		262	271	254	.44083	256
TOTALS		RPI 1-25	RPI 26-50		W-L RECORDS		RPI 51-100		RPI 101-150		RPI 150+
17-20-0		0-5-0	1-2-0		OVERALL		0-1-0		7-8-0		9-4-0
14-11-0		0-1-0	1-2-0		HOME		0-1-0		4-3-0		9-4-0
3-9-0		0-4-0	0-0-0		AWAY		0-0-0		3-5-0		0-0-0
0-0-0		0-0-0	0-0-0		NEUTRAL		0-0-0		0-0-0		0-0-0
10-9-0		0-2-0	1-2-0		NON-CONFERENCE		0-1-0		2-1-0		7-3-0
9-7-0		0-1-0	1-2-0		HOME		0-1-0		1-0-0		7-3-0
1-2-0		0-1-0	0-0-		AWAY		0-0-0		1-1-0		0-0-0
0-0-0		0-0-0	0-0-0		NEUTRAL		0-0-0		0-0-0		0-0-0
7-11-0		0-3-0	0-0-0		CONFERENCE		0-0-0		5-7-0		2-1-0
5-4-0		0-0-0	0-0-0		HOME		0-0-0		3-3-0		2-1-0
2-7-0		0-3-0	0-0-0		AWAY		0-0-0		2-4-0		0-0-0
0-0-0		0-0-0	0-0-0		NEUTRAL		0-0-0		0-0-0		0-0-0
RPI S	Opponent	Score	RPI S	Opponent	Score	RPI S	Opponent	Score	RPI S	Opponent	Score
13 A	La.-Lafayette	3 7	32 H	Minnesota	0 3	86 H	VCU	6 8	105 A	Mercer	10 6
13 A	La.-Lafayette	1 4	32 H	Minnesota	6 11				105 H	Mercer	4 3
13 A	La.-Lafayette	2 4	32 H	Minnesota	4 3				109 H	UT Arlington	8 7
22 A	Georgia Tech	6 11							109 H	UT Arlington	16 18
22 H	Georgia Tech	5 11							109 H	UT Arlington	5 9
									110 A	Little Rock	2 15
									110 A	Little Rock	7 5
									110 A	Little Rock	7 9
									115 A	Auburn	4 7
									124 H	Arkansas St.	1 11
									124 H	Arkansas St.	5 4
									124 H	Arkansas St.	14 6
									148 A	La.-Monroe	3 5
									148 A	La.-Monroe	0 14
									148 A	La.-Monroe	7 3
									250 H	Western Mich.	3 2
									251 H	Appalachian St.	10 0
									251 H	Appalachian St.	5 4
									251 H	Appalachian St.	5 6
									262 H	Purdue	3 5
									287 H	Savannah St.	6 10
									287 H	Savannah St.	4 1
									289 H	Jackson St.	11 5
									289 H	Jackson St.	12 13
									300 H	Coppin St.	13 0
									300 H	Coppin St.	17 0
									300 H	Coppin St.	12 0

Non-Div. I Games: Fairmont St. 8 5 Fairmont St. 1 2

Georgia St.

Georgia St.

148	A	La.-Monroe	0	14
148	A	La.-Monroe	7	3

Through Games Of April 26, 2016

RPI	S	Opponent	Score	
300	H	Coppin St.	22	4

Georgia St.

G  
e  
o  
r  
g  
i  
a  
S  
t  
.

G  
e  
o  
r  
g  
i  
a  
S  
t  
.

S  
I  
U  
E

Tie, Loss, Non-Conf, S Site, H Home, A Away, N Neutral Page 475

215 A Eastern Ky.	7	3
215 A Eastern Ky.	4	8

S  
I  
U  
E

S  
I  
U  
E

Average RPI Win:	200	WON-LOST RECORD	WINNING PCT. RANK	LAST 15 GAMES	STRENGTH OF SCHEDULE	OPP. STRENGTH OF SCHEDULE	TEAM RPI	ADJ RPI	CONF. RPI	ADJ CONF. RPI		
DIV. I ONLY		14-28-0	.33333	252	4-11-0	160	281	239	.44733	239	29	29
DIV. I NON-CONF.		9-17-0	.34615	232	0-3-0	126	282	212	.4659	211	29	29
<hr/>												
TOTALS	RPI 1-25	RPI 26-50		W-L RECORDS		RPI 51-100		RPI 101-150		RPI 150+		
14-28-0	0-0-0	1-3-0		OVERALL		0-2-0		2-2-0		11-21-0		
3-11-0	0-0-0	0-0-0		HOME		0-0-0		0-1-0		3-10-0		
5-12-0	0-0-0	1-2-0		AWAY		0-0-0		2-1-0		2-9-0		
6-5-0	0-0-0	0-1-0		NEUTRAL		0-2-0		0-0-0		6-2-0		
9-17-0	0-0-0	1-3-0		NON-CONFERENCE		0-2-0		2-2-0		6-10-0		
0-6-0	0-0-0	0-0-0		HOME		0-0-0		0-1-0		0-5-0		
3-6-0	0-0-0	1-0-		AWAY		0-0-0		2-1-0		0-3-0		
6-5-0	0-0-0	0-1-0		NEUTRAL		0-2-0		0-0-0		6-2-0		
5-11-0	0-0-0	0-0-0		CONFERENCE		0-0-0		0-0-0		5-11-0		
3-5-0	0-0-0	0-0-0		HOME		0-0-0		0-0-0		3-5-0		
2-6-0	0-0-0	0-0-0		AWAY		0-0-0		0-0-0		2-6-0		
0-0-0	0-0-0	0-0-0		NEUTRAL		0-0-0		0-0-0		0-0-0		
<hr/>												
RPI S	Opponent	Score	RPI S	Opponent	Score	RPI S	Opponent	Score	RPI S	Opponent	Score	
			35 N	Bryant	1 6	91 N	Penn St.	4 5	106 A	Seton Hall	0 11	
			42 A	UNCG	6 10	91 N	Penn St.	0 11	106 A	Seton Hall	8 2	
			42 A	UNCG	6 4				106 H	Seton Hall	4 9	
			42 A	UNCG	2 16				144 A	Middle Tenn.	9 1	
									152 A	Navy	1 3	
									152 A	Navy	3 7	
									152 A	Navy	2 3	
									152 A	Navy	2 6	
									153 N	Monmouth	6 5	
									169 N	North Dakota St.	6 3	
									176 A	Holy Cross	3 6	
									176 A	Holy Cross	3 0	
									176 A	Holy Cross	6 1	
									176 A	Holy Cross	2 6	
									181 H	UMass Lowell	5 7	
									208 H	Manhattan	2 3	
									211 H	Columbia	3 13	
									218 A	Belmont	7 20	
									227 H	Hofstra	8 14	
									228 N	Harvard	6 4	
									228 N	Harvard	3 5	
									228 N	Harvard	13 12	
									229 A	Lipscomb	6 8	
									240 H	Siena	6 13	
									260 H	Lafayette	3 6	
									260 H	Lafayette	2 11	
									260 H	Lafayette	0 4	
<hr/>												
			LAST 15 GAMES									
			152 A	Navy	1 3	176 A	Holy Cross	6 1				
			152 A	Navy	3 7	176 A	Holy Cross	3 6				
			152 A	Navy	2 6	208 H	Manhattan	2 3				
			152 A	Navy	2 3							
			263 A	NYIT	2 3							

Non-Div. I Games:

Army West Point

176 A Holy Cross	3	0
176 A Holy Cross	2	6

RPI	S	Opponent	Score	
260	H	Lafayette	9	3
263	A	NYIT	2	3
279	N	Massachusetts	10	3
279	N	Massachusetts	6	5
279	N	Massachusetts	2	6
281	H	Bucknell	2	6
281	H	Bucknell	7	4
281	H	Bucknell	2	4
281	H	Bucknell	3	2

Army West Point

A  
r  
m  
y  
W  
e  
s  
t  
P  
o  
i  
n  
t

A  
r  
m  
y  
W  
e  
s  
t  
P  
o  
i  
n  
t

Average RPI Win: 201		WON-LOST	WINNING	LAST 15	STRENGTH OF		OPP. STRENGTH	TEAM	ADJ		CONF.	ADJ CONF.	
Average RPI Loss: 182		RECORD	PCT. RANK	GAMES	SCHEDULE		OF SCHEDULE	RPI	RPI		RPI	RPI	
DIV. I ONLY		13-25-0	.34211	249	7-8-0		241	252	240	.44724	240	27	27
DIV. I NON-CONF.		6-20-0	.23077	274	2-5-0		249	229	269	.42784	268	25	25
TOTALS		RPI 1-25	RPI 26-50		W-L RECORDS		RPI 51-100		RPI 101-150		RPI 150+		
13-25-0	0-0-0	0-0-0		OVERALL		0-0-0		1-7-0		12-18-0			
3-6-0	0-0-0	0-0-0		HOME		0-0-0		0-0-0		3-6-0			
10-19-0	0-0-0	0-0-0		AWAY		0-0-0		1-7-0		9-12-0			
0-0-0	0-0-0	0-0-0		NEUTRAL		0-0-0		0-0-0		0-0-0			
6-20-0	0-0-0	0-0-0		NON-CONFERENCE		0-0-0		1-7-0		5-13-0			
0-3-0	0-0-0	0-0-0		HOME		0-0-0		0-0-0		0-3-0			
6-17-0	0-0-0	0-0-		AWAY		0-0-0		1-7-0		5-10-0			
0-0-0	0-0-0	0-0-0		NEUTRAL		0-0-0		0-0-0		0-0-0			
7-5-0	0-0-0	0-0-0		CONFERENCE		0-0-0		0-0-0		7-5-0			
3-3-0	0-0-0	0-0-0		HOME		0-0-0		0-0-0		3-3-0			
4-2-0	0-0-0	0-0-0		AWAY		0-0-0		0-0-0		4-2-0			
0-0-0	0-0-0	0-0-0		NEUTRAL		0-0-0		0-0-0		0-0-0			
RPI	S	Opponent	Score	RPI	S	Opponent	Score	RPI	S	Opponent	Score		
								103	A	Indiana St.	3 10		
								103	A	Indiana St.	3 2		
								103	A	Indiana St.	3 12		
								113	A	Morehead St.	7 24		
								113	A	Morehead St.	4 11		
								118	A	UCF	2 11		
								118	A	UCF	9 10		
								118	A	UCF	0 15		
								153	A	Monmouth	6 2		
								153	A	Monmouth	6 4		
								153	A	Monmouth	4 10		
								156	A	Stetson	3 5		
								156	A	Stetson	6 13		
								174	A	Delaware	4 11		
								174	A	Delaware	9 2		
								174	A	Delaware	2 6		
								176	H	Holy Cross	6 9		
								184	A	Canisius	6 4		
								184	A	Canisius	3 1		
								184	A	Canisius	4 16		
								197	A	Fordham	4 2		
								216	A	Central Conn. St.	5 6		
								217	H	Quinnipiac	3 2		
								217	H	Quinnipiac	8 7		
								217	H	Quinnipiac	0 7		
								220	A	The Citadel	4 6		
								220	A	The Citadel	2 14		
LAST 15 GAMES													
174	A	Delaware	9 2	153	A	Monmouth	4 10	217	H	Quinnipiac	3 2		
174	A	Delaware	2 6	197	A	Fordham	4 2	217	H	Quinnipiac	8 7		
174	A	Delaware	4 11	217	H	Quinnipiac	8 7	217	H	Quinnipiac	0 7		
176	H	Holy Cross	6 9					220	A	The Citadel	4 6		
216	A	Central Conn. St.	5 6					220	A	The Citadel	2 14		

Non-Div. I Games:

Siena

153	A	Monmouth	6	4
153	A	Monmouth	6	2

RPI	S	Opponent	Score	
220	A	The Citadel	2	3
223	H	Niagara	2	8
223	H	Niagara	8	0
223	H	Niagara	4	8
239	A	Army West Point	13	6
249	A	Fairleigh Dickinson	6	10
259	H	Brown	2	10
259	H	Brown	5	7
283	A	George Mason	19	7
283	A	George Mason	5	3
283	A	George Mason	2	5

Siena

S  
i  
e  
n  
a

S  
i  
e  
n  
a



Average RPI Win: 224		WON-LOST RECORD		WINNING PCT. RANK		LAST 15 GAMES		STRENGTH OF SCHEDULE		OPP. STRENGTH OF SCHEDULE		TEAM RPI		ADJ RPI		CONF. RPI		ADJ CONF. RPI	
Average RPI Loss: 160		14-27-0		.34146 250		4-11-0		201		246		241		.44707 241		16		15	
DIV. I ONLY		9-20-0		.31034 248		0-4-0		213		286		256		.44144 255		15		15	
DIV. I NON-CONF.																			
TOTALS		RPI 1-25		RPI 26-50		W-L RECORDS		RPI 51-100		RPI 101-150		RPI 150+							
14-27-0		0-2-0		0-4-0		OVERALL		0-0-0		1-2-0		13-19-0							
8-6-0		0-0-0		0-0-0		HOME		0-0-0		1-2-0		7-4-0							
4-21-0		0-2-0		0-4-0		AWAY		0-0-0		0-0-0		4-15-0							
2-0-0		0-0-0		0-0-0		NEUTRAL		0-0-0		0-0-0		2-0-0							
9-20-0		0-2-0		0-1-0		NON-CONFERENCE		0-0-0		1-2-0		8-15-0							
3-5-0		0-0-0		0-0-0		HOME		0-0-0		1-2-0		2-3-0							
4-15-0		0-2-0		0-0-0		AWAY		0-0-0		0-0-0		4-12-0							
2-0-0		0-0-0		0-0-0		NEUTRAL		0-0-0		0-0-0		2-0-0							
5-7-0		0-0-0		0-3-0		CONFERENCE		0-0-0		0-0-0		5-4-0							
5-1-0		0-0-0		0-0-0		HOME		0-0-0		0-0-0		5-1-0							
0-6-0		0-0-0		0-3-0		AWAY		0-0-0		0-0-0		0-3-0							
0-0-0		0-0-0		0-0-0		NEUTRAL		0-0-0		0-0-0		0-0-0							
RPI S	Opponent	Score		RPI S	Opponent	Score		RPI S	Opponent	Score		RPI S	Opponent	Score					
23 A	Virginia	8	10	29 A	UNCW	2	7					136 H	Rhode Island	7	1				
23 A	Virginia	3	4	29 A	UNCW	4	11					136 H	Rhode Island	2	7				
				29 A	UNCW	2	6					136 H	Rhode Island	4	9				
				30 A	Wake Forest	4	8					152 H	Navy	5	6				
												161 N	Richmond	3	2				
												172 A	Presbyterian	2	6				
												172 A	Presbyterian	5	7				
												172 A	Presbyterian	5	11				
												175 A	New Mexico St.	3	17				
												175 A	New Mexico St.	5	8				
												175 A	New Mexico St.	8	9				
												190 A	Kennesaw St.	8	11				
												190 A	Kennesaw St.	6	5				
												190 A	Kennesaw St.	7	6				
												198 A	Elon	6	7				
												198 A	Elon	2	5				
												198 A	Elon	8	9				
												200 H	James Madison	3	2				
												200 H	James Madison	8	4				
												200 H	James Madison	6	4				
												206 A	UMBC	3	12				
												206 H	UMBC	3	4				
												210 A	George Washington	2	7				
												210 H	George Washington	2	10				
												227 H	Hofstra	4	2				
												227 H	Hofstra	15	4				
												227 H	Hofstra	3	7				
LAST 15 GAMES				29 A	UNCW	4	11	206 H	UMBC	3	4	210 A	George Washington	2	7				
				29 A	UNCW	2	6	210 H	George Washington	2	10	210 H	George Washington	2	10				
				29 A	UNCW	2	7	200 H	James Madison	8	4	227 H	Hofstra	4	2				
				210 A	George Washington	2	7					227 H	Hofstra	15	4				
				198 A	Elon	2	5					227 H	Hofstra	3	7				

Non-Div. I Games:

Towson

Towson

198	A	Elon	6	7
198	A	Elon	8	9

Through Games Of April 26, 2016

RPI	S	Opponent	Score	
228	N	Harvard	6	5
283	A	George Mason	3	10
284	A	Norfolk St.	7	13
284	A	Norfolk St.	7	12
284	A	Norfolk St.	6	3
290	A	Delaware St.	8	1
296	H	Mt. St. Mary's	8	7
300	H	Coppin St.	8	7

Towson

T  
O  
W  
S  
O  
N

T  
O  
W  
S  
O  
N

Average RPI Win:	164	WON-LOST RECORD	WINNING PCT. RANK	LAST 15 GAMES	STRENGTH OF SCHEDULE	OPP. STRENGTH OF SCHEDULE	TEAM RPI	ADJ RPI	CONF. RPI	ADJ CONF. RPI		
DIV. I ONLY		8-26-0	.23529	287	3-12-0	103	228	242	.44589	242	18	18
DIV. I NON-CONF.		5-14-0	.26316	265	0-5-0	62	171	170	.4902	168	13	13
<hr/>												
TOTALS	RPI 1-25	RPI 26-50		W-L RECORDS		RPI 51-100		RPI 101-150		RPI 150+		
8-26-0	0-0-0	0-1-0		OVERALL		3-14-0		1-2-0		4-9-0		
3-11-0	0-0-0	0-1-0		HOME		0-2-0		1-1-0		2-7-0		
5-15-0	0-0-0	0-0-0		AWAY		3-12-0		0-1-0		2-2-0		
0-0-0	0-0-0	0-0-0		NEUTRAL		0-0-0		0-0-0		0-0-0		
5-14-0	0-0-0	0-1-0		NON-CONFERENCE		3-9-0		0-1-0		2-3-0		
0-2-0	0-0-0	0-1-0		HOME		0-0-0		0-0-0		0-1-0		
5-12-0	0-0-0	0-0-		AWAY		3-9-0		0-1-0		2-2-0		
0-0-0	0-0-0	0-0-0		NEUTRAL		0-0-0		0-0-0		0-0-0		
3-12-0	0-0-0	0-0-0		CONFERENCE		0-5-0		1-1-0		2-6-0		
3-9-0	0-0-0	0-0-0		HOME		0-2-0		1-1-0		2-6-0		
0-3-0	0-0-0	0-0-0		AWAY		0-3-0		0-0-0		0-0-0		
0-0-0	0-0-0	0-0-0		NEUTRAL		0-0-0		0-0-0		0-0-0		
RPI	S	Opponent	Score	RPI	S	Opponent	Score	RPI	S	Opponent	Score	
				33	H	Pittsburgh	5 17	72	A	Wright St.	4 9	
								72	A	Wright St.	0 8	
								72	A	Wright St.	2 9	
								72	H	Wright St.	0 10	
								72	H	Wright St.	3 7	
								77	A	Western Ky.	8 7	
								77	A	Western Ky.	3 5	
								77	A	Western Ky.	1 11	
								79	A	Fresno St.	0 11	
								79	A	Fresno St.	3 8	
								79	A	Fresno St.	5 6	
								79	A	Fresno St.	1 6	
								81	A	Kent St.	2 5	
								91	A	Penn St.	1 6	
								96	A	Missouri	3 8	
								96	A	Missouri	4 3	
								96	A	Missouri	3 2	
<hr/>												
LAST 15 GAMES												
				137	H	Oakland	1 9	247	H	Northern Ky.	5 11	
				137	H	Oakland	7 2	247	H	Northern Ky.	8 9	
				72	H	Wright St.	0 10	81	A	Kent St.	2 5	
				72	H	Wright St.	3 7					
				33	H	Pittsburgh	5 17					

Non-Div. I Games:

Youngstown St.

119	A	West Virginia	3	13
247	H	Northern Ky.	3	1

Y  
o  
u  
n  
g  
s  
t  
o  
w  
n  
s  
t  
.

Y  
o  
u  
n  
g  
s  
t  
o  
w  
n  
s  
t  
.

Average RPI Win:	197	WON-LOST RECORD	WINNING PCT. RANK	LAST 15 GAMES	STRENGTH OF SCHEDULE	OPP. STRENGTH OF SCHEDULE	TEAM RPI	ADJ RPI	CONF. RPI	ADJ CONF. RPI		
DIV. I ONLY		12-27-0	.30769	266	5-10-0	195	148	244	.44419	243	11	11
DIV. I NON-CONF.		10-21-0	.32258	243	3-4-0	254	167	264	.4336	264	14	14
<hr/>												
TOTALS	RPI 1-25	RPI 26-50		W-L RECORDS		RPI 51-100		RPI 101-150		RPI 150+		
12-27-0	0-0-0	0-5-0		OVERALL		2-7-0		2-6-0		8-9-0		
3-11-0	0-0-0	0-2-0		HOME		0-1-0		1-2-0		2-6-0		
4-14-0	0-0-0	0-3-0		AWAY		1-5-0		1-3-0		2-3-0		
5-2-0	0-0-0	0-0-0		NEUTRAL		1-1-0		0-1-0		4-0-0		
10-21-0	0-0-0	0-3-0		NON-CONFERENCE		2-7-0		0-2-0		8-9-0		
2-7-0	0-0-0	0-0-0		HOME		0-1-0		0-0-0		2-6-0		
3-12-0	0-0-0	0-0-		AWAY		1-5-0		0-1-0		2-3-0		
5-2-0	0-0-0	0-0-0		NEUTRAL		1-1-0		0-1-0		4-0-0		
2-6-0	0-0-0	0-2-0		CONFERENCE		0-0-0		2-4-0		0-0-0		
1-4-0	0-0-0	0-2-0		HOME		0-0-0		1-2-0		0-0-0		
1-2-0	0-0-0	0-0-0		AWAY		0-0-0		1-2-0		0-0-0		
0-0-0	0-0-0	0-0-0		NEUTRAL		0-0-0		0-0-0		0-0-0		
RPI	S	Opponent	Score	RPI	S	Opponent	Score	RPI	S	Opponent	Score	
				31	A	Tulane	0 13					
				31	A	Tulane	3 9					
				31	A	Tulane	2 3					
				47	H	Dallas Baptist	2 7					
				47	H	Dallas Baptist	1 7					

Non-Div. I Games:

Illinois St.

103 A Indiana St.	2	3
103 A Indiana St.	5	6

I  
l  
l  
i  
n  
o  
i  
s  
s  
t  
.

I  
l  
l  
i  
n  
o  
i  
s  
s  
t  
.

Average RPI Win: 266		WON-LOST	WINNING	LAST 15	STRENGTH OF		OPP. STRENGTH	TEAM	ADJ		CONF.	ADJ CONF.						
Average RPI Loss: 193		RECORD	PCT. RANK	GAMES	SCHEDULE		OF SCHEDULE	RPI	RPI		RPI	RPI						
DIV. I ONLY		15-23-0	.39474	222	7-8-0		248	292	245		.44416	244						
DIV. I NON-CONF.		13-17-0	.43333	189	5-2-0		252	300	241		.4501	240						
TOTALS		RPI 1-25	RPI 26-50		W-L RECORDS		RPI 51-100		RPI 101-150		RPI 150+							
15-23-0		0-0-0	0-0-0		OVERALL		0-4-0		0-1-0		15-18-0							
8-2-0		0-0-0	0-0-0		HOME		0-0-0		0-0-0		8-2-0							
7-18-0		0-0-0	0-0-0		AWAY		0-3-0		0-1-0		7-10-0							
0-3-0		0-0-0	0-0-0		NEUTRAL		0-1-0		0-0-0		0-2-0							
13-17-0		0-0-0	0-0-0		NON-CONFERENCE		0-1-0		0-1-0		13-15-0							
6-2-0		0-0-0	0-0-0		HOME		0-0-0		0-0-0		6-2-0							
7-12-0		0-0-0	0-0-		AWAY		0-0-0		0-1-0		7-11-0							
0-3-0		0-0-0	0-0-0		NEUTRAL		0-1-0		0-0-0		0-2-0							
2-6-0		0-0-0	0-0-0		CONFERENCE		0-3-0		0-0-0		2-3-0							
2-0-0		0-0-0	0-0-0		HOME		0-0-0		0-0-0		2-0-0							
0-6-0		0-0-0	0-0-0		AWAY		0-3-0		0-0-0		0-3-0							
0-0-0		0-0-0	0-0-0		NEUTRAL		0-0-0		0-0-0		0-0-0							
RPI	S	Opponent	Score	RPI	S	Opponent	Score	RPI	S	Opponent	Score	RPI	S	Opponent	Score			
								73	N	Rutgers	3	10		106	A	Seton Hall	2	9
								95	A	FGCU	5	6		152	A	Navy	0	4
								95	A	FGCU	3	4		152	A	Navy	3	7
								95	A	FGCU	1	10		178	N	Eastern Mich.	0	8
														190	A	Kennesaw St.	3	5
														190	A	Kennesaw St.	3	5
														190	A	Kennesaw St.	2	8
														197	A	Fordham	1	3
														197	A	Fordham	0	2
														197	H	Fordham	4	10
														197	H	Fordham	3	2
														201	N	Omaha	3	9
														202	H	Marist	2	4
														210	A	George Washington	6	0
														235	H	USC Upstate	8	6
														235	H	USC Upstate	4	2
														249	H	Fairleigh Dickinson	14	3
														263	A	NYIT	0	2
														263	A	NYIT	6	7
														263	H	NYIT	7	2
														263	H	NYIT	4	1
														271	A	N.C. Central	5	6
														271	A	N.C. Central	5	4
														271	A	N.C. Central	4	8
														284	A	Norfolk St.	9	2
														284	A	Norfolk St.	0	7
														284	A	Norfolk St.	0	16
LAST 15 GAMES																		
				295	H	Saint Peter's	6	5						95	A	FGCU	5	6
				263	H	NYIT	4	1						95	A	FGCU	1	10
				263	H	NYIT	7	2						190	A	Kennesaw St.	3	5
				263	A	NYIT	6	7										
				263	A	NYIT	0	2										

Non-Div. I Games: Point U. 12 2

NJIT

249	H	Fairleigh Dickinson	14	3
95	A	FGCU	3	4

RPI	S	Opponent	Score	
284	A	Norfolk St.	1	6
295	A	Saint Peter's	11	7
295	H	Saint Peter's	6	5
295	H	Saint Peter's	16	0
300	A	Coppin St.	9	2
300	A	Coppin St.	5	4
300	A	Coppin St.	3	2



Average RPI Win: 228		WON-LOST	WINNING	LAST 15	STRENGTH OF		OPP. STRENGTH	TEAM	ADJ		CONF.	ADJ CONF.
Average RPI Loss: 139		RECORD	PCT. RANK	GAMES	SCHEDULE		OF SCHEDULE	RPI	RPI		RPI	RPI
DIV. I ONLY		15-24-0	.38462	227	7-8-0		194	264	246		.44414	245
DIV. I NON-CONF.		12-18-0	.4	208	4-2-0		218	254	242		.45007	241
TOTALS		RPI 1-25	RPI 26-50		W-L RECORDS		RPI 51-100		RPI 101-150		RPI 150+	
15-24-0		0-1-0	0-1-0		OVERALL		0-7-0		2-6-0		13-9-0	
11-8-0		0-0-0	0-0-0		HOME		0-3-0		1-1-0		10-4-0	
2-12-0		0-1-0	0-0-0		AWAY		0-3-0		0-5-0		2-3-0	
2-4-0		0-0-0	0-1-0		NEUTRAL		0-1-0		1-0-0		1-2-0	
12-18-0		0-1-0	0-1-0		NON-CONFERENCE		0-7-0		2-3-0		10-6-0	
8-5-0		0-0-0	0-0-0		HOME		0-3-0		1-1-0		7-1-0	
2-9-0		0-1-0	0-0-		AWAY		0-3-0		0-2-0		2-3-0	
2-4-0		0-0-0	0-1-0		NEUTRAL		0-1-0		1-0-0		1-2-0	
3-6-0		0-0-0	0-0-0		CONFERENCE		0-0-0		0-3-0		3-3-0	
3-3-0		0-0-0	0-0-0		HOME		0-0-0		0-0-0		3-3-0	
0-3-0		0-0-0	0-0-0		AWAY		0-0-0		0-3-0		0-0-0	
0-0-0		0-0-0	0-0-0		NEUTRAL		0-0-0		0-0-0		0-0-0	
RPI S	Opponent	Score	RPI S	Opponent	Score	RPI S	Opponent	Score	RPI S	Opponent	Score	
6 A	Florida St.	10 11	50 N	Boston College	10 11	74 H	Hartford	1 2	103 N	Indiana St.	6 5	
						74 H	Hartford	1 11	106 A	Seton Hall	8 13	
						74 H	Hartford	0 8	106 A	Seton Hall	3 4	
						78 A	Houston	1 13	106 A	Seton Hall	6 7	
						78 A	Houston	0 4	120 A	Saint Joseph's	0 8	
						78 A	Houston	3 10	120 A	Saint Joseph's	3 8	
						87 N	Illinois	2 4	135 H	Sacred Heart	0 2	
									135 H	Sacred Heart	3 2	
									154 H	St. John's (NY)	2 5	
									154 H	St. John's (NY)	1 6	
									154 H	St. John's (NY)	7 2	
									156 A	Stetson	1 5	
									166 A	Stony Brook	3 8	
									197 A	Fordham	11 3	
									225 A	Penn	9 4	
									225 H	Penn	6 1	
									232 H	St. Bonaventure	7 3	
									232 H	St. Bonaventure	5 2	
									233 N	Dartmouth	14 1	
									260 N	Central Mich.	5 9	
									265 H	Lehigh	8 6	
									277 A	La Salle	1 3	
									277 H	La Salle	5 2	
									280 H	Butler	9 1	
									280 H	Butler	6 11	
									280 H	Butler	3 2	
									280 H	Butler	3 2	
									290 H	Delaware St.	2 1	
			LAST 15 GAMES									
			106 A	Seton Hall	6 7	280 H	Butler	3 2				
			106 A	Seton Hall	8 13	280 H	Butler	6 11				
			106 A	Seton Hall	3 4	280 H	Butler	9 1				
			277 H	La Salle	5 2							
			154 H	St. John's (NY)	2 5							

Non-Div. I Games:

Villanova

154 H St. John's (NY)	1	6
154 H St. John's (NY)	7	2

RPI	S	Opponent	Score	
291	N	Chicago St.	3	4
295	H	Saint Peter's	1	5
295	H	Saint Peter's	7	3

Villanova

V  
i  
l  
l  
a  
n  
o  
v  
a

V  
i  
l  
l  
a  
n  
o  
v  
a

Average RPI Win: 210		WON-LOST	WINNING	LAST 15	STRENGTH OF		OPP. STRENGTH	TEAM	ADJ		CONF.	ADJ CONF.			
Average RPI Loss: 199		RECORD	PCT. RANK	GAMES	SCHEDULE		OF SCHEDULE	RPI	RPI		RPI	RPI			
DIV. I ONLY		13-19-0	.40625	215	5-10-0		266	270	243		.44394	246			
DIV. I NON-CONF.		7-9-0	.4375	188	1-2-0		211	268	169		.4894	171			
TOTALS		RPI 1-25	RPI 26-50		W-L RECORDS		RPI 51-100		RPI 101-150		RPI 150+				
13-19-0		0-0-0	0-0-0		OVERALL		0-0-0		3-4-0		10-15-0				
6-3-0		0-0-0	0-0-0		HOME		0-0-0		1-0-0		5-3-0				
6-14-0		0-0-0	0-0-0		AWAY		0-0-0		2-4-0		4-10-0				
1-2-0		0-0-0	0-0-0		NEUTRAL		0-0-0		0-0-0		1-2-0				
7-9-0		0-0-0	0-0-0		NON-CONFERENCE		0-0-0		3-4-0		4-5-0				
1-0-0		0-0-0	0-0-0		HOME		0-0-0		1-0-0		0-0-0				
5-7-0		0-0-0	0-0-		AWAY		0-0-0		2-4-0		3-3-0				
1-2-0		0-0-0	0-0-0		NEUTRAL		0-0-0		0-0-0		1-2-0				
6-10-0		0-0-0	0-0-0		CONFERENCE		0-0-0		0-0-0		6-10-0				
5-3-0		0-0-0	0-0-0		HOME		0-0-0		0-0-0		5-3-0				
1-7-0		0-0-0	0-0-0		AWAY		0-0-0		0-0-0		1-7-0				
0-0-0		0-0-0	0-0-0		NEUTRAL		0-0-0		0-0-0		0-0-0				
RPI	S	Opponent	Score	RPI	S	Opponent	Score	RPI	S	Opponent	Score	RPI	S	Opponent	Score
										118	A	UCF	3	4	
										118	A	UCF	3	8	
										118	A	UCF	0	16	
										127	A	Wofford	12	5	
										127	A	Wofford	1	5	
										127	A	Wofford	6	2	
										132	H	Binghamton	3	2	
										184	A	Canisius	4	6	
										184	A	Canisius	0	1	
										187	N	Northeastern	0	11	
										187	N	Northeastern	7	5	
										187	N	Northeastern	0	6	
										204	A	Yale	2	4	
										204	A	Yale	8	9	
										211	H	Columbia	4	14	
										211	H	Columbia	7	4	
										211	H	Columbia	4	3	
										211	H	Columbia	9	3	
										225	A	Penn	2	13	
										225	A	Penn	5	16	
										225	A	Penn	2	3	
										225	A	Penn	7	4	
										228	H	Harvard	5	1	
										228	H	Harvard	6	4	
										233	H	Dartmouth	1	3	
										233	H	Dartmouth	3	9	
										259	A	Brown	2	4	
Non-Div. I Games:				Rollins	5	6	Rollins	5	13						

Cornell

225	A	Penn	2	13
233	H	Dartmouth	3	9

RPI	S	Opponent	Score	
259	A	Brown	6	7
281	A	Bucknell	3	2
281	A	Bucknell	3	12
281	A	Bucknell	8	6
281	A	Bucknell	5	2

Cornell

C  
o  
r  
n  
e  
l  
l

C  
o  
r  
n  
e  
l  
l

Average RPI Win: 213		WON-LOST	WINNING	LAST 15	STRENGTH OF		OPP. STRENGTH	TEAM	ADJ		CONF.	ADJ CONF.
Average RPI Loss: 141		RECORD	PCT. RANK	GAMES	SCHEDULE		OF SCHEDULE	RPI	RPI		RPI	RPI
DIV. I ONLY		15-27-0	.35714	241	5-10-0		226	234	248		18	18
DIV. I NON-CONF.		11-12-0	.47826	158	2-2-0		245	243	189		13	13
TOTALS		RPI 1-25	RPI 26-50		W-L RECORDS		RPI 51-100		RPI 101-150		RPI 150+	
15-27-0		0-0-0	1-0-0		OVERALL		1-11-0		1-5-0		12-11-0	
5-11-0		0-0-0	0-0-0		HOME		0-5-0		1-3-0		4-3-0	
8-14-0		0-0-0	1-0-0		AWAY		1-5-0		0-1-0		6-6-0	
2-2-0		0-0-0	0-0-0		NEUTRAL		0-0-0		0-0-0		2-2-0	
11-12-0		0-0-0	1-0-0		NON-CONFERENCE		0-4-0		1-0-0		9-8-0	
4-1-0		0-0-0	0-0-0		HOME		0-0-0		1-0-0		3-1-0	
5-9-0		0-0-0	1-0-		AWAY		0-4-0		0-0-0		4-5-0	
2-2-0		0-0-0	0-0-0		NEUTRAL		0-0-0		0-0-0		2-2-0	
4-15-0		0-0-0	0-0-0		CONFERENCE		1-7-0		0-5-0		3-3-0	
1-10-0		0-0-0	0-0-0		HOME		0-5-0		0-3-0		1-2-0	
3-5-0		0-0-0	0-0-0		AWAY		1-2-0		0-2-0		2-1-0	
0-0-0		0-0-0	0-0-0		NEUTRAL		0-0-0		0-0-0		0-0-0	
RPI S	Opponent	Score	RPI S	Opponent	Score	RPI S	Opponent	Score	RPI S	Opponent	Score	
			37 A	Kentucky	5 4	72 A	Wright St.	3 4	137 A	Oakland	3 4	
						72 A	Wright St.	6 4	137 A	Oakland	3 5	
						72 A	Wright St.	1 12	137 H	Oakland	4 12	
						72 H	Wright St.	2 5	137 H	Oakland	1 6	
						72 H	Wright St.	3 13	137 H	Oakland	3 6	
						80 H	Valparaiso	1 16	147 H	Miami (OH)	5 1	
						80 H	Valparaiso	4 5	162 A	Alabama St.	6 7	
						80 H	Valparaiso	4 6	162 A	Alabama St.	8 5	
						83 A	Troy	0 5	162 A	Alabama St.	1 11	
						83 A	Troy	1 6	162 A	Alabama St.	3 9	
						83 A	Troy	3 10	165 A	Ball St.	1 13	
						83 A	Troy	2 4	171 H	Xavier	1 8	
									203 H	Ill.-Chicago	3 6	
									203 H	Ill.-Chicago	1 4	
									203 H	Ill.-Chicago	12 6	
									236 A	Ohio	7 6	
									242 A	Youngstown St.	11 5	
									242 A	Youngstown St.	9 8	
									242 A	Youngstown St.	1 3	
									254 H	Northwestern	7 1	
									256 H	Dayton	4 3	
									258 N	Western Ill.	7 4	
									258 N	Western Ill.	6 8	
									258 N	Western Ill.	11 16	
									258 N	Western Ill.	5 4	
									274 A	ETSU	21 12	
									274 A	ETSU	6 7	
LAST 15 GAMES						165 A	Ball St.	1 13	242 A	Youngstown St.	1 3	
						72 H	Wright St.	3 13	242 A	Youngstown St.	11 5	
						72 H	Wright St.	2 5	242 A	Youngstown St.	9 8	
						137 A	Oakland	3 5				
						137 A	Oakland	3 4				

Non-Div. I Games:

Northern Ky.

256	H	Dayton	4	3
171	H	Xavier	1	8

RPI	S	Opponent	Score	
274	A	ETSU	3	2
280	H	Butler	8	3

Northern Ky.

N  
o  
r  
t  
h  
e  
r  
n  
K  
y  
.

N  
o  
r  
t  
h  
e  
r  
n  
K  
y  
.

Average RPI Win: 236		WON-LOST	WINNING	LAST 15	STRENGTH OF		OPP. STRENGTH	TEAM	ADJ		CONF.	ADJ CONF.			
Average RPI Loss: 135		RECORD	PCT. RANK	GAMES	SCHEDULE		OF SCHEDULE	RPI	RPI		RPI	RPI			
DIV. I ONLY		15-26-0	.36585	237	0-3-0		181	195	247	.4426	248	15	16		
DIV. I NON-CONF.		12-14-0	.46154	170	0-1-0		210	163	209	.4658	212	19	19		
TOTALS		RPI 1-25	RPI 26-50		W-L RECORDS		RPI 51-100		RPI 101-150		RPI 150+				
15-26-0		0-5-0	0-0-0		OVERALL		0-2-0		2-11-0		13-8-0				
13-11-0		0-0-0	0-0-0		HOME		0-0-0		1-5-0		12-6-0				
2-14-0		0-5-0	0-0-0		AWAY		0-2-0		1-5-0		1-2-0				
0-1-0		0-0-0	0-0-0		NEUTRAL		0-0-0		0-1-0		0-0-0				
12-14-0		0-5-0	0-0-0		NON-CONFERENCE		0-2-0		1-3-0		11-4-0				
11-4-0		0-0-0	0-0-0		HOME		0-0-0		1-2-0		10-2-0				
1-9-0		0-5-0	0-0-		AWAY		0-2-0		0-0-0		1-2-0				
0-1-0		0-0-0	0-0-0		NEUTRAL		0-0-0		0-1-0		0-0-0				
3-12-0		0-0-0	0-0-0		CONFERENCE		0-0-0		1-8-0		2-4-0				
2-7-0		0-0-0	0-0-0		HOME		0-0-0		0-3-0		2-4-0				
1-5-0		0-0-0	0-0-0		AWAY		0-0-0		1-5-0		0-0-0				
0-0-0		0-0-0	0-0-0		NEUTRAL		0-0-0		0-0-0		0-0-0				
RPI S	Opponent	Score		RPI S	Opponent	Score		RPI S	Opponent	Score		RPI S	Opponent	Score	
3 A	South Carolina	0	9					53 A	Col. of Charleston	1	4	119 H	West Virginia	4	3
3 A	South Carolina	4	5					60 A	Jacksonville	1	4	119 H	West Virginia	0	5
3 A	South Carolina	0	2									119 H	West Virginia	0	3
24 A	Georgia	3	5									127 N	Wofford	0	4
24 A	Georgia	3	10									134 A	Gardner-Webb	2	5
												134 A	Gardner-Webb	2	21
												134 A	Gardner-Webb	0	1
												143 A	Liberty	6	9
												143 A	Liberty	2	10
												143 A	Liberty	6	1
												146 H	Longwood	4	13
												146 H	Longwood	2	6
												146 H	Longwood	1	4
												163 H	Campbell	18	7
												163 H	Campbell	5	7
												163 H	Campbell	4	5
												210 H	George Washington	3	1
												210 H	George Washington	5	10
												210 H	George Washington	12	1
												220 A	The Citadel	3	4
												220 H	The Citadel	18	1
												235 A	USC Upstate	6	11
												235 H	USC Upstate	3	1
												271 H	N.C. Central	9	6
												279 H	Massachusetts	3	1
												279 H	Massachusetts	12	8
												279 H	Massachusetts	7	2
LAST 15 GAMES				127 N	Wofford	0	4	285 H	UNC Asheville	1	7	279 H	Massachusetts	7	2
				134 A	Gardner-Webb	2	5	287 A	Savannah St.	10	4				
				134 A	Gardner-Webb	2	21	143 A	Liberty	6	9				
				134 A	Gardner-Webb	0	1								
				235 A	USC Upstate	6	11								

Non-Div. I Games: North Greenville 2 6

Charleston So.

285	H	UNC Asheville	9	7
285	H	UNC Asheville	8	9

RPI	S	Opponent	Score	
280	H	Butler	7	3
280	H	Butler	2	1
280	H	Butler	3	4
285	H	UNC Asheville	8	9
285	H	UNC Asheville	9	7
285	H	UNC Asheville	1	7
287	A	Savannah St.	10	4

Charleston So.

C  
h  
a  
r  
l  
e  
s  
t  
o  
n  
S  
o  
.

C  
h  
a  
r  
l  
e  
s  
t  
o  
n  
S  
o  
.



Average RPI Win:	251	WON-LOST	WINNING	LAST 15	STRENGTH OF	OPP. STRENGTH	TEAM	ADJ	CONF.	ADJ CONF.			
Average RPI Loss:	183	RECORD	PCT. RANK	GAMES	SCHEDULE	OF SCHEDULE	RPI	RPI	RPI	RPI			
DIV. I ONLY		19-21-0	.475	171	6-9-0	263	298	249	.44168	249	28	28	
DIV. I NON-CONF.		10-11-0	.47619	162	1-2-0	289	299	263	.4339	263	28	28	
<hr/>													
TOTALS	RPI 1-25	RPI 26-50		W-L RECORDS		RPI 51-100		RPI 101-150		RPI 150+			
19-21-0	0-0-0	1-3-0		OVERALL		0-0-0		2-8-0		16-10-0			
9-10-0	0-0-0	1-3-0		HOME		0-0-0		1-3-0		7-4-0			
9-9-0	0-0-0	0-0-0		AWAY		0-0-0		1-5-0		8-4-0			
1-2-0	0-0-0	0-0-0		NEUTRAL		0-0-0		0-0-0		1-2-0			
10-11-0	0-0-0	0-0-0		NON-CONFERENCE		0-0-0		0-3-0		10-8-0			
4-3-0	0-0-0	0-0-0		HOME		0-0-0		0-0-0		4-3-0			
5-6-0	0-0-0	0-0-		AWAY		0-0-0		0-3-0		5-3-0			
1-2-0	0-0-0	0-0-0		NEUTRAL		0-0-0		0-0-0		1-2-0			
9-10-0	0-0-0	1-3-0		CONFERENCE		0-0-0		2-5-0		6-2-0			
5-7-0	0-0-0	1-3-0		HOME		0-0-0		1-3-0		3-1-0			
4-3-0	0-0-0	0-0-0		AWAY		0-0-0		1-2-0		3-1-0			
0-0-0	0-0-0	0-0-0		NEUTRAL		0-0-0		0-0-0		0-0-0			
RPI	S	Opponent	Score	RPI	S	Opponent	Score	RPI	S	Opponent	Score		
				35	H	Bryant	2	6					
				35	H	Bryant	1	19					
				35	H	Bryant	9	11					
				35	H	Bryant	10	3					
									135	A	Sacred Heart	0	2
									135	A	Sacred Heart	6	9
									135	A	Sacred Heart	5	4
									135	H	Sacred Heart	5	6
									135	H	Sacred Heart	0	3
									135	H	Sacred Heart	7	5
									135	H	Sacred Heart	7	8
									146	A	Longwood	3	4
									146	A	Longwood	3	6
									146	A	Longwood	3	5
									154	H	St. John's (NY)	1	16
									227	H	Hofstra	1	4
									240	H	Siena	10	6
									244	A	NJIT	3	14
									260	A	Lafayette	7	6
									263	A	NYIT	1	0
									263	A	NYIT	0	9
									263	H	NYIT	3	6
									263	H	NYIT	11	1
									265	A	Lehigh	6	5
									265	A	Lehigh	5	4
									265	H	Lehigh	7	0
									265	H	Lehigh	10	6
									296	A	Mt. St. Mary's	17	2
									296	A	Mt. St. Mary's	1	5
									300	A	Coppin St.	4	6
									293	N	UMES	7	5
									293	N	UMES	4	6
									293	N	UMES	7	5
									296	A	Mt. St. Mary's	17	2

**Non-Div. I Games:**

Fairleigh Dickinson

296	A	Mt. St. Mary's	1	0
296	A	Mt. St. Mary's	2	5

RPI	S	Opponent	Score	
296	A	Mt. St. Mary's	1	0
296	A	Mt. St. Mary's	2	5
296	A	Mt. St. Mary's	4	1
296	H	Mt. St. Mary's	6	13
296	H	Mt. St. Mary's	4	3
296	H	Mt. St. Mary's	9	4
296	H	Mt. St. Mary's	6	0
300	A	Coppin St.	8	15
300	A	Coppin St.	35	24

Fairleigh Dickinson

F  
a  
i  
r  
l  
e  
i  
g  
h  
D  
i  
c  
k  
i  
n  
s  
o  
n

F  
a  
i  
r  
l  
e  
i  
g  
h  
D  
i  
c  
k  
i  
n  
s  
o  
n

Average RPI Win: 209		WON-LOST	WINNING	LAST 15	STRENGTH OF		OPP. STRENGTH	TEAM	ADJ	CONF.	ADJ CONF.			
Average RPI Loss: 169		RECORD	PCT. RANK	GAMES	SCHEDULE		OF SCHEDULE	RPI	RPI	RPI	RPI			
DIV. I ONLY		11-25-0	.30556	267	4-11-0		188	271	250	.44158	250	23	23	
DIV. I NON-CONF.		3-17-0	.15	290	0-3-0		215	264	286	.40338	286	24	24	
TOTALS		RPI 1-25	RPI 26-50		W-L RECORDS		RPI 51-100		RPI 101-150		RPI 150+			
11-25-0	0-1-0	0-0-0		OVERALL		1-4-0		1-3-0		9-17-0				
5-4-0	0-0-0	0-0-0		HOME		0-1-0		0-0-0		5-3-0				
4-17-0	0-1-0	0-0-0		AWAY		1-3-0		0-1-0		3-12-0				
2-4-0	0-0-0	0-0-0		NEUTRAL		0-0-0		1-2-0		1-2-0				
3-17-0	0-1-0	0-0-0		NON-CONFERENCE		0-2-0		1-3-0		2-11-0				
0-1-0	0-0-0	0-0-0		HOME		0-1-0		0-0-0		0-0-0				
1-12-0	0-1-0	0-0-		AWAY		0-1-0		0-1-0		1-9-0				
2-4-0	0-0-0	0-0-0		NEUTRAL		0-0-0		1-2-0		1-2-0				
8-8-0	0-0-0	0-0-0		CONFERENCE		1-2-0		0-0-0		7-6-0				
5-3-0	0-0-0	0-0-0		HOME		0-0-0		0-0-0		5-3-0				
3-5-0	0-0-0	0-0-0		AWAY		1-2-0		0-0-0		2-3-0				
0-0-0	0-0-0	0-0-0		NEUTRAL		0-0-0		0-0-0		0-0-0				
RPI	S	Opponent	Score		RPI	S	Opponent	Score		RPI	S	Opponent	Score	
22	A	Georgia Tech	0	13						75	A	Michigan St.	5	6
										80	H	Valparaiso	4	8
										81	A	Kent St.	7	9
										81	A	Kent St.	5	4
										81	A	Kent St.	2	13
										120	N	Saint Joseph's	8	17
										144	A	Middle Tenn.	2	3
										149	N	Bradley	5	16
										149	N	Bradley	6	3
										165	A	Ball St.	1	21
										165	A	Ball St.	3	13
										165	A	Ball St.	2	7
										167	A	Florida A&M	0	9
										167	A	Florida A&M	1	2
										167	A	Florida A&M	5	12
										169	N	North Dakota St.	2	4
										178	H	Eastern Mich.	6	2
										178	H	Eastern Mich.	3	5
										178	H	Eastern Mich.	7	4
										189	N	Georgetown	12	5
										190	A	Kennesaw St.	4	7
										218	A	Belmont	1	3
										222	H	Northern Ill.	15	12
										222	H	Northern Ill.	3	17
										222	H	Northern Ill.	2	5
										229	A	Lipscomb	0	1
										237	A	Georgia St.	2	3
										243	N	Illinois St.	1	2
										255	A	Bowling Green	3	2
										255	A	Bowling Green	11	0
										255	H	Bowling Green	1	0
										255	H	Bowling Green	6	5
LAST 15 GAMES										80	H	Valparaiso	4	8
					178	H	Eastern Mich.	3	5	165	A	Ball St.	3	13
					178	H	Eastern Mich.	7	4	165	A	Ball St.	1	21
					178	H	Eastern Mich.	6	2					
					75	A	Michigan St.	5	6					
					222	H	Northern Ill.	15	12					

Non-Div. I Games:

Western Mich.

Western Mich.

222 H Northern Ill.	3	17
222 H Northern Ill.	2	5

Through Games Of April 26, 2016

RPI	S	Opponent	Score	
280	A	Butler	3	7
280	A	Butler	2	0
291	A	Chicago St.	3	6

Western Mich.

W  
e  
s  
t  
e  
r  
n  
M  
i  
c  
h  
.

W  
e  
s  
t  
e  
r  
n  
M  
i  
c  
h  
.

Average RPI Win: 173		WON-LOST	WINNING	LAST 15	STRENGTH OF		OPP. STRENGTH	TEAM	ADJ		CONF.	ADJ CONF.
Average RPI Loss: 135		RECORD	PCT. RANK	GAMES	SCHEDULE		OF SCHEDULE	RPI	RPI		RPI	RPI
DIV. I ONLY		11-30-0	.26829	276	5-10-0		135	162	251		10	10
DIV. I NON-CONF.		5-15-0	.25	266	0-4-0		202	210	275		10	11
TOTALS		RPI 1-25	RPI 26-50		W-L RECORDS		RPI 51-100		RPI 101-150		RPI 150+	
11-30-0		0-3-0	2-3-0		OVERALL		0-5-0		3-6-0		6-13-0	
6-10-0		0-0-0	2-2-0		HOME		0-0-0		2-4-0		2-4-0	
3-15-0		0-2-0	0-0-0		AWAY		0-4-0		1-2-0		2-7-0	
2-5-0		0-1-0	0-1-0		NEUTRAL		0-1-0		0-0-0		2-2-0	
5-15-0		0-3-0	0-2-0		NON-CONFERENCE		0-2-0		0-0-0		5-8-0	
2-5-0		0-0-0	0-1-0		HOME		0-0-0		0-0-0		2-4-0	
1-5-0		0-2-0	0-0-		AWAY		0-1-0		0-0-0		1-2-0	
2-5-0		0-1-0	0-1-0		NEUTRAL		0-1-0		0-0-0		2-2-0	
6-15-0		0-0-0	2-1-0		CONFERENCE		0-3-0		3-6-0		1-5-0	
4-5-0		0-0-0	2-1-0		HOME		0-0-0		2-4-0		0-0-0	
2-10-0		0-0-0	0-0-0		AWAY		0-3-0		1-2-0		1-5-0	
0-0-0		0-0-0	0-0-0		NEUTRAL		0-0-0		0-0-0		0-0-0	
RPI S	Opponent	Score	RPI S	Opponent	Score	RPI S	Opponent	Score	RPI S	Opponent	Score	
3 A	South Carolina	0 5	30 H	Wake Forest	9 15	55 A	Tennessee	5 7	110 H	Little Rock	8 7	
10 A	Coastal Caro.	2 17	30 N	Wake Forest	7 10	62 N	Old Dominion	3 12	110 H	Little Rock	8 7	
23 N	Virginia	0 8	36 H	South Ala.	1 8	83 A	Troy	2 3	110 H	Little Rock	3 9	
			36 H	South Ala.	4 3	83 A	Troy	7 9	121 H	Ga. Southern	6 8	
			36 H	South Ala.	4 3	83 A	Troy	3 4	121 H	Ga. Southern	1 5	
									121 H	Ga. Southern	3 13	
									148 A	La.-Monroe	2 6	
									148 A	La.-Monroe	5 10	
									148 A	La.-Monroe	5 4	
									157 A	Texas St.	0 4	
									157 A	Texas St.	2 4	
									157 A	Texas St.	0 16	
									163 N	Campbell	4 9	
									166 N	Stony Brook	4 0	
									198 A	Elon	3 4	
									217 H	Quinnipiac	2 7	
									217 H	Quinnipiac	2 3	
									217 H	Quinnipiac	3 4	
									217 H	Quinnipiac	10 7	
									237 A	Georgia St.	6 5	
									237 A	Georgia St.	0 10	
									237 A	Georgia St.	4 5	
									255 N	Bowling Green	2 6	
									271 A	N.C. Central	1 4	
									271 H	N.C. Central	12 1	
									285 H	UNC Asheville	3 8	
									285 N	UNC Asheville	8 0	
LAST 15 GAMES			30 N	Wake Forest	7 10	36 H	South Ala.	4 3	255 N	Bowling Green	2 6	
			237 A	Georgia St.	4 5	55 A	Tennessee	5 7	271 A	N.C. Central	1 4	
			237 A	Georgia St.	6 5	83 A	Troy	2 3	271 H	N.C. Central	12 1	
			237 A	Georgia St.	0 10				285 H	UNC Asheville	3 8	
			30 H	Wake Forest	9 15				285 N	UNC Asheville	8 0	

Non-Div. I Games:

Appalachian St.

36 H South Ala.	4	3
36 H South Ala.	1	8

RPI	S	Opponent	Score	
286	A	N.C. A&T	7	6

Appalachian St.

A  
P  
P  
a  
l  
a  
c  
h  
i  
a  
n  
S  
t  
.

A  
P  
P  
a  
l  
a  
c  
h  
i  
a  
n  
S  
t  
.

Average RPI Win: 157		WON-LOST RECORD		WINNING PCT. RANK		LAST 15 GAMES		STRENGTH OF SCHEDULE		OPP. STRENGTH OF SCHEDULE		TEAM RPI		ADJ RPI		CONF. RPI		ADJ CONF. RPI	
DIV. I ONLY		6-24-0		.2 296		3-11-0		126		179		253		.44094 252		26		26	
DIV. I NON-CONF.		3-12-0		.2 280		0-2-0		183		38		244		.44941 243		26		26	
TOTALS		RPI 1-25		RPI 26-50		W-L RECORDS		RPI 51-100		RPI 101-150		RPI 150+							
6-24-0		0-3-0		0-3-0		OVERALL		0-0-0		3-6-0		3-12-0							
1-5-0		0-0-0		0-0-0		HOME		0-0-0		1-2-0		0-3-0							
4-18-0		0-3-0		0-3-0		AWAY		0-0-0		2-4-0		2-8-0							
1-1-0		0-0-0		0-0-0		NEUTRAL		0-0-0		0-0-0		1-1-0							
3-12-0		0-3-0		0-3-0		NON-CONFERENCE		0-0-0		2-1-0		1-5-0							
0-0-0		0-0-0		0-0-0		HOME		0-0-0		0-0-0		0-0-0							
2-11-0		0-3-0		0-0-		AWAY		0-0-0		2-1-0		0-4-0							
1-1-0		0-0-0		0-0-0		NEUTRAL		0-0-0		0-0-0		1-1-0							
3-12-0		0-0-0		0-0-0		CONFERENCE		0-0-0		1-5-0		2-7-0							
1-5-0		0-0-0		0-0-0		HOME		0-0-0		1-2-0		0-3-0							
2-7-0		0-0-0		0-0-0		AWAY		0-0-0		0-3-0		2-4-0							
0-0-0		0-0-0		0-0-0		NEUTRAL		0-0-0		0-0-0		0-0-0							
RPI	S	Opponent		Score		RPI	S	Opponent		Score		RPI	S	Opponent		Score			
21	A	Creighton		1	7	48	A	Alabama		1	2	104	H	Seattle		6	12		
21	A	Creighton		1	7	48	A	Alabama		1	7	104	H	Seattle		5	7		
21	A	Creighton		0	5	48	A	Alabama		2	5	104	H	Seattle		15	2		
												126	A	Southern California		6	7		
												126	A	Southern California		5	4		
												126	A	Southern California		1	0		
												139	A	Sacramento St.		2	3		
												139	A	Sacramento St.		3	4		
												139	A	Sacramento St.		0	1		
												158	H	Grand Canyon		2	8		
												158	H	Grand Canyon		2	14		
												158	H	Grand Canyon		4	9		
												159	A	Utah Valley		4	3		
												159	A	Utah Valley		13	7		
												159	A	Utah Valley		9	10		
												168	A	Wichita St.		3	16		
												169	A	North Dakota St.		4	15		
												191	A	Kansas		0	7		
												209	A	South Dakota St.		3	5		
												262	N	Purdue		0	5		
												268	N	Saint Louis		7	2		
												275	A	UTRGV		1	2		
												275	A	UTRGV		2	12		
												275	A	UTRGV		4	8		
LAST 15 GAMES																			
						158	H	Grand Canyon		2	14	104	H	Seattle		15	2		
						158	H	Grand Canyon		2	8	104	H	Seattle		6	12		
						158	H	Grand Canyon		4	9	104	H	Seattle		5	7		
						275	A	UTRGV		4	8								
						275	A	UTRGV		2	12								

Non-Div. I Games: Minn.-Crookston 10 9

North Dakota

275	A	UTRGV	1	2
169	A	North Dakota St.	4	15

N  
o  
r  
t  
h  
D  
a  
k  
o  
t  
a

N  
o  
r  
t  
h  
D  
a  
k  
o  
t  
a



Average RPI Win:		149	WON-LOST RECORD		WINNING PCT. RANK	LAST 15 GAMES	STRENGTH OF SCHEDULE		OPP. STRENGTH OF SCHEDULE	TEAM RPI	ADJ RPI	CONF. RPI	ADJ CONF. RPI
Average RPI Loss:		118											
DIV. I ONLY			9-30-0		.23077 289	4-11-0	66		202	255	.44041 253	26	26
DIV. I NON-CONF.			5-20-0		.2 280	0-4-0	38		149	247	.44793 247	26	26
TOTALS		RPI 1-25	RPI 26-50		W-L RECORDS		RPI 51-100		RPI 101-150		RPI 150+		
9-30-0		0-1-0	0-2-0		OVERALL		0-7-0		4-11-0		5-9-0		
7-17-0		0-1-0	0-0-0		HOME		0-2-0		2-7-0		5-7-0		
2-10-0		0-0-0	0-1-0		AWAY		0-3-0		2-4-0		0-2-0		
0-3-0		0-0-0	0-1-0		NEUTRAL		0-2-0		0-0-0		0-0-0		
5-20-0		0-1-0	0-2-0		NON-CONFERENCE		0-7-0		2-7-0		3-3-0		
3-12-0		0-1-0	0-0-0		HOME		0-2-0		0-6-0		3-3-0		
2-5-0		0-0-0	0-0-0		AWAY		0-3-0		2-1-0		0-0-0		
0-3-0		0-0-0	0-1-0		NEUTRAL		0-2-0		0-0-0		0-0-0		
4-10-0		0-0-0	0-0-0		CONFERENCE		0-0-0		2-4-0		2-6-0		
4-5-0		0-0-0	0-0-0		HOME		0-0-0		2-1-0		2-4-0		
0-5-0		0-0-0	0-0-0		AWAY		0-0-0		0-3-0		0-2-0		
0-0-0		0-0-0	0-0-0		NEUTRAL		0-0-0		0-0-0		0-0-0		
RPI S	Opponent	Score	RPI S	Opponent	Score	RPI S	Opponent	Score	RPI S	Opponent	Score		
9 H	UC Santa Barbara	4 10	26 A	Arizona	1 4	52 N	St. Mary's (CA)	7 10	104 A	Seattle	3 6		
			41 N	Northwestern St.	7 9	52 N	St. Mary's (CA)	4 10	104 A	Seattle	3 7		
						59 H	Cal St. Fullerton	3 8	104 A	Seattle	4 10		
						68 A	Cal Poly	4 8	107 A	UC Irvine	6 9		
						79 A	Fresno St.	4 6	107 H	UC Irvine	6 7		
						94 A	Loyola Marymount	3 7	108 A	CSUN	8 5		
						94 H	Loyola Marymount	5 17	108 A	CSUN	5 3		
									108 H	CSUN	5 7		
									111 H	Oklahoma	4 6		
									111 H	Oklahoma	3 6		
									111 H	Oklahoma	0 13		
									111 H	Oklahoma	7 10		
									139 H	Sacramento St.	3 6		
									139 H	Sacramento St.	4 2		
									139 H	Sacramento St.	4 3		
									154 H	St. John's (NY)	4 5		
									154 H	St. John's (NY)	10 4		
									154 H	St. John's (NY)	4 3		
									158 H	Grand Canyon	4 9		
									158 H	Grand Canyon	6 9		
									158 H	Grand Canyon	3 9		
									175 H	New Mexico St.	4 5		
									175 H	New Mexico St.	7 6		
									175 H	New Mexico St.	8 2		
									193 H	UC Riverside	4 8		
									193 H	UC Riverside	3 7		
									193 H	UC Riverside	8 2		
LAST 15 GAMES													
94 A	Loyola Marymount	3 7	282 A	Northern Colo.	3 6	175 H	New Mexico St.	8 2	107 H	UC Irvine	6 7		
175 H	New Mexico St.	4 5	139 H	Sacramento St.	4 2	193 H	UC Riverside	4 8					
175 H	New Mexico St.	7 6											
94 H	Loyola Marymount	5 17											

Non-Div. I Games:

CSU Bakersfield

59	H	Cal St. Fullerton	3	8
282	A	Northern Colo.	2	9

RPI	S	Opponent	Score
282	A	Northern Colo.	3 6
282	A	Northern Colo.	2 9

CSU Bakersfield

C  
S  
U  
B  
a  
k  
e  
r  
s  
f  
i  
e  
l  
d

C  
S  
U  
B  
a  
k  
e  
r  
s  
f  
i  
e  
l  
d

Average RPI Win:		176	WON-LOST RECORD		WINNING PCT. RANK		LAST 15 GAMES		STRENGTH OF SCHEDULE		OPP. STRENGTH OF SCHEDULE		TEAM RPI		ADJ RPI		CONF. RPI		ADJ CONF. RPI				
Average RPI Loss:		124																					
DIV. I ONLY			10-29-0		.25641 280		3-12-0		172		143		252		.44 254		7		7				
DIV. I NON-CONF.			8-16-0		.33333 235		2-1-0		293		153		274		.42216 276		7		7				
TOTALS		RPI 1-25		RPI 26-50		W-L RECORDS		RPI 51-100		RPI 101-150		RPI 150+											
10-29-0		0-3-0		0-4-0		OVERALL		2-7-0		3-6-0		5-9-0											
2-10-0		0-3-0		0-3-0		HOME		0-3-0		1-0-0		1-1-0											
6-14-0		0-0-0		0-0-0		AWAY		2-4-0		0-4-0		4-6-0											
2-5-0		0-0-0		0-1-0		NEUTRAL		0-0-0		2-2-0		0-2-0											
8-16-0		0-0-0		0-1-0		NON-CONFERENCE		0-0-0		3-6-0		5-9-0											
2-1-0		0-0-0		0-0-0		HOME		0-0-0		1-0-0		1-1-0											
4-10-0		0-0-0		0-0-		AWAY		0-0-0		0-4-0		4-6-0											
2-5-0		0-0-0		0-1-0		NEUTRAL		0-0-0		2-2-0		0-2-0											
2-13-0		0-3-0		0-3-0		CONFERENCE		2-7-0		0-0-0		0-0-0											
0-9-0		0-3-0		0-3-0		HOME		0-3-0		0-0-0		0-0-0											
2-4-0		0-0-0		0-0-0		AWAY		2-4-0		0-0-0		0-0-0											
0-0-0		0-0-0		0-0-0		NEUTRAL		0-0-0		0-0-0		0-0-0											
RPI	S	Opponent		Score		RPI	S	Opponent		Score		RPI	S	Opponent		Score							
25	H	Michigan		4 10		32	H	Minnesota		5 6		82	A	Nebraska		7 8		125	A	Cincinnati	3 10		
25	H	Michigan		9 11		32	H	Minnesota		0 8		82	A	Nebraska		11 3		125	A	Cincinnati	5 6		
25	H	Michigan		3 12		32	H	Minnesota		1 10		82	A	Nebraska		2 3		125	A	Cincinnati	0 1		
						50	N	Boston College		3 6		91	H	Penn St.		2 4		141	N	Nevada	5 1		
												91	H	Penn St.		3 11		141	N	Nevada	4 2		
												91	H	Penn St.		2 8		141	N	Nevada	2 11		
												98	A	Ohio St.		4 5		141	N	Nevada	6 10		
												98	A	Ohio St.		2 5		147	A	Miami (OH)	4 5		
												98	A	Ohio St.		6 5		149	H	Bradley	5 1		
																		183	A	San Diego St.	10 15		
																		183	A	San Diego St.	13 7		
																		183	A	San Diego St.	6 11		
																		194	A	Pacific	3 7		
																		194	A	Pacific	3 1		
																		194	A	Pacific	3 7		
																		194	A	Pacific	14 5		
																		203	A	Ill.-Chicago	2 11		
																		203	H	Ill.-Chicago	0 7		
																		243	N	Illinois St.	4 10		
																		247	A	Northern Ky.	1 7		
																		280	N	Butler	9 10		
																		291	A	Chicago St.	12 10		
																		291	H	Chicago St.	11 5		
LAST 15 GAMES																							
						32	H	Minnesota		0 8		149	H	Bradley		5 1							
						32	H	Minnesota		1 10		82	A	Nebraska		11 3							
						32	H	Minnesota		5 6		82	A	Nebraska		7 8							
						291	A	Chicago St.		12 10													
						91	H	Penn St.		3 11													

Non-Div. I Games: Saint Leo 3 5

Northwestern

91 H Penn St.	2	8
91 H Penn St.	2	4

N  
o  
r  
t  
h  
w  
e  
s  
t  
e  
r  
n

N  
o  
r  
t  
h  
w  
e  
s  
t  
e  
r  
n

Average RPI Win: 207		WON-LOST	WINNING	LAST 15	STRENGTH OF		OPP. STRENGTH	TEAM	ADJ	CONF.	ADJ CONF.				
Average RPI Loss: 182		RECORD	PCT. RANK	GAMES	SCHEDULE		OF SCHEDULE	RPI	RPI	RPI	RPI				
DIV. I ONLY		15-24-0	.38462	227	7-8-0		269	251	256	.43981	255	23	23		
DIV. I NON-CONF.		8-10-0	.44444	186	1-2-0		131	277	144	.50215	144	24	24		
-----															
TOTALS		RPI 1-25	RPI 26-50		W-L RECORDS		RPI 51-100		RPI 101-150		RPI 150+				
15-24-0		0-1-0	0-0-0		OVERALL		1-0-0		0-7-0		14-16-0				
4-6-0		0-0-0	0-0-0		HOME		0-0-0		0-0-0		4-6-0				
6-15-0		0-1-0	0-0-0		AWAY		1-0-0		0-6-0		5-7-0				
5-3-0		0-0-0	0-0-0		NEUTRAL		0-0-0		0-0-0		5-3-0				
8-10-0		0-1-0	0-0-0		NON-CONFERENCE		1-0-0		0-4-0		7-5-0				
0-1-0		0-0-0	0-0-0		HOME		0-0-0		0-0-0		0-1-0				
3-6-0		0-1-0	0-0-		AWAY		1-0-0		0-4-0		2-1-0				
5-3-0		0-0-0	0-0-0		NEUTRAL		0-0-0		0-0-0		5-3-0				
7-14-0		0-0-0	0-0-0		CONFERENCE		0-0-0		0-3-0		7-11-0				
4-5-0		0-0-0	0-0-0		HOME		0-0-0		0-0-0		4-5-0				
3-9-0		0-0-0	0-0-0		AWAY		0-0-0		0-3-0		3-6-0				
0-0-0		0-0-0	0-0-0		NEUTRAL		0-0-0		0-0-0		0-0-0				
RPI S	Opponent	Score		RPI S	Opponent	Score		RPI S	Opponent	Score		RPI S	Opponent	Score	
25 A	Michigan	0	5					72 A	Wright St.	7	6	104 A	Seattle	0	7
												104 A	Seattle	0	7
												104 A	Seattle	3	9
												104 A	Seattle	0	3
												147 A	Miami (OH)	5	7
												147 A	Miami (OH)	1	5
												147 A	Miami (OH)	3	4
												162 N	Alabama St.	3	11
												162 N	Alabama St.	7	4
												165 A	Ball St.	8	7
												165 A	Ball St.	5	1
												165 A	Ball St.	1	3
												166 N	Stony Brook	5	4
												172 N	Presbyterian	5	6
												172 N	Presbyterian	6	1
												178 A	Eastern Mich.	0	4
												178 A	Eastern Mich.	4	8
												178 A	Eastern Mich.	4	5
												198 A	Elon	6	2
												201 N	Omaha	1	10
												234 H	Toledo	2	4
												234 H	Toledo	5	3
												234 H	Toledo	7	3
												236 H	Ohio	5	4
												236 H	Ohio	6	2
												236 H	Ohio	5	10
												250 A	Western Mich.	0	1
LAST 15 GAMES				165 A	Ball St.	8	7	256 H	Dayton	2	13	234 H	Toledo	7	3
				165 A	Ball St.	1	3	147 A	Miami (OH)	5	7	236 H	Ohio	5	4
				165 A	Ball St.	5	1	147 A	Miami (OH)	3	4	236 H	Ohio	6	2
				72 A	Wright St.	7	6					236 H	Ohio	5	10
				236 H	Ohio	5	10					250 A	Western Mich.	0	1

Non-Div. I Games: Findlay 5 4

Bowling Green

236	H	Ohio	6	2
236	H	Ohio	5	4

RPI	S	Opponent	Score	
250	A	Western Mich.	5	6
250	H	Western Mich.	0	11
250	H	Western Mich.	2	3
251	N	Appalachian St.	6	2
256	H	Dayton	2	13
260	A	Central Mich.	4	0
260	H	Central Mich.	5	10
274	A	ETSU	1	12
274	A	ETSU	7	1
287	N	Savannah St.	10	1

Bowling Green

B  
o  
w  
l  
i  
n  
g  
G  
r  
e  
e  
n

B  
o  
w  
l  
i  
n  
g  
G  
r  
e  
e  
n

Average RPI Win: 201		WON-LOST RECORD		WINNING PCT. RANK		LAST 15 GAMES		STRENGTH OF SCHEDULE		OPP. STRENGTH OF SCHEDULE		TEAM RPI		ADJ RPI		CONF. RPI		ADJ CONF. RPI	
DIV. I ONLY		14-28-0		.33333 252		7-8-0		209		245		257		.4392 256		24		24	
DIV. I NON-CONF.		9-18-0		.33333 235		3-3-0		206		196		237		.45121 237		27		27	
TOTALS		RPI 1-25		RPI 26-50		W-L RECORDS		RPI 51-100		RPI 101-150		RPI 150+							
14-28-0		0-0-0		0-2-0		OVERALL		2-5-0		2-2-0		10-19-0							
7-11-0		0-0-0		0-0-0		HOME		0-1-0		2-1-0		5-9-0							
7-15-0		0-0-0		0-1-0		AWAY		2-4-0		0-1-0		5-9-0							
0-2-0		0-0-0		0-1-0		NEUTRAL		0-0-0		0-0-0		0-1-0							
9-18-0		0-0-0		0-2-0		NON-CONFERENCE		1-3-0		2-2-0		6-11-0							
5-4-0		0-0-0		0-0-0		HOME		0-1-0		2-1-0		3-2-0							
4-12-0		0-0-0		0-0-		AWAY		1-2-0		0-1-0		3-8-0							
0-2-0		0-0-0		0-1-0		NEUTRAL		0-0-0		0-0-0		0-1-0							
5-10-0		0-0-0		0-0-0		CONFERENCE		1-2-0		0-0-0		4-8-0							
2-7-0		0-0-0		0-0-0		HOME		0-0-0		0-0-0		2-7-0							
3-3-0		0-0-0		0-0-0		AWAY		1-2-0		0-0-0		2-1-0							
0-0-0		0-0-0		0-0-0		NEUTRAL		0-0-0		0-0-0		0-0-0							
RPI	S	Opponent		Score		RPI	S	Opponent		Score		RPI	S	Opponent		Score			
				37	A	Kentucky	3	5	54	A	High Point	9	10	137	H	Oakland	4	6	
				37	N	Kentucky	2	15	54	A	High Point	0	3	137	H	Oakland	3	0	
									54	A	High Point	5	1	147	A	Miami (OH)	3	7	
									72	H	Wright St.	0	1	147	H	Miami (OH)	11	8	
									86	A	VCU	2	9	151	A	Furman	3	9	
									86	A	VCU	8	3	151	A	Furman	2	5	
									86	A	VCU	3	5	151	A	Furman	1	8	
														165	A	Ball St.	3	1	
														165	A	Ball St.	0	10	
														165	A	Ball St.	3	9	
														165	A	Ball St.	1	6	
														166	N	Stony Brook	6	11	
														178	H	Eastern Mich.	6	7	
														210	H	George Washington	2	6	
														210	H	George Washington	2	4	
														210	H	George Washington	2	1	
														215	H	Eastern Ky.	5	2	
														232	H	St. Bonaventure	3	4	
														232	H	St. Bonaventure	3	6	
														232	H	St. Bonaventure	13	12	
														234	A	Toledo	12	10	
														234	H	Toledo	14	6	
														235	A	USC Upstate	4	6	
														236	H	Ohio	3	4	
														247	A	Northern Ky.	3	4	
														255	A	Bowling Green	13	2	
														268	H	Saint Louis	1	5	
LAST 15 GAMES																			
				37	A	Kentucky	3	5	232	H	St. Bonaventure	3	6	235	A	USC Upstate	4	6	
				210	H	George Washington	2	6	232	H	St. Bonaventure	3	4	236	H	Ohio	3	4	
				210	H	George Washington	2	1	255	A	Bowling Green	13	2	247	A	Northern Ky.	3	4	
				210	H	George Washington	2	4						255	A	Bowling Green	13	2	
				247	A	Northern Ky.	3	4						268	H	Saint Louis	1	5	

Non-Div. I Games:

Dayton

234	A	Toledo	12	10
232	H	St. Bonaventure	13	12

RPI	S	Opponent	Score	
268	H	Saint Louis	2	7
268	H	Saint Louis	3	5
280	H	Butler	3	0
283	A	George Mason	9	2
283	A	George Mason	2	8
283	A	George Mason	9	6



Average RPI Win: 240		WON-LOST RECORD		WINNING PCT. RANK		LAST 15 GAMES		STRENGTH OF SCHEDULE		OPP. STRENGTH OF SCHEDULE		TEAM RPI		ADJ RPI		CONF. RPI		ADJ CONF. RPI	
DIV. I ONLY		12-23-0		.34286 247		4-11-0		265		267		258		.43918 257		23		23	
DIV. I NON-CONF.		7-13-0		.35 229		1-2-0		199		290		198		.47325 198		24		24	
TOTALS		RPI 1-25		RPI 26-50		W-L RECORDS		RPI 51-100		RPI 101-150		RPI 150+							
12-23-0		0-0-0		0-3-0		OVERALL		0-0-0		0-3-0		12-17-0							
1-6-0		0-0-0		0-0-0		HOME		0-0-0		0-3-0		1-3-0							
11-15-0		0-0-0		0-3-0		AWAY		0-0-0		0-0-0		11-12-0							
0-2-0		0-0-0		0-0-0		NEUTRAL		0-0-0		0-0-0		0-2-0							
7-13-0		0-0-0		0-3-0		NON-CONFERENCE		0-0-0		0-0-0		7-10-0							
0-1-0		0-0-0		0-0-0		HOME		0-0-0		0-0-0		0-1-0							
7-10-0		0-0-0		0-0-		AWAY		0-0-0		0-0-0		7-7-0							
0-2-0		0-0-0		0-0-0		NEUTRAL		0-0-0		0-0-0		0-2-0							
5-10-0		0-0-0		0-0-0		CONFERENCE		0-0-0		0-3-0		5-7-0							
1-5-0		0-0-0		0-0-0		HOME		0-0-0		0-3-0		1-2-0							
4-5-0		0-0-0		0-0-0		AWAY		0-0-0		0-0-0		4-5-0							
0-0-0		0-0-0		0-0-0		NEUTRAL		0-0-0		0-0-0		0-0-0							
RPI S	Opponent	Score		RPI S	Opponent	Score		RPI S	Opponent	Score		RPI S	Opponent	Score					
				37 A	Kentucky	1	5					147 H	Miami (OH)	6	7				
				37 A	Kentucky	8	9					147 H	Miami (OH)	0	3				
				37 A	Kentucky	3	14					147 H	Miami (OH)	0	6				
												152 A	Navy	2	6				
												173 N	Air Force	0	13				
												178 H	Eastern Mich.	3	4				
												178 H	Eastern Mich.	1	2				
												178 H	Eastern Mich.	12	4				
												184 A	Canisius	5	4				
												184 A	Canisius	5	9				
												184 H	Canisius	1	3				
												187 A	Northeastern	6	3				
												187 A	Northeastern	4	8				
												187 A	Northeastern	0	1				
												195 A	Davidson	0	5				
												202 N	Marist	3	8				
												222 A	Northern Ill.	2	9				
												222 A	Northern Ill.	7	17				
												222 A	Northern Ill.	7	2				
												232 A	St. Bonaventure	2	9				
												232 A	St. Bonaventure	1	2				
				LAST 15 GAMES								234 A	Toledo	13	7				
				222 A	Northern Ill.	7	17	184 A	Canisius	5	4	234 A	Toledo	6	4				
				222 A	Northern Ill.	2	9	236 A	Ohio	5	6	234 A	Toledo	2	3				
				222 A	Northern Ill.	7	2	236 A	Ohio	1	3	236 A	Ohio	9	3				
				184 H	Canisius	1	3					236 A	Ohio	5	6				
				147 H	Miami (OH)	6	7					236 A	Ohio	1	3				

**Non-Div. I Games:**

Buffalo

147 H Miami (OH)	0	3
147 H Miami (OH)	0	6

RPI	S	Opponent	Score	
270	A	UT Martin	5	3
270	A	UT Martin	15	8
270	A	UT Martin	8	5
296	A	Mt. St. Mary's	2	0
296	A	Mt. St. Mary's	15	0

Buffalo

B  
u  
f  
f  
a  
l  
o

B  
u  
f  
f  
a  
l  
o

Average RPI Win: 189		WON-LOST	WINNING	LAST 15	STRENGTH OF		OPP. STRENGTH	TEAM	ADJ	CONF.	ADJ CONF.
Average RPI Loss: 160		RECORD	PCT. RANK	GAMES	SCHEDULE		OF SCHEDULE	RPI	RPI	RPI	RPI
DIV. I ONLY		10-24-0	.29412	270	4-9-0		155	265	254	.43895	258
DIV. I NON-CONF.		2-14-0	.125	293	0-1-0		140	275	283	.41044	283
TOTALS		RPI 1-25	RPI 26-50		W-L RECORDS		RPI 51-100		RPI 101-150		RPI 150+
10-24-0	0-0-0	0-0-0		OVERALL		1-7-0		0-4-0		9-13-0	
5-7-0	0-0-0	0-0-0		HOME		1-2-0		0-0-0		4-5-0	
3-15-0	0-0-0	0-0-0		AWAY		0-5-0		0-4-0		3-6-0	
2-2-0	0-0-0	0-0-0		NEUTRAL		0-0-0		0-0-0		2-2-0	
2-14-0	0-0-0	0-0-0		NON-CONFERENCE		0-5-0		0-4-0		2-5-0	
0-0-0	0-0-0	0-0-0		HOME		0-0-0		0-0-0		0-0-0	
0-12-0	0-0-0	0-0-		AWAY		0-5-0		0-4-0		0-3-0	
2-2-0	0-0-0	0-0-0		NEUTRAL		0-0-0		0-0-0		2-2-0	
8-10-0	0-0-0	0-0-0		CONFERENCE		1-2-0		0-0-0		7-8-0	
5-7-0	0-0-0	0-0-0		HOME		1-2-0		0-0-0		4-5-0	
3-3-0	0-0-0	0-0-0		AWAY		0-0-0		0-0-0		3-3-0	
0-0-0	0-0-0	0-0-0		NEUTRAL		0-0-0		0-0-0		0-0-0	
RPI S	Opponent	Score	RPI S	Opponent	Score	RPI S	Opponent	Score	RPI S	Opponent	Score
						71 H	Oral Roberts	1 <span>11</span>	129 A	Southern Ill.	1 <span>4</span>
						71 H	Oral Roberts	0 <span>6</span>	129 A	Southern Ill.	0 <span>9</span>
						71 H	Oral Roberts	9 <span>4</span>	129 A	Southern Ill.	0 <span>9</span>
						85 A	Arkansas	3 <span>9</span>	149 A	Bradley	3 <span>6</span>
						85 A	Arkansas	0 <span>3</span>	169 A	North Dakota St.	12 <span>8</span>
						85 A	Arkansas	2 <span>3</span>	169 A	North Dakota St.	3 <span>12</span>
						93 A	Missouri St.	3 <span>15</span>	169 A	North Dakota St.	0 <span>3</span>
						93 A	Missouri St.	4 <span>13</span>	169 H	North Dakota St.	9 <span>4</span>
									169 H	North Dakota St.	7 <span>6</span>
									169 H	North Dakota St.	1 <span>3</span>
									201 A	Omaha	1 <span>6</span>
									201 A	Omaha	10 <span>2</span>
									201 A	Omaha	3 <span>2</span>
									209 H	South Dakota St.	3 <span>2</span>
									209 H	South Dakota St.	3 <span>11</span>
									209 H	South Dakota St.	2 <span>0</span>
									213 A	Tennessee Tech	5 <span>6</span>
									213 A	Tennessee Tech	12 <span>13</span>
									213 A	Tennessee Tech	3 <span>6</span>
									226 H	IPFW	1 <span>9</span>
									226 H	IPFW	5 <span>11</span>
									226 H	IPFW	1 <span>8</span>
									247 N	Northern Ky.	4 <span>7</span>
									247 N	Northern Ky.	8 <span>6</span>
									247 N	Northern Ky.	4 <span>5</span>
									247 N	Northern Ky.	16 <span>11</span>
Non-Div. I Games:			Ill.-Springfield		5 <span>13</span>	St. Ambrose		9 <span>1</span>	Western Ill.		

226 H IPFW	1	9
71 H Oral Roberts	1	11

W  
e  
s  
t  
e  
r  
n  
I  
l  
l  
.

W  
e  
s  
t  
e  
r  
n  
I  
l  
l  
.

Brown

Through Games Of April 26, 2016

Average RPI Win:	220	WON-LOST RECORD	WINNING PCT. RANK	LAST 15 GAMES	STRENGTH OF SCHEDULE	OPP. STRENGTH OF SCHEDULE	TEAM RPI	ADJ RPI	CONF. RPI	ADJ CONF. RPI	
Average RPI Loss:	149										
DIV. I ONLY		12-23-0	.34286 247	5-10-0	232	227	259	.4377 259	25	25	
DIV. I NON-CONF.		6-13-0	.31579 247	0-3-0	166	175	217	.46316 217	23	23	
<hr/>											
TOTALS	RPI 1-25	RPI 26-50		W-L RECORDS	RPI 51-100		RPI 101-150		RPI 150+		
12-23-0	0-0-0	0-3-0		OVERALL	0-4-0		1-5-0		11-11-0		
5-8-0	0-0-0	0-1-0		HOME	0-0-0		0-3-0		5-4-0		
6-13-0	0-0-0	0-0-0		AWAY	0-4-0		1-2-0		5-7-0		
1-2-0	0-0-0	0-2-0		NEUTRAL	0-0-0		0-0-0		1-0-0		
<hr/>											
6-13-0	0-0-0	0-3-0		NON-CONFERENCE	0-4-0		1-3-0		5-3-0		
1-4-0	0-0-0	0-1-0		HOME	0-0-0		0-1-0		1-2-0		
4-7-0	0-0-0	0-0-		AWAY	0-4-0		1-2-0		3-1-0		
1-2-0	0-0-0	0-2-0		NEUTRAL	0-0-0		0-0-0		1-0-0		
<hr/>											
6-10-0	0-0-0	0-0-0		CONFERENCE	0-0-0		0-2-0		6-8-0		
4-4-0	0-0-0	0-0-0		HOME	0-0-0		0-2-0		4-2-0		
2-6-0	0-0-0	0-0-0		AWAY	0-0-0		0-0-0		2-6-0		
0-0-0	0-0-0	0-0-0		NEUTRAL	0-0-0		0-0-0		0-0-0		
<hr/>											
RPI S	Opponent	Score	RPI S	Opponent	Score	RPI S	Opponent	Score	RPI S	Opponent	Score
			35 H	Bryant	3 15	99 A	Marshall	2 3	101 H	Princeton	9 11
			38 N	Notre Dame	6 7	99 A	Marshall	0 14	101 H	Princeton	7 25
			48 N	Alabama	0 2	99 A	Marshall	2 7	118 A	UCF	0 2
						99 A	Marshall	0 2	118 A	UCF	4 6
									118 A	UCF	15 5
									136 H	Rhode Island	6 10
									176 A	Holy Cross	11 12
									176 A	Holy Cross	3 0
									176 H	Holy Cross	0 9
									176 H	Holy Cross	2 1
									181 H	UMass Lowell	8 9
									211 A	Columbia	3 7
									211 A	Columbia	2 10
									225 A	Penn	1 3
									225 A	Penn	8 5
									228 A	Harvard	6 0
									228 A	Harvard	0 6
									228 A	Harvard	1 2
									228 A	Harvard	3 4
									233 H	Dartmouth	3 4
									233 H	Dartmouth	4 2
									233 H	Dartmouth	0 15
									233 H	Dartmouth	2 0
									240 A	Siena	10 2
									240 A	Siena	7 5
									246 H	Cornell	7 6
									246 H	Cornell	4 2
<hr/>											
LAST 15 GAMES			35 H	Bryant	3 15	233 H	Dartmouth	0 15	233 H	Dartmouth	2 0
			228 A	Harvard	0 6	233 H	Dartmouth	3 4	240 A	Siena	10 2
			228 A	Harvard	6 0	233 H	Dartmouth	4 2	240 A	Siena	7 5
			228 A	Harvard	3 4				246 H	Cornell	7 6
			228 A	Harvard	1 2				246 H	Cornell	4 2

Non-Div. I Games:

Brown

181	H	UMass Lowell	8	9
233	H	Dartmouth	2	0

RPI	S	Opponent	Score	
281	N	Bucknell	2	0

Brown

B  
r  
o  
w  
n

B  
r  
o  
w  
n

[illegible]

**Non-Div. I Games:**

Lafayette

Lafayette

281	H	Bucknell	6	4
281	H	Bucknell	3	5

Through Games Of April 26, 2016

RPI	S	Opponent	Score
239	A	Army West Point	3 9
249	H	Fairleigh Dickinson	6 7
265	A	Lehigh	2 5
265	A	Lehigh	3 4
265	A	Lehigh	4 10
265	A	Lehigh	3 6
281	H	Bucknell	6 5
281	H	Bucknell	3 5
281	H	Bucknell	6 4
281	H	Bucknell	1 4

Lafayette

L  
a  
f  
a  
y  
e  
t  
t  
e

L  
a  
f  
a  
y  
e  
t  
t  
e



Average RPI Win:		209	WON-LOST RECORD		WINNING PCT. RANK		LAST 15 GAMES		STRENGTH OF SCHEDULE		OPP. STRENGTH OF SCHEDULE		TEAM RPI		ADJ RPI		CONF. RPI		ADJ CONF. RPI				
DIV. I ONLY			9-30-0		.23077	289	4-10-0		128		208		260		.43496		260	23		23			
DIV. I NON-CONF.			3-22-0		.12	294	0-5-0		92		151		270		.42757		269	24		24			
TOTALS		RPI 1-25		RPI 26-50				W-L RECORDS		RPI 51-100				RPI 101-150				RPI 150+					
9-30-0		0-1-0		0-2-0				OVERALL		1-13-0				0-1-0				8-13-0					
4-6-0		0-0-0		0-0-0				HOME		1-2-0				0-0-0				3-4-0					
2-17-0		0-1-0		0-1-0				AWAY		0-7-0				0-0-0				2-8-0					
3-7-0		0-0-0		0-1-0				NEUTRAL		0-4-0				0-1-0				3-1-0					
3-22-0		0-1-0		0-2-0				NON-CONFERENCE		0-11-0				0-1-0				3-7-0					
0-0-0		0-0-0		0-0-0				HOME		0-0-0				0-0-0				0-0-0					
0-15-0		0-1-0		0-0-				AWAY		0-7-0				0-0-0				0-6-0					
3-7-0		0-0-0		0-1-0				NEUTRAL		0-4-0				0-1-0				3-1-0					
6-8-0		0-0-0		0-0-0				CONFERENCE		1-2-0				0-0-0				5-6-0					
4-6-0		0-0-0		0-0-0				HOME		1-2-0				0-0-0				3-4-0					
2-2-0		0-0-0		0-0-0				AWAY		0-0-0				0-0-0				2-2-0					
0-0-0		0-0-0		0-0-0				NEUTRAL		0-0-0				0-0-0				0-0-0					
RPI	S	Opponent		Score		RPI	S	Opponent		Score		RPI	S	Opponent		Score		RPI	S	Opponent		Score	
25	A	Michigan		7	9	38	A	Notre Dame		6	7	52	N	St. Mary's (CA)		4	15	120	N	Saint Joseph's		2	5
						50	N	Boston College		3	9	55	N	Tennessee		1	20	156	A	Stetson		3	4
												75	A	Michigan St.		1	4	158	A	Grand Canyon		4	5
												75	N	Michigan St.		3	7	158	A	Grand Canyon		1	3
												81	H	Kent St.		13	10	165	H	Ball St.		2	4
												81	H	Kent St.		2	5	165	H	Ball St.		7	10
												81	H	Kent St.		5	17	165	H	Ball St.		7	3
												85	A	Arkansas		4	9	169	N	North Dakota St.		11	4
												85	A	Arkansas		3	4	171	A	Xavier		5	8
												85	A	Arkansas		1	6	171	A	Xavier		4	7
												87	N	Illinois		4	9	171	A	Xavier		0	5
												93	A	Missouri St.		1	9	222	A	Northern Ill.		6	9
												93	A	Missouri St.		1	7	222	A	Northern Ill.		2	3
												93	A	Missouri St.		0	2	222	A	Northern Ill.		7	6
																		234	H	Toledo		1	0
																		234	H	Toledo		14	2
																		234	H	Toledo		3	4
																		243	N	Illinois St.		7	13
																		245	N	Villanova		9	5
																		255	A	Bowling Green		10	5
																		255	H	Bowling Green		0	4
																		280	N	Butler		8	3
						LAST 15 GAMES																	
						234	H	Toledo		3	4	75	N	Michigan St.		3	7						
						234	H	Toledo		1	0	222	A	Northern Ill.		2	3						
						234	H	Toledo		14	2	222	A	Northern Ill.		7	6						
						38	A	Notre Dame		6	7												
						165	H	Ball St.		2	4												

Non-Div. I Games: Saginaw Valley 7 4

Central Mich.

165 H Ball St.	7	10
165 H Ball St.	7	3

C  
e  
n  
t  
r  
a  
l  
M  
i  
c  
h  
.

C  
e  
n  
t  
r  
a  
l  
M  
i  
c  
h  
.

Average RPI Win: 185		WON-LOST RECORD		WINNING PCT. RANK		LAST 15 GAMES		STRENGTH OF SCHEDULE		OPP. STRENGTH OF SCHEDULE		TEAM RPI		ADJ RPI		CONF. RPI		ADJ CONF. RPI	
DIV. I ONLY		7-31-0		.18421 297		3-12-0		111		190		262		.43479 262		7		7	
DIV. I NON-CONF.		5-18-0		.21739 278		1-4-0		223		231		279		.41959 279		7		7	
TOTALS		RPI 1-25		RPI 26-50		W-L RECORDS		RPI 51-100		RPI 101-150		RPI 150+							
7-31-0		0-2-0		0-3-0		OVERALL		2-10-0		0-5-0		5-11-0							
2-8-0		0-1-0		0-0-0		HOME		1-5-0		0-1-0		1-1-0							
3-20-0		0-1-0		0-3-0		AWAY		1-5-0		0-4-0		2-7-0							
2-3-0		0-0-0		0-0-0		NEUTRAL		0-0-0		0-0-0		2-3-0							
5-18-0		0-2-0		0-3-0		NON-CONFERENCE		0-0-0		0-2-0		5-11-0							
1-3-0		0-1-0		0-0-0		HOME		0-0-0		0-1-0		1-1-0							
2-12-0		0-1-0		0-0-		AWAY		0-0-0		0-1-0		2-7-0							
2-3-0		0-0-0		0-0-0		NEUTRAL		0-0-0		0-0-0		2-3-0							
2-13-0		0-0-0		0-0-0		CONFERENCE		2-10-0		0-3-0		0-0-0							
1-5-0		0-0-0		0-0-0		HOME		1-5-0		0-0-0		0-0-0							
1-8-0		0-0-0		0-0-0		AWAY		1-5-0		0-3-0		0-0-0							
0-0-0		0-0-0		0-0-0		NEUTRAL		0-0-0		0-0-0		0-0-0							
RPI	S	Opponent		Score		RPI	S	Opponent		Score		RPI	S	Opponent		Score			
2	H	Louisville		4	9	40	A	California		0	10	57	A	Maryland		0	6		
22	A	Georgia Tech		2	5	40	A	California		5	15	57	A	Maryland		7	1		
						40	A	California		0	4	57	A	Maryland		3	11		
												75	H	Michigan St.		3	5		
												75	H	Michigan St.		0	11		
												75	H	Michigan St.		5	2		
												82	H	Nebraska		5	9		
												82	H	Nebraska		8	9		
												82	H	Nebraska		6	11		
												91	A	Penn St.		6	7		
												91	A	Penn St.		1	3		
												91	A	Penn St.		2	7		
									</										

Non-Div. I Games:

Purdue

165	H	Ball St.	9	2
75	H	Michigan St.	5	2

P  
u  
r  
d  
u  
e

P  
u  
r  
d  
u  
e

Average RPI Win: 228		WON-LOST RECORD	WINNING PCT. RANK	LAST 15 GAMES	STRENGTH OF SCHEDULE	OPP. STRENGTH OF SCHEDULE	TEAM RPI	ADJ RPI		CONF. RPI	ADJ CONF. RPI	
Average RPI Loss: 209												
DIV. I ONLY		17-20-0	.45946 183	7-8-0	285	275	263	.43462	263	30	30	
DIV. I NON-CONF.		17-20-0	.45946 172	7-8-0	292	289	262	.43462	262	30	30	
<hr/>												
TOTALS		RPI 1-25		RPI 26-50		W-L RECORDS		RPI 51-100		RPI 101-150		RPI 150+
17-20-0		0-0-0		0-0-0		OVERALL		0-1-0		1-0-0		16-19-0
8-6-0		0-0-0		0-0-0		HOME		0-0-0		0-0-0		8-6-0
6-12-0		0-0-0		0-0-0		AWAY		0-0-0		0-0-0		6-11-0
3-2-0		0-0-0		0-0-0		NEUTRAL		0-1-0		1-0-0		2-1-0
17-20-0		0-0-0		0-0-0		NON-CONFERENCE		0-1-0		1-0-0		16-19-0
8-6-0		0-0-0		0-0-0		HOME		0-0-0		0-0-0		8-6-0
6-12-0		0-0-0		0-0-		AWAY		0-0-0		0-0-0		6-12-0
3-2-0		0-0-0		0-0-0		NEUTRAL		0-1-0		1-0-0		2-1-0
0-0-0		0-0-0		0-0-0		CONFERENCE		0-0-0		0-0-0		0-0-0
0-0-0		0-0-0		0-0-0		HOME		0-0-0		0-0-0		0-0-0
0-0-0		0-0-0		0-0-0		AWAY		0-0-0		0-0-0		0-0-0
0-0-0		0-0-0		0-0-0		NEUTRAL		0-0-0		0-0-0		0-0-0
RPI	S	Opponent	Score	RPI	S	Opponent	Score	RPI	S	Opponent	Score	

208	A	Manhattan	6	7
225	H	Penn	6	5

RPI	S	Opponent	Score	
265	A	Lehigh	5	10
267	A	Maine	5	8
267	A	Maine	9	4
267	A	Maine	4	2
267	A	Maine	1	4
272	A	LIU Brooklyn	4	3
300	N	Coppin St.	4	10
300	N	Coppin St.	14	7
300	N	Coppin St.	5	2

Average RPI Win:		147	WON-LOST RECORD		WINNING PCT. RANK		LAST 15 GAMES		STRENGTH OF SCHEDULE		OPP. STRENGTH OF SCHEDULE		TEAM RPI		ADJ RPI		CONF. RPI		ADJ CONF. RPI	
DIV. I ONLY			9-25-0		.26471 277		3-12-0		146		147		264		.43335 264		9		9	
DIV. I NON-CONF.			7-15-0		.31818 246		1-2-0		195		126		261		.43552 261		11		10	
TOTALS		RPI 1-25		RPI 26-50		W-L RECORDS		RPI 51-100		RPI 101-150		RPI 150+								
9-25-0		1-0-0		0-0-0		OVERALL		0-8-0		3-6-0		5-11-0								
6-13-0		1-0-0		0-0-0		HOME		0-1-0		2-4-0		3-8-0								
2-10-0		0-0-0		0-0-0		AWAY		0-7-0		1-1-0		1-2-0								
1-2-0		0-0-0		0-0-0		NEUTRAL		0-0-0		0-1-0		1-1-0								
7-15-0		1-0-0		0-0-0		NON-CONFERENCE		0-5-0		2-4-0		4-6-0								
5-8-0		1-0-0		0-0-0		HOME		0-1-0		1-2-0		3-5-0								
1-5-0		0-0-0		0-0-		AWAY		0-4-0		1-1-0		0-0-0								
1-2-0		0-0-0		0-0-0		NEUTRAL		0-0-0		0-1-0		1-1-0								
2-10-0		0-0-0		0-0-0		CONFERENCE		0-3-0		1-2-0		1-5-0								
1-5-0		0-0-0		0-0-0		HOME		0-0-0		1-2-0		0-3-0								
1-5-0		0-0-0		0-0-0		AWAY		0-3-0		0-0-0		1-2-0								
0-0-0		0-0-0		0-0-0		NEUTRAL		0-0-0		0-0-0		0-0-0								
RPI	S	Opponent		Score		RPI	S	Opponent		Score		RPI	S	Opponent		Score				
25	H	Michigan		4 3																
								52 A St. Mary's (CA)		6 7		107	H	UC Irvine		1 11				
								59 A Cal St. Fullerton		2 3		107	H	UC Irvine		4 6				
								59 A Cal St. Fullerton		0 10		107	H	UC Irvine		9 6				
								59 A Cal St. Fullerton		3 13		120	N	Saint Joseph's		8 10				
								89 A Arizona St.		3 4		133	H	San Francisco		1 2				
								89 A Arizona St.		5 6		133	H	San Francisco		15 3				
								89 A Arizona St.		2 3		141	A	Nevada		4 5				
								90 H Stanford		2 5		141	H	Nevada		1 3				
												145	A	Santa Clara		8 0				
												159	N	Utah Valley		2 0				
												159	N	Utah Valley		8 10				
												173	H	Air Force		8 9				
												173	H	Air Force		6 2				
												173	H	Air Force		2 5				
												179	H	Portland		0 12				
												179	H	Portland		4 7				
												179	H	Portland		6 9				
												179	H	Portland		4 3				
												185	H	Hawaii		5 6				
												185	H	Hawaii		2 7				
												185	H	Hawaii		0 5				
								LAST 15 GAMES				193	A	UC Riverside		13 12				
								141 A Nevada		4 5		193	A	UC Riverside		5 8				
								107 H UC Irvine		1 11		193	A	UC Riverside		3 5				
								107 H UC Irvine		4 6		209	H	South Dakota St.		5 4				
								107 H UC Irvine		9 6										
								52 A St. Mary's (CA)		6 7										

Non-Div. I Games:

UC Davis

59 A Cal St. Fullerton	3	13
59 A Cal St. Fullerton	2	3

U  
C  
D  
a  
v  
i  
s

U  
C  
D  
a  
v  
i  
s



L  
e  
h  
i  
g  
h

Lehigh

293	A	UMES	6	7
152	A	Navy	3	10

RPI	S	Opponent	Score	
260	H	Lafayette	6	3
263	H	NYIT	10	5
267	N	Maine	6	11
281	A	Bucknell	2	11
281	A	Bucknell	3	4
281	A	Bucknell	5	7
281	A	Bucknell	10	1
284	A	Norfolk St.	7	6
284	A	Norfolk St.	7	2
284	A	Norfolk St.	10	3
293	A	UMES	4	5
293	A	UMES	6	7
295	H	Saint Peter's	6	3
300	H	Coppin St.	10	4

Average RPI Win:		195	WON-LOST RECORD		WINNING PCT. RANK		LAST 15 GAMES		STRENGTH OF SCHEDULE		OPP. STRENGTH OF SCHEDULE		TEAM RPI		ADJ RPI		CONF. RPI		ADJ CONF. RPI	
DIV. I ONLY			5-33-0		.13158 299		2-12-0		94		182		266		.43231 266		21		21	
DIV. I NON-CONF.			3-17-0		.15 290		0-3-0		191		77		265		.43261 265		22		21	
TOTALS		RPI 1-25		RPI 26-50		W-L RECORDS		RPI 51-100		RPI 101-150		RPI 150+								
5-33-0		0-4-0		0-3-0		OVERALL		1-10-0		0-1-0		4-15-0								
1-8-0		0-0-0		0-0-0		HOME		0-3-0		0-0-0		1-5-0								
4-24-0		0-4-0		0-3-0		AWAY		1-6-0		0-1-0		3-10-0								
0-1-0		0-0-0		0-0-0		NEUTRAL		0-1-0		0-0-0		0-0-0								
3-17-0		0-4-0		0-0-0		NON-CONFERENCE		1-4-0		0-1-0		2-8-0								
0-0-0		0-0-0		0-0-0		HOME		0-0-0		0-0-0		0-0-0								
3-16-0		0-4-0		0-0-		AWAY		1-3-0		0-1-0		2-8-0								
0-1-0		0-0-0		0-0-0		NEUTRAL		0-1-0		0-0-0		0-0-0								
2-16-0		0-0-0		0-3-0		CONFERENCE		0-6-0		0-0-0		2-7-0								
1-8-0		0-0-0		0-0-0		HOME		0-3-0		0-0-0		1-5-0								
1-8-0		0-0-0		0-3-0		AWAY		0-3-0		0-0-0		1-2-0								
0-0-0		0-0-0		0-0-0		NEUTRAL		0-0-0		0-0-0		0-0-0								
RPI	S	Opponent		Score		RPI	S	Opponent		Score		RPI	S	Opponent		Score				
15	A	Vanderbilt		1	9	39	A	Southeast Mo. St.		1	15	66	H	Jacksonville St.		3	10			
18	A	Southern Miss.		4	6	39	A	Southeast Mo. St.		7	20	66	H	Jacksonville St.		3	4			
18	A	Southern Miss.		1	6	39	A	Southeast Mo. St.		11	12	66	H	Jacksonville St.		4	6			
18	A	Southern Miss.		1	18							67	A	Austin Peay		3	6			
												67	A	Austin Peay		3	5			
												67	A	Austin Peay		6	13			
												85	A	Arkansas		2	3			
												85	A	Arkansas		10	8			
												85	A	Arkansas		2	5			
												87	A	Illinois		7	9			
												87	N	Illinois		4	5			

Non-Div. I Games: Illinois Col. 7 6 Robert Morris-Peoria 14 0

Eastern Ill.

39 A Southeast Mo. St.	11	12
39 A Southeast Mo. St.	1	15

E  
a  
s  
t  
e  
r  
n  
I  
l  
l  
.

E  
a  
s  
t  
e  
r  
n  
I  
l  
l  
.

Average RPI Win: 197		WON-LOST	WINNING	LAST 15	STRENGTH OF		OPP. STRENGTH	TEAM	ADJ	CONF.	ADJ CONF.
Average RPI Loss: 162		RECORD	PCT. RANK	GAMES	SCHEDULE		OF SCHEDULE	RPI	RPI	RPI	RPI
DIV. I ONLY		10-27-0	.27027	275	5-8-0		165	259	267	.43187	267
DIV. I NON-CONF.		8-18-0	.30769	250	3-3-0		198	274	259	.44049	259
TOTALS		RPI 1-25	RPI 26-50		W-L RECORDS		RPI 51-100		RPI 101-150		RPI 150+
10-27-0		1-3-0	0-0-0		OVERALL		0-3-0		1-4-0		8-17-0
5-7-0		0-0-0	0-0-0		HOME		0-0-0		1-4-0		4-3-0
3-13-0		1-3-0	0-0-0		AWAY		0-2-0		0-0-0		2-6-0
2-7-0		0-0-0	0-0-0		NEUTRAL		0-0-0		0-0-0		2-7-0
8-18-0		1-3-0	0-0-0		NON-CONFERENCE		0-0-0		1-1-0		6-14-0
3-3-0		0-0-0	0-0-0		HOME		0-0-0		1-1-0		2-2-0
3-8-0		1-3-0	0-0-		AWAY		0-0-0		0-0-0		2-5-0
2-7-0		0-0-0	0-0-0		NEUTRAL		0-0-0		0-0-0		2-7-0
2-9-0		0-0-0	0-0-0		CONFERENCE		0-3-0		0-3-0		2-3-0
2-4-0		0-0-0	0-0-0		HOME		0-0-0		0-3-0		2-1-0
0-5-0		0-0-0	0-0-0		AWAY		0-3-0		0-0-0		0-2-0
0-0-0		0-0-0	0-0-0		NEUTRAL		0-0-0		0-0-0		0-0-0
RPI S	Opponent	Score	RPI S	Opponent	Score	RPI S	Opponent	Score	RPI S	Opponent	Score
5 A	Miami (FL)	2 6				74 A	Hartford	5 6	132 H	Binghamton	1 8
11 A	Clemson	2 19				74 A	Hartford	4 11	132 H	Binghamton	1 6
11 A	Clemson	4 3				74 A	Hartford	1 4	132 H	Binghamton	0 2
11 A	Clemson	4 9							136 H	Rhode Island	4 6
									136 H	Rhode Island	1 0
									156 A	Stetson	6 7
									156 A	Stetson	4 6
									156 A	Stetson	1 5
									166 A	Stony Brook	1 2
									166 A	Stony Brook	0 11
									169 N	North Dakota St.	3 4
									175 A	New Mexico St.	13 3
									175 A	New Mexico St.	2 3
									175 A	New Mexico St.	3 1
									175 A	New Mexico St.	3 7
									206 H	UMBC	7 5
									206 H	UMBC	6 3
									206 H	UMBC	1 3
									232 N	St. Bonaventure	3 4
									232 N	St. Bonaventure	2 9
									233 N	Dartmouth	2 4
									263 H	NYIT	4 9
									263 H	NYIT	2 4
									263 H	NYIT	8 5
									263 H	NYIT	4 1
									265 N	Lehigh	11 6
									272 N	LIU Brooklyn	3 2

Non-Div. I Games: Thomas (ME) 8 4 Me.-Presque Isle 11 0

Maine

206	H	UMBC	7	5
206	H	UMBC	1	3

RPI	S	Opponent	Score	
279	N	Massachusetts	3	5
279	N	Massachusetts	1	10
281	N	Bucknell	3	6

Maine

M  
a  
i  
n  
e

M  
a  
i  
n  
e

Average RPI Win:	256	WON-LOST	WINNING	LAST 15	STRENGTH OF	OPP. STRENGTH	TEAM	ADJ	CONF.	ADJ CONF.	
Average RPI Loss:	133	RECORD	PCT. RANK	GAMES	SCHEDULE	OF SCHEDULE	RPI	RPI	RPI	RPI	
DIV. I ONLY	16-24-0	.4	217	4-11-0	267	203	268	.43124	268	24	24
DIV. I NON-CONF.	8-20-0	.28571	258	0-7-0	275	180	290	.39208	290	27	27
<hr/>											
TOTALS	RPI 1-25	RPI 26-50		W-L RECORDS		RPI 51-100		RPI 101-150		RPI 150+	
16-24-0	0-0-0	0-5-0		OVERALL		0-5-0		1-5-0		15-9-0	
11-6-0	0-0-0	0-1-0		HOME		0-0-0		1-2-0		10-3-0	
4-8-0	0-0-0	0-0-0		AWAY		0-4-0		0-0-0		4-4-0	
1-10-0	0-0-0	0-4-0		NEUTRAL		0-1-0		0-3-0		1-2-0	
<hr/>											
8-20-0	0-0-0	0-5-0		NON-CONFERENCE		0-5-0		0-3-0		8-7-0	
7-4-0	0-0-0	0-1-0		HOME		0-0-0		0-0-0		7-3-0	
0-6-0	0-0-0	0-0-		AWAY		0-4-0		0-0-0		0-2-0	
1-10-0	0-0-0	0-4-0		NEUTRAL		0-1-0		0-3-0		1-2-0	
<hr/>											
8-4-0	0-0-0	0-0-0		CONFERENCE		0-0-0		1-2-0		7-2-0	
4-2-0	0-0-0	0-0-0		HOME		0-0-0		1-2-0		3-0-0	
4-2-0	0-0-0	0-0-0		AWAY		0-0-0		0-0-0		4-2-0	
0-0-0	0-0-0	0-0-0		NEUTRAL		0-0-0		0-0-0		0-0-0	
<hr/>											
RPI S	Opponent	Score	RPI S	Opponent	Score	RPI S	Opponent	Score	RPI S	Opponent	Score
			39 H	Southeast Mo. St.	3 10	87 A	Illinois	4 6	113 N	Morehead St.	1 4
			45 N	BYU	3 11	87 A	Illinois	1 3	120 H	Saint Joseph's	2 3
			45 N	BYU	7 11	87 A	Illinois	2 6	120 H	Saint Joseph's	22 6
			45 N	BYU	7 21	93 A	Missouri St.	4 15	120 H	Saint Joseph's	2 3
			45 N	BYU	0 5	96 N	Missouri	3 5	124 N	Arkansas St.	4 5
									124 N	Arkansas St.	2 9
									161 A	Richmond	2 4
									161 A	Richmond	13 7
									161 A	Richmond	3 5
									191 A	Kansas	3 5
									201 N	Omaha	2 16
									207 H	Murray St.	1 9
									238 A	SIUE	8 9
									238 H	SIUE	1 6
									243 H	Illinois St.	5 4
									252 N	North Dakota	2 7
									256 A	Dayton	5 1
									256 A	Dayton	7 2
									256 A	Dayton	5 3
									262 N	Purdue	3 2
									266 H	Eastern Ill.	2 0
									280 H	Butler	9 4
									280 H	Butler	6 8
									280 H	Butler	13 12
									283 H	George Mason	15 6
									283 H	George Mason	15 0
									283 H	George Mason	3 2
								</			

Non-Div. I Games: Rockhurst 2 1

Saint Louis

87	A	Illinois	1	3
87	A	Illinois	4	6

RPI	S	Opponent	Score	
291	H	Chicago St.	7	1
291	H	Chicago St.	7	0
291	H	Chicago St.	8	2

S  
a  
i  
n  
t  
L  
o  
u  
i  
s

S  
a  
i  
n  
t  
L  
o  
u  
i  
s

Saint Louis



Average RPI Win:		204	WON-LOST RECORD		WINNING PCT. RANK		LAST 15 GAMES		STRENGTH OF SCHEDULE		OPP. STRENGTH OF SCHEDULE		TEAM RPI	ADJ RPI		CONF. RPI	ADJ CONF. RPI		
Average RPI Loss:		130																	
DIV. I ONLY			11-29-0		.275	274	5-10-0		178		200		269	.43087	269	12	12		
DIV. I NON-CONF.			6-15-0		.28571	258	1-1-0		235		235		280	.41844	280	12	12		
TOTALS		RPI 1-25		RPI 26-50		W-L RECORDS		RPI 51-100		RPI 101-150		RPI 150+							
11-29-0		0-0-0		0-4-0		OVERALL		1-9-0		3-5-0		7-11-0							
8-9-0		0-0-0		0-0-0		HOME		1-5-0		1-0-0		6-4-0							
3-17-0		0-0-0		0-3-0		AWAY		0-3-0		2-5-0		1-6-0							
0-3-0		0-0-0		0-1-0		NEUTRAL		0-1-0		0-0-0		0-1-0							
6-15-0		0-0-0		0-4-0		NON-CONFERENCE		0-1-0		2-3-0		4-7-0							
5-2-0		0-0-0		0-0-0		HOME		0-0-0		1-0-0		4-2-0							
1-10-0		0-0-0		0-0-		AWAY		0-0-0		1-3-0		0-4-0							
0-3-0		0-0-0		0-1-0		NEUTRAL		0-1-0		0-0-0		0-1-0							
5-14-0		0-0-0		0-0-0		CONFERENCE		1-8-0		1-2-0		3-4-0							
3-7-0		0-0-0		0-0-0		HOME		1-5-0		0-0-0		2-2-0							
2-7-0		0-0-0		0-0-0		AWAY		0-3-0		1-2-0		1-2-0							
0-0-0		0-0-0		0-0-0		NEUTRAL		0-0-0		0-0-0		0-0-0							
RPI	S	Opponent		Score	RPI	S	Opponent		Score	RPI	S	Opponent		Score					
					27	A	Oklahoma St.		1 7	51	N	Gonzaga		5 8	109	A	UT Arlington	0 13	
					27	A	Oklahoma St.		2 3	58	A	Southeastern La.		0 11	109	A	UT Arlington	3 9	
					38	N	Notre Dame		2 13	58	A	Southeastern La.		2 4	109	A	UT Arlington	2 10	
					47	A	Dallas Baptist		1 17	58	A	Southeastern La.		0 9	138	A	UTSA	5 2	
										76	H	McNeese St.		0 4	142	A	SFA	1 11	
										76	H	McNeese St.		8 7	142	A	SFA	14 4	
										76	H	McNeese St.		0 1	142	A	SFA	1 7	
										84	H	Sam Houston St.		3 23	149	H	Bradley	6 2	
										84	H	Sam Houston St.		3 12	157	A	Texas St.	4 5	
										84	H	Sam Houston St.		2 8	157	A	Texas St.	0 4	
															157	A	Texas St.	5 22	
															182	A	Houston Baptist	0 2	
															182	A	Houston Baptist	3 2	
															182	A	Houston Baptist	1 3	
															214	H	Nicholls St.	7 5	
															214	H	Nicholls St.	3 8	
															214	H	Nicholls St.	4 8	
															231	H	A&M-Corpus Christi	5 4	
															272	H	LIU Brooklyn	8 2	
															272	H	LIU Brooklyn	7 10	
															272	H	LIU Brooklyn	7 4	
															275	A	UTRGV	3 4	
															275	H	UTRGV	6 5	
															288	N	Texas Southern	1 3	
															297	H	Prairie View	12 2	
															297	H	Prairie View	1 5	
					LAST 15 GAMES														
					142	A	SFA		14 4	138	A	UTSA		5 2					
					142	A	SFA		1 11	214	H	Nicholls St.		3 8					
					142	A	SFA		1 7	214	H	Nicholls St.		7 5					
					84	H	Sam Houston St.		2 8										
					84	H	Sam Houston St.		3 23										

Non-Div. I Games:

Incarnate Word

84 H Sam Houston St.	3	12
231 H A&M-Corpus Christi	5	4

I  
n  
c  
a  
r  
n  
a  
t  
e  
W  
o  
r  
d

I  
n  
c  
a  
r  
n  
a  
t  
e  
W  
o  
r  
d

Average RPI Win:		245	WON-LOST RECORD		WINNING PCT. RANK	LAST 15 GAMES	STRENGTH OF SCHEDULE		OPP. STRENGTH OF SCHEDULE	TEAM RPI	ADJ RPI	CONF. RPI	ADJ CONF. RPI				
Average RPI Loss:		170															
DIV. I ONLY			12-26-0		.31579	264	5-9-0		171	286	270	.43071	270	21	21		
DIV. I NON-CONF.			8-12-0		.4	208	3-2-0		248	298	266	.42959	266	22	21		
TOTALS		RPI 1-25		RPI 26-50		W-L RECORDS		RPI 51-100		RPI 101-150		RPI 150+					
12-26-0		0-3-0		0-3-0		OVERALL		0-1-0		1-2-0		11-17-0					
8-12-0		0-0-0		0-3-0		HOME		0-1-0		0-0-0		8-8-0					
4-14-0		0-3-0		0-0-0		AWAY		0-0-0		1-2-0		3-9-0					
0-0-0		0-0-0		0-0-0		NEUTRAL		0-0-0		0-0-0		0-0-0					
8-12-0		0-3-0		0-0-0		NON-CONFERENCE		0-1-0		0-0-0		8-8-0					
5-6-0		0-0-0		0-0-0		HOME		0-1-0		0-0-0		5-5-0					
3-6-0		0-3-0		0-0-		AWAY		0-0-0		0-0-0		3-3-0					
0-0-0		0-0-0		0-0-0		NEUTRAL		0-0-0		0-0-0		0-0-0					
4-14-0		0-0-0		0-3-0		CONFERENCE		0-0-0		1-2-0		3-9-0					
3-6-0		0-0-0		0-3-0		HOME		0-0-0		0-0-0		3-3-0					
1-8-0		0-0-0		0-0-0		AWAY		0-0-0		1-2-0		0-6-0					
0-0-0		0-0-0		0-0-0		NEUTRAL		0-0-0		0-0-0		0-0-0					
RPI	S	Opponent		Score		RPI	S	Opponent		Score		RPI	S	Opponent		Score	
7	A	Ole Miss		2	8	39	H	Southeast Mo. St.		6	19	88	H	Evansville		9	29
12	A	Mississippi St.		0	14	39	H	Southeast Mo. St.		2	26						
15	A	Vanderbilt		6	11	39	H	Southeast Mo. St.		6	15						

Non-Div. I Games: Union (TN) 10 3

UT Martin

113 A Morehead St.	4	10
215 H Eastern Ky.	1	16

RPI	S	Opponent	Score	
289	H	Jackson St.	11	8
289	H	Jackson St.	13	3
289	H	Jackson St.	10	4
298	A	Alabama A&M	9	2

UT Martin

U  
T  
M  
a  
r  
t  
i  
n

U  
T  
M  
a  
r  
t  
i  
n

Average RPI Win: 241		WON-LOST	WINNING	LAST 15	STRENGTH OF		OPP. STRENGTH	TEAM	ADJ		CONF.	ADJ CONF.
Average RPI Loss: 197		RECORD	PCT. RANK	GAMES	SCHEDULE		OF SCHEDULE	RPI	RPI		RPI	RPI
DIV. I ONLY		20-23-0	.46512	178	7-7-0		287	247	271	.43006	271	31
DIV. I NON-CONF.		11-12-0	.47826	158	4-3-0		268	232	251	.44556	251	32
TOTALS		RPI 1-25	RPI 26-50		W-L RECORDS		RPI 51-100		RPI 101-150		RPI 150+	
20-23-0		0-0-0	0-0-0		OVERALL		1-1-0		2-3-0		17-19-0	
14-10-0		0-0-0	0-0-0		HOME		1-0-0		1-3-0		12-7-0	
6-13-0		0-0-0	0-0-0		AWAY		0-1-0		1-0-0		5-12-0	
0-0-0		0-0-0	0-0-0		NEUTRAL		0-0-0		0-0-0		0-0-0	
11-12-0		0-0-0	0-0-0		NON-CONFERENCE		1-1-0		2-3-0		8-8-0	
8-6-0		0-0-0	0-0-0		HOME		1-0-0		1-3-0		6-3-0	
3-6-0		0-0-0	0-0-		AWAY		0-1-0		1-0-0		2-5-0	
0-0-0		0-0-0	0-0-0		NEUTRAL		0-0-0		0-0-0		0-0-0	
9-11-0		0-0-0	0-0-0		CONFERENCE		0-0-0		0-0-0		9-11-0	
6-4-0		0-0-0	0-0-0		HOME		0-0-0		0-0-0		6-4-0	
3-7-0		0-0-0	0-0-0		AWAY		0-0-0		0-0-0		3-7-0	
0-0-0		0-0-0	0-0-0		NEUTRAL		0-0-0		0-0-0		0-0-0	
RPI S	Opponent	Score	RPI S	Opponent	Score	RPI S	Opponent	Score	RPI S	Opponent	Score	
						54 H	High Point	14 1	113 H	Morehead St.	1 4	
						61 A	Duke	0 3	113 H	Morehead St.	4 24	
									113 H	Morehead St.	2 4	
									146 A	Longwood	7 4	
									146 H	Longwood	5 3	
									163 H	Campbell	11 15	
									167 A	Florida A&M	4 6	
									167 A	Florida A&M	3 6	
									167 A	Florida A&M	4 16	
									172 A	Presbyterian	6 15	
									198 A	Elon	4 9	
									199 A	Bethune-Cookman	4 5	
									199 A	Bethune-Cookman	1 2	
									199 A	Bethune-Cookman	2 3	
									199 H	Bethune-Cookman	4 13	
									199 H	Bethune-Cookman	4 3	
									199 H	Bethune-Cookman	3 11	
									223 H	Niagara	13 10	
									223 H	Niagara	10 6	
									223 H	Niagara	7 3	
									223 H	Niagara	11 12	
									244 H	NJIT	8 4	
									244 H	NJIT	4 5	
									244 H	NJIT	6 5	
									248 A	Charleston So.	6 9	
									251 A	Appalachian St.	1 12	
									251 H	Appalachian St.	4 1	
LAST 15 GAMES												
						198 A	Elon	4 9	286 H	N.C. A&T	8 0	
						199 A	Bethune-Cookman	4 5	61 A	Duke	0 3	
						199 A	Bethune-Cookman	2 3	285 A	UNC Asheville	6 2	
						199 A	Bethune-Cookman	1 2				
						146 H	Longwood	5 3				

Non-Div. I Games: Virginia St. 14 4

N.C. Central

286	H	N.C. A&T	8	4
286	H	N.C. A&T	4	3

RPI	S	Opponent	Score	
284	A	Norfolk St.	6	3
284	H	Norfolk St.	9	13
285	A	UNC Asheville	5	2
285	A	UNC Asheville	5	6
285	A	UNC Asheville	6	2
286	A	N.C. A&T	2	15
286	A	N.C. A&T	7	4
286	A	N.C. A&T	8	6
286	H	N.C. A&T	8	4
286	H	N.C. A&T	8	0
286	H	N.C. A&T	4	3
287	H	Savannah St.	9	5
287	H	Savannah St.	2	4
287	H	Savannah St.	2	1

Average RPI Win:	258	WON-LOST	WINNING	LAST 15	STRENGTH OF	OPP. STRENGTH	TEAM	ADJ	CONF.	ADJ CONF.			
Average RPI Loss:	158	RECORD	PCT. RANK	GAMES	SCHEDULE	OF SCHEDULE	RPI	RPI	RPI	RPI			
DIV. I ONLY		11-25-0	.30556	267	6-9-0	246	257	272	.42964	272	28	28	
DIV. I NON-CONF.		6-16-0	.27273	263	1-4-0	269	245	272	.42613	272	28	28	
<hr/>													
TOTALS	RPI 1-25	RPI 26-50		W-L RECORDS		RPI 51-100		RPI 101-150		RPI 150+			
11-25-0	0-0-0	0-5-0		OVERALL		0-0-0		1-9-0		10-11-0			
4-7-0	0-0-0	0-0-0		HOME		0-0-0		0-4-0		4-3-0			
7-17-0	0-0-0	0-5-0		AWAY		0-0-0		1-5-0		6-7-0			
0-1-0	0-0-0	0-0-0		NEUTRAL		0-0-0		0-0-0		0-1-0			
6-16-0	0-0-0	0-3-0		NON-CONFERENCE		0-0-0		1-5-0		5-8-0			
0-3-0	0-0-0	0-0-0		HOME		0-0-0		0-0-0		0-3-0			
6-12-0	0-0-0	0-0-		AWAY		0-0-0		1-5-0		5-4-0			
0-1-0	0-0-0	0-0-0		NEUTRAL		0-0-0		0-0-0		0-1-0			
5-9-0	0-0-0	0-2-0		CONFERENCE		0-0-0		0-4-0		5-3-0			
4-4-0	0-0-0	0-0-0		HOME		0-0-0		0-4-0		4-0-0			
1-5-0	0-0-0	0-2-0		AWAY		0-0-0		0-0-0		1-3-0			
0-0-0	0-0-0	0-0-0		NEUTRAL		0-0-0		0-0-0		0-0-0			
RPI	S	Opponent	Score	RPI	S	Opponent	Score	RPI	S	Opponent	Score		
				34	A	Fla. Atlantic	3 4			106	A	Seton Hall	0 10
				34	A	Fla. Atlantic	2 17			106	A	Seton Hall	6 3
				34	A	Fla. Atlantic	1 5			106	A	Seton Hall	1 6
				35	A	Bryant	1 3			118	A	UCF	2 5
				35	A	Bryant	1 5			118	A	UCF	3 4
										118	A	UCF	7 12
										135	H	Sacred Heart	0 11
										135	H	Sacred Heart	2 5
										135	H	Sacred Heart	0 5
										135	H	Sacred Heart	0 8
										166	H	Stony Brook	1 8
										216	A	Central Conn. St.	1 3
										216	A	Central Conn. St.	4 13
										216	A	Central Conn. St.	1 4
										216	A	Central Conn. St.	2 0
										227	H	Hofstra	6 12
										263	H	NYIT	3 4
										267	N	Maine	2 3
										269	A	Incarnate Word	4 7
										269	A	Incarnate Word	10 7
										269	A	Incarnate Word	2 8
										276	H	Wagner	5 2
										276	H	Wagner	9 1
										276	H	Wagner	5 3
										276	H	Wagner	4 1
										283	A	George Mason	8 9
										283	A	George Mason	10 7
LAST 15 GAMES													
				216	A	Central Conn. St.	4 13	106	A	Seton Hall	0 10		
				216	A	Central Conn. St.	1 4	166	H	Stony Brook	1 8		
				216	A	Central Conn. St.	1 3	276	H	Wagner	4 1		
				216	A	Central Conn. St.	2 0						
				227	H	Hofstra	6 12						

Non-Div. I Games:




LIU Brooklyn

106	A	Seton Hall	6	3
106	A	Seton Hall	1	6

RPI	S	Opponent	Score	
283	A	George Mason	11	2
287	A	Savannah St.	4	3
287	A	Savannah St.	2	3
287	A	Savannah St.	11	3



**Non-Div. I Games:**

 Tie,  Loss,  Non-Conf, S Site, H Home, A Away, N Neutral Page 545

217 A Quinnipiac	3	4
217 A Quinnipiac	0	2

RPI	S	Opponent	Score	
285	A	UNC Asheville	6	5
285	A	UNC Asheville	10	9
286	A	N.C. A&T	13	14
286	A	N.C. A&T	5	12
286	A	N.C. A&T	7	3

Iona

I  
o  
n  
a

I  
o  
n  
a

Average RPI Win: 220		WON-LOST RECORD	WINNING PCT. RANK		LAST 15 GAMES	STRENGTH OF SCHEDULE	OPP. STRENGTH OF SCHEDULE	TEAM RPI	ADJ RPI		CONF. RPI	ADJ CONF. RPI
Average RPI Loss: 142												
DIV. I ONLY		16-24-0	.4	217	4-11-0	275	144	274	.42719	274	14	14
DIV. I NON-CONF.		13-15-0	.46429	169	2-5-0	298	174	284	.40877	284	16	16
<hr/>												
TOTALS		RPI 1-25		RPI 26-50		W-L RECORDS		RPI 51-100		RPI 101-150		RPI 150+
16-24-0		0-0-0		0-6-0		OVERALL		1-3-0		1-5-0		14-10-0
12-13-0		0-0-0		0-0-0		HOME		1-3-0		0-3-0		11-7-0
4-11-0		0-0-0		0-6-0		AWAY		0-0-0		1-2-0		3-3-0
0-0-0		0-0-0		0-0-0		NEUTRAL		0-0-0		0-0-0		0-0-0
13-15-0		0-0-0		0-3-0		NON-CONFERENCE		1-3-0		0-0-0		12-9-0
10-9-0		0-0-0		0-0-0		HOME		1-3-0		0-0-0		9-6-0
3-6-0		0-0-0		0-0-		AWAY		0-0-0		0-0-0		3-3-0
0-0-0		0-0-0		0-0-0		NEUTRAL		0-0-0		0-0-0		0-0-0
3-9-0		0-0-0		0-3-0		CONFERENCE		0-0-0		1-5-0		2-1-0
2-4-0		0-0-0		0-0-0		HOME		0-0-0		0-3-0		2-1-0
1-5-0		0-0-0		0-3-0		AWAY		0-0-0		1-2-0		0-0-0
0-0-0		0-0-0		0-0-0		NEUTRAL		0-0-0		0-0-0		0-0-0
RPI	S	Opponent	Score	RPI	S	Opponent	Score	RPI	S	Opponent	Score	
				29	A	UNCW	5 15	55	H	Tennessee	2 11	105 H Mercer 8 9
				29	A	UNCW	7 17	95	H	FGCU	6 4	105 H Mercer 5 7
				29	A	UNCW	11 16	95	H	FGCU	10 11	105 H Mercer 9 12
				42	A	UNCG	5 6	95	H	FGCU	4 7	114 A Western Caro. 9 15
				42	A	UNCG	6 13					114 A Western Caro. 11 12
				42	A	UNCG	7 9					114 A Western Caro. 14 8
												151 H Furman 13 9
												151 H Furman 5 6
												151 H Furman 6 3
												164 A Winthrop 7 5
												192 A Virginia Tech 0 11
												211 A Radford 5 6
												211 H Radford 6 5
												215 A Eastern Ky. 17 8
												247 H Northern Ky. 12 21
												247 H Northern Ky. 7 6
												247 H Northern Ky. 2 3
												255 H Bowling Green 1 7
												255 H Bowling Green 12 1
												262 H Purdue 6 19
												262 H Purdue 4 2
												262 H Purdue 9 8
												262 H Purdue 8 2
				211	A	Radford	5 6	29	A	UNCW	5 15	262 H Purdue 6 3
				42	A	UNCG	7 9	285	A	UNC Asheville	5 7	277 H La Salle 4 6
				42	A	UNCG	6 13	105	H	Mercer	8 9	277 H La Salle 4 9
				42	A	UNCG	5 6					277 H La Salle 5 9
				215	A	Eastern Ky.	17 8					285 A UNC Asheville 5 7

Non-Div. I Games:

ETSU

29	A	UNCW	11	16
29	A	UNCW	7	17

RPI	S	Opponent	Score	
285	H	UNC Asheville	9	1
286	A	N.C. A&T	17	5
286	H	N.C. A&T	15	5

ETSU

E  
T  
S  
U

E  
T  
S  
U

UTRGV

Average RPI Win: 232		WON-LOST	WINNING	LAST 15	STRENGTH OF		OPP. STRENGTH	TEAM	ADJ	CONF.	ADJ CONF.	
Average RPI Loss: 172		RECORD	PCT. RANK	GAMES	SCHEDULE		OF SCHEDULE	RPI	RPI	RPI	RPI	
DIV. I ONLY		15-18-0	.45455	189	8-7-0		286	225	275	.42662	275	
DIV. I NON-CONF.		8-13-0	.38095	221	1-2-0		287	190	281	.41673	281	
TOTALS		RPI 1-25	RPI 26-50		W-L RECORDS		RPI 51-100		RPI 101-150		RPI 150+	
15-18-0	0-1-0	1-2-0		OVERALL		0-0-0		1-3-0		13-12-0		
12-7-0	0-0-0	0-0-0		HOME		0-0-0		1-2-0		11-5-0		
3-11-0	0-1-0	1-2-0		AWAY		0-0-0		0-1-0		2-7-0		
0-0-0	0-0-0	0-0-0		NEUTRAL		0-0-0		0-0-0		0-0-0		
8-13-0	0-1-0	1-2-0		NON-CONFERENCE		0-0-0		0-1-0		7-9-0		
7-3-0	0-0-0	0-0-0		HOME		0-0-0		0-0-0		7-3-0		
1-10-0	0-1-0	1-0-		AWAY		0-0-0		0-1-0		0-6-0		
0-0-0	0-0-0	0-0-0		NEUTRAL		0-0-0		0-0-0		0-0-0		
7-5-0	0-0-0	0-0-0		CONFERENCE		0-0-0		1-2-0		6-3-0		
5-4-0	0-0-0	0-0-0		HOME		0-0-0		1-2-0		4-2-0		
2-1-0	0-0-0	0-0-0		AWAY		0-0-0		0-0-0		2-1-0		
0-0-0	0-0-0	0-0-0		NEUTRAL		0-0-0		0-0-0		0-0-0		
RPI S	Opponent	Score		RPI S	Opponent	Score		RPI S	Opponent	Score		
19 A	TCU	0	13	44 A	Lamar	1	4	102 A	Texas	5	7	
				44 A	Lamar	1	4	139 H	Sacramento St.	3	12	
				44 A	Lamar	7	3	139 H	Sacramento St.	3	2	
								139 H	Sacramento St.	3	5	
								157 H	Texas St.	4	3	
								175 H	New Mexico St.	9	3	
								175 H	New Mexico St.	3	7	
								175 H	New Mexico St.	3	12	
								182 H	Houston Baptist	2	6	
								188 H	Washington St.	3	1	
								205 A	Abilene Christian	1	3	
								205 A	Abilene Christian	2	7	
								205 A	Abilene Christian	2	5	
								205 A	Abilene Christian	5	6	
								231 A	A&M-Corpus Christi	4	5	
								231 H	A&M-Corpus Christi	2	9	
								231 H	A&M-Corpus Christi	3	6	
								252 H	North Dakota	12	2	
								252 H	North Dakota	8	4	
								252 H	North Dakota	2	1	
								269 A	Incarnate Word	5	6	
								269 H	Incarnate Word	4	3	
								289 H	Jackson St.	11	4	
								289 H	Jackson St.	10	4	
								291 A	Chicago St.	7	1	
								291 A	Chicago St.	7	12	
								291 A	Chicago St.	9	2	
Non-Div. I Games:				Arlington Baptist	11	1	Arlington Baptist	5	0	Arlington Baptist	13	0

UTRGV

252	H	North Dakota	8	4
252	H	North Dakota	12	2

RPI	S	Opponent	Score	
297	H	Prairie View	7	6
297	H	Prairie View	11	9

UTRGV

U  
T  
R  
G  
V

U  
T  
R  
G  
V

W  
a  
g  
n  
e  
r

Wagner

35 A Bryant	1	5
35 A Bryant	2	3

W  
a  
g  
n  
e  
r

W  
a  
g  
n  
e  
r



L  
a  
s  
a  
l  
l  
e

La Salle

225	A	Penn	3	7
86	H	VCU	1	2

RPI	S	Opponent	Score	
274	A	ETSU	9	4
274	A	ETSU	3	6
279	A	Massachusetts	2	8
279	A	Massachusetts	5	3
279	A	Massachusetts	3	8
281	A	Bucknell	7	5
290	A	Delaware St.	4	2
290	H	Delaware St.	6	5
295	H	Saint Peter's	3	7
295	H	Saint Peter's	1	0

Average RPI Win:	286	WON-LOST RECORD	WINNING PCT. RANK	LAST 15 GAMES	STRENGTH OF SCHEDULE	OPP. STRENGTH OF SCHEDULE	TEAM RPI	ADJ RPI	CONF. RPI	ADJ CONF. RPI						
Average RPI Loss:	161															
DIV. I ONLY		17-21-0	.44737	195	11-4-0	288	288	278	.42427	278	32	32				
DIV. I NON-CONF.		0-16-0	0	296	0-2-0	165	75	296	.3772	296	31	31				
<hr/>																
TOTALS	RPI 1-25	RPI 26-50		W-L RECORDS		RPI 51-100		RPI 101-150		RPI 150+						
17-21-0	0-1-0	0-3-0		OVERALL		0-1-0		0-5-0		17-11-0						
11-7-0	0-0-0	0-3-0		HOME		0-0-0		0-0-0		11-4-0						
6-14-0	0-1-0	0-0-0		AWAY		0-1-0		0-4-0		6-7-0						
0-0-0	0-0-0	0-0-0		NEUTRAL		0-0-0		0-0-0		0-0-0						
<hr/>																
0-16-0	0-1-0	0-3-0		NON-CONFERENCE		0-1-0		0-5-0		0-6-0						
0-6-0	0-0-0	0-3-0		HOME		0-0-0		0-0-0		0-3-0						
0-10-0	0-1-0	0-0-		AWAY		0-1-0		0-5-0		0-3-0						
0-0-0	0-0-0	0-0-0		NEUTRAL		0-0-0		0-0-0		0-0-0						
<hr/>																
17-5-0	0-0-0	0-0-0		CONFERENCE		0-0-0		0-0-0		17-5-0						
11-1-0	0-0-0	0-0-0		HOME		0-0-0		0-0-0		11-1-0						
6-4-0	0-0-0	0-0-0		AWAY		0-0-0		0-0-0		6-4-0						
0-0-0	0-0-0	0-0-0		NEUTRAL		0-0-0		0-0-0		0-0-0						
<hr/>																
RPI	S	Opponent	Score		RPI	S	Opponent	Score		RPI	S	Opponent	Score			
19	A	TCU	3	17	39	H	Southeast Mo. St.	0	10	96	A	Missouri	0	2		
					39	H	Southeast Mo. St.	2	8			110	A	Little Rock	2	7
					39	H	Southeast Mo. St.	2	9			124	A	Arkansas St.	3	8
												150	A	Kansas St.	8	13
												150	A	Kansas St.	9	15
												150	A	Kansas St.	8	18
												169	H	North Dakota St.	0	2
												169	H	North Dakota St.	7	8
												169	H	North Dakota St.	4	7
												170	A	Central Ark.	0	4
												170	A	Central Ark.	3	4
												221	A	Memphis	5	6
												224	H	Grambling	12	4
												224	H	Grambling	8	7
												224	H	Grambling	1	7
												288	A	Texas Southern	5	6
												288	A	Texas Southern	17	4
												288	A	Texas Southern	4	9
												288	H	Texas Southern	7	4
												288	H	Texas Southern	5	2
												288	H	Texas Southern	8	6
												292	A	Alcorn	7	3
												294	A	Southern U.	3	5
												294	A	Southern U.	10	9
												294	A	Southern U.	7	2
												297	A	Prairie View	11	7
												297	A	Prairie View	13	17
												297	A	Prairie View	9	0
<hr/>																
LAST 15 GAMES																
124	A	Arkansas St.	3	8	288	H	Texas Southern	7	4	294	A	Southern U.	10	9		
297	A	Prairie View	9	0	298	H	Alabama A&M	5	2	294	A	Southern U.	7	2		
297	A	Prairie View	13	17	298	H	Alabama A&M	1	0	297	A	Prairie View	11	7		
297	A	Prairie View	11	7						297	A	Prairie View	13	17		
292	A	Alcorn	7	3						297	A	Prairie View	9	0		

288 H Texas Southern	8	6
288 H Texas Southern	5	2

RPI	S	Opponent	Score	
297	H	Prairie View	12	0
297	H	Prairie View	21	1
297	H	Prairie View	11	1
298	H	Alabama A&M	1	0
298	H	Alabama A&M	5	2
298	H	Alabama A&M	4	3

Ark.-Pine Bluff

A  
r  
k  
.  
-  
P  
i  
n  
e  
B  
l  
u  
f  
f

A  
r  
k  
.  
-  
P  
i  
n  
e  
B  
l  
u  
f  
f

Average RPI Win:	223	WON-LOST RECORD	WINNING PCT. RANK	LAST 15 GAMES	STRENGTH OF SCHEDULE	OPP. STRENGTH OF SCHEDULE	TEAM RPI	ADJ RPI	CONF. RPI	ADJ CONF. RPI	
DIV. I ONLY	11-18-0	.37931	232	7-8-0	280	249	279	.42228	279	24	24
DIV. I NON-CONF.	7-10-0	.41176	202	4-2-0	294	208	276	.42236	275	27	27
<hr/>											
TOTALS	RPI 1-25	RPI 26-50		W-L RECORDS	RPI 51-100		RPI 101-150		RPI 150+		
11-18-0	0-0-0	0-2-0		OVERALL	1-0-0		0-3-0		10-13-0		
5-6-0	0-0-0	0-1-0		HOME	1-0-0		0-3-0		4-2-0		
3-8-0	0-0-0	0-1-0		AWAY	0-0-0		0-0-0		3-7-0		
3-4-0	0-0-0	0-0-0		NEUTRAL	0-0-0		0-0-0		3-4-0		
7-10-0	0-0-0	0-2-0		NON-CONFERENCE	1-0-0		0-0-0		6-8-0		
3-2-0	0-0-0	0-1-0		HOME	1-0-0		0-0-0		2-1-0		
1-4-0	0-0-0	0-0-		AWAY	0-0-0		0-0-0		1-3-0		
3-4-0	0-0-0	0-0-0		NEUTRAL	0-0-0		0-0-0		3-4-0		
4-8-0	0-0-0	0-0-0		CONFERENCE	0-0-0		0-3-0		4-5-0		
2-4-0	0-0-0	0-0-0		HOME	0-0-0		0-3-0		2-1-0		
2-4-0	0-0-0	0-0-0		AWAY	0-0-0		0-0-0		2-4-0		
0-0-0	0-0-0	0-0-0		NEUTRAL	0-0-0		0-0-0		0-0-0		
RPI S	Opponent	Score	RPI S	Opponent	Score	RPI S	Opponent	Score	RPI S	Opponent	Score
			50 A	Boston College	1 2	63 H	UConn	9 5	120 H	Saint Joseph's	1 3
			50 H	Boston College	5 11				120 H	Saint Joseph's	1 6
									120 H	Saint Joseph's	7 17
									176 H	Holy Cross	3 6
									187 A	Northeastern	3 2
									195 A	Davidson	4 5
									195 A	Davidson	7 1
									195 A	Davidson	2 10
									216 H	Central Conn. St.	6 5
									228 H	Harvard	6 2
									228 N	Harvard	5 9
									228 N	Harvard	1 5
									232 A	St. Bonaventure	3 7
									232 A	St. Bonaventure	3 5
									232 A	St. Bonaventure	3 2
									239 N	Army West Point	6 2
									239 N	Army West Point	5 6
									239 N	Army West Point	3 10
									248 A	Charleston So.	8 12
									248 A	Charleston So.	2 7
									248 A	Charleston So.	1 3
			LAST 15 GAMES						267 N	Maine	5 3
			277 H	La Salle	8 2	120 H	Saint Joseph's	1 3	267 N	Maine	10 1
			277 H	La Salle	3 5	50 A	Boston College	1 2	277 H	La Salle	8 2
			277 H	La Salle	8 3	216 H	Central Conn. St.	6 5	277 H	La Salle	8 3
			228 H	Harvard	6 2				277 H	La Salle	3 5
			63 H	UConn	9 5						

Non-Div. I Games:

Massachusetts

120 H Saint Joseph's	7	17
120 H Saint Joseph's	1	6

M  
a  
s  
s  
a  
c  
h  
u  
s  
e  
t  
t  
s

M  
a  
s  
s  
a  
c  
h  
u  
s  
e  
t  
t  
s

Average RPI Win: 207		WON-LOST	WINNING	LAST 15	STRENGTH OF	OPP. STRENGTH	TEAM	ADJ	CONF.	ADJ CONF.		
Average RPI Loss: 163		RECORD	PCT. RANK	GAMES	SCHEDULE	OF SCHEDULE	RPI	RPI	RPI	RPI		
DIV. I ONLY		10-28-0	.26316	278	3-11-0	225	209	280	.42157	280	19	19
DIV. I NON-CONF.		7-22-0	.24138	270	0-5-0	260	236	285	.40598	285	17	17
<hr/>												
TOTALS		RPI 1-25	RPI 26-50		W-L RECORDS		RPI 51-100		RPI 101-150		RPI 150+	
10-28-0		0-3-0	1-0-0		OVERALL		0-5-0		1-7-0		8-13-0	
5-5-0		0-0-0	0-0-0		HOME		0-0-0		1-3-0		4-2-0	
3-19-0		0-3-0	0-0-0		AWAY		0-4-0		0-3-0		3-9-0	
2-4-0		0-0-0	1-0-0		NEUTRAL		0-1-0		0-1-0		1-2-0	
7-22-0		0-0-0	1-0-0		NON-CONFERENCE		0-5-0		1-7-0		5-10-0	
3-4-0		0-0-0	0-0-0		HOME		0-0-0		1-3-0		2-1-0	
2-14-0		0-0-0	0-0-		AWAY		0-4-0		0-3-0		2-7-0	
2-4-0		0-0-0	1-0-0		NEUTRAL		0-1-0		0-1-0		1-2-0	
3-6-0		0-3-0	0-0-0		CONFERENCE		0-0-0		0-0-0		3-3-0	
2-1-0		0-0-0	0-0-0		HOME		0-0-0		0-0-0		2-1-0	
1-5-0		0-3-0	0-0-0		AWAY		0-0-0		0-0-0		1-2-0	
0-0-0		0-0-0	0-0-0		NEUTRAL		0-0-0		0-0-0		0-0-0	
RPI	S	Opponent	Score	RPI	S	Opponent	Score	RPI	S	Opponent	Score	
21	A	Creighton	1 2	50	N	Boston College	12 10	75	N	Michigan St.	2 9	103 A Indiana St. 2 7
21	A	Creighton	3 4					97	A	Samford	3 4	103 A Indiana St. 9 13
21	A	Creighton	4 6					97	A	Samford	2 12	103 H Indiana St. 1 6
								97	A	Samford	1 14	122 A Indiana 1 27
								97	A	Samford	1 16	122 N Indiana 1 2
												147 H Miami (OH) 3 10
												149 H Bradley 5 9
												149 H Bradley 3 1
												189 H Georgetown 1 3
												189 H Georgetown 12 6
												189 H Georgetown 3 2
												226 A IPFW 0 1
												226 H IPFW 4 1
												243 N Illinois St. 2 9
												245 A Villanova 11 6
												245 A Villanova 1 9
												245 A Villanova 2 3
												247 A Northern Ky. 3 8
												248 A Charleston So. 4 3
												248 A Charleston So. 3 7
												248 A Charleston So. 1 2
				LAST 15 GAMES								250 H Western Mich. 7 3
				189	H	Georgetown	12 6	226	A	IPFW	0 1	250 H Western Mich. 0 2
				189	H	Georgetown	1 3	245	A	Villanova	2 3	254 N Northwestern 10 9
				189	H	Georgetown	3 2	245	A	Villanova	11 6	256 A Dayton 0 3
				147	H	Miami (OH)	3 10					260 N Central Mich. 3 8
				21	A	Creighton	3 4					268 A Saint Louis 4 9

Non-Div. I Games: Cleary 12 3 Marian (IN) 15 4

Butler

21	A	Creighton	4	6
21	A	Creighton	1	2

RPI	S	Opponent	Score	
268	A	Saint Louis	12	13
268	A	Saint Louis	8	6

Butler

B  
u  
t  
l  
e  
r

B  
u  
t  
l  
e  
r



Average RPI Win: 224		WON-LOST RECORD	WINNING PCT. RANK	LAST 15 GAMES	STRENGTH OF SCHEDULE	OPP. STRENGTH OF SCHEDULE	TEAM RPI	ADJ RPI		CONF. RPI	ADJ CONF. RPI						
Average RPI Loss: 194																	
DIV. I ONLY		16-29-0	.35556 243	4-11-0	281	262	281	.4192	281	29	29						
DIV. I NON-CONF.		9-20-0	.31034 248	0-3-0	257	256	277	.42194	277	29	29						
<hr/>																	
TOTALS		RPI 1-25		RPI 26-50		W-L RECORDS		RPI 51-100		RPI 101-150		RPI 150+					
16-29-0		0-1-0		1-0-0		OVERALL		0-2-0		0-5-0		15-21-0					
6-11-0		0-0-0		0-0-0		HOME		0-0-0		0-0-0		6-11-0					
8-13-0		0-1-0		0-0-0		AWAY		0-2-0		0-2-0		8-8-0					
2-5-0		0-0-0		1-0-0		NEUTRAL		0-0-0		0-3-0		1-2-0					
9-20-0		0-1-0		1-0-0		NON-CONFERENCE		0-2-0		0-5-0		8-12-0					
3-6-0		0-0-0		0-0-0		HOME		0-0-0		0-0-0		3-6-0					
4-9-0		0-1-0		0-0-		AWAY		0-2-0		0-2-0		4-4-0					
2-5-0		0-0-0		1-0-0		NEUTRAL		0-0-0		0-3-0		1-2-0					
7-9-0		0-0-0		0-0-0		CONFERENCE		0-0-0		0-0-0		7-9-0					
3-5-0		0-0-0		0-0-0		HOME		0-0-0		0-0-0		3-5-0					
4-4-0		0-0-0		0-0-0		AWAY		0-0-0		0-0-0		4-4-0					
0-0-0		0-0-0		0-0-0		NEUTRAL		0-0-0		0-0-0		0-0-0					
RPI	S	Opponent		Score		RPI	S	Opponent		Score		RPI	S	Opponent		Score	
8	A	North Carolina St.		2	5	38	N	Notre Dame		6	5	91	A	Penn St.		5	9
												91	A	Penn St.		1	8
												120	A	Saint Joseph's		5	6
												132	A	Binghamton		2	14
												149	N	Bradley		2	8
												149	N	Bradley		8	10
												149	N	Bradley		4	12
												176	H	Holy Cross		6	10
												176	H	Holy Cross		0	3
												176	H	Holy Cross		3	5
												176	H	Holy Cross		10	12
												200	A	James Madison		9	1
												200	A	James Madison		4	2
												200	A	James Madison		3	9
												200	A	James Madison		6	7
												204	H	Yale		4	5
												204	H	Yale		0	10
												204	H	Yale		5	0
												204	H	Yale		13	9
												213	A	Tennessee Tech		3	9
												213	A	Tennessee Tech		6	5
												213	A	Tennessee Tech		3	2
												232	A	St. Bonaventure		4	6
												233	N	Dartmouth		4	6
												239	A	Army West Point		6	2
												239	A	Army West Point		4	7
												239	A	Army West Point		4	2
												239	A	Army West Point		2	3
												246	H	Cornell		12	3
<hr/>																	
LAST 15 GAMES																	
						277	H	La Salle		5	7	260	A	Lafayette		5	3
						176	H	Holy Cross		10	12	260	A	Lafayette		5	6
						176	H	Holy Cross		3	5	260	A	Lafayette		4	1
						176	H	Holy Cross		6	10						
						176	H	Holy Cross		0	3						

Non-Div. I Games:

Bucknell

91	A	Penn St.	5	9
260	A	Lafayette	4	6

RPI	S	Opponent	Score	
246	H	Cornell	2	5
246	H	Cornell	2	3
246	H	Cornell	6	8
259	N	Brown	0	2
260	A	Lafayette	5	3
260	A	Lafayette	5	6
260	A	Lafayette	4	1
260	A	Lafayette	4	6
265	H	Lehigh	4	3
265	H	Lehigh	7	5
265	H	Lehigh	1	10
265	H	Lehigh	11	2
267	N	Maine	6	3
277	H	La Salle	5	7

B  
u  
c  
k  
n  
e  
l  
l

B  
u  
c  
k  
n  
e  
l  
l

Average RPI Win: 204		WON-LOST	WINNING	LAST 15	STRENGTH OF		OPP. STRENGTH	TEAM	ADJ		CONF.	ADJ CONF.
Average RPI Loss: 167		RECORD	PCT. RANK	GAMES	SCHEDULE		OF SCHEDULE	RPI	RPI		RPI	RPI
DIV. I ONLY		8-23-0	.25806	279	4-10-0		261	212	282		26	26
DIV. I NON-CONF.		4-16-0	.2	280	0-3-0		236	177	282		26	26
TOTALS		RPI 1-25	RPI 26-50		W-L RECORDS		RPI 51-100		RPI 101-150		RPI 150+	
8-23-0		0-0-0	0-0-0		OVERALL		0-2-0		1-6-0		7-15-0	
3-4-0		0-0-0	0-0-0		HOME		0-0-0		0-0-0		3-4-0	
5-19-0		0-0-0	0-0-0		AWAY		0-2-0		1-5-0		4-11-0	
0-0-0		0-0-0	0-0-0		NEUTRAL		0-0-0		0-0-0		0-0-0	
4-16-0		0-0-0	0-0-0		NON-CONFERENCE		0-2-0		1-3-0		3-11-0	
1-4-0		0-0-0	0-0-0		HOME		0-0-0		0-0-0		1-4-0	
3-12-0		0-0-0	0-0-		AWAY		0-2-0		1-3-0		2-7-0	
0-0-0		0-0-0	0-0-0		NEUTRAL		0-0-0		0-0-0		0-0-0	
4-7-0		0-0-0	0-0-0		CONFERENCE		0-0-0		0-3-0		4-4-0	
2-0-0		0-0-0	0-0-0		HOME		0-0-0		0-0-0		2-0-0	
2-7-0		0-0-0	0-0-0		AWAY		0-0-0		0-3-0		2-4-0	
0-0-0		0-0-0	0-0-0		NEUTRAL		0-0-0		0-0-0		0-0-0	
RPI S	Opponent	Score	RPI S	Opponent	Score	RPI S	Opponent	Score	RPI S	Opponent	Score	
						82 A	Nebraska	1 7	108 A	CSUN	0 6	
						82 A	Nebraska	0 8	108 A	CSUN	3 2	
									108 A	CSUN	2 4	
									108 A	CSUN	3 5	
									139 A	Sacramento St.	5 8	
									139 A	Sacramento St.	3 6	
									139 A	Sacramento St.	1 5	
									159 A	Utah Valley	2 4	
									159 A	Utah Valley	8 11	
									159 A	Utah Valley	8 6	
									168 A	Wichita St.	4 3	
									168 A	Wichita St.	2 17	
									168 A	Wichita St.	0 11	
									173 A	Air Force	7 14	
									173 H	Air Force	2 4	
									173 H	Air Force	4 14	
									191 A	Kansas	1 2	
									191 A	Kansas	4 5	
									194 A	Pacific	5 8	
									194 A	Pacific	3 4	
									194 A	Pacific	8 1	
									209 H	South Dakota St.	3 11	
									209 H	South Dakota St.	3 8	
									209 H	South Dakota St.	7 6	
									253 H	CSU Bakersfield	9 2	
									253 H	CSU Bakersfield	6 3	
									291 A	Chicago St.	7 5	
Non-Div. I Games:		Regis (CO)	9 4	Colorado Mesa	4 13	Colorado Mesa	4 7	Northern Colo.				

253 H CSU Bakersfield	6	3
159 A Utah Valley	8	6

RPI	S	Opponent	Score
291	A	Chicago St.	2 <span>4</span>
291	A	Chicago St.	4 <span>5</span>

Northern Colo.

N  
o  
r  
t  
h  
e  
r  
n  
C  
o  
l  
o  
.

N  
o  
r  
t  
h  
e  
r  
n  
C  
o  
l  
o  
.

Average RPI Win:	185	WON-LOST RECORD	WINNING PCT. RANK	LAST 15 GAMES	STRENGTH OF SCHEDULE	OPP. STRENGTH OF SCHEDULE	TEAM RPI	ADJ RPI	CONF. RPI	ADJ CONF. RPI	
DIV. I ONLY		13-27-0	.325 258	5-10-0	257	188	283	.41502 283	24	24	
DIV. I NON-CONF.		11-17-0	.39286 213	4-2-0	225	155	248	.44648 248	27	27	
<hr/>											
TOTALS	RPI 1-25	RPI 26-50		W-L RECORDS		RPI 51-100		RPI 101-150		RPI 150+	
13-27-0	0-0-0	1-5-0		OVERALL		1-2-0		2-4-0		9-16-0	
10-13-0	0-0-0	1-2-0		HOME		1-2-0		2-3-0		6-6-0	
3-13-0	0-0-0	0-2-0		AWAY		0-0-0		0-1-0		3-10-0	
0-1-0	0-0-0	0-1-0		NEUTRAL		0-0-0		0-0-0		0-0-0	
11-17-0	0-0-0	1-5-0		NON-CONFERENCE		1-2-0		1-2-0		8-8-0	
8-9-0	0-0-0	1-2-0		HOME		1-2-0		1-1-0		5-4-0	
3-7-0	0-0-0	0-0-		AWAY		0-0-0		0-1-0		3-4-0	
0-1-0	0-0-0	0-1-0		NEUTRAL		0-0-0		0-0-0		0-0-0	
2-10-0	0-0-0	0-0-0		CONFERENCE		0-0-0		1-2-0		1-8-0	
2-4-0	0-0-0	0-0-0		HOME		0-0-0		1-2-0		1-2-0	
0-6-0	0-0-0	0-0-0		AWAY		0-0-0		0-0-0		0-6-0	
0-0-0	0-0-0	0-0-0		NEUTRAL		0-0-0		0-0-0		0-0-0	
RPI	S	Opponent	Score	RPI	S	Opponent	Score	RPI	S	Opponent	Score
28	A	East Carolina	1 8	73	H	Rutgers	5 11	108	H	CSUN	0 1
28	A	East Carolina	0 6	73	H	Rutgers	6 8	127	A	Wofford	6 11
35	H	Bryant	0 7	73	H	Rutgers	6 5	136	H	Rhode Island	3 4
35	H	Bryant	2 12					136	H	Rhode Island	2 1
35	H	Bryant	3 2					136	H	Rhode Island	2 5
37	N	Kentucky	6 8					146	H	Longwood	13 6
								189	A	Georgetown	5 12
								189	H	Georgetown	2 1
								200	A	James Madison	16 5
								200	H	James Madison	6 5
								210	A	George Washington	3 9
								210	A	George Washington	0 1
								210	A	George Washington	4 14
								211	A	Radford	2 0
								211	A	Radford	9 3
								211	A	Radford	7 8
								230	A	VMI	17 20
								235	A	USC Upstate	4 5
								240	H	Siena	5 2
								240	H	Siena	7 19
								240	H	Siena	3 5
								241	H	Towson	10 3
								256	H	Dayton	8 2
								256	H	Dayton	2 9
								256	H	Dayton	6 9
								268	A	Saint Louis	6 15
								268	A	Saint Louis	2 3
LAST 15 GAMES											
211	A	Radford	7 8	189	A	Georgetown	5 12	256	H	Dayton	8 2
211	A	Radford	9 3	256	H	Dayton	6 9	256	H	Dayton	2 9
211	A	Radford	2 0	256	H	Dayton	8 2	256	H	Dayton	6 9
200	H	James Madison	6 5					268	A	Saint Louis	6 15
210	A	George Washington	3 9					268	A	Saint Louis	2 3

**Non-Div. I Games:**

George Mason

210	A	George Washington	4	14
210	A	George Washington	0	1

RPI	S	Opponent	Score	
268	A	Saint Louis	0	15
272	H	LIU Brooklyn	2	11
272	H	LIU Brooklyn	9	8
272	H	LIU Brooklyn	7	10

George Mason

G  
e  
o  
r  
g  
e  
M  
a  
s  
o  
n

G  
e  
o  
r  
g  
e  
M  
a  
s  
o  
n

Average RPI Win:	272	WON-LOST RECORD	WINNING PCT. RANK	LAST 15 GAMES	STRENGTH OF SCHEDULE	OPP. STRENGTH OF SCHEDULE	TEAM RPI	ADJ RPI	CONF. RPI	ADJ CONF. RPI					
DIV. I ONLY		20-17-0	.54054 117	11-4-0	299	297	284	.41308 284	31	31					
DIV. I NON-CONF.		6-12-0	.33333 235	1-2-0	272	267	292	.39009 291	32	32					
<hr/>															
TOTALS	RPI 1-25	RPI 26-50		W-L RECORDS	RPI 51-100		RPI 101-150		RPI 150+						
20-17-0	0-0-0	0-0-0		OVERALL	0-2-0		1-3-0		19-12-0						
12-11-0	0-0-0	0-0-0		HOME	0-0-0		1-1-0		11-10-0						
8-6-0	0-0-0	0-0-0		AWAY	0-2-0		0-2-0		8-2-0						
0-0-0	0-0-0	0-0-0		NEUTRAL	0-0-0		0-0-0		0-0-0						
6-12-0	0-0-0	0-0-0		NON-CONFERENCE	0-2-0		1-3-0		5-7-0						
6-8-0	0-0-0	0-0-0		HOME	0-0-0		1-1-0		5-7-0						
0-4-0	0-0-0	0-0-		AWAY	0-2-0		0-2-0		0-0-0						
0-0-0	0-0-0	0-0-0		NEUTRAL	0-0-0		0-0-0		0-0-0						
14-5-0	0-0-0	0-0-0		CONFERENCE	0-0-0		0-0-0		14-5-0						
6-3-0	0-0-0	0-0-0		HOME	0-0-0		0-0-0		6-3-0						
8-2-0	0-0-0	0-0-0		AWAY	0-0-0		0-0-0		8-2-0						
0-0-0	0-0-0	0-0-0		NEUTRAL	0-0-0		0-0-0		0-0-0						
<hr/>															
RPI	S	Opponent	Score	RPI	S	Opponent	Score	RPI	S	Opponent	Score				
				62 A Old Dominion 3 5				116 A William & Mary 6 10							
				86 A VCU 2 4				116 H William & Mary 6 3							
								146 A Longwood 9 11							
								146 H Longwood 5 13							
								241 H Towson 12 7							
								241 H Towson 13 7							
								241 H Towson 3 6							
								244 H NJIT 2 9							
								244 H NJIT 6 1							
								244 H NJIT 7 0							
								244 H NJIT 16 0							
								265 H Lehigh 3 10							
								265 H Lehigh 2 7							
								265 H Lehigh 6 7							
								271 A N.C. Central 13 9							
								271 H N.C. Central 3 6							
								276 H Wagner 1 6							
								276 H Wagner 1 8							
								290 A Delaware St. 6 2							
								290 A Delaware St. 6 0							
								290 A Delaware St. 5 6							
				LAST 15 GAMES								290 H Delaware St. 3 5			
				146 H Longwood 5 13				293 H UMES 8 0				290 H Delaware St. 5 9			
				300 H Coppin St. 4 1				86 A VCU 2 4				293 A UMES 20 7			
				300 H Coppin St. 2 0				290 A Delaware St. 5 6				293 A UMES 7 6			
300 H Coppin St. 10 0								293 A UMES 11 2							
116 H William & Mary 6 3								293 H UMES 6 0							

**Non-Div. I Games:**

Norfolk St.

Norfolk St.

293	H	UMES	3	1
293	H	UMES	6	0

Through Games Of April 26, 2016

RPI	S	Opponent	Score	
293	H	UMES	3	1
293	H	UMES	8	0
300	A	Coppin St.	7	11
300	A	Coppin St.	12	2
300	A	Coppin St.	6	3
300	H	Coppin St.	4	1
300	H	Coppin St.	2	0
300	H	Coppin St.	10	0

Norfolk St.

N  
o  
r  
f  
o  
l  
k  
S  
t  
.

N  
o  
r  
f  
o  
l  
k  
S  
t  
.



[illegible]

**Non-Div. I Games:**

UNC Asheville

248 A Charleston So.	9	8
248 A Charleston So.	7	1

RPI	S	Opponent	Score	
273	H	Iona	5	6
273	H	Iona	9	10
273	H	Iona	4	14
274	A	ETSU	1	9
274	H	ETSU	7	5
296	H	Mt. St. Mary's	8	5
296	H	Mt. St. Mary's	8	2
296	H	Mt. St. Mary's	1	2

UNC Asheville

U  
N  
C  
A  
s  
h  
e  
v  
i  
l  
l  
e

U  
N  
C  
A  
s  
h  
e  
v  
i  
l  
l  
e

Average RPI Win:		209	WON-LOST RECORD		WINNING PCT. RANK		LAST 15 GAMES		STRENGTH OF SCHEDULE		OPP. STRENGTH OF SCHEDULE		TEAM RPI		ADJ RPI		CONF. RPI		ADJ CONF. RPI								
Average RPI Loss:		184																									
DIV. I ONLY			9-33-0		.21429 295		3-12-0		196		263		287		.40665 286		31		31								
DIV. I NON-CONF.			6-21-0		.22222 277		2-4-0		133		219		273		.42505 273		32		32								
<hr/>																											
TOTALS		RPI 1-25			RPI 26-50			W-L RECORDS			RPI 51-100			RPI 101-150			RPI 150+										
9-33-0		0-2-0			1-2-0			OVERALL			0-0-0			0-2-0			8-27-0										
5-17-0		0-1-0			0-0-0			HOME			0-0-0			0-1-0			5-15-0										
3-16-0		0-1-0			0-2-0			AWAY			0-0-0			0-1-0			3-12-0										
1-0-0		0-0-0			1-0-0			NEUTRAL			0-0-0			0-0-0			0-0-0										
<hr/>																											
6-21-0		0-2-0			1-2-0			NON-CONFERENCE			0-0-0			0-2-0			5-15-0										
4-12-0		0-1-0			0-0-0			HOME			0-0-0			0-1-0			4-10-0										
1-9-0		0-1-0			0-0-			AWAY			0-0-0			0-1-0			1-5-0										
1-0-0		0-0-0			1-0-0			NEUTRAL			0-0-0			0-0-0			0-0-0										
<hr/>																											
3-12-0		0-0-0			0-0-0			CONFERENCE			0-0-0			0-0-0			3-12-0										
1-5-0		0-0-0			0-0-0			HOME			0-0-0			0-0-0			1-5-0										
2-7-0		0-0-0			0-0-0			AWAY			0-0-0			0-0-0			2-7-0										
0-0-0		0-0-0			0-0-0			NEUTRAL			0-0-0			0-0-0			0-0-0										
<hr/>																											
RPI	S	Opponent			Score		RPI	S	Opponent			Score		RPI	S	Opponent			Score		RPI	S	Opponent			Score	
8	A	North Carolina St.			1	25	28	A	East Carolina			2	11					134	A	Gardner-Webb			6	10			
8	H	North Carolina St.			1	9	42	A	UNCG			2	6					134	H	Gardner-Webb			0	1			
							42	N	UNCG			9	8					152	H	Navy			1	6			
																		152	H	Navy			8	14			
																		152	H	Navy			4	11			
																		160	A	Charlotte			9	7			
																		163	A	Campbell			1	14			
																		163	A	Campbell			3	15			
																		163	A	Campbell			8	10			
																		164	A	Winthrop			0	7			
																		164	H	Winthrop			4	15			
																		167	H	Florida A&M			3	5			
																		167	H	Florida A&M			11	22			
																		167	H	Florida A&M			7	17			
																		172	H	Presbyterian			6	10			
																		180	H	Albany (NY)			2	9			
																		180	H	Albany (NY)			3	14			
																		180	H	Albany (NY)			13	4			
																		198	H	Elon			8	7			
																		199	A	Bethune-Cookman			14	10			
																		199	A	Bethune-Cookman			2	4			
																		199	A	Bethune-Cookman			7	9			
																		251	H	Appalachian St.			6	7			
																		271	A	N.C. Central			3	4			
																		271	A	N.C. Central			0	8			
																		271	A	N.C. Central			4	8			
																		271	H	N.C. Central			6	8			
<hr/>																											
LAST 15 GAMES																											
							8	A	North Carolina St.			1	25	167	H	Florida A&M			7	17							
									North Carolina St.			1	9	167	H	Florida A&M			3	5							
							172	H	Presbyterian			6	10	167	H	Florida A&M			11	22							
							271	A	N.C. Central			4	8														
							271	A	N.C. Central			3	4														

Non-Div. I Games:

N.C. A&amp;T

271	A	N.C. Central	0	8
160	A	Charlotte	9	7

RPI	S	Opponent	Score	
271	H	N.C. Central	15	2
271	H	N.C. Central	4	7
273	H	Iona	3	7
273	H	Iona	12	5
273	H	Iona	14	13
274	A	ETSU	5	15
274	H	ETSU	5	17
287	A	Savannah St.	7	5
287	A	Savannah St.	3	4
287	A	Savannah St.	1	6

Average RPI Win:	251	WON-LOST	WINNING		LAST 15		STRENGTH OF		OPP. STRENGTH		TEAM	ADJ		CONF.	ADJ CONF.	
Average RPI Loss:	187	RECORD	PCT. RANK		GAMES		SCHEDULE		OF SCHEDULE		RPI	RPI		RPI	RPI	
DIV. I ONLY		10-32-0	.2381	286	2-13-0		215		284		288	.40622	287	31	31	
DIV. I NON-CONF.		5-22-0	.18519	286	0-7-0		229		294		289	.39318	289	32	32	
<hr/>																
TOTALS		RPI 1-25		RPI 26-50		W-L RECORDS		RPI 51-100		RPI 101-150		RPI 150+				
10-32-0		0-0-0		0-0-0		OVERALL		0-3-0		0-7-0		10-22-0				
5-13-0		0-0-0		0-0-0		HOME		0-1-0		0-1-0		5-11-0				
5-16-0		0-0-0		0-0-0		AWAY		0-1-0		0-5-0		5-10-0				
0-3-0		0-0-0		0-0-0		NEUTRAL		0-1-0		0-1-0		0-1-0				
5-22-0		0-0-0		0-0-0		NON-CONFERENCE		0-3-0		0-7-0		5-12-0				
2-10-0		0-0-0		0-0-0		HOME		0-1-0		0-1-0		2-8-0				
3-9-0		0-0-0		0-0-		AWAY		0-1-0		0-5-0		3-3-0				
0-3-0		0-0-0		0-0-0		NEUTRAL		0-1-0		0-1-0		0-1-0				
5-10-0		0-0-0		0-0-0		CONFERENCE		0-0-0		0-0-0		5-10-0				
3-3-0		0-0-0		0-0-0		HOME		0-0-0		0-0-0		3-3-0				
2-7-0		0-0-0		0-0-0		AWAY		0-0-0		0-0-0		2-7-0				
0-0-0		0-0-0		0-0-0		NEUTRAL		0-0-0		0-0-0		0-0-0				
RPI	S	Opponent	Score	RPI	S	Opponent	Score	RPI	S	Opponent	Score	RPI	S	Opponent	Score	
								64	A	North Florida	4	7				
								64	H	North Florida	3	7				
								92	N	Iowa	4	14				
												105	A	Mercer	6	16
												105	H	Mercer	3	7
												106	N	Seton Hall	3	4
												121	A	Ga. Southern	1	16
												146	A	Longwood	5	6
												146	A	Longwood	4	9
												146	A	Longwood	6	7
												165	H	Ball St.	1	10
												165	H	Ball St.	3	7
												167	A	Florida A&M	10	5
												167	A	Florida A&M	4	11
												167	A	Florida A&M	6	9
												167	H	Florida A&M	2	1
												167	H	Florida A&M	5	12
												167	H	Florida A&M	2	7
												172	A	Presbyterian	1	16
												199	A	Bethune-Cookman	7	12
												199	A	Bethune-Cookman	6	7
												199	A	Bethune-Cookman	0	3
												232	H	St. Bonaventure	2	9
												232	H	St. Bonaventure	1	10
												232	H	St. Bonaventure	4	7
												232	H	St. Bonaventure	7	1
												237	A	Georgia St.	1	4
												237	A	Georgia St.	10	6
												248	H	Charleston So.	4	10
												255	N	Bowling Green	1	10

**Non-Div. I Games:**

Savannah St.

146	A	Longwood	6	7
146	A	Longwood	5	6

RPI	S	Opponent	Score	
271	A	N.C. Central	4	2
271	A	N.C. Central	5	9
271	A	N.C. Central	1	2
272	H	LIU Brooklyn	3	11
272	H	LIU Brooklyn	3	4
272	H	LIU Brooklyn	3	2
286	H	N.C. A&T	6	1
286	H	N.C. A&T	5	7
286	H	N.C. A&T	4	3
298	A	Alabama A&M	9	12
298	A	Alabama A&M	3	2
298	A	Alabama A&M	17	12

S  
a  
v  
a  
n  
n  
a  
h  
S  
t  
.

S  
a  
v  
a  
n  
n  
a  
h  
S  
t  
.

Average RPI Win: 261		WON-LOST	WINNING	LAST 15	STRENGTH OF		OPP. STRENGTH	TEAM	ADJ		CONF.	ADJ CONF.
Average RPI Loss: 202		RECORD	PCT. RANK	GAMES	SCHEDULE		OF SCHEDULE	RPI	RPI		RPI	RPI
DIV. I ONLY		13-18-0	.41935	208	7-6-0		295	290	289		.40428	288
DIV. I NON-CONF.		3-8-0	.27273	263	0-1-0		200	184	268		.42614	271
TOTALS		RPI 1-25	RPI 26-50		W-L RECORDS		RPI 51-100		RPI 101-150		RPI 150+	
13-18-0		0-0-0	0-2-0		OVERALL		0-2-0		1-1-0		12-13-0	
5-7-0		0-0-0	0-0-0		HOME		0-0-0		0-0-0		5-7-0	
6-9-0		0-0-0	0-1-0		AWAY		0-1-0		0-1-0		6-6-0	
2-2-0		0-0-0	0-1-0		NEUTRAL		0-1-0		1-0-0		1-0-0	
3-8-0		0-0-0	0-2-0		NON-CONFERENCE		0-2-0		1-1-0		2-3-0	
1-3-0		0-0-0	0-0-0		HOME		0-0-0		0-0-0		1-3-0	
0-3-0		0-0-0	0-0-		AWAY		0-1-0		0-1-0		0-0-0	
2-2-0		0-0-0	0-1-0		NEUTRAL		0-1-0		1-0-0		1-0-0	
10-10-0		0-0-0	0-0-0		CONFERENCE		0-0-0		0-0-0		10-10-0	
4-4-0		0-0-0	0-0-0		HOME		0-0-0		0-0-0		4-4-0	
6-6-0		0-0-0	0-0-0		AWAY		0-0-0		0-0-0		6-6-0	
0-0-0		0-0-0	0-0-0		NEUTRAL		0-0-0		0-0-0		0-0-0	
RPI S	Opponent	Score	RPI S	Opponent	Score	RPI S	Opponent	Score	RPI S	Opponent	Score	
			38 N	Notre Dame	5 6	51 N	Gonzaga	3 18	142 A	SFA	3 17	
			47 A	Dallas Baptist	9 15	78 A	Houston	1 7	149 N	Bradley	9 7	
									203 H	Ill.-Chicago	8 5	
									203 H	Ill.-Chicago	8 22	
									203 H	Ill.-Chicago	5 22	
									203 H	Ill.-Chicago	3 17	
									224 A	Grambling	4 5	
									224 A	Grambling	21 14	
									224 A	Grambling	4 6	
									224 H	Grambling	5 3	
									224 H	Grambling	2 3	
									269 N	Incarnate Word	3 1	
									278 A	Ark.-Pine Bluff	6 8	
									278 A	Ark.-Pine Bluff	2 5	
									278 A	Ark.-Pine Bluff	4 7	
									278 H	Ark.-Pine Bluff	6 5	
									278 H	Ark.-Pine Bluff	4 17	
									278 H	Ark.-Pine Bluff	9 4	
									294 A	Southern U.	5 2	
									294 A	Southern U.	13 5	
									294 A	Southern U.	6 5	
									297 A	Prairie View	24 5	
									297 A	Prairie View	11 3	
									297 A	Prairie View	2 12	
									297 H	Prairie View	6 5	
									297 H	Prairie View	4 5	
									297 H	Prairie View	8 12	
Non-Div. I Games:			Huston-Tillotson	2 7	Wiley	8 6	Wiley	15 5	Huston-Tillotson	11 5	Texas Southern	

297 A Prairie View	24	5
297 A Prairie View	2	12

T  
e  
x  
a  
s  
S  
o  
u  
t  
h  
e  
r  
n

T  
e  
x  
a  
s  
S  
o  
u  
t  
h  
e  
r  
n



Average RPI Win:	270	WON-LOST RECORD		WINNING PCT. RANK		LAST 15 GAMES		STRENGTH OF SCHEDULE		OPP. STRENGTH OF SCHEDULE		TEAM RPI		ADJ RPI		CONF. RPI		ADJ CONF. RPI
DIV. I ONLY		14-21-0		.4	217	2-9-0		291		291		286		.39836	289	32		32
DIV. I NON-CONF.		5-13-0		.27778	261	0-4-0		277		248		291		.38279	294	31		31
-----																		
TOTALS		RPI 1-25		RPI 26-50		W-L RECORDS		RPI 51-100		RPI 101-150		RPI 150+						
14-21-0		0-0-0		0-2-0		OVERALL		0-1-0		0-1-0		14-17-0						
6-9-0		0-0-0		0-1-0		HOME		0-1-0		0-1-0		6-7-0						
7-11-0		0-0-0		0-1-0		AWAY		0-0-0		0-1-0		7-9-0						
1-1-0		0-0-0		0-0-0		NEUTRAL		0-0-0		0-0-0		1-1-0						
5-13-0		0-0-0		0-2-0		NON-CONFERENCE		0-1-0		0-1-0		5-9-0						
4-5-0		0-0-0		0-1-0		HOME		0-1-0		0-0-0		4-3-0						
1-8-0		0-0-0		0-0-		AWAY		0-0-0		0-1-0		1-6-0						
0-0-0		0-0-0		0-0-0		NEUTRAL		0-0-0		0-0-0		0-0-0						
9-8-0		0-0-0		0-0-0		CONFERENCE		0-0-0		0-0-0		9-8-0						
2-4-0		0-0-0		0-0-0		HOME		0-0-0		0-0-0		2-4-0						
6-3-0		0-0-0		0-0-0		AWAY		0-0-0		0-0-0		6-3-0						
1-1-0		0-0-0		0-0-0		NEUTRAL		0-0-0		0-0-0		1-1-0						
RPI	S	Opponent	Score	RPI	S	Opponent	Score	RPI	S	Opponent	Score	RPI	S	Opponent	Score			
				45	A	New Orleans	4 13	58	H	Southeastern La.	8 12	148	A	La.-Monroe	7 10			
				45	H	New Orleans	9 11					162	A	Alabama St.	2 7			
												162	A	Alabama St.	1 6			
												162	A	Alabama St.	3 4			
												162	H	Alabama St.	1 13			
												162	H	Alabama St.	4 15			
												162	H	Alabama St.	4 7			
												167	H	Florida A&M	16 9			
												167	H	Florida A&M	2 15			
												167	H	Florida A&M	4 3			
												237	A	Georgia St.	5 11			
												237	A	Georgia St.	13 12			
												270	A	UT Martin	3 13			
												270	A	UT Martin	8 11			
												270	A	UT Martin	4 10			
												270	H	UT Martin	9 2			
												270	H	UT Martin	9 18			
												270	H	UT Martin	8 5			
												270	H	UT Martin	2 12			
												275	A	UTRGV	4 10			
												275	A	UTRGV	4 11			
				LAST 15 GAMES								292	H	Alcorn	5 1			
				270	A	UT Martin	8 11	292	N	Alcorn	2 3	292	H	Alcorn	6 9			
				270	A	UT Martin	4 10	162	H	Alabama St.	1 13	292	H	Alcorn	11 5			
				270	A	UT Martin	3 13	162	H	Alabama St.	4 15	292	N	Alcorn	2 3			
				45	H	New Orleans	9 11					294	N	Southern U.	4 0			
				292	H	Alcorn	5 1					298	A	Alabama A&M	10 9			
Non-Div. I Games:	LeMoyne-Owen		20	3	Tougaloo		10	0	LeMoyne-Owen		23	2	Concordia (AL)		9	1		
	Tougaloo		8	3	Concordia (AL)		8	0	Concordia (AL)		17	1	Tougaloo		6	1		



Average RPI Win: 294		WON-LOST	WINNING	LAST 15	STRENGTH OF		OPP. STRENGTH	TEAM	ADJ	CONF.	ADJ CONF.		
Average RPI Loss: 208		RECORD	PCT. RANK	GAMES	SCHEDULE		OF SCHEDULE	RPI	RPI	RPI	RPI		
DIV. I ONLY		10-29-0	.25641	280	6-9-0		259	300	290	.38879	290	31	31
DIV. I NON-CONF.		0-23-0	0	296	0-4-0		162	292	298	.36327	298	32	32
TOTALS		RPI 1-25	RPI 26-50		W-L RECORDS		RPI 51-100		RPI 101-150		RPI 150+		
10-29-0	0-0-0	0-0-0		OVERALL		0-1-0		0-4-0		10-24-0			
5-12-0	0-0-0	0-0-0		HOME		0-0-0		0-0-0		5-12-0			
5-13-0	0-0-0	0-0-0		AWAY		0-1-0		0-4-0		5-8-0			
0-4-0	0-0-0	0-0-0		NEUTRAL		0-0-0		0-0-0		0-4-0			
0-23-0	0-0-0	0-0-0		NON-CONFERENCE		0-1-0		0-4-0		0-18-0			
0-8-0	0-0-0	0-0-0		HOME		0-0-0		0-0-0		0-8-0			
0-11-0	0-0-0	0-0-		AWAY		0-1-0		0-4-0		0-6-0			
0-4-0	0-0-0	0-0-0		NEUTRAL		0-0-0		0-0-0		0-4-0			
10-6-0	0-0-0	0-0-0		CONFERENCE		0-0-0		0-0-0		10-6-0			
5-4-0	0-0-0	0-0-0		HOME		0-0-0		0-0-0		5-4-0			
5-2-0	0-0-0	0-0-0		AWAY		0-0-0		0-0-0		5-2-0			
0-0-0	0-0-0	0-0-0		NEUTRAL		0-0-0		0-0-0		0-0-0			
RPI	S	Opponent	Score	RPI	S	Opponent	Score	RPI	S	Opponent	Score		

Non-Div. I Games:

Delaware St.

Delaware St.

300 H Coppin St.	5	4
300 H Coppin St.	14	4

Through Games Of April 26, 2016

RPI	S	Opponent	Score	
293	A	UMES	3	4
293	A	UMES	4	2
293	H	UMES	2	5
293	H	UMES	4	3
293	H	UMES	5	14
300	A	Coppin St.	14	6
300	A	Coppin St.	15	5
300	A	Coppin St.	0	3
300	H	Coppin St.	10	9
300	H	Coppin St.	5	4
300	H	Coppin St.	14	4

Delaware St.

D  
e  
l  
a  
w  
a  
r  
e  
s  
t  
.

D  
e  
l  
a  
w  
a  
r  
e  
s  
t  
.

Average RPI Win:	240	WON-LOST	WINNING	LAST 15	STRENGTH OF	OPP. STRENGTH	TEAM	ADJ	CONF.	ADJ CONF.	
Average RPI Loss:	176	RECORD	PCT. RANK	GAMES	SCHEDULE	OF SCHEDULE	RPI	RPI	RPI	RPI	
DIV. I ONLY	9-31-0	.225	292	3-12-0	270	243	291	.38583	291	26	26
DIV. I NON-CONF.	6-19-0	.24	271	0-6-0	288	188	293	.38806	292	26	26
<hr/>											
TOTALS	RPI 1-25	RPI 26-50		W-L RECORDS		RPI 51-100		RPI 101-150		RPI 150+	
9-31-0	0-0-0	0-2-0		OVERALL		0-3-0		0-7-0		9-19-0	
6-10-0	0-0-0	0-0-0		HOME		0-1-0		0-3-0		6-6-0	
2-18-0	0-0-0	0-1-0		AWAY		0-1-0		0-3-0		2-13-0	
1-3-0	0-0-0	0-1-0		NEUTRAL		0-1-0		0-1-0		1-0-0	
<hr/>											
6-19-0	0-0-0	0-2-0		NON-CONFERENCE		0-3-0		0-1-0		6-13-0	
3-4-0	0-0-0	0-0-0		HOME		0-1-0		0-0-0		3-3-0	
2-12-0	0-0-0	0-0-		AWAY		0-1-0		0-0-0		2-10-0	
1-3-0	0-0-0	0-1-0		NEUTRAL		0-1-0		0-1-0		1-0-0	
<hr/>											
3-12-0	0-0-0	0-0-0		CONFERENCE		0-0-0		0-6-0		3-6-0	
3-6-0	0-0-0	0-0-0		HOME		0-0-0		0-3-0		3-3-0	
0-6-0	0-0-0	0-0-0		AWAY		0-0-0		0-3-0		0-3-0	
0-0-0	0-0-0	0-0-0		NEUTRAL		0-0-0		0-0-0		0-0-0	
<hr/>											
RPI S	Opponent	Score	RPI S	Opponent	Score	RPI S	Opponent	Score	RPI S	Opponent	Score
			38 A	Notre Dame	3 6	80 A	Valparaiso	4 12	103 N	Indiana St.	5 14
			50 N	Boston College	1 7	80 H	Valparaiso	6 10	104 H	Seattle	4 12
						92 N	Iowa	3 15	104 H	Seattle	1 14
									104 H	Seattle	2 12
									139 A	Sacramento St.	1 4
									139 A	Sacramento St.	0 10
									139 A	Sacramento St.	4 5
									155 H	Milwaukee	9 12
									175 A	New Mexico St.	2 8
									175 A	New Mexico St.	4 11
									175 A	New Mexico St.	5 17
									185 A	Hawaii	1 0
									185 A	Hawaii	0 4
									185 A	Hawaii	1 4
									185 A	Hawaii	0 14
									203 A	Ill.-Chicago	0 5
									203 H	Ill.-Chicago	6 3
									203 H	Ill.-Chicago	3 1
									226 H	IPFW	4 5
									231 A	A&M-Corpus Christi	2 6
									231 A	A&M-Corpus Christi	7 1
									231 A	A&M-Corpus Christi	6 8
									245 N	Villanova	4 3
									250 H	Western Mich.	6 3
									254 A	Northwestern	5 11
									254 H	Northwestern	10 12
									268 A	Saint Louis	1 7
<hr/>											
LAST 15 GAMES											
			80 A	Valparaiso	4 12	139 A	Sacramento St.	0 10	245 N	Villanova	4 3
			282 H	Northern Colo.	5 7	139 A	Sacramento St.	4 5	250 H	Western Mich.	6 3
			282 H	Northern Colo.	5 4	155 H	Milwaukee	9 12	254 A	Northwestern	5 11
			282 H	Northern Colo.	4 2				254 H	Northwestern	10 12
			80 H	Valparaiso	6 10				268 A	Saint Louis	1 7

Non-Div. I Games: Otterbein 3 5

Chicago St.

Chicago St.

254	H	Northwestern	10	12
139	A	Sacramento St.	1	4

Through Games Of April 26, 2016

RPI	S	Opponent	Score	
268	A	Saint Louis	0	7
268	A	Saint Louis	2	8
275	H	UTRGV	2	9
275	H	UTRGV	12	7
275	H	UTRGV	1	7
282	H	Northern Colo.	5	7
282	H	Northern Colo.	4	2
282	H	Northern Colo.	5	4

Chicago St.

C  
h  
i  
c  
a  
g  
o  
s  
t  
.

C  
h  
i  
c  
a  
g  
o  
s  
t  
.

Average RPI Win:	296	WON-LOST RECORD	WINNING PCT. RANK	LAST 15 GAMES		STRENGTH OF SCHEDULE	OPP. STRENGTH OF SCHEDULE	TEAM RPI	ADJ RPI	CONF. RPI	ADJ CONF. RPI			
DIV. I ONLY		10-25-0	.28571	272	6-7-0	290	293	292	.38565	292	32	32		
DIV. I NON-CONF.		0-12-0	0	296	0-2-0	4	58	255	.44252	254	31	31		
<hr/>														
TOTALS	RPI 1-25	RPI 26-50		W-L RECORDS		RPI 51-100		RPI 101-150		RPI 150+				
10-25-0	0-1-0	0-4-0		OVERALL		0-6-0		0-1-0		10-13-0				
4-6-0	0-0-0	0-1-0		HOME		0-0-0		0-1-0		4-4-0				
4-16-0	0-1-0	0-3-0		AWAY		0-4-0		0-0-0		4-8-0				
2-3-0	0-0-0	0-0-0		NEUTRAL		0-2-0		0-0-0		2-1-0				
<hr/>														
0-12-0	0-1-0	0-4-0		NON-CONFERENCE		0-6-0		0-1-0		0-0-0				
0-2-0	0-0-0	0-1-0		HOME		0-0-0		0-1-0		0-0-0				
0-8-0	0-1-0	0-0-		AWAY		0-4-0		0-0-0		0-0-0				
0-2-0	0-0-0	0-0-0		NEUTRAL		0-2-0		0-0-0		0-0-0				
<hr/>														
10-13-0	0-0-0	0-0-0		CONFERENCE		0-0-0		0-0-0		10-13-0				
4-4-0	0-0-0	0-0-0		HOME		0-0-0		0-0-0		4-4-0				
4-8-0	0-0-0	0-0-0		AWAY		0-0-0		0-0-0		4-8-0				
2-1-0	0-0-0	0-0-0		NEUTRAL		0-0-0		0-0-0		2-1-0				
<hr/>														
RPI	S	Opponent	Score		RPI	S	Opponent	Score		RPI	S	Opponent	Score	
12	A	Mississippi St.	0	14	39	H	Southeast Mo. St.	4	17	58	A	Southeastern La.	3	15
					45	A	New Orleans	3	12	58	A	Southeastern La.	0	21
					48	A	Alabama	5	8	63	N	UConn	3	25
					48	A	Alabama	0	8	65	A	Louisiana Tech	4	15
										67	A	Austin Peay	0	12
										93	N	Missouri St.	1	13

**Non-Div. I Games:**

## Tougaloo

18 2

## Tougaloo

4 1

## Tougaloo

4 0

Alcorn

289 A Jackson St.	5	11
289 A Jackson St.	9	6

A  
l  
c  
o  
r  
n

A  
l  
c  
o  
r  
n



UMES				Through Games Of April 26, 2016											
Average RPI Win: 269		WON-LOST RECORD	WINNING PCT. RANK	LAST 15 GAMES	STRENGTH OF SCHEDULE	OPP. STRENGTH OF SCHEDULE	TEAM RPI	ADJ RPI	CONF. RPI	ADJ CONF. RPI					
DIV. I ONLY		13-27-0	.325	258	7-8-0	296	296	293	.3839	293	31	31			
DIV. I NON-CONF.		8-15-0	.34783	231	4-1-0	258	285	260	.43596	260	32	32			
TOTALS		RPI 1-25	RPI 26-50		W-L RECORDS		RPI 51-100		RPI 101-150		RPI 150+				
13-27-0		0-0-0	0-1-0		OVERALL		0-1-0		0-0-0		13-25-0				
5-6-0		0-0-0	0-0-0		HOME		0-0-0		0-0-0		5-6-0				
5-19-0		0-0-0	0-1-0		AWAY		0-1-0		0-0-0		5-17-0				
3-2-0		0-0-0	0-0-0		NEUTRAL		0-0-0		0-0-0		3-2-0				
8-15-0		0-0-0	0-1-0		NON-CONFERENCE		0-1-0		0-0-0		8-13-0				
3-1-0		0-0-0	0-0-0		HOME		0-0-0		0-0-0		3-1-0				
2-12-0		0-0-0	0-0-		AWAY		0-1-0		0-0-0		2-10-0				
3-2-0		0-0-0	0-0-0		NEUTRAL		0-0-0		0-0-0		3-2-0				
5-12-0		0-0-0	0-0-0		CONFERENCE		0-0-0		0-0-0		5-12-0				
2-5-0		0-0-0	0-0-0		HOME		0-0-0		0-0-0		2-5-0				
3-7-0		0-0-0	0-0-0		AWAY		0-0-0		0-0-0		3-7-0				
0-0-0		0-0-0	0-0-0		NEUTRAL		0-0-0		0-0-0		0-0-0				
RPI	S	Opponent	Score	RPI	S	Opponent	Score	RPI	S	Opponent	Score	RPI	S	Opponent	Score
				42	A	UNCG	2 8	61	A	Duke	1 9	152	A	Navy	2 11
												152	H	Navy	4 16
												161	A	Richmond	4 7
												161	A	Richmond	0 15
												189	A	Georgetown	9 4
												189	A	Georgetown	5 7
												215	A	Eastern Ky.	5 4
												215	A	Eastern Ky.	3 14
												215	A	Eastern Ky.	2 20
												215	A	Eastern Ky.	1 17
												230	A	VMI	1 14
												230	A	VMI	3 7
												230	A	VMI	2 23
												249	N	Fairleigh Dickinson	5 7
												249	N	Fairleigh Dickinson	5 1
												249	N	Fairleigh Dickinson	6 4
												265	H	Lehigh	7 6
												265	H	Lehigh	5 4
												284	A	Norfolk St.	1 3
												284	A	Norfolk St.	0 6
												284	A	Norfolk St.	0 8
												284	H	Norfolk St.	6 7
												284	H	Norfolk St.	7 20
												284	H	Norfolk St.	2 11
												290	A	Delaware St.	14 5
												290	A	Delaware St.	3 4
												290	A	Delaware St.	5 2
LAST 15 GAMES															
				189	A	Georgetown	9 4	284	A	Norfolk St.	0 6	284	H	Norfolk St.	7 20
				189	A	Georgetown	5 7	284	A	Norfolk St.	0 8	284	H	Norfolk St.	2 11
				290	H	Delaware St.	2 4	300	A	Coppin St.	6 12	290	A	Delaware St.	14 5
				290	H	Delaware St.	4 3					290	A	Delaware St.	3 4
				265	H	Lehigh	5 4					290	A	Delaware St.	5 2

Non-Div. I Games:

UMES

265	H	Lehigh	7	6
284	A	Norfolk St.	1	3

RPI	S	Opponent	Score	
290	H	Delaware St.	4	3
290	H	Delaware St.	2	4
295	N	Saint Peter's	17	5
295	N	Saint Peter's	8	10
296	H	Mt. St. Mary's	9	2
300	A	Coppin St.	6	12
300	A	Coppin St.	4	16
300	A	Coppin St.	1	3
300	A	Coppin St.	7	3
300	H	Coppin St.	1	3
300	H	Coppin St.	4	3

[illegible]

297 H Prairie View	16	5
297 H Prairie View	4	1

S  
o  
u  
t  
h  
e  
r  
n  
U  
.

S  
o  
u  
t  
h  
e  
r  
n  
U  
.

Average RPI Win:	220	WON-LOST RECORD	WINNING PCT. RANK	LAST 15 GAMES	STRENGTH OF SCHEDULE	OPP. STRENGTH OF SCHEDULE	TEAM RPI	ADJ RPI	CONF. RPI	ADJ CONF. RPI		
DIV. I ONLY		6-30-0	.16667	298	2-13-0	277	279	295	.3764	295	27	27
DIV. I NON-CONF.		5-19-0	.20833	279	1-7-0	278	288	288	.39538	288	25	25
<hr/>												
TOTALS	RPI 1-25	RPI 26-50		W-L RECORDS		RPI 51-100		RPI 101-150		RPI 150+		
6-30-0	0-0-0	0-1-0		OVERALL		0-0-0		0-1-0		6-28-0		
1-10-0	0-0-0	0-0-0		HOME		0-0-0		0-0-0		1-10-0		
4-17-0	0-0-0	0-1-0		AWAY		0-0-0		0-1-0		4-15-0		
1-3-0	0-0-0	0-0-0		NEUTRAL		0-0-0		0-0-0		1-3-0		
<hr/>												
5-19-0	0-0-0	0-1-0		NON-CONFERENCE		0-0-0		0-1-0		5-17-0		
0-2-0	0-0-0	0-0-0		HOME		0-0-0		0-0-0		0-2-0		
4-14-0	0-0-0	0-0-		AWAY		0-0-0		0-1-0		4-12-0		
1-3-0	0-0-0	0-0-0		NEUTRAL		0-0-0		0-0-0		1-3-0		
<hr/>												
1-11-0	0-0-0	0-0-0		CONFERENCE		0-0-0		0-0-0		1-11-0		
1-8-0	0-0-0	0-0-0		HOME		0-0-0		0-0-0		1-8-0		
0-3-0	0-0-0	0-0-0		AWAY		0-0-0		0-0-0		0-3-0		
0-0-0	0-0-0	0-0-0		NEUTRAL		0-0-0		0-0-0		0-0-0		
<hr/>												
RPI	S	Opponent	Score	RPI	S	Opponent	Score	RPI	S	Opponent	Score	
				30	A	Wake Forest	2 8					
								106	A	Seton Hall	4 5	
								153	H	Monmouth	7 11	
								153	H	Monmouth	8 7	
								153	H	Monmouth	1 4	
								154	A	St. John's (NY)	9 8	
								161	A	Richmond	2 12	
								161	A	Richmond	0 10	
								161	N	Richmond	6 12	
								166	A	Stony Brook	3 7	
								180	A	Albany (NY)	0 5	
								180	A	Albany (NY)	2 5	
								180	A	Albany (NY)	5 17	
								184	A	Canisius	7 8	
								184	A	Canisius	0 9	
								184	A	Canisius	7 11	
								196	H	Fairfield	3 8	
								196	H	Fairfield	2 12	
								196	H	Fairfield	3 11	
								197	A	Fordham	2 0	
								223	H	Niagara	0 13	
								223	H	Niagara	2 21	
								223	H	Niagara	0 11	
				LAST 15 GAMES								
				244	A	NJIT	5 6	180	A	Albany (NY)	0 5	
				196	H	Fairfield	3 8	276	A	Wagner	6 13	
				196	H	Fairfield	3 11	153	H	Monmouth	7 11	
				196	H	Fairfield	2 12					
				154	A	St. John's (NY)	9 8					
								227	H	Hofstra	4 11	
								228	N	Harvard	1 7	
								244	A	NJIT	0 16	
								244	A	NJIT	5 6	
								244	H	NJIT	7 11	

Non-Div. I Games:

Saint Peter's

180	A	Albany (NY)	2	5
180	A	Albany (NY)	5	17

RPI	S	Opponent	Score	
245	A	Villanova	5	1
245	A	Villanova	3	7
265	A	Lehigh	3	6
276	A	Wagner	6	13
277	A	La Salle	7	3
277	A	La Salle	0	1
293	N	UMES	5	17
293	N	UMES	10	8

Saint Peter's

S  
a  
i  
n  
t  
P  
e  
t  
e  
r  
'  
s

S  
a  
i  
n  
t  
P  
e  
t  
e  
r  
'  
s

Average RPI Win:	259	WON-LOST	WINNING	LAST 15	STRENGTH OF	OPP. STRENGTH	TEAM	ADJ	CONF.	ADJ CONF.					
Average RPI Loss:	225	RECORD	PCT. RANK	GAMES	SCHEDULE	OF SCHEDULE	RPI	RPI	RPI	RPI					
DIV. I ONLY		9-27-0	.25	282	7-8-0	297	283	296	.36871	296	28	28			
DIV. I NON-CONF.		3-13-0	.1875	285	2-1-0	286	296	297	.37323	297	28	28			
<hr/>															
TOTALS	RPI 1-25	RPI 26-50		W-L RECORDS		RPI 51-100		RPI 101-150		RPI 150+					
9-27-0	0-0-0	0-1-0		OVERALL		0-3-0		0-0-0		9-23-0					
2-10-0	0-0-0	0-0-0		HOME		0-0-0		0-0-0		2-10-0					
7-17-0	0-0-0	0-1-0		AWAY		0-3-0		0-0-0		7-13-0					
0-0-0	0-0-0	0-0-0		NEUTRAL		0-0-0		0-0-0		0-0-0					
<hr/>															
3-13-0	0-0-0	0-1-0		NON-CONFERENCE		0-3-0		0-0-0		3-9-0					
1-3-0	0-0-0	0-0-0		HOME		0-0-0		0-0-0		1-3-0					
2-10-0	0-0-0	0-0-		AWAY		0-3-0		0-0-0		2-6-0					
0-0-0	0-0-0	0-0-0		NEUTRAL		0-0-0		0-0-0		0-0-0					
<hr/>															
6-14-0	0-0-0	0-0-0		CONFERENCE		0-0-0		0-0-0		6-14-0					
1-7-0	0-0-0	0-0-0		HOME		0-0-0		0-0-0		1-7-0					
5-7-0	0-0-0	0-0-0		AWAY		0-0-0		0-0-0		5-7-0					
0-0-0	0-0-0	0-0-0		NEUTRAL		0-0-0		0-0-0		0-0-0					
<hr/>															
RPI	S	Opponent	Score	RPI	S	Opponent	Score	RPI	S	Opponent	Score				
				30	A	Wake Forest	2 8	60	A	Jacksonville	7 15	206	A	UMBC	1 3
								60	A	Jacksonville	3 14	206	A	UMBC	3 9
								60	A	Jacksonville	2 13	206	H	UMBC	5 3
												216	A	Central Conn. St.	6 4
												216	A	Central Conn. St.	4 19
												216	A	Central Conn. St.	0 2
												216	A	Central Conn. St.	0 6
												241	A	Towson	7 8
												249	A	Fairleigh Dickinson	0 6
												249	A	Fairleigh Dickinson	3 4
												249	A	Fairleigh Dickinson	4 9
												249	A	Fairleigh Dickinson	13 6
												249	H	Fairleigh Dickinson	1 4
												249	H	Fairleigh Dickinson	5 2
												249	H	Fairleigh Dickinson	0 1
												249	H	Fairleigh Dickinson	2 17
												257	H	Buffalo	0 2
												257	H	Buffalo	0 15
												276	A	Wagner	2 1
												276	A	Wagner	8 9
												276	A	Wagner	3 0
												276	A	Wagner	6 5
												276	H	Wagner	4 17
												276	H	Wagner	6 14
												276	H	Wagner	4 20
												276	H	Wagner	0 2
												285	A	UNC Asheville	2 8
<hr/>															
LAST 15 GAMES															
				276	A	Wagner	8 9	249	H	Fairleigh Dickinson	1 4	276	H	Wagner	4 17
				276	A	Wagner	2 1	249	H	Fairleigh Dickinson	2 17	276	H	Wagner	6 14
				276	A	Wagner	3 0	216	A	Central Conn. St.	6 4	276	H	Wagner	4 20
				276	A	Wagner	6 5					276	H	Wagner	0 2
				300	A	Coppin St.	16 6								

Non-Div. I Games:

Mt. St. Mary's

249	H	Fairleigh Dickinson	0	1
249	H	Fairleigh Dickinson	5	2

RPI	S	Opponent	Score	
285	A	UNC Asheville	2	1
285	A	UNC Asheville	5	8
293	A	UMES	2	9
300	A	Coppin St.	16	6
300	H	Coppin St.	9	12



Average RPI Win: 278		WON-LOST RECORD		WINNING PCT. RANK		LAST 15 GAMES		STRENGTH OF SCHEDULE		OPP. STRENGTH OF SCHEDULE		TEAM RPI		ADJ RPI		CONF. RPI		ADJ CONF. RPI	
DIV. I ONLY		8-25-0		.24242 285		2-11-0		293		295		297		.3663 297		32		32	
DIV. I NON-CONF.		1-10-0		.09091 295		0-2-0		179		220		287		.40034 287		31		31	
TOTALS		RPI 1-25		RPI 26-50		W-L RECORDS		RPI 51-100		RPI 101-150		RPI 150+							
8-25-0		0-1-0		0-1-0		OVERALL		0-2-0		0-0-0		8-21-0							
3-6-0		0-0-0		0-0-0		HOME		0-0-0		0-0-0		3-6-0							
3-17-0		0-1-0		0-1-0		AWAY		0-1-0		0-0-0		3-14-0							
2-2-0		0-0-0		0-0-0		NEUTRAL		0-1-0		0-0-0		2-1-0							
1-10-0		0-1-0		0-1-0		NON-CONFERENCE		0-2-0		0-0-0		1-6-0							
0-1-0		0-0-0		0-0-0		HOME		0-0-0		0-0-0		0-1-0							
1-7-0		0-1-0		0-0-		AWAY		0-1-0		0-0-0		1-4-0							
0-2-0		0-0-0		0-0-0		NEUTRAL		0-1-0		0-0-0		0-1-0							
7-15-0		0-0-0		0-0-0		CONFERENCE		0-0-0		0-0-0		7-15-0							
3-5-0		0-0-0		0-0-0		HOME		0-0-0		0-0-0		3-5-0							
2-10-0		0-0-0		0-0-0		AWAY		0-0-0		0-0-0		2-10-0							
2-0-0		0-0-0		0-0-0		NEUTRAL		0-0-0		0-0-0		2-0-0							
RPI	S	Opponent		Score		RPI	S	Opponent		Score		RPI	S	Opponent		Score			
4	A	Texas A&M		0 11		44	A	Lamar		3 13		65	N	Louisiana Tech		0 7			
												84	A	Sam Houston St.		5 16			
														182 A Houston Baptist		3 5			
														182 H Houston Baptist		17 21			
														188 N Washington St.		3 14			
														224 A Grambling		6 13			
														224 A Grambling		7 11			
														224 A Grambling		4 8			
														224 N Grambling		4 3			
														269 A Incarnate Word		2 12			
														269 A Incarnate Word		5 1			
														275 A UTRGV		9 11			
														275 A UTRGV		6 7			
														278 A Ark.-Pine Bluff		1 21			
														278 A Ark.-Pine Bluff		0 12			
														278 A Ark.-Pine Bluff		1 11			
														278 H Ark.-Pine Bluff		7 11			
														278 H Ark.-Pine Bluff		0 9			
														278 H Ark.-Pine Bluff		17 13			
														288 A Texas Southern		5 6			
														288 A Texas Southern		12 8			
														288 A Texas Southern		5 4			
														288 H Texas Southern		3 11			
														288 H Texas Southern		12 2			
														288 H Texas Southern		5 24			
														292 N Alcorn		11 10			
														294 A Southern U.		5 16			
														294 A Southern U.		1 4			
														294 A Southern U.		9 13			
LAST 15 GAMES																			
		182 H Houston Baptist		17 21				288 H Texas Southern		5 24				288 H Texas Southern		5 24			
		278 H Ark.-Pine Bluff		0 9				288 H Texas Southern		12 2				292 N Alcorn		11 10			
		278 H Ark.-Pine Bluff		17 13				288 H Texas Southern		3 11				294 A Southern U.		5 16			
		278 H Ark.-Pine Bluff		7 11										294 A Southern U.		1 4			
		294 A Southern U.		9 13										294 A Southern U.		9 13			

294 A Southern U.	5	16
294 A Southern U.	1	4

RPI	S	Opponent	Score	
294	H	Southern U.	2	9
294	H	Southern U.	7	1

Prairie View

P  
r  
a  
i  
r  
i  
e  
V  
i  
e  
w

P  
r  
a  
i  
r  
i  
e  
V  
i  
e  
w

Average RPI Win: 263		WON-LOST	WINNING	LAST 15	STRENGTH OF		OPP. STRENGTH	TEAM	ADJ		CONF.	ADJ CONF.		
Average RPI Loss: 217		RECORD	PCT. RANK	GAMES	SCHEDULE		OF SCHEDULE	RPI	RPI		RPI	RPI		
DIV. I ONLY		11-34-0	.24444	284	6-9-0		298	289	298		.35321	298		
DIV. I NON-CONF.		4-20-0	.16667	287	2-3-0		270	223	295		.37857	295		
TOTALS		RPI 1-25	RPI 26-50		W-L RECORDS		RPI 51-100		RPI 101-150		RPI 150+			
11-34-0		0-0-0	0-1-0		OVERALL		1-3-0		0-3-0		10-27-0			
5-18-0		0-0-0	0-0-0		HOME		0-0-0		0-0-0		5-18-0			
6-16-0		0-0-0	0-1-0		AWAY		1-2-0		0-3-0		5-8-0			
0-0-0		0-0-0	0-0-0		NEUTRAL		0-0-0		0-0-0		0-0-0			
4-20-0		0-0-0	0-1-0		NON-CONFERENCE		1-3-0		0-3-0		3-13-0			
2-8-0		0-0-0	0-0-0		HOME		0-0-0		0-0-0		2-8-0			
2-12-0		0-0-0	0-0-		AWAY		1-3-0		0-3-0		1-5-0			
0-0-0		0-0-0	0-0-0		NEUTRAL		0-0-0		0-0-0		0-0-0			
7-14-0		0-0-0	0-0-0		CONFERENCE		0-0-0		0-0-0		7-14-0			
3-10-0		0-0-0	0-0-0		HOME		0-0-0		0-0-0		3-10-0			
4-4-0		0-0-0	0-0-0		AWAY		0-0-0		0-0-0		4-4-0			
0-0-0		0-0-0	0-0-0		NEUTRAL		0-0-0		0-0-0		0-0-0			
RPI	S	Opponent	Score		RPI	S	Opponent	Score		RPI	S	Opponent	Score	
			31	A	Tulane		0	7		83	A	Troy	0	8
										96	A	Missouri	3	5
										97	A	Samford	7	5
										97	A	Samford	6	18
										115	A	Auburn	1	15
										115	A	Auburn	0	5
										117	A	UAB	2	12
										162	H	Alabama St.	4	16
										162	H	Alabama St.	3	7
										162	H	Alabama St.	2	17
										207	A	Murray St.	3	11
										213	A	Tennessee Tech	6	11
										213	H	Tennessee Tech	6	34
										215	A	Eastern Ky.	3	1
										215	H	Eastern Ky.	6	11
										226	H	IPFW	1	8
										226	H	IPFW	6	4
										226	H	IPFW	6	7
										226	H	IPFW	7	9
										229	A	Lipscomb	5	14
										229	A	Lipscomb	3	10
										229	A	Lipscomb	4	5
										270	H	UT Martin	2	9
										278	A	Ark.-Pine Bluff	0	1
										278	A	Ark.-Pine Bluff	3	4
										278	A	Ark.-Pine Bluff	2	5
										287	H	Savannah St.	12	9
										287	H	Savannah St.	12	17
										287	H	Savannah St.	2	3
										289	H	Jackson St.	1	20
										289	H	Jackson St.	9	10
LAST 15 GAMES														
			207	A	Murray St.		3	11		299	H	Mississippi Val.	1	2
			292	A	Alcorn		13	3		299	H	Mississippi Val.	10	11
			292	A	Alcorn		8	3		299	H	Mississippi Val.	10	6
			292	A	Alcorn		4	6						
			97	A	Samford		7	5						

Non-Div. I Games: North Ala. 6 5

Alabama A&amp;M

97	A	Samford	6	18
299	H	Mississippi Val.	17	4

RPI	S	Opponent	Score	
289	H	Jackson St.	4	22
292	A	Alcorn	13	3
292	A	Alcorn	8	3
292	A	Alcorn	4	6
292	H	Alcorn	13	15
292	H	Alcorn	4	16
292	H	Alcorn	12	2
299	A	Mississippi Val.	12	10
299	A	Mississippi Val.	5	2
299	H	Mississippi Val.	17	4
299	H	Mississippi Val.	1	2
299	H	Mississippi Val.	10	6
299	H	Mississippi Val.	10	11

Alabama A&M

A  
l  
a  
b  
a  
m  
a  
A  
&  
M

A  
l  
a  
b  
a  
m  
a  
A  
&  
M

Average RPI Win: 295		WON-LOST RECORD		WINNING PCT. RANK		LAST 15 GAMES		STRENGTH OF SCHEDULE		OPP. STRENGTH OF SCHEDULE		TEAM RPI		ADJ RPI		CONF. RPI		ADJ CONF. RPI	
DIV. I ONLY		4-29-0		.12121 300		2-11-0		294		294		299		.32996 299		32		32	
DIV. I NON-CONF.		0-12-0		0 296		0-1-0		222		143		299		.35742 299		31		31	
TOTALS		RPI 1-25		RPI 26-50		W-L RECORDS		RPI 51-100		RPI 101-150		RPI 150+							
4-29-0		0-1-0		0-1-0		OVERALL		0-2-0		0-1-0		4-24-0							
2-9-0		0-0-0		0-0-0		HOME		0-0-0		0-0-0		2-9-0							
2-20-0		0-1-0		0-1-0		AWAY		0-2-0		0-1-0		2-15-0							
0-0-0		0-0-0		0-0-0		NEUTRAL		0-0-0		0-0-0		0-0-0							
0-12-0		0-1-0		0-1-0		NON-CONFERENCE		0-2-0		0-1-0		0-7-0							
0-0-0		0-0-0		0-0-0		HOME		0-0-0		0-0-0		0-0-0							
0-12-0		0-1-0		0-0-		AWAY		0-2-0		0-1-0		0-7-0							
0-0-0		0-0-0		0-0-0		NEUTRAL		0-0-0		0-0-0		0-0-0							
4-17-0		0-0-0		0-0-0		CONFERENCE		0-0-0		0-0-0		4-17-0							
2-9-0		0-0-0		0-0-0		HOME		0-0-0		0-0-0		2-9-0							
2-8-0		0-0-0		0-0-0		AWAY		0-0-0		0-0-0		2-8-0							
0-0-0		0-0-0		0-0-0		NEUTRAL		0-0-0		0-0-0		0-0-0							
RPI	S	Opponent		Score		RPI	S	Opponent		Score		RPI	S	Opponent		Score			
12	A	Mississippi St.		1	16	41	A	Northwestern St.		7	10	85	A	Arkansas		0	20		
												85	A	Arkansas		4	21		
														Little Rock		3	20		
														Alabama St.		2	27		
														Alabama St.		0	3		
														Alabama St.		3	11		
														Alabama St.		1	28		
														Alabama St.		0	10		
														Alabama St.		0	12		
														Nicholls St.		3	13		
														Nicholls St.		2	18		
														Nicholls St.		1	6		
														Nicholls St.		1	15		
														Lipscomb		3	16		
														Lipscomb		1	11		
														Lipscomb		1	7		
														Jackson St.		9	19		
														Jackson St.		3	10		
														Jackson St.		5	16		
														Alcorn		4	11		
														Alcorn		4	12		
														Alcorn		2	9		
														Alcorn		6	5		
														Alcorn		5	1		
														Alcorn		3	10		
														Alabama A&M		2	1		
														Alabama A&M		11	10		
														Alabama A&M		4	17		
														Alabama A&M		6	10		
Non-Div. I Games:				Tougaloo		16	3	Delta St.		4	12	Tougaloo		18	8	Delta St.		1	16
																Mississippi Val.			

Mississippi Val.

298	A	Alabama A&M	11	10
298	A	Alabama A&M	2	1

Through Games Of April 26, 2016

RPI	S	Opponent	Score
298	H	Alabama A&M	10 <span>12</span>
298	H	Alabama A&M	2 <span>5</span>

Mississippi Val.

M  
i  
s  
s  
i  
s  
s  
i  
p  
p  
i  
V  
a  
l  
.

M  
i  
s  
s  
i  
s  
s  
i  
p  
p  
i  
V  
a  
l  
.

Average RPI Win:	284	WON-LOST RECORD	WINNING PCT. RANK	LAST 15 GAMES	STRENGTH OF SCHEDULE	OPP. STRENGTH OF SCHEDULE	TEAM RPI	ADJ RPI	CONF. RPI	ADJ CONF. RPI	
Average RPI Loss:	260										
DIV. I ONLY	9-30-0	.23077	289	5-10-0	300	299	300	.32961	300	31	31
DIV. I NON-CONF.	3-18-0	.14286	292	1-3-0	297	297	300	.33013	300	32	32
<hr/>											
TOTALS	RPI 1-25	RPI 26-50		W-L RECORDS		RPI 51-100		RPI 101-150		RPI 150+	
9-30-0	0-0-0	0-0-0		OVERALL		0-0-0		0-0-0		9-30-0	
6-14-0	0-0-0	0-0-0		HOME		0-0-0		0-0-0		6-14-0	
2-14-0	0-0-0	0-0-0		AWAY		0-0-0		0-0-0		2-11-0	
1-2-0	0-0-0	0-0-0		NEUTRAL		0-0-0		0-0-0		1-2-0	
<hr/>											
3-18-0	0-0-0	0-0-0		NON-CONFERENCE		0-0-0		0-0-0		3-18-0	
1-9-0	0-0-0	0-0-0		HOME		0-0-0		0-0-0		1-9-0	
1-7-0	0-0-0	0-0-		AWAY		0-0-0		0-0-0		1-7-0	
1-2-0	0-0-0	0-0-0		NEUTRAL		0-0-0		0-0-0		1-2-0	
<hr/>											
6-12-0	0-0-0	0-0-0		CONFERENCE		0-0-0		0-0-0		6-12-0	
5-5-0	0-0-0	0-0-0		HOME		0-0-0		0-0-0		5-5-0	
1-7-0	0-0-0	0-0-0		AWAY		0-0-0		0-0-0		1-7-0	
0-0-0	0-0-0	0-0-0		NEUTRAL		0-0-0		0-0-0		0-0-0	
<hr/>											
RPI S	Opponent	Score	RPI S	Opponent	Score	RPI S	Opponent	Score	RPI S	Opponent	Score
						189 H Georgetown 4 5					
						206 A UMBC 3 12					
						227 H Hofstra 0 17					
						227 H Hofstra 0 15					
						227 H Hofstra 4 17					
						237 A Georgia St. 0 13					
						237 A Georgia St. 0 17					
						237 A Georgia St. 4 22					
						237 A Georgia St. 0 12					
						241 A Towson 7 8					
						244 H NJIT 4 5					
						244 H NJIT 2 9					
						244 H NJIT 2 3					
						249 H Fairleigh Dickinson 24 35					
						249 H Fairleigh Dickinson 15 8					
						263 N NYIT 10 4					
						263 N NYIT 7 14					
						263 N NYIT 2 5					
						265 A Lehigh 4 10					
						284 A Norfolk St. 1 4					
						284 A Norfolk St. 0 2					
						284 A Norfolk St. 0 10					
						284 H Norfolk St. 3 6					
						284 H Norfolk St. 2 12					
						284 H Norfolk St. 11 7					
290 A Delaware St. 9 10											
290 A Delaware St. 4 14											
<hr/>											
LAST 15 GAMES											
			284 A Norfolk St. 1 4			249 H Fairleigh Dickinson 24 35			284 H Norfolk St. 3 6		
			284 A Norfolk St. 0 2			249 H Fairleigh Dickinson 15 8			284 H Norfolk St. 2 12		
			284 A Norfolk St. 0 10			293 H UMES 12 6			284 H Norfolk St. 11 7		
			296 H Mt. St. Mary's 6 16						290 A Delaware St. 9 10		
			290 A Delaware St. 9 10						290 A Delaware St. 4 14		

Non-Div. I Games:

Coppin St.

Coppin St.

290 A Delaware St.	4	5
290 A Delaware St.	4	14

Through Games Of April 26, 2016

RPI	S	Opponent	Score	
290	A	Delaware St.	4	5
290	H	Delaware St.	5	15
290	H	Delaware St.	6	14
290	H	Delaware St.	3	0
293	A	UMES	3	1
293	A	UMES	3	4
293	H	UMES	16	4
293	H	UMES	3	1
293	H	UMES	3	7
293	H	UMES	12	6
296	A	Mt. St. Mary's	12	9
296	H	Mt. St. Mary's	6	16

Coppin St.

C  
o  
p  
p  
i  
n  
s  
t  
.

C  
o  
p  
p  
i  
n  
s  
t  
.