

Average RPI Win:		91	WON-LOST RECORD		WINNING PCT. RANK		LAST 15 GAMES		STRENGTH OF SCHEDULE		OPP. STRENGTH OF SCHEDULE		TEAM RPI	ADJ RPI		CONF. RPI		ADJ CONF. RPI						
DIV. I ONLY			36-6-0		.85714		1		12-3-0		3		5		1		.65457		1		1		1	
DIV. I NON-CONF.			23-1-0		.95833		1		3-0-0		12		22		1		.67131		1		2		2	
TOTALS		RPI 1-25		RPI 26-50		W-L RECORDS		RPI 51-100		RPI 101-150		RPI 150+												
36-6-0		9-3-0		4-3-0		OVERALL		10-0-0		5-0-0		8-0-0												
25-3-0		5-2-0		3-1-0		HOME		6-0-0		4-0-0		7-0-0												
9-3-0		3-1-0		1-2-0		AWAY		4-0-0		1-0-0		0-0-0												
2-0-0		1-0-0		0-0-0		NEUTRAL		0-0-0		0-0-0		1-0-0												
23-1-0		5-1-0		1-0-0		NON-CONFERENCE		7-0-0		2-0-0		8-0-0												
16-0-0		1-0-0		1-0-0		HOME		6-0-0		1-0-0		7-0-0												
5-1-0		3-1-0		0-0-		AWAY		1-0-0		1-0-0		0-0-0												
2-0-0		1-0-0		0-0-0		NEUTRAL		0-0-0		0-0-0		1-0-0												
13-5-0		4-2-0		3-3-0		CONFERENCE		3-0-0		3-0-0		0-0-0												
9-3-0		4-2-0		2-1-0		HOME		0-0-0		3-0-0		0-0-0												
4-2-0		0-0-0		1-2-0		AWAY		3-0-0		0-0-0		0-0-0												
0-0-0		0-0-0		0-0-0		NEUTRAL		0-0-0		0-0-0		0-0-0												
RPI	S	Opponent		Score		RPI	S	Opponent		Score		RPI	S	Opponent		Score								
4	H	Texas A&M		7 4		27	H	Fla. Atlantic		2 1		61	H	Jacksonville		7 2								
4	H	Texas A&M		10 7		28	H	Georgia		6 0		61	H	Jacksonville		3 1								
4	H	Texas A&M		7 2		28	H	Georgia		1 2		62	A	North Florida		6 2								
6	A	Florida St.		8 2		28	H	Georgia		4 1		62	H	North Florida		5 4								
6	H	Florida St.		6 0		36	A	Kentucky		4 7		92	A	Arkansas		12 8								
6	N	Florida St.		3 2		36	A	Kentucky		12 5		92	A	Arkansas		9 2								
7	A	Miami (FL)		3 5		36	A	Kentucky		4 5		92	A	Arkansas		8 2								
7	A	Miami (FL)		7 3								94	H	FGCU		8 4								
7	A	Miami (FL)		5 0								94	H	FGCU		4 2								
13	H	Mississippi St.		8 2								94	H	FGCU		12 3								
13	H	Mississippi St.		4 10																				
13	H	Mississippi St.		1 2																				
						LAST 15 GAMES																		
						28 H Georgia 4 1						6 A Florida St. 8 2												
						28 H Georgia 6 0						13 H Mississippi St. 1 2												
						28 H Georgia 1 2						13 H Mississippi St. 4 10												
						61 H Jacksonville 3 1																		
						92 A Arkansas 8 2																		

Non-Div. I Games:

Florida

92 A Arkansas	9	2
92 A Arkansas	12	8

F
l
o
r
i
d
a

F
l
o
r
i
d
a

Average RPI Win: 100		WON-LOST	WINNING	LAST 15	STRENGTH OF		OPP. STRENGTH	TEAM	ADJ	CONF.	ADJ CONF.
Average RPI Loss: 19		RECORD	PCT. RANK	GAMES	SCHEDULE		OF SCHEDULE	RPI	RPI	RPI	RPI
DIV. I ONLY		31-9-0	.775	6	11-4-0		19	3	2	.62762	2
DIV. I NON-CONF.		17-2-0	.89474	5	3-0-0		93	21	4	.62643	4
TOTALS		RPI 1-25	RPI 26-50		W-L RECORDS		RPI 51-100		RPI 101-150		RPI 150+
31-9-0		6-6-0	7-1-0		OVERALL		7-2-0		1-0-0		10-0-0
24-1-0		3-0-0	6-1-0		HOME		5-0-0		1-0-0		9-0-0
7-8-0		3-6-0	1-0-0		AWAY		2-2-0		0-0-0		1-0-0
0-0-0		0-0-0	0-0-0		NEUTRAL		0-0-0		0-0-0		0-0-0
17-2-0		1-2-0	2-0-0		NON-CONFERENCE		6-0-0		1-0-0		7-0-0
13-0-0		0-0-0	1-0-0		HOME		5-0-0		1-0-0		6-0-0
4-2-0		1-2-0	1-0-		AWAY		1-0-0		0-0-0		1-0-0
0-0-0		0-0-0	0-0-0		NEUTRAL		0-0-0		0-0-0		0-0-0
14-7-0		5-4-0	5-1-0		CONFERENCE		1-2-0		0-0-0		3-0-0
11-1-0		3-0-0	5-1-0		HOME		0-0-0		0-0-0		3-0-0
3-6-0		2-4-0	0-0-0		AWAY		1-2-0		0-0-0		0-0-0
0-0-0		0-0-0	0-0-0		NEUTRAL		0-0-0		0-0-0		0-0-0
RPI S	Opponent	Score		RPI S	Opponent	Score		RPI S	Opponent	Score	
5 A	Ole Miss	2	4	29 H	Virginia	3	6	52 A	Boston College	1	2
5 A	Ole Miss	5	6	29 H	Virginia	15	0	52 A	Boston College	1	6
5 A	Ole Miss	4	0	29 H	Virginia	11	4	52 A	Boston College	6	2
6 A	Florida St.	7	1	36 A	Kentucky	9	6	73 H	Wright St.	9	1
6 A	Florida St.	7	12	36 H	Kentucky	7	6	78 A	Western Ky.	17	0
6 A	Florida St.	5	16	44 H	Notre Dame	1	0	78 H	Western Ky.	14	2
7 A	Miami (FL)	3	6	44 H	Notre Dame	4	3	97 H	Princeton	9	1
7 A	Miami (FL)	4	8	44 H	Notre Dame	8	2	97 H	Princeton	4	2
7 A	Miami (FL)	4	3					97 H	Princeton	11	0
11 H	Clemson	15	2								
11 H	Clemson	7	2								
11 H	Clemson	9	8								
LAST 15 GAMES											
52 A	Boston College	6	2	78 H	Western Ky.	14	2				
52 A	Boston College	1	2	6 A	Florida St.	5	16				
52 A	Boston College	1	6	6 A	Florida St.	7	1				
36 H	Kentucky	7	6								
11 H	Clemson	9	8								

Non-Div. I Games:

Louisville

11	H	Clemson	7	2
11	H	Clemson	15	2

L
o
u
i
s
v
i
l
l
e

L
o
u
i
s
v
i
l
l
e

Average RPI Win:	118	WON-LOST	WINNING	LAST 15	STRENGTH OF	OPP. STRENGTH	TEAM	ADJ	CONF.	ADJ CONF.		
Average RPI Loss:	23	RECORD	PCT. RANK	GAMES	SCHEDULE	OF SCHEDULE	RPI	RPI	RPI	RPI		
DIV. I ONLY		33-8-0	.80488	2	10-5-0	22	22	3	.62455	3	1	1
DIV. I NON-CONF.		19-4-0	.82609	11	2-1-0	108	61	15	.58918	15	2	2
<hr/>												
TOTALS	RPI 1-25	RPI 26-50		W-L RECORDS		RPI 51-100		RPI 101-150		RPI 150+		
33-8-0	6-5-0	1-2-0		OVERALL		9-1-0		4-0-0		13-0-0		
25-1-0	2-0-0	0-0-0		HOME		9-1-0		4-0-0		10-0-0		
8-5-0	4-3-0	1-2-0		AWAY		0-0-0		0-0-0		3-0-0		
0-2-0	0-2-0	0-0-0		NEUTRAL		0-0-0		0-0-0		0-0-0		
19-4-0	2-3-0	0-0-0		NON-CONFERENCE		3-1-0		1-0-0		13-0-0		
16-1-0	2-0-0	0-0-0		HOME		3-1-0		1-0-0		10-0-0		
3-1-0	0-1-0	0-0-		AWAY		0-0-0		0-0-0		3-0-0		
0-2-0	0-2-0	0-0-0		NEUTRAL		0-0-0		0-0-0		0-0-0		
14-4-0	4-2-0	1-2-0		CONFERENCE		6-0-0		3-0-0		0-0-0		
9-0-0	0-0-0	0-0-0		HOME		6-0-0		3-0-0		0-0-0		
5-4-0	4-2-0	1-2-0		AWAY		0-0-0		0-0-0		0-0-0		
0-0-0	0-0-0	0-0-0		NEUTRAL		0-0-0		0-0-0		0-0-0		
RPI	S	Opponent	Score	RPI	S	Opponent	Score	RPI	S	Opponent	Score	
5	A	Ole Miss	4 0	28	A	Georgia	3 1	53	H	Col. of Charleston	5 6	
5	A	Ole Miss	9 5	28	A	Georgia	3 5	54	H	Tennessee	7 6	
5	A	Ole Miss	5 1	28	A	Georgia	4 13	54	H	Tennessee	4 3	
9	H	Coastal Caro.	4 2					54	H	Tennessee	7 4	
11	A	Clemson	1 4					92	H	Arkansas	8 6	
11	H	Clemson	8 1					92	H	Arkansas	10 6	
11	N	Clemson	0 5					92	H	Arkansas	6 2	
16	N	North Carolina	0 15					93	H	Penn St.	16 5	
17	A	Vanderbilt	6 10					93	H	Penn St.	7 1	
17	A	Vanderbilt	3 6					93	H	Penn St.	4 2	
17	A	Vanderbilt	4 0									
				LAST 15 GAMES								
				102 H Missouri 9 2				16 N North Carolina 0 15				
				102 H Missouri 5 1				54 H Tennessee 4 3				
				102 H Missouri 8 5				54 H Tennessee 7 4				
				155 A Furman 14 4								
				28 A Georgia 3 5								

Non-Div. I Games:

South Carolina

28 A Georgia	4	13
28 A Georgia	3	1

S
o
u
t
h
C
a
r
o
l
l
i
n
a

S
o
u
t
h
C
a
r
o
l
l
i
n
a

Average RPI Win: 113		WON-LOST RECORD		WINNING PCT. RANK		LAST 15 GAMES		STRENGTH OF SCHEDULE		OPP. STRENGTH OF SCHEDULE		TEAM RPI		ADJ RPI		CONF. RPI		ADJ CONF. RPI					
DIV. I ONLY		32-8-0		.8 3		10-5-0		46		6		4		.61819 4		1		1					
DIV. I NON-CONF.		20-2-0		.90909 3		2-1-0		187		102		9		.60144 9		2		2					
TOTALS		RPI 1-25		RPI 26-50		W-L RECORDS		RPI 51-100		RPI 101-150		RPI 150+											
32-8-0		5-5-0		6-1-0		OVERALL		4-0-0		6-2-0		11-0-0											
24-2-0		2-1-0		6-1-0		HOME		3-0-0		2-0-0		11-0-0											
8-6-0		3-4-0		0-0-0		AWAY		1-0-0		4-2-0		0-0-0											
0-0-0		0-0-0		0-0-0		NEUTRAL		0-0-0		0-0-0		0-0-0											
20-2-0		0-1-0		1-0-0		NON-CONFERENCE		4-0-0		4-1-0		11-0-0											
17-0-0		0-0-0		1-0-0		HOME		3-0-0		2-0-0		11-0-0											
3-2-0		0-1-0		0-0-		AWAY		1-0-0		2-1-0		0-0-0											
0-0-0		0-0-0		0-0-0		NEUTRAL		0-0-0		0-0-0		0-0-0											
12-6-0		5-4-0		5-1-0		CONFERENCE		0-0-0		2-1-0		0-0-0											
7-2-0		2-1-0		5-1-0		HOME		0-0-0		0-0-0		0-0-0											
5-4-0		3-3-0		0-0-0		AWAY		0-0-0		2-1-0		0-0-0											
0-0-0		0-0-0		0-0-0		NEUTRAL		0-0-0		0-0-0		0-0-0											
RPI	S	Opponent		Score		RPI	S	Opponent		Score		RPI	S	Opponent		Score							
1	A	Florida		2 7		28	H	Georgia		10 2		79	A	Houston		7 2		106	H	Texas		5 4	
1	A	Florida		7 10		28	H	Georgia		15 1		80	H	Fresno St.		12 1		107	A	Auburn		12 10	
1	A	Florida		4 7		28	H	Georgia		5 0		80	H	Fresno St.		3 2		107	A	Auburn		7 9	
13	A	Mississippi St.		10 3		34	H	Northwestern St.		7 6		80	H	Fresno St.		4 3		107	A	Auburn		12 8	
13	A	Mississippi St.		10 5		41	H	Alabama		2 1								112	A	Pepperdine		6 0	
13	A	Mississippi St.		10 6		41	H	Alabama		4 7								112	A	Pepperdine		4 0	
14	H	LSU		3 1		41	H	Alabama		4 3								112	A	Pepperdine		5 7	
14	H	LSU		2 3														143	H	SFA		21 1	
14	H	LSU		6 1														152	H	Texas St.		14 1	
18	A	Rice		3 4														186	H	Houston Baptist		3 2	
																		199	H	Yale		10 2	
																		199	H	Yale		12 5	
																		199	H	Yale		13 0	
																		203	H	Abilene Christian		10 4	
																		230	H	Hofstra		5 0	
																		230	H	Hofstra		15 4	
																		230	H	Hofstra		5 2	
																		231	H	A&M-Corpus Christi		13 3	
																		296	H	Prairie View		11 0	

13 A Mississippi St.	10	6
13 A Mississippi St.	10	3

T
e
x
a
s
A
&
M

T
e
x
a
s
A
&
M

Average RPI Win:	112	WON-LOST RECORD	WINNING PCT. RANK	LAST 15 GAMES	STRENGTH OF SCHEDULE	OPP. STRENGTH OF SCHEDULE	TEAM RPI	ADJ RPI	CONF. RPI	ADJ CONF. RPI		
DIV. I ONLY		31-10-0	.7561	8	10-5-0	8	13	5	.61568	5	1	1
DIV. I NON-CONF.		21-2-0	.91304	2	2-1-0	31	52	2	.63251	2	2	2
<hr/>												
TOTALS	RPI 1-25	RPI 26-50		W-L RECORDS		RPI 51-100		RPI 101-150		RPI 150+		
31-10-0	5-7-0	3-2-0		OVERALL		5-1-0		10-0-0		8-0-0		
20-5-0	2-5-0	2-0-0		HOME		3-0-0		7-0-0		6-0-0		
8-5-0	2-2-0	1-2-0		AWAY		2-1-0		2-0-0		1-0-0		
3-0-0	1-0-0	0-0-0		NEUTRAL		0-0-0		1-0-0		1-0-0		
21-2-0	4-2-0	2-0-0		NON-CONFERENCE		0-0-0		7-0-0		8-0-0		
14-2-0	2-2-0	2-0-0		HOME		0-0-0		4-0-0		6-0-0		
4-0-0	1-0-0	0-0-		AWAY		0-0-0		2-0-0		1-0-0		
3-0-0	1-0-0	0-0-0		NEUTRAL		0-0-0		1-0-0		1-0-0		
10-8-0	1-5-0	1-2-0		CONFERENCE		5-1-0		3-0-0		0-0-0		
6-3-0	0-3-0	0-0-0		HOME		3-0-0		3-0-0		0-0-0		
4-5-0	1-2-0	1-2-0		AWAY		2-1-0		0-0-0		0-0-0		
0-0-0	0-0-0	0-0-0		NEUTRAL		0-0-0		0-0-0		0-0-0		
RPI	S	Opponent	Score	RPI	S	Opponent	Score	RPI	S	Opponent	Score	
2	H	Louisville	6 5	37	H	Southeast Mo. St.	6 4	54	A	Tennessee	2 3	
2	H	Louisville	0 4	37	H	Southeast Mo. St.	10 2	54	A	Tennessee	6 4	
2	H	Louisville	4 2	41	A	Alabama	0 2	54	A	Tennessee	10 7	
3	H	South Carolina	5 9	41	A	Alabama	2 7	92	H	Arkansas	7 3	
3	H	South Carolina	0 4	41	A	Alabama	4 0	92	H	Arkansas	14 9	
3	H	South Carolina	1 5					92	H	Arkansas	8 7	
9	A	Coastal Caro.	8 2									
13	A	Mississippi St.	1 3									
13	A	Mississippi St.	2 6									
13	A	Mississippi St.	8 5									
19	H	Southern Miss.	1 5									
19	N	Southern Miss.	6 2									
				LAST 15 GAMES								
				107	H	Auburn	6 5	19	H	Southern Miss.	1 5	
				107	H	Auburn	7 4	92	H	Arkansas	8 7	
				107	H	Auburn	6 4	92	H	Arkansas	14 9	
				205	H	Murray St.	8 3					
				41	A	Alabama	2 7					

Non-Div. I Games:

Ole Miss

41 A Alabama	0	2
41 A Alabama	4	0

O
l
e
M
i
s
s

O
l
e
M
i
s
s

Average RPI Win:		85	WON-LOST RECORD		WINNING PCT. RANK		LAST 15 GAMES		STRENGTH OF SCHEDULE		OPP. STRENGTH OF SCHEDULE		TEAM RPI	ADJ RPI		CONF. RPI	ADJ CONF. RPI
DIV. I ONLY			28-11-0		.71795 26		1-1-0		2		9		6	.61435 6		2	2
DIV. I NON-CONF.			15-7-0		.68182 49		1-1-0		19		27		40	.567 40		1	1
TOTALS		RPI 1-25		RPI 26-50		W-L RECORDS		RPI 51-100		RPI 101-150		RPI 150+					
28-11-0		7-5-0		6-3-0		OVERALL		3-2-0		7-0-0		5-1-0					
23-6-0		7-3-0		3-0-0		HOME		2-2-0		7-0-0		4-1-0					
5-4-0		0-1-0		3-3-0		AWAY		1-0-0		0-0-0		1-0-0					
0-1-0		0-1-0		0-0-0		NEUTRAL		0-0-0		0-0-0		0-0-0					
15-7-0		1-4-0		0-0-0		NON-CONFERENCE		2-2-0		7-0-0		5-1-0					
14-5-0		1-2-0		0-0-0		HOME		2-2-0		7-0-0		4-1-0					
1-1-0		0-1-0		0-0-		AWAY		0-0-0		0-0-0		1-0-0					
0-1-0		0-1-0		0-0-0		NEUTRAL		0-0-0		0-0-0		0-0-0					
13-4-0		6-1-0		6-3-0		CONFERENCE		1-0-0		0-0-0		0-0-0					
9-1-0		6-1-0		3-0-0		HOME		0-0-0		0-0-0		0-0-0					
4-3-0		0-0-0		3-3-0		AWAY		1-0-0		0-0-0		0-0-0					
0-0-0		0-0-0		0-0-0		NEUTRAL		0-0-0		0-0-0		0-0-0					
RPI	S	Opponent		Score		RPI	S	Opponent		Score		RPI	S	Opponent		Score	
1	A	Florida		0	6	31	A	Wake Forest		13	8	52	A	Boston College		3	0
1	H	Florida		2	8	31	A	Wake Forest		2	4	53	H	Col. of Charleston		8	3
1	N	Florida		2	3	31	A	Wake Forest		0	9	53	H	Col. of Charleston		1	2
2	H	Louisville		12	7	33	A	Pittsburgh		2	5	53	H	Col. of Charleston		11	2
2	H	Louisville		1	7	33	A	Pittsburgh		10	2	61	H	Jacksonville		3	7
2	H	Louisville		16	5	33	A	Pittsburgh		17	4						
8	H	North Carolina St.		8	5	44	H	Notre Dame		12	6						
15	H	Texas Tech		10	1	44	H	Notre Dame		11	6						
15	H	Texas Tech		4	8	44	H	Notre Dame		7	6						
22	H	Georgia Tech		8	2												
22	H	Georgia Tech		14	9												
22	H	Georgia Tech		8	3												

Non-Div. I Games:

Florida St.

148	H	Stetson	8	6
148	H	Stetson	8	5

F
l
o
r
i
d
a
S
t
.

F
l
o
r
i
d
a
S
t
.

Average RPI Win: 93		WON-LOST	WINNING	LAST 15	STRENGTH OF		OPP. STRENGTH	TEAM	ADJ	CONF.	ADJ CONF.
Average RPI Loss: 44		RECORD	PCT. RANK	GAMES	SCHEDULE		OF SCHEDULE	RPI	RPI	RPI	RPI
DIV. I ONLY		28-8-0	.77778	5	0-0-0		18	1	7	.61249	7
DIV. I NON-CONF.		14-3-0	.82353	12	0-0-0		65	5	11	.59478	11
TOTALS		RPI 1-25	RPI 26-50		W-L RECORDS		RPI 51-100		RPI 101-150		RPI 150+
28-8-0		9-3-0	2-3-0		OVERALL		7-1-0		3-0-0		7-1-0
21-6-0		9-3-0	1-3-0		HOME		4-0-0		2-0-0		5-0-0
7-2-0		0-0-0	1-0-0		AWAY		3-1-0		1-0-0		2-1-0
0-0-0		0-0-0	0-0-0		NEUTRAL		0-0-0		0-0-0		0-0-0
14-3-0		1-2-0	0-1-0		NON-CONFERENCE		5-0-0		3-0-0		5-0-0
12-3-0		1-2-0	0-1-0		HOME		4-0-0		2-0-0		5-0-0
2-0-0		0-0-0	0-0-		AWAY		1-0-0		1-0-0		0-0-0
0-0-0		0-0-0	0-0-0		NEUTRAL		0-0-0		0-0-0		0-0-0
14-5-0		8-1-0	2-2-0		CONFERENCE		2-1-0		0-0-0		2-1-0
9-3-0		8-1-0	1-2-0		HOME		0-0-0		0-0-0		0-0-0
5-2-0		0-0-0	1-0-0		AWAY		2-1-0		0-0-0		2-1-0
0-0-0		0-0-0	0-0-0		NEUTRAL		0-0-0		0-0-0		0-0-0
RPI S	Opponent	Score		RPI S	Opponent	Score		RPI S	Opponent	Score	
1 H	Florida	5	3	27 H	Fla. Atlantic	3	4	63 A	Duke	9	0
1 H	Florida	0	5	29 H	Virginia	5	6	63 A	Duke	14	2
1 H	Florida	3	7	29 H	Virginia	3	7	63 A	Duke	5	12
2 H	Louisville	6	3	29 H	Virginia	9	2	68 H	Rutgers	4	1
2 H	Louisville	8	4	44 A	Notre Dame	10	2	68 H	Rutgers	2	0
2 H	Louisville	3	4					68 H	Rutgers	8	1
11 H	Clemson	9	8					94 A	FGCU	4	0
11 H	Clemson	5	4					94 H	FGCU	6	2
11 H	Clemson	10	5								
16 H	North Carolina	10	4								
16 H	North Carolina	7	3								
16 H	North Carolina	7	4								
				LAST 15 GAMES							
				29 H	Virginia	3	7	133 H	UCF	8	4
				29 H	Virginia	9	2	44 A	Notre Dame	10	2
				29 H	Virginia	5	6	94 A	FGCU	4	0
				27 H	Fla. Atlantic	3	4				
				63 A	Duke	9	0				

Non-Div. I Games: St. Thomas (FL) 7 6 Nova Southeastern 8 3

Miami (FL)

63	A	Duke	5	12
63	A	Duke	14	2

M
i
a
m
i
(
F
L
)

M
i
a
m
i
(
F
L
)

Average RPI Win:		101	WON-LOST		WINNING		LAST 15		STRENGTH OF		OPP. STRENGTH		TEAM	ADJ		CONF.	ADJ CONF.						
Average RPI Loss:		44	RECORD		PCT. RANK		GAMES		SCHEDULE		OF SCHEDULE		RPI	RPI		RPI	RPI						
DIV. I ONLY			29-11-0		.725		23		12-3-0		6		63		8		.60794						
DIV. I NON-CONF.			19-5-0		.79167		18		5-1-0		22		163		8		.60456						
TOTALS		RPI 1-25		RPI 26-50				W-L RECORDS				RPI 51-100				RPI 101-150				RPI 150+			
29-11-0		3-2-0		11-4-0				OVERALL				5-5-0				1-0-0				9-0-0			
19-5-0		0-0-0		8-1-0				HOME				4-4-0				1-0-0				6-0-0			
8-5-0		3-2-0		2-3-0				AWAY				0-0-0				0-0-0				3-0-0			
2-1-0		0-0-0		1-0-0				NEUTRAL				1-1-0				0-0-0				0-0-0			
19-5-0		1-0-0		4-2-0				NON-CONFERENCE				4-3-0				1-0-0				9-0-0			
13-2-0		0-0-0		3-0-0				HOME				3-2-0				1-0-0				6-0-0			
4-2-0		1-0-0		0-0-				AWAY				0-0-0				0-0-0				3-0-0			
2-1-0		0-0-0		1-0-0				NEUTRAL				1-1-0				0-0-0				0-0-0			
10-6-0		2-2-0		7-2-0				CONFERENCE				1-2-0				0-0-0				0-0-0			
6-3-0		0-0-0		5-1-0				HOME				1-2-0				0-0-0				0-0-0			
4-3-0		2-2-0		2-1-0				AWAY				0-0-0				0-0-0				0-0-0			
0-0-0		0-0-0		0-0-0				NEUTRAL				0-0-0				0-0-0				0-0-0			
RPI	S	Opponent		Score		RPI	S	Opponent		Score		RPI	S	Opponent		Score		RPI	S	Opponent		Score	
6	A	Florida St.		5	8	26	A	UNCW		4	6	52	H	Boston College		0	7	113	H	Morehead St.		7	5
9	A	Coastal Caro.		13	10	26	H	UNCW		5	2	52	H	Boston College		3	2	165	A	Charlotte		7	1
22	A	Georgia Tech		15	6	29	A	Virginia		8	7	52	H	Boston College		0	1	165	H	Charlotte		7	3
22	A	Georgia Tech		7	16	29	A	Virginia		5	2	55	N	Old Dominion		0	5	198	A	Elon		23	3
22	A	Georgia Tech		8	3	29	A	Virginia		3	5	73	H	Wright St.		6	1	201	H	Fairfield		4	2
						31	H	Wake Forest		3	2	73	H	Wright St.		8	10	201	H	Fairfield		4	0
						31	H	Wake Forest		11	7	73	H	Wright St.		8	4	222	H	Niagara		7	1
						31	H	Wake Forest		6	1	84	N	Kent St.		7	5	277	H	Bucknell		5	2
						32	A	East Carolina		3	15	98	H	Indiana St.		8	3	287	A	N.C. A&T		9	1
						32	H	East Carolina		6	1	98	H	Indiana St.		7	11	287	H	N.C. A&T		25	1
						41	N	Alabama		2	1												
						44	H	Notre Dame		16	6												
						44	H	Notre Dame		4	8												
						44	H	Notre Dame		9	1												
						46	H	UNCG		8	4												
LAST 15 GAMES																							
						32	H	East Carolina		6	1	198	A	Elon		23	3						
						287	H	N.C. A&T		25	1	31	H	Wake Forest		6	1						
						287	A	N.C. A&T		9	1	31	H	Wake Forest		3	2						
						32	A	East Carolina		3	15												
						22	A	Georgia Tech		7	16												

Non-Div. I Games:

North Carolina St.

22 A Georgia Tech	15	6
22 A Georgia Tech	8	3

N
o
r
t
h
C
a
r
o
l
i
n
a
S
t
.

N
o
r
t
h
C
a
r
o
l
i
n
a
S
t
.

[illegible]

Non-Div. I Games:

Coastal Caro.

162 H Presbyterian	12	3
162 H Presbyterian	4	2

C
o
a
s
t
a
l
C
a
r
o
.

C
o
a
s
t
a
l
C
a
r
o
.

Average RPI Win:	100	WON-LOST RECORD	WINNING PCT. RANK	LAST 15 GAMES	STRENGTH OF SCHEDULE	OPP. STRENGTH OF SCHEDULE	TEAM RPI	ADJ RPI	CONF. RPI	ADJ CONF. RPI	
Average RPI Loss:	80										
DIV. I ONLY	25-10-1	.70833	29	7-7-1	35	49	10	.59708	10	9	9
DIV. I NON-CONF.	20-6-1	.75926	27	2-3-1	76	24	12	.59453	12	12	12
<hr/>											
TOTALS	RPI 1-25	RPI 26-50		W-L RECORDS	RPI 51-100		RPI 101-150		RPI 150+		
25-10-1	0-0-0	2-1-0		OVERALL	10-5-1		12-4-0		1-0-0		
17-1-0	0-0-0	0-1-0		HOME	7-0-0		10-0-0		0-0-0		
5-9-1	0-0-0	0-0-0		AWAY	3-5-1		1-4-0		1-0-0		
3-0-0	0-0-0	2-0-0		NEUTRAL	0-0-0		1-0-0		0-0-0		
<hr/>											
20-6-1	0-0-0	2-1-0		NON-CONFERENCE	8-1-1		9-4-0		1-0-0		
14-1-0	0-0-0	0-1-0		HOME	7-0-0		7-0-0		0-0-0		
3-5-1	0-0-0	0-0-		AWAY	1-1-1		1-4-0		1-0-0		
3-0-0	0-0-0	2-0-0		NEUTRAL	0-0-0		1-0-0		0-0-0		
<hr/>											
5-4-0	0-0-0	0-0-0		CONFERENCE	2-4-0		3-0-0		0-0-0		
3-0-0	0-0-0	0-0-0		HOME	0-0-0		3-0-0		0-0-0		
2-4-0	0-0-0	0-0-0		AWAY	2-4-0		0-0-0		0-0-0		
0-0-0	0-0-0	0-0-0		NEUTRAL	0-0-0		0-0-0		0-0-0		
<hr/>											
RPI S	Opponent	Score	RPI S	Opponent	Score	RPI S	Opponent	Score	RPI S	Opponent	Score
35 N	Bryant	16 2	53 A	Col. of Charleston	7 4	101 A	Oregon	1 13	101 A	Oregon	1 3
36 N	Kentucky	11 4	53 A	Col. of Charleston	6 6	101 A	Oregon	1 0	109 H	CSUN	8 2
50 H	St. Mary's (CA)	4 7	53 A	Col. of Charleston	3 10	101 A	Oregon	1 0	109 H	CSUN	5 4
			64 A	Cal Poly	3 4	109 H	CSUN	1 0	109 H	CSUN	2 6
			64 A	Cal Poly	0 7	120 A	Pepperdine	5 9	120 H	Southern California	5 2
			64 A	Cal Poly	5 10	120 H	Southern California	10 1	120 H	Southern California	9 3
			66 H	UConn	6 2	123 N	San Diego	7 3	137 H	San Francisco	6 5
			66 H	UConn	9 6	137 H	San Francisco	8 2	137 H	San Francisco	13 5
			66 H	UConn	5 3	140 H	Nevada	5 4	251 A	CSU Bakersfield	10 4
			69 H	UCLA	11 6						
			70 A	Long Beach St.	0 2						
			70 A	Long Beach St.	3 1						
			70 A	Long Beach St.	4 3						
			76 H	Hartford	7 4						
			76 H	Hartford	2 1						
			76 H	Hartford	7 6						
<hr/>											
LAST 15 GAMES											
64 A	Cal Poly	3 4	53 A	Col. of Charleston	6 6						
64 A	Cal Poly	5 10	53 A	Col. of Charleston	3 10						
64 A	Cal Poly	0 7	53 A	Col. of Charleston	7 4						
140 H	Nevada	5 4									
109 H	CSUN	8 2									

Non-Div. I Games:

UC Santa Barbara

109 H CSUN	5	4
109 H CSUN	1	0

U
C
S
a
n
t
a
B
a
r
b
a
r
a

U
C
S
a
n
t
a
B
a
r
b
a
r
a

Average RPI Win:	109	WON-LOST RECORD	WINNING PCT. RANK	LAST 15 GAMES	STRENGTH OF SCHEDULE	OPP. STRENGTH OF SCHEDULE	TEAM RPI	ADJ RPI	CONF. RPI	ADJ CONF. RPI		
DIV. I ONLY		26-14-0	.65	49	7-8-0	13	7	11	.59622	11	2	2
DIV. I NON-CONF.		17-2-0	.89474	5	3-0-0	140	34	6	.60836	6	1	1
<hr/>												
TOTALS	RPI 1-25	RPI 26-50		W-L RECORDS		RPI 51-100		RPI 101-150		RPI 150+		
26-14-0	3-9-0	6-2-0		OVERALL		4-2-0		3-0-0		10-1-0		
17-4-0	2-2-0	3-1-0		HOME		3-0-0		2-0-0		7-1-0		
8-10-0	0-7-0	3-1-0		AWAY		1-2-0		1-0-0		3-0-0		
1-0-0	1-0-0	0-0-0		NEUTRAL		0-0-0		0-0-0		0-0-0		
17-2-0	2-1-0	2-0-0		NON-CONFERENCE		0-0-0		3-0-0		10-1-0		
11-1-0	1-0-0	1-0-0		HOME		0-0-0		2-0-0		7-1-0		
5-1-0	0-1-0	1-0-		AWAY		0-0-0		1-0-0		3-0-0		
1-0-0	1-0-0	0-0-0		NEUTRAL		0-0-0		0-0-0		0-0-0		
9-12-0	1-8-0	4-2-0		CONFERENCE		4-2-0		0-0-0		0-0-0		
6-3-0	1-2-0	2-1-0		HOME		3-0-0		0-0-0		0-0-0		
3-9-0	0-6-0	2-1-0		AWAY		1-2-0		0-0-0		0-0-0		
0-0-0	0-0-0	0-0-0		NEUTRAL		0-0-0		0-0-0		0-0-0		
RPI	S	Opponent	Score	RPI	S	Opponent	Score	RPI	S	Opponent	Score	
2	A	Louisville	2 7	28	A	Georgia	11 6	52	H	Boston College	6 2	
2	A	Louisville	2 15	28	H	Georgia	12 0	52	H	Boston College	6 1	
2	A	Louisville	8 9	31	A	Wake Forest	6 5	52	H	Boston College	3 2	
3	A	South Carolina	1 8	31	A	Wake Forest	13 8	63	A	Duke	3 5	
3	H	South Carolina	4 1	31	A	Wake Forest	4 6	63	A	Duke	3 2	
3	N	South Carolina	5 0	33	H	Pittsburgh	4 3	63	A	Duke	1 2	
7	A	Miami (FL)	4 5	33	H	Pittsburgh	5 15					
7	A	Miami (FL)	8 9	33	H	Pittsburgh	14 6					
7	A	Miami (FL)	5 10									
22	H	Georgia Tech	8 7									
22	H	Georgia Tech	1 16									
22	H	Georgia Tech	5 7									
LAST 15 GAMES												
22	H	Georgia Tech	5 7	110	H	Western Caro.	7 6					
22	H	Georgia Tech	1 16	63	A	Duke	1 2					
22	H	Georgia Tech	8 7	63	A	Duke	3 2					
28	H	Georgia	12 0									
2	A	Louisville	8 9									

Non-Div. I Games:

Clemson

2 A Louisville	2	7
2 A Louisville	2	15

C
l
e
m
s
o
n

C
l
e
m
s
o
n

Average RPI Win:	115	WON-LOST RECORD	WINNING PCT. RANK	LAST 15 GAMES	STRENGTH OF SCHEDULE	OPP. STRENGTH OF SCHEDULE	TEAM RPI	ADJ RPI	CONF. RPI	ADJ CONF. RPI				
DIV. I ONLY		27-13-0	.675	37	11-3-0	10	95	12	.59365	12	10	10		
DIV. I NON-CONF.		15-7-0	.68182	49	5-1-0	1	55	5	.62011	5	11	11		
<hr/>														
TOTALS	RPI 1-25	RPI 26-50		W-L RECORDS		RPI 51-100		RPI 101-150		RPI 150+				
27-13-0	1-3-0	4-1-0		OVERALL		7-4-0		8-4-0		7-1-0				
17-3-0	0-0-0	3-0-0		HOME		4-0-0		4-2-0		6-1-0				
9-7-0	0-0-0	1-1-0		AWAY		3-4-0		4-2-0		1-0-0				
1-3-0	1-3-0	0-0-0		NEUTRAL		0-0-0		0-0-0		0-0-0				
<hr/>														
15-7-0	1-3-0	4-1-0		NON-CONFERENCE		5-3-0		3-0-0		2-0-0				
11-0-0	0-0-0	3-0-0		HOME		4-0-0		3-0-0		1-0-0				
3-4-0	0-0-0	1-0-		AWAY		1-3-0		0-0-0		1-0-0				
1-3-0	1-3-0	0-0-0		NEUTRAL		0-0-0		0-0-0		0-0-0				
<hr/>														
12-6-0	0-0-0	0-0-0		CONFERENCE		2-1-0		5-4-0		5-1-0				
6-3-0	0-0-0	0-0-0		HOME		0-0-0		1-2-0		5-1-0				
6-3-0	0-0-0	0-0-0		AWAY		2-1-0		4-2-0		0-0-0				
0-0-0	0-0-0	0-0-0		NEUTRAL		0-0-0		0-0-0		0-0-0				
<hr/>														
RPI	S	Opponent	Score		RPI	S	Opponent	Score		RPI	S	Opponent	Score	
14	N	LSU	5	8	34	A	Northwestern St.	10	1	56	A	Southeastern La.	5	16
15	N	Texas Tech	3	5	34	H	Northwestern St.	4	0	56	A	Southeastern La.	5	4
18	N	Rice	4	2	39	A	Tulane	3	5	56	H	Southeastern La.	4	1
21	N	TCU	1	7	39	H	Tulane	9	2	74	A	Louisiana Tech	2	6
					42	H	New Orleans	7	4	75	A	McNeese St.	2	7
										81	H	Sam Houston St.	13	3
										81	H	Sam Houston St.	2	1
										81	H	Sam Houston St.	6	2
										82	A	Troy	8	3
										82	A	Troy	1	4
										82	A	Troy	4	2
										103	H	Little Rock	1	7
										103	H	Little Rock	15	4
										103	H	Little Rock	5	10
										121	A	Arkansas St.	6	1
										121	A	Arkansas St.	6	7
										121	A	Arkansas St.	5	2
										126	A	Ga. Southern	13	9
										126	A	Ga. Southern	2	3
										126	A	Ga. Southern	6	2
										129	H	Sacred Heart	4	0
										129	H	Sacred Heart	9	3
										129	H	Sacred Heart	8	0
										152	H	Texas St.	1	2
										152	H	Texas St.	1	0
										152	H	Texas St.	5	1
										212	A	Nicholls St.	5	4
										212	H	Nicholls St.	4	3
										235	H	Georgia St.	4	2
										235	H	Georgia St.	7	3
										235	H	Georgia St.	4	1
LAST 15 GAMES														
					152	H	Texas St.	1	0	39	H	Tulane	9	2
					152	H	Texas St.	1	2	126	A	Ga. Southern	13	9
					152	H	Texas St.	5	1	126	A	Ga. Southern	2	3
					212	H	Nicholls St.	4	3					
					56	A	Southeastern La.	5	4					

Non-Div. I Games:

La.-Lafayette

56	A	Southeastern La.	5	16
56	H	Southeastern La.	4	1

L
a
.
-
L
a
f
a
y
e
t
t
e

L
a
.
-
L
a
f
a
y
e
t
t
e

Average RPI Win: 113		WON-LOST	WINNING	LAST 15	STRENGTH OF		OPP. STRENGTH	TEAM	ADJ	CONF.	ADJ CONF.
Average RPI Loss: 37		RECORD	PCT. RANK	GAMES	SCHEDULE		OF SCHEDULE	RPI	RPI	RPI	RPI
DIV. I ONLY		27-13-1	.67073	41	7		23	13	.59053	13	1
DIV. I NON-CONF.		17-5-1	.76087	26	186		156	79	.53938	79	2
TOTALS		RPI 1-25	RPI 26-50		W-L RECORDS		RPI 51-100		RPI 101-150		RPI 150+
27-13-1		9-7-0	3-3-0		OVERALL		0-2-0		5-0-1		10-1-0
18-9-0		2-4-0	3-3-0		HOME		0-1-0		3-0-0		10-1-0
7-4-0		6-3-0	0-0-0		AWAY		0-1-0		1-0-0		0-0-0
2-0-1		1-0-0	0-0-0		NEUTRAL		0-0-0		1-0-1		0-0-0
17-5-1		1-0-0	1-2-0		NON-CONFERENCE		0-2-0		5-0-1		10-1-0
14-4-0		0-0-0	1-2-0		HOME		0-1-0		3-0-0		10-1-0
1-1-0		0-0-0	0-0-		AWAY		0-1-0		1-0-0		0-0-0
2-0-1		1-0-0	0-0-0		NEUTRAL		0-0-0		1-0-1		0-0-0
10-8-0		8-7-0	2-1-0		CONFERENCE		0-0-0		0-0-0		0-0-0
4-5-0		2-4-0	2-1-0		HOME		0-0-0		0-0-0		0-0-0
6-3-0		6-3-0	0-0-0		AWAY		0-0-0		0-0-0		0-0-0
0-0-0		0-0-0	0-0-0		NEUTRAL		0-0-0		0-0-0		0-0-0
RPI S	Opponent	Score	RPI S	Opponent	Score	RPI S	Opponent	Score	RPI S	Opponent	Score
1 A	Florida	2 8	27 H	Fla. Atlantic	6 10	69 A	UCLA	1 2	101 H	Oregon	5 2
1 A	Florida	2 1	27 H	Fla. Atlantic	0 4	70 H	Oral Roberts	1 3	101 H	Oregon	9 3
1 A	Florida	10 4	28 H	Georgia	8 11				101 H	Oregon	10 4
4 H	Texas A&M	6 10	28 H	Georgia	9 2				107 N	Oklahoma	5 5
4 H	Texas A&M	3 10	28 H	Georgia	3 1				120 A	Southern California	8 7
4 H	Texas A&M	5 10	38 H	South Ala.	7 3				142 N	La.-Monroe	1 0
5 H	Ole Miss	5 8							188 H	UMass Lowell	4 2
5 H	Ole Miss	6 2							188 H	UMass Lowell	4 2
5 H	Ole Miss	3 1							209 H	South Dakota St.	17 4
14 A	LSU	2 1							209 H	South Dakota St.	15 5
14 A	LSU	8 11							212 H	Nicholls St.	8 0
14 A	LSU	12 8							212 H	Nicholls St.	5 0
17 A	Vanderbilt	2 1							215 H	Eastern Ky.	12 16
17 A	Vanderbilt	5 4							216 H	Memphis	11 1
17 A	Vanderbilt	6 12							271 H	UT Martin	14 0
19 N	Southern Miss.	13 5							292 H	Alcorn	14 0
									300 H	Mississippi Val.	16 1
LAST 15 GAMES											
14 A	LSU	8 11	216 H	Memphis	11 1						
14 A	LSU	2 1	1 A	Florida	2 1						
14 A	LSU	12 8	1 A	Florida	10 4						
142 N	La.-Monroe	1 0									
4 H	Texas A&M	5 10									

Non-Div. I Games:

Mississippi St.

4 H Texas A&M	6	10
4 H Texas A&M	3	10

M
i
s
s
i
s
s
i
p
p
i
s
t
.

M
i
s
s
i
s
s
i
p
p
i
s
t
.

LSU

Average RPI Win: 114		WON-LOST	WINNING	LAST 15	STRENGTH OF	OPP. STRENGTH	TEAM	ADJ	CONF.	ADJ CONF.								
Average RPI Loss: 54		RECORD	PCT. RANK	GAMES	SCHEDULE	OF SCHEDULE	RPI	RPI	RPI	RPI								
DIV. I ONLY		27-13-0	.675	37	11-4-0	4	66	14	.58903	14	1	1						
DIV. I NON-CONF.		17-5-0	.77273	20	3-1-0	18	201	20	.58396	20	2	2						
<hr/>																		
TOTALS		RPI 1-25		RPI 26-50		W-L RECORDS		RPI 51-100		RPI 101-150		RPI 150+						
27-13-0		5-5-0		2-4-0		OVERALL		2-1-0		10-2-0		8-1-0						
19-9-0		3-3-0		2-3-0		HOME		2-1-0		5-1-0		7-1-0						
7-4-0		1-2-0		0-1-0		AWAY		0-0-0		5-1-0		1-0-0						
1-0-0		1-0-0		0-0-0		NEUTRAL		0-0-0		0-0-0		0-0-0						
17-5-0		1-0-0		1-2-0		NON-CONFERENCE		2-1-0		5-1-0		8-1-0						
15-4-0		0-0-0		1-1-0		HOME		2-1-0		5-1-0		7-1-0						
1-1-0		0-0-0		0-0-		AWAY		0-0-0		0-0-0		1-0-0						
1-0-0		1-0-0		0-0-0		NEUTRAL		0-0-0		0-0-0		0-0-0						
10-8-0		4-5-0		1-2-0		CONFERENCE		0-0-0		5-1-0		0-0-0						
4-5-0		3-3-0		1-2-0		HOME		0-0-0		0-0-0		0-0-0						
6-3-0		1-2-0		0-0-0		AWAY		0-0-0		5-1-0		0-0-0						
0-0-0		0-0-0		0-0-0		NEUTRAL		0-0-0		0-0-0		0-0-0						
RPI	S	Opponent		Score		RPI	S	Opponent		Score		RPI	S	Opponent		Score		
4	A	Texas A&M		3 2		39	H	Tulane		1 7		56	H	Southeastern La.		11 4		
4	A	Texas A&M		1 3		41	H	Alabama		3 4		74	H	Louisiana Tech		6 3		
4	A	Texas A&M		1 6		41	H	Alabama		7 5		75	H	McNeese St.		0 7		
12	N	La.-Lafayette		8 5		41	H	Alabama		0 6						102 A Missouri		
13	H	Mississippi St.		1 2		42	H	New Orleans		9 4						107 A Auburn		
13	H	Mississippi St.		8 12		47	A	Lamar		11 12						107 A Auburn		
13	H	Mississippi St.		11 8												107 A Auburn		
17	H	Vanderbilt		7 9												124 H Cincinnati		
17	H	Vanderbilt		3 2												124 H Cincinnati		
17	H	Vanderbilt		13 4												124 H Cincinnati		
																138 H Sacramento St.		
																138 H Sacramento St.		
																138 H Sacramento St.		
																161 H Ball St.		
																161 H Ball St.		
																161 H Ball St.		
																192 H Fordham		
																192 H Fordham		
																192 H Fordham		
																212 A Nicholls St.		
																221 H Grambling		
																293 H Southern U.		
<hr/>																		
LAST 15 GAMES																		
		13 H Mississippi St.		11 8				221 H Grambling		14 11								
		13 H Mississippi St.		1 2				75 H McNeese St.		0 7								
		13 H Mississippi St.		8 12				17 H Vanderbilt		7 9								
		56 H Southeastern La.		11 4														
		102 A Missouri		15 2														

Non-Div. I Games:

LSU

102 A Missouri	9	5
102 A Missouri	7	5

L
S
U

L
S
U

Average RPI Win:		105	WON-LOST RECORD		WINNING PCT. RANK	LAST 15 GAMES		STRENGTH OF SCHEDULE		OPP. STRENGTH OF SCHEDULE	TEAM RPI	ADJ RPI		CONF. RPI	ADJ CONF. RPI		
Average RPI Loss:		95															
DIV. I ONLY			31-12-0		.72093	25	11-4-0		47	39	15	.5876	15	5	5		
DIV. I NON-CONF.			19-9-0		.67857	54	7-2-0		24	59	22	.58292	22	5	5		
TOTALS		RPI 1-25		RPI 26-50		W-L RECORDS		RPI 51-100		RPI 101-150		RPI 150+					
31-12-0		5-1-0		1-1-0		OVERALL		7-4-0		8-4-0		10-2-0					
18-6-0		0-0-0		0-0-0		HOME		4-2-0		4-2-0		10-2-0					
11-5-0		4-1-0		1-1-0		AWAY		2-1-0		4-2-0		0-0-0					
2-1-0		1-0-0		0-0-0		NEUTRAL		1-1-0		0-0-0		0-0-0					
19-9-0		2-1-0		1-1-0		NON-CONFERENCE		7-4-0		2-1-0		7-2-0					
11-4-0		0-0-0		0-0-0		HOME		4-2-0		0-0-0		7-2-0					
6-4-0		1-1-0		1-0-		AWAY		2-1-0		2-1-0		0-0-0					
2-1-0		1-0-0		0-0-0		NEUTRAL		1-1-0		0-0-0		0-0-0					
12-3-0		3-0-0		0-0-0		CONFERENCE		0-0-0		6-3-0		3-0-0					
7-2-0		0-0-0		0-0-0		HOME		0-0-0		4-2-0		3-0-0					
5-1-0		3-0-0		0-0-0		AWAY		0-0-0		2-1-0		0-0-0					
0-0-0		0-0-0		0-0-0		NEUTRAL		0-0-0		0-0-0		0-0-0					
RPI	S	Opponent		Score		RPI	S	Opponent		Score		RPI	S	Opponent		Score	
6	A	Florida St.		8	4	45	A	California		11	8	58	H	Cal St. Fullerton		1	4
6	A	Florida St.		1	10	45	A	California		2	9	58	H	Cal St. Fullerton		6	5
12	N	La.-Lafayette		5	3							58	H	Cal St. Fullerton		3	7
24	A	Oklahoma St.		15	5							60	A	New Mexico		7	4
24	A	Oklahoma St.		5	1							60	A	New Mexico		5	6
24	A	Oklahoma St.		8	2							60	H	New Mexico		14	10
												79	N	Houston		3	2
												81	A	Sam Houston St.		11	6
												81	H	Sam Houston St.		8	6
												81	H	Sam Houston St.		20	3
												92	N	Arkansas		6	10
												146	A	UNLV		14	6
												146	A	UNLV		5	8
												151	H	Kansas St.		6	5
												151	H	Kansas St.		10	4
												151	H	Kansas St.		10	3
												160	H	Milwaukee		12	0
												160	H	Milwaukee		9	1
												160	H	Milwaukee		12	3
												160	H	Milwaukee		3	10
												177	H	New Mexico St.		6	7
												177	H	New Mexico St.		14	2
												185	H	San Diego St.		7	2
												185	H	San Diego St.		3	1
												185	H	San Diego St.		10	0
						LAST 15 GAMES											
						106	H	Texas		1	17	185	H	San Diego St.		3	1
						106	H	Texas		4	7	81	H	Sam Houston St.		8	6
						106	H	Texas		13	6	81	H	Sam Houston St.		20	3
						60	A	New Mexico		5	6						
						60	A	New Mexico		7	4						

Non-Div. I Games:

Texas Tech

185	H	San Diego St.	7	2
185	H	San Diego St.	10	0

T
e
x
a
s
T
e
c
h

T
e
x
a
s
T
e
c
h

Average RPI Win:		97	WON-LOST RECORD		WINNING PCT. RANK	LAST 15 GAMES	STRENGTH OF SCHEDULE		OPP. STRENGTH OF SCHEDULE	TEAM RPI	ADJ RPI	CONF. RPI	ADJ CONF. RPI				
DIV. I ONLY			26-15-0		.63415	59	6-9-0		9	14	16	.5862	16	2	2		
DIV. I NON-CONF.			17-3-0		.85	7	3-2-0		13	69	3	.62718	3	1	1		
TOTALS		RPI 1-25		RPI 26-50		W-L RECORDS		RPI 51-100		RPI 101-150		RPI 150+					
26-15-0		5-6-0		4-6-0		OVERALL		6-1-0		3-0-0		8-2-0					
18-6-0		4-3-0		2-1-0		HOME		1-0-0		3-0-0		8-2-0					
7-9-0		0-3-0		2-5-0		AWAY		5-1-0		0-0-0		0-0-0					
1-0-0		1-0-0		0-0-0		NEUTRAL		0-0-0		0-0-0		0-0-0					
17-3-0		4-1-0		1-0-0		NON-CONFERENCE		3-1-0		3-0-0		6-1-0					
13-2-0		3-1-0		0-0-0		HOME		1-0-0		3-0-0		6-1-0					
3-1-0		0-0-0		1-0-		AWAY		2-1-0		0-0-0		0-0-0					
1-0-0		1-0-0		0-0-0		NEUTRAL		0-0-0		0-0-0		0-0-0					
9-12-0		1-5-0		3-6-0		CONFERENCE		3-0-0		0-0-0		2-1-0					
5-4-0		1-2-0		2-1-0		HOME		0-0-0		0-0-0		2-1-0					
4-8-0		0-3-0		1-5-0		AWAY		3-0-0		0-0-0		0-0-0					
0-0-0		0-0-0		0-0-0		NEUTRAL		0-0-0		0-0-0		0-0-0					
RPI	S	Opponent		Score		RPI	S	Opponent		Score		RPI	S	Opponent		Score	
3	N	South Carolina		15	0	29	A	Virginia		4	7	57	H	High Point		8	1
7	A	Miami (FL)		4	10	29	A	Virginia		9	15	63	A	Duke		11	2
7	A	Miami (FL)		3	7	29	A	Virginia		8	1	63	A	Duke		8	2
7	A	Miami (FL)		4	7	31	A	Wake Forest		2	3	63	A	Duke		12	2
9	H	Coastal Caro.		3	6	31	A	Wake Forest		1	6	69	A	UCLA		4	0
22	H	Georgia Tech		8	0	31	A	Wake Forest		4	5	69	A	UCLA		14	5
22	H	Georgia Tech		2	3	32	A	East Carolina		17	4	69	A	UCLA		5	6
22	H	Georgia Tech		0	6	33	H	Pittsburgh		0	5						
24	H	Oklahoma St.		7	6	33	H	Pittsburgh		4	0						
24	H	Oklahoma St.		2	1	33	H	Pittsburgh		14	2						
24	H	Oklahoma St.		4	3												
LAST 15 GAMES																	
						31	A	Wake Forest		2	3	29	A	Virginia		4	7
						31	A	Wake Forest		4	5	3	N	South Carolina		15	0
						31	A	Wake Forest		1	6	200	H	Virginia Tech		3	4
						115	H	William & Mary		17	2						
						9	H	Coastal Caro.		3	6						

Non-Div. I Games:

North Carolina

29 A Virginia	9	15
29 A Virginia	8	1

N
o
r
t
h
C
a
r
o
l
i
n
a

N
o
r
t
h
C
a
r
o
l
i
n
a

Average RPI Win:		135	WON-LOST RECORD		WINNING PCT. RANK		LAST 15 GAMES		STRENGTH OF SCHEDULE		OPP. STRENGTH OF SCHEDULE		TEAM RPI		ADJ RPI		CONF. RPI		ADJ CONF. RPI					
DIV. I ONLY			30-10-0		.75		9		9-6-0		87		15		17		.58544		17		1		1	
DIV. I NON-CONF.			20-2-0		.90909		3		3-0-0		264		91		30		.57522		30		2		2	
TOTALS		RPI 1-25		RPI 26-50				W-L RECORDS				RPI 51-100				RPI 101-150				RPI 150+				
30-10-0		4-5-0		2-1-0				OVERALL				3-3-0				7-1-0				14-0-0				
22-4-0		3-3-0		2-1-0				HOME				0-0-0				4-0-0				13-0-0				
7-6-0		1-2-0		0-0-0				AWAY				3-3-0				3-1-0				0-0-0				
1-0-0		0-0-0		0-0-0				NEUTRAL				0-0-0				0-0-0				1-0-0				
20-2-0		0-0-0		0-0-0				NON-CONFERENCE				2-1-0				4-1-0				14-0-0				
17-0-0		0-0-0		0-0-0				HOME				0-0-0				4-0-0				13-0-0				
2-2-0		0-0-0		0-0-				AWAY				2-1-0				0-1-0				0-0-0				
1-0-0		0-0-0		0-0-0				NEUTRAL				0-0-0				0-0-0				1-0-0				
10-8-0		4-5-0		2-1-0				CONFERENCE				1-2-0				3-0-0				0-0-0				
5-4-0		3-3-0		2-1-0				HOME				0-0-0				0-0-0				0-0-0				
5-4-0		1-2-0		0-0-0				AWAY				1-2-0				3-0-0				0-0-0				
0-0-0		0-0-0		0-0-0				NEUTRAL				0-0-0				0-0-0				0-0-0				
RPI	S	Opponent		Score		RPI	S	Opponent		Score		RPI	S	Opponent		Score		RPI	S	Opponent		Score		
3	H	South Carolina		0 4		36	H	Kentucky		3 0		54	A	Tennessee		1 2		102	A	Missouri		17 7		
3	H	South Carolina		10 6		36	H	Kentucky		0 3		54	A	Tennessee		6 0		102	A	Missouri		2 0		
3	H	South Carolina		6 3		36	H	Kentucky		3 2		54	A	Tennessee		3 5		102	A	Missouri		8 6		
13	H	Mississippi St.		12 6								86	A	Stanford		4 1		123	H	San Diego		8 4		
13	H	Mississippi St.		4 5								86	A	Stanford		1 4		123	H	San Diego		13 6		
13	H	Mississippi St.		1 2								86	A	Stanford		5 2		123	H	San Diego		17 1		
14	A	LSU		4 13														144	A	Middle Tenn.		4 7		
14	A	LSU		9 7														144	H	Middle Tenn.		7 4		
14	A	LSU		2 3														167	H	Central Ark.		8 6		
																		171	H	Xavier		5 2		
																		171	H	Xavier		7 0		
																		171	H	Xavier		14 3		
																		196	H	Ill.-Chicago		6 5		
																		196	H	Ill.-Chicago		9 0		
																		196	H	Ill.-Chicago		20 8		
																		214	H	Radford		13 4		
																		214	H	Radford		12 0		
																		224	H	Lipscomb		4 3		
																		225	N	Belmont		8 2		
																		226	H	Northern Ill.		9 2		
																		267	H	Eastern Ill.		9 1		
																		271	H	UT Martin		11 6		
LAST 15 GAMES																								
54 A Tennessee						3 5						144 H Middle Tenn.						7 4						
54 A Tennessee						1 2						14 A LSU						9 7						
54 A Tennessee						6 0						14 A LSU						2 3						
167 H Central Ark.						8 6																		
36 H Kentucky						0 3																		

Non-Div. I Games:

Vanderbilt

36	H	Kentucky	3	2
36	H	Kentucky	3	0

V
a
n
d
e
r
b
i
l
l
t

V
a
n
d
e
r
b
i
l
l
t

Average RPI Win: 87		WON-LOST RECORD		WINNING PCT. RANK		LAST 15 GAMES		STRENGTH OF SCHEDULE		OPP. STRENGTH OF SCHEDULE		TEAM RPI		ADJ RPI		CONF. RPI		ADJ CONF. RPI	
DIV. I ONLY		25-13-0		.65789 45		11-4-0		16		8		18		.58417 18		4		4	
DIV. I NON-CONF.		12-8-0		.6 89		3-0-0		3		16		24		.58002 24		4		4	
TOTALS		RPI 1-25		RPI 26-50		W-L RECORDS		RPI 51-100		RPI 101-150		RPI 150+							
25-13-0		2-5-0		4-3-0		OVERALL		9-1-0		8-4-0		2-0-0							
17-6-0		1-1-0		4-3-0		HOME		7-0-0		4-2-0		1-0-0							
8-4-0		1-2-0		0-0-0		AWAY		2-0-0		4-2-0		1-0-0							
0-3-0		0-2-0		0-0-0		NEUTRAL		0-1-0		0-0-0		0-0-0							
12-8-0		1-3-0		4-3-0		NON-CONFERENCE		3-1-0		2-1-0		2-0-0							
9-5-0		1-1-0		4-3-0		HOME		1-0-0		2-1-0		1-0-0							
3-0-0		0-0-0		0-0-		AWAY		2-0-0		0-0-0		1-0-0							
0-3-0		0-2-0		0-0-0		NEUTRAL		0-1-0		0-0-0		0-0-0							
13-5-0		1-2-0		0-0-0		CONFERENCE		6-0-0		6-3-0		0-0-0							
8-1-0		0-0-0		0-0-0		HOME		6-0-0		2-1-0		0-0-0							
5-4-0		1-2-0		0-0-0		AWAY		0-0-0		4-2-0		0-0-0							
0-0-0		0-0-0		0-0-0		NEUTRAL		0-0-0		0-0-0		0-0-0							
RPI S	Opponent	Score		RPI S	Opponent	Score		RPI S	Opponent	Score		RPI S	Opponent	Score					
4 H	Texas A&M	4	3	30 H	Arizona	1	8	55 H	Old Dominion	6	2	116 H	UAB	7	3				
12 N	La.-Lafayette	2	4	30 H	Arizona	2	6	55 H	Old Dominion	8	2	116 H	UAB	2	6				
19 A	Southern Miss.	1	2	30 H	Arizona	4	3	55 H	Old Dominion	3	1	116 H	UAB	3	0				
19 A	Southern Miss.	1	2	32 H	East Carolina	4	1	78 H	Western Ky.	9	3	133 H	UCF	0	2				
19 A	Southern Miss.	4	3	32 H	East Carolina	1	10	78 H	Western Ky.	3	2	133 H	UCF	13	10				
21 H	TCU	4	6	32 H	East Carolina	7	2	78 H	Western Ky.	5	2	133 H	UCF	4	3				
21 N	TCU	0	10	40 H	Dallas Baptist	6	2	79 A	Houston	7	4	141 A	UTSA	1	6				
								81 A	Sam Houston St.	8	3	141 A	UTSA	9	4				
								81 H	Sam Houston St.	5	3	141 A	UTSA	1	0				
								92 N	Arkansas	2	5	144 A	Middle Tenn.	6	2				
												144 A	Middle Tenn.	0	3				
												144 A	Middle Tenn.	1	0				
												152 A	Texas St.	3	1				
												152 H	Texas St.	8	4				
LAST 15 GAMES																			
19 A Southern Miss.				1	2	116 H UAB				3	0								
19 A Southern Miss.				4	3	116 H UAB				2	6								
19 A Southern Miss.				1	2	116 H UAB				7	3								
78 H Western Ky.				3	2														
78 H Western Ky.				5	2														

78	H	Western Ky.	9	3
152	A	Texas St.	3	1

R
i
c
e

R
i
c
e

Average RPI Win:	111	WON-LOST RECORD	WINNING PCT. RANK	LAST 15 GAMES	STRENGTH OF SCHEDULE	OPP. STRENGTH OF SCHEDULE	TEAM RPI	ADJ RPI	CONF. RPI	ADJ CONF. RPI	
DIV. I ONLY		29-12-0	.70732 30	10-5-0	77	4	19	.58188 19	4	4	
DIV. I NON-CONF.		15-8-0	.65217 64	1-2-0	25	3	26	.57747 26	4	4	
<hr/>											
TOTALS	RPI 1-25	RPI 26-50		W-L RECORDS	RPI 51-100		RPI 101-150		RPI 150+		
29-12-0	3-3-0	5-4-0		OVERALL	5-2-0		10-3-0		6-0-0		
18-3-0	2-1-0	5-0-0		HOME	0-1-0		8-1-0		3-0-0		
8-5-0	1-0-0	0-2-0		AWAY	3-1-0		1-2-0		3-0-0		
3-4-0	0-2-0	0-2-0		NEUTRAL	2-0-0		1-0-0		0-0-0		
15-8-0	1-2-0	5-4-0		NON-CONFERENCE	3-1-0		3-1-0		3-0-0		
10-2-0	0-0-0	5-0-0		HOME	0-1-0		2-1-0		3-0-0		
2-2-0	1-0-0	0-0-		AWAY	1-0-0		0-0-0		0-0-0		
3-4-0	0-2-0	0-2-0		NEUTRAL	2-0-0		1-0-0		0-0-0		
14-4-0	2-1-0	0-0-0		CONFERENCE	2-1-0		7-2-0		3-0-0		
8-1-0	2-1-0	0-0-0		HOME	0-0-0		6-0-0		0-0-0		
6-3-0	0-0-0	0-0-0		AWAY	2-1-0		1-2-0		3-0-0		
0-0-0	0-0-0	0-0-0		NEUTRAL	0-0-0		0-0-0		0-0-0		
RPI S	Opponent	Score	RPI S	Opponent	Score	RPI S	Opponent	Score	RPI S	Opponent	Score
5 A	Ole Miss	5 1	34 H	Northwestern St.	8 5	56 A	Southeastern La.	9 7	105 H	Samford	8 2
5 N	Ole Miss	2 6	34 H	Northwestern St.	8 6	56 H	Southeastern La.	2 4	105 H	Samford	6 3
13 N	Mississippi St.	5 13	34 H	Northwestern St.	15 5	72 N	Michigan St.	2 0	105 H	Samford	8 10
18 H	Rice	2 1	38 A	South Ala.	3 9	82 N	Troy	6 2	107 N	Auburn	3 1
18 H	Rice	2 1	38 N	South Ala.	2 4	99 A	Marshall	3 2	116 A	UAB	3 5
18 H	Rice	3 4	39 A	Tulane	0 12	99 A	Marshall	14 4	116 A	UAB	7 8
			39 N	Tulane	7 12	99 A	Marshall	8 10	116 A	UAB	11 0
			41 H	Alabama	9 2				141 H	UTSA	11 2
			42 H	New Orleans	7 4				141 H	UTSA	6 5
									141 H	UTSA	13 2
									144 H	Middle Tenn.	9 5
									144 H	Middle Tenn.	12 11
									144 H	Middle Tenn.	6 4
									165 A	Charlotte	16 6
									165 A	Charlotte	9 1
									165 A	Charlotte	9 6
									267 H	Eastern Ill.	18 1
									267 H	Eastern Ill.	6 4
									267 H	Eastern Ill.	6 1
			LAST 15 GAMES								
			18 H	Rice	2 1	5 A	Ole Miss	5 1			
			18 H	Rice	3 4	144 H	Middle Tenn.	12 11			
			18 H	Rice	2 1	144 H	Middle Tenn.	9 5			
			39 A	Tulane	0 12						
			116 A	UAB	11 0						

Non-Div. I Games:

Southern Miss.

116 A UAB	7	8
116 A UAB	3	5

S
o
u
t
h
e
r
n
M
i
s
s
.

S
o
u
t
h
e
r
n
M
i
s
s
.

Average RPI Win:	162	WON-LOST	WINNING	LAST 15	STRENGTH OF	OPP. STRENGTH	TEAM	ADJ	CONF.	ADJ CONF.					
Average RPI Loss:	87	RECORD	PCT. RANK	GAMES	SCHEDULE	OF SCHEDULE	RPI	RPI	RPI	RPI					
DIV. I ONLY		27-9-0	.75	9	11-4-0	88	144	20	.58187	20	19	19			
DIV. I NON-CONF.		22-8-0	.73333	33	6-3-0	78	96	16	.58802	16	18	18			
<hr/>															
TOTALS	RPI 1-25	RPI 26-50			W-L RECORDS		RPI 51-100		RPI 101-150		RPI 150+				
27-9-0	0-0-0	2-1-0			OVERALL		3-6-0		8-1-0		14-1-0				
19-2-0	0-0-0	0-0-0			HOME		3-1-0		5-1-0		11-0-0				
8-7-0	0-0-0	2-1-0			AWAY		0-5-0		3-0-0		3-1-0				
0-0-0	0-0-0	0-0-0			NEUTRAL		0-0-0		0-0-0		0-0-0				
<hr/>															
22-8-0	0-0-0	2-1-0			NON-CONFERENCE		3-6-0		6-0-0		11-1-0				
14-1-0	0-0-0	0-0-0			HOME		3-1-0		3-0-0		8-0-0				
8-7-0	0-0-0	2-0-			AWAY		0-5-0		3-0-0		3-1-0				
0-0-0	0-0-0	0-0-0			NEUTRAL		0-0-0		0-0-0		0-0-0				
<hr/>															
5-1-0	0-0-0	0-0-0			CONFERENCE		0-0-0		2-1-0		3-0-0				
5-1-0	0-0-0	0-0-0			HOME		0-0-0		2-1-0		3-0-0				
0-0-0	0-0-0	0-0-0			AWAY		0-0-0		0-0-0		0-0-0				
0-0-0	0-0-0	0-0-0			NEUTRAL		0-0-0		0-0-0		0-0-0				
<hr/>															
RPI	S	Opponent	Score	RPI	S	Opponent	Score	RPI	S	Opponent	Score	RPI	S	Opponent	Score
				43	A	BYU	4 13	61	H	Jacksonville	3 4	111	H	Seton Hall	4 5
				43	A	BYU	10 2	61	H	Jacksonville	2 1	111	H	Seton Hall	7 1
				43	A	BYU	8 5	61	H	Jacksonville	4 0	111	H	Seton Hall	3 1
								80	A	Fresno St.	3 7	116	H	UAB	3 1
								80	A	Fresno St.	1 2	116	H	UAB	4 3
								80	A	Fresno St.	1 2	116	H	UAB	2 1
								83	A	Nebraska	2 8	148	A	Stetson	7 5
								83	H	Nebraska	4 3	148	A	Stetson	5 1
								92	A	Arkansas	2 6	148	A	Stetson	4 1
												151	A	Kansas St.	2 8
												151	H	Kansas St.	5 4
												168	H	Stony Brook	4 0
												168	H	Stony Brook	5 4
												168	H	Stony Brook	4 0
												205	A	Murray St.	10 5
												205	A	Murray St.	9 4
												205	A	Murray St.	7 2
												209	H	South Dakota St.	6 5
												249	H	North Dakota	7 1
												249	H	North Dakota	7 1
												249	H	North Dakota	5 0
				LAST 15 GAMES								280	H	Butler	2 1
				43	A	BYU	8 5	209	H	South Dakota St.	6 5	280	H	Butler	6 4
				43	A	BYU	10 2	83	H	Nebraska	4 3	280	H	Butler	4 3
				43	A	BYU	4 13	111	H	Seton Hall	4 5				
				92	A	Arkansas	2 6								
				280	H	Butler	4 3								

Non-Div. I Games:

Creighton

280 H Butler	6	4
280 H Butler	2	1

C
r
e
i
g
h
t
o
n

C
r
e
i
g
h
t
o
n

TCU

TCU

107	H	Oklahoma	11	3
40	H	Dallas Baptist	1	9

T
C
U

T
C
U

Average RPI Win: 133		WON-LOST	WINNING	LAST 15	STRENGTH OF		OPP. STRENGTH	TEAM	ADJ	CONF.	ADJ CONF.
Average RPI Loss: 35		RECORD	PCT. RANK	GAMES	SCHEDULE		OF SCHEDULE	RPI	RPI	RPI	RPI
DIV. I ONLY		27-13-0	.675	37	7-8-0		34	16	22	.58098	22
DIV. I NON-CONF.		17-3-0	.85	7	3-2-0		116	141	19	.58407	19
TOTALS		RPI 1-25	RPI 26-50		W-L RECORDS		RPI 51-100		RPI 101-150		RPI 150+
27-13-0		5-7-0	1-2-0		OVERALL		2-2-0		7-2-0		12-0-0
17-7-0		1-2-0	0-1-0		HOME		2-2-0		4-2-0		10-0-0
10-6-0		4-5-0	1-1-0		AWAY		0-0-0		3-0-0		2-0-0
0-0-0		0-0-0	0-0-0		NEUTRAL		0-0-0		0-0-0		0-0-0
17-3-0		0-0-0	0-1-0		NON-CONFERENCE		1-0-0		7-2-0		9-0-0
12-3-0		0-0-0	0-1-0		HOME		1-0-0		4-2-0		7-0-0
5-0-0		0-0-0	0-0-0		AWAY		0-0-0		3-0-0		2-0-0
0-0-0		0-0-0	0-0-0		NEUTRAL		0-0-0		0-0-0		0-0-0
10-10-0		5-7-0	1-1-0		CONFERENCE		1-2-0		0-0-0		3-0-0
5-4-0		1-2-0	0-0-0		HOME		1-2-0		0-0-0		3-0-0
5-6-0		4-5-0	1-1-0		AWAY		0-0-0		0-0-0		0-0-0
0-0-0		0-0-0	0-0-0		NEUTRAL		0-0-0		0-0-0		0-0-0
RPI S	Opponent	Score	RPI S	Opponent	Score	RPI S	Opponent	Score	RPI S	Opponent	Score
6 A	Florida St.	9 14	28 H	Georgia	1 3	63 H	Duke	3 2	104 A	Mercer	6 5
6 A	Florida St.	2 8	33 A	Pittsburgh	6 3	63 H	Duke	4 10	104 H	Mercer	8 9
6 A	Florida St.	3 8	33 A	Pittsburgh	6 13	63 H	Duke	13 14	107 A	Auburn	4 1
8 H	North Carolina St.	6 15				88 H	VCU	9 1	107 H	Auburn	3 14
8 H	North Carolina St.	16 7							110 H	Western Caro.	14 3
8 H	North Carolina St.	3 8							110 H	Western Caro.	4 3
11 A	Clemson	7 5							110 H	Western Caro.	5 4
11 A	Clemson	7 8							126 A	Ga. Southern	6 5
11 A	Clemson	16 1							126 H	Ga. Southern	6 1
16 A	North Carolina	0 8							183 A	Kennesaw St.	13 2
16 A	North Carolina	3 2							183 H	Kennesaw St.	4 2
16 A	North Carolina	6 0							200 H	Virginia Tech	8 3
									200 H	Virginia Tech	14 4
									200 H	Virginia Tech	16 8
									204 H	UMBC	6 1
									204 H	UMBC	4 1
									204 H	UMBC	9 2
									235 A	Georgia St.	11 5
									235 H	Georgia St.	11 6
									254 H	Western Mich.	13 0
									256 H	Purdue	5 2
LAST 15 GAMES											
11 A	Clemson	7 5	8 H	North Carolina St.	3 8						
11 A	Clemson	16 1	28 H	Georgia	1 3						
11 A	Clemson	7 8	33 A	Pittsburgh	6 13						
235 A	Georgia St.	11 5									
104 H	Mercer	8 9									

Non-Div. I Games:

Georgia Tech

8 H North Carolina St.	16	7
8 H North Carolina St.	6	15

G
e
o
r
g
i
a
T
e
c
h

G
e
o
r
g
i
a
T
e
c
h

Average RPI Win: 146		WON-LOST RECORD		WINNING PCT. RANK		LAST 15 GAMES		STRENGTH OF SCHEDULE		OPP. STRENGTH OF SCHEDULE		TEAM RPI		ADJ RPI		CONF. RPI		ADJ CONF. RPI	
DIV. I ONLY		23-11-0		.67647 35		12-2-0		72		147		23		.57708 23		6		6	
DIV. I NON-CONF.		14-9-0		.6087 82		3-0-0		39		241		32		.57519 32		6		6	
TOTALS		RPI 1-25		RPI 26-50		W-L RECORDS		RPI 51-100		RPI 101-150		RPI 150+							
23-11-0		2-0-0		0-1-0		OVERALL		7-6-0		2-0-0		12-4-0							
7-2-0		0-0-0		0-0-0		HOME		4-2-0		0-0-0		3-0-0							
13-8-0		2-0-0		0-0-0		AWAY		3-4-0		0-0-0		8-4-0							
3-1-0		0-0-0		0-1-0		NEUTRAL		0-0-0		2-0-0		1-0-0							
14-9-0		0-0-0		0-1-0		NON-CONFERENCE		3-4-0		2-0-0		9-4-0							
3-0-0		0-0-0		0-0-0		HOME		0-0-0		0-0-0		3-0-0							
8-8-0		0-0-0		0-0-		AWAY		3-4-0		0-0-0		5-4-0							
3-1-0		0-0-0		0-1-0		NEUTRAL		0-0-0		2-0-0		1-0-0							
9-2-0		2-0-0		0-0-0		CONFERENCE		4-2-0		0-0-0		3-0-0							
4-2-0		0-0-0		0-0-0		HOME		4-2-0		0-0-0		0-0-0							
5-0-0		2-0-0		0-0-0		AWAY		0-0-0		0-0-0		3-0-0							
0-0-0		0-0-0		0-0-0		NEUTRAL		0-0-0		0-0-0		0-0-0							
RPI S	Opponent	Score		RPI S	Opponent	Score		RPI S	Opponent	Score		RPI S	Opponent	Score					
25 A	Michigan	8	1	47 N	Oregon St.	7	8	59 H	Maryland	2	4	132 N	Utah	6	1				
25 A	Michigan	5	3					59 H	Maryland	9	5	132 N	Utah	9	3				
								59 H	Maryland	6	4	154 A	Utah Valley	2	3				
								89 A	Missouri St.	12	5	154 A	Utah Valley	13	5				
								89 A	Missouri St.	7	5	154 A	Utah Valley	6	15				
								89 A	Missouri St.	4	5	154 N	Utah Valley	8	2				
								91 H	Iowa	4	1	163 A	Campbell	3	1				
								91 H	Iowa	3	6	163 A	Campbell	7	11				
								91 H	Iowa	6	3	163 A	Campbell	7	5				
								96 A	Seattle	1	4	181 H	North Dakota St.	10	0				
								96 A	Seattle	3	13	209 H	South Dakota St.	7	3				
								96 A	Seattle	4	5	226 H	Northern Ill.	12	10				
								96 A	Seattle	12	2	235 A	Georgia St.	3	4				
												235 A	Georgia St.	3	0				
												235 A	Georgia St.	11	6				
												252 A	Northwestern	6	5				
												252 A	Northwestern	10	1				
												252 A	Northwestern	8	0				
				LAST 15 GAMES															
				252 A	Northwestern	8	0	209 H	South Dakota St.	7	3								
				252 A	Northwestern	10	1	25 A	Michigan	5	3								
				252 A	Northwestern	6	5	25 A	Michigan	8	1								
				181 H	North Dakota St.	10	0												
				59 H	Maryland	6	4												

Non-Div. I Games: Saint Mary's (MN) 9 1 Augsburg 10 3

Minnesota

59 H Maryland	2	4
59 H Maryland	9	5

M
i
n
n
e
s
o
t
a

M
i
n
n
e
s
o
t
a

Average RPI Win: 125		WON-LOST	WINNING	LAST 15	STRENGTH OF		OPP. STRENGTH	TEAM	ADJ	CONF.	ADJ CONF.
Average RPI Loss: 58		RECORD	PCT. RANK	GAMES	SCHEDULE		OF SCHEDULE	RPI	RPI	RPI	RPI
DIV. I ONLY		25-14-0	.64103	54	8-7-0		31	46	24	.57634	24
DIV. I NON-CONF.		15-8-0	.65217	64	1-1-0		43	50	38	.56778	38
TOTALS		RPI 1-25	RPI 26-50		W-L RECORDS		RPI 51-100		RPI 101-150		RPI 150+
25-14-0		4-8-0	1-0-0		OVERALL		4-2-0		7-4-0		9-0-0
12-7-0		4-5-0	0-0-0		HOME		3-2-0		0-0-0		5-0-0
12-6-0		0-3-0	1-0-0		AWAY		1-0-0		6-3-0		4-0-0
1-1-0		0-0-0	0-0-0		NEUTRAL		0-0-0		1-1-0		0-0-0
15-8-0		2-4-0	1-0-0		NON-CONFERENCE		4-2-0		2-2-0		6-0-0
10-3-0		2-1-0	0-0-0		HOME		3-2-0		0-0-0		5-0-0
4-4-0		0-3-0	1-0-		AWAY		1-0-0		1-1-0		1-0-0
1-1-0		0-0-0	0-0-0		NEUTRAL		0-0-0		1-1-0		0-0-0
10-6-0		2-4-0	0-0-0		CONFERENCE		0-0-0		5-2-0		3-0-0
2-4-0		2-4-0	0-0-0		HOME		0-0-0		0-0-0		0-0-0
8-2-0		0-0-0	0-0-0		AWAY		0-0-0		5-2-0		3-0-0
0-0-0		0-0-0	0-0-0		NEUTRAL		0-0-0		0-0-0		0-0-0
RPI S	Opponent	Score	RPI S	Opponent	Score	RPI S	Opponent	Score	RPI S	Opponent	Score
15 H	Texas Tech	5 15	40 A	Dallas Baptist	7 6	70 H	Oral Roberts	0 4	107 A	Oklahoma	4 3
15 H	Texas Tech	1 5				89 A	Missouri St.	6 5	114 A	UT Arlington	5 3
15 H	Texas Tech	2 8				92 H	Arkansas	5 4	114 A	UT Arlington	2 3
16 A	North Carolina	1 2				98 H	Indiana St.	9 2	122 A	West Virginia	8 1
16 A	North Carolina	3 4				98 H	Indiana St.	1 0	122 A	West Virginia	3 4
16 A	North Carolina	6 7				98 H	Indiana St.	0 2	122 A	West Virginia	4 5
21 H	TCU	9 0							127 A	Baylor	6 2
21 H	TCU	6 11							127 A	Baylor	3 1
21 H	TCU	11 7							127 A	Baylor	10 7
25 H	Michigan	5 4							143 N	SFA	4 5
25 H	Michigan	6 3							143 N	SFA	8 2
25 H	Michigan	2 4							151 A	Kansas St.	5 4
									151 A	Kansas St.	2 1
									151 A	Kansas St.	5 4
									164 A	Wichita St.	17 0
									203 H	Abilene Christian	8 2
									203 H	Abilene Christian	8 4
									203 H	Abilene Christian	16 0
									264 H	Incarnate Word	7 1
									264 H	Incarnate Word	3 2
LAST 15 GAMES											
21 H	TCU	11 7	70 H	Oral Roberts	0 4						
21 H	TCU	6 11	15 H	Texas Tech	5 15						
21 H	TCU	9 0	15 H	Texas Tech	2 8						
107 A	Oklahoma	4 3									
127 A	Baylor	3 1									

Non-Div. I Games:

Oklahoma St.

127 A Baylor	10	7
127 A Baylor	6	2

O
k
l
a
h
o
m
a
s
t
.

O
k
l
a
h
o
m
a
s
t
.

Average RPI Win: 172		WON-LOST	WINNING	LAST 15	STRENGTH OF		OPP. STRENGTH	TEAM	ADJ		CONF.	ADJ CONF.
Average RPI Loss: 78		RECORD	PCT. RANK	GAMES	SCHEDULE		OF SCHEDULE	RPI	RPI		RPI	RPI
DIV. I ONLY		28-10-0	.73684	17	10-5-0		123	120	25		.57625	25
DIV. I NON-CONF.		20-6-0	.76923	24	3-1-0		152	143	21		.58359	21
TOTALS		RPI 1-25	RPI 26-50		W-L RECORDS		RPI 51-100		RPI 101-150		RPI 150+	
28-10-0		1-4-0	1-1-0		OVERALL		5-3-0		1-1-0		20-1-0	
11-2-0		0-2-0	0-0-0		HOME		3-0-0		0-0-0		8-0-0	
12-8-0		1-2-0	1-1-0		AWAY		2-3-0		0-1-0		8-1-0	
5-0-0		0-0-0	0-0-0		NEUTRAL		0-0-0		1-0-0		4-0-0	
20-6-0		1-2-0	1-1-0		NON-CONFERENCE		0-1-0		1-1-0		17-1-0	
8-0-0		0-0-0	0-0-0		HOME		0-0-0		0-0-0		8-0-0	
7-6-0		1-2-0	1-0-		AWAY		0-1-0		0-1-0		5-1-0	
5-0-0		0-0-0	0-0-0		NEUTRAL		0-0-0		1-0-0		4-0-0	
8-4-0		0-2-0	0-0-0		CONFERENCE		5-2-0		0-0-0		3-0-0	
3-2-0		0-2-0	0-0-0		HOME		3-0-0		0-0-0		0-0-0	
5-2-0		0-0-0	0-0-0		AWAY		2-2-0		0-0-0		3-0-0	
0-0-0		0-0-0	0-0-0		NEUTRAL		0-0-0		0-0-0		0-0-0	
RPI S	Opponent	Score	RPI S	Opponent	Score	RPI S	Opponent	Score	RPI S	Opponent	Score	
23 H	Minnesota	3 5	44 A	Notre Dame	5 9	64 A	Cal Poly	1 5	119 N	Saint Joseph's	5 1	
23 H	Minnesota	1 8	45 A	California	5 0	72 A	Michigan St.	5 11	149 A	Santa Clara	3 5	
24 A	Oklahoma St.	4 5				83 H	Nebraska	10 6	176 H	Eastern Mich.	19 3	
24 A	Oklahoma St.	3 6				83 H	Nebraska	7 2	189 A	Hawaii	9 4	
24 A	Oklahoma St.	4 2				83 H	Nebraska	6 1	189 A	Hawaii	5 3	
						91 A	Iowa	8 4	189 A	Hawaii	5 4	
						91 A	Iowa	12 9	189 A	Hawaii	6 0	
						91 A	Iowa	3 8	191 N	Canisius	3 0	
									191 N	Canisius	6 2	
									191 N	Canisius	9 0	
									191 N	Canisius	9 3	
									195 A	San Jose St.	6 5	
									196 H	Ill.-Chicago	10 4	
									196 H	Ill.-Chicago	10 2	
									196 H	Ill.-Chicago	5 0	
									196 H	Ill.-Chicago	5 4	
									234 H	Toledo	2 1	
									252 A	Northwestern	10 4	
									252 A	Northwestern	12 3	
									252 A	Northwestern	11 9	
									255 H	Bowling Green	5 0	
									262 A	UC Davis	3 4	
									263 H	Central Mich.	9 7	
			LAST 15 GAMES									
			91 A	Iowa	3 8	176 H	Eastern Mich.	19 3				
			91 A	Iowa	12 9	72 A	Michigan St.	5 11				
			91 A	Iowa	8 4	23 H	Minnesota	3 5				
			234 H	Toledo	2 1							
			83 H	Nebraska	6 1							

Non-Div. I Games:

Michigan

83	H	Nebraska	7	2
83	H	Nebraska	10	6

M
i
c
h
i
g
a
n

M
i
c
h
i
g
a
n

UNCW

Average RPI Win:		172	WON-LOST		WINNING		LAST 15		STRENGTH OF		OPP. STRENGTH		TEAM		ADJ		CONF.		ADJ CONF.	
Average RPI Loss:		79	RECORD		PCT. RANK		GAMES		SCHEDULE		OF SCHEDULE		RPI		RPI		RPI		RPI	
DIV. I ONLY			27-9-0		.75		9		12-3-0		101		135		26		.57486		26	
DIV. I NON-CONF.			19-7-0		.73077		35		6-1-0		61		114		27		.57738		27	
TOTALS		RPI 1-25		RPI 26-50		W-L RECORDS		RPI 51-100		RPI 101-150		RPI 150+								
27-9-0		1-2-0		1-1-0		OVERALL		4-4-0		4-0-0		17-2-0								
22-2-0		1-1-0		1-0-0		HOME		3-1-0		1-0-0		16-0-0								
5-7-0		0-1-0		0-1-0		AWAY		1-3-0		3-0-0		1-2-0								
0-0-0		0-0-0		0-0-0		NEUTRAL		0-0-0		0-0-0		0-0-0								
19-7-0		1-2-0		1-1-0		NON-CONFERENCE		4-4-0		1-0-0		12-0-0								
17-2-0		1-1-0		1-0-0		HOME		3-1-0		1-0-0		11-0-0								
2-5-0		0-1-0		0-0-		AWAY		1-3-0		0-0-0		1-0-0								
0-0-0		0-0-0		0-0-0		NEUTRAL		0-0-0		0-0-0		0-0-0								
8-2-0		0-0-0		0-0-0		CONFERENCE		0-0-0		3-0-0		5-2-0								
5-0-0		0-0-0		0-0-0		HOME		0-0-0		0-0-0		5-0-0								
3-2-0		0-0-0		0-0-0		AWAY		0-0-0		3-0-0		0-2-0								
0-0-0		0-0-0		0-0-0		NEUTRAL		0-0-0		0-0-0		0-0-0								
RPI	S	Opponent		Score		RPI	S	Opponent		Score		RPI	S	Opponent		Score				
8	A	North Carolina St.		2	5	32	A	East Carolina		6	9	57	A	High Point		5	1			
8	H	North Carolina St.		6	4	46	H	UNCG		8	4	62	A	North Florida		11	12			
9	H	Coastal Caro.		4	6							62	A	North Florida		1	13			
												62	A	North Florida		2	3			
												88	H	VCU		11	4			
												93	H	Penn St.		11	2			
												93	H	Penn St.		5	1			
												93	H	Penn St.		4	5			
														190 A Northeastern		0	3			
														190 A Northeastern		4	9			
														198 H Elon		12	3			
														198 H Elon		10	4			
														209 H South Dakota St.		15	5			
														215 H Eastern Ky.		10	7			
														237 H Towson		11	4			
														237 H Towson		6	2			
														237 H Towson		7	2			
														273 H ETSU		16	11			
														273 H ETSU		17	7			
														273 H ETSU		15	5			
														275 H Iona		11	4			
														275 H Iona		19	7			
														275 H Iona		11	1			
LAST 15 GAMES																				
						237	H	Towson		11	4	57	A	High Point		5	1			
						237	H	Towson		6	2	115	A	William & Mary		6	1			
						237	H	Towson		7	2	115	A	William & Mary		7	4			
						163	H	Campbell		14	7									
						273	H	ETSU		16	11									

Non-Div. I Games:

UNCW

273	H	ETSU	17	7
273	H	ETSU	15	5

U
N
C
W

U
N
C
W

Average RPI Win:	125	WON-LOST	WINNING	LAST 15	STRENGTH OF	OPP. STRENGTH	TEAM	ADJ	CONF.	ADJ CONF.	
Average RPI Loss:	118	RECORD	PCT. RANK	GAMES	SCHEDULE	OF SCHEDULE	RPI	RPI	RPI	RPI	
DIV. I ONLY	28-10-0	.73684	17	10-5-0	130	24	27	.57424	27	4	4
DIV. I NON-CONF.	16-4-0	.8	17	3-0-0	123	31	17	.58652	17	4	4
<hr/>											
TOTALS	RPI 1-25	RPI 26-50		W-L RECORDS		RPI 51-100		RPI 101-150		RPI 150+	
28-10-0	3-1-0	0-0-0		OVERALL		8-3-0		9-3-0		8-3-0	
14-4-0	0-0-0	0-0-0		HOME		3-1-0		5-0-0		6-3-0	
12-6-0	3-1-0	0-0-0		AWAY		5-2-0		4-3-0		0-0-0	
2-0-0	0-0-0	0-0-0		NEUTRAL		0-0-0		0-0-0		2-0-0	
<hr/>											
16-4-0	3-1-0	0-0-0		NON-CONFERENCE		3-2-0		3-0-0		7-1-0	
10-2-0	0-0-0	0-0-0		HOME		3-1-0		2-0-0		5-1-0	
4-2-0	3-1-0	0-0-		AWAY		0-1-0		1-0-0		0-0-0	
2-0-0	0-0-0	0-0-0		NEUTRAL		0-0-0		0-0-0		2-0-0	
<hr/>											
12-6-0	0-0-0	0-0-0		CONFERENCE		5-1-0		6-3-0		1-2-0	
4-2-0	0-0-0	0-0-0		HOME		0-0-0		3-0-0		1-2-0	
8-4-0	0-0-0	0-0-0		AWAY		5-1-0		3-3-0		0-0-0	
0-0-0	0-0-0	0-0-0		NEUTRAL		0-0-0		0-0-0		0-0-0	
<hr/>											
RPI S	Opponent	Score		RPI S	Opponent	Score		RPI S	Opponent	Score	
1 A	Florida	1	2			55 A	Old Dominion 11 0	116 H	UAB	5	3
7 A	Miami (FL)	4	3			55 A	Old Dominion 3 1	116 H	UAB	7	3
13 A	Mississippi St.	10	6			55 A	Old Dominion 10 7	116 H	UAB	5	0
13 A	Mississippi St.	4	0			68 H	Rutgers 3 2	119 H	Saint Joseph's	1	0
						68 H	Rutgers 4 5	119 H	Saint Joseph's	4	1
						68 H	Rutgers 9 8	133 A	UCF	5	0
						94 A	FGCU 2 3	135 A	FIU	9	1
						94 H	FGCU 5 2	135 A	FIU	6	7
						99 A	Marshall 10 2	135 A	FIU	3	4
						99 A	Marshall 2 7	144 A	Middle Tenn.	7	2
						99 A	Marshall 6 3	144 A	Middle Tenn.	12	1
								144 A	Middle Tenn.	6	8
								165 H	Charlotte	7	12
								165 H	Charlotte	6	7
								165 H	Charlotte	17	8
								174 H	Georgetown	14	2
								174 H	Georgetown	6	0
								174 H	Georgetown	11	13
								209 N	South Dakota St.	4	2
								209 N	South Dakota St.	11	5
								270 H	LIU Brooklyn	17	2
								270 H	LIU Brooklyn	4	3
								270 H	LIU Brooklyn	5	1
				LAST 15 GAMES							
				135 A	FIU	9	1	94 H	FGCU	5	2
				135 A	FIU	3	4	165 H	Charlotte	6	7
				135 A	FIU	6	7	165 H	Charlotte	17	8
				7 A	Miami (FL)	4	3				
				99 A	Marshall	2	7				

Non-Div. I Games:

Fla. Atlantic

99 A Marshall	10	2
99 A Marshall	6	3

F
l
a
.
A
t
l
a
n
t
i
c

F
l
a
.
A
t
l
a
n
t
i
c

Average RPI Win: 109		WON-LOST RECORD		WINNING PCT. RANK		LAST 15 GAMES		STRENGTH OF SCHEDULE		OPP. STRENGTH OF SCHEDULE		TEAM RPI		ADJ RPI		CONF. RPI		ADJ CONF. RPI					
Average RPI Loss: 47																							
DIV. I ONLY		21-20-0		.5122 140		6-9-0		1		29		28		.57261 28		1		1					
DIV. I NON-CONF.		14-9-0		.6087 82		1-2-0		26		150		67		.5455 67		2		2					
TOTALS		RPI 1-25		RPI 26-50		W-L RECORDS		RPI 51-100		RPI 101-150		RPI 150+											
21-20-0		5-10-0		3-4-0		OVERALL		2-2-0		4-2-0		7-2-0											
15-11-0		2-2-0		3-4-0		HOME		2-2-0		3-2-0		5-1-0											
6-9-0		3-8-0		0-0-0		AWAY		0-0-0		1-0-0		2-1-0											
0-0-0		0-0-0		0-0-0		NEUTRAL		0-0-0		0-0-0		0-0-0											
14-9-0		1-2-0		0-1-0		NON-CONFERENCE		2-2-0		4-2-0		7-2-0											
10-7-0		0-1-0		0-1-0		HOME		2-2-0		3-2-0		5-1-0											
4-2-0		1-1-0		0-0-		AWAY		0-0-0		1-0-0		2-1-0											
0-0-0		0-0-0		0-0-0		NEUTRAL		0-0-0		0-0-0		0-0-0											
7-11-0		4-8-0		3-3-0		CONFERENCE		0-0-0		0-0-0		0-0-0											
5-4-0		2-1-0		3-3-0		HOME		0-0-0		0-0-0		0-0-0											
2-7-0		2-7-0		0-0-0		AWAY		0-0-0		0-0-0		0-0-0											
0-0-0		0-0-0		0-0-0		NEUTRAL		0-0-0		0-0-0		0-0-0											
RPI	S	Opponent		Score		RPI	S	Opponent		Score		RPI	S	Opponent		Score		RPI	S	Opponent		Score	
1	A	Florida		0 6		36	H	Kentucky		6 14		73	H	Wright St.		4 3		104	A	Mercer		7 6	
1	A	Florida		1 4		36	H	Kentucky		4 11		73	H	Wright St.		5 1		104	H	Mercer		1 3	
1	A	Florida		2 1		36	H	Kentucky		5 2		73	H	Wright St.		1 3		124	H	Cincinnati		7 6	
3	H	South Carolina		13 4		38	H	South Ala.		1 3		78	H	Western Ky.		7 8		126	H	Ga. Southern		5 1	
3	H	South Carolina		1 3		41	H	Alabama		12 4								126	H	Ga. Southern		4 1	
3	H	South Carolina		5 3		41	H	Alabama		7 1								126	H	Ga. Southern		3 5	
4	A	Texas A&M		2 10		41	H	Alabama		7 10								165	A	Charlotte		5 10	
4	A	Texas A&M		0 5														165	A	Charlotte		6 3	
4	A	Texas A&M		1 15														183	A	Kennesaw St.		4 2	
11	A	Clemson		0 12														183	H	Kennesaw St.		2 4	
11	H	Clemson		6 11														224	H	Lipscomb		8 2	
13	A	Mississippi St.		11 8														224	H	Lipscomb		9 8	
13	A	Mississippi St.		2 9														224	H	Lipscomb		1 0	
13	A	Mississippi St.		1 3														245	H	Charleston So.		5 3	
22	A	Georgia Tech		3 1														245	H	Charleston So.		10 3	
LAST 15 GAMES																							
		1 A Florida		1 4				22 A Georgia Tech		3 1				4 A Texas A&M		2 10				4 A Texas A&M		1 15	
		1 A Florida		0 6																			
		1 A Florida		2 1																			
		11 A Clemson		0 12																			
		3 H South Carolina		5 3																			

Non-Div. I Games:

Georgia

3 H South Carolina	13	4
3 H South Carolina	1	3

G
e
o
r
g
i
a

G
e
o
r
g
i
a

Average RPI Win:		120	WON-LOST RECORD		WINNING PCT. RANK		LAST 15 GAMES		STRENGTH OF SCHEDULE		OPP. STRENGTH OF SCHEDULE		TEAM RPI		ADJ RPI		CONF. RPI		ADJ CONF. RPI	
DIV. I ONLY			26-17-0		.60465 80		8-7-0		10		25		29		.57165 29		2		2	
DIV. I NON-CONF.			15-7-0		.68182 49		3-2-0		150		149		111		.52443 111		1		1	
TOTALS		RPI 1-25		RPI 26-50		W-L RECORDS		RPI 51-100		RPI 101-150		RPI 150+								
26-17-0		6-7-0		3-3-0		OVERALL		4-6-0		1-0-0		12-1-0								
18-9-0		3-3-0		3-3-0		HOME		0-2-0		1-0-0		11-1-0								
6-8-0		3-4-0		0-0-0		AWAY		3-4-0		0-0-0		0-0-0								
2-0-0		0-0-0		0-0-0		NEUTRAL		1-0-0		0-0-0		1-0-0								
15-7-0		0-1-0		1-2-0		NON-CONFERENCE		1-3-0		1-0-0		12-1-0								
13-5-0		0-0-0		1-2-0		HOME		0-2-0		1-0-0		11-1-0								
0-2-0		0-1-0		0-0-		AWAY		0-1-0		0-0-0		0-0-0								
2-0-0		0-0-0		0-0-0		NEUTRAL		1-0-0		0-0-0		1-0-0								
11-10-0		6-6-0		2-1-0		CONFERENCE		3-3-0		0-0-0		0-0-0								
5-4-0		3-3-0		2-1-0		HOME		0-0-0		0-0-0		0-0-0								
6-6-0		3-3-0		0-0-0		AWAY		3-3-0		0-0-0		0-0-0								
0-0-0		0-0-0		0-0-0		NEUTRAL		0-0-0		0-0-0		0-0-0								
RPI	S	Opponent		Score		RPI	S	Opponent		Score		RPI	S	Opponent		Score				
2	A	Louisville		4 11		31	H	Wake Forest		4 0		52	A	Boston College		4 5				
2	A	Louisville		0 15		31	H	Wake Forest		6 4		52	A	Boston College		2 3				
2	A	Louisville		6 3		31	H	Wake Forest		8 9		52	A	Boston College		3 0				
7	A	Miami (FL)		6 5		32	H	East Carolina		1 6		55	H	Old Dominion		4 5				
7	A	Miami (FL)		7 3		32	H	East Carolina		5 8		63	A	Duke		7 6				
7	A	Miami (FL)		2 9		32	H	East Carolina		4 2		63	A	Duke		6 0				
8	H	North Carolina St.		5 3								63	A	Duke		0 3				
8	H	North Carolina St.		7 8								84	N	Kent St.		8 6				
8	H	North Carolina St.		2 5								88	A	VCU		5 7				
9	A	Coastal Caro.		4 5								88	H	VCU		5 11				
16	H	North Carolina		15 9																
16	H	North Carolina		7 4																
16	H	North Carolina		1 8																
						LAST 15 GAMES														
		7 A Miami (FL)		7 3				16 H North Carolina		7 4				153 H Longwood		9 4				
		7 A Miami (FL)		2 9				52 A Boston College		4 5										
		7 A Miami (FL)		6 5																
		88 H VCU		5 11																
		214 H Radford		11 3																

Non-Div. I Games:

Virginia

16 H North Carolina	15	9
16 H North Carolina	1	8

V
i
r
g
i
n
i
a

V
i
r
g
i
n
i
a

A
r
i
z
o
n
a

Arizona

86	H	Stanford	4	1
86	H	Stanford	4	1

A
r
i
z
o
n
a

A
r
i
z
o
n
a

Wake Forest

Through Games Of April 25, 2016

Average RPI Win: 119		WON-LOST RECORD		WINNING PCT. RANK		LAST 15 GAMES		STRENGTH OF SCHEDULE		OPP. STRENGTH OF SCHEDULE		TEAM RPI		ADJ RPI		CONF. RPI		ADJ CONF. RPI					
DIV. I ONLY		26-17-0		.60465 80		9-6-0		26		18		31		.5714 31		2		2					
DIV. I NON-CONF.		16-6-0		.72727 36		3-1-0		172		157		47		.55869 47		1		1					
TOTALS		RPI 1-25		RPI 26-50		W-L RECORDS		RPI 51-100		RPI 101-150		RPI 150+											
26-17-0		7-7-0		3-5-0		OVERALL		3-1-0		1-2-0		12-2-0											
19-5-0		6-3-0		1-0-0		HOME		3-1-0		0-0-0		9-1-0											
7-12-0		1-4-0		2-5-0		AWAY		0-0-0		1-2-0		3-1-0											
0-0-0		0-0-0		0-0-0		NEUTRAL		0-0-0		0-0-0		0-0-0											
16-6-0		1-1-0		1-1-0		NON-CONFERENCE		1-0-0		1-2-0		12-2-0											
11-1-0		0-0-0		1-0-0		HOME		1-0-0		0-0-0		9-1-0											
5-5-0		1-1-0		0-0-		AWAY		0-0-0		1-2-0		3-1-0											
0-0-0		0-0-0		0-0-0		NEUTRAL		0-0-0		0-0-0		0-0-0											
10-11-0		6-6-0		2-4-0		CONFERENCE		2-1-0		0-0-0		0-0-0											
8-4-0		6-3-0		0-0-0		HOME		2-1-0		0-0-0		0-0-0											
2-7-0		0-3-0		2-4-0		AWAY		0-0-0		0-0-0		0-0-0											
0-0-0		0-0-0		0-0-0		NEUTRAL		0-0-0		0-0-0		0-0-0											
RPI	S	Opponent		Score		RPI	S	Opponent		Score		RPI	S	Opponent		Score							
6	H	Florida St.		4	2	29	A	Virginia		4	6	57	H	High Point		8	3	120	A	Southern California		4	9
6	H	Florida St.		8	13	29	A	Virginia		0	4	63	H	Duke		3	2	120	A	Southern California		1	2
6	H	Florida St.		9	0	29	A	Virginia		9	8	63	H	Duke		2	3	120	A	Southern California		5	4
8	A	North Carolina St.		2	3	44	A	Notre Dame		5	6	63	H	Duke		12	0	158	H	Richmond		17	4
8	A	North Carolina St.		1	6	44	A	Notre Dame		15	13							165	A	Charlotte		6	7
8	A	North Carolina St.		7	11	44	A	Notre Dame		2	10							165	H	Charlotte		6	5
9	A	Coastal Caro.		6	7	46	A	UNCG		3	18							174	H	Georgetown		3	1
9	A	Coastal Caro.		11	0	46	H	UNCG		6	4							187	A	Davidson		7	6
11	H	Clemson		6	4													187	H	Davidson		7	4
11	H	Clemson		8	13													198	A	Elon		4	3
11	H	Clemson		5	6													204	H	UMBC		10	8
16	H	North Carolina		3	2													227	H	Harvard		3	6
16	H	North Carolina		5	4													233	H	VMI		8	4
16	H	North Carolina		6	1													237	H	Towson		8	4
																		250	A	Appalachian St.		15	9
																		295	H	Saint Peter's		8	2
																		297	H	Mt. St. Mary's		8	2
						LAST 15 GAMES																	
						16	H	North Carolina		3	2	46	A	UNCG		3	18						
						16	H	North Carolina		5	4	46	H	UNCG		6	4						
						16	H	North Carolina		6	1	8	A	North Carolina St.		1	6						
						250	A	Appalachian St.		15	9												
						6	H	Florida St.		4	2												

Non-Div. I Games:

Wake Forest

6 H Florida St.	8	13
6 H Florida St.	9	0

W
a
k
e
F
o
r
e
s
t

W
a
k
e
F
o
r
e
s
t

Average RPI Win:		115	WON-LOST RECORD		WINNING PCT. RANK	LAST 15 GAMES	STRENGTH OF SCHEDULE		OPP. STRENGTH OF SCHEDULE	TEAM RPI	ADJ RPI	CONF. RPI	ADJ CONF. RPI				
Average RPI Loss:		70															
DIV. I ONLY			26-15-0		.63415	59	8-7-0		27	45	32	.57055	32	7	7		
DIV. I NON-CONF.			19-10-0		.65517	60	2-2-0		17	28	25	.57914	25	7	7		
TOTALS		RPI 1-25		RPI 26-50		W-L RECORDS		RPI 51-100		RPI 101-150		RPI 150+					
26-15-0		2-4-0		4-3-0		OVERALL		9-5-0		0-0-0		11-3-0					
18-7-0		1-1-0		1-0-0		HOME		8-4-0		0-0-0		8-2-0					
8-8-0		1-3-0		3-3-0		AWAY		1-1-0		0-0-0		3-1-0					
0-0-0		0-0-0		0-0-0		NEUTRAL		0-0-0		0-0-0		0-0-0					
19-10-0		2-4-0		3-1-0		NON-CONFERENCE		5-3-0		0-0-0		9-2-0					
14-5-0		1-1-0		1-0-0		HOME		4-2-0		0-0-0		8-2-0					
5-5-0		1-3-0		2-0-		AWAY		1-1-0		0-0-0		1-0-0					
0-0-0		0-0-0		0-0-0		NEUTRAL		0-0-0		0-0-0		0-0-0					
7-5-0		0-0-0		1-2-0		CONFERENCE		4-2-0		0-0-0		2-1-0					
4-2-0		0-0-0		0-0-0		HOME		4-2-0		0-0-0		0-0-0					
3-3-0		0-0-0		1-2-0		AWAY		0-0-0		0-0-0		2-1-0					
0-0-0		0-0-0		0-0-0		NEUTRAL		0-0-0		0-0-0		0-0-0					
RPI	S	Opponent		Score		RPI	S	Opponent		Score		RPI	S	Opponent		Score	
8	A	North Carolina St.		1	6	26	H	UNCW		9	6	54	H	Tennessee		2	5
8	H	North Carolina St.		15	3	29	A	Virginia		6	1	56	H	Southeastern La.		2	1
16	H	North Carolina		4	17	29	A	Virginia		2	4	57	A	High Point		1	5
18	A	Rice		2	7	29	A	Virginia		8	5	59	H	Maryland		4	3
18	A	Rice		10	1	39	A	Tulane		7	3	61	H	Jacksonville		6	8
18	A	Rice		1	4	39	A	Tulane		2	5	61	H	Jacksonville		6	3
						39	A	Tulane		0	3	61	H	Jacksonville		13	0
												63	A	Duke		8	6
												66	H	UConn		2	1
												66	H	UConn		1	5
												66	H	UConn		3	2
												79	H	Houston		3	1
												79	H	Houston		5	1
												79	H	Houston		1	6

Non-Div. I Games:

East Carolina

8 H North Carolina St.	15	3
216 A Memphis	5	6

Average RPI Win: 137		WON-LOST RECORD		WINNING PCT. RANK		LAST 15 GAMES		STRENGTH OF SCHEDULE		OPP. STRENGTH OF SCHEDULE		TEAM RPI		ADJ RPI		CONF. RPI		ADJ CONF. RPI					
DIV. I ONLY		21-14-0		.6 82		10-5-0		51		42		33		.56861 33		2		2					
DIV. I NON-CONF.		13-5-0		.72222 37		6-1-0		127		209		31		.5752 31		1		1					
TOTALS		RPI 1-25		RPI 26-50		W-L RECORDS		RPI 51-100		RPI 101-150		RPI 150+											
21-14-0		4-7-0		0-3-0		OVERALL		4-3-0		4-0-0		9-1-0											
8-4-0		2-3-0		0-0-0		HOME		3-1-0		3-0-0		0-0-0											
10-9-0		2-4-0		0-3-0		AWAY		1-1-0		1-0-0		6-1-0											
3-1-0		0-0-0		0-0-0		NEUTRAL		0-1-0		0-0-0		3-0-0											
13-5-0		0-0-0		0-3-0		NON-CONFERENCE		2-2-0		4-0-0		7-0-0											
4-0-0		0-0-0		0-0-0		HOME		1-0-0		3-0-0		0-0-0											
6-4-0		0-0-0		0-0-		AWAY		1-1-0		1-0-0		4-0-0											
3-1-0		0-0-0		0-0-0		NEUTRAL		0-1-0		0-0-0		3-0-0											
8-9-0		4-7-0		0-0-0		CONFERENCE		2-1-0		0-0-0		2-1-0											
4-4-0		2-3-0		0-0-0		HOME		2-1-0		0-0-0		0-0-0											
4-5-0		2-4-0		0-0-0		AWAY		0-0-0		0-0-0		2-1-0											
0-0-0		0-0-0		0-0-0		NEUTRAL		0-0-0		0-0-0		0-0-0											
RPI	S	Opponent		Score		RPI	S	Opponent		Score		RPI	S	Opponent		Score		RPI	S	Opponent		Score	
6	H	Florida St.		5	2	42	A	New Orleans		5	12	52	H	Boston College		5	0	122	A	West Virginia		4	1
6	H	Florida St.		2	10	42	A	New Orleans		5	8	52	H	Boston College		5	4	147	H	Miami (OH)		4	3
6	H	Florida St.		4	17	42	A	New Orleans		6	13	52	H	Boston College		4	6	147	H	Miami (OH)		5	0
11	A	Clemson		3	4							84	A	Kent St.		9	4	147	H	Miami (OH)		8	7
11	A	Clemson		6	14							84	H	Kent St.		13	5	200	A	Virginia Tech		4	5
11	A	Clemson		15	5							93	A	Penn St.		0	7	200	A	Virginia Tech		8	3
16	A	North Carolina		5	0							100	N	Ohio St.		8	11	200	A	Virginia Tech		6	5
16	A	North Carolina		0	4													221	A	Grambling		16	6
16	A	North Carolina		2	14													221	A	Grambling		18	5
22	H	Georgia Tech		3	6													221	A	Grambling		14	6
22	H	Georgia Tech		13	6													222	N	Niagara		19	10
																		222	N	Niagara		5	4
																		234	N	Toledo		7	2
																		244	A	Youngstown St.		17	5
LAST 15 GAMES																							
						147	H	Miami (OH)		8	7	122	A	West Virginia		4	1	22	H	Georgia Tech		13	6
						147	H	Miami (OH)		4	3	22	H	Georgia Tech		3	6						
						147	H	Miami (OH)		5	0	22	H	Georgia Tech									
						244	A	Youngstown St.		17	5												
						200	A	Virginia Tech		8	3												

Non-Div. I Games:

Pittsburgh

200 A Virginia Tech	6	5
200 A Virginia Tech	4	5

P
i
t
t
s
b
u
r
g
h

P
i
t
t
s
b
u
r
g
h

Average RPI Win:		120	WON-LOST RECORD		WINNING PCT. RANK		LAST 15 GAMES		STRENGTH OF SCHEDULE		OPP. STRENGTH OF SCHEDULE		TEAM RPI		ADJ RPI		CONF. RPI		ADJ CONF. RPI	
DIV. I ONLY			20-18-0		.52632 128		8-7-0		5		78		34		.56846 34		12		12	
DIV. I NON-CONF.			9-8-0		.52941 133		2-1-0		8		63		39		.56746 39		9		9	
TOTALS		RPI 1-25		RPI 26-50		W-L RECORDS		RPI 51-100		RPI 101-150		RPI 150+								
20-18-0		0-6-0		5-4-0		OVERALL		4-5-0		4-2-0		7-1-0								
10-6-0		0-1-0		2-1-0		HOME		1-2-0		3-2-0		4-0-0								
8-12-0		0-5-0		2-3-0		AWAY		3-3-0		1-0-0		2-1-0								
2-0-0		0-0-0		1-0-0		NEUTRAL		0-0-0		0-0-0		1-0-0								
9-8-0		0-6-0		2-1-0		NON-CONFERENCE		0-0-0		2-1-0		5-0-0								
5-2-0		0-1-0		0-0-0		HOME		0-0-0		1-1-0		4-0-0								
2-6-0		0-5-0		1-0-		AWAY		0-0-0		1-0-0		0-0-0								
2-0-0		0-0-0		1-0-0		NEUTRAL		0-0-0		0-0-0		1-0-0								
11-10-0		0-0-0		3-3-0		CONFERENCE		4-5-0		2-1-0		2-1-0								
5-4-0		0-0-0		2-1-0		HOME		1-2-0		2-1-0		0-0-0								
6-6-0		0-0-0		1-2-0		AWAY		3-3-0		0-0-0		2-1-0								
0-0-0		0-0-0		0-0-0		NEUTRAL		0-0-0		0-0-0		0-0-0								
RPI	S	Opponent		Score		RPI	S	Opponent		Score		RPI	S	Opponent		Score				
4	A	Texas A&M		6	7	30	A	Arizona		1	4	56	H	Southeastern La.		5	8			
12	A	La.-Lafayette		0	4	30	A	Arizona		6	4	56	H	Southeastern La.		1	2			
12	H	La.-Lafayette		1	10	42	A	New Orleans		6	1	56	H	Southeastern La.		3	2			
19	A	Southern Miss.		5	15	42	A	New Orleans		5	6	75	A	McNeese St.		1	2			
19	A	Southern Miss.		6	8	42	A	New Orleans		4	5	75	A	McNeese St.		7	1			
19	A	Southern Miss.		5	8	47	H	Lamar		5	1	75	A	McNeese St.		8	7			
						47	H	Lamar		2	0	81	A	Sam Houston St.		1	2			
						47	H	Lamar		5	6	81	A	Sam Houston St.		7	5			
						50	N	St. Mary's (CA)		9	3	81	A	Sam Houston St.		1	2			
														167 A Central Ark.		7	5			
														167 A Central Ark.		3	6			
														167 A Central Ark.		3	2			
														42 A New Orleans		4	5			
														42 A New Orleans		5	6			
														56 H Southeastern La.		5	8			
														56 H Southeastern La.		1	2			
														12 A La.-Lafayette		0	4			

Non-Div. I Games:

Northwestern St.

42 A New Orleans	6	1
56 H Southeastern La.	3	2

N
o
r
t
h
w
e
s
t
e
r
n
S
t
.

N
o
r
t
h
w
e
s
t
e
r
n
S
t
.

B
r
y
a
n
t

Bryant

278 H Wagner	3	2
278 H Wagner	10	4

B
r
y
a
n
t

B
r
y
a
n
t

Average RPI Win: 135		WON-LOST RECORD	WINNING PCT. RANK	LAST 15 GAMES	STRENGTH OF SCHEDULE	OPP. STRENGTH OF SCHEDULE	TEAM RPI	ADJ RPI		CONF. RPI	ADJ CONF. RPI
Average RPI Loss: 57											
DIV. I ONLY		24-15-0	.61538 71	7-8-0	20	50	36	.56638	36	1	1
DIV. I NON-CONF.		14-7-0	.66667 56	1-2-0	148	190	103	.52714	103	2	2
TOTALS		RPI 1-25	RPI 26-50		W-L RECORDS		RPI 51-100		RPI 101-150		RPI 150+
24-15-0	3-6-0	4-3-0		OVERALL		4-4-0		2-1-0		11-1-0	
16-7-0	2-2-0	2-1-0		HOME		2-3-0		2-0-0		8-1-0	
6-6-0	1-3-0	2-1-0		AWAY		2-1-0		0-1-0		1-0-0	
2-2-0	0-1-0	0-1-0		NEUTRAL		0-0-0		0-0-0		2-0-0	
14-7-0	0-3-0	0-1-0		NON-CONFERENCE		1-1-0		2-1-0		11-1-0	
11-3-0	0-1-0	0-0-0		HOME		1-1-0		2-0-0		8-1-0	
1-2-0	0-1-0	0-0-		AWAY		0-0-0		0-1-0		1-0-0	
2-2-0	0-1-0	0-1-0		NEUTRAL		0-0-0		0-0-0		2-0-0	
10-8-0	3-3-0	4-2-0		CONFERENCE		3-3-0		0-0-0		0-0-0	
5-4-0	2-1-0	2-1-0		HOME		1-2-0		0-0-0		0-0-0	
5-4-0	1-2-0	2-1-0		AWAY		2-1-0		0-0-0		0-0-0	
0-0-0	0-0-0	0-0-0		NEUTRAL		0-0-0		0-0-0		0-0-0	
RPI S	Opponent	Score	RPI S	Opponent	Score	RPI S	Opponent	Score	RPI S	Opponent	Score
1 H	Florida	5 12	28 A	Georgia	14 6	54 A	Tennessee	5 4	113 H	Morehead St.	10 5
1 H	Florida	7 4	28 A	Georgia	11 4	54 A	Tennessee	10 2	124 H	Cincinnati	8 4
1 H	Florida	5 4	28 A	Georgia	2 5	54 A	Tennessee	5 14	131 A	Wofford	4 5
2 A	Louisville	6 7	35 N	Bryant	4 7	67 H	Austin Peay	3 2	171 H	Xavier	6 2
2 H	Louisville	6 9	41 H	Alabama	1 2	78 H	Western Ky.	6 14	185 A	San Diego St.	6 0
10 N	UC Santa Barbara	4 11	41 H	Alabama	6 2	92 H	Arkansas	0 2	205 H	Murray St.	11 1
17 A	Vanderbilt	0 3	41 H	Alabama	3 2	92 H	Arkansas	5 4	236 H	USC Upstate	5 3
17 A	Vanderbilt	2 3				92 H	Arkansas	0 1	236 H	USC Upstate	3 0
17 A	Vanderbilt	3 0							236 H	USC Upstate	3 1
									248 H	Northern Ky.	4 5
									257 H	Buffalo	14 3
									257 H	Buffalo	5 1
									257 H	Buffalo	9 8
									258 N	Dayton	15 2
									283 N	George Mason	8 6
LAST 15 GAMES											
92 H	Arkansas	0 2	2 H	Louisville	6 9						
92 H	Arkansas	5 4	41 H	Alabama	1 2						
92 H	Arkansas	0 1	41 H	Alabama	6 2						
2 A	Louisville	6 7									
17 A	Vanderbilt	3 0									

Non-Div. I Games:

Kentucky

17 A Vanderbilt	2	3
17 A Vanderbilt	0	3

K
e
n
t
u
c
k
y

K
e
n
t
u
c
k
y

Average RPI Win:		199	WON-LOST RECORD		WINNING PCT. RANK	LAST 15 GAMES	STRENGTH OF SCHEDULE		OPP. STRENGTH OF SCHEDULE	TEAM RPI	ADJ RPI	CONF. RPI	ADJ CONF. RPI
Average RPI Loss:		68											
DIV. I ONLY		28-11-0			.71795 26	12-3-0	177		116	37	.56615 37	21	21
DIV. I NON-CONF.		10-8-0			.55556 117	3-0-0	82		120	50	.55542 50	21	21
TOTALS		RPI 1-25	RPI 26-50		W-L RECORDS		RPI 51-100		RPI 101-150		RPI 150+		
28-11-0		0-2-0	0-3-0		OVERALL		3-3-0		6-2-0		19-1-0		
12-1-0		0-0-0	0-0-0		HOME		0-0-0		4-0-0		8-1-0		
16-10-0		0-2-0	0-3-0		AWAY		3-3-0		2-2-0		11-0-0		
0-0-0		0-0-0	0-0-0		NEUTRAL		0-0-0		0-0-0		0-0-0		
10-8-0		0-2-0	0-3-0		NON-CONFERENCE		0-0-0		3-2-0		7-1-0		
3-1-0		0-0-0	0-0-0		HOME		0-0-0		1-0-0		2-1-0		
7-7-0		0-2-0	0-0-		AWAY		0-0-0		2-2-0		5-0-0		
0-0-0		0-0-0	0-0-0		NEUTRAL		0-0-0		0-0-0		0-0-0		
18-3-0		0-0-0	0-0-0		CONFERENCE		3-3-0		3-0-0		12-0-0		
9-0-0		0-0-0	0-0-0		HOME		0-0-0		3-0-0		6-0-0		
9-3-0		0-0-0	0-0-0		AWAY		3-3-0		0-0-0		6-0-0		
0-0-0		0-0-0	0-0-0		NEUTRAL		0-0-0		0-0-0		0-0-0		
RPI S	Opponent	Score	RPI S	Opponent	Score	RPI S	Opponent	Score	RPI S	Opponent	Score		
5 A	Ole Miss	4 6	47 A	Lamar	1 2	65 A	Jacksonville St.	13 6	102 A	Missouri	6 13		
5 A	Ole Miss	2 10	47 A	Lamar	2 5	65 A	Jacksonville St.	2 6	102 A	Missouri	7 2		
			47 A	Lamar	1 2	65 A	Jacksonville St.	11 2	113 H	Morehead St.	6 5		
						67 A	Austin Peay	6 8	113 H	Morehead St.	5 4		
						67 A	Austin Peay	1 6	113 H	Morehead St.	5 1		
						67 A	Austin Peay	7 3	121 A	Arkansas St.	13 8		
									121 H	Arkansas St.	4 2		
									128 A	Southern Ill.	5 6		
									167 H	Central Ark.	6 2		
									167 H	Central Ark.	6 0		
									167 H	Central Ark.	0 1		
									215 A	Eastern Ky.	2 1		
									215 A	Eastern Ky.	4 1		
									215 A	Eastern Ky.	7 3		
									238 H	SIUE	9 5		
									238 H	SIUE	4 0		
									238 H	SIUE	20 11		
									267 H	Eastern Ill.	20 7		
									267 H	Eastern Ill.	12 11		
									267 H	Eastern Ill.	15 1		
									269 A	Saint Louis	10 3		
									271 A	UT Martin	19 6		
									271 A	UT Martin	26 2		
									271 A	UT Martin	15 6		
									276 A	Ark.-Pine Bluff	8 2		
									276 A	Ark.-Pine Bluff	9 2		
									276 A	Ark.-Pine Bluff	10 0		
			LAST 15 GAMES										
			65 A	Jacksonville St.	11 2	121 A	Arkansas St.	13 8					
			65 A	Jacksonville St.	13 6	67 A	Austin Peay	7 3					
			65 A	Jacksonville St.	2 6	67 A	Austin Peay	6 8					
			269 A	Saint Louis	10 3								
			267 H	Eastern Ill.	20 7								

Non-Div. I Games: Harris-Stowe 18 10

Southeast Mo. St.

267	H	Eastern Ill.	12	11
267	H	Eastern Ill.	15	1

RPI	S	Opponent	Score	
292	A	Alcorn	17	4

Southeast Mo. St.

S
o
u
t
h
e
a
s
t
M
o
.
S
t
.

S
o
u
t
h
e
a
s
t
M
o
.
S
t
.

S
o
u
t
h
A
l
a

Page 75

South Ala.

250	A	Appalachian St.	8	1
250	A	Appalachian St.	3	4

Through Games Of April 25, 2016

RPI	S	Opponent	Score	
293	H	Southern U.	7	1

South Ala.

S
o
u
t
h
A
l
a
.

S
o
u
t
h
A
l
a
.

T
u
l
a
n
e

Tulane

124 H Cincinnati	1	0
124 H Cincinnati	1	2

T
u
l
a
n
e

T
u
l
a
n
e

Average RPI Win:		132	WON-LOST		WINNING		LAST 15		STRENGTH OF		OPP. STRENGTH		TEAM	ADJ		CONF.	ADJ CONF.			
Average RPI Loss:		99	RECORD		PCT. RANK		GAMES		SCHEDULE		OF SCHEDULE		RPI	RPI		RPI	RPI			
DIV. I ONLY			27-11-0		.71053		28		12-3-0		90		79		40		.5641 40		11 11	
DIV. I NON-CONF.			20-10-0		.66667		56		5-2-0		92		51		61		.54833 61		13 13	
TOTALS		RPI 1-25		RPI 26-50		W-L RECORDS		RPI 51-100		RPI 101-150		RPI 150+								
27-11-0		1-2-0		0-0-0		OVERALL		13-3-0		6-5-0		7-1-0								
18-7-0		0-1-0		0-0-0		HOME		7-3-0		6-3-0		5-0-0								
9-4-0		1-1-0		0-0-0		AWAY		6-0-0		0-2-0		2-1-0								
0-0-0		0-0-0		0-0-0		NEUTRAL		0-0-0		0-0-0		0-0-0								
20-10-0		1-2-0		0-0-0		NON-CONFERENCE		10-3-0		4-4-0		5-1-0								
16-6-0		0-1-0		0-0-0		HOME		7-3-0		4-2-0		5-0-0								
4-4-0		1-1-0		0-0-		AWAY		3-0-0		0-2-0		0-1-0								
0-0-0		0-0-0		0-0-0		NEUTRAL		0-0-0		0-0-0		0-0-0								
7-1-0		0-0-0		0-0-0		CONFERENCE		3-0-0		2-1-0		2-0-0								
2-1-0		0-0-0		0-0-0		HOME		0-0-0		2-1-0		0-0-0								
5-0-0		0-0-0		0-0-0		AWAY		3-0-0		0-0-0		2-0-0								
0-0-0		0-0-0		0-0-0		NEUTRAL		0-0-0		0-0-0		0-0-0								
RPI	S	Opponent		Score		RPI	S	Opponent		Score		RPI	S	Opponent		Score				
18	A	Rice		2	6			60	A	New Mexico		12	11	107	A	Oklahoma		2	12	
21	A	TCU		9	1			60	A	New Mexico		33	8	114	H	UT Arlington		13	2	
24	H	Oklahoma St.		6	7			60	A	New Mexico		5	2	127	A	Baylor		3	8	
								70	H	Oral Roberts		4	7	127	H	Baylor		5	3	
								70	H	Oral Roberts		6	1	127	H	Baylor		6	19	
								70	H	Oral Roberts		7	12	128	H	Southern Ill.		5	2	
								77	H	Valparaiso		9	2	128	H	Southern Ill.		0	7	
								77	H	Valparaiso		2	1	128	H	Southern Ill.		7	4	
								77	H	Valparaiso		1	6	142	H	La.-Monroe		3	6	
								77	H	Valparaiso		10	4	142	H	La.-Monroe		7	3	
								91	H	Iowa		4	1	142	H	La.-Monroe		6	1	
								91	H	Iowa		5	1	203	A	Abilene Christian		2	3	
								91	H	Iowa		7	3	224	H	Lipscomb		9	1	
								98	A	Indiana St.		3	2	224	H	Lipscomb		10	3	
								98	A	Indiana St.		7	6	224	H	Lipscomb		6	5	
								98	A	Indiana St.		10	5	246	A	Illinois St.		7	2	
														246	A	Illinois St.		7	1	
														264	H	Incarnate Word		17	1	
														286	H	Texas Southern		15	9	
LAST 15 GAMES																				
				98	A	Indiana St.		10	5	21	A	TCU		9	1					
				98	A	Indiana St.		7	6	246	A	Illinois St.		7	1					
				98	A	Indiana St.		3	2	246	A	Illinois St.		7	2					
				114	H	UT Arlington		13	2											
				128	H	Southern Ill.		0	7											

Non-Div. I Games:

Dallas Baptist

128 H Southern Ill.	7	4
128 H Southern Ill.	5	2

D
a
l
l
a
s
B
a
p
t
i
s
t

D
a
l
l
a
s
B
a
p
t
i
s
t

Average RPI Win:	115	WON-LOST	WINNING	LAST 15	STRENGTH OF	OPP. STRENGTH	TEAM	ADJ	CONF.	ADJ CONF.		
Average RPI Loss:	42	RECORD	PCT. RANK	GAMES	SCHEDULE	OF SCHEDULE	RPI	RPI	RPI	RPI		
DIV. I ONLY		24-17-0	.58537	88	8-7-0	40	2	41	.56227	41	1	1
DIV. I NON-CONF.		15-7-0	.68182	49	4-1-0	201	46	110	.52481	110	2	2
<hr/>												
TOTALS	RPI 1-25	RPI 26-50		W-L RECORDS		RPI 51-100		RPI 101-150		RPI 150+		
24-17-0	5-6-0	3-5-0		OVERALL		7-4-0		1-2-0		8-0-0		
15-6-0	2-1-0	0-1-0		HOME		6-4-0		1-0-0		6-0-0		
6-9-0	3-4-0	2-4-0		AWAY		1-0-0		0-1-0		0-0-0		
3-2-0	0-1-0	1-0-0		NEUTRAL		0-0-0		0-1-0		2-0-0		
15-7-0	0-2-0	1-1-0		NON-CONFERENCE		5-3-0		1-1-0		8-0-0		
11-4-0	0-0-0	0-1-0		HOME		4-3-0		1-0-0		6-0-0		
1-2-0	0-1-0	0-0-		AWAY		1-0-0		0-1-0		0-0-0		
3-1-0	0-1-0	1-0-0		NEUTRAL		0-0-0		0-0-0		2-0-0		
9-10-0	5-4-0	2-4-0		CONFERENCE		2-1-0		0-1-0		0-0-0		
4-2-0	2-1-0	0-0-0		HOME		2-1-0		0-0-0		0-0-0		
5-7-0	3-3-0	2-4-0		AWAY		0-0-0		0-0-0		0-0-0		
0-1-0	0-0-0	0-0-0		NEUTRAL		0-0-0		0-1-0		0-0-0		
RPI S	Opponent	Score	RPI S	Opponent	Score	RPI S	Opponent	Score	RPI S	Opponent	Score	
4 A	Texas A&M	7 4	28 A	Georgia	4 12	54 H	Tennessee	7 3	107 N	Auburn	1 10	
4 A	Texas A&M	3 4	28 A	Georgia	1 7	54 H	Tennessee	11 3	116 A	UAB	0 8	
4 A	Texas A&M	1 2	28 A	Georgia	10 7	54 H	Tennessee	3 6	116 H	UAB	7 6	
5 H	Ole Miss	0 4	36 A	Kentucky	2 3	59 H	Maryland	5 9	212 H	Nicholls St.	13 1	
5 H	Ole Miss	7 2	36 A	Kentucky	2 1	59 H	Maryland	5 1	222 N	Niagara	8 4	
5 H	Ole Miss	2 0	36 A	Kentucky	2 6	59 H	Maryland	3 1	249 H	North Dakota	2 1	
8 N	North Carolina St.	1 2	38 H	South Ala.	2 8	79 H	Houston	7 6	249 H	North Dakota	5 2	
14 A	LSU	4 3	44 N	Notre Dame	4 0	79 H	Houston	1 3	249 H	North Dakota	7 1	
14 A	LSU	5 7				79 H	Houston	2 3	260 N	Brown	2 0	
14 A	LSU	6 0				82 A	Troy	2 1	292 H	Alcorn	8 5	
19 A	Southern Miss.	2 9				82 H	Troy	5 3	292 H	Alcorn	8 0	
<hr/>												
LAST 15 GAMES												
4 A Texas A&M						1	2	5 H Ole Miss	0	4		
4 A Texas A&M						7	4	116 H UAB	7	6		
4 A Texas A&M						3	4	36 A Kentucky	2	1		
38 H South Ala.						2	8					
82 H Troy						5	3					

Non-Div. I Games:

Alabama

5 H Ole Miss	7	2
5 H Ole Miss	2	0

A
l
a
b
a
m
a

A
l
a
b
a
m
a

Average RPI Win:		132	WON-LOST RECORD		WINNING PCT. RANK		LAST 15 GAMES		STRENGTH OF SCHEDULE		OPP. STRENGTH OF SCHEDULE		TEAM RPI		ADJ RPI		CONF. RPI		ADJ CONF. RPI				
DIV. I ONLY			24-15-0		.61538 71		8-7-0		41		88		42		.56219 42		12		12				
DIV. I NON-CONF.			15-6-0		.71429 40		3-3-0		29		84		10		.59618 10		9		9				
TOTALS		RPI 1-25		RPI 26-50		W-L RECORDS		RPI 51-100		RPI 101-150		RPI 150+											
24-15-0		0-3-0		7-5-0		OVERALL		7-6-0		2-1-0		8-0-0											
17-5-0		0-0-0		7-1-0		HOME		6-4-0		0-0-0		4-0-0											
7-10-0		0-3-0		0-4-0		AWAY		1-2-0		2-1-0		4-0-0											
0-0-0		0-0-0		0-0-0		NEUTRAL		0-0-0		0-0-0		0-0-0											
15-6-0		0-3-0		5-1-0		NON-CONFERENCE		5-2-0		0-0-0		5-0-0											
13-0-0		0-0-0		5-0-0		HOME		4-0-0		0-0-0		4-0-0											
2-6-0		0-3-0		0-0-		AWAY		1-2-0		0-0-0		1-0-0											
0-0-0		0-0-0		0-0-0		NEUTRAL		0-0-0		0-0-0		0-0-0											
9-9-0		0-0-0		2-4-0		CONFERENCE		2-4-0		2-1-0		3-0-0											
4-5-0		0-0-0		2-1-0		HOME		2-4-0		0-0-0		0-0-0											
5-4-0		0-0-0		0-3-0		AWAY		0-0-0		2-1-0		3-0-0											
0-0-0		0-0-0		0-0-0		NEUTRAL		0-0-0		0-0-0		0-0-0											
RPI	S	Opponent		Score		RPI	S	Opponent		Score		RPI	S	Opponent		Score		RPI	S	Opponent		Score	
12	A	La.-Lafayette		4	7	33	H	Pittsburgh		8	5	74	H	Louisiana Tech		9	6	143	A	SFA		6	16
14	A	LSU		4	9	33	H	Pittsburgh		13	6	75	H	McNeese St.		1	6	143	A	SFA		5	4
19	A	Southern Miss.		4	7	33	H	Pittsburgh		12	5	75	H	McNeese St.		3	7	143	A	SFA		19	11
						34	H	Northwestern St.		6	5	75	H	McNeese St.		3	13	221	H	Grambling		11	8
						34	H	Northwestern St.		1	6	77	H	Valparaiso		5	3	231	A	A&M-Corpus Christi		7	3
						34	H	Northwestern St.		5	4	77	H	Valparaiso		9	8	231	A	A&M-Corpus Christi		9	6
						38	A	South Ala.		3	12	77	H	Valparaiso		9	0	231	A	A&M-Corpus Christi		4	2
						38	H	South Ala.		8	2	81	H	Sam Houston St.		4	8	289	A	Jackson St.		11	9
						39	H	Tulane		10	9	81	H	Sam Houston St.		4	3	289	H	Jackson St.		13	4
						47	A	Lamar		5	7	81	H	Sam Houston St.		7	6	292	H	Alcorn		12	3
						47	A	Lamar		1	5	82	A	Troy		6	9	293	H	Southern U.		14	4
						47	A	Lamar		7	10	82	A	Troy		10	6						
												82	A	Troy		4	9						
LAST 15 GAMES																							
						231	A	A&M-Corpus Christi		9	6	75	H	McNeese St.		3	13						
						231	A	A&M-Corpus Christi		4	2	75	H	McNeese St.		3	7						
						231	A	A&M-Corpus Christi		7	3	75	H	McNeese St.		1	6						
						289	A	Jackson St.		11	9												
						34	H	Northwestern St.		5	4												

Non-Div. I Games:

New Orleans

34 H Northwestern St.	6	5
34 H Northwestern St.	1	6

N
e
w
O
r
l
e
a
n
s

N
e
w
O
r
l
e
a
n
s

Average RPI Win: 167		WON-LOST RECORD		WINNING PCT. RANK		LAST 15 GAMES		STRENGTH OF SCHEDULE		OPP. STRENGTH OF SCHEDULE		TEAM RPI		ADJ RPI		CONF. RPI		ADJ CONF. RPI	
Average RPI Loss: 75																			
DIV. I ONLY		28-9-0		.75676 7		9-6-0		141		101		43		.56205 43		8		8	
DIV. I NON-CONF.		18-4-0		.81818 14		2-3-0		149		126		27		.57738 27		8		8	
TOTALS		RPI 1-25		RPI 26-50		W-L RECORDS		RPI 51-100		RPI 101-150		RPI 150+							
28-9-0		1-2-0		1-3-0		OVERALL		2-1-0		7-2-0		17-1-0							
14-6-0		1-2-0		0-1-0		HOME		2-1-0		4-1-0		7-1-0							
10-3-0		0-0-0		1-2-0		AWAY		0-0-0		3-1-0		6-0-0							
4-0-0		0-0-0		0-0-0		NEUTRAL		0-0-0		0-0-0		4-0-0							
18-4-0		1-2-0		0-1-0		NON-CONFERENCE		0-0-0		5-1-0		12-0-0							
8-3-0		1-2-0		0-1-0		HOME		0-0-0		2-0-0		5-0-0							
6-1-0		0-0-0		0-0-		AWAY		0-0-0		3-1-0		3-0-0							
4-0-0		0-0-0		0-0-0		NEUTRAL		0-0-0		0-0-0		4-0-0							
10-5-0		0-0-0		1-2-0		CONFERENCE		2-1-0		2-1-0		5-1-0							
6-3-0		0-0-0		0-0-0		HOME		2-1-0		2-1-0		2-1-0							
4-2-0		0-0-0		1-2-0		AWAY		0-0-0		0-0-0		3-0-0							
0-0-0		0-0-0		0-0-0		NEUTRAL		0-0-0		0-0-0		0-0-0							
RPI S	Opponent	Score		RPI S	Opponent	Score		RPI S	Opponent	Score		RPI S	Opponent	Score					
20 H	Creighton	13	4	30 H	Arizona	5	11	95 H	Loyola Marymount	4	1	105 A	Samford	4	3				
20 H	Creighton	2	10	50 A	St. Mary's (CA)	4	7	95 H	Loyola Marymount	7	4	105 A	Samford	6	4				
20 H	Creighton	5	8	50 A	St. Mary's (CA)	5	4	95 H	Loyola Marymount	5	10	105 A	Samford	5	10				
				50 A	St. Mary's (CA)	4	5					105 A	Samford	7	1				
												123 H	San Diego	12	2				
												123 H	San Diego	7	13				
												123 H	San Diego	13	1				
												132 H	Utah	14	3				
												132 H	Utah	6	0				
												154 H	Utah Valley	6	1				
												179 H	Pacific	8	10				
												179 H	Pacific	11	4				
												179 H	Pacific	19	3				
												180 A	Portland	5	3				
												180 A	Portland	4	1				
												180 A	Portland	8	2				
												194 A	Kansas	8	2				
												194 A	Kansas	11	10				
												194 A	Kansas	7	6				
												222 H	Niagara	15	3				
												222 H	Niagara	14	10				
												222 H	Niagara	14	1				
												222 H	Niagara	14	2				
												269 N	Saint Louis	5	0				
												269 N	Saint Louis	11	3				
												269 N	Saint Louis	21	7				
												269 N	Saint Louis	11	7				
LAST 15 GAMES																			
20 H	Creighton	2	10	123 H	San Diego	7	13	222 H	Niagara	14	1								
20 H	Creighton	5	8	123 H	San Diego	13	1	269 N	Saint Louis	5	0								
20 H	Creighton	13	4	123 H	San Diego	12	2	269 N	Saint Louis	11	3								
50 A	St. Mary's (CA)	5	4					269 N	Saint Louis	21	7								
50 A	St. Mary's (CA)	4	7					269 N	Saint Louis	11	7								

Non-Div. I Games:

BYU

50	A	St. Mary's (CA)	4	5
132	H	Utah	14	3

B
Y
U

B
Y
U

Average RPI Win: 144		WON-LOST	WINNING	LAST 15	STRENGTH OF		OPP. STRENGTH	TEAM	ADJ		CONF.	ADJ CONF.			
Average RPI Loss: 56		RECORD	PCT. RANK	GAMES	SCHEDULE		OF SCHEDULE	RPI	RPI		RPI	RPI			
DIV. I ONLY		23-15-0	.60526	77	10-5-0		66	35	44		.56146	44	2	2	
DIV. I NON-CONF.		14-5-0	.73684	32	5-0-0		252	205	96		.53058	96	1	1	
TOTALS		RPI 1-25	RPI 26-50		W-L RECORDS		RPI 51-100		RPI 101-150		RPI 150+				
23-15-0		2-9-0	2-2-0		OVERALL		6-0-0		2-3-0		11-1-0				
12-2-0		1-1-0	2-1-0		HOME		4-0-0		1-0-0		4-0-0				
6-10-0		1-8-0	0-0-0		AWAY		1-0-0		1-2-0		3-0-0				
5-3-0		0-0-0	0-1-0		NEUTRAL		1-0-0		0-1-0		4-1-0				
14-5-0		1-0-0	0-1-0		NON-CONFERENCE		3-0-0		2-3-0		8-1-0				
7-0-0		1-0-0	0-0-0		HOME		1-0-0		1-0-0		4-0-0				
2-2-0		0-0-0	0-0-		AWAY		1-0-0		1-2-0		0-0-0				
5-3-0		0-0-0	0-1-0		NEUTRAL		1-0-0		0-1-0		4-1-0				
9-10-0		1-9-0	2-1-0		CONFERENCE		3-0-0		0-0-0		3-0-0				
5-2-0		0-1-0	2-1-0		HOME		3-0-0		0-0-0		0-0-0				
4-8-0		1-8-0	0-0-0		AWAY		0-0-0		0-0-0		3-0-0				
0-0-0		0-0-0	0-0-0		NEUTRAL		0-0-0		0-0-0		0-0-0				
RPI S	Opponent	Score		RPI S	Opponent	Score		RPI S	Opponent	Score		RPI S	Opponent	Score	
2 A	Louisville	0	1	31 H	Wake Forest	6	5	51 N	Gonzaga	7	6	101 H	Oregon	6	3
2 A	Louisville	2	8	31 H	Wake Forest	13	15	52 H	Boston College	4	1	145 N	Bradley	3	4
2 A	Louisville	3	4	31 H	Wake Forest	10	2	52 H	Boston College	11	9	149 A	Santa Clara	0	2
6 A	Florida St.	6	12	41 N	Alabama	0	4	52 H	Boston College	4	1	149 A	Santa Clara	2	4
6 A	Florida St.	6	11					72 A	Michigan St.	1	0	149 A	Santa Clara	5	0
6 A	Florida St.	6	7					77 H	Valparaiso	3	1	196 H	Ill.-Chicago	9	5
7 H	Miami (FL)	2	10									200 A	Virginia Tech	5	2
8 A	North Carolina St.	8	4									200 A	Virginia Tech	6	2
8 A	North Carolina St.	1	9									200 A	Virginia Tech	16	4
8 A	North Carolina St.	6	16									222 N	Niagara	5	4
25 H	Michigan	9	5									234 H	Toledo	10	3
												260 N	Brown	7	6
												263 H	Central Mich.	7	6
												264 N	Incarnate Word	13	2
												277 N	Bucknell	5	6
												286 N	Texas Southern	6	5
												291 H	Chicago St.	6	3
				LAST 15 GAMES											
				6 A	Florida St.	6	11	52 H	Boston College	4	1				
				6 A	Florida St.	6	7	291 H	Chicago St.	6	3				
				6 A	Florida St.	6	12	7 H	Miami (FL)	2	10				
				263 H	Central Mich.	7	6								
				72 A	Michigan St.	1	0								

Non-Div. I Games:

Notre Dame

52 H Boston College	11	9
52 H Boston College	4	1

N
o
t
r
e
D
a
m
e

N
o
t
r
e
D
a
m
e

Average RPI Win:		107	WON-LOST RECORD		WINNING PCT. RANK	LAST 15 GAMES	STRENGTH OF SCHEDULE		OPP. STRENGTH OF SCHEDULE	TEAM RPI	ADJ RPI	CONF. RPI	ADJ CONF. RPI				
Average RPI Loss:		68															
DIV. I ONLY			22-14-0		.61111	73	7-8-0		54	28	45	.56136	45	3	3		
DIV. I NON-CONF.			12-4-0		.75	28	1-0-0		155	4	29	.57585	29	3	3		
TOTALS		RPI 1-25		RPI 26-50		W-L RECORDS		RPI 51-100		RPI 101-150		RPI 150+					
22-14-0		1-2-0		3-3-0		OVERALL		7-5-0		8-4-0		3-0-0					
13-6-0		1-2-0		3-3-0		HOME		4-1-0		2-0-0		3-0-0					
9-8-0		0-0-0		0-0-0		AWAY		3-4-0		6-4-0		0-0-0					
0-0-0		0-0-0		0-0-0		NEUTRAL		0-0-0		0-0-0		0-0-0					
12-4-0		1-2-0		0-0-0		NON-CONFERENCE		2-2-0		6-0-0		3-0-0					
6-2-0		1-2-0		0-0-0		HOME		0-0-0		2-0-0		3-0-0					
6-2-0		0-0-0		0-0-		AWAY		2-2-0		4-0-0		0-0-0					
0-0-0		0-0-0		0-0-0		NEUTRAL		0-0-0		0-0-0		0-0-0					
10-10-0		0-0-0		3-3-0		CONFERENCE		5-3-0		2-4-0		0-0-0					
7-4-0		0-0-0		3-3-0		HOME		4-1-0		0-0-0		0-0-0					
3-6-0		0-0-0		0-0-0		AWAY		1-2-0		2-4-0		0-0-0					
0-0-0		0-0-0		0-0-0		NEUTRAL		0-0-0		0-0-0		0-0-0					
RPI	S	Opponent		Score		RPI	S	Opponent		Score		RPI	S	Opponent		Score	
15	H	Texas Tech		9	2	30	H	Arizona		5	8	63	A	Duke		5	6
15	H	Texas Tech		8	11	30	H	Arizona		0	3	63	A	Duke		4	5
25	H	Michigan		0	5	30	H	Arizona		6	7	63	A	Duke		5	2
						47	H	Oregon St.		5	0	64	A	Cal Poly		7	1
						47	H	Oregon St.		6	2	69	H	UCLA		8	2
						47	H	Oregon St.		5	3	69	H	UCLA		9	1
												69	H	UCLA		5	3
												85	A	Arizona St.		4	6
												85	A	Arizona St.		8	4
												85	A	Arizona St.		0	4
												86	H	Stanford		5	2
												86	H	Stanford		6	8

Non-Div. I Games:

California

85 A Arizona St.	8	4
85 A Arizona St.	4	6

C
a
l
i
f
o
r
n
i
a

C
a
l
i
f
o
r
n
i
a

Non-Div. I Games:

Tie, Loss, Non-Conf,S Site, H Home, A Away, N Neutral Page 91

155	A	Furman	18	11
155	A	Furman	7	9

RPI	S	Opponent	Score	
287	H	N.C. A&T	6	2
287	N	N.C. A&T	8	9
294	H	UMES	8	2

UNCG

U
N
C
G

U
N
C
G

Average RPI Win: 131		WON-LOST	WINNING	LAST 15	STRENGTH OF		OPP. STRENGTH	TEAM	ADJ	CONF.	ADJ CONF.
Average RPI Loss: 116		RECORD	PCT. RANK	GAMES	SCHEDULE		OF SCHEDULE	RPI	RPI	RPI	RPI
DIV. I ONLY		26-10-0	.72222	24	10-5-0		181	26	47	.56048	47
DIV. I NON-CONF.		16-3-0	.84211	9	4-1-0		238	29	44	.56259	44
TOTALS		RPI 1-25	RPI 26-50		W-L RECORDS		RPI 51-100		RPI 101-150		RPI 150+
26-10-0	1-0-0	2-4-0		OVERALL		3-0-0		9-2-0		11-4-0	
10-3-0	0-0-0	2-1-0		HOME		3-0-0		2-1-0		3-1-0	
7-6-0	0-0-0	0-3-0		AWAY		0-0-0		5-1-0		2-2-0	
9-1-0	1-0-0	0-0-0		NEUTRAL		0-0-0		2-0-0		6-1-0	
16-3-0	1-0-0	0-0-0		NON-CONFERENCE		0-0-0		5-1-0		10-2-0	
5-2-0	0-0-0	0-0-0		HOME		0-0-0		2-1-0		3-1-0	
3-0-0	0-0-0	0-0-		AWAY		0-0-0		2-0-0		1-0-0	
8-1-0	1-0-0	0-0-0		NEUTRAL		0-0-0		1-0-0		6-1-0	
10-7-0	0-0-0	2-4-0		CONFERENCE		3-0-0		4-1-0		1-2-0	
5-1-0	0-0-0	2-1-0		HOME		3-0-0		0-0-0		0-0-0	
4-6-0	0-0-0	0-3-0		AWAY		0-0-0		3-1-0		1-2-0	
1-0-0	0-0-0	0-0-0		NEUTRAL		0-0-0		1-0-0		0-0-0	
RPI S	Opponent	Score		RPI S	Opponent	Score		RPI S	Opponent	Score	
23 N	Minnesota	8	7	45 A	California	2	6	85 H	Arizona St.	3	2
				45 A	California	0	5	85 H	Arizona St.	7	3
				45 A	California	3	5	85 H	Arizona St.	12	2
				49 H	Washington	10	1				
				49 H	Washington	5	4				
				49 H	Washington	2	3				
				LAST 15 GAMES							
				132 A	Utah	6	7	167 H	Central Ark.	7	1
				132 A	Utah	7	2	167 N	Central Ark.	6	2
				132 A	Utah	10	4	167 H	Central Ark.	6	2
				101 A	Oregon	11	10				
				184 A	Washington St.	3	8				
								184 A	Washington St.	3	8
								185 H	San Diego St.	5	6
								185 H	San Diego St.	9	6
								194 N	Kansas	3	1
								194 N	Kansas	9	3

Non-Div. I Games:

Oregon St.

184 A Washington St.	5	7
184 A Washington St.	12	3

O
r
e
g
o
n
s
t
.

O
r
e
g
o
n
s
t
.

L
a
m
a
r

Tie, Loss, Non-Conf,S Site, H Home, A Away, N Neutral Page 95

75	H	McNeese St.	5	1
127	A	Baylor	3	6

L
a
m
a
r

L
a
m
a
r

Average RPI Win:	101	WON-LOST	WINNING	LAST 15	STRENGTH OF	OPP. STRENGTH	TEAM	ADJ	CONF.	ADJ CONF.			
Average RPI Loss:	102	RECORD	PCT. RANK	GAMES	SCHEDULE	OF SCHEDULE	RPI	RPI	RPI	RPI			
DIV. I ONLY		22-14-0	.61111	73	9-6-0	30	83	49	.56042	49	3	3	
DIV. I NON-CONF.		13-8-0	.61905	77	4-2-0	88	94	72	.54132	72	3	3	
<hr/>													
TOTALS	RPI 1-25	RPI 26-50		W-L RECORDS		RPI 51-100		RPI 101-150		RPI 150+			
22-14-0	0-0-0	6-4-0		OVERALL		6-4-0		6-3-0		4-3-0			
15-7-0	0-0-0	5-2-0		HOME		4-2-0		4-2-0		2-1-0			
7-7-0	0-0-0	1-2-0		AWAY		2-2-0		2-1-0		2-2-0			
0-0-0	0-0-0	0-0-0		NEUTRAL		0-0-0		0-0-0		0-0-0			
<hr/>													
13-8-0	0-0-0	3-1-0		NON-CONFERENCE		2-2-0		4-2-0		4-3-0			
9-4-0	0-0-0	3-1-0		HOME		2-1-0		2-1-0		2-1-0			
4-4-0	0-0-0	0-0-		AWAY		0-1-0		2-1-0		2-2-0			
0-0-0	0-0-0	0-0-0		NEUTRAL		0-0-0		0-0-0		0-0-0			
<hr/>													
9-6-0	0-0-0	3-3-0		CONFERENCE		4-2-0		2-1-0		0-0-0			
6-3-0	0-0-0	2-1-0		HOME		2-1-0		2-1-0		0-0-0			
3-3-0	0-0-0	1-2-0		AWAY		2-1-0		0-0-0		0-0-0			
0-0-0	0-0-0	0-0-0		NEUTRAL		0-0-0		0-0-0		0-0-0			
<hr/>													
RPI	S	Opponent	Score	RPI	S	Opponent	Score	RPI	S	Opponent	Score		
				30	H	Arizona	6 3	51	H	Gonzaga	6 8		
				30	H	Arizona	8 4	51	H	Gonzaga	2 0		
				30	H	Arizona	7 17	69	H	UCLA	0 1		
				47	A	Oregon St.	1 10	69	H	UCLA	8 7		
				47	A	Oregon St.	4 5	69	H	UCLA	7 4		
				47	A	Oregon St.	3 2	85	A	Arizona St.	3 6		
				50	H	St. Mary's (CA)	3 5	85	A	Arizona St.	4 2		
				50	H	St. Mary's (CA)	6 1	85	A	Arizona St.	6 1		
				50	H	St. Mary's (CA)	3 1	96	A	Seattle	2 3		
				50	H	St. Mary's (CA)	3 0	96	H	Seattle	12 4		
										101	H	Oregon	9 6
										101	H	Oregon	0 2
										101	H	Oregon	7 4
										127	A	Baylor	7 1
										127	A	Baylor	7 2
										127	A	Baylor	5 9
										149	H	Santa Clara	4 1
										149	H	Santa Clara	10 9
										149	H	Santa Clara	1 2
										179	H	Pacific	6 2
										179	H	Pacific	6 2
										179	H	Pacific	3 6
										197	A	UC Riverside	2 1
										197	A	UC Riverside	5 6
										197	A	UC Riverside	17 4
										197	A	UC Riverside	5 8
<hr/>													
LAST 15 GAMES													
				50	H	St. Mary's (CA)	3 0	69	H	UCLA	0 1		
				50	H	St. Mary's (CA)	3 1	96	H	Seattle	12 4		
				50	H	St. Mary's (CA)	6 1	85	A	Arizona St.	6 1		
				50	H	St. Mary's (CA)	3 5						
				96	A	Seattle	2 3						

69	H	UCLA	7	4
69	H	UCLA	8	7

W
a
s
h
i
n
g
t
o
n

W
a
s
h
i
n
g
t
o
n

Average RPI Win:		131	WON-LOST RECORD		WINNING PCT. RANK		LAST 15 GAMES		STRENGTH OF SCHEDULE		OPP. STRENGTH OF SCHEDULE		TEAM RPI		ADJ RPI		CONF. RPI		ADJ CONF. RPI	
DIV. I ONLY			22-15-0		.59459 85		9-6-0		55		65		50		.55986 50		8		8	
DIV. I NON-CONF.			12-10-0		.54545 123		3-3-0		94		23		82		.53763 82		8		8	
TOTALS		RPI 1-25		RPI 26-50		W-L RECORDS		RPI 51-100		RPI 101-150		RPI 150+								
22-15-0		1-0-0		3-6-0		OVERALL		5-5-0		7-2-0		6-2-0								
10-4-0		0-0-0		2-1-0		HOME		5-3-0		2-0-0		1-0-0								
9-9-0		1-0-0		1-4-0		AWAY		0-1-0		5-2-0		2-2-0								
3-2-0		0-0-0		0-1-0		NEUTRAL		0-1-0		0-0-0		3-0-0								
12-10-0		1-0-0		1-5-0		NON-CONFERENCE		3-4-0		3-0-0		4-1-0								
6-2-0		0-0-0		0-0-0		HOME		3-2-0		2-0-0		1-0-0								
3-6-0		1-0-0		1-0-		AWAY		0-1-0		1-0-0		0-1-0								
3-2-0		0-0-0		0-1-0		NEUTRAL		0-1-0		0-0-0		3-0-0								
10-5-0		0-0-0		2-1-0		CONFERENCE		2-1-0		4-2-0		2-1-0								
4-2-0		0-0-0		2-1-0		HOME		2-1-0		0-0-0		0-0-0								
6-3-0		0-0-0		0-0-0		AWAY		0-0-0		4-2-0		2-1-0								
0-0-0		0-0-0		0-0-0		NEUTRAL		0-0-0		0-0-0		0-0-0								
RPI	S	Opponent		Score		RPI	S	Opponent		Score		RPI	S	Opponent		Score				
10	A	UC Santa Barbara		7 4		30	A	Arizona		5 11		123	A	San Diego		0 4				
						34	N	Northwestern St.		3 9		123	A	San Diego		9 0				
						43	H	BYU		7 4		123	A	San Diego		9 1				
						43	H	BYU		5 4		132	H	Utah		7 2				
						43	H	BYU		4 5		140	A	Nevada		8 5				
						49	A	Washington		5 3		140	H	Nevada		6 1				
						49	A	Washington		1 6		149	A	Santa Clara		1 0				
						49	A	Washington		1 3		149	A	Santa Clara		9 13				
						49	A	Washington		0 3		149	A	Santa Clara		7 5				
												156	A	Grand Canyon		3 8				
												179	A	Pacific		14 2				
												179	A	Pacific		9 4				
												179	A	Pacific		2 6				
												251	N	CSU Bakersfield		10 7				
												251	N	CSU Bakersfield		10 4				
												262	H	UC Davis		7 6				
												263	N	Central Mich.		15 4				
LAST 15 GAMES																				
						49	A	Washington		0 3		43	H	BYU		5 4				
						49	A	Washington		1 6		179	A	Pacific		2 6				
						49	A	Washington		1 3		179	A	Pacific		9 4				
						49	A	Washington		5 3										
						262	H	UC Davis		7 6										

Non-Div. I Games:

St. Mary's (CA)

43	H	BYU	4	5
43	H	BYU	7	4

S
t
.
M
a
r
y
'
s
(
C
A
)

S
t
.
M
a
r
y
'
s
(
C
A
)

Average RPI Win: 150		WON-LOST RECORD	WINNING PCT. RANK	LAST 15 GAMES	STRENGTH OF SCHEDULE	OPP. STRENGTH OF SCHEDULE	TEAM RPI	ADJ RPI		CONF. RPI	ADJ CONF. RPI						
Average RPI Loss: 94																	
DIV. I ONLY		24-13-0	.64865	53	11-4-0	147	59	51	.55782	51	8	8					
DIV. I NON-CONF.		12-7-0	.63158	71	2-1-0	117	49	34	.57249	34	8	8					
<hr/>																	
TOTALS		RPI 1-25		RPI 26-50		W-L RECORDS		RPI 51-100		RPI 101-150		RPI 150+					
24-13-0		1-2-0		2-4-0		OVERALL		1-0-0		8-5-0		12-2-0					
8-2-0		0-0-0		0-0-0		HOME		0-0-0		4-2-0		4-0-0					
14-9-0		1-2-0		2-3-0		AWAY		1-0-0		4-2-0		6-2-0					
2-2-0		0-0-0		0-1-0		NEUTRAL		0-0-0		0-1-0		2-0-0					
12-7-0		1-2-0		1-2-0		NON-CONFERENCE		1-0-0		3-1-0		6-2-0					
1-0-0		0-0-0		0-0-0		HOME		0-0-0		0-0-0		1-0-0					
9-5-0		1-2-0		1-0-		AWAY		1-0-0		3-0-0		3-2-0					
2-2-0		0-0-0		0-1-0		NEUTRAL		0-0-0		0-1-0		2-0-0					
12-6-0		0-0-0		1-2-0		CONFERENCE		0-0-0		5-4-0		6-0-0					
7-2-0		0-0-0		0-0-0		HOME		0-0-0		4-2-0		3-0-0					
5-4-0		0-0-0		1-2-0		AWAY		0-0-0		1-2-0		3-0-0					
0-0-0		0-0-0		0-0-0		NEUTRAL		0-0-0		0-0-0		0-0-0					
RPI	S	Opponent		Score		RPI	S	Opponent		Score		RPI	S	Opponent		Score	
21	A	TCU		4	3	44	N	Notre Dame		6	7	92	A	Arkansas		15	10
21	A	TCU		1	16	49	A	Washington		8	6			112 H Pepperdine		4	3
21	A	TCU		2	10	49	A	Washington		0	2			112 H Pepperdine		4	7
						50	A	St. Mary's (CA)		7	1			137 A San Francisco		1	9
						50	A	St. Mary's (CA)		0	2			137 A San Francisco		3	5
						50	A	St. Mary's (CA)		5	6			137 A San Francisco		10	2
														141 A UTSA		12	4
														141 A UTSA		3	1
														141 A UTSA		12	3
														145 N Bradley		4	5
														149 H Santa Clara		3	0
														149 H Santa Clara		0	6
														149 H Santa Clara		7	4
														156 A Grand Canyon		11	2
														156 A Grand Canyon		0	3
														156 A Grand Canyon		1	7
														156 A Grand Canyon		21	9
														179 A Pacific		5	3
														179 A Pacific		6	0
														179 A Pacific		10	5
														180 H Portland		14	5
														180 H Portland		3	0
														180 H Portland		18	1
														184 A Washington St.		7	4
														184 H Washington St.		8	0
														264 N Incarnate Word		8	5
														286 N Texas Southern		18	3
<hr/>																	
LAST 15 GAMES																	
						149	H	Santa Clara		0	6	180	H	Portland		3	0
						149	H	Santa Clara		3	0	180	H	Portland		18	1
						149	H	Santa Clara		7	4	184	H	Washington St.		8	0
						137	A	San Francisco		3	5						
						137	A	San Francisco		10	2						

Non-Div. I Games:

Gonzaga

137 A San Francisco	1	9
180 H Portland	14	5

G
o
n
z
a
g
a

G
o
n
z
a
g
a

Average RPI Win: 154		WON-LOST	WINNING	LAST 15	STRENGTH OF		OPP. STRENGTH	TEAM	ADJ		CONF.	ADJ CONF.					
Average RPI Loss: 54		RECORD	PCT. RANK	GAMES	SCHEDULE		OF SCHEDULE	RPI	RPI		RPI	RPI					
DIV. I ONLY		21-15-0	.58333	92	8-7-0		60	54	52	.55687	52	2					
DIV. I NON-CONF.		14-3-0	.82353	12	4-1-0		284	273	105	.52603	105	1					
TOTALS		RPI 1-25	RPI 26-50		W-L RECORDS		RPI 51-100		RPI 101-150		RPI 150+						
21-15-0		4-6-0	3-6-0		OVERALL		2-1-0		0-0-0		12-2-0						
5-4-0		2-2-0	2-1-0		HOME		0-1-0		0-0-0		1-0-0						
5-9-0		2-4-0	1-5-0		AWAY		0-0-0		0-0-0		2-0-0						
11-2-0		0-0-0	0-0-0		NEUTRAL		2-0-0		0-0-0		9-2-0						
14-3-0		0-0-0	0-0-0		NON-CONFERENCE		2-1-0		0-0-0		12-2-0						
1-1-0		0-0-0	0-0-0		HOME		0-1-0		0-0-0		1-0-0						
2-0-0		0-0-0	0-0-		AWAY		0-0-0		0-0-0		2-0-0						
11-2-0		0-0-0	0-0-0		NEUTRAL		2-0-0		0-0-0		9-2-0						
7-12-0		4-6-0	3-6-0		CONFERENCE		0-0-0		0-0-0		0-0-0						
4-3-0		2-2-0	2-1-0		HOME		0-0-0		0-0-0		0-0-0						
3-9-0		2-4-0	1-5-0		AWAY		0-0-0		0-0-0		0-0-0						
0-0-0		0-0-0	0-0-0		NEUTRAL		0-0-0		0-0-0		0-0-0						
RPI	S	Opponent		Score		RPI	S	Opponent		Score		RPI	S	Opponent		Score	
2	H	Louisville		2 1		29	H	Virginia		3 2		66	H	UConn		4 9	
2	H	Louisville		6 1		29	H	Virginia		5 4		98	N	Indiana St.		5 3	
2	H	Louisville		2 6		29	H	Virginia		0 3		100	N	Ohio St.		6 2	
6	H	Florida St.		0 3		33	A	Pittsburgh		4 5							
8	A	North Carolina St.		1 0		33	A	Pittsburgh		0 5							
8	A	North Carolina St.		7 0		33	A	Pittsburgh		6 4							
8	A	North Carolina St.		2 3		44	A	Notre Dame		1 4							
11	A	Clemson		2 3		44	A	Notre Dame		9 11							
11	A	Clemson		2 6		44	A	Notre Dame		1 4							
11	A	Clemson		1 6													

Non-Div. I Games:

Boston College

44 A Notre Dame	1	4
44 A Notre Dame	1	4

B
o
s
t
o
n
C
o
l
l
e
g
e

B
o
s
t
o
n
C
o
l
l
e
g
e

Average RPI Win: 127		WON-LOST RECORD		WINNING PCT. RANK		LAST 15 GAMES		STRENGTH OF SCHEDULE		OPP. STRENGTH OF SCHEDULE		TEAM RPI		ADJ RPI		CONF. RPI		ADJ CONF. RPI	
DIV. I ONLY		22-17-1		.5625 104		4-10-1		21		81		53		.55425 53		15		15	
DIV. I NON-CONF.		16-11-1		.58929 93		1-4-1		2		20		13		.59074 13		15		15	
TOTALS		RPI 1-25		RPI 26-50		W-L RECORDS		RPI 51-100		RPI 101-150		RPI 150+							
22-17-1		5-5-1		0-0-0		OVERALL		3-3-0		3-2-0		11-7-0							
16-7-1		3-1-1		0-0-0		HOME		3-3-0		3-1-0		7-2-0							
6-10-0		2-4-0		0-0-0		AWAY		0-0-0		0-1-0		4-5-0							
0-0-0		0-0-0		0-0-0		NEUTRAL		0-0-0		0-0-0		0-0-0							
16-11-1		5-5-1		0-0-0		NON-CONFERENCE		3-3-0		3-2-0		5-1-0							
12-5-1		3-1-1		0-0-0		HOME		3-3-0		3-1-0		3-0-0							
4-6-0		2-4-0		0-0-		AWAY		0-0-0		0-1-0		2-1-0							
0-0-0		0-0-0		0-0-0		NEUTRAL		0-0-0		0-0-0		0-0-0							
6-6-0		0-0-0		0-0-0		CONFERENCE		0-0-0		0-0-0		6-6-0							
4-2-0		0-0-0		0-0-0		HOME		0-0-0		0-0-0		4-2-0							
2-4-0		0-0-0		0-0-0		AWAY		0-0-0		0-0-0		2-4-0							
0-0-0		0-0-0		0-0-0		NEUTRAL		0-0-0		0-0-0		0-0-0							
RPI	S	Opponent		Score		RPI	S	Opponent		Score		RPI	S	Opponent		Score			
3	A	South Carolina		6	5	83	H	Nebraska		0	4	104	H	Mercer		17	13		
6	A	Florida St.		3	8	83	H	Nebraska		13	5	104	H	Mercer		5	4		
6	A	Florida St.		2	11	83	H	Nebraska		7	3	104	H	Mercer		6	2		
6	A	Florida St.		2	1	88	H	VCU		1	2	126	A	Ga. Southern		6	10		
9	A	Coastal Caro.		5	9	88	H	VCU		3	4	126	H	Ga. Southern		10	13		
9	A	Coastal Caro.		3	5	88	H	VCU		7	4	155	A	Furman		7	9		
9	H	Coastal Caro.		9	4							158	H	Richmond		5	3		
9	H	Coastal Caro.		4	2							178	H	Delaware		3	2		
10	H	UC Santa Barbara		4	7							178	H	Delaware		15	2		
10	H	UC Santa Barbara		10	3							178	H	Delaware		14	4		
10	H	UC Santa Barbara		6	6							193	H	James Madison		7	5		
												193	H	James Madison		1	3		
												193	H	James Madison		3	9		
												198	A	Elon		6	2		
												198	A	Elon		11	6		
												198	A	Elon		6	9		
												218	A	The Citadel		5	1		
												218	A	The Citadel		12	9		
												218	H	The Citadel		1	0		
												230	A	Hofstra		7	8		
												230	A	Hofstra		1	3		
												230	A	Hofstra		3	4		
												245	H	Charleston So.		4	1		
LAST 15 GAMES																			
193	H	James Madison		1	3	9	A	Coastal Caro.		3	5								
193	H	James Madison		7	5	10	H	UC Santa Barbara		6	6								
193	H	James Madison		3	9	10	H	UC Santa Barbara		10	3								
9	A	Coastal Caro.		5	9														
230	A	Hofstra		7	8														

Non-Div. I Games:

Col. of Charleston

230 A Hofstra	1	3
230 A Hofstra	3	4

C
o
l
.
o
f
C
h
a
r
l
e
s
t
o
n

C
o
l
.
o
f
C
h
a
r
l
e
s
t
o
n

Average RPI Win:		140	WON-LOST RECORD		WINNING PCT. RANK		LAST 15 GAMES		STRENGTH OF SCHEDULE		OPP. STRENGTH OF SCHEDULE		TEAM RPI		ADJ RPI		CONF. RPI		ADJ CONF. RPI				
DIV. I ONLY			23-17-0		.575 97		7-8-0		39		40		54		.55367 54		1		1				
DIV. I NON-CONF.			17-5-0		.77273 20		3-0-0		199		164		56		.55127 56		2		2				
TOTALS		RPI 1-25		RPI 26-50		W-L RECORDS		RPI 51-100		RPI 101-150		RPI 150+											
23-17-0		3-6-0		4-4-0		OVERALL		0-3-0		7-3-0		9-1-0											
12-7-0		3-3-0		1-2-0		HOME		0-1-0		5-1-0		3-0-0											
7-7-0		0-3-0		2-2-0		AWAY		0-0-0		2-2-0		3-0-0											
4-3-0		0-0-0		1-0-0		NEUTRAL		0-2-0		0-0-0		3-1-0											
17-5-0		0-0-0		2-0-0		NON-CONFERENCE		0-3-0		6-1-0		9-1-0											
8-2-0		0-0-0		0-0-0		HOME		0-1-0		5-1-0		3-0-0											
5-0-0		0-0-0		1-0-		AWAY		0-0-0		1-0-0		3-0-0											
4-3-0		0-0-0		1-0-0		NEUTRAL		0-2-0		0-0-0		3-1-0											
6-12-0		3-6-0		2-4-0		CONFERENCE		0-0-0		1-2-0		0-0-0											
4-5-0		3-3-0		1-2-0		HOME		0-0-0		0-0-0		0-0-0											
2-7-0		0-3-0		1-2-0		AWAY		0-0-0		1-2-0		0-0-0											
0-0-0		0-0-0		0-0-0		NEUTRAL		0-0-0		0-0-0		0-0-0											
RPI	S	Opponent		Score		RPI	S	Opponent		Score		RPI	S	Opponent		Score							
3	A	South Carolina		4	7	32	A	East Carolina		5	2	56	N	Southeastern La.		4	5	107	A	Auburn	6	7	
3	A	South Carolina		3	4	36	H	Kentucky		14	5	59	N	Maryland		9	10	107	A	Auburn	0	2	
3	A	South Carolina		6	7	36	H	Kentucky		4	5	78	H	Western Ky.		0	6	107	A	Auburn	13	4	
5	H	Ole Miss		7	10	36	H	Kentucky		2	10							113	H	Morehead St.	6	5	
5	H	Ole Miss		4	6	41	A	Alabama		3	11							118	H	UC Irvine	0	2	
5	H	Ole Miss		3	2	41	A	Alabama		3	7							118	H	UC Irvine	14	4	
17	H	Vanderbilt		0	6	41	A	Alabama		6	3							118	H	UC Irvine	12	1	
17	H	Vanderbilt		5	3	50	N	St. Mary's (CA)		6	3							124	H	Cincinnati	7	1	
17	H	Vanderbilt		2	1													144	A	Middle Tenn.	4	2	
																		144	H	Middle Tenn.	9	2	
																		156	A	Grand Canyon	25	8	
																		211	H	Tennessee Tech	9	1	
																		216	N	Memphis	8	13	
																		216	N	Memphis	8	4	
																		216	N	Memphis	5	2	
																		250	H	Appalachian St.	7	5	
																		263	N	Central Mich.	20	1	
																		273	A	ETSU	11	2	
																		285	A	UNC Asheville	7	3	
																		285	H	UNC Asheville	11	0	
						LAST 15 GAMES																	
						17	H	Vanderbilt		5	3	250	H	Appalachian St.		7	5						
						17	H	Vanderbilt		2	1	3	A	South Carolina		3	4						
						17	H	Vanderbilt		0	6	3	A	South Carolina		4	7						
						144	A	Middle Tenn.		4	2												
						107	A	Auburn		6	7												

Non-Div. I Games:

Tennessee

107 A Auburn	0	2
107 A Auburn	13	4

T
e
n
n
e
s
s
e
e

T
e
n
n
e
s
s
e
e

Average RPI Win:		126	WON-LOST RECORD		WINNING PCT. RANK	LAST 15 GAMES	STRENGTH OF SCHEDULE		OPP. STRENGTH OF SCHEDULE	TEAM RPI	ADJ RPI	CONF. RPI	ADJ CONF. RPI
Average RPI Loss:		87											
DIV. I ONLY		25-15-0			.625 66	7-8-0	74		69	55	.55227 55	4	4
DIV. I NON-CONF.		17-5-0			.77273 20	2-1-0	125		104	33	.5749 33	4	4
TOTALS		RPI 1-25	RPI 26-50		W-L RECORDS		RPI 51-100		RPI 101-150		RPI 150+		
25-15-0		1-3-0	1-3-0		OVERALL		10-3-0		7-4-0		6-2-0		
15-7-0		0-0-0	0-3-0		HOME		7-1-0		3-2-0		5-1-0		
7-8-0		0-3-0	1-0-0		AWAY		2-2-0		4-2-0		0-1-0		
3-0-0		1-0-0	0-0-0		NEUTRAL		1-0-0		0-0-0		1-0-0		
17-5-0		1-0-0	1-0-0		NON-CONFERENCE		6-1-0		3-2-0		6-2-0		
11-2-0		0-0-0	0-0-0		HOME		4-1-0		2-0-0		5-1-0		
3-3-0		0-0-0	1-0-		AWAY		1-0-0		1-2-0		0-1-0		
3-0-0		1-0-0	0-0-0		NEUTRAL		1-0-0		0-0-0		1-0-0		
8-10-0		0-3-0	0-3-0		CONFERENCE		4-2-0		4-2-0		0-0-0		
4-5-0		0-0-0	0-3-0		HOME		3-0-0		1-2-0		0-0-0		
4-5-0		0-3-0	0-0-0		AWAY		1-2-0		3-0-0		0-0-0		
0-0-0		0-0-0	0-0-0		NEUTRAL		0-0-0		0-0-0		0-0-0		
RPI S	Opponent	Score	RPI S	Opponent	Score	RPI S	Opponent	Score	RPI S	Opponent	Score		
8 N	North Carolina St.	5 0	27 H	Fla. Atlantic	7 10	68 H	Rutgers	4 2	115 H	William & Mary	7 1		
18 A	Rice	2 6	27 H	Fla. Atlantic	0 11	68 H	Rutgers	7 4	122 A	West Virginia	5 4		
18 A	Rice	2 8	27 H	Fla. Atlantic	1 3	68 H	Rutgers	2 5	122 A	West Virginia	5 6		
18 A	Rice	1 3	29 A	Virginia	5 4	74 A	Louisiana Tech	0 12	122 A	West Virginia	3 4		
						74 A	Louisiana Tech	4 2	130 H	Liberty	7 6		
						74 A	Louisiana Tech	4 11	135 A	FIU	10 2		
						78 H	Western Ky.	4 2	135 A	FIU	11 1		
						78 H	Western Ky.	8 3	135 A	FIU	12 11		
						78 H	Western Ky.	12 8	141 H	UTSA	0 3		
						84 N	Kent St.	2 0	141 H	UTSA	2 7		
						88 A	VCU	3 1	141 H	UTSA	5 2		
						97 H	Princeton	7 6	178 H	Delaware	10 4		
						97 H	Princeton	10 4	200 H	Virginia Tech	1 22		
									213 H	Manhattan	6 5		
									233 A	VMI	6 8		
									233 H	VMI	6 5		
									233 H	VMI	8 2		
									250 N	Appalachian St.	12 3		
									284 H	Norfolk St.	5 3		
			LAST 15 GAMES										
			74 A	Louisiana Tech	0 12	135 A	FIU	11 1					
			74 A	Louisiana Tech	4 2	135 A	FIU	10 2					
			74 A	Louisiana Tech	4 11	135 A	FIU	12 11					
			233 A	VMI	6 8								
			141 H	UTSA	2 7								

Non-Div. I Games:

Old Dominion

141 H UTSA	0	3
141 H UTSA	5	2

O
l
d
D
o
m
i
n
i
o
n

O
l
d
D
o
m
i
n
i
o
n

Average RPI Win:		160	WON-LOST RECORD		WINNING PCT. RANK		LAST 15 GAMES		STRENGTH OF SCHEDULE		OPP. STRENGTH OF SCHEDULE		TEAM RPI		ADJ RPI		CONF. RPI		ADJ CONF. RPI	
DIV. I ONLY			28-13-0		.68293 34		8-7-0		135		56		56		.55203 56		12		12	
DIV. I NON-CONF.			13-10-0		.56522 112		2-4-0		41		33		71		.54135 71		9		9	
TOTALS		RPI 1-25		RPI 26-50		W-L RECORDS		RPI 51-100		RPI 101-150		RPI 150+								
28-13-0		2-4-0		5-3-0		OVERALL		4-4-0		2-1-0		15-1-0								
16-6-0		1-2-0		2-0-0		HOME		1-2-0		2-1-0		10-1-0								
11-6-0		1-2-0		3-3-0		AWAY		2-1-0		0-0-0		5-0-0								
1-1-0		0-0-0		0-0-0		NEUTRAL		1-1-0		0-0-0		0-0-0								
13-10-0		2-4-0		3-2-0		NON-CONFERENCE		2-3-0		2-1-0		4-0-0								
9-5-0		1-2-0		2-0-0		HOME		1-2-0		2-1-0		3-0-0								
3-4-0		1-2-0		1-0-		AWAY		0-0-0		0-0-0		1-0-0								
1-1-0		0-0-0		0-0-0		NEUTRAL		1-1-0		0-0-0		0-0-0								
15-3-0		0-0-0		2-1-0		CONFERENCE		2-1-0		0-0-0		11-1-0								
7-1-0		0-0-0		0-0-0		HOME		0-0-0		0-0-0		7-1-0								
8-2-0		0-0-0		2-1-0		AWAY		2-1-0		0-0-0		4-0-0								
0-0-0		0-0-0		0-0-0		NEUTRAL		0-0-0		0-0-0		0-0-0								
RPI	S	Opponent		Score		RPI	S	Opponent		Score		RPI	S	Opponent		Score				
12	A	La.-Lafayette		1 4		32	A	East Carolina		1 2		54	N	Tennessee		5 4				
12	H	La.-Lafayette		16 5		34	A	Northwestern St.		2 3		59	N	Maryland		1 8				
12	H	La.-Lafayette		4 5		34	A	Northwestern St.		2 1		75	A	McNeese St.		6 7				
14	A	LSU		4 11		34	A	Northwestern St.		8 5		75	A	McNeese St.		8 7				
19	A	Southern Miss.		4 2		38	A	South Ala.		1 2		75	A	McNeese St.		4 0				
19	H	Southern Miss.		7 9		38	H	South Ala.		9 2		82	H	Troy		7 2				
						39	A	Tulane		7 6		82	H	Troy		2 3				
						39	H	Tulane		13 4		82	H	Troy		1 5				

Non-Div. I Games:

Southeastern La.

12	H	La.-Lafayette	16	5
12	A	La.-Lafayette	1	4

S
o
u
t
h
e
a
s
t
e
r
n
L
a
.

S
o
u
t
h
e
a
s
t
e
r
n
L
a
.

Average RPI Win: 174		WON-LOST	WINNING	LAST 15	STRENGTH OF		OPP. STRENGTH	TEAM	ADJ	CONF.	ADJ CONF.
Average RPI Loss: 105		RECORD	PCT. RANK	GAMES	SCHEDULE		OF SCHEDULE	RPI	RPI	RPI	RPI
DIV. I ONLY		26-15-0	.63415	59	7-8-0		59	183	57	.55091	57
DIV. I NON-CONF.		17-9-0	.65385	61	3-3-0		99	175	74	.54045	74
TOTALS		RPI 1-25	RPI 26-50		W-L RECORDS		RPI 51-100		RPI 101-150		RPI 150+
26-15-0		1-3-0	2-4-0		OVERALL		4-1-0		1-2-0		18-5-0
18-6-0		0-0-0	2-2-0		HOME		2-0-0		0-0-0		14-4-0
8-9-0		1-3-0	0-2-0		AWAY		2-1-0		1-2-0		4-1-0
0-0-0		0-0-0	0-0-0		NEUTRAL		0-0-0		0-0-0		0-0-0
17-9-0		0-1-0	2-4-0		NON-CONFERENCE		4-1-0		0-0-0		11-3-0
14-4-0		0-0-0	2-2-0		HOME		2-0-0		0-0-0		10-2-0
3-5-0		0-1-0	0-0-0		AWAY		2-1-0		0-0-0		1-1-0
0-0-0		0-0-0	0-0-0		NEUTRAL		0-0-0		0-0-0		0-0-0
9-6-0		1-2-0	0-0-0		CONFERENCE		0-0-0		1-2-0		7-2-0
4-2-0		0-0-0	0-0-0		HOME		0-0-0		0-0-0		4-2-0
5-4-0		1-2-0	0-0-0		AWAY		0-0-0		1-2-0		3-0-0
0-0-0		0-0-0	0-0-0		NEUTRAL		0-0-0		0-0-0		0-0-0
RPI S	Opponent	Score	RPI S	Opponent	Score	RPI S	Opponent	Score	RPI S	Opponent	Score
9 A	Coastal Caro.	5 2	26 H	UNCW	1 5	59 A	Maryland	7 2	134 A	Gardner-Webb	0 9
9 A	Coastal Caro.	0 4	31 A	Wake Forest	3 8	59 A	Maryland	5 13	134 A	Gardner-Webb	1 3
9 A	Coastal Caro.	5 17	32 H	East Carolina	5 1	59 A	Maryland	4 3	134 A	Gardner-Webb	5 2
16 A	North Carolina	1 8	46 A	UNCG	5 13	73 H	Wright St.	11 6	153 H	Longwood	3 4
			46 H	UNCG	3 9	73 H	Wright St.	5 4	153 H	Longwood	2 1
			46 H	UNCG	15 5				153 H	Longwood	7 2
									174 H	Winthrop	2 6
									174 H	Winthrop	4 2
									174 H	Winthrop	7 2
									198 A	Elon	8 2
									198 H	Elon	17 16
									202 H	Marist	9 7
									202 H	Marist	6 8
									202 H	Marist	4 2
									220 H	Rider	6 4
									220 H	Rider	4 2
									220 H	Rider	10 2
									258 H	Dayton	1 5
									258 H	Dayton	3 0
									258 H	Dayton	10 9
									271 A	N.C. Central	1 14
									281 H	La Salle	4 0
									281 H	La Salle	5 1
									285 A	UNC Asheville	6 4
									285 A	UNC Asheville	8 0
									285 A	UNC Asheville	11 2
LAST 15 GAMES			LAST 15 GAMES			LAST 15 GAMES			LAST 15 GAMES		
9 A	Coastal Caro.	5 17	134 A	Gardner-Webb	0 9	26 H	UNCW	1 5	285 A	UNC Asheville	6 4
9 A	Coastal Caro.	5 2	26 H	UNCW	1 5	153 H	Longwood	2 1	285 A	UNC Asheville	8 0
9 A	Coastal Caro.	0 4	153 H	Longwood	2 1				285 A	UNC Asheville	11 2
32 H	East Carolina	5 1									
198 H	Elon	17 16									

Non-Div. I Games:

High Point

134	A	Gardner-Webb	5	2
134	A	Gardner-Webb	1	3

H
i
g
h
P
o
i
n
t

H
i
g
h
P
o
i
n
t

Average RPI Win:	133	WON-LOST RECORD	WINNING PCT. RANK	LAST 15 GAMES	STRENGTH OF SCHEDULE	OPP. STRENGTH OF SCHEDULE	TEAM RPI	ADJ RPI	CONF. RPI	ADJ CONF. RPI		
DIV. I ONLY		24-14-0	.63158	63	12-3-0	76	38	58	.55073	58	9	9
DIV. I NON-CONF.		16-10-0	.61538	79	5-1-0	87	13	64	.54802	64	12	12
<hr/>												
TOTALS	RPI 1-25	RPI 26-50		W-L RECORDS		RPI 51-100		RPI 101-150		RPI 150+		
24-14-0	2-1-0	0-1-0		OVERALL		5-10-0		9-2-0		8-0-0		
18-7-0	0-0-0	0-0-0		HOME		2-6-0		9-1-0		7-0-0		
6-7-0	2-1-0	0-1-0		AWAY		3-4-0		0-1-0		1-0-0		
0-0-0	0-0-0	0-0-0		NEUTRAL		0-0-0		0-0-0		0-0-0		
16-10-0	2-1-0	0-1-0		NON-CONFERENCE		3-6-0		6-2-0		5-0-0		
11-5-0	0-0-0	0-0-0		HOME		1-4-0		6-1-0		4-0-0		
5-5-0	2-1-0	0-0-		AWAY		2-2-0		0-1-0		1-0-0		
0-0-0	0-0-0	0-0-0		NEUTRAL		0-0-0		0-0-0		0-0-0		
8-4-0	0-0-0	0-0-0		CONFERENCE		2-4-0		3-0-0		3-0-0		
7-2-0	0-0-0	0-0-0		HOME		1-2-0		3-0-0		3-0-0		
1-2-0	0-0-0	0-0-0		AWAY		1-2-0		0-0-0		0-0-0		
0-0-0	0-0-0	0-0-0		NEUTRAL		0-0-0		0-0-0		0-0-0		
RPI S	Opponent	Score		RPI S	Opponent	Score		RPI S	Opponent	Score		
15 A	Texas Tech	7	3	30 A	Arizona	0	2	59 H	Maryland	0	1	
15 A	Texas Tech	4	1					59 H	Maryland	4	8	
15 A	Texas Tech	5	6					59 H	Maryland	3	2	
								64 A	Cal Poly	0	1	
								64 A	Cal Poly	3	6	
								64 A	Cal Poly	2	1	
								69 A	UCLA	14	7	
								70 H	Long Beach St.	4	5	
								70 H	Long Beach St.	4	2	
								70 H	Long Beach St.	4	5	
								85 H	Arizona St.	3	5	
								85 H	Arizona St.	1	2	
								86 A	Stanford	1	2	
								86 A	Stanford	4	3	
								86 A	Stanford	0	2	

Non-Div. I Games:

Cal St. Fullerton

262 H UC Davis	3	2
262 H UC Davis	10	0

C
a
l
S
t
.
F
u
l
l
e
r
t
o
n

C
a
l
S
t
.
F
u
l
l
e
r
t
o
n

Average RPI Win: 99		WON-LOST	WINNING	LAST 15	STRENGTH OF		OPP. STRENGTH	TEAM	ADJ		CONF.	ADJ CONF.
Average RPI Loss: 97		RECORD	PCT. RANK	GAMES	SCHEDULE		OF SCHEDULE	RPI	RPI		RPI	RPI
DIV. I ONLY		21-18-0	.53846	118	1-0-0		24	74	59		.55071	59
DIV. I NON-CONF.		14-13-0	.51852	141	1-0-0		6	73	45		.56085	45
TOTALS		RPI 1-25	RPI 26-50		W-L RECORDS		RPI 51-100		RPI 101-150		RPI 150+	
21-18-0		1-2-0	3-4-0		OVERALL		11-5-0		3-3-0		3-4-0	
13-6-0		0-0-0	2-1-0		HOME		5-2-0		3-1-0		3-2-0	
6-11-0		1-2-0	1-3-0		AWAY		4-3-0		0-2-0		0-1-0	
2-1-0		0-0-0	0-0-0		NEUTRAL		2-0-0		0-0-0		0-1-0	
14-13-0		0-0-0	3-4-0		NON-CONFERENCE		7-3-0		3-3-0		1-3-0	
8-5-0		0-0-0	2-1-0		HOME		2-2-0		3-1-0		1-1-0	
4-7-0		0-0-0	1-0-		AWAY		3-1-0		0-2-0		0-1-0	
2-1-0		0-0-0	0-0-0		NEUTRAL		2-0-0		0-0-0		0-1-0	
7-5-0		1-2-0	0-0-0		CONFERENCE		4-2-0		0-0-0		2-1-0	
5-1-0		0-0-0	0-0-0		HOME		3-0-0		0-0-0		2-1-0	
2-4-0		1-2-0	0-0-0		AWAY		1-2-0		0-0-0		0-0-0	
0-0-0		0-0-0	0-0-0		NEUTRAL		0-0-0		0-0-0		0-0-0	
RPI S	Opponent	Score	RPI S	Opponent	Score	RPI S	Opponent	Score	RPI S	Opponent	Score	
23 A	Minnesota	5 9	32 A	East Carolina	3 4	54 N	Tennessee	10 9	118 A	UC Irvine	5 9	
23 A	Minnesota	4 6	35 H	Bryant	8 6	56 N	Southeastern La.	8 1	125 H	Rhode Island	13 10	
23 A	Minnesota	4 2	35 H	Bryant	5 3	57 H	High Point	13 5	125 H	Rhode Island	1 2	
			35 H	Bryant	0 2	57 H	High Point	2 7	125 H	Rhode Island	1 0	
			41 A	Alabama	9 5	57 H	High Point	3 4	130 A	Liberty	4 5	
			41 A	Alabama	1 5	58 A	Cal St. Fullerton	8 4	130 H	Liberty	10 9	
			41 A	Alabama	1 3	58 A	Cal St. Fullerton	2 3	178 A	Delaware	7 12	
						58 A	Cal St. Fullerton	1 0	178 N	Delaware	8 10	
						88 A	VCU	7 1	193 H	James Madison	5 2	
						88 H	VCU	8 1	210 H	George Washington	10 19	
						91 A	Iowa	1 4	256 H	Purdue	6 0	
						91 A	Iowa	1 8	256 H	Purdue	1 7	
						91 A	Iowa	4 1	256 H	Purdue	11 3	
						100 H	Ohio St.	2 1				
						100 H	Ohio St.	3 0				
						100 H	Ohio St.	5 4				
LAST 15 GAMES												
			88 A	VCU	7 1		100 H	Ohio St.	5 4			
			256 H	Purdue	11 3		100 H	Ohio St.	2 1			
			256 H	Purdue	6 0		100 H	Ohio St.	3 0			
			256 H	Purdue	1 7							
			23 A	Minnesota	4 6							

Non-Div. I Games:

Maryland

23	A	Minnesota	4	2
23	A	Minnesota	5	9

M
a
r
y
l
a
n
d

M
a
r
y
l
a
n
d

Average RPI Win:		155	WON-LOST RECORD		WINNING PCT. RANK		LAST 15 GAMES		STRENGTH OF SCHEDULE		OPP. STRENGTH OF SCHEDULE		TEAM RPI		ADJ RPI		CONF. RPI		ADJ CONF. RPI				
DIV. I ONLY				29-13-0	.69048	33	10-5-0		175		37		60		.54988		60	13		13			
DIV. I NON-CONF.				13-8-0	.61905	77	3-2-0		37		60		36		.56837		36	10		10			
TOTALS		RPI 1-25		RPI 26-50		W-L RECORDS		RPI 51-100		RPI 101-150		RPI 150+											
29-13-0		1-2-0		0-3-0		OVERALL		3-0-0		7-3-0		18-5-0											
14-6-0		1-1-0		0-3-0		HOME		3-0-0		2-1-0		8-1-0											
14-6-0		0-1-0		0-0-0		AWAY		0-0-0		5-2-0		9-3-0											
1-1-0		0-0-0		0-0-0		NEUTRAL		0-0-0		0-0-0		1-1-0											
13-8-0		1-2-0		0-3-0		NON-CONFERENCE		0-0-0		3-1-0		9-2-0											
4-4-0		1-1-0		0-3-0		HOME		0-0-0		0-0-0		3-0-0											
8-3-0		0-1-0		0-0-		AWAY		0-0-0		3-1-0		5-1-0											
1-1-0		0-0-0		0-0-0		NEUTRAL		0-0-0		0-0-0		1-1-0											
16-5-0		0-0-0		0-0-0		CONFERENCE		3-0-0		4-2-0		9-3-0											
10-2-0		0-0-0		0-0-0		HOME		3-0-0		2-1-0		5-1-0											
6-3-0		0-0-0		0-0-0		AWAY		0-0-0		2-1-0		4-2-0											
0-0-0		0-0-0		0-0-0		NEUTRAL		0-0-0		0-0-0		0-0-0											
RPI	S	Opponent		Score		RPI	S	Opponent		Score		RPI	S	Opponent		Score		RPI	S	Opponent		Score	
15	A	Texas Tech		10	14	40	H	Dallas Baptist		2	5	80	H	Fresno St.		2	1	137	A	San Francisco		12	3
15	H	Texas Tech		6	5	40	H	Dallas Baptist		11	12	80	H	Fresno St.		7	4	138	A	Sacramento St.		12	3
15	H	Texas Tech		4	7	40	H	Dallas Baptist		8	33	80	H	Fresno St.		14	13	138	A	Sacramento St.		1	0
																		140	A	Nevada		3	2
																		140	A	Nevada		6	7
																		140	A	Nevada		8	3
																		146	H	UNLV		10	5
																		146	H	UNLV		5	6
																		146	H	UNLV		15	3
																		149	A	Santa Clara		7	13
																		156	A	Grand Canyon		10	6
																		156	A	Grand Canyon		6	5
																		164	H	Wichita St.		8	4
																		164	H	Wichita St.		8	6
																		164	H	Wichita St.		17	7
																		177	N	New Mexico St.		3	2
																		177	N	New Mexico St.		6	9
																		185	A	San Diego St.		5	3
																		185	A	San Diego St.		4	2
																		185	A	San Diego St.		6	11
																		185	H	San Diego St.		13	7
																		185	H	San Diego St.		9	10
																		185	H	San Diego St.		10	5
																		189	A	Hawaii		7	1
																		189	A	Hawaii		18	0
																		189	A	Hawaii		3	4
																		189	A	Hawaii		6	4
LAST 15 GAMES																							
																		185	H	San Diego St.		9	10
																		185	H	San Diego St.		13	7
																		185	H	San Diego St.		10	5
																		15	H	Texas Tech		6	5
																		15	H	Texas Tech		4	7

Non-Div. I Games:

New Mexico

195	A	San Jose St.	10	3
195	A	San Jose St.	6	2

RPI	S	Opponent	Score	
195	A	San Jose St.	8	9
195	A	San Jose St.	10	3
195	A	San Jose St.	6	2
195	H	San Jose St.	3	2
195	H	San Jose St.	9	6
195	H	San Jose St.	11	1

New Mexico

N
e
w
M
e
x
i
c
o

N
e
w
M
e
x
i
c
o

Average RPI Win:		158	WON-LOST RECORD		WINNING PCT. RANK		LAST 15 GAMES		STRENGTH OF SCHEDULE		OPP. STRENGTH OF SCHEDULE		TEAM RPI		ADJ RPI		CONF. RPI		ADJ CONF. RPI				
DIV. I ONLY				25-14-0	.64103	54	9-6-0		107		96		61		.5497		61	17		17			
DIV. I NON-CONF.				18-11-0	.62069	75	2-4-0		156		87		86		.53559		86	16		16			
TOTALS		RPI 1-25		RPI 26-50		W-L RECORDS		RPI 51-100		RPI 101-150		RPI 150+											
25-14-0		2-4-0		1-2-0		OVERALL		5-2-0		4-2-0		13-4-0											
16-5-0		0-0-0		0-0-0		HOME		5-1-0		2-1-0		9-3-0											
9-9-0		2-4-0		1-2-0		AWAY		0-1-0		2-1-0		4-1-0											
0-0-0		0-0-0		0-0-0		NEUTRAL		0-0-0		0-0-0		0-0-0											
18-11-0		2-4-0		1-2-0		NON-CONFERENCE		0-0-0		4-2-0		11-3-0											
11-4-0		0-0-0		0-0-0		HOME		0-0-0		2-1-0		9-3-0											
7-7-0		2-4-0		1-0-		AWAY		0-0-0		2-1-0		2-0-0											
0-0-0		0-0-0		0-0-0		NEUTRAL		0-0-0		0-0-0		0-0-0											
7-3-0		0-0-0		0-0-0		CONFERENCE		5-2-0		0-0-0		2-1-0											
5-1-0		0-0-0		0-0-0		HOME		5-1-0		0-0-0		0-0-0											
2-2-0		0-0-0		0-0-0		AWAY		0-1-0		0-0-0		2-1-0											
0-0-0		0-0-0		0-0-0		NEUTRAL		0-0-0		0-0-0		0-0-0											
RPI	S	Opponent		Score		RPI	S	Opponent		Score		RPI	S	Opponent		Score		RPI	S	Opponent		Score	
1	A	Florida		2	7	32	A	East Carolina		3	6	62	A	North Florida		6	10	105	A	Samford		9	2
1	A	Florida		1	3	32	A	East Carolina		0	13	62	H	North Florida		6	2	105	A	Samford		5	8
6	A	Florida St.		7	3	32	A	East Carolina		8	6	62	H	North Florida		4	7	105	A	Samford		7	2
20	A	Creighton		1	2							62	H	North Florida		8	0	133	H	UCF		8	3
20	A	Creighton		4	3							94	H	FGCU		4	3	135	H	FIU		10	5
20	A	Creighton		0	4							94	H	FGCU		6	3	135	H	FIU		2	3
												94	H	FGCU		5	0	166	H	South Fla.		7	5
																		169	A	Florida A&M		8	5
																		206	A	Bethune-Cookman		4	3
																		208	H	Columbia		1	0
																		208	H	Columbia		2	0
																		208	H	Columbia		8	9
																		208	H	Columbia		4	5
																		224	A	Lipscomb		1	9
																		224	A	Lipscomb		7	5
																		224	A	Lipscomb		2	0
																		234	H	Toledo		1	6
																		234	H	Toledo		2	1
																		234	H	Toledo		5	1
																		245	H	Charleston So.		4	1
																		297	H	Mt. St. Mary's		14	3
																		297	H	Mt. St. Mary's		15	7
																		297	H	Mt. St. Mary's		13	2
LAST 15 GAMES																							
						94	H	FGCU		5	0	169	A	Florida A&M		8	5						
						94	H	FGCU		6	3	62	H	North Florida		8	0						
						94	H	FGCU		4	3	62	H	North Florida		6	2						
						1	A	Florida		1	3												
						224	A	Lipscomb		1	9												

Non-Div. I Games:

Jacksonville

224 A Lipscomb	2	0
224 A Lipscomb	7	5

J
a
c
k
s
o
n
v
i
l
l
e

J
a
c
k
s
o
n
v
i
l
l
e

Average RPI Win:		168	WON-LOST		WINNING		LAST 15		STRENGTH OF		OPP. STRENGTH		TEAM		ADJ		CONF.		ADJ CONF.					
Average RPI Loss:		122	RECORD		PCT. RANK		GAMES		SCHEDULE		OF SCHEDULE		RPI		RPI		RPI		RPI					
DIV. I ONLY			26-14-0		.65		49		11-4-0		56		190		62		.54915		62		17		17	
DIV. I NON-CONF.			20-10-0		.66667		56		6-0-0		70		229		73		.54049		73		16		16	
TOTALS		RPI 1-25		RPI 26-50		W-L RECORDS		RPI 51-100		RPI 101-150		RPI 150+												
26-14-0		0-2-0		3-0-0		OVERALL		2-5-0		4-1-0		17-6-0												
20-7-0		0-1-0		3-0-0		HOME		1-3-0		4-0-0		12-3-0												
6-7-0		0-1-0		0-0-0		AWAY		1-2-0		0-1-0		5-3-0												
0-0-0		0-0-0		0-0-0		NEUTRAL		0-0-0		0-0-0		0-0-0												
20-10-0		0-2-0		3-0-0		NON-CONFERENCE		0-3-0		1-1-0		16-4-0												
16-7-0		0-1-0		3-0-0		HOME		0-3-0		1-0-0		12-3-0												
4-3-0		0-1-0		0-0-		AWAY		0-0-0		0-1-0		4-1-0												
0-0-0		0-0-0		0-0-0		NEUTRAL		0-0-0		0-0-0		0-0-0												
6-4-0		0-0-0		0-0-0		CONFERENCE		2-2-0		3-0-0		1-2-0												
4-0-0		0-0-0		0-0-0		HOME		1-0-0		3-0-0		0-0-0												
2-4-0		0-0-0		0-0-0		AWAY		1-2-0		0-0-0		1-2-0												
0-0-0		0-0-0		0-0-0		NEUTRAL		0-0-0		0-0-0		0-0-0												
RPI	S	Opponent		Score		RPI	S	Opponent		Score		RPI	S	Opponent		Score		RPI	S	Opponent		Score		
1	A	Florida		4	5	26	H	UNCW		3	2	61	A	Jacksonville		2	6	133	A	UCF		4	5	
1	H	Florida		2	6	26	H	UNCW		12	11	61	A	Jacksonville		7	4	133	H	UCF		4	3	
						26	H	UNCW		13	1	61	A	Jacksonville		0	8	148	H	Stetson		5	0	
												61	H	Jacksonville		10	6	148	H	Stetson		5	3	
												76	H	Hartford		8	9	148	H	Stetson		6	2	
												76	H	Hartford		1	2	166	A	South Fla.		7	5	
												76	H	Hartford		2	3	166	H	South Fla.		7	6	
																		169	A	Florida A&M		9	6	
																		169	H	Florida A&M		15	0	
																		183	A	Kennesaw St.		9	2	
																		183	A	Kennesaw St.		4	10	
																		183	A	Kennesaw St.		1	2	
																		206	A	Bethune-Cookman		13	1	
																		206	A	Bethune-Cookman		1	4	
																		206	H	Bethune-Cookman		12	6	
																		210	H	George Washington		10	7	
																		210	H	George Washington		6	7	
																		210	H	George Washington		2	0	
																		219	H	Quinnipiac		6	5	
																		219	H	Quinnipiac		12	8	
																		219	H	Quinnipiac		0	3	
																		223	H	Penn		17	5	
																		223	H	Penn		2	3	
																		223	H	Penn		5	3	
																		229	H	Dartmouth		17	3	
																		229	H	Dartmouth		8	6	
																		288	A	Savannah St.		7	3	

166	A	South Fla.	7	5
61	A	Jacksonville	0	8

RPI	S	Opponent	Score	
288	H	Savannah St.	7	4

North Florida

N
o
r
t
h
F
l
o
r
i
d
a

N
o
r
t
h
F
l
o
r
i
d
a

Duke				Through Games Of April 25, 2016													
Average RPI Win: 123		WON-LOST	WINNING	LAST 15	STRENGTH OF		OPP. STRENGTH	TEAM	ADJ		CONF.	ADJ CONF.					
Average RPI Loss: 49		RECORD	PCT. RANK	GAMES	SCHEDULE		OF SCHEDULE	RPI	RPI		RPI	RPI					
DIV. I ONLY		23-18-0	.56098	105	11-4-0		28	20	63	.54899	63	2	2				
DIV. I NON-CONF.		14-6-0	.7	44	4-0-0		100	129	59	.54985	59	1	1				
TOTALS		RPI 1-25		RPI 26-50		W-L RECORDS		RPI 51-100		RPI 101-150		RPI 150+					
23-18-0		5-8-0		5-6-0		OVERALL		1-1-0		2-1-0		10-2-0					
15-11-0		3-6-0		4-4-0		HOME		0-1-0		1-0-0		7-0-0					
7-6-0		2-2-0		1-2-0		AWAY		0-0-0		1-0-0		3-2-0					
1-1-0		0-0-0		0-0-0		NEUTRAL		1-0-0		0-1-0		0-0-0					
14-6-0		0-1-0		3-2-0		NON-CONFERENCE		1-1-0		2-1-0		8-1-0					
11-3-0		0-0-0		3-2-0		HOME		0-1-0		1-0-0		7-0-0					
2-2-0		0-1-0		0-0-		AWAY		0-0-0		1-0-0		1-1-0					
1-1-0		0-0-0		0-0-0		NEUTRAL		1-0-0		0-1-0		0-0-0					
9-12-0		5-7-0		2-4-0		CONFERENCE		0-0-0		0-0-0		2-1-0					
4-8-0		3-6-0		1-2-0		HOME		0-0-0		0-0-0		0-0-0					
5-4-0		2-1-0		1-2-0		AWAY		0-0-0		0-0-0		2-1-0					
0-0-0		0-0-0		0-0-0		NEUTRAL		0-0-0		0-0-0		0-0-0					
RPI	S	Opponent		Score		RPI	S	Opponent		Score		RPI	S	Opponent		Score	
7	H	Miami (FL)		12 5		29	H	Virginia		3 0		93	H	Penn St.		1 2	
7	H	Miami (FL)		2 14		29	H	Virginia		6 7		100	N	Ohio St.		8 1	
7	H	Miami (FL)		0 9		29	H	Virginia		0 6							
9	A	Coastal Caro.		6 10		31	A	Wake Forest		2 3							
11	H	Clemson		2 1		31	A	Wake Forest		3 2							
11	H	Clemson		5 3		31	A	Wake Forest		0 12							
11	H	Clemson		2 3		32	H	East Carolina		6 8							
16	H	North Carolina		2 11		45	H	California		5 4							
16	H	North Carolina		2 12		45	H	California		6 5							
16	H	North Carolina		2 8		45	H	California		2 5							
22	A	Georgia Tech		14 13		46	H	UNCG		7 4							
22	A	Georgia Tech		2 3													
22	A	Georgia Tech		10 4													

Non-Div. I Games:

Duke

7	H	Miami (FL)	12	5
7	H	Miami (FL)	2	14

D
u
k
e

D
u
k
e

Average RPI Win:		126	WON-LOST RECORD		WINNING PCT. RANK		LAST 15 GAMES		STRENGTH OF SCHEDULE		OPP. STRENGTH OF SCHEDULE		TEAM RPI		ADJ RPI		CONF. RPI		ADJ CONF. RPI				
DIV. I ONLY		25-13-0		.65789		45		9-6-0		115		43		64		.54874		64		9		9	
DIV. I NON-CONF.		18-11-0		.62069		75		2-4-0		205		36		116		.51963		116		12		12	
TOTALS		RPI 1-25		RPI 26-50		W-L RECORDS		RPI 51-100		RPI 101-150		RPI 150+											
25-13-0		4-0-0		0-1-0		OVERALL		4-3-0		6-3-0		11-6-0											
18-6-0		4-0-0		0-1-0		HOME		4-3-0		4-0-0		6-2-0											
7-7-0		0-0-0		0-0-0		AWAY		0-0-0		2-3-0		5-4-0											
0-0-0		0-0-0		0-0-0		NEUTRAL		0-0-0		0-0-0		0-0-0											
18-11-0		1-0-0		0-1-0		NON-CONFERENCE		2-2-0		6-3-0		9-5-0											
13-5-0		1-0-0		0-1-0		HOME		2-2-0		4-0-0		6-2-0											
5-6-0		0-0-0		0-0-		AWAY		0-0-0		2-3-0		3-3-0											
0-0-0		0-0-0		0-0-0		NEUTRAL		0-0-0		0-0-0		0-0-0											
7-2-0		3-0-0		0-0-0		CONFERENCE		2-1-0		0-0-0		2-1-0											
5-1-0		3-0-0		0-0-0		HOME		2-1-0		0-0-0		0-0-0											
2-1-0		0-0-0		0-0-0		AWAY		0-0-0		0-0-0		2-1-0											
0-0-0		0-0-0		0-0-0		NEUTRAL		0-0-0		0-0-0		0-0-0											
RPI	S	Opponent		Score		RPI	S	Opponent		Score		RPI	S	Opponent		Score							
10	H	UC Santa Barbara		7	0	45	H	California		1	7	58	H	Cal St. Fullerton		1	2	112	A	Pepperdine		4	12
10	H	UC Santa Barbara		4	3							58	H	Cal St. Fullerton		6	3	112	H	Pepperdine		6	5
10	H	UC Santa Barbara		10	5							58	H	Cal St. Fullerton		1	0	137	H	San Francisco		7	6
25	H	Michigan		5	1							69	H	UCLA		6	2	137	H	San Francisco		2	1
												69	H	UCLA		0	19	137	H	San Francisco		10	5
												69	H	UCLA		6	7	138	A	Sacramento St.		4	0
												80	H	Fresno St.		7	1	138	A	Sacramento St.		2	3
																		138	A	Sacramento St.		6	4
																		149	A	Santa Clara		1	10
																		156	A	Grand Canyon		7	0
																		156	A	Grand Canyon		3	16
																		156	A	Grand Canyon		2	3
																		164	A	Wichita St.		7	6
																		164	A	Wichita St.		7	2
																		164	A	Wichita St.		0	6
																		179	H	Pacific		19	2
																		179	H	Pacific		7	6
																		179	H	Pacific		6	2
																		179	H	Pacific		6	3
																		189	A	Hawaii		5	2
																		189	A	Hawaii		3	6
																		189	A	Hawaii		5	4
																		195	H	San Jose St.		7	4
																		195	H	San Jose St.		5	8
																		195	H	San Jose St.		7	9
																		251	H	CSU Bakersfield		8	4
LAST 15 GAMES																							
10	H	UC Santa Barbara		4	3	45	H	California		1	7	58	H	Cal St. Fullerton		6	3	195	H	San Jose St.		7	4
10	H	UC Santa Barbara		10	5							58	H	Cal St. Fullerton		1	0	195	H	San Jose St.		5	8
10	H	UC Santa Barbara		7	0							58	H	Cal St. Fullerton		1	0	195	H	San Jose St.		7	9
80	H	Fresno St.		7	1																		
189	A	Hawaii		5	2																		

Non-Div. I Games:

Cal Poly

189 A Hawaii	5	4
189 A Hawaii	3	6

C
a
l
P
o
l
y

C
a
l
P
o
l
y

Average RPI Win:	150	WON-LOST	WINNING	LAST 15	STRENGTH OF	OPP. STRENGTH	TEAM	ADJ	CONF.	ADJ CONF.	
Average RPI Loss:	127	RECORD	PCT. RANK	GAMES	SCHEDULE	OF SCHEDULE	RPI	RPI	RPI	RPI	
DIV. I ONLY	26-13-0	.66667	42	9-6-0	114	127	65	.54825	65	21	21
DIV. I NON-CONF.	12-9-0	.57143	107	4-2-0	54	75	80	.53924	80	21	21
<hr/>											
TOTALS	RPI 1-25	RPI 26-50		W-L RECORDS		RPI 51-100		RPI 101-150		RPI 150+	
26-13-0	0-0-0	1-2-0		OVERALL		10-2-0		2-4-0		13-5-0	
15-7-0	0-0-0	1-2-0		HOME		9-2-0		1-1-0		4-2-0	
11-6-0	0-0-0	0-0-0		AWAY		1-0-0		1-3-0		9-3-0	
0-0-0	0-0-0	0-0-0		NEUTRAL		0-0-0		0-0-0		0-0-0	
<hr/>											
12-9-0	0-0-0	0-0-0		NON-CONFERENCE		7-2-0		2-4-0		3-3-0	
9-4-0	0-0-0	0-0-0		HOME		6-2-0		1-1-0		2-1-0	
3-5-0	0-0-0	0-0-		AWAY		1-0-0		1-3-0		1-2-0	
0-0-0	0-0-0	0-0-0		NEUTRAL		0-0-0		0-0-0		0-0-0	
<hr/>											
14-4-0	0-0-0	1-2-0		CONFERENCE		3-0-0		0-0-0		10-2-0	
6-3-0	0-0-0	1-2-0		HOME		3-0-0		0-0-0		2-1-0	
8-1-0	0-0-0	0-0-0		AWAY		0-0-0		0-0-0		8-1-0	
0-0-0	0-0-0	0-0-0		NEUTRAL		0-0-0		0-0-0		0-0-0	
<hr/>											
RPI S	Opponent	Score	RPI S	Opponent	Score	RPI S	Opponent	Score	RPI S	Opponent	Score
			37 H	Southeast Mo. St.	6 2	67 H	Austin Peay	6 1	105 A	Samford	7 10
			37 H	Southeast Mo. St.	2 11	67 H	Austin Peay	25 12	105 H	Samford	6 7
			37 H	Southeast Mo. St.	6 13	67 H	Austin Peay	8 5	116 H	UAB	11 10
						70 H	Oral Roberts	8 3	128 A	Southern Ill.	2 3
						77 H	Valparaiso	4 14	128 A	Southern Ill.	3 13
						77 H	Valparaiso	9 3	128 A	Southern Ill.	9 5
						77 H	Valparaiso	11 10	172 H	Alabama St.	7 1
						78 H	Western Ky.	8 7	172 H	Alabama St.	5 8
						78 H	Western Ky.	5 4	183 A	Kennesaw St.	9 11
						78 H	Western Ky.	9 7	183 A	Kennesaw St.	2 3
						82 A	Troy	8 7	183 A	Kennesaw St.	10 5
						82 H	Troy	0 10	183 H	Kennesaw St.	10 2
									205 H	Murray St.	11 4
									205 H	Murray St.	5 6
									205 H	Murray St.	22 7
									211 A	Tennessee Tech	15 14
									211 A	Tennessee Tech	9 3
									211 A	Tennessee Tech	6 7
									238 A	SIUE	13 4
									238 A	SIUE	9 6
									238 A	SIUE	9 7
LAST 15 GAMES									267 A	Eastern Ill.	6 4
			37 H	Southeast Mo. St.	2 11	82 A	Troy	8 7	267 A	Eastern Ill.	4 3
			37 H	Southeast Mo. St.	6 13	205 H	Murray St.	5 6	267 A	Eastern Ill.	10 3
			37 H	Southeast Mo. St.	6 2	205 H	Murray St.	22 7			
			183 H	Kennesaw St.	10 2						
			211 A	Tennessee Tech	15 14						

Non-Div. I Games:

Jacksonville St.

211 A Tennessee Tech	6	7
211 A Tennessee Tech	9	3

J
a
c
k
s
o
n
v
i
l
l
e
s
t
.

J
a
c
k
s
o
n
v
i
l
l
e
s
t
.

Average RPI Win: 123		WON-LOST RECORD		WINNING PCT. RANK		LAST 15 GAMES		STRENGTH OF SCHEDULE		OPP. STRENGTH OF SCHEDULE		TEAM RPI		ADJ RPI		CONF. RPI		ADJ CONF. RPI				
DIV. I ONLY		21-18-0		.53846 118		8-7-0		78		92		66		.54812 66		7		7				
DIV. I NON-CONF.		15-13-0		.53571 130		3-2-0		129		131		85		.53654 85		7		7				
TOTALS		RPI 1-25		RPI 26-50		W-L RECORDS		RPI 51-100		RPI 101-150		RPI 150+										
21-18-0		0-3-0		3-3-0		OVERALL		6-1-0		6-8-0		6-3-0										
9-2-0		0-0-0		2-1-0		HOME		3-0-0		0-0-0		4-1-0										
8-16-0		0-3-0		1-2-0		AWAY		2-1-0		4-8-0		1-2-0										
4-0-0		0-0-0		0-0-0		NEUTRAL		1-0-0		2-0-0		1-0-0										
15-13-0		0-3-0		1-0-0		NON-CONFERENCE		3-1-0		5-6-0		6-3-0										
5-1-0		0-0-0		1-0-0		HOME		0-0-0		0-0-0		4-1-0										
6-12-0		0-3-0		0-0-		AWAY		2-1-0		3-6-0		1-2-0										
4-0-0		0-0-0		0-0-0		NEUTRAL		1-0-0		2-0-0		1-0-0										
6-5-0		0-0-0		2-3-0		CONFERENCE		3-0-0		1-2-0		0-0-0										
4-1-0		0-0-0		1-1-0		HOME		3-0-0		0-0-0		0-0-0										
2-4-0		0-0-0		1-2-0		AWAY		0-0-0		1-2-0		0-0-0										
0-0-0		0-0-0		0-0-0		NEUTRAL		0-0-0		0-0-0		0-0-0										
RPI	S	Opponent		Score		RPI	S	Opponent		Score		RPI	S	Opponent		Score						
10	A	UC Santa Barbara		3	5	32	A	East Carolina		5	1	52	A	Boston College		9	4	109	A	CSUN	1	2
10	A	UC Santa Barbara		2	6	32	A	East Carolina		1	2	67	A	Austin Peay		19	4	109	A	CSUN	4	12
10	A	UC Santa Barbara		6	9	32	A	East Carolina		2	3	76	A	Hartford		3	4	115	N	William & Mary	3	2
						35	H	Bryant		6	3	79	H	Houston		9	2	115	N	William & Mary	18	1
						39	H	Tulane		9	4	79	H	Houston		3	2	120	A	Southern California	5	4
						39	H	Tulane		5	14	79	H	Houston		4	1	124	A	Cincinnati	4	2
												89	N	Missouri St.		12	4	124	A	Cincinnati	2	3
																		124	A	Cincinnati	2	3
																		130	A	Liberty	4	5
																		130	A	Liberty	5	8
																		130	A	Liberty	7	5
																		141	A	UTSA	9	6
																		141	A	UTSA	1	2
																		141	A	UTSA	5	6
																		188	A	UMass Lowell	4	2
																		199	H	Yale	8	2
																		201	H	Fairfield	2	1
																		208	A	Columbia	3	4
																		208	H	Columbia	4	3
																		208	H	Columbia	3	0
																		217	H	Central Conn. St.	4	8
																		279	A	Massachusetts	5	9
																		292	N	Alcorn	25	3
				LAST 15 GAMES																		
				32	A	East Carolina		2	3	79	H	Houston		3	2							
				32	A	East Carolina		5	1	35	H	Bryant		6	3							
				32	A	East Carolina		1	2	201	H	Fairfield		2	1							
				188	A	UMass Lowell		4	2													
				279	A	Massachusetts		5	9													

Non-Div. I Games:

UConn

79	H	Houston	9	2
79	H	Houston	4	1

U
C
o
n
n

U
C
o
n
n

A
u
s
t
i
n
P
e
a
y

Austin Peay

225	A	Belmont	6	5
225	A	Belmont	0	15

RPI	S	Opponent	Score	
292	H	Alcorn	12	0

Austin Peay

A
u
s
t
i
n
P
e
a
y

A
u
s
t
i
n
P
e
a
y

Average RPI Win:		165	WON-LOST RECORD		WINNING PCT. RANK		LAST 15 GAMES		STRENGTH OF SCHEDULE		OPP. STRENGTH OF SCHEDULE		TEAM RPI		ADJ RPI		CONF. RPI		ADJ CONF. RPI				
DIV. I ONLY			20-20-0		.5	143	10-5-0		29		201		68		.54621		68	6		6			
DIV. I NON-CONF.			15-13-0		.53571	130	6-1-0		77		192		66		.54786		66	6		6			
TOTALS		RPI 1-25		RPI 26-50			W-L RECORDS			RPI 51-100			RPI 101-150			RPI 150+							
20-20-0		0-3-0		1-2-0			OVERALL			5-9-0			5-3-0			9-3-0							
11-2-0		0-0-0		0-0-0			HOME			2-1-0			4-1-0			5-0-0							
8-18-0		0-3-0		1-2-0			AWAY			3-8-0			1-2-0			3-3-0							
1-0-0		0-0-0		0-0-0			NEUTRAL			0-0-0			0-0-0			1-0-0							
15-13-0		0-3-0		1-2-0			NON-CONFERENCE			2-3-0			3-2-0			9-3-0							
7-0-0		0-0-0		0-0-0			HOME			0-0-0			2-0-0			5-0-0							
7-13-0		0-3-0		1-0-			AWAY			2-3-0			1-2-0			3-3-0							
1-0-0		0-0-0		0-0-0			NEUTRAL			0-0-0			0-0-0			1-0-0							
5-7-0		0-0-0		0-0-0			CONFERENCE			3-6-0			2-1-0			0-0-0							
4-2-0		0-0-0		0-0-0			HOME			2-1-0			2-1-0			0-0-0							
1-5-0		0-0-0		0-0-0			AWAY			1-5-0			0-0-0			0-0-0							
0-0-0		0-0-0		0-0-0			NEUTRAL			0-0-0			0-0-0			0-0-0							
RPI	S	Opponent		Score		RPI	S	Opponent		Score		RPI	S	Opponent		Score		RPI	S	Opponent		Score	
7	A	Miami (FL)		1	4	27	A	Fla. Atlantic		8	9	55	A	Old Dominion		2	4	111	A	Seton Hall		6	7
7	A	Miami (FL)		1	8	27	A	Fla. Atlantic		2	3	55	A	Old Dominion		4	7	111	H	Seton Hall		3	2
7	A	Miami (FL)		0	2	27	A	Fla. Atlantic		5	4	55	A	Old Dominion		5	2	117	H	Indiana		2	9
												72	A	Michigan St.		4	5	117	H	Indiana		3	2
												72	A	Michigan St.		5	6	117	H	Indiana		7	1
												72	A	Michigan St.		2	5	119	A	Saint Joseph's		6	4
												93	H	Penn St.		5	7	119	H	Saint Joseph's		11	1
												93	H	Penn St.		6	4	150	A	Navy		2	3
												93	H	Penn St.		5	0	159	A	Monmouth		2	12
												94	A	FGCU		9	2	159	H	Monmouth		20	4
												94	A	FGCU		6	9	192	H	Fordham		5	0
												100	A	Ohio St.		7	4	220	A	Rider		2	3
												100	A	Ohio St.		3	11	242	N	NJIT		10	3
												100	A	Ohio St.		1	2	261	H	Lafayette		11	3
																		275	H	Iona		13	8
																		278	A	Wagner		8	0
																		283	A	George Mason		8	6
																		283	A	George Mason		11	5
																		283	A	George Mason		5	6
																		290	H	Delaware St.		12	8
						LAST 15 GAMES																	
						93	H	Penn St.		5	7	100	A	Ohio St.		7	4						
						93	H	Penn St.		6	4	111	H	Seton Hall		3	2						
						93	H	Penn St.		5	0	111	A	Seton Hall		6	7						
						278	A	Wagner		8	0												
						290	H	Delaware St.		12	8												

Non-Div. I Games:

Rutgers

100 A Ohio St.	1	2
100 A Ohio St.	3	11

R
u
t
g
e
r
s

R
u
t
g
e
r
s

Average RPI Win:		96	WON-LOST RECORD		WINNING PCT. RANK		LAST 15 GAMES		STRENGTH OF SCHEDULE		OPP. STRENGTH OF SCHEDULE		TEAM RPI		ADJ RPI		CONF. RPI		ADJ CONF. RPI				
DIV. I ONLY			19-18-0		.51351 136		7-8-0		23		11		69		.54585 69		3		3				
DIV. I NON-CONF.			9-9-0		.5 145		2-1-0		10		7		63		.54804 63		3		3				
TOTALS		RPI 1-25		RPI 26-50		W-L RECORDS		RPI 51-100		RPI 101-150		RPI 150+											
19-18-0		2-3-0		2-7-0		OVERALL		4-5-0		8-3-0		3-0-0											
13-8-0		2-2-0		0-0-0		HOME		2-4-0		6-2-0		3-0-0											
5-10-0		0-1-0		2-7-0		AWAY		2-1-0		1-1-0		0-0-0											
1-0-0		0-0-0		0-0-0		NEUTRAL		0-0-0		1-0-0		0-0-0											
9-9-0		2-3-0		0-0-0		NON-CONFERENCE		3-3-0		4-3-0		0-0-0											
6-6-0		2-2-0		0-0-0		HOME		1-2-0		3-2-0		0-0-0											
3-3-0		0-1-0		0-0-		AWAY		2-1-0		1-1-0		0-0-0											
0-0-0		0-0-0		0-0-0		NEUTRAL		0-0-0		0-0-0		0-0-0											
10-9-0		0-0-0		2-7-0		CONFERENCE		1-2-0		4-0-0		3-0-0											
7-2-0		0-0-0		0-0-0		HOME		1-2-0		3-0-0		3-0-0											
2-7-0		0-0-0		2-7-0		AWAY		0-0-0		0-0-0		0-0-0											
1-0-0		0-0-0		0-0-0		NEUTRAL		0-0-0		1-0-0		0-0-0											
RPI	S	Opponent		Score		RPI	S	Opponent		Score		RPI	S	Opponent		Score							
10	A	UC Santa Barbara		6	11	30	A	Arizona		1	6	58	H	Cal St. Fullerton		7	14						
13	H	Mississippi St.		2	1	30	A	Arizona		4	3	64	A	Cal Poly		7	6						
16	H	North Carolina		6	5	30	A	Arizona		5	6	64	A	Cal Poly		19	0						
16	H	North Carolina		0	4	45	A	California		1	9	64	A	Cal Poly		2	6						
16	H	North Carolina		5	14	45	A	California		2	8	70	H	Long Beach St.		1	10						
						45	A	California		3	5	86	H	Stanford		1	4						
						49	A	Washington		1	0	86	H	Stanford		6	5						
						49	A	Washington		7	8	86	H	Stanford		2	8						
						49	A	Washington		4	7	95	H	Loyola Marymount		6	5						
LAST 15 GAMES																							
101 H Oregon						13 1						95 H Loyola Marymount						6 5					
101 H Oregon						4 2						86 H Stanford						2 8					
101 H Oregon						6 3						86 H Stanford						6 5					
112 A Pepperdine						10 6																	
49 A Washington						4 7																	

Non-Div. I Games:

UCLA

49 A Washington	7	8
49 A Washington	1	0

U
C
L
A

U
C
L
A

[illegible]

Non-Div. I Games:

Oral Roberts

207	H	Omaha	6	4
24	A	Oklahoma St.	4	0

RPI	S	Opponent	Score	
259	A	Western Ill.	11	1
259	A	Western Ill.	4	9

Oral Roberts

O
r
a
l
R
o
b
e
r
t
s

O
r
a
l
R
o
b
e
r
t
s

Average RPI Win: 116		WON-LOST RECORD		WINNING PCT. RANK		LAST 15 GAMES		STRENGTH OF SCHEDULE		OPP. STRENGTH OF SCHEDULE		TEAM RPI		ADJ RPI		CONF. RPI		ADJ CONF. RPI					
Average RPI Loss: 116																							
DIV. I ONLY		22-16-0		.57895		94		6-9-0		42		146		70		.54523		70		9		9	
DIV. I NON-CONF.		14-9-0		.6087		82		0-3-0		114		133		109		.52521		109		12		12	
TOTALS		RPI 1-25		RPI 26-50		W-L RECORDS		RPI 51-100		RPI 101-150		RPI 150+											
22-16-0		1-2-0		0-0-0		OVERALL		9-4-0		6-5-0		6-5-0											
14-8-0		1-2-0		0-0-0		HOME		6-2-0		2-2-0		5-2-0											
8-8-0		0-0-0		0-0-0		AWAY		3-2-0		4-3-0		1-3-0											
0-0-0		0-0-0		0-0-0		NEUTRAL		0-0-0		0-0-0		0-0-0											
14-9-0		0-0-0		0-0-0		NON-CONFERENCE		7-3-0		2-3-0		5-3-0											
11-5-0		0-0-0		0-0-0		HOME		6-2-0		0-1-0		5-2-0											
3-4-0		0-0-0		0-0-		AWAY		1-1-0		2-2-0		0-1-0											
0-0-0		0-0-0		0-0-0		NEUTRAL		0-0-0		0-0-0		0-0-0											
8-7-0		1-2-0		0-0-0		CONFERENCE		2-1-0		4-2-0		1-2-0											
3-3-0		1-2-0		0-0-0		HOME		0-0-0		2-1-0		0-0-0											
5-4-0		0-0-0		0-0-0		AWAY		2-1-0		2-1-0		1-2-0											
0-0-0		0-0-0		0-0-0		NEUTRAL		0-0-0		0-0-0		0-0-0											
RPI	S	Opponent		Score		RPI	S	Opponent		Score		RPI	S	Opponent		Score		RPI	S	Opponent		Score	
10	H	UC Santa Barbara		3 4								107	A	Oklahoma		7 3							
10	H	UC Santa Barbara		2 0								107	A	Oklahoma		3 6							
10	H	UC Santa Barbara		1 3								107	A	Oklahoma		6 3							
												69	A	UCLA		10 1							
												80	A	Fresno St.		5 10							
												80	H	Fresno St.		4 3							
												83	H	Nebraska		3 1							
												83	H	Nebraska		2 9							
												83	H	Nebraska		1 0							
												85	H	Arizona St.		3 1							
												85	H	Arizona St.		5 2							
												85	H	Arizona St.		2 9							
												95	H	Loyola Marymount		6 4							

Non-Div. I Games:

Long Beach St.

118 H UC Irvine	8	3
118 H UC Irvine	3	2

L
o
n
g
B
e
a
c
h
S
t
.

L
o
n
g
B
e
a
c
h
S
t
.

Average RPI Win: 156		WON-LOST RECORD		WINNING PCT. RANK		LAST 15 GAMES		STRENGTH OF SCHEDULE		OPP. STRENGTH OF SCHEDULE		TEAM RPI		ADJ RPI		CONF. RPI		ADJ CONF. RPI					
DIV. I ONLY		27-10-0		.72973		22		9-6-0		206		111		72		.54413		72		6		6	
DIV. I NON-CONF.		18-6-0		.75		28		3-2-0		237		112		75		.53998		75		6		6	
TOTALS		RPI 1-25		RPI 26-50		W-L RECORDS		RPI 51-100		RPI 101-150		RPI 150+											
27-10-0		1-1-0		0-1-0		OVERALL		7-1-0		5-3-0		14-4-0											
8-5-0		1-0-0		0-1-0		HOME		3-0-0		2-3-0		2-1-0											
7-4-0		0-0-0		0-0-0		AWAY		2-1-0		0-0-0		5-3-0											
12-1-0		0-1-0		0-0-0		NEUTRAL		2-0-0		3-0-0		7-0-0											
18-6-0		0-1-0		0-1-0		NON-CONFERENCE		2-0-0		4-1-0		12-3-0											
3-3-0		0-0-0		0-1-0		HOME		0-0-0		1-1-0		2-1-0											
3-2-0		0-0-0		0-0-		AWAY		0-0-0		0-0-0		3-2-0											
12-1-0		0-1-0		0-0-0		NEUTRAL		2-0-0		3-0-0		7-0-0											
9-4-0		1-0-0		0-0-0		CONFERENCE		5-1-0		1-2-0		2-1-0											
5-2-0		1-0-0		0-0-0		HOME		3-0-0		1-2-0		0-0-0											
4-2-0		0-0-0		0-0-0		AWAY		2-1-0		0-0-0		2-1-0											
0-0-0		0-0-0		0-0-0		NEUTRAL		0-0-0		0-0-0		0-0-0											
RPI	S	Opponent		Score		RPI	S	Opponent		Score		RPI	S	Opponent		Score							
19	N	Southern Miss.		0	2	44	H	Notre Dame		0	1	68	H	Rutgers		5	4						
25	H	Michigan		11	5							101	H	Oregon		3	2						
												68	H	Rutgers		6	5						
												68	H	Rutgers		5	2						
												82	N	Troy		3	0						
												93	A	Penn St.		6	7						
												93	A	Penn St.		5	2						
												93	A	Penn St.		7	0						
												94	N	FGCU		7	6						
												107	N	Auburn		3	0						
												117	H	Indiana		4	8						
												117	H	Indiana		2	3						
												117	H	Indiana		9	0						
												119	N	Saint Joseph's		8	7						
												133	N	UCF		6	2						
												136	H	Oakland		1	3						
												152	N	Texas St.		3	2						
												155	A	Furman		15	8						
												162	N	Presbyterian		11	5						
												166	A	South Fla.		11	1						
												166	A	South Fla.		5	7						
												166	A	South Fla.		0	2						
												176	H	Eastern Mich.		2	4						
												181	N	North Dakota St.		9	5						
												192	N	Fordham		7	2						
												231	A	A&M-Corpus Christi		9	3						
												246	N	Illinois St.		15	0						
												254	H	Western Mich.		6	5						
												256	A	Purdue		2	5						
												256	A	Purdue		5	3						
												256	A	Purdue		11	0						
												263	H	Central Mich.		4	1						
												263	N	Central Mich.		7	3						
												280	N	Butler		9	2						
						LAST 15 GAMES																	
						117	H	Indiana		4	8	256	A	Purdue		11	0						
						117	H	Indiana		9	0	263	N	Central Mich.		7	3						
						117	H	Indiana		2	3	25	H	Michigan		11	5						
						254	H	Western Mich.		6	5												
						44	H	Notre Dame		0	1												

Non-Div. I Games:

Michigan St.

256 A Purdue	2	5
256 A Purdue	5	3

M
i
c
h
i
g
a
n
s
t
.

M
i
c
h
i
g
a
n
s
t
.

Average RPI Win:	185	WON-LOST	WINNING	LAST 15		STRENGTH OF	OPP. STRENGTH	TEAM	ADJ	CONF.	ADJ CONF.	
Average RPI Loss:	97	RECORD	PCT. RANK	GAMES		SCHEDULE	OF SCHEDULE	RPI	RPI	RPI	RPI	
DIV. I ONLY		28-12-0	.7	32	11-4-0	240	72	73	.5437	73	18	18
DIV. I NON-CONF.		16-9-0	.64	70	5-2-0	177	18	48	.55739	48	14	14
<hr/>												
TOTALS	RPI 1-25	RPI 26-50		W-L RECORDS		RPI 51-100		RPI 101-150		RPI 150+		
28-12-0	1-3-0	1-2-0		OVERALL		2-3-0		3-0-0		21-4-0		
9-3-0	0-0-0	0-0-0		HOME		0-0-0		0-0-0		9-3-0		
18-9-0	1-3-0	1-2-0		AWAY		2-3-0		2-0-0		12-1-0		
1-0-0	0-0-0	0-0-0		NEUTRAL		0-0-0		1-0-0		0-0-0		
16-9-0	1-3-0	1-2-0		NON-CONFERENCE		0-2-0		3-0-0		11-2-0		
4-2-0	0-0-0	0-0-0		HOME		0-0-0		0-0-0		4-2-0		
11-7-0	1-3-0	1-0-		AWAY		0-2-0		2-0-0		7-0-0		
1-0-0	0-0-0	0-0-0		NEUTRAL		0-0-0		1-0-0		0-0-0		
12-3-0	0-0-0	0-0-0		CONFERENCE		2-1-0		0-0-0		10-2-0		
5-1-0	0-0-0	0-0-0		HOME		0-0-0		0-0-0		5-1-0		
7-2-0	0-0-0	0-0-0		AWAY		2-1-0		0-0-0		5-1-0		
0-0-0	0-0-0	0-0-0		NEUTRAL		0-0-0		0-0-0		0-0-0		
RPI S	Opponent	Score		RPI S	Opponent	Score		RPI S	Opponent	Score		
2 A	Louisville	1	9	28 A	Georgia	3	4	57 A	High Point	6	11	
8 A	North Carolina St.	4	8	28 A	Georgia	1	5	57 A	High Point	4	5	
8 A	North Carolina St.	10	8	28 A	Georgia	3	1	77 A	Valparaiso	2	3	
8 A	North Carolina St.	1	6					77 A	Valparaiso	7	3	
								77 A	Valparaiso	9	6	

Non-Div. I Games:

Wright St.

Wright St.

234	A	Toledo	11	5
234	H	Toledo	3	9

Through Games Of April 25, 2016

RPI	S	Opponent	Score	
258	A	Dayton	1	0

Wright St.

W
r
i
g
h
t
S
t
.

W
r
i
g
h
t
S
t
.

Average RPI Win:	136	WON-LOST RECORD	WINNING PCT. RANK	LAST 15 GAMES	STRENGTH OF SCHEDULE	OPP. STRENGTH OF SCHEDULE	TEAM RPI	ADJ RPI	CONF. RPI	ADJ CONF. RPI	
Average RPI Loss:	91										
DIV. I ONLY	23-13-0	.63889	57	9-6-0	133	51	74	.54334	74	4	4
DIV. I NON-CONF.	13-5-0	.72222	37	2-1-0	161	100	51	.55481	51	4	4
<hr/>											
TOTALS	RPI 1-25	RPI 26-50		W-L RECORDS		RPI 51-100		RPI 101-150		RPI 150+	
23-13-0	1-1-0	0-1-0		OVERALL		8-6-0		7-4-0		7-1-0	
14-5-0	1-0-0	0-0-0		HOME		4-2-0		4-2-0		5-1-0	
7-8-0	0-1-0	0-1-0		AWAY		4-4-0		3-2-0		0-0-0	
2-0-0	0-0-0	0-0-0		NEUTRAL		0-0-0		0-0-0		2-0-0	
13-5-0	1-1-0	0-1-0		NON-CONFERENCE		3-2-0		4-1-0		5-0-0	
8-2-0	1-0-0	0-0-0		HOME		2-1-0		2-1-0		3-0-0	
3-3-0	0-1-0	0-0-		AWAY		1-1-0		2-0-0		0-0-0	
2-0-0	0-0-0	0-0-0		NEUTRAL		0-0-0		0-0-0		2-0-0	
10-8-0	0-0-0	0-0-0		CONFERENCE		5-4-0		3-3-0		2-1-0	
6-3-0	0-0-0	0-0-0		HOME		2-1-0		2-1-0		2-1-0	
4-5-0	0-0-0	0-0-0		AWAY		3-3-0		1-2-0		0-0-0	
0-0-0	0-0-0	0-0-0		NEUTRAL		0-0-0		0-0-0		0-0-0	
<hr/>											
RPI S	Opponent	Score		RPI S	Opponent	Score		RPI S	Opponent	Score	
12 H	La.-Lafayette	6	2	42 A	New Orleans	6	9	55 H	Old Dominion	12	0
14 A	LSU	3	6					103 A	Little Rock	7	4
								55 H	Old Dominion	2	4
								55 H	Old Dominion	11	4
								75 A	McNeese St.	1	3
								77 H	Valparaiso	7	5
								77 H	Valparaiso	7	2
								77 H	Valparaiso	3	8
								78 A	Western Ky.	3	6
								78 A	Western Ky.	12	9
								78 A	Western Ky.	3	1
								92 A	Arkansas	3	2
								99 A	Marshall	10	6
								99 A	Marshall	4	7
								99 A	Marshall	4	10
								114 H	UT Arlington	4	5
								114 H	UT Arlington	12	8
								114 H	UT Arlington	8	3
								116 A	UAB	0	7
								116 A	UAB	5	4
								116 A	UAB	8	10
								135 H	FIU	5	0
								135 H	FIU	0	1
								135 H	FIU	6	1
								142 A	La.-Monroe	7	1
								165 H	Charlotte	5	2
								165 H	Charlotte	4	7
								165 H	Charlotte	3	2
								221 H	Grambling	10	2
								221 H	Grambling	7	3
								292 H	Alcorn	15	4
								293 N	Southern U.	15	0
								296 N	Prairie View	7	0
<hr/>											
				LAST 15 GAMES							
				55 H	Old Dominion	12	0	75 A	McNeese St.	1	3
				55 H	Old Dominion	2	4	78 A	Western Ky.	3	1
				55 H	Old Dominion	11	4	78 A	Western Ky.	12	9
				221 H	Grambling	7	3				
				135 H	FIU	5	0				

Non-Div. I Games:

Louisiana Tech

135 H FIU	6	1
135 H FIU	0	1

L
o
u
i
s
i
a
n
a
T
e
c
h

L
o
u
i
s
i
a
n
a
T
e
c
h

Average RPI Win:	115	WON-LOST	WINNING	LAST 15	STRENGTH OF	OPP. STRENGTH	TEAM	ADJ	CONF.	ADJ CONF.		
Average RPI Loss:	117	RECORD	PCT. RANK	GAMES	SCHEDULE	OF SCHEDULE	RPI	RPI	RPI	RPI		
DIV. I ONLY		23-14-0	.62162	68	10-5-0	98	44	75	.54268	75	12	12
DIV. I NON-CONF.		10-6-0	.625	72	3-0-0	122	25	83	.53715	83	9	9
<hr/>												
TOTALS	RPI 1-25	RPI 26-50		W-L RECORDS		RPI 51-100		RPI 101-150		RPI 150+		
23-14-0	2-0-0	6-3-0		OVERALL		3-3-0		6-5-0		6-3-0		
14-9-0	1-0-0	1-2-0		HOME		3-2-0		5-3-0		4-2-0		
9-5-0	1-0-0	5-1-0		AWAY		0-1-0		1-2-0		2-1-0		
0-0-0	0-0-0	0-0-0		NEUTRAL		0-0-0		0-0-0		0-0-0		
10-6-0	2-0-0	0-0-0		NON-CONFERENCE		2-1-0		6-5-0		0-0-0		
8-3-0	1-0-0	0-0-0		HOME		2-0-0		5-3-0		0-0-0		
2-3-0	1-0-0	0-0-		AWAY		0-1-0		1-2-0		0-0-0		
0-0-0	0-0-0	0-0-0		NEUTRAL		0-0-0		0-0-0		0-0-0		
13-8-0	0-0-0	6-3-0		CONFERENCE		1-2-0		0-0-0		6-3-0		
6-6-0	0-0-0	1-2-0		HOME		1-2-0		0-0-0		4-2-0		
7-2-0	0-0-0	5-1-0		AWAY		0-0-0		0-0-0		2-1-0		
0-0-0	0-0-0	0-0-0		NEUTRAL		0-0-0		0-0-0		0-0-0		
RPI	S	Opponent	Score	RPI	S	Opponent	Score	RPI	S	Opponent	Score	
12	H	La.-Lafayette	7 2	34	H	Northwestern St.	2 1	56	H	Southeastern La.	0 4	
14	A	LSU	7 0	34	H	Northwestern St.	1 7	56	H	Southeastern La.	7 8	
				34	H	Northwestern St.	7 8	56	H	Southeastern La.	7 6	
				42	A	New Orleans	6 1	74	H	Louisiana Tech	3 1	
				42	A	New Orleans	7 3	79	A	Houston	1 14	
				42	A	New Orleans	13 3	79	H	Houston	4 1	
				47	A	Lamar	1 5					
				47	A	Lamar	5 4					
				47	A	Lamar	1 0					
				LAST 15 GAMES								
				56	H	Southeastern La.	7 6	14	A	LSU	7 0	
				56	H	Southeastern La.	0 4	42	A	New Orleans	13 3	
				56	H	Southeastern La.	7 8	42	A	New Orleans	7 3	
				47	A	Lamar	1 0					
				47	A	Lamar	5 4					

Non-Div. I Games:

McNeese St.

47	A	Lamar	1	5
74	H	Louisiana Tech	3	1

M
c
N
e
e
s
e
s
t
.

M
c
N
e
e
s
e
s
t
.

H
a
r
t
f
o
r
d

Hartford

139	A	Binghamton	1	12
139	A	Binghamton	3	5

RPI	S	Opponent	Score	
268	H	Maine	4	1
268	H	Maine	6	5

Hartford

H
a
r
t
f
o
r
d

H
a
r
t
f
o
r
d

Average RPI Win:	169	WON-LOST	WINNING	LAST 15	STRENGTH OF	OPP. STRENGTH	TEAM	ADJ	CONF.	ADJ CONF.	
Average RPI Loss:	84	RECORD	PCT. RANK	GAMES	SCHEDULE	OF SCHEDULE	RPI	RPI	RPI	RPI	
DIV. I ONLY	17-18-0	.48571	160	0-0-0	67	179	77	.53878	77	18	18
DIV. I NON-CONF.	7-13-0	.35	228	0-0-0	36	66	102	.52732	102	14	14
<hr/>											
TOTALS	RPI 1-25	RPI 26-50		W-L RECORDS		RPI 51-100		RPI 101-150		RPI 150+	
17-18-0	0-0-0	1-7-0		OVERALL		3-6-0		3-2-0		10-3-0	
4-3-0	0-0-0	0-0-0		HOME		1-2-0		0-0-0		3-1-0	
13-15-0	0-0-0	1-7-0		AWAY		2-4-0		3-2-0		7-2-0	
0-0-0	0-0-0	0-0-0		NEUTRAL		0-0-0		0-0-0		0-0-0	
<hr/>											
7-13-0	0-0-0	1-7-0		NON-CONFERENCE		2-4-0		1-1-0		3-1-0	
1-1-0	0-0-0	0-0-0		HOME		0-0-0		0-0-0		1-1-0	
6-12-0	0-0-0	1-0-		AWAY		2-4-0		1-1-0		2-0-0	
0-0-0	0-0-0	0-0-0		NEUTRAL		0-0-0		0-0-0		0-0-0	
<hr/>											
10-5-0	0-0-0	0-0-0		CONFERENCE		1-2-0		2-1-0		7-2-0	
3-2-0	0-0-0	0-0-0		HOME		1-2-0		0-0-0		2-0-0	
7-3-0	0-0-0	0-0-0		AWAY		0-0-0		2-1-0		5-2-0	
0-0-0	0-0-0	0-0-0		NEUTRAL		0-0-0		0-0-0		0-0-0	
<hr/>											
RPI	S	Opponent	Score	RPI	S	Opponent	Score	RPI	S	Opponent	Score
				40	A	Dallas Baptist	4 10	65	A	Jacksonville St.	14 4
				40	A	Dallas Baptist	2 9	65	A	Jacksonville St.	3 9
				40	A	Dallas Baptist	6 1	65	A	Jacksonville St.	10 11
				40	A	Dallas Baptist	1 2	73	H	Wright St.	3 2
				42	A	New Orleans	8 9	73	H	Wright St.	6 9
				42	A	New Orleans	3 5	73	H	Wright St.	3 7
				42	A	New Orleans	0 9	74	A	Louisiana Tech	5 7
				44	A	Notre Dame	1 3	74	A	Louisiana Tech	8 3
								74	A	Louisiana Tech	2 7

Non-Div. I Games: Purdue-North Cent. 17 6

Valparaiso

136 A Oakland	3	5
136 A Oakland	11	0

V
a
l
p
a
r
a
i
s
o

V
a
l
p
a
r
a
i
s
o

Average RPI Win:		139	WON-LOST RECORD		WINNING PCT. RANK		LAST 15 GAMES		STRENGTH OF SCHEDULE		OPP. STRENGTH OF SCHEDULE		TEAM RPI		ADJ RPI		CONF. RPI		ADJ CONF. RPI					
DIV. I ONLY			22-18-0		.55		114		8-7-0		85		32		78		.53826		78		4		4	
DIV. I NON-CONF.			13-9-0		.59091		92		2-2-0		64		78		65		.54801		65		4		4	
TOTALS		RPI 1-25		RPI 26-50		W-L RECORDS		RPI 51-100		RPI 101-150		RPI 150+												
22-18-0		0-5-0		3-0-0		OVERALL		3-10-0		9-1-0		7-2-0												
14-6-0		0-1-0		0-0-0		HOME		2-3-0		6-0-0		6-2-0												
6-12-0		0-4-0		2-0-0		AWAY		1-7-0		2-1-0		1-0-0												
2-0-0		0-0-0		1-0-0		NEUTRAL		0-0-0		1-0-0		0-0-0												
13-9-0		0-2-0		3-0-0		NON-CONFERENCE		2-5-0		1-0-0		7-2-0												
7-4-0		0-1-0		0-0-0		HOME		1-1-0		0-0-0		6-2-0												
4-5-0		0-1-0		2-0-		AWAY		1-4-0		0-0-0		1-0-0												
2-0-0		0-0-0		1-0-0		NEUTRAL		0-0-0		1-0-0		0-0-0												
9-9-0		0-3-0		0-0-0		CONFERENCE		1-5-0		8-1-0		0-0-0												
7-2-0		0-0-0		0-0-0		HOME		1-2-0		6-0-0		0-0-0												
2-7-0		0-3-0		0-0-0		AWAY		0-3-0		2-1-0		0-0-0												
0-0-0		0-0-0		0-0-0		NEUTRAL		0-0-0		0-0-0		0-0-0												
RPI	S	Opponent		Score		RPI	S	Opponent		Score		RPI	S	Opponent		Score								
2	A	Louisville		2	14	28	A	Georgia		8	7	54	A	Tennessee		6	0							
2	H	Louisville		0	17	36	A	Kentucky		14	6	55	A	Old Dominion		8	12							
18	A	Rice		2	5	38	N	South Ala.		11	10	55	A	Old Dominion		3	8							
18	A	Rice		2	3							55	A	Old Dominion		2	4							
18	A	Rice		3	9							65	A	Jacksonville St.		7	8							
												65	A	Jacksonville St.		4	5							
												65	A	Jacksonville St.		7	9							
												67	H	Austin Peay		2	16							
												74	H	Louisiana Tech		9	12							
												74	H	Louisiana Tech		1	3							
												74	H	Louisiana Tech		6	3							
												87	A	Evansville		2	6							
												87	H	Evansville		6	5							
														Albany (NY)		4	7							
														Albany (NY)		5	3							
														Albany (NY)		12	2							
														Lipscomb		6	0							
														Belmont		10	4							
														Belmont		3	2							
														Youngstown St.		5	3							
														Youngstown St.		11	1							
														Youngstown St.		7	8							
LAST 15 GAMES																								
						141	H	UTSA		8	5	18	A	Rice		3	9							
						141	H	UTSA		14	10	2	A	Louisville		2	14							
						141	H	UTSA		7	5	74	H	Louisiana Tech		1	3							
						87	A	Evansville		2	6													
						225	H	Belmont		3	2													

Non-Div. I Games:

Western Ky.

18 A Rice	2	3
18 A Rice	2	5

W
e
s
t
e
r
n
K
y
.

W
e
s
t
e
r
n
K
y
.

Average RPI Win:		151	WON-LOST RECORD		WINNING PCT. RANK	LAST 15 GAMES	STRENGTH OF SCHEDULE		OPP. STRENGTH OF SCHEDULE	TEAM RPI	ADJ RPI	CONF. RPI	ADJ CONF. RPI
Average RPI Loss:		68											
DIV. I ONLY			22-16-0		.57895	94	6-8-0		64	57	79	.5375	79
DIV. I NON-CONF.			17-9-0		.65385	61	1-1-0		53	58	52	.55455	52
TOTALS		RPI 1-25	RPI 26-50		W-L RECORDS		RPI 51-100		RPI 101-150		RPI 150+		
22-16-0		0-4-0	4-3-0		OVERALL		1-5-0		5-3-0		12-1-0		
17-6-0		0-2-0	0-0-0		HOME		1-0-0		4-3-0		12-1-0		
4-7-0		0-0-0	4-3-0		AWAY		0-4-0		0-0-0		0-0-0		
1-3-0		0-2-0	0-0-0		NEUTRAL		0-1-0		1-0-0		0-0-0		
17-9-0		0-4-0	3-1-0		NON-CONFERENCE		1-2-0		3-2-0		10-0-0		
13-4-0		0-2-0	0-0-0		HOME		1-0-0		2-2-0		10-0-0		
3-2-0		0-0-0	3-0-		AWAY		0-1-0		0-0-0		0-0-0		
1-3-0		0-2-0	0-0-0		NEUTRAL		0-1-0		1-0-0		0-0-0		
5-7-0		0-0-0	1-2-0		CONFERENCE		0-3-0		2-1-0		2-1-0		
4-2-0		0-0-0	0-0-0		HOME		0-0-0		2-1-0		2-1-0		
1-5-0		0-0-0	1-2-0		AWAY		0-3-0		0-0-0		0-0-0		
0-0-0		0-0-0	0-0-0		NEUTRAL		0-0-0		0-0-0		0-0-0		
RPI S	Opponent	Score	RPI S	Opponent	Score	RPI S	Opponent	Score	RPI S	Opponent	Score		
4 H	Texas A&M	2 7	32 A	East Carolina	6 1	66 A	UConn	1 4	106 N	Texas	3 2		
15 N	Texas Tech	2 3	32 A	East Carolina	1 3	66 A	UConn	2 3	127 H	Baylor	10 4		
18 H	Rice	4 7	32 A	East Carolina	1 5	66 A	UConn	2 9	127 H	Baylor	11 2		
21 N	TCU	1 10	41 A	Alabama	3 1	75 A	McNeese St.	1 4	127 H	Baylor	2 4		
			41 A	Alabama	3 2	75 H	McNeese St.	14 1	133 H	UCF	1 2		
			41 A	Alabama	6 7	92 N	Arkansas	3 12	133 H	UCF	4 3		
			47 A	Lamar	4 3				133 H	UCF	1 0		
									141 H	UTSA	2 3		
									156 H	Grand Canyon	5 0		
									156 H	Grand Canyon	5 1		
									156 H	Grand Canyon	3 1		
									166 H	South Fla.	1 4		
									166 H	South Fla.	7 5		
									166 H	South Fla.	5 1		
									210 H	George Washington	14 0		
									210 H	George Washington	5 2		
									210 H	George Washington	5 0		
									247 H	Villanova	10 3		
									247 H	Villanova	4 0		
									247 H	Villanova	13 1		
									286 H	Texas Southern	7 1		
			LAST 15 GAMES										
			166 H	South Fla.	7 5	133 H	UCF	1 0					
			166 H	South Fla.	1 4	133 H	UCF	4 3					
			166 H	South Fla.	5 1	133 H	UCF	1 2					
			66 A	UConn	2 9								
			66 A	UConn	1 4								

Non-Div. I Games:

Houston

66	A	UConn	2	3
106	N	Texas	3	2

H
o
u
s
t
o
n

H
o
u
s
t
o
n

Average RPI Win: 156		WON-LOST	WINNING	LAST 15	STRENGTH OF		OPP. STRENGTH	TEAM	ADJ		CONF.	ADJ CONF.			
Average RPI Loss: 101		RECORD	PCT. RANK	GAMES	SCHEDULE		OF SCHEDULE	RPI	RPI		RPI	RPI			
DIV. I ONLY		26-15-0	.63415	59	8-7-0		150	67	80	.53622	80	13	13		
DIV. I NON-CONF.		12-8-0	.6	89	1-3-0		49	41	57	.55047	57	10	10		
TOTALS		RPI 1-25	RPI 26-50		W-L RECORDS		RPI 51-100		RPI 101-150		RPI 150+				
26-15-0		3-3-0	1-0-0		OVERALL		1-5-0		7-2-0		14-5-0				
21-4-0		3-0-0	0-0-0		HOME		1-0-0		7-2-0		10-2-0				
5-11-0		0-3-0	1-0-0		AWAY		0-5-0		0-0-0		4-3-0				
0-0-0		0-0-0	0-0-0		NEUTRAL		0-0-0		0-0-0		0-0-0				
12-8-0		3-3-0	1-0-0		NON-CONFERENCE		1-2-0		2-1-0		5-2-0				
11-2-0		3-0-0	0-0-0		HOME		1-0-0		2-1-0		5-1-0				
1-6-0		0-3-0	1-0-		AWAY		0-2-0		0-0-0		0-1-0				
0-0-0		0-0-0	0-0-0		NEUTRAL		0-0-0		0-0-0		0-0-0				
14-7-0		0-0-0	0-0-0		CONFERENCE		0-3-0		5-1-0		9-3-0				
10-2-0		0-0-0	0-0-0		HOME		0-0-0		5-1-0		5-1-0				
4-5-0		0-0-0	0-0-0		AWAY		0-3-0		0-0-0		4-2-0				
0-0-0		0-0-0	0-0-0		NEUTRAL		0-0-0		0-0-0		0-0-0				
RPI S	Opponent	Score		RPI S	Opponent	Score		RPI S	Opponent	Score		RPI S	Opponent	Score	
4 A	Texas A&M	3	4	50 A	St. Mary's (CA)	6	4	60 A	New Mexico	1	2	107 H	Oklahoma	2	3
4 A	Texas A&M	2	3					60 A	New Mexico	4	7	136 H	Oakland	11	10
4 A	Texas A&M	1	12					60 A	New Mexico	13	14	138 H	Sacramento St.	7	5
20 H	Creighton	2	1					64 A	Cal Poly	1	7	140 H	Nevada	5	4
20 H	Creighton	2	1					70 A	Long Beach St.	3	4	140 H	Nevada	8	3
20 H	Creighton	7	3					70 H	Long Beach St.	10	5	140 H	Nevada	7	6
												146 H	UNLV	4	3
												146 H	UNLV	6	2
												146 H	UNLV	2	4
												170 H	Air Force	5	1
												170 H	Air Force	6	3
												170 H	Air Force	14	1
												179 A	Pacific	6	15
												179 H	Pacific	3	7
												185 A	San Diego St.	10	5
												185 A	San Diego St.	4	5
												185 A	San Diego St.	3	2
												195 A	San Jose St.	2	3
												195 A	San Jose St.	13	4
												195 A	San Jose St.	9	4
												195 H	San Jose St.	8	6
												195 H	San Jose St.	5	7
												195 H	San Jose St.	6	0
												244 H	Youngstown St.	6	5
												244 H	Youngstown St.	8	3
												244 H	Youngstown St.	11	0
												244 H	Youngstown St.	6	1
				LAST 15 GAMES											
				195 H	San Jose St.	5	7	179 H	Pacific	3	7	195 H	San Jose St.	6	0
				195 H	San Jose St.	8	6	60 A	New Mexico	4	7	244 H	Youngstown St.	6	5
				195 H	San Jose St.	6	0	60 A	New Mexico	13	14	244 H	Youngstown St.	8	3
				64 A	Cal Poly	1	7					244 H	Youngstown St.	11	0
				140 H	Nevada	7	6					244 H	Youngstown St.	6	1

Non-Div. I Games:

Fresno St.

Fresno St.

140	H	Nevada	8	3
140	H	Nevada	5	4

Through Games Of April 25, 2016

RPI	S	Opponent	Score	
251	H	CSU Bakersfield	6	4

Fresno St.

F
r
e
s
n
o
s
t
.

F
r
e
s
n
o
s
t
.

Average RPI Win:		166	WON-LOST RECORD		WINNING PCT. RANK	LAST 15 GAMES		STRENGTH OF SCHEDULE		OPP. STRENGTH OF SCHEDULE	TEAM RPI	ADJ RPI		CONF. RPI	ADJ CONF. RPI				
DIV. I ONLY			25-16-0		.60976	75	12-3-0		166	17	81	.53545		81	12	12			
DIV. I NON-CONF.			8-12-0		.4	206	1-2-0		95	2	144	.50453		144	9	9			
TOTALS		RPI 1-25		RPI 26-50		W-L RECORDS		RPI 51-100		RPI 101-150		RPI 150+							
25-16-0		0-8-0		3-3-0		OVERALL		0-0-0		6-4-0		16-1-0							
15-6-0		0-2-0		2-1-0		HOME		0-0-0		5-3-0		8-0-0							
10-10-0		0-6-0		1-2-0		AWAY		0-0-0		1-1-0		8-1-0							
0-0-0		0-0-0		0-0-0		NEUTRAL		0-0-0		0-0-0		0-0-0							
8-12-0		0-8-0		0-0-0		NON-CONFERENCE		0-0-0		4-3-0		4-1-0							
5-4-0		0-2-0		0-0-0		HOME		0-0-0		3-2-0		2-0-0							
3-8-0		0-6-0		0-0-		AWAY		0-0-0		1-1-0		2-1-0							
0-0-0		0-0-0		0-0-0		NEUTRAL		0-0-0		0-0-0		0-0-0							
17-4-0		0-0-0		3-3-0		CONFERENCE		0-0-0		2-1-0		12-0-0							
10-2-0		0-0-0		2-1-0		HOME		0-0-0		2-1-0		6-0-0							
7-2-0		0-0-0		1-2-0		AWAY		0-0-0		0-0-0		6-0-0							
0-0-0		0-0-0		0-0-0		NEUTRAL		0-0-0		0-0-0		0-0-0							
RPI	S	Opponent		Score		RPI	S	Opponent		Score		RPI	S	Opponent		Score			
12	A	La.-Lafayette		1	2	34	H	Northwestern St.		2	1	106	A	Texas		3	12		
12	A	La.-Lafayette		2	6	34	H	Northwestern St.		5	7	107	H	Oklahoma		4	3		
12	A	La.-Lafayette		3	13	34	H	Northwestern St.		2	1	107	H	Oklahoma		7	2		
15	A	Texas Tech		6	8	42	A	New Orleans		6	7	107	H	Oklahoma		4	3		
15	A	Texas Tech		3	20	42	A	New Orleans		3	4	127	A	Baylor		6	5		
15	H	Texas Tech		6	11	42	A	New Orleans		8	4	127	H	Baylor		1	5		
18	A	Rice		3	5							141	H	UTSA		5	8		
18	H	Rice		3	8							143	H	SFA		4	8		
												143	H	SFA		8	6		
												143	H	SFA		7	3		
												152	H	Texas St.		8	6		
												164	A	Wichita St.		13	8		
												164	A	Wichita St.		0	2		
												164	A	Wichita St.		15	11		
												167	H	Central Ark.		2	0		
												167	H	Central Ark.		6	3		
												167	H	Central Ark.		9	7		
												203	H	Abilene Christian		2	1		
												203	H	Abilene Christian		3	1		
												203	H	Abilene Christian		6	3		
												212	A	Nicholls St.		12	8		
												212	A	Nicholls St.		4	2		
												212	A	Nicholls St.		3	1		
												264	A	Incarnate Word		12	3		
												264	A	Incarnate Word		23	3		
												264	A	Incarnate Word		8	2		
												296	H	Prairie View		16	5		
				LAST 15 GAMES															
				203	H	Abilene Christian		2	1	15	A	Texas Tech		6	8	212	A	Nicholls St.	
				203	H	Abilene Christian		3	1	15	A	Texas Tech		3	20	264	A	Incarnate Word	
				203	H	Abilene Christian		6	3	143	H	SFA		4	8	264	A	Incarnate Word	
				127	A	Baylor		6	5							264	A	Incarnate Word	
				264	A	Incarnate Word		8	2							296	H	Prairie View	

Non-Div. I Games:

Sam Houston St.

264	A	Incarnate Word	23	3
264	A	Incarnate Word	12	3

S
a
m
H
o
u
s
t
o
n
S
t
.

S
a
m
H
o
u
s
t
o
n
S
t
.

Average RPI Win: 149		WON-LOST	WINNING	LAST 15	STRENGTH OF		OPP. STRENGTH	TEAM	ADJ		CONF.	ADJ CONF.
Average RPI Loss: 76		RECORD	PCT. RANK	GAMES	SCHEDULE		OF SCHEDULE	RPI	RPI		RPI	RPI
DIV. I ONLY		23-18-0	.56098	105	71		75	82	.53537		82	10
DIV. I NON-CONF.		14-9-0	.6087	82	33		85	53	.55406		53	11
TOTALS		RPI 1-25	RPI 26-50		W-L RECORDS		RPI 51-100		RPI 101-150		RPI 150+	
23-18-0		1-3-0	2-3-0		OVERALL		3-3-0		8-9-0		9-0-0	
15-7-0		1-2-0	2-2-0		HOME		0-1-0		3-2-0		9-0-0	
7-9-0		0-0-0	0-1-0		AWAY		3-1-0		4-7-0		0-0-0	
1-2-0		0-1-0	0-0-0		NEUTRAL		0-1-0		1-0-0		0-0-0	
14-9-0		0-1-0	2-3-0		NON-CONFERENCE		3-3-0		3-2-0		6-0-0	
10-3-0		0-0-0	2-2-0		HOME		0-1-0		2-0-0		6-0-0	
3-4-0		0-0-0	0-0-		AWAY		3-1-0		0-2-0		0-0-0	
1-2-0		0-1-0	0-0-0		NEUTRAL		0-1-0		1-0-0		0-0-0	
9-9-0		1-2-0	0-0-0		CONFERENCE		0-0-0		5-7-0		3-0-0	
5-4-0		1-2-0	0-0-0		HOME		0-0-0		1-2-0		3-0-0	
4-5-0		0-0-0	0-0-0		AWAY		0-0-0		4-5-0		0-0-0	
0-0-0		0-0-0	0-0-0		NEUTRAL		0-0-0		0-0-0		0-0-0	
RPI S	Opponent	Score	RPI S	Opponent	Score	RPI S	Opponent	Score	RPI S	Opponent	Score	
12 H	La.-Lafayette	2 4	41 A	Alabama	3 5	56 A	Southeastern La.	3 2	103 A	Little Rock	9 10	
12 H	La.-Lafayette	3 8	41 H	Alabama	1 2	56 A	Southeastern La.	5 1	103 A	Little Rock	3 4	
12 H	La.-Lafayette	4 1	42 H	New Orleans	9 4	56 A	Southeastern La.	2 7	103 A	Little Rock	8 11	
19 N	Southern Miss.	2 6	42 H	New Orleans	6 10	65 A	Jacksonville St.	10 0	105 A	Samford	6 20	
			42 H	New Orleans	9 6	65 H	Jacksonville St.	7 8	105 H	Samford	5 3	
						72 N	Michigan St.	0 3	107 N	Auburn	4 3	
									114 H	UT Arlington	5 18	
									114 H	UT Arlington	2 4	
									114 H	UT Arlington	5 2	
									116 A	UAB	0 7	
									116 H	UAB	2 1	
									121 A	Arkansas St.	11 1	
									121 A	Arkansas St.	8 1	
									121 A	Arkansas St.	3 4	
									126 A	Ga. Southern	0 7	
									126 A	Ga. Southern	8 4	
									126 A	Ga. Southern	2 1	
									172 H	Alabama St.	8 0	
									248 H	Northern Ky.	5 0	
									248 H	Northern Ky.	10 3	
									248 H	Northern Ky.	4 2	
									248 H	Northern Ky.	6 1	
									250 H	Appalachian St.	9 7	
									250 H	Appalachian St.	3 2	
									250 H	Appalachian St.	4 3	
									298 H	Alabama A&M	8 0	
			LAST 15 GAMES									
			114 H	UT Arlington	2 4	65 H	Jacksonville St.	7 8				
			114 H	UT Arlington	5 18	250 H	Appalachian St.	3 2				
			114 H	UT Arlington	5 2	250 H	Appalachian St.	4 3				
			41 A	Alabama	3 5							
			121 A	Arkansas St.	8 1							

Non-Div. I Games:

Troy

121 A Arkansas St.	3	4
121 A Arkansas St.	11	1

T
r
o
y

T
r
o
y

Average RPI Win:	155	WON-LOST	WINNING	LAST 15	STRENGTH OF	OPP. STRENGTH	TEAM	ADJ	CONF.	ADJ CONF.					
Average RPI Loss:	91	RECORD	PCT. RANK	GAMES	SCHEDULE	OF SCHEDULE	RPI	RPI	RPI	RPI					
DIV. I ONLY		25-15-0	.625	66	8-7-0	162	73	83	.53413	83	6	6			
DIV. I NON-CONF.		18-10-0	.64286	69	4-3-0	119	37	54	.55286	54	6	6			
<hr/>															
TOTALS	RPI 1-25	RPI 26-50		W-L RECORDS		RPI 51-100		RPI 101-150		RPI 150+					
25-15-0	1-4-0	1-1-0		OVERALL		10-5-0		0-1-0		13-4-0					
15-5-0	1-0-0	0-0-0		HOME		6-1-0		0-0-0		8-4-0					
9-9-0	0-4-0	0-0-0		AWAY		4-4-0		0-1-0		5-0-0					
1-1-0	0-0-0	1-1-0		NEUTRAL		0-0-0		0-0-0		0-0-0					
18-10-0	1-1-0	1-1-0		NON-CONFERENCE		8-4-0		0-1-0		8-3-0					
11-3-0	1-0-0	0-0-0		HOME		4-0-0		0-0-0		6-3-0					
6-6-0	0-1-0	0-0-		AWAY		4-4-0		0-1-0		2-0-0					
1-1-0	0-0-0	1-1-0		NEUTRAL		0-0-0		0-0-0		0-0-0					
7-5-0	0-3-0	0-0-0		CONFERENCE		2-1-0		0-0-0		5-1-0					
4-2-0	0-0-0	0-0-0		HOME		2-1-0		0-0-0		2-1-0					
3-3-0	0-3-0	0-0-0		AWAY		0-0-0		0-0-0		3-0-0					
0-0-0	0-0-0	0-0-0		NEUTRAL		0-0-0		0-0-0		0-0-0					
<hr/>															
RPI S	Opponent	Score		RPI S	Opponent	Score		RPI S	Opponent	Score		RPI S	Opponent	Score	
20 A	Creighton	3	4	30 N	Arizona	10	11	53 A	Col. of Charleston	4	0	123 A	San Diego	5	17
20 H	Creighton	8	2	39 N	Tulane	11	5	53 A	Col. of Charleston	5	13	151 A	Kansas St.	5	1
25 A	Michigan	2	7					53 A	Col. of Charleston	3	7	151 H	Kansas St.	2	4
25 A	Michigan	1	6					70 A	Long Beach St.	9	2	164 H	Wichita St.	4	0
25 A	Michigan	6	10					70 A	Long Beach St.	1	3	164 H	Wichita St.	5	17
								70 A	Long Beach St.	0	1	164 H	Wichita St.	7	3
								90 H	Illinois	9	8	207 A	Omaha	11	6
								90 H	Illinois	9	7	212 H	Nicholls St.	6	1
								90 H	Illinois	4	6	212 H	Nicholls St.	1	7
								95 H	Loyola Marymount	5	4	212 H	Nicholls St.	4	2
								95 H	Loyola Marymount	3	0	252 H	Northwestern	3	2
								95 H	Loyola Marymount	6	4	252 H	Northwestern	3	11
								95 H	Loyola Marymount	7	0	252 H	Northwestern	8	7
								98 A	Indiana St.	10	4	256 A	Purdue	11	6
								98 A	Indiana St.	11	4	256 A	Purdue	9	5
												256 A	Purdue	9	8
												282 H	Northern Colo.	8	0
												282 H	Northern Colo.	7	1
<hr/>															
				LAST 15 GAMES											
				212 H	Nicholls St.	4	2	20 A	Creighton	3	4				
				212 H	Nicholls St.	1	7	252 H	Northwestern	3	11				
				212 H	Nicholls St.	6	1	252 H	Northwestern	8	7				
				151 A	Kansas St.	5	1								
				25 A	Michigan	1	6								

Non-Div. I Games:

Nebraska

25 A Michigan	2	7
25 A Michigan	6	10

N
e
b
r
a
s
k
a

N
e
b
r
a
s
k
a

Average RPI Win: 191		WON-LOST	WINNING	LAST 15	STRENGTH OF		OPP. STRENGTH	TEAM	ADJ		CONF.	ADJ CONF.
Average RPI Loss: 123		RECORD	PCT. RANK	GAMES	SCHEDULE		OF SCHEDULE	RPI	RPI		RPI	RPI
DIV. I ONLY		29-10-0	.74359	13	13-2-0		260	123	84		24	24
DIV. I NON-CONF.		16-7-0	.69565	47	3-1-0		162	53	46		24	24
TOTALS		RPI 1-25	RPI 26-50		W-L RECORDS		RPI 51-100		RPI 101-150		RPI 150+	
29-10-0		0-1-0	0-3-0		OVERALL		3-1-0		3-1-0		23-4-0	
7-4-0		0-0-0	0-1-0		HOME		2-0-0		0-0-0		5-3-0	
17-3-0		0-0-0	0-1-0		AWAY		0-0-0		3-1-0		14-1-0	
5-3-0		0-1-0	0-1-0		NEUTRAL		1-1-0		0-0-0		4-0-0	
16-7-0		0-1-0	0-3-0		NON-CONFERENCE		3-1-0		3-1-0		10-1-0	
3-2-0		0-0-0	0-1-0		HOME		2-0-0		0-0-0		1-1-0	
9-2-0		0-0-0	0-0-		AWAY		0-0-0		3-1-0		6-0-0	
4-3-0		0-1-0	0-1-0		NEUTRAL		1-1-0		0-0-0		3-0-0	
13-3-0		0-0-0	0-0-0		CONFERENCE		0-0-0		0-0-0		13-3-0	
4-2-0		0-0-0	0-0-0		HOME		0-0-0		0-0-0		4-2-0	
8-1-0		0-0-0	0-0-0		AWAY		0-0-0		0-0-0		8-1-0	
1-0-0		0-0-0	0-0-0		NEUTRAL		0-0-0		0-0-0		1-0-0	
RPI S	Opponent	Score	RPI S	Opponent	Score	RPI S	Opponent	Score	RPI S	Opponent	Score	
8 N	North Carolina St.	5 7	29 N	Virginia	6 8	55 N	Old Dominion	0 2	130 A	Liberty	2 0	
			33 A	Pittsburgh	5 13	87 N	Evansville	6 3	130 A	Liberty	2 4	
			33 H	Pittsburgh	4 9	93 H	Penn St.	10 9	130 A	Liberty	6 5	
						100 H	Ohio St.	8 3	130 A	Liberty	8 1	
									160 N	Milwaukee	7 6	
									161 N	Ball St.	8 3	
									165 A	Charlotte	11 6	
									165 A	Charlotte	4 3	
									165 A	Charlotte	11 3	
									176 A	Eastern Mich.	7 3	
									176 A	Eastern Mich.	13 3	
									176 A	Eastern Mich.	4 2	
									191 H	Canisius	4 5	
									210 N	George Washington	6 4	
									210 N	George Washington	7 4	
									214 A	Radford	7 6	
									214 A	Radford	6 0	
									214 A	Radford	8 3	
									234 H	Toledo	1 4	
									234 H	Toledo	2 1	
									234 H	Toledo	3 0	
									239 A	Ohio	6 0	
									239 A	Ohio	6 5	
									239 A	Ohio	8 0	
									244 H	Youngstown St.	5 2	
									254 H	Western Mich.	4 5	
									254 H	Western Mich.	9 7	
LAST 15 GAMES			LAST 15 GAMES			LAST 15 GAMES			LAST 15 GAMES			
			239 A	Ohio	6 5				244 H	Youngstown St.	5 2	
			239 A	Ohio	8 0				234 H	Toledo	1 4	
			239 A	Ohio	6 0				234 H	Toledo	2 1	
			93 H	Penn St.	10 9							
			176 A	Eastern Mich.	7 3							

Non-Div. I Games: Lake Erie 9 1

Kent St.

Kent St.

176	A	Eastern Mich.	4	2
176	A	Eastern Mich.	13	3

Through Games Of April 25, 2016

RPI	S	Opponent	Score	
254	H	Western Mich.	13	2
263	A	Central Mich.	5	2
263	A	Central Mich.	10	13
263	A	Central Mich.	17	5

Kent St.

K
e
n
t
S
t
.

K
e
n
t
S
t
.

Average RPI Win:	135	WON-LOST	WINNING	LAST 15	STRENGTH OF	OPP. STRENGTH	TEAM	ADJ	CONF.	ADJ CONF.	
Average RPI Loss:	92	RECORD	PCT. RANK	GAMES	SCHEDULE	OF SCHEDULE	RPI	RPI	RPI	RPI	
DIV. I ONLY	23-14-0	.62162	68	9-6-0	131	33	85	.5338	85	3	3
DIV. I NON-CONF.	13-5-0	.72222	37	0-1-0	236	39	98	.5283	98	3	3
<hr/>											
TOTALS	RPI 1-25	RPI 26-50		W-L RECORDS		RPI 51-100		RPI 101-150		RPI 150+	
23-14-0	0-0-0	4-6-0		OVERALL		6-2-0		1-5-0		12-1-0	
15-8-0	0-0-0	4-3-0		HOME		0-0-0		1-5-0		10-0-0	
8-6-0	0-0-0	0-3-0		AWAY		6-2-0		0-0-0		2-1-0	
0-0-0	0-0-0	0-0-0		NEUTRAL		0-0-0		0-0-0		0-0-0	
13-5-0	0-0-0	0-0-0		NON-CONFERENCE		3-2-0		0-3-0		10-0-0	
10-3-0	0-0-0	0-0-0		HOME		0-0-0		0-3-0		10-0-0	
3-2-0	0-0-0	0-0-		AWAY		3-2-0		0-0-0		0-0-0	
0-0-0	0-0-0	0-0-0		NEUTRAL		0-0-0		0-0-0		0-0-0	
10-9-0	0-0-0	4-6-0		CONFERENCE		3-0-0		1-2-0		2-1-0	
5-5-0	0-0-0	4-3-0		HOME		0-0-0		1-2-0		0-0-0	
5-4-0	0-0-0	0-3-0		AWAY		3-0-0		0-0-0		2-1-0	
0-0-0	0-0-0	0-0-0		NEUTRAL		0-0-0		0-0-0		0-0-0	
RPI	S	Opponent	Score	RPI	S	Opponent	Score	RPI	S	Opponent	Score
				30	H	Arizona	7 5	123	H	San Diego	3 6
				45	H	California	4 8	132	H	Utah	5 0
				45	H	California	6 4	132	H	Utah	1 3
				45	H	California	4 0	132	H	Utah	7 16
				47	A	Oregon St.	3 7	140	H	Nevada	5 11
				47	A	Oregon St.	2 3	146	H	UNLV	7 11
				47	A	Oregon St.	2 12	171	H	Xavier	5 2
				49	H	Washington	1 6	171	H	Xavier	2 1
				49	H	Washington	2 4	171	H	Xavier	8 2
				49	H	Washington	6 3	171	H	Xavier	5 1
								176	H	Eastern Mich.	8 1
								176	H	Eastern Mich.	12 4
								176	H	Eastern Mich.	5 4
								184	A	Washington St.	18 3
								184	A	Washington St.	3 9
								184	A	Washington St.	10 1
								262	H	UC Davis	6 5
								262	H	UC Davis	4 3
								262	H	UC Davis	3 2
<hr/>											
				LAST 15 GAMES							
				86	A	Stanford	8 7	30	H	Arizona	7 5
				86	A	Stanford	9 6	49	H	Washington	1 6
				86	A	Stanford	3 2	49	H	Washington	6 3
				146	H	UNLV	7 11				
				45	H	California	4 0				

Non-Div. I Games:

Arizona St.

45 H California	4	8
45 H California	6	4

A
r
i
z
o
n
a
S
t
.

A
r
i
z
o
n
a
S
t
.

Average RPI Win: 119		WON-LOST RECORD		WINNING PCT. RANK		LAST 15 GAMES		STRENGTH OF SCHEDULE		OPP. STRENGTH OF SCHEDULE		TEAM RPI		ADJ RPI		CONF. RPI		ADJ CONF. RPI	
DIV. I ONLY		19-15-0		.55882 110		7-8-0		93		19		86		.53314 86		3		3	
DIV. I NON-CONF.		11-6-0		.64706 66		1-0-0		110		14		60		.54976 60		3		3	
TOTALS		RPI 1-25		RPI 26-50		W-L RECORDS		RPI 51-100		RPI 101-150		RPI 150+							
19-15-0		1-2-0		3-3-0		OVERALL		4-5-0		4-3-0		7-2-0							
12-8-0		1-2-0		1-0-0		HOME		2-4-0		2-1-0		6-1-0							
7-7-0		0-0-0		2-3-0		AWAY		2-1-0		2-2-0		1-1-0							
0-0-0		0-0-0		0-0-0		NEUTRAL		0-0-0		0-0-0		0-0-0							
11-6-0		1-2-0		1-0-0		NON-CONFERENCE		2-1-0		2-2-0		5-1-0							
8-3-0		1-2-0		1-0-0		HOME		2-1-0		0-0-0		4-0-0							
3-3-0		0-0-0		0-0-		AWAY		0-0-0		2-2-0		1-1-0							
0-0-0		0-0-0		0-0-0		NEUTRAL		0-0-0		0-0-0		0-0-0							
8-9-0		0-0-0		2-3-0		CONFERENCE		2-4-0		2-1-0		2-1-0							
4-5-0		0-0-0		0-0-0		HOME		0-3-0		2-1-0		2-1-0							
4-4-0		0-0-0		2-3-0		AWAY		2-1-0		0-0-0		0-0-0							
0-0-0		0-0-0		0-0-0		NEUTRAL		0-0-0		0-0-0		0-0-0							
RPI	S	Opponent		Score		RPI	S	Opponent		Score		RPI	S	Opponent		Score			
17	H	Vanderbilt		4	1	30	A	Arizona		1	4	58	H	Cal St. Fullerton		2	0		
17	H	Vanderbilt		2	5	30	A	Arizona		6	5	58	H	Cal St. Fullerton		2	1		
17	H	Vanderbilt		1	4	30	A	Arizona		1	4	58	H	Cal St. Fullerton		3	4		
						45	A	California		2	5	69	A	UCLA		4	1		
						45	A	California		8	6	69	A	UCLA		5	6		
						50	H	St. Mary's (CA)		9	1	69	A	UCLA		8	2		
												85	H	Arizona St.		2	3		
												85	H	Arizona St.		6	9		
												85	H	Arizona St.		7	8		

Non-Div. I Games:

Stanford

30 A Arizona	1	4
30 A Arizona	1	4

S
t
a
n
f
o
r
d

S
t
a
n
f
o
r
d

Average RPI Win:	173	WON-LOST	WINNING	LAST 15	STRENGTH OF	OPP. STRENGTH	TEAM	ADJ	CONF.	ADJ CONF.		
Average RPI Loss:	123	RECORD	PCT. RANK	GAMES	SCHEDULE	OF SCHEDULE	RPI	RPI	RPI	RPI		
DIV. I ONLY		22-15-0	.59459	85	11-4-0	129	161	87	.53197	87	11	11
DIV. I NON-CONF.		16-12-0	.57143	107	5-1-0	182	166	113	.52379	113	13	13
<hr/>												
TOTALS	RPI 1-25	RPI 26-50		W-L RECORDS		RPI 51-100		RPI 101-150		RPI 150+		
22-15-0	0-0-0	0-3-0		OVERALL		6-3-0		2-5-0		14-4-0		
12-3-0	0-0-0	0-0-0		HOME		4-0-0		2-2-0		6-1-0		
8-10-0	0-0-0	0-3-0		AWAY		2-2-0		0-3-0		6-2-0		
2-2-0	0-0-0	0-0-0		NEUTRAL		0-1-0		0-0-0		2-1-0		
16-12-0	0-0-0	0-3-0		NON-CONFERENCE		4-2-0		0-4-0		12-3-0		
8-1-0	0-0-0	0-0-0		HOME		4-0-0		0-1-0		4-0-0		
6-9-0	0-0-0	0-0-		AWAY		0-1-0		0-3-0		6-2-0		
2-2-0	0-0-0	0-0-0		NEUTRAL		0-1-0		0-0-0		2-1-0		
6-3-0	0-0-0	0-0-0		CONFERENCE		2-1-0		2-1-0		2-1-0		
4-2-0	0-0-0	0-0-0		HOME		0-0-0		2-1-0		2-1-0		
2-1-0	0-0-0	0-0-0		AWAY		2-1-0		0-0-0		0-0-0		
0-0-0	0-0-0	0-0-0		NEUTRAL		0-0-0		0-0-0		0-0-0		
RPI	S	Opponent	Score	RPI	S	Opponent	Score	RPI	S	Opponent	Score	
				38	A	South Ala.	4 5	78	A	Western Ky.	5 6	
				38	A	South Ala.	5 18	78	H	Western Ky.	6 2	
				38	A	South Ala.	0 11	84	N	Kent St.	3 6	
								89	A	Missouri St.	7 1	
								89	A	Missouri St.	14 5	
								89	A	Missouri St.	6 10	
								94	H	FGCU	1 0	
								94	H	FGCU	5 1	
								94	H	FGCU	13 7	
											117 H Indiana	
											130 A Liberty	
											130 A Liberty	
											131 A Wofford	
											145 H Bradley	
											145 H Bradley	
											145 H Bradley	
											159 N Monmouth	
											164 H Wichita St.	
											164 H Wichita St.	
											164 H Wichita St.	
											205 A Murray St.	
											215 A Eastern Ky.	
											215 A Eastern Ky.	
											215 A Eastern Ky.	
											217 N Central Conn. St.	
											217 N Central Conn. St.	
											225 A Belmont	
											226 H Northern Ill.	
											226 H Northern Ill.	
											226 H Northern Ill.	
											236 A USC Upstate	
											238 A SIUE	
											238 H SIUE	
											271 A UT Martin	
<hr/>												
LAST 15 GAMES												
				89	A	Missouri St.	7 1	205	A	Murray St.	2 1	
				89	A	Missouri St.	6 10	164	H	Wichita St.	11 1	
				89	A	Missouri St.	14 5	164	H	Wichita St.	7 2	
				78	H	Western Ky.	6 2					
				145	H	Bradley	2 0					

Non-Div. I Games: Southern Ind. 2 1

Evansville

145 H Bradley	3	4
145 H Bradley	7	6

E
v
a
n
s
v
i
l
l
e

E
v
a
n
s
v
i
l
l
e

V
C
U

VCU

281	A	La Salle	9	1
281	A	La Salle	4	1

RPI	S	Opponent	Score	
281	A	La Salle	2	1
281	A	La Salle	9	1
281	A	La Salle	4	1
284	H	Norfolk St.	4	2

VCU

V
C
U

V
C
U

Average RPI Win: 178		WON-LOST	WINNING	LAST 15	STRENGTH OF		OPP. STRENGTH	TEAM	ADJ		CONF.	ADJ CONF.			
Average RPI Loss: 98		RECORD	PCT. RANK	GAMES	SCHEDULE		OF SCHEDULE	RPI	RPI		RPI	RPI			
DIV. I ONLY		28-10-0	.73684	17	9-6-0		251	68	89	.5309	89	11	11		
DIV. I NON-CONF.		25-5-0	.83333	10	6-1-0		265	48	62	.54818	62	13	13		
TOTALS		RPI 1-25	RPI 26-50		W-L RECORDS		RPI 51-100		RPI 101-150		RPI 150+				
28-10-0		1-3-0	0-0-0		OVERALL		6-3-0		3-1-0		18-3-0				
18-5-0		1-3-0	0-0-0		HOME		5-2-0		2-0-0		10-0-0				
9-4-0		0-0-0	0-0-0		AWAY		1-0-0		1-1-0		7-3-0				
1-1-0		0-0-0	0-0-0		NEUTRAL		0-1-0		0-0-0		1-0-0				
25-5-0		1-3-0	0-0-0		NON-CONFERENCE		5-1-0		2-0-0		17-1-0				
17-3-0		1-3-0	0-0-0		HOME		4-0-0		2-0-0		10-0-0				
7-1-0		0-0-0	0-0-		AWAY		1-0-0		0-0-0		6-1-0				
1-1-0		0-0-0	0-0-0		NEUTRAL		0-1-0		0-0-0		1-0-0				
3-5-0		0-0-0	0-0-0		CONFERENCE		1-2-0		1-1-0		1-2-0				
1-2-0		0-0-0	0-0-0		HOME		1-2-0		0-0-0		0-0-0				
2-3-0		0-0-0	0-0-0		AWAY		0-0-0		1-1-0		1-2-0				
0-0-0		0-0-0	0-0-0		NEUTRAL		0-0-0		0-0-0		0-0-0				
RPI S	Opponent	Score		RPI S	Opponent	Score		RPI S	Opponent	Score		RPI S	Opponent	Score	
23 H	Minnesota	5	4					66 N	UConn	4	12	102 H	Missouri	16	1
23 H	Minnesota	5	12					67 A	Austin Peay	11	4	121 H	Arkansas St.	15	11
23 H	Minnesota	5	7					70 H	Oral Roberts	5	0	145 A	Bradley	1	2
24 H	Oklahoma St.	5	6					87 H	Evansville	10	6	145 A	Bradley	8	3
								87 H	Evansville	5	14	164 A	Wichita St.	1	11
								87 H	Evansville	1	7	164 A	Wichita St.	6	1
								91 H	Iowa	8	6	164 A	Wichita St.	2	9
								91 H	Iowa	4	1	167 A	Central Ark.	12	1
								91 H	Iowa	5	4	167 A	Central Ark.	10	6
												167 A	Central Ark.	6	5
												194 A	Kansas	1	2
												194 H	Kansas	18	11
												216 A	Memphis	6	4
												216 A	Memphis	8	7
												216 A	Memphis	7	4
												238 H	SIUE	12	5
												238 H	SIUE	6	2
												238 H	SIUE	11	1
												259 H	Western Ill.	15	3
												259 H	Western Ill.	13	4
												263 H	Central Mich.	2	0
												263 H	Central Mich.	7	1
												263 H	Central Mich.	9	1
												269 H	Saint Louis	15	4
												292 N	Alcorn	13	1
				LAST 15 GAMES											
				87 H	Evansville	1	7	145 A	Bradley	1	2				
				87 H	Evansville	10	6	145 A	Bradley	8	3				
				87 H	Evansville	5	14	194 H	Kansas	18	11				
				164 A	Wichita St.	6	1								
				164 A	Wichita St.	1	11								

Non-Div. I Games:

Missouri St.

164	A	Wichita St.	2	9
102	H	Missouri	16	1

M
i
s
s
o
u
r
i
s
t
.

M
i
s
s
o
u
r
i
s
t
.

Illinois

Illinois

269	H	Saint Louis	3	1
269	H	Saint Louis	6	4

I
l
l
i
n
o
i
s

I
l
l
i
n
o
i
s

Iowa

117	A	Indiana	1	7
170	H	Air Force	22	2

I
o
w
a

I
o
w
a

Average RPI Win:		172	WON-LOST RECORD		WINNING PCT. RANK		LAST 15 GAMES		STRENGTH OF SCHEDULE		OPP. STRENGTH OF SCHEDULE		TEAM RPI		ADJ RPI		CONF. RPI		ADJ CONF. RPI	
DIV. I ONLY		24-16-0		.6 82		6-9-0		120		21		92		.52954 92		1		1		
DIV. I NON-CONF.		18-4-0		.81818 14		3-0-0		294		127		128		.51096 128		2		2		
TOTALS		RPI 1-25		RPI 26-50		W-L RECORDS		RPI 51-100		RPI 101-150		RPI 150+								
24-16-0		3-10-0		2-1-0		OVERALL		1-2-0		5-2-0		13-1-0								
18-8-0		1-3-0		0-0-0		HOME		0-2-0		5-2-0		12-1-0								
3-8-0		0-7-0		2-1-0		AWAY		0-0-0		0-0-0		1-0-0								
3-0-0		2-0-0		0-0-0		NEUTRAL		1-0-0		0-0-0		0-0-0								
18-4-0		3-1-0		0-0-0		NON-CONFERENCE		1-2-0		1-0-0		13-1-0								
14-3-0		1-0-0		0-0-0		HOME		0-2-0		1-0-0		12-1-0								
1-1-0		0-1-0		0-0-		AWAY		0-0-0		0-0-0		1-0-0								
3-0-0		2-0-0		0-0-0		NEUTRAL		1-0-0		0-0-0		0-0-0								
6-12-0		0-9-0		2-1-0		CONFERENCE		0-0-0		4-2-0		0-0-0								
4-5-0		0-3-0		0-0-0		HOME		0-0-0		4-2-0		0-0-0								
2-7-0		0-6-0		2-1-0		AWAY		0-0-0		0-0-0		0-0-0								
0-0-0		0-0-0		0-0-0		NEUTRAL		0-0-0		0-0-0		0-0-0								
RPI S	Opponent		Score		RPI S	Opponent		Score		RPI S	Opponent		Score		RPI S	Opponent		Score		
1	H	Florida	2	8	36	A	Kentucky	1	0	51	H	Gonzaga	10	15	102	H	Missouri	1	10	
1	H	Florida	2	9	36	A	Kentucky	2	0	74	H	Louisiana Tech	2	3	102	H	Missouri	7	6	
1	H	Florida	8	12	36	A	Kentucky	4	5	79	N	Houston	12	3	102	H	Missouri	5	8	
3	A	South Carolina	6	10											107	H	Auburn	3	1	
3	A	South Carolina	2	6											107	H	Auburn	3	2	
3	A	South Carolina	6	8											107	H	Auburn	14	7	
5	A	Ole Miss	3	7											142	H	La.-Monroe	3	1	
5	A	Ole Miss	7	8											216	A	Memphis	12	4	
5	A	Ole Miss	9	14											221	H	Grambling	3	2	
15	N	Texas Tech	10	6											221	H	Grambling	14	4	
18	N	Rice	5	2											259	H	Western Ill.	9	3	
20	H	Creighton	6	2											259	H	Western Ill.	3	2	
24	A	Oklahoma St.	4	5											259	H	Western Ill.	3	0	
																263	H	Central Mich.	9	4
																263	H	Central Mich.	4	3
																263	H	Central Mich.	6	1
																267	H	Eastern Ill.	8	10
																267	H	Eastern Ill.	5	2
																267	H	Eastern Ill.	3	2
																300	H	Mississippi Val.	20	0
																300	H	Mississippi Val.	21	4

1	H	Florida	2	9
1	H	Florida	8	12

A
r
k
a
n
s
a
s

A
r
k
a
n
s
a
s

Average RPI Win: 188		WON-LOST	WINNING	LAST 15	STRENGTH OF		OPP. STRENGTH	TEAM	ADJ	CONF.	ADJ CONF.
Average RPI Loss: 75		RECORD	PCT. RANK	GAMES	SCHEDULE		OF SCHEDULE	RPI	RPI	RPI	RPI
DIV. I ONLY		24-17-0	.58537	88	10-5-0		140	126	93	.52928	93
DIV. I NON-CONF.		15-11-0	.57692	103	4-1-0		85	147	77	.53964	77
TOTALS		RPI 1-25	RPI 26-50		W-L RECORDS		RPI 51-100		RPI 101-150		RPI 150+
24-17-0		0-3-0	2-3-0		OVERALL		4-8-0		3-0-0		15-3-0
13-3-0		0-0-0	1-0-0		HOME		1-2-0		3-0-0		8-1-0
8-11-0		0-3-0	1-2-0		AWAY		3-5-0		0-0-0		4-1-0
3-3-0		0-0-0	0-1-0		NEUTRAL		0-1-0		0-0-0		3-1-0
15-11-0		0-3-0	2-3-0		NON-CONFERENCE		1-2-0		3-0-0		9-3-0
9-1-0		0-0-0	1-0-0		HOME		0-0-0		3-0-0		5-1-0
3-7-0		0-3-0	1-0-		AWAY		1-1-0		0-0-0		1-1-0
3-3-0		0-0-0	0-1-0		NEUTRAL		0-1-0		0-0-0		3-1-0
9-6-0		0-0-0	0-0-0		CONFERENCE		3-6-0		0-0-0		6-0-0
4-2-0		0-0-0	0-0-0		HOME		1-2-0		0-0-0		3-0-0
5-4-0		0-0-0	0-0-0		AWAY		2-4-0		0-0-0		3-0-0
0-0-0		0-0-0	0-0-0		NEUTRAL		0-0-0		0-0-0		0-0-0
RPI S	Opponent	Score	RPI S	Opponent	Score	RPI S	Opponent	Score	RPI S	Opponent	Score
3 A	South Carolina	1 7	26 A	UNCW	2 11	63 A	Duke	2 1	122 H	West Virginia	5 4
3 A	South Carolina	2 4	26 A	UNCW	5 4	68 A	Rutgers	4 6	125 H	Rhode Island	5 3
3 A	South Carolina	5 16	26 A	UNCW	1 5	68 A	Rutgers	0 5	139 H	Binghamton	5 2
			33 H	Pittsburgh	7 0	68 A	Rutgers	7 5	158 A	Richmond	5 6
			35 N	Bryant	1 3	72 H	Michigan St.	0 7	159 N	Monmouth	1 3
						72 H	Michigan St.	7 6	222 H	Niagara	3 4
						72 H	Michigan St.	2 5	222 H	Niagara	16 4
						84 A	Kent St.	9 10	222 H	Niagara	4 1
						90 A	Illinois	0 5	240 N	Army West Point	11 0
						90 A	Illinois	5 3	240 N	Army West Point	5 4
						90 A	Illinois	1 6	244 H	Youngstown St.	6 1
						97 N	Princeton	2 6	252 A	Northwestern	11 3
									252 A	Northwestern	8 2
									252 A	Northwestern	4 2
									256 H	Purdue	3 1
									256 H	Purdue	7 6
									256 H	Purdue	7 2
									261 A	Lafayette	20 12
									266 N	NYIT	15 2
									277 H	Bucknell	9 5
									277 H	Bucknell	8 1
			LAST 15 GAMES								
			68 A	Rutgers	7 5	252 A	Northwestern	4 2			
			68 A	Rutgers	4 6	277 H	Bucknell	8 1			
			68 A	Rutgers	0 5	72 H	Michigan St.	7 6			
			84 A	Kent St.	9 10						
			277 H	Bucknell	9 5						

Non-Div. I Games:

Penn St.

252 A Northwestern	11	3
252 A Northwestern	8	2

P
e
n
n
s
t
.

P
e
n
n
s
t
.

Average RPI Win: 184		WON-LOST	WINNING	LAST 15	STRENGTH OF		OPP. STRENGTH	TEAM	ADJ	CONF.	ADJ CONF.
Average RPI Loss: 87		RECORD	PCT. RANK	GAMES	SCHEDULE		OF SCHEDULE	RPI	RPI	RPI	RPI
DIV. I ONLY		19-21-0	.475	165	36		153	94	.52789	94	17
DIV. I NON-CONF.		14-17-0	.45161	174	21		160	87	.53411	87	16
TOTALS		RPI 1-25	RPI 26-50		W-L RECORDS		RPI 51-100		RPI 101-150		RPI 150+
19-21-0	0-5-0	1-1-0		OVERALL		2-10-0		2-1-0		14-4-0	
12-6-0	0-1-0	1-0-0		HOME		2-3-0		2-1-0		7-1-0	
7-14-0	0-4-0	0-1-0		AWAY		0-6-0		0-0-0		7-3-0	
0-1-0	0-0-0	0-0-0		NEUTRAL		0-1-0		0-0-0		0-0-0	
14-17-0	0-5-0	1-1-0		NON-CONFERENCE		2-7-0		0-0-0		11-4-0	
7-5-0	0-1-0	1-0-0		HOME		2-3-0		0-0-0		4-1-0	
7-11-0	0-4-0	0-0-0		AWAY		0-3-0		0-0-0		7-3-0	
0-1-0	0-0-0	0-0-0		NEUTRAL		0-1-0		0-0-0		0-0-0	
5-4-0	0-0-0	0-0-0		CONFERENCE		0-3-0		2-1-0		3-0-0	
5-1-0	0-0-0	0-0-0		HOME		0-0-0		2-1-0		3-0-0	
0-3-0	0-0-0	0-0-0		AWAY		0-3-0		0-0-0		0-0-0	
0-0-0	0-0-0	0-0-0		NEUTRAL		0-0-0		0-0-0		0-0-0	
RPI S	Opponent	Score	RPI S	Opponent	Score	RPI S	Opponent	Score	RPI S	Opponent	Score
1 A	Florida	2 4	27 A	Fla. Atlantic	2 5	61 A	Jacksonville	3 6	148 H	Stetson	4 2
1 A	Florida	4 8	27 H	Fla. Atlantic	3 2	61 A	Jacksonville	3 4	148 H	Stetson	3 5
1 A	Florida	3 12				61 A	Jacksonville	0 5	148 H	Stetson	11 6
7 A	Miami (FL)	2 6				68 H	Rutgers	2 9	166 A	South Fla.	13 6
7 H	Miami (FL)	0 4				68 H	Rutgers	9 6	166 H	South Fla.	4 3
						72 N	Michigan St.	6 7	169 A	Florida A&M	6 5
						87 A	Evansville	0 1	169 A	Florida A&M	9 14
						87 A	Evansville	1 5	169 A	Florida A&M	8 6
						87 A	Evansville	7 13	206 A	Bethune-Cookman	15 5
						90 H	Illinois	3 2	206 A	Bethune-Cookman	0 1
						90 H	Illinois	2 4	206 A	Bethune-Cookman	9 6
						90 H	Illinois	2 4	219 H	Quinnipiac	10 4
									219 H	Quinnipiac	9 10
									219 H	Quinnipiac	8 4
									219 H	Quinnipiac	10 3
									242 H	NJIT	6 5
									242 H	NJIT	4 3
									242 H	NJIT	10 1
									273 A	ETSU	7 4
									273 A	ETSU	4 6
									273 A	ETSU	11 10
			LAST 15 GAMES								
			61 A	Jacksonville	0 5	27 H	Fla. Atlantic	3 2			
			61 A	Jacksonville	3 6	148 H	Stetson	3 5			
			61 A	Jacksonville	3 4	148 H	Stetson	4 2			
			27 A	Fla. Atlantic	2 5						
			242 H	NJIT	4 3						

Non-Div. I Games:

FGCU

242 H NJIT	6	5
242 H NJIT	10	1

F
G
C
U

F
G
C
U

[illegible]

Non-Div. I Games:

Loyola Marymount

112	H	Pepperdine	8	9
112	H	Pepperdine	7	0

RPI	S	Opponent	Score	
197	H	UC Riverside	2	1
251	A	CSU Bakersfield	17	5

Loyola Marymount

L
o
y
o
l
a
M
a
r
y
m
o
u
n
t

L
o
y
o
l
a
M
a
r
y
m
o
u
n
t

Average RPI Win: 181		WON-LOST RECORD		WINNING PCT. RANK		LAST 15 GAMES		STRENGTH OF SCHEDULE		OPP. STRENGTH OF SCHEDULE		TEAM RPI		ADJ RPI		CONF. RPI		ADJ CONF. RPI	
DIV. I ONLY		25-14-0		.64103 54		10-5-0		184		167		96		.5263 96		26		26	
DIV. I NON-CONF.		13-11-0		.54167 127		1-2-0		32		158		97		.53055 97		26		26	
TOTALS		RPI 1-25		RPI 26-50		W-L RECORDS		RPI 51-100		RPI 101-150		RPI 150+							
25-14-0		3-1-0		2-4-0		OVERALL		0-0-0		3-5-0		17-4-0							
17-4-0		3-1-0		1-0-0		HOME		0-0-0		3-2-0		10-1-0							
8-9-0		0-0-0		1-4-0		AWAY		0-0-0		0-3-0		7-2-0							
0-1-0		0-0-0		0-0-0		NEUTRAL		0-0-0		0-0-0		0-1-0							
13-11-0		3-1-0		2-4-0		NON-CONFERENCE		0-0-0		3-5-0		5-1-0							
12-3-0		3-1-0		1-0-0		HOME		0-0-0		3-2-0		5-0-0							
1-7-0		0-0-0		1-0-		AWAY		0-0-0		0-3-0		0-0-0							
0-1-0		0-0-0		0-0-0		NEUTRAL		0-0-0		0-0-0		0-1-0							
12-3-0		0-0-0		0-0-0		CONFERENCE		0-0-0		0-0-0		12-3-0							
5-1-0		0-0-0		0-0-0		HOME		0-0-0		0-0-0		5-1-0							
7-2-0		0-0-0		0-0-0		AWAY		0-0-0		0-0-0		7-2-0							
0-0-0		0-0-0		0-0-0		NEUTRAL		0-0-0		0-0-0		0-0-0							
RPI	S	Opponent		Score		RPI	S	Opponent		Score		RPI	S	Opponent		Score			
23	H	Minnesota		13	3	49	A	Washington		4	12			101	H	Oregon		4	6
23	H	Minnesota		2	12	49	H	Washington		3	2			118	A	UC Irvine		2	3
23	H	Minnesota		4	1	50	A	St. Mary's (CA)		4	1			118	A	UC Irvine		0	4
23	H	Minnesota		5	4	50	A	St. Mary's (CA)		2	5			118	A	UC Irvine		4	8
						50	A	St. Mary's (CA)		5	10			136	H	Oakland		10	1
						50	A	St. Mary's (CA)		0	1			136	H	Oakland		4	5
														136	H	Oakland		7	1
														136	H	Oakland		2	0
														154	A	Utah Valley		8	9
														154	A	Utah Valley		5	3
														154	A	Utah Valley		1	0
														156	H	Grand Canyon		4	8
														156	H	Grand Canyon		10	3
														156	H	Grand Canyon		4	1
														180	H	Portland		4	3
														180	N	Portland		3	4
														249	A	North Dakota		12	6
														249	A	North Dakota		2	15
														249	A	North Dakota		7	5
														251	H	CSU Bakersfield		7	3
														251	H	CSU Bakersfield		10	4
														251	H	CSU Bakersfield		6	3
														255	H	Bowling Green		7	0
														255	H	Bowling Green		7	0
														255	H	Bowling Green		9	3
														255	H	Bowling Green		3	0
														291	A	Chicago St.		14	1
				LAST 15 GAMES															
				154	A	Utah Valley		1	0	156	H	Grand Canyon		10	3				
				154	A	Utah Valley		5	3	49	A	Washington		4	12				
				154	A	Utah Valley		8	9	249	A	North Dakota		2	15				
				180	N	Portland		3	4										
				49	H	Washington		3	2										

Non-Div. I Games:

Seattle

Seattle

156	H	Grand Canyon	4	8
156	H	Grand Canyon	4	1

Through Games Of April 25, 2016

RPI	S	Opponent	Score	
291	A	Chicago St.	12	4
291	A	Chicago St.	12	2

Seattle

S
e
a
t
t
l
e

S
e
a
t
t
l
e

Average RPI Win:	196	WON-LOST	WINNING	LAST 15	STRENGTH OF	OPP. STRENGTH	TEAM	ADJ	CONF.	ADJ CONF.						
Average RPI Loss:	142	RECORD	PCT. RANK	GAMES	SCHEDULE	OF SCHEDULE	RPI	RPI	RPI	RPI						
DIV. I ONLY		19-17-0	.52778	127	8-7-0	116	243	97	.52541	97	25	25				
DIV. I NON-CONF.		9-11-0	.45	176	2-1-0	7	221	43	.56342	43	23	23				
<hr/>																
TOTALS	RPI 1-25	RPI 26-50		W-L RECORDS		RPI 51-100		RPI 101-150		RPI 150+						
19-17-0	0-3-0	0-0-0		OVERALL		1-2-0		2-3-0		16-9-0						
8-2-0	0-0-0	0-0-0		HOME		0-0-0		1-0-0		7-2-0						
10-14-0	0-3-0	0-0-0		AWAY		0-2-0		1-3-0		9-6-0						
1-1-0	0-0-0	0-0-0		NEUTRAL		1-0-0		0-0-0		0-1-0						
<hr/>																
9-11-0	0-3-0	0-0-0		NON-CONFERENCE		1-2-0		2-3-0		6-3-0						
1-1-0	0-0-0	0-0-0		HOME		0-0-0		1-0-0		0-1-0						
7-9-0	0-3-0	0-0-		AWAY		0-2-0		1-3-0		6-1-0						
1-1-0	0-0-0	0-0-0		NEUTRAL		1-0-0		0-0-0		0-1-0						
<hr/>																
10-6-0	0-0-0	0-0-0		CONFERENCE		0-0-0		0-0-0		10-6-0						
7-1-0	0-0-0	0-0-0		HOME		0-0-0		0-0-0		7-1-0						
3-5-0	0-0-0	0-0-0		AWAY		0-0-0		0-0-0		3-5-0						
0-0-0	0-0-0	0-0-0		NEUTRAL		0-0-0		0-0-0		0-0-0						
<hr/>																
RPI	S	Opponent	Score		RPI	S	Opponent	Score		RPI	S	Opponent	Score			
2	A	Louisville	2	4						111	H	Seton Hall	7	4		
2	A	Louisville	0	11						55	A	Old Dominion	4	10		
2	A	Louisville	1	9						93	N	Penn St.	6	2		
												150	A	Navy	4	1
												150	A	Navy	0	1
												150	A	Navy	0	1
												157	A	St. John's (NY)	9	4
												158	A	Richmond	5	3
												159	H	Monmouth	3	7
												174	A	Georgetown	3	4
												174	A	Georgetown	4	0
												174	A	Georgetown	7	3
												174	A	Georgetown	8	4
												199	A	Yale	1	6
												199	A	Yale	3	6
												208	A	Columbia	7	8
												208	A	Columbia	4	5
												208	A	Columbia	4	8
												208	A	Columbia	6	2
												220	A	Rider	7	2
												223	H	Penn	2	5
												223	H	Penn	5	1
												223	H	Penn	7	2
												223	H	Penn	3	1
												227	H	Harvard	4	1
												227	H	Harvard	14	5
												229	H	Dartmouth	2	1
												229	H	Dartmouth	9	8
<hr/>																
LAST 15 GAMES																
				208	A	Columbia	7	8				223	H	Penn	3	1
				208	A	Columbia	4	5				223	H	Penn	7	2
				208	A	Columbia	6	2				157	A	St. John's (NY)	9	4
				208	A	Columbia	4	8								
				220	A	Rider	7	2								

Non-Div. I Games:

Princeton

223	H	Penn	2	5
223	H	Penn	5	1

RPI	S	Opponent	Score	
260	A	Brown	25	7
260	A	Brown	11	9
266	N	NYIT	1	2

Princeton

P
r
i
n
c
e
t
o
n

P
r
i
n
c
e
t
o
n

Average RPI Win:	173	WON-LOST	WINNING	LAST 15	STRENGTH OF	OPP. STRENGTH	TEAM	ADJ	CONF.	ADJ CONF.		
Average RPI Loss:	100	RECORD	PCT. RANK	GAMES	SCHEDULE	OF SCHEDULE	RPI	RPI	RPI	RPI		
DIV. I ONLY		24-16-0	.6	82	10-5-0	149	124	98	.5248	98	11	11
DIV. I NON-CONF.		20-11-0	.64516	68	6-0-0	174	119	84	.53664	84	13	13
<hr/>												
TOTALS	RPI 1-25	RPI 26-50		W-L RECORDS		RPI 51-100		RPI 101-150		RPI 150+		
24-16-0	2-3-0	0-3-0		OVERALL		4-3-0		5-4-0		13-3-0		
8-8-0	0-0-0	0-3-0		HOME		1-2-0		0-1-0		7-2-0		
9-6-0	2-3-0	0-0-0		AWAY		0-0-0		4-3-0		3-0-0		
7-2-0	0-0-0	0-0-0		NEUTRAL		3-1-0		1-0-0		3-1-0		
20-11-0	2-3-0	0-0-0		NON-CONFERENCE		4-3-0		3-3-0		11-2-0		
6-4-0	0-0-0	0-0-0		HOME		1-2-0		0-1-0		5-1-0		
7-5-0	2-3-0	0-0-		AWAY		0-0-0		2-2-0		3-0-0		
7-2-0	0-0-0	0-0-0		NEUTRAL		3-1-0		1-0-0		3-1-0		
4-5-0	0-0-0	0-3-0		CONFERENCE		0-0-0		2-1-0		2-1-0		
2-4-0	0-0-0	0-3-0		HOME		0-0-0		0-0-0		2-1-0		
2-1-0	0-0-0	0-0-0		AWAY		0-0-0		2-1-0		0-0-0		
0-0-0	0-0-0	0-0-0		NEUTRAL		0-0-0		0-0-0		0-0-0		
RPI	S	Opponent	Score	RPI	S	Opponent	Score	RPI	S	Opponent	Score	
8	A	North Carolina St.	3 8	40	H	Dallas Baptist	2 3	52	N	Boston College	3 5	
8	A	North Carolina St.	11 7	40	H	Dallas Baptist	5 10	70	N	Oral Roberts	3 2	
24	A	Oklahoma St.	2 9	40	H	Dallas Baptist	6 7	70	N	Oral Roberts	9 5	
24	A	Oklahoma St.	0 1					83	H	Nebraska	4 10	
24	A	Oklahoma St.	2 0					83	H	Nebraska	4 11	
								90	H	Illinois	5 4	
								91	N	Iowa	11 3	

Non-Div. I Games:

Indiana St.

246 H Illinois St.	6	5
246 H Illinois St.	1	5

I
n
d
i
a
n
a
S
t
.

I
n
d
i
a
n
a
S
t
.

M
a
r
s
h
a
l
l

Marshall

27 H Fla. Atlantic	2	10
27 H Fla. Atlantic	3	6

M
a
r
s
h
a
l
l

M
a
r
s
h
a
l
l

Average RPI Win: 163		WON-LOST	WINNING	LAST 15	STRENGTH OF		OPP. STRENGTH	TEAM	ADJ	CONF.	ADJ CONF.
Average RPI Loss: 102		RECORD	PCT. RANK	GAMES	SCHEDULE		OF SCHEDULE	RPI	RPI	RPI	RPI
DIV. I ONLY		25-14-1	.6375	58	8-7-0		215	86	100	.52361	100
DIV. I NON-CONF.		20-7-1	.73214	34	5-1-0		213	105	58	.55033	58
TOTALS		RPI 1-25	RPI 26-50		W-L RECORDS		RPI 51-100		RPI 101-150		RPI 150+
25-14-1	1-1-0	1-0-0		OVERALL		3-9-0		7-2-0		13-2-1	
15-2-0	0-0-0	0-0-0		HOME		2-1-0		3-0-0		10-1-0	
5-9-0	1-1-0	0-0-0		AWAY		1-6-0		2-2-0		1-0-0	
5-3-1	0-0-0	1-0-0		NEUTRAL		0-2-0		2-0-0		2-1-1	
20-7-1	1-1-0	1-0-0		NON-CONFERENCE		0-3-0		7-2-0		11-1-1	
11-0-0	0-0-0	0-0-0		HOME		0-0-0		3-0-0		8-0-0	
4-4-0	1-1-0	0-0-		AWAY		0-1-0		2-2-0		1-0-0	
5-3-1	0-0-0	1-0-0		NEUTRAL		0-2-0		2-0-0		2-1-1	
5-7-0	0-0-0	0-0-0		CONFERENCE		3-6-0		0-0-0		2-1-0	
4-2-0	0-0-0	0-0-0		HOME		2-1-0		0-0-0		2-1-0	
1-5-0	0-0-0	0-0-0		AWAY		1-5-0		0-0-0		0-0-0	
0-0-0	0-0-0	0-0-0		NEUTRAL		0-0-0		0-0-0		0-0-0	
RPI S	Opponent	Score		RPI S	Opponent	Score		RPI S	Opponent	Score	
9 A	Coastal Caro.	2	3	33 N	Pittsburgh	11	8	52 N	Boston College	2	6
9 A	Coastal Caro.	6	4					59 A	Maryland	4	5
								59 A	Maryland	0	3
								59 A	Maryland	1	2
								63 N	Duke	1	8
								68 H	Rutgers	4	7
								68 H	Rutgers	11	3
								68 H	Rutgers	2	1
								84 A	Kent St.	3	8
								90 A	Illinois	9	1
								90 A	Illinois	3	5
								90 A	Illinois	0	1
LAST 15 GAMES											
90 A	Illinois	3	5	113 H	Morehead St.	7	3	111 N	Seton Hall	9	3
90 A	Illinois	9	1	113 H	Morehead St.	1	0	113 H	Morehead St.	7	3
90 A	Illinois	0	1	59 A	Maryland	4	5	113 H	Morehead St.	1	0
124 H	Cincinnati	9	0					124 H	Cincinnati	9	0
68 H	Rutgers	2	1					130 N	Liberty	5	4
								146 A	UNLV	2	5
								146 A	UNLV	8	7
								146 A	UNLV	7	8
								146 A	UNLV	20	3
								171 H	Xavier	11	6
								206 H	Bethune-Cookman	11	2
								206 H	Bethune-Cookman	6	2
								206 H	Bethune-Cookman	13	5
								222 N	Niagara	10	7
								230 H	Hofstra	4	2
								230 H	Hofstra	12	1
								230 H	Hofstra	2	1
								234 H	Toledo	9	8
								234 N	Toledo	5	5
								234 N	Toledo	7	1
								239 A	Ohio	6	3
								246 N	Illinois St.	4	5
								252 H	Northwestern	5	4
								252 H	Northwestern	5	2
								252 H	Northwestern	5	6

Non-Div. I Games:

Ohio St.

68 H Rutgers	11	3
68 H Rutgers	4	7

O
h
i
o
s
t
.

O
h
i
o
s
t
.

Average RPI Win: 131		WON-LOST	WINNING	LAST 15	STRENGTH OF		OPP. STRENGTH	TEAM	ADJ	CONF.	ADJ CONF.
Average RPI Loss: 67		RECORD	PCT. RANK	GAMES	SCHEDULE		OF SCHEDULE	RPI	RPI	RPI	RPI
DIV. I ONLY		17-16-0	.51515	134	6-8-0		105	10	101	.52324	101
DIV. I NON-CONF.		10-7-0	.58824	94	1-2-0		128	15	68	.54423	68
TOTALS		RPI 1-25	RPI 26-50		W-L RECORDS		RPI 51-100		RPI 101-150		RPI 150+
17-16-0		2-4-0	3-5-0		OVERALL		1-4-0		4-2-0		7-1-0
12-6-0		2-1-0	2-2-0		HOME		0-0-0		4-2-0		4-1-0
5-10-0		0-3-0	1-3-0		AWAY		1-4-0		0-0-0		3-0-0
0-0-0		0-0-0	0-0-0		NEUTRAL		0-0-0		0-0-0		0-0-0
10-7-0		2-4-0	0-1-0		NON-CONFERENCE		1-1-0		0-0-0		7-1-0
6-2-0		2-1-0	0-0-0		HOME		0-0-0		0-0-0		4-1-0
4-5-0		0-3-0	0-0-		AWAY		1-1-0		0-0-0		3-0-0
0-0-0		0-0-0	0-0-0		NEUTRAL		0-0-0		0-0-0		0-0-0
7-9-0		0-0-0	3-4-0		CONFERENCE		0-3-0		4-2-0		0-0-0
6-4-0		0-0-0	2-2-0		HOME		0-0-0		4-2-0		0-0-0
1-5-0		0-0-0	1-2-0		AWAY		0-3-0		0-0-0		0-0-0
0-0-0		0-0-0	0-0-0		NEUTRAL		0-0-0		0-0-0		0-0-0
RPI S	Opponent	Score	RPI S	Opponent	Score	RPI S	Opponent	Score	RPI S	Opponent	Score
10 H	UC Santa Barbara	13 1	44 A	Notre Dame	3 6	69 A	UCLA	3 6	120 H	Southern California	12 8
10 H	UC Santa Barbara	0 1	45 H	California	2 12	69 A	UCLA	2 4	120 H	Southern California	4 3
10 H	UC Santa Barbara	3 1	45 H	California	4 3	69 A	UCLA	1 13	120 H	Southern California	8 5
13 A	Mississippi St.	4 10	45 H	California	11 5	72 A	Michigan St.	2 3	132 H	Utah	9 5
13 A	Mississippi St.	3 9	47 H	Oregon St.	10 11	96 A	Seattle	6 4	132 H	Utah	1 4
13 A	Mississippi St.	2 5	49 A	Washington	2 0				132 H	Utah	0 2
			49 A	Washington	4 7				180 H	Portland	10 1
			49 A	Washington	6 9				185 A	San Diego St.	4 3
									185 A	San Diego St.	8 2
									185 A	San Diego St.	10 5
									246 H	Illinois St.	2 3
									246 H	Illinois St.	4 2
									246 H	Illinois St.	8 5
									246 H	Illinois St.	3 1
LAST 15 GAMES											
			69 A	UCLA	1 13	45 H	California	11 5			
			69 A	UCLA	2 4	45 H	California	4 3			
			69 A	UCLA	3 6	45 H	California	2 12			
			47 H	Oregon St.	10 11						
			120 H	Southern California	8 5						

Non-Div. I Games:

Oregon

120 H Southern California	12	8
120 H Southern California	4	3

O
r
e
g
o
n

O
r
e
g
o
n

Average RPI Win: 181		WON-LOST	WINNING	LAST 15	STRENGTH OF		OPP. STRENGTH	TEAM	ADJ	CONF.	ADJ CONF.
Average RPI Loss: 64		RECORD	PCT. RANK	GAMES	SCHEDULE		OF SCHEDULE	RPI	RPI	RPI	RPI
DIV. I ONLY		20-21-0	.4878	155	38		97	102	.52233	102	1
DIV. I NON-CONF.		16-7-0	.69565	47	220		271	129	.51095	129	2
TOTALS		RPI 1-25	RPI 26-50		W-L RECORDS		RPI 51-100		RPI 101-150		RPI 150+
20-21-0		0-12-0	1-1-0		OVERALL		2-2-0		5-3-0		12-3-0
10-11-0		0-6-0	1-1-0		HOME		0-0-0		2-1-0		7-3-0
3-8-0		0-6-0	0-0-0		AWAY		2-2-0		1-0-0		0-0-0
7-2-0		0-0-0	0-0-0		NEUTRAL		0-0-0		2-2-0		5-0-0
16-7-0		0-0-0	1-1-0		NON-CONFERENCE		0-1-0		3-2-0		12-3-0
8-4-0		0-0-0	1-1-0		HOME		0-0-0		0-0-0		7-3-0
1-1-0		0-0-0	0-0-		AWAY		0-1-0		1-0-0		0-0-0
7-2-0		0-0-0	0-0-0		NEUTRAL		0-0-0		2-2-0		5-0-0
4-14-0		0-12-0	0-0-0		CONFERENCE		2-1-0		2-1-0		0-0-0
2-7-0		0-6-0	0-0-0		HOME		0-0-0		2-1-0		0-0-0
2-7-0		0-6-0	0-0-0		AWAY		2-1-0		0-0-0		0-0-0
0-0-0		0-0-0	0-0-0		NEUTRAL		0-0-0		0-0-0		0-0-0
RPI S	Opponent	Score	RPI S	Opponent	Score	RPI S	Opponent	Score	RPI S	Opponent	Score
1 A	Florida	2 6	37 H	Southeast Mo. St.	13 6	89 A	Missouri St.	1 16	107 H	Auburn	9 11
1 A	Florida	3 4	37 H	Southeast Mo. St.	2 7	92 A	Arkansas	10 1	107 H	Auburn	2 0
1 A	Florida	5 7				92 A	Arkansas	6 7	107 H	Auburn	4 3
3 A	South Carolina	2 9				92 A	Arkansas	8 5	111 N	Seton Hall	1 9
3 A	South Carolina	5 8							111 N	Seton Hall	4 1
3 A	South Carolina	1 5							111 N	Seton Hall	7 0
14 H	LSU	5 9							111 N	Seton Hall	4 8
14 H	LSU	2 15							135 A	FIU	7 6
14 H	LSU	5 7							196 H	Ill.-Chicago	13 5
17 H	Vanderbilt	0 2							196 H	Ill.-Chicago	2 4
17 H	Vanderbilt	6 8							196 H	Ill.-Chicago	7 4
17 H	Vanderbilt	7 17							196 H	Ill.-Chicago	10 5
									230 N	Hofstra	11 4
									230 N	Hofstra	8 0
									230 N	Hofstra	3 2
									230 N	Hofstra	12 2
									238 H	SIUE	9 6
									244 H	Youngstown St.	2 3
									244 H	Youngstown St.	3 4
									244 H	Youngstown St.	8 3
									269 N	Saint Louis	5 3
									276 H	Ark.-Pine Bluff	2 0
									298 H	Alabama A&M	5 3
			LAST 15 GAMES								
			3 A	South Carolina	2 9	107 H	Auburn	4 3			
			3 A	South Carolina	1 5	107 H	Auburn	2 0			
			3 A	South Carolina	5 8	107 H	Auburn	9 11			
			14 H	LSU	2 15						
			14 H	LSU	5 9						

Non-Div. I Games:

Missouri

14	H	LSU	5	7
89	A	Missouri St.	1	16

M
i
s
s
o
u
r
i

M
i
s
s
o
u
r
i

Average RPI Win:		152	WON-LOST RECORD		WINNING PCT. RANK	LAST 15 GAMES	STRENGTH OF SCHEDULE		OPP. STRENGTH OF SCHEDULE	TEAM RPI	ADJ RPI	CONF. RPI	ADJ CONF. RPI							
DIV. I ONLY			20-18-0		.52632	128	8-7-0		94	171	103	.52175	103	10	10					
DIV. I NON-CONF.			7-10-0		.41176	200	0-3-0		184	251	243	.44903	242	11	11					
TOTALS		RPI 1-25		RPI 26-50		W-L RECORDS		RPI 51-100		RPI 101-150		RPI 150+								
20-18-0		2-1-0		0-3-0		OVERALL		5-5-0		2-2-0		11-7-0								
11-7-0		0-0-0		0-0-0		HOME		4-2-0		0-1-0		7-4-0								
9-11-0		2-1-0		0-3-0		AWAY		1-3-0		2-1-0		4-3-0								
0-0-0		0-0-0		0-0-0		NEUTRAL		0-0-0		0-0-0		0-0-0								
7-10-0		0-0-0		0-0-0		NON-CONFERENCE		2-5-0		0-1-0		5-4-0								
6-6-0		0-0-0		0-0-0		HOME		1-2-0		0-1-0		5-3-0								
1-4-0		0-0-0		0-0-		AWAY		1-3-0		0-0-0		0-1-0								
0-0-0		0-0-0		0-0-0		NEUTRAL		0-0-0		0-0-0		0-0-0								
13-8-0		2-1-0		0-3-0		CONFERENCE		3-0-0		2-1-0		6-3-0								
5-1-0		0-0-0		0-0-0		HOME		3-0-0		0-0-0		2-1-0								
8-7-0		2-1-0		0-3-0		AWAY		0-0-0		2-1-0		4-2-0								
0-0-0		0-0-0		0-0-0		NEUTRAL		0-0-0		0-0-0		0-0-0								
RPI	S	Opponent		Score		RPI	S	Opponent		Score		RPI	S	Opponent		Score				
12	A	La.-Lafayette		10 5		38	A	South Ala.		3 13		70	A	Oral Roberts		2 3				
12	A	La.-Lafayette		7 1		38	A	South Ala.		5 7		70	A	Oral Roberts		3 4				
12	A	La.-Lafayette		4 15		38	A	South Ala.		6 10		70	A	Oral Roberts		9 8				
												70	A	Oral Roberts		5 14				
												74	H	Louisiana Tech		4 7				
												82	H	Troy		10 9				
												82	H	Troy		4 3				
												82	H	Troy		11 8				
												98	H	Indiana St.		6 5				
												98	H	Indiana St.		2 7				
															107	H	Oklahoma		2 5	
															126	A	Ga. Southern		3 2	
															126	A	Ga. Southern		2 3	
															126	A	Ga. Southern		17 8	
															152	A	Texas St.		10 2	
															152	A	Texas St.		8 7	
															152	A	Texas St.		7 6	
															167	A	Central Ark.		1 6	
															167	H	Central Ark.		6 5	
															194	H	Kansas		4 2	
															228	H	IPFW		6 9	
															228	H	IPFW		7 9	
															228	H	IPFW		8 6	
															228	H	IPFW		2 4	
															235	H	Georgia St.		9 7	
															235	H	Georgia St.		5 7	
															235	H	Georgia St.		15 2	
															250	A	Appalachian St.		7 8	
															250	A	Appalachian St.		7 8	
															250	A	Appalachian St.		9 3	
															276	H	Ark.-Pine Bluff		7 2	
															300	H	Mississippi Val.		20 3	
LAST 15 GAMES																				
						126	A	Ga. Southern		17 8		235	H	Georgia St.		9 7				
						126	A	Ga. Southern		3 2		235	H	Georgia St.		15 2				
						126	A	Ga. Southern		2 3		235	H	Georgia St.		5 7				
						152	A	Texas St.		7 6										
						152	A	Texas St.		10 2										

Non-Div. I Games:

Little Rock

152	A	Texas St.	8	7
167	A	Central Ark.	1	6

L
i
t
t
l
e
R
o
c
k

L
i
t
t
l
e
R
o
c
k

Average RPI Win: 172		WON-LOST RECORD		WINNING PCT. RANK		LAST 15 GAMES		STRENGTH OF SCHEDULE		OPP. STRENGTH OF SCHEDULE		TEAM RPI		ADJ RPI		CONF. RPI		ADJ CONF. RPI	
DIV. I ONLY		25-16-0		.60976 75		9-6-0		151		98		104		.5214 104		14		14	
DIV. I NON-CONF.		15-11-0		.57692 103		1-2-0		145		54		119		.51861 119		17		17	
TOTALS		RPI 1-25		RPI 26-50		W-L RECORDS		RPI 51-100		RPI 101-150		RPI 150+							
25-16-0		1-1-0		1-1-0		OVERALL		2-4-0		3-5-0		18-5-0							
17-9-0		0-1-0		0-1-0		HOME		2-1-0		2-2-0		13-4-0							
8-7-0		1-0-0		1-0-0		AWAY		0-3-0		1-3-0		5-1-0							
0-0-0		0-0-0		0-0-0		NEUTRAL		0-0-0		0-0-0		0-0-0							
15-11-0		1-1-0		1-1-0		NON-CONFERENCE		2-4-0		0-2-0		11-3-0							
11-6-0		0-1-0		0-1-0		HOME		2-1-0		0-1-0		9-2-0							
4-5-0		1-0-0		1-0-		AWAY		0-3-0		0-1-0		2-1-0							
0-0-0		0-0-0		0-0-0		NEUTRAL		0-0-0		0-0-0		0-0-0							
10-5-0		0-0-0		0-0-0		CONFERENCE		0-0-0		3-3-0		7-2-0							
6-3-0		0-0-0		0-0-0		HOME		0-0-0		2-1-0		4-2-0							
4-2-0		0-0-0		0-0-0		AWAY		0-0-0		1-2-0		3-0-0							
0-0-0		0-0-0		0-0-0		NEUTRAL		0-0-0		0-0-0		0-0-0							
RPI S	Opponent	Score		RPI S	Opponent	Score		RPI S	Opponent	Score		RPI S	Opponent	Score					
22 A	Georgia Tech	9	8	28 A	Georgia	3	1	53 A	Col. of Charleston	4	5	105 A	Samford	1	3				
22 H	Georgia Tech	5	6	28 H	Georgia	6	7	53 A	Col. of Charleston	2	6	105 A	Samford	5	3				
								53 A	Col. of Charleston	13	17	105 A	Samford	5	11				
								67 H	Austin Peay	13	12	126 A	Ga. Southern	5	8				
								67 H	Austin Peay	7	10	126 H	Ga. Southern	10	11				
								67 H	Austin Peay	14	4	131 H	Wofford	5	7				
												131 H	Wofford	14	3				
												131 H	Wofford	12	7				
												155 H	Furman	8	4				
												155 H	Furman	0	4				
												155 H	Furman	8	7				
												169 H	Florida A&M	7	14				
												169 H	Florida A&M	11	3				
												171 H	Xavier	18	14				
												171 H	Xavier	5	3				
												171 H	Xavier	3	1				
												183 A	Kennesaw St.	9	6				
												183 A	Kennesaw St.	10	7				
												183 H	Kennesaw St.	11	5				
												214 H	Radford	9	2				
												214 H	Radford	8	7				
												214 H	Radford	10	7				
												233 H	VMI	3	4				
												233 H	VMI	7	2				
												233 H	VMI	10	6				
												235 A	Georgia St.	3	4				
												235 H	Georgia St.	6	10				
				LAST 15 GAMES															
				155 H	Furman	0	4	126 A	Ga. Southern	5	8	233 H	VMI	7	2				
				155 H	Furman	8	4	273 A	ETSU	9	8	233 H	VMI	10	6				
				155 H	Furman	8	7	273 A	ETSU	12	9	233 H	VMI	10	6				
				22 A	Georgia Tech	9	8					235 A	Georgia St.	3	4				
				233 H	VMI	7	2					235 H	Georgia St.	6	10				

Non-Div. I Games:

Mercer

233	H	VMI	3	4
233	H	VMI	10	6

RPI	S	Opponent	Score	
273	A	ETSU	7	5
273	A	ETSU	9	8
273	A	ETSU	12	9
288	H	Savannah St.	16	6

Mercer

M
e
r
c
e
r

M
e
r
c
e
r

Average RPI Win: 151		WON-LOST RECORD	WINNING PCT. RANK	LAST 15 GAMES	STRENGTH OF SCHEDULE	OPP. STRENGTH OF SCHEDULE	TEAM RPI	ADJ RPI	CONF. RPI	ADJ CONF. RPI													
Average RPI Loss: 106																							
DIV. I ONLY		23-18-0	.56098 105	8-7-0	92	130	105	.52133 105	14	14													
DIV. I NON-CONF.		17-12-0	.58621 97	4-3-0	97	153	115	.52188 115	17	17													
<hr/>																							
TOTALS		RPI 1-25		RPI 26-50		W-L RECORDS		RPI 51-100		RPI 101-150		RPI 150+											
23-18-0		1-2-0		1-3-0		OVERALL		4-3-0		7-6-0		10-4-0											
17-9-0		0-0-0		1-3-0		HOME		3-2-0		5-2-0		8-2-0											
6-9-0		1-2-0		0-0-0		AWAY		1-1-0		2-4-0		2-2-0											
0-0-0		0-0-0		0-0-0		NEUTRAL		0-0-0		0-0-0		0-0-0											
17-12-0		1-2-0		1-3-0		NON-CONFERENCE		4-3-0		2-2-0		9-2-0											
13-7-0		0-0-0		1-3-0		HOME		3-2-0		1-0-0		8-2-0											
4-5-0		1-2-0		0-0-		AWAY		1-1-0		1-2-0		1-0-0											
0-0-0		0-0-0		0-0-0		NEUTRAL		0-0-0		0-0-0		0-0-0											
6-6-0		0-0-0		0-0-0		CONFERENCE		0-0-0		5-4-0		1-2-0											
4-2-0		0-0-0		0-0-0		HOME		0-0-0		4-2-0		0-0-0											
2-4-0		0-0-0		0-0-0		AWAY		0-0-0		1-2-0		1-2-0											
0-0-0		0-0-0		0-0-0		NEUTRAL		0-0-0		0-0-0		0-0-0											
RPI	S	Opponent		Score		RPI	S	Opponent		Score		RPI	S	Opponent		Score							
19	A	Southern Miss.		2	8	43	H	BYU		1	7	61	H	Jacksonville		2	9	104	H	Mercer		3	1
19	A	Southern Miss.		10	8	43	H	BYU		4	6	61	H	Jacksonville		2	7	104	H	Mercer		3	5
19	A	Southern Miss.		3	6	43	H	BYU		3	4	61	H	Jacksonville		8	5	104	H	Mercer		11	5
						43	H	BYU		10	5	65	A	Jacksonville St.		7	6	110	A	Western Caro.		5	6
												65	H	Jacksonville St.		10	7	110	A	Western Caro.		13	7
												82	A	Troy		3	5	110	A	Western Caro.		5	10
												82	H	Troy		20	6	116	H	UAB		13	2
																		131	H	Wofford		11	3
																		131	H	Wofford		6	0
																		131	H	Wofford		3	4
																		142	A	La.-Monroe		10	2
																		142	A	La.-Monroe		2	5
																		142	A	La.-Monroe		4	6
																		155	A	Furman		5	8
																		155	A	Furman		5	3
																		155	A	Furman		2	4
																		172	A	Alabama St.		18	7
																		172	H	Alabama St.		13	3
																		194	H	Kansas		13	9
																		194	H	Kansas		5	9
																		194	H	Kansas		3	2
																		280	H	Butler		14	1
																		280	H	Butler		4	3
																		280	H	Butler		16	1
																		280	H	Butler		12	2
																		298	H	Alabama A&M		5	7
																		298	H	Alabama A&M		18	6
																		298	H	Alabama A&M		5	7
<hr/>																							
LAST 15 GAMES																							
						194	H	Kansas		5	9	110	A	Western Caro.		5	10	280	H	Butler		4	3
						194	H	Kansas		13	9	172	H	Alabama St.		13	3	280	H	Butler		16	1
						194	H	Kansas		3	2	131	H	Wofford		6	0	280	H	Butler		12	2
						298	H	Alabama A&M		18	6							298	H	Alabama A&M		5	7
						298	H	Alabama A&M		5	7							298	H	Alabama A&M		18	6

Non-Div. I Games:

Samford

110 A Western Caro.	5	6
110 A Western Caro.	13	7

S
a
m
f
o
r
d

S
a
m
f
o
r
d

Average RPI Win: 110		WON-LOST RECORD		WINNING PCT. RANK		LAST 15 GAMES		STRENGTH OF SCHEDULE		OPP. STRENGTH OF SCHEDULE		TEAM RPI		ADJ RPI		CONF. RPI		ADJ CONF. RPI					
DIV. I ONLY		19-21-0		.475 165		8-7-0		48		31		106		.52122 106		5		5					
DIV. I NON-CONF.		10-15-0		.4 206		1-2-0		57		26		168		.4881 168		5		5					
TOTALS		RPI 1-25		RPI 26-50		W-L RECORDS		RPI 51-100		RPI 101-150		RPI 150+											
19-21-0		4-3-0		1-7-0		OVERALL		4-5-0		4-3-0		6-3-0											
12-13-0		2-1-0		1-7-0		HOME		3-2-0		3-1-0		3-2-0											
7-7-0		2-2-0		0-0-0		AWAY		1-2-0		1-2-0		3-1-0											
0-1-0		0-0-0		0-0-0		NEUTRAL		0-1-0		0-0-0		0-0-0											
10-15-0		0-1-0		1-7-0		NON-CONFERENCE		4-5-0		3-1-0		2-1-0											
8-11-0		0-0-0		1-7-0		HOME		3-2-0		3-1-0		1-1-0											
2-3-0		0-1-0		0-0-		AWAY		1-2-0		0-0-0		1-0-0											
0-1-0		0-0-0		0-0-0		NEUTRAL		0-1-0		0-0-0		0-0-0											
9-6-0		4-2-0		0-0-0		CONFERENCE		0-0-0		1-2-0		4-2-0											
4-2-0		2-1-0		0-0-0		HOME		0-0-0		0-0-0		2-1-0											
5-4-0		2-1-0		0-0-0		AWAY		0-0-0		1-2-0		2-1-0											
0-0-0		0-0-0		0-0-0		NEUTRAL		0-0-0		0-0-0		0-0-0											
RPI	S	Opponent		Score		RPI	S	Opponent		Score		RPI	S	Opponent		Score							
4	A	Texas A&M		4	5	39	H	Tulane		10	3	69	A	UCLA		3	6	107	A	Oklahoma	1	6	
15	A	Texas Tech		7	4	39	H	Tulane		2	3	69	A	UCLA		4	5	107	A	Oklahoma	3	4	
15	A	Texas Tech		6	13	39	H	Tulane		3	5	69	A	UCLA		7	5	107	A	Oklahoma	5	3	
15	A	Texas Tech		17	1	45	H	California		0	6	79	N	Houston		2	3	141	H	UTSA	11	2	
21	H	TCU		2	0	45	H	California		3	4	81	H	Sam Houston St.		12	3	146	H	UNLV	7	0	
21	H	TCU		4	3	45	H	California		1	4	86	H	Stanford		9	0	146	H	UNLV	3	4	
21	H	TCU		5	9	45	H	California		7	10	86	H	Stanford		4	3	146	H	UNLV	11	2	
						47	H	Lamar		2	4	86	H	Stanford		0	1	151	A	Kansas St.	2	3	
												86	H	Stanford		1	11	151	A	Kansas St.	12	5	
																		151	A	Kansas St.	6	3	
																		152	A	Texas St.	10	4	
																		194	H	Kansas	12	2	
																		194	H	Kansas	8	6	
																		194	H	Kansas	5	11	
																		231	H	A&M-Corpus Christi	0	5	
																		274	H	UTRGV	7	5	
						LAST 15 GAMES																	
						15	A	Texas Tech		17	1	79	N	Houston		2	3						
						15	A	Texas Tech		7	4	151	A	Kansas St.		2	3						
						15	A	Texas Tech		6	13	151	A	Kansas St.		12	5						
						274	H	UTRGV		7	5												
						194	H	Kansas		12	2												

Non-Div. I Games:

Texas

194	H	Kansas	8	6
194	H	Kansas	5	11

T
e
x
a
s

T
e
x
a
s

Average RPI Win: 139		WON-LOST	WINNING	LAST 15	STRENGTH OF		OPP. STRENGTH	TEAM	ADJ		CONF.	ADJ CONF.
Average RPI Loss: 73		RECORD	PCT. RANK	GAMES	SCHEDULE		OF SCHEDULE	RPI	RPI		RPI	RPI
DIV. I ONLY		18-22-0	.45	193	6-9-0		12	104	107		1	1
DIV. I NON-CONF.		12-9-0	.57143	107	2-1-0		69	278	141		2	2
TOTALS		RPI 1-25	RPI 26-50		W-L RECORDS		RPI 51-100		RPI 101-150		RPI 150+	
18-22-0		3-9-0	1-0-0		OVERALL		4-7-0		2-4-0		8-2-0	
15-10-0		2-5-0	0-0-0		HOME		4-2-0		1-2-0		8-1-0	
2-9-0		1-3-0	0-0-0		AWAY		0-3-0		1-2-0		0-1-0	
1-3-0		0-1-0	1-0-0		NEUTRAL		0-2-0		0-0-0		0-0-0	
12-9-0		1-2-0	0-0-0		NON-CONFERENCE		2-3-0		1-2-0		8-2-0	
11-5-0		0-1-0	0-0-0		HOME		2-1-0		1-2-0		8-1-0	
1-1-0		1-0-0	0-0-		AWAY		0-0-0		0-0-0		0-1-0	
0-3-0		0-1-0	0-0-0		NEUTRAL		0-2-0		0-0-0		0-0-0	
6-13-0		2-7-0	1-0-0		CONFERENCE		2-4-0		1-2-0		0-0-0	
4-5-0		2-4-0	0-0-0		HOME		2-1-0		0-0-0		0-0-0	
1-8-0		0-3-0	0-0-0		AWAY		0-3-0		1-2-0		0-0-0	
1-0-0		0-0-0	1-0-0		NEUTRAL		0-0-0		0-0-0		0-0-0	
RPI S	Opponent	Score	RPI S	Opponent	Score	RPI S	Opponent	Score	RPI S	Opponent	Score	
4 H	Texas A&M	10 12	41 N	Alabama	10 1	54 H	Tennessee	2 0	102 A	Missouri	11 9	
4 H	Texas A&M	9 7				54 H	Tennessee	4 13	102 A	Missouri	3 4	
4 H	Texas A&M	8 12				54 H	Tennessee	7 6	102 A	Missouri	0 2	
5 A	Ole Miss	4 6				70 H	Oral Roberts	7 8	138 H	Sacramento St.	5 6	
5 A	Ole Miss	4 7				70 H	Oral Roberts	10 1	138 H	Sacramento St.	6 7	
5 A	Ole Miss	5 6				70 H	Oral Roberts	18 11	138 H	Sacramento St.	10 5	
14 H	LSU	6 8				72 N	Michigan St.	0 3	169 H	Florida A&M	11 2	
14 H	LSU	8 5				82 N	Troy	3 4	172 H	Alabama St.	11 0	
14 H	LSU	5 10				92 A	Arkansas	1 3	172 H	Alabama St.	11 2	
19 N	Southern Miss.	1 3				92 A	Arkansas	7 14	183 A	Kennesaw St.	5 6	
22 A	Georgia Tech	14 3				92 A	Arkansas	2 3	235 H	Georgia St.	7 4	
22 H	Georgia Tech	1 4							293 H	Southern U.	5 6	
									293 H	Southern U.	7 0	
									293 H	Southern U.	18 6	
									298 H	Alabama A&M	15 1	
									298 H	Alabama A&M	5 0	
LAST 15 GAMES												
	5 A	Ole Miss	5 6		183 A	Kennesaw St.	5 6					
	5 A	Ole Miss	4 7		102 A	Missouri	3 4					
	5 A	Ole Miss	4 6		102 A	Missouri	0 2					
	172 H	Alabama St.	11 2									
	54 H	Tennessee	7 6									

Non-Div. I Games:

Auburn

54	H	Tennessee	2	0
54	H	Tennessee	4	13

A
u
b
u
r
n

A
u
b
u
r
n

Average RPI Win: 154		WON-LOST RECORD		WINNING PCT. RANK		LAST 15 GAMES		STRENGTH OF SCHEDULE		OPP. STRENGTH OF SCHEDULE		TEAM RPI		ADJ RPI		CONF. RPI		ADJ CONF. RPI	
DIV. I ONLY		20-20-1		.5 143		8-7-0		97		34		107		.52012 107		5		5	
DIV. I NON-CONF.		14-10-1		.58 100		2-0-0		181		35		106		.52592 106		5		5	
TOTALS		RPI 1-25		RPI 26-50		W-L RECORDS		RPI 51-100		RPI 101-150		RPI 150+							
20-20-1		0-7-1		1-0-0		OVERALL		2-7-0		7-4-0		10-2-0							
13-8-0		0-1-0		1-0-0		HOME		1-2-0		6-3-0		5-2-0							
7-12-0		0-6-0		0-0-0		AWAY		1-5-0		1-1-0		5-0-0							
0-0-1		0-0-1		0-0-0		NEUTRAL		0-0-0		0-0-0		0-0-0							
14-10-1		0-0-1		1-0-0		NON-CONFERENCE		2-7-0		1-1-0		10-2-0							
7-4-0		0-0-0		1-0-0		HOME		1-2-0		0-0-0		5-2-0							
7-6-0		0-0-0		0-0-0		AWAY		1-5-0		1-1-0		5-0-0							
0-0-1		0-0-1		0-0-0		NEUTRAL		0-0-0		0-0-0		0-0-0							
6-10-0		0-7-0		0-0-0		CONFERENCE		0-0-0		6-3-0		0-0-0							
6-4-0		0-1-0		0-0-0		HOME		0-0-0		6-3-0		0-0-0							
0-6-0		0-6-0		0-0-0		AWAY		0-0-0		0-0-0		0-0-0							
0-0-0		0-0-0		0-0-0		NEUTRAL		0-0-0		0-0-0		0-0-0							
RPI	S	Opponent		Score		RPI	S	Opponent		Score		RPI	S	Opponent		Score			
13	N	Mississippi St.		5	5	40	H	Dallas Baptist		12	2	69	A	UCLA		2	4		
15	A	Texas Tech		1	6							70	A	Oral Roberts		0	5		
15	A	Texas Tech		0	5							70	H	Long Beach St.		3	7		
15	A	Texas Tech		7	13							70	H	Long Beach St.		6	3		
21	A	TCU		3	11							70	H	Long Beach St.		3	6		
21	A	TCU		2	12							80	A	Fresno St.		3	2		
21	A	TCU		0	2							81	A	Sam Houston St.		3	4		
24	H	Oklahoma St.		3	4							81	A	Sam Houston St.		2	7		
												81	A	Sam Houston St.		3	4		

Non-Div. I Games:

Oklahoma

21	A	TCU	2	12
21	A	TCU	3	11

O
k
l
a
h
o
m
a

O
k
l
a
h
o
m
a

Average RPI Win: 174		WON-LOST	WINNING	LAST 15	STRENGTH OF	OPP. STRENGTH	TEAM	ADJ	CONF.	ADJ CONF.				
Average RPI Loss: 120		RECORD	PCT. RANK	GAMES	SCHEDULE	OF SCHEDULE	RPI	RPI	RPI	RPI				
DIV. I ONLY		24-14-0	.63158	63	5-10-0	211	91	109	.52008	109	9	9		
DIV. I NON-CONF.		21-5-0	.80769	16	2-1-0	277	136	92	.53214	92	12	12		
<hr/>														
TOTALS		RPI 1-25		RPI 26-50		W-L RECORDS		RPI 51-100		RPI 101-150		RPI 150+		
24-14-0		0-3-0		0-0-0		OVERALL		5-5-0		3-0-0		16-6-0		
15-6-0		0-0-0		0-0-0		HOME		4-2-0		2-0-0		9-4-0		
9-8-0		0-3-0		0-0-0		AWAY		1-3-0		1-0-0		7-2-0		
0-0-0		0-0-0		0-0-0		NEUTRAL		0-0-0		0-0-0		0-0-0		
21-5-0		0-0-0		0-0-0		NON-CONFERENCE		4-0-0		3-0-0		14-5-0		
12-3-0		0-0-0		0-0-0		HOME		3-0-0		2-0-0		7-3-0		
9-2-0		0-0-0		0-0-		AWAY		1-0-0		1-0-0		7-2-0		
0-0-0		0-0-0		0-0-0		NEUTRAL		0-0-0		0-0-0		0-0-0		
3-9-0		0-3-0		0-0-0		CONFERENCE		1-5-0		0-0-0		2-1-0		
3-3-0		0-0-0		0-0-0		HOME		1-2-0		0-0-0		2-1-0		
0-6-0		0-3-0		0-0-0		AWAY		0-3-0		0-0-0		0-0-0		
0-0-0		0-0-0		0-0-0		NEUTRAL		0-0-0		0-0-0		0-0-0		
RPI	S	Opponent		Score	RPI	S	Opponent		Score	RPI	S	Opponent		Score
10	A	UC Santa Barbara		0 1						112	A	Pepperdine		3 0
10	A	UC Santa Barbara		2 8						115	H	William & Mary		11 7
10	A	UC Santa Barbara		4 5						115	H	William & Mary		11 3
										180	A	Portland		2 1
										180	A	Portland		2 1
										180	A	Portland		5 6
										180	A	Portland		3 7
										186	H	Houston Baptist		2 0
										186	H	Houston Baptist		6 3
										186	H	Houston Baptist		7 1
										186	H	Houston Baptist		7 2
										189	H	Hawaii		5 6
										189	H	Hawaii		9 3
										189	H	Hawaii		2 1
										210	A	George Washington		4 2
										210	A	George Washington		6 5
										210	A	George Washington		9 3
										251	A	CSU Bakersfield		7 5
										251	H	CSU Bakersfield		3 5
										251	H	CSU Bakersfield		5 8
										282	H	Northern Colo.		4 2
										282	H	Northern Colo.		2 3
										282	H	Northern Colo.		6 0
										282	H	Northern Colo.		5 3
										283	A	George Mason		1 0
					LAST 15 GAMES									
					189	H	Hawaii		9 3	70	H	Long Beach St.		3 6
					189	H	Hawaii		5 6	70	H	Long Beach St.		4 2
					189	H	Hawaii		2 1	69	A	UCLA		4 1
					10	A	UC Santa Barbara		2 8					
					10	A	UC Santa Barbara		4 5					

Non-Div. I Games:

CSUN

10 A UC Santa Barbara	0	1
70 H Long Beach St.	0	12

C
S
U
N

C
S
U
N

W
e
s
t
e
r
n
C
a
r
o
.

Western Caro.

105	H	Samford	6	5
105	H	Samford	7	13

RPI	S	Opponent	Score	
233	A	VMI	7	1
273	H	ETSU	12	11
273	H	ETSU	8	14
273	H	ETSU	15	9
285	H	UNC Asheville	0	8

Average RPI Win:	200	WON-LOST RECORD	WINNING PCT. RANK	LAST 15 GAMES	STRENGTH OF SCHEDULE	OPP. STRENGTH OF SCHEDULE	TEAM RPI	ADJ RPI	CONF. RPI	ADJ CONF. RPI		
DIV. I ONLY		29-12-0	.70732	30	11-4-0	254	160	111	.51945	111	19	19
DIV. I NON-CONF.		25-10-0	.71429	40	7-2-0	278	176	140	.50616	140	18	18
<hr/>												
TOTALS	RPI 1-25		RPI 26-50		W-L RECORDS		RPI 51-100		RPI 101-150		RPI 150+	
29-12-0	1-2-0		0-0-0		OVERALL		2-3-0		5-5-0		21-2-0	
19-2-0	0-0-0		0-0-0		HOME		1-0-0		0-0-0		18-2-0	
3-7-0	1-2-0		0-0-0		AWAY		0-2-0		1-3-0		1-0-0	
7-3-0	0-0-0		0-0-0		NEUTRAL		1-1-0		4-2-0		2-0-0	
25-10-0	0-0-0		0-0-0		NON-CONFERENCE		2-3-0		5-5-0		18-2-0	
16-2-0	0-0-0		0-0-0		HOME		1-0-0		0-0-0		15-2-0	
2-5-0	0-0-0		0-0-		AWAY		0-2-0		1-3-0		1-0-0	
7-3-0	0-0-0		0-0-0		NEUTRAL		1-1-0		4-2-0		2-0-0	
4-2-0	1-2-0		0-0-0		CONFERENCE		0-0-0		0-0-0		3-0-0	
3-0-0	0-0-0		0-0-0		HOME		0-0-0		0-0-0		3-0-0	
1-2-0	1-2-0		0-0-0		AWAY		0-0-0		0-0-0		0-0-0	
0-0-0	0-0-0		0-0-0		NEUTRAL		0-0-0		0-0-0		0-0-0	
RPI	S	Opponent	Score	RPI	S	Opponent	Score	RPI	S	Opponent	Score	
20	A	Creighton	1 3					68	A	Rutgers	2 3	102 N Missouri 1 4
20	A	Creighton	5 4					68	H	Rutgers	7 6	102 N Missouri 8 4
20	A	Creighton	1 7					91	N	Iowa	7 1	102 N Missouri 9 1
								97	A	Princeton	4 7	102 N Missouri 0 7
								100	N	Ohio St.	3 9	117 N Indiana 7 2
												117 N Indiana 6 4
												135 A FIU 2 1
												135 A FIU 1 10
												135 A FIU 3 8
												135 A FIU 1 5
												159 H Monmouth 13 3
												207 N Omaha 2 1
												213 H Manhattan 3 2
												213 H Manhattan 5 0
												213 H Manhattan 2 0
												219 H Quinnipiac 14 2
												219 H Quinnipiac 5 1
												219 H Quinnipiac 4 1
												240 A Army West Point 9 4
												240 H Army West Point 2 8
												240 H Army West Point 11 0
												242 H NJIT 9 2
												247 H Villanova 13 8
												247 H Villanova 7 6
												247 H Villanova 4 3
												261 H Lafayette 5 1
												270 H LIU Brooklyn 10 0
				LAST 15 GAMES								
				247	H	Villanova	7 6	68	A	Rutgers	2 3	247 H Villanova 13 8
				247	H	Villanova	13 8	68	H	Rutgers	7 6	247 H Villanova 7 6
				247	H	Villanova	4 3	20	A	Creighton	5 4	247 H Villanova 4 3
				159	H	Monmouth	13 3					261 H Lafayette 5 1
				270	H	LIU Brooklyn	3 6					270 H LIU Brooklyn 10 0

Non-Div. I Games:

Seton Hall

270	H	LIU Brooklyn	6	1
270	H	LIU Brooklyn	10	0

RPI	S	Opponent	Score	
270	H	LIU Brooklyn	6	1
270	H	LIU Brooklyn	3	6
275	H	Iona	5	4
278	H	Wagner	9	2
288	N	Savannah St.	4	3
295	H	Saint Peter's	5	4

Seton Hall

S
e
t
o
n
H
a
l
l

S
e
t
o
n
H
a
l
l

Average RPI Win:		130	WON-LOST RECORD		WINNING PCT. RANK		LAST 15 GAMES		STRENGTH OF SCHEDULE		OPP. STRENGTH OF SCHEDULE		TEAM RPI		ADJ RPI		CONF. RPI		ADJ CONF. RPI	
DIV. I ONLY			20-18-0		.52632 128		9-6-0		84		79		112		.51921 112		8		8	
DIV. I NON-CONF.			10-10-0		.5 145		1-2-0		16		80		108		.52576 108		8		8	
TOTALS		RPI 1-25		RPI 26-50		W-L RECORDS		RPI 51-100		RPI 101-150		RPI 150+								
20-18-0		2-2-0		0-3-0		OVERALL		4-5-0		8-7-0		6-1-0								
15-9-0		2-2-0		0-0-0		HOME		1-1-0		6-5-0		6-1-0								
5-9-0		0-0-0		0-3-0		AWAY		3-4-0		2-2-0		0-0-0								
0-0-0		0-0-0		0-0-0		NEUTRAL		0-0-0		0-0-0		0-0-0								
10-10-0		2-2-0		0-3-0		NON-CONFERENCE		1-2-0		3-3-0		4-0-0								
10-5-0		2-2-0		0-0-0		HOME		1-1-0		3-2-0		4-0-0								
0-5-0		0-0-0		0-0-0		AWAY		0-1-0		2-1-0		0-0-0								
0-0-0		0-0-0		0-0-0		NEUTRAL		0-0-0		0-0-0		0-0-0								
10-8-0		0-0-0		0-0-0		CONFERENCE		3-3-0		5-4-0		2-1-0								
5-4-0		0-0-0		0-0-0		HOME		0-0-0		3-3-0		2-1-0								
5-4-0		0-0-0		0-0-0		AWAY		3-3-0		2-1-0		0-0-0								
0-0-0		0-0-0		0-0-0		NEUTRAL		0-0-0		0-0-0		0-0-0								
RPI	S	Opponent		Score		RPI	S	Opponent		Score		RPI	S	Opponent		Score				
4	H	Texas A&M		7	5	39	A	Tulane		0	11	51	A	Gonzaga		4	11			
4	H	Texas A&M		0	6	39	A	Tulane		3	4	51	A	Gonzaga		7	4			
4	H	Texas A&M		0	4	39	A	Tulane		0	15	51	A	Gonzaga		3	4			
10	H	UC Santa Barbara		6	2							64	A	Cal Poly		5	6			
												64	H	Cal Poly		12	4			
												69	H	UCLA		6	10			
												95	A	Loyola Marymount		9	8			
												95	A	Loyola Marymount		6	0			
												95	A	Loyola Marymount		0	7			
												136	H	Oakland		12	5			
												136	H	Oakland		3	7			
												136	H	Oakland		8	2			
												137	H	San Francisco		1	3			
												137	H	San Francisco		7	0			
												137	H	San Francisco		2	0			
												149	A	Santa Clara		7	1			
												149	A	Santa Clara		4	5			
												149	A	Santa Clara		10	7			
												180	H	Portland		4	0			
												180	H	Portland		2	3			
												180	H	Portland		5	4			
												208	H	Columbia		11	3			
												208	H	Columbia		12	2			
												208	H	Columbia		3	1			
												208	H	Columbia		15	6			
LAST 15 GAMES																				
180 H Portland						5	4	120 H Southern California						3	2					
180 H Portland						2	3	149 A Santa Clara						4	5					
180 H Portland						4	0	149 A Santa Clara						10	7					
69 H UCLA						6	10													
95 A Loyola Marymount						9	8													

Non-Div. I Games:

Pepperdine

95 A Loyola Marymount	0	7
95 A Loyola Marymount	6	0

P
e
p
p
e
r
d
i
n
e

P
e
p
p
e
r
d
i
n
e

Average RPI Win: 215		WON-LOST RECORD		WINNING PCT. RANK		LAST 15 GAMES		STRENGTH OF SCHEDULE		OPP. STRENGTH OF SCHEDULE		TEAM RPI		ADJ RPI		CONF. RPI		ADJ CONF. RPI	
DIV. I ONLY		23-18-0		.56098 105		7-8-0		161		223		113		.51902 113		21		21	
DIV. I NON-CONF.		13-10-0		.56522 112		2-5-0		133		202		78		.53939 78		21		21	
TOTALS		RPI 1-25		RPI 26-50		W-L RECORDS		RPI 51-100		RPI 101-150		RPI 150+							
23-18-0		0-2-0		0-4-0		OVERALL		1-4-0		2-0-0		20-8-0							
12-2-0		0-0-0		0-0-0		HOME		1-0-0		1-0-0		10-2-0							
8-15-0		0-2-0		0-4-0		AWAY		0-4-0		0-0-0		8-5-0							
3-1-0		0-0-0		0-0-0		NEUTRAL		0-0-0		1-0-0		2-1-0							
13-10-0		0-2-0		0-1-0		NON-CONFERENCE		1-4-0		2-0-0		10-3-0							
5-0-0		0-0-0		0-0-0		HOME		1-0-0		1-0-0		3-0-0							
5-9-0		0-2-0		0-0-		AWAY		0-4-0		0-0-0		5-2-0							
3-1-0		0-0-0		0-0-0		NEUTRAL		0-0-0		1-0-0		2-1-0							
10-8-0		0-0-0		0-3-0		CONFERENCE		0-0-0		0-0-0		10-5-0							
7-2-0		0-0-0		0-0-0		HOME		0-0-0		0-0-0		7-2-0							
3-6-0		0-0-0		0-3-0		AWAY		0-0-0		0-0-0		3-3-0							
0-0-0		0-0-0		0-0-0		NEUTRAL		0-0-0		0-0-0		0-0-0							
RPI S	Opponent	Score		RPI S	Opponent	Score		RPI S	Opponent	Score		RPI S	Opponent	Score					
2 A	Louisville	5	9	36 A	Kentucky	5	10	54 A	Tennessee	5	6	121 N	Arkansas St.	2	1				
8 A	North Carolina St.	5	7	37 A	Southeast Mo. St.	5	6	99 A	Marshall	5	6	147 H	Miami (OH)	17	3				
				37 A	Southeast Mo. St.	1	5	99 H	Marshall	13	0	153 H	Longwood	9	8				
				37 A	Southeast Mo. St.	4	5	100 A	Ohio St.	3	7	171 A	Xavier	3	2				
								100 A	Ohio St.	0	1	171 A	Xavier	1	7				
												171 A	Xavier	3	1				
												207 N	Omaha	5	6				
												207 N	Omaha	14	0				
												211 H	Tennessee Tech	11	6				
												211 H	Tennessee Tech	6	1				
												211 H	Tennessee Tech	5	4				
												215 A	Eastern Ky.	3	19				
												215 A	Eastern Ky.	16	2				
												215 A	Eastern Ky.	6	8				
												225 H	Belmont	12	11				
												225 H	Belmont	9	0				
												225 H	Belmont	8	20				
												238 A	SIUE	2	0				
												238 A	SIUE	11	2				
												238 A	SIUE	0	2				
												239 A	Ohio	3	15				
												243 H	Siena	11	4				
												243 H	Siena	24	7				
												269 N	Saint Louis	4	1				
												271 A	N.C. Central	4	1				
												271 A	N.C. Central	4	2				
												271 A	N.C. Central	24	4				

Morehead St.

271	H	UT	Martin	4	6
271	H	UT	Martin	10	4

Through Games Of April 25, 2016

RPI	S	Opponent	Score	
271	H	UT Martin	26	7
271	H	UT Martin	10	4
271	H	UT Martin	4	6

Morehead St.

M
o
r
e
h
e
a
d
s
t
.

M
o
r
e
h
e
a
d
s
t
.

Average RPI Win:		158	WON-LOST RECORD		WINNING PCT. RANK	LAST 15 GAMES		STRENGTH OF SCHEDULE		OPP. STRENGTH OF SCHEDULE	TEAM RPI	ADJ RPI	CONF. RPI	ADJ CONF. RPI						
Average RPI Loss:		91																		
DIV. I ONLY			22-19-0		.53659	123	8-7-0		103		94	114	.5184	114	10	10				
DIV. I NON-CONF.			14-9-0		.6087	82	2-1-0		118		68	94	.53137	94	11	11				
TOTALS		RPI 1-25		RPI 26-50		W-L RECORDS		RPI 51-100		RPI 101-150		RPI 150+								
22-19-0		2-4-0		0-4-0		OVERALL		3-3-0		8-6-0		9-2-0								
14-10-0		1-3-0		0-0-0		HOME		0-0-0		6-6-0		7-1-0								
8-9-0		1-1-0		0-4-0		AWAY		3-3-0		2-0-0		2-1-0								
0-0-0		0-0-0		0-0-0		NEUTRAL		0-0-0		0-0-0		0-0-0								
14-9-0		2-4-0		0-1-0		NON-CONFERENCE		1-2-0		4-1-0		7-1-0								
10-5-0		1-3-0		0-0-0		HOME		0-0-0		2-1-0		7-1-0								
4-4-0		1-1-0		0-0-		AWAY		1-2-0		2-0-0		0-0-0								
0-0-0		0-0-0		0-0-0		NEUTRAL		0-0-0		0-0-0		0-0-0								
8-10-0		0-0-0		0-3-0		CONFERENCE		2-1-0		4-5-0		2-1-0								
4-5-0		0-0-0		0-0-0		HOME		0-0-0		4-5-0		0-0-0								
4-5-0		0-0-0		0-3-0		AWAY		2-1-0		0-0-0		2-1-0								
0-0-0		0-0-0		0-0-0		NEUTRAL		0-0-0		0-0-0		0-0-0								
RPI	S	Opponent		Score		RPI	S	Opponent		Score		RPI	S	Opponent		Score				
15	H	Texas Tech		4	6	38	A	South Ala.		3	4	74	A	Louisiana Tech		3	8			
21	A	TCU		1	5	38	A	South Ala.		3	4	74	A	Louisiana Tech		8	12			
21	A	TCU		4	3	38	A	South Ala.		4	6	74	A	Louisiana Tech		5	4			
21	H	TCU		4	17	40	A	Dallas Baptist		2	13	82	A	Troy		2	5			
24	H	Oklahoma St.		3	2							82	A	Troy		18	5			
24	H	Oklahoma St.		3	5							82	A	Troy		4	2			
															121	H	Arkansas St.		0	4
															121	H	Arkansas St.		2	0
															121	H	Arkansas St.		11	8
															126	H	Ga. Southern		6	10
															126	H	Ga. Southern		0	6
															126	H	Ga. Southern		4	0
															127	A	Baylor		9	2
															127	H	Baylor		6	3
															142	H	La.-Monroe		8	4
															142	H	La.-Monroe		2	3
															142	H	La.-Monroe		3	8
															143	A	SFA		13	5
															143	H	SFA		1	12
															143	H	SFA		13	7
															186	H	Houston Baptist		10	0
															231	H	A&M-Corpus Christi		10	4
															231	H	A&M-Corpus Christi		6	2
															231	H	A&M-Corpus Christi		7	1
															231	H	A&M-Corpus Christi		6	8
															235	A	Georgia St.		7	8
															235	A	Georgia St.		18	16
															235	A	Georgia St.		9	5
															264	H	Incarnate Word		9	3
															264	H	Incarnate Word		13	0
															264	H	Incarnate Word		10	2

126 H Ga. Southern	0	6
126 H Ga. Southern	4	0

U
T
A
r
l
i
n
g
t
o
n

U
T
A
r
l
i
n
g
t
o
n

Average RPI Win: 189		WON-LOST	WINNING	LAST 15	STRENGTH OF		OPP. STRENGTH	TEAM	ADJ	CONF.	ADJ CONF.
Average RPI Loss: 103		RECORD	PCT. RANK	GAMES	SCHEDULE		OF SCHEDULE	RPI	RPI	RPI	RPI
DIV. I ONLY		20-20-0	.5	143	7-8-0		110	149	115	.51832	115
DIV. I NON-CONF.		11-15-0	.42308	193	2-4-0		112	138	157	.4978	156
TOTALS		RPI 1-25	RPI 26-50		W-L RECORDS		RPI 51-100		RPI 101-150		RPI 150+
20-20-0		0-1-0	0-5-0		OVERALL		0-4-0		1-5-0		19-5-0
9-5-0		0-0-0	0-3-0		HOME		0-1-0		0-0-0		9-1-0
11-12-0		0-1-0	0-1-0		AWAY		0-1-0		1-5-0		10-4-0
0-3-0		0-0-0	0-1-0		NEUTRAL		0-2-0		0-0-0		0-0-0
11-15-0		0-1-0	0-2-0		NON-CONFERENCE		0-4-0		1-5-0		10-3-0
7-2-0		0-0-0	0-0-0		HOME		0-1-0		0-0-0		7-1-0
4-10-0		0-1-0	0-0-		AWAY		0-1-0		1-5-0		3-2-0
0-3-0		0-0-0	0-1-0		NEUTRAL		0-2-0		0-0-0		0-0-0
9-5-0		0-0-0	0-3-0		CONFERENCE		0-0-0		0-0-0		9-2-0
2-3-0		0-0-0	0-3-0		HOME		0-0-0		0-0-0		2-0-0
7-2-0		0-0-0	0-0-0		AWAY		0-0-0		0-0-0		7-2-0
0-0-0		0-0-0	0-0-0		NEUTRAL		0-0-0		0-0-0		0-0-0
RPI S	Opponent	Score	RPI S	Opponent	Score	RPI S	Opponent	Score	RPI S	Opponent	Score
16 A	North Carolina	2 17	26 H	UNCW	1 2	55 A	Old Dominion	1 7	109 A	CSUN	7 11
			26 H	UNCW	4 7	66 N	UConn	1 18	109 A	CSUN	3 11
			26 H	UNCW	1 6	66 N	UConn	2 3	123 A	San Diego	13 11
			29 A	Virginia	8 16	88 H	VCU	5 12	123 A	San Diego	3 9
			47 N	Oregon St.	3 12				123 A	San Diego	3 7
									130 A	Liberty	4 8
									158 H	Richmond	12 8
									165 A	Charlotte	11 0
									165 A	Charlotte	3 7
									165 A	Charlotte	5 1
									173 H	Holy Cross	6 5
									173 H	Holy Cross	8 5
									173 H	Holy Cross	12 11
									174 H	Georgetown	16 2
									174 H	Georgetown	10 9
									174 H	Georgetown	6 8
									190 A	Northeastern	8 5
									190 A	Northeastern	3 0
									190 A	Northeastern	2 0
									193 A	James Madison	11 4
									193 A	James Madison	2 0
									193 A	James Madison	5 8
									198 A	Elon	14 7
									198 A	Elon	10 5
									198 A	Elon	7 13
									200 A	Virginia Tech	12 8
									230 H	Hofstra	15 10
LAST 15 GAMES			LAST 15 GAMES			LAST 15 GAMES			LAST 15 GAMES		
			190 A	Northeastern	3 0	193 A	James Madison	5 8			
			190 A	Northeastern	8 5	88 H	VCU	5 12			
			190 A	Northeastern	2 0	26 H	UNCW	1 6			
			16 A	North Carolina	2 17						
			284 A	Norfolk St.	3 6						

Non-Div. I Games:

William & Mary

193	A	James Madison	2	0
193	A	James Madison	11	4

RPI	S	Opponent	Score	
230	H	Hofstra	14	6
284	A	Norfolk St.	3	6
284	H	Norfolk St.	10	6

William & Mary

W
i
l
l
i
a
m
&
M
a
r
y

W
i
l
l
i
a
m
&
M
a
r
y

Average RPI Win: 124		WON-LOST	WINNING	LAST 15	STRENGTH OF	OPP. STRENGTH	TEAM	ADJ	CONF.	ADJ CONF.							
Average RPI Loss: 63		RECORD	PCT. RANK	GAMES	SCHEDULE	OF SCHEDULE	RPI	RPI	RPI	RPI							
DIV. I ONLY		17-22-0	.4359	200	8-7-0	15	55	116	.51639	116	4	4					
DIV. I NON-CONF.		8-13-0	.38095	220	1-2-0	50	74	184	.48184	184	4	4					
<hr/>																	
TOTALS		RPI 1-25		RPI 26-50		W-L RECORDS		RPI 51-100		RPI 101-150		RPI 150+					
17-22-0		3-8-0		1-4-0		OVERALL		4-5-0		4-3-0		5-2-0					
16-10-0		2-3-0		1-0-0		HOME		4-3-0		4-2-0		5-2-0					
1-12-0		1-5-0		0-4-0		AWAY		0-2-0		0-1-0		0-0-0					
0-0-0		0-0-0		0-0-0		NEUTRAL		0-0-0		0-0-0		0-0-0					
8-13-0		0-5-0		1-1-0		NON-CONFERENCE		1-2-0		1-3-0		5-2-0					
8-6-0		0-2-0		1-0-0		HOME		1-0-0		1-2-0		5-2-0					
0-7-0		0-3-0		0-0-		AWAY		0-2-0		0-1-0		0-0-0					
0-0-0		0-0-0		0-0-0		NEUTRAL		0-0-0		0-0-0		0-0-0					
9-9-0		3-3-0		0-3-0		CONFERENCE		3-3-0		3-0-0		0-0-0					
8-4-0		2-1-0		0-0-0		HOME		3-3-0		3-0-0		0-0-0					
1-5-0		1-2-0		0-3-0		AWAY		0-0-0		0-0-0		0-0-0					
0-0-0		0-0-0		0-0-0		NEUTRAL		0-0-0		0-0-0		0-0-0					
RPI	S	Opponent		Score		RPI	S	Opponent		Score		RPI	S	Opponent		Score	
5	H	Ole Miss		1	5	27	A	Fla. Atlantic		3	5	65	A	Jacksonville St.		10	11
5	H	Ole Miss		1	8	27	A	Fla. Atlantic		0	5	74	H	Louisiana Tech		4	5
18	A	Rice		3	7	27	A	Fla. Atlantic		3	7	74	H	Louisiana Tech		10	8
18	A	Rice		0	3	41	A	Alabama		6	7	74	H	Louisiana Tech		7	0
18	A	Rice		6	2	41	H	Alabama		8	0	78	H	Western Ky.		2	0
19	H	Southern Miss.		0	11							78	H	Western Ky.		5	6
19	H	Southern Miss.		5	3							78	H	Western Ky.		1	2
19	H	Southern Miss.		8	7							82	A	Troy		1	2
20	A	Creighton		1	2							82	H	Troy		7	0
20	A	Creighton		1	3												
20	A	Creighton		3	4												
						LAST 15 GAMES											
						144	H	Middle Tenn.		8	0	18	A	Rice		0	3
						144	H	Middle Tenn.		5	2	18	A	Rice		6	2
						144	H	Middle Tenn.		10	1	18	A	Rice		3	7
						19	H	Southern Miss.		0	11						
						19	H	Southern Miss.		8	7						

Non-Div. I Games:

UAB

19	H	Southern Miss.	5	3
41	A	Alabama	6	7

U
A
B

U
A
B

Average RPI Win: 164		WON-LOST	WINNING	LAST 15	STRENGTH OF		OPP. STRENGTH	TEAM	ADJ		CONF.	ADJ CONF.
Average RPI Loss: 103		RECORD	PCT. RANK	GAMES	SCHEDULE		OF SCHEDULE	RPI	RPI		RPI	RPI
DIV. I ONLY		23-15-0	.60526	77	11-4-0		205	89	117		.51631	117
DIV. I NON-CONF.		15-11-0	.57692	103	3-0-0		222	115	149		.50288	149
TOTALS		RPI 1-25	RPI 26-50		W-L RECORDS		RPI 51-100		RPI 101-150		RPI 150+	
23-15-0		0-0-0	0-0-0		OVERALL		8-8-0		4-6-0		11-1-0	
13-5-0		0-0-0	0-0-0		HOME		3-2-0		2-2-0		8-1-0	
8-8-0		0-0-0	0-0-0		AWAY		5-6-0		2-2-0		1-0-0	
2-2-0		0-0-0	0-0-0		NEUTRAL		0-0-0		0-2-0		2-0-0	
15-11-0		0-0-0	0-0-0		NON-CONFERENCE		3-4-0		4-6-0		8-1-0	
8-4-0		0-0-0	0-0-0		HOME		1-1-0		2-2-0		5-1-0	
5-5-0		0-0-0	0-0-		AWAY		2-3-0		2-2-0		1-0-0	
2-2-0		0-0-0	0-0-0		NEUTRAL		0-0-0		0-2-0		2-0-0	
8-4-0		0-0-0	0-0-0		CONFERENCE		5-4-0		0-0-0		3-0-0	
5-1-0		0-0-0	0-0-0		HOME		2-1-0		0-0-0		3-0-0	
3-3-0		0-0-0	0-0-0		AWAY		3-3-0		0-0-0		0-0-0	
0-0-0		0-0-0	0-0-0		NEUTRAL		0-0-0		0-0-0		0-0-0	
RPI S	Opponent	Score	RPI S	Opponent	Score	RPI S	Opponent	Score	RPI S	Opponent	Score	
						58 A	Cal St. Fullerton	3 8	110 H	Western Caro.	1 4	
						58 A	Cal St. Fullerton	2 3	110 H	Western Caro.	3 2	
						58 A	Cal St. Fullerton	1 6	110 H	Western Caro.	9 1	
						68 A	Rutgers	1 7	111 N	Seton Hall	4 6	
						68 A	Rutgers	9 2	111 N	Seton Hall	2 7	
						68 A	Rutgers	2 3	124 A	Cincinnati	7 3	
						72 A	Michigan St.	8 4	124 H	Cincinnati	0 5	
						72 A	Michigan St.	3 2	144 A	Middle Tenn.	4 5	
						72 A	Michigan St.	0 9	144 A	Middle Tenn.	14 4	
						87 A	Evansville	7 6	144 A	Middle Tenn.	2 3	
						91 H	Iowa	7 1	161 H	Ball St.	4 3	
						91 H	Iowa	5 6	171 A	Xavier	8 0	
						91 H	Iowa	8 2	234 H	Toledo	1 3	
						98 A	Indiana St.	7 5	234 H	Toledo	5 1	
						98 H	Indiana St.	1 5	234 H	Toledo	8 0	
						98 H	Indiana St.	5 3	234 H	Toledo	9 6	
									246 N	Illinois St.	14 1	
									256 H	Purdue	10 9	
									256 H	Purdue	3 2	
									256 H	Purdue	7 6	
									280 H	Butler	27 1	
									280 N	Butler	2 1	
LAST 15 GAMES												
						72 A	Michigan St.	8 4	161 H	Ball St.	4 3	
						72 A	Michigan St.	0 9	256 H	Purdue	7 6	
						72 A	Michigan St.	3 2	256 H	Purdue	3 2	
						171 A	Xavier	8 0				
						91 H	Iowa	5 6				

Non-Div. I Games:

Indiana

91	H	Iowa	8	2
91	H	Iowa	7	1

I
n
d
i
a
n
a

I
n
d
i
a
n
a

70 A Long Beach St.	7	2
70 A Long Beach St.	3	8

U
C
I
r
v
i
n
e

U
C
I
r
v
i
n
e

Average RPI Win:	225	WON-LOST RECORD	WINNING PCT. RANK	LAST 15 GAMES	STRENGTH OF SCHEDULE	OPP. STRENGTH OF SCHEDULE	TEAM RPI	ADJ RPI	CONF. RPI	ADJ CONF. RPI				
DIV. I ONLY		20-15-0	.57143	100	10-5-0	172	235	119	.51527	119	23	23		
DIV. I NON-CONF.		12-11-0	.52174	135	4-2-0	176	203	147	.50362	147	27	27		
<hr/>														
TOTALS	RPI 1-25	RPI 26-50		W-L RECORDS		RPI 51-100		RPI 101-150		RPI 150+				
20-15-0	0-1-0	0-2-0		OVERALL		0-3-0		1-1-0		19-8-0				
4-6-0	0-0-0	0-0-0		HOME		0-1-0		0-1-0		4-4-0				
12-7-0	0-0-0	0-2-0		AWAY		0-1-0		1-0-0		11-4-0				
4-2-0	0-1-0	0-0-0		NEUTRAL		0-1-0		0-0-0		4-0-0				
12-11-0	0-1-0	0-2-0		NON-CONFERENCE		0-3-0		1-1-0		11-4-0				
3-4-0	0-0-0	0-0-0		HOME		0-1-0		0-1-0		3-2-0				
5-5-0	0-0-0	0-0-		AWAY		0-1-0		1-0-0		4-2-0				
4-2-0	0-1-0	0-0-0		NEUTRAL		0-1-0		0-0-0		4-0-0				
8-4-0	0-0-0	0-0-0		CONFERENCE		0-0-0		0-0-0		8-4-0				
1-2-0	0-0-0	0-0-0		HOME		0-0-0		0-0-0		1-2-0				
7-2-0	0-0-0	0-0-0		AWAY		0-0-0		0-0-0		7-2-0				
0-0-0	0-0-0	0-0-0		NEUTRAL		0-0-0		0-0-0		0-0-0				
RPI	S	Opponent	Score		RPI	S	Opponent	Score		RPI	S	Opponent	Score	
25	N	Michigan	1	5	27	A	Fla. Atlantic	1	4	68	A	Rutgers	1	11
					27	A	Fla. Atlantic	0	1	68	H	Rutgers	4	6
										72	N	Michigan St.	7	8
												Sacred Heart	5	6
												Santa Clara	11	9
												Utah Valley	6	5
												Richmond	6	5
												Richmond	2	4
												Richmond	7	3
												Monmouth	7	3
												South Fla.	3	7
												South Fla.	8	7
												South Fla.	3	13
												Delaware	9	4
												Davidson	0	3
												Davidson	10	1
												Davidson	7	8
												Canisius	1	2
												Canisius	3	4
												Villanova	8	3
												Villanova	8	0
												Western Mich.	17	8
												Lafayette	9	4
												UC Davis	10	8
												Central Mich.	5	2
												Saint Louis	3	2
												Saint Louis	3	2
												Saint Louis	6	22
												Bucknell	6	5
												Massachusetts	6	1
<hr/>														
LAST 15 GAMES														
269	A	Saint Louis	6	22	159	A	Monmouth	7	3	269	A	Saint Louis	3	2
269	A	Saint Louis	3	2	68	H	Rutgers	4	6	269	A	Saint Louis	3	2
269	A	Saint Louis	3	2	68	A	Rutgers	1	11	269	A	Saint Louis	6	22
178	A	Delaware	9	4						277	H	Bucknell	6	5
279	A	Massachusetts	17	7						279	A	Massachusetts	6	1

Non-Div. I Games:

Saint Joseph's

279	A	Massachusetts	6	1
279	A	Massachusetts	3	1

RPI	S	Opponent	Score	
279	A	Massachusetts	3	1
279	A	Massachusetts	17	7

Saint Joseph's

S
a
i
n
t
J
o
s
e
p
h
'
s

S
a
i
n
t
J
o
s
e
p
h
'
s

Average RPI Win:	92	WON-LOST RECORD	WINNING PCT. RANK	LAST 15 GAMES	STRENGTH OF SCHEDULE	OPP. STRENGTH OF SCHEDULE	TEAM RPI	ADJ RPI	CONF. RPI	ADJ CONF. RPI					
DIV. I ONLY		18-20-0	.47368	170	7-8-0	95	11	120	.51478	120	3	3			
DIV. I NON-CONF.		11-11-0	.5	145	2-1-0	38	6	95	.53064	95	3	3			
<hr/>															
TOTALS	RPI 1-25	RPI 26-50		W-L RECORDS		RPI 51-100		RPI 101-150		RPI 150+					
18-20-0	2-5-0	4-2-0		OVERALL		5-5-0		4-5-0		3-3-0					
12-8-0	1-1-0	4-2-0		HOME		2-2-0		4-1-0		1-2-0					
6-11-0	1-4-0	0-0-0		AWAY		3-2-0		0-4-0		2-1-0					
0-1-0	0-0-0	0-0-0		NEUTRAL		0-1-0		0-0-0		0-0-0					
11-11-0	2-5-0	2-1-0		NON-CONFERENCE		4-2-0		2-1-0		1-2-0					
8-6-0	1-1-0	2-1-0		HOME		2-2-0		2-0-0		1-2-0					
3-5-0	1-4-0	0-0-		AWAY		2-0-0		0-1-0		0-0-0					
0-0-0	0-0-0	0-0-0		NEUTRAL		0-0-0		0-0-0		0-0-0					
7-9-0	0-0-0	2-1-0		CONFERENCE		1-3-0		2-4-0		2-1-0					
4-2-0	0-0-0	2-1-0		HOME		0-0-0		2-1-0		0-0-0					
3-6-0	0-0-0	0-0-0		AWAY		1-2-0		0-3-0		2-1-0					
0-1-0	0-0-0	0-0-0		NEUTRAL		0-1-0		0-0-0		0-0-0					
RPI	S	Opponent	Score	RPI	S	Opponent	Score	RPI	S	Opponent	Score				
10	A	UC Santa Barbara	2 5	31	H	Wake Forest	9 4	58	H	Cal St. Fullerton	3 2	101	A	Oregon	5 8
10	A	UC Santa Barbara	1 10	31	H	Wake Forest	4 5	66	H	UConn	4 5	101	A	Oregon	8 12
10	H	UC Santa Barbara	9 5	31	H	Wake Forest	2 1	69	N	UCLA	3 5	101	A	Oregon	3 4
13	H	Mississippi St.	7 8	45	H	California	4 5	70	A	Long Beach St.	7 4	107	H	Oklahoma	5 4
21	A	TCU	11 12	45	H	California	18 5	70	H	Long Beach St.	8 3	112	A	Pepperdine	2 3
21	A	TCU	3 8	45	H	California	5 4	86	A	Stanford	1 0	112	H	Pepperdine	6 5
21	A	TCU	16 6					86	A	Stanford	8 11	132	H	Utah	6 1
								86	A	Stanford	1 8	132	H	Utah	8 14
								95	A	Loyola Marymount	4 3	132	H	Utah	5 2
								95	H	Loyola Marymount	0 8	184	A	Washington St.	6 2
												184	A	Washington St.	2 9
												184	A	Washington St.	4 2
												249	H	North Dakota	0 1
												249	H	North Dakota	4 5
												249	H	North Dakota	7 6
<hr/>															
LAST 15 GAMES															
												</			

Non-Div. I Games:

Southern California

101 A Oregon	8	12
101 A Oregon	3	4

S
o
u
t
h
e
r
n
C
a
l
i
f
o
r
n
i
a

S
o
u
t
h
e
r
n
C
a
l
i
f
o
r
n
i
a

Average RPI Win:		151	WON-LOST RECORD		WINNING PCT. RANK		LAST 15 GAMES		STRENGTH OF SCHEDULE		OPP. STRENGTH OF SCHEDULE		TEAM RPI		ADJ RPI		CONF. RPI		ADJ CONF. RPI				
DIV. I ONLY			18-21-0		.46154 179		6-9-0		62		113		121		.51381 121		10		10				
DIV. I NON-CONF.			10-8-0		.55556 117		1-2-0		89		167		88		.53401 88		11		11				
TOTALS		RPI 1-25		RPI 26-50		W-L RECORDS		RPI 51-100		RPI 101-150		RPI 150+											
18-21-0		1-3-0		0-5-0		OVERALL		1-3-0		9-6-0		7-4-0											
10-8-0		1-2-0		0-1-0		HOME		1-2-0		5-2-0		3-1-0											
6-11-0		0-1-0		0-4-0		AWAY		0-1-0		4-3-0		2-2-0											
2-2-0		0-0-0		0-0-0		NEUTRAL		0-0-0		0-1-0		2-1-0											
10-8-0		0-1-0		0-2-0		NON-CONFERENCE		0-1-0		4-2-0		6-2-0											
4-2-0		0-0-0		0-1-0		HOME		0-0-0		1-0-0		3-1-0											
4-4-0		0-1-0		0-0-		AWAY		0-1-0		3-1-0		1-0-0											
2-2-0		0-0-0		0-0-0		NEUTRAL		0-0-0		0-1-0		2-1-0											
8-13-0		1-2-0		0-3-0		CONFERENCE		1-2-0		5-4-0		1-2-0											
6-6-0		1-2-0		0-0-0		HOME		1-2-0		4-2-0		0-0-0											
2-7-0		0-0-0		0-3-0		AWAY		0-0-0		1-2-0		1-2-0											
0-0-0		0-0-0		0-0-0		NEUTRAL		0-0-0		0-0-0		0-0-0											
RPI	S	Opponent		Score		RPI	S	Opponent		Score		RPI	S	Opponent		Score							
5	A	Ole Miss		3	4	37	A	Southeast Mo. St.		2	4	82	H	Troy		1	11	113	N	Morehead St.		1	2
12	H	La.-Lafayette		2	5	37	H	Southeast Mo. St.		8	13	82	H	Troy		1	8	114	A	UT Arlington		0	2
12	H	La.-Lafayette		1	6	38	A	South Ala.		2	3	82	H	Troy		4	3	114	A	UT Arlington		8	11
12	H	La.-Lafayette		7	6	38	A	South Ala.		2	8	89	A	Missouri St.		11	15	114	A	UT Arlington		4	0
						38	A	South Ala.		7	12							116	A	UAB		5	2
																		116	A	UAB		14	5
																		116	A	UAB		0	5
																		126	H	Ga. Southern		3	8
																		126	H	Ga. Southern		6	5
																		126	H	Ga. Southern		7	9
																		128	A	Southern Ill.		7	1
																		128	H	Southern Ill.		1	0
																		142	H	La.-Monroe		12	4
																		142	H	La.-Monroe		8	1
																		142	H	La.-Monroe		5	4
																		160	H	Milwaukee		2	9
																		160	H	Milwaukee		7	4
																		160	H	Milwaukee		13	3
																		160	H	Milwaukee		8	1
																		207	N	Omaha		3	4
																		216	A	Memphis		11	5
																		235	A	Georgia St.		4	5
																		235	A	Georgia St.		11	1
																		235	A	Georgia St.		6	14
																		269	N	Saint Louis		9	2
																		269	N	Saint Louis		5	4
						LAST 15 GAMES																	
						142	H	La.-Monroe		5	4	37	H	Southeast Mo. St.		8	13	235	A	Georgia St.		11	1
						142	H	La.-Monroe		12	4	38	A	South Ala.		2	3	235	A	Georgia St.		6	14
						142	H	La.-Monroe		8	1	38	A	South Ala.		7	12	269	N	Saint Louis		9	2
						128	A	Southern Ill.		7	1							269	N	Saint Louis		5	4
						82	H	Troy		1	8												

Non-Div. I Games:

Arkansas St.

82 H Troy	4	3
82 H Troy	1	11

A
r
k
a
n
s
a
s
s
t
.

A
r
k
a
n
s
a
s
s
t
.

Average RPI Win: 150		WON-LOST	WINNING	LAST 15	STRENGTH OF		OPP. STRENGTH	TEAM	ADJ	CONF.	ADJ CONF.
Average RPI Loss: 117		RECORD	PCT. RANK	GAMES	SCHEDULE		OF SCHEDULE	RPI	RPI	RPI	RPI
DIV. I ONLY		20-18-0	.52632	128	7-8-0		157	58	122	.51367	122
DIV. I NON-CONF.		14-10-0	.58333	98	4-3-0		223	64	137	.50718	137
TOTALS		RPI 1-25	RPI 26-50		W-L RECORDS		RPI 51-100		RPI 101-150		RPI 150+
20-18-0		2-4-0	0-1-0		OVERALL		3-2-0		4-2-0		11-9-0
9-9-0		2-1-0	0-1-0		HOME		2-1-0		0-0-0		5-6-0
11-9-0		0-3-0	0-0-0		AWAY		1-1-0		4-2-0		6-3-0
0-0-0		0-0-0	0-0-0		NEUTRAL		0-0-0		0-0-0		0-0-0
14-10-0		0-0-0	0-1-0		NON-CONFERENCE		3-2-0		3-0-0		8-7-0
6-6-0		0-0-0	0-1-0		HOME		2-1-0		0-0-0		4-4-0
8-4-0		0-0-0	0-0-0		AWAY		1-1-0		3-0-0		4-3-0
0-0-0		0-0-0	0-0-0		NEUTRAL		0-0-0		0-0-0		0-0-0
6-8-0		2-4-0	0-0-0		CONFERENCE		0-0-0		1-2-0		3-2-0
3-3-0		2-1-0	0-0-0		HOME		0-0-0		0-0-0		1-2-0
3-5-0		0-3-0	0-0-0		AWAY		0-0-0		1-2-0		2-0-0
0-0-0		0-0-0	0-0-0		NEUTRAL		0-0-0		0-0-0		0-0-0
RPI S	Opponent	Score	RPI S	Opponent	Score	RPI S	Opponent	Score	RPI S	Opponent	Score
21 A	TCU	6 10	33 H	Pittsburgh	1 4	55 H	Old Dominion	4 3	107 A	Oklahoma	6 12
21 A	TCU	1 7				55 H	Old Dominion	6 5	107 A	Oklahoma	0 1
21 A	TCU	2 14				55 H	Old Dominion	4 5	107 A	Oklahoma	12 7
24 H	Oklahoma St.	5 4				93 A	Penn St.	4 5	146 A	UNLV	9 6
24 H	Oklahoma St.	4 3				99 A	Marshall	5 4	146 A	UNLV	13 1
24 H	Oklahoma St.	1 8							146 A	UNLV	9 4
									151 H	Kansas St.	5 4
									151 H	Kansas St.	6 8
									151 H	Kansas St.	2 15
									155 H	Furman	6 8
									155 H	Furman	8 5
									155 H	Furman	3 7
									176 H	Eastern Mich.	5 1
									189 A	Hawaii	1 4
									189 A	Hawaii	4 1
									189 A	Hawaii	2 6
									189 A	Hawaii	9 2
									191 H	Canisius	5 7
									191 H	Canisius	0 9
									194 A	Kansas	1 0
									194 A	Kansas	11 6
									214 H	Radford	6 2
									244 H	Youngstown St.	13 3
									245 A	Charleston So.	3 0
									245 A	Charleston So.	5 0
									245 A	Charleston So.	3 4
LAST 15 GAMES			LAST 15 GAMES			LAST 15 GAMES			LAST 15 GAMES		
107 A	Oklahoma	12 7	33 H	Pittsburgh	1 4	55 H	Old Dominion	4 3	107 A	Oklahoma	6 12
107 A	Oklahoma	6 12				55 H	Old Dominion	6 5	107 A	Oklahoma	0 1
107 A	Oklahoma	0 1				55 H	Old Dominion	4 5	107 A	Oklahoma	12 7
244 H	Youngstown St.	13 3				93 A	Penn St.	4 5	146 A	UNLV	9 6
151 H	Kansas St.	5 4				99 A	Marshall	5 4	146 A	UNLV	13 1

Non-Div. I Games:

West Virginia

151 H Kansas St.	2	15
151 H Kansas St.	6	8

W
e
s
t
V
i
r
g
i
n
i
a

W
e
s
t
V
i
r
g
i
n
i
a

Average RPI Win:	128	WON-LOST RECORD	WINNING PCT. RANK	LAST 15 GAMES	STRENGTH OF SCHEDULE	OPP. STRENGTH OF SCHEDULE	TEAM RPI	ADJ RPI	CONF. RPI	ADJ CONF. RPI		
DIV. I ONLY		20-23-0	.46512	176	5-10-0	65	77	123	.51264	123	8	8
DIV. I NON-CONF.		13-12-0	.52	138	1-3-0	60	77	107	.52589	107	8	8
<hr/>												
TOTALS	RPI 1-25	RPI 26-50		W-L RECORDS		RPI 51-100		RPI 101-150		RPI 150+		
20-23-0	0-4-0	3-6-0		OVERALL		3-3-0		8-8-0		6-2-0		
11-11-0	0-0-0	2-4-0		HOME		2-2-0		5-3-0		2-2-0		
6-11-0	0-3-0	1-2-0		AWAY		1-1-0		3-5-0		1-0-0		
3-1-0	0-1-0	0-0-0		NEUTRAL		0-0-0		0-0-0		3-0-0		
13-12-0	0-4-0	1-2-0		NON-CONFERENCE		2-1-0		4-3-0		6-2-0		
7-6-0	0-0-0	1-2-0		HOME		1-0-0		3-2-0		2-2-0		
3-5-0	0-3-0	0-0-		AWAY		1-1-0		1-1-0		1-0-0		
3-1-0	0-1-0	0-0-0		NEUTRAL		0-0-0		0-0-0		3-0-0		
7-11-0	0-0-0	2-4-0		CONFERENCE		1-2-0		4-5-0		0-0-0		
4-5-0	0-0-0	1-2-0		HOME		1-2-0		2-1-0		0-0-0		
3-6-0	0-0-0	1-2-0		AWAY		0-0-0		2-4-0		0-0-0		
0-0-0	0-0-0	0-0-0		NEUTRAL		0-0-0		0-0-0		0-0-0		
RPI	S	Opponent	Score	RPI	S	Opponent	Score	RPI	S	Opponent	Score	
10	N	UC Santa Barbara	3 9	39	H	Tulane	7 6	58	A	Cal St. Fullerton	2 4	
17	A	Vanderbilt	1 17	43	A	BYU	1 13	83	H	Nebraska	17 5	
17	A	Vanderbilt	4 8	43	A	BYU	2 12	85	A	Arizona St.	6 3	
17	A	Vanderbilt	6 13	43	A	BYU	13 7	95	H	Loyola Marymount	5 8	
				47	H	Oregon St.	2 5	95	H	Loyola Marymount	5 1	
				47	H	Oregon St.	2 7	95	H	Loyola Marymount	2 7	
				50	H	St. Mary's (CA)	1 9					
				50	H	St. Mary's (CA)	0 9					
				50	H	St. Mary's (CA)	4 0					
				LAST 15 GAMES								
				137	A	San Francisco	2 8	185	H	San Diego St.	3 7	
				137	A	San Francisco	6 7	146	H	UNLV	13 7	
				137	A	San Francisco	3 13	43	A	BYU	13 7	
				197	H	UC Riverside	4 5					
				149	H	Santa Clara	5 7					

Non-Div. I Games:

San Diego

149 H Santa Clara	7	1
149 H Santa Clara	9	4

S
a
n
D
i
e
g
o

S
a
n
D
i
e
g
o

Average RPI Win:	155	WON-LOST RECORD		WINNING PCT. RANK		LAST 15 GAMES		STRENGTH OF SCHEDULE		OPP. STRENGTH OF SCHEDULE		TEAM RPI		ADJ RPI		CONF. RPI		ADJ CONF. RPI					
DIV. I ONLY		20-21-0		.4878	155	7-8-0		69		99		124		.51245	124	7		7					
DIV. I NON-CONF.		12-17-0		.41379	198	0-5-0		55		97		156		.49961	154	7		7					
<hr/>																							
TOTALS		RPI 1-25		RPI 26-50		W-L RECORDS		RPI 51-100		RPI 101-150		RPI 150+											
20-21-0		1-4-0		2-4-0		OVERALL		2-6-0		2-1-0		13-6-0											
16-5-0		0-0-0		0-0-0		HOME		2-2-0		1-1-0		13-2-0											
4-9-0		1-3-0		2-3-0		AWAY		0-2-0		1-0-0		0-1-0											
0-7-0		0-1-0		0-1-0		NEUTRAL		0-2-0		0-0-0		0-3-0											
12-17-0		1-4-0		0-3-0		NON-CONFERENCE		0-5-0		2-1-0		9-4-0											
10-2-0		0-0-0		0-0-0		HOME		0-1-0		1-1-0		9-0-0											
2-8-0		1-3-0		0-0-		AWAY		0-2-0		1-0-0		0-1-0											
0-7-0		0-1-0		0-1-0		NEUTRAL		0-2-0		0-0-0		0-3-0											
8-4-0		0-0-0		2-1-0		CONFERENCE		2-1-0		0-0-0		4-2-0											
6-3-0		0-0-0		0-0-0		HOME		2-1-0		0-0-0		4-2-0											
2-1-0		0-0-0		2-1-0		AWAY		0-0-0		0-0-0		0-0-0											
0-0-0		0-0-0		0-0-0		NEUTRAL		0-0-0		0-0-0		0-0-0											
RPI	S	Opponent		Score		RPI	S	Opponent		Score		RPI	S	Opponent		Score		RPI	S	Opponent		Score	
5	N	Ole Miss		1	7	28	A	Georgia		6	7	54	A	Tennessee		1	7	117	A	Indiana		5	0
9	A	Coastal Caro.		10	7	36	A	Kentucky		4	8	66	H	UConn		3	2	117	H	Indiana		3	7
14	A	LSU		0	4	38	N	South Ala.		2	3	66	H	UConn		2	4	147	H	Miami (OH)		7	2
14	A	LSU		5	6	39	A	Tulane		7	4	66	H	UConn		3	2	161	N	Ball St.		4	6
14	A	LSU		4	12	39	A	Tulane		2	1	73	H	Wright St.		5	7	161	N	Ball St.		3	4
						39	A	Tulane		0	1	73	N	Wright St.		1	6	166	H	South Fla.		3	5
												78	N	Western Ky.		2	5	166	H	South Fla.		4	3
												100	A	Ohio St.		0	9	166	H	South Fla.		3	2
																		171	A	Xavier		3	6
																		171	H	Xavier		9	2
																		171	H	Xavier		4	0
																		171	N	Xavier		5	8
																		191	H	Canisius		6	1
																		191	H	Canisius		8	7
																		191	H	Canisius		4	1
																		191	H	Canisius		7	6
																		216	H	Memphis		2	6
																		216	H	Memphis		1	0
																		216	H	Memphis		16	4
																		252	H	Northwestern		10	3
																		252	H	Northwestern		1	0
																		252	H	Northwestern		6	5
<hr/>																							
						LAST 15 GAMES																	
						216	H	Memphis		2	6	171	N	Xavier		5	8						
						216	H	Memphis		16	4	73	N	Wright St.		1	6						
						216	H	Memphis		1	0	66	H	UConn		2	4						
						100	A	Ohio St.		0	9												
						39	A	Tulane		7	4												

Non-Div. I Games:

Cincinnati

39 A Tulane	0	1
39 A Tulane	2	1

Cincinnati

Cincinnati

[illegible]

Non-Div. I Games:

Rhode Island

192 A Fordham	0	8
192 A Fordham	3	1

R
h
o
d
e
I
s
l
a
n
d

R
h
o
d
e
I
s
l
a
n
d

Average RPI Win:	156	WON-LOST	WINNING	LAST 15	STRENGTH OF	OPP. STRENGTH	TEAM	ADJ	CONF.	ADJ CONF.	
Average RPI Loss:	95	RECORD	PCT. RANK	GAMES	SCHEDULE	OF SCHEDULE	RPI	RPI	RPI	RPI	
DIV. I ONLY	24-17-0	.58537	88	9-6-0	196	27	126	.51134	126	10	10
DIV. I NON-CONF.	14-6-0	.7	44	5-0-0	253	9	104	.52676	104	11	11
<hr/>											
TOTALS	RPI 1-25	RPI 26-50		W-L RECORDS		RPI 51-100		RPI 101-150		RPI 150+	
24-17-0	1-4-0	1-2-0		OVERALL		3-2-0		7-4-0		12-5-0	
13-12-0	1-3-0	0-0-0		HOME		2-2-0		2-2-0		8-5-0	
11-5-0	0-1-0	1-2-0		AWAY		1-0-0		5-2-0		4-0-0	
0-0-0	0-0-0	0-0-0		NEUTRAL		0-0-0		0-0-0		0-0-0	
14-6-0	0-2-0	1-2-0		NON-CONFERENCE		2-0-0		2-0-0		9-2-0	
10-3-0	0-1-0	0-0-0		HOME		1-0-0		1-0-0		8-2-0	
4-3-0	0-1-0	1-0-		AWAY		1-0-0		1-0-0		1-0-0	
0-0-0	0-0-0	0-0-0		NEUTRAL		0-0-0		0-0-0		0-0-0	
10-11-0	1-2-0	0-0-0		CONFERENCE		1-2-0		5-4-0		3-3-0	
3-9-0	1-2-0	0-0-0		HOME		1-2-0		1-2-0		0-3-0	
7-2-0	0-0-0	0-0-0		AWAY		0-0-0		4-2-0		3-0-0	
0-0-0	0-0-0	0-0-0		NEUTRAL		0-0-0		0-0-0		0-0-0	
RPI	S	Opponent	Score	RPI	S	Opponent	Score	RPI	S	Opponent	Score
12	H	La.-Lafayette	2 6	28	A	Georgia	1 4	53	A	Col. of Charleston	13 10
12	H	La.-Lafayette	3 2	28	A	Georgia	1 5	53	H	Col. of Charleston	10 6
12	H	La.-Lafayette	9 13	28	A	Georgia	5 3	82	H	Troy	4 8
22	A	Georgia Tech	1 6					82	H	Troy	1 2
22	H	Georgia Tech	5 6					82	H	Troy	7 0
										104	H Mercer
										104	H Mercer
										114	A UT Arlington
										114	A UT Arlington
										114	A UT Arlington
										121	A Arkansas St.
										121	A Arkansas St.
										121	A Arkansas St.
										152	H Texas St.
										152	H Texas St.
										152	H Texas St.
										183	H Kennesaw St.
										214	H Radford
										214	H Radford
										214	H Radford
										214	H Radford
										216	H Memphis
										216	H Memphis
										216	H Memphis
										218	A The Citadel
										218	H The Citadel
										250	A Appalachian St.
										250	A Appalachian St.
										250	A Appalachian St.
<hr/>											
LAST 15 GAMES											
103 H Little Rock				8	17	114 A UT Arlington				0	4
103 H Little Rock				2	3	104 H Mercer				8	5
103 H Little Rock				3	2	12 H La.-Lafayette				9	13
218 A The Citadel				7	5						
218 H The Citadel				10	2						

Non-Div. I Games:

Ga. Southern

114	A	UT Arlington	10	6
114	A	UT Arlington	6	0

RPI	S	Opponent	Score	
288	H	Savannah St.	16	1

Ga. Southern

G
a
.
S
o
u
t
h
e
r
n

G
a
.
S
o
u
t
h
e
r
n

Average RPI Win:	113	WON-LOST RECORD	WINNING PCT. RANK	LAST 15 GAMES	STRENGTH OF SCHEDULE	OPP. STRENGTH OF SCHEDULE	TEAM RPI	ADJ RPI	CONF. RPI	ADJ CONF. RPI		
DIV. I ONLY		18-22-0	.45	193	7-8-0	44	53	127	.51126	127	5	5
DIV. I NON-CONF.		13-12-0	.52	138	3-1-0	20	67	91	.53225	91	5	5
<hr/>												
TOTALS	RPI 1-25	RPI 26-50		W-L RECORDS		RPI 51-100		RPI 101-150		RPI 150+		
18-22-0	1-5-0	4-3-0		OVERALL		2-3-0		5-5-0		6-6-0		
13-14-0	1-5-0	3-2-0		HOME		0-1-0		4-2-0		5-4-0		
5-8-0	0-0-0	1-1-0		AWAY		2-2-0		1-3-0		1-2-0		
0-0-0	0-0-0	0-0-0		NEUTRAL		0-0-0		0-0-0		0-0-0		
13-12-0	0-0-0	4-3-0		NON-CONFERENCE		2-3-0		4-3-0		3-3-0		
10-8-0	0-0-0	3-2-0		HOME		0-1-0		4-2-0		3-3-0		
3-4-0	0-0-0	1-0-		AWAY		2-2-0		0-1-0		0-0-0		
0-0-0	0-0-0	0-0-0		NEUTRAL		0-0-0		0-0-0		0-0-0		
5-10-0	1-5-0	0-0-0		CONFERENCE		0-0-0		1-2-0		3-3-0		
3-6-0	1-5-0	0-0-0		HOME		0-0-0		0-0-0		2-1-0		
2-4-0	0-0-0	0-0-0		AWAY		0-0-0		1-2-0		1-2-0		
0-0-0	0-0-0	0-0-0		NEUTRAL		0-0-0		0-0-0		0-0-0		
RPI	S	Opponent	Score	RPI	S	Opponent	Score	RPI	S	Opponent	Score	
15	H	Texas Tech	0 5	40	A	Dallas Baptist	19 6	79	A	Houston	4 10	
15	H	Texas Tech	4 3	40	A	Dallas Baptist	3 5	79	A	Houston	2 11	
15	H	Texas Tech	5 6	40	H	Dallas Baptist	8 3	79	A	Houston	4 2	
24	H	Oklahoma St.	2 6	47	H	Lamar	6 3	81	A	Sam Houston St.	5 1	
24	H	Oklahoma St.	1 3	49	H	Washington	9 5	81	H	Sam Houston St.	5 6	
24	H	Oklahoma St.	7 10	49	H	Washington	2 7					
				49	H	Washington	1 7					
							</					

Non-Div. I Games:

Baylor

24 H Oklahoma St.	7	10
24 H Oklahoma St.	2	6

B
a
y
l
o
r

B
a
y
l
o
r

Average RPI Win: 163		WON-LOST	WINNING	LAST 15	STRENGTH OF		OPP. STRENGTH	TEAM	ADJ	CONF.	ADJ CONF.
Average RPI Loss: 118		RECORD	PCT. RANK	GAMES	SCHEDULE		OF SCHEDULE	RPI	RPI	RPI	RPI
DIV. I ONLY		23-17-1	.57317	99	8-7-0		128	138	128	.51037	128
DIV. I NON-CONF.		19-12-1	.60938	81	4-2-0		160	142	132	.50919	132
TOTALS		RPI 1-25	RPI 26-50		W-L RECORDS		RPI 51-100		RPI 101-150		RPI 150+
23-17-1		0-0-0	2-2-0		OVERALL		8-8-0		0-2-0		13-5-1
18-9-1		0-0-0	1-0-0		HOME		7-5-0		0-1-0		10-3-1
5-8-0		0-0-0	1-2-0		AWAY		1-3-0		0-1-0		3-2-0
0-0-0		0-0-0	0-0-0		NEUTRAL		0-0-0		0-0-0		0-0-0
19-12-1		0-0-0	1-0-0		NON-CONFERENCE		7-6-0		0-2-0		11-4-1
17-7-1		0-0-0	1-0-0		HOME		6-3-0		0-1-0		10-3-1
2-5-0		0-0-0	0-0-		AWAY		1-3-0		0-1-0		1-1-0
0-0-0		0-0-0	0-0-0		NEUTRAL		0-0-0		0-0-0		0-0-0
4-5-0		0-0-0	1-2-0		CONFERENCE		1-2-0		0-0-0		2-1-0
1-2-0		0-0-0	0-0-0		HOME		1-2-0		0-0-0		0-0-0
3-3-0		0-0-0	1-2-0		AWAY		0-0-0		0-0-0		2-1-0
0-0-0		0-0-0	0-0-0		NEUTRAL		0-0-0		0-0-0		0-0-0
RPI	S	Opponent	Score	RPI	S	Opponent	Score	RPI	S	Opponent	Score
37	H	Southeast Mo. St.	6 5	65	H	Jacksonville St.	3 2	121	A	Arkansas St.	0 1
40	A	Dallas Baptist	4 7	65	H	Jacksonville St.	13 3	121	H	Arkansas St.	1 7
40	A	Dallas Baptist	7 0	65	H	Jacksonville St.	5 9	157	H	St. John's (NY)	2 2
40	A	Dallas Baptist	2 5	67	A	Austin Peay	6 13	157	H	St. John's (NY)	1 4
				67	H	Austin Peay	10 16	157	H	St. John's (NY)	6 3
				75	A	McNeese St.	2 5	205	A	Murray St.	3 7
				75	A	McNeese St.	2 1	205	H	Murray St.	5 4
				75	A	McNeese St.	4 8	216	H	Memphis	11 5
				90	H	Illinois	1 0	216	H	Memphis	4 7
				90	H	Illinois	3 2	216	H	Memphis	5 3
				91	H	Iowa	6 1	225	A	Belmont	8 4
				91	H	Iowa	5 7	225	H	Belmont	11 1
				91	H	Iowa	2 1	226	H	Northern Ill.	0 1
				98	H	Indiana St.	7 6	226	H	Northern Ill.	5 2
				98	H	Indiana St.	0 3	246	A	Illinois St.	8 6
				98	H	Indiana St.	1 5	246	A	Illinois St.	0 1
								246	A	Illinois St.	7 3
								259	H	Western Ill.	4 1
								259	H	Western Ill.	9 0
								259	H	Western Ill.	9 0
								267	H	Eastern Ill.	10 2
LAST 15 GAMES											
246	A	Illinois St.	0 1	267	H	Eastern Ill.	10 2				
246	A	Illinois St.	8 6	98	H	Indiana St.	1 5				
246	A	Illinois St.	7 3	98	H	Indiana St.	0 3				
121	H	Arkansas St.	1 7								
40	A	Dallas Baptist	7 0								

Non-Div. I Games:

Southern Ill.

40 A Dallas Baptist	4	7
40 A Dallas Baptist	2	5

S
o
u
t
h
e
r
n
I
l
l
.

S
o
u
t
h
e
r
n
I
l
l
.

Average RPI Win: 232		WON-LOST RECORD		WINNING PCT. RANK		LAST 15 GAMES		STRENGTH OF SCHEDULE		OPP. STRENGTH OF SCHEDULE		TEAM RPI		ADJ RPI		CONF. RPI		ADJ CONF. RPI					
Average RPI Loss: 164																							
DIV. I ONLY		21-15-0		.58333 92		10-5-0		234		239		129		.51031 129		27		27					
DIV. I NON-CONF.		9-12-0		.42857 186		3-2-0		250		185		183		.48287 183		28		28					
TOTALS		RPI 1-25		RPI 26-50		W-L RECORDS		RPI 51-100		RPI 101-150		RPI 150+											
21-15-0		0-3-0		0-0-0		OVERALL		0-0-0		1-3-0		20-9-0											
8-2-0		0-0-0		0-0-0		HOME		0-0-0		0-0-0		8-2-0											
13-13-0		0-3-0		0-0-0		AWAY		0-0-0		1-3-0		12-7-0											
0-0-0		0-0-0		0-0-0		NEUTRAL		0-0-0		0-0-0		0-0-0											
9-12-0		0-3-0		0-0-0		NON-CONFERENCE		0-0-0		1-3-0		8-6-0											
3-0-0		0-0-0		0-0-0		HOME		0-0-0		0-0-0		3-0-0											
6-12-0		0-3-0		0-0-		AWAY		0-0-0		1-3-0		5-6-0											
0-0-0		0-0-0		0-0-0		NEUTRAL		0-0-0		0-0-0		0-0-0											
12-3-0		0-0-0		0-0-0		CONFERENCE		0-0-0		0-0-0		12-3-0											
5-2-0		0-0-0		0-0-0		HOME		0-0-0		0-0-0		5-2-0											
7-1-0		0-0-0		0-0-0		AWAY		0-0-0		0-0-0		7-1-0											
0-0-0		0-0-0		0-0-0		NEUTRAL		0-0-0		0-0-0		0-0-0											
RPI	S	Opponent		Score		RPI	S	Opponent		Score		RPI	S	Opponent		Score		RPI	S	Opponent		Score	
12	A	La.-Lafayette		0	8							119	A	Saint Joseph's		6	5						
12	A	La.-Lafayette		0	4							143	A	SFA		5	7						
12	A	La.-Lafayette		3	9							143	A	SFA		11	13						
												143	A	SFA		1	15						
												168	A	Stony Brook		2	4						
												192	H	Fordham		2	1						
												199	A	Yale		9	0						
												199	H	Yale		7	0						
												201	H	Fairfield		9	8						
												212	A	Nicholls St.		7	8						
												212	A	Nicholls St.		0	5						
												212	A	Nicholls St.		7	5						
												217	H	Central Conn. St.		7	4						
												217	H	Central Conn. St.		4	11						
												217	H	Central Conn. St.		5	4						
												217	H	Central Conn. St.		3	2						
												220	A	Rider		2	4						
												220	A	Rider		7	4						
												220	A	Rider		1	4						
												247	A	Villanova		2	3						
												247	A	Villanova		2	0						
												253	A	Fairleigh Dickinson		5	7						
												253	A	Fairleigh Dickinson		6	5						
												253	A	Fairleigh Dickinson		3	0						
												253	A	Fairleigh Dickinson		8	7						
												253	H	Fairleigh Dickinson		2	0						
												253	H	Fairleigh Dickinson		9	6						
				LAST 15 GAMES																			
						253	A	Fairleigh Dickinson		5	7	217	H	Central Conn. St.		3	2	253	A	Fairleigh Dickinson		6	5
						253	A	Fairleigh Dickinson		3	0	217	H	Central Conn. St.		4	11	253	A	Fairleigh Dickinson		3	0
						253	A	Fairleigh Dickinson		6	5	199	H	Yale		7	0	253	A	Fairleigh Dickinson		8	7
						253	A	Fairleigh Dickinson		8	7							253	H	Fairleigh Dickinson		2	0
						201	H	Fairfield		9	8							253	H	Fairleigh Dickinson		9	6

Non-Div. I Games:

Sacred Heart

217 H Central Conn. St.	7	4
217 H Central Conn. St.	5	4

RPI	S	Opponent	Score	
253	H	Fairleigh Dickinson	4	5
270	A	LIU Brooklyn	5	0
270	A	LIU Brooklyn	8	0
270	A	LIU Brooklyn	11	0
270	A	LIU Brooklyn	5	2
292	A	Alcorn	16	3

Sacred Heart

S
a
c
r
e
d
H
e
a
r
t

S
a
c
r
e
d
H
e
a
r
t

Average RPI Win:	157	WON-LOST RECORD	WINNING PCT. RANK	LAST 15 GAMES	STRENGTH OF SCHEDULE	OPP. STRENGTH OF SCHEDULE	TEAM RPI	ADJ RPI	CONF. RPI	ADJ CONF. RPI		
DIV. I ONLY		21-21-0	.5	143	5-10-0	99	163	130	.5103	130	16	16
DIV. I NON-CONF.		14-13-0	.51852	141	1-2-0	30	88	89	.53348	89	19	19
<hr/>												
TOTALS	RPI 1-25	RPI 26-50		W-L RECORDS		RPI 51-100		RPI 101-150		RPI 150+		
21-21-0	0-0-0	0-0-0		OVERALL		9-9-0		1-0-0		11-12-0		
14-6-0	0-0-0	0-0-0		HOME		6-5-0		1-0-0		7-1-0		
4-14-0	0-0-0	0-0-0		AWAY		0-3-0		0-0-0		4-11-0		
3-1-0	0-0-0	0-0-0		NEUTRAL		3-1-0		0-0-0		0-0-0		
14-13-0	0-0-0	0-0-0		NON-CONFERENCE		9-9-0		1-0-0		4-4-0		
9-5-0	0-0-0	0-0-0		HOME		6-5-0		1-0-0		2-0-0		
2-7-0	0-0-0	0-0-		AWAY		0-3-0		0-0-0		2-4-0		
3-1-0	0-0-0	0-0-0		NEUTRAL		3-1-0		0-0-0		0-0-0		
7-8-0	0-0-0	0-0-0		CONFERENCE		0-0-0		0-0-0		7-8-0		
5-1-0	0-0-0	0-0-0		HOME		0-0-0		0-0-0		5-1-0		
2-7-0	0-0-0	0-0-0		AWAY		0-0-0		0-0-0		2-7-0		
0-0-0	0-0-0	0-0-0		NEUTRAL		0-0-0		0-0-0		0-0-0		
RPI	S	Opponent	Score	RPI	S	Opponent	Score	RPI	S	Opponent	Score	
						55 A Old Dominion	6 7			115 H William & Mary	8 4	
						59 A Maryland	9 10			158 A Richmond	9 10	
						59 H Maryland	5 4			162 A Presbyterian	8 9	
						63 A Duke	1 6			162 A Presbyterian	7 9	
						63 H Duke	7 8			162 A Presbyterian	4 2	
						63 N Duke	1 0			163 A Campbell	1 2	
						66 H UConn	5 7			163 A Campbell	1 2	
						66 H UConn	5 4			163 A Campbell	3 0	
						66 H UConn	8 5			166 A South Fla.	5 6	
						84 H Kent St.	1 8			166 A South Fla.	10 11	
						84 H Kent St.	5 6			166 A South Fla.	4 0	
						84 H Kent St.	4 2			174 A Winthrop	5 7	
						84 H Kent St.	0 2			174 A Winthrop	5 6	
						87 H Evansville	5 3			174 A Winthrop	5 11	
						87 H Evansville	5 2			198 A Elon	5 10	
						99 N Marshall	9 8			200 A Virginia Tech	22 7	
						99 N Marshall	7 3			217 H Central Conn. St.	7 5	
						100 N Ohio St.	4 5			217 H Central Conn. St.	5 1	
										245 H Charleston So.	9 6	
										245 H Charleston So.	10 2	
										245 H Charleston So.	1 6	
										285 H UNC Asheville	7 6	
										285 H UNC Asheville	11 5	
										285 H UNC Asheville	6 5	

Non-Div. I Games:

Liberty

163 A Campbell	3	0
163 A Campbell	1	2

L
i
b
e
r
t
y

L
i
b
e
r
t
y

Non-Div. I Games:

Wofford

218	H	The Citadel	10	9
218	H	The Citadel	10	5

RPI	S	Opponent	Score	
236	H	USC Upstate	6	3
239	H	Ohio	6	5
239	H	Ohio	6	3
239	H	Ohio	2	16
239	H	Ohio	5	3
241	H	Cornell	2	6
241	H	Cornell	5	12
241	H	Cornell	5	1
261	H	Lafayette	14	8
283	H	George Mason	11	6
285	H	UNC Asheville	8	5

Wofford

W
o
f
f
o
r
d

W
o
f
f
o
r
d

Average RPI Win:	112	WON-LOST RECORD		WINNING PCT. RANK		LAST 15 GAMES		STRENGTH OF SCHEDULE		OPP. STRENGTH OF SCHEDULE		TEAM RPI		ADJ RPI		CONF. RPI		ADJ CONF. RPI					
DIV. I ONLY		14-22-0		.38889	223	7-8-0		43		129		132		.509	132	3		3					
DIV. I NON-CONF.		5-15-0		.25	266	2-4-0		130		186		253		.44459	252	3		3					
<hr/>																							
TOTALS		RPI 1-25		RPI 26-50		W-L RECORDS		RPI 51-100		RPI 101-150		RPI 150+											
14-22-0		0-2-0		4-6-0		OVERALL		2-1-0		3-3-0		5-10-0											
6-5-0		0-0-0		4-2-0		HOME		0-0-0		0-0-0		2-3-0											
6-11-0		0-0-0		0-3-0		AWAY		2-1-0		3-3-0		1-4-0											
2-6-0		0-2-0		0-1-0		NEUTRAL		0-0-0		0-0-0		2-3-0											
5-15-0		0-2-0		0-3-0		NON-CONFERENCE		0-0-0		0-0-0		5-10-0											
2-3-0		0-0-0		0-0-0		HOME		0-0-0		0-0-0		2-3-0											
1-7-0		0-0-0		0-0-		AWAY		0-0-0		0-0-0		1-4-0											
2-5-0		0-2-0		0-0-0		NEUTRAL		0-0-0		0-0-0		2-3-0											
9-7-0		0-0-0		4-3-0		CONFERENCE		2-1-0		3-3-0		0-0-0											
4-2-0		0-0-0		4-2-0		HOME		0-0-0		0-0-0		0-0-0											
5-4-0		0-0-0		0-0-0		AWAY		2-1-0		3-3-0		0-0-0											
0-1-0		0-0-0		0-1-0		NEUTRAL		0-0-0		0-0-0		0-0-0											
RPI	S	Opponent		Score		RPI	S	Opponent		Score		RPI	S	Opponent		Score							
23	N	Minnesota		3	9	30	H	Arizona		7	6	85	A	Arizona St.		3	1	101	A	Oregon	4	1	
23	N	Minnesota		1	6	30	H	Arizona		4	2	85	A	Arizona St.		16	7	101	A	Oregon	2	0	
						30	H	Arizona		6	3	85	A	Arizona St.		0	5	101	A	Oregon	5	9	
						43	A	BYU		3	14							120	A	Southern California	1	6	
						43	A	BYU		0	6							120	A	Southern California	14	8	
						47	H	Oregon St.		4	10							120	A	Southern California	2	5	
						47	H	Oregon St.		2	7							151	N	Kansas St.	4	20	
						47	H	Oregon St.		7	6							151	N	Kansas St.	2	9	
						47	N	Oregon St.		2	10							154	A	Utah Valley	4	10	
						50	A	St. Mary's (CA)		2	7							154	H	Utah Valley	11	12	
																		154	H	Utah Valley	6	7	
																		161	N	Ball St.	11	5	
																		186	A	Houston Baptist	3	7	
																		186	A	Houston Baptist	1	2	
																		186	A	Houston Baptist	2	0	
																		186	A	Houston Baptist	1	4	
																		194	N	Kansas	4	8	
																		194	N	Kansas	15	1	
																		197	H	UC Riverside	9	8	
																		197	H	UC Riverside	3	5	
																		197	H	UC Riverside	4	0	
<hr/>																							
						LAST 15 GAMES																	
						47	H	Oregon St.		7	6	43	A	BYU		3	14						
						47	H	Oregon St.		2	7	120	A	Southern California		14	8						
						47	H	Oregon St.		4	10	120	A	Southern California		1	6						
						154	H	Utah Valley		11	12												
						197	H	UC Riverside		3	5												

Non-Div. I Games:

Utah

197	H	UC Riverside	9	8
197	H	UC Riverside	4	0

U
t
a
h

U
t
a
h

UCF

Average RPI Win: 207		WON-LOST RECORD		WINNING PCT. RANK		LAST 15 GAMES		STRENGTH OF SCHEDULE		OPP. STRENGTH OF SCHEDULE		TEAM RPI		ADJ RPI		CONF. RPI		ADJ CONF. RPI	
Average RPI Loss: 71		20-22-0		.47619 163		5-10-0		83		100		133		.50896 133		7		7	
DIV. I ONLY		20-22-0		.47619 163		5-10-0		83		100		133		.50896 133		7		7	
DIV. I NON-CONF.		15-15-0		.5 145		0-3-0		66		103		122		.51689 122		7		7	
TOTALS		RPI 1-25		RPI 26-50		W-L RECORDS		RPI 51-100		RPI 101-150		RPI 150+							
20-22-0		1-8-0		0-4-0		OVERALL		2-5-0		0-0-0		17-5-0							
15-8-0		0-2-0		0-4-0		HOME		1-0-0		0-0-0		14-2-0							
5-12-0		1-6-0		0-0-0		AWAY		1-4-0		0-0-0		3-2-0							
0-2-0		0-0-0		0-0-0		NEUTRAL		0-1-0		0-0-0		0-1-0							
15-15-0		1-8-0		0-1-0		NON-CONFERENCE		1-3-0		0-0-0		13-3-0							
13-4-0		0-2-0		0-1-0		HOME		1-0-0		0-0-0		12-1-0							
2-9-0		1-6-0		0-0-		AWAY		0-2-0		0-0-0		1-1-0							
0-2-0		0-0-0		0-0-0		NEUTRAL		0-1-0		0-0-0		0-1-0							
5-7-0		0-0-0		0-3-0		CONFERENCE		1-2-0		0-0-0		4-2-0							
2-4-0		0-0-0		0-3-0		HOME		0-0-0		0-0-0		2-1-0							
3-3-0		0-0-0		0-0-0		AWAY		1-2-0		0-0-0		2-1-0							
0-0-0		0-0-0		0-0-0		NEUTRAL		0-0-0		0-0-0		0-0-0							
RPI	S	Opponent		Score		RPI	S	Opponent		Score		RPI	S	Opponent		Score			
1	A	Florida		0	4	27	H	Fla. Atlantic		0	5	61	A	Jacksonville		3	8		
1	H	Florida		5	9	39	H	Tulane		1	4	62	A	North Florida		3	4		
6	A	Florida St.		4	5	39	H	Tulane		0	6	62	H	North Florida		5	4		
6	A	Florida St.		2	7	39	H	Tulane		3	4	72	N	Michigan St.		2	6		
7	A	Miami (FL)		4	8							79	A	Houston		0	1		
7	H	Miami (FL)		2	5							79	A	Houston		3	4		
18	A	Rice		2	0							79	A	Houston		2	1		
18	A	Rice		3	4														
18	A	Rice		10	13														

Non-Div. I Games:

UCF

166 H South Fla.	4	0
166 H South Fla.	4	6

[illegible]

Non-Div. I Games:

Gardner-Webb

57	H	High Point	3	1
57	H	High Point	9	0

RPI	S	Opponent	Score	
275	H	Iona	11	1
275	H	Iona	9	8
275	H	Iona	4	2
287	A	N.C. A&T	1	0
287	H	N.C. A&T	10	6
290	H	Delaware St.	7	6
290	H	Delaware St.	8	0
290	H	Delaware St.	7	1
290	H	Delaware St.	9	0

Gardner-Webb

Gardner-Webb

Gardner-Webb

Average RPI Win: 137		WON-LOST RECORD		WINNING PCT. RANK		LAST 15 GAMES		STRENGTH OF SCHEDULE		OPP. STRENGTH OF SCHEDULE		TEAM RPI		ADJ RPI		CONF. RPI		ADJ CONF. RPI					
DIV. I ONLY		18-22-0		.45 193		7-8-0		53		82		135		.50837 135		4		4					
DIV. I NON-CONF.		11-11-0		.5 145		2-0-0		59		108		133		.50887 133		4		4					
TOTALS		RPI 1-25		RPI 26-50		W-L RECORDS		RPI 51-100		RPI 101-150		RPI 150+											
18-22-0		0-3-0		2-1-0		OVERALL		4-11-0		5-4-0		7-3-0											
12-13-0		0-0-0		2-1-0		HOME		2-8-0		3-3-0		5-1-0											
6-9-0		0-3-0		0-0-0		AWAY		2-3-0		2-1-0		2-2-0											
0-0-0		0-0-0		0-0-0		NEUTRAL		0-0-0		0-0-0		0-0-0											
11-11-0		0-3-0		0-0-0		NON-CONFERENCE		2-4-0		3-3-0		6-1-0											
9-7-0		0-0-0		0-0-0		HOME		1-3-0		3-3-0		5-1-0											
2-4-0		0-3-0		0-0-		AWAY		1-1-0		0-0-0		1-0-0											
0-0-0		0-0-0		0-0-0		NEUTRAL		0-0-0		0-0-0		0-0-0											
7-11-0		0-0-0		2-1-0		CONFERENCE		2-7-0		2-1-0		1-2-0											
3-6-0		0-0-0		2-1-0		HOME		1-5-0		0-0-0		0-0-0											
4-5-0		0-0-0		0-0-0		AWAY		1-2-0		2-1-0		1-2-0											
0-0-0		0-0-0		0-0-0		NEUTRAL		0-0-0		0-0-0		0-0-0											
RPI	S	Opponent		Score		RPI	S	Opponent		Score		RPI	S	Opponent		Score							
5	A	Ole Miss		2	9	27	H	Fla. Atlantic		7	6	55	H	Old Dominion		2	10	102	H	Missouri	6	7	
5	A	Ole Miss		5	16	27	H	Fla. Atlantic		1	9	55	H	Old Dominion		11	12	111	H	Seton Hall	8	3	
5	A	Ole Miss		4	7	27	H	Fla. Atlantic		4	3	55	H	Old Dominion		1	11	111	H	Seton Hall	5	1	
												61	A	Jacksonville		3	2	111	H	Seton Hall	10	1	
												61	A	Jacksonville		5	10	111	H	Seton Hall	1	2	
												74	A	Louisiana Tech		0	5	141	A	UTSA	8	4	
												74	A	Louisiana Tech		1	6	141	A	UTSA	12	4	
												74	A	Louisiana Tech		1	0	141	A	UTSA	0	6	
												95	H	Loyola Marymount		4	8	148	H	Stetson	5	8	
												95	H	Loyola Marymount		3	10	165	A	Charlotte	2	6	
												95	H	Loyola Marymount		4	5	165	A	Charlotte	8	5	
												95	H	Loyola Marymount		6	0	165	A	Charlotte	3	4	
												99	H	Marshall		4	5	206	A	Bethune-Cookman	21	8	
												99	H	Marshall		10	5	206	H	Bethune-Cookman	4	3	
												99	H	Marshall		5	6	213	H	Manhattan	6	7	
																		213	H	Manhattan	6	0	
																		213	H	Manhattan	8	4	
																		213	H	Manhattan	5	2	
																		246	H	Illinois St.	11	6	
						LAST 15 GAMES																	
						27	H	Fla. Atlantic		1	9	55	H	Old Dominion		1	11						
						27	H	Fla. Atlantic		4	3	55	H	Old Dominion		2	10						
						27	H	Fla. Atlantic		7	6	55	H	Old Dominion		11	12						
						74	A	Louisiana Tech		0	5												
						74	A	Louisiana Tech		1	6												

Non-Div. I Games: St. Thomas (FL) 6 1

FIU

74	A	Louisiana Tech	1	0
206	H	Bethune-Cookman	4	3

F
I
U

F
I
U

Average RPI Win:	188	WON-LOST	WINNING	LAST 15	STRENGTH OF	OPP. STRENGTH	TEAM	ADJ	CONF.	ADJ CONF.			
Average RPI Loss:	143	RECORD	PCT. RANK	GAMES	SCHEDULE	OF SCHEDULE	RPI	RPI	RPI	RPI			
DIV. I ONLY	16-14-0	.53333	126	9-5-0	238	154	136	.50812	136	18	18		
DIV. I NON-CONF.	8-9-0	.47059	169	2-0-0	171	117	100	.5278	100	14	14		
<hr/>													
TOTALS	RPI 1-25	RPI 26-50		W-L RECORDS		RPI 51-100		RPI 101-150		RPI 150+			
16-14-0	0-0-0	0-0-0		OVERALL		3-6-0		1-2-0		12-6-0			
3-2-0	0-0-0	0-0-0		HOME		1-2-0		0-0-0		2-0-0			
12-12-0	0-0-0	0-0-0		AWAY		2-4-0		1-2-0		9-6-0			
1-0-0	0-0-0	0-0-0		NEUTRAL		0-0-0		0-0-0		1-0-0			
<hr/>													
8-9-0	0-0-0	0-0-0		NON-CONFERENCE		2-4-0		1-2-0		5-3-0			
0-0-0	0-0-0	0-0-0		HOME		0-0-0		0-0-0		0-0-0			
7-9-0	0-0-0	0-0-		AWAY		2-4-0		1-2-0		4-3-0			
1-0-0	0-0-0	0-0-0		NEUTRAL		0-0-0		0-0-0		1-0-0			
<hr/>													
8-5-0	0-0-0	0-0-0		CONFERENCE		1-2-0		0-0-0		7-3-0			
3-2-0	0-0-0	0-0-0		HOME		1-2-0		0-0-0		2-0-0			
5-3-0	0-0-0	0-0-0		AWAY		0-0-0		0-0-0		5-3-0			
0-0-0	0-0-0	0-0-0		NEUTRAL		0-0-0		0-0-0		0-0-0			
<hr/>													
RPI	S	Opponent	Score	RPI	S	Opponent	Score	RPI	S	Opponent	Score		
						72 A	Michigan St.	3	1	112 A	Pepperdine	5	12
						77 H	Valparaiso	0	11	112 A	Pepperdine	2	8
						77 H	Valparaiso	4	10	112 A	Pepperdine	7	3
						77 H	Valparaiso	5	3	176 A	Eastern Mich.	7	4
						80 A	Fresno St.	10	11	176 N	Eastern Mich.	11	3
						96 A	Seattle	0	2	180 A	Portland	3	6
						96 A	Seattle	5	4	180 A	Portland	14	4
						96 A	Seattle	1	10	180 A	Portland	7	10
						96 A	Seattle	1	7	180 A	Portland	4	0
										196 A	Ill.-Chicago	5	4
										196 A	Ill.-Chicago	0	3
										196 A	Ill.-Chicago	0	6
										244 A	Youngstown St.	2	7
										244 A	Youngstown St.	9	1
										248 A	Northern Ky.	6	3
										248 A	Northern Ky.	12	4
										248 A	Northern Ky.	6	1
										248 H	Northern Ky.	5	3
										248 H	Northern Ky.	4	3
										258 A	Dayton	0	3
										258 A	Dayton	6	4
				LAST 15 GAMES									
				244 A	Youngstown St.	9	1	176 A	Eastern Mich.	7	4		
				244 A	Youngstown St.	2	7	72 A	Michigan St.	3	1		
				248 H	Northern Ky.	5	3	248 A	Northern Ky.	6	1		
				248 H	Northern Ky.	4	3						
				77 H	Valparaiso	5	3						

Non-Div. I Games: Olivet 17 0

Oakland

77 H Valparaiso	0	11
77 H Valparaiso	4	10

O
a
k
l
a
n
d

O
a
k
l
a
n
d

Average RPI Win:	139	WON-LOST RECORD	WINNING PCT. RANK	LAST 15 GAMES	STRENGTH OF SCHEDULE	OPP. STRENGTH OF SCHEDULE	TEAM RPI	ADJ RPI	CONF. RPI	ADJ CONF. RPI	
DIV. I ONLY		16-26-0	.38095 229	8-7-0	81	85	137	.50749 137	8	8	
DIV. I NON-CONF.		6-18-0	.25 266	1-2-0	51	65	179	.4845 178	8	8	
<hr/>											
TOTALS	RPI 1-25	RPI 26-50		W-L RECORDS	RPI 51-100		RPI 101-150		RPI 150+		
16-26-0	0-4-0	1-4-0		OVERALL	3-7-0		6-4-0		6-7-0		
7-2-0	0-0-0	0-0-0		HOME	2-2-0		3-0-0		2-0-0		
7-20-0	0-4-0	1-4-0		AWAY	1-5-0		3-4-0		2-3-0		
2-4-0	0-0-0	0-0-0		NEUTRAL	0-0-0		0-0-0		2-4-0		
6-18-0	0-4-0	1-4-0		NON-CONFERENCE	0-4-0		0-1-0		5-5-0		
1-1-0	0-0-0	0-0-0		HOME	0-1-0		0-0-0		1-0-0		
3-13-0	0-4-0	1-0-		AWAY	0-3-0		0-1-0		2-1-0		
2-4-0	0-0-0	0-0-0		NEUTRAL	0-0-0		0-0-0		2-4-0		
10-8-0	0-0-0	0-0-0		CONFERENCE	3-3-0		6-3-0		1-2-0		
6-1-0	0-0-0	0-0-0		HOME	2-1-0		3-0-0		1-0-0		
4-7-0	0-0-0	0-0-0		AWAY	1-2-0		3-3-0		0-2-0		
0-0-0	0-0-0	0-0-0		NEUTRAL	0-0-0		0-0-0		0-0-0		
RPI S	Opponent	Score	RPI S	Opponent	Score	RPI S	Opponent	Score	RPI S	Opponent	Score
10 A	UC Santa Barbara	2 8	45 A	California	4 5	51 H	Gonzaga	2 10	112 A	Pepperdine	3 1
10 A	UC Santa Barbara	3 7	45 A	California	5 7	51 H	Gonzaga	9 1	112 A	Pepperdine	0 7
10 A	UC Santa Barbara	5 6	47 A	Oregon St.	5 0	51 H	Gonzaga	5 3	112 A	Pepperdine	0 2
10 A	UC Santa Barbara	5 13	47 A	Oregon St.	5 8	60 H	New Mexico	3 12	123 H	San Diego	7 6
			47 A	Oregon St.	0 4	64 A	Cal Poly	6 7	123 H	San Diego	13 3
						64 A	Cal Poly	5 10	123 H	San Diego	8 2
						64 A	Cal Poly	1 2	138 A	Sacramento St.	5 6
						95 A	Loyola Marymount	1 5	149 A	Santa Clara	6 3
						95 A	Loyola Marymount	4 13	149 A	Santa Clara	0 2
						95 A	Loyola Marymount	4 3	149 A	Santa Clara	5 2
									154 N	Utah Valley	4 8
									156 N	Grand Canyon	5 6
									179 A	Pacific	3 5
									179 A	Pacific	2 14
									179 H	Pacific	3 2
									188 N	UMass Lowell	8 1
									189 N	Hawaii	7 9
									189 N	Hawaii	3 11
									189 N	Hawaii	5 4
									195 A	San Jose St.	6 3
									195 H	San Jose St.	4 3
									262 A	UC Davis	3 15
									262 A	UC Davis	2 1
			LAST 15 GAMES								
			123 H	San Diego	8 2	60 H	New Mexico	3 12			
			123 H	San Diego	7 6	95 A	Loyola Marymount	1 5			
			123 H	San Diego	13 3	95 A	Loyola Marymount	4 3			
			195 H	San Jose St.	4 3						
			51 H	Gonzaga	5 3						

Non-Div. I Games:

San Francisco

51 H Gonzaga	2	10
51 H Gonzaga	9	1

S
a
n
F
r
a
n
c
i
s
c
o

S
a
n
F
r
a
n
c
i
s
c
o

Average RPI Win: 202		WON-LOST	WINNING	LAST 15	STRENGTH OF		OPP. STRENGTH	TEAM	ADJ	CONF.	ADJ CONF.
Average RPI Loss: 101		RECORD	PCT. RANK	GAMES	SCHEDULE		OF SCHEDULE	RPI	RPI	RPI	RPI
DIV. I ONLY		23-15-0	.60526	77	10-5-0		247	106	138	.50716	138
DIV. I NON-CONF.		11-12-0	.47826	164	1-2-0		48	12	81	.53829	81
TOTALS		RPI 1-25	RPI 26-50		W-L RECORDS		RPI 51-100		RPI 101-150		RPI 150+
23-15-0		1-2-0	1-3-0		OVERALL		1-5-0		5-1-0		15-4-0
14-4-0		0-0-0	0-0-0		HOME		1-4-0		2-0-0		11-0-0
8-11-0		1-2-0	1-3-0		AWAY		0-1-0		3-1-0		3-4-0
1-0-0		0-0-0	0-0-0		NEUTRAL		0-0-0		0-0-0		1-0-0
11-12-0		1-2-0	1-3-0		NON-CONFERENCE		1-5-0		5-1-0		3-1-0
5-4-0		0-0-0	0-0-0		HOME		1-4-0		2-0-0		2-0-0
5-8-0		1-2-0	1-0-		AWAY		0-1-0		3-1-0		0-1-0
1-0-0		0-0-0	0-0-0		NEUTRAL		0-0-0		0-0-0		1-0-0
12-3-0		0-0-0	0-0-0		CONFERENCE		0-0-0		0-0-0		12-3-0
9-0-0		0-0-0	0-0-0		HOME		0-0-0		0-0-0		9-0-0
3-3-0		0-0-0	0-0-0		AWAY		0-0-0		0-0-0		3-3-0
0-0-0		0-0-0	0-0-0		NEUTRAL		0-0-0		0-0-0		0-0-0
RPI S	Opponent	Score		RPI S	Opponent	Score		RPI S	Opponent	Score	
14 A	LSU	0	6	30 A	Arizona	1	3	60 H	New Mexico	0	1
14 A	LSU	1	11	30 A	Arizona	4	8	60 H	New Mexico	3	12
14 A	LSU	5	4	30 A	Arizona	1	23	64 H	Cal Poly	0	4
				34 A	Northwestern St.	4	2	64 H	Cal Poly	4	6
								64 H	Cal Poly	3	2
								80 A	Fresno St.	5	7
				LAST 15 GAMES							
				274 A	UTRGV	5	3	140 A	Nevada	7	2
				274 A	UTRGV	12	3	251 A	CSU Bakersfield	2	4
				274 A	UTRGV	2	3	251 A	CSU Bakersfield	6	3
				179 A	Pacific	3	6				
				291 H	Chicago St.	4	1				
								107 A	Auburn	5	10
								107 A	Auburn	6	5
								107 A	Auburn	7	6
								137 H	San Francisco	6	5
								140 A	Nevada	7	2
								140 H	Nevada	5	2
								179 A	Pacific	3	6
								209 H	South Dakota St.	11	3
								209 H	South Dakota St.	10	7
								209 N	South Dakota St.	4	0
								249 H	North Dakota	3	2
								249 H	North Dakota	1	0
								249 H	North Dakota	4	3
								251 A	CSU Bakersfield	2	4
								251 A	CSU Bakersfield	3	4
								251 A	CSU Bakersfield	6	3
								274 A	UTRGV	12	3
								274 A	UTRGV	5	3
								274 A	UTRGV	2	3
								282 H	Northern Colo.	8	5
								282 H	Northern Colo.	5	1
								282 H	Northern Colo.	6	3
								291 H	Chicago St.	10	0
								291 H	Chicago St.	4	1
								291 H	Chicago St.	5	4

Non-Div. I Games: William Jessup 6 1

Sacramento St.

291 H Chicago St.	10	0
291 H Chicago St.	5	4

S
a
c
r
a
m
e
n
t
o
s
t
.

S
a
c
r
a
m
e
n
t
o
s
t
.

Average RPI Win: 194		WON-LOST	WINNING	LAST 15	STRENGTH OF		OPP. STRENGTH	TEAM	ADJ	CONF.	ADJ CONF.
Average RPI Loss: 172		RECORD	PCT. RANK	GAMES	SCHEDULE		OF SCHEDULE	RPI	RPI	RPI	RPI
DIV. I ONLY		17-20-0	.45946	181	10-5-0		154	265	139	.50642	139
DIV. I NON-CONF.		5-17-0	.22727	275	1-2-0		159	279	241	.44946	240
TOTALS		RPI 1-25	RPI 26-50		W-L RECORDS		RPI 51-100		RPI 101-150		RPI 150+
17-20-0	0-0-0	0-3-0		OVERALL		3-1-0		0-0-0		14-16-0	
7-0-0	0-0-0	0-0-0		HOME		3-0-0		0-0-0		4-0-0	
10-20-0	0-0-0	0-3-0		AWAY		0-1-0		0-0-0		10-16-0	
0-0-0	0-0-0	0-0-0		NEUTRAL		0-0-0		0-0-0		0-0-0	
5-17-0	0-0-0	0-3-0		NON-CONFERENCE		0-1-0		0-0-0		5-13-0	
1-0-0	0-0-0	0-0-0		HOME		0-0-0		0-0-0		1-0-0	
4-17-0	0-0-0	0-0-		AWAY		0-1-0		0-0-0		4-13-0	
0-0-0	0-0-0	0-0-0		NEUTRAL		0-0-0		0-0-0		0-0-0	
12-3-0	0-0-0	0-0-0		CONFERENCE		3-0-0		0-0-0		9-3-0	
6-0-0	0-0-0	0-0-0		HOME		3-0-0		0-0-0		3-0-0	
6-3-0	0-0-0	0-0-0		AWAY		0-0-0		0-0-0		6-3-0	
0-0-0	0-0-0	0-0-0		NEUTRAL		0-0-0		0-0-0		0-0-0	
RPI S	Opponent	Score		RPI S	Opponent	Score		RPI S	Opponent	Score	
46 A	UNCG	9	10	76 H	Hartford	5	3	178 A	Delaware	4	5
46 A	UNCG	4	19	76 H	Hartford	10	9	178 A	Delaware	2	4
46 A	UNCG	2	5	76 H	Hartford	12	1	178 A	Delaware	7	9
				93 A	Penn St.	2	5	178 A	Delaware	2	13
								182 H	Albany (NY)	9	4
								182 H	Albany (NY)	7	4
								182 H	Albany (NY)	8	6
								186 A	Houston Baptist	11	9
								186 A	Houston Baptist	3	4
								186 A	Houston Baptist	5	8
								186 A	Houston Baptist	4	11
								188 A	UMass Lowell	1	2
								188 A	UMass Lowell	7	8
								188 A	UMass Lowell	5	0
								202 A	Marist	15	7
								202 A	Marist	1	6
								204 A	UMBC	6	4
								204 A	UMBC	7	5
								204 A	UMBC	4	5
								223 A	Penn	0	1
								223 A	Penn	7	0
								223 A	Penn	2	6
								233 A	VMI	9	15
								233 A	VMI	1	2
								233 A	VMI	15	10
								241 A	Cornell	2	3
								268 A	Maine	8	1
LAST 15 GAMES				76 H	Hartford	5	3	233 A	VMI	1	2
204 A	UMBC	7	5	241 A	Cornell	2	3	233 A	VMI	15	10
204 A	UMBC	6	4	188 A	UMass Lowell	7	8	241 A	Cornell	2	3
204 A	UMBC	4	5					268 A	Maine	8	1
202 A	Marist	1	6								
202 A	Marist	15	7								

Non-Div. I Games:

Binghamton

76	H	Hartford	10	9
76	H	Hartford	12	1

RPI	S	Opponent	Score	
268	A	Maine	2	0
268	A	Maine	6	1
277	H	Bucknell	14	2

N
e
v
a
d
a

Nevada

80	A	Fresno St.	3	8
80	A	Fresno St.	4	5

RPI	S	Opponent	Score	
262	A	UC Davis	3	1

Nevada

N
e
v
a
d
a

N
e
v
a
d
a

Average RPI Win: 93		WON-LOST RECORD		WINNING PCT. RANK		LAST 15 GAMES		STRENGTH OF SCHEDULE		OPP. STRENGTH OF SCHEDULE		TEAM RPI		ADJ RPI		CONF. RPI		ADJ CONF. RPI	
DIV. I ONLY		14-24-0		.36842 237		4-11-0		32		62		141		.505 141		4		4	
DIV. I NON-CONF.		9-11-0		.45 176		0-3-0		46		110		126		.51303 126		4		4	
TOTALS		RPI 1-25		RPI 26-50		W-L RECORDS		RPI 51-100		RPI 101-150		RPI 150+							
14-24-0		1-5-0		0-0-0		OVERALL		9-11-0		2-6-0		2-2-0							
8-12-0		1-2-0		0-0-0		HOME		5-7-0		1-2-0		1-1-0							
6-12-0		0-3-0		0-0-0		AWAY		4-4-0		1-4-0		1-1-0							
0-0-0		0-0-0		0-0-0		NEUTRAL		0-0-0		0-0-0		0-0-0							
9-11-0		0-0-0		0-0-0		NON-CONFERENCE		6-5-0		1-4-0		2-2-0							
5-6-0		0-0-0		0-0-0		HOME		4-5-0		0-0-0		1-1-0							
4-5-0		0-0-0		0-0-		AWAY		2-0-0		1-4-0		1-1-0							
0-0-0		0-0-0		0-0-0		NEUTRAL		0-0-0		0-0-0		0-0-0							
5-13-0		1-5-0		0-0-0		CONFERENCE		3-6-0		1-2-0		0-0-0							
3-6-0		1-2-0		0-0-0		HOME		1-2-0		1-2-0		0-0-0							
2-7-0		0-3-0		0-0-0		AWAY		2-4-0		0-0-0		0-0-0							
0-0-0		0-0-0		0-0-0		NEUTRAL		0-0-0		0-0-0		0-0-0							
RPI	S	Opponent		Score		RPI	S	Opponent		Score		RPI	S	Opponent		Score			
18	H	Rice		4 9								106	A	Texas		2 11			
18	H	Rice		6 1								118	A	UC Irvine		3 8			
18	H	Rice		0 1								118	A	UC Irvine		12 2			
19	A	Southern Miss.		5 6								118	A	UC Irvine		3 7			
19	A	Southern Miss.		2 11								127	A	Baylor		4 5			
19	A	Southern Miss.		2 13								135	H	FIU		6 0			
												135	H	FIU		4 12			
												135	H	FIU		4 8			
												152	A	Texas St.		10 13			
												152	H	Texas St.		14 7			
												231	A	A&M-Corpus Christi		6 3			
												264	H	Incarnate Word		2 5			
LAST 15 GAMES																			

Non-Div. I Games:

UTSA

55	A	Old Dominion	2	5
264	H	Incarnate Word	2	5

U
T
S
A

U
T
S
A

Average RPI Win:		144	WON-LOST RECORD		WINNING PCT. RANK		LAST 15 GAMES		STRENGTH OF SCHEDULE		OPP. STRENGTH OF SCHEDULE		TEAM RPI		ADJ RPI		CONF. RPI		ADJ CONF. RPI				
Average RPI Loss:		94																					
DIV. I ONLY			15-25-0		.375	234	5-10-0		57		90		142		.50449		142	10		10			
DIV. I NON-CONF.			9-13-0		.40909	203	1-2-0		11		38		76		.53994		76	11		11			
TOTALS		RPI 1-25		RPI 26-50		W-L RECORDS		RPI 51-100		RPI 101-150		RPI 150+											
15-25-0		0-1-0		1-7-0		OVERALL		3-6-0		6-6-0		5-5-0											
8-6-0		0-0-0		0-1-0		HOME		1-2-0		2-1-0		5-2-0											
7-18-0		0-0-0		1-6-0		AWAY		2-4-0		4-5-0		0-3-0											
0-1-0		0-1-0		0-0-0		NEUTRAL		0-0-0		0-0-0		0-0-0											
9-13-0		0-1-0		1-4-0		NON-CONFERENCE		3-6-0		4-2-0		1-0-0											
4-4-0		0-0-0		0-1-0		HOME		1-2-0		2-1-0		1-0-0											
5-8-0		0-0-0		1-0-		AWAY		2-4-0		2-1-0		0-0-0											
0-1-0		0-1-0		0-0-0		NEUTRAL		0-0-0		0-0-0		0-0-0											
6-12-0		0-0-0		0-3-0		CONFERENCE		0-0-0		2-4-0		4-5-0											
4-2-0		0-0-0		0-0-0		HOME		0-0-0		0-0-0		4-2-0											
2-10-0		0-0-0		0-3-0		AWAY		0-0-0		2-4-0		0-3-0											
0-0-0		0-0-0		0-0-0		NEUTRAL		0-0-0		0-0-0		0-0-0											
RPI	S	Opponent		Score		RPI	S	Opponent		Score		RPI	S	Opponent		Score							
13	N	Mississippi St.		0 1		34	A	Northwestern St.		2 11		56	A	Southeastern La.		2 8		105	H	Samford 2 10			
						34	H	Northwestern St.		2 6		56	A	Southeastern La.		6 5		105	H	Samford 6 4			
						38	A	South Ala.		2 12		56	A	Southeastern La.		0 2		105	H	Samford 5 2			
						38	A	South Ala.		0 13		74	H	Louisiana Tech		1 7		110	A	Western Caro. 16 10			
						38	A	South Ala.		4 10		75	A	McNeese St.		12 4		110	A	Western Caro. 7 15			
						40	A	Dallas Baptist		3 7		75	A	McNeese St.		2 11		110	A	Western Caro. 11 6			
						40	A	Dallas Baptist		6 3		77	H	Valparaiso		18 9		114	A	UT Arlington 4 8			
						40	A	Dallas Baptist		1 6		77	H	Valparaiso		6 9		114	A	UT Arlington 8 3			
												92	A	Arkansas		1 3		114	A	UT Arlington 3 2			
																		121	A	Arkansas St. 4 12			
																		121	A	Arkansas St. 4 5			
																		121	A	Arkansas St. 1 8			
																		152	A	Texas St. 2 3			
																		152	A	Texas St. 5 7			
																		152	A	Texas St. 1 6			
																		235	H	Georgia St. 3 7			
																		235	H	Georgia St. 5 3			
																		235	H	Georgia St. 14 0			
																		250	H	Appalachian St. 4 5			
																		250	H	Appalachian St. 6 2			
																		250	H	Appalachian St. 10 5			
																		289	H	Jackson St. 10 7			
						LAST 15 GAMES																	
						121	A	Arkansas St.		4 5		92	A	Arkansas		1 3							
						121	A	Arkansas St.		4 12		114	A	UT Arlington		4 8							
						121	A	Arkansas St.		1 8		114	A	UT Arlington		3 2							
						13	N	Mississippi St.		0 1													
						235	H	Georgia St.		5 3													

Non-Div. I Games:

La.-Monroe

235 H Georgia St.	14	0
235 H Georgia St.	3	7

L
a
.
-
M
o
n
r
o
e

L
a
.
-
M
o
n
r
o
e

Average RPI Win: 159		WON-LOST RECORD		WINNING PCT. RANK		LAST 15 GAMES		STRENGTH OF SCHEDULE		OPP. STRENGTH OF SCHEDULE		TEAM RPI		ADJ RPI		CONF. RPI		ADJ CONF. RPI					
Average RPI Loss: 124		19-21-0		.475 165		7-8-0		152		109		143		.50367 143		12		12					
DIV. I ONLY		10-8-0		.55556 117		1-2-0		45		148		49		.55597 49		9		9					
DIV. I NON-CONF.																							
TOTALS		RPI 1-25		RPI 26-50		W-L RECORDS		RPI 51-100		RPI 101-150		RPI 150+											
19-21-0		1-2-0		2-4-0		OVERALL		1-2-0		4-2-0		11-11-0											
10-5-0		0-0-0		1-2-0		HOME		0-0-0		3-1-0		6-2-0											
8-15-0		0-1-0		1-2-0		AWAY		1-2-0		1-1-0		5-9-0											
1-1-0		1-1-0		0-0-0		NEUTRAL		0-0-0		0-0-0		0-0-0											
10-8-0		1-2-0		0-0-0		NON-CONFERENCE		0-0-0		4-2-0		5-4-0											
4-1-0		0-0-0		0-0-0		HOME		0-0-0		3-1-0		1-0-0											
5-6-0		0-1-0		0-0-		AWAY		0-0-0		1-1-0		4-4-0											
1-1-0		1-1-0		0-0-0		NEUTRAL		0-0-0		0-0-0		0-0-0											
9-13-0		0-0-0		2-4-0		CONFERENCE		1-2-0		0-0-0		6-7-0											
6-4-0		0-0-0		1-2-0		HOME		0-0-0		0-0-0		5-2-0											
3-9-0		0-0-0		1-2-0		AWAY		1-2-0		0-0-0		1-5-0											
0-0-0		0-0-0		0-0-0		NEUTRAL		0-0-0		0-0-0		0-0-0											
RPI	S	Opponent		Score		RPI	S	Opponent		Score		RPI	S	Opponent		Score		RPI	S	Opponent		Score	
4	A	Texas A&M		1	21	34	A	Northwestern St.		4	1	81	A	Sam Houston St.		3	7	114	A	UT Arlington		12	1
24	N	Oklahoma St.		2	8	34	A	Northwestern St.		3	10	81	A	Sam Houston St.		8	4	114	A	UT Arlington		7	13
24	N	Oklahoma St.		5	4	34	A	Northwestern St.		2	4	81	A	Sam Houston St.		6	8	114	H	UT Arlington		5	13
						42	H	New Orleans		4	5							129	H	Sacred Heart		7	5
						42	H	New Orleans		11	19							129	H	Sacred Heart		13	11
						42	H	New Orleans		16	6							129	H	Sacred Heart		15	1
																		151	A	Kansas St.		6	5
																		151	A	Kansas St.		5	11
																		164	A	Wichita St.		2	10
																		164	A	Wichita St.		4	12
																		167	A	Central Ark.		7	9
																		167	A	Central Ark.		2	3
																		167	A	Central Ark.		4	5
																		177	A	New Mexico St.		8	2
																		177	A	New Mexico St.		14	7
																		177	A	New Mexico St.		6	7
																		177	A	New Mexico St.		5	4
																		186	A	Houston Baptist		2	6
																		186	A	Houston Baptist		15	3
																		186	A	Houston Baptist		1	12
																		186	H	Houston Baptist		8	7
																		231	H	A&M-Corpus Christi		7	6
																		231	H	A&M-Corpus Christi		9	11
																		231	H	A&M-Corpus Christi		3	2
																		264	H	Incarnate Word		7	1
																		264	H	Incarnate Word		11	1
																		264	H	Incarnate Word		4	14
LAST 15 GAMES						264	H	Incarnate Word		4	14	81	A	Sam Houston St.		6	8	264	H	Incarnate Word		7	1
						264	H	Incarnate Word		11	1	81	A	Sam Houston St.		3	7	264	H	Incarnate Word		11	1
						264	H	Incarnate Word		7	1	286	H	Texas Southern		17	3	264	H	Incarnate Word		4	14
						186	A	Houston Baptist		15	3							264	H	Incarnate Word		11	1
						186	A	Houston Baptist		1	12							264	H	Incarnate Word		4	14

Non-Div. I Games:

SFA

SFA

186	A	Houston Baptist	2	6
81	A	Sam Houston St.	8	4

Through Games Of April 25, 2016

RPI	S	Opponent	Score	
286	H	Texas Southern	17	3

SFA

S
F
A

S
F
A

Average RPI Win: 128		WON-LOST	WINNING	LAST 15	STRENGTH OF		OPP. STRENGTH	TEAM	ADJ	CONF.	ADJ CONF.
Average RPI Loss: 96		RECORD	PCT. RANK	GAMES	SCHEDULE		OF SCHEDULE	RPI	RPI	RPI	RPI
DIV. I ONLY		16-25-0	.39024	222	3-12-0		33	87	144	.50314	144
DIV. I NON-CONF.		12-11-0	.52174	135	1-3-0		35	189	99	.52824	99
TOTALS		RPI 1-25	RPI 26-50		W-L RECORDS		RPI 51-100		RPI 101-150		RPI 150+
16-25-0		2-6-0	3-3-0		OVERALL		1-5-0		2-5-0		8-6-0
11-11-0		2-2-0	1-2-0		HOME		1-1-0		2-2-0		5-4-0
4-14-0		0-4-0	2-1-0		AWAY		0-4-0		0-3-0		2-2-0
1-0-0		0-0-0	0-0-0		NEUTRAL		0-0-0		0-0-0		1-0-0
12-11-0		1-1-0	2-1-0		NON-CONFERENCE		1-2-0		2-2-0		6-5-0
7-6-0		1-0-0	0-0-0		HOME		1-1-0		2-2-0		3-3-0
4-5-0		0-1-0	2-0-		AWAY		0-1-0		0-0-0		2-2-0
1-0-0		0-0-0	0-0-0		NEUTRAL		0-0-0		0-0-0		1-0-0
4-14-0		1-5-0	1-2-0		CONFERENCE		0-3-0		0-3-0		2-1-0
4-5-0		1-2-0	1-2-0		HOME		0-0-0		0-0-0		2-1-0
0-9-0		0-3-0	0-0-0		AWAY		0-3-0		0-3-0		0-0-0
0-0-0		0-0-0	0-0-0		NEUTRAL		0-0-0		0-0-0		0-0-0
RPI S	Opponent	Score	RPI S	Opponent	Score	RPI S	Opponent	Score	RPI S	Opponent	Score
17 A	Vanderbilt	4 7	27 H	Fla. Atlantic	2 7	54 A	Tennessee	2 9	116 A	UAB	1 10
17 H	Vanderbilt	7 4	27 H	Fla. Atlantic	8 6	54 H	Tennessee	2 4	116 A	UAB	2 5
18 H	Rice	0 1	27 H	Fla. Atlantic	1 12	67 H	Austin Peay	6 5	116 A	UAB	0 8
18 H	Rice	3 0	38 A	South Ala.	2 3	78 A	Western Ky.	4 10	117 H	Indiana	3 2
18 H	Rice	2 6	38 A	South Ala.	7 4	78 A	Western Ky.	1 3	117 H	Indiana	4 14
19 A	Southern Miss.	5 9	38 A	South Ala.	5 4	78 A	Western Ky.	1 2	117 H	Indiana	5 4
19 A	Southern Miss.	11 12							147 H	Miami (OH)	5 13
19 A	Southern Miss.	4 6							165 H	Charlotte	4 8
									165 H	Charlotte	12 11
									165 H	Charlotte	3 0
									183 A	Kennesaw St.	9 3
									183 A	Kennesaw St.	0 7
									183 A	Kennesaw St.	8 6
									211 H	Tennessee Tech	6 9
									216 H	Memphis	8 2
									216 N	Memphis	3 1
									224 A	Lipscomb	1 6
									224 H	Lipscomb	9 6
									225 H	Belmont	4 9
									240 H	Army West Point	1 9
									254 H	Western Mich.	3 2
LAST 15 GAMES											
116 A	UAB	0 8	165 H	Charlotte	12 11						
116 A	UAB	2 5	17 A	Vanderbilt	4 7						
116 A	UAB	1 10	19 A	Southern Miss.	11 12						
211 H	Tennessee Tech	6 9									
54 H	Tennessee	2 4									

Non-Div. I Games:

Middle Tenn.

165 H Charlotte	3	0
165 H Charlotte	4	8

M
i
d
d
l
e
T
e
n
n
.

M
i
d
d
l
e
T
e
n
n
.

Average RPI Win: 180		WON-LOST	WINNING	LAST 15	STRENGTH OF		OPP. STRENGTH	TEAM	ADJ	CONF.	ADJ CONF.
Average RPI Loss: 153		RECORD	PCT. RANK	GAMES	SCHEDULE		OF SCHEDULE	RPI	RPI	RPI	RPI
DIV. I ONLY		15-15-0	.5	143	207		173	145	.50311	145	11
DIV. I NON-CONF.		12-10-0	.54545	123	255		216	155	.50051	153	13
TOTALS		RPI 1-25	RPI 26-50		W-L RECORDS		RPI 51-100		RPI 101-150		RPI 150+
15-15-0	0-0-0	1-0-0		OVERALL		5-8-0		0-0-0		9-7-0	
2-1-0	0-0-0	0-0-0		HOME		1-1-0		0-0-0		1-0-0	
5-12-0	0-0-0	0-0-0		AWAY		3-7-0		0-0-0		2-5-0	
8-2-0	0-0-0	1-0-0		NEUTRAL		1-0-0		0-0-0		6-2-0	
12-10-0	0-0-0	1-0-0		NON-CONFERENCE		3-5-0		0-0-0		8-5-0	
1-0-0	0-0-0	0-0-0		HOME		0-0-0		0-0-0		1-0-0	
3-8-0	0-0-0	0-0-		AWAY		2-5-0		0-0-0		1-3-0	
8-2-0	0-0-0	1-0-0		NEUTRAL		1-0-0		0-0-0		6-2-0	
3-5-0	0-0-0	0-0-0		CONFERENCE		2-3-0		0-0-0		1-2-0	
1-1-0	0-0-0	0-0-0		HOME		1-1-0		0-0-0		0-0-0	
2-4-0	0-0-0	0-0-0		AWAY		1-2-0		0-0-0		1-2-0	
0-0-0	0-0-0	0-0-0		NEUTRAL		0-0-0		0-0-0		0-0-0	
RPI S	Opponent	Score	RPI S	Opponent	Score	RPI S	Opponent	Score	RPI S	Opponent	Score
			44 N	Notre Dame	4 3	51 N	Gonzaga	5 4	164 A	Wichita St.	8 4
						67 A	Austin Peay	4 8	164 A	Wichita St.	5 7
						67 A	Austin Peay	1 7	164 A	Wichita St.	9 10
						67 A	Austin Peay	9 7	229 N	Dartmouth	7 2
						75 A	McNeese St.	1 3	252 A	Northwestern	1 5
						75 A	McNeese St.	5 3	254 N	Western Mich.	16 5
						75 A	McNeese St.	3 9	254 N	Western Mich.	3 6
						87 A	Evansville	6 7	259 H	Western Ill.	6 3
						87 A	Evansville	4 3	264 A	Incarnate Word	2 6
						87 A	Evansville	0 2	265 N	Lehigh	2 1
						89 H	Missouri St.	3 8	277 N	Bucknell	12 4
						89 H	Missouri St.	2 1	277 N	Bucknell	10 8
						91 A	Iowa	6 7	277 N	Bucknell	8 2
									280 A	Butler	1 3
									280 A	Butler	9 5
									286 N	Texas Southern	7 9
LAST 15 GAMES											
			164 A	Wichita St.	9 10	89 H	Missouri St.	2 1			
			164 A	Wichita St.	8 4	89 H	Missouri St.	3 8			
			164 A	Wichita St.	5 7	259 H	Western Ill.	6 3			
			87 A	Evansville	0 2						
			87 A	Evansville	4 3						

Non-Div. I Games: Illinois Col. 17 1 MacMurray 11 2

Bradley

87	A	Evansville	6	7
252	A	Northwestern	1	5

B
r
a
d
l
e
y

B
r
a
d
l
e
y

UNLV

Average RPI Win: 132		WON-LOST RECORD	WINNING PCT. RANK		LAST 15 GAMES	STRENGTH OF SCHEDULE	OPP. STRENGTH OF SCHEDULE	TEAM RPI	ADJ RPI	CONF. RPI	ADJ CONF. RPI								
Average RPI Loss: 112																			
DIV. I ONLY		17-23-0	.425	205	8-7-0	89	115	146	.50224	146	13	13							
DIV. I NON-CONF.		9-13-0	.40909	203	3-4-0	28	109	121	.51782	121	10	10							
<hr/>																			
TOTALS		RPI 1-25		RPI 26-50		W-L RECORDS		RPI 51-100		RPI 101-150		RPI 150+							
17-23-0		1-1-0		0-0-0		OVERALL		6-8-0		1-10-0		9-4-0							
8-11-0		1-1-0		0-0-0		HOME		2-2-0		0-6-0		5-2-0							
9-12-0		0-0-0		0-0-0		AWAY		4-6-0		1-4-0		4-2-0							
0-0-0		0-0-0		0-0-0		NEUTRAL		0-0-0		0-0-0		0-0-0							
9-13-0		1-1-0		0-0-0		NON-CONFERENCE		4-4-0		1-7-0		3-1-0							
3-7-0		1-1-0		0-0-0		HOME		2-2-0		0-3-0		0-1-0							
6-6-0		0-0-0		0-0-		AWAY		2-2-0		1-4-0		3-0-0							
0-0-0		0-0-0		0-0-0		NEUTRAL		0-0-0		0-0-0		0-0-0							
8-10-0		0-0-0		0-0-0		CONFERENCE		2-4-0		0-3-0		6-3-0							
5-4-0		0-0-0		0-0-0		HOME		0-0-0		0-3-0		5-1-0							
3-6-0		0-0-0		0-0-0		AWAY		2-4-0		0-0-0		1-2-0							
0-0-0		0-0-0		0-0-0		NEUTRAL		0-0-0		0-0-0		0-0-0							
RPI	S	Opponent		Score		RPI	S	Opponent		Score		RPI	S	Opponent		Score			
15	H	Texas Tech		6	14			58	A	Cal St. Fullerton		2	0	106	A	Texas		2	11
15	H	Texas Tech		8	5			58	A	Cal St. Fullerton		0	6	106	A	Texas		0	7
								58	A	Cal St. Fullerton		4	12	106	A	Texas		4	3
								60	A	New Mexico		3	15	118	A	UC Irvine		2	15
								60	A	New Mexico		6	5	122	H	West Virginia		1	13
								60	A	New Mexico		5	10	122	H	West Virginia		6	9
								80	A	Fresno St.		2	6	122	H	West Virginia		4	9
								80	A	Fresno St.		4	2	123	A	San Diego		7	13
								80	A	Fresno St.		3	4	140	H	Nevada		4	7
								85	A	Arizona St.		11	7	140	H	Nevada		5	6
								100	H	Ohio St.		8	7	140	H	Nevada		5	7
								100	H	Ohio St.		3	20	156	A	Grand Canyon		7	2
								100	H	Ohio St.		5	2	156	H	Grand Canyon		8	10
								100	H	Ohio St.		7	8	170	H	Air Force		7	2
														170	H	Air Force		7	6
														170	H	Air Force		1	0
														185	A	San Diego St.		7	9
														185	A	San Diego St.		7	6
														185	A	San Diego St.		2	4
														195	H	San Jose St.		2	1
														195	H	San Jose St.		6	11
														195	H	San Jose St.		4	2
														197	A	UC Riverside		4	2
														197	A	UC Riverside		5	4
<hr/>																			
LAST 15 GAMES																			
118	A	UC Irvine		2	15	170	H	Air Force		1	0	197	A	UC Riverside		4	2		
58	A	Cal St. Fullerton		2	0	123	A	San Diego		7	13	197	A	UC Riverside		5	4		
58	A	Cal St. Fullerton		0	6	185	A	San Diego St.		2	4								
58	A	Cal St. Fullerton		4	12														
85	A	Arizona St.		11	7														

Non-Div. I Games:

UNLV

170 H Air Force	7	6
170 H Air Force	7	2

U
N
L
V

U
N
L
V

[illegible]

Non-Div. I Games:

Miami (OH)

257 A Buffalo	3	0
257 A Buffalo	6	0

RPI	S	Opponent	Score	
255	H	Bowling Green	4	3
255	H	Bowling Green	7	5
257	A	Buffalo	7	6
257	A	Buffalo	3	0
257	A	Buffalo	6	0
258	A	Dayton	8	11
258	H	Dayton	7	3
280	A	Butler	10	3

Miami (OH)

M
i
a
m
i
(
O
H
)

M
i
a
m
i
(
O
H
)

Average RPI Win: 214		WON-LOST RECORD		WINNING PCT. RANK		LAST 15 GAMES		STRENGTH OF SCHEDULE		OPP. STRENGTH OF SCHEDULE		TEAM RPI		ADJ RPI		CONF. RPI		ADJ CONF. RPI			
DIV. I ONLY		20-20-0		.5 143		8-7-0		117		93		148		.49936 148		17		17			
DIV. I NON-CONF.		16-15-0		.51613 143		4-2-0		126		82		160		.49607 160		16		16			
TOTALS		RPI 1-25		RPI 26-50		W-L RECORDS		RPI 51-100		RPI 101-150		RPI 150+									
20-20-0		0-9-0		0-0-0		OVERALL		1-6-0		1-0-0		18-5-0									
17-9-0		0-3-0		0-0-0		HOME		0-1-0		0-0-0		17-5-0									
3-11-0		0-6-0		0-0-0		AWAY		1-5-0		1-0-0		1-0-0									
0-0-0		0-0-0		0-0-0		NEUTRAL		0-0-0		0-0-0		0-0-0									
16-15-0		0-9-0		0-0-0		NON-CONFERENCE		0-1-0		1-0-0		15-5-0									
14-9-0		0-3-0		0-0-0		HOME		0-1-0		0-0-0		14-5-0									
2-6-0		0-6-0		0-0-		AWAY		0-0-0		1-0-0		1-0-0									
0-0-0		0-0-0		0-0-0		NEUTRAL		0-0-0		0-0-0		0-0-0									
4-5-0		0-0-0		0-0-0		CONFERENCE		1-5-0		0-0-0		3-0-0									
3-0-0		0-0-0		0-0-0		HOME		0-0-0		0-0-0		3-0-0									
1-5-0		0-0-0		0-0-0		AWAY		1-5-0		0-0-0		0-0-0									
0-0-0		0-0-0		0-0-0		NEUTRAL		0-0-0		0-0-0		0-0-0									
RPI	S	Opponent		Score		RPI	S	Opponent		Score		RPI	S	Opponent		Score					
6	A	Florida St.		5	8			62 A North Florida		3	5	135	A	FIU		8	5				
6	A	Florida St.		6	8			62 A North Florida		2	6	166	H	South Fla.		5	1				
7	A	Miami (FL)		2	4			62 A North Florida		0	5	166	H	South Fla.		2	3				
9	A	Coastal Caro.		2	11			90 H Illinois		1	4	174	H	Winthrop		5	4				
9	A	Coastal Caro.		2	12			94 A FGCU		2	4	174	H	Winthrop		2	1				
9	A	Coastal Caro.		5	17			94 A FGCU		6	11	174	H	Winthrop		4	6				
20	H	Creighton		1	5			94 A FGCU		5	3	178	H	Delaware		5	2				
20	H	Creighton		1	4							178	H	Delaware		10	12				
20	H	Creighton		5	7							178	H	Delaware		1	6				
												206 A Bethune-Cookman						11	2		
												218 H The Citadel						3	1		
												218 H The Citadel						11	5		
												218 H The Citadel						7	0		
												229 H Dartmouth						1	2		
												236 H USC Upstate						9	3		
												236 H USC Upstate						9	2		
												236 H USC Upstate						9	5		
												243 H Siena						13	6		
												243 H Siena						5	3		
												247 H Villanova						5	1		
												263 H Central Mich.						4	3		
												268 H Maine						6	4		
												268 H Maine						5	1		
												268 H Maine						7	6		

62 A North Florida	0	5
62 A North Florida	3	5

S
t
e
t
s
o
n

S
t
e
t
s
o
n

Average RPI Win:		110	WON-LOST		WINNING		LAST 15		STRENGTH OF		OPP. STRENGTH		TEAM		ADJ		CONF.		ADJ CONF.				
Average RPI Loss:		118	RECORD		PCT. RANK		GAMES		SCHEDULE		OF SCHEDULE		RPI		RPI		RPI		RPI				
DIV. I ONLY			17-20-0		.45946 181		7-8-0		109		60		149		.49897 149		8		8				
DIV. I NON-CONF.			12-10-0		.54545 123		3-0-0		103		56		114		.52313 114		8		8				
TOTALS		RPI 1-25		RPI 26-50		W-L RECORDS		RPI 51-100		RPI 101-150		RPI 150+											
17-20-0		1-0-0		4-5-0		OVERALL		3-2-0		3-8-0		6-5-0											
11-11-0		1-0-0		3-3-0		HOME		2-0-0		2-5-0		3-3-0											
6-9-0		0-0-0		1-2-0		AWAY		1-2-0		1-3-0		3-2-0											
0-0-0		0-0-0		0-0-0		NEUTRAL		0-0-0		0-0-0		0-0-0											
12-10-0		1-0-0		3-3-0		NON-CONFERENCE		2-0-0		0-2-0		6-5-0											
8-5-0		1-0-0		2-1-0		HOME		2-0-0		0-1-0		3-3-0											
4-5-0		0-0-0		1-0-		AWAY		0-0-0		0-1-0		3-2-0											
0-0-0		0-0-0		0-0-0		NEUTRAL		0-0-0		0-0-0		0-0-0											
5-10-0		0-0-0		1-2-0		CONFERENCE		1-2-0		3-6-0		0-0-0											
3-6-0		0-0-0		1-2-0		HOME		0-0-0		2-4-0		0-0-0											
2-4-0		0-0-0		0-0-0		AWAY		1-2-0		1-2-0		0-0-0											
0-0-0		0-0-0		0-0-0		NEUTRAL		0-0-0		0-0-0		0-0-0											
RPI	S	Opponent		Score		RPI	S	Opponent		Score		RPI	S	Opponent		Score							
25	H	Michigan		5	3	44	H	Notre Dame		0	5	51	A	Gonzaga		4	7	112	H	Pepperdine	5	4	
						44	H	Notre Dame		2	0	51	A	Gonzaga		0	3	112	H	Pepperdine	7	10	
						44	H	Notre Dame		4	2	51	A	Gonzaga		6	0	112	H	Pepperdine	1	7	
						49	A	Washington		9	10	60	H	New Mexico		13	7	119	H	Saint Joseph's	9	11	
						49	A	Washington		2	1	64	H	Cal Poly		10	1	123	A	San Diego	1	7	
						49	A	Washington		1	4							123	A	San Diego	4	9	
						50	H	St. Mary's (CA)		5	7							123	A	San Diego	7	5	
						50	H	St. Mary's (CA)		0	1							137	H	San Francisco	3	6	
						50	H	St. Mary's (CA)		13	9							137	H	San Francisco	2	5	
																		137	H	San Francisco	2	0	
																		140	A	Nevada	2	14	
																		154	H	Utah Valley	9	2	
																		188	H	UMass Lowell	0	3	
																		188	H	UMass Lowell	7	1	
																		188	H	UMass Lowell	3	4	
																		189	A	Hawaii	2	3	
																		189	A	Hawaii	1	8	
																		189	A	Hawaii	3	1	
																		189	A	Hawaii	5	4	
																		195	A	San Jose St.	7	4	
																		195	H	San Jose St.	8	5	
																		262	H	UC Davis	0	8	
						LAST 15 GAMES																	
						51	A	Gonzaga		6	0	112	H	Pepperdine		5	4						
						51	A	Gonzaga		0	3	112	H	Pepperdine		7	10						
						51	A	Gonzaga		4	7	112	H	Pepperdine		1	7						
						123	A	San Diego		7	5												
						123	A	San Diego		1	7												

Non-Div. I Games:

Santa Clara

123	A	San Diego	4	9
60	H	New Mexico	13	7

S
a
n
t
a
C
l
a
r
a

S
a
n
t
a
C
l
a
r
a

265 H Lehigh	10	3
265 H Lehigh	3	0

RPI	S	Opponent	Score	
261	A	Lafayette	7	0
261	A	Lafayette	8	4
265	H	Lehigh	3	0
265	H	Lehigh	2	9
265	H	Lehigh	10	3
265	H	Lehigh	3	0
287	A	N.C. A&T	11	4
287	A	N.C. A&T	6	1
287	A	N.C. A&T	14	8
290	A	Delaware St.	16	4
290	H	Delaware St.	20	4
294	A	UMES	16	4
294	H	UMES	11	2

N
a
v
y

N
a
v
y

Navy

Average RPI Win: 159		WON-LOST	WINNING	LAST 15	STRENGTH OF		OPP. STRENGTH	TEAM	ADJ	CONF.	ADJ CONF.
Average RPI Loss: 85		RECORD	PCT. RANK	GAMES	SCHEDULE		OF SCHEDULE	RPI	RPI	RPI	RPI
DIV. I ONLY		18-22-0	.45	193	68		121	151	.49888	151	5
DIV. I NON-CONF.		13-12-0	.52	138	86		231	146	.50388	146	5
TOTALS		RPI 1-25	RPI 26-50		W-L RECORDS		RPI 51-100		RPI 101-150		RPI 150+
18-22-0		1-7-0	0-2-0		OVERALL		1-2-0		8-8-0		8-3-0
11-13-0		1-3-0	0-0-0		HOME		0-2-0		4-7-0		6-1-0
5-7-0		0-4-0	0-0-0		AWAY		1-0-0		2-1-0		2-2-0
2-2-0		0-0-0	0-2-0		NEUTRAL		0-0-0		2-0-0		0-0-0
13-12-0		1-1-0	0-2-0		NON-CONFERENCE		1-2-0		3-4-0		8-3-0
8-7-0		1-0-0	0-0-0		HOME		0-2-0		1-4-0		6-1-0
3-3-0		0-1-0	0-0-		AWAY		1-0-0		0-0-0		2-2-0
2-2-0		0-0-0	0-2-0		NEUTRAL		0-0-0		2-0-0		0-0-0
5-10-0		0-6-0	0-0-0		CONFERENCE		0-0-0		5-4-0		0-0-0
3-6-0		0-3-0	0-0-0		HOME		0-0-0		3-3-0		0-0-0
2-4-0		0-3-0	0-0-0		AWAY		0-0-0		2-1-0		0-0-0
0-0-0		0-0-0	0-0-0		NEUTRAL		0-0-0		0-0-0		0-0-0
RPI S	Opponent	Score	RPI S	Opponent	Score	RPI S	Opponent	Score	RPI S	Opponent	Score
15 A	Texas Tech	4 10	47 N	Oregon St.	0 14	70 H	Oral Roberts	10 14	106 H	Texas	3 2
15 A	Texas Tech	3 10	47 N	Oregon St.	5 7	83 A	Nebraska	4 2	106 H	Texas	5 12
15 A	Texas Tech	5 6				83 H	Nebraska	1 5	106 H	Texas	3 6
20 A	Creighton	4 5							110 H	Western Caro.	5 7
20 H	Creighton	8 2							110 H	Western Caro.	2 6
24 H	Oklahoma St.	4 5							110 H	Western Caro.	2 10
24 H	Oklahoma St.	1 2							122 A	West Virginia	15 2
24 H	Oklahoma St.	4 5							122 A	West Virginia	4 5
									122 A	West Virginia	8 6
									127 H	Baylor	5 7
									127 H	Baylor	11 7
									127 H	Baylor	10 4
									132 N	Utah	20 4
									132 N	Utah	9 2
									143 H	SFA	5 6
									143 H	SFA	11 5
									160 H	Milwaukee	1 14
									160 H	Milwaukee	3 1
									160 H	Milwaukee	7 0
									197 A	UC Riverside	1 0
									197 A	UC Riverside	3 6
									197 A	UC Riverside	3 6
									197 A	UC Riverside	8 1
									207 H	Omaha	11 3
									276 H	Ark.-Pine Bluff	15 9
									276 H	Ark.-Pine Bluff	13 8
									276 H	Ark.-Pine Bluff	18 8
			LAST 15 GAMES								
			127 H	Baylor	10 4	106 H	Texas	3 2			
			127 H	Baylor	11 7	106 H	Texas	5 12			
			127 H	Baylor	5 7	106 H	Texas	3 6			
			83 H	Nebraska	1 5						
			122 A	West Virginia	4 5						

Non-Div. I Games:

Kansas St.

122 A West Virginia	15	2
122 A West Virginia	8	6

K
a
n
s
a
s
S
t
.

K
a
n
s
a
s
S
t
.

Average RPI Win: 178		WON-LOST RECORD		WINNING PCT. RANK		LAST 15 GAMES		STRENGTH OF SCHEDULE		OPP. STRENGTH OF SCHEDULE		TEAM RPI		ADJ RPI		CONF. RPI		ADJ CONF. RPI	
DIV. I ONLY		22-19-0		.53659 123		6-9-0		176		61		152		.49805 152		10		10	
DIV. I NON-CONF.		12-11-0		.52174 135		3-4-0		240		44		194		.47622 194		11		11	
TOTALS		RPI 1-25		RPI 26-50		W-L RECORDS		RPI 51-100		RPI 101-150		RPI 150+							
22-19-0		1-5-0		0-3-0		OVERALL		0-2-0		10-7-0		11-2-0							
15-11-0		0-1-0		0-3-0		HOME		0-0-0		5-6-0		10-1-0							
6-7-0		1-4-0		0-0-0		AWAY		0-1-0		4-1-0		1-1-0							
1-1-0		0-0-0		0-0-0		NEUTRAL		0-1-0		1-0-0		0-0-0							
12-11-0		0-3-0		0-0-0		NON-CONFERENCE		0-2-0		4-4-0		8-2-0							
9-5-0		0-1-0		0-0-0		HOME		0-0-0		2-3-0		7-1-0							
2-5-0		0-2-0		0-0-		AWAY		0-1-0		1-1-0		1-1-0							
1-1-0		0-0-0		0-0-0		NEUTRAL		0-1-0		1-0-0		0-0-0							
10-8-0		1-2-0		0-3-0		CONFERENCE		0-0-0		6-3-0		3-0-0							
6-6-0		0-0-0		0-3-0		HOME		0-0-0		3-3-0		3-0-0							
4-2-0		1-2-0		0-0-0		AWAY		0-0-0		3-0-0		0-0-0							
0-0-0		0-0-0		0-0-0		NEUTRAL		0-0-0		0-0-0		0-0-0							
RPI S	Opponent		Score		RPI S	Opponent		Score		RPI S	Opponent		Score		RPI S	Opponent		Score	
4 A	Texas A&M		1	14	38 H	South Ala.		4	6	72 N	Michigan St.		2	3	103 H	Little Rock		2	10
12 A	La.-Lafayette		0	1	38 H	South Ala.		2	3	81 A	Sam Houston St.		6	8	103 H	Little Rock		7	8
12 A	La.-Lafayette		1	5	38 H	South Ala.		3	7						103 H	Little Rock		6	7
12 A	La.-Lafayette		2	1											106 H	Texas		4	10
18 A	Rice		4	8											126 A	Ga. Southern		4	3
18 H	Rice		1	3											126 A	Ga. Southern		7	3
															126 A	Ga. Southern		4	3
															127 A	Baylor		12	3
															133 N	UCF		2	1
															140 H	Nevada		6	17
															140 H	Nevada		3	2
															140 H	Nevada		3	6
															141 A	UTSA		7	14
															141 H	UTSA		13	10
															142 H	La.-Monroe		7	5
															142 H	La.-Monroe		3	2
															142 H	La.-Monroe		6	1
															184 H	Washington St.		6	2
															184 H	Washington St.		10	1
															184 H	Washington St.		7	6
															184 H	Washington St.		8	9
															231 A	A&M-Corpus Christi		11	0
															231 H	A&M-Corpus Christi		4	1
															250 H	Appalachian St.		16	0
															250 H	Appalachian St.		4	2
															250 H	Appalachian St.		4	0
															264 H	Incarnate Word		22	5
				LAST 15 GAMES															
				12 A	La.-Lafayette	0	1	18 H	Rice	1	3								
				12 A	La.-Lafayette	2	1	140 H	Nevada	3	2								
				12 A	La.-Lafayette	1	5	140 H	Nevada	6	17								
				4 A	Texas A&M	1	14												
				103 H	Little Rock	6	7												

Non-Div. I Games:

Texas St.

Texas St.

103 H Little Rock	2	10
103 H Little Rock	7	8

Through Games Of April 25, 2016

RPI	S	Opponent	Score	
264	H	Incarnate Word	5	4
264	H	Incarnate Word	4	0
274	A	UTRGV	3	4

Texas St.

T
e
x
a
s
S
t
.

T
e
x
a
s
S
t
.

Average RPI Win: 222		WON-LOST	WINNING	LAST 15	STRENGTH OF		OPP. STRENGTH	TEAM	ADJ	CONF.	ADJ CONF.
Average RPI Loss: 117		RECORD	PCT. RANK	GAMES	SCHEDULE		OF SCHEDULE	RPI	RPI	RPI	RPI
DIV. I ONLY		23-18-0	.56098	105	8-7-0		193	166	153	.49726	153
DIV. I NON-CONF.		15-11-0	.57692	103	3-3-0		234	248	169	.48798	169
TOTALS		RPI 1-25	RPI 26-50		W-L RECORDS		RPI 51-100		RPI 101-150		RPI 150+
23-18-0		1-3-0	0-4-0		OVERALL		2-3-0		0-1-0		20-7-0
18-7-0		1-2-0	0-0-0		HOME		1-0-0		0-0-0		16-5-0
5-11-0		0-1-0	0-4-0		AWAY		1-3-0		0-1-0		4-2-0
0-0-0		0-0-0	0-0-0		NEUTRAL		0-0-0		0-0-0		0-0-0
15-11-0		0-1-0	0-4-0		NON-CONFERENCE		1-1-0		0-1-0		14-4-0
14-2-0		0-0-0	0-0-0		HOME		1-0-0		0-0-0		13-2-0
1-9-0		0-1-0	0-0-0		AWAY		0-1-0		0-1-0		1-2-0
0-0-0		0-0-0	0-0-0		NEUTRAL		0-0-0		0-0-0		0-0-0
8-7-0		1-2-0	0-0-0		CONFERENCE		1-2-0		0-0-0		6-3-0
4-5-0		1-2-0	0-0-0		HOME		0-0-0		0-0-0		3-3-0
4-2-0		0-0-0	0-0-0		AWAY		1-2-0		0-0-0		3-0-0
0-0-0		0-0-0	0-0-0		NEUTRAL		0-0-0		0-0-0		0-0-0
RPI S	Opponent	Score	RPI S	Opponent	Score	RPI S	Opponent	Score	RPI S	Opponent	Score
2 A	Louisville	1 10	29 A	Virginia	4 9	57 A	High Point	4 3	113 A	Morehead St.	8 9
9 H	Coastal Caro.	5 2	32 A	East Carolina	3 5	57 A	High Point	2 7	163 H	Campbell	3 6
9 H	Coastal Caro.	2 11	32 A	East Carolina	1 11	57 A	High Point	1 2	163 H	Campbell	8 4
9 H	Coastal Caro.	2 7	32 A	East Carolina	6 9	88 A	VCU	2 5	163 H	Campbell	0 2
						88 H	VCU	10 9	214 H	Radford	5 4
									214 H	Radford	5 6
									214 H	Radford	3 2
									230 H	Hofstra	4 3
									230 H	Hofstra	2 0
									230 H	Hofstra	6 5
									233 A	VMI	5 2
									233 H	VMI	10 9
									245 A	Charleston So.	4 1
									245 A	Charleston So.	13 4
									245 A	Charleston So.	6 2
									253 H	Fairleigh Dickinson	6 3
									253 H	Fairleigh Dickinson	5 3
									253 H	Fairleigh Dickinson	4 3
									271 A	N.C. Central	3 5
									271 H	N.C. Central	4 7
									278 H	Wagner	6 3
									278 H	Wagner	6 0
									278 H	Wagner	4 6
									283 A	George Mason	6 13
									284 H	Norfolk St.	11 9
									288 H	Savannah St.	7 6
									288 H	Savannah St.	6 5
			LAST 15 GAMES								
			163 H	Campbell	0 2	29 A	Virginia	4 9	278 H	Wagner	4 6
			163 H	Campbell	3 6	57 A	High Point	1 2	283 A	George Mason	6 13
			163 H	Campbell	8 4	57 A	High Point	2 7	284 H	Norfolk St.	11 9
			271 A	N.C. Central	3 5				288 H	Savannah St.	7 6
			288 H	Savannah St.	7 6				288 H	Savannah St.	6 5

Non-Div. I Games:

Longwood

288	H	Savannah St.	6	5
288	H	Savannah St.	9	4

RPI	S	Opponent	Score	
288	H	Savannah St.	9	4

Longwood

L
o
n
g
w
o
o
d

L
o
n
g
w
o
o
d

Average RPI Win:		161	WON-LOST RECORD		WINNING PCT. RANK		LAST 15 GAMES		STRENGTH OF SCHEDULE		OPP. STRENGTH OF SCHEDULE		TEAM RPI		ADJ RPI		CONF. RPI		ADJ CONF. RPI				
Average RPI Loss:		148																					
DIV. I ONLY			22-18-0		.55	114	9-6-0		212		119		154		.49648	154	26		26				
DIV. I NON-CONF.			14-11-0		.56	114	3-0-0		180		40		118		.51888	118	26		26				
TOTALS		RPI 1-25		RPI 26-50		W-L RECORDS		RPI 51-100		RPI 101-150		RPI 150+											
22-18-0		2-2-0		1-2-0		OVERALL		1-2-0		4-2-0		14-10-0											
9-8-0		2-1-0		0-0-0		HOME		1-2-0		1-0-0		5-5-0											
9-6-0		0-0-0		0-2-0		AWAY		0-0-0		2-1-0		7-3-0											
4-4-0		0-1-0		1-0-0		NEUTRAL		0-0-0		1-1-0		2-2-0											
14-11-0		2-2-0		1-2-0		NON-CONFERENCE		0-0-0		4-2-0		7-5-0											
5-3-0		2-1-0		0-0-0		HOME		0-0-0		1-0-0		2-2-0											
5-4-0		0-0-0		0-0-		AWAY		0-0-0		2-1-0		3-1-0											
4-4-0		0-1-0		1-0-0		NEUTRAL		0-0-0		1-1-0		2-2-0											
8-7-0		0-0-0		0-0-0		CONFERENCE		1-2-0		0-0-0		7-5-0											
4-5-0		0-0-0		0-0-0		HOME		1-2-0		0-0-0		3-3-0											
4-2-0		0-0-0		0-0-0		AWAY		0-0-0		0-0-0		4-2-0											
0-0-0		0-0-0		0-0-0		NEUTRAL		0-0-0		0-0-0		0-0-0											
RPI	S	Opponent		Score		RPI	S	Opponent		Score		RPI	S	Opponent		Score		RPI	S	Opponent		Score	
23	H	Minnesota		5	13	30	A	Arizona		0	14	96	H	Seattle		9	8	119	N	Saint Joseph's		5	6
23	H	Minnesota		15	6	43	A	BYU		1	6	96	H	Seattle		0	1	132	A	Utah		7	6
23	H	Minnesota		3	2	47	N	Oregon St.		12	9	96	H	Seattle		3	5	132	A	Utah		12	11
23	N	Minnesota		2	8													132	H	Utah		10	4
																		137	N	San Francisco		8	4
																		149	A	Santa Clara		2	9
																		156	A	Grand Canyon		1	2
																		156	A	Grand Canyon		5	4
																		156	A	Grand Canyon		6	3
																		161	N	Ball St.		1	3
																		161	N	Ball St.		5	1
																		177	A	New Mexico St.		6	1
																		177	A	New Mexico St.		7	4
																		177	A	New Mexico St.		4	7
																		180	H	Portland		9	8
																		180	H	Portland		6	4
																		180	H	Portland		6	8
																		180	H	Portland		3	10
																		184	A	Washington St.		8	0
																		184	A	Washington St.		1	10
																		184	A	Washington St.		10	9
																		184	A	Washington St.		10	6
																		249	H	North Dakota		10	9
																		249	H	North Dakota		7	13
																		249	H	North Dakota		3	4
																		262	N	UC Davis		10	8
																		262	N	UC Davis		0	2
				LAST 15 GAMES																			
						96	H	Seattle		0	1	282	H	Northern Colo.		6	8	249	H	North Dakota		10	9
						96	H	Seattle		3	5	282	H	Northern Colo.		11	8	249	H	North Dakota		7	13
						96	H	Seattle		9	8	282	H	Northern Colo.		4	2	249	H	North Dakota		3	4
						132	A	Utah		12	11							262	N	UC Davis		10	8
						177	A	New Mexico St.		6	1							262	N	UC Davis		0	2

Non-Div. I Games:

Utah Valley

177	A	New Mexico St.	7	4
177	A	New Mexico St.	4	7

RPI	S	Opponent	Score	
282	H	Northern Colo.	4	2
282	H	Northern Colo.	11	8
282	H	Northern Colo.	6	8

Utah Valley

U
t
a
h
V
a
l
l
e
y

U
t
a
h
V
a
l
l
e
y

Average RPI Win:	166	WON-LOST RECORD	WINNING PCT. RANK	LAST 15 GAMES	STRENGTH OF SCHEDULE	OPP. STRENGTH OF SCHEDULE	TEAM RPI	ADJ RPI	CONF. RPI	ADJ CONF. RPI	
DIV. I ONLY		16-24-0	.4 218	5-10-0	49	196	155	.49638	155	14 14	
DIV. I NON-CONF.		11-17-0	.39286 213	3-4-0	67	198	167	.48856	167	17 17	
<hr/>											
TOTALS	RPI 1-25	RPI 26-50		W-L RECORDS	RPI 51-100		RPI 101-150		RPI 150+		
16-24-0	0-3-0	1-5-0		OVERALL	1-1-0		5-6-0		9-9-0		
11-10-0	0-2-0	1-2-0		HOME	1-1-0		2-2-0		7-3-0		
5-14-0	0-1-0	0-3-0		AWAY	0-0-0		3-4-0		2-6-0		
0-0-0	0-0-0	0-0-0		NEUTRAL	0-0-0		0-0-0		0-0-0		
11-17-0	0-3-0	0-3-0		NON-CONFERENCE	1-1-0		2-3-0		8-7-0		
8-7-0	0-2-0	0-0-0		HOME	1-1-0		0-1-0		7-3-0		
3-10-0	0-1-0	0-0-		AWAY	0-0-0		2-2-0		1-4-0		
0-0-0	0-0-0	0-0-0		NEUTRAL	0-0-0		0-0-0		0-0-0		
5-7-0	0-0-0	1-2-0		CONFERENCE	0-0-0		3-3-0		1-2-0		
3-3-0	0-0-0	1-2-0		HOME	0-0-0		2-1-0		0-0-0		
2-4-0	0-0-0	0-0-0		AWAY	0-0-0		1-2-0		1-2-0		
0-0-0	0-0-0	0-0-0		NEUTRAL	0-0-0		0-0-0		0-0-0		
RPI S	Opponent	Score	RPI S	Opponent	Score	RPI S	Opponent	Score	RPI S	Opponent	Score
3 A	South Carolina	4 5	39 A	Tulane	6 11	53 H	Col. of Charleston	9 7	104 A	Mercer	4 8
3 H	South Carolina	4 14	39 A	Tulane	6 10	72 H	Michigan St.	8 15	104 A	Mercer	7 8
11 H	Clemson	7 9	39 A	Tulane	0 8				104 A	Mercer	4 0
			46 H	UNCG	9 7				105 H	Samford	4 2
			46 H	UNCG	11 18				105 H	Samford	3 5
			46 H	UNCG	0 14				105 H	Samford	8 5
									122 A	West Virginia	8 6
									122 A	West Virginia	7 3
									122 A	West Virginia	5 8
									134 A	Gardner-Webb	3 6
									134 H	Gardner-Webb	1 2
									162 A	Presbyterian	10 8
									162 H	Presbyterian	9 8
									173 H	Holy Cross	5 2
									173 H	Holy Cross	7 4
									173 H	Holy Cross	7 10
									187 A	Davidson	3 4
									187 A	Davidson	3 4
									187 A	Davidson	4 15
									192 H	Fordham	2 5
									236 A	USC Upstate	2 8
									236 H	USC Upstate	3 11
									258 H	Dayton	8 1
									258 H	Dayton	5 2
									258 H	Dayton	9 3
									273 A	ETSU	6 5
									273 A	ETSU	3 6
			LAST 15 GAMES								
			104 A	Mercer	4 0	46 H	UNCG	9 7	236 H	USC Upstate	3 11
			104 A	Mercer	4 8	162 A	Presbyterian	10 8	258 H	Dayton	5 2
			104 A	Mercer	7 8	122 A	West Virginia	5 8	258 H	Dayton	9 3
			3 H	South Carolina	4 14				273 A	ETSU	6 5
			236 A	USC Upstate	2 8				273 A	ETSU	3 6

Non-Div. I Games:

Furman

46	H	UNCG	0	14
46	H	UNCG	11	18

RPI	S	Opponent	Score	
273	A	ETSU	9	13
285	H	UNC Asheville	8	6

Furman

F
u
r
m
a
n

F
u
r
m
a
n

Average RPI Win:	171	WON-LOST RECORD	WINNING PCT. RANK	LAST 15 GAMES	STRENGTH OF SCHEDULE	OPP. STRENGTH OF SCHEDULE	TEAM RPI	ADJ RPI	CONF. RPI	ADJ CONF. RPI		
DIV. I ONLY		19-18-0	.51351	136	7-8-0	138	136	156	.49632	156	26	26
DIV. I NON-CONF.		11-11-0	.5	145	0-1-0	56	92	143	.50464	143	26	26
<hr/>												
TOTALS	RPI 1-25	RPI 26-50		W-L RECORDS		RPI 51-100		RPI 101-150		RPI 150+		
19-18-0	0-0-0	1-0-0		OVERALL		5-11-0		2-1-0		11-6-0		
10-13-0	0-0-0	1-0-0		HOME		4-6-0		0-1-0		5-6-0		
8-5-0	0-0-0	0-0-0		AWAY		1-5-0		1-0-0		6-0-0		
1-0-0	0-0-0	0-0-0		NEUTRAL		0-0-0		1-0-0		0-0-0		
<hr/>												
11-11-0	0-0-0	1-0-0		NON-CONFERENCE		4-9-0		2-1-0		4-1-0		
9-8-0	0-0-0	1-0-0		HOME		4-6-0		0-1-0		4-1-0		
1-3-0	0-0-0	0-0-		AWAY		0-3-0		1-0-0		0-0-0		
1-0-0	0-0-0	0-0-0		NEUTRAL		0-0-0		1-0-0		0-0-0		
<hr/>												
8-7-0	0-0-0	0-0-0		CONFERENCE		1-2-0		0-0-0		7-5-0		
1-5-0	0-0-0	0-0-0		HOME		0-0-0		0-0-0		1-5-0		
7-2-0	0-0-0	0-0-0		AWAY		1-2-0		0-0-0		6-0-0		
0-0-0	0-0-0	0-0-0		NEUTRAL		0-0-0		0-0-0		0-0-0		
<hr/>												
RPI S	Opponent	Score	RPI S	Opponent	Score	RPI S	Opponent	Score	RPI S	Opponent	Score	
			50 H	St. Mary's (CA)	8 3	51 H	Gonzaga	3 0	137 N	San Francisco	6 5	
						51 H	Gonzaga	2 11	146 A	UNLV	10 8	
						51 H	Gonzaga	7 1	146 H	UNLV	2 7	
						51 H	Gonzaga	9 21	154 H	Utah Valley	3 6	
						54 H	Tennessee	8 25	154 H	Utah Valley	4 5	
						60 H	New Mexico	6 10	154 H	Utah Valley	2 1	
						60 H	New Mexico	5 6	177 H	New Mexico St.	3 4	
						64 H	Cal Poly	16 3	177 H	New Mexico St.	6 7	
						64 H	Cal Poly	0 7	177 H	New Mexico St.	4 5	
						64 H	Cal Poly	3 2	207 H	Omaha	2 7	
						79 A	Houston	0 5	207 H	Omaha	9 4	
						79 A	Houston	1 3	207 H	Omaha	12 4	
						79 A	Houston	1 5	249 A	North Dakota	8 2	
						96 A	Seattle	3 10	249 A	North Dakota	14 2	
						96 A	Seattle	1 4	249 A	North Dakota	9 4	
						96 A	Seattle	8 4	251 A	CSU Bakersfield	9 3	
									251 A	CSU Bakersfield	9 4	
									251 A	CSU Bakersfield	9 6	
									263 H	Central Mich.	3 1	
									263 H	Central Mich.	5 4	
<hr/>												
LAST 15 GAMES												
			249 A	North Dakota	14 2	177 H	New Mexico St.	3 4				
			249 A	North Dakota	8 2	177 H	New Mexico St.	4 5				
			249 A	North Dakota	9 4	146 H	UNLV	2 7				
			96 A	Seattle	8 4							
			96 A	Seattle	1 4							

Non-Div. I Games:

Grand Canyon

96 A Seattle	3	10
177 H New Mexico St.	6	7

G
r
a
n
d
C
a
n
y
o
n

G
r
a
n
d
C
a
n
y
o
n

Average RPI Win:		211	WON-LOST RECORD		WINNING PCT. RANK		LAST 15 GAMES		STRENGTH OF SCHEDULE		OPP. STRENGTH OF SCHEDULE		TEAM RPI		ADJ RPI		CONF. RPI		ADJ CONF. RPI	
DIV. I ONLY			20-16-1		.55405 112		8-7-0		258		155		157		.49556 157		19		19	
DIV. I NON-CONF.			15-12-1		.55357 120		3-3-0		247		159		153		.50126 152		18		18	
TOTALS		RPI 1-25		RPI 26-50		W-L RECORDS		RPI 51-100		RPI 101-150		RPI 150+								
20-16-1		1-2-0		0-1-0		OVERALL		0-1-0		3-3-1		16-9-0								
8-3-0		0-0-0		0-0-0		HOME		0-1-0		0-0-0		8-2-0								
11-12-1		1-2-0		0-1-0		AWAY		0-0-0		2-3-1		8-6-0								
1-1-0		0-0-0		0-0-0		NEUTRAL		0-0-0		1-0-0		0-1-0								
15-12-1		1-2-0		0-1-0		NON-CONFERENCE		0-1-0		3-3-1		11-5-0								
6-2-0		0-0-0		0-0-0		HOME		0-1-0		0-0-0		6-1-0								
8-9-1		1-2-0		0-0-		AWAY		0-0-0		2-3-1		5-3-0								
1-1-0		0-0-0		0-0-0		NEUTRAL		0-0-0		1-0-0		0-1-0								
5-4-0		0-0-0		0-0-0		CONFERENCE		0-0-0		0-0-0		5-4-0								
2-1-0		0-0-0		0-0-0		HOME		0-0-0		0-0-0		2-1-0								
3-3-0		0-0-0		0-0-0		AWAY		0-0-0		0-0-0		3-3-0								
0-0-0		0-0-0		0-0-0		NEUTRAL		0-0-0		0-0-0		0-0-0								
RPI	S	Opponent		Score		RPI	S	Opponent		Score		RPI	S	Opponent		Score				
6	A	Florida St.		4	16	26	A	UNCW		1	16	97	H	Princeton		4	9			
6	A	Florida St.		5	1									110 N Western Caro.		14	3			
6	A	Florida St.		2	9									128 A Southern Ill.		2	2			
														128 A Southern Ill.		4	1			
														128 A Southern Ill.		3	6			
														140 A Nevada		10	3			
														140 A Nevada		1	5			
														140 A Nevada		1	12			
														158 N Richmond		10	14			
														171 A Xavier		8	11			
														171 A Xavier		0	1			
														171 A Xavier		4	2			
														174 H Georgetown		5	4			
														174 H Georgetown		3	10			
														174 H Georgetown		13	10			
														182 A Albany (NY)		20	3			
														201 H Fairfield		11	7			
														208 A Columbia		1	4			
														247 A Villanova		2	7			
														247 A Villanova		5	2			
														247 A Villanova		6	1			
														251 A CSU Bakersfield		5	4			
														251 A CSU Bakersfield		3	4			
														251 A CSU Bakersfield		4	10			
														253 A Fairleigh Dickinson		16	1			
														266 A NYIT		8	1			
														266 H NYIT		15	6			
														275 A Iona		5	2			

Non-Div. I Games:

St. John's (NY)

247 A Villanova	6	1
247 A Villanova	2	7

RPI	S	Opponent	Score	
278	H	Wagner	9	5
281	H	La Salle	9	2
281	H	La Salle	15	0
281	H	La Salle	16	7
295	H	Saint Peter's	8	9

St. John's (NY)

S
t
.
J
o
h
n
.
s
(
N
Y
)

S
t
.
J
o
h
n
.
s
(
N
Y
)

R
i
c
h
m
o
n
d

Richmond

187	H	Davidson	2	14
187	H	Davidson	4	3

RPI	S	Opponent	Score	
295	H	Saint Peter's	10	0
295	H	Saint Peter's	12	2
295	N	Saint Peter's	12	6

Richmond

R
i
c
h
m
o
n
d

R
i
c
h
m
o
n
d

Non-Div. I Games:

Monmouth

243 H Siena	4	6
243 H Siena	10	4

M
o
n
m
o
u
t
h

M
o
n
m
o
u
t
h

Average RPI Win: 189		WON-LOST RECORD		WINNING PCT. RANK		LAST 15 GAMES		STRENGTH OF SCHEDULE		OPP. STRENGTH OF SCHEDULE		TEAM RPI		ADJ RPI		CONF. RPI		ADJ CONF. RPI	
DIV. I ONLY		16-19-0		.45714 188		6-8-0		220		118		160		.49373 160		18		18	
DIV. I NON-CONF.		9-12-0		.42857 186		2-1-0		193		79		131		.50949 131		14		14	
TOTALS		RPI 1-25		RPI 26-50		W-L RECORDS		RPI 51-100		RPI 101-150		RPI 150+							
16-19-0		1-3-0		0-0-0		OVERALL		2-6-0		1-3-0		12-7-0							
3-3-0		0-0-0		0-0-0		HOME		2-2-0		0-0-0		1-1-0							
12-13-0		1-3-0		0-0-0		AWAY		0-3-0		1-3-0		10-4-0							
1-3-0		0-0-0		0-0-0		NEUTRAL		0-1-0		0-0-0		1-2-0							
9-12-0		1-3-0		0-0-0		NON-CONFERENCE		0-2-0		1-3-0		7-4-0							
0-0-0		0-0-0		0-0-0		HOME		0-0-0		0-0-0		0-0-0							
8-9-0		1-3-0		0-0-		AWAY		0-1-0		1-3-0		6-2-0							
1-3-0		0-0-0		0-0-0		NEUTRAL		0-1-0		0-0-0		1-2-0							
7-7-0		0-0-0		0-0-0		CONFERENCE		2-4-0		0-0-0		5-3-0							
3-3-0		0-0-0		0-0-0		HOME		2-2-0		0-0-0		1-1-0							
4-4-0		0-0-0		0-0-0		AWAY		0-2-0		0-0-0		4-2-0							
0-0-0		0-0-0		0-0-0		NEUTRAL		0-0-0		0-0-0		0-0-0							
RPI S	Opponent		Score		RPI S	Opponent		Score		RPI S	Opponent		Score		RPI S	Opponent		Score	
15 A	Texas Tech		3	12						73 H	Wright St.		2	0	121 A	Arkansas St.		4	7
15 A	Texas Tech		0	12						73 H	Wright St.		2	9	121 A	Arkansas St.		9	2
15 A	Texas Tech		10	3						77 A	Valparaiso		3	5	121 A	Arkansas St.		1	8
15 A	Texas Tech		1	9						77 A	Valparaiso		6	7	121 A	Arkansas St.		3	13
										77 H	Valparaiso		3	7	151 A	Kansas St.		0	7
										77 H	Valparaiso		6	5	151 A	Kansas St.		14	1
										84 N	Kent St.		6	7	151 A	Kansas St.		1	3
										91 A	Iowa		1	9	161 N	Ball St.		3	9
															161 N	Ball St.		5	11
															196 A	Ill.-Chicago		7	2
															196 A	Ill.-Chicago		3	10
															196 A	Ill.-Chicago		5	6
															196 H	Ill.-Chicago		5	1
															196 H	Ill.-Chicago		2	3
															206 N	Bethune-Cookman		11	0
															226 A	Northern Ill.		7	6
															244 A	Youngstown St.		10	3
															244 A	Youngstown St.		22	3
															244 A	Youngstown St.		1	0
															246 A	Illinois St.		4	1
															246 A	Illinois St.		4	3
															246 A	Illinois St.		8	5
															291 A	Chicago St.		12	9
				LAST 15 GAMES															
					196 H	Ill.-Chicago		5	1	196 A	Ill.-Chicago		7	2					
					196 H	Ill.-Chicago		2	3	291 A	Chicago St.		12	9					
					77 A	Valparaiso		6	7	73 H	Wright St.		2	9					
					77 A	Valparaiso		3	5										
					226 A	Northern Ill.		7	6										

Non-Div. I Games: Edgewood 7 5

Milwaukee

196 A Ill.-Chicago	5	6
196 A Ill.-Chicago	3	10

M
i
l
w
a
u
k
e
e

M
i
l
w
a
u
k
e
e

Average RPI Win:		204	WON-LOST RECORD		WINNING PCT. RANK		LAST 15 GAMES		STRENGTH OF SCHEDULE		OPP. STRENGTH OF SCHEDULE		TEAM RPI		ADJ RPI		CONF. RPI		ADJ CONF. RPI				
Average RPI Loss:		145																					
DIV. I ONLY			24-17-0		.58537 88		9-6-0		248		175		161		.49371 161		24		24				
DIV. I NON-CONF.			14-11-0		.56 114		1-2-0		209		83		127		.51168 127		24		24				
TOTALS		RPI 1-25		RPI 26-50		W-L RECORDS		RPI 51-100		RPI 101-150		RPI 150+											
24-17-0		1-4-0		0-1-0		OVERALL		1-1-0		4-3-0		18-8-0											
11-4-0		0-0-0		0-0-0		HOME		0-0-0		0-0-0		11-4-0											
8-7-0		1-3-0		0-0-0		AWAY		1-0-0		2-2-0		4-2-0											
5-6-0		0-1-0		0-1-0		NEUTRAL		0-1-0		2-1-0		3-2-0											
14-11-0		1-4-0		0-1-0		NON-CONFERENCE		1-0-0		2-2-0		10-4-0											
5-1-0		0-0-0		0-0-0		HOME		0-0-0		0-0-0		5-1-0											
4-5-0		1-3-0		0-0-		AWAY		1-0-0		0-1-0		2-1-0											
5-5-0		0-1-0		0-1-0		NEUTRAL		0-0-0		2-1-0		3-2-0											
10-6-0		0-0-0		0-0-0		CONFERENCE		0-1-0		2-1-0		8-4-0											
6-3-0		0-0-0		0-0-0		HOME		0-0-0		0-0-0		6-3-0											
4-2-0		0-0-0		0-0-0		AWAY		0-0-0		2-1-0		2-1-0											
0-1-0		0-0-0		0-0-0		NEUTRAL		0-1-0		0-0-0		0-0-0											
RPI	S	Opponent		Score		RPI	S	Opponent		Score		RPI	S	Opponent		Score		RPI	S	Opponent		Score	
5	N	Ole Miss		3	7	47	N	Oregon St.		6	7	77	A	Valparaiso		3	2	117	A	Indiana		3	4
9	A	Coastal Caro.		5	12							84	N	Kent St.		3	8	124	N	Cincinnati		6	4
14	A	LSU		3	9													124	N	Cincinnati		4	3
14	A	LSU		6	10													132	N	Utah		5	11
14	A	LSU		7	1													147	A	Miami (OH)		9	0
																		147	A	Miami (OH)		9	6
																		147	A	Miami (OH)		2	4
																		154	N	Utah Valley		3	1
																		154	N	Utah Valley		1	5
																		160	N	Milwaukee		11	5
																		160	N	Milwaukee		9	3
																		171	H	Xavier		5	4
																		210	N	George Washington		0	2
																		239	H	Ohio		17	14
																		239	H	Ohio		20	3
																		239	H	Ohio		6	12
																		254	H	Western Mich.		7	2
																		254	H	Western Mich.		13	3
																		254	H	Western Mich.		21	1
																		255	H	Bowling Green		7	8
																		255	H	Bowling Green		3	1
																		255	H	Bowling Green		1	5
																		256	A	Purdue		2	9
																		256	A	Purdue		2	9
																		256	H	Purdue		9	8
																		258	H	Dayton		9	3
																		258	H	Dayton		1	3
																		258	H	Dayton		6	1
LAST 15 GAMES				255 H Bowling Green				7	8	117 A Indiana				3	4	256 A Purdue				2	9		
				255 H Bowling Green				3	1	254 H Western Mich.				13	3	256 H Purdue				9	8		
				255 H Bowling Green				1	5	254 H Western Mich.				21	1	258 H Dayton				9	3		
				256 A Purdue				2	9							258 H Dayton				1	3		
				263 A Central Mich.				4	2							258 H Dayton				6	1		

Non-Div. I Games:

Ball St.

Ball St.

263	A	Central Mich.	10	7
263	A	Central Mich.	3	7

Through Games Of April 25, 2016

RPI	S	Opponent	Score	
258	H	Dayton	10	0
263	A	Central Mich.	4	2
263	A	Central Mich.	3	7
263	A	Central Mich.	10	7
288	A	Savannah St.	10	1
288	A	Savannah St.	7	3

Ball St.

B
a
l
l
S
t
.

B
a
l
l
S
t
.

Average RPI Win:	217	WON-LOST	WINNING	LAST 15	STRENGTH OF	OPP. STRENGTH	TEAM	ADJ	CONF.	ADJ CONF.				
Average RPI Loss:	145	RECORD	PCT. RANK	GAMES	SCHEDULE	OF SCHEDULE	RPI	RPI	RPI	RPI				
DIV. I ONLY		21-18-0	.53846	118	8-7-0		213	204	162	.49321	162	16	16	
DIV. I NON-CONF.		14-10-0	.58333	98	2-1-0		282	230	200	.47231	200	19	19	
<hr/>														
TOTALS		RPI 1-25		RPI 26-50		W-L RECORDS		RPI 51-100		RPI 101-150		RPI 150+		
21-18-0		0-4-0		0-0-0		OVERALL		0-1-0		4-5-0		17-8-0		
12-4-0		0-0-0		0-0-0		HOME		0-0-0		2-2-0		10-2-0		
6-12-0		0-4-0		0-0-0		AWAY		0-0-0		2-3-0		4-5-0		
3-2-0		0-0-0		0-0-0		NEUTRAL		0-1-0		0-0-0		3-1-0		
14-10-0		0-1-0		0-0-0		NON-CONFERENCE		0-1-0		1-2-0		13-6-0		
7-3-0		0-0-0		0-0-0		HOME		0-0-0		0-1-0		7-2-0		
4-5-0		0-1-0		0-0-		AWAY		0-0-0		1-1-0		3-3-0		
3-2-0		0-0-0		0-0-0		NEUTRAL		0-1-0		0-0-0		3-1-0		
7-8-0		0-3-0		0-0-0		CONFERENCE		0-0-0		3-3-0		4-2-0		
5-1-0		0-0-0		0-0-0		HOME		0-0-0		2-1-0		3-0-0		
2-7-0		0-3-0		0-0-0		AWAY		0-0-0		1-2-0		1-2-0		
0-0-0		0-0-0		0-0-0		NEUTRAL		0-0-0		0-0-0		0-0-0		
RPI	S	Opponent		Score	RPI	S	Opponent		Score	RPI	S	Opponent		Score
9	A	Coastal Caro.		2 5						72	N	Michigan St.		5 11
9	A	Coastal Caro.		3 12						110	A	Western Caro.		9 10
9	A	Coastal Caro.		2 4						130	H	Liberty		9 8
11	A	Clemson		4 8						130	H	Liberty		2 4
										130	H	Liberty		9 7
										131	A	Wofford		6 5
										131	H	Wofford		4 8
										134	A	Gardner-Webb		0 14
										134	A	Gardner-Webb		3 0
										134	A	Gardner-Webb		1 3
										155	A	Furman		8 9
										155	H	Furman		8 10
										174	H	Winthrop		9 3
										174	H	Winthrop		2 1
										174	H	Winthrop		4 3
										192	N	Fordham		7 1
										207	N	Omaha		11 1
										218	A	The Citadel		7 6
										218	A	The Citadel		2 7
										218	A	The Citadel		1 2
										236	A	USC Upstate		6 5
										237	H	Towson		7 5
										237	H	Towson		11 5
										237	H	Towson		6 2
										255	N	Bowling Green		1 6
										255	N	Bowling Green		6 5
										271	H	N.C. Central		15 6
										281	H	La Salle		6 0
					LAST 15 GAMES									
					130	H	Liberty		9 8	155	H	Furman		8 10
					130	H	Liberty		9 7	174	H	Winthrop		9 3
					130	H	Liberty		2 4	174	H	Winthrop		2 1
					287	A	N.C. A&T		10 6					
					9	A	Coastal Caro.		3 12					

Non-Div. I Games:

Presbyterian

9	A	Coastal Caro.	2	4
9	A	Coastal Caro.	2	5

RPI	S	Opponent	Score	
281	H	La Salle	10	3
281	H	La Salle	3	6
285	A	UNC Asheville	13	8
285	A	UNC Asheville	9	22
285	A	UNC Asheville	4	7
287	A	N.C. A&T	10	6
288	H	Savannah St.	16	1

Campbell

Campbell

130	H	Liberty	2	1
130	H	Liberty	2	1

RPI	S	Opponent	Score	
250	N	Appalachian St.	9	4
271	A	N.C. Central	15	11
287	H	N.C. A&T	15	3
287	H	N.C. A&T	10	8
287	H	N.C. A&T	14	1

Campbell

C
a
m
p
b
e
l
l

C
a
m
p
b
e
l
l

Average RPI Win: 144		WON-LOST	WINNING	LAST 15	STRENGTH OF		OPP. STRENGTH	TEAM	ADJ	CONF.	ADJ CONF.
Average RPI Loss: 83		RECORD	PCT. RANK	GAMES	SCHEDULE		OF SCHEDULE	RPI	RPI	RPI	RPI
DIV. I ONLY		15-25-0	.375	234	6-9-0		25	159	164	.49194	164
DIV. I NON-CONF.		10-21-0	.32258	243	1-5-0		40	123	198	.47292	198
TOTALS		RPI 1-25	RPI 26-50		W-L RECORDS		RPI 51-100		RPI 101-150		RPI 150+
15-25-0	0-4-0	0-0-0		OVERALL		7-16-0		4-3-0		4-2-0	
13-12-0	0-4-0	0-0-0		HOME		5-5-0		4-2-0		4-1-0	
2-13-0	0-0-0	0-0-0		AWAY		2-11-0		0-1-0		0-1-0	
0-0-0	0-0-0	0-0-0		NEUTRAL		0-0-0		0-0-0		0-0-0	
10-21-0	0-4-0	0-0-0		NON-CONFERENCE		4-13-0		2-2-0		4-2-0	
9-10-0	0-4-0	0-0-0		HOME		3-4-0		2-1-0		4-1-0	
1-11-0	0-0-0	0-0-0		AWAY		1-9-0		0-1-0		0-1-0	
0-0-0	0-0-0	0-0-0		NEUTRAL		0-0-0		0-0-0		0-0-0	
5-4-0	0-0-0	0-0-0		CONFERENCE		3-3-0		2-1-0		0-0-0	
4-2-0	0-0-0	0-0-0		HOME		2-1-0		2-1-0		0-0-0	
1-2-0	0-0-0	0-0-0		AWAY		1-2-0		0-0-0		0-0-0	
0-0-0	0-0-0	0-0-0		NEUTRAL		0-0-0		0-0-0		0-0-0	
RPI S	Opponent	Score		RPI S	Opponent	Score		RPI S	Opponent	Score	
21 H	TCU	0	3					58 A	Cal St. Fullerton	1	9
21 H	TCU	5	12					58 A	Cal St. Fullerton	1	7
21 H	TCU	6	17					58 A	Cal St. Fullerton	0	5
24 H	Oklahoma St.	0	17					60 A	New Mexico	4	8
								60 A	New Mexico	6	8
								60 A	New Mexico	7	17
								64 H	Cal Poly	6	0
								64 H	Cal Poly	6	7
								64 H	Cal Poly	2	7
								70 A	Oral Roberts	4	6
								70 H	Oral Roberts	15	8
								81 H	Sam Houston St.	2	0
								81 H	Sam Houston St.	11	15
								81 H	Sam Houston St.	8	13
								83 A	Nebraska	3	7
								83 A	Nebraska	17	5
								83 A	Nebraska	0	4
								87 A	Evansville	6	5
								87 A	Evansville	2	7
								87 A	Evansville	1	11
				LAST 15 GAMES							
				145 H Bradley				10			
				145 H Bradley				4			
				145 H Bradley				7			
				194 A Kansas				3			
				89 H Missouri St.				1			

Non-Div. I Games:

Wichita St.

			RPI	S	Opponent	Score	
89	H	Missouri St.	11	1	89 H Missouri St.	9	2
89	H	Missouri St.	9	2	89 H Missouri St.	11	1
					89 H Missouri St.	1	6
107	H	Oklahoma	7		107 H Oklahoma	15	
87	A	Evansville	1		87 A Evansville	11	
87	A	Evansville	2		87 A Evansville	7	

W
i
c
h
i
t
a
s
t
.

W
i
c
h
i
t
a
s
t
.

Average RPI Win:		134	WON-LOST RECORD		WINNING PCT. RANK		LAST 15 GAMES		STRENGTH OF SCHEDULE		OPP. STRENGTH OF SCHEDULE		TEAM RPI		ADJ RPI		CONF. RPI		ADJ CONF. RPI	
DIV. I ONLY			17-24-0		.41463 212		5-10-0		73		84		165		.49188 165		4		4	
DIV. I NON-CONF.			10-13-0		.43478 184		1-3-0		147		111		205		.46886 205		4		4	
TOTALS		RPI 1-25		RPI 26-50		W-L RECORDS		RPI 51-100		RPI 101-150		RPI 150+								
17-24-0		0-5-0		4-3-0		OVERALL		2-7-0		4-6-0		7-3-0								
11-16-0		0-4-0		2-1-0		HOME		1-5-0		3-3-0		5-3-0								
6-8-0		0-1-0		2-2-0		AWAY		1-2-0		1-3-0		2-0-0								
0-0-0		0-0-0		0-0-0		NEUTRAL		0-0-0		0-0-0		0-0-0								
10-13-0		0-2-0		2-2-0		NON-CONFERENCE		0-3-0		1-3-0		7-3-0								
8-10-0		0-1-0		2-1-0		HOME		0-3-0		1-2-0		5-3-0								
2-3-0		0-1-0		0-0-		AWAY		0-0-0		0-1-0		2-0-0								
0-0-0		0-0-0		0-0-0		NEUTRAL		0-0-0		0-0-0		0-0-0								
7-11-0		0-3-0		2-1-0		CONFERENCE		2-4-0		3-3-0		0-0-0								
3-6-0		0-3-0		0-0-0		HOME		1-2-0		2-1-0		0-0-0								
4-5-0		0-0-0		2-1-0		AWAY		1-2-0		1-2-0		0-0-0								
0-0-0		0-0-0		0-0-0		NEUTRAL		0-0-0		0-0-0		0-0-0								
RPI	S	Opponent		Score		RPI	S	Opponent		Score		RPI	S	Opponent		Score				
8	A	North Carolina St.		3	7	27	A	Fla. Atlantic		8	17	74	A	Louisiana Tech		2	5			
8	H	North Carolina St.		1	7	27	A	Fla. Atlantic		7	6	74	A	Louisiana Tech		7	4			
19	H	Southern Miss.		6	16	27	A	Fla. Atlantic		12	7	74	A	Louisiana Tech		2	3			
19	H	Southern Miss.		6	9	28	H	Georgia		10	5	84	H	Kent St.		3	11			
19	H	Southern Miss.		1	9	28	H	Georgia		3	6	84	H	Kent St.		6	11			
						31	A	Wake Forest		5	6	84	H	Kent St.		3	4			
						31	H	Wake Forest		7	6	99	H	Marshall		2	7			
												99	H	Marshall		5	0			
												99	H	Marshall		5	10			
												99	H	Marshall		2	7			
						134	A	Gardner-Webb		4	8	27	A	Fla. Atlantic		7	6			
						144	A	Middle Tenn.		0	3	27	A	Fla. Atlantic		8	17			
		</																		

Non-Div. I Games:

Charlotte

144 A Middle Tenn.	8	4
144 A Middle Tenn.	11	12

C
h
a
r
l
o
t
t
e

C
h
a
r
l
o
t
t
e

Average RPI Win:		151	WON-LOST RECORD		WINNING PCT. RANK		LAST 15 GAMES		STRENGTH OF SCHEDULE		OPP. STRENGTH OF SCHEDULE		TEAM RPI		ADJ RPI		CONF. RPI		ADJ CONF. RPI				
DIV. I ONLY			19-21-0		.475 165		0-1-0		124		102		166		.49157 166		7 7						
DIV. I NON-CONF.			15-13-0		.53571 130		0-1-0		83		122		142		.5047 142		7 7						
TOTALS		RPI 1-25		RPI 26-50		W-L RECORDS		RPI 51-100		RPI 101-150		RPI 150+											
19-21-0		0-1-0		0-0-0		OVERALL		3-8-0		7-7-0		9-5-0											
15-10-0		0-1-0		0-0-0		HOME		2-3-0		4-2-0		9-4-0											
4-11-0		0-0-0		0-0-0		AWAY		1-5-0		3-5-0		0-1-0											
0-0-0		0-0-0		0-0-0		NEUTRAL		0-0-0		0-0-0		0-0-0											
15-13-0		0-1-0		0-0-0		NON-CONFERENCE		2-6-0		5-3-0		8-3-0											
14-8-0		0-1-0		0-0-0		HOME		2-3-0		4-2-0		8-2-0											
1-5-0		0-0-0		0-0-		AWAY		0-3-0		1-1-0		0-1-0											
0-0-0		0-0-0		0-0-0		NEUTRAL		0-0-0		0-0-0		0-0-0											
4-8-0		0-0-0		0-0-0		CONFERENCE		1-2-0		2-4-0		1-2-0											
1-2-0		0-0-0		0-0-0		HOME		0-0-0		0-0-0		1-2-0											
3-6-0		0-0-0		0-0-0		AWAY		1-2-0		2-4-0		0-0-0											
0-0-0		0-0-0		0-0-0		NEUTRAL		0-0-0		0-0-0		0-0-0											
RPI	S	Opponent		Score		RPI	S	Opponent		Score		RPI	S	Opponent		Score							
6	H	Florida St.		4	12							61	A	Jacksonville		5	7	119	H	Saint Joseph's		13	3
						62	A	North Florida		6	7	119	H	Saint Joseph's		7	8						
						62	H	North Florida		5	7	119	H	Saint Joseph's		7	3						
						72	H	Michigan St.		2	0	124	A	Cincinnati		3	4						
						72	H	Michigan St.		1	11	124	A	Cincinnati		2	3						
						72	H	Michigan St.		7	5	124	A	Cincinnati		5	3						
						79	A	Houston		1	5	130	H	Liberty		0	4						
						79	A	Houston		4	1	130	H	Liberty		11	10						
						79	A	Houston		5	7	130	H	Liberty		6	5						
						94	A	FGCU		3	4	133	A	UCF		5	6						
						94	H	FGCU		6	13	133	A	UCF		0	4						
												133	A	UCF		6	4						
												148	A	Stetson		1	5						
												148	A	Stetson		3	2						
												173	H	Holy Cross		3	2						
												173	H	Holy Cross		3	2						
												173	H	Holy Cross		4	3						
												176	H	Eastern Mich.		8	4						
												176	H	Eastern Mich.		8	4						
												176	H	Eastern Mich.		2	3						
												206	A	Bethune-Cookman		3	10						
												206	H	Bethune-Cookman		6	2						
												148	A	Stetson		1	5	133	A	UCF		6	4
												79	A	Houston		5	7	62	H	North Florida		5	7
												79	A	Houston		4	1	216	H	Memphis		7	5
												79	A	Houston		1	5						
												206	H	Bethune-Cookman		6	2						

Non-Div. I Games:

South Fla.

South Fla.

133	A	UCF	5	6
133	A	UCF	0	4

Through Games Of April 25, 2016

RPI	S	Opponent	Score
229	H	Dartmouth	0 1

South Fla.

S
o
u
t
h
F
l
a
.

S
o
u
t
h
F
l
a
.

Average RPI Win:		189	WON-LOST RECORD		WINNING PCT. RANK		LAST 15 GAMES		STRENGTH OF SCHEDULE		OPP. STRENGTH OF SCHEDULE		TEAM RPI		ADJ RPI		CONF. RPI		ADJ CONF. RPI		
DIV. I ONLY			16-22-0		.42105	208	4-11-0		80		158		167		.49122		167	12		12	
DIV. I NON-CONF.			9-11-0		.45	176	2-4-0		74		217		161		.49513		161	9		9	
TOTALS		RPI 1-25		RPI 26-50			W-L RECORDS			RPI 51-100			RPI 101-150			RPI 150+					
16-22-0		0-1-0		2-10-0			OVERALL			0-6-0			4-2-0			10-3-0					
14-6-0		0-0-0		1-2-0			HOME			0-3-0			4-0-0			9-1-0					
2-15-0		0-1-0		1-7-0			AWAY			0-3-0			0-2-0			1-2-0					
0-1-0		0-0-0		0-1-0			NEUTRAL			0-0-0			0-0-0			0-0-0					
9-11-0		0-1-0		1-5-0			NON-CONFERENCE			0-3-0			1-2-0			7-0-0					
8-3-0		0-0-0		0-0-0			HOME			0-3-0			1-0-0			7-0-0					
1-7-0		0-1-0		1-0-			AWAY			0-0-0			0-2-0			0-0-0					
0-1-0		0-0-0		0-1-0			NEUTRAL			0-0-0			0-0-0			0-0-0					
7-11-0		0-0-0		1-5-0			CONFERENCE			0-3-0			3-0-0			3-3-0					
6-3-0		0-0-0		1-2-0			HOME			0-0-0			3-0-0			2-1-0					
1-8-0		0-0-0		0-3-0			AWAY			0-3-0			0-0-0			1-2-0					
0-0-0		0-0-0		0-0-0			NEUTRAL			0-0-0			0-0-0			0-0-0					
RPI	S	Opponent		Score		RPI	S	Opponent		Score		RPI	S	Opponent		Score					
17	A	Vanderbilt		6	8	34	H	Northwestern St.		2	3	81	A	Sam Houston St.		3	6				
						34	H	Northwestern St.		6	3	81	A	Sam Houston St.		0	2				
						34	H	Northwestern St.		5	7	81	A	Sam Houston St.		7	9				
						37	A	Southeast Mo. St.		0	6	89	H	Missouri St.		6	10				
						37	A	Southeast Mo. St.		2	6	89	H	Missouri St.		1	12				
						37	A	Southeast Mo. St.		1	0	89	H	Missouri St.		5	6				
						47	A	Oregon St.		1	7										
						47	A	Oregon St.		2	6										
						47	A	Lamar		6	7										
						47	A	Lamar		5	19										
						47	A	Lamar		2	9										
						47	N	Oregon St.		2	6										
						LAST 15 GAMES															
						34	H	Northwestern St.		5	7	103	H	Little Rock		6	1				
						34	H	Northwestern St.		6	3	47	A	Oregon St.		1	7				
						34	H	Northwestern St.		2	3	47	N	Oregon St.		2	6				
						17	A	Vanderbilt		6	8										
						212	A	Nicholls St.		7	2										

Non-Div. I Games:

Central Ark.

212 A Nicholls St.	5	6
212 A Nicholls St.	2	8

C
e
n
t
r
a
l
A
r
k
.

C
e
n
t
r
a
l
A
r
k
.

Average RPI Win: 217		WON-LOST	WINNING	LAST 15	STRENGTH OF		OPP. STRENGTH	TEAM	ADJ		CONF.	ADJ CONF.			
Average RPI Loss: 131		RECORD	PCT. RANK	GAMES	SCHEDULE		OF SCHEDULE	RPI	RPI		RPI	RPI			
DIV. I ONLY		17-18-0	.48571	160	0-1-0		197	214	168	.49114	168	20	20		
DIV. I NON-CONF.		10-15-0	.4	206	0-1-0		226	213	222	.46276	222	20	20		
TOTALS		RPI 1-25	RPI 26-50		W-L RECORDS		RPI 51-100		RPI 101-150		RPI 150+				
17-18-0		0-3-0	0-3-0		OVERALL		2-1-0		1-4-0		14-7-0				
11-1-0		0-0-0	0-0-0		HOME		0-0-0		1-0-0		10-1-0				
5-15-0		0-3-0	0-3-0		AWAY		2-1-0		0-4-0		3-4-0				
1-2-0		0-0-0	0-0-0		NEUTRAL		0-0-0		0-0-0		1-2-0				
10-15-0		0-3-0	0-3-0		NON-CONFERENCE		0-0-0		1-4-0		9-5-0				
7-0-0		0-0-0	0-0-0		HOME		0-0-0		1-0-0		6-0-0				
2-13-0		0-3-0	0-0-		AWAY		0-0-0		0-4-0		2-3-0				
1-2-0		0-0-0	0-0-0		NEUTRAL		0-0-0		0-0-0		1-2-0				
7-3-0		0-0-0	0-0-0		CONFERENCE		2-1-0		0-0-0		5-2-0				
4-1-0		0-0-0	0-0-0		HOME		0-0-0		0-0-0		4-1-0				
3-2-0		0-0-0	0-0-0		AWAY		2-1-0		0-0-0		1-1-0				
0-0-0		0-0-0	0-0-0		NEUTRAL		0-0-0		0-0-0		0-0-0				
RPI S	Opponent	Score		RPI S	Opponent	Score		RPI S	Opponent	Score		RPI S	Opponent	Score	
20 A	Creighton	4	5	35 A	Bryant	5	14	76 A	Hartford	9	0	127 A	Baylor	5	6
20 A	Creighton	0	4	35 A	Bryant	2	6	76 A	Hartford	5	9	127 A	Baylor	2	16
20 A	Creighton	0	4	35 A	Bryant	4	8	76 A	Hartford	2	0	127 A	Baylor	4	20
												129 H	Sacred Heart	4	2
												131 A	Wofford	8	9
												188 H	UMass Lowell	5	3
												188 H	UMass Lowell	1	2
												188 H	UMass Lowell	5	0
												192 A	Fordham	1	6
												198 A	Elon	4	1
												204 A	UMBC	15	10
												204 A	UMBC	1	2
												213 H	Manhattan	8	2
												236 A	USC Upstate	6	8
												247 H	Villanova	8	3
												250 N	Appalachian St.	0	4
												255 N	Bowling Green	4	5
												258 N	Dayton	11	6
												266 H	NYIT	5	1
												268 H	Maine	11	0
												268 H	Maine	2	1
												270 A	LIU Brooklyn	8	1
												275 A	Iona	0	7
												275 H	Iona	15	4
												275 H	Iona	11	2
												295 H	Saint Peter's	7	3
LAST 15 GAMES				275 A	Iona	0	7	270 A	LIU Brooklyn	8	1				
				35 A	Bryant	2	6	76 A	Hartford	2	0				
				35 A	Bryant	4	8	76 A	Hartford	5	9				
				35 A	Bryant	5	14								
				188 H	UMass Lowell	5	3								

Non-Div. I Games:

Stony Brook

188 H UMass Lowell	5	0
188 H UMass Lowell	1	2

S
t
o
n
y
B
r
o
o
k

S
t
o
n
y
B
r
o
o
k

[illegible]

Non-Div. I Games:

Florida A&M

206	A	Bethune-Cookman	5	6
61	H	Jacksonville	5	8

RPI	S	Opponent	Score	
289	A	Jackson St.	3	4
289	A	Jackson St.	9	16

Florida A&M

F
l
o
r
i
d
a

A
&
M

F
l
o
r
i
d
a

A
&
M

Average RPI Win:	208	WON-LOST RECORD	WINNING PCT. RANK	LAST 15 GAMES	STRENGTH OF SCHEDULE	OPP. STRENGTH OF SCHEDULE	TEAM RPI	ADJ RPI	CONF. RPI	ADJ CONF. RPI								
DIV. I ONLY		19-16-0	.54286	116	7-8-0	261	128	170	.49026	170	13	13						
DIV. I NON-CONF.		10-6-0	.625	72	2-2-0	258	269	136	.50766	136	10	10						

TOTALS	RPI 1-25	RPI 26-50			W-L RECORDS		RPI 51-100		RPI 101-150		RPI 150+							
19-16-0	0-0-0	0-0-0			OVERALL		0-5-0		4-8-0		15-3-0							
9-2-0	0-0-0	0-0-0			HOME		0-0-0		2-1-0		7-1-0							
7-12-0	0-0-0	0-0-0			AWAY		0-5-0		1-5-0		6-2-0							
3-2-0	0-0-0	0-0-0			NEUTRAL		0-0-0		1-2-0		2-0-0							
10-6-0	0-0-0	0-0-0			NON-CONFERENCE		0-2-0		1-2-0		9-2-0							
2-1-0	0-0-0	0-0-0			HOME		0-0-0		0-0-0		2-1-0							
5-3-0	0-0-0	0-0-			AWAY		0-2-0		0-0-0		5-1-0							
3-2-0	0-0-0	0-0-0			NEUTRAL		0-0-0		1-2-0		2-0-0							
9-10-0	0-0-0	0-0-0			CONFERENCE		0-3-0		3-6-0		6-1-0							
7-1-0	0-0-0	0-0-0			HOME		0-0-0		2-1-0		5-0-0							
2-9-0	0-0-0	0-0-0			AWAY		0-3-0		1-5-0		1-1-0							
0-0-0	0-0-0	0-0-0			NEUTRAL		0-0-0		0-0-0		0-0-0							
RPI	S	Opponent	Score	RPI	S	Opponent	Score	RPI	S	Opponent	Score	RPI	S	Opponent	Score			
								80	A	Fresno St.	1	14	140	A	Nevada	5	6	
								80	A	Fresno St.	3	6	140	A	Nevada	4	8	
								80	A	Fresno St.	1	5	140	A	Nevada	12	7	
								91	A	Iowa	7	9	140	H	Nevada	18	4	
								91	A	Iowa	2	22	140	H	Nevada	5	12	
													140	H	Nevada	5	2	
													146	A	UNLV	6	7	
													146	A	UNLV	2	7	
													146	A	UNLV	0	1	
													150	N	Navy	10	5	
													150	N	Navy	0	5	
													150	N	Navy	1	3	
													185	H	San Diego St.	17	13	
													187	A	Davidson	9	4	
													195	A	San Jose St.	5	9	
													195	A	San Jose St.	7	2	
													195	H	San Jose St.	13	7	
													195	H	San Jose St.	8	7	
													195	H	San Jose St.	12	4	
													195	H	San Jose St.	9	3	
													202	N	Marist	8	4	
													207	H	Omaha	18	10	
													207	H	Omaha	3	12	
													257	N	Buffalo	13	0	
													262	A	UC Davis	9	8	
													262	A	UC Davis	2	6	
													262	A	UC Davis	5	2	
LAST 15 GAMES																		
				140	A	Nevada	4	8	91	A	Iowa	2	22	207	H	Omaha	3	12
				140	A	Nevada	12	7	91	A	Iowa	7	9	257	N	Buffalo	13	0
				140	A	Nevada	5	6	195	H	San Jose St.	8	7	262	A	UC Davis	9	8
				282	A	Northern Colo.	4	2						262	A	UC Davis	2	6
				146	A	UNLV	6	7						262	A	UC Davis	5	2

Non-Div. I Games: Adams St. 13 1

Air Force

146	A	UNLV	2	7
146	A	UNLV	0	1

RPI	S	Opponent	Score	
282	A	Northern Colo.	14	4
282	A	Northern Colo.	4	2
282	H	Northern Colo.	14	7

Air Force

A
i
r
F
o
r
c
e

A
i
r
F
o
r
c
e

x
a
v
i
e
r

Xavier

174	A	Georgetown	3	4
174	A	Georgetown	1	9

RPI	S	Opponent	Score	
263	H	Central Mich.	7	4
263	H	Central Mich.	5	0
263	H	Central Mich.	8	5

Xavier

X
a
v
i
e
r

X
a
v
i
e
r

[illegible]

Non-Div. I Games:

Alabama St.

Alabama St.

289	A	Jackson St.	13	1
289	A	Jackson St.	15	4

Through Games Of April 25, 2016

RPI	S	Opponent	Score	
300	A	Mississippi Val.	28	1
300	A	Mississippi Val.	12	0
300	H	Mississippi Val.	27	2
300	H	Mississippi Val.	3	0
300	H	Mississippi Val.	11	3

Alabama St.

A
l
a
b
a
m
a
S
t
.

A
l
a
b
a
m
a
S
t
.

Average RPI Win:	224		WON-LOST RECORD	WINNING PCT. RANK	LAST 15 GAMES		STRENGTH OF SCHEDULE	OPP. STRENGTH OF SCHEDULE	TEAM RPI	ADJ RPI	CONF. RPI	ADJ CONF. RPI
DIV. I ONLY			22-22-0	.5 143	11-4-0		242	238	173	.48783 173	29	29
DIV. I NON-CONF.			11-17-0	.39286 213	2-1-0		266	179	229	.45745 229	29	29
TOTALS	RPI 1-25			RPI 26-50	W-L RECORDS		RPI 51-100			RPI 101-150		RPI 150+
22-22-0	0-0-0			0-0-0	OVERALL		1-3-0			3-5-0		18-14-0
5-5-0	0-0-0			0-0-0	HOME		0-1-0			1-0-0		4-4-0
16-16-0	0-0-0			0-0-0	AWAY		1-2-0			2-5-0		13-9-0
1-1-0	0-0-0			0-0-0	NEUTRAL		0-0-0			0-0-0		1-1-0
11-17-0	0-0-0			0-0-0	NON-CONFERENCE		1-3-0			1-3-0		9-11-0
3-3-0	0-0-0			0-0-0	HOME		0-1-0			1-0-0		2-2-0
7-13-0	0-0-0			0-0-	AWAY		1-2-0			0-3-0		6-8-0
1-1-0	0-0-0			0-0-0	NEUTRAL		0-0-0			0-0-0		1-1-0
11-5-0	0-0-0			0-0-0	CONFERENCE		0-0-0			2-2-0		9-3-0
2-2-0	0-0-0			0-0-0	HOME		0-0-0			0-0-0		2-2-0
9-3-0	0-0-0			0-0-0	AWAY		0-0-0			2-2-0		7-1-0
0-0-0	0-0-0			0-0-0	NEUTRAL		0-0-0			0-0-0		0-0-0
RPI S	Opponent	Score		RPI S	Opponent	Score	RPI S	Opponent	Score	RPI S	Opponent	Score
							70 A	Long Beach St.	1 7	115 A	William & Mary	5 6
							70 A	Long Beach St.	1 2	115 A	William & Mary	11 12
							70 A	Long Beach St.	3 2	115 A	William & Mary	5 8
							76 H	Hartford	4 8	125 H	Rhode Island	5 3
										150 A	Navy	3 1
										150 A	Navy	0 9
										150 A	Navy	2 4
										150 A	Navy	4 2
										155 A	Furman	2 5
										155 A	Furman	4 7
										155 A	Furman	10 7
										166 A	South Fla.	3 4
										166 A	South Fla.	2 3
										166 A	South Fla.	2 3
										188 H	UMass Lowell	2 5
										199 A	Yale	8 1
										199 A	Yale	5 10
										199 A	Yale	4 2
										223 N	Penn	5 3
										223 N	Penn	3 4
										227 H	Harvard	11 4
										229 A	Dartmouth	1 2
					LAST 15 GAMES							
				277 A	Bucknell	12 10	240 H	Army West Point	1 6	240 H	Army West Point	6 2
				277 A	Bucknell	5 3	240 H	Army West Point	6 3	240 H	Army West Point	6 3
				277 A	Bucknell	10 6	125 H	Rhode Island	5 3	240 H	Army West Point	1 6
				277 A	Bucknell	3 0				240 H	Army West Point	0 3
				243 A	Siena	9 6				243 A	Siena	9 6

Non-Div. I Games:

Holy Cross

240 H Army West Point	0	3
240 H Army West Point	6	2

RPI	S	Opponent	Score	
260	A	Brown	9	0
260	A	Brown	1	2
260	H	Brown	12	11
260	H	Brown	0	3
265	A	Lehigh	12	3
265	A	Lehigh	6	1
265	A	Lehigh	4	5
265	A	Lehigh	5	4
277	A	Bucknell	5	3
277	A	Bucknell	10	6
277	A	Bucknell	3	0
277	A	Bucknell	12	10
279	A	Massachusetts	6	3

Average RPI Win:	194	WON-LOST	WINNING	LAST 15	STRENGTH OF	OPP. STRENGTH	TEAM	ADJ	CONF.	ADJ CONF.	
Average RPI Loss:	140	RECORD	PCT. RANK	GAMES	SCHEDULE	OF SCHEDULE	RPI	RPI	RPI	RPI	
DIV. I ONLY	18-22-0	.45	193	6-8-0	163	232	174	.48782	174	19	19
DIV. I NON-CONF.	14-17-0	.45161	174	2-3-0	105	239	148	.50336	148	18	18
<hr/>											
TOTALS	RPI 1-25	RPI 26-50		W-L RECORDS		RPI 51-100		RPI 101-150		RPI 150+	
18-22-0	0-0-0	1-6-0		OVERALL		1-3-0		1-3-0		15-10-0	
7-5-0	0-0-0	0-0-0		HOME		1-3-0		0-1-0		6-1-0	
7-15-0	0-0-0	1-6-0		AWAY		0-0-0		1-2-0		5-7-0	
4-2-0	0-0-0	0-0-0		NEUTRAL		0-0-0		0-0-0		4-2-0	
14-17-0	0-0-0	1-6-0		NON-CONFERENCE		1-3-0		1-3-0		11-5-0	
5-4-0	0-0-0	0-0-0		HOME		1-3-0		0-1-0		4-0-0	
5-11-0	0-0-0	1-0-		AWAY		0-0-0		1-2-0		3-3-0	
4-2-0	0-0-0	0-0-0		NEUTRAL		0-0-0		0-0-0		4-2-0	
4-5-0	0-0-0	0-0-0		CONFERENCE		0-0-0		0-0-0		4-5-0	
2-1-0	0-0-0	0-0-0		HOME		0-0-0		0-0-0		2-1-0	
2-4-0	0-0-0	0-0-0		AWAY		0-0-0		0-0-0		2-4-0	
0-0-0	0-0-0	0-0-0		NEUTRAL		0-0-0		0-0-0		0-0-0	
RPI S	Opponent	Score	RPI S	Opponent	Score	RPI S	Opponent	Score	RPI S	Opponent	Score
			27 A	Fla. Atlantic	2 14	97 H	Princeton	4 3	115 A	William & Mary	9 10
			27 A	Fla. Atlantic	0 6	97 H	Princeton	0 4	115 A	William & Mary	2 16
			27 A	Fla. Atlantic	13 11	97 H	Princeton	3 7	115 A	William & Mary	8 6
			31 A	Wake Forest	1 3	97 H	Princeton	4 8	150 H	Navy	5 6
			46 A	UNCG	4 5				157 A	St. John's (NY)	4 5
			46 A	UNCG	4 8				157 A	St. John's (NY)	10 3
			46 A	UNCG	9 17				157 A	St. John's (NY)	10 13
									171 H	Xavier	9 1
									171 H	Xavier	4 3
									171 H	Xavier	5 8
									187 A	Davidson	5 3
									187 A	Davidson	3 9
									187 A	Davidson	8 12
									199 H	Yale	5 4
									204 H	UMBC	1 0
									204 N	UMBC	6 5
									210 A	George Washington	3 2
									210 H	George Washington	2 1
									223 N	Penn	11 6
									223 N	Penn	9 1
									223 N	Penn	4 2
									233 N	VMI	0 4
									254 N	Western Mich.	5 12
			280 A	Butler	6 12	283 H	George Mason	12 5	280 A	Butler	6 12
			280 A	Butler	3 1	157 A	St. John's (NY)	4 5	280 A	Butler	2 3
			280 A	Butler	2 3	157 A	St. John's (NY)	10 13	280 A	Butler	3 1
			210 H	George Washington	2 1				283 A	George Mason	1 2
			171 H	Xavier	4 3						

Non-Div. I Games: Moravian 8 1

Georgetown

171	H	Xavier	9	1
171	H	Xavier	5	8

RPI	S	Opponent	Score	
283	H	George Mason	12	5
299	A	Coppin St.	5	4

Georgetown

G
e
o
r
g
e
t
o
w
n

G
e
o
r
g
e
t
o
w
n

Average RPI Win: 197		WON-LOST	WINNING	LAST 15	STRENGTH OF		OPP. STRENGTH	TEAM	ADJ	CONF.	ADJ CONF.
Average RPI Loss: 140		RECORD	PCT. RANK	GAMES	SCHEDULE		OF SCHEDULE	RPI	RPI	RPI	RPI
DIV. I ONLY		21-20-0	.5122	140	7-8-0		202	168	174	.48782	174
DIV. I NON-CONF.		13-13-0	.5	145	1-3-0		198	193	182	.48317	182
TOTALS		RPI 1-25	RPI 26-50		W-L RECORDS		RPI 51-100		RPI 101-150		RPI 150+
21-20-0		0-3-0	0-0-0		OVERALL		1-2-0		9-5-0		11-10-0
14-7-0		0-0-0	0-0-0		HOME		0-0-0		7-3-0		7-4-0
7-13-0		0-3-0	0-0-0		AWAY		1-2-0		2-2-0		4-6-0
0-0-0		0-0-0	0-0-0		NEUTRAL		0-0-0		0-0-0		0-0-0
13-13-0		0-3-0	0-0-0		NON-CONFERENCE		0-0-0		6-5-0		7-5-0
9-6-0		0-0-0	0-0-0		HOME		0-0-0		4-3-0		5-3-0
4-7-0		0-3-0	0-0-		AWAY		0-0-0		2-2-0		2-2-0
0-0-0		0-0-0	0-0-0		NEUTRAL		0-0-0		0-0-0		0-0-0
8-7-0		0-0-0	0-0-0		CONFERENCE		1-2-0		3-0-0		4-5-0
5-1-0		0-0-0	0-0-0		HOME		0-0-0		3-0-0		2-1-0
3-6-0		0-0-0	0-0-0		AWAY		1-2-0		0-0-0		2-4-0
0-0-0		0-0-0	0-0-0		NEUTRAL		0-0-0		0-0-0		0-0-0
RPI S	Opponent	Score	RPI S	Opponent	Score	RPI S	Opponent	Score	RPI S	Opponent	Score
3 A	South Carolina	4 16				57 A	High Point	2 7	125 H	Rhode Island	8 7
11 A	Clemson	3 4				57 A	High Point	6 2	125 H	Rhode Island	7 11
16 A	North Carolina	6 11				57 A	High Point	2 4	125 H	Rhode Island	8 4
									130 H	Liberty	6 5
									130 H	Liberty	7 5
									130 H	Liberty	11 5
									131 A	Wofford	4 3
									131 H	Wofford	2 9
									147 H	Miami (OH)	1 5
									147 H	Miami (OH)	18 6
									147 H	Miami (OH)	7 5
									148 A	Stetson	1 2
									148 A	Stetson	4 5
									148 A	Stetson	6 4
									162 A	Presbyterian	1 2
									162 A	Presbyterian	3 9
									162 A	Presbyterian	3 4
									165 H	Charlotte	1 7
									172 A	Alabama St.	10 9
									172 A	Alabama St.	4 5
									172 A	Alabama St.	10 11
									187 H	Davidson	10 12
									214 H	Radford	3 2
									214 H	Radford	3 1
									214 H	Radford	8 15
									273 H	ETSU	5 7
									281 H	La Salle	9 0
			LAST 15 GAMES								
			285 A	UNC Asheville	7 10	214 H	Radford	3 2			
			285 A	UNC Asheville	5 2	131 H	Wofford	2 9			
			285 A	UNC Asheville	9 2	162 A	Presbyterian	3 9			
			131 A	Wofford	4 3						
			187 H	Davidson	10 12						

Non-Div. I Games:

Winthrop

214	H	Radford	3	1
214	H	Radford	8	15

RPI	S	Opponent	Score	
281	H	La Salle	7	3
281	H	La Salle	11	2
281	H	La Salle	9	5
285	A	UNC Asheville	7	10
285	A	UNC Asheville	9	2
285	A	UNC Asheville	5	2
287	A	N.C. A&T	15	4
287	H	N.C. A&T	7	0

Winthrop

W
i
n
t
h
r
o
p

W
i
n
t
h
r
o
p

Average RPI Win:	226	WON-LOST RECORD	WINNING PCT. RANK	LAST 15 GAMES		STRENGTH OF SCHEDULE	OPP. STRENGTH OF SCHEDULE	TEAM RPI	ADJ RPI	CONF. RPI	ADJ CONF. RPI
DIV. I ONLY		14-22-0	.38889 223	6-9-0		125	245	176	.48672 176	24	24
DIV. I NON-CONF.		8-16-0	.33333 237	2-3-0		68	206	151	.50181 151	24	24
TOTALS	RPI 1-25		RPI 26-50	W-L RECORDS		RPI 51-100		RPI 101-150		RPI 150+	
14-22-0	0-3-0		0-0-0	OVERALL		1-8-0		0-3-0		13-8-0	
3-4-0	0-0-0		0-0-0	HOME		0-3-0		0-1-0		3-0-0	
8-15-0	0-2-0		0-0-0	AWAY		1-4-0		0-1-0		7-7-0	
3-3-0	0-1-0		0-0-0	NEUTRAL		0-0-0		0-1-0		3-1-0	
8-16-0	0-3-0		0-0-0	NON-CONFERENCE		1-5-0		0-3-0		7-5-0	
0-1-0	0-0-0		0-0-0	HOME		0-0-0		0-1-0		0-0-0	
5-12-0	0-2-0		0-0-	AWAY		1-5-0		0-1-0		4-4-0	
3-3-0	0-1-0		0-0-0	NEUTRAL		0-0-0		0-1-0		3-1-0	
6-6-0	0-0-0		0-0-0	CONFERENCE		0-3-0		0-0-0		6-3-0	
3-3-0	0-0-0		0-0-0	HOME		0-3-0		0-0-0		3-0-0	
3-3-0	0-0-0		0-0-0	AWAY		0-0-0		0-0-0		3-3-0	
0-0-0	0-0-0		0-0-0	NEUTRAL		0-0-0		0-0-0		0-0-0	
RPI S Opponent	Score	RPI S Opponent	Score	RPI S Opponent	Score	RPI S Opponent	Score	RPI S Opponent	Score		
1 A Florida	4 12			72 A Michigan St.	4 2	122 A West Virginia	1 5				
1 N Florida	7 8			73 A Wright St.	0 14	136 H Oakland	4 7				
25 A Michigan	3 19			73 A Wright St.	5 7	136 N Oakland	3 11				
				84 H Kent St.	2 4	166 A South Fla.	4 8				
				84 H Kent St.	3 7	166 A South Fla.	3 2				
				84 H Kent St.	3 13	166 A South Fla.	4 8				
				85 A Arizona St.	4 12	207 N Omaha	1 2				
				85 A Arizona St.	1 8	207 N Omaha	16 3				
				85 A Arizona St.	4 5	207 N Omaha	8 1				
						224 A Lipscomb	8 12				
						224 A Lipscomb	17 4				
						224 A Lipscomb	1 4				
						242 N NJIT	8 0				
						254 A Western Mich.	2 6				
						254 A Western Mich.	4 7				
						254 A Western Mich.	5 3				
						255 H Bowling Green	8 4				
						255 H Bowling Green	5 4				
						255 H Bowling Green	4 0				
						256 A Purdue	6 5				
						257 A Buffalo	2 1				
						257 A Buffalo	4 12				
						257 A Buffalo	4 3				
						258 A Dayton	7 6				
				LAST 15 GAMES							
				254 A Western Mich.	5 3	256 A Purdue	6 5				
				254 A Western Mich.	4 7	122 A West Virginia	1 5				
				254 A Western Mich.	2 6	72 A Michigan St.	4 2				
				84 H Kent St.	3 7						
				84 H Kent St.	2 4						

Non-Div. I Games:

Eastern Mich.

84	H	Kent St.	3	13
25	A	Michigan	3	19

E
a
s
t
e
r
n
M
i
c
h
.

E
a
s
t
e
r
n
M
i
c
h
.

Average RPI Win: 200		WON-LOST RECORD		WINNING PCT. RANK		LAST 15 GAMES		STRENGTH OF SCHEDULE		OPP. STRENGTH OF SCHEDULE		TEAM RPI		ADJ RPI		CONF. RPI		ADJ CONF. RPI	
DIV. I ONLY		22-17-0		.5641 103		8-7-0		255		172		177		.4859 177		26		26	
DIV. I NON-CONF.		12-12-0		.5 145		0-2-0		228		106		186		.48141 186		26		26	
TOTALS		RPI 1-25		RPI 26-50		W-L RECORDS		RPI 51-100		RPI 101-150		RPI 150+							
22-17-0		1-1-0		0-2-0		OVERALL		1-1-0		3-5-0		17-8-0							
10-7-0		0-0-0		0-0-0		HOME		0-0-0		1-3-0		9-4-0							
11-7-0		1-1-0		0-2-0		AWAY		0-0-0		2-0-0		8-4-0							
1-3-0		0-0-0		0-0-0		NEUTRAL		1-1-0		0-2-0		0-0-0							
12-12-0		1-1-0		0-2-0		NON-CONFERENCE		1-1-0		3-5-0		7-3-0							
6-5-0		0-0-0		0-0-0		HOME		0-0-0		1-3-0		5-2-0							
5-4-0		1-1-0		0-0-		AWAY		0-0-0		2-0-0		2-1-0							
1-3-0		0-0-0		0-0-0		NEUTRAL		1-1-0		0-2-0		0-0-0							
10-5-0		0-0-0		0-0-0		CONFERENCE		0-0-0		0-0-0		10-5-0							
4-2-0		0-0-0		0-0-0		HOME		0-0-0		0-0-0		4-2-0							
6-3-0		0-0-0		0-0-0		AWAY		0-0-0		0-0-0		6-3-0							
0-0-0		0-0-0		0-0-0		NEUTRAL		0-0-0		0-0-0		0-0-0							
RPI S	Opponent	Score		RPI S	Opponent	Score		RPI S	Opponent	Score		RPI S	Opponent	Score					
15 A	Texas Tech	2	14	30 A	Arizona	7	8	60 N	New Mexico	2	3	123 N	San Diego	1	10				
15 A	Texas Tech	7	6	30 A	Arizona	8	11	60 N	New Mexico	9	6	123 N	San Diego	1	5				
												127 A	Baylor	9	5				
												127 A	Baylor	7	4				
												143 H	SFA	7	6				
												143 H	SFA	2	8				
												143 H	SFA	4	5				
												143 H	SFA	7	14				
												154 H	Utah Valley	7	4				
												154 H	Utah Valley	1	6				
												154 H	Utah Valley	4	7				
												156 A	Grand Canyon	7	6				
												156 A	Grand Canyon	5	4				
												156 A	Grand Canyon	4	3				
												197 A	UC Riverside	2	8				
												197 A	UC Riverside	4	2				
												197 A	UC Riverside	6	5				
												237 H	Towson	9	8				
												237 H	Towson	8	5				
												237 H	Towson	17	3				
												251 A	CSU Bakersfield	5	4				
												251 A	CSU Bakersfield	6	7				
												251 A	CSU Bakersfield	2	8				
												268 H	Maine	7	3				
												268 H	Maine	1	3				
												268 H	Maine	3	2				
												268 H	Maine	3	13				
				LAST 15 GAMES															
				251 A	CSU Bakersfield	2	8	156 A	Grand Canyon	7	6	251 A	CSU Bakersfield	2	8				
				251 A	CSU Bakersfield	5	4	156 A	Grand Canyon	4	3	268 H	Maine	7	3				
				251 A	CSU Bakersfield	6	7	156 A	Grand Canyon	5	4	268 H	Maine	1	3				
				30 A	Arizona	7	8					268 H	Maine	3	2				
				154 H	Utah Valley	1	6					268 H	Maine	3	13				

New Mexico St.

154 H Utah Valley	4	7
154 H Utah Valley	7	4

Through Games Of April 25, 2016

RPI	S	Opponent	Score	
274	A	UTRGV	3	9
274	A	UTRGV	12	3
274	A	UTRGV	7	3
291	H	Chicago St.	8	2
291	H	Chicago St.	11	4
291	H	Chicago St.	17	5

New Mexico St.

N
e
w
M
e
x
i
c
o
s
t
.

N
e
w
M
e
x
i
c
o
s
t
.

Average RPI Win:	194	WON-LOST	WINNING	LAST 15	STRENGTH OF	OPP. STRENGTH	TEAM	ADJ	CONF.	ADJ CONF.					
Average RPI Loss:	149	RECORD	PCT. RANK	GAMES	SCHEDULE	OF SCHEDULE	RPI	RPI	RPI	RPI					
DIV. I ONLY	23-16-0	.58974	87	7-7-0	231	200	178	.48569	178	15	15				
DIV. I NON-CONF.	19-8-0	.7037	43	3-2-0	230	232	123	.51563	123	15	15				
<hr/>															
TOTALS	RPI 1-25	RPI 26-50		W-L RECORDS		RPI 51-100		RPI 101-150		RPI 150+					
23-16-0	0-0-0	0-1-0		OVERALL		2-4-0		6-2-0		15-9-0					
15-9-0	0-0-0	0-1-0		HOME		1-0-0		4-1-0		10-7-0					
6-6-0	0-0-0	0-0-0		AWAY		0-4-0		2-1-0		4-1-0					
2-1-0	0-0-0	0-0-0		NEUTRAL		1-0-0		0-0-0		1-1-0					
<hr/>															
19-8-0	0-0-0	0-1-0		NON-CONFERENCE		2-1-0		6-2-0		11-4-0					
14-4-0	0-0-0	0-1-0		HOME		1-0-0		4-1-0		9-2-0					
3-3-0	0-0-0	0-0-		AWAY		0-1-0		2-1-0		1-1-0					
2-1-0	0-0-0	0-0-0		NEUTRAL		1-0-0		0-0-0		1-1-0					
<hr/>															
4-8-0	0-0-0	0-0-0		CONFERENCE		0-3-0		0-0-0		4-5-0					
1-5-0	0-0-0	0-0-0		HOME		0-0-0		0-0-0		1-5-0					
3-3-0	0-0-0	0-0-0		AWAY		0-3-0		0-0-0		3-0-0					
0-0-0	0-0-0	0-0-0		NEUTRAL		0-0-0		0-0-0		0-0-0					
<hr/>															
RPI	S	Opponent	Score	RPI	S	Opponent	Score	RPI	S	Opponent	Score				
				35	H	Bryant	5 16	53	A	Col. of Charleston	2 15				
								53	A	Col. of Charleston	4 14				
								53	A	Col. of Charleston	2 3				
								55	A	Old Dominion	4 10				
								59	H	Maryland	12 7				
								59	N	Maryland	10 8				
											119	H	Saint Joseph's	4 9	
											139	H	Binghamton	13 2	
											139	H	Binghamton	5 4	
											139	H	Binghamton	4 2	
											139	H	Binghamton	9 7	
											148	A	Stetson	12 10	
											148	A	Stetson	6 1	
											148	A	Stetson	2 5	
											188	H	UMass Lowell	3 5	
											188	H	UMass Lowell	4 2	
											190	H	Northeastern	0 14	
											190	H	Northeastern	1 6	
											190	H	Northeastern	3 6	
											193	H	James Madison	16 6	
											193	H	James Madison	3 7	
											193	H	James Madison	12 14	
											200	N	Virginia Tech	7 6	
											201	H	Fairfield	11 6	
											201	H	Fairfield	22 6	
											201	H	Fairfield	4 3	
											213	N	Manhattan	2 10	
				LAST 15 GAMES							230	A	Hofstra	8 4	
				243	H	Siena	2 9	230	A	Hofstra	8 4	230	A	Hofstra	8 4
				243	H	Siena	6 2	230	A	Hofstra	13 3	230	A	Hofstra	13 3
				243	H	Siena	11 4	230	A	Hofstra	8 4	243	H	Siena	2 9
				119	H	Saint Joseph's	4 9				243	H	Siena	11 4	
				190	H	Northeastern	0 14				243	H	Siena	6 2	

Non-Div. I Games: Wilmington (DE) 7 0

Delaware

190	H	Northeastern	3	6
190	H	Northeastern	1	6

RPI	S	Opponent	Score	
265	A	Lehigh	7	16
281	A	La Salle	4	2
281	H	La Salle	22	1
290	H	Delaware St.	4	2
290	H	Delaware St.	8	3

Delaware

D
e
l
a
w
a
r
e

D
e
l
a
w
a
r
e

Average RPI Win:	154	WON-LOST	WINNING	LAST 15	STRENGTH OF	OPP. STRENGTH	TEAM	ADJ	CONF.	ADJ CONF.		
Average RPI Loss:	100	RECORD	PCT. RANK	GAMES	SCHEDULE	OF SCHEDULE	RPI	RPI	RPI	RPI		
DIV. I ONLY		17-20-0	.45946	181	8-7-0	158	105	179	.48557	179	8	8
DIV. I NON-CONF.		9-10-0	.47368	168	3-0-0	246	132	212	.46608	212	8	8
<hr/>												
TOTALS	RPI 1-25	RPI 26-50		W-L RECORDS		RPI 51-100		RPI 101-150		RPI 150+		
17-20-0	0-0-0	3-6-0		OVERALL		3-9-0		3-1-0		8-4-0		
11-10-0	0-0-0	1-2-0		HOME		2-5-0		3-0-0		5-3-0		
6-10-0	0-0-0	2-4-0		AWAY		1-4-0		0-1-0		3-1-0		
0-0-0	0-0-0	0-0-0		NEUTRAL		0-0-0		0-0-0		0-0-0		
9-10-0	0-0-0	1-2-0		NON-CONFERENCE		2-4-0		1-0-0		5-4-0		
7-3-0	0-0-0	0-0-0		HOME		1-0-0		1-0-0		5-3-0		
2-7-0	0-0-0	1-0-		AWAY		1-4-0		0-0-0		0-1-0		
0-0-0	0-0-0	0-0-0		NEUTRAL		0-0-0		0-0-0		0-0-0		
8-10-0	0-0-0	2-4-0		CONFERENCE		1-5-0		2-1-0		3-0-0		
4-7-0	0-0-0	1-2-0		HOME		1-5-0		2-0-0		0-0-0		
4-3-0	0-0-0	1-2-0		AWAY		0-0-0		0-1-0		3-0-0		
0-0-0	0-0-0	0-0-0		NEUTRAL		0-0-0		0-0-0		0-0-0		
RPI	S	Opponent	Score	RPI	S	Opponent	Score	RPI	S	Opponent	Score	
				43	A	BYU	4 11	51	H	Gonzaga	3 5	
				43	A	BYU	10 8	51	H	Gonzaga	5 10	
				43	A	BYU	3 19	51	H	Gonzaga	0 6	
				49	A	Washington	2 6	64	A	Cal Poly	2 19	
				49	A	Washington	6 3	64	A	Cal Poly	3 6	
				49	A	Washington	2 6	64	A	Cal Poly	6 7	
				50	H	St. Mary's (CA)	2 14	64	A	Cal Poly	2 6	
				50	H	St. Mary's (CA)	6 2	80	A	Fresno St.	7 3	
				50	H	St. Mary's (CA)	4 9	80	H	Fresno St.	15 6	
								95	H	Loyola Marymount	4 7	
								95	H	Loyola Marymount	7 1	
								95	H	Loyola Marymount	1 9	

Non-Div. I Games:

Pacific

180 A Portland	10	6
180 A Portland	3	0

P
a
c
i
f
i
c

P
a
c
i
f
i
c

Average RPI Win:	165	WON-LOST RECORD	WINNING PCT. RANK	LAST 15 GAMES	STRENGTH OF SCHEDULE	OPP. STRENGTH OF SCHEDULE	TEAM RPI	ADJ RPI	CONF. RPI	ADJ CONF. RPI			
DIV. I ONLY		15-24-0	.38462	226	2-12-0	86	202	180	.48543	180	8	8	
DIV. I NON-CONF.		13-11-0	.54167	127	1-1-0	113	256	130	.51018	130	8	8	
<hr/>													
TOTALS	RPI 1-25	RPI 26-50		W-L RECORDS		RPI 51-100		RPI 101-150		RPI 150+			
15-24-0	0-0-0	0-4-0		OVERALL		2-6-0		5-7-0		8-7-0			
7-12-0	0-0-0	0-4-0		HOME		0-0-0		4-4-0		3-4-0			
7-12-0	0-0-0	0-0-0		AWAY		1-6-0		1-3-0		5-3-0			
1-0-0	0-0-0	0-0-0		NEUTRAL		1-0-0		0-0-0		0-0-0			
13-11-0	0-0-0	0-1-0		NON-CONFERENCE		1-1-0		4-5-0		8-4-0			
7-6-0	0-0-0	0-1-0		HOME		0-0-0		4-4-0		3-1-0			
5-5-0	0-0-0	0-0-		AWAY		0-1-0		0-1-0		5-3-0			
1-0-0	0-0-0	0-0-0		NEUTRAL		1-0-0		0-0-0		0-0-0			
2-13-0	0-0-0	0-3-0		CONFERENCE		1-5-0		1-2-0		0-3-0			
0-6-0	0-0-0	0-3-0		HOME		0-0-0		0-0-0		0-3-0			
2-7-0	0-0-0	0-0-0		AWAY		1-5-0		1-2-0		0-0-0			
0-0-0	0-0-0	0-0-0		NEUTRAL		0-0-0		0-0-0		0-0-0			
RPI	S	Opponent	Score	RPI	S	Opponent	Score	RPI	S	Opponent	Score		
				43	H	BYU	2 8	51	A	Gonzaga	5 14		
				43	H	BYU	3 5	51	A	Gonzaga	1 18		
				43	H	BYU	1 4	51	A	Gonzaga	0 3		
				47	H	Oregon St.	6 13	95	A	Loyola Marymount	3 1		
								95	A	Loyola Marymount	1 8		
								95	A	Loyola Marymount	0 3		
								96	A	Seattle	3 4		
								96	N	Seattle	4 3		
										101	A	Oregon	1 10
										109	H	CSUN	6 5
										109	H	CSUN	1 2
										109	H	CSUN	1 2
										109	H	CSUN	7 3
										112	A	Pepperdine	3 2
										112	A	Pepperdine	4 5
										112	A	Pepperdine	0 4
										136	H	Oakland	6 3
										136	H	Oakland	4 14
										136	H	Oakland	10 7
										136	H	Oakland	0 4
										154	A	Utah Valley	10 3
										154	A	Utah Valley	4 6
										154	A	Utah Valley	8 6
										154	A	Utah Valley	8 9
										179	H	Pacific	0 3
										179	H	Pacific	2 3
										179	H	Pacific	6 10
										197	H	UC Riverside	1 4
										197	H	UC Riverside	10 6
										197	H	UC Riverside	4 3
										197	H	UC Riverside	8 5
										262	A	UC Davis	3 4
										262	A	UC Davis	9 6
										262	A	UC Davis	12 0
										262	A	UC Davis	7 4
LAST 15 GAMES													
				112	A	Pepperdine	4 5	51	A	Gonzaga	5 14		
				112	A	Pepperdine	3 2	51	A	Gonzaga	0 3		
				112	A	Pepperdine	0 4	51	A	Gonzaga	1 18		
				96	N	Seattle	4 3						
				179	H	Pacific	2 3						

Non-Div. I Games:

Portland

179 H Pacific	6	10
179 H Pacific	0	3

P
o
r
t
l
a
n
d

P
o
r
t
l
a
n
d

Average RPI Win: 204		WON-LOST	WINNING	LAST 15	STRENGTH OF		OPP. STRENGTH	TEAM	ADJ	CONF.	ADJ CONF.		
Average RPI Loss: 174		RECORD	PCT. RANK	GAMES	SCHEDULE		OF SCHEDULE	RPI	RPI	RPI	RPI		
DIV. I ONLY		17-18-0	.48571	160	6-6-0		224	242	181	.48439	181	22	22
DIV. I NON-CONF.		10-7-0	.58824	94	1-1-0		98	255	69	.54305	69	22	22
<hr/>													
TOTALS		RPI 1-25	RPI 26-50		W-L RECORDS		RPI 51-100		RPI 101-150		RPI 150+		
17-18-0		0-1-0	3-1-0		OVERALL		1-4-0		0-0-0		13-12-0		
6-1-0		0-0-0	0-0-0		HOME		0-0-0		0-0-0		6-1-0		
8-12-0		0-1-0	3-1-0		AWAY		0-3-0		0-0-0		5-7-0		
3-5-0		0-0-0	0-0-0		NEUTRAL		1-1-0		0-0-0		2-4-0		
10-7-0		0-1-0	3-1-0		NON-CONFERENCE		1-1-0		0-0-0		6-4-0		
1-0-0		0-0-0	0-0-0		HOME		0-0-0		0-0-0		1-0-0		
6-2-0		0-1-0	3-0-		AWAY		0-0-0		0-0-0		3-0-0		
3-5-0		0-0-0	0-0-0		NEUTRAL		1-1-0		0-0-0		2-4-0		
7-11-0		0-0-0	0-0-0		CONFERENCE		0-3-0		0-0-0		7-8-0		
5-1-0		0-0-0	0-0-0		HOME		0-0-0		0-0-0		5-1-0		
2-10-0		0-0-0	0-0-0		AWAY		0-3-0		0-0-0		2-7-0		
0-0-0		0-0-0	0-0-0		NEUTRAL		0-0-0		0-0-0		0-0-0		
RPI	S	Opponent	Score		RPI	S	Opponent	Score		RPI	S	Opponent	Score
23	A	Minnesota	0	10	47	A	Lamar	6	7	52	N	Boston College	4 2
					47	A	Lamar	7	5	70	A	Oral Roberts	3 10
					47	A	Lamar	7	6	70	A	Oral Roberts	3 6
					47	A	Lamar	3	0	70	A	Oral Roberts	6 8
										72	N	Michigan St.	5 9

209 A South Dakota St.	7	14
209 A South Dakota St.	3	11

N
o
r
t
h
D
a
k
o
t
a
S
t
.

N
o
r
t
h
D
a
k
o
t
a
S
t
.

Average RPI Win: 225		WON-LOST	WINNING	LAST 15	STRENGTH OF		OPP. STRENGTH	TEAM	ADJ	CONF.	ADJ CONF.
Average RPI Loss: 146		RECORD	PCT. RANK	GAMES	SCHEDULE		OF SCHEDULE	RPI	RPI	RPI	RPI
DIV. I ONLY		16-20-0	.44444	198	8-7-0		204	260	182	.48396	182
DIV. I NON-CONF.		11-13-0	.45833	173	4-2-0		249	275	196	.47473	196
TOTALS		RPI 1-25	RPI 26-50		W-L RECORDS		RPI 51-100		RPI 101-150		RPI 150+
16-20-0		0-3-0	0-0-0		OVERALL		2-4-0		0-3-0		14-10-0
6-3-0		0-0-0	0-0-0		HOME		0-0-0		0-0-0		6-3-0
10-17-0		0-3-0	0-0-0		AWAY		2-4-0		0-3-0		8-7-0
0-0-0		0-0-0	0-0-0		NEUTRAL		0-0-0		0-0-0		0-0-0
11-13-0		0-3-0	0-0-0		NON-CONFERENCE		1-2-0		0-0-0		10-8-0
4-2-0		0-0-0	0-0-0		HOME		0-0-0		0-0-0		4-2-0
7-11-0		0-3-0	0-0-		AWAY		1-2-0		0-0-0		6-6-0
0-0-0		0-0-0	0-0-0		NEUTRAL		0-0-0		0-0-0		0-0-0
5-7-0		0-0-0	0-0-0		CONFERENCE		1-2-0		0-3-0		4-2-0
2-1-0		0-0-0	0-0-0		HOME		0-0-0		0-0-0		2-1-0
3-6-0		0-0-0	0-0-0		AWAY		1-2-0		0-3-0		2-1-0
0-0-0		0-0-0	0-0-0		NEUTRAL		0-0-0		0-0-0		0-0-0
RPI S	Opponent	Score	RPI S	Opponent	Score	RPI S	Opponent	Score	RPI S	Opponent	Score
3 A	South Carolina	1 10				76 A	Hartford	3 6	139 A	Binghamton	4 9
3 A	South Carolina	1 8				76 A	Hartford	6 7	139 A	Binghamton	6 8
3 A	South Carolina	2 6				76 A	Hartford	9 5	139 A	Binghamton	4 7
						78 A	Western Ky.	2 12	157 H	St. John's (NY)	3 20
						78 A	Western Ky.	3 5	188 A	UMass Lowell	5 2
						78 A	Western Ky.	7 4	188 A	UMass Lowell	4 2
									188 A	UMass Lowell	1 6
									192 H	Fordham	3 9
									201 A	Fairfield	4 5
									202 A	Marist	0 2
									204 H	UMBC	10 4
									204 H	UMBC	6 1
									204 H	UMBC	1 5
									217 A	Central Conn. St.	6 1
									219 H	Quinnipiac	24 14
									227 A	Harvard	3 0
									227 A	Harvard	2 3
									266 A	NYIT	0 3
									266 A	NYIT	5 2
									266 A	NYIT	7 2
									266 A	NYIT	0 4
									287 A	N.C. A&T	14 3
									287 A	N.C. A&T	9 2
									287 A	N.C. A&T	4 13
									295 H	Saint Peter's	5 0
									295 H	Saint Peter's	17 5
									295 H	Saint Peter's	5 2
			LAST 15 GAMES								
			188 A	UMass Lowell	4 2	157 H	St. John's (NY)	3 20			
			188 A	UMass Lowell	1 6	204 H	UMBC	1 5			
			188 A	UMass Lowell	5 2	204 H	UMBC	6 1			
			219 H	Quinnipiac	24 14						
			295 H	Saint Peter's	5 2						

Non-Div. I Games:

Albany (NY)

295	H	Saint Peter's	17	5
295	H	Saint Peter's	5	0

A
l
b
a
n
y
(
N
Y
)

A
l
b
a
n
y
(
N
Y
)

Average RPI Win:		176	WON-LOST RECORD		WINNING PCT. RANK		LAST 15 GAMES		STRENGTH OF SCHEDULE		OPP. STRENGTH OF SCHEDULE		TEAM RPI		ADJ RPI		CONF. RPI		ADJ CONF. RPI	
DIV. I ONLY			20-21-0		.4878 155		11-4-0		153		110		183		.48309 183		17		17	
DIV. I NON-CONF.			10-19-0		.34483 235		1-2-0		183		43		246		.44812 246		16		16	
TOTALS		RPI 1-25		RPI 26-50		W-L RECORDS		RPI 51-100		RPI 101-150		RPI 150+								
20-21-0		0-2-0		1-1-0		OVERALL		4-4-0		3-8-0		12-6-0								
15-14-0		0-1-0		0-1-0		HOME		4-3-0		2-4-0		9-5-0								
5-7-0		0-1-0		1-0-0		AWAY		0-1-0		1-4-0		3-1-0								
0-0-0		0-0-0		0-0-0		NEUTRAL		0-0-0		0-0-0		0-0-0								
10-19-0		0-2-0		1-1-0		NON-CONFERENCE		2-3-0		3-8-0		4-5-0								
8-12-0		0-1-0		0-1-0		HOME		2-2-0		2-4-0		4-4-0								
2-7-0		0-1-0		1-0-		AWAY		0-1-0		1-4-0		0-1-0								
0-0-0		0-0-0		0-0-0		NEUTRAL		0-0-0		0-0-0		0-0-0								
10-2-0		0-0-0		0-0-0		CONFERENCE		2-1-0		0-0-0		8-1-0								
7-2-0		0-0-0		0-0-0		HOME		2-1-0		0-0-0		5-1-0								
3-0-0		0-0-0		0-0-0		AWAY		0-0-0		0-0-0		3-0-0								
0-0-0		0-0-0		0-0-0		NEUTRAL		0-0-0		0-0-0		0-0-0								
RPI	S	Opponent		Score		RPI	S	Opponent		Score		RPI	S	Opponent		Score				
22	A	Georgia Tech		2	4	28	A	Georgia		4	2	62	H	North Florida		10	4			
22	H	Georgia Tech		2	13	28	H	Georgia		2	4	62	H	North Florida		2	1			
												62	H	North Florida		2	9			
												65	A	Jacksonville St.		2	10			
												65	H	Jacksonville St.		5	10			
												65	H	Jacksonville St.		3	2			
												65	H	Jacksonville St.		11	9			
												88	H	VCU		11	15			
												104	A	Mercer		5	11			
												104	H	Mercer		7	10			
												104	H	Mercer		6	9			
												107	H	Auburn		6	5			
												116	A	UAB		3	4			
												116	A	UAB		10	6			
												116	A	UAB		1	2			
												126	A	Ga. Southern		9	10			
												144	H	Middle Tenn.		3	9			
												144	H	Middle Tenn.		7	0			
												144	H	Middle Tenn.		6	8			
												165	H	Charlotte		8	12			
												211	A	Tennessee Tech		9	24			
												211	H	Tennessee Tech		5	6			
												224	H	Lipscomb		4	0			
												224	H	Lipscomb		9	11			
												224	H	Lipscomb		10	1			
												236	A	USC Upstate		14	9			
												236	A	USC Upstate		8	6			
												236	A	USC Upstate		6	5			
												237	H	Towson		5	6			
												237	H	Towson		6	7			
												237	H	Towson		11	8			
												239	H	Ohio		8	7			
												242	H	NJIT		5	3			
												242	H	NJIT		8	2			
												242	H	NJIT		5	3			
LAST 15 GAMES																				
						224	H	Lipscomb		9	11	107	H	Auburn		6	5			
						224	H	Lipscomb		4	0	242	H	NJIT		5	3			
						224	H	Lipscomb		10	1	242	H	NJIT		5	3			
						65	A	Jacksonville St.		2	10	242	H	NJIT		8	2			
						236	A	USC Upstate		14	9	242	H	NJIT		5	3			

Non-Div. I Games:

Kennesaw St.

Kennesaw St.

236	A	USC Upstate	8	6
236	A	USC Upstate	6	5

Through Games Of April 25, 2016

RPI	S	Opponent	Score	
254	H	Western Mich.	7	4
256	H	Purdue	5	2

Kennesaw St.

K
e
n
n
e
s
a
w
S
t
.

K
e
n
n
e
s
a
w
S
t
.

Average RPI Win:	136	WON-LOST RECORD	WINNING PCT. RANK	LAST 15 GAMES	STRENGTH OF SCHEDULE	OPP. STRENGTH OF SCHEDULE	TEAM RPI	ADJ RPI	CONF. RPI	ADJ CONF. RPI		
DIV. I ONLY		13-23-0	.36111	241	5-10-0	58	156	185	.48264	184	3	3
DIV. I NON-CONF.		7-11-0	.38889	217	0-1-0	142	277	226	.46069	226	3	3
<hr/>												
TOTALS	RPI 1-25	RPI 26-50		W-L RECORDS		RPI 51-100		RPI 101-150		RPI 150+		
13-23-0	0-0-0	3-3-0		OVERALL		2-9-0		1-2-0		7-9-0		
8-10-0	0-0-0	2-1-0		HOME		1-3-0		1-2-0		4-4-0		
3-12-0	0-0-0	1-2-0		AWAY		1-6-0		0-0-0		1-4-0		
2-1-0	0-0-0	0-0-0		NEUTRAL		0-0-0		0-0-0		2-1-0		
<hr/>												
7-11-0	0-0-0	0-0-0		NON-CONFERENCE		0-2-0		0-0-0		7-9-0		
4-5-0	0-0-0	0-0-0		HOME		0-1-0		0-0-0		4-4-0		
1-5-0	0-0-0	0-0-		AWAY		0-1-0		0-0-0		1-4-0		
2-1-0	0-0-0	0-0-0		NEUTRAL		0-0-0		0-0-0		2-1-0		
<hr/>												
6-12-0	0-0-0	3-3-0		CONFERENCE		2-7-0		1-2-0		0-0-0		
4-5-0	0-0-0	2-1-0		HOME		1-2-0		1-2-0		0-0-0		
2-7-0	0-0-0	1-2-0		AWAY		1-5-0		0-0-0		0-0-0		
0-0-0	0-0-0	0-0-0		NEUTRAL		0-0-0		0-0-0		0-0-0		
<hr/>												
RPI	S	Opponent	Score	RPI	S	Opponent	Score	RPI	S	Opponent	Score	
				30	A	Arizona	0 8	51	A	Gonzaga	0 8	
				30	A	Arizona	6 2	51	H	Gonzaga	4 7	
				30	A	Arizona	3 7	69	A	UCLA	2 11	
				47	H	Oregon St.	3 12	69	A	UCLA	2 5	
				47	H	Oregon St.	7 5	69	A	UCLA	5 6	
				47	H	Oregon St.	8 3	85	H	Arizona St.	3 18	
								85	H	Arizona St.	1 10	
								85	H	Arizona St.	9 3	
								86	A	Stanford	1 6	
								86	A	Stanford	5 2	
								86	A	Stanford	0 5	
										120	H Southern California	2 4
										120	H Southern California	2 6
										120	H Southern California	9 2
										152	A Texas St.	9 8
										152	A Texas St.	6 7
										152	A Texas St.	2 6
										152	A Texas St.	1 10
										154	H Utah Valley	10 1
										154	H Utah Valley	0 8
										154	H Utah Valley	9 10
										154	H Utah Valley	6 10
										186	N Houston Baptist	5 9
										186	N Houston Baptist	3 2
										190	H Northeastern	8 1
										190	H Northeastern	7 2
										190	H Northeastern	4 1
										190	H Northeastern	3 5
										274	A UTRGV	1 3
										296	N Prairie View	14 3
<hr/>												
LAST 15 GAMES												
				120	H	Southern California	9 2	30	A	Arizona	6 2	
				120	H	Southern California	2 6	30	A	Arizona	0 8	
				120	H	Southern California	2 4	51	A	Gonzaga	0 8	
				47	H	Oregon St.	8 3					
				47	H	Oregon St.	7 5					

Non-Div. I Games:

Washington St.

47 H Oregon St.	3	12
30 A Arizona	3	7

W
a
s
h
i
n
g
t
o
n
s
t
.

W
a
s
h
i
n
g
t
o
n
s
t
.

Average RPI Win:		123	WON-LOST RECORD		WINNING PCT. RANK	LAST 15 GAMES	STRENGTH OF SCHEDULE		OPP. STRENGTH OF SCHEDULE	TEAM RPI	ADJ RPI	CONF. RPI	ADJ CONF. RPI
Average RPI Loss:		90											
DIV. I ONLY		12-25-0			.32432 259	6-8-0	37		114	186	.48246 185	13	13
DIV. I NON-CONF.		7-15-0			.31818 246	3-3-0	61		70	193	.4771 193	10	10
TOTALS		RPI 1-25	RPI 26-50		W-L RECORDS		RPI 51-100		RPI 101-150		RPI 150+		
12-25-0		0-3-0	1-4-0		OVERALL		4-7-0		5-8-0		2-3-0		
8-14-0		0-0-0	0-3-0		HOME		3-4-0		3-5-0		2-2-0		
4-10-0		0-3-0	1-1-0		AWAY		1-3-0		2-2-0		0-1-0		
0-1-0		0-0-0	0-0-0		NEUTRAL		0-0-0		0-1-0		0-0-0		
7-15-0		0-3-0	1-4-0		NON-CONFERENCE		1-1-0		3-5-0		2-2-0		
4-9-0		0-0-0	0-3-0		HOME		1-0-0		1-4-0		2-2-0		
3-5-0		0-3-0	1-0-0		AWAY		0-1-0		2-0-0		0-0-0		
0-1-0		0-0-0	0-0-0		NEUTRAL		0-0-0		0-1-0		0-0-0		
5-10-0		0-0-0	0-0-0		CONFERENCE		3-6-0		2-3-0		0-1-0		
4-5-0		0-0-0	0-0-0		HOME		2-4-0		2-1-0		0-0-0		
1-5-0		0-0-0	0-0-0		AWAY		1-2-0		0-2-0		0-1-0		
0-0-0		0-0-0	0-0-0		NEUTRAL		0-0-0		0-0-0		0-0-0		
RPI S	Opponent	Score	RPI S	Opponent	Score	RPI S	Opponent	Score	RPI S	Opponent	Score		
15 A	Texas Tech	1 3	30 H	Arizona	3 7	58 A	Cal St. Fullerton	1 8	101 H	Oregon	2 8		
15 A	Texas Tech	2 7	35 H	Bryant	2 10	60 A	New Mexico	7 13	101 H	Oregon	5 10		
15 A	Texas Tech	0 10	36 H	Kentucky	0 6	60 A	New Mexico	5 10	101 H	Oregon	3 4		
			47 A	Oregon St.	6 9	60 A	New Mexico	10 9	118 A	UC Irvine	4 2		
			47 A	Oregon St.	6 5	60 H	New Mexico	3 5	118 H	UC Irvine	5 1		
						60 H	New Mexico	2 4	123 A	San Diego	7 3		
						60 H	New Mexico	11 6	123 H	San Diego	2 4		
						70 H	Long Beach St.	6 5	123 N	San Diego	6 9		
						80 H	Fresno St.	5 10	140 A	Nevada	5 6		
						80 H	Fresno St.	2 3	140 A	Nevada	2 3		
						80 H	Fresno St.	5 4	146 H	UNLV	6 7		
									146 H	UNLV	9 7		
									146 H	UNLV	4 2		
									170 A	Air Force	13 17		
									197 H	UC Riverside	2 3		
									252 H	Northwestern	7 13		
									252 H	Northwestern	11 6		
									252 H	Northwestern	15 10		
LAST 15 GAMES						123 A	San Diego	7 3					
			60 A	New Mexico	10 9	146 H	UNLV	4 2					
			60 A	New Mexico	7 13	146 H	UNLV	9 7					
			60 A	New Mexico	5 10								
			118 H	UC Irvine	5 1								
			15 A	Texas Tech	2 7								

Non-Div. I Games:

San Diego St.

15	A	Texas Tech	0	10
15	A	Texas Tech	1	3

S
a
n
D
i
e
g
o
S
t
.

S
a
n
D
i
e
g
o
S
t
.

Average RPI Win:	172	WON-LOST RECORD	WINNING PCT. RANK	LAST 15 GAMES	STRENGTH OF SCHEDULE	OPP. STRENGTH OF SCHEDULE	TEAM RPI	ADJ RPI	CONF. RPI	ADJ CONF. RPI									
DIV. I ONLY		18-20-0	.47368 170	8-7-0	203	107	187	.48232 186	12	12									
DIV. I NON-CONF.		9-9-0	.5 145	1-1-0	200	123	173	.48698 173	9	9									
<hr/>																			
TOTALS	RPI 1-25	RPI 26-50		W-L RECORDS	RPI 51-100		RPI 101-150		RPI 150+										
18-20-0	0-1-0	0-3-0		OVERALL	2-1-0		8-9-0		8-6-0										
11-7-0	0-0-0	0-3-0		HOME	0-0-0		8-3-0		3-1-0										
6-12-0	0-1-0	0-0-0		AWAY	2-1-0		0-6-0		4-4-0										
1-1-0	0-0-0	0-0-0		NEUTRAL	0-0-0		0-0-0		1-1-0										
<hr/>																			
9-9-0	0-1-0	0-0-0		NON-CONFERENCE	0-0-0		6-7-0		3-1-0										
7-2-0	0-0-0	0-0-0		HOME	0-0-0		6-2-0		1-0-0										
1-6-0	0-1-0	0-0-		AWAY	0-0-0		0-5-0		1-0-0										
1-1-0	0-0-0	0-0-0		NEUTRAL	0-0-0		0-0-0		1-1-0										
<hr/>																			
9-11-0	0-0-0	0-3-0		CONFERENCE	2-1-0		2-2-0		5-5-0										
4-5-0	0-0-0	0-3-0		HOME	0-0-0		2-1-0		2-1-0										
5-6-0	0-0-0	0-0-0		AWAY	2-1-0		0-1-0		3-4-0										
0-0-0	0-0-0	0-0-0		NEUTRAL	0-0-0		0-0-0		0-0-0										
<hr/>																			
RPI S	Opponent	Score	RPI S	Opponent	Score	RPI S	Opponent	Score	RPI S	Opponent	Score								
4	A	Texas A&M	2	3	47	H	Lamar	1	3	75	A	McNeese St.	3	2	109	A	CSUN	2	7
					47	H	Lamar	0	8	75	A	McNeese St.	7	5	109	A	CSUN	0	2
					47	H	Lamar	6	8	75	A	McNeese St.	6	12	109	A	CSUN	3	6
															109	A	CSUN	1	7
															114	A	UT Arlington	0	10
															132	H	Utah	2	1
															132	H	Utah	7	3
															132	H	Utah	0	2
															132	H	Utah	4	1
															139	H	Binghamton	4	3
															139	H	Binghamton	9	11
															139	H	Binghamton	11	4
															139	H	Binghamton	8	5
															143	A	SFA	7	8
															143	H	SFA	3	15
															143	H	SFA	12	1
															143	H	SFA	6	2
															167	A	Central Ark.	0	11
															167	A	Central Ark.	7	8
															167	A	Central Ark.	3	2
															184	N	Washington St.	9	5
															184	N	Washington St.	2	3
					LAST 15 GAMES										203	A	Abilene Christian	4	1
					47	H	Lamar	6	8						203	A	Abilene Christian	0	9
					47	H	Lamar	0	8						203	A	Abilene Christian	0	9
					47	H	Lamar	1	3						203	A	Abilene Christian	3	2
					143	H	SFA	3	15						231	A	A&M-Corpus Christi	4	5
					143	H	SFA	12	1						264	H	Incarnate Word	3	1

Non-Div. I Games:

Houston Baptist

143	H	SFA	6	2
114	A	UT Arlington	0	10

RPI	S	Opponent	Score	
264	H	Incarnate Word	2	0
264	H	Incarnate Word	2	3
274	A	UTRGV	6	2
296	H	Prairie View	5	3

Houston Baptist

H
o
u
s
t
o
n
B
a
p
t
i
s
t

H
o
u
s
t
o
n
B
a
p
t
i
s
t

Average RPI Win: 202		WON-LOST RECORD		WINNING PCT. RANK		LAST 15 GAMES		STRENGTH OF SCHEDULE		OPP. STRENGTH OF SCHEDULE		TEAM RPI		ADJ RPI		CONF. RPI		ADJ CONF. RPI	
DIV. I ONLY		21-19-0		.525 132		7-8-0		190		178		188		.48223 187		23		23	
DIV. I NON-CONF.		13-11-0		.54167 127		1-2-0		217		95		187		.48046 187		27		27	
TOTALS		RPI 1-25		RPI 26-50		W-L RECORDS		RPI 51-100		RPI 101-150		RPI 150+							
21-19-0		0-2-0		0-2-0		OVERALL		0-3-0		2-2-0		19-10-0							
16-10-0		0-0-0		0-1-0		HOME		0-1-0		0-0-0		16-8-0							
5-7-0		0-2-0		0-1-0		AWAY		0-1-0		2-1-0		3-2-0							
0-2-0		0-0-0		0-0-0		NEUTRAL		0-1-0		0-1-0		0-0-0							
13-11-0		0-2-0		0-2-0		NON-CONFERENCE		0-3-0		0-0-0		13-4-0							
11-6-0		0-0-0		0-1-0		HOME		0-1-0		0-0-0		11-4-0							
2-4-0		0-2-0		0-0-		AWAY		0-1-0		0-0-0		2-0-0							
0-1-0		0-0-0		0-0-0		NEUTRAL		0-1-0		0-0-0		0-0-0							
8-8-0		0-0-0		0-0-0		CONFERENCE		0-0-0		2-2-0		6-6-0							
5-4-0		0-0-0		0-0-0		HOME		0-0-0		0-0-0		5-4-0							
3-3-0		0-0-0		0-0-0		AWAY		0-0-0		2-1-0		1-2-0							
0-1-0		0-0-0		0-0-0		NEUTRAL		0-0-0		0-1-0		0-0-0							
RPI	S	Opponent		Score		RPI	S	Opponent		Score		RPI	S	Opponent		Score			
3	A	South Carolina		2	15	31	A	Wake Forest		4	7	63	A	Duke		2	9		
16	A	North Carolina		2	10	31	H	Wake Forest		6	7	63	H	Duke		3	13		
												98	N	Indiana St.		1	7		

Non-Div. I Games:

Davidson

158	A	Richmond	14	2
158	A	Richmond	3	4

RPI	S	Opponent	Score	
261	H	Lafayette	2	1
275	H	Iona	9	1
275	H	Iona	16	1
279	H	Massachusetts	1	7
279	H	Massachusetts	10	2
279	H	Massachusetts	5	4

Davidson

D
a
v
i
d
s
o
n

D
a
v
i
d
s
o
n

Average RPI Win: 196		WON-LOST	WINNING	LAST 15	STRENGTH OF		OPP. STRENGTH	TEAM	ADJ		CONF.	ADJ CONF.			
Average RPI Loss: 152		RECORD	PCT. RANK	GAMES	SCHEDULE		OF SCHEDULE	RPI	RPI		RPI	RPI			
DIV. I ONLY		17-19-0	.47222	174	8-7-0		191	236	189		.48213	188			
DIV. I NON-CONF.		12-9-0	.57143	107	3-1-0		219	240	134		.5084	134			
TOTALS		RPI 1-25	RPI 26-50		W-L RECORDS		RPI 51-100		RPI 101-150		RPI 150+				
17-19-0		0-2-0	0-0-0		OVERALL		1-3-0		4-3-0		12-11-0				
6-8-0		0-0-0	0-0-0		HOME		1-3-0		2-1-0		3-4-0				
8-10-0		0-2-0	0-0-0		AWAY		0-0-0		2-1-0		6-7-0				
3-1-0		0-0-0	0-0-0		NEUTRAL		0-0-0		0-1-0		3-0-0				
12-9-0		0-2-0	0-0-0		NON-CONFERENCE		0-1-0		2-2-0		10-4-0				
2-3-0		0-0-0	0-0-0		HOME		0-1-0		0-0-0		2-2-0				
7-5-0		0-2-0	0-0-		AWAY		0-0-0		2-1-0		5-2-0				
3-1-0		0-0-0	0-0-0		NEUTRAL		0-0-0		0-1-0		3-0-0				
5-10-0		0-0-0	0-0-0		CONFERENCE		1-2-0		2-1-0		2-7-0				
4-5-0		0-0-0	0-0-0		HOME		1-2-0		2-1-0		1-2-0				
1-5-0		0-0-0	0-0-0		AWAY		0-0-0		0-0-0		1-5-0				
0-0-0		0-0-0	0-0-0		NEUTRAL		0-0-0		0-0-0		0-0-0				
RPI S	Opponent	Score		RPI S	Opponent	Score		RPI S	Opponent	Score		RPI S	Opponent	Score	
13 A	Mississippi St.	2	4					66 H	UConn	2	4	137 N	San Francisco	1	8
13 A	Mississippi St.	2	4					76 H	Hartford	0	6	139 H	Binghamton	2	1
								76 H	Hartford	3	4	139 H	Binghamton	8	7
								76 H	Hartford	6	5	139 H	Binghamton	0	5
												149 A	Santa Clara	4	3
												149 A	Santa Clara	1	7
												149 A	Santa Clara	3	0
												168 A	Stony Brook	2	1
												168 A	Stony Brook	3	5
												168 A	Stony Brook	0	5
												173 A	Holy Cross	5	2
												178 A	Delaware	2	4
												178 A	Delaware	5	3
												182 H	Albany (NY)	2	5
												182 H	Albany (NY)	2	4
												182 H	Albany (NY)	6	1
												202 A	Marist	3	6
												204 A	UMBC	3	4
												204 A	UMBC	5	10
												204 A	UMBC	0	1
												212 N	Nicholls St.	9	6
												212 N	Nicholls St.	11	2
												229 A	Dartmouth	11	6
												240 A	Army West Point	7	5
												260 A	Brown	9	8
												266 H	NYIT	1	7
												266 H	NYIT	8	0
LAST 15 GAMES															
				182 H	Albany (NY)	2	4	168 A	Stony Brook	2	1				
				182 H	Albany (NY)	6	1	229 A	Dartmouth	11	6				
				182 H	Albany (NY)	2	5	139 H	Binghamton	8	7				
				66 H	UConn	2	4								
				260 A	Brown	9	8								

Non-Div. I Games:

UMass Lowell

168 A Stony Brook	3	5
168 A Stony Brook	0	5

RPI	S	Opponent	Score	
266	H	NYIT	2	8
266	H	NYIT	6	4
290	N	Delaware St.	3	0

UMass Lowell

U
M
a
s
s
L
o
w
e
l
l

U
M
a
s
s
L
o
w
e
l
l

Average RPI Win: 173		WON-LOST	WINNING	LAST 15	STRENGTH OF		OPP. STRENGTH	TEAM	ADJ	CONF.	ADJ CONF.
Average RPI Loss: 95		RECORD	PCT. RANK	GAMES	SCHEDULE		OF SCHEDULE	RPI	RPI	RPI	RPI
DIV. I ONLY		17-19-0	.47222	174	8-7-0		108	180	184	.48206	189
DIV. I NON-CONF.		10-14-0	.41667	195	1-2-0		157	170	236	.45089	238
TOTALS		RPI 1-25	RPI 26-50		W-L RECORDS		RPI 51-100		RPI 101-150		RPI 150+
17-19-0		0-4-0	0-0-0		OVERALL		2-6-0		9-8-0		6-1-0
11-15-0		0-4-0	0-0-0		HOME		2-5-0		6-5-0		3-1-0
4-3-0		0-0-0	0-0-0		AWAY		0-1-0		1-2-0		3-0-0
2-1-0		0-0-0	0-0-0		NEUTRAL		0-0-0		2-1-0		0-0-0
10-14-0		0-4-0	0-0-0		NON-CONFERENCE		1-4-0		6-5-0		3-1-0
8-12-0		0-4-0	0-0-0		HOME		1-3-0		4-4-0		3-1-0
0-1-0		0-0-0	0-0-		AWAY		0-1-0		0-0-0		0-0-0
2-1-0		0-0-0	0-0-0		NEUTRAL		0-0-0		2-1-0		0-0-0
7-5-0		0-0-0	0-0-0		CONFERENCE		1-2-0		3-3-0		3-0-0
3-3-0		0-0-0	0-0-0		HOME		1-2-0		2-1-0		0-0-0
4-2-0		0-0-0	0-0-0		AWAY		0-0-0		1-2-0		3-0-0
0-0-0		0-0-0	0-0-0		NEUTRAL		0-0-0		0-0-0		0-0-0
RPI S	Opponent	Score	RPI S	Opponent	Score	RPI S	Opponent	Score	RPI S	Opponent	Score
25 H	Michigan	0 6				60 H	New Mexico	4 6	109 A	CSUN	1 2
25 H	Michigan	4 9				60 H	New Mexico	4 3	109 A	CSUN	6 5
25 H	Michigan	3 5				60 H	New Mexico	0 18	109 A	CSUN	3 9
25 H	Michigan	4 5				60 H	New Mexico	1 7	118 H	UC Irvine	8 4
						64 H	Cal Poly	6 3	118 H	UC Irvine	4 14
						64 H	Cal Poly	4 5	118 H	UC Irvine	8 5
						64 H	Cal Poly	2 5	122 H	West Virginia	2 9
						95 A	Loyola Marymount	2 13	122 H	West Virginia	6 2
									122 H	West Virginia	4 1
									122 H	West Virginia	1 4
									137 N	San Francisco	9 7
									137 N	San Francisco	11 3
									137 N	San Francisco	4 5
									149 H	Santa Clara	3 2
									149 H	Santa Clara	4 5
									149 H	Santa Clara	1 3
									149 H	Santa Clara	8 1
									262 A	UC Davis	6 5
									262 A	UC Davis	5 0
									262 A	UC Davis	7 2
									291 H	Chicago St.	0 1
									291 H	Chicago St.	4 0
									291 H	Chicago St.	14 0
									291 H	Chicago St.	4 1
			LAST 15 GAMES								
			95 A	Loyola Marymount	2 13	262 A	UC Davis	7 2			
			109 A	CSUN	3 9	262 A	UC Davis	5 0			
			109 A	CSUN	6 5	262 A	UC Davis	6 5			
			109 A	CSUN	1 2						
			64 H	Cal Poly	2 5						

Non-Div. I Games: Hawaii Hilo 11 9 Hawaii Hilo 0 1

Hawaii

64 H Cal Poly	4	5
64 H Cal Poly	6	3

H
a
w
a
i
i

H
a
w
a
i
i

Average RPI Win: 176		WON-LOST RECORD		WINNING PCT. RANK		LAST 15 GAMES		STRENGTH OF SCHEDULE		OPP. STRENGTH OF SCHEDULE		TEAM RPI		ADJ RPI		CONF. RPI		ADJ CONF. RPI				
DIV. I ONLY		19-19-0		.5 143		0-1-0		228		162		190		.48158 190		15		15				
DIV. I NON-CONF.		12-12-0		.5 145		0-1-0		281		174		215		.46525 215		15		15				
TOTALS		RPI 1-25		RPI 26-50		W-L RECORDS		RPI 51-100		RPI 101-150		RPI 150+										
19-19-0		0-0-0		2-1-0		OVERALL		0-1-0		3-5-0		14-12-0										
7-8-0		0-0-0		2-1-0		HOME		0-0-0		0-3-0		5-4-0										
10-9-0		0-0-0		0-0-0		AWAY		0-0-0		3-2-0		7-7-0										
2-2-0		0-0-0		0-0-0		NEUTRAL		0-1-0		0-0-0		2-1-0										
12-12-0		0-0-0		0-1-0		NON-CONFERENCE		0-1-0		3-2-0		9-8-0										
4-3-0		0-0-0		0-1-0		HOME		0-0-0		0-0-0		4-2-0										
6-7-0		0-0-0		0-0-		AWAY		0-0-0		3-2-0		3-5-0										
2-2-0		0-0-0		0-0-0		NEUTRAL		0-1-0		0-0-0		2-1-0										
7-7-0		0-0-0		2-0-0		CONFERENCE		0-0-0		0-3-0		5-4-0										
3-5-0		0-0-0		2-0-0		HOME		0-0-0		0-3-0		1-2-0										
4-2-0		0-0-0		0-0-0		AWAY		0-0-0		0-0-0		4-2-0										
0-0-0		0-0-0		0-0-0		NEUTRAL		0-0-0		0-0-0		0-0-0										
RPI	S	Opponent		Score		RPI	S	Opponent		Score		RPI	S	Opponent		Score						
						26	H	UNCW		9	4	52	N	Boston College		2	8	107	A	Oklahoma	3	2
						26	H	UNCW		3	0							107	A	Oklahoma	4	10
						35	H	Bryant		2	19							107	A	Oklahoma	5	3
																		107	A	Oklahoma	4	13
																		115	H	William & Mary	5	8
																		115	H	William & Mary	0	3
																		115	H	William & Mary	0	2
																		125	A	Rhode Island	6	2
																		178	A	Delaware	14	0
																		178	A	Delaware	6	3
																		178	A	Delaware	6	1
																		184	A	Washington St.	1	4
																		184	A	Washington St.	5	3
																		184	A	Washington St.	2	7
																		184	A	Washington St.	1	8
																		193	A	James Madison	6	7
																		193	A	James Madison	4	6
																		193	A	James Madison	20	5
																		198	H	Elon	2	3
																		198	H	Elon	0	2
																		198	H	Elon	6	3
						LAST 15 GAMES												203	A	Abilene Christian	4	3
						52	N	Boston College		2	8	178	A	Delaware		6	1	203	A	Abilene Christian	0	1
						115	H	William & Mary		0	3	219	H	Quinnipiac		12	9	203	A	Abilene Christian	3	2
						115	H	William & Mary		5	8	198	H	Elon		2	3	203	A	Abilene Christian	3	4
						115	H	William & Mary		0	2							219	H	Quinnipiac	12	9
						35	H	Bryant		2	19							227	H	Harvard	3	2

Non-Div. I Games:

Northeastern

178	A	Delaware	14	0
178	A	Delaware	6	3

RPI	S	Opponent	Score	
241	N	Cornell	6	0
241	N	Cornell	5	7
241	N	Cornell	11	0
257	H	Buffalo	3	6
257	H	Buffalo	8	4
257	H	Buffalo	1	0
279	H	Massachusetts	2	3

Northeastern

N
o
r
t
h
e
a
s
t
e
r
n

N
o
r
t
h
e
a
s
t
e
r
n

Average RPI Win: 212		WON-LOST	WINNING	LAST 15	STRENGTH OF		OPP. STRENGTH	TEAM	ADJ	CONF.	ADJ CONF.
Average RPI Loss: 154		RECORD	PCT. RANK	GAMES	SCHEDULE		OF SCHEDULE	RPI	RPI	RPI	RPI
DIV. I ONLY		21-18-0	.53846	118	10-5-0		266	228	191	.48003	191
DIV. I NON-CONF.		10-14-0	.41667	195	2-1-0		104	219	138	.50678	138
TOTALS		RPI 1-25	RPI 26-50		W-L RECORDS		RPI 51-100		RPI 101-150		RPI 150+
21-18-0		0-4-0	0-0-0		OVERALL		1-0-0		4-4-0		16-10-0
8-3-0		0-0-0	0-0-0		HOME		0-0-0		0-0-0		8-3-0
11-9-0		0-0-0	0-0-0		AWAY		1-0-0		4-4-0		6-5-0
2-6-0		0-4-0	0-0-0		NEUTRAL		0-0-0		0-0-0		2-2-0
10-14-0		0-4-0	0-0-0		NON-CONFERENCE		1-0-0		4-4-0		5-6-0
1-1-0		0-0-0	0-0-0		HOME		0-0-0		0-0-0		1-1-0
7-7-0		0-0-0	0-0-		AWAY		1-0-0		4-4-0		2-3-0
2-6-0		0-4-0	0-0-0		NEUTRAL		0-0-0		0-0-0		2-2-0
11-4-0		0-0-0	0-0-0		CONFERENCE		0-0-0		0-0-0		11-4-0
7-2-0		0-0-0	0-0-0		HOME		0-0-0		0-0-0		7-2-0
4-2-0		0-0-0	0-0-0		AWAY		0-0-0		0-0-0		4-2-0
0-0-0		0-0-0	0-0-0		NEUTRAL		0-0-0		0-0-0		0-0-0
RPI S	Opponent	Score		RPI S	Opponent	Score		RPI S	Opponent	Score	
25 N	Michigan	0	9					84 A	Kent St.	5	4
25 N	Michigan	3	9					119 A	Saint Joseph's	4	3
25 N	Michigan	2	6					119 A	Saint Joseph's	2	1
25 N	Michigan	0	3					122 A	West Virginia	7	5
								122 A	West Virginia	9	0
								124 A	Cincinnati	1	4
								124 A	Cincinnati	1	6
								124 A	Cincinnati	6	7
								124 A	Cincinnati	7	8
								163 A	Campbell	4	12
								163 A	Campbell	2	7
								163 A	Campbell	7	4
								192 N	Fordham	5	8
								192 N	Fordham	5	4
								192 N	Fordham	5	4
								192 N	Fordham	2	5
								213 A	Manhattan	3	4
								213 A	Manhattan	4	2
								213 A	Manhattan	3	0
								220 A	Rider	3	5
								220 A	Rider	15	5
								220 A	Rider	1	0
								243 H	Siena	16	4
								243 H	Siena	4	6
								243 H	Siena	1	3
								257 A	Buffalo	3	1
								257 H	Buffalo	4	5
								257 H	Buffalo	9	5
LAST 15 GAMES				275 H	Iona	10	0	257 H	Buffalo	4	5
				275 H	Iona	7	6	213 A	Manhattan	3	4
				275 H	Iona	10	0	213 A	Manhattan	3	0
				257 A	Buffalo	3	1				
				220 A	Rider	15	5				

Non-Div. I Games:

Canisius

220 A Rider	1	0
220 A Rider	3	5

RPI	S	Opponent	Score	
275	H	Iona	10	0
275	H	Iona	10	0
275	H	Iona	7	6
281	A	La Salle	3	4
295	H	Saint Peter's	9	0
295	H	Saint Peter's	8	7
295	H	Saint Peter's	11	7

Canisius

C
a
n
i
s
i
u
s

C
a
n
i
s
i
u
s

Average RPI Win: 209		WON-LOST	WINNING	LAST 15	STRENGTH OF		OPP. STRENGTH	TEAM	ADJ		CONF.	ADJ CONF.			
Average RPI Loss: 169		RECORD	PCT. RANK	GAMES	SCHEDULE		OF SCHEDULE	RPI	RPI		RPI	RPI			
DIV. I ONLY		22-20-0	.52381	133	8-7-0		241	227	192		.47986	192			
DIV. I NON-CONF.		14-16-0	.46667	170	2-3-0		261	244	221		.46286	221			
TOTALS		RPI 1-25	RPI 26-50		W-L RECORDS		RPI 51-100		RPI 101-150		RPI 150+				
22-20-0		0-3-0	0-0-0		OVERALL		0-2-0		2-2-0		20-13-0				
9-7-0		0-0-0	0-0-0		HOME		0-0-0		2-1-0		7-6-0				
11-9-0		0-3-0	0-0-0		AWAY		0-1-0		0-1-0		11-4-0				
2-4-0		0-0-0	0-0-0		NEUTRAL		0-1-0		0-0-0		2-3-0				
14-16-0		0-3-0	0-0-0		NON-CONFERENCE		0-2-0		0-1-0		14-10-0				
5-5-0		0-0-0	0-0-0		HOME		0-0-0		0-0-0		5-5-0				
7-7-0		0-3-0	0-0-		AWAY		0-1-0		0-1-0		7-2-0				
2-4-0		0-0-0	0-0-0		NEUTRAL		0-1-0		0-0-0		2-3-0				
8-4-0		0-0-0	0-0-0		CONFERENCE		0-0-0		2-1-0		6-3-0				
4-2-0		0-0-0	0-0-0		HOME		0-0-0		2-1-0		2-1-0				
4-2-0		0-0-0	0-0-0		AWAY		0-0-0		0-0-0		4-2-0				
0-0-0		0-0-0	0-0-0		NEUTRAL		0-0-0		0-0-0		0-0-0				
RPI S	Opponent	Score		RPI S	Opponent	Score		RPI S	Opponent	Score		RPI S	Opponent	Score	
14 A	LSU	1	12					68 A	Rutgers	0	5	125 H	Rhode Island	4	2
14 A	LSU	1	15					72 N	Michigan St.	2	7	125 H	Rhode Island	8	0
14 A	LSU	7	10									125 H	Rhode Island	1	3
												129 A	Sacred Heart	1	2
												155 A	Furman	5	2
												158 H	Richmond	6	7
												158 H	Richmond	1	0
												158 H	Richmond	7	3
												162 N	Presbyterian	1	7
												168 H	Stony Brook	6	1
												182 A	Albany (NY)	9	3
												187 A	Davidson	9	3
												187 A	Davidson	7	4
												187 A	Davidson	0	5
												191 N	Canisius	5	2
												191 N	Canisius	4	5
												191 N	Canisius	8	5
												191 N	Canisius	4	5
												201 H	Fairfield	5	8
												208 A	Columbia	4	1
												213 H	Manhattan	12	3
												230 A	Hofstra	7	6
												242 A	NJIT	2	3
												242 A	NJIT	10	4
												242 H	NJIT	3	1
												242 H	NJIT	2	0
												243 H	Siena	2	4
LAST 15 GAMES															
				187 A	Davidson	7	4					125 H	Rhode Island	1	3
				187 A	Davidson	9	3					243 H	Siena	2	4
				187 A	Davidson	0	5					275 H	Iona	19	2
				208 A	Columbia	4	1								
				201 H	Fairfield	5	8								

Non-Div. I Games:

Fordham

125	H	Rhode Island	4	2
125	H	Rhode Island	8	0

RPI	S	Opponent	Score	
247	H	Villanova	3	11
266	A	NYIT	4	5
275	H	Iona	19	2
278	A	Wagner	4	3
278	A	Wagner	6	5
278	H	Wagner	0	2
281	A	La Salle	9	0
281	A	La Salle	4	16
281	A	La Salle	6	2
295	H	Saint Peter's	0	2

Fordham

F
o
r
d
h
a
m

F
o
r
d
h
a
m

Average RPI Win:	191	WON-LOST RECORD	WINNING PCT. RANK	LAST 15 GAMES	STRENGTH OF SCHEDULE	OPP. STRENGTH OF SCHEDULE	TEAM RPI	ADJ RPI	CONF. RPI	ADJ CONF. RPI				
DIV. I ONLY		17-23-0	.425	205	6-9-0	156	218	193	.47836	193	15	15		
DIV. I NON-CONF.		10-15-0	.4	206	1-2-0	163	260	211	.46629	211	15	15		
<hr/>														
TOTALS	RPI 1-25	RPI 26-50		W-L RECORDS		RPI 51-100		RPI 101-150		RPI 150+				
17-23-0	0-3-0	0-1-0		OVERALL		2-2-0		1-5-0		14-12-0				
10-8-0	0-0-0	0-0-0		HOME		0-0-0		1-2-0		9-6-0				
7-15-0	0-3-0	0-1-0		AWAY		2-2-0		0-3-0		5-6-0				
0-0-0	0-0-0	0-0-0		NEUTRAL		0-0-0		0-0-0		0-0-0				
10-15-0	0-3-0	0-1-0		NON-CONFERENCE		0-1-0		0-3-0		10-7-0				
7-5-0	0-0-0	0-0-0		HOME		0-0-0		0-0-0		7-5-0				
3-10-0	0-3-0	0-0-		AWAY		0-1-0		0-3-0		3-2-0				
0-0-0	0-0-0	0-0-0		NEUTRAL		0-0-0		0-0-0		0-0-0				
7-8-0	0-0-0	0-0-0		CONFERENCE		2-1-0		1-2-0		4-5-0				
3-3-0	0-0-0	0-0-0		HOME		0-0-0		1-2-0		2-1-0				
4-5-0	0-0-0	0-0-0		AWAY		2-1-0		0-0-0		2-4-0				
0-0-0	0-0-0	0-0-0		NEUTRAL		0-0-0		0-0-0		0-0-0				
RPI	S	Opponent	Score		RPI	S	Opponent	Score		RPI	S	Opponent	Score	
11	A	Clemson	1	6	29	A	Virginia	6	15	53	A	Col. of Charleston	9	3
11	A	Clemson	2	11						53	A	Col. of Charleston	3	1
11	A	Clemson	1	10						53	A	Col. of Charleston	5	7
										59	A	Maryland	2	5
										115	H	William & Mary	0	2
										115	H	William & Mary	8	5
										115	H	William & Mary	4	11
										134	A	Gardner-Webb	2	8
										134	A	Gardner-Webb	4	5
										134	A	Gardner-Webb	6	7
										158	A	Richmond	1	8
										159	H	Monmouth	10	11
										178	A	Delaware	14	12
										178	A	Delaware	7	3
										178	A	Delaware	6	16
										187	A	Davidson	7	6
										190	H	Northeastern	5	20
										190	H	Northeastern	7	6
										190	H	Northeastern	6	4
										204	H	UMBC	13	5
										204	H	UMBC	11	13
										204	H	UMBC	12	7
										210	A	George Washington	2	1
										232	H	St. Bonaventure	7	5
										232	H	St. Bonaventure	4	1
										233	A	VMI	12	8
										233	H	VMI	11	10
										237	A	Towson	4	8
										237	A	Towson	2	3
										237	A	Towson	4	6
										277	H	Bucknell	2	4
<hr/>														
LAST 15 GAMES														
					53	A	Col. of Charleston	3	1	233	H	VMI	11	10
					53	A	Col. of Charleston	5	7	237	A	Towson	4	8
					53	A	Col. of Charleston	9	3	237	A	Towson	2	3
					283	A	George Mason	5	6	237	A	Towson	4	6
					115	H	William & Mary	0	2	277	H	Bucknell	2	4

Non-Div. I Games:

James Madison

115 H William & Mary	4	11
115 H William & Mary	8	5

RPI	S	Opponent	Score	
277	H	Bucknell	9	3
277	H	Bucknell	7	6
277	H	Bucknell	1	9
283	A	George Mason	5	6
283	H	George Mason	5	16

James Madison

J
a
m
e
s
M
a
d
i
s
o
n

J
a
m
e
s
M
a
d
i
s
o
n

Average RPI Win: 178		WON-LOST	WINNING	LAST 15	STRENGTH OF		OPP. STRENGTH	TEAM	ADJ	CONF.	ADJ CONF.						
Average RPI Loss: 90		RECORD	PCT. RANK	GAMES	SCHEDULE		OF SCHEDULE	RPI	RPI	RPI	RPI						
DIV. I ONLY		14-22-0	.38889	223	5-9-0		112	103	194	.47803	194	5	5				
DIV. I NON-CONF.		11-14-0	.44	183	3-3-0		138	152	189	.47991	189	5	5				
TOTALS		RPI 1-25	RPI 26-50		W-L RECORDS		RPI 51-100		RPI 101-150		RPI 150+						
14-22-0		1-2-0	0-5-0		OVERALL		1-4-0		4-10-0		8-1-0						
10-8-0		1-2-0	0-3-0		HOME		1-0-0		0-2-0		8-1-0						
3-11-0		0-0-0	0-0-0		AWAY		0-4-0		3-7-0		0-0-0						
1-3-0		0-0-0	0-2-0		NEUTRAL		0-0-0		1-1-0		0-0-0						
11-14-0		0-0-0	0-5-0		NON-CONFERENCE		1-4-0		2-4-0		8-1-0						
9-4-0		0-0-0	0-3-0		HOME		1-0-0		0-0-0		8-1-0						
1-7-0		0-0-0	0-0-		AWAY		0-4-0		1-3-0		0-0-0						
1-3-0		0-0-0	0-2-0		NEUTRAL		0-0-0		1-1-0		0-0-0						
3-8-0		1-2-0	0-0-0		CONFERENCE		0-0-0		2-6-0		0-0-0						
1-4-0		1-2-0	0-0-0		HOME		0-0-0		0-2-0		0-0-0						
2-4-0		0-0-0	0-0-0		AWAY		0-0-0		2-4-0		0-0-0						
0-0-0		0-0-0	0-0-0		NEUTRAL		0-0-0		0-0-0		0-0-0						
RPI	S	Opponent		Score		RPI	S	Opponent		Score		RPI	S	Opponent		Score	
21	H	TCU		4 3		43	H	BYU		10 11		86	A	Stanford		0 2	
21	H	TCU		6 14		43	H	BYU		2 8		86	A	Stanford		4 10	
21	H	TCU		0 8		43	H	BYU		6 7		86	A	Stanford		2 6	
						47	N	Oregon St.		1 3		89	A	Missouri St.		11 18	
						47	N	Oregon St.		3 9		89	H	Missouri St.		2 1	

Non-Div. I Games:

Baker

6 1

Baker

19 2

Benedictine (KS)

19 7

Kansas

106 A Texas	6	8
106 A Texas	11	5

K
a
n
s
a
s

K
a
n
s
a
s

Average RPI Win:	105	WON-LOST RECORD	WINNING PCT. RANK	LAST 15 GAMES	STRENGTH OF SCHEDULE	OPP. STRENGTH OF SCHEDULE	TEAM RPI	ADJ RPI	CONF. RPI	ADJ CONF. RPI				
DIV. I ONLY		12-27-0	.30769	265	4-11-0	45	185	195	.47647	195	13	13		
DIV. I NON-CONF.		7-11-0	.38889	217	2-3-0	47	139	171	.48757	171	10	10		
<hr/>														
TOTALS	RPI 1-25	RPI 26-50		W-L RECORDS		RPI 51-100		RPI 101-150		RPI 150+				
12-27-0	0-1-0	0-0-0		OVERALL		7-13-0		3-8-0		2-5-0				
8-12-0	0-1-0	0-0-0		HOME		4-6-0		2-4-0		2-1-0				
4-15-0	0-0-0	0-0-0		AWAY		3-7-0		1-4-0		0-4-0				
0-0-0	0-0-0	0-0-0		NEUTRAL		0-0-0		0-0-0		0-0-0				
<hr/>														
7-11-0	0-1-0	0-0-0		NON-CONFERENCE		4-4-0		2-6-0		1-0-0				
5-7-0	0-1-0	0-0-0		HOME		2-2-0		2-4-0		1-0-0				
2-4-0	0-0-0	0-0-		AWAY		2-2-0		0-2-0		0-0-0				
0-0-0	0-0-0	0-0-0		NEUTRAL		0-0-0		0-0-0		0-0-0				
<hr/>														
5-16-0	0-0-0	0-0-0		CONFERENCE		3-9-0		1-2-0		1-5-0				
3-5-0	0-0-0	0-0-0		HOME		2-4-0		0-0-0		1-1-0				
2-11-0	0-0-0	0-0-0		AWAY		1-5-0		1-2-0		0-4-0				
0-0-0	0-0-0	0-0-0		NEUTRAL		0-0-0		0-0-0		0-0-0				
<hr/>														
RPI	S	Opponent	Score		RPI	S	Opponent	Score		RPI	S	Opponent	Score	
25	H	Michigan	5	6										
							60 A New Mexico	2	3			118 H UC Irvine	8	5
							60 A New Mexico	1	11			118 H UC Irvine	2	3
							60 A New Mexico	6	9			118 H UC Irvine	9	3
							60 H New Mexico	9	8			118 H UC Irvine	0	11
							60 H New Mexico	3	10			137 A San Francisco	3	4
							60 H New Mexico	2	6			137 H San Francisco	3	6
							64 A Cal Poly	8	5			146 A UNLV	11	6
							64 A Cal Poly	9	7			146 A UNLV	1	2
							64 A Cal Poly	4	7			146 A UNLV	2	4
							80 A Fresno St.	7	5			149 A Santa Clara	5	8
							80 A Fresno St.	6	8			149 H Santa Clara	4	7
							80 A Fresno St.	0	6			170 A Air Force	3	9
							80 H Fresno St.	4	9			170 A Air Force	7	8
							80 H Fresno St.	4	13			170 A Air Force	4	12
							80 H Fresno St.	3	2			170 A Air Force	7	13
							86 A Stanford	0	10			170 H Air Force	9	5
							86 H Stanford	10	9			170 H Air Force	2	7
							95 H Loyola Marymount	8	5			179 H Pacific	8	7
							95 H Loyola Marymount	4	13					
							95 H Loyola Marymount	3	4					
LAST 15 GAMES														
							86 A Stanford	0	10					
							170 A Air Force	7	8					
							170 A Air Force	4	12					
							80 A Fresno St.	7	5					
							80 A Fresno St.	6	8					
							80 A Fresno St.	0	6					
							137 A San Francisco	3	4					
							60 H New Mexico	3	10					

Non-Div. I Games:

San Jose St.

60 H New Mexico	2	6
60 H New Mexico	9	8

S
a
n
J
o
s
e
S
t
.

S
a
n
J
o
s
e
S
t
.

Average RPI Win: 208		WON-LOST	WINNING	LAST 15	STRENGTH OF		OPP. STRENGTH	TEAM	ADJ	CONF.	ADJ CONF.
Average RPI Loss: 125		RECORD	PCT. RANK	GAMES	SCHEDULE		OF SCHEDULE	RPI	RPI	RPI	RPI
DIV. I ONLY		16-21-0	.43243	203	8-7-0		217	215	196	.47646	196
DIV. I NON-CONF.		7-15-0	.31818	246	1-2-0		194	214	207	.46865	207
TOTALS		RPI 1-25	RPI 26-50		W-L RECORDS		RPI 51-100		RPI 101-150		RPI 150+
16-21-0		0-7-0	0-1-0		OVERALL		1-1-0		3-4-0		12-8-0
7-4-0		0-0-0	0-0-0		HOME		1-1-0		2-1-0		4-2-0
9-17-0		0-7-0	0-1-0		AWAY		0-0-0		1-3-0		8-6-0
0-0-0		0-0-0	0-0-0		NEUTRAL		0-0-0		0-0-0		0-0-0
7-15-0		0-7-0	0-1-0		NON-CONFERENCE		0-0-0		1-3-0		6-4-0
2-1-0		0-0-0	0-0-0		HOME		0-0-0		0-0-0		2-1-0
5-14-0		0-7-0	0-0-		AWAY		0-0-0		1-3-0		4-3-0
0-0-0		0-0-0	0-0-0		NEUTRAL		0-0-0		0-0-0		0-0-0
9-6-0		0-0-0	0-0-0		CONFERENCE		1-1-0		2-1-0		6-4-0
5-3-0		0-0-0	0-0-0		HOME		1-1-0		2-1-0		2-1-0
4-3-0		0-0-0	0-0-0		AWAY		0-0-0		0-0-0		4-3-0
0-0-0		0-0-0	0-0-0		NEUTRAL		0-0-0		0-0-0		0-0-0
RPI S	Opponent	Score	RPI S	Opponent	Score	RPI S	Opponent	Score	RPI S	Opponent	Score
17 A	Vanderbilt	8 20	44 A	Notre Dame	5 9	77 H	Valparaiso	5 3	102 A	Missouri	5 13
17 A	Vanderbilt	5 6				77 H	Valparaiso	2 5	102 A	Missouri	4 7
17 A	Vanderbilt	0 9							102 A	Missouri	5 10
25 A	Michigan	0 5							102 A	Missouri	4 2
25 A	Michigan	4 10							136 H	Oakland	3 0
25 A	Michigan	4 5							136 H	Oakland	6 0
25 A	Michigan	2 10							136 H	Oakland	4 5
									160 A	Milwaukee	1 5
									160 A	Milwaukee	3 2
									160 H	Milwaukee	2 7
									160 H	Milwaukee	6 5
									160 H	Milwaukee	10 3
									226 H	Northern Ill.	2 5
									244 A	Youngstown St.	15 1
									244 A	Youngstown St.	1 9
									248 A	Northern Ky.	6 12
									248 A	Northern Ky.	4 1
									248 A	Northern Ky.	6 3
									252 A	Northwestern	7 0
									252 H	Northwestern	11 2
									286 A	Texas Southern	22 8
									286 A	Texas Southern	22 5
									286 A	Texas Southern	17 3
									286 A	Texas Southern	5 8
									291 A	Chicago St.	3 6
									291 A	Chicago St.	1 3
									291 H	Chicago St.	5 0
			LAST 15 GAMES								
			160 A	Milwaukee	3 2	226 H	Northern Ill.	2 5			
			160 A	Milwaukee	1 5	248 A	Northern Ky.	6 3			
			77 H	Valparaiso	5 3	248 A	Northern Ky.	6 12			
			77 H	Valparaiso	2 5						
			160 H	Milwaukee	6 5						

Non-Div. I Games: Roosevelt 7 6

Ill.-Chicago

160 H Milwaukee	10	3
160 H Milwaukee	2	7

I
l
l
.
-
C
h
i
c
a
g
o

I
l
l
.
-
C
h
i
c
a
g
o

132	A	Utah	8	9
132	A	Utah	0	4

Average RPI Win: 194		WON-LOST RECORD	WINNING PCT. RANK	LAST 15 GAMES	STRENGTH OF SCHEDULE	OPP. STRENGTH OF SCHEDULE	TEAM RPI	ADJ RPI	CONF. RPI	ADJ CONF. RPI													
Average RPI Loss: 93																							
DIV. I ONLY		19-22-0	.46341	177	9-6-0	136	131	198	.47421	198	15	15											
DIV. I NON-CONF.		9-15-0	.375	222	1-4-0	124	130	230	.45662	230	15	15											
<hr/>																							
TOTALS		RPI 1-25		RPI 26-50		W-L RECORDS		RPI 51-100		RPI 101-150		RPI 150+											
19-22-0		0-2-0		2-5-0		OVERALL		1-8-0		2-2-0		14-5-0											
16-15-0		0-1-0		1-2-0		HOME		1-7-0		2-2-0		12-3-0											
3-7-0		0-1-0		1-3-0		AWAY		0-1-0		0-0-0		2-2-0											
0-0-0		0-0-0		0-0-0		NEUTRAL		0-0-0		0-0-0		0-0-0											
9-15-0		0-2-0		2-3-0		NON-CONFERENCE		0-6-0		1-0-0		6-4-0											
8-11-0		0-1-0		1-2-0		HOME		0-5-0		1-0-0		6-3-0											
1-4-0		0-1-0		1-0-		AWAY		0-1-0		0-0-0		0-1-0											
0-0-0		0-0-0		0-0-0		NEUTRAL		0-0-0		0-0-0		0-0-0											
10-7-0		0-0-0		0-2-0		CONFERENCE		1-2-0		1-2-0		8-1-0											
8-4-0		0-0-0		0-0-0		HOME		1-2-0		1-2-0		6-0-0											
2-3-0		0-0-0		0-2-0		AWAY		0-0-0		0-0-0		2-1-0											
0-0-0		0-0-0		0-0-0		NEUTRAL		0-0-0		0-0-0		0-0-0											
RPI	S	Opponent		Score		RPI	S	Opponent		Score		RPI	S	Opponent		Score							
8	H	North Carolina St.		3	23	26	A	UNCW		3	12	53	H	Col. of Charleston		6	11	115	H	William & Mary		13	7
16	A	North Carolina		6	11	26	A	UNCW		4	10	53	H	Col. of Charleston		2	6	115	H	William & Mary		5	10
						31	H	Wake Forest		3	4	53	H	Col. of Charleston		9	6	115	H	William & Mary		7	14
						32	A	East Carolina		8	7	57	A	High Point		16	17	130	H	Liberty		10	5
						32	H	East Carolina		5	7	57	H	High Point		2	8	168	H	Stony Brook		1	4
						46	A	UNCG		3	7	73	H	Wright St.		11	13	190	A	Northeastern		3	6
						46	H	UNCG		14	8	73	H	Wright St.		2	10	190	A	Northeastern		2	0
												73	H	Wright St.		7	9	190	A	Northeastern		3	2
												73	H	Wright St.		2	11	218	H	The Citadel		5	3
																		218	H	The Citadel		8	3
																		218	H	The Citadel		8	13
																		230	H	Hofstra		7	2
																		230	H	Hofstra		10	5
																		230	H	Hofstra		14	8
																		237	H	Towson		7	6
																		237	H	Towson		5	2
																		237	H	Towson		9	8
																		250	H	Appalachian St.		4	3
																		255	H	Bowling Green		2	6
																		281	H	La Salle		7	4
																		281	H	La Salle		7	6
																		281	H	La Salle		10	3
																		287	A	N.C. A&T		7	8
<hr/>																							
LAST 15 GAMES																							
						230	H	Hofstra		10	5	237	H	Towson		9	8	287	A	N.C. A&T		7	8
						230	H	Hofstra		7	2	8	H	North Carolina St.		3	23						
						230	H	Hofstra		14	8	190	A	Northeastern		3	2						
						46	H	UNCG		14	8												
						57	A	High Point		16	17												

Non-Div. I Games:

Elon

237 H Towson	5	2
237 H Towson	7	6

E
l
o
n

E
l
o
n

Y
a
l
e

Yale

227 H Harvard	1	9
227 H Harvard	3	6

RPI	S	Opponent	Score	
241	H	Cornell	4	2
277	A	Bucknell	9	13
277	A	Bucknell	5	4
277	A	Bucknell	10	0
277	A	Bucknell	0	5

Yale

Y
a
l
e

Y
a
l
e

Average RPI Win: 147		WON-LOST	WINNING	LAST 15	STRENGTH OF		OPP. STRENGTH	TEAM	ADJ	CONF.	ADJ CONF.
Average RPI Loss: 88		RECORD	PCT. RANK	GAMES	SCHEDULE		OF SCHEDULE	RPI	RPI	RPI	RPI
DIV. I ONLY		13-28-0	.31707	262	75		47	200	.4735	200	2
DIV. I NON-CONF.		9-11-0	.45	176	271		210	260	.43925	260	1
TOTALS		RPI 1-25	RPI 26-50		W-L RECORDS		RPI 51-100		RPI 101-150		RPI 150+
13-28-0		2-10-0	1-5-0		OVERALL		2-2-0		0-3-0		8-8-0
9-13-0		1-2-0	1-5-0		HOME		1-2-0		0-2-0		6-2-0
3-13-0		1-8-0	0-0-0		AWAY		1-0-0		0-1-0		1-4-0
1-2-0		0-0-0	0-0-0		NEUTRAL		0-0-0		0-0-0		1-2-0
9-11-0		0-0-0	0-0-0		NON-CONFERENCE		1-0-0		0-3-0		8-8-0
6-4-0		0-0-0	0-0-0		HOME		0-0-0		0-2-0		6-2-0
2-5-0		0-0-0	0-0-		AWAY		1-0-0		0-1-0		1-4-0
1-2-0		0-0-0	0-0-0		NEUTRAL		0-0-0		0-0-0		1-2-0
4-17-0		2-10-0	1-5-0		CONFERENCE		1-2-0		0-0-0		0-0-0
3-9-0		1-2-0	1-5-0		HOME		1-2-0		0-0-0		0-0-0
1-8-0		1-8-0	0-0-0		AWAY		0-0-0		0-0-0		0-0-0
0-0-0		0-0-0	0-0-0		NEUTRAL		0-0-0		0-0-0		0-0-0
RPI S	Opponent	Score	RPI S	Opponent	Score	RPI S	Opponent	Score	RPI S	Opponent	Score
2 A	Louisville	3 9	33 H	Pittsburgh	5 6	55 A	Old Dominion	22 1	110 A	Western Caro.	10 14
2 A	Louisville	4 8	33 H	Pittsburgh	5 4	63 H	Duke	3 2	115 H	William & Mary	8 12
2 A	Louisville	0 13	33 H	Pittsburgh	3 8	63 H	Duke	1 3	130 H	Liberty	7 22
7 H	Miami (FL)	14 3	44 H	Notre Dame	2 6	63 H	Duke	9 19	163 H	Campbell	1 7
7 H	Miami (FL)	2 7	44 H	Notre Dame	4 16				163 H	Campbell	11 8
7 H	Miami (FL)	6 11	44 H	Notre Dame	2 5				178 N	Delaware	6 7
16 A	North Carolina	0 6							213 N	Manhattan	12 7
16 A	North Carolina	1 4							214 A	Radford	8 12
16 A	North Carolina	4 3							214 H	Radford	4 3
22 A	Georgia Tech	3 8							214 N	Radford	1 5
22 A	Georgia Tech	4 14							218 A	The Citadel	12 0
22 A	Georgia Tech	8 16							218 A	The Citadel	2 4
									218 A	The Citadel	4 5
									219 H	Quinnipiac	13 4
									219 H	Quinnipiac	4 3
									219 H	Quinnipiac	5 2
									219 H	Quinnipiac	2 4
									233 A	VMI	3 5
									273 H	ETSU	11 0
LAST 15 GAMES											
			63 H	Duke	1 3	214 N	Radford	1 5			
			63 H	Duke	9 19	16 A	North Carolina	4 3			
			63 H	Duke	3 2	16 A	North Carolina	1 4			
			110 A	Western Caro.	10 14						
			33 H	Pittsburgh	3 8						

Non-Div. I Games:

Virginia Tech

33 H Pittsburgh	5	6
33 H Pittsburgh	5	4

V
i
r
g
i
n
i
a
T
e
c
h

V
i
r
g
i
n
i
a
T
e
c
h

Average RPI Win:		245	WON-LOST RECORD		WINNING PCT. RANK		LAST 15 GAMES		STRENGTH OF SCHEDULE		OPP. STRENGTH OF SCHEDULE		TEAM RPI		ADJ RPI		CONF. RPI		ADJ CONF. RPI	
DIV. I ONLY			19-18-0		.51351 136		12-3-0		279		192		201		.47336 201		28		28	
DIV. I NON-CONF.			9-16-0		.36 226		2-3-0		189		155		197		.47367 197		25		25	
TOTALS		RPI 1-25		RPI 26-50		W-L RECORDS		RPI 51-100		RPI 101-150		RPI 150+								
19-18-0		0-5-0		0-0-0		OVERALL		0-2-0		0-1-0		19-10-0								
7-4-0		0-0-0		0-0-0		HOME		0-1-0		0-0-0		7-3-0								
9-14-0		0-5-0		0-0-0		AWAY		0-1-0		0-1-0		9-7-0								
3-0-0		0-0-0		0-0-0		NEUTRAL		0-0-0		0-0-0		3-0-0								
9-16-0		0-5-0		0-0-0		NON-CONFERENCE		0-2-0		0-1-0		9-8-0								
3-2-0		0-0-0		0-0-0		HOME		0-1-0		0-0-0		3-1-0								
3-14-0		0-5-0		0-0-		AWAY		0-1-0		0-1-0		3-7-0								
3-0-0		0-0-0		0-0-0		NEUTRAL		0-0-0		0-0-0		3-0-0								
10-2-0		0-0-0		0-0-0		CONFERENCE		0-0-0		0-0-0		10-2-0								
4-2-0		0-0-0		0-0-0		HOME		0-0-0		0-0-0		4-2-0								
6-0-0		0-0-0		0-0-0		AWAY		0-0-0		0-0-0		6-0-0								
0-0-0		0-0-0		0-0-0		NEUTRAL		0-0-0		0-0-0		0-0-0								
RPI	S	Opponent		Score		RPI	S	Opponent		Score		RPI	S	Opponent		Score				
8	A	North Carolina St.		2	4							129	A	Sacred Heart		8	9			
8	A	North Carolina St.		0	4							157	A	St. John's (NY)		7	11			
16	A	North Carolina		2	10							165	A	Charlotte		7	8			
16	A	North Carolina		3	4							165	A	Charlotte		2	6			
16	A	North Carolina		0	11							165	A	Charlotte		3	2			
												178	A	Delaware		6	22			
												178	A	Delaware		3	4			
												178	A	Delaware		6	11			
												182	H	Albany (NY)		5	4			
												192	A	Fordham		8	5			
												199	A	Yale		2	1			
												199	A	Yale		1	2			
												220	H	Rider		13	1			
												220	H	Rider		6	7			
												220	H	Rider		3	6			
												222	H	Niagara		3	2			
												222	H	Niagara		4	2			
												222	H	Niagara		9	3			
												227	H	Harvard		8	6			
												227	H	Harvard		1	7			
												230	H	Hofstra		5	4			
												275	A	Iona		8	7			
												275	A	Iona		7	1			
												275	A	Iona		2	1			
												290	N	Delaware St.		14	1			
												290	N	Delaware St.		8	2			
												290	N	Delaware St.		17	3			
LAST 15 GAMES																				
295	A	Saint Peter's		8	3	222	H	Niagara		3	2	275	A	Iona		7	1			
295	A	Saint Peter's		11	3	66	A	UConn		1	2	275	A	Iona		2	1			
295	A	Saint Peter's		12	2	275	A	Iona		8	7	290	N	Delaware St.		14	1			
129	A	Sacred Heart		8	9							290	N	Delaware St.		8	2			
192	A	Fordham		8	5							290	N	Delaware St.		17	3			

Non-Div. I Games:

Fairfield

222 H Niagara	4	2
222 H Niagara	9	3

RPI	S	Opponent	Score	
295	A	Saint Peter's	11	3
295	A	Saint Peter's	12	2
295	A	Saint Peter's	8	3

Fairfield

F
a
i
r
f
i
e
l
d

F
a
i
r
f
i
e
l
d

Average RPI Win:	216	WON-LOST	WINNING	LAST 15	STRENGTH OF	OPP. STRENGTH	TEAM	ADJ	CONF.	ADJ CONF.		
Average RPI Loss:	133	RECORD	PCT. RANK	GAMES	SCHEDULE	OF SCHEDULE	RPI	RPI	RPI	RPI		
DIV. I ONLY		18-18-0	.5	143	8-7-0	229	233	203	.47263	202	28	28
DIV. I NON-CONF.		9-12-0	.42857	186	2-2-0	96	234	135	.50802	135	25	25
<hr/>												
TOTALS	RPI 1-25	RPI 26-50		W-L RECORDS		RPI 51-100		RPI 101-150		RPI 150+		
18-18-0	0-0-0	0-3-0		OVERALL		1-6-0		1-1-0		16-8-0		
11-6-0	0-0-0	0-0-0		HOME		0-1-0		1-1-0		10-4-0		
6-11-0	0-0-0	0-3-0		AWAY		1-5-0		0-0-0		5-3-0		
1-1-0	0-0-0	0-0-0		NEUTRAL		0-0-0		0-0-0		1-1-0		
9-12-0	0-0-0	0-3-0		NON-CONFERENCE		1-6-0		1-1-0		7-2-0		
3-2-0	0-0-0	0-0-0		HOME		0-1-0		1-1-0		2-0-0		
5-9-0	0-0-0	0-0-		AWAY		1-5-0		0-0-0		4-1-0		
1-1-0	0-0-0	0-0-0		NEUTRAL		0-0-0		0-0-0		1-1-0		
9-6-0	0-0-0	0-0-0		CONFERENCE		0-0-0		0-0-0		9-6-0		
8-4-0	0-0-0	0-0-0		HOME		0-0-0		0-0-0		8-4-0		
1-2-0	0-0-0	0-0-0		AWAY		0-0-0		0-0-0		1-2-0		
0-0-0	0-0-0	0-0-0		NEUTRAL		0-0-0		0-0-0		0-0-0		
RPI	S	Opponent	Score	RPI	S	Opponent	Score	RPI	S	Opponent	Score	
				46	A	UNCG	3 16	57	A	High Point	2 4	
				46	A	UNCG	4 16	57	A	High Point	8 6	
				46	A	UNCG	6 8	57	A	High Point	7 9	
								76	H	Hartford	3 5	
								88	A	VCU	0 3	
								88	A	VCU	6 7	
								88	A	VCU	0 3	
								</				

Non-Div. I Games:

Marist

213 H Manhattan	2	8
213 H Manhattan	14	2

M
a
r
i
s
t

M
a
r
i
s
t

Average RPI Win:		216	WON-LOST RECORD		WINNING PCT. RANK		LAST 15 GAMES		STRENGTH OF SCHEDULE		OPP. STRENGTH OF SCHEDULE		TEAM RPI		ADJ RPI		CONF. RPI		ADJ CONF. RPI				
DIV. I ONLY			12-24-0		.33333 253		4-11-0		52		174		204		.47242 203		12		12				
DIV. I NON-CONF.			7-8-0		.46667 170		1-1-0		23		212		124		.51465 124		9		9				
TOTALS		RPI 1-25		RPI 26-50				W-L RECORDS		RPI 51-100				RPI 101-150				RPI 150+					
12-24-0		0-5-0		1-3-0				OVERALL		0-9-0				0-1-0				11-6-0					
10-11-0		0-0-0		1-3-0				HOME		0-3-0				0-0-0				9-5-0					
2-13-0		0-5-0		0-0-0				AWAY		0-6-0				0-1-0				2-1-0					
0-0-0		0-0-0		0-0-0				NEUTRAL		0-0-0				0-0-0				0-0-0					
7-8-0		0-5-0		1-0-0				NON-CONFERENCE		0-0-0				0-1-0				6-2-0					
7-2-0		0-0-0		1-0-0				HOME		0-0-0				0-0-0				6-2-0					
0-6-0		0-5-0		0-0-				AWAY		0-0-0				0-1-0				0-0-0					
0-0-0		0-0-0		0-0-0				NEUTRAL		0-0-0				0-0-0				0-0-0					
5-16-0		0-0-0		0-3-0				CONFERENCE		0-9-0				0-0-0				5-4-0					
3-9-0		0-0-0		0-3-0				HOME		0-3-0				0-0-0				3-3-0					
2-7-0		0-0-0		0-0-0				AWAY		0-6-0				0-0-0				2-1-0					
0-0-0		0-0-0		0-0-0				NEUTRAL		0-0-0				0-0-0				0-0-0					
RPI	S	Opponent		Score		RPI	S	Opponent		Score		RPI	S	Opponent		Score		RPI	S	Opponent		Score	
4	A	Texas A&M		4	10	40	H	Dallas Baptist		3	2	56	H	Southeastern La.		3	4	107	A	Oklahoma		1	7
21	A	TCU		4	6	47	H	Lamar		6	16	56	H	Southeastern La.		2	10	186	H	Houston Baptist		1	4
24	A	Oklahoma St.		0	16	47	H	Lamar		5	7	56	H	Southeastern La.		7	9	186	H	Houston Baptist		9	0
24	A	Oklahoma St.		2	8	47	H	Lamar		5	8	75	A	McNeese St.		6	10	186	H	Houston Baptist		2	3
24	A	Oklahoma St.		4	8							75	A	McNeese St.		0	3	190	H	Northeastern		2	3
												75	A	McNeese St.		3	4	190	H	Northeastern		3	4
												81	A	Sam Houston St.		3	6	190	H	Northeastern		4	3
												81	A	Sam Houston St.		1	3	190	H	Northeastern		1	0
												81	A	Sam Houston St.		1	2	212	A	Nicholls St.		5	4
																		212	A	Nicholls St.		2	4
																		212	A	Nicholls St.		5	3
																		231	H	A&M-Corpus Christi		4	11
																		231	H	A&M-Corpus Christi		4	0
																		231	H	A&M-Corpus Christi		4	0
																		274	H	UTRGV		5	2
																		274	H	UTRGV		3	1
																		274	H	UTRGV		7	2
																		274	H	UTRGV		6	5
LAST 15 GAMES																							
81	A	Sam Houston St.		1	2	186	H	Houston Baptist		1	4												
81	A	Sam Houston St.		1	3	186	H	Houston Baptist		9	0												
81	A	Sam Houston St.		3	6	186	H	Houston Baptist		2	3												
231	H	A&M-Corpus Christi		4	0																		
231	H	A&M-Corpus Christi		4	0																		

Non-Div. I Games: Tex. Permian Basin 10 0

Abilene Christian

231	H	A&M-Corpus Christi	4	11
4	A	Texas A&M	4	10

A
b
i
l
e
n
e
C
h
r
i
s
t
i
a
n

A
b
i
l
e
n
e
C
h
r
i
s
t
i
a
n

Average RPI Win: 210		WON-LOST RECORD		WINNING PCT. RANK		LAST 15 GAMES		STRENGTH OF SCHEDULE		OPP. STRENGTH OF SCHEDULE		TEAM RPI		ADJ RPI		CONF. RPI		ADJ CONF. RPI	
DIV. I ONLY		18-18-0		.5 143		7-8-0		253		234		205		.47099 204		20		20	
DIV. I NON-CONF.		11-11-0		.5 145		4-2-0		233		264		174		.48653 174		20		20	
TOTALS		RPI 1-25		RPI 26-50		W-L RECORDS		RPI 51-100		RPI 101-150		RPI 150+							
18-18-0		0-3-0		0-1-0		OVERALL		0-0-0		3-2-0		15-12-0							
10-4-0		0-0-0		0-0-0		HOME		0-0-0		2-2-0		8-2-0							
7-12-0		0-3-0		0-1-0		AWAY		0-0-0		1-0-0		6-8-0							
1-2-0		0-0-0		0-0-0		NEUTRAL		0-0-0		0-0-0		1-2-0							
11-11-0		0-3-0		0-1-0		NON-CONFERENCE		0-0-0		2-0-0		9-7-0							
5-1-0		0-0-0		0-0-0		HOME		0-0-0		1-0-0		4-1-0							
5-8-0		0-3-0		0-0-		AWAY		0-0-0		1-0-0		4-4-0							
1-2-0		0-0-0		0-0-0		NEUTRAL		0-0-0		0-0-0		1-2-0							
7-7-0		0-0-0		0-0-0		CONFERENCE		0-0-0		1-2-0		6-5-0							
5-3-0		0-0-0		0-0-0		HOME		0-0-0		1-2-0		4-1-0							
2-4-0		0-0-0		0-0-0		AWAY		0-0-0		0-0-0		2-4-0							
0-0-0		0-0-0		0-0-0		NEUTRAL		0-0-0		0-0-0		0-0-0							
RPI S	Opponent		Score		RPI S	Opponent		Score		RPI S	Opponent		Score		RPI S	Opponent		Score	
22 A	Georgia Tech		1	4	31 A	Wake Forest		8	10						139 H	Binghamton		5	7
22 A	Georgia Tech		1	6											139 H	Binghamton		5	4
22 A	Georgia Tech		2	9											139 H	Binghamton		4	6
															150 A	Navy		6	4
															150 H	Navy		5	4
															158 A	Richmond		10	5
															168 H	Stony Brook		10	15
															168 H	Stony Brook		2	1
															174 A	Georgetown		0	1
															174 N	Georgetown		5	6
															182 A	Albany (NY)		4	10
															182 A	Albany (NY)		1	6
															182 A	Albany (NY)		5	1
															188 H	UMass Lowell		10	5
															188 H	UMass Lowell		1	0
															188 H	UMass Lowell		4	3
															193 A	James Madison		7	12
															193 A	James Madison		13	11
															193 A	James Madison		5	13
															210 A	George Washington		10	8
															210 H	George Washington		8	12
															233 N	VMI		3	9
															233 N	VMI		5	4
															237 A	Towson		4	3
															182 A	Albany (NY)		5	1
															182 A	Albany (NY)		1	6
															237 H	Towson		12	3
															268 A	Maine		3	6
															268 A	Maine		3	1
LAST 15 GAMES																			
139 H	Binghamton		5	7	237 A	Towson		4	3	237 A	Towson		4	3	237 H	Towson		12	3
139 H	Binghamton		4	6	182 A	Albany (NY)		5	1	182 A	Albany (NY)		5	1	268 A	Maine		3	6
139 H	Binghamton		5	4	182 A	Albany (NY)		1	6	268 A	Maine		3	6	268 A	Maine		3	1
150 A	Navy		6	4															
268 A	Maine		5	7															

Non-Div. I Games:

UMBC

268	A	Maine	3	1
268	A	Maine	3	6

RPI	S	Opponent	Score	
268	A	Maine	5	7
297	A	Mt. St. Mary's	3	5
297	H	Mt. St. Mary's	3	1
297	H	Mt. St. Mary's	9	3
299	H	Coppin St.	12	3

87 H	Evansville	1	2
65 A	Jacksonville St.	6	5

M
u
r
r
a
y
S
t
.

M
u
r
r
a
y
S
t
.

Average RPI Win: 222		WON-LOST	WINNING	LAST 15	STRENGTH OF		OPP. STRENGTH	TEAM	ADJ		CONF.	ADJ CONF.								
Average RPI Loss: 136		RECORD	PCT. RANK	GAMES	SCHEDULE		OF SCHEDULE	RPI	RPI		RPI	RPI								
DIV. I ONLY		19-22-0	.46341	177	8-7-0		155	231	206		.47055	206	31	31						
DIV. I NON-CONF.		7-16-0	.30435	251	0-6-0		102	81	238		.45125	237	32	32						
TOTALS		RPI 1-25	RPI 26-50		W-L RECORDS		RPI 51-100		RPI 101-150		RPI 150+									
19-22-0		0-1-0	0-0-0		OVERALL		2-8-0		1-4-0		16-9-0									
17-9-0		0-0-0	0-0-0		HOME		2-4-0		1-2-0		14-3-0									
2-12-0		0-1-0	0-0-0		AWAY		0-4-0		0-2-0		2-5-0									
0-1-0		0-0-0	0-0-0		NEUTRAL		0-0-0		0-0-0		0-1-0									
7-16-0		0-1-0	0-0-0		NON-CONFERENCE		2-8-0		1-4-0		4-3-0									
7-7-0		0-0-0	0-0-0		HOME		2-4-0		1-2-0		4-1-0									
0-8-0		0-1-0	0-0-		AWAY		0-4-0		0-2-0		0-1-0									
0-1-0		0-0-0	0-0-0		NEUTRAL		0-0-0		0-0-0		0-1-0									
12-6-0		0-0-0	0-0-0		CONFERENCE		0-0-0		0-0-0		12-6-0									
10-2-0		0-0-0	0-0-0		HOME		0-0-0		0-0-0		10-2-0									
2-4-0		0-0-0	0-0-0		AWAY		0-0-0		0-0-0		2-4-0									
0-0-0		0-0-0	0-0-0		NEUTRAL		0-0-0		0-0-0		0-0-0									
RPI	S	Opponent		Score		RPI	S	Opponent		Score		RPI	S	Opponent		Score				
7	A	Miami (FL)		4	5			61	H	Jacksonville	3	4	133	A	UCF	7	12			
								62	A	North Florida	6	12	133	H	UCF	17	3			
								62	H	North Florida	1	13	135	A	FIU	3	4			
								62	H	North Florida	4	1	135	H	FIU	8	21			
								94	H	FGCU	6	9	148	H	Stetson	2	11			
								94	H	FGCU	1	0	160	N	Milwaukee	0	11			
								94	H	FGCU	5	15	166	A	South Fla.	2	6			
								100	A	Ohio St.	5	13	166	H	South Fla.	10	3			
								100	A	Ohio St.	2	6	169	A	Florida A&M	1	2			
								100	A	Ohio St.	2	11	169	A	Florida A&M	3	5			
													169	A	Florida A&M	3	15			
													169	H	Florida A&M	6	5			
													169	H	Florida A&M	7	5			
													169	H	Florida A&M	3	6			
													205	H	Murray St.	0	5			
													205	H	Murray St.	6	0			
													205	H	Murray St.	3	2			
													219	H	Quinnipiac	8	3			
													271	A	N.C. Central	13	4			
													271	A	N.C. Central	11	3			
													271	A	N.C. Central	3	4			
						LAST 15 GAMES							271	H	N.C. Central	5	4			
						271	H	N.C. Central	5	4	135	A	FIU	3	4	271	H	N.C. Central	3	2
						271	H	N.C. Central	3	2	288	H	Savannah St.	7	6	271	H	N.C. Central	2	1
						271	H	N.C. Central	2	1	288	H	Savannah St.	3	0	287	H	N.C. A&T	10	14
						166	A	South Fla.	2	6						287	H	N.C. A&T	4	2
						169	H	Florida A&M	7	5						287	H	N.C. A&T	9	7

Non-Div. I Games:

Bethune-Cookman

169 H Florida A&M	3	6
169 H Florida A&M	6	5

RPI	S	Opponent	Score	
288	H	Savannah St.	3	0
288	H	Savannah St.	7	6
288	H	Savannah St.	12	7

Bethune-Cookman

B
e
t
h
u
n
e
-
C
o
o
k
m
a
n

B
e
t
h
u
n
e
-
C
o
o
k
m
a
n

Average RPI Win: 197		WON-LOST	WINNING	LAST 15	STRENGTH OF	OPP. STRENGTH	TEAM	ADJ	CONF.	ADJ CONF.		
Average RPI Loss: 157		RECORD	PCT. RANK	GAMES	SCHEDULE	OF SCHEDULE	RPI	RPI	RPI	RPI		
DIV. I ONLY		19-20-0	.48718	158	5-10-0	236	207	207	.47043	207	22	22
DIV. I NON-CONF.		9-12-0	.42857	186	0-3-0	211	181	188	.48016	188	22	22
<hr/>												
TOTALS		RPI 1-25		RPI 26-50		W-L RECORDS		RPI 51-100		RPI 101-150		RPI 150+
19-20-0		0-0-0		0-0-0		OVERALL		1-4-0		2-2-0		16-14-0
8-5-0		0-0-0		0-0-0		HOME		0-1-0		0-0-0		8-4-0
4-10-0		0-0-0		0-0-0		AWAY		0-3-0		0-0-0		4-7-0
7-5-0		0-0-0		0-0-0		NEUTRAL		1-0-0		2-2-0		4-3-0
9-12-0		0-0-0		0-0-0		NON-CONFERENCE		1-1-0		2-2-0		6-9-0
0-1-0		0-0-0		0-0-0		HOME		0-1-0		0-0-0		0-0-0
2-6-0		0-0-0		0-0-		AWAY		0-0-0		0-0-0		2-6-0
7-5-0		0-0-0		0-0-0		NEUTRAL		1-0-0		2-2-0		4-3-0
10-8-0		0-0-0		0-0-0		CONFERENCE		0-3-0		0-0-0		10-5-0
8-4-0		0-0-0		0-0-0		HOME		0-0-0		0-0-0		8-4-0
2-4-0		0-0-0		0-0-0		AWAY		0-3-0		0-0-0		2-1-0
0-0-0		0-0-0		0-0-0		NEUTRAL		0-0-0		0-0-0		0-0-0
RPI	S	Opponent	Score	RPI	S	Opponent	Score	RPI	S	Opponent	Score	
						70 A Oral Roberts	4 6			111 N Seton Hall	1 2	
						70 A Oral Roberts	2 3			113 N Morehead St.	0 14	
						70 A Oral Roberts	3 6			113 N Morehead St.	6 5	
						83 H Nebraska	6 11			121 N Arkansas St.	4 3	
						91 N Iowa	3 2			151 A Kansas St.	3 11	
										156 A Grand Canyon	7 2	
										156 A Grand Canyon	4 12	
										156 A Grand Canyon	4 9	
										162 N Presbyterian	1 11	
										164 A Wichita St.	4 5	
										170 A Air Force	12 3	
										170 A Air Force	10 18	
										176 N Eastern Mich.	1 8	
										176 N Eastern Mich.	3 16	
										176 N Eastern Mich.	2 1	
										181 H North Dakota St.	9 8	
										181 H North Dakota St.	1 2	
										181 H North Dakota St.	12 2	
										194 A Kansas	6 7	
										209 A South Dakota St.	10 3	
										209 A South Dakota St.	4 9	
						LAST 15 GAMES				209 A South Dakota St.	19 6	
						209 H South Dakota St.	10 9			209 H South Dakota St.	3 15	
						209 H South Dakota St.	3 15			209 H South Dakota St.	10 9	
						209 H South Dakota St.	4 1			209 H South Dakota St.	4 1	
						70 A Oral Roberts	3 6			228 H IPFW	14 7	
						70 A Oral Roberts	2 3			228 H IPFW	7 0	

Non-Div. I Games:

Omaha

70	A	Oral Roberts	4	6
194	A	Kansas	6	7

RPI	S	Opponent	Score	
228	H	IPFW	9	5
242	N	NJIT	9	3
255	N	Bowling Green	10	1
259	H	Western Ill.	2	3
259	H	Western Ill.	2	10
259	H	Western Ill.	6	1
269	N	Saint Louis	16	2

Omaha

O
m
a
h
a

O
m
a
h
a

Average RPI Win:	149	WON-LOST RECORD	WINNING PCT. RANK	LAST 15 GAMES	STRENGTH OF SCHEDULE	OPP. STRENGTH OF SCHEDULE	TEAM RPI	ADJ RPI	CONF. RPI	ADJ CONF. RPI	
Average RPI Loss:	141										
DIV. I ONLY	13-23-0	.36111	241	7-8-0	186	141	208	.46893	208	25	25
DIV. I NON-CONF.	6-14-0	.3	253	1-1-0	91	32	162	.49482	162	23	23
<hr/>											
TOTALS	RPI 1-25	RPI 26-50		W-L RECORDS	RPI 51-100		RPI 101-150		RPI 150+		
13-23-0	0-0-0	0-0-0		OVERALL	7-8-0		0-6-0		6-9-0		
7-4-0	0-0-0	0-0-0		HOME	4-1-0		0-0-0		3-3-0		
6-19-0	0-0-0	0-0-0		AWAY	3-7-0		0-6-0		3-6-0		
0-0-0	0-0-0	0-0-0		NEUTRAL	0-0-0		0-0-0		0-0-0		
<hr/>											
6-14-0	0-0-0	0-0-0		NON-CONFERENCE	4-7-0		0-6-0		2-1-0		
2-1-0	0-0-0	0-0-0		HOME	1-0-0		0-0-0		1-1-0		
4-13-0	0-0-0	0-0-		AWAY	3-7-0		0-6-0		1-0-0		
0-0-0	0-0-0	0-0-0		NEUTRAL	0-0-0		0-0-0		0-0-0		
<hr/>											
7-9-0	0-0-0	0-0-0		CONFERENCE	3-1-0		0-0-0		4-8-0		
5-3-0	0-0-0	0-0-0		HOME	3-1-0		0-0-0		2-2-0		
2-6-0	0-0-0	0-0-0		AWAY	0-0-0		0-0-0		2-6-0		
0-0-0	0-0-0	0-0-0		NEUTRAL	0-0-0		0-0-0		0-0-0		
<hr/>											
RPI S	Opponent	Score	RPI S	Opponent	Score	RPI S	Opponent	Score	RPI S	Opponent	Score
						61 A Jacksonville	5	4	112 A Pepperdine	2	12
						61 A Jacksonville	0	2	112 A Pepperdine	6	15
						61 A Jacksonville	9	8	112 A Pepperdine	1	3
						61 A Jacksonville	0	1	112 A Pepperdine	3	11
						66 A UConn	3	4	123 A San Diego	5	21
						66 A UConn	0	3	123 A San Diego	3	6
						66 H UConn	4	3	157 H St. John's (NY)	4	1
						70 A Long Beach St.	2	7	192 H Fordham	1	4
						70 A Long Beach St.	3	8	199 H Yale	5	14
						70 A Long Beach St.	1	4	199 H Yale	7	9
						70 A Long Beach St.	8	6	227 A Harvard	4	3
						97 H Princeton	2	6	227 A Harvard	3	11
						97 H Princeton	8	4	229 A Dartmouth	1	3
						97 H Princeton	8	7	229 A Dartmouth	6	7
						97 H Princeton	5	4	240 A Army West Point	13	3
									241 A Cornell	4	7
									241 A Cornell	3	4
									241 A Cornell	14	4
									241 A Cornell	3	9
									260 H Brown	10	2
			260 H Brown	7	3						
			LAST 15 GAMES								
			97 H Princeton	8	7	241 A Cornell	14	4			
			97 H Princeton	5	4	241 A Cornell	3	9			
			97 H Princeton	2	6	229 A Dartmouth	6	7			
			97 H Princeton	8	4						
			192 H Fordham	1	4						

Non-Div. I Games:

Columbia

241 A Cornell	3	4
241 A Cornell	4	7

C
o
l
u
m
b
i
a

C
o
l
u
m
b
i
a

Average RPI Win: 214		WON-LOST	WINNING	LAST 15	STRENGTH OF		OPP. STRENGTH	TEAM	ADJ		CONF.	ADJ CONF.
Average RPI Loss: 137		RECORD	PCT. RANK	GAMES	SCHEDULE		OF SCHEDULE	RPI	RPI		RPI	RPI
DIV. I ONLY		13-24-0	.35135	245	170		224	209	.46875		209	22
DIV. I NON-CONF.		3-16-0	.15789	289	143		168	266	.42994		266	22
TOTALS		RPI 1-25	RPI 26-50		W-L RECORDS		RPI 51-100		RPI 101-150		RPI 150+	
13-24-0		0-4-0	0-3-0		OVERALL		1-3-0		0-3-0		12-11-0	
5-2-0		0-0-0	0-0-0		HOME		0-0-0		0-0-0		5-2-0	
8-16-0		0-4-0	0-1-0		AWAY		1-2-0		0-2-0		7-7-0	
0-6-0		0-0-0	0-2-0		NEUTRAL		0-1-0		0-1-0		0-2-0	
3-16-0		0-4-0	0-3-0		NON-CONFERENCE		0-1-0		0-3-0		3-5-0	
1-0-0		0-0-0	0-0-0		HOME		0-0-0		0-0-0		1-0-0	
2-10-0		0-4-0	0-0-		AWAY		0-0-0		0-2-0		2-3-0	
0-6-0		0-0-0	0-2-0		NEUTRAL		0-1-0		0-1-0		0-2-0	
10-8-0		0-0-0	0-0-0		CONFERENCE		1-2-0		0-0-0		9-6-0	
4-2-0		0-0-0	0-0-0		HOME		0-0-0		0-0-0		4-2-0	
6-6-0		0-0-0	0-0-0		AWAY		1-2-0		0-0-0		5-4-0	
0-0-0		0-0-0	0-0-0		NEUTRAL		0-0-0		0-0-0		0-0-0	
RPI S	Opponent	Score	RPI S	Opponent	Score	RPI S	Opponent	Score	RPI S	Opponent	Score	
13 A	Mississippi St.	4 17	26 A	UNCW	5 15	70 A	Oral Roberts	3 2	138 A	Sacramento St.	7 10	
13 A	Mississippi St.	5 15	27 N	Fla. Atlantic	5 11	70 A	Oral Roberts	1 9	138 A	Sacramento St.	3 11	
20 A	Creighton	5 6	27 N	Fla. Atlantic	2 4	70 A	Oral Roberts	3 13	138 N	Sacramento St.	0 4	
23 A	Minnesota	3 7				88 N	VCU	8 14	179 A	Pacific	2 5	
									181 H	North Dakota St.	5 2	
									181 H	North Dakota St.	11 3	
									181 H	North Dakota St.	14 7	
									207 A	Omaha	1 4	
									207 A	Omaha	9 10	
									207 A	Omaha	15 3	
									207 H	Omaha	6 19	
									207 H	Omaha	9 4	
									207 H	Omaha	3 10	
									215 N	Eastern Ky.	1 10	
									215 N	Eastern Ky.	4 6	
									228 A	IPFW	10 6	
									228 A	IPFW	18 5	
									228 A	IPFW	9 3	
									249 H	North Dakota	5 3	
									259 A	Western Ill.	11 3	
									259 A	Western Ill.	0 2	
									259 A	Western Ill.	2 3	
									262 A	UC Davis	4 5	
									282 A	Northern Colo.	11 3	
									282 A	Northern Colo.	8 3	
									282 A	Northern Colo.	6 7	
LAST 15 GAMES			LAST 15 GAMES			LAST 15 GAMES			LAST 15 GAMES			
207 A	Omaha	9 10	207 A	Omaha	15 3	207 A	Omaha	1 4	207 H	Omaha	9 4	
207 A	Omaha	15 3	207 H	Omaha	9 4	207 H	Omaha	3 10	207 H	Omaha	3 10	
207 A	Omaha	1 4	207 H	Omaha	9 4	207 H	Omaha	3 10	207 H	Omaha	3 10	
181 H	North Dakota St.	5 2	207 H	Omaha	9 4	207 H	Omaha	3 10	207 H	Omaha	3 10	
181 H	North Dakota St.	14 7	207 H	Omaha	9 4	207 H	Omaha	3 10	207 H	Omaha	3 10	

Non-Div. I Games: Dakota Wesleyan 7 4 Mayville St. 8 1

South Dakota St.

181	H	North Dakota St.	11	3
20	A	Creighton	5	6

S
o
u
t
h
D
a
k
o
t
a
S
t
.

S
o
u
t
h
D
a
k
o
t
a
S
t
.

Average RPI Win:	217	WON-LOST	WINNING	LAST 15	STRENGTH OF	OPP. STRENGTH	TEAM	ADJ	CONF.	ADJ CONF.		
Average RPI Loss:	149	RECORD	PCT. RANK	GAMES	SCHEDULE	OF SCHEDULE	RPI	RPI	RPI	RPI		
DIV. I ONLY		19-23-0	.45238	192	9-6-0	214	219	210	.46746	210	23	23
DIV. I NON-CONF.		11-19-0	.36667	223	3-2-0	151	194	208	.46852	208	27	27
<hr/>												
TOTALS	RPI 1-25	RPI 26-50		W-L RECORDS		RPI 51-100		RPI 101-150		RPI 150+		
19-23-0	0-0-0	0-1-0		OVERALL		2-7-0		0-3-0		17-12-0		
10-9-0	0-0-0	0-0-0		HOME		0-0-0		0-3-0		10-6-0		
8-12-0	0-0-0	0-1-0		AWAY		2-5-0		0-0-0		6-6-0		
1-2-0	0-0-0	0-0-0		NEUTRAL		0-2-0		0-0-0		1-0-0		
11-19-0	0-0-0	0-1-0		NON-CONFERENCE		2-7-0		0-3-0		9-8-0		
5-8-0	0-0-0	0-0-0		HOME		0-0-0		0-3-0		5-5-0		
5-9-0	0-0-0	0-0-		AWAY		2-5-0		0-0-0		3-3-0		
1-2-0	0-0-0	0-0-0		NEUTRAL		0-2-0		0-0-0		1-0-0		
8-4-0	0-0-0	0-0-0		CONFERENCE		0-0-0		0-0-0		8-4-0		
5-1-0	0-0-0	0-0-0		HOME		0-0-0		0-0-0		5-1-0		
3-3-0	0-0-0	0-0-0		AWAY		0-0-0		0-0-0		3-3-0		
0-0-0	0-0-0	0-0-0		NEUTRAL		0-0-0		0-0-0		0-0-0		
RPI	S	Opponent	Score	RPI	S	Opponent	Score	RPI	S	Opponent	Score	
29	A	Virginia	3 15	59	A	Maryland	19 10	109	H	CSUN	5 6	
				62	A	North Florida	0 2	109	H	CSUN	2 4	
				62	A	North Florida	7 10	109	H	CSUN	3 9	
				62	A	North Florida	7 6	159	H	Monmouth	7 5	
				79	A	Houston	2 5	159	H	Monmouth	1 4	
				79	A	Houston	0 14	159	H	Monmouth	14 5	
				79	A	Houston	0 5	161	N	Ball St.	2 0	
				84	N	Kent St.	4 6	174	A	Georgetown	1 2	
				84	N	Kent St.	4 7	174	H	Georgetown	2 3	
								187	A	Davidson	7 8	
								187	A	Davidson	4 7	
								187	A	Davidson	3 2	
								193	H	James Madison	1 2	
								199	H	Yale	6 1	
								204	A	UMBC	12 8	
								204	H	UMBC	8 10	
								237	A	Towson	10 2	
								237	H	Towson	7 2	
								242	H	NJIT	0 6	
								245	A	Charleston So.	1 12	
								245	A	Charleston So.	10 5	
								245	A	Charleston So.	1 3	
				LAST 15 GAMES				258	A	Dayton	1 2	
				258	A	Dayton	1 2	258	A	Dayton	6 2	
				258	A	Dayton	4 2	258	A	Dayton	4 2	
				174	A	Georgetown	1 2	281	H	La Salle	4 3	
				237	H	Towson	7 2	281	H	La Salle	2 1	

Non-Div. I Games:

George Washington

283	H	George Mason	9	3
283	H	George Mason	14	4

RPI	S	Opponent	Score	
281	H	La Salle	3	6
283	H	George Mason	14	4
283	H	George Mason	9	3
283	H	George Mason	1	0
290	H	Delaware St.	8	0

George Washington

G
e
o
r
g
e
W
a
s
h
i
n
g
t
o
n

G
e
o
r
g
e
W
a
s
h
i
n
g
t
o
n

Average RPI Win:	226	WON-LOST	WINNING	LAST 15	STRENGTH OF	OPP. STRENGTH	TEAM	ADJ	CONF.	ADJ CONF.	
Average RPI Loss:	149	RECORD	PCT. RANK	GAMES	SCHEDULE	OF SCHEDULE	RPI	RPI	RPI	RPI	
DIV. I ONLY	21-17-0	.55263	113	8-7-0	282	184	211	.46623	211	21	21
DIV. I NON-CONF.	11-6-0	.64706	66	3-0-0	286	267	206	.46879	206	21	21
<hr/>											
TOTALS	RPI 1-25	RPI 26-50		W-L RECORDS		RPI 51-100		RPI 101-150		RPI 150+	
21-17-0	0-0-0	0-0-0		OVERALL		2-5-0		2-5-0		17-7-0	
13-8-0	0-0-0	0-0-0		HOME		2-4-0		1-2-0		10-2-0	
8-9-0	0-0-0	0-0-0		AWAY		0-1-0		1-3-0		7-5-0	
0-0-0	0-0-0	0-0-0		NEUTRAL		0-0-0		0-0-0		0-0-0	
11-6-0	0-0-0	0-0-0		NON-CONFERENCE		0-1-0		2-2-0		9-3-0	
8-4-0	0-0-0	0-0-0		HOME		0-0-0		1-2-0		7-2-0	
3-2-0	0-0-0	0-0-		AWAY		0-1-0		1-0-0		2-1-0	
0-0-0	0-0-0	0-0-0		NEUTRAL		0-0-0		0-0-0		0-0-0	
10-11-0	0-0-0	0-0-0		CONFERENCE		2-4-0		0-3-0		8-4-0	
5-4-0	0-0-0	0-0-0		HOME		2-4-0		0-0-0		3-0-0	
5-7-0	0-0-0	0-0-0		AWAY		0-0-0		0-3-0		5-4-0	
0-0-0	0-0-0	0-0-0		NEUTRAL		0-0-0		0-0-0		0-0-0	
RPI	S	Opponent	Score	RPI	S	Opponent	Score	RPI	S	Opponent	Score
						54 A Tennessee	1 9	113 A		Morehead St.	4 5
						65 H Jacksonville St.	7 6	113 A		Morehead St.	6 11
						65 H Jacksonville St.	3 9	113 A		Morehead St.	1 6
						65 H Jacksonville St.	14 15	144 A		Middle Tenn.	9 6
						67 H Austin Peay	14 3	147 H		Miami (OH)	10 11
						67 H Austin Peay	2 10	147 H		Miami (OH)	10 6
						67 H Austin Peay	4 9	147 H		Miami (OH)	4 9
								167 A		Central Ark.	6 14
								183 A		Kennesaw St.	6 5
								183 H		Kennesaw St.	24 9
								205 A		Murray St.	7 8
								205 A		Murray St.	7 8
								205 A		Murray St.	3 4
								224 H		Lipscomb	14 11
								238 A		SIUE	4 5
								238 A		SIUE	13 3
								238 A		SIUE	14 2
								259 H		Western Ill.	6 3
								259 H		Western Ill.	13 12
								259 H		Western Ill.	6 5
								267 A		Eastern Ill.	5 3
								267 A		Eastern Ill.	8 6
								267 A		Eastern Ill.	8 3
								271 H		UT Martin	5 3
								271 H		UT Martin	12 3
								271 H		UT Martin	10 2
								277 H		Bucknell	2 3
LAST 15 GAMES											
						205 A Murray St.	7 8	298 H		Alabama A&M	11 6
						205 A Murray St.	7 8	267 A		Eastern Ill.	8 6
						205 A Murray St.	3 4	267 A		Eastern Ill.	5 3
						144 A Middle Tenn.	9 6				
						65 H Jacksonville St.	14 15				

Non-Div. I Games:

Tennessee Tech

65 H Jacksonville St.	7	6
65 H Jacksonville St.	3	9

RPI	S	Opponent	Score	
277	H	Bucknell	9	3
277	H	Bucknell	5	6
298	A	Alabama A&M	34	6
298	H	Alabama A&M	11	6

Tennessee Tech

T
e
n
n
e
s
s
e
e
T
e
c
h

T
e
n
n
e
s
s
e
e
T
e
c
h

Average RPI Win:	192	WON-LOST RECORD	WINNING PCT. RANK	LAST 15 GAMES	STRENGTH OF SCHEDULE	OPP. STRENGTH OF SCHEDULE	TEAM RPI	ADJ RPI	CONF. RPI	ADJ CONF. RPI		
DIV. I ONLY		17-24-0	.41463	212	6-9-0	185	140	212	.46587	212	12	12
DIV. I NON-CONF.		10-11-0	.47619	166	1-3-0	144	190	170	.48762	170	9	9
<hr/>												
TOTALS	RPI 1-25	RPI 26-50		W-L RECORDS		RPI 51-100		RPI 101-150		RPI 150+		
17-24-0	0-5-0	2-3-0		OVERALL		2-7-0		2-1-0		11-8-0		
11-10-0	0-2-0	1-0-0		HOME		0-4-0		2-1-0		8-3-0		
5-12-0	0-3-0	0-3-0		AWAY		2-3-0		0-0-0		3-3-0		
1-2-0	0-0-0	1-0-0		NEUTRAL		0-0-0		0-0-0		0-2-0		
10-11-0	0-5-0	2-1-0		NON-CONFERENCE		1-2-0		2-1-0		5-2-0		
8-3-0	0-2-0	1-0-0		HOME		0-0-0		2-1-0		5-0-0		
1-6-0	0-3-0	0-0-		AWAY		1-2-0		0-0-0		0-0-0		
1-2-0	0-0-0	1-0-0		NEUTRAL		0-0-0		0-0-0		0-2-0		
7-13-0	0-0-0	0-2-0		CONFERENCE		1-5-0		0-0-0		6-6-0		
3-7-0	0-0-0	0-0-0		HOME		0-4-0		0-0-0		3-3-0		
4-6-0	0-0-0	0-2-0		AWAY		1-1-0		0-0-0		3-3-0		
0-0-0	0-0-0	0-0-0		NEUTRAL		0-0-0		0-0-0		0-0-0		
RPI S	Opponent	Score	RPI S	Opponent	Score	RPI S	Opponent	Score	RPI S	Opponent	Score	
12 A	La.-Lafayette	3 4	38 N	South Ala.	5 4	56 A	Southeastern La.	2 15	129 H	Sacred Heart	5 7	
12 H	La.-Lafayette	4 5	39 H	Tulane	2 1	56 A	Southeastern La.	6 5	129 H	Sacred Heart	5 0	
13 A	Mississippi St.	0 5	41 A	Alabama	1 13	56 H	Southeastern La.	8 14	129 H	Sacred Heart	8 7	
13 A	Mississippi St.	0 8	47 A	Lamar	10 14	81 H	Sam Houston St.	8 12	167 H	Central Ark.	6 5	
14 H	LSU	4 9	47 A	Lamar	2 7	81 H	Sam Houston St.	2 4	167 H	Central Ark.	2 7	
						81 H	Sam Houston St.	1 3	167 H	Central Ark.	8 2	
						83 A	Nebraska	2 4	188 N	UMass Lowell	6 9	
						83 A	Nebraska	1 6	188 N	UMass Lowell	2 11	
						83 A	Nebraska	7 1	203 H	Abilene Christian	3 5	
									203 H	Abilene Christian	4 5	
									203 H	Abilene Christian	4 2	
									231 A	A&M-Corpus Christi	4 1	
									231 A	A&M-Corpus Christi	0 8	
									231 A	A&M-Corpus Christi	4 5	
									264 A	Incarnate Word	8 4	
									264 A	Incarnate Word	8 3	
									264 A	Incarnate Word	5 7	
									293 H	Southern U.	9 8	
									300 H	Mississippi Val.	18 2	
									300 H	Mississippi Val.	13 3	
									300 H	Mississippi Val.	15 1	
									300 H	Mississippi Val.	6 1	
			LAST 15 GAMES									
			83 A	Nebraska	2 4	264 A	Incarnate Word	8 3				
			83 A	Nebraska	7 1	264 A	Incarnate Word	5 7				
			83 A	Nebraska	1 6	264 A	Incarnate Word	8 4				
			12 A	La.-Lafayette	3 4							
			167 H	Central Ark.	2 7							

Non-Div. I Games:

Nicholls St.

167 H Central Ark.	6	5
167 H Central Ark.	8	2

N
i
c
h
o
l
l
s
s
t
.

N
i
c
h
o
l
l
s
s
t
.

M
a
n
h
a
t
t
a
n

Manhattan

202 A Marist	2	14
202 A Marist	7	13

RPI	S	Opponent	Score	
265	H	Lehigh	4	6
265	H	Lehigh	10	2
266	A	NYIT	6	4
266	H	NYIT	7	6

Radford

Radford

Radford

174	A	Winthrop	15	8
174	A	Winthrop	2	3

RPI	S	Opponent	Score	
283	H	George Mason	8	7

Radford

R
a
d
f
o
r
d

R
a
d
f
o
r
d

[illegible]

Non-Div. I Games:

Eastern Ky.

238 H SIUE	12	1
238 H SIUE	3	7

E
a
s
t
e
r
n
K
Y
.

E
a
s
t
e
r
n
K
Y
.

Average RPI Win: 175		WON-LOST RECORD	WINNING PCT. RANK	LAST 15 GAMES	STRENGTH OF SCHEDULE	OPP. STRENGTH OF SCHEDULE	TEAM RPI	ADJ RPI	CONF. RPI	ADJ CONF. RPI	
Average RPI Loss: 108											
DIV. I ONLY		14-27-0	.34146 249	4-11-0	145	71	216	.4632 216	7	7	
DIV. I NON-CONF.		9-20-0	.31034 249	0-4-0	168	72	245	.44824 245	7	7	
<hr/>											
TOTALS		RPI 1-25		RPI 26-50		W-L RECORDS		RPI 51-100		RPI 101-150	RPI 150+
14-27-0		0-3-0		1-2-0		OVERALL		1-7-0		4-11-0 8-4-0	
8-12-0		0-1-0		1-2-0		HOME		0-5-0		1-3-0 6-1-0	
5-12-0		0-2-0		0-0-0		AWAY		0-0-0		3-7-0 2-3-0	
1-3-0		0-0-0		0-0-0		NEUTRAL		1-2-0		0-1-0 0-0-0	
9-20-0		0-3-0		0-0-0		NON-CONFERENCE		1-7-0		2-7-0 6-3-0	
6-8-0		0-1-0		0-0-0		HOME		0-5-0		0-1-0 6-1-0	
2-9-0		0-2-0		0-0-		AWAY		0-0-0		2-5-0 0-2-0	
1-3-0		0-0-0		0-0-0		NEUTRAL		1-2-0		0-1-0 0-0-0	
5-7-0		0-0-0		1-2-0		CONFERENCE		0-0-0		2-4-0 2-1-0	
2-4-0		0-0-0		1-2-0		HOME		0-0-0		1-2-0 0-0-0	
3-3-0		0-0-0		0-0-0		AWAY		0-0-0		1-2-0 2-1-0	
0-0-0		0-0-0		0-0-0		NEUTRAL		0-0-0		0-0-0 0-0-0	
RPI S	Opponent	Score		RPI S	Opponent	Score		RPI S	Opponent	Score	
5 A	Ole Miss	7	9	32 H	East Carolina	1	8	54 N	Tennessee	13	8
5 H	Ole Miss	0	7	32 H	East Carolina	6	5	54 N	Tennessee	4	8
13 A	Mississippi St.	1	11	32 H	East Carolina	2	8	54 N	Tennessee	2	5
								67 H	Austin Peay	7	9
								89 H	Missouri St.	4	7
								89 H	Missouri St.	7	8
								89 H	Missouri St.	4	6
								92 H	Arkansas	4	12
								121 H	Arkansas St.	5	11
								124 A	Cincinnati	6	2
								124 A	Cincinnati	4	16
								124 A	Cincinnati	0	1
								126 A	Ga. Southern	2	3
								126 A	Ga. Southern	0	5
								126 A	Ga. Southern	6	4
								128 A	Southern Ill.	7	4
								128 A	Southern Ill.	5	11
								128 A	Southern Ill.	3	5
								133 H	UCF	1	7
								133 H	UCF	2	9
								133 H	UCF	6	1
								144 A	Middle Tenn.	2	8
								144 N	Middle Tenn.	1	3
								166 A	South Fla.	4	3
								166 A	South Fla.	8	3
								166 A	South Fla.	5	7
								205 A	Murray St.	6	10
								225 A	Belmont	6	12
								238 H	SIUE	4	0
								238 H	SIUE	4	2
								238 H	SIUE	11	5
								267 H	Eastern Ill.	9	10
								267 H	Eastern Ill.	2	1
								267 H	Eastern Ill.	23	0
								276 H	Ark.-Pine Bluff	6	5
LAST 15 GAMES				225 A	Belmont	6	12	13 A	Mississippi St.	1	11
				124 A	Cincinnati	6	2	67 H	Austin Peay	7	9
				124 A	Cincinnati	4	16	166 A	South Fla.	5	7
				124 A	Cincinnati	0	1				
				32 H	East Carolina	6	5				

Non-Div. I Games:

Memphis

32 H East Carolina	2	8
32 H East Carolina	1	8

M
e
m
p
h
i
s

M
e
m
p
h
i
s

Average RPI Win: 223		WON-LOST	WINNING	LAST 15	STRENGTH OF		OPP. STRENGTH	TEAM	ADJ		CONF.	ADJ CONF.
Average RPI Loss: 159		RECORD	PCT. RANK	GAMES	SCHEDULE		OF SCHEDULE	RPI	RPI		RPI	RPI
DIV. I ONLY		18-21-0	.46154	179	8-7-0		201	282	217		27	27
DIV. I NON-CONF.		8-11-0	.42105	194	1-2-0		146	288	190		28	28
TOTALS		RPI 1-25	RPI 26-50		W-L RECORDS		RPI 51-100		RPI 101-150		RPI 150+	
18-21-0		0-0-0	0-4-0		OVERALL		2-2-0		4-6-0		12-9-0	
8-10-0		0-0-0	0-4-0		HOME		0-1-0		0-0-0		8-5-0	
8-8-0		0-0-0	0-0-0		AWAY		1-0-0		4-6-0		3-2-0	
2-3-0		0-0-0	0-0-0		NEUTRAL		1-1-0		0-0-0		1-2-0	
8-11-0		0-0-0	0-0-0		NON-CONFERENCE		2-2-0		3-3-0		3-6-0	
2-4-0		0-0-0	0-0-0		HOME		0-1-0		0-0-0		2-3-0	
4-4-0		0-0-0	0-0-		AWAY		1-0-0		3-3-0		0-1-0	
2-3-0		0-0-0	0-0-0		NEUTRAL		1-1-0		0-0-0		1-2-0	
10-10-0		0-0-0	0-4-0		CONFERENCE		0-0-0		1-3-0		9-3-0	
6-6-0		0-0-0	0-4-0		HOME		0-0-0		0-0-0		6-2-0	
4-4-0		0-0-0	0-0-0		AWAY		0-0-0		1-3-0		3-1-0	
0-0-0		0-0-0	0-0-0		NEUTRAL		0-0-0		0-0-0		0-0-0	
RPI S	Opponent	Score	RPI S	Opponent	Score	RPI S	Opponent	Score	RPI S	Opponent	Score	
			35 H	Bryant	1 6	66 A	UConn	8 4	125 A	Rhode Island	1 5	
			35 H	Bryant	0 7	76 H	Hartford	9 11	129 A	Sacred Heart	11 4	
			35 H	Bryant	4 5	87 N	Evansville	9 5	129 A	Sacred Heart	4 5	
			35 H	Bryant	1 8	87 N	Evansville	0 5	129 A	Sacred Heart	2 3	
									129 A	Sacred Heart	4 7	
									130 A	Liberty	5 7	
									130 A	Liberty	1 5	
									150 A	Navy	3 2	
									150 A	Navy	8 1	
									150 A	Navy	9 2	
									182 H	Albany (NY)	1 6	
									219 H	Quinnipiac	5 9	
									232 N	St. Bonaventure	1 8	
									232 N	St. Bonaventure	3 0	
									232 N	St. Bonaventure	2 6	
									243 H	Siena	6 5	
									270 H	LIU Brooklyn	3 1	
									270 H	LIU Brooklyn	13 4	
									270 H	LIU Brooklyn	4 1	
									270 H	LIU Brooklyn	0 2	
									275 H	Iona	5 4	
									275 H	Iona	3 6	
									278 A	Wagner	2 0	
									278 A	Wagner	2 16	
									278 A	Wagner	5 4	
									278 A	Wagner	8 2	
									279 A	Massachusetts	5 6	
LAST 15 GAMES			270 H	LIU Brooklyn	13 4	129 A	Sacred Heart	2 3	278 A	Wagner	2 0	
			270 H	LIU Brooklyn	4 1	129 A	Sacred Heart	11 4	278 A	Wagner	2 16	
			270 H	LIU Brooklyn	3 1	279 A	Massachusetts	5 6	278 A	Wagner	5 4	
			270 H	LIU Brooklyn	0 2				278 A	Wagner	8 2	
			243 H	Siena	6 5				279 A	Massachusetts	5 6	

Non-Div. I Games:

Central Conn. St.

129 A Sacred Heart	4	7
129 A Sacred Heart	4	5

RPI	S	Opponent	Score	
297	H	Mt. St. Mary's	6	0
297	H	Mt. St. Mary's	2	0
297	H	Mt. St. Mary's	4	6
297	H	Mt. St. Mary's	19	4

Central Conn. St.
.
S
t
.

C
e
n
t
r
a
l
C
o
n
n
.
S
t
.

[illegible]

Non-Div. I Games:

The Citadel

131	A	Wofford	8	10
131	A	Wofford	9	10

RPI	S	Opponent	Score	
243	H	Siena	3	2
243	H	Siena	14	2
245	A	Charleston So.	1	18
245	H	Charleston So.	4	3

Average RPI Win:	203	WON-LOST RECORD	WINNING PCT. RANK	LAST 15 GAMES	STRENGTH OF SCHEDULE	OPP. STRENGTH OF SCHEDULE	TEAM RPI	ADJ RPI	CONF. RPI	ADJ CONF. RPI							
DIV. I ONLY		16-22-0	.42105	208	9-6-0	283	150	219	.4616	219	28	28					
DIV. I NON-CONF.		10-16-0	.38462	219	3-3-0	243	98	180	.48444	179	25	25					
<hr/>																	
TOTALS	RPI 1-25	RPI 26-50		W-L RECORDS		RPI 51-100		RPI 101-150		RPI 150+							
16-22-0	0-0-0	0-0-0		OVERALL		3-5-0		1-3-0		12-14-0							
5-2-0	0-0-0	0-0-0		HOME		0-0-0		0-0-0		5-2-0							
11-20-0	0-0-0	0-0-0		AWAY		3-5-0		1-3-0		7-12-0							
0-0-0	0-0-0	0-0-0		NEUTRAL		0-0-0		0-0-0		0-0-0							
<hr/>																	
10-16-0	0-0-0	0-0-0		NON-CONFERENCE		3-5-0		1-3-0		6-8-0							
0-1-0	0-0-0	0-0-0		HOME		0-0-0		0-0-0		0-1-0							
10-15-0	0-0-0	0-0-		AWAY		3-5-0		1-3-0		6-7-0							
0-0-0	0-0-0	0-0-0		NEUTRAL		0-0-0		0-0-0		0-0-0							
<hr/>																	
6-6-0	0-0-0	0-0-0		CONFERENCE		0-0-0		0-0-0		6-6-0							
5-1-0	0-0-0	0-0-0		HOME		0-0-0		0-0-0		5-1-0							
1-5-0	0-0-0	0-0-0		AWAY		0-0-0		0-0-0		1-5-0							
0-0-0	0-0-0	0-0-0		NEUTRAL		0-0-0		0-0-0		0-0-0							
<hr/>																	
RPI	S	Opponent	Score	RPI	S	Opponent	Score	RPI	S	Opponent	Score						
				62 A North Florida				5	6	111 A Seton Hall				2	14		
				62 A North Florida				8	12	111 A Seton Hall				1	4		
				62 A North Florida				3	0	111 A Seton Hall				1	5		
				76 A Hartford				7	5	125 A Rhode Island				2	1		
				94 A FGCU				4	10	182 A Albany (NY)				14	24		
				94 A FGCU				10	9	190 A Northeastern				9	12		
				94 A FGCU				4	8	199 H Yale				6	8		
				94 A FGCU				3	10	200 A Virginia Tech				4	2		
								200 A Virginia Tech				2	5				
								200 A Virginia Tech				3	4				
								200 A Virginia Tech				4	13				
								202 A Marist				2	5				
								202 A Marist				0	6				
								202 A Marist				2	4				
								206 A Bethune-Cookman				3	8				
								213 H Manhattan				5	3				
								213 H Manhattan				10	4				
								213 H Manhattan				11	17				
								217 A Central Conn. St.				9	5				
								229 A Dartmouth				5	4				
								243 A Siena				7	8				
								243 A Siena				7	0				
								243 A Siena				2	3				
								250 A Appalachian St.				7	2				
				250 A Appalachian St.				7	10								
				250 A Appalachian St.				4	3								
				250 A Appalachian St.				3	2								
<hr/>																	
LAST 15 GAMES				190 A Northeastern				9	12	243 A Siena				7	8		
213 H Manhattan				10	4	76 A Hartford				7	5	250 A Appalachian St.				7	2
213 H Manhattan				11	17	243 A Siena				7	8	250 A Appalachian St.				4	3
213 H Manhattan				5	3					250 A Appalachian St.				3	2		
182 A Albany (NY)				14	24												
275 H Iona				3	2												

Non-Div. I Games:

Quinnipiac

275	H	Iona	4	3
275	H	Iona	2	0

RPI	S	Opponent	Score	
275	H	Iona	3	2
275	H	Iona	4	3
275	H	Iona	2	0

Quinnipiac

Q
u
i
n
n
i
p
i
a
c

Q
u
i
n
n
i
p
i
a
c

Average RPI Win: 200		WON-LOST RECORD	WINNING PCT. RANK		LAST 15 GAMES	STRENGTH OF SCHEDULE		OPP. STRENGTH OF SCHEDULE		TEAM RPI	ADJ RPI		CONF. RPI	ADJ CONF. RPI
Average RPI Loss: 168			13-24-0	.35135 245		8-7-0	179	262	221		.46023 220	28		
DIV. I ONLY			8-17-0	.32 245	3-3-0	164	246	231	.45599 231		25	25		
TOTALS		RPI 1-25	RPI 26-50		W-L RECORDS		RPI 51-100		RPI 101-150		RPI 150+			
13-24-0	0-0-0	0-0-0		OVERALL		1-4-0		2-6-0		10-14-0				
6-4-0	0-0-0	0-0-0		HOME		1-1-0		2-1-0		3-2-0				
7-18-0	0-0-0	0-0-0		AWAY		0-3-0		0-5-0		7-10-0				
0-2-0	0-0-0	0-0-0		NEUTRAL		0-0-0		0-0-0		0-2-0				
8-17-0	0-0-0	0-0-0		NON-CONFERENCE		1-4-0		2-6-0		5-7-0				
5-2-0	0-0-0	0-0-0		HOME		1-1-0		2-1-0		2-0-0				
3-13-0	0-0-0	0-0-		AWAY		0-3-0		0-5-0		3-5-0				
0-2-0	0-0-0	0-0-0		NEUTRAL		0-0-0		0-0-0		0-2-0				
5-7-0	0-0-0	0-0-0		CONFERENCE		0-0-0		0-0-0		5-7-0				
1-2-0	0-0-0	0-0-0		HOME		0-0-0		0-0-0		1-2-0				
4-5-0	0-0-0	0-0-0		AWAY		0-0-0		0-0-0		4-5-0				
0-0-0	0-0-0	0-0-0		NEUTRAL		0-0-0		0-0-0		0-0-0				
RPI S	Opponent	Score	RPI S	Opponent	Score	RPI S	Opponent	Score	RPI S	Opponent	Score			
						57 A	High Point	4 6	129 H	Sacred Heart	4 7			
						57 A	High Point	2 4	129 H	Sacred Heart	4 2			
						57 A	High Point	2 10	129 H	Sacred Heart	4 1			
						68 H	Rutgers	3 2	131 A	Wofford	4 12			
						97 H	Princeton	2 7	134 A	Gardner-Webb	2 6			
									134 A	Gardner-Webb	1 6			
									134 A	Gardner-Webb	2 8			
									134 A	Gardner-Webb	2 3			
									159 A	Monmouth	4 8			
									159 A	Monmouth	3 5			
									159 A	Monmouth	0 6			
									163 A	Campbell	11 8			
									163 A	Campbell	3 12			
									191 H	Canisius	0 1			
									191 H	Canisius	5 3			
									191 H	Canisius	5 15			
									201 A	Fairfield	7 6			
									201 A	Fairfield	1 13			
									201 A	Fairfield	6 3			
									222 A	Niagara	0 3			
									222 A	Niagara	14 5			
									222 A	Niagara	9 1			
									233 A	VMI	1 4			
									233 A	VMI	2 5			
									233 A	VMI	2 1			
									236 A	USC Upstate	3 10			
									261 N	Lafayette	3 6			
LAST 15 GAMES						265 A	Lehigh	8 9	233 A	VMI	1 4			
			222 A	Niagara	14 5	129 H	Sacred Heart	4 7	233 A	VMI	2 5			
			222 A	Niagara	9 1	129 H	Sacred Heart	4 2	233 A	VMI	2 1			
			222 A	Niagara	0 3				236 A	USC Upstate	3 10			
			97 H	Princeton	2 7				261 N	Lafayette	3 6			
			191 H	Canisius	5 15									

Non-Div. I Games:

Rider

Rider

191 H Canisius	0	1
191 H Canisius	5	3

Through Games Of April 25, 2016

RPI	S	Opponent	Score	
265	A	Lehigh	8	9
265	H	Lehigh	10	9
281	H	La Salle	5	2
285	N	UNC Asheville	4	19
290	A	Delaware St.	11	7

Rider

R
i
d
e
r

R
i
d
e
r

Average RPI Win:		291	WON-LOST RECORD		WINNING PCT. RANK		LAST 15 GAMES		STRENGTH OF SCHEDULE		OPP. STRENGTH OF SCHEDULE		TEAM RPI		ADJ RPI		CONF. RPI		ADJ CONF. RPI				
DIV. I ONLY			14-19-0		.42424 207		5-6-0		243		272		220		.45915 221		32		32				
DIV. I NON-CONF.			0-13-0		0 296		0-3-0		5		1		239		.44841 244		31		31				
TOTALS		RPI 1-25		RPI 26-50				W-L RECORDS		RPI 51-100				RPI 101-150				RPI 150+					
14-19-0		0-4-0		0-5-0				OVERALL		0-4-0				0-0-0				14-6-0					
5-4-0		0-0-0		0-3-0				HOME		0-0-0				0-0-0				5-1-0					
8-14-0		0-4-0		0-2-0				AWAY		0-4-0				0-0-0				8-4-0					
1-1-0		0-0-0		0-0-0				NEUTRAL		0-0-0				0-0-0				1-1-0					
0-13-0		0-4-0		0-5-0				NON-CONFERENCE		0-4-0				0-0-0				0-0-0					
0-3-0		0-0-0		0-3-0				HOME		0-0-0				0-0-0				0-0-0					
0-10-0		0-4-0		0-0-				AWAY		0-4-0				0-0-0				0-0-0					
0-0-0		0-0-0		0-0-0				NEUTRAL		0-0-0				0-0-0				0-0-0					
14-6-0		0-0-0		0-0-0				CONFERENCE		0-0-0				0-0-0				14-6-0					
5-1-0		0-0-0		0-0-0				HOME		0-0-0				0-0-0				5-1-0					
8-4-0		0-0-0		0-0-0				AWAY		0-0-0				0-0-0				8-4-0					
1-1-0		0-0-0		0-0-0				NEUTRAL		0-0-0				0-0-0				1-1-0					
RPI	S	Opponent		Score		RPI	S	Opponent		Score		RPI	S	Opponent		Score		RPI	S	Opponent		Score	
5	A	Ole Miss		2	15	33	H	Pittsburgh		6	14	74	A	Louisiana Tech		2	10	276	A	Ark.-Pine Bluff		7	8
5	A	Ole Miss		1	6	33	H	Pittsburgh		5	18	74	A	Louisiana Tech		3	7	276	A	Ark.-Pine Bluff		4	12
5	A	Ole Miss		3	7	33	H	Pittsburgh		6	16	92	A	Arkansas		4	14	276	A	Ark.-Pine Bluff		7	1
14	A	LSU		11	14	34	A	Northwestern St.		1	2	92	A	Arkansas		2	3	286	A	Texas Southern		3	2
						42	A	New Orleans		8	11							286	A	Texas Southern		3	5
																		286	H	Texas Southern		5	4
																		286	H	Texas Southern		14	21
																		286	H	Texas Southern		6	4
																		292	A	Alcorn		12	3
																		293	A	Southern U.		16	11
																		293	A	Southern U.		9	5
																		293	A	Southern U.		3	10
																		293	A	Southern U.		11	7
																		293	A	Southern U.		10	8
																		293	A	Southern U.		10	9
																		293	N	Southern U.		15	0
																		296	H	Prairie View		13	6
																		296	H	Prairie View		8	4
																		296	H	Prairie View		11	7
																		296	N	Prairie View		3	4
LAST 15 GAMES																							
						286	A	Texas Southern		3	5	276	A	Ark.-Pine Bluff		7	8						
						286	A	Texas Southern		3	2	276	A	Ark.-Pine Bluff		4	12						
						74	A	Louisiana Tech		3	7	276	A	Ark.-Pine Bluff		7	1						
						14	A	LSU		11	14												
						293	A	Southern U.		16	11												
Non-Div. I Games:		Jarvis Christian		16	6	Manhattan Chrst.		11	0	Manhattan Chrst.		19	0	Manhattan Chrst.		3	2	Grambling					
		Texas Col.		20	7																		

293 A Southern U.	10	8
293 A Southern U.	11	7

G
r
a
m
b
l
i
n
g

G
r
a
m
b
l
i
n
g

Average RPI Win:		238	WON-LOST RECORD		WINNING PCT. RANK		LAST 15 GAMES		STRENGTH OF SCHEDULE		OPP. STRENGTH OF SCHEDULE		TEAM RPI		ADJ RPI		CONF. RPI		ADJ CONF. RPI	
DIV. I ONLY			12-26-1		.32051 261		7-8-0		180		271		222		.45865 222		28		28	
DIV. I NON-CONF.			5-18-1		.22917 274		1-1-0		34		247		201		.47201 201		25		25	
TOTALS		RPI 1-25		RPI 26-50		W-L RECORDS		RPI 51-100		RPI 101-150		RPI 150+								
12-26-1		0-1-0		0-8-0		OVERALL		1-3-0		0-2-0		11-12-1								
2-3-0		0-0-0		0-0-0		HOME		0-0-0		0-0-0		2-3-0								
9-18-1		0-1-0		0-3-0		AWAY		1-2-0		0-2-0		8-8-0								
1-5-0		0-0-0		0-4-0		NEUTRAL		0-1-0		0-0-0		1-0-0								
5-18-1		0-1-0		0-8-0		NON-CONFERENCE		1-3-0		0-2-0		4-4-1								
1-1-0		0-0-0		0-0-0		HOME		0-0-0		0-0-0		1-1-0								
3-12-1		0-1-0		0-0-		AWAY		1-2-0		0-2-0		2-3-1								
1-5-0		0-0-0		0-4-0		NEUTRAL		0-1-0		0-0-0		1-0-0								
7-8-0		0-0-0		0-0-0		CONFERENCE		0-0-0		0-0-0		7-8-0								
1-2-0		0-0-0		0-0-0		HOME		0-0-0		0-0-0		1-2-0								
6-6-0		0-0-0		0-0-0		AWAY		0-0-0		0-0-0		6-6-0								
0-0-0		0-0-0		0-0-0		NEUTRAL		0-0-0		0-0-0		0-0-0								
RPI	S	Opponent		Score		RPI	S	Opponent		Score		RPI	S	Opponent		Score				
8	A	North Carolina St.		1	7	33	N	Pittsburgh		10	19	93	A	Penn St.		4	3			
						33	N	Pittsburgh		4	5	93	A	Penn St.		1	4			
						41	N	Alabama		4	8	93	A	Penn St.		4	16			
						43	A	BYU		3	15	100	N	Ohio St.		7	10			
						43	A	BYU		1	14									
						43	A	BYU		2	14									
						43	A	BYU		10	14									
						44	N	Notre Dame		4	5									
LAST 15 GAMES						LAST 15 GAMES						LAST 15 GAMES								
						220	H	Rider		5	14	201	A	Fairfield		2	3			
						220	H	Rider		1	9	202	A	Marist		7	3			
						220	H	Rider		3	0	202	A	Marist		2	3			
						232	H	St. Bonaventure		3	8	202	A	Marist		1	12			
						232	H	St. Bonaventure		5	3	220	H	Rider		1	9			
												220	H	Rider		5	14			
												220	H	Rider		3	0			
												232	A	St. Bonaventure		1	1			
												232	A	St. Bonaventure		4	3			
												232	H	St. Bonaventure		5	3			
												232	H	St. Bonaventure		3	8			
												234	N	Toledo		4	3			
												243	A	Siena		8	2			
												243	A	Siena		8	4			
												243	A	Siena		0	8			
												271	A	N.C. Central		12	11			
												271	A	N.C. Central		10	13			
												271	A	N.C. Central		6	10			
												271	A	N.C. Central		3	7			
												295	A	Saint Peter's		21	2			
												295	A	Saint Peter's		13	0			
												295	A	Saint Peter's		11	0			

Non-Div. I Games:

Niagara

201 A Fairfield	2	4
201 A Fairfield	3	9

N
i
a
g
a
r
a

N
i
a
g
a
r
a

Average RPI Win: 210		WON-LOST RECORD	WINNING PCT. RANK	LAST 15 GAMES	STRENGTH OF SCHEDULE	OPP. STRENGTH OF SCHEDULE	TEAM RPI	ADJ RPI		CONF. RPI	ADJ CONF. RPI
Average RPI Loss: 184											
DIV. I ONLY		18-19-0	.48649 159	8-7-0	269	240	223	.4582	223	25	25
DIV. I NON-CONF.		9-12-0	.42857 186	2-1-0	267	237	249	.44547	249	23	23
TOTALS		RPI 1-25	RPI 26-50		W-L RECORDS		RPI 51-100		RPI 101-150		RPI 150+
18-19-0	0-0-0		0-0-0		OVERALL		2-5-0		2-1-0		14-13-0
10-5-0	0-0-0		0-0-0		HOME		0-0-0		2-1-0		8-4-0
7-10-0	0-0-0		0-0-0		AWAY		2-5-0		0-0-0		5-5-0
1-4-0	0-0-0		0-0-0		NEUTRAL		0-0-0		0-0-0		1-4-0
9-12-0	0-0-0		0-0-0		NON-CONFERENCE		1-2-0		2-1-0		6-9-0
4-3-0	0-0-0		0-0-0		HOME		0-0-0		2-1-0		2-2-0
4-5-0	0-0-0		0-0-		AWAY		1-2-0		0-0-0		3-3-0
1-4-0	0-0-0		0-0-0		NEUTRAL		0-0-0		0-0-0		1-4-0
9-7-0	0-0-0		0-0-0		CONFERENCE		1-3-0		0-0-0		8-4-0
6-2-0	0-0-0		0-0-0		HOME		0-0-0		0-0-0		6-2-0
3-5-0	0-0-0		0-0-0		AWAY		1-3-0		0-0-0		2-2-0
0-0-0	0-0-0		0-0-0		NEUTRAL		0-0-0		0-0-0		0-0-0
RPI S	Opponent	Score	RPI S	Opponent	Score	RPI S	Opponent	Score	RPI S	Opponent	Score
						62 A	North Florida	3 2	139 H	Binghamton	6 2
						62 A	North Florida	3 5	139 H	Binghamton	0 7
						62 A	North Florida	5 17	139 H	Binghamton	1 0
						97 A	Princeton	5 2	173 N	Holy Cross	4 3
						97 A	Princeton	2 7	173 N	Holy Cross	3 5
						97 A	Princeton	1 5	174 N	Georgetown	6 11
						97 A	Princeton	1 3	174 N	Georgetown	1 9
									174 N	Georgetown	2 4
									199 H	Yale	19 3
									199 H	Yale	3 2
									227 A	Harvard	2 3
									227 A	Harvard	6 5
									229 A	Dartmouth	1 2
									229 A	Dartmouth	11 1
									241 H	Cornell	3 2
									241 H	Cornell	16 5
									241 H	Cornell	13 2
									241 H	Cornell	4 7
									247 A	Villanova	1 6
									247 H	Villanova	4 9
									260 H	Brown	5 8
									260 H	Brown	3 1
						241 H	Cornell	16 5	261 A	Lafayette	12 2
						241 H	Cornell	3 2	261 A	Lafayette	4 5
						241 H	Cornell	4 7	261 A	Lafayette	6 5
						241 H	Cornell	13 2	261 H	Lafayette	1 3
						281 H	La Salle	7 3	261 H	Lafayette	7 5
LAST 15 GAMES											
						97 A	Princeton	1 3	261 A	Lafayette	12 2
						97 A	Princeton	2 7	261 A	Lafayette	4 5
						266 A	NYIT	5 6	261 A	Lafayette	6 5
									261 H	Lafayette	1 3
									261 H	Lafayette	7 5

Non-Div. I Games:

Penn

Penn

97	A	Princeton	5	2
97	A	Princeton	1	5

Through Games Of April 25, 2016

RPI	S	Opponent	Score	
265	A	Lehigh	11	4
266	A	NYIT	5	6
281	H	La Salle	7	3

Penn

P
e
n
n

P
e
n
n

Average RPI Win:		231	WON-LOST RECORD		WINNING PCT. RANK		LAST 15 GAMES		STRENGTH OF SCHEDULE		OPP. STRENGTH OF SCHEDULE		TEAM RPI		ADJ RPI		CONF. RPI		ADJ CONF. RPI	
DIV. I ONLY			20-20-0		.5 143		4-11-0		249		198		224		.458 224		17		17	
DIV. I NON-CONF.			16-15-0		.51613 143		0-6-0		272		208		234		.45284 234		16		16	
TOTALS		RPI 1-25		RPI 26-50		W-L RECORDS		RPI 51-100		RPI 101-150		RPI 150+								
20-20-0		0-1-0		0-6-0		OVERALL		1-4-0		2-1-0		17-8-0								
19-6-0		0-0-0		0-0-0		HOME		1-2-0		2-0-0		16-4-0								
1-14-0		0-1-0		0-6-0		AWAY		0-2-0		0-1-0		1-4-0								
0-0-0		0-0-0		0-0-0		NEUTRAL		0-0-0		0-0-0		0-0-0								
16-15-0		0-1-0		0-6-0		NON-CONFERENCE		0-2-0		2-1-0		14-5-0								
16-3-0		0-0-0		0-0-0		HOME		0-0-0		2-0-0		14-3-0								
0-12-0		0-1-0		0-0-		AWAY		0-2-0		0-1-0		0-2-0								
0-0-0		0-0-0		0-0-0		NEUTRAL		0-0-0		0-0-0		0-0-0								
4-5-0		0-0-0		0-0-0		CONFERENCE		1-2-0		0-0-0		3-3-0								
3-3-0		0-0-0		0-0-0		HOME		1-2-0		0-0-0		2-1-0								
1-2-0		0-0-0		0-0-0		AWAY		0-0-0		0-0-0		1-2-0								
0-0-0		0-0-0		0-0-0		NEUTRAL		0-0-0		0-0-0		0-0-0								
RPI	S	Opponent		Score		RPI	S	Opponent		Score		RPI	S	Opponent		Score				
17	A	Vanderbilt		3 4		28	A	Georgia		8 9		61	H	Jacksonville		0 2				
						28	A	Georgia		0 1		61	H	Jacksonville		9 1				
						28	A	Georgia		2 8		61	H	Jacksonville		5 7				
						40	A	Dallas Baptist		3 10		67	A	Austin Peay		8 11				
						40	A	Dallas Baptist		5 6		78	A	Western Ky.		0 6				
						40	A	Dallas Baptist		1 9										
						LAST 15 GAMES														
						183	A	Kennesaw St.		11 9		225	H	Belmont		3 5				
						183	A	Kennesaw St.		0 4		236	H	USC Upstate		5 4				
						183	A	Kennesaw St.		1 10		236	H	USC Upstate		7 6				
						67	A	Austin Peay		8 11										
						61	H	Jacksonville		9 1										

Non-Div. I Games:

Lipscomb

61	H	Jacksonville	0	2
61	H	Jacksonville	5	7

RPI	S	Opponent	Score	
300	H	Mississippi Val.	16	3

L
i
p
s
c
o
m
b

L
i
p
s
c
o
m
b

Lipscomb

Average RPI Win:	225	WON-LOST RECORD	WINNING PCT. RANK	LAST 15 GAMES	STRENGTH OF SCHEDULE	OPP. STRENGTH OF SCHEDULE	TEAM RPI	ADJ RPI	CONF. RPI	ADJ CONF. RPI		
DIV. I ONLY		23-17-0	.575	97	9-6-0	288	132	225	.45729	225	21	21
DIV. I NON-CONF.		12-10-0	.54545	123	2-2-0	283	161	254	.44416	253	21	21
<hr/>												
TOTALS	RPI 1-25	RPI 26-50		W-L RECORDS		RPI 51-100		RPI 101-150		RPI 150+		
23-17-0	0-1-0	0-0-0		OVERALL		1-5-0		2-5-0		20-6-0		
16-10-0	0-0-0	0-0-0		HOME		1-4-0		0-2-0		15-4-0		
7-6-0	0-0-0	0-0-0		AWAY		0-1-0		2-3-0		5-2-0		
0-1-0	0-1-0	0-0-0		NEUTRAL		0-0-0		0-0-0		0-0-0		
12-10-0	0-1-0	0-0-0		NON-CONFERENCE		0-3-0		1-3-0		11-3-0		
10-7-0	0-0-0	0-0-0		HOME		0-2-0		0-2-0		10-3-0		
2-2-0	0-0-0	0-0-		AWAY		0-1-0		1-1-0		1-0-0		
0-1-0	0-1-0	0-0-0		NEUTRAL		0-0-0		0-0-0		0-0-0		
11-7-0	0-0-0	0-0-0		CONFERENCE		1-2-0		1-2-0		9-3-0		
6-3-0	0-0-0	0-0-0		HOME		1-2-0		0-0-0		5-1-0		
5-4-0	0-0-0	0-0-0		AWAY		0-0-0		1-2-0		4-2-0		
0-0-0	0-0-0	0-0-0		NEUTRAL		0-0-0		0-0-0		0-0-0		
RPI	S	Opponent	Score	RPI	S	Opponent	Score	RPI	S	Opponent	Score	
17	N	Vanderbilt	2 8					67	H	Austin Peay	15 0	
								67	H	Austin Peay	3 6	
								67	H	Austin Peay	5 6	
								78	A	Western Ky.	2 3	
								78	H	Western Ky.	4 10	
								87	H	Evansville	7 13	

Non-Div. I Games:

Belmont

67	H	Austin Peay	3	6
67	H	Austin Peay	5	6

RPI	S	Opponent	Score	
267	A	Eastern Ill.	21	9
267	A	Eastern Ill.	8	9
267	A	Eastern Ill.	6	1
271	H	UT Martin	23	7
271	H	UT Martin	10	8
271	H	UT Martin	7	3

Average RPI Win:	216	WON-LOST	WINNING	LAST 15	STRENGTH OF	OPP. STRENGTH	TEAM	ADJ	CONF.	ADJ CONF.					
Average RPI Loss:	137	RECORD	PCT. RANK	GAMES	SCHEDULE	OF SCHEDULE	RPI	RPI	RPI	RPI					
DIV. I ONLY		14-25-0	.35897	243	8-7-0	210	213	226	.45695	226	24	24			
DIV. I NON-CONF.		5-19-0	.20833	279	1-2-0	80	172	217	.46444	217	24	24			
<hr/>															
TOTALS	RPI 1-25	RPI 26-50		W-L RECORDS		RPI 51-100		RPI 101-150		RPI 150+					
14-25-0	0-2-0	0-0-0		OVERALL		1-10-0		2-3-0		11-10-0					
5-5-0	0-0-0	0-0-0		HOME		0-0-0		1-2-0		4-3-0					
8-15-0	0-2-0	0-0-0		AWAY		0-5-0		1-1-0		7-7-0					
1-5-0	0-0-0	0-0-0		NEUTRAL		1-5-0		0-0-0		0-0-0					
<hr/>															
5-19-0	0-2-0	0-0-0		NON-CONFERENCE		1-10-0		1-1-0		3-6-0					
0-1-0	0-0-0	0-0-0		HOME		0-0-0		0-0-0		0-1-0					
4-13-0	0-2-0	0-0-		AWAY		0-5-0		1-1-0		3-5-0					
1-5-0	0-0-0	0-0-0		NEUTRAL		1-5-0		0-0-0		0-0-0					
<hr/>															
9-6-0	0-0-0	0-0-0		CONFERENCE		0-0-0		1-2-0		8-4-0					
5-4-0	0-0-0	0-0-0		HOME		0-0-0		1-2-0		4-2-0					
4-2-0	0-0-0	0-0-0		AWAY		0-0-0		0-0-0		4-2-0					
0-0-0	0-0-0	0-0-0		NEUTRAL		0-0-0		0-0-0		0-0-0					
<hr/>															
RPI	S	Opponent	Score	RPI	S	Opponent	Score	RPI	S	Opponent	Score	RPI	S	Opponent	Score
17	A	Vanderbilt	2 9					52	N	Boston College	1 2	128	A	Southern Ill.	2 5
23	A	Minnesota	10 12					52	N	Boston College	0 5	128	A	Southern Ill.	1 0
								52	N	Boston College	0 17	147	H	Miami (OH)	0 7
								52	N	Boston College	1 5	147	H	Miami (OH)	0 2
								67	A	Austin Peay	1 14	147	H	Miami (OH)	6 1
								87	A	Evansville	6 8	160	H	Milwaukee	6 7
								87	A	Evansville	2 5	196	A	Ill.-Chicago	5 2
								87	A	Evansville	10 11	205	A	Murray St.	16 29
								90	N	Illinois	3 5	205	A	Murray St.	12 15
								90	N	Illinois	9 3	205	A	Murray St.	4 17
								91	A	Iowa	3 12	205	A	Murray St.	12 10
												225	A	Belmont	4 1
												225	A	Belmont	4 5
												225	A	Belmont	13 15
												239	A	Ohio	2 4
												239	A	Ohio	3 1
												239	A	Ohio	2 0
												254	A	Western Mich.	12 15
												254	A	Western Mich.	17 3
												254	A	Western Mich.	5 2
												257	H	Buffalo	9 2
												257	H	Buffalo	17 7
												257	H	Buffalo	2 7
												263	H	Central Mich.	3 2
												263	H	Central Mich.	9 6
												263	H	Central Mich.	6 7
												263	H	Central Mich.	6 7
					</										

Non-Div. I Games:

Northern Ill.

254 A Western Mich.	17	3
254 A Western Mich.	5	2

N
o
r
t
h
e
r
n
I
l
l
.

N
o
r
t
h
e
r
n
I
l
l
.

Average RPI Win:		221	WON-LOST RECORD		WINNING PCT. RANK		LAST 15 GAMES		STRENGTH OF SCHEDULE		OPP. STRENGTH OF SCHEDULE		TEAM RPI		ADJ RPI		CONF. RPI		ADJ CONF. RPI	
Average RPI Loss:		168	15-21-0		.41667 211		8-7-0		233		226		227		.45646 227		25		25	
DIV. I ONLY			7-13-0		.35 228		0-3-0		188		200		219		.46339 219		23		23	
DIV. I NON-CONF.																				
TOTALS		RPI 1-25		RPI 26-50		W-L RECORDS		RPI 51-100		RPI 101-150		RPI 150+								
15-21-0		0-3-0		1-0-0		OVERALL		0-3-0		0-0-0		14-15-0								
6-5-0		0-0-0		0-0-0		HOME		0-1-0		0-0-0		6-4-0								
5-12-0		0-3-0		1-0-0		AWAY		0-2-0		0-0-0		4-7-0								
4-4-0		0-0-0		0-0-0		NEUTRAL		0-0-0		0-0-0		4-4-0								
7-13-0		0-3-0		1-0-0		NON-CONFERENCE		0-1-0		0-0-0		6-9-0								
1-2-0		0-0-0		0-0-0		HOME		0-1-0		0-0-0		1-1-0								
2-7-0		0-3-0		1-0-		AWAY		0-0-0		0-0-0		1-4-0								
4-4-0		0-0-0		0-0-0		NEUTRAL		0-0-0		0-0-0		4-4-0								
8-8-0		0-0-0		0-0-0		CONFERENCE		0-2-0		0-0-0		8-6-0								
5-3-0		0-0-0		0-0-0		HOME		0-0-0		0-0-0		5-3-0								
3-5-0		0-0-0		0-0-0		AWAY		0-2-0		0-0-0		3-3-0								
0-0-0		0-0-0		0-0-0		NEUTRAL		0-0-0		0-0-0		0-0-0								
RPI	S	Opponent		Score		RPI	S	Opponent		Score		RPI	S	Opponent		Score				
1	A	Florida		5	16	31	A	Wake Forest		6	3	52	H	Boston College		9	11			
1	A	Florida		2	9							97	A	Princeton		5	14			
1	A	Florida		1	3							97	A	Princeton		1	4			
														158 N Richmond		2	9			
														173 A Holy Cross		4	11			
														182 H Albany (NY)		3	2			
														182 H Albany (NY)		0	3			
														190 A Northeastern		2	3			
														199 A Yale		2	3			
														199 A Yale		5	2			
														199 A Yale		6	3			
														199 A Yale		9	1			
														201 A Fairfield		7	1			
														201 A Fairfield		6	8			
														208 H Columbia		11	3			
														208 H Columbia		3	4			
														223 H Penn		5	6			
														223 H Penn		3	2			
														237 N Towson		5	6			
														240 N Army West Point		5	3			
														240 N Army West Point		12	13			
														240 N Army West Point		4	6			
														241 A Cornell		4	6			
														241 A Cornell		1	5			
														260 H Brown		6	0			
														260 H Brown		0	6			
														260 H Brown		2	1			
														260 H Brown		4	3			
														279 A Massachusetts		2	6			
														279 N Massachusetts		5	1			
				LAST 15 GAMES																
				260 H	Brown	6	0	199 A	Yale	6	3	260 H	Brown	0	6					
				260 H	Brown	0	6	199 A	Yale	2	3	260 H	Brown	2	1					
				260 H	Brown	4	3	52 H	Boston College	9	11	260 H	Brown	4	3					
				260 H	Brown	2	1					279 A	Massachusetts	2	6					
				279 A	Massachusetts	2	6					279 N	Massachusetts	5	1					

Non-Div. I Games:

Harvard

199	A	Yale	5	2
199	A	Yale	9	1

RPI	S	Opponent	Score	
279	N	Massachusetts	9	5
295	N	Saint Peter's	7	1

Harvard

H
a
r
v
a
r
d

H
a
r
v
a
r
d

Average RPI Win:	217	WON-LOST RECORD	WINNING PCT. RANK	LAST 15 GAMES	STRENGTH OF SCHEDULE	OPP. STRENGTH OF SCHEDULE	TEAM RPI	ADJ RPI	CONF. RPI	ADJ CONF. RPI	
Average RPI Loss:	189										
DIV. I ONLY		16-21-0	.43243 203	6-8-0	284	261	228	.45522 228	22	22	
DIV. I NON-CONF.		11-8-0	.57895 101	2-0-0	299	293	202	.47148 202	22	22	
<hr/>											
TOTALS	RPI 1-25	RPI 26-50		W-L RECORDS	RPI 51-100		RPI 101-150		RPI 150+		
16-21-0	0-0-0	0-0-0		OVERALL	2-4-0		3-1-0		11-16-0		
2-5-0	0-0-0	0-0-0		HOME	1-2-0		0-0-0		1-3-0		
14-16-0	0-0-0	0-0-0		AWAY	1-2-0		3-1-0		10-13-0		
0-0-0	0-0-0	0-0-0		NEUTRAL	0-0-0		0-0-0		0-0-0		
11-8-0	0-0-0	0-0-0		NON-CONFERENCE	0-0-0		3-1-0		8-7-0		
1-0-0	0-0-0	0-0-0		HOME	0-0-0		0-0-0		1-0-0		
10-8-0	0-0-0	0-0-		AWAY	0-0-0		3-1-0		7-7-0		
0-0-0	0-0-0	0-0-0		NEUTRAL	0-0-0		0-0-0		0-0-0		
5-13-0	0-0-0	0-0-0		CONFERENCE	2-4-0		0-0-0		3-9-0		
1-5-0	0-0-0	0-0-0		HOME	1-2-0		0-0-0		0-3-0		
4-8-0	0-0-0	0-0-0		AWAY	1-2-0		0-0-0		3-6-0		
0-0-0	0-0-0	0-0-0		NEUTRAL	0-0-0		0-0-0		0-0-0		
RPI S	Opponent	Score	RPI S	Opponent	Score	RPI S	Opponent	Score	RPI S	Opponent	Score
						70 A	Oral Roberts	6 3	103 A	Little Rock	6 8
						70 A	Oral Roberts	0 15	103 A	Little Rock	9 6
						70 A	Oral Roberts	2 5	103 A	Little Rock	9 7
						70 H	Oral Roberts	4 2	103 A	Little Rock	4 2
						70 H	Oral Roberts	4 10	181 A	North Dakota St.	1 7
						70 H	Oral Roberts	6 14	181 A	North Dakota St.	5 15
									181 A	North Dakota St.	6 12
									205 A	Murray St.	4 9
									207 A	Omaha	0 7
									207 A	Omaha	7 14
									207 A	Omaha	5 9
									209 H	South Dakota St.	5 18
									209 H	South Dakota St.	3 9
									209 H	South Dakota St.	6 10
									239 A	Ohio	0 5
									239 A	Ohio	2 7
									239 A	Ohio	7 1
									259 A	Western Ill.	11 5
									259 A	Western Ill.	8 1
									259 A	Western Ill.	9 1
									271 A	UT Martin	7 12
									271 A	UT Martin	2 3
									271 A	UT Martin	6 5
									271 A	UT Martin	4 2
									280 A	Butler	1 4
									280 H	Butler	1 0
									291 A	Chicago St.	5 4
Non-Div. I Games:			St. Francis (IN)	3 2	Cleary	5 1	Goshen	10 2	IPFW		

IPFW

259	A	Western Ill.	9	1
280	H	Butler	1	0

Through Games Of April 25, 2016

RPI	S	Opponent	Score	
298	A	Alabama A&M	9	7
298	A	Alabama A&M	7	6
298	A	Alabama A&M	4	6
298	A	Alabama A&M	8	1

IPFW

I
P
F
W

I
P
F
W

Average RPI Win: 224		WON-LOST	WINNING	LAST 15	STRENGTH OF		OPP. STRENGTH	TEAM	ADJ	CONF.	ADJ CONF.
Average RPI Loss: 153		RECORD	PCT. RANK	GAMES	SCHEDULE		OF SCHEDULE	RPI	RPI	RPI	RPI
DIV. I ONLY		14-23-0	.37838	232	8-7-0		218	194	229	.45431	229
DIV. I NON-CONF.		6-15-0	.28571	257	0-1-0		137	125	224	.46175	224
TOTALS		RPI 1-25	RPI 26-50		W-L RECORDS		RPI 51-100		RPI 101-150		RPI 150+
14-23-0	0-3-0	0-0-0		OVERALL		0-6-0		1-1-0		13-13-0	
5-6-0	0-0-0	0-0-0		HOME		0-0-0		0-0-0		5-6-0	
6-11-0	0-3-0	0-0-0		AWAY		0-4-0		1-0-0		5-4-0	
3-6-0	0-0-0	0-0-0		NEUTRAL		0-2-0		0-1-0		3-3-0	
6-15-0	0-3-0	0-0-0		NON-CONFERENCE		0-4-0		1-1-0		5-7-0	
1-2-0	0-0-0	0-0-0		HOME		0-0-0		0-0-0		1-2-0	
2-7-0	0-3-0	0-0-0		AWAY		0-2-0		1-0-0		1-2-0	
3-6-0	0-0-0	0-0-0		NEUTRAL		0-2-0		0-1-0		3-3-0	
8-8-0	0-0-0	0-0-0		CONFERENCE		0-2-0		0-0-0		8-6-0	
4-4-0	0-0-0	0-0-0		HOME		0-0-0		0-0-0		4-4-0	
4-4-0	0-0-0	0-0-0		AWAY		0-2-0		0-0-0		4-2-0	
0-0-0	0-0-0	0-0-0		NEUTRAL		0-0-0		0-0-0		0-0-0	
RPI S	Opponent	Score		RPI S	Opponent	Score		RPI S	Opponent	Score	
1 A	Florida	0	7					145 N	Bradley	2	7
1 A	Florida	6	8					148 A	Stetson	2	1
1 A	Florida	3	4					166 A	South Fla.	1	0
								166 A	South Fla.	0	4
								166 A	South Fla.	0	4
								173 H	Holy Cross	2	1
								188 H	UMass Lowell	6	11
								199 H	Yale	3	4
								199 H	Yale	3	5
								199 H	Yale	6	7
								199 H	Yale	10	4
								208 H	Columbia	3	1
								208 H	Columbia	7	6
								219 H	Quinnipiac	4	5
								223 H	Penn	2	1
								223 H	Penn	1	11
								241 A	Cornell	3	1
								241 A	Cornell	9	3
								247 N	Villanova	1	14
								260 A	Brown	0	2
								260 A	Brown	2	4
								260 A	Brown	4	3
								260 A	Brown	15	0
								265 N	Lehigh	4	5
								265 N	Lehigh	7	15
								265 N	Lehigh	5	4
								268 N	Maine	4	2
				LAST 15 GAMES							
				199 H	Yale	10	4	260 A	Brown	15	0
				199 H	Yale	3	4	260 A	Brown	4	3
				199 H	Yale	3	5	260 A	Brown	2	4
				199 H	Yale	6	7				
				241 A	Cornell	9	3				

Non-Div. I Games:

Dartmouth

241	A	Cornell	3	1
260	A	Brown	0	2

RPI	S	Opponent	Score	
277	N	Bucknell	6	4

Dartmouth

D
a
r
t
m
o
u
t
h

D
a
r
t
m
o
u
t
h

Average RPI Win:		218	WON-LOST RECORD		WINNING PCT. RANK		LAST 15 GAMES		STRENGTH OF SCHEDULE		OPP. STRENGTH OF SCHEDULE		TEAM RPI		ADJ RPI		CONF. RPI		ADJ CONF. RPI	
Average RPI Loss:		140																		
DIV. I ONLY			13-27-0		.325 257		7-8-0		208		205		231		.45325 230		15		15	
DIV. I NON-CONF.			9-17-0		.34615 231		3-0-0		221		250		223		.46211 223		15		15	
TOTALS		RPI 1-25		RPI 26-50		W-L RECORDS		RPI 51-100		RPI 101-150		RPI 150+								
13-27-0		0-3-0		0-0-0		OVERALL		3-3-0		0-6-0		10-15-0								
4-5-0		0-0-0		0-0-0		HOME		3-0-0		0-0-0		1-5-0								
9-18-0		0-3-0		0-0-0		AWAY		0-3-0		0-2-0		9-10-0								
0-4-0		0-0-0		0-0-0		NEUTRAL		0-0-0		0-4-0		0-0-0								
9-17-0		0-3-0		0-0-0		NON-CONFERENCE		0-3-0		0-4-0		9-7-0								
1-2-0		0-0-0		0-0-0		HOME		0-0-0		0-0-0		1-2-0								
8-11-0		0-3-0		0-0-		AWAY		0-3-0		0-0-0		8-5-0								
0-4-0		0-0-0		0-0-0		NEUTRAL		0-0-0		0-4-0		0-0-0								
4-10-0		0-0-0		0-0-0		CONFERENCE		3-0-0		0-2-0		1-8-0								
3-3-0		0-0-0		0-0-0		HOME		3-0-0		0-0-0		0-3-0								
1-7-0		0-0-0		0-0-0		AWAY		0-0-0		0-2-0		1-5-0								
0-0-0		0-0-0		0-0-0		NEUTRAL		0-0-0		0-0-0		0-0-0								
RPI	S	Opponent		Score		RPI	S	Opponent		Score		RPI	S	Opponent		Score				
4	A	Texas A&M		2	5			53	H	Col. of Charleston		3	1	102	N	Missouri		2	12	
4	A	Texas A&M		0	5			53	H	Col. of Charleston		4	3	102	N	Missouri		4	11	
4	A	Texas A&M		4	15			53	H	Col. of Charleston		8	7	102	N	Missouri		0	8	
								100	A	Ohio St.		2	4	102	N	Missouri		2	3	
								100	A	Ohio St.		1	12	115	A	William & Mary		6	14	
								100	A	Ohio St.		1	2	115	A	William & Mary		10	15	
														153	A	Longwood		3	4	
														153	A	Longwood		0	2	
														153	A	Longwood		5	6	
														159	H	Monmouth		4	5	
														178	H	Delaware		3	13	
														178	H	Delaware		4	8	
														178	H	Delaware		4	8	
														192	H	Fordham		6	7	
														198	A	Elon		5	10	
														198	A	Elon		2	7	
														198	A	Elon		8	14	
														201	A	Fairfield		4	5	
														213	A	Manhattan		1	5	
														213	H	Manhattan		14	4	
														237	A	Towson		7	3	
														237	A	Towson		2	4	
														237	A	Towson		4	15	
														240	A	Army West Point		14	8	
														253	A	Fairleigh Dickinson		4	1	
														266	A	NYIT		3	1	
														270	A	LIU Brooklyn		12	6	
LAST 15 GAMES																				
198	A	Elon		5	10	213	H	Manhattan		14	4									
198	A	Elon		2	7	178	H	Delaware		4	8									
198	A	Elon		8	14	178	H	Delaware		3	13									
270	A	LIU Brooklyn		12	6															
53	H	Col. of Charleston		8	7															

Non-Div. I Games:

Hofstra

53	H	Col. of Charleston	3	1
53	H	Col. of Charleston	4	3

RPI	S	Opponent	Score	
295	A	Saint Peter's	11	4
299	A	Coppin St.	17	0
299	A	Coppin St.	15	0
299	A	Coppin St.	17	4

Hofstra

H
o
f
s
t
r
a

H
o
f
s
t
r
a

[illegible]

Non-Div. I Games:	Houston-Victoria	15	5	Houston-Victoria	5	9
-------------------	------------------	----	---	------------------	---	---

A&M-Corpus Christi

203 A Abilene Christian	0	4
203 A Abilene Christian	11	4

A
&
M
-
C
o
r
p
u
s
C
h
r
i
s
t
i

A
&
M
-
C
o
r
p
u
s
C
h
r
i
s
t
i

Average RPI Win:	252	WON-LOST RECORD	WINNING PCT. RANK	LAST 15 GAMES	STRENGTH OF SCHEDULE	OPP. STRENGTH OF SCHEDULE	TEAM RPI	ADJ RPI	CONF. RPI	ADJ CONF. RPI	
Average RPI Loss:	188										
DIV. I ONLY	17-16-1	.51471	135	7-8-0	293	250	233	.45273	232	23	23
DIV. I NON-CONF.	13-8-1	.61364	80	3-3-0	300	266	228	.45857	228	27	27
<hr/>											
TOTALS	RPI 1-25	RPI 26-50	W-L RECORDS		RPI 51-100	RPI 101-150		RPI 150+			
17-16-1	0-0-0	0-0-0	OVERALL		0-3-0	0-3-0		17-10-1			
5-2-1	0-0-0	0-0-0	HOME		0-0-0	0-0-0		5-2-1			
6-13-0	0-0-0	0-0-0	AWAY		0-3-0	0-3-0		6-7-0			
6-1-0	0-0-0	0-0-0	NEUTRAL		0-0-0	0-0-0		6-1-0			
13-8-1	0-0-0	0-0-0	NON-CONFERENCE		0-0-0	0-0-0		13-8-1			
3-1-1	0-0-0	0-0-0	HOME		0-0-0	0-0-0		3-1-1			
4-6-0	0-0-0	0-0-	AWAY		0-0-0	0-0-0		4-6-0			
6-1-0	0-0-0	0-0-0	NEUTRAL		0-0-0	0-0-0		6-1-0			
4-8-0	0-0-0	0-0-0	CONFERENCE		0-3-0	0-3-0		4-2-0			
2-1-0	0-0-0	0-0-0	HOME		0-0-0	0-0-0		2-1-0			
2-7-0	0-0-0	0-0-0	AWAY		0-3-0	0-3-0		2-1-0			
0-0-0	0-0-0	0-0-0	NEUTRAL		0-0-0	0-0-0		0-0-0			
RPI S	Opponent	Score	RPI S	Opponent	Score	RPI S	Opponent	Score	RPI S	Opponent	Score
						88 A VCU	5 6		125 A Rhode Island	3 6	
						88 A VCU	1 4		125 A Rhode Island	1 3	
						88 A VCU	2 3		125 A Rhode Island	1 4	
									181 N North Dakota St.	6 1	
									181 N North Dakota St.	2 0	
									193 A James Madison	1 4	
									193 A James Madison	5 7	
									217 N Central Conn. St.	6 2	
									217 N Central Conn. St.	0 3	
									217 N Central Conn. St.	8 1	
									222 A Niagara	3 5	
									222 A Niagara	8 3	
									222 H Niagara	3 4	
									222 H Niagara	1 1	
									247 A Villanova	3 7	
									247 A Villanova	2 5	
									257 H Buffalo	2 1	
									257 H Buffalo	9 2	
									258 A Dayton	6 3	
									258 A Dayton	12 13	
									258 A Dayton	4 3	
									268 N Maine	9 2	
						125 A Rhode Island	3 6	222 A Niagara	3 5	268 N Maine	4 3
						125 A Rhode Island	1 3	279 H Massachusetts	7 3	277 H Bucknell	6 4
						125 A Rhode Island	1 4	279 H Massachusetts	5 3	279 H Massachusetts	5 3
						258 A Dayton	12 13			279 H Massachusetts	2 3
						258 A Dayton	6 3			279 H Massachusetts	7 3

Non-Div. I Games:

St. Bonaventure

258	A	Dayton	4	3
222	A	Niagara	8	3




RPI	S	Opponent	Score	
288	A	Savannah St.	10	1
288	A	Savannah St.	9	2
288	A	Savannah St.	1	7
288	A	Savannah St.	7	4

St. Bonaventure

S
t
.
B
o
n
a
v
e
n
t
u
r
e

S
t
.
B
o
n
a
v
e
n
t
u
r
e

V
M
I

 Tie,  Loss,  Non-Conf, S Site, H Home, A Away, N Neutral Page 465

104	A	Mercer	4	3
104	A	Mercer	6	10

RPI	S	Opponent	Score	
220	H	Rider	5	2
261	H	Lafayette	8	2
261	H	Lafayette	4	2
261	H	Lafayette	8	5
283	H	George Mason	20	17
294	H	UMES	7	3
294	H	UMES	14	1
294	H	UMES	23	2

V
M
I

V
M
I

Average RPI Win: 169		WON-LOST RECORD		WINNING PCT. RANK		LAST 15 GAMES		STRENGTH OF SCHEDULE		OPP. STRENGTH OF SCHEDULE		TEAM RPI		ADJ RPI		CONF. RPI		ADJ CONF. RPI	
DIV. I ONLY		9-31-1		.23171 289		5-10-0		142		191		235		.45178 234		24		24	
DIV. I NON-CONF.		5-23-1		.18966 285		2-4-0		71		118		213		.46595 213		24		24	
TOTALS		RPI 1-25		RPI 26-50		W-L RECORDS		RPI 51-100		RPI 101-150		RPI 150+							
9-31-1		0-2-0		0-2-0		OVERALL		3-11-1		1-3-0		5-13-0							
1-4-0		0-0-0		0-0-0		HOME		0-1-0		0-0-0		1-3-0							
8-24-0		0-2-0		0-1-0		AWAY		3-9-0		1-3-0		4-9-0							
0-3-1		0-0-0		0-1-0		NEUTRAL		0-1-1		0-0-0		0-1-0							
5-23-1		0-2-0		0-2-0		NON-CONFERENCE		2-9-1		1-3-0		2-7-0							
0-2-0		0-0-0		0-0-0		HOME		0-1-0		0-0-0		0-1-0							
5-18-0		0-2-0		0-0-		AWAY		2-7-0		1-3-0		2-5-0							
0-3-1		0-0-0		0-1-0		NEUTRAL		0-1-1		0-0-0		0-1-0							
4-8-0		0-0-0		0-0-0		CONFERENCE		1-2-0		0-0-0		3-6-0							
1-2-0		0-0-0		0-0-0		HOME		0-0-0		0-0-0		1-2-0							
3-6-0		0-0-0		0-0-0		AWAY		1-2-0		0-0-0		2-4-0							
0-0-0		0-0-0		0-0-0		NEUTRAL		0-0-0		0-0-0		0-0-0							
RPI	S	Opponent		Score		RPI	S	Opponent		Score		RPI	S	Opponent		Score			
6	A	Florida St.		2	3	33	N	Pittsburgh		2	7	61	A	Jacksonville		1	5		
25	A	Michigan		1	2	44	A	Notre Dame		3	10	61	A	Jacksonville		6	1		
												61	A	Jacksonville		1	2		
												63	A	Duke		1	2		
												63	A	Duke		1	6		
												63	A	Duke		2	3		
												73	A	Wright St.		9	3		
												73	A	Wright St.		1	8		
												73	H	Wright St.		5	11		
												84	A	Kent St.		0	3		
												84	A	Kent St.		1	2		
												84	A	Kent St.		4	1		
												100	A	Ohio St.		8	9		
												100	N	Ohio St.		1	7		
												100	N	Ohio St.		5	5		
																</			

Non-Div. I Games:

Toledo

73 H	Wright St.	5	11
73 A	Wright St.	9	3

T
o
l
e
d
o

T
o
l
e
d
o

Average RPI Win: 198		WON-LOST	WINNING	LAST 15	STRENGTH OF		OPP. STRENGTH	TEAM	ADJ	CONF.	ADJ CONF.
Average RPI Loss: 112		RECORD	PCT. RANK	GAMES	SCHEDULE		OF SCHEDULE	RPI	RPI	RPI	RPI
DIV. I ONLY		17-20-0	.45946	181	6-9-0		230	133	232	.45137	235
DIV. I NON-CONF.		10-9-0	.52632	134	1-2-0		256	270	250	.44362	255
TOTALS		RPI 1-25	RPI 26-50		W-L RECORDS		RPI 51-100		RPI 101-150		RPI 150+
17-20-0		1-7-0	0-0-0		OVERALL		0-1-0		7-8-0		9-4-0
14-11-0		1-3-0	0-0-0		HOME		0-1-0		4-3-0		9-4-0
3-9-0		0-4-0	0-0-0		AWAY		0-0-0		3-5-0		0-0-0
0-0-0		0-0-0	0-0-0		NEUTRAL		0-0-0		0-0-0		0-0-0
10-9-0		1-4-0	0-0-0		NON-CONFERENCE		0-1-0		2-1-0		7-3-0
9-7-0		1-3-0	0-0-0		HOME		0-1-0		1-0-0		7-3-0
1-2-0		0-1-0	0-0-		AWAY		0-0-0		1-1-0		0-0-0
0-0-0		0-0-0	0-0-0		NEUTRAL		0-0-0		0-0-0		0-0-0
7-11-0		0-3-0	0-0-0		CONFERENCE		0-0-0		5-7-0		2-1-0
5-4-0		0-0-0	0-0-0		HOME		0-0-0		3-3-0		2-1-0
2-7-0		0-3-0	0-0-0		AWAY		0-0-0		2-4-0		0-0-0
0-0-0		0-0-0	0-0-0		NEUTRAL		0-0-0		0-0-0		0-0-0
RPI S	Opponent	Score	RPI S	Opponent	Score	RPI S	Opponent	Score	RPI S	Opponent	Score
12 A	La.-Lafayette	1 4				88 H	VCU	6 8	103 A	Little Rock	7 5
12 A	La.-Lafayette	3 7							103 A	Little Rock	2 15
12 A	La.-Lafayette	2 4							103 A	Little Rock	7 9
22 A	Georgia Tech	6 11							104 A	Mercer	10 6
22 H	Georgia Tech	5 11							104 H	Mercer	4 3
23 H	Minnesota	4 3							107 A	Auburn	4 7
23 H	Minnesota	0 3							114 H	UT Arlington	8 7
23 H	Minnesota	6 11							114 H	UT Arlington	16 18
									114 H	UT Arlington	5 9
									121 H	Arkansas St.	5 4
									121 H	Arkansas St.	14 6
									121 H	Arkansas St.	1 11
									142 A	La.-Monroe	3 5
									142 A	La.-Monroe	7 3
									142 A	La.-Monroe	0 14
									250 H	Appalachian St.	5 4
									250 H	Appalachian St.	10 0
									250 H	Appalachian St.	5 6
									254 H	Western Mich.	3 2
									256 H	Purdue	3 5
									288 H	Savannah St.	6 10
									288 H	Savannah St.	4 1
									289 H	Jackson St.	11 5
									289 H	Jackson St.	12 13
									299 H	Coppin St.	13 0
									299 H	Coppin St.	17 0
									299 H	Coppin St.	12 0
LAST 15 GAMES			LAST 15 GAMES			LAST 15 GAMES			LAST 15 GAMES		
250 H	Appalachian St.	5 4	103 A	Little Rock	7 9	250 H	Appalachian St.	5 6	103 A	Little Rock	2 15
250 H	Appalachian St.	10 0	103 A	Little Rock	7 5	250 H	Appalachian St.	10 0	103 A	Little Rock	7 5
22 H	Georgia Tech	5 11				22 H	Georgia Tech	5 11			
142 A	La.-Monroe	3 5				142 A	La.-Monroe	3 5			

Non-Div. I Games: Fairmont St. 8 5 Fairmont St. 1 2

Georgia St.

Georgia St.

142	A	La.-Monroe	0	14
142	A	La.-Monroe	7	3

Through Games Of April 25, 2016

RPI	S	Opponent	Score	
299	H	Coppin St.	22	4

Georgia St.

G
e
o
r
g
i
a
S
t
.

G
e
o
r
g
i
a
S
t
.

Average RPI Win:		211	WON-LOST RECORD		WINNING PCT. RANK		LAST 15 GAMES		STRENGTH OF SCHEDULE		OPP. STRENGTH OF SCHEDULE		TEAM RPI		ADJ RPI		CONF. RPI		ADJ CONF. RPI				
DIV. I ONLY			18-23-0		.43902 199		5-10-0		246		165		236		.45015 236		17		17				
DIV. I NON-CONF.			17-13-0		.56667 111		4-1-0		245		140		192		.47757 192		16		16				
TOTALS		RPI 1-25		RPI 26-50		W-L RECORDS		RPI 51-100		RPI 101-150		RPI 150+											
18-23-0		0-1-0		0-3-0		OVERALL		0-1-0		3-4-0		15-14-0											
13-11-0		0-1-0		0-0-0		HOME		0-1-0		2-0-0		11-9-0											
5-12-0		0-0-0		0-3-0		AWAY		0-0-0		1-4-0		4-5-0											
0-0-0		0-0-0		0-0-0		NEUTRAL		0-0-0		0-0-0		0-0-0											
17-13-0		0-1-0		0-3-0		NON-CONFERENCE		0-1-0		3-1-0		14-7-0											
13-8-0		0-1-0		0-0-0		HOME		0-1-0		2-0-0		11-6-0											
4-5-0		0-0-0		0-0-		AWAY		0-0-0		1-1-0		3-1-0											
0-0-0		0-0-0		0-0-0		NEUTRAL		0-0-0		0-0-0		0-0-0											
1-10-0		0-0-0		0-0-0		CONFERENCE		0-0-0		0-3-0		1-7-0											
0-3-0		0-0-0		0-0-0		HOME		0-0-0		0-0-0		0-3-0											
1-7-0		0-0-0		0-0-0		AWAY		0-0-0		0-3-0		1-4-0											
0-0-0		0-0-0		0-0-0		NEUTRAL		0-0-0		0-0-0		0-0-0											
RPI	S	Opponent		Score		RPI	S	Opponent		Score		RPI	S	Opponent		Score							
3	H	South Carolina		6	12	36	A	Kentucky		3	5	87	H	Evansville		2	5	131	A	Wofford		3	6
						36	A	Kentucky		1	3							131	H	Wofford		2	0
						36	A	Kentucky		0	3							134	A	Gardner-Webb		3	0
																		134	H	Gardner-Webb		7	4
																		148	A	Stetson		5	9
																		148	A	Stetson		3	9
																		148	A	Stetson		2	9
																		155	A	Furman		11	3
																		155	H	Furman		8	2
																		159	H	Monmouth		7	1
																		162	H	Presbyterian		5	6
																		168	H	Stony Brook		8	6
																		171	H	Xavier		1	6
																		171	H	Xavier		2	3
																		171	H	Xavier		7	8
																		183	H	Kennesaw St.		5	6
																		183	H	Kennesaw St.		6	8
																		183	H	Kennesaw St.		9	14
																		214	H	Radford		5	7
																		214	H	Radford		2	13
																		218	A	The Citadel		7	1
																		218	H	The Citadel		14	1
																		220	H	Rider		10	3
																		224	A	Lipscomb		6	7
																		224	A	Lipscomb		4	5
																		224	A	Lipscomb		7	6
																		242	A	NJIT		6	8

183 H Kennesaw St.	9	14
183 H Kennesaw St.	6	8

RPI	S	Opponent	Score	
242	A	NJIT	2	4
245	A	Charleston So.	1	3
245	H	Charleston So.	11	6
258	H	Dayton	6	4
261	H	Lafayette	8	4
261	H	Lafayette	8	7
283	H	George Mason	5	4
285	A	UNC Asheville	9	3
285	H	UNC Asheville	9	3

Average RPI Win: 220		WON-LOST RECORD	WINNING PCT. RANK	LAST 15 GAMES	STRENGTH OF SCHEDULE	OPP. STRENGTH OF SCHEDULE	TEAM RPI	ADJ RPI	CONF. RPI	ADJ CONF. RPI		
Average RPI Loss: 158												
DIV. I ONLY		14-27-0	.34146 249	4-11-0	192	249	237	.44926 237	15	15		
DIV. I NON-CONF.		9-20-0	.31034 249	0-4-0	202	285	255	.44374 254	15	15		
<hr/>												
TOTALS		RPI 1-25		RPI 26-50		W-L RECORDS		RPI 51-100		RPI 101-150		RPI 150+
14-27-0		0-0-0		0-6-0		OVERALL		0-0-0		1-3-0		13-18-0
8-6-0		0-0-0		0-0-0		HOME		0-0-0		1-3-0		7-3-0
4-21-0		0-0-0		0-6-0		AWAY		0-0-0		0-0-0		4-15-0
2-0-0		0-0-0		0-0-0		NEUTRAL		0-0-0		0-0-0		2-0-0
9-20-0		0-0-0		0-3-0		NON-CONFERENCE		0-0-0		1-3-0		8-14-0
3-5-0		0-0-0		0-0-0		HOME		0-0-0		1-3-0		2-2-0
4-15-0		0-0-0		0-0-		AWAY		0-0-0		0-0-0		4-12-0
2-0-0		0-0-0		0-0-0		NEUTRAL		0-0-0		0-0-0		2-0-0
5-7-0		0-0-0		0-3-0		CONFERENCE		0-0-0		0-0-0		5-4-0
5-1-0		0-0-0		0-0-0		HOME		0-0-0		0-0-0		5-1-0
0-6-0		0-0-0		0-3-0		AWAY		0-0-0		0-0-0		0-3-0
0-0-0		0-0-0		0-0-0		NEUTRAL		0-0-0		0-0-0		0-0-0
RPI	S	Opponent	Score	RPI	S	Opponent	Score	RPI	S	Opponent	Score	
				26	A	UNCW	2 7			125	H Rhode Island 7 1	
				26	A	UNCW	2 6			125	H Rhode Island 2 7	
				26	A	UNCW	4 11			125	H Rhode Island 4 9	
				29	A	Virginia	3 4			150	H Navy 5 6	
				29	A	Virginia	8 10			158	N Richmond 3 2	
				31	A	Wake Forest	4 8			162	A Presbyterian 2 6	
										162	A Presbyterian 5 7	
										162	A Presbyterian 5 11	
										177	A New Mexico St. 3 17	
										177	A New Mexico St. 5 8	
										177	A New Mexico St. 8 9	
										183	A Kennesaw St. 8 11	
										183	A Kennesaw St. 6 5	
										183	A Kennesaw St. 7 6	
										193	H James Madison 3 2	
										193	H James Madison 8 4	
										193	H James Madison 6 4	
										198	A Elon 6 7	
										198	A Elon 8 9	
										198	A Elon 2 5	
										204	A UMBC 3 12	
										204	H UMBC 3 4	
				26	A	UNCW	4 11	204	H	UMBC	3 4	
				26	A	UNCW	2 6	210	H	George Washington	2 10	
				26	A	UNCW	2 7	210	H	George Washington	2 10	
				210	A	George Washington	2 7	193	H	James Madison	8 4	
				198	A	Elon	2 5			227	N Harvard 6 5	
										230	H Hofstra 3 7	
										230	H Hofstra 15 4	

Non-Div. I Games:

Towson

Towson

198	A	Elon	6	7
198	A	Elon	8	9

Through Games Of April 25, 2016

RPI	S	Opponent	Score	
230	H	Hofstra	4	2
283	A	George Mason	3	10
284	A	Norfolk St.	7	13
284	A	Norfolk St.	7	12
284	A	Norfolk St.	6	3
290	A	Delaware St.	8	1
297	H	Mt. St. Mary's	8	7
299	H	Coppin St.	8	7

Towson

T
O
W
S
O
N

T
O
W
S
O
N

S
I
U
E

Tie, Loss, Non-Conf, S Site, H Home, A Away, N Neutral Page 475

215 A Eastern Ky.	7	3
215 A Eastern Ky.	4	8

S
I
U
E

S
I
U
E

Non-Div. I Games:

Tie, Loss, Non-Conf,S Site, H Home, A Away, N Neutral Page 477

255	A	Bowling Green	2	6
255	A	Bowling Green	4	5

RPI	S	Opponent	Score	
257	H	Buffalo	3	1
257	H	Buffalo	6	5
257	H	Buffalo	3	9
258	A	Dayton	4	3
285	A	UNC Asheville	5	7
285	A	UNC Asheville	14	8
285	A	UNC Asheville	12	5

Ohio

O
h
i
o

O
h
i
o

Average RPI Win: 201		WON-LOST	WINNING	LAST 15	STRENGTH OF		OPP. STRENGTH	TEAM	ADJ		CONF.	ADJ CONF.			
Average RPI Loss: 183		RECORD	PCT. RANK	GAMES	SCHEDULE		OF SCHEDULE	RPI	RPI		RPI	RPI			
DIV. I ONLY		14-28-0	.33333	253	4-11-0		160	280	241		.44714	240			
DIV. I NON-CONF.		9-17-0	.34615	231	0-3-0		134	284	216		.46459	216			
TOTALS		RPI 1-25	RPI 26-50		W-L RECORDS		RPI 51-100		RPI 101-150		RPI 150+				
14-28-0		0-0-0	1-3-0		OVERALL		0-2-0		2-6-0		11-17-0				
3-11-0		0-0-0	0-0-0		HOME		0-0-0		0-1-0		3-10-0				
5-12-0		0-0-0	1-2-0		AWAY		0-0-0		2-5-0		2-5-0				
6-5-0		0-0-0	0-1-0		NEUTRAL		0-2-0		0-0-0		6-2-0				
9-17-0		0-0-0	1-3-0		NON-CONFERENCE		0-2-0		2-2-0		6-10-0				
0-6-0		0-0-0	0-0-0		HOME		0-0-0		0-1-0		0-5-0				
3-6-0		0-0-0	1-0-		AWAY		0-0-0		2-1-0		0-3-0				
6-5-0		0-0-0	0-1-0		NEUTRAL		0-2-0		0-0-0		6-2-0				
5-11-0		0-0-0	0-0-0		CONFERENCE		0-0-0		0-4-0		5-7-0				
3-5-0		0-0-0	0-0-0		HOME		0-0-0		0-0-0		3-5-0				
2-6-0		0-0-0	0-0-0		AWAY		0-0-0		0-4-0		2-2-0				
0-0-0		0-0-0	0-0-0		NEUTRAL		0-0-0		0-0-0		0-0-0				
RPI	S	Opponent	Score	RPI	S	Opponent	Score	RPI	S	Opponent	Score	RPI	S	Opponent	Score
				35	N	Bryant	1 6	93	N	Penn St.	4 5	111	A	Seton Hall	0 11
				46	A	UNCG	6 10	93	N	Penn St.	0 11	111	A	Seton Hall	8 2
				46	A	UNCG	6 4					111	H	Seton Hall	4 9
				46	A	UNCG	2 16					144	A	Middle Tenn.	9 1
												150	A	Navy	1 3
												150	A	Navy	3 7
												150	A	Navy	2 3
												150	A	Navy	2 6
												159	N	Monmouth	6 5
												173	A	Holy Cross	3 0
												173	A	Holy Cross	2 6
												173	A	Holy Cross	3 6
												173	A	Holy Cross	6 1
												181	N	North Dakota St.	6 3
												188	H	UMass Lowell	5 7
												208	H	Columbia	3 13
												213	H	Manhattan	2 3
												224	A	Lipscomb	6 8
												225	A	Belmont	7 20
												227	N	Harvard	6 4
												227	N	Harvard	3 5
												227	N	Harvard	13 12
												230	H	Hofstra	8 14
												243	H	Siena	6 13
												261	H	Lafayette	3 6
												261	H	Lafayette	2 11
												261	H	Lafayette	0 4
LAST 15 GAMES															
				150	A	Navy	1 3	173	A	Holy Cross	6 1	230	H	Hofstra	8 14
				150	A	Navy	3 7	173	A	Holy Cross	3 6	243	H	Siena	6 13
				150	A	Navy	2 6	213	H	Manhattan	2 3	261	H	Lafayette	3 6
				150	A	Navy	2 3					261	H	Lafayette	2 11
				266	A	NYIT	2 3					261	H	Lafayette	0 4

Non-Div. I Games:

Army West Point

173	A	Holy Cross	3	0
173	A	Holy Cross	2	6

RPI	S	Opponent	Score	
261	H	Lafayette	9	3
266	A	NYIT	2	3
277	H	Bucknell	2	6
277	H	Bucknell	7	4
277	H	Bucknell	2	4
277	H	Bucknell	3	2
279	N	Massachusetts	10	3
279	N	Massachusetts	6	5
279	N	Massachusetts	2	6

Army West Point

A
r
m
y
W
e
s
t
P
o
i
n
t

A
r
m
y
W
e
s
t
P
o
i
n
t

Average RPI Win:	209	WON-LOST RECORD	WINNING PCT. RANK	LAST 15 GAMES	STRENGTH OF SCHEDULE	OPP. STRENGTH OF SCHEDULE	TEAM RPI	ADJ RPI	CONF. RPI	ADJ CONF. RPI	
DIV. I ONLY	13-17-0	.43333	202	5-10-0	275	259	238	.44699	241	25	25
DIV. I NON-CONF.	7-7-0	.5	145	1-0-0	227	245	152	.49955	155	23	23
TOTALS	RPI 1-25	RPI 26-50	W-L RECORDS		RPI 51-100	RPI 101-150		RPI 150+			
13-17-0	0-0-0	0-0-0	OVERALL		0-0-0	3-4-0		10-13-0			
6-3-0	0-0-0	0-0-0	HOME		0-0-0	1-0-0		5-3-0			
6-12-0	0-0-0	0-0-0	AWAY		0-0-0	2-4-0		4-8-0			
1-2-0	0-0-0	0-0-0	NEUTRAL		0-0-0	0-0-0		1-2-0			
7-7-0	0-0-0	0-0-0	NON-CONFERENCE		0-0-0	3-4-0		4-3-0			
1-0-0	0-0-0	0-0-0	HOME		0-0-0	1-0-0		0-0-0			
5-5-0	0-0-0	0-0-	AWAY		0-0-0	2-4-0		3-1-0			
1-2-0	0-0-0	0-0-0	NEUTRAL		0-0-0	0-0-0		1-2-0			
6-10-0	0-0-0	0-0-0	CONFERENCE		0-0-0	0-0-0		6-10-0			
5-3-0	0-0-0	0-0-0	HOME		0-0-0	0-0-0		5-3-0			
1-7-0	0-0-0	0-0-0	AWAY		0-0-0	0-0-0		1-7-0			
0-0-0	0-0-0	0-0-0	NEUTRAL		0-0-0	0-0-0		0-0-0			
RPI S	Opponent	Score	RPI S	Opponent	Score	RPI S	Opponent	Score	RPI S	Opponent	Score
						131 A	Wofford	1	5		
						131 A	Wofford	6	2		
						131 A	Wofford	12	5		
						133 A	UCF	0	16		
						133 A	UCF	3	4		
						133 A	UCF	3	8		
						139 H	Binghamton	3	2		
						190 N	Northeastern	0	11		
						190 N	Northeastern	0	6		
						190 N	Northeastern	7	5		
						199 A	Yale	2	4		
						199 A	Yale	8	9		
						208 H	Columbia	4	3		
						208 H	Columbia	7	4		
						208 H	Columbia	9	3		
						208 H	Columbia	4	14		
						223 A	Penn	2	3		
						223 A	Penn	5	16		
						223 A	Penn	2	13		
						223 A	Penn	7	4		
						227 H	Harvard	5	1		
						227 H	Harvard	6	4		
						229 H	Dartmouth	1	3		
						229 H	Dartmouth	3	9		
						260 A	Brown	2	4		
260 A	Brown	6	7								
277 A	Bucknell	3	12								

229 H Dartmouth	1	3
208 H Columbia	4	3

RPI	S	Opponent	Score	
277	A	Bucknell	3	2
277	A	Bucknell	8	6
277	A	Bucknell	5	2

Cornell

C
o
r
n
e
l
l

C
o
r
n
e
l
l

Average RPI Win: 264		WON-LOST	WINNING	LAST 15	STRENGTH OF		OPP. STRENGTH	TEAM	ADJ		CONF.	ADJ CONF.	
Average RPI Loss: 191		RECORD	PCT. RANK	GAMES	SCHEDULE		OF SCHEDULE	RPI	RPI		RPI	RPI	
DIV. I ONLY		14-23-0	.37838	232	7-8-0		227	292	242	.44672	242	17	17
DIV. I NON-CONF.		12-17-0	.41379	198	5-2-0		232	300	233	.45304	233	16	16
TOTALS		RPI 1-25	RPI 26-50		W-L RECORDS		RPI 51-100		RPI 101-150		RPI 150+		
14-23-0	0-0-0	0-0-0		OVERALL		0-4-0		0-3-0		14-16-0			
7-2-0	0-0-0	0-0-0		HOME		0-0-0		0-0-0		7-2-0			
7-18-0	0-0-0	0-0-0		AWAY		0-3-0		0-2-0		7-9-0			
0-3-0	0-0-0	0-0-0		NEUTRAL		0-1-0		0-0-0		0-2-0			
12-17-0	0-0-0	0-0-0		NON-CONFERENCE		0-1-0		0-3-0		12-13-0			
5-2-0	0-0-0	0-0-0		HOME		0-0-0		0-0-0		5-2-0			
7-12-0	0-0-0	0-0-		AWAY		0-0-0		0-3-0		7-9-0			
0-3-0	0-0-0	0-0-0		NEUTRAL		0-1-0		0-0-0		0-2-0			
2-6-0	0-0-0	0-0-0		CONFERENCE		0-3-0		0-0-0		2-3-0			
2-0-0	0-0-0	0-0-0		HOME		0-0-0		0-0-0		2-0-0			
0-6-0	0-0-0	0-0-0		AWAY		0-3-0		0-0-0		0-3-0			
0-0-0	0-0-0	0-0-0		NEUTRAL		0-0-0		0-0-0		0-0-0			
RPI S	Opponent	Score	RPI S	Opponent	Score	RPI S	Opponent	Score	RPI S	Opponent	Score		
						68 N	Rutgers	3 10	111 A	Seton Hall	2 9		
						94 A	FGCU	5 6	150 A	Navy	3 7		
						94 A	FGCU	3 4	150 A	Navy	0 4		
						94 A	FGCU	1 10	176 N	Eastern Mich.	0 8		
									183 A	Kennesaw St.	3 5		
									183 A	Kennesaw St.	2 8		
									183 A	Kennesaw St.	3 5		
									192 A	Fordham	0 2		
									192 A	Fordham	1 3		
									192 H	Fordham	4 10		
									192 H	Fordham	3 2		
									202 H	Marist	2 4		
									207 N	Omaha	3 9		
									210 A	George Washington	6 0		
									236 H	USC Upstate	4 2		
									236 H	USC Upstate	8 6		
									253 H	Fairleigh Dickinson	14 3		
									266 A	NYIT	0 2		
									266 A	NYIT	6 7		
									266 H	NYIT	4 1		
									266 H	NYIT	7 2		
									271 A	N.C. Central	5 6		
									271 A	N.C. Central	5 4		
									271 A	N.C. Central	4 8		
									284 A	Norfolk St.	1 6		
									284 A	Norfolk St.	0 7		
									284 A	Norfolk St.	9 2		
LAST 15 GAMES													
						266 H	NYIT	4 1	94 A	FGCU	1 10		
						266 H	NYIT	7 2	183 A	Kennesaw St.	3 5		
						266 A	NYIT	6 7	183 A	Kennesaw St.	3 5		
						266 A	NYIT	0 2					
						253 H	Fairleigh Dickinson	14 3					

Non-Div. I Games: Point U. 12 2

NJIT

94	A	FGCU	3	4
94	A	FGCU	5	6

RPI	S	Opponent	Score	
284	A	Norfolk St.	0	16
295	A	Saint Peter's	11	7
295	H	Saint Peter's	16	0
299	A	Coppin St.	3	2
299	A	Coppin St.	5	4
299	A	Coppin St.	9	2

Average RPI Win:	203	WON-LOST RECORD	WINNING PCT. RANK	LAST 15 GAMES		STRENGTH OF SCHEDULE	OPP. STRENGTH OF SCHEDULE	TEAM RPI	ADJ RPI	CONF. RPI	ADJ CONF. RPI
DIV. I ONLY		13-25-0	.34211 248	7-8-0		245	254	243	.44659 243	28	28
DIV. I NON-CONF.		6-20-0	.23077 273	2-5-0		248	233	270	.42786 269	25	25
TOTALS	RPI 1-25		RPI 26-50	W-L RECORDS		RPI 51-100		RPI 101-150		RPI 150+	
13-25-0	0-0-0		0-0-0	OVERALL		1-2-0		0-7-0		12-16-0	
3-6-0	0-0-0		0-0-0	HOME		0-0-0		0-0-0		3-6-0	
10-19-0	0-0-0		0-0-0	AWAY		1-2-0		0-7-0		9-10-0	
0-0-0	0-0-0		0-0-0	NEUTRAL		0-0-0		0-0-0		0-0-0	
6-20-0	0-0-0		0-0-0	NON-CONFERENCE		1-2-0		0-7-0		5-11-0	
0-3-0	0-0-0		0-0-0	HOME		0-0-0		0-0-0		0-3-0	
6-17-0	0-0-0		0-0-	AWAY		1-2-0		0-7-0		5-8-0	
0-0-0	0-0-0		0-0-0	NEUTRAL		0-0-0		0-0-0		0-0-0	
7-5-0	0-0-0		0-0-0	CONFERENCE		0-0-0		0-0-0		7-5-0	
3-3-0	0-0-0		0-0-0	HOME		0-0-0		0-0-0		3-3-0	
4-2-0	0-0-0		0-0-0	AWAY		0-0-0		0-0-0		4-2-0	
0-0-0	0-0-0		0-0-0	NEUTRAL		0-0-0		0-0-0		0-0-0	
RPI S Opponent Score		RPI S Opponent Score		RPI S Opponent Score		RPI S Opponent Score		RPI S Opponent Score			
				98 A Indiana St. 3 12		113 A Morehead St. 4 11					
				98 A Indiana St. 3 2		113 A Morehead St. 7 24					
				98 A Indiana St. 3 10		133 A UCF 0 15					
						133 A UCF 2 11					
						133 A UCF 9 10					
						148 A Stetson 3 5					
						148 A Stetson 6 13					
						159 A Monmouth 4 10					
						159 A Monmouth 6 2					
						159 A Monmouth 6 4					
						173 H Holy Cross 6 9					
						178 A Delaware 4 11					
						178 A Delaware 9 2					
						178 A Delaware 2 6					
						191 A Canisius 3 1					
						191 A Canisius 4 16					
						191 A Canisius 6 4					
						192 A Fordham 4 2					
						217 A Central Conn. St. 5 6					
						218 A The Citadel 2 3					
						218 A The Citadel 4 6					
						218 A The Citadel 2 14					
				LAST 15 GAMES							
				178 A Delaware 9 2		159 A Monmouth 4 10					
				178 A Delaware 2 6		192 A Fordham 4 2					
				178 A Delaware 4 11		219 H Quinnipiac 8 7					
				173 H Holy Cross 6 9							
				217 A Central Conn. St. 5 6							
						222 H Niagara 4 8					
						222 H Niagara 2 8					

Non-Div. I Games:

Siena

159	A	Monmouth	6	4
159	A	Monmouth	6	2

RPI	S	Opponent	Score	
222	H	Niagara	8	0
240	A	Army West Point	13	6
253	A	Fairleigh Dickinson	6	10
260	H	Brown	2	10
260	H	Brown	5	7
283	A	George Mason	2	5
283	A	George Mason	19	7
283	A	George Mason	5	3

Siena

S
i
e
n
a

S
i
e
n
a

Average RPI Win:	166	WON-LOST	WINNING	LAST 15	STRENGTH OF	OPP. STRENGTH	TEAM	ADJ	CONF.	ADJ CONF.	
Average RPI Loss:	126	RECORD	PCT. RANK	GAMES	SCHEDULE	OF SCHEDULE	RPI	RPI	RPI	RPI	
DIV. I ONLY	8-26-0	.23529	288	3-12-0	106	230	245	.44477	244	18	18
DIV. I NON-CONF.	5-14-0	.26316	264	0-5-0	73	177	172	.48719	172	14	14
TOTALS	RPI 1-25	RPI 26-50	W-L RECORDS		RPI 51-100	RPI 101-150		RPI 150+			
8-26-0	0-0-0	0-1-0	OVERALL		1-13-0	3-3-0		4-9-0			
3-11-0	0-0-0	0-1-0	HOME		0-2-0	1-1-0		2-7-0			
5-15-0	0-0-0	0-0-0	AWAY		1-11-0	2-2-0		2-2-0			
0-0-0	0-0-0	0-0-0	NEUTRAL		0-0-0	0-0-0		0-0-0			
5-14-0	0-0-0	0-1-0	NON-CONFERENCE		1-8-0	2-2-0		2-3-0			
0-2-0	0-0-0	0-1-0	HOME		0-0-0	0-0-0		0-1-0			
5-12-0	0-0-0	0-0-	AWAY		1-8-0	2-2-0		2-2-0			
0-0-0	0-0-0	0-0-0	NEUTRAL		0-0-0	0-0-0		0-0-0			
3-12-0	0-0-0	0-0-0	CONFERENCE		0-5-0	1-1-0		2-6-0			
3-9-0	0-0-0	0-0-0	HOME		0-2-0	1-1-0		2-6-0			
0-3-0	0-0-0	0-0-0	AWAY		0-3-0	0-0-0		0-0-0			
0-0-0	0-0-0	0-0-0	NEUTRAL		0-0-0	0-0-0		0-0-0			
RPI S	Opponent	Score	RPI S	Opponent	Score	RPI S	Opponent	Score	RPI S	Opponent	Score
			33 H	Pittsburgh	5 17	73 A	Wright St.	2 9	102 A	Missouri	3 8
						73 A	Wright St.	0 8	102 A	Missouri	3 2
						73 A	Wright St.	4 9	102 A	Missouri	4 3
						73 H	Wright St.	3 7	122 A	West Virginia	3 13
						73 H	Wright St.	0 10	136 H	Oakland	7 2
						78 A	Western Ky.	3 5	136 H	Oakland	1 9
						78 A	Western Ky.	1 11	160 H	Milwaukee	3 22
						78 A	Western Ky.	8 7	160 H	Milwaukee	0 1
						80 A	Fresno St.	5 6	160 H	Milwaukee	3 10
						80 A	Fresno St.	0 11	196 H	Ill.-Chicago	1 15
						80 A	Fresno St.	3 8	196 H	Ill.-Chicago	9 1
						80 A	Fresno St.	1 6	225 A	Belmont	7 3
						84 A	Kent St.	2 5	225 A	Belmont	3 4
						93 A	Penn St.	1 6	225 A	Belmont	6 12
									234 H	Toledo	4 6
									239 A	Ohio	8 5
									248 H	Northern Ky.	3 1
									248 H	Northern Ky.	5 11
									248 H	Northern Ky.	8 9
			LAST 15 GAMES								
			136 H	Oakland	1 9	248 H	Northern Ky.	5 11			
			136 H	Oakland	7 2	248 H	Northern Ky.	8 9			
			73 H	Wright St.	0 10	84 A	Kent St.	2 5			
			73 H	Wright St.	3 7						
			33 H	Pittsburgh	5 17						

Non-Div. I Games:

Youngstown St.

122	A	West Virginia	3	13
248	H	Northern Ky.	3	1

Y
o
u
n
g
s
t
o
w
n
s
t
.

Y
o
u
n
g
s
t
o
w
n
s
t
.

Average RPI Win:		235	WON-LOST RECORD		WINNING PCT. RANK		LAST 15 GAMES		STRENGTH OF SCHEDULE		OPP. STRENGTH OF SCHEDULE		TEAM RPI	ADJ RPI		CONF. RPI	ADJ CONF. RPI				
DIV. I ONLY			15-25-0		.375	234	0-2-0		188		195		244	.44427	245	16	16				
DIV. I NON-CONF.			12-13-0		.48	163	0-0-0		215		169		204	.46899	204	19	19				
TOTALS		RPI 1-25		RPI 26-50		W-L RECORDS		RPI 51-100		RPI 101-150		RPI 150+									
15-25-0		0-3-0		0-2-0		OVERALL		0-2-0		2-7-0		13-11-0									
13-11-0		0-0-0		0-0-0		HOME		0-0-0		1-2-0		12-9-0									
2-14-0		0-3-0		0-2-0		AWAY		0-2-0		1-5-0		1-2-0									
0-0-0		0-0-0		0-0-0		NEUTRAL		0-0-0		0-0-0		0-0-0									
12-13-0		0-3-0		0-2-0		NON-CONFERENCE		0-2-0		1-2-0		11-4-0									
11-4-0		0-0-0		0-0-0		HOME		0-0-0		1-2-0		10-2-0									
1-9-0		0-3-0		0-0-		AWAY		0-2-0		0-0-0		1-2-0									
0-0-0		0-0-0		0-0-0		NEUTRAL		0-0-0		0-0-0		0-0-0									
3-12-0		0-0-0		0-0-0		CONFERENCE		0-0-0		1-5-0		2-7-0									
2-7-0		0-0-0		0-0-0		HOME		0-0-0		0-0-0		2-7-0									
1-5-0		0-0-0		0-0-0		AWAY		0-0-0		1-5-0		0-0-0									
0-0-0		0-0-0		0-0-0		NEUTRAL		0-0-0		0-0-0		0-0-0									
RPI	S	Opponent		Score		RPI	S	Opponent		Score		RPI	S	Opponent		Score					
3	A	South Carolina		0	9	28	A	Georgia		3	5	53	A	Col. of Charleston		1	4				
3	A	South Carolina		0	2	28	A	Georgia		3	10	61	A	Jacksonville		1	4				
3	A	South Carolina		4	5									122 H West Virginia		4	3				
														122 H West Virginia		0	5				
														122 H West Virginia		0	3				
														130 A Liberty		6	9				
														130 A Liberty		6	1				
														130 A Liberty		2	10				
														134 A Gardner-Webb		2	21				
														134 A Gardner-Webb		2	5				
														134 A Gardner-Webb		0	1				
														153 H Longwood		2	6				
														153 H Longwood		1	4				
														153 H Longwood		4	13				
														163 H Campbell		4	5				
														163 H Campbell		5	7				
														163 H Campbell		18	7				
														210 H George Washington		3	1				
														210 H George Washington		12	1				
														210 H George Washington		5	10				
														218 A The Citadel		3	4				
														218 H The Citadel		18	1				
														236 A USC Upstate		6	11				
														236 H USC Upstate		3	1				
														271 H N.C. Central		9	6				
														279 H Massachusetts		12	8				
														279 H Massachusetts		3	1				
														279 H Massachusetts		7	2				
														280 H Butler		2	1				
LAST 15 GAMES																					
134 A Gardner-Webb						2	5	288 A Savannah St.						10	4						
134 A Gardner-Webb						2	21	130 A Liberty						6	9						
134 A Gardner-Webb						0	1	130 A Liberty						6	1						
236 A USC Upstate						6	11														
285 H UNC Asheville						9	7														

Non-Div. I Games:	North Greenville	2	6
-------------------	------------------	---	---

Charleston So.

285	H	UNC Asheville	8	9
285	H	UNC Asheville	1	7

RPI	S	Opponent	Score	
280	H	Butler	3	4
280	H	Butler	7	3
285	H	UNC Asheville	9	7
285	H	UNC Asheville	1	7
285	H	UNC Asheville	8	9
288	A	Savannah St.	10	4

Charleston So.

C
h
a
r
l
e
s
t
o
n
S
o
.

C
h
a
r
l
e
s
t
o
n
S
o
.

Average RPI Win:	192	WON-LOST RECORD	WINNING PCT. RANK	LAST 15 GAMES	STRENGTH OF SCHEDULE	OPP. STRENGTH OF SCHEDULE	TEAM RPI	ADJ RPI	CONF. RPI	ADJ CONF. RPI			
DIV. I ONLY		11-27-0	.28947	270	4-11-0	182	157	246	.44387	246	11	11	
DIV. I NON-CONF.		9-21-0	.3	253	2-5-0	242	184	262	.43206	262	13	13	
<hr/>													
TOTALS	RPI 1-25	RPI 26-50		W-L RECORDS		RPI 51-100		RPI 101-150		RPI 150+			
11-27-0	0-0-0	0-5-0		OVERALL		2-6-0		2-7-0		7-9-0			
2-11-0	0-0-0	0-2-0		HOME		0-1-0		1-2-0		1-6-0			
4-14-0	0-0-0	0-3-0		AWAY		1-4-0		1-4-0		2-3-0			
5-2-0	0-0-0	0-0-0		NEUTRAL		1-1-0		0-1-0		4-0-0			
9-21-0	0-0-0	0-3-0		NON-CONFERENCE		1-4-0		1-5-0		7-9-0			
1-7-0	0-0-0	0-0-0		HOME		0-1-0		0-0-0		1-6-0			
3-12-0	0-0-0	0-0-		AWAY		0-2-0		1-4-0		2-3-0			
5-2-0	0-0-0	0-0-0		NEUTRAL		1-1-0		0-1-0		4-0-0			
2-6-0	0-0-0	0-2-0		CONFERENCE		1-2-0		1-2-0		0-0-0			
1-4-0	0-0-0	0-2-0		HOME		0-0-0		1-2-0		0-0-0			
1-2-0	0-0-0	0-0-0		AWAY		1-2-0		0-0-0		0-0-0			
0-0-0	0-0-0	0-0-0		NEUTRAL		0-0-0		0-0-0		0-0-0			
RPI	S	Opponent	Score	RPI	S	Opponent	Score	RPI	S	Opponent	Score		
				39	A	Tulane	0 13	72	N	Michigan St.	0 15		
				39	A	Tulane	2 3	77	A	Valparaiso	6 8		
				39	A	Tulane	3 9	90	A	Illinois	1 7		
				40	H	Dallas Baptist	1 7	90	H	Illinois	3 8		
				40	H	Dallas Baptist	2 7	98	A	Indiana St.	2 3		
								98	A	Indiana St.	5 1		
								98	A	Indiana St.	5 6		
								100	N	Ohio St.	5 4		
										101	A	Oregon	2 4
										101	A	Oregon	1 3
										101	A	Oregon	3 2
										101	A	Oregon	5 8
										117	N	Indiana	1 14
										128	H	Southern Ill.	6 8
										128	H	Southern Ill.	1 0
										128	H	Southern Ill.	3 7
										135	A	FIU	6 11
										160	H	Milwaukee	5 8
										160	H	Milwaukee	1 4
										160	H	Milwaukee	3 4
										171	H	Xavier	6 5
										171	H	Xavier	1 12
										171	H	Xavier	5 11
										225	A	Belmont	10 13
										225	A	Belmont	5 7
										225	A	Belmont	23 5
										238	A	SIUE	9 3
										252	N	Northwestern	10 4
										254	N	Western Mich.	2 1
										263	N	Central Mich.	13 7
										267	H	Eastern Ill.	1 2
										269	A	Saint Louis	4 5
										280	N	Butler	9 2
<hr/>													
LAST 15 GAMES													
				128	H	Southern Ill.	1 0	90	A	Illinois	1 7		
				128	H	Southern Ill.	6 8	40	H	Dallas Baptist	1 7		
				128	H	Southern Ill.	3 7	40	H	Dallas Baptist	2 7		
				238	A	SIUE	9 3						
				98	A	Indiana St.	2 3						

Non-Div. I Games:

Illinois St.

98 A Indiana St.	5	6
98 A Indiana St.	5	1

I
l
l
i
n
o
i
s
s
t
.

I
l
l
i
n
o
i
s
s
t
.

Average RPI Win:		227	WON-LOST RECORD		WINNING PCT. RANK		LAST 15 GAMES		STRENGTH OF SCHEDULE		OPP. STRENGTH OF SCHEDULE		TEAM RPI		ADJ RPI		CONF. RPI		ADJ CONF. RPI	
DIV. I ONLY			15-24-0		.38462 226		7-8-0		198		263		247		.44365 247		19		19	
DIV. I NON-CONF.			12-18-0		.4 206		4-2-0		214		258		240		.44956 239		18		18	
TOTALS		RPI 1-25		RPI 26-50		W-L RECORDS		RPI 51-100		RPI 101-150		RPI 150+								
15-24-0		0-1-0		0-0-0		OVERALL		1-8-0		1-7-0		13-8-0								
11-8-0		0-0-0		0-0-0		HOME		0-3-0		1-1-0		10-4-0								
2-12-0		0-1-0		0-0-0		AWAY		0-3-0		0-6-0		2-2-0								
2-4-0		0-0-0		0-0-0		NEUTRAL		1-2-0		0-0-0		1-2-0								
12-18-0		0-1-0		0-0-0		NON-CONFERENCE		1-8-0		1-4-0		10-5-0								
8-5-0		0-0-0		0-0-0		HOME		0-3-0		1-1-0		7-1-0								
2-9-0		0-1-0		0-0-		AWAY		0-3-0		0-3-0		2-2-0								
2-4-0		0-0-0		0-0-0		NEUTRAL		1-2-0		0-0-0		1-2-0								
3-6-0		0-0-0		0-0-0		CONFERENCE		0-0-0		0-3-0		3-3-0								
3-3-0		0-0-0		0-0-0		HOME		0-0-0		0-0-0		3-3-0								
0-3-0		0-0-0		0-0-0		AWAY		0-0-0		0-3-0		0-0-0								
0-0-0		0-0-0		0-0-0		NEUTRAL		0-0-0		0-0-0		0-0-0								
RPI	S	Opponent		Score		RPI	S	Opponent		Score		RPI	S	Opponent		Score				
6	A	Florida St.		10	11			52	N	Boston College	10	11	111	A	Seton Hall	8	13			
								76	H	Hartford	1	2	111	A	Seton Hall	3	4			
								76	H	Hartford	1	11	111	A	Seton Hall	6	7			
								76	H	Hartford	0	8	119	A	Saint Joseph's	3	8			
								79	A	Houston	1	13	119	A	Saint Joseph's	0	8			
								79	A	Houston	0	4	129	H	Sacred Heart	3	2			
								79	A	Houston	3	10	129	H	Sacred Heart	0	2			
								90	N	Illinois	2	4	148	A	Stetson	1	5			
								98	N	Indiana St.	6	5	157	H	St. John's (NY)	2	5			
													157	H	St. John's (NY)	1	6			
													157	H	St. John's (NY)	7	2			
													168	A	Stony Brook	3	8			
													192	A	Fordham	11	3			
													223	A	Penn	9	4			
													223	H	Penn	6	1			
													229	N	Dartmouth	14	1			
													232	H	St. Bonaventure	5	2			
													232	H	St. Bonaventure	7	3			
													263	N	Central Mich.	5	9			
													265	H	Lehigh	8	6			
													280	H	Butler	6	11			
													280	H	Butler	9	1			
													280	H	Butler	3	2			
						111	A	Seton Hall	6	7	280	H	Butler	6	11	281	A	La Salle	1	3
						111	A	Seton Hall	8	13	280	H	Butler			281	H	La Salle	5	2
						111	A	Seton Hall	3	4	280	H	Butler	9	1	290	H	Delaware St.	2	1
						281	H	La Salle	5	2						291	N	Chicago St.	3	4
						157	H	St. John's (NY)	2	5										

Non-Div. I Games:

Villanova

157 H St. John's (NY)	1	6
157 H St. John's (NY)	7	2

RPI	S	Opponent	Score	
295	H	Saint Peter's	1	5
295	H	Saint Peter's	7	3

Villanova

V
i
l
l
a
n
o
v
a

V
i
l
l
a
n
o
v
a

Average RPI Win: 214		WON-LOST	WINNING	LAST 15	STRENGTH OF		OPP. STRENGTH	TEAM	ADJ		CONF.	ADJ CONF.	
Average RPI Loss: 140		RECORD	PCT. RANK	GAMES	SCHEDULE		OF SCHEDULE	RPI	RPI		RPI	RPI	
DIV. I ONLY		15-26-0	.36585	238	6-9-0		232	229	249	.44314	248	18	18
DIV. I NON-CONF.		11-11-0	.5	145	2-1-0		260	242	185	.48163	185	14	14
TOTALS		RPI 1-25	RPI 26-50		W-L RECORDS		RPI 51-100		RPI 101-150		RPI 150+		
15-26-0	0-0-0	1-0-0		OVERALL		1-11-0		1-5-0		12-10-0			
5-11-0	0-0-0	0-0-0		HOME		0-5-0		1-3-0		4-3-0			
8-13-0	0-0-0	1-0-0		AWAY		1-5-0		0-1-0		6-5-0			
2-2-0	0-0-0	0-0-0		NEUTRAL		0-0-0		0-0-0		2-2-0			
11-11-0	0-0-0	1-0-0		NON-CONFERENCE		0-4-0		1-0-0		9-7-0			
4-1-0	0-0-0	0-0-0		HOME		0-0-0		1-0-0		3-1-0			
5-8-0	0-0-0	1-0-		AWAY		0-4-0		0-0-0		4-4-0			
2-2-0	0-0-0	0-0-0		NEUTRAL		0-0-0		0-0-0		2-2-0			
4-15-0	0-0-0	0-0-0		CONFERENCE		1-7-0		0-5-0		3-3-0			
1-10-0	0-0-0	0-0-0		HOME		0-5-0		0-3-0		1-2-0			
3-5-0	0-0-0	0-0-0		AWAY		1-2-0		0-2-0		2-1-0			
0-0-0	0-0-0	0-0-0		NEUTRAL		0-0-0		0-0-0		0-0-0			
RPI	S	Opponent	Score	RPI	S	Opponent	Score	RPI	S	Opponent	Score		
				36	A	Kentucky	5 4	73	A	Wright St.	3 4		
								73	A	Wright St.	6 4		
								73	A	Wright St.	1 12		
								73	H	Wright St.	2 5		
								73	H	Wright St.	3 13		
								77	H	Valparaiso	1 16		
								77	H	Valparaiso	4 5		
								77	H	Valparaiso	4 6		
								82	A	Troy	0 5		
								82	A	Troy	1 6		
								82	A	Troy	3 10		
								82	A	Troy	2 4		

Non-Div. I Games:

Northern Ky.

171	H	Xavier	1	8
244	A	Youngstown St.	1	3

RPI	S	Opponent	Score	
280	H	Butler	8	3

Northern Ky.

N
o
r
t
h
e
r
n
K
y
.

N
o
r
t
h
e
r
n
K
y
.

Average RPI Win:	152	WON-LOST	WINNING	LAST 15	STRENGTH OF	OPP. STRENGTH	TEAM	ADJ	CONF.	ADJ CONF.						
Average RPI Loss:	140	RECORD	PCT. RANK	GAMES	SCHEDULE	OF SCHEDULE	RPI	RPI	RPI	RPI						
DIV. I ONLY		6-24-0	.2	296	3-12-0	122	177	250	.4431	249	26	26				
DIV. I NON-CONF.		3-12-0	.2	281	0-2-0	173	47	237	.45133	236	26	26				
<hr/>																
TOTALS	RPI 1-25	RPI 26-50		W-L RECORDS		RPI 51-100		RPI 101-150		RPI 150+						
6-24-0	0-3-0	0-3-0		OVERALL		1-2-0		2-4-0		3-12-0						
1-5-0	0-0-0	0-0-0		HOME		1-2-0		0-0-0		0-3-0						
4-18-0	0-3-0	0-3-0		AWAY		0-0-0		2-4-0		2-8-0						
1-1-0	0-0-0	0-0-0		NEUTRAL		0-0-0		0-0-0		1-1-0						
<hr/>																
3-12-0	0-3-0	0-3-0		NON-CONFERENCE		0-0-0		2-1-0		1-5-0						
0-0-0	0-0-0	0-0-0		HOME		0-0-0		0-0-0		0-0-0						
2-11-0	0-3-0	0-0-		AWAY		0-0-0		2-1-0		0-4-0						
1-1-0	0-0-0	0-0-0		NEUTRAL		0-0-0		0-0-0		1-1-0						
<hr/>																
3-12-0	0-0-0	0-0-0		CONFERENCE		1-2-0		0-3-0		2-7-0						
1-5-0	0-0-0	0-0-0		HOME		1-2-0		0-0-0		0-3-0						
2-7-0	0-0-0	0-0-0		AWAY		0-0-0		0-3-0		2-4-0						
0-0-0	0-0-0	0-0-0		NEUTRAL		0-0-0		0-0-0		0-0-0						
<hr/>																
RPI	S	Opponent	Score		RPI	S	Opponent	Score		RPI	S	Opponent	Score			
20	A	Creighton	1	7	41	A	Alabama	1	2	96	H	Seattle	5	7		
20	A	Creighton	1	7	41	A	Alabama	2	5	96	H	Seattle	15	2		
20	A	Creighton	0	5	41	A	Alabama	1	7	96	H	Seattle	6	12		
										120 A Southern California					1	0
										138 A Sacramento St.					2	3
										138 A Sacramento St.					3	4
										138 A Sacramento St.					0	1
										154 A Utah Valley					13	7
										154 A Utah Valley					4	3
										154 A Utah Valley					9	10
										156 H Grand Canyon					2	14
										156 H Grand Canyon					4	9
										156 H Grand Canyon					2	8
										164 A Wichita St.					3	16
										181 A North Dakota St.					4	15
										194 A Kansas					0	7
										209 A South Dakota St.					3	5
										256 N Purdue					0	5
269 N Saint Louis					7	2										
274 A UTRGV					1	2										
274 A UTRGV					2	12										
274 A UTRGV					4	8										
<hr/>																
LAST 15 GAMES																
156 H Grand Canyon					2	14	96 H Seattle					15	2			
156 H Grand Canyon					2	8	96 H Seattle					6	12			
156 H Grand Canyon					4	9	96 H Seattle					5	7			
274 A UTRGV					4	8										
274 A UTRGV					2	12										

274	A	UTRGV	1	2
181	A	North Dakota St.	4	15

N
o
r
t
h
D
a
k
o
t
a

N
o
r
t
h
D
a
k
o
t
a

Average RPI Win: 172		WON-LOST RECORD		WINNING PCT. RANK		LAST 15 GAMES		STRENGTH OF SCHEDULE		OPP. STRENGTH OF SCHEDULE		TEAM RPI		ADJ RPI		CONF. RPI		ADJ CONF. RPI		
DIV. I ONLY		11-29-0		.275 272		5-10-0		139		170		251		.44265 250		10		10		
DIV. I NON-CONF.		5-14-0		.26316 264		0-3-0		203		235		276		.42281 276		11		11		
TOTALS		RPI 1-25		RPI 26-50		W-L RECORDS		RPI 51-100		RPI 101-150		RPI 150+								
11-29-0		0-2-0		2-3-0		OVERALL		0-5-0		3-6-0		6-13-0								
6-10-0		0-0-0		2-2-0		HOME		0-0-0		2-4-0		2-4-0								
3-15-0		0-2-0		0-0-0		AWAY		0-4-0		1-2-0		2-7-0								
2-4-0		0-0-0		0-1-0		NEUTRAL		0-1-0		0-0-0		2-2-0								
5-14-0		0-2-0		0-2-0		NON-CONFERENCE		0-2-0		0-0-0		5-8-0								
2-5-0		0-0-0		0-1-0		HOME		0-0-0		0-0-0		2-4-0								
1-5-0		0-2-0		0-0-		AWAY		0-1-0		0-0-0		1-2-0								
2-4-0		0-0-0		0-1-0		NEUTRAL		0-1-0		0-0-0		2-2-0								
6-15-0		0-0-0		2-1-0		CONFERENCE		0-3-0		3-6-0		1-5-0								
4-5-0		0-0-0		2-1-0		HOME		0-0-0		2-4-0		0-0-0								
2-10-0		0-0-0		0-0-0		AWAY		0-3-0		1-2-0		1-5-0								
0-0-0		0-0-0		0-0-0		NEUTRAL		0-0-0		0-0-0		0-0-0								
RPI	S	Opponent	Score		RPI	S	Opponent	Score		RPI	S	Opponent	Score		RPI	S	Opponent	Score		
3	A	South Carolina	0	5	29	N	Virginia	0	8	54	A	Tennessee	5	7	103	H	Little Rock	8	7	
9	A	Coastal Caro.	2	17	31	H	Wake Forest	9	15	55	N	Old Dominion	3	12	103	H	Little Rock	8	7	
					38	H	South Ala.	4	3	82	A	Troy	2	3	103	H	Little Rock	3	9	
					38	H	South Ala.	1	8	82	A	Troy	7	9	126	H	Ga. Southern	6	8	
					38	H	South Ala.	4	3	82	A	Troy	3	4	126	H	Ga. Southern	1	5	
															126	H	Ga. Southern	3	13	
															142	A	La.-Monroe	2	6	
															142	A	La.-Monroe	5	10	
															142	A	La.-Monroe	5	4	
															152	A	Texas St.	0	4	
															152	A	Texas St.	2	4	
															152	A	Texas St.	0	16	
															163	N	Campbell	4	9	
															168	N	Stony Brook	4	0	
															198	A	Elon	3	4	
															219	H	Quinnipiac	2	7	
															219	H	Quinnipiac	2	3	
															219	H	Quinnipiac	3	4	
															219	H	Quinnipiac	10	7	
															235	A	Georgia St.	6	5	
															235	A	Georgia St.	0	10	
															235	A	Georgia St.	4	5	
															255	N	Bowling Green	2	6	
															271	A	N.C. Central	1	4	
															271	H	N.C. Central	12	1	
															285	H	UNC Asheville	3	8	
															285	N	UNC Asheville	8	0	
LAST 15 GAMES																				
235 A Georgia St.					4	5	54 A Tennessee					5	7	255 N Bowling Green					2	6
235 A Georgia St.					6	5	82 A Troy					2	3	271 A N.C. Central					1	4
235 A Georgia St.					0	10	82 A Troy					3	4	271 H N.C. Central					12	1
31 H Wake Forest					9	15								285 H UNC Asheville					3	8
38 H South Ala.					4	3								285 N UNC Asheville					8	0

Non-Div. I Games:

Appalachian St.

38 H South Ala.	1	8
38 H South Ala.	4	3

RPI	S	Opponent	Score	
287	A	N.C. A&T	7	6

Appalachian St.

A
P
P
a
l
a
c
h
i
a
n
S
t
.

A
P
P
a
l
a
c
h
i
a
n
S
t
.

Average RPI Win:		151	WON-LOST RECORD		WINNING PCT. RANK		LAST 15 GAMES		STRENGTH OF SCHEDULE		OPP. STRENGTH OF SCHEDULE		TEAM RPI		ADJ RPI		CONF. RPI		ADJ CONF. RPI												
DIV. I ONLY			9-29-0		.23684	287	4-11-0		63		203		252		.44208	251	26		26												
DIV. I NON-CONF.			5-19-0		.20833	279	0-4-0		42		154		244		.44885	243	26		26												
TOTALS		RPI 1-25		RPI 26-50		W-L RECORDS		RPI 51-100		RPI 101-150		RPI 150+																			
9-29-0		0-1-0		0-4-0		OVERALL		0-7-0		4-8-0		5-9-0																			
7-17-0		0-1-0		0-0-0		HOME		0-2-0		2-7-0		5-7-0																			
2-9-0		0-0-0		0-1-0		AWAY		0-5-0		2-1-0		0-2-0																			
0-3-0		0-0-0		0-3-0		NEUTRAL		0-0-0		0-0-0		0-0-0																			
5-19-0		0-1-0		0-4-0		NON-CONFERENCE		0-4-0		2-7-0		3-3-0																			
3-12-0		0-1-0		0-0-0		HOME		0-2-0		0-6-0		3-3-0																			
2-4-0		0-0-0		0-0-		AWAY		0-2-0		2-1-0		0-0-0																			
0-3-0		0-0-0		0-3-0		NEUTRAL		0-0-0		0-0-0		0-0-0																			
4-10-0		0-0-0		0-0-0		CONFERENCE		0-3-0		2-1-0		2-6-0																			
4-5-0		0-0-0		0-0-0		HOME		0-0-0		2-1-0		2-4-0																			
0-5-0		0-0-0		0-0-0		AWAY		0-3-0		0-0-0		0-2-0																			
0-0-0		0-0-0		0-0-0		NEUTRAL		0-0-0		0-0-0		0-0-0																			
RPI	S	Opponent		Score		RPI	S	Opponent		Score		RPI	S	Opponent		Score															
10	H	UC Santa Barbara		4	10	30	A	Arizona		1	4	58	H	Cal St. Fullerton		3	8														
						34	N	Northwestern St.		7	9	64	A	Cal Poly		4	8														
						50	N	St. Mary's (CA)		4	10	80	A	Fresno St.		4	6														
						50	N	St. Mary's (CA)		7	10	95	H	Loyola Marymount		5	17														
												96	A	Seattle		3	7														
												96	A	Seattle		4	10														
												96	A	Seattle		3	6														
														Oklahoma		7	10														
														Oklahoma		0	13														
														Oklahoma		3	6														
														Oklahoma		4	6														
														CSUN		8	5														
														CSUN		5	3														
														CSUN		5	7														
														UC Irvine		6	9														
														UC Irvine		6	7														
														Sacramento St.		4	2														
														Sacramento St.		3	6														
														Sacramento St.		4	3														
														Grand Canyon		6	9														
														Grand Canyon		4	9														
														Grand Canyon		3	9														
														St. John's (NY)		10	4														
														St. John's (NY)		4	3														
														St. John's (NY)		4	5														
														New Mexico St.		8	2														
														New Mexico St.		4	5														
														New Mexico St.		7	6														
														UC Riverside		4	8														
														UC Riverside		3	7														
														UC Riverside		8	2														
														Northern Colo.		3	6														
														Northern Colo.		2	9														
LAST 15 GAMES																															
177 H New Mexico St.						8	2	118 H UC Irvine						6	7	197 H UC Riverside						3	7								
177 H New Mexico St.						4	5	138 H Sacramento St.						4	2	197 H UC Riverside						8	2								
177 H New Mexico St.						7	6	138 H Sacramento St.						3	6	282 A Northern Colo.						3	6								
95 H Loyola Marymount						5	17													282 A Northern Colo.						2	9				
58 H Cal St. Fullerton						3	8																								

Non-Div. I Games:

CSU Bakersfield

282 A Northern Colo.	2	9
282 A Northern Colo.	3	6

C
S
U
B
a
k
e
r
s
f
i
e
l
d

C
S
U
B
a
k
e
r
s
f
i
e
l
d

Average RPI Win: 173		WON-LOST	WINNING	LAST 15	STRENGTH OF		OPP. STRENGTH	TEAM	ADJ		CONF.	ADJ CONF.				
Average RPI Loss: 122		RECORD	PCT. RANK	GAMES	SCHEDULE		OF SCHEDULE	RPI	RPI		RPI	RPI				
DIV. I ONLY		10-29-0	.25641	282	3-12-0		168	137	248		.4418	252				
DIV. I NON-CONF.		8-16-0	.33333	237	2-1-0		290	137	275		.4237	275				
TOTALS		RPI 1-25	RPI 26-50		W-L RECORDS		RPI 51-100		RPI 101-150		RPI 150+					
10-29-0		0-6-0	0-0-0		OVERALL		2-8-0		3-6-0		5-9-0					
2-10-0		0-6-0	0-0-0		HOME		0-3-0		1-0-0		1-1-0					
6-14-0		0-0-0	0-0-0		AWAY		2-4-0		0-4-0		4-6-0					
2-5-0		0-0-0	0-0-0		NEUTRAL		0-1-0		2-2-0		0-2-0					
8-16-0		0-0-0	0-0-0		NON-CONFERENCE		0-1-0		3-6-0		5-9-0					
2-1-0		0-0-0	0-0-0		HOME		0-0-0		1-0-0		1-1-0					
4-10-0		0-0-0	0-0-		AWAY		0-0-0		0-4-0		4-6-0					
2-5-0		0-0-0	0-0-0		NEUTRAL		0-1-0		2-2-0		0-2-0					
2-13-0		0-6-0	0-0-0		CONFERENCE		2-7-0		0-0-0		0-0-0					
0-9-0		0-6-0	0-0-0		HOME		0-3-0		0-0-0		0-0-0					
2-4-0		0-0-0	0-0-0		AWAY		2-4-0		0-0-0		0-0-0					
0-0-0		0-0-0	0-0-0		NEUTRAL		0-0-0		0-0-0		0-0-0					
RPI	S	Opponent	Score		RPI	S	Opponent	Score		RPI	S	Opponent	Score			
23	H	Minnesota	1	10			52	N	Boston College	3	6	124	A	Cincinnati	3	10
23	H	Minnesota	5	6			83	A	Nebraska	2	3	124	A	Cincinnati	5	6
23	H	Minnesota	0	8			83	A	Nebraska	11	3	124	A	Cincinnati	0	1
25	H	Michigan	3	12			83	A	Nebraska	7	8	140	N	Nevada	5	1
25	H	Michigan	4	10			93	H	Penn St.	3	11	140	N	Nevada	4	2
25	H	Michigan	9	11			93	H	Penn St.	2	4	140	N	Nevada	2	11
							93	H	Penn St.	2	8	140	N	Nevada	6	10
							100	A	Ohio St.	4	5	145	H	Bradley	5	1
							100	A	Ohio St.	2	5	147	A	Miami (OH)	4	5
							100	A	Ohio St.	6	5	179	A	Pacific	3	7
												179	A	Pacific	14	5
												179	A	Pacific	3	7
												179	A	Pacific	3	1
												185	A	San Diego St.	10	15
												185	A	San Diego St.	6	11
												185	A	San Diego St.	13	7
												196	A	Ill.-Chicago	2	11
												196	H	Ill.-Chicago	0	7
												246	N	Illinois St.	4	10
												248	A	Northern Ky.	1	7
												280	N	Butler	9	10
												291	A	Chicago St.	12	10
												291	H	Chicago St.	11	5
LAST 15 GAMES																
23	H	Minnesota	0	8	145	H	Bradley	5	1							
23	H	Minnesota	1	10	83	A	Nebraska	11	3							
23	H	Minnesota	5	6	83	A	Nebraska	7	8							
291	A	Chicago St.	12	10												
93	H	Penn St.	3	11												

Non-Div. I Games: Saint Leo 3 5

Northwestern

93 H Penn St.	2	8
93 H Penn St.	2	4

N
o
r
t
h
w
e
s
t
e
r
n

N
o
r
t
h
w
e
s
t
e
r
n

[illegible]

Non-Div. I Games:

Fairleigh Dickinson

297 A Mt. St. Mary's	1	0
297 A Mt. St. Mary's	2	5

RPI	S	Opponent	Score	
297	A	Mt. St. Mary's	1	0
297	A	Mt. St. Mary's	4	1
297	A	Mt. St. Mary's	17	2
297	H	Mt. St. Mary's	6	13
297	H	Mt. St. Mary's	9	4
297	H	Mt. St. Mary's	6	0
297	H	Mt. St. Mary's	4	3
299	A	Coppin St.	8	15
299	A	Coppin St.	35	24

Fairleigh Dickinson

F
a
i
r
l
e
i
g
h
D
i
c
k
i
n
s
o
n

F
a
i
r
l
e
i
g
h
D
i
c
k
i
n
s
o
n

Average RPI Win: 207		WON-LOST	WINNING	LAST 15	STRENGTH OF		OPP. STRENGTH	TEAM	ADJ	CONF.	ADJ CONF.				
Average RPI Loss: 169		RECORD	PCT. RANK	GAMES	SCHEDULE		OF SCHEDULE	RPI	RPI	RPI	RPI				
DIV. I ONLY		11-25-0	.30556	266	4-11-0		194	268	254	.44056	254				
DIV. I NON-CONF.		3-17-0	.15	290	0-3-0		212	263	287	.40353	287				
TOTALS		RPI 1-25	RPI 26-50		W-L RECORDS		RPI 51-100		RPI 101-150		RPI 150+				
11-25-0	0-1-0	0-0-0		OVERALL		1-4-0		1-3-0		9-17-0					
5-4-0	0-0-0	0-0-0		HOME		0-1-0		0-0-0		5-3-0					
4-17-0	0-1-0	0-0-0		AWAY		1-3-0		0-1-0		3-12-0					
2-4-0	0-0-0	0-0-0		NEUTRAL		0-0-0		1-2-0		1-2-0					
3-17-0	0-1-0	0-0-0		NON-CONFERENCE		0-2-0		1-3-0		2-11-0					
0-1-0	0-0-0	0-0-0		HOME		0-1-0		0-0-0		0-0-0					
1-12-0	0-1-0	0-0-		AWAY		0-1-0		0-1-0		1-9-0					
2-4-0	0-0-0	0-0-0		NEUTRAL		0-0-0		1-2-0		1-2-0					
8-8-0	0-0-0	0-0-0		CONFERENCE		1-2-0		0-0-0		7-6-0					
5-3-0	0-0-0	0-0-0		HOME		0-0-0		0-0-0		5-3-0					
3-5-0	0-0-0	0-0-0		AWAY		1-2-0		0-0-0		2-3-0					
0-0-0	0-0-0	0-0-0		NEUTRAL		0-0-0		0-0-0		0-0-0					
RPI	S	Opponent	Score		RPI	S	Opponent	Score		RPI	S	Opponent	Score		
22	A	Georgia Tech	0	13						72	A	Michigan St.	5	6	
										77	H	Valparaiso	4	8	
										84	A	Kent St.	7	9	
										84	A	Kent St.	5	4	
										84	A	Kent St.	2	13	
										119	N	Saint Joseph's	8	17	
										144	A	Middle Tenn.	2	3	
										145	N	Bradley	5	16	
										145	N	Bradley	6	3	
										161	A	Ball St.	1	21	
										161	A	Ball St.	3	13	
										161	A	Ball St.	2	7	
										169	A	Florida A&M	0	9	
										169	A	Florida A&M	1	2	
										169	A	Florida A&M	5	12	
										174	N	Georgetown	12	5	
										176	H	Eastern Mich.	6	2	
										176	H	Eastern Mich.	3	5	
										176	H	Eastern Mich.	7	4	
										181	N	North Dakota St.	2	4	
										183	A	Kennesaw St.	4	7	
										224	A	Lipscomb	0	1	
										225	A	Belmont	1	3	
										226	H	Northern Ill.	15	12	
										226	H	Northern Ill.	3	17	
										226	H	Northern Ill.	2	5	
					LAST 15 GAMES						235	A	Georgia St.	2	3
					176	H	Eastern Mich.	3	5	77	H	Valparaiso	4	8	
					176	H	Eastern Mich.	7	4	161	A	Ball St.	3	13	
					176	H	Eastern Mich.	6	2	161	A	Ball St.	1	21	
					72	A	Michigan St.	5	6						
					226	H	Northern Ill.	15	12						
										255	A	Bowling Green	3	2	
										255	A	Bowling Green	11	0	
										255	H	Bowling Green	1	0	
										255	H	Bowling Green	6	5	

Non-Div. I Games:

Western Mich.

Western Mich.

226 H Northern Ill.	3	17
226 H Northern Ill.	2	5

Through Games Of April 25, 2016

RPI	S	Opponent	Score	
280	A	Butler	3	7
280	A	Butler	2	0
291	A	Chicago St.	3	6

Western Mich.

W
e
s
t
e
r
n
M
i
c
h
.

W
e
s
t
e
r
n
M
i
c
h
.

Average RPI Win: 208		WON-LOST	WINNING	LAST 15	STRENGTH OF		OPP. STRENGTH	TEAM	ADJ	CONF.	ADJ CONF.
Average RPI Loss: 182		RECORD	PCT. RANK	GAMES	SCHEDULE		OF SCHEDULE	RPI	RPI	RPI	RPI
DIV. I ONLY		15-24-0	.38462	226	7-8-0		265	252	255	.44048	255
DIV. I NON-CONF.		8-10-0	.44444	182	1-2-0		121	276	145	.5045	145
TOTALS		RPI 1-25	RPI 26-50		W-L RECORDS		RPI 51-100		RPI 101-150		RPI 150+
15-24-0	0-1-0	0-0-0		OVERALL		1-4-0		0-3-0		14-16-0	
4-6-0	0-0-0	0-0-0		HOME		0-0-0		0-0-0		4-6-0	
6-15-0	0-1-0	0-0-0		AWAY		1-3-0		0-3-0		5-7-0	
5-3-0	0-0-0	0-0-0		NEUTRAL		0-0-0		0-0-0		5-3-0	
8-10-0	0-1-0	0-0-0		NON-CONFERENCE		1-4-0		0-0-0		7-5-0	
0-1-0	0-0-0	0-0-0		HOME		0-0-0		0-0-0		0-1-0	
3-6-0	0-1-0	0-0-		AWAY		1-4-0		0-0-0		2-1-0	
5-3-0	0-0-0	0-0-0		NEUTRAL		0-0-0		0-0-0		5-3-0	
7-14-0	0-0-0	0-0-0		CONFERENCE		0-0-0		0-3-0		7-11-0	
4-5-0	0-0-0	0-0-0		HOME		0-0-0		0-0-0		4-5-0	
3-9-0	0-0-0	0-0-0		AWAY		0-0-0		0-3-0		3-6-0	
0-0-0	0-0-0	0-0-0		NEUTRAL		0-0-0		0-0-0		0-0-0	
RPI S	Opponent	Score		RPI S	Opponent	Score		RPI S	Opponent	Score	
25 A	Michigan	0 5						147 A	Miami (OH)	1 5	
								147 A	Miami (OH)	3 4	
								147 A	Miami (OH)	5 7	
								161 A	Ball St.	5 1	
								161 A	Ball St.	8 7	
								161 A	Ball St.	1 3	
								162 N	Presbyterian	5 6	
								162 N	Presbyterian	6 1	
								168 N	Stony Brook	5 4	
								172 N	Alabama St.	7 4	
								172 N	Alabama St.	3 11	
								176 A	Eastern Mich.	0 4	
								176 A	Eastern Mich.	4 8	
								176 A	Eastern Mich.	4 5	
								198 A	Elon	6 2	
								207 N	Omaha	1 10	
								234 H	Toledo	5 3	
								234 H	Toledo	7 3	
								234 H	Toledo	2 4	
								239 H	Ohio	5 10	
								239 H	Ohio	6 2	
								239 H	Ohio	5 4	
								250 N	Appalachian St.	6 2	
								254 A	Western Mich.	0 1	
								254 A	Western Mich.	5 6	
								254 H	Western Mich.	2 3	
								254 H	Western Mich.	0 11	
LAST 15 GAMES								258 H	Dayton	2 13	
								147 A	Miami (OH)	5 7	
								147 A	Miami (OH)	3 4	
								73 A	Wright St.	7 6	
								239 H	Ohio	5 10	
								161 A	Ball St.	8 7	
								161 A	Ball St.	1 3	
								161 A	Ball St.	5 1	
								73 A	Wright St.	7 6	
								239 H	Ohio	5 10	

Non-Div. I Games: Findlay 5 4

Bowling Green

239	H	Ohio	6	2
239	H	Ohio	5	4

RPI	S	Opponent	Score	
258	H	Dayton	2	13
263	A	Central Mich.	4	0
263	H	Central Mich.	5	10
273	A	ETSU	1	12
273	A	ETSU	7	1
288	N	Savannah St.	10	1

Bowling Green

B
o
w
l
i
n
g
G
r
e
e
n

B
o
w
l
i
n
g
G
r
e
e
n

Average RPI Win:		184	WON-LOST RECORD		WINNING PCT. RANK		LAST 15 GAMES		STRENGTH OF SCHEDULE		OPP. STRENGTH OF SCHEDULE		TEAM RPI		ADJ RPI		CONF. RPI		ADJ CONF. RPI						
DIV. I ONLY			7-30-0		.18919 297		3-12-0		100		187		256		.4395 256		6 6								
DIV. I NON-CONF.			5-17-0		.22727 275		1-3-0		207		225		272		.42643 272		6 6								
TOTALS		RPI 1-25		RPI 26-50				W-L RECORDS		RPI 51-100				RPI 101-150				RPI 150+							
7-30-0		0-2-0		0-3-0				OVERALL		2-12-0				0-3-0				5-10-0							
2-8-0		0-1-0		0-0-0				HOME		1-6-0				0-0-0				1-1-0							
3-19-0		0-1-0		0-3-0				AWAY		1-6-0				0-3-0				2-6-0							
2-3-0		0-0-0		0-0-0				NEUTRAL		0-0-0				0-0-0				2-3-0							
5-17-0		0-2-0		0-3-0				NON-CONFERENCE		0-2-0				0-0-0				5-10-0							
1-3-0		0-1-0		0-0-0				HOME		0-1-0				0-0-0				1-1-0							
2-11-0		0-1-0		0-0-				AWAY		0-1-0				0-0-0				2-6-0							
2-3-0		0-0-0		0-0-0				NEUTRAL		0-0-0				0-0-0				2-3-0							
2-13-0		0-0-0		0-0-0				CONFERENCE		2-10-0				0-3-0				0-0-0							
1-5-0		0-0-0		0-0-0				HOME		1-5-0				0-0-0				0-0-0							
1-8-0		0-0-0		0-0-0				AWAY		1-5-0				0-3-0				0-0-0							
0-0-0		0-0-0		0-0-0				NEUTRAL		0-0-0				0-0-0				0-0-0							
RPI	S	Opponent		Score		RPI	S	Opponent		Score		RPI	S	Opponent		Score		RPI	S	Opponent		Score			
2	H	Louisville		4	9	45	A	California		0	4	59	A	Maryland		3	11	117	A	Indiana		6	7		
22	A	Georgia Tech		2	5	45	A	California		5	15	59	A	Maryland		0	6	117	A	Indiana		2	3		
						45	A	California		0	10	59	A	Maryland		7	1	117	A	Indiana		9	10		
												72	H	Michigan St.		0	11	161	A	Ball St.		8	9		
												72	H	Michigan St.		5	2	161	H	Ball St.		9	2		
												72	H	Michigan St.		3	5	176	H	Eastern Mich.		5	6		
												83	H	Nebraska		5	9	183	A	Kennesaw St.		2	5		
												83	H	Nebraska		8	9	194	A	Kansas		1	8		
												83	H	Nebraska		6	11	235	A	Georgia St.		5	3		
												93	A	Penn St.		6	7	239	N	Ohio		5	4		
												93	A	Penn St.		1	3	239	N	Ohio		4	6		
												93	A	Penn St.		2	7	239	N	Ohio		2	9		
												98	A	Indiana St.		1	4	249	N	North Dakota		5	0		
												98	H	Indiana St.		4	22	269	N	Saint Louis		2	3		
																		273	A	ETSU		2	4		
																		273	A	ETSU		8	9		
																		273	A	ETSU		19	6		
																		273	A	ETSU		2	8		
						LAST 15 GAMES																			
						59 A Maryland						3	11	72 H Michigan St.						0	11				
						59 A Maryland						0	6	176 H Eastern Mich.						5	6				
						59 A Maryland						7	1	117 A Indiana						6	7				
						98 H Indiana St.						4	22												
						161 H Ball St.						9	2												

Non-Div. I Games:

Purdue

72 H Michigan St.	5	2
72 H Michigan St.	3	5

P
u
r
d
u
e

P
u
r
d
u
e

[illegible]

Non-Div. I Games:

Buffalo

147 H Miami (OH)	0	3
147 H Miami (OH)	0	6

RPI	S	Opponent	Score	
271	A	UT Martin	5	3
271	A	UT Martin	15	8
271	A	UT Martin	8	5
297	A	Mt. St. Mary's	2	0
297	A	Mt. St. Mary's	15	0

Buffalo

B
u
f
f
a
l
o

B
u
f
f
a
l
o

Average RPI Win:	201	WON-LOST RECORD	WINNING PCT. RANK	LAST 15 GAMES	STRENGTH OF SCHEDULE	OPP. STRENGTH OF SCHEDULE	TEAM RPI	ADJ RPI	CONF. RPI	ADJ CONF. RPI	
Average RPI Loss:	173										
DIV. I ONLY		14-27-0	.34146 249	7-8-0	219	256	259	.43719 258	23	23	
DIV. I NON-CONF.		9-17-0	.34615 231	3-2-0	218	211	242	.44923 241	27	27	
<hr/>											
TOTALS	RPI 1-25	RPI 26-50		W-L RECORDS	RPI 51-100		RPI 101-150		RPI 150+		
14-27-0	0-0-0	0-1-0		OVERALL	2-5-0		2-2-0		10-19-0		
7-11-0	0-0-0	0-0-0		HOME	0-1-0		2-1-0		5-9-0		
7-14-0	0-0-0	0-0-0		AWAY	2-4-0		0-1-0		5-9-0		
0-2-0	0-0-0	0-1-0		NEUTRAL	0-0-0		0-0-0		0-1-0		
9-17-0	0-0-0	0-1-0		NON-CONFERENCE	1-3-0		2-2-0		6-11-0		
5-4-0	0-0-0	0-0-0		HOME	0-1-0		2-1-0		3-2-0		
4-11-0	0-0-0	0-0-		AWAY	1-2-0		0-1-0		3-8-0		
0-2-0	0-0-0	0-1-0		NEUTRAL	0-0-0		0-0-0		0-1-0		
5-10-0	0-0-0	0-0-0		CONFERENCE	1-2-0		0-0-0		4-8-0		
2-7-0	0-0-0	0-0-0		HOME	0-0-0		0-0-0		2-7-0		
3-3-0	0-0-0	0-0-0		AWAY	1-2-0		0-0-0		2-1-0		
0-0-0	0-0-0	0-0-0		NEUTRAL	0-0-0		0-0-0		0-0-0		
RPI S	Opponent	Score	RPI S	Opponent	Score	RPI S	Opponent	Score	RPI S	Opponent	Score
			36 N	Kentucky	2 15	57 A	High Point	9 10	136 H	Oakland	4 6
						57 A	High Point	0 3	136 H	Oakland	3 0
						57 A	High Point	5 1	147 A	Miami (OH)	3 7
						73 H	Wright St.	0 1	147 H	Miami (OH)	11 8
						88 A	VCU	2 9	155 A	Furman	3 9
						88 A	VCU	8 3	155 A	Furman	2 5
						88 A	VCU	3 5	155 A	Furman	1 8
									161 A	Ball St.	3 1
									161 A	Ball St.	0 10
									161 A	Ball St.	3 9
									161 A	Ball St.	1 6
									168 N	Stony Brook	6 11
									176 H	Eastern Mich.	6 7
									210 H	George Washington	2 6
									210 H	George Washington	2 4
									210 H	George Washington	2 1
									215 H	Eastern Ky.	5 2
									232 H	St. Bonaventure	3 4
									232 H	St. Bonaventure	3 6
									232 H	St. Bonaventure	13 12
									234 A	Toledo	12 10
									234 H	Toledo	14 6
									236 A	USC Upstate	4 6
									239 H	Ohio	3 4
									248 A	Northern Ky.	3 4
									255 A	Bowling Green	13 2
									269 H	Saint Louis	1 5
<hr/>											
LAST 15 GAMES			210 H George Washington 2 6			232 H St. Bonaventure 3 4			236 A USC Upstate 4 6		
			210 H George Washington 2 1			255 A Bowling Green 13 2			239 H Ohio 3 4		
			210 H George Washington 2 4			239 H Ohio 3 4			248 A Northern Ky. 3 4		
			248 A Northern Ky. 3 4						255 A Bowling Green 13 2		
			234 A Toledo 12 10						269 H Saint Louis 1 5		

Non-Div. I Games:

Dayton

232	H	St. Bonaventure	13	12
232	H	St. Bonaventure	3	6

RPI	S	Opponent	Score	
269	H	Saint Louis	2	7
269	H	Saint Louis	3	5
280	H	Butler	3	0
283	A	George Mason	9	2
283	A	George Mason	2	8
283	A	George Mason	9	6

Average RPI Win: 194		WON-LOST	WINNING	LAST 15	STRENGTH OF		OPP. STRENGTH	TEAM	ADJ	CONF.	ADJ CONF.
Average RPI Loss: 162		RECORD	PCT. RANK	GAMES	SCHEDULE		OF SCHEDULE	RPI	RPI	RPI	RPI
DIV. I ONLY		10-24-0	.29412	269	4-9-0		164	269	257	.43707	259
DIV. I NON-CONF.		2-14-0	.125	293	0-1-0		136	272	283	.41178	284
TOTALS		RPI 1-25	RPI 26-50		W-L RECORDS		RPI 51-100		RPI 101-150		RPI 150+
10-24-0	0-0-0	0-0-0		OVERALL		1-7-0		0-4-0		9-13-0	
5-7-0	0-0-0	0-0-0		HOME		1-2-0		0-0-0		4-5-0	
3-15-0	0-0-0	0-0-0		AWAY		0-5-0		0-4-0		3-6-0	
2-2-0	0-0-0	0-0-0		NEUTRAL		0-0-0		0-0-0		2-2-0	
2-14-0	0-0-0	0-0-0		NON-CONFERENCE		0-5-0		0-4-0		2-5-0	
0-0-0	0-0-0	0-0-0		HOME		0-0-0		0-0-0		0-0-0	
0-12-0	0-0-0	0-0-		AWAY		0-5-0		0-4-0		0-3-0	
2-2-0	0-0-0	0-0-0		NEUTRAL		0-0-0		0-0-0		2-2-0	
8-10-0	0-0-0	0-0-0		CONFERENCE		1-2-0		0-0-0		7-8-0	
5-7-0	0-0-0	0-0-0		HOME		1-2-0		0-0-0		4-5-0	
3-3-0	0-0-0	0-0-0		AWAY		0-0-0		0-0-0		3-3-0	
0-0-0	0-0-0	0-0-0		NEUTRAL		0-0-0		0-0-0		0-0-0	
RPI S	Opponent	Score	RPI S	Opponent	Score	RPI S	Opponent	Score	RPI S	Opponent	Score
						70 H	Oral Roberts	1 11	128 A	Southern Ill.	1 4
						70 H	Oral Roberts	9 4	128 A	Southern Ill.	0 9
						70 H	Oral Roberts	0 6	128 A	Southern Ill.	0 9
						89 A	Missouri St.	4 13	145 A	Bradley	3 6
						89 A	Missouri St.	3 15	181 A	North Dakota St.	12 8
						92 A	Arkansas	3 9	181 A	North Dakota St.	3 12
						92 A	Arkansas	2 3	181 A	North Dakota St.	0 3
						92 A	Arkansas	0 3	181 H	North Dakota St.	9 4
									181 H	North Dakota St.	7 6
									181 H	North Dakota St.	1 3
									207 A	Omaha	1 6
									207 A	Omaha	10 2
									207 A	Omaha	3 2
									209 H	South Dakota St.	3 2
									209 H	South Dakota St.	3 11
									209 H	South Dakota St.	2 0
									211 A	Tennessee Tech	5 6
									211 A	Tennessee Tech	12 13
									211 A	Tennessee Tech	3 6
									228 H	IPFW	1 9
									228 H	IPFW	5 11
									228 H	IPFW	1 8
									248 N	Northern Ky.	4 7
									248 N	Northern Ky.	8 6
									248 N	Northern Ky.	4 5
									248 N	Northern Ky.	16 11
LAST 15 GAMES						70 H	Oral Roberts	0 6			
			181 A	North Dakota St.	0 3	70 H	Oral Roberts	9 4			
			181 A	North Dakota St.	12 8	145 A	Bradley	3 6			
			181 A	North Dakota St.	3 12						
			228 H	IPFW	1 8						
			228 H	IPFW	5 11						

Non-Div. I Games: Ill.-Springfield 5 **13** St. Ambrose 9 1

Western Ill.

228 H IPFW	1	9
70 H Oral Roberts	1	11

W
e
s
t
e
r
n
I
l
l
.

W
e
s
t
e
r
n
I
l
l
.

Average RPI Win: 219		WON-LOST RECORD	WINNING PCT. RANK		LAST 15 GAMES	STRENGTH OF SCHEDULE	OPP. STRENGTH OF SCHEDULE	TEAM RPI	ADJ RPI	CONF. RPI	ADJ CONF. RPI				
Average RPI Loss: 154															
DIV. I ONLY		12-22-0	.35294	244	5-10-0	250	221	260	.43699	260	25	25			
DIV. I NON-CONF.		6-12-0	.33333	237	0-2-0	206	165	225	.46096	225	23	23			
<hr/>															
TOTALS		RPI 1-25		RPI 26-50		W-L RECORDS		RPI 51-100		RPI 101-150		RPI 150+			
12-22-0		0-0-0		0-2-0		OVERALL		0-6-0		1-3-0		11-11-0			
5-7-0		0-0-0		0-0-0		HOME		0-2-0		0-1-0		5-4-0			
6-13-0		0-0-0		0-0-0		AWAY		0-4-0		1-2-0		5-7-0			
1-2-0		0-0-0		0-2-0		NEUTRAL		0-0-0		0-0-0		1-0-0			
6-12-0		0-0-0		0-2-0		NON-CONFERENCE		0-4-0		1-3-0		5-3-0			
1-3-0		0-0-0		0-0-0		HOME		0-0-0		0-1-0		1-2-0			
4-7-0		0-0-0		0-0-		AWAY		0-4-0		1-2-0		3-1-0			
1-2-0		0-0-0		0-2-0		NEUTRAL		0-0-0		0-0-0		1-0-0			
6-10-0		0-0-0		0-0-0		CONFERENCE		0-2-0		0-0-0		6-8-0			
4-4-0		0-0-0		0-0-0		HOME		0-2-0		0-0-0		4-2-0			
2-6-0		0-0-0		0-0-0		AWAY		0-0-0		0-0-0		2-6-0			
0-0-0		0-0-0		0-0-0		NEUTRAL		0-0-0		0-0-0		0-0-0			
RPI	S	Opponent	Score	RPI	S	Opponent	Score	RPI	S	Opponent	Score				
				41	N	Alabama	0 2	97	H	Princeton	7 25	125	H	Rhode Island	6 10
				44	N	Notre Dame	6 7	97	H	Princeton	9 11	133	A	UCF	0 2
								99	A	Marshall	0 14	133	A	UCF	4 6
								99	A	Marshall	0 2	133	A	UCF	15 5
								99	A	Marshall	2 3	173	A	Holy Cross	11 12
								99	A	Marshall	2 7	173	A	Holy Cross	3 0
												173	H	Holy Cross	2 1
												173	H	Holy Cross	0 9
												188	H	UMass Lowell	8 9
												208	A	Columbia	2 10
												208	A	Columbia	3 7
												223	A	Penn	8 5
												223	A	Penn	1 3
												227	A	Harvard	0 6
												227	A	Harvard	6 0
												227	A	Harvard	1 2
												227	A	Harvard	3 4
												229	H	Dartmouth	3 4
												229	H	Dartmouth	4 2
												229	H	Dartmouth	2 0
												229	H	Dartmouth	0 15
				LAST 15 GAMES								241	H	Cornell	7 6
				227	A	Harvard	0 6	229	H	Dartmouth	3 4	241	H	Cornell	4 2
				227	A	Harvard	6 0	229	H	Dartmouth	4 2	243	A	Siena	10 2
				227	A	Harvard	3 4	125	H	Rhode Island	6 10	243	A	Siena	7 5
				227	A	Harvard	1 2					277	N	Bucknell	2 0
				188	H	UMass Lowell	8 9								

Non-Div. I Games:

Brown

229 H Dartmouth	2	0
229 H Dartmouth	0	15

B
r
o
w
n

B
r
o
w
n

Average RPI Win:	214	WON-LOST RECORD	WINNING PCT. RANK	LAST 15 GAMES	STRENGTH OF SCHEDULE	OPP. STRENGTH OF SCHEDULE	TEAM RPI	ADJ RPI	CONF. RPI	ADJ CONF. RPI		
DIV. I ONLY		13-26-0	.33333	253	4-11-0	216	276	261	.43608	261	29	29
DIV. I NON-CONF.		7-16-0	.30435	251	1-2-0	208	265	257	.44161	257	29	29
<hr/>												
TOTALS	RPI 1-25	RPI 26-50		W-L RECORDS		RPI 51-100		RPI 101-150		RPI 150+		
13-26-0	0-0-0	0-0-0		OVERALL		0-2-0		2-6-0		11-18-0		
5-10-0	0-0-0	0-0-0		HOME		0-1-0		1-4-0		4-5-0		
6-16-0	0-0-0	0-0-0		AWAY		0-1-0		1-2-0		5-13-0		
2-0-0	0-0-0	0-0-0		NEUTRAL		0-0-0		0-0-0		2-0-0		
7-16-0	0-0-0	0-0-0		NON-CONFERENCE		0-2-0		1-3-0		6-11-0		
2-5-0	0-0-0	0-0-0		HOME		0-1-0		0-1-0		2-3-0		
3-11-0	0-0-0	0-0-		AWAY		0-1-0		1-2-0		2-8-0		
2-0-0	0-0-0	0-0-0		NEUTRAL		0-0-0		0-0-0		2-0-0		
6-10-0	0-0-0	0-0-0		CONFERENCE		0-0-0		1-3-0		5-7-0		
3-5-0	0-0-0	0-0-0		HOME		0-0-0		1-3-0		2-2-0		
3-5-0	0-0-0	0-0-0		AWAY		0-0-0		0-0-0		3-5-0		
0-0-0	0-0-0	0-0-0		NEUTRAL		0-0-0		0-0-0		0-0-0		
RPI	S	Opponent	Score	RPI	S	Opponent	Score	RPI	S	Opponent	Score	
						68 A Rutgers	3 11			111 A Seton Hall	1 5	
						93 H Penn St.	12 20			119 H Saint Joseph's	4 9	
										131 A Wofford	8 14	
										134 A Gardner-Webb	7 6	
										150 H Navy	0 7	
										150 H Navy	7 5	
										150 H Navy	4 8	
										150 H Navy	6 19	
										159 H Monmouth	13 12	
										187 A Davidson	2 5	
										187 A Davidson	1 2	
										187 A Davidson	14 9	
										214 N Radford	9 4	
										220 N Rider	6 3	
										223 A Penn	5 7	
										223 A Penn	3 1	
										223 H Penn	5 6	
										223 H Penn	2 12	
										223 H Penn	5 4	
										233 A VMI	5 8	
										233 A VMI	2 8	
										233 A VMI	2 4	
										236 A USC Upstate	4 8	
										236 A USC Upstate	7 8	
										240 A Army West Point	11 2	
										240 A Army West Point	4 0	
										240 A Army West Point	6 3	
<hr/>												
LAST 15 GAMES												
						265 A Lehigh	3 6			277 H Bucknell	6 5	
						265 A Lehigh	2 5			277 H Bucknell	1 4	
						265 A Lehigh	4 10			150 H Navy	7 5	
						265 A Lehigh	3 4					
						159 H Monmouth	13 12					

Non-Div. I Games:

Lafayette

Lafayette

277	H	Bucknell	6	4
277	H	Bucknell	3	5

Through Games Of April 25, 2016

RPI	S	Opponent	Score	
240	A	Army West Point	3	9
253	H	Fairleigh Dickinson	6	7
265	A	Lehigh	2	5
265	A	Lehigh	3	4
265	A	Lehigh	4	10
265	A	Lehigh	3	6
277	H	Bucknell	6	5
277	H	Bucknell	3	5
277	H	Bucknell	6	4
277	H	Bucknell	1	4

Lafayette

L
a
f
a
y
e
t
t
e

L
a
f
a
y
e
t
t
e

Average RPI Win: 149		WON-LOST RECORD		WINNING PCT. RANK		LAST 15 GAMES		STRENGTH OF SCHEDULE		OPP. STRENGTH OF SCHEDULE		TEAM RPI		ADJ RPI		CONF. RPI		ADJ CONF. RPI					
DIV. I ONLY		9-24-0		.27273 275		3-12-0		144		148		262		.43497 262		9		9					
DIV. I NON-CONF.		7-14-0		.33333 237		1-2-0		178		128		259		.44083 259		12		12					
TOTALS		RPI 1-25		RPI 26-50		W-L RECORDS		RPI 51-100		RPI 101-150		RPI 150+											
9-24-0		1-0-0		0-1-0		OVERALL		0-7-0		3-5-0		5-11-0											
6-13-0		1-0-0		0-0-0		HOME		0-1-0		2-4-0		3-8-0											
2-9-0		0-0-0		0-1-0		AWAY		0-6-0		1-0-0		1-2-0											
1-2-0		0-0-0		0-0-0		NEUTRAL		0-0-0		0-1-0		1-1-0											
7-14-0		1-0-0		0-1-0		NON-CONFERENCE		0-4-0		2-3-0		4-6-0											
5-8-0		1-0-0		0-0-0		HOME		0-1-0		1-2-0		3-5-0											
1-4-0		0-0-0		0-0-		AWAY		0-3-0		1-0-0		0-0-0											
1-2-0		0-0-0		0-0-0		NEUTRAL		0-0-0		0-1-0		1-1-0											
2-10-0		0-0-0		0-0-0		CONFERENCE		0-3-0		1-2-0		1-5-0											
1-5-0		0-0-0		0-0-0		HOME		0-0-0		1-2-0		0-3-0											
1-5-0		0-0-0		0-0-0		AWAY		0-3-0		0-0-0		1-2-0											
0-0-0		0-0-0		0-0-0		NEUTRAL		0-0-0		0-0-0		0-0-0											
RPI	S	Opponent		Score		RPI	S	Opponent		Score		RPI	S	Opponent		Score							
25	H	Michigan		4	3	50	A	St. Mary's (CA)		6	7	58	A	Cal St. Fullerton		0	10						
												58	A	Cal St. Fullerton		3	13						
												58	A	Cal St. Fullerton		2	3						
												85	A	Arizona St.		3	4						
												85	A	Arizona St.		5	6						
												85	A	Arizona St.		2	3						
												86	H	Stanford		2	5						
														UC Irvine		4	6						
														UC Irvine		9	6						
														UC Irvine		1	11						
														Saint Joseph's		8	10						
														San Francisco		15	3						
														San Francisco		1	2						
														Nevada		1	3						
														Santa Clara		8	0						
														Utah Valley		2	0						
														Utah Valley		8	10						
														Air Force		6	2						
														Air Force		8	9						
														Air Force		2	5						
														Portland		4	3						
														Portland		0	12						
														Portland		4	7						
														Portland		6	9						
														Hawaii		5	6						
														Hawaii		0	5						
														Hawaii		2	7						
														UC Riverside		3	5						
														UC Riverside		5	8						
														UC Riverside		13	12						
														South Dakota St.		5	4						
LAST 15 GAMES						189 H Hawaii						2	7	197 A UC Riverside						5	8		
118 H UC Irvine						1	11	189 H Hawaii						0	5	197 A UC Riverside						13	12
118 H UC Irvine						4	6	189 H Hawaii						5	6								
118 H UC Irvine						9	6																
50 A St. Mary's (CA)						6	7																
58 A Cal St. Fullerton						3	13																

Non-Div. I Games:

UC Davis

58 A Cal St. Fullerton	2	3
58 A Cal St. Fullerton	0	10

U
C
D
a
v
i
s

U
C
D
a
v
i
s

Average RPI Win:		211	WON-LOST RECORD		WINNING PCT. RANK	LAST 15 GAMES	STRENGTH OF SCHEDULE		OPP. STRENGTH OF SCHEDULE	TEAM RPI	ADJ RPI	CONF. RPI	ADJ CONF. RPI				
Average RPI Loss:		126															
DIV. I ONLY			9-30-0		.23077	290	4-10-0		134	209	263	.4339	263	24	24		
DIV. I NON-CONF.			3-22-0		.12	294	0-5-0		90	151	271	.42755	271	24	24		
TOTALS		RPI 1-25		RPI 26-50		W-L RECORDS		RPI 51-100		RPI 101-150		RPI 150+					
9-30-0		0-1-0		0-2-0		OVERALL		1-13-0		0-2-0		8-12-0					
4-6-0		0-0-0		0-0-0		HOME		1-2-0		0-0-0		3-4-0					
2-17-0		0-1-0		0-1-0		AWAY		0-7-0		0-1-0		2-7-0					
3-7-0		0-0-0		0-1-0		NEUTRAL		0-4-0		0-1-0		3-1-0					
3-22-0		0-1-0		0-2-0		NON-CONFERENCE		0-11-0		0-2-0		3-6-0					
0-0-0		0-0-0		0-0-0		HOME		0-0-0		0-0-0		0-0-0					
0-15-0		0-1-0		0-0-		AWAY		0-7-0		0-1-0		0-5-0					
3-7-0		0-0-0		0-1-0		NEUTRAL		0-4-0		0-1-0		3-1-0					
6-8-0		0-0-0		0-0-0		CONFERENCE		1-2-0		0-0-0		5-6-0					
4-6-0		0-0-0		0-0-0		HOME		1-2-0		0-0-0		3-4-0					
2-2-0		0-0-0		0-0-0		AWAY		0-0-0		0-0-0		2-2-0					
0-0-0		0-0-0		0-0-0		NEUTRAL		0-0-0		0-0-0		0-0-0					
RPI	S	Opponent		Score		RPI	S	Opponent		Score		RPI	S	Opponent		Score	
25	A	Michigan		7 9		44	A	Notre Dame		6 7		52	N	Boston College		3 9	
						50	N	St. Mary's (CA)		4 15		54	N	Tennessee		1 20	
												72	A	Michigan St.		1 4	
												72	N	Michigan St.		3 7	
												84	H	Kent St.		13 10	
												84	H	Kent St.		2 5	
												84	H	Kent St.		5 17	
												89	A	Missouri St.		1 9	
												89	A	Missouri St.		1 7	
												89	A	Missouri St.		0 2	
												90	N	Illinois		4 9	
												92	A	Arkansas		4 9	
												92	A	Arkansas		3 4	
												92	A	Arkansas		1 6	
LAST 15 GAMES																	
						234	H	Toledo		3 4		72	N	Michigan St.		3 7	
						234	H	Toledo		1 0		226	A	Northern Ill.		2 3	
						234	H	Toledo		14 2		226	A	Northern Ill.		7 6	
						44	A	Notre Dame		6 7							
						161	H	Ball St.		2 4		280	N	Butler		8 3	

Non-Div. I Games: Saginaw Valley 7 4

Central Mich.

161 H Ball St.	7	10
161 H Ball St.	7	3

C
e
n
t
r
a
l
M
i
c
h
.

C
e
n
t
r
a
l
M
i
c
h
.

Average RPI Win:		204	WON-LOST RECORD		WINNING PCT. RANK		LAST 15 GAMES		STRENGTH OF SCHEDULE		OPP. STRENGTH OF SCHEDULE		TEAM RPI		ADJ RPI		CONF. RPI		ADJ CONF. RPI							
DIV. I ONLY			11-29-0		.275	272	5-10-0		173		197		264		.43268	264	12		12							
DIV. I NON-CONF.			6-15-0		.28571	257	1-1-0		229		236		278		.42138	278	9		9							
TOTALS		RPI 1-25		RPI 26-50		W-L RECORDS		RPI 51-100		RPI 101-150		RPI 150+														
11-29-0		0-2-0		0-2-0		OVERALL		1-9-0		3-5-0		7-11-0														
8-9-0		0-0-0		0-0-0		HOME		1-5-0		1-0-0		6-4-0														
3-17-0		0-2-0		0-1-0		AWAY		0-3-0		2-5-0		1-6-0														
0-3-0		0-0-0		0-1-0		NEUTRAL		0-1-0		0-0-0		0-1-0														
6-15-0		0-2-0		0-2-0		NON-CONFERENCE		0-1-0		2-3-0		4-7-0														
5-2-0		0-0-0		0-0-0		HOME		0-0-0		1-0-0		4-2-0														
1-10-0		0-2-0		0-0-		AWAY		0-0-0		1-3-0		0-4-0														
0-3-0		0-0-0		0-1-0		NEUTRAL		0-1-0		0-0-0		0-1-0														
5-14-0		0-0-0		0-0-0		CONFERENCE		1-8-0		1-2-0		3-4-0														
3-7-0		0-0-0		0-0-0		HOME		1-5-0		0-0-0		2-2-0														
2-7-0		0-0-0		0-0-0		AWAY		0-3-0		1-2-0		1-2-0														
0-0-0		0-0-0		0-0-0		NEUTRAL		0-0-0		0-0-0		0-0-0														
RPI	S	Opponent		Score		RPI	S	Opponent		Score		RPI	S	Opponent		Score										
24	A	Oklahoma St.		2	3	40	A	Dallas Baptist		1	17	51	N	Gonzaga		5	8	114	A	UT Arlington		0	13			
24	A	Oklahoma St.		1	7	44	N	Notre Dame		2	13	56	A	Southeastern La.		0	11	114	A	UT Arlington		3	9			
												56	A	Southeastern La.		2	4	114	A	UT Arlington		2	10			
												56	A	Southeastern La.		0	9	141	A	UTSA		5	2			
												75	H	McNeese St.		0	4	143	A	SFA		1	11			
												75	H	McNeese St.		8	7	143	A	SFA		14	4			
												75	H	McNeese St.		0	1	143	A	SFA		1	7			
												81	H	Sam Houston St.		3	23	145	H	Bradley		6	2			
												81	H	Sam Houston St.		3	12	152	A	Texas St.		4	5			
												81	H	Sam Houston St.		2	8	152	A	Texas St.		0	4			
																		152	A	Texas St.		5	22			
																		186	A	Houston Baptist		0	2			
																		186	A	Houston Baptist		3	2			
																		186	A	Houston Baptist		1	3			
																		212	H	Nicholls St.		7	5			
																		212	H	Nicholls St.		3	8			
																		212	H	Nicholls St.		4	8			
																		231	H	A&M-Corpus Christi		5	4			
																		270	H	LIU Brooklyn		8	2			
																		270	H	LIU Brooklyn		7	10			
																		270	H	LIU Brooklyn		7	4			
																		274	A	UTRGV		3	4			
																		274	H	UTRGV		6	5			
																		286	N	Texas Southern		1	3			
																		296	H	Prairie View		12	2			
																		296	H	Prairie View		1	5			

81 H Sam Houston St.	3	12
231 H A&M-Corpus Christi	5	4

I
n
c
a
r
n
a
t
e
W
o
r
d

I
n
c
a
r
n
a
t
e
W
o
r
d

Average RPI Win:	246	WON-LOST RECORD	WINNING PCT. RANK	LAST 15 GAMES	STRENGTH OF SCHEDULE	OPP. STRENGTH OF SCHEDULE	TEAM RPI	ADJ RPI	CONF. RPI	ADJ CONF. RPI	
Average RPI Loss:	210										
DIV. I ONLY	18-26-0	.40909	216	7-8-0	264	287	265	.43265	265	29	29
DIV. I NON-CONF.	11-17-0	.39286	213	1-2-0	285	296	280	.41895	280	29	29
<hr/>											
TOTALS	RPI 1-25	RPI 26-50		W-L RECORDS		RPI 51-100		RPI 101-150		RPI 150+	
18-26-0	0-0-0	0-0-0		OVERALL		0-3-0		1-4-0		17-19-0	
10-7-0	0-0-0	0-0-0		HOME		0-0-0		0-0-0		10-7-0	
6-16-0	0-0-0	0-0-0		AWAY		0-3-0		1-3-0		5-10-0	
2-3-0	0-0-0	0-0-0		NEUTRAL		0-0-0		0-1-0		2-2-0	
<hr/>											
11-17-0	0-0-0	0-0-0		NON-CONFERENCE		0-3-0		0-1-0		11-13-0	
5-4-0	0-0-0	0-0-0		HOME		0-0-0		0-0-0		5-4-0	
4-10-0	0-0-0	0-0-		AWAY		0-3-0		0-0-0		4-7-0	
2-3-0	0-0-0	0-0-0		NEUTRAL		0-0-0		0-1-0		2-2-0	
<hr/>											
7-9-0	0-0-0	0-0-0		CONFERENCE		0-0-0		1-3-0		6-6-0	
5-3-0	0-0-0	0-0-0		HOME		0-0-0		0-0-0		5-3-0	
2-6-0	0-0-0	0-0-0		AWAY		0-0-0		1-3-0		1-3-0	
0-0-0	0-0-0	0-0-0		NEUTRAL		0-0-0		0-0-0		0-0-0	
<hr/>											
RPI	S	Opponent	Score	RPI	S	Opponent	Score	RPI	S	Opponent	Score
						99 A Marshall	2 4			145 N Bradley	1 2
						99 A Marshall	4 6			150 A Navy	0 3
						99 A Marshall	6 12			150 A Navy	9 2
										150 A Navy	3 10
										150 A Navy	0 3
										173 H Holy Cross	3 12
										173 H Holy Cross	4 5
										173 H Holy Cross	1 6
										173 H Holy Cross	5 4
										178 H Delaware	16 7
										213 A Manhattan	2 10
										213 A Manhattan	6 4
										213 H Manhattan	0 2
										220 A Rider	9 10
										220 H Rider	9 8
										223 H Penn	4 11
										229 N Dartmouth	5 4
										229 N Dartmouth	15 7
										229 N Dartmouth	4 5
										247 A Villanova	6 8
										253 A Fairleigh Dickinson	6 10
										253 A Fairleigh Dickinson	0 7
										253 H Fairleigh Dickinson	5 6
										253 H Fairleigh Dickinson	4 5
										261 H Lafayette	6 3
										261 H Lafayette	5 2
										261 H Lafayette	4 3
										294 A UMES	4 5

Non-Div. I Games:

Lehigh

294	A	UMES	6	7
150	A	Navy	3	10

RPI	S	Opponent	Score	
261	H	Lafayette	10	4
266	H	NYIT	10	5
268	N	Maine	6	11
277	A	Bucknell	2	11
277	A	Bucknell	3	4
277	A	Bucknell	5	7
277	A	Bucknell	10	1
284	A	Norfolk St.	7	6
284	A	Norfolk St.	7	2
284	A	Norfolk St.	10	3
294	A	UMES	4	5
294	A	UMES	6	7
295	H	Saint Peter's	6	3
299	H	Coppin St.	10	4

Average RPI Win: 229		WON-LOST	WINNING	LAST 15	STRENGTH OF		OPP. STRENGTH	TEAM	ADJ		CONF.	ADJ CONF.	
Average RPI Loss: 211		RECORD	PCT. RANK	GAMES	SCHEDULE		OF SCHEDULE	RPI	RPI		RPI	RPI	
DIV. I ONLY		17-20-0	.45946	181	7-8-0		290	274	266	.43261	266	30	30
DIV. I NON-CONF.		17-20-0	.45946	172	7-8-0		292	287	261	.43261	261	30	30
TOTALS		RPI 1-25	RPI 26-50		W-L RECORDS		RPI 51-100		RPI 101-150		RPI 150+		
17-20-0	0-0-0	0-0-0		OVERALL		1-1-0		0-0-0		16-19-0			
8-6-0	0-0-0	0-0-0		HOME		0-0-0		0-0-0		8-6-0			
6-12-0	0-0-0	0-0-0		AWAY		0-0-0		0-0-0		6-11-0			
3-2-0	0-0-0	0-0-0		NEUTRAL		1-1-0		0-0-0		2-1-0			
17-20-0	0-0-0	0-0-0		NON-CONFERENCE		1-1-0		0-0-0		16-19-0			
8-6-0	0-0-0	0-0-0		HOME		0-0-0		0-0-0		8-6-0			
6-12-0	0-0-0	0-0-		AWAY		0-0-0		0-0-0		6-12-0			
3-2-0	0-0-0	0-0-0		NEUTRAL		1-1-0		0-0-0		2-1-0			
0-0-0	0-0-0	0-0-0		CONFERENCE		0-0-0		0-0-0		0-0-0			
0-0-0	0-0-0	0-0-0		HOME		0-0-0		0-0-0		0-0-0			
0-0-0	0-0-0	0-0-0		AWAY		0-0-0		0-0-0		0-0-0			
0-0-0	0-0-0	0-0-0		NEUTRAL		0-0-0		0-0-0		0-0-0			
RPI	S	Opponent	Score	RPI	S	Opponent	Score	RPI	S	Opponent	Score		
										</			

213	A	Manhattan	6	7
223	H	Penn	6	5

RPI	S	Opponent	Score	
268	A	Maine	5	8
268	A	Maine	9	4
268	A	Maine	4	2
268	A	Maine	1	4
270	A	LIU Brooklyn	4	3
299	N	Coppin St.	4	10
299	N	Coppin St.	14	7
299	N	Coppin St.	5	2

Average RPI Win: 197		WON-LOST RECORD		WINNING PCT. RANK		LAST 15 GAMES		STRENGTH OF SCHEDULE		OPP. STRENGTH OF SCHEDULE		TEAM RPI		ADJ RPI		CONF. RPI		ADJ CONF. RPI	
DIV. I ONLY		5-33-0		.13158 299		2-12-0		91		186		267		.43195 267		21		21	
DIV. I NON-CONF.		3-17-0		.15 290		0-3-0		196		86		265		.43115 265		21		21	
TOTALS		RPI 1-25		RPI 26-50		W-L RECORDS		RPI 51-100		RPI 101-150		RPI 150+							
5-33-0		0-4-0		0-3-0		OVERALL		1-10-0		0-1-0		4-15-0							
1-8-0		0-0-0		0-0-0		HOME		0-3-0		0-0-0		1-5-0							
4-24-0		0-4-0		0-3-0		AWAY		1-6-0		0-1-0		3-10-0							
0-1-0		0-0-0		0-0-0		NEUTRAL		0-1-0		0-0-0		0-0-0							
3-17-0		0-4-0		0-0-0		NON-CONFERENCE		1-4-0		0-1-0		2-8-0							
0-0-0		0-0-0		0-0-0		HOME		0-0-0		0-0-0		0-0-0							
3-16-0		0-4-0		0-0-		AWAY		1-3-0		0-1-0		2-8-0							
0-1-0		0-0-0		0-0-0		NEUTRAL		0-1-0		0-0-0		0-0-0							
2-16-0		0-0-0		0-3-0		CONFERENCE		0-6-0		0-0-0		2-7-0							
1-8-0		0-0-0		0-0-0		HOME		0-3-0		0-0-0		1-5-0							
1-8-0		0-0-0		0-3-0		AWAY		0-3-0		0-0-0		1-2-0							
0-0-0		0-0-0		0-0-0		NEUTRAL		0-0-0		0-0-0		0-0-0							
RPI S	Opponent		Score		RPI S	Opponent		Score		RPI S	Opponent		Score		RPI S	Opponent		Score	
17 A	Vanderbilt		1	9	37 A	Southeast Mo. St.		1	15	65 H	Jacksonville St.		3	10	128 A	Southern Ill.		2	10
19 A	Southern Miss.		4	6	37 A	Southeast Mo. St.		11	12	65 H	Jacksonville St.		3	4	167 A	Central Ark.		2	4
19 A	Southern Miss.		1	6	37 A	Southeast Mo. St.		7	20	65 H	Jacksonville St.		4	6	167 A	Central Ark.		3	4
19 A	Southern Miss.		1	18						67 A	Austin Peay		3	6	167 A	Central Ark.		1	9
										67 A	Austin Peay		3	5	167 A	Central Ark.		5	6
										67 A	Austin Peay		6	13	205 A	Murray St.		9	3
										90 A	Illinois		7	9	205 A	Murray St.		11	31
										90 N	Illinois		4	5	205 A	Murray St.		4	9
										92 A	Arkansas		2	3	211 H	Tennessee Tech		3	8
										92 A	Arkansas		10	8	211 H	Tennessee Tech		6	8
										92 A	Arkansas		2	5	211 H	Tennessee Tech		3	5
															216 A	Memphis		10	9
															216 A	Memphis		1	2
															216 A	Memphis		0	23
															224 A	Lipscomb		9	16
															225 H	Belmont		9	8
															225 H	Belmont		1	6
															225 H	Belmont		9	21
															246 A	Illinois St.		2	1
															269 A	Saint Louis		0	2
LAST 15 GAMES																			
					225 H	Belmont		1	6	128 A	Southern Ill.		2	10					
					225 H	Belmont		9	8	211 H	Tennessee Tech		6	8					
					225 H	Belmont		9	21	211 H	Tennessee Tech		3	5					
					90 N	Illinois		4	5										
					37 A	Southeast Mo. St.		7	20										

Non-Div. I Games: Illinois Col. 7 6 Robert Morris-Peoria 14 0

Eastern Ill.

37 A Southeast Mo. St.	11	12
37 A Southeast Mo. St.	1	15

E
a
s
t
e
r
n
I
l
l
.

E
a
s
t
e
r
n
I
l
l
.

Average RPI Win: 204		WON-LOST	WINNING	LAST 15	STRENGTH OF		OPP. STRENGTH	TEAM	ADJ		CONF.	ADJ CONF.			
Average RPI Loss: 164		RECORD	PCT. RANK	GAMES	SCHEDULE		OF SCHEDULE	RPI	RPI		RPI	RPI			
DIV. I ONLY		9-26-0	.25714	281	4-9-0		159	269	268	.43143	268	20	20		
DIV. I NON-CONF.		7-17-0	.29167	256	2-2-0		185	283	258	.44147	258	20	20		
TOTALS		RPI 1-25	RPI 26-50		W-L RECORDS		RPI 51-100		RPI 101-150		RPI 150+				
9-26-0		1-3-0	0-0-0		OVERALL		0-3-0		0-6-0		8-14-0				
4-6-0		0-0-0	0-0-0		HOME		0-0-0		0-3-0		4-3-0				
3-13-0		1-3-0	0-0-0		AWAY		0-2-0		0-3-0		2-3-0				
2-7-0		0-0-0	0-0-0		NEUTRAL		0-0-0		0-0-0		2-7-0				
7-17-0		1-3-0	0-0-0		NON-CONFERENCE		0-0-0		0-3-0		6-11-0				
2-2-0		0-0-0	0-0-0		HOME		0-0-0		0-0-0		2-2-0				
3-8-0		1-3-0	0-0-		AWAY		0-0-0		0-3-0		2-2-0				
2-7-0		0-0-0	0-0-0		NEUTRAL		0-0-0		0-0-0		2-7-0				
2-9-0		0-0-0	0-0-0		CONFERENCE		0-3-0		0-3-0		2-3-0				
2-4-0		0-0-0	0-0-0		HOME		0-0-0		0-3-0		2-1-0				
0-5-0		0-0-0	0-0-0		AWAY		0-3-0		0-0-0		0-2-0				
0-0-0		0-0-0	0-0-0		NEUTRAL		0-0-0		0-0-0		0-0-0				
RPI S	Opponent	Score		RPI S	Opponent	Score		RPI S	Opponent	Score		RPI S	Opponent	Score	
7 A	Miami (FL)	2	6					76 A	Hartford	5	6	139 H	Binghamton	1	8
11 A	Clemson	2	19					76 A	Hartford	4	11	139 H	Binghamton	0	2
11 A	Clemson	4	3					76 A	Hartford	1	4	139 H	Binghamton	1	6
11 A	Clemson	4	9									148 A	Stetson	6	7
												148 A	Stetson	1	5
												148 A	Stetson	4	6
												168 A	Stony Brook	1	2
												168 A	Stony Brook	0	11
												177 A	New Mexico St.	13	3
												177 A	New Mexico St.	2	3
												177 A	New Mexico St.	3	7
												177 A	New Mexico St.	3	1
												181 N	North Dakota St.	3	4
												204 H	UMBC	6	3
												204 H	UMBC	7	5
												204 H	UMBC	1	3
												229 N	Dartmouth	2	4
												232 N	St. Bonaventure	3	4
												232 N	St. Bonaventure	2	9
												265 N	Lehigh	11	6
												266 H	NYIT	4	9
												266 H	NYIT	8	5
												266 H	NYIT	4	1
												266 H	NYIT	2	4
												270 N	LIU Brooklyn	3	2
												277 N	Bucknell	3	6
												279 N	Massachusetts	1	10

Non-Div. I Games: Thomas (ME) 8 4 Me.-Presque Isle 11 0

Maine

204	H	UMBC	6	3
266	H	NYIT	4	1

RPI	S	Opponent	Score	
279	N	Massachusetts	3	5

Maine

M
a
i
n
e

M
a
i
n
e

Average RPI Win:	256	WON-LOST	WINNING	LAST 15	STRENGTH OF	OPP. STRENGTH	TEAM	ADJ	CONF.	ADJ CONF.		
Average RPI Loss:	133	RECORD	PCT. RANK	GAMES	SCHEDULE	OF SCHEDULE	RPI	RPI	RPI	RPI		
DIV. I ONLY		16-24-0	.4	218	4-11-0	268	199	269	.43116	269	23	23
DIV. I NON-CONF.		8-20-0	.28571	257	0-7-0	275	173	291	.39154	290	27	27
<hr/>												
TOTALS	RPI 1-25	RPI 26-50		W-L RECORDS		RPI 51-100		RPI 101-150		RPI 150+		
16-24-0	0-0-0	0-5-0		OVERALL		0-4-0		1-6-0		15-9-0		
11-6-0	0-0-0	0-1-0		HOME		0-0-0		1-2-0		10-3-0		
4-8-0	0-0-0	0-0-0		AWAY		0-4-0		0-0-0		4-4-0		
1-10-0	0-0-0	0-4-0		NEUTRAL		0-0-0		0-4-0		1-2-0		
8-20-0	0-0-0	0-5-0		NON-CONFERENCE		0-4-0		0-4-0		8-7-0		
7-4-0	0-0-0	0-1-0		HOME		0-0-0		0-0-0		7-3-0		
0-6-0	0-0-0	0-0-		AWAY		0-4-0		0-0-0		0-2-0		
1-10-0	0-0-0	0-4-0		NEUTRAL		0-0-0		0-4-0		1-2-0		
8-4-0	0-0-0	0-0-0		CONFERENCE		0-0-0		1-2-0		7-2-0		
4-2-0	0-0-0	0-0-0		HOME		0-0-0		1-2-0		3-0-0		
4-2-0	0-0-0	0-0-0		AWAY		0-0-0		0-0-0		4-2-0		
0-0-0	0-0-0	0-0-0		NEUTRAL		0-0-0		0-0-0		0-0-0		
RPI	S	Opponent	Score	RPI	S	Opponent	Score	RPI	S	Opponent	Score	
37	H	Southeast Mo. St.	3 10	89	A	Missouri St.	4 15	102	N	Missouri	3 5	
43	N	BYU	3 11	90	A	Illinois	1 3	113	N	Morehead St.	1 4	
43	N	BYU	7 21	90	A	Illinois	2 6	119	H	Saint Joseph's	22 6	
43	N	BYU	0 5	90	A	Illinois	4 6	119	H	Saint Joseph's	2 3	
43	N	BYU	7 11					119	H	Saint Joseph's	2 3	
								121	N	Arkansas St.	4 5	
								121	N	Arkansas St.	2 9	
								158	A	Richmond	13 7	
								158	A	Richmond	3 5	
								158	A	Richmond	2 4	
								194	A	Kansas	3 5	
								205	H	Murray St.	1 9	
								207	N	Omaha	2 16	
								238	A	SIUE	8 9	
								238	H	SIUE	1 6	
								246	H	Illinois St.	5 4	
								249	N	North Dakota	2 7	
								256	N	Purdue	3 2	
								258	A	Dayton	5 3	
								258	A	Dayton	7 2	
								258	A	Dayton	5 1	
								267	H	Eastern Ill.	2 0	
								280	H	Butler	13 12	
								280	H	Butler	9 4	
								280	H	Butler	6 8	
								283	H	George Mason	15 0	
								283	H	George Mason	15 6	
LAST 15 GAMES												
119	H	Saint Joseph's	22 6	205	H	Murray St.	1 9	280	H	Butler	9 4	
119	H	Saint Joseph's	2 3	238	H	SIUE	1 6	280	H	Butler	6 8	
119	H	Saint Joseph's	2 3	158	A	Richmond	3 5	283	H	George Mason	15 0	
37	H	Southeast Mo. St.	3 10					283	H	George Mason	15 6	
90	A	Illinois	2 6									

Non-Div. I Games:	Rockhurst	2	1
-------------------	-----------	---	---

Saint Louis

90	A	Illinois	1	3
90	A	Illinois	4	6

RPI	S	Opponent	Score	
283	H	George Mason	3	2
291	H	Chicago St.	8	2
291	H	Chicago St.	7	1
291	H	Chicago St.	7	0

S
a
i
n
t
L
o
u
i
s

S
a
i
n
t
L
o
u
i
s

Saint Louis

Average RPI Win: 259		WON-LOST RECORD		WINNING PCT. RANK		LAST 15 GAMES		STRENGTH OF SCHEDULE		OPP. STRENGTH OF SCHEDULE		TEAM RPI		ADJ RPI		CONF. RPI		ADJ CONF. RPI	
DIV. I ONLY		11-25-0		.30556 266		6-9-0		244		257		270		.43041 270		27		27	
DIV. I NON-CONF.		6-16-0		.27273 262		1-4-0		268		249		273		.42624 273		28		28	
TOTALS		RPI 1-25		RPI 26-50		W-L RECORDS		RPI 51-100		RPI 101-150		RPI 150+							
11-25-0		0-0-0		0-5-0		OVERALL		0-0-0		1-9-0		10-11-0							
4-7-0		0-0-0		0-0-0		HOME		0-0-0		0-4-0		4-3-0							
7-17-0		0-0-0		0-5-0		AWAY		0-0-0		1-5-0		6-7-0							
0-1-0		0-0-0		0-0-0		NEUTRAL		0-0-0		0-0-0		0-1-0							
6-16-0		0-0-0		0-3-0		NON-CONFERENCE		0-0-0		1-5-0		5-8-0							
0-3-0		0-0-0		0-0-0		HOME		0-0-0		0-0-0		0-3-0							
6-12-0		0-0-0		0-0-		AWAY		0-0-0		1-5-0		5-4-0							
0-1-0		0-0-0		0-0-0		NEUTRAL		0-0-0		0-0-0		0-1-0							
5-9-0		0-0-0		0-2-0		CONFERENCE		0-0-0		0-4-0		5-3-0							
4-4-0		0-0-0		0-0-0		HOME		0-0-0		0-4-0		4-0-0							
1-5-0		0-0-0		0-2-0		AWAY		0-0-0		0-0-0		1-3-0							
0-0-0		0-0-0		0-0-0		NEUTRAL		0-0-0		0-0-0		0-0-0							
RPI	S	Opponent		Score		RPI	S	Opponent		Score		RPI	S	Opponent		Score			
		27	A	Fla. Atlantic	1	5			111	A	Seton Hall	6	3						
		27	A	Fla. Atlantic	2	17			111	A	Seton Hall	1	6						
		27	A	Fla. Atlantic	3	4			111	A	Seton Hall	0	10						
		35	A	Bryant	1	5			129	H	Sacred Heart	0	8						
		35	A	Bryant	1	3			129	H	Sacred Heart	0	11						
									129	H	Sacred Heart	2	5						
									129	H	Sacred Heart	0	5						
									133	A	UCF	7	12						
									133	A	UCF	2	5						
									133	A	UCF	3	4						
									168	H	Stony Brook	1	8						
									217	A	Central Conn. St.	1	3						
									217	A	Central Conn. St.	4	13						
									217	A	Central Conn. St.	1	4						
									217	A	Central Conn. St.	2	0						
									230	H	Hofstra	6	12						
									264	A	Incarnate Word	4	7						
									264	A	Incarnate Word	10	7						
									264	A	Incarnate Word	2	8						
									266	H	NYIT	3	4						
									268	N	Maine	2	3						
									278	H	Wagner	5	2						
									278	H	Wagner	9	1						
									168	H	Stony Brook	1	8						
									278	H	Wagner	5	3						
									278	H	Wagner	4	1						
									283	A	George Mason	8	9						
									283	A	George Mason	10	7						
LAST 15 GAMES																			
		217	A	Central Conn. St.	4	13			111	A	Seton Hall	0	10						
		217	A	Central Conn. St.	1	4			168	H	Stony Brook	1	8						
		217	A	Central Conn. St.	1	3			278	H	Wagner	4	1						
		217	A	Central Conn. St.	2	0													
		230	H	Hofstra	6	12													

Non-Div. I Games:

LIU Brooklyn

111	A	Seton Hall	6	3
111	A	Seton Hall	1	6

RPI	S	Opponent	Score	
283	A	George Mason	11	2
288	A	Savannah St.	4	3
288	A	Savannah St.	2	3
288	A	Savannah St.	11	3

Average RPI Win:		245	WON-LOST RECORD		WINNING PCT. RANK	LAST 15 GAMES	STRENGTH OF SCHEDULE		OPP. STRENGTH OF SCHEDULE	TEAM RPI	ADJ RPI	CONF. RPI	ADJ CONF. RPI				
Average RPI Loss:		170															
DIV. I ONLY			12-26-0		.31579	263	5-9-0		174	286	271	.43034	271	21	21		
DIV. I NON-CONF.			8-12-0		.4	206	3-2-0		244	298	267	.42967	267	21	21		
TOTALS		RPI 1-25		RPI 26-50		W-L RECORDS		RPI 51-100		RPI 101-150		RPI 150+					
12-26-0		0-3-0		0-3-0		OVERALL		0-1-0		1-2-0		11-17-0					
8-12-0		0-0-0		0-3-0		HOME		0-1-0		0-0-0		8-8-0					
4-14-0		0-3-0		0-0-0		AWAY		0-0-0		1-2-0		3-9-0					
0-0-0		0-0-0		0-0-0		NEUTRAL		0-0-0		0-0-0		0-0-0					
8-12-0		0-3-0		0-0-0		NON-CONFERENCE		0-1-0		0-0-0		8-8-0					
5-6-0		0-0-0		0-0-0		HOME		0-1-0		0-0-0		5-5-0					
3-6-0		0-3-0		0-0-		AWAY		0-0-0		0-0-0		3-3-0					
0-0-0		0-0-0		0-0-0		NEUTRAL		0-0-0		0-0-0		0-0-0					
4-14-0		0-0-0		0-3-0		CONFERENCE		0-0-0		1-2-0		3-9-0					
3-6-0		0-0-0		0-3-0		HOME		0-0-0		0-0-0		3-3-0					
1-8-0		0-0-0		0-0-0		AWAY		0-0-0		1-2-0		0-6-0					
0-0-0		0-0-0		0-0-0		NEUTRAL		0-0-0		0-0-0		0-0-0					
RPI	S	Opponent		Score		RPI	S	Opponent		Score		RPI	S	Opponent		Score	
5	A	Ole Miss		2	8	37	H	Southeast Mo. St.		2	26	87	H	Evansville		9	29
13	A	Mississippi St.		0	14	37	H	Southeast Mo. St.		6	19						
17	A	Vanderbilt		6	11	37	H	Southeast Mo. St.		6	15						

Non-Div. I Games: Union (TN) 10 3

UT Martin

113 A Morehead St.	4	10
215 H Eastern Ky.	1	16

RPI	S	Opponent	Score	
289	H	Jackson St.	11	8
289	H	Jackson St.	13	3
289	H	Jackson St.	10	4
298	A	Alabama A&M	9	2

UT Martin

U
T
M
a
r
t
i
n

U
T
M
a
r
t
i
n

Average RPI Win: 242		WON-LOST	WINNING	LAST 15	STRENGTH OF		OPP. STRENGTH	TEAM	ADJ	CONF.	ADJ CONF.
Average RPI Loss: 199		RECORD	PCT. RANK	GAMES	SCHEDULE		OF SCHEDULE	RPI	RPI	RPI	RPI
DIV. I ONLY		20-22-0	.47619	163	7-7-0		289	248	271	.43034	271
DIV. I NON-CONF.		11-11-0	.5	145	4-2-0		270	228	247	.448	247
TOTALS		RPI 1-25	RPI 26-50		W-L RECORDS		RPI 51-100		RPI 101-150		RPI 150+
20-22-0		0-0-0	0-0-0		OVERALL		1-1-0		0-3-0		19-18-0
14-10-0		0-0-0	0-0-0		HOME		1-0-0		0-3-0		13-7-0
6-12-0		0-0-0	0-0-0		AWAY		0-1-0		0-0-0		6-11-0
0-0-0		0-0-0	0-0-0		NEUTRAL		0-0-0		0-0-0		0-0-0
11-11-0		0-0-0	0-0-0		NON-CONFERENCE		1-1-0		0-3-0		10-7-0
8-6-0		0-0-0	0-0-0		HOME		1-0-0		0-3-0		7-3-0
3-5-0		0-0-0	0-0-		AWAY		0-1-0		0-0-0		3-4-0
0-0-0		0-0-0	0-0-0		NEUTRAL		0-0-0		0-0-0		0-0-0
9-11-0		0-0-0	0-0-0		CONFERENCE		0-0-0		0-0-0		9-11-0
6-4-0		0-0-0	0-0-0		HOME		0-0-0		0-0-0		6-4-0
3-7-0		0-0-0	0-0-0		AWAY		0-0-0		0-0-0		3-7-0
0-0-0		0-0-0	0-0-0		NEUTRAL		0-0-0		0-0-0		0-0-0
RPI S	Opponent	Score	RPI S	Opponent	Score	RPI S	Opponent	Score	RPI S	Opponent	Score
						57 H	High Point	14 1	113 H	Morehead St.	1 4
						63 A	Duke	0 3	113 H	Morehead St.	4 24
									113 H	Morehead St.	2 4
									153 A	Longwood	7 4
									153 H	Longwood	5 3
									162 A	Presbyterian	6 15
									163 H	Campbell	11 15
									169 A	Florida A&M	4 6
									169 A	Florida A&M	3 6
									169 A	Florida A&M	4 16
									206 A	Bethune-Cookman	1 2
									206 A	Bethune-Cookman	4 5
									206 A	Bethune-Cookman	2 3
									206 H	Bethune-Cookman	3 11
									206 H	Bethune-Cookman	4 3
									206 H	Bethune-Cookman	4 13
									222 H	Niagara	13 10
									222 H	Niagara	10 6
									222 H	Niagara	7 3
									222 H	Niagara	11 12
									242 H	NJIT	8 4
									242 H	NJIT	6 5
									242 H	NJIT	4 5
									245 A	Charleston So.	6 9
									250 A	Appalachian St.	1 12
									250 H	Appalachian St.	4 1
									284 A	Norfolk St.	6 3
LAST 15 GAMES											
						206 A	Bethune-Cookman	4 5	63 A	Duke	0 3
						206 A	Bethune-Cookman	1 2	285 A	UNC Asheville	6 2
						206 A	Bethune-Cookman	2 3	285 A	UNC Asheville	5 6
						153 H	Longwood	5 3			
						287 H	N.C. A&T	8 4			

Non-Div. I Games: Virginia St. 14 4

N.C. Central

287 H N.C. A&T	8	0
287 H N.C. A&T	4	3

RPI	S	Opponent	Score	
284	H	Norfolk St.	9	13
285	A	UNC Asheville	6	2
285	A	UNC Asheville	5	6
285	A	UNC Asheville	5	2
287	A	N.C. A&T	7	4
287	A	N.C. A&T	8	6
287	A	N.C. A&T	2	15
287	H	N.C. A&T	8	0
287	H	N.C. A&T	4	3
287	H	N.C. A&T	8	4
288	H	Savannah St.	2	4
288	H	Savannah St.	9	5
288	H	Savannah St.	2	1

Average RPI Win: 221		WON-LOST	WINNING	LAST 15	STRENGTH OF	OPP. STRENGTH	TEAM	ADJ	CONF.	ADJ CONF.		
Average RPI Loss: 139		RECORD	PCT. RANK	GAMES	SCHEDULE	OF SCHEDULE	RPI	RPI	RPI	RPI		
DIV. I ONLY		16-23-0	.41026	215	4-11-0	272	142	273	.42982	273	14	14
DIV. I NON-CONF.		13-14-0	.48148	162	2-4-0	297	178	284	.41338	283	17	17
<hr/>												
TOTALS		RPI 1-25		RPI 26-50		W-L RECORDS		RPI 51-100		RPI 101-150		RPI 150+
16-23-0		0-0-0		0-6-0		OVERALL		1-3-0		1-5-0		14-9-0
12-13-0		0-0-0		0-0-0		HOME		1-3-0		0-3-0		11-7-0
4-10-0		0-0-0		0-6-0		AWAY		0-0-0		1-2-0		3-2-0
0-0-0		0-0-0		0-0-0		NEUTRAL		0-0-0		0-0-0		0-0-0
13-14-0		0-0-0		0-3-0		NON-CONFERENCE		1-3-0		0-0-0		12-8-0
10-9-0		0-0-0		0-0-0		HOME		1-3-0		0-0-0		9-6-0
3-5-0		0-0-0		0-0-		AWAY		0-0-0		0-0-0		3-2-0
0-0-0		0-0-0		0-0-0		NEUTRAL		0-0-0		0-0-0		0-0-0
3-9-0		0-0-0		0-3-0		CONFERENCE		0-0-0		1-5-0		2-1-0
2-4-0		0-0-0		0-0-0		HOME		0-0-0		0-3-0		2-1-0
1-5-0		0-0-0		0-3-0		AWAY		0-0-0		1-2-0		0-0-0
0-0-0		0-0-0		0-0-0		NEUTRAL		0-0-0		0-0-0		0-0-0
RPI	S	Opponent	Score	RPI	S	Opponent	Score	RPI	S	Opponent	Score	
				26	A	UNCW	7 17	54	H	Tennessee	2 11	104 H Mercer 8 9
				26	A	UNCW	5 15	94	H	FGCU	6 4	104 H Mercer 5 7
				26	A	UNCW	11 16	94	H	FGCU	10 11	104 H Mercer 9 12
				46	A	UNCG	6 13	94	H	FGCU	4 7	110 A Western Caro. 9 15
				46	A	UNCG	5 6					110 A Western Caro. 11 12
				46	A	UNCG	7 9					110 A Western Caro. 14 8
												155 H Furman 6 3
												155 H Furman 13 9
												155 H Furman 5 6
												174 A Winthrop 7 5
												200 A Virginia Tech 0 11
												214 H Radford 6 5
												215 A Eastern Ky. 17 8
												248 H Northern Ky. 12 21
												248 H Northern Ky. 7 6
												248 H Northern Ky. 2 3
												255 H Bowling Green 1 7
												255 H Bowling Green 12 1
												256 H Purdue 9 8
												256 H Purdue 6 19
												256 H Purdue 8 2
												256 H Purdue 4 2
												281 H La Salle 4 9
												281 H La Salle 4 6
												281 H La Salle 6 3
												285 A UNC Asheville 5 7
												285 H UNC Asheville 9 1
LAST 15 GAMES												
				46	A	UNCG	7 9	285	A	UNC Asheville	5 7	
				46	A	UNCG	6 13	104	H	Mercer	8 9	
				46	A	UNCG	5 6	104	H	Mercer	9 12	
				215	A	Eastern Ky.	17 8					
				26	A	UNCW	11 16					

Non-Div. I Games:

ETSU

26	A	UNCW	7	17
26	A	UNCW	5	15

RPI	S	Opponent	Score	
287	A	N.C. A&T	17	5
287	H	N.C. A&T	15	5

E
T
S
U

E
T
S
U

ETSU

UTRGV

Average RPI Win: 231		WON-LOST RECORD		WINNING PCT. RANK		LAST 15 GAMES		STRENGTH OF SCHEDULE		OPP. STRENGTH OF SCHEDULE		TEAM RPI		ADJ RPI		CONF. RPI		ADJ CONF. RPI	
DIV. I ONLY		15-18-0		.45455 191		8-7-0		285		225		274		.42762 274		26		26	
DIV. I NON-CONF.		8-13-0		.38095 220		1-2-0		287		188		282		.41681 281		26		26	
TOTALS		RPI 1-25		RPI 26-50		W-L RECORDS		RPI 51-100		RPI 101-150		RPI 150+							
15-18-0		0-1-0		1-2-0		OVERALL		0-0-0		1-3-0		13-12-0							
12-7-0		0-0-0		0-0-0		HOME		0-0-0		1-2-0		11-5-0							
3-11-0		0-1-0		1-2-0		AWAY		0-0-0		0-1-0		2-7-0							
0-0-0		0-0-0		0-0-0		NEUTRAL		0-0-0		0-0-0		0-0-0							
8-13-0		0-1-0		1-2-0		NON-CONFERENCE		0-0-0		0-1-0		7-9-0							
7-3-0		0-0-0		0-0-0		HOME		0-0-0		0-0-0		7-3-0							
1-10-0		0-1-0		1-0-		AWAY		0-0-0		0-1-0		0-6-0							
0-0-0		0-0-0		0-0-0		NEUTRAL		0-0-0		0-0-0		0-0-0							
7-5-0		0-0-0		0-0-0		CONFERENCE		0-0-0		1-2-0		6-3-0							
5-4-0		0-0-0		0-0-0		HOME		0-0-0		1-2-0		4-2-0							
2-1-0		0-0-0		0-0-0		AWAY		0-0-0		0-0-0		2-1-0							
0-0-0		0-0-0		0-0-0		NEUTRAL		0-0-0		0-0-0		0-0-0							
RPI	S	Opponent		Score		RPI	S	Opponent		Score		RPI	S	Opponent		Score			
21	A	TCU		0 13		47	A	Lamar		1 4		106	A	Texas		5 7			
						47	A	Lamar		7 3		138	H	Sacramento St.		3 12			
						47	A	Lamar		1 4		138	H	Sacramento St.		3 2			
												138	H	Sacramento St.		3 5			
												152	H	Texas St.		4 3			
												177	H	New Mexico St.		9 3			
												177	H	New Mexico St.		3 7			
												177	H	New Mexico St.		3 12			
												184	H	Washington St.		3 1			
												186	H	Houston Baptist		2 6			
												203	A	Abilene Christian		1 3			
												203	A	Abilene Christian		2 7			
												203	A	Abilene Christian		2 5			
												203	A	Abilene Christian		5 6			
												231	A	A&M-Corpus Christi		4 5			
												231	H	A&M-Corpus Christi		2 9			
												231	H	A&M-Corpus Christi		3 6			
												249	H	North Dakota		12 2			
												249	H	North Dakota		8 4			
												249	H	North Dakota		2 1			
												264	A	Incarnate Word		5 6			
												264	H	Incarnate Word		4 3			
												289	H	Jackson St.		11 4			
												289	H	Jackson St.		10 4			
												291	A	Chicago St.		7 1			
												291	A	Chicago St.		7 12			
												291	A	Chicago St.		9 2			
Non-Div. I Games: Arlington Baptist 11 1				Arlington Baptist 5 0				Arlington Baptist 13 0				UTRGV							

249	H	North Dakota	8	4
249	H	North Dakota	12	2

RPI	S	Opponent	Score	
296	H	Prairie View	7	6
296	H	Prairie View	11	9

UTRGV

U
T
R
G
V

U
T
R
G
V

Average RPI Win:	241	WON-LOST RECORD	WINNING PCT. RANK	LAST 15 GAMES	STRENGTH OF SCHEDULE	OPP. STRENGTH OF SCHEDULE	TEAM RPI	ADJ RPI	CONF. RPI	ADJ CONF. RPI	
Average RPI Loss:	167										
DIV. I ONLY	8-28-0	.22222	293	1-0-0	178	277	275	.42712	275	28	28
DIV. I NON-CONF.	6-18-0	.25	266	1-0-0	165	259	232	.45562	232	25	25
<hr/>											
TOTALS	RPI 1-25	RPI 26-50		W-L RECORDS	RPI 51-100		RPI 101-150		RPI 150+		
8-28-0	0-0-0	0-3-0		OVERALL	0-1-0		0-5-0		8-19-0		
3-5-0	0-0-0	0-0-0		HOME	0-0-0		0-0-0		3-5-0		
5-23-0	0-0-0	0-3-0		AWAY	0-1-0		0-5-0		5-14-0		
0-0-0	0-0-0	0-0-0		NEUTRAL	0-0-0		0-0-0		0-0-0		
6-18-0	0-0-0	0-3-0		NON-CONFERENCE	0-1-0		0-5-0		6-9-0		
1-1-0	0-0-0	0-0-0		HOME	0-0-0		0-0-0		1-1-0		
5-17-0	0-0-0	0-0-		AWAY	0-1-0		0-5-0		5-8-0		
0-0-0	0-0-0	0-0-0		NEUTRAL	0-0-0		0-0-0		0-0-0		
2-10-0	0-0-0	0-0-0		CONFERENCE	0-0-0		0-0-0		2-10-0		
2-4-0	0-0-0	0-0-0		HOME	0-0-0		0-0-0		2-4-0		
0-6-0	0-0-0	0-0-0		AWAY	0-0-0		0-0-0		0-6-0		
0-0-0	0-0-0	0-0-0		NEUTRAL	0-0-0		0-0-0		0-0-0		
RPI	S	Opponent	Score	RPI	S	Opponent	Score	RPI	S	Opponent	Score
				26	A	UNCW	1 11				
				26	A	UNCW	7 19				
				26	A	UNCW	4 11				
		</									

Non-Div. I Games:

Iona

219	A	Quinnipiac	3	4
219	A	Quinnipiac	0	2

RPI	S	Opponent	Score	
285	A	UNC Asheville	6	5
285	A	UNC Asheville	10	9
287	A	N.C. A&T	13	14
287	A	N.C. A&T	5	12
287	A	N.C. A&T	7	3

Iona

I
o
n
a

I
o
n
a

Average RPI Win: 285		WON-LOST	WINNING	LAST 15	STRENGTH OF		OPP. STRENGTH	TEAM	ADJ	CONF.	ADJ CONF.
Average RPI Loss: 163		RECORD	PCT. RANK	GAMES	SCHEDULE		OF SCHEDULE	RPI	RPI	RPI	RPI
DIV. I ONLY		17-20-0	.45946	181	286		288	276	.42593	276	32
DIV. I NON-CONF.		0-15-0	0	296	170		90	296	.37566	296	31
TOTALS		RPI 1-25	RPI 26-50		W-L RECORDS		RPI 51-100		RPI 101-150		RPI 150+
17-20-0	0-1-0	0-3-0		OVERALL		0-0-0		0-2-0		17-14-0	
11-7-0	0-0-0	0-3-0		HOME		0-0-0		0-0-0		11-4-0	
6-13-0	0-1-0	0-0-0		AWAY		0-0-0		0-2-0		6-9-0	
0-0-0	0-0-0	0-0-0		NEUTRAL		0-0-0		0-0-0		0-0-0	
0-15-0	0-1-0	0-3-0		NON-CONFERENCE		0-0-0		0-2-0		0-9-0	
0-6-0	0-0-0	0-3-0		HOME		0-0-0		0-0-0		0-3-0	
0-9-0	0-1-0	0-0-		AWAY		0-0-0		0-2-0		0-6-0	
0-0-0	0-0-0	0-0-0		NEUTRAL		0-0-0		0-0-0		0-0-0	
17-5-0	0-0-0	0-0-0		CONFERENCE		0-0-0		0-0-0		17-5-0	
11-1-0	0-0-0	0-0-0		HOME		0-0-0		0-0-0		11-1-0	
6-4-0	0-0-0	0-0-0		AWAY		0-0-0		0-0-0		6-4-0	
0-0-0	0-0-0	0-0-0		NEUTRAL		0-0-0		0-0-0		0-0-0	
RPI S	Opponent	Score		RPI S	Opponent	Score		RPI S	Opponent	Score	
21 A	TCU	3	17	37 H	Southeast Mo. St.	0	10	102 A	Missouri	0	2
				37 H	Southeast Mo. St.	2	9	103 A	Little Rock	2	7
				37 H	Southeast Mo. St.	2	8	151 A	Kansas St.	9	15
								151 A	Kansas St.	8	13
								151 A	Kansas St.	8	18
								167 A	Central Ark.	3	4
								167 A	Central Ark.	0	4
								181 H	North Dakota St.	7	8
								181 H	North Dakota St.	0	2
								181 H	North Dakota St.	4	7
								216 A	Memphis	5	6
								221 H	Grambling	12	4
								221 H	Grambling	8	7
								221 H	Grambling	1	7
								286 A	Texas Southern	5	6
								286 A	Texas Southern	17	4
								286 A	Texas Southern	4	9
								286 H	Texas Southern	7	4
								286 H	Texas Southern	5	2
								286 H	Texas Southern	8	6
								292 A	Alcorn	7	3
								293 A	Southern U.	7	2
								293 A	Southern U.	10	9
								293 A	Southern U.	3	5
								296 A	Prairie View	13	17
								296 A	Prairie View	11	7
								296 A	Prairie View	9	0
LAST 15 GAMES				296 A	Prairie View	9	0	298 H	Alabama A&M	5	2
				296 A	Prairie View	13	17	298 H	Alabama A&M	1	0
				296 A	Prairie View	11	7	298 H	Alabama A&M	4	3
				292 A	Alcorn	7	3				
				286 H	Texas Southern	8	6				

Non-Div. I Games:

Ark.-Pine Bluff

286	H	Texas Southern	5	2
286	H	Texas Southern	7	4

RPI	S	Opponent	Score	
296	H	Prairie View	21	1
296	H	Prairie View	12	0
296	H	Prairie View	11	1
298	H	Alabama A&M	5	2
298	H	Alabama A&M	4	3
298	H	Alabama A&M	1	0

Ark.-Pine Bluff

A
r
k
.
-
P
i
n
e
B
l
u
f
f

A
r
k
.
-
P
i
n
e
B
l
u
f
f

Average RPI Win: 222		WON-LOST	WINNING	LAST 15	STRENGTH OF		OPP. STRENGTH	TEAM	ADJ	CONF.	ADJ CONF.
Average RPI Loss: 189		RECORD	PCT. RANK	GAMES	SCHEDULE		OF SCHEDULE	RPI	RPI	RPI	RPI
DIV. I ONLY		16-28-0	.36364	240	4-11-0		274	258	277	.42542	277
DIV. I NON-CONF.		9-19-0	.32143	244	0-3-0		239	253	263	.43171	263
TOTALS		RPI 1-25	RPI 26-50		W-L RECORDS		RPI 51-100		RPI 101-150		RPI 150+
16-28-0	0-1-0	1-0-0		OVERALL		0-2-0		0-5-0		15-20-0	
6-10-0	0-0-0	0-0-0		HOME		0-0-0		0-0-0		6-10-0	
8-13-0	0-1-0	0-0-0		AWAY		0-2-0		0-2-0		8-8-0	
2-5-0	0-0-0	1-0-0		NEUTRAL		0-0-0		0-3-0		1-2-0	
9-19-0	0-1-0	1-0-0		NON-CONFERENCE		0-2-0		0-5-0		8-11-0	
3-5-0	0-0-0	0-0-0		HOME		0-0-0		0-0-0		3-5-0	
4-9-0	0-1-0	0-0-		AWAY		0-2-0		0-2-0		4-4-0	
2-5-0	0-0-0	1-0-0		NEUTRAL		0-0-0		0-3-0		1-2-0	
7-9-0	0-0-0	0-0-0		CONFERENCE		0-0-0		0-0-0		7-9-0	
3-5-0	0-0-0	0-0-0		HOME		0-0-0		0-0-0		3-5-0	
4-4-0	0-0-0	0-0-0		AWAY		0-0-0		0-0-0		4-4-0	
0-0-0	0-0-0	0-0-0		NEUTRAL		0-0-0		0-0-0		0-0-0	
RPI S	Opponent	Score		RPI S	Opponent	Score		RPI S	Opponent	Score	
8 A	North Carolina St.	2	5	44 N	Notre Dame	6	5	93 A	Penn St.	5	9
								93 A	Penn St.	1	8
								119 A	Saint Joseph's	5	6
								139 A	Binghamton	2	14
								145 N	Bradley	2	8
								145 N	Bradley	8	10
								145 N	Bradley	4	12
								173 H	Holy Cross	6	10
								173 H	Holy Cross	0	3
								173 H	Holy Cross	3	5
								173 H	Holy Cross	10	12
								193 A	James Madison	9	1
								193 A	James Madison	4	2
								193 A	James Madison	3	9
								193 A	James Madison	6	7
								199 H	Yale	4	5
								199 H	Yale	0	10
								199 H	Yale	5	0
								199 H	Yale	13	9
								211 A	Tennessee Tech	3	9
								211 A	Tennessee Tech	6	5
								211 A	Tennessee Tech	3	2
								229 N	Dartmouth	4	6
								232 A	St. Bonaventure	4	6
								240 A	Army West Point	6	2
								240 A	Army West Point	4	7
								240 A	Army West Point	2	3
								240 A	Army West Point	4	2
								241 H	Cornell	2	3
LAST 15 GAMES											
				173 H	Holy Cross	10	12	261 A	Lafayette	5	6
				173 H	Holy Cross	3	5	261 A	Lafayette	4	1
				173 H	Holy Cross	6	10	93 A	Penn St.	1	8
				173 H	Holy Cross	0	3				
				93 A	Penn St.	5	9				

Non-Div. I Games:

Bucknell

261	A	Lafayette	4	6
261	A	Lafayette	5	3

RPI	S	Opponent	Score	
241	H	Cornell	12	3
241	H	Cornell	6	8
241	H	Cornell	2	5
260	N	Brown	0	2
261	A	Lafayette	4	6
261	A	Lafayette	5	3
261	A	Lafayette	4	1
261	A	Lafayette	5	6
265	H	Lehigh	11	2
265	H	Lehigh	4	3
265	H	Lehigh	1	10
265	H	Lehigh	7	5
268	N	Maine	6	3

W
a
g
n
e
r

Wagner

35 A Bryant	1	5
35 A Bryant	2	3

W
a
g
n
e
r

W
a
g
n
e
r

Average RPI Win:	223	WON-LOST RECORD	WINNING PCT. RANK	LAST 15 GAMES	STRENGTH OF SCHEDULE	OPP. STRENGTH OF SCHEDULE	TEAM RPI	ADJ RPI	CONF. RPI	ADJ CONF. RPI		
DIV. I ONLY		11-18-0	.37931	231	7-8-0	277	246	279	.42208	279	23	23
DIV. I NON-CONF.		7-10-0	.41176	200	4-2-0	293	204	277	.42243	277	27	27
<hr/>												
TOTALS	RPI 1-25	RPI 26-50		W-L RECORDS		RPI 51-100		RPI 101-150		RPI 150+		
11-18-0	0-0-0	0-0-0		OVERALL		1-2-0		0-3-0		10-13-0		
5-6-0	0-0-0	0-0-0		HOME		1-1-0		0-3-0		4-2-0		
3-8-0	0-0-0	0-0-0		AWAY		0-1-0		0-0-0		3-7-0		
3-4-0	0-0-0	0-0-0		NEUTRAL		0-0-0		0-0-0		3-4-0		
7-10-0	0-0-0	0-0-0		NON-CONFERENCE		1-2-0		0-0-0		6-8-0		
3-2-0	0-0-0	0-0-0		HOME		1-1-0		0-0-0		2-1-0		
1-4-0	0-0-0	0-0-		AWAY		0-1-0		0-0-0		1-3-0		
3-4-0	0-0-0	0-0-0		NEUTRAL		0-0-0		0-0-0		3-4-0		
4-8-0	0-0-0	0-0-0		CONFERENCE		0-0-0		0-3-0		4-5-0		
2-4-0	0-0-0	0-0-0		HOME		0-0-0		0-3-0		2-1-0		
2-4-0	0-0-0	0-0-0		AWAY		0-0-0		0-0-0		2-4-0		
0-0-0	0-0-0	0-0-0		NEUTRAL		0-0-0		0-0-0		0-0-0		
RPI	S	Opponent	Score	RPI	S	Opponent	Score	RPI	S	Opponent	Score	
						52 A Boston College	1 2			119 H Saint Joseph's	1 3	
						52 H Boston College	5 11			119 H Saint Joseph's	1 6	
						66 H UConn	9 5			119 H Saint Joseph's	7 17	
										173 H Holy Cross	3 6	
										187 A Davidson	4 5	
										187 A Davidson	7 1	
										187 A Davidson	2 10	
										190 A Northeastern	3 2	
										217 H Central Conn. St.	6 5	
										227 H Harvard	6 2	
										227 N Harvard	5 9	
										227 N Harvard	1 5	
										232 A St. Bonaventure	3 7	
										232 A St. Bonaventure	3 5	
										232 A St. Bonaventure	3 2	
										240 N Army West Point	6 2	
										240 N Army West Point	5 6	
										240 N Army West Point	3 10	
										245 A Charleston So.	8 12	
										245 A Charleston So.	2 7	
										245 A Charleston So.	1 3	
										268 N Maine	5 3	
										268 N Maine	10 1	
										281 H La Salle	8 2	
										281 H La Salle	8 3	
										281 H La Salle	3 5	

Non-Div. I Games:

Massachusetts

119 H Saint Joseph's	7	17
119 H Saint Joseph's	1	6

M
a
s
s
a
c
h
u
s
e
t
t
s

M
a
s
s
a
c
h
u
s
e
t
t
s

Butler

Average RPI Win: 204		WON-LOST	WINNING	LAST 15	STRENGTH OF		OPP. STRENGTH	TEAM	ADJ		CONF.	ADJ CONF.
Average RPI Loss: 163		RECORD	PCT. RANK	GAMES	SCHEDULE		OF SCHEDULE	RPI	RPI		RPI	RPI
DIV. I ONLY		10-28-0	.26316	277	3-11-0		225	210	280		.42162	280
DIV. I NON-CONF.		7-22-0	.24138	271	0-5-0		263	238	286		.40589	286
TOTALS		RPI 1-25	RPI 26-50		W-L RECORDS		RPI 51-100		RPI 101-150		RPI 150+	
10-28-0		0-3-0	0-0-0		OVERALL		1-4-0		1-8-0		8-13-0	
5-5-0		0-0-0	0-0-0		HOME		0-1-0		1-2-0		4-2-0	
3-19-0		0-3-0	0-0-0		AWAY		0-2-0		0-5-0		3-9-0	
2-4-0		0-0-0	0-0-0		NEUTRAL		1-1-0		0-1-0		1-2-0	
7-22-0		0-0-0	0-0-0		NON-CONFERENCE		1-4-0		1-8-0		5-10-0	
3-4-0		0-0-0	0-0-0		HOME		0-1-0		1-2-0		2-1-0	
2-14-0		0-0-0	0-0-		AWAY		0-2-0		0-5-0		2-7-0	
2-4-0		0-0-0	0-0-0		NEUTRAL		1-1-0		0-1-0		1-2-0	
3-6-0		0-3-0	0-0-0		CONFERENCE		0-0-0		0-0-0		3-3-0	
2-1-0		0-0-0	0-0-0		HOME		0-0-0		0-0-0		2-1-0	
1-5-0		0-3-0	0-0-0		AWAY		0-0-0		0-0-0		1-2-0	
0-0-0		0-0-0	0-0-0		NEUTRAL		0-0-0		0-0-0		0-0-0	
RPI S	Opponent	Score	RPI S	Opponent	Score	RPI S	Opponent	Score	RPI S	Opponent	Score	
20 A	Creighton	1 2				52 N	Boston College	12 10	105 A	Samford	1 14	
20 A	Creighton	3 4				72 N	Michigan St.	2 9	105 A	Samford	3 4	
20 A	Creighton	4 6				98 A	Indiana St.	9 13	105 A	Samford	1 16	
						98 A	Indiana St.	2 7	105 A	Samford	2 12	
						98 H	Indiana St.	1 6	117 A	Indiana	1 27	
									117 N	Indiana	1 2	
									145 H	Bradley	5 9	
									145 H	Bradley	3 1	
									147 H	Miami (OH)	3 10	
									174 H	Georgetown	1 3	
									174 H	Georgetown	12 6	
									174 H	Georgetown	3 2	
									228 A	IPFW	0 1	
									228 H	IPFW	4 1	
									245 A	Charleston So.	3 7	
									245 A	Charleston So.	1 2	
									245 A	Charleston So.	4 3	
									246 N	Illinois St.	2 9	
									247 A	Villanova	1 9	
									247 A	Villanova	11 6	
									247 A	Villanova	2 3	
									248 A	Northern Ky.	3 8	
									252 N	Northwestern	10 9	
									254 H	Western Mich.	7 3	
									254 H	Western Mich.	0 2	
									258 A	Dayton	0 3	
									263 N	Central Mich.	3 8	
LAST 15 GAMES			LAST 15 GAMES			LAST 15 GAMES			LAST 15 GAMES			
			174 H	Georgetown	12 6				228 A	IPFW	0 1	
			174 H	Georgetown	1 3				247 A	Villanova	2 3	
			174 H	Georgetown	3 2				247 A	Villanova	11 6	
			147 H	Miami (OH)	3 10							
			20 A	Creighton	3 4							

Non-Div. I Games: Cleary 12 3 Marian (IN) 15 4

Butler

Butler

20	A	Creighton	4	6
20	A	Creighton	1	2

Through Games Of April 25, 2016

RPI	S	Opponent	Score	
269	A	Saint Louis	12	13
269	A	Saint Louis	8	6
269	A	Saint Louis	4	9

B
u
t
l
e
r

B
u
t
l
e
r

Butler

Average RPI Win: 246		WON-LOST	WINNING	LAST 15	STRENGTH OF		OPP. STRENGTH	TEAM	ADJ		CONF.	ADJ CONF.
Average RPI Loss: 181		RECORD	PCT. RANK	GAMES	SCHEDULE		OF SCHEDULE	RPI	RPI		RPI	RPI
DIV. I ONLY		11-30-0	.26829	276	4-11-0		235	273	282		.41956	281
DIV. I NON-CONF.		8-21-0	.27586	261	1-3-0		262	281	279		.42048	279
TOTALS		RPI 1-25	RPI 26-50		W-L RECORDS		RPI 51-100		RPI 101-150		RPI 150+	
11-30-0		0-0-0	0-0-0		OVERALL		0-5-0		0-0-0		11-25-0	
5-7-0		0-0-0	0-0-0		HOME		0-3-0		0-0-0		5-4-0	
6-23-0		0-0-0	0-0-0		AWAY		0-2-0		0-0-0		6-20-0	
0-0-0		0-0-0	0-0-0		NEUTRAL		0-0-0		0-0-0		0-0-0	
8-21-0		0-0-0	0-0-0		NON-CONFERENCE		0-2-0		0-0-0		8-19-0	
4-2-0		0-0-0	0-0-0		HOME		0-0-0		0-0-0		4-2-0	
4-19-0		0-0-0	0-0-		AWAY		0-2-0		0-0-0		4-17-0	
0-0-0		0-0-0	0-0-0		NEUTRAL		0-0-0		0-0-0		0-0-0	
3-9-0		0-0-0	0-0-0		CONFERENCE		0-3-0		0-0-0		3-6-0	
1-5-0		0-0-0	0-0-0		HOME		0-3-0		0-0-0		1-2-0	
2-4-0		0-0-0	0-0-0		AWAY		0-0-0		0-0-0		2-4-0	
0-0-0		0-0-0	0-0-0		NEUTRAL		0-0-0		0-0-0		0-0-0	
RPI S	Opponent	Score	RPI S	Opponent	Score	RPI S	Opponent	Score	RPI S	Opponent	Score	
						57 A	High Point	0 4	157 A	St. John's (NY)	0 15	
						57 A	High Point	1 5	157 A	St. John's (NY)	7 16	
						88 H	VCU	1 9	157 A	St. John's (NY)	2 9	
						88 H	VCU	1 2	162 A	Presbyterian	3 10	
						88 H	VCU	1 4	162 A	Presbyterian	6 3	
									162 A	Presbyterian	0 6	
									174 A	Winthrop	0 9	
									174 A	Winthrop	3 7	
									174 A	Winthrop	5 9	
									174 A	Winthrop	2 11	
									178 A	Delaware	1 22	
									178 H	Delaware	2 4	
									191 H	Canisius	4 3	
									192 H	Fordham	16 4	
									192 H	Fordham	0 9	
									192 H	Fordham	2 6	
									198 A	Elon	6 7	
									198 A	Elon	4 7	
									198 A	Elon	3 10	
									210 A	George Washington	3 4	
									210 A	George Washington	6 3	
									210 A	George Washington	1 2	
									220 A	Rider	2 5	
									223 A	Penn	3 7	
									247 A	Villanova	2 5	
									247 H	Villanova	3 1	
									273 A	ETSU	6 4	
LAST 15 GAMES												
						279 A	Massachusetts	2 8	88 H	VCU	1 4	
						279 A	Massachusetts	5 3	192 H	Fordham	2 6	
						279 A	Massachusetts	3 8	192 H	Fordham	0 9	
						247 A	Villanova	2 5				
						223 A	Penn	3 7				

Non-Div. I Games:

La Salle

88	H	VCU	1	2
88	H	VCU	1	9

RPI	S	Opponent	Score	
273	A	ETSU	9	4
273	A	ETSU	3	6
279	A	Massachusetts	2	8
279	A	Massachusetts	3	8
279	A	Massachusetts	5	3
290	A	Delaware St.	4	2
290	H	Delaware St.	6	5
295	H	Saint Peter's	1	0
295	H	Saint Peter's	3	7

Average RPI Win:	201	WON-LOST	WINNING	LAST 15	STRENGTH OF	OPP. STRENGTH	TEAM	ADJ	CONF.	ADJ CONF.	
Average RPI Loss:	165	RECORD	PCT. RANK	GAMES	SCHEDULE	OF SCHEDULE	RPI	RPI	RPI	RPI	
DIV. I ONLY	8-23-0	.25806	279	4-10-0	256	211	281	.41899	282	26	26
DIV. I NON-CONF.	4-16-0	.2	281	0-3-0	231	180	281	.41599	282	26	26
TOTALS	RPI 1-25	RPI 26-50	W-L RECORDS		RPI 51-100	RPI 101-150		RPI 150+			
8-23-0	0-0-0	0-0-0	OVERALL		0-2-0	1-6-0		7-15-0			
3-4-0	0-0-0	0-0-0	HOME		0-0-0	0-0-0		3-4-0			
5-19-0	0-0-0	0-0-0	AWAY		0-2-0	1-5-0		4-11-0			
0-0-0	0-0-0	0-0-0	NEUTRAL		0-0-0	0-0-0		0-0-0			
4-16-0	0-0-0	0-0-0	NON-CONFERENCE		0-2-0	1-3-0		3-11-0			
1-4-0	0-0-0	0-0-0	HOME		0-0-0	0-0-0		1-4-0			
3-12-0	0-0-0	0-0-	AWAY		0-2-0	1-3-0		2-7-0			
0-0-0	0-0-0	0-0-0	NEUTRAL		0-0-0	0-0-0		0-0-0			
4-7-0	0-0-0	0-0-0	CONFERENCE		0-0-0	0-3-0		4-4-0			
2-0-0	0-0-0	0-0-0	HOME		0-0-0	0-0-0		2-0-0			
2-7-0	0-0-0	0-0-0	AWAY		0-0-0	0-3-0		2-4-0			
0-0-0	0-0-0	0-0-0	NEUTRAL		0-0-0	0-0-0		0-0-0			
RPI S	Opponent	Score	RPI S	Opponent	Score	RPI S	Opponent	Score	RPI S	Opponent	Score
						83 A	Nebraska	1 7	109 A	CSUN	0 6
						83 A	Nebraska	0 8	109 A	CSUN	3 2
									109 A	CSUN	2 4
									109 A	CSUN	3 5
									138 A	Sacramento St.	5 8
									138 A	Sacramento St.	3 6
									138 A	Sacramento St.	1 5
									154 A	Utah Valley	2 4
									154 A	Utah Valley	8 11
									154 A	Utah Valley	8 6
									164 A	Wichita St.	4 3
									164 A	Wichita St.	2 17
									164 A	Wichita St.	0 11
									170 A	Air Force	7 14
									170 H	Air Force	2 4
									170 H	Air Force	4 14
									179 A	Pacific	5 8
									179 A	Pacific	3 4
									179 A	Pacific	8 1
									194 A	Kansas	1 2
									194 A	Kansas	4 5
									209 H	South Dakota St.	3 11
									209 H	South Dakota St.	3 8
									209 H	South Dakota St.	7 6
									251 H	CSU Bakersfield	9 2
									251 H	CSU Bakersfield	6 3
									291 A	Chicago St.	7 5
Non-Div. I Games:	Regis (CO)	9 4	Colorado Mesa	4 13	Colorado Mesa	4 7	Northern Colo.				

251 H CSU Bakersfield	6	3
154 A Utah Valley	8	6

RPI	S	Opponent	Score
291	A	Chicago St.	2 <div>4</div>
291	A	Chicago St.	4 <div>5</div>

Northern Colo.

N
o
r
t
h
e
r
n
C
o
l
o
.

N
o
r
t
h
e
r
n
C
o
l
o
.

Average RPI Win:	183	WON-LOST RECORD	WINNING PCT. RANK	LAST 15 GAMES	STRENGTH OF SCHEDULE	OPP. STRENGTH OF SCHEDULE	TEAM RPI	ADJ RPI	CONF. RPI	ADJ CONF. RPI		
DIV. I ONLY		13-27-0	.325	257	5-10-0	257	181	283	.41453	283	23	23
DIV. I NON-CONF.		11-17-0	.39286	213	4-2-0	225	144	251	.44538	250	27	27
<hr/>												
TOTALS	RPI 1-25	RPI 26-50		W-L RECORDS		RPI 51-100		RPI 101-150		RPI 150+		
13-27-0	0-0-0	1-5-0		OVERALL		1-2-0		1-4-0		10-16-0		
10-13-0	0-0-0	1-2-0		HOME		1-2-0		1-3-0		7-6-0		
3-13-0	0-0-0	0-2-0		AWAY		0-0-0		0-1-0		3-10-0		
0-1-0	0-0-0	0-1-0		NEUTRAL		0-0-0		0-0-0		0-0-0		
11-17-0	0-0-0	1-5-0		NON-CONFERENCE		1-2-0		0-2-0		9-8-0		
8-9-0	0-0-0	1-2-0		HOME		1-2-0		0-1-0		6-4-0		
3-7-0	0-0-0	0-0-		AWAY		0-0-0		0-1-0		3-4-0		
0-1-0	0-0-0	0-1-0		NEUTRAL		0-0-0		0-0-0		0-0-0		
2-10-0	0-0-0	0-0-0		CONFERENCE		0-0-0		1-2-0		1-8-0		
2-4-0	0-0-0	0-0-0		HOME		0-0-0		1-2-0		1-2-0		
0-6-0	0-0-0	0-0-0		AWAY		0-0-0		0-0-0		0-6-0		
0-0-0	0-0-0	0-0-0		NEUTRAL		0-0-0		0-0-0		0-0-0		
RPI	S	Opponent	Score	RPI	S	Opponent	Score	RPI	S	Opponent	Score	
32	A	East Carolina	0 6	68	H	Rutgers	5 11	109	H	CSUN	0 1	
32	A	East Carolina	1 8	68	H	Rutgers	6 8	125	H	Rhode Island	3 4	
35	H	Bryant	2 12	68	H	Rutgers	6 5	125	H	Rhode Island	2 1	
35	H	Bryant	0 7					125	H	Rhode Island	2 5	
35	H	Bryant	3 2					131	A	Wofford	6 11	
36	N	Kentucky	6 8					153	H	Longwood	13 6	
								174	A	Georgetown	5 12	
								174	H	Georgetown	2 1	
								193	A	James Madison	16 5	
								193	H	James Madison	6 5	
								210	A	George Washington	3 9	
								210	A	George Washington	0 1	
								210	A	George Washington	4 14	
								214	A	Radford	7 8	
								214	A	Radford	9 3	
								214	A	Radford	2 0	
								233	A	VMI	17 20	
								236	A	USC Upstate	4 5	
								237	H	Towson	10 3	
								243	H	Siena	3 5	
								243	H	Siena	7 19	
								243	H	Siena	5 2	
								258	H	Dayton	2 9	
								258	H	Dayton	8 2	
								258	H	Dayton	6 9	
								269	A	Saint Louis	2 3	
								269	A	Saint Louis	6 15	

Non-Div. I Games:

George Mason

210	A	George Washington	4	14
210	A	George Washington	0	1

RPI	S	Opponent	Score	
269	A	Saint Louis	0	15
270	H	LIU Brooklyn	7	10
270	H	LIU Brooklyn	2	11
270	H	LIU Brooklyn	9	8

George Mason

G
e
o
r
g
e
M
a
s
o
n

G
e
o
r
g
e
M
a
s
o
n

Average RPI Win:	271	WON-LOST RECORD	WINNING PCT. RANK	LAST 15 GAMES	STRENGTH OF SCHEDULE	OPP. STRENGTH OF SCHEDULE	TEAM RPI	ADJ RPI	CONF. RPI	ADJ CONF. RPI	
DIV. I ONLY	20-16-0	.55556	111	11-4-0	299	296	284	.4141	284	31	31
DIV. I NON-CONF.	6-11-0	.35294	227	1-2-0	280	262	293	.39006	291	32	32
<hr/>											
TOTALS	RPI 1-25	RPI 26-50		W-L RECORDS		RPI 51-100		RPI 101-150		RPI 150+	
20-16-0	0-0-0	0-0-0		OVERALL		0-2-0		1-1-0		19-13-0	
12-10-0	0-0-0	0-0-0		HOME		0-0-0		1-0-0		11-10-0	
8-6-0	0-0-0	0-0-0		AWAY		0-2-0		0-1-0		8-3-0	
0-0-0	0-0-0	0-0-0		NEUTRAL		0-0-0		0-0-0		0-0-0	
6-11-0	0-0-0	0-0-0		NON-CONFERENCE		0-2-0		1-1-0		5-8-0	
6-7-0	0-0-0	0-0-0		HOME		0-0-0		1-0-0		5-7-0	
0-4-0	0-0-0	0-0-		AWAY		0-2-0		0-1-0		0-1-0	
0-0-0	0-0-0	0-0-0		NEUTRAL		0-0-0		0-0-0		0-0-0	
14-5-0	0-0-0	0-0-0		CONFERENCE		0-0-0		0-0-0		14-5-0	
6-3-0	0-0-0	0-0-0		HOME		0-0-0		0-0-0		6-3-0	
8-2-0	0-0-0	0-0-0		AWAY		0-0-0		0-0-0		8-2-0	
0-0-0	0-0-0	0-0-0		NEUTRAL		0-0-0		0-0-0		0-0-0	
RPI	S	Opponent	Score	RPI	S	Opponent	Score	RPI	S	Opponent	Score
						55 A Old Dominion	3 5			115 A William & Mary	6 10
						88 A VCU	2 4			115 H William & Mary	6 3
										153 A Longwood	9 11
										237 H Towson	13 7
										237 H Towson	12 7
										237 H Towson	3 6
										242 H NJIT	7 0
										242 H NJIT	6 1
										242 H NJIT	2 9
										242 H NJIT	16 0
										265 H Lehigh	6 7
										265 H Lehigh	3 10
										265 H Lehigh	2 7
										271 A N.C. Central	13 9
										271 H N.C. Central	3 6
										278 H Wagner	1 6
										278 H Wagner	1 8
										290 A Delaware St.	5 6
										290 A Delaware St.	6 0
										290 A Delaware St.	6 2
										290 H Delaware St.	3 5
										290 H Delaware St.	5 9
										294 A UMES	11 2
										294 A UMES	7 6
										294 A UMES	20 7
										294 H UMES	6 0
										294 H UMES	3 1

Non-Div. I Games:

Norfolk St.

Norfolk St.

294	H	UMES	6	0
294	H	UMES	8	0

Through Games Of April 25, 2016

RPI	S	Opponent	Score	
294	H	UMES	8	0
299	A	Coppin St.	6	3
299	A	Coppin St.	12	2
299	A	Coppin St.	7	11
299	H	Coppin St.	10	0
299	H	Coppin St.	4	1
299	H	Coppin St.	2	0

Norfolk St.

N
o
r
f
o
l
k
S
t
.

N
o
r
f
o
l
k
S
t
.

Average RPI Win:	212	WON-LOST RECORD	WINNING PCT. RANK	LAST 15 GAMES	STRENGTH OF SCHEDULE	OPP. STRENGTH OF SCHEDULE	TEAM RPI	ADJ RPI	CONF. RPI	ADJ CONF. RPI	
DIV. I ONLY		14-27-0	.34146 249	8-7-0	271	237	285	.41107 285	16	16	
DIV. I NON-CONF.		9-17-0	.34615 231	4-3-0	295	280	294	.38763 293	19	19	
<hr/>											
TOTALS	RPI 1-25	RPI 26-50		W-L RECORDS	RPI 51-100		RPI 101-150		RPI 150+		
14-27-0	1-0-0	0-0-0		OVERALL	0-5-0		1-4-0		12-18-0		
8-16-0	0-0-0	0-0-0		HOME	0-4-0		0-0-0		8-12-0		
5-9-0	1-0-0	0-0-0		AWAY	0-1-0		1-4-0		3-4-0		
1-2-0	0-0-0	0-0-0		NEUTRAL	0-0-0		0-0-0		1-2-0		
<hr/>											
9-17-0	1-0-0	0-0-0		NON-CONFERENCE	0-2-0		1-1-0		7-14-0		
5-10-0	0-0-0	0-0-0		HOME	0-1-0		0-0-0		5-9-0		
3-5-0	1-0-0	0-0-		AWAY	0-1-0		1-1-0		1-3-0		
1-2-0	0-0-0	0-0-0		NEUTRAL	0-0-0		0-0-0		1-2-0		
<hr/>											
5-10-0	0-0-0	0-0-0		CONFERENCE	0-3-0		0-3-0		5-4-0		
3-6-0	0-0-0	0-0-0		HOME	0-3-0		0-0-0		3-3-0		
2-4-0	0-0-0	0-0-0		AWAY	0-0-0		0-3-0		2-1-0		
0-0-0	0-0-0	0-0-0		NEUTRAL	0-0-0		0-0-0		0-0-0		
<hr/>											
RPI	S	Opponent	Score	RPI	S	Opponent	Score	RPI	S	Opponent	Score
16	A	North Carolina	3 2					54	A	Tennessee	0 11
								54	H	Tennessee	3 7
								57	H	High Point	4 6
								57	H	High Point	0 8
								57	H	High Point	2 11
								110	A	Western Caro.	8 0
								130	A	Liberty	6 7
								130	A	Liberty	5 6
								130	A	Liberty	5 11
								131	A	Wofford	5 8
								155	A	Furman	6 8
								159	N	Monmouth	7 8
								162	H	Presbyterian	8 13
								162	H	Presbyterian	22 9
								162	H	Presbyterian	7 4
								174	H	Winthrop	2 5
								174	H	Winthrop	10 7
								174	H	Winthrop	2 9
								220	N	Rider	19 4
								236	A	USC Upstate	3 9
								236	H	USC Upstate	3 9
								239	H	Ohio	7 5
								239	H	Ohio	5 12
								239	H	Ohio	8 14
								245	A	Charleston So.	9 8
								245	A	Charleston So.	7 9
								245	A	Charleston So.	7 1
								250	A	Appalachian St.	8 3
								250	N	Appalachian St.	0 8
								271	H	N.C. Central	6 5
								271	H	N.C. Central	2 6
								271	H	N.C. Central	2 5
<hr/>											
LAST 15 GAMES											
174	H	Winthrop	10 7	273	H	ETSU	7 5	250	A	Appalachian St.	8 3
174	H	Winthrop	2 5	271	H	N.C. Central	2 6	250	N	Appalachian St.	0 8
174	H	Winthrop	2 9	271	H	N.C. Central	2 5	271	H	N.C. Central	6 5
110	A	Western Caro.	8 0					271	H	N.C. Central	2 6
245	A	Charleston So.	7 9					271	H	N.C. Central	2 5

Non-Div. I Games:

UNC Asheville

245	A	Charleston So.	9	8
245	A	Charleston So.	7	1

RPI	S	Opponent	Score	
273	A	ETSU	1	9
273	H	ETSU	7	5
275	H	Iona	5	6
275	H	Iona	9	10
275	H	Iona	4	14
297	H	Mt. St. Mary's	1	2
297	H	Mt. St. Mary's	8	5
297	H	Mt. St. Mary's	8	2

UNC Asheville

U
N
C
A
s
h
e
v
i
l
l
e

U
N
C
A
s
h
e
v
i
l
l
e

Average RPI Win: 259		WON-LOST	WINNING	LAST 15	STRENGTH OF		OPP. STRENGTH	TEAM	ADJ		CONF.	ADJ CONF.
Average RPI Loss: 200		RECORD	PCT. RANK	GAMES	SCHEDULE		OF SCHEDULE	RPI	RPI		RPI	RPI
DIV. I ONLY		13-18-0	.41935	210	7-6-0		294	290	286		32	32
DIV. I NON-CONF.		3-8-0	.27273	262	0-1-0		195	182	268		31	31
TOTALS		RPI 1-25	RPI 26-50		W-L RECORDS		RPI 51-100		RPI 101-150		RPI 150+	
13-18-0		0-0-0	0-2-0		OVERALL		0-2-0		1-1-0		12-13-0	
5-7-0		0-0-0	0-0-0		HOME		0-0-0		0-0-0		5-7-0	
6-9-0		0-0-0	0-1-0		AWAY		0-1-0		0-1-0		6-6-0	
2-2-0		0-0-0	0-1-0		NEUTRAL		0-1-0		1-0-0		1-0-0	
3-8-0		0-0-0	0-2-0		NON-CONFERENCE		0-2-0		1-1-0		2-3-0	
1-3-0		0-0-0	0-0-0		HOME		0-0-0		0-0-0		1-3-0	
0-3-0		0-0-0	0-0-		AWAY		0-1-0		0-1-0		0-0-0	
2-2-0		0-0-0	0-1-0		NEUTRAL		0-1-0		1-0-0		1-0-0	
10-10-0		0-0-0	0-0-0		CONFERENCE		0-0-0		0-0-0		10-10-0	
4-4-0		0-0-0	0-0-0		HOME		0-0-0		0-0-0		4-4-0	
6-6-0		0-0-0	0-0-0		AWAY		0-0-0		0-0-0		6-6-0	
0-0-0		0-0-0	0-0-0		NEUTRAL		0-0-0		0-0-0		0-0-0	
RPI S	Opponent	Score	RPI S	Opponent	Score	RPI S	Opponent	Score	RPI S	Opponent	Score	
			40 A	Dallas Baptist	9 15	51 N	Gonzaga	3 18	143 A	SFA	3 17	
			44 N	Notre Dame	5 6	79 A	Houston	1 7	145 N	Bradley	9 7	
									196 H	Ill.-Chicago	8 5	
									196 H	Ill.-Chicago	8 22	
									196 H	Ill.-Chicago	5 22	
									196 H	Ill.-Chicago	3 17	
									221 A	Grambling	4 5	
									221 A	Grambling	21 14	
									221 A	Grambling	4 6	
									221 H	Grambling	5 3	
									221 H	Grambling	2 3	
									264 N	Incarnate Word	3 1	
									276 A	Ark.-Pine Bluff	6 8	
									276 A	Ark.-Pine Bluff	2 5	
									276 A	Ark.-Pine Bluff	4 7	
									276 H	Ark.-Pine Bluff	6 5	
									276 H	Ark.-Pine Bluff	4 17	
									276 H	Ark.-Pine Bluff	9 4	
									293 A	Southern U.	5 2	
									293 A	Southern U.	13 5	
									293 A	Southern U.	6 5	
									296 A	Prairie View	24 5	
									296 A	Prairie View	11 3	
									296 A	Prairie View	2 12	
									296 H	Prairie View	6 5	
									296 H	Prairie View	4 5	
									296 H	Prairie View	8 12	
Non-Div. I Games:		Huston-Tillotson	2	7	Wiley	8	6	Wiley	15	5	Huston-Tillotson	11 5
Texas Southern												

296 A	Prairie View	24	5
296 A	Prairie View	2	12

T
e
x
a
s
S
o
u
t
h
e
r
n

T
e
x
a
s
S
o
u
t
h
e
r
n

Average RPI Win:		212	WON-LOST RECORD		WINNING PCT. RANK	LAST 15 GAMES	STRENGTH OF SCHEDULE		OPP. STRENGTH OF SCHEDULE	TEAM RPI	ADJ RPI	CONF. RPI	ADJ CONF. RPI
Average RPI Loss:		185											
DIV. I ONLY		9-33-0			.21429 295	3-12-0	195		264	287	.40702 287	31	31
DIV. I NON-CONF.		6-21-0			.22222 277	2-4-0	135		220	274	.42513 274	32	32
TOTALS		RPI 1-25	RPI 26-50		W-L RECORDS		RPI 51-100		RPI 101-150		RPI 150+		
9-33-0		0-2-0	1-2-0		OVERALL		0-0-0		0-5-0		8-24-0		
5-17-0		0-1-0	0-0-0		HOME		0-0-0		0-4-0		5-12-0		
3-16-0		0-1-0	0-2-0		AWAY		0-0-0		0-1-0		3-12-0		
1-0-0		0-0-0	1-0-0		NEUTRAL		0-0-0		0-0-0		0-0-0		
6-21-0		0-2-0	1-2-0		NON-CONFERENCE		0-0-0		0-5-0		5-12-0		
4-12-0		0-1-0	0-0-0		HOME		0-0-0		0-4-0		4-7-0		
1-9-0		0-1-0	0-0-		AWAY		0-0-0		0-1-0		1-5-0		
1-0-0		0-0-0	1-0-0		NEUTRAL		0-0-0		0-0-0		0-0-0		
3-12-0		0-0-0	0-0-0		CONFERENCE		0-0-0		0-0-0		3-12-0		
1-5-0		0-0-0	0-0-0		HOME		0-0-0		0-0-0		1-5-0		
2-7-0		0-0-0	0-0-0		AWAY		0-0-0		0-0-0		2-7-0		
0-0-0		0-0-0	0-0-0		NEUTRAL		0-0-0		0-0-0		0-0-0		
RPI S	Opponent	Score	RPI S	Opponent	Score	RPI S	Opponent	Score	RPI S	Opponent	Score		
8 A	North Carolina St.	1 25	32 A	East Carolina	2 11				134 A	Gardner-Webb	6 10		
8 H	North Carolina St.	1 9	46 A	UNCG	2 6				134 H	Gardner-Webb	0 1		
			46 N	UNCG	9 8				150 H	Navy	1 6		
									150 H	Navy	8 14		
									150 H	Navy	4 11		
									162 H	Presbyterian	6 10		
									163 A	Campbell	1 14		
									163 A	Campbell	3 15		
									163 A	Campbell	8 10		
									165 A	Charlotte	9 7		
									169 H	Florida A&M	3 5		
									169 H	Florida A&M	7 17		
									169 H	Florida A&M	11 22		
									174 A	Winthrop	0 7		
									174 H	Winthrop	4 15		
									182 H	Albany (NY)	13 4		
									182 H	Albany (NY)	2 9		
									182 H	Albany (NY)	3 14		
									198 H	Elon	8 7		
									206 A	Bethune-Cookman	7 9		
									206 A	Bethune-Cookman	14 10		
									206 A	Bethune-Cookman	2 4		
									250 H	Appalachian St.	6 7		
									271 A	N.C. Central	3 4		
									271 A	N.C. Central	0 8		
									271 A	N.C. Central	4 8		
									271 H	N.C. Central	6 8		
LAST 15 GAMES			8 A	North Carolina St.	1 25	169 H	Florida A&M	7 17	271 A	N.C. Central	3 4		
			8 H	North Carolina St.	1 9	169 H	Florida A&M	3 5	271 A	N.C. Central	0 8		
			162 H	Presbyterian	6 10	169 H	Florida A&M	11 22	271 A	N.C. Central	4 8		
			271 A	N.C. Central	4 8				271 A	N.C. Central	4 8		
			271 A	N.C. Central	3 4				271 H	N.C. Central	6 8		

Non-Div. I Games:

N.C. A&T

271	A	N.C. Central	0	8
165	A	Charlotte	9	7

RPI	S	Opponent	Score	
271	H	N.C. Central	4	7
271	H	N.C. Central	15	2
273	A	ETSU	5	15
273	H	ETSU	5	17
275	H	Iona	3	7
275	H	Iona	14	13
275	H	Iona	12	5
288	A	Savannah St.	7	5
288	A	Savannah St.	3	4
288	A	Savannah St.	1	6

Average RPI Win: 252		WON-LOST RECORD		WINNING PCT. RANK		LAST 15 GAMES		STRENGTH OF SCHEDULE		OPP. STRENGTH OF SCHEDULE		TEAM RPI		ADJ RPI		CONF. RPI		ADJ CONF. RPI	
DIV. I ONLY		10-31-0		.2439 286		3-12-0		223		284		289		.40603 288		31		31	
DIV. I NON-CONF.		5-21-0		.19231 284		0-6-0		235		294		289		.39235 289		32		32	
TOTALS		RPI 1-25		RPI 26-50		W-L RECORDS		RPI 51-100		RPI 101-150		RPI 150+							
10-31-0		0-0-0		0-0-0		OVERALL		0-3-0		0-3-0		10-25-0							
5-12-0		0-0-0		0-0-0		HOME		0-1-0		0-0-0		5-11-0							
5-16-0		0-0-0		0-0-0		AWAY		0-1-0		0-2-0		5-13-0							
0-3-0		0-0-0		0-0-0		NEUTRAL		0-1-0		0-1-0		0-1-0							
5-21-0		0-0-0		0-0-0		NON-CONFERENCE		0-3-0		0-3-0		5-15-0							
2-9-0		0-0-0		0-0-0		HOME		0-1-0		0-0-0		2-8-0							
3-9-0		0-0-0		0-0-		AWAY		0-1-0		0-2-0		3-6-0							
0-3-0		0-0-0		0-0-0		NEUTRAL		0-1-0		0-1-0		0-1-0							
5-10-0		0-0-0		0-0-0		CONFERENCE		0-0-0		0-0-0		5-10-0							
3-3-0		0-0-0		0-0-0		HOME		0-0-0		0-0-0		3-3-0							
2-7-0		0-0-0		0-0-0		AWAY		0-0-0		0-0-0		2-7-0							
0-0-0		0-0-0		0-0-0		NEUTRAL		0-0-0		0-0-0		0-0-0							
RPI	S	Opponent		Score		RPI	S	Opponent		Score		RPI	S	Opponent		Score			
								</											

153	A	Longwood	5	6
153	A	Longwood	4	9

RPI	S	Opponent	Score	
270	H	LIU Brooklyn	3	11
270	H	LIU Brooklyn	3	2
271	A	N.C. Central	4	2
271	A	N.C. Central	1	2
271	A	N.C. Central	5	9
287	H	N.C. A&T	6	1
287	H	N.C. A&T	4	3
287	H	N.C. A&T	5	7
298	A	Alabama A&M	3	2
298	A	Alabama A&M	9	12
298	A	Alabama A&M	17	12

Average RPI Win: 270		WON-LOST RECORD		WINNING PCT. RANK		LAST 15 GAMES		STRENGTH OF SCHEDULE		OPP. STRENGTH OF SCHEDULE		TEAM RPI		ADJ RPI		CONF. RPI		ADJ CONF. RPI	
DIV. I ONLY		14-21-0		.4 218		2-9-0		291		291		288		.39758 289		32		32	
DIV. I NON-CONF.		5-13-0		.27778 260		0-4-0		276		243		290		.38278 294		31		31	
TOTALS		RPI 1-25		RPI 26-50		W-L RECORDS		RPI 51-100		RPI 101-150		RPI 150+							
14-21-0		0-0-0		0-2-0		OVERALL		0-1-0		0-1-0		14-17-0							
6-9-0		0-0-0		0-1-0		HOME		0-1-0		0-0-0		6-7-0							
7-11-0		0-0-0		0-1-0		AWAY		0-0-0		0-1-0		7-9-0							
1-1-0		0-0-0		0-0-0		NEUTRAL		0-0-0		0-0-0		1-1-0							
5-13-0		0-0-0		0-2-0		NON-CONFERENCE		0-1-0		0-1-0		5-9-0							
4-5-0		0-0-0		0-1-0		HOME		0-1-0		0-0-0		4-3-0							
1-8-0		0-0-0		0-0-		AWAY		0-0-0		0-1-0		1-6-0							
0-0-0		0-0-0		0-0-0		NEUTRAL		0-0-0		0-0-0		0-0-0							
9-8-0		0-0-0		0-0-0		CONFERENCE		0-0-0		0-0-0		9-8-0							
2-4-0		0-0-0		0-0-0		HOME		0-0-0		0-0-0		2-4-0							
6-3-0		0-0-0		0-0-0		AWAY		0-0-0		0-0-0		6-3-0							
1-1-0		0-0-0		0-0-0		NEUTRAL		0-0-0		0-0-0		1-1-0							
RPI	S	Opponent	Score	RPI	S	Opponent	Score	RPI	S	Opponent	Score	RPI	S	Opponent	Score				
				42	A	New Orleans	4 13	56	H	Southeastern La.	8 12	142	A	La.-Monroe	7 10				
				42	H	New Orleans	9 11					169	H	Florida A&M	4 3				
												169	H	Florida A&M	16 9				
												169	H	Florida A&M	2 15				
												172	A	Alabama St.	1 6				
												172	A	Alabama St.	3 4				
												172	A	Alabama St.	2 7				
												172	H	Alabama St.	1 13				
												172	H	Alabama St.	4 7				
												172	H	Alabama St.	4 15				
												235	A	Georgia St.	13 12				
												235	A	Georgia St.	5 11				
												271	A	UT Martin	3 13				
												271	A	UT Martin	8 11				
												271	A	UT Martin	4 10				
												271	H	UT Martin	9 2				
												271	H	UT Martin	9 18				
												271	H	UT Martin	8 5				
												271	H	UT Martin	2 12				
												274	A	UTRGV	4 10				
												274	A	UTRGV	4 11				
				LAST 15 GAMES								292	H	Alcorn	5 1				
				271	A	UT Martin	8 11	292	N	Alcorn	2 3	292	H	Alcorn	6 9				
				271	A	UT Martin	4 10	172	H	Alabama St.	1 13	292	H	Alcorn	11 5				
				271	A	UT Martin	3 13	172	H	Alabama St.	4 15	292	N	Alcorn	2 3				
				42	H	New Orleans	9 11					293	N	Southern U.	4 0				
				292	H	Alcorn	5 1					298	A	Alabama A&M	10 9				
Non-Div. I Games:		LeMoyne-Owen		20 3		Tougaloo		10 0		LeMoyne-Owen		23 2		Concordia (AL)		9 1			
		Tougaloo		8 3		Concordia (AL)		8 0		Concordia (AL)		17 1		Tougaloo		Jackson St.			

J a c k s o n s t .

Non-Div. I Games:

Concordia (AL)

21	0		
292	H Alcorn	11	5
292	H Alcorn	6	9

Through Games Of April 25, 2016

RPI	S	Opponent	Score
298	A	Alabama A&M	20 1
298	A	Alabama A&M	22 4
300	A	Mississippi Val.	10 3
300	A	Mississippi Val.	19 9
300	A	Mississippi Val.	16 5

Jackson, S. T.

Jackson St.

Average RPI Win: 294		WON-LOST	WINNING	LAST 15	STRENGTH OF		OPP. STRENGTH	TEAM	ADJ		CONF.	ADJ CONF.
Average RPI Loss: 210		RECORD	PCT. RANK	GAMES	SCHEDULE		OF SCHEDULE	RPI	RPI		RPI	RPI
DIV. I ONLY		10-28-0	.26316	277	6-9-0		262	300	291		31	31
DIV. I NON-CONF.		0-22-0	0	296	0-4-0		179	292	298		32	32
TOTALS		RPI 1-25	RPI 26-50		W-L RECORDS		RPI 51-100		RPI 101-150		RPI 150+	
10-28-0		0-0-0	0-0-0		OVERALL		0-1-0		0-6-0		10-21-0	
5-11-0		0-0-0	0-0-0		HOME		0-0-0		0-1-0		5-10-0	
5-13-0		0-0-0	0-0-0		AWAY		0-1-0		0-5-0		5-7-0	
0-4-0		0-0-0	0-0-0		NEUTRAL		0-0-0		0-0-0		0-4-0	
0-22-0		0-0-0	0-0-0		NON-CONFERENCE		0-1-0		0-6-0		0-15-0	
0-7-0		0-0-0	0-0-0		HOME		0-0-0		0-1-0		0-6-0	
0-11-0		0-0-0	0-0-		AWAY		0-1-0		0-5-0		0-5-0	
0-4-0		0-0-0	0-0-0		NEUTRAL		0-0-0		0-0-0		0-4-0	
10-6-0		0-0-0	0-0-0		CONFERENCE		0-0-0		0-0-0		10-6-0	
5-4-0		0-0-0	0-0-0		HOME		0-0-0		0-0-0		5-4-0	
5-2-0		0-0-0	0-0-0		AWAY		0-0-0		0-0-0		5-2-0	
0-0-0		0-0-0	0-0-0		NEUTRAL		0-0-0		0-0-0		0-0-0	
RPI S	Opponent	Score	RPI S	Opponent	Score	RPI S	Opponent	Score	RPI S	Opponent	Score	
						68 A	Rutgers	8 12	134 A	Gardner-Webb	6 7	
									134 A	Gardner-Webb	0 8	
									134 A	Gardner-Webb	0 9	
									134 A	Gardner-Webb	1 7	
									150 A	Navy	4 20	
									150 H	Navy	4 16	
									178 A	Delaware	3 8	
									178 A	Delaware	2 4	
									188 N	UMass Lowell	0 3	
									201 N	Fairfield	2 8	
									201 N	Fairfield	3 17	
									201 N	Fairfield	1 14	
									202 H	Marist	2 4	
									202 H	Marist	0 15	
									202 H	Marist	3 4	
									210 A	George Washington	0 8	
									220 H	Rider	7 11	
									237 H	Towson	1 8	
									247 A	Villanova	1 2	
									281 A	La Salle	5 6	
									281 H	La Salle	2 4	
									284 A	Norfolk St.	5 3	
									284 A	Norfolk St.	9 5	
									284 H	Norfolk St.	6 5	
									284 H	Norfolk St.	0 6	
									284 H	Norfolk St.	2 6	
									294 A	UMES	3 4	
LAST 15 GAMES												
						294 A	UMES	4 2	284 H	Norfolk St.	6 5	
						294 A	UMES	3 4	284 H	Norfolk St.	2 6	
						68 A	Rutgers	8 12	284 H	Norfolk St.	0 6	
						299 H	Coppin St.	10 9				
						299 H	Coppin St.	5 4				

Non-Div. I Games:

Delaware St.

Delaware St.

299	H	Coppin St.	14	4
150	H	Navy	4	16

Through Games Of April 25, 2016

RPI	S	Opponent	Score	
294	A	UMES	4	2
294	H	UMES	4	3
294	H	UMES	5	14
294	H	UMES	2	5
299	A	Coppin St.	0	3
299	A	Coppin St.	15	5
299	A	Coppin St.	14	6
299	H	Coppin St.	10	9
299	H	Coppin St.	14	4
299	H	Coppin St.	5	4

Delaware St.

D
e
l
a
w
a
r
e
s
t
.

D
e
l
a
w
a
r
e
s
t
.

Average RPI Win:		239	WON-LOST RECORD		WINNING PCT. RANK		LAST 15 GAMES		STRENGTH OF SCHEDULE		OPP. STRENGTH OF SCHEDULE		TEAM RPI		ADJ RPI		CONF. RPI		ADJ CONF. RPI	
DIV. I ONLY			9-30-0		.23077 290		3-12-0		267		247		290		.38755 291		26		26	
DIV. I NON-CONF.			6-18-0		.25 266		0-5-0		289		195		292		.38897 292		26		26	
TOTALS		RPI 1-25		RPI 26-50		W-L RECORDS		RPI 51-100		RPI 101-150		RPI 150+								
9-30-0		0-0-0		0-1-0		OVERALL		0-7-0		0-3-0		9-19-0								
6-10-0		0-0-0		0-0-0		HOME		0-4-0		0-0-0		6-6-0								
2-17-0		0-0-0		0-1-0		AWAY		0-0-0		0-3-0		2-13-0								
1-3-0		0-0-0		0-0-0		NEUTRAL		0-3-0		0-0-0		1-0-0								
6-18-0		0-0-0		0-1-0		NON-CONFERENCE		0-4-0		0-0-0		6-13-0								
3-4-0		0-0-0		0-0-0		HOME		0-1-0		0-0-0		3-3-0								
2-11-0		0-0-0		0-0-		AWAY		0-0-0		0-0-0		2-10-0								
1-3-0		0-0-0		0-0-0		NEUTRAL		0-3-0		0-0-0		1-0-0								
3-12-0		0-0-0		0-0-0		CONFERENCE		0-3-0		0-3-0		3-6-0								
3-6-0		0-0-0		0-0-0		HOME		0-3-0		0-0-0		3-3-0								
0-6-0		0-0-0		0-0-0		AWAY		0-0-0		0-3-0		0-3-0								
0-0-0		0-0-0		0-0-0		NEUTRAL		0-0-0		0-0-0		0-0-0								
RPI	S	Opponent		Score	RPI	S	Opponent		Score	RPI	S	Opponent		Score	RPI	S	Opponent		Score	
					44	A	Notre Dame		3 6	52	N	Boston College		1 7	138	A	Sacramento St.		1 4	
										77	H	Valparaiso		6 10	138	A	Sacramento St.		0 10	
										91	N	Iowa		3 15	138	A	Sacramento St.		4 5	
										96	H	Seattle		4 12	160	H	Milwaukee		9 12	
										96	H	Seattle		1 14	177	A	New Mexico St.		2 8	
										96	H	Seattle		2 12	177	A	New Mexico St.		4 11	
										98	N	Indiana St.		5 14	177	A	New Mexico St.		5 17	
															189	A	Hawaii		0 14	
															189	A	Hawaii		1 4	
															189	A	Hawaii		0 4	
															189	A	Hawaii		1 0	
															196	A	Ill.-Chicago		0 5	
															196	H	Ill.-Chicago		6 3	
															196	H	Ill.-Chicago		3 1	
															228	H	IPFW		4 5	
															231	A	A&M-Corpus Christi		2 6	
															231	A	A&M-Corpus Christi		7 1	
															231	A	A&M-Corpus Christi		6 8	
															247	N	Villanova		4 3	
															252	A	Northwestern		5 11	
															252	H	Northwestern		10 12	
															254	H	Western Mich.		6 3	
															269	A	Saint Louis		1 7	
															269	A	Saint Louis		0 7	
															269	A	Saint Louis		2 8	
															274	H	UTRGV		2 9	
															274	H	UTRGV		12 7	
LAST 15 GAMES																				
															282	H	Northern Colo.		5 7	
															282	H	Northern Colo.		5 4	
															282	H	Northern Colo.		4 2	
															77	H	Valparaiso		6 10	
															252	H	Northwestern		10 12	

Non-Div. I Games: Otterbein

Chicago St.

Chicago St.

138 A Sacramento St.	1	4
138 A Sacramento St.	0	10

Through Games Of April 25, 2016

RPI	S	Opponent	Score	
274	H	UTRGV	1	7
282	H	Northern Colo.	5	7
282	H	Northern Colo.	4	2
282	H	Northern Colo.	5	4

Chicago St.

C
h
i
c
a
g
o
s
t
.

C
h
i
c
a
g
o
s
t
.

Average RPI Win: 297		WON-LOST RECORD		WINNING PCT. RANK		LAST 15 GAMES		STRENGTH OF SCHEDULE		OPP. STRENGTH OF SCHEDULE		TEAM RPI		ADJ RPI		CONF. RPI		ADJ CONF. RPI					
Average RPI Loss: 164																							
DIV. I ONLY		10-25-0		.28571 271		6-7-0		287		294		292		.3866 292		32		32					
DIV. I NON-CONF.		0-12-0		0 296		0-2-0		4		57		252		.44461 251		31		31					
TOTALS		RPI 1-25		RPI 26-50		W-L RECORDS		RPI 51-100		RPI 101-150		RPI 150+											
10-25-0		0-1-0		0-4-0		OVERALL		0-6-0		0-1-0		10-13-0											
4-6-0		0-0-0		0-1-0		HOME		0-0-0		0-1-0		4-4-0											
4-16-0		0-1-0		0-3-0		AWAY		0-4-0		0-0-0		4-8-0											
2-3-0		0-0-0		0-0-0		NEUTRAL		0-2-0		0-0-0		2-1-0											
0-12-0		0-1-0		0-4-0		NON-CONFERENCE		0-6-0		0-1-0		0-0-0											
0-2-0		0-0-0		0-1-0		HOME		0-0-0		0-1-0		0-0-0											
0-8-0		0-1-0		0-0-		AWAY		0-4-0		0-0-0		0-0-0											
0-2-0		0-0-0		0-0-0		NEUTRAL		0-2-0		0-0-0		0-0-0											
10-13-0		0-0-0		0-0-0		CONFERENCE		0-0-0		0-0-0		10-13-0											
4-4-0		0-0-0		0-0-0		HOME		0-0-0		0-0-0		4-4-0											
4-8-0		0-0-0		0-0-0		AWAY		0-0-0		0-0-0		4-8-0											
2-1-0		0-0-0		0-0-0		NEUTRAL		0-0-0		0-0-0		2-1-0											
RPI	S	Opponent		Score		RPI	S	Opponent		Score		RPI	S	Opponent		Score		RPI	S	Opponent		Score	
13	A	Mississippi St.		0 14		37	H	Southeast Mo. St.		4 17		56	A	Southeastern La.		3 15		129	H	Sacred Heart		3 16	
						41	A	Alabama		0 8		56	A	Southeastern La.		0 21		172	A	Alabama St.		0 10	
						41	A	Alabama		5 8		66	N	UConn		3 25		172	A	Alabama St.		0 10	
						42	A	New Orleans		3 12		67	A	Austin Peay		0 12		172	A	Alabama St.		1 8	
												74	A	Louisiana Tech		4 15		221	H	Grambling		3 12	
												89	N	Missouri St.		1 13		276	H	Ark.-Pine Bluff		3 7	
																		289	A	Jackson St.		9 6	
																		289	A	Jackson St.		1 5	
																		289	A	Jackson St.		5 11	
																		289	N	Jackson St.		3 2	
																		293	N	Southern U.		6 2	
																		296	N	Prairie View		10 11	
																		298	A	Alabama A&M		2 12	
																		298	A	Alabama A&M		15 13	
																		298	A	Alabama A&M		16 4	
																		298	H	Alabama A&M		3 13	
																		298	H	Alabama A&M		3 8	
																		298	H	Alabama A&M		6 4	
																		300	A	Mississippi Val.		1 5	
																		300	A	Mississippi Val.		5 6	
																		300	A	Mississippi Val.		10 3	
																		300	H	Mississippi Val.		12 4	
																		300	H	Mississippi Val.		11 4	
																		300	H	Mississippi Val.		9 2	
LAST 15 GAMES																							
298 H Alabama A&M						3 13		289 N Jackson St.						3 2		300 H Mississippi Val.							
298 H Alabama A&M						3 8		300 H Mississippi Val.						9 2		300 H Mississippi Val.							
298 H Alabama A&M						6 4		300 H Mississippi Val.						12 4									
276 H Ark.-Pine Bluff						3 7																	
289 A Jackson St.						1 5																	

Non-Div. I Games:

Tougaloo

18 2

Tougaloo

4 1

Tougaloo

4 0

Alcorn

289 A Jackson St.	5	11
289 A Jackson St.	9	6

A
l
c
o
r
n

A
l
c
o
r
n

Average RPI Win:	228	WON-LOST RECORD	WINNING PCT. RANK	LAST 15 GAMES	STRENGTH OF SCHEDULE	OPP. STRENGTH OF SCHEDULE	TEAM RPI	ADJ RPI	CONF. RPI	ADJ CONF. RPI	
DIV. I ONLY		8-23-0	.25806 279	4-10-0	279	278	293	.38027 293	32	32	
DIV. I NON-CONF.		2-9-0	.18182 287	1-4-0	15	7	154	.4976 157	31	31	
<hr/>											
TOTALS	RPI 1-25	RPI 26-50		W-L RECORDS	RPI 51-100		RPI 101-150		RPI 150+		
8-23-0	0-1-0	1-3-0		OVERALL	0-2-0		1-2-0		6-15-0		
5-10-0	0-0-0	0-0-0		HOME	0-0-0		0-0-0		5-10-0		
3-9-0	0-1-0	1-3-0		AWAY	0-1-0		1-2-0		1-2-0		
0-4-0	0-0-0	0-0-0		NEUTRAL	0-1-0		0-0-0		0-3-0		
2-9-0	0-1-0	1-3-0		NON-CONFERENCE	0-2-0		1-2-0		0-1-0		
0-0-0	0-0-0	0-0-0		HOME	0-0-0		0-0-0		0-0-0		
2-8-0	0-1-0	1-0-		AWAY	0-1-0		1-2-0		0-1-0		
0-1-0	0-0-0	0-0-0		NEUTRAL	0-1-0		0-0-0		0-0-0		
6-14-0	0-0-0	0-0-0		CONFERENCE	0-0-0		0-0-0		6-14-0		
5-10-0	0-0-0	0-0-0		HOME	0-0-0		0-0-0		5-10-0		
1-1-0	0-0-0	0-0-0		AWAY	0-0-0		0-0-0		1-1-0		
0-3-0	0-0-0	0-0-0		NEUTRAL	0-0-0		0-0-0		0-3-0		
RPI S	Opponent	Score	RPI S	Opponent	Score	RPI S	Opponent	Score	RPI S	Opponent	Score
14 A	LSU	1 11	38 A	South Ala.	1 7	56 A	Southeastern La.	2 18	107 A	Auburn	6 5
			38 A	South Ala.	5 4	74 N	Louisiana Tech	0 15	107 A	Auburn	6 18
			38 A	South Ala.	2 12				107 A	Auburn	0 7
			42 A	New Orleans	4 14				212 A	Nicholls St.	8 9
									221 H	Grambling	11 16
									221 H	Grambling	7 11
									221 H	Grambling	8 10
									221 H	Grambling	9 10
									221 H	Grambling	5 9
									221 H	Grambling	10 3
									221 N	Grambling	0 15
									276 H	Ark.-Pine Bluff	2 7
									276 H	Ark.-Pine Bluff	5 3
									276 H	Ark.-Pine Bluff	9 10
									286 H	Texas Southern	2 5
									286 H	Texas Southern	5 13
									286 H	Texas Southern	5 6
									289 N	Jackson St.	0 4
									292 N	Alcorn	2 6
									296 A	Prairie View	9 2
									296 A	Prairie View	1 7
									296 H	Prairie View	13 9
									296 H	Prairie View	4 1
									296 H	Prairie View	16 5
			LAST 15 GAMES								
			38 A	South Ala.	1 7	221 H	Grambling	8 10	296 H	Prairie View	13 9
			38 A	South Ala.	2 12	221 H	Grambling	7 11	296 H	Prairie View	4 1
			38 A	South Ala.	5 4	14 A	LSU	1 11	296 H	Prairie View	16 5
			296 H	Prairie View	13 9						
			296 H	Prairie View	16 5						
<hr/>											
Non-Div. I Games:	Selma	12 6	Loyola (LA)	6 7	Loyola (LA)	5 4	Selma	10 0	Southern U.		
	Selma	4 3									

296 H Prairie View	4	1
221 H Grambling	11	16

S
o
u
t
h
e
r
n
U
.

S
o
u
t
h
e
r
n
U
.

UMES

Average RPI Win:	276	WON-LOST RECORD	WINNING PCT. RANK	LAST 15 GAMES	STRENGTH OF SCHEDULE	OPP. STRENGTH OF SCHEDULE	TEAM RPI	ADJ RPI	CONF. RPI	ADJ CONF. RPI		
Average RPI Loss:	235											
DIV. I ONLY		12-26-0	.31579	263	7-8-0	296	297	294	.3789	294	31	31
DIV. I NON-CONF.		7-14-0	.33333	237	3-0-0	259	289	269	.42919	268	32	32
<hr/>												
TOTALS	RPI 1-25	RPI 26-50		W-L RECORDS		RPI 51-100		RPI 101-150		RPI 150+		
12-26-0	0-0-0	0-1-0		OVERALL		0-1-0		0-2-0		12-22-0		
5-6-0	0-0-0	0-0-0		HOME		0-0-0		0-1-0		5-5-0		
4-18-0	0-0-0	0-1-0		AWAY		0-1-0		0-1-0		4-15-0		
3-2-0	0-0-0	0-0-0		NEUTRAL		0-0-0		0-0-0		3-2-0		
7-14-0	0-0-0	0-1-0		NON-CONFERENCE		0-1-0		0-2-0		7-10-0		
3-1-0	0-0-0	0-0-0		HOME		0-0-0		0-1-0		3-0-0		
1-11-0	0-0-0	0-0-		AWAY		0-1-0		0-1-0		1-8-0		
3-2-0	0-0-0	0-0-0		NEUTRAL		0-0-0		0-0-0		3-2-0		
5-12-0	0-0-0	0-0-0		CONFERENCE		0-0-0		0-0-0		5-12-0		
2-5-0	0-0-0	0-0-0		HOME		0-0-0		0-0-0		2-5-0		
3-7-0	0-0-0	0-0-0		AWAY		0-0-0		0-0-0		3-7-0		
0-0-0	0-0-0	0-0-0		NEUTRAL		0-0-0		0-0-0		0-0-0		
RPI	S	Opponent	Score	RPI	S	Opponent	Score	RPI	S	Opponent	Score	
				46	A	UNCG	2 8	63	A	Duke	1 9	
								150	A	Navy	2 11	
								150	H	Navy	4 16	
								158	A	Richmond	0 15	
								158	A	Richmond	4 7	
								215	A	Eastern Ky.	3 14	
								215	A	Eastern Ky.	2 20	
								215	A	Eastern Ky.	1 17	
								215	A	Eastern Ky.	5 4	
								233	A	VMI	3 7	
								233	A	VMI	1 14	
								233	A	VMI	2 23	
								253	N	Fairleigh Dickinson	5 7	
								253	N	Fairleigh Dickinson	5 1	
								253	N	Fairleigh Dickinson	6 4	
								265	H	Lehigh	7 6	
								265	H	Lehigh	5 4	
								284	A	Norfolk St.	1 3	
								284	A	Norfolk St.	0 8	
								284	A	Norfolk St.	0 6	
								284	H	Norfolk St.	7 20	
								284	H	Norfolk St.	6 7	
								284	H	Norfolk St.	2 11	
				LAST 15 GAMES								
				290	H	Delaware St.	2 4	299	A	Coppin St.	6 12	
				290	H	Delaware St.	4 3	299	A	Coppin St.	7 3	
				265	H	Lehigh	5 4	299	A	Coppin St.	4 16	
				265	H	Lehigh	7 6					
				284	A	Norfolk St.	1 3					
								290	A	Delaware St.	5 2	
								290	A	Delaware St.	14 5	
								290	A	Delaware St.	3 4	
								290	H	Delaware St.	2 4	
								290	H	Delaware St.	4 3	

Non-Div. I Games:

UMES

284	A	Norfolk St.	0	6
284	A	Norfolk St.	0	8

RPI	S	Opponent	Score	
295	N	Saint Peter's	17	5
295	N	Saint Peter's	8	10
297	H	Mt. St. Mary's	9	2
299	A	Coppin St.	6	12
299	A	Coppin St.	4	16
299	A	Coppin St.	1	3
299	A	Coppin St.	7	3
299	H	Coppin St.	1	3
299	H	Coppin St.	4	3

Average RPI Win: 222		WON-LOST	WINNING	LAST 15	STRENGTH OF		OPP. STRENGTH	TEAM	ADJ		CONF.	ADJ CONF.
Average RPI Loss: 200		RECORD	PCT. RANK	GAMES	SCHEDULE		OF SCHEDULE	RPI	RPI		RPI	RPI
DIV. I ONLY		6-29-0	.17143	298	2-13-0		276	279	295		28	28
DIV. I NON-CONF.		5-18-0	.21739	278	1-6-0		274	286	288		25	25
TOTALS		RPI 1-25	RPI 26-50		W-L RECORDS		RPI 51-100		RPI 101-150		RPI 150+	
6-29-0		0-0-0	0-1-0		OVERALL		0-0-0		0-1-0		6-27-0	
1-10-0		0-0-0	0-0-0		HOME		0-0-0		0-0-0		1-10-0	
4-16-0		0-0-0	0-1-0		AWAY		0-0-0		0-1-0		4-14-0	
1-3-0		0-0-0	0-0-0		NEUTRAL		0-0-0		0-0-0		1-3-0	
5-18-0		0-0-0	0-1-0		NON-CONFERENCE		0-0-0		0-1-0		5-16-0	
0-2-0		0-0-0	0-0-0		HOME		0-0-0		0-0-0		0-2-0	
4-13-0		0-0-0	0-0-		AWAY		0-0-0		0-1-0		4-11-0	
1-3-0		0-0-0	0-0-0		NEUTRAL		0-0-0		0-0-0		1-3-0	
1-11-0		0-0-0	0-0-0		CONFERENCE		0-0-0		0-0-0		1-11-0	
1-8-0		0-0-0	0-0-0		HOME		0-0-0		0-0-0		1-8-0	
0-3-0		0-0-0	0-0-0		AWAY		0-0-0		0-0-0		0-3-0	
0-0-0		0-0-0	0-0-0		NEUTRAL		0-0-0		0-0-0		0-0-0	
RPI S	Opponent	Score	RPI S	Opponent	Score	RPI S	Opponent	Score	RPI S	Opponent	Score	
			31 A	Wake Forest	2 8				111 A	Seton Hall	4 5	
									157 A	St. John's (NY)	9 8	
									158 A	Richmond	0 10	
									158 A	Richmond	2 12	
									158 N	Richmond	6 12	
									159 H	Monmouth	7 11	
									159 H	Monmouth	8 7	
									159 H	Monmouth	1 4	
									168 A	Stony Brook	3 7	
									182 A	Albany (NY)	5 17	
									182 A	Albany (NY)	2 5	
									182 A	Albany (NY)	0 5	
									191 A	Canisius	7 8	
									191 A	Canisius	0 9	
									191 A	Canisius	7 11	
									192 A	Fordham	2 0	
									201 H	Fairfield	2 12	
									201 H	Fairfield	3 8	
									201 H	Fairfield	3 11	
									222 H	Niagara	2 21	
									222 H	Niagara	0 11	
									222 H	Niagara	0 13	
									227 N	Harvard	1 7	
									230 H	Hofstra	4 11	
									242 A	NJIT	0 16	
									242 H	NJIT	7 11	
									247 A	Villanova	5 1	
LAST 15 GAMES												
			201 H	Fairfield	3 8		278 A	Wagner	6 13			
			201 H	Fairfield	3 11		159 H	Monmouth	7 11			
			201 H	Fairfield	2 12		159 H	Monmouth	8 7			
			157 A	St. John's (NY)	9 8							
			182 A	Albany (NY)	2 5							

Non-Div. I Games:

Saint Peter's

182	A	Albany (NY)	5	17
182	A	Albany (NY)	0	5

RPI	S	Opponent	Score	
247	A	Villanova	3	7
265	A	Lehigh	3	6
278	A	Wagner	6	13
281	A	La Salle	7	3
281	A	La Salle	0	1
294	N	UMES	5	17
294	N	UMES	10	8

Saint Peter's

S
a
i
n
t
P
e
t
e
r
'
s

S
a
i
n
t
P
e
t
e
r
'
s

Average RPI Win: 276		WON-LOST RECORD		WINNING PCT. RANK		LAST 15 GAMES		STRENGTH OF SCHEDULE		OPP. STRENGTH OF SCHEDULE		TEAM RPI		ADJ RPI		CONF. RPI		ADJ CONF. RPI	
DIV. I ONLY		8-24-0		.25 283		2-11-0		292		293		296		.36988 296		32		32	
DIV. I NON-CONF.		1-9-0		.1 295		0-1-0		175		206		285		.408 285		31		31	
TOTALS		RPI 1-25		RPI 26-50		W-L RECORDS		RPI 51-100		RPI 101-150		RPI 150+							
8-24-0		0-1-0		0-1-0		OVERALL		0-2-0		0-0-0		8-20-0							
3-5-0		0-0-0		0-0-0		HOME		0-0-0		0-0-0		3-5-0							
3-17-0		0-1-0		0-1-0		AWAY		0-1-0		0-0-0		3-14-0							
2-2-0		0-0-0		0-0-0		NEUTRAL		0-1-0		0-0-0		2-1-0							
1-9-0		0-1-0		0-1-0		NON-CONFERENCE		0-2-0		0-0-0		1-5-0							
0-0-0		0-0-0		0-0-0		HOME		0-0-0		0-0-0		0-0-0							
1-7-0		0-1-0		0-0-		AWAY		0-1-0		0-0-0		1-4-0							
0-2-0		0-0-0		0-0-0		NEUTRAL		0-1-0		0-0-0		0-1-0							
7-15-0		0-0-0		0-0-0		CONFERENCE		0-0-0		0-0-0		7-15-0							
3-5-0		0-0-0		0-0-0		HOME		0-0-0		0-0-0		3-5-0							
2-10-0		0-0-0		0-0-0		AWAY		0-0-0		0-0-0		2-10-0							
2-0-0		0-0-0		0-0-0		NEUTRAL		0-0-0		0-0-0		2-0-0							
RPI	S	Opponent		Score		RPI	S	Opponent		Score		RPI	S	Opponent		Score			
4	A	Texas A&M		0 11		47	A	Lamar		3 13		74	N	Louisiana Tech		0 7			
												81	A	Sam Houston St.		5 16			
														184 N Washington St.		3 14			
														186 A Houston Baptist		3 5			
														221 A Grambling		6 13			
														221 A Grambling		4 8			
														221 A Grambling		7 11			
														221 N Grambling		4 3			
														264 A Incarnate Word		2 12			
														264 A Incarnate Word		5 1			
														274 A UTRGV		6 7			
														274 A UTRGV		9 11			
														276 A Ark.-Pine Bluff		0 12			
														276 A Ark.-Pine Bluff		1 21			
														276 A Ark.-Pine Bluff		1 11			
														276 H Ark.-Pine Bluff		0 9			
														276 H Ark.-Pine Bluff		17 13			
														276 H Ark.-Pine Bluff		7 11			
														286 A Texas Southern		5 4			
														286 A Texas Southern		12 8			
														286 A Texas Southern		5 6			
														286 H Texas Southern		3 11			
														286 H Texas Southern		12 2			
														286 H Texas Southern		5 24			
														292 N Alcorn		11 10			
														293 A Southern U.		1 4			
														293 A Southern U.		5 16			
														293 A Southern U.		9 13			
														293 H Southern U.		2 9			

293 A Southern U.	1	4
286 H Texas Southern	5	24

RPI	S	Opponent	Score	
293	H	Southern U.	7	1

Prairie View

P
r
a
i
r
i
e
V
i
e
w

P
r
a
i
r
i
e
V
i
e
w

Average RPI Win:	261	WON-LOST RECORD	WINNING PCT. RANK	LAST 15 GAMES	STRENGTH OF SCHEDULE	OPP. STRENGTH OF SCHEDULE	TEAM RPI	ADJ RPI	CONF. RPI	ADJ CONF. RPI	
Average RPI Loss:	226										
DIV. I ONLY	9-27-0	.25	283	7-8-0	297	283	297	.36852	297	27	27
DIV. I NON-CONF.	3-13-0	.1875	286	2-1-0	288	295	297	.37278	297	28	28
<hr/>											
TOTALS	RPI 1-25	RPI 26-50		W-L RECORDS	RPI 51-100		RPI 101-150		RPI 150+		
9-27-0	0-0-0	0-1-0		OVERALL	0-3-0		0-0-0		9-23-0		
2-10-0	0-0-0	0-0-0		HOME	0-0-0		0-0-0		2-10-0		
7-17-0	0-0-0	0-1-0		AWAY	0-3-0		0-0-0		7-13-0		
0-0-0	0-0-0	0-0-0		NEUTRAL	0-0-0		0-0-0		0-0-0		
<hr/>											
3-13-0	0-0-0	0-1-0		NON-CONFERENCE	0-3-0		0-0-0		3-9-0		
1-3-0	0-0-0	0-0-0		HOME	0-0-0		0-0-0		1-3-0		
2-10-0	0-0-0	0-0-		AWAY	0-3-0		0-0-0		2-6-0		
0-0-0	0-0-0	0-0-0		NEUTRAL	0-0-0		0-0-0		0-0-0		
<hr/>											
6-14-0	0-0-0	0-0-0		CONFERENCE	0-0-0		0-0-0		6-14-0		
1-7-0	0-0-0	0-0-0		HOME	0-0-0		0-0-0		1-7-0		
5-7-0	0-0-0	0-0-0		AWAY	0-0-0		0-0-0		5-7-0		
0-0-0	0-0-0	0-0-0		NEUTRAL	0-0-0		0-0-0		0-0-0		
<hr/>											
RPI S	Opponent	Score	RPI S	Opponent	Score	RPI S	Opponent	Score	RPI S	Opponent	Score
			31 A	Wake Forest	2 8	61 A	Jacksonville	7 15	204 A	UMBC	1 3
						61 A	Jacksonville	3 14	204 A	UMBC	3 9
						61 A	Jacksonville	2 13	204 H	UMBC	5 3
									217 A	Central Conn. St.	6 4
									217 A	Central Conn. St.	4 19
									217 A	Central Conn. St.	0 2
									217 A	Central Conn. St.	0 6
									237 A	Towson	7 8
									253 A	Fairleigh Dickinson	0 6
									253 A	Fairleigh Dickinson	3 4
									253 A	Fairleigh Dickinson	4 9
									253 A	Fairleigh Dickinson	13 6
									253 H	Fairleigh Dickinson	1 4
									253 H	Fairleigh Dickinson	5 2
									253 H	Fairleigh Dickinson	0 1
									253 H	Fairleigh Dickinson	2 17
									257 H	Buffalo	0 2
									257 H	Buffalo	0 15
									278 A	Wagner	2 1
									278 A	Wagner	8 9
									278 A	Wagner	3 0
									278 A	Wagner	6 5
									278 H	Wagner	4 17
									278 H	Wagner	6 14
									278 H	Wagner	4 20
									278 H	Wagner	0 2
									285 A	UNC Asheville	2 8
<hr/>											
			LAST 15 GAMES								
			278 A	Wagner	8 9	253 H	Fairleigh Dickinson	1 4	278 H	Wagner	4 17
			278 A	Wagner	2 1	253 H	Fairleigh Dickinson	2 17	278 H	Wagner	6 14
			278 A	Wagner	3 0	217 A	Central Conn. St.	6 4	278 H	Wagner	4 20
			278 A	Wagner	6 5				278 H	Wagner	0 2
			299 A	Coppin St.	16 6						

Non-Div. I Games:

Mt. St. Mary's

253 H Fairleigh Dickinson	0	1
253 H Fairleigh Dickinson	5	2

RPI	S	Opponent	Score	
285	A	UNC Asheville	2	1
285	A	UNC Asheville	5	8
294	A	UMES	2	9
299	A	Coppin St.	16	6
299	H	Coppin St.	9	12

Mt. St. Mary's

M
t
.
S
t
.
M
a
r
y
.
s

M
t
.
S
t
.
M
a
r
y
.
s

Average RPI Win:	265	WON-LOST RECORD	WINNING PCT. RANK	LAST 15 GAMES	STRENGTH OF SCHEDULE	OPP. STRENGTH OF SCHEDULE	TEAM RPI	ADJ RPI	CONF. RPI	ADJ CONF. RPI	
Average RPI Loss:	218										
DIV. I ONLY	11-33-0	.25	283	6-9-0	298	289	298	.35322	298	32	32
DIV. I NON-CONF.	4-19-0	.17391	288	2-3-0	269	223	295	.38	295	31	31
<hr/>											
TOTALS	RPI 1-25	RPI 26-50		W-L RECORDS	RPI 51-100		RPI 101-150		RPI 150+		
11-33-0	0-0-0	0-1-0		OVERALL	0-1-0		1-5-0		10-26-0		
5-18-0	0-0-0	0-0-0		HOME	0-0-0		0-0-0		5-18-0		
6-15-0	0-0-0	0-1-0		AWAY	0-1-0		1-4-0		5-7-0		
0-0-0	0-0-0	0-0-0		NEUTRAL	0-0-0		0-0-0		0-0-0		
<hr/>											
4-19-0	0-0-0	0-1-0		NON-CONFERENCE	0-1-0		1-5-0		3-12-0		
2-8-0	0-0-0	0-0-0		HOME	0-0-0		0-0-0		2-8-0		
2-11-0	0-0-0	0-0-		AWAY	0-1-0		1-5-0		1-4-0		
0-0-0	0-0-0	0-0-0		NEUTRAL	0-0-0		0-0-0		0-0-0		
<hr/>											
7-14-0	0-0-0	0-0-0		CONFERENCE	0-0-0		0-0-0		7-14-0		
3-10-0	0-0-0	0-0-0		HOME	0-0-0		0-0-0		3-10-0		
4-4-0	0-0-0	0-0-0		AWAY	0-0-0		0-0-0		4-4-0		
0-0-0	0-0-0	0-0-0		NEUTRAL	0-0-0		0-0-0		0-0-0		
<hr/>											
RPI S	Opponent	Score	RPI S	Opponent	Score	RPI S	Opponent	Score	RPI S	Opponent	Score
			39 A	Tulane	0 7	82 A	Troy	0 8	102 A	Missouri	3 5
									105 A	Samford	6 18
									105 A	Samford	7 5
									107 A	Auburn	0 5
									107 A	Auburn	1 15
									116 A	UAB	2 12
									172 H	Alabama St.	4 16
									172 H	Alabama St.	3 7
									172 H	Alabama St.	2 17
									211 A	Tennessee Tech	6 11
									211 H	Tennessee Tech	6 34
									215 A	Eastern Ky.	3 1
									215 H	Eastern Ky.	6 11
									224 A	Lipscomb	3 10
									224 A	Lipscomb	4 5
									224 A	Lipscomb	5 14
									228 H	IPFW	1 8
									228 H	IPFW	6 4
									228 H	IPFW	7 9
									228 H	IPFW	6 7
									271 H	UT Martin	2 9
									276 A	Ark.-Pine Bluff	0 1
									276 A	Ark.-Pine Bluff	3 4
									276 A	Ark.-Pine Bluff	2 5
									288 H	Savannah St.	12 9
									288 H	Savannah St.	2 3
									288 H	Savannah St.	12 17
<hr/>											
LAST 15 GAMES											
			292 A	Alcorn	13 3	300 H	Mississippi Val.	10 11	276 A	Ark.-Pine Bluff	3 4
			292 A	Alcorn	8 3	300 H	Mississippi Val.	10 6	276 A	Ark.-Pine Bluff	2 5
			292 A	Alcorn	4 6	215 A	Eastern Ky.	3 1	288 H	Savannah St.	12 9
			105 A	Samford	7 5				288 H	Savannah St.	2 3
			105 A	Samford	6 18				288 H	Savannah St.	12 17

Non-Div. I Games: North Ala. 6 5

Alabama A&M

300 H Mississippi Val.	17	4
300 H Mississippi Val.	1	2

RPI	S	Opponent	Score
289	H	Jackson St.	1 20
289	H	Jackson St.	9 10
289	H	Jackson St.	4 22
292	A	Alcorn	8 3
292	A	Alcorn	4 6
292	A	Alcorn	13 3
292	H	Alcorn	4 16
292	H	Alcorn	13 15
292	H	Alcorn	12 2
300	A	Mississippi Val.	12 10
300	A	Mississippi Val.	5 2
300	H	Mississippi Val.	17 4
300	H	Mississippi Val.	10 11
300	H	Mississippi Val.	10 6
300	H	Mississippi Val.	1 2

Alabama A&M

A
l
a
b
a
m
a
A
&
M

A
l
a
b
a
m
a
A
&
M

Average RPI Win:	285	WON-LOST	WINNING	LAST 15		STRENGTH OF	OPP. STRENGTH	TEAM	ADJ	CONF.	ADJ CONF.	
Average RPI Loss:	259	RECORD	PCT. RANK	GAMES		SCHEDULE	OF SCHEDULE	RPI	RPI	RPI	RPI	
DIV. I ONLY		9-30-0	.23077	290	5-10-0	300	299	299	.32944	299	31	31
DIV. I NON-CONF.		3-18-0	.14286	292	1-3-0	298	297	300	.32915	300	32	32
<hr/>												
TOTALS	RPI 1-25		RPI 26-50		W-L RECORDS		RPI 51-100		RPI 101-150		RPI 150+	
9-30-0	0-0-0		0-0-0		OVERALL		0-0-0		0-0-0		9-30-0	
6-14-0	0-0-0		0-0-0		HOME		0-0-0		0-0-0		6-14-0	
2-14-0	0-0-0		0-0-0		AWAY		0-0-0		0-0-0		2-11-0	
1-2-0	0-0-0		0-0-0		NEUTRAL		0-0-0		0-0-0		1-2-0	
3-18-0	0-0-0		0-0-0		NON-CONFERENCE		0-0-0		0-0-0		3-18-0	
1-9-0	0-0-0		0-0-0		HOME		0-0-0		0-0-0		1-9-0	
1-7-0	0-0-0		0-0-		AWAY		0-0-0		0-0-0		1-7-0	
1-2-0	0-0-0		0-0-0		NEUTRAL		0-0-0		0-0-0		1-2-0	
6-12-0	0-0-0		0-0-0		CONFERENCE		0-0-0		0-0-0		6-12-0	
5-5-0	0-0-0		0-0-0		HOME		0-0-0		0-0-0		5-5-0	
1-7-0	0-0-0		0-0-0		AWAY		0-0-0		0-0-0		1-7-0	
0-0-0	0-0-0		0-0-0		NEUTRAL		0-0-0		0-0-0		0-0-0	
RPI	S	Opponent	Score	RPI	S	Opponent	Score	RPI	S	Opponent	Score	
										174 H Georgetown	4	5
										204 A UMBC	3	12
										230 H Hofstra	0	17
										230 H Hofstra	0	15
										230 H Hofstra	4	17
										235 A Georgia St.	0	13
										235 A Georgia St.	0	17
										235 A Georgia St.	4	22
										235 A Georgia St.	0	12
										237 A Towson	7	8
										242 H NJIT	4	5
										242 H NJIT	2	9
										242 H NJIT	2	3
										253 H Fairleigh Dickinson	24	35
										253 H Fairleigh Dickinson	15	8
										265 A Lehigh	4	10
										266 N NYIT	10	4
										266 N NYIT	7	14
										266 N NYIT	2	5
										284 A Norfolk St.	1	4
										284 A Norfolk St.	0	2
										284 A Norfolk St.	0	10
					LAST 15 GAMES					284 H Norfolk St.	3	6
					284 A Norfolk St.	1	4			253 H Fairleigh Dickinson	24	35
					284 A Norfolk St.	0	2			253 H Fairleigh Dickinson	15	8
					284 A Norfolk St.	0	10			294 H UMES	12	6
					297 H Mt. St. Mary's	6	16			284 H Norfolk St.	11	7
					290 A Delaware St.	9	10			290 A Delaware St.	9	10
										290 A Delaware St.	4	14

Non-Div. I Games:

Coppin St.

Coppin St.

290 A Delaware St.	4	5
290 A Delaware St.	4	14

Through Games Of April 25, 2016

RPI	S	Opponent	Score	
290	A	Delaware St.	4	5
290	H	Delaware St.	5	15
290	H	Delaware St.	6	14
290	H	Delaware St.	3	0
294	A	UMES	3	1
294	A	UMES	3	4
294	H	UMES	16	4
294	H	UMES	3	1
294	H	UMES	3	7
294	H	UMES	12	6
297	A	Mt. St. Mary's	12	9
297	H	Mt. St. Mary's	6	16

Coppin St.

C
o
p
p
i
n
s
t
.

C
o
p
p
i
n
s
t
.

Average RPI Win: 295		WON-LOST RECORD		WINNING PCT. RANK		LAST 15 GAMES		STRENGTH OF SCHEDULE		OPP. STRENGTH OF SCHEDULE		TEAM RPI		ADJ RPI		CONF. RPI		ADJ CONF. RPI	
DIV. I ONLY		4-28-0		.125 300		2-11-0		295		295		300		.32656 300		32		32	
DIV. I NON-CONF.		0-11-0		0 296		0-0-0		224		187		299		.35334 299		31		31	
TOTALS		RPI 1-25		RPI 26-50		W-L RECORDS		RPI 51-100		RPI 101-150		RPI 150+							
4-28-0		0-1-0		0-0-0		OVERALL		0-2-0		0-1-0		4-24-0							
2-9-0		0-0-0		0-0-0		HOME		0-0-0		0-0-0		2-9-0							
2-19-0		0-1-0		0-0-0		AWAY		0-2-0		0-1-0		2-15-0							
0-0-0		0-0-0		0-0-0		NEUTRAL		0-0-0		0-0-0		0-0-0							
0-11-0		0-1-0		0-0-0		NON-CONFERENCE		0-2-0		0-1-0		0-7-0							
0-0-0		0-0-0		0-0-0		HOME		0-0-0		0-0-0		0-0-0							
0-11-0		0-1-0		0-0-		AWAY		0-2-0		0-1-0		0-7-0							
0-0-0		0-0-0		0-0-0		NEUTRAL		0-0-0		0-0-0		0-0-0							
4-17-0		0-0-0		0-0-0		CONFERENCE		0-0-0		0-0-0		4-17-0							
2-9-0		0-0-0		0-0-0		HOME		0-0-0		0-0-0		2-9-0							
2-8-0		0-0-0		0-0-0		AWAY		0-0-0		0-0-0		2-8-0							
0-0-0		0-0-0		0-0-0		NEUTRAL		0-0-0		0-0-0		0-0-0							
RPI	S	Opponent		Score		RPI	S	Opponent		Score		RPI	S	Opponent		Score			
13	A	Mississippi St.		1	16							92	A	Arkansas		0	20		
												92	A	Arkansas		4	21		
												103	A	Little Rock		3	20		
												172	A	Alabama St.		2	27		
												172	A	Alabama St.		0	3		
												172	A	Alabama St.		3	11		
												172	H	Alabama St.		1	28		
												172	H	Alabama St.		0	10		
												172	H	Alabama St.		0	12		
												212	A	Nicholls St.		3	13		
												212	A	Nicholls St.		2	18		
												212	A	Nicholls St.		1	6		
												212	A	Nicholls St.		1	15		
												224	A	Lipscomb		3	16		
												224	A	Lipscomb		1	11		
												224	A	Lipscomb		1	7		
												289	H	Jackson St.		9	19		
												289	H	Jackson St.		3	10		
												289	H	Jackson St.		5	16		
												292	A	Alcorn		4	11		
												292	A	Alcorn		4	12		
												292	A	Alcorn		2	9		
												292	H	Alcorn		6	5		
												292	H	Alcorn		5	1		
												292	H	Alcorn		3	10		
												298	A	Alabama A&M		2	1		
												298	A	Alabama A&M		11	10		
												298	A	Alabama A&M		4	17		
												298	A	Alabama A&M		6	10		
Non-Div. I Games:		Tougaloo		16	3	Delta St.		4	12	Tougaloo		18	8	Delta St.		1	16		
																Mississippi Val.			

Mississippi Val.

298	A	Alabama A&M	2	1
298	A	Alabama A&M	6	10

Through Games Of April 25, 2016

RPI	S	Opponent	Score	
298	H	Alabama A&M	10	12
298	H	Alabama A&M	2	5

Mississippi Val.

M
i
s
s
i
s
s
i
p
p
i
V
a
l
.

M
i
s
s
i
s
s
i
p
p
i
V
a
l
.