

| Average RPI Win: | 91 | WON-LOST RECORD | WINNING PCT. RANK | LAST 15 GAMES | STRENGTH OF SCHEDULE | OPP. STRENGTH OF SCHEDULE | TEAM RPI | ADJ RPI | CONF. RPI | ADJ CONF. RPI | | | | |
|-------------------|----------|-----------------|-------------------|----------------|----------------------|---------------------------|-----------------|-------------|-----------|---------------|---|---------------|-------|---|
| Average RPI Loss: | 22 | | | | | | | | | | | | | |
| DIV. I ONLY | | 36-6-0 | .85714 | 1 | 12-3-0 | 3 | 5 | 1 | .6546 | 1 | 1 | 1 | | |
| DIV. I NON-CONF. | | 23-1-0 | .95833 | 1 | 3-0-0 | 12 | 22 | 1 | .67135 | 1 | 2 | 2 | | |
| ----- | | | | | | | | | | | | | | |
| TOTALS | RPI 1-25 | RPI 26-50 | | W-L RECORDS | | RPI 51-100 | | RPI 101-150 | | RPI 150+ | | | | |
| 36-6-0 | 9-3-0 | 4-3-0 | | OVERALL | | 10-0-0 | | 5-0-0 | | 8-0-0 | | | | |
| 25-3-0 | 5-2-0 | 3-1-0 | | HOME | | 6-0-0 | | 4-0-0 | | 7-0-0 | | | | |
| 9-3-0 | 3-1-0 | 1-2-0 | | AWAY | | 4-0-0 | | 1-0-0 | | 0-0-0 | | | | |
| 2-0-0 | 1-0-0 | 0-0-0 | | NEUTRAL | | 0-0-0 | | 0-0-0 | | 1-0-0 | | | | |
| 23-1-0 | 5-1-0 | 1-0-0 | | NON-CONFERENCE | | 7-0-0 | | 2-0-0 | | 8-0-0 | | | | |
| 16-0-0 | 1-0-0 | 1-0-0 | | HOME | | 6-0-0 | | 1-0-0 | | 7-0-0 | | | | |
| 5-1-0 | 3-1-0 | 0-0- | | AWAY | | 1-0-0 | | 1-0-0 | | 0-0-0 | | | | |
| 2-0-0 | 1-0-0 | 0-0-0 | | NEUTRAL | | 0-0-0 | | 0-0-0 | | 1-0-0 | | | | |
| 13-5-0 | 4-2-0 | 3-3-0 | | CONFERENCE | | 3-0-0 | | 3-0-0 | | 0-0-0 | | | | |
| 9-3-0 | 4-2-0 | 2-1-0 | | HOME | | 0-0-0 | | 3-0-0 | | 0-0-0 | | | | |
| 4-2-0 | 0-0-0 | 1-2-0 | | AWAY | | 3-0-0 | | 0-0-0 | | 0-0-0 | | | | |
| 0-0-0 | 0-0-0 | 0-0-0 | | NEUTRAL | | 0-0-0 | | 0-0-0 | | 0-0-0 | | | | |
| RPI | S | Opponent | Score | | RPI | S | Opponent | Score | | RPI | S | Opponent | Score | |
| 4 | H | Texas A&M | 7 | 4 | 27 | H | Fla. Atlantic | 2 | 1 | 61 | H | Jacksonville | 7 | 2 |
| 4 | H | Texas A&M | 10 | 7 | 28 | H | Georgia | 6 | 0 | 61 | H | Jacksonville | 3 | 1 |
| 4 | H | Texas A&M | 7 | 2 | 28 | H | Georgia | 1 | 2 | 63 | A | North Florida | 6 | 2 |
| 6 | A | Florida St. | 8 | 2 | 28 | H | Georgia | 4 | 1 | 63 | H | North Florida | 5 | 4 |
| 6 | H | Florida St. | 6 | 0 | 36 | A | Kentucky | 4 | 7 | 92 | A | Arkansas | 12 | 8 |
| 6 | N | Florida St. | 3 | 2 | 36 | A | Kentucky | 12 | 5 | 92 | A | Arkansas | 9 | 2 |
| 7 | A | Miami (FL) | 3 | 5 | 36 | A | Kentucky | 4 | 5 | 92 | A | Arkansas | 8 | 2 |
| 7 | A | Miami (FL) | 7 | 3 | | | | | | 94 | H | FGCU | 8 | 4 |
| 7 | A | Miami (FL) | 5 | 0 | | | | | | 94 | H | FGCU | 4 | 2 |
| 13 | H | Mississippi St. | 8 | 2 | | | | | | 94 | H | FGCU | 12 | 3 |
| 13 | H | Mississippi St. | 4 | 10 | | | | | | | | | | |
| 13 | H | Mississippi St. | 1 | 2 | | | | | | | | | | |
| | | | | | | | | | | | | | | |
| LAST 15 GAMES | | | | | | | | | | | | | | |
| 28 | H | Georgia | 4 | 1 | 6 | A | Florida St. | 8 | 2 | | | | | |
| 28 | H | Georgia | 6 | 0 | 13 | H | Mississippi St. | 1 | 2 | | | | | |
| 28 | H | Georgia | 1 | 2 | 13 | H | Mississippi St. | 4 | 10 | | | | | |
| 61 | H | Jacksonville | 3 | 1 | | | | | | | | | | |
| 92 | A | Arkansas | 8 | 2 | | | | | | | | | | |

Non-Div. I Games:

Florida

| | | |
|---------------|----|---|
| 92 A Arkansas | 9 | 2 |
| 92 A Arkansas | 12 | 8 |

F
l
o
r
i
d
a

F
l
o
r
i
d
a

| Average RPI Win: 100 | | WON-LOST RECORD | | WINNING PCT. RANK | | LAST 15 GAMES | | STRENGTH OF SCHEDULE | | OPP. STRENGTH OF SCHEDULE | | TEAM RPI | | ADJ RPI | | CONF. RPI | | ADJ CONF. RPI | |
|----------------------|---|-----------------|--|-------------------|----|----------------|---|----------------------|--|---------------------------|----|----------|---|----------------|--|-----------|---|---------------|--|
| DIV. I ONLY | | 31-9-0 | | .775 6 | | 11-4-0 | | 19 | | 3 | | 2 | | .6276 2 | | 2 | | 2 | |
| DIV. I NON-CONF. | | 17-2-0 | | .89474 5 | | 3-0-0 | | 94 | | 21 | | 4 | | .62642 4 | | 1 | | 1 | |
| TOTALS | | RPI 1-25 | | RPI 26-50 | | W-L RECORDS | | RPI 51-100 | | RPI 101-150 | | RPI 150+ | | | | | | | |
| 31-9-0 | | 6-6-0 | | 7-1-0 | | OVERALL | | 7-2-0 | | 1-0-0 | | 10-0-0 | | | | | | | |
| 24-1-0 | | 3-0-0 | | 6-1-0 | | HOME | | 5-0-0 | | 1-0-0 | | 9-0-0 | | | | | | | |
| 7-8-0 | | 3-6-0 | | 1-0-0 | | AWAY | | 2-2-0 | | 0-0-0 | | 1-0-0 | | | | | | | |
| 0-0-0 | | 0-0-0 | | 0-0-0 | | NEUTRAL | | 0-0-0 | | 0-0-0 | | 0-0-0 | | | | | | | |
| 17-2-0 | | 1-2-0 | | 2-0-0 | | NON-CONFERENCE | | 6-0-0 | | 1-0-0 | | 7-0-0 | | | | | | | |
| 13-0-0 | | 0-0-0 | | 1-0-0 | | HOME | | 5-0-0 | | 1-0-0 | | 6-0-0 | | | | | | | |
| 4-2-0 | | 1-2-0 | | 1-0- | | AWAY | | 1-0-0 | | 0-0-0 | | 1-0-0 | | | | | | | |
| 0-0-0 | | 0-0-0 | | 0-0-0 | | NEUTRAL | | 0-0-0 | | 0-0-0 | | 0-0-0 | | | | | | | |
| 14-7-0 | | 5-4-0 | | 5-1-0 | | CONFERENCE | | 1-2-0 | | 0-0-0 | | 3-0-0 | | | | | | | |
| 11-1-0 | | 3-0-0 | | 5-1-0 | | HOME | | 0-0-0 | | 0-0-0 | | 3-0-0 | | | | | | | |
| 3-6-0 | | 2-4-0 | | 0-0-0 | | AWAY | | 1-2-0 | | 0-0-0 | | 0-0-0 | | | | | | | |
| 0-0-0 | | 0-0-0 | | 0-0-0 | | NEUTRAL | | 0-0-0 | | 0-0-0 | | 0-0-0 | | | | | | | |
| RPI | S | Opponent | | Score | | RPI | S | Opponent | | Score | | RPI | S | Opponent | | Score | | | |
| 5 | A | Ole Miss | | 2 | 4 | 29 | H | Virginia | | 3 | 6 | 52 | A | Boston College | | 1 | 2 | | |
| 5 | A | Ole Miss | | 5 | 6 | 29 | H | Virginia | | 15 | 0 | 52 | A | Boston College | | 1 | 6 | | |
| 5 | A | Ole Miss | | 4 | 0 | 29 | H | Virginia | | 11 | 4 | 52 | A | Boston College | | 6 | 2 | | |
| 6 | A | Florida St. | | 7 | 1 | 36 | A | Kentucky | | 9 | 6 | 73 | H | Wright St. | | 9 | 1 | | |
| 6 | A | Florida St. | | 7 | 12 | 36 | H | Kentucky | | 7 | 6 | 79 | A | Western Ky. | | 17 | 0 | | |
| 6 | A | Florida St. | | 5 | 16 | 45 | H | Notre Dame | | 1 | 0 | 79 | H | Western Ky. | | 14 | 2 | | |
| 7 | A | Miami (FL) | | 3 | 6 | 45 | H | Notre Dame | | 4 | 3 | 96 | H | Princeton | | 9 | 1 | | |
| 7 | A | Miami (FL) | | 4 | 8 | 45 | H | Notre Dame | | 8 | 2 | 96 | H | Princeton | | 4 | 2 | | |
| 7 | A | Miami (FL) | | 4 | 3 | | | | | | | 96 | H | Princeton | | 11 | 0 | | |
| 10 | H | Clemson | | 15 | 2 | | | | | | | | | | | | | | |
| 10 | H | Clemson | | 7 | 2 | | | | | | | | | | | | | | |
| 10 | H | Clemson | | 9 | 8 | | | | | | | | | | | | | | |
| LAST 15 GAMES | | | | | | | | | | | | | | | | | | | |
| 52 | A | Boston College | | 6 | 2 | 79 | H | Western Ky. | | 14 | 2 | | | | | | | | |
| 52 | A | Boston College | | 1 | 2 | 6 | A | Florida St. | | 5 | 16 | | | | | | | | |
| 52 | A | Boston College | | 1 | 6 | 6 | A | Florida St. | | 7 | 1 | | | | | | | | |
| 36 | H | Kentucky | | 7 | 6 | | | | | | | | | | | | | | |
| 10 | H | Clemson | | 9 | 8 | | | | | | | | | | | | | | |

Non-Div. I Games:

Louisville

| | | | | |
|----|---|---------|----|---|
| 10 | H | Clemson | 7 | 2 |
| 10 | H | Clemson | 15 | 2 |

L
o
u
i
s
v
i
l
l
e

L
o
u
i
s
v
i
l
l
e

| Average RPI Win: 118 | | WON-LOST | WINNING | LAST 15 | STRENGTH OF | | OPP. STRENGTH | TEAM | ADJ | CONF. | ADJ CONF. |
|----------------------|----------------|----------|-----------|----------|----------------|-------|--------------------|-------|-------------|-----------------|-----------|
| Average RPI Loss: 22 | | RECORD | PCT. RANK | GAMES | SCHEDULE | | OF SCHEDULE | RPI | RPI | RPI | RPI |
| DIV. I ONLY | | 33-8-0 | .80488 | 2 | 22 | | 22 | 3 | .62448 | 3 | 1 |
| DIV. I NON-CONF. | | 19-4-0 | .82609 | 11 | 109 | | 63 | 15 | .58904 | 15 | 2 |
| TOTALS | | RPI 1-25 | RPI 26-50 | | W-L RECORDS | | RPI 51-100 | | RPI 101-150 | | RPI 150+ |
| 33-8-0 | | 6-5-0 | 1-2-0 | | OVERALL | | 9-1-0 | | 4-0-0 | | 13-0-0 |
| 25-1-0 | | 2-0-0 | 0-0-0 | | HOME | | 9-1-0 | | 4-0-0 | | 10-0-0 |
| 8-5-0 | | 4-3-0 | 1-2-0 | | AWAY | | 0-0-0 | | 0-0-0 | | 3-0-0 |
| 0-2-0 | | 0-2-0 | 0-0-0 | | NEUTRAL | | 0-0-0 | | 0-0-0 | | 0-0-0 |
| 19-4-0 | | 2-3-0 | 0-0-0 | | NON-CONFERENCE | | 3-1-0 | | 1-0-0 | | 13-0-0 |
| 16-1-0 | | 2-0-0 | 0-0-0 | | HOME | | 3-1-0 | | 1-0-0 | | 10-0-0 |
| 3-1-0 | | 0-1-0 | 0-0- | | AWAY | | 0-0-0 | | 0-0-0 | | 3-0-0 |
| 0-2-0 | | 0-2-0 | 0-0-0 | | NEUTRAL | | 0-0-0 | | 0-0-0 | | 0-0-0 |
| 14-4-0 | | 4-2-0 | 1-2-0 | | CONFERENCE | | 6-0-0 | | 3-0-0 | | 0-0-0 |
| 9-0-0 | | 0-0-0 | 0-0-0 | | HOME | | 6-0-0 | | 3-0-0 | | 0-0-0 |
| 5-4-0 | | 4-2-0 | 1-2-0 | | AWAY | | 0-0-0 | | 0-0-0 | | 0-0-0 |
| 0-0-0 | | 0-0-0 | 0-0-0 | | NEUTRAL | | 0-0-0 | | 0-0-0 | | 0-0-0 |
| RPI S | Opponent | Score | RPI S | Opponent | Score | RPI S | Opponent | Score | RPI S | Opponent | Score |
| 5 A | Ole Miss | 4 0 | 28 A | Georgia | 3 1 | 53 H | Col. of Charleston | 5 6 | 102 H | Missouri | 9 2 |
| 5 A | Ole Miss | 9 5 | 28 A | Georgia | 3 5 | 54 H | Tennessee | 7 6 | 102 H | Missouri | 5 1 |
| 5 A | Ole Miss | 5 1 | 28 A | Georgia | 4 13 | 54 H | Tennessee | 4 3 | 102 H | Missouri | 8 5 |
| 10 A | Clemson | 1 4 | | | | 54 H | Tennessee | 7 4 | 131 H | Wofford | 7 1 |
| 10 H | Clemson | 8 1 | | | | 92 H | Arkansas | 8 6 | 155 A | Furman | 14 4 |
| 10 N | Clemson | 0 5 | | | | 92 H | Arkansas | 10 6 | 155 H | Furman | 5 4 |
| 11 H | Coastal Caro. | 4 2 | | | | 92 H | Arkansas | 6 2 | 173 H | Winthrop | 16 4 |
| 16 N | North Carolina | 0 15 | | | | 93 H | Penn St. | 16 5 | 183 H | Albany (NY) | 8 1 |
| 17 A | Vanderbilt | 6 10 | | | | 93 H | Penn St. | 7 1 | 183 H | Albany (NY) | 10 1 |
| 17 A | Vanderbilt | 3 6 | | | | 93 H | Penn St. | 4 2 | 183 H | Albany (NY) | 6 2 |
| 17 A | Vanderbilt | 4 0 | | | | | | | 188 H | Davidson | 15 2 |
| | | | | | | | | | 218 A | The Citadel | 6 3 |
| | | | | | | | | | 236 A | USC Upstate | 12 6 |
| | | | | | | | | | 244 H | Charleston So. | 2 0 |
| | | | | | | | | | 244 H | Charleston So. | 9 0 |
| | | | | | | | | | 244 H | Charleston So. | 5 4 |
| | | | | | | | | | 250 H | Appalachian St. | 5 0 |
| LAST 15 GAMES | | | | | | | | | | | |
| | | | 102 H | Missouri | 9 2 | 16 N | North Carolina | 0 15 | | | |
| | | | 102 H | Missouri | 5 1 | 54 H | Tennessee | 4 3 | | | |
| | | | 102 H | Missouri | 8 5 | 54 H | Tennessee | 7 4 | | | |
| | | | 155 A | Furman | 14 4 | | | | | | |
| | | | 28 A | Georgia | 3 5 | | | | | | |

Non-Div. I Games:

South Carolina

| | | |
|--------------|---|----|
| 28 A Georgia | 4 | 13 |
| 28 A Georgia | 3 | 1 |

S
o
u
t
h
C
a
r
o
l
l
i
n
a

S
o
u
t
h
C
a
r
o
l
l
i
n
a

| | | |
|----------------------|----|---|
| 13 A Mississippi St. | 10 | 6 |
| 13 A Mississippi St. | 10 | 3 |

T
e
x
a
s
A
&
M

T
e
x
a
s
A
&
M

| Average RPI Win: 112 | | WON-LOST RECORD | | WINNING PCT. RANK | | LAST 15 GAMES | | STRENGTH OF SCHEDULE | | OPP. STRENGTH OF SCHEDULE | | TEAM RPI | | ADJ RPI | | CONF. RPI | | ADJ CONF. RPI | |
|----------------------|-----------------|-----------------|-------|-------------------|------------|-------------------|---|----------------------|------|---------------------------|-----------|----------|-------|----------|-------|--------------|--|---------------|---|
| DIV. I ONLY | | 31-10-0 | | .7561 8 | | 10-5-0 | | 8 | | 13 | | 5 | | .6158 5 | | 1 | | 1 | |
| DIV. I NON-CONF. | | 21-2-0 | | .91304 2 | | 2-1-0 | | 29 | | 52 | | 2 | | .63272 2 | | 2 | | 2 | |
| TOTALS | | RPI 1-25 | | RPI 26-50 | | W-L RECORDS | | RPI 51-100 | | RPI 101-150 | | RPI 150+ | | | | | | | |
| 31-10-0 | | 5-7-0 | | 3-2-0 | | OVERALL | | 5-1-0 | | 10-0-0 | | 8-0-0 | | | | | | | |
| 20-5-0 | | 2-5-0 | | 2-0-0 | | HOME | | 3-0-0 | | 7-0-0 | | 6-0-0 | | | | | | | |
| 8-5-0 | | 2-2-0 | | 1-2-0 | | AWAY | | 2-1-0 | | 2-0-0 | | 1-0-0 | | | | | | | |
| 3-0-0 | | 1-0-0 | | 0-0-0 | | NEUTRAL | | 0-0-0 | | 1-0-0 | | 1-0-0 | | | | | | | |
| 21-2-0 | | 4-2-0 | | 2-0-0 | | NON-CONFERENCE | | 0-0-0 | | 7-0-0 | | 8-0-0 | | | | | | | |
| 14-2-0 | | 2-2-0 | | 2-0-0 | | HOME | | 0-0-0 | | 4-0-0 | | 6-0-0 | | | | | | | |
| 4-0-0 | | 1-0-0 | | 0-0- | | AWAY | | 0-0-0 | | 2-0-0 | | 1-0-0 | | | | | | | |
| 3-0-0 | | 1-0-0 | | 0-0-0 | | NEUTRAL | | 0-0-0 | | 1-0-0 | | 1-0-0 | | | | | | | |
| 10-8-0 | | 1-5-0 | | 1-2-0 | | CONFERENCE | | 5-1-0 | | 3-0-0 | | 0-0-0 | | | | | | | |
| 6-3-0 | | 0-3-0 | | 0-0-0 | | HOME | | 3-0-0 | | 3-0-0 | | 0-0-0 | | | | | | | |
| 4-5-0 | | 1-2-0 | | 1-2-0 | | AWAY | | 2-1-0 | | 0-0-0 | | 0-0-0 | | | | | | | |
| 0-0-0 | | 0-0-0 | | 0-0-0 | | NEUTRAL | | 0-0-0 | | 0-0-0 | | 0-0-0 | | | | | | | |
| RPI S | Opponent | | Score | | RPI S | Opponent | | Score | | RPI S | Opponent | | Score | | RPI S | Opponent | | Score | |
| 2 H | Louisville | | 6 | 5 | 37 H | Southeast Mo. St. | | 6 | 4 | 54 A | Tennessee | | 2 | 3 | 108 H | Auburn | | 6 | 5 |
| 2 H | Louisville | | 0 | 4 | 37 H | Southeast Mo. St. | | 10 | 2 | 54 A | Tennessee | | 6 | 4 | 108 H | Auburn | | 7 | 4 |
| 2 H | Louisville | | 4 | 2 | 41 A | Alabama | | 0 | 2 | 54 A | Tennessee | | 10 | 7 | 108 H | Auburn | | 6 | 4 |
| 3 H | South Carolina | | 5 | 9 | 41 A | Alabama | | 2 | 7 | 92 H | Arkansas | | 7 | 3 | 116 A | UAB | | 8 | 1 |
| 3 H | South Carolina | | 0 | 4 | 41 A | Alabama | | 4 | 0 | 92 H | Arkansas | | 14 | 9 | 116 A | UAB | | 5 | 1 |
| 3 H | South Carolina | | 1 | 5 | | | | | | 92 H | Arkansas | | 8 | 7 | 122 H | Arkansas St. | | 4 | 3 |
| 11 A | Coastal Caro. | | 8 | 2 | | | | | | | | | | | 123 N | Cincinnati | | 7 | 1 |
| 13 A | Mississippi St. | | 1 | 3 | | | | | | | | | | | 136 H | FIU | | 16 | 5 |
| 13 A | Mississippi St. | | 2 | 6 | | | | | | | | | | | 136 H | FIU | | 9 | 2 |
| 13 A | Mississippi St. | | 8 | 5 | | | | | | | | | | | 136 H | FIU | | 7 | 4 |
| 19 H | Southern Miss. | | 1 | 5 | | | | | | | | | | | 161 N | Ball St. | | 7 | 3 |
| 19 N | Southern Miss. | | 6 | 2 | | | | | | | | | | | 204 H | Murray St. | | 8 | 3 |
| | | | | | | | | | | | | | | | 213 A | Memphis | | 7 | 0 |
| | | | | | | | | | | | | | | | 213 H | Memphis | | 9 | 7 |
| | | | | | | | | | | | | | | | 221 H | Grambling | | 6 | 1 |
| | | | | | | | | | | | | | | | 221 H | Grambling | | 15 | 2 |
| | | | | | | | | | | | | | | | 221 H | Grambling | | 7 | 3 |
| | | | | | | | | | | | | | | | 273 H | UT Martin | | 8 | 2 |
| | | | | LAST 15 GAMES | | | | | | | | | | | | | | | |
| | | | | 108 H | Auburn | | 6 | 5 | 19 H | Southern Miss. | | 1 | 5 | | | | | | |
| | | | | 108 H | Auburn | | 7 | 4 | 92 H | Arkansas | | 8 | 7 | | | | | | |
| | | | | 108 H | Auburn | | 6 | 4 | 92 H | Arkansas | | 14 | 9 | | | | | | |
| | | | | 204 H | Murray St. | | 8 | 3 | | | | | | | | | | | |
| | | | | 41 A | Alabama | | 2 | 7 | | | | | | | | | | | |

Non-Div. I Games:

Ole Miss

| | | |
|--------------|---|---|
| 41 A Alabama | 0 | 2 |
| 41 A Alabama | 4 | 0 |

O
l
e
M
i
s
s

O
l
e
M
i
s
s

| Average RPI Win: 85 | | WON-LOST | WINNING | LAST 15 | STRENGTH OF | | OPP. STRENGTH | TEAM | ADJ | CONF. | ADJ CONF. |
|----------------------|--------------------|----------|-----------|---------|----------------|-------|---------------|-------|--------------------|--------|-----------|
| Average RPI Loss: 35 | | RECORD | PCT. RANK | GAMES | SCHEDULE | | OF SCHEDULE | RPI | RPI | RPI | RPI |
| DIV. I ONLY | | 28-11-0 | .71795 | 25 | 1-1-0 | | 2 | 9 | 6 | .61422 | 6 |
| DIV. I NON-CONF. | | 15-7-0 | .68182 | 49 | 1-1-0 | | 18 | 27 | 40 | .56701 | 40 |
| TOTALS | | RPI 1-25 | RPI 26-50 | | W-L RECORDS | | RPI 51-100 | | RPI 101-150 | | RPI 150+ |
| 28-11-0 | | 7-5-0 | 6-3-0 | | OVERALL | | 3-2-0 | | 7-0-0 | | 5-1-0 |
| 23-6-0 | | 7-3-0 | 3-0-0 | | HOME | | 2-2-0 | | 7-0-0 | | 4-1-0 |
| 5-4-0 | | 0-1-0 | 3-3-0 | | AWAY | | 1-0-0 | | 0-0-0 | | 1-0-0 |
| 0-1-0 | | 0-1-0 | 0-0-0 | | NEUTRAL | | 0-0-0 | | 0-0-0 | | 0-0-0 |
| 15-7-0 | | 1-4-0 | 0-0-0 | | NON-CONFERENCE | | 2-2-0 | | 7-0-0 | | 5-1-0 |
| 14-5-0 | | 1-2-0 | 0-0-0 | | HOME | | 2-2-0 | | 7-0-0 | | 4-1-0 |
| 1-1-0 | | 0-1-0 | 0-0- | | AWAY | | 0-0-0 | | 0-0-0 | | 1-0-0 |
| 0-1-0 | | 0-1-0 | 0-0-0 | | NEUTRAL | | 0-0-0 | | 0-0-0 | | 0-0-0 |
| 13-4-0 | | 6-1-0 | 6-3-0 | | CONFERENCE | | 1-0-0 | | 0-0-0 | | 0-0-0 |
| 9-1-0 | | 6-1-0 | 3-0-0 | | HOME | | 0-0-0 | | 0-0-0 | | 0-0-0 |
| 4-3-0 | | 0-0-0 | 3-3-0 | | AWAY | | 1-0-0 | | 0-0-0 | | 0-0-0 |
| 0-0-0 | | 0-0-0 | 0-0-0 | | NEUTRAL | | 0-0-0 | | 0-0-0 | | 0-0-0 |
| RPI S | Opponent | Score | | RPI S | Opponent | Score | | RPI S | Opponent | Score | |
| 1 A | Florida | 0 | 6 | 32 A | Wake Forest | 13 | 8 | 52 A | Boston College | 3 | 0 |
| 1 H | Florida | 2 | 8 | 32 A | Wake Forest | 2 | 4 | 53 H | Col. of Charleston | 8 | 3 |
| 1 N | Florida | 2 | 3 | 32 A | Wake Forest | 0 | 9 | 53 H | Col. of Charleston | 1 | 2 |
| 2 H | Louisville | 12 | 7 | 33 A | Pittsburgh | 2 | 5 | 53 H | Col. of Charleston | 11 | 2 |
| 2 H | Louisville | 1 | 7 | 33 A | Pittsburgh | 10 | 2 | 61 H | Jacksonville | 3 | 7 |
| 2 H | Louisville | 16 | 5 | 33 A | Pittsburgh | 17 | 4 | | | | |
| 8 H | North Carolina St. | 8 | 5 | 45 H | Notre Dame | 12 | 6 | | | | |
| 15 H | Texas Tech | 10 | 1 | 45 H | Notre Dame | 11 | 6 | | | | |
| 15 H | Texas Tech | 4 | 8 | 45 H | Notre Dame | 7 | 6 | | | | |
| 22 H | Georgia Tech | 8 | 2 | | | | | | | | |
| 22 H | Georgia Tech | 14 | 9 | | | | | | | | |
| 22 H | Georgia Tech | 8 | 3 | | | | | | | | |
| LAST 15 GAMES | | | | | | | | | | | |
| 15 H | Texas Tech | 4 | 8 | 32 A | Wake Forest | 2 | 4 | | | | |
| 15 H | Texas Tech | 10 | 1 | 32 A | Wake Forest | 13 | 8 | | | | |
| 45 H | Notre Dame | 11 | 6 | 32 A | Wake Forest | 0 | 9 | | | | |
| 45 H | Notre Dame | 7 | 6 | | | | | | | | |
| 45 H | Notre Dame | 12 | 6 | | | | | | | | |
| RPI S | Opponent | Score | | RPI S | Opponent | Score | | RPI S | Opponent | Score | |
| 125 H | Rhode Island | 23 | 4 | | | | | | | | |
| 125 H | Rhode Island | 19 | 1 | | | | | | | | |
| 125 H | Rhode Island | 8 | 1 | | | | | | | | |
| 132 H | UCF | 7 | 2 | | | | | | | | |
| 132 H | UCF | 5 | 4 | | | | | | | | |
| 149 H | Stetson | 8 | 5 | | | | | | | | |
| 149 H | Stetson | 8 | 6 | | | | | | | | |
| 158 H | St. John's (NY) | 9 | 2 | | | | | | | | |
| 158 H | St. John's (NY) | 16 | 4 | | | | | | | | |
| 158 H | St. John's (NY) | 1 | 5 | | | | | | | | |
| 165 A | South Fla. | 12 | 4 | | | | | | | | |
| 234 H | Toledo | 3 | 2 | | | | | | | | |
| 246 H | Villanova | 11 | 10 | | | | | | | | |

Non-Div. I Games:

Florida St.

| | | | | |
|-----|---|---------|---|---|
| 149 | H | Stetson | 8 | 6 |
| 149 | H | Stetson | 8 | 5 |

F
l
o
r
i
d
a
S
t
.

F
l
o
r
i
d
a
S
t
.

| Average RPI Win: 93 | | WON-LOST | WINNING | LAST 15 | STRENGTH OF | | OPP. STRENGTH | TEAM | ADJ | CONF. | ADJ CONF. |
|----------------------|----------------|----------|-----------|---------------|----------------|-------|---------------|-------|-------------|--------|-----------|
| Average RPI Loss: 44 | | RECORD | PCT. RANK | GAMES | SCHEDULE | | OF SCHEDULE | RPI | RPI | RPI | RPI |
| DIV. I ONLY | | 28-8-0 | .77778 | 5 | 0-0-0 | | 18 | 1 | 7 | .61252 | 7 |
| DIV. I NON-CONF. | | 14-3-0 | .82353 | 12 | 0-0-0 | | 62 | 5 | 11 | .59479 | 11 |
| TOTALS | | RPI 1-25 | RPI 26-50 | | W-L RECORDS | | RPI 51-100 | | RPI 101-150 | | RPI 150+ |
| 28-8-0 | | 9-3-0 | 2-3-0 | | OVERALL | | 7-1-0 | | 3-0-0 | | 7-1-0 |
| 21-6-0 | | 9-3-0 | 1-3-0 | | HOME | | 4-0-0 | | 2-0-0 | | 5-0-0 |
| 7-2-0 | | 0-0-0 | 1-0-0 | | AWAY | | 3-1-0 | | 1-0-0 | | 2-1-0 |
| 0-0-0 | | 0-0-0 | 0-0-0 | | NEUTRAL | | 0-0-0 | | 0-0-0 | | 0-0-0 |
| 14-3-0 | | 1-2-0 | 0-1-0 | | NON-CONFERENCE | | 5-0-0 | | 3-0-0 | | 5-0-0 |
| 12-3-0 | | 1-2-0 | 0-1-0 | | HOME | | 4-0-0 | | 2-0-0 | | 5-0-0 |
| 2-0-0 | | 0-0-0 | 0-0- | | AWAY | | 1-0-0 | | 1-0-0 | | 0-0-0 |
| 0-0-0 | | 0-0-0 | 0-0-0 | | NEUTRAL | | 0-0-0 | | 0-0-0 | | 0-0-0 |
| 14-5-0 | | 8-1-0 | 2-2-0 | | CONFERENCE | | 2-1-0 | | 0-0-0 | | 2-1-0 |
| 9-3-0 | | 8-1-0 | 1-2-0 | | HOME | | 0-0-0 | | 0-0-0 | | 0-0-0 |
| 5-2-0 | | 0-0-0 | 1-0-0 | | AWAY | | 2-1-0 | | 0-0-0 | | 2-1-0 |
| 0-0-0 | | 0-0-0 | 0-0-0 | | NEUTRAL | | 0-0-0 | | 0-0-0 | | 0-0-0 |
| RPI S | Opponent | Score | | RPI S | Opponent | Score | | RPI S | Opponent | Score | |
| 1 H | Florida | 5 | 3 | 27 H | Fla. Atlantic | 3 | 4 | 64 A | Duke | 9 | 0 |
| 1 H | Florida | 0 | 5 | 29 H | Virginia | 5 | 6 | 64 A | Duke | 14 | 2 |
| 1 H | Florida | 3 | 7 | 29 H | Virginia | 3 | 7 | 64 A | Duke | 5 | 12 |
| 2 H | Louisville | 6 | 3 | 29 H | Virginia | 9 | 2 | 68 H | Rutgers | 4 | 1 |
| 2 H | Louisville | 8 | 4 | 45 A | Notre Dame | 10 | 2 | 68 H | Rutgers | 2 | 0 |
| 2 H | Louisville | 3 | 4 | | | | | 68 H | Rutgers | 8 | 1 |
| 10 H | Clemson | 9 | 8 | | | | | 94 A | FGCU | 4 | 0 |
| 10 H | Clemson | 5 | 4 | | | | | 94 H | FGCU | 6 | 2 |
| 10 H | Clemson | 10 | 5 | | | | | | | | |
| 16 H | North Carolina | 10 | 4 | | | | | | | | |
| 16 H | North Carolina | 7 | 3 | | | | | | | | |
| 16 H | North Carolina | 7 | 4 | | | | | | | | |
| | | | | LAST 15 GAMES | | | | | | | |
| | | | | 29 H | Virginia | 3 | 7 | 132 H | UCF | 8 | 4 |
| | | | | 29 H | Virginia | 9 | 2 | 45 A | Notre Dame | 10 | 2 |
| | | | | 29 H | Virginia | 5 | 6 | 94 A | FGCU | 4 | 0 |
| | | | | 27 H | Fla. Atlantic | 3 | 4 | | | | |
| | | | | 64 A | Duke | 9 | 0 | | | | |

Non-Div. I Games: St. Thomas (FL) 7 6 Nova Southeastern 8 3

Miami (FL)

| | | | | |
|----|---|------|----|----|
| 64 | A | Duke | 5 | 12 |
| 64 | A | Duke | 14 | 2 |

M
i
a
m
i
(
F
L
)

M
i
a
m
i
(
F
L
)

| Average RPI Win: 104 | | WON-LOST RECORD | | WINNING PCT. RANK | | LAST 15 GAMES | | STRENGTH OF SCHEDULE | | OPP. STRENGTH OF SCHEDULE | | TEAM RPI | | ADJ RPI | | CONF. RPI | | ADJ CONF. RPI | |
|----------------------|---------------|-----------------|----|-------------------|---------------|----------------|----|----------------------|----------------|---------------------------|----|----------|--------------|----------|---|-----------|--|---------------|--|
| DIV. I ONLY | | 28-11-0 | | .71795 25 | | 12-3-0 | | 7 | | 69 | | 8 | | .60555 8 | | 2 | | 2 | |
| DIV. I NON-CONF. | | 18-5-0 | | .78261 18 | | 5-1-0 | | 25 | | 183 | | 9 | | .60019 9 | | 1 | | 1 | |
| TOTALS | | RPI 1-25 | | RPI 26-50 | | W-L RECORDS | | RPI 51-100 | | RPI 101-150 | | RPI 150+ | | | | | | | |
| 28-11-0 | | 3-2-0 | | 10-4-0 | | OVERALL | | 5-5-0 | | 1-0-0 | | 9-0-0 | | | | | | | |
| 18-5-0 | | 0-0-0 | | 7-1-0 | | HOME | | 4-4-0 | | 1-0-0 | | 6-0-0 | | | | | | | |
| 8-5-0 | | 3-2-0 | | 2-3-0 | | AWAY | | 0-0-0 | | 0-0-0 | | 3-0-0 | | | | | | | |
| 2-1-0 | | 0-0-0 | | 1-0-0 | | NEUTRAL | | 1-1-0 | | 0-0-0 | | 0-0-0 | | | | | | | |
| 18-5-0 | | 1-0-0 | | 3-2-0 | | NON-CONFERENCE | | 4-3-0 | | 1-0-0 | | 9-0-0 | | | | | | | |
| 12-2-0 | | 0-0-0 | | 2-0-0 | | HOME | | 3-2-0 | | 1-0-0 | | 6-0-0 | | | | | | | |
| 4-2-0 | | 1-0-0 | | 0-0- | | AWAY | | 0-0-0 | | 0-0-0 | | 3-0-0 | | | | | | | |
| 2-1-0 | | 0-0-0 | | 1-0-0 | | NEUTRAL | | 1-1-0 | | 0-0-0 | | 0-0-0 | | | | | | | |
| 10-6-0 | | 2-2-0 | | 7-2-0 | | CONFERENCE | | 1-2-0 | | 0-0-0 | | 0-0-0 | | | | | | | |
| 6-3-0 | | 0-0-0 | | 5-1-0 | | HOME | | 1-2-0 | | 0-0-0 | | 0-0-0 | | | | | | | |
| 4-3-0 | | 2-2-0 | | 2-1-0 | | AWAY | | 0-0-0 | | 0-0-0 | | 0-0-0 | | | | | | | |
| 0-0-0 | | 0-0-0 | | 0-0-0 | | NEUTRAL | | 0-0-0 | | 0-0-0 | | 0-0-0 | | | | | | | |
| RPI S | Opponent | Score | | RPI S | Opponent | Score | | RPI S | Opponent | Score | | RPI S | Opponent | Score | | | | | |
| 6 A | Florida St. | 5 | 8 | 26 A | UNCW | 4 | 6 | 52 H | Boston College | 0 | 7 | 113 H | Morehead St. | 7 | 5 | | | | |
| 11 A | Coastal Caro. | 13 | 10 | 26 H | UNCW | 5 | 2 | 52 H | Boston College | 3 | 2 | 166 A | Charlotte | 7 | 1 | | | | |
| 22 A | Georgia Tech | 15 | 6 | 29 A | Virginia | 8 | 7 | 52 H | Boston College | 0 | 1 | 166 H | Charlotte | 7 | 3 | | | | |
| 22 A | Georgia Tech | 7 | 16 | 29 A | Virginia | 5 | 2 | 56 N | Old Dominion | 0 | 5 | 197 A | Elon | 23 | 3 | | | | |
| 22 A | Georgia Tech | 8 | 3 | 29 A | Virginia | 3 | 5 | 73 H | Wright St. | 6 | 1 | 202 H | Fairfield | 4 | 2 | | | | |
| | | | | 30 A | East Carolina | 3 | 15 | 73 H | Wright St. | 8 | 10 | 202 H | Fairfield | 4 | 0 | | | | |
| | | | | 32 H | Wake Forest | 6 | 1 | 73 H | Wright St. | 8 | 4 | 222 H | Niagara | 7 | 1 | | | | |
| | | | | 32 H | Wake Forest | 11 | 7 | 84 N | Kent St. | 7 | 5 | 277 H | Bucknell | 5 | 2 | | | | |
| | | | | 32 H | Wake Forest | 3 | 2 | 98 H | Indiana St. | 8 | 3 | 287 A | N.C. A&T | 9 | 1 | | | | |
| | | | | 41 N | Alabama | 2 | 1 | 98 H | Indiana St. | 7 | 11 | 287 H | N.C. A&T | 25 | 1 | | | | |
| | | | | 45 H | Notre Dame | 9 | 1 | | | | | | | | | | | | |
| | | | | 45 H | Notre Dame | 4 | 8 | | | | | | | | | | | | |
| | | | | 45 H | Notre Dame | 16 | 6 | | | | | | | | | | | | |
| | | | | 46 H | UNCG | 8 | 4 | | | | | | | | | | | | |
| LAST 15 GAMES | | | | | | | | | | | | | | | | | | | |
| | | | | 287 H | N.C. A&T | 25 | 1 | 32 H | Wake Forest | 6 | 1 | | | | | | | | |
| | | | | 287 A | N.C. A&T | 9 | 1 | 32 H | Wake Forest | 3 | 2 | | | | | | | | |
| | | | | 30 A | East Carolina | 3 | 15 | 32 H | Wake Forest | 11 | 7 | | | | | | | | |
| | | | | 22 A | Georgia Tech | 7 | 16 | | | | | | | | | | | | |
| | | | | 22 A | Georgia Tech | 15 | 6 | | | | | | | | | | | | |

Non-Div. I Games:

North Carolina St.

| | | | | |
|-----|---|--------------|----|---|
| 22 | A | Georgia Tech | 8 | 3 |
| 197 | A | Elon | 23 | 3 |

N
o
r
t
h
C
a
r
o
l
i
n
a
S
t
.

N
o
r
t
h
C
a
r
o
l
i
n
a
S
t
.

| Average RPI Win: | | 99 | WON-LOST RECORD | | WINNING PCT. RANK | | LAST 15 GAMES | | STRENGTH OF SCHEDULE | | OPP. STRENGTH OF SCHEDULE | | TEAM RPI | | ADJ RPI | | CONF. RPI | | ADJ CONF. RPI | | | | |
|-------------------|---|----------|-----------------|-----------|-------------------|----------------|---------------|-----------------|----------------------|-------------|---------------------------|----------|----------|--------------------|---------|-------|-----------|-----|---------------|---------------------|--|-------|----|
| Average RPI Loss: | | 80 | | | | | | | | | | | | | | | | | | | | | |
| DIV. I ONLY | | | 25-10-1 | | .70833 | | 29 | | 7-7-1 | | 34 | | 49 | | 9 | | .59708 | | 9 | | | | |
| DIV. I NON-CONF. | | | 20-6-1 | | .75926 | | 27 | | 2-3-1 | | 75 | | 23 | | 12 | | .5945 | | 12 | | | | |
| TOTALS | | RPI 1-25 | | RPI 26-50 | | W-L RECORDS | | RPI 51-100 | | RPI 101-150 | | RPI 150+ | | | | | | | | | | | |
| 25-10-1 | | 0-0-0 | | 2-1-0 | | OVERALL | | 10-5-1 | | 12-4-0 | | 1-0-0 | | | | | | | | | | | |
| 17-1-0 | | 0-0-0 | | 0-1-0 | | HOME | | 7-0-0 | | 10-0-0 | | 0-0-0 | | | | | | | | | | | |
| 5-9-1 | | 0-0-0 | | 0-0-0 | | AWAY | | 3-5-1 | | 1-4-0 | | 1-0-0 | | | | | | | | | | | |
| 3-0-0 | | 0-0-0 | | 2-0-0 | | NEUTRAL | | 0-0-0 | | 1-0-0 | | 0-0-0 | | | | | | | | | | | |
| 20-6-1 | | 0-0-0 | | 2-1-0 | | NON-CONFERENCE | | 8-1-1 | | 9-4-0 | | 1-0-0 | | | | | | | | | | | |
| 14-1-0 | | 0-0-0 | | 0-1-0 | | HOME | | 7-0-0 | | 7-0-0 | | 0-0-0 | | | | | | | | | | | |
| 3-5-1 | | 0-0-0 | | 0-0- | | AWAY | | 1-1-1 | | 1-4-0 | | 1-0-0 | | | | | | | | | | | |
| 3-0-0 | | 0-0-0 | | 2-0-0 | | NEUTRAL | | 0-0-0 | | 1-0-0 | | 0-0-0 | | | | | | | | | | | |
| 5-4-0 | | 0-0-0 | | 0-0-0 | | CONFERENCE | | 2-4-0 | | 3-0-0 | | 0-0-0 | | | | | | | | | | | |
| 3-0-0 | | 0-0-0 | | 0-0-0 | | HOME | | 0-0-0 | | 3-0-0 | | 0-0-0 | | | | | | | | | | | |
| 2-4-0 | | 0-0-0 | | 0-0-0 | | AWAY | | 2-4-0 | | 0-0-0 | | 0-0-0 | | | | | | | | | | | |
| 0-0-0 | | 0-0-0 | | 0-0-0 | | NEUTRAL | | 0-0-0 | | 0-0-0 | | 0-0-0 | | | | | | | | | | | |
| RPI | S | Opponent | | Score | | RPI | S | Opponent | | Score | | RPI | S | Opponent | | Score | | RPI | S | Opponent | | Score | |
| | | | | | | 35 | N | Bryant | | 16 | 2 | 53 | A | Col. of Charleston | | 7 | 4 | 101 | A | Oregon | | 1 | 13 |
| | | | | | | 36 | N | Kentucky | | 11 | 4 | 53 | A | Col. of Charleston | | 6 | 6 | 101 | A | Oregon | | 1 | 3 |
| | | | | | | 50 | H | St. Mary's (CA) | | 4 | 7 | 53 | A | Col. of Charleston | | 3 | 10 | 101 | A | Oregon | | 1 | 0 |
| | | | | | | | | | | | | 62 | A | Cal Poly | | 3 | 4 | 107 | H | CSUN | | 8 | 2 |
| | | | | | | | | | | | | 62 | A | Cal Poly | | 0 | 7 | 107 | H | CSUN | | 5 | 4 |
| | | | | | | | | | | | | 62 | A | Cal Poly | | 5 | 10 | 107 | H | CSUN | | 1 | 0 |
| | | | | | | | | | | | | 65 | H | UConn | | 6 | 2 | 112 | A | Pepperdine | | 2 | 6 |
| | | | | | | | | | | | | 65 | H | UConn | | 9 | 6 | 121 | A | Southern California | | 5 | 9 |
| | | | | | | | | | | | | 65 | H | UConn | | 5 | 3 | 121 | H | Southern California | | 5 | 2 |
| | | | | | | | | | | | | 69 | H | UCLA | | 11 | 6 | 121 | H | Southern California | | 10 | 1 |
| | | | | | | | | | | | | 71 | A | Long Beach St. | | 0 | 2 | 124 | N | San Diego | | 9 | 3 |
| | | | | | | | | | | | | 71 | A | Long Beach St. | | 3 | 1 | 137 | H | San Francisco | | 7 | 3 |
| | | | | | | | | | | | | 71 | A | Long Beach St. | | 4 | 3 | 137 | H | San Francisco | | 6 | 5 |
| | | | | | | | | | | | | 76 | H | Hartford | | 7 | 4 | 137 | H | San Francisco | | 8 | 2 |
| | | | | | | | | | | | | 76 | H | Hartford | | 2 | 1 | 137 | H | San Francisco | | 13 | 5 |
| | | | | | | | | | | | | 76 | H | Hartford | | 7 | 6 | 140 | H | Nevada | | 5 | 4 |
| | | | | | | | | | | | | | | | | | | 253 | A | CSU Bakersfield | | 10 | 4 |
| LAST 15 GAMES | | | | | | | | | | | | | | | | | | | | | | | |
| | | | | | | 62 | A | Cal Poly | | 3 | 4 | 53 | A | Col. of Charleston | | 6 | 6 | | | | | | |
| | | | | | | 62 | A | Cal Poly | | 5 | 10 | 53 | A | Col. of Charleston | | 3 | 10 | | | | | | |
| | | | | | | 62 | A | Cal Poly | | 0 | 7 | 53 | A | Col. of Charleston | | 7 | 4 | | | | | | |
| | | | | | | 140 | H | Nevada | | 5 | 4 | | | | | | | | | | | | |
| | | | | | | 107 | H | CSUN | | 8 | 2 | | | | | | | | | | | | |

Non-Div. I Games:

UC Santa Barbara

| | | |
|------------|---|---|
| 107 H CSUN | 5 | 4 |
| 107 H CSUN | 1 | 0 |

U
C
S
a
n
t
a
B
a
r
b
a
r
a

U
C
S
a
n
t
a
B
a
r
b
a
r
a

| Average RPI Win: | 109 | WON-LOST | WINNING | LAST 15 | STRENGTH OF | OPP. STRENGTH | TEAM | ADJ | CONF. | ADJ CONF. | | |
|-------------------|----------|----------------|-----------|----------------|-------------|---------------|-------|-------------|--------|----------------|-------|---|
| Average RPI Loss: | 38 | RECORD | PCT. RANK | GAMES | SCHEDULE | OF SCHEDULE | RPI | RPI | RPI | RPI | | |
| DIV. I ONLY | | 26-14-0 | .65 | 49 | 7-8-0 | 13 | 7 | 10 | .59619 | 10 | 2 | 2 |
| DIV. I NON-CONF. | | 17-2-0 | .89474 | 5 | 3-0-0 | 140 | 34 | 6 | .60836 | 6 | 1 | 1 |
| <hr/> | | | | | | | | | | | | |
| TOTALS | RPI 1-25 | RPI 26-50 | | W-L RECORDS | | RPI 51-100 | | RPI 101-150 | | RPI 150+ | | |
| 26-14-0 | 3-9-0 | 6-2-0 | | OVERALL | | 4-2-0 | | 3-0-0 | | 10-1-0 | | |
| 17-4-0 | 2-2-0 | 3-1-0 | | HOME | | 3-0-0 | | 2-0-0 | | 7-1-0 | | |
| 8-10-0 | 0-7-0 | 3-1-0 | | AWAY | | 1-2-0 | | 1-0-0 | | 3-0-0 | | |
| 1-0-0 | 1-0-0 | 0-0-0 | | NEUTRAL | | 0-0-0 | | 0-0-0 | | 0-0-0 | | |
| 17-2-0 | 2-1-0 | 2-0-0 | | NON-CONFERENCE | | 0-0-0 | | 3-0-0 | | 10-1-0 | | |
| 11-1-0 | 1-0-0 | 1-0-0 | | HOME | | 0-0-0 | | 2-0-0 | | 7-1-0 | | |
| 5-1-0 | 0-1-0 | 1-0- | | AWAY | | 0-0-0 | | 1-0-0 | | 3-0-0 | | |
| 1-0-0 | 1-0-0 | 0-0-0 | | NEUTRAL | | 0-0-0 | | 0-0-0 | | 0-0-0 | | |
| 9-12-0 | 1-8-0 | 4-2-0 | | CONFERENCE | | 4-2-0 | | 0-0-0 | | 0-0-0 | | |
| 6-3-0 | 1-2-0 | 2-1-0 | | HOME | | 3-0-0 | | 0-0-0 | | 0-0-0 | | |
| 3-9-0 | 0-6-0 | 2-1-0 | | AWAY | | 1-2-0 | | 0-0-0 | | 0-0-0 | | |
| 0-0-0 | 0-0-0 | 0-0-0 | | NEUTRAL | | 0-0-0 | | 0-0-0 | | 0-0-0 | | |
| RPI | S | Opponent | Score | RPI | S | Opponent | Score | RPI | S | Opponent | Score | |
| 2 | A | Louisville | 2 7 | 28 | A | Georgia | 11 6 | 52 | H | Boston College | 6 2 | |
| 2 | A | Louisville | 2 15 | 28 | H | Georgia | 12 0 | 52 | H | Boston College | 6 1 | |
| 2 | A | Louisville | 8 9 | 32 | A | Wake Forest | 6 5 | 52 | H | Boston College | 3 2 | |
| 3 | A | South Carolina | 1 8 | 32 | A | Wake Forest | 13 8 | 64 | A | Duke | 3 5 | |
| 3 | H | South Carolina | 4 1 | 32 | A | Wake Forest | 4 6 | 64 | A | Duke | 3 2 | |
| 3 | N | South Carolina | 5 0 | 33 | H | Pittsburgh | 4 3 | 64 | A | Duke | 1 2 | |
| 7 | A | Miami (FL) | 4 5 | 33 | H | Pittsburgh | 5 15 | | | | | |
| 7 | A | Miami (FL) | 8 9 | 33 | H | Pittsburgh | 14 6 | | | | | |
| 7 | A | Miami (FL) | 5 10 | | | | | | | | | |
| 22 | H | Georgia Tech | 8 7 | | | | | | | | | |
| 22 | H | Georgia Tech | 1 16 | | | | | | | | | |
| 22 | H | Georgia Tech | 5 7 | | | | | | | | | |
| | | | | LAST 15 GAMES | | | | | | | | |
| | | | | 22 | H | Georgia Tech | 5 7 | 110 | H | Western Caro. | 7 6 | |
| | | | | 22 | H | Georgia Tech | 1 16 | 64 | A | Duke | 1 2 | |
| | | | | 22 | H | Georgia Tech | 8 7 | 64 | A | Duke | 3 2 | |
| | | | | 28 | H | Georgia | 12 0 | | | | | |
| | | | | 2 | A | Louisville | 8 9 | | | | | |

Non-Div. I Games:

Clemson

| | | |
|----------------|---|----|
| 2 A Louisville | 2 | 7 |
| 2 A Louisville | 2 | 15 |

C
l
e
m
s
o
n

C
l
e
m
s
o
n

| | | | | | | | | | | | | | | | |
|-------------------|----------|--------------------|-----------|-----------------------------|-------------|---------------|-------|-----------------------------|--------|--------------------|-------|-----|---|-----------------|------|
| Average RPI Win: | 122 | WON-LOST | WINNING | LAST 15 | STRENGTH OF | OPP. STRENGTH | TEAM | ADJ | CONF. | ADJ CONF. | | | | | |
| Average RPI Loss: | 58 | RECORD | PCT. RANK | GAMES | SCHEDULE | OF SCHEDULE | RPI | RPI | RPI | RPI | | | | | |
| DIV. I ONLY | | 30-11-0 | .73171 | 20 | 12-2-0 | 14 | 71 | 11 | .59458 | 11 | 16 | 16 | | | |
| DIV. I NON-CONF. | | 18-9-0 | .66667 | 56 | 3-1-0 | 9 | 16 | 24 | .58091 | 24 | 19 | 19 | | | |
| <hr/> | | | | | | | | | | | | | | | |
| TOTALS | RPI 1-25 | RPI 26-50 | | W-L RECORDS | | RPI 51-100 | | RPI 101-150 | | RPI 150+ | | | | | |
| 30-11-0 | 1-3-0 | 4-2-0 | | OVERALL | | 8-4-0 | | 6-1-0 | | 11-1-0 | | | | | |
| 23-7-0 | 0-2-0 | 3-2-0 | | HOME | | 8-2-0 | | 6-1-0 | | 6-0-0 | | | | | |
| 7-4-0 | 1-1-0 | 1-0-0 | | AWAY | | 0-2-0 | | 0-0-0 | | 5-1-0 | | | | | |
| 0-0-0 | 0-0-0 | 0-0-0 | | NEUTRAL | | 0-0-0 | | 0-0-0 | | 0-0-0 | | | | | |
| <hr/> | | | | | | | | | | | | | | | |
| 18-9-0 | 1-3-0 | 4-2-0 | | NON-CONFERENCE | | 7-3-0 | | 3-1-0 | | 3-0-0 | | | | | |
| 16-6-0 | 0-2-0 | 3-2-0 | | HOME | | 7-1-0 | | 3-1-0 | | 3-0-0 | | | | | |
| 2-3-0 | 1-1-0 | 1-0- | | AWAY | | 0-2-0 | | 0-0-0 | | 0-0-0 | | | | | |
| 0-0-0 | 0-0-0 | 0-0-0 | | NEUTRAL | | 0-0-0 | | 0-0-0 | | 0-0-0 | | | | | |
| <hr/> | | | | | | | | | | | | | | | |
| 12-2-0 | 0-0-0 | 0-0-0 | | CONFERENCE | | 1-1-0 | | 3-0-0 | | 8-1-0 | | | | | |
| 7-1-0 | 0-0-0 | 0-0-0 | | HOME | | 1-1-0 | | 3-0-0 | | 3-0-0 | | | | | |
| 5-1-0 | 0-0-0 | 0-0-0 | | AWAY | | 0-0-0 | | 0-0-0 | | 5-1-0 | | | | | |
| 0-0-0 | 0-0-0 | 0-0-0 | | NEUTRAL | | 0-0-0 | | 0-0-0 | | 0-0-0 | | | | | |
| <hr/> | | | | | | | | | | | | | | | |
| RPI | S | Opponent | Score | RPI | S | Opponent | Score | RPI | S | Opponent | Score | | | | |
| 3 | A | South Carolina | 2 4 | 26 | A | UNCW | 6 4 | 53 | A | Col. of Charleston | 2 4 | 123 | H | Cincinnati | 7 10 |
| 5 | H | Ole Miss | 2 8 | 29 | H | Virginia | 5 4 | 53 | A | Col. of Charleston | 4 9 | 133 | H | Gardner-Webb | 10 4 |
| 8 | H | North Carolina St. | 10 13 | 32 | H | Wake Forest | 0 11 | 53 | H | Col. of Charleston | 9 5 | 133 | H | Gardner-Webb | 10 6 |
| 16 | A | North Carolina | 6 3 | 32 | H | Wake Forest | 7 6 | 53 | H | Col. of Charleston | 5 3 | 133 | H | Gardner-Webb | 16 4 |
| | | | | 46 | H | UNCG | 7 4 | 58 | H | High Point | 17 5 | 149 | H | Stetson | 12 2 |
| | | | | 46 | H | UNCG | 2 4 | 58 | H | High Point | 2 5 | 149 | H | Stetson | 17 5 |
| | | | | | | | | 64 | H | Duke | 10 6 | 149 | H | Stetson | 11 2 |
| | | | | | | | | 90 | H | Illinois | 12 4 | 153 | A | Longwood | 2 5 |
| | | | | | | | | 90 | H | Illinois | 10 4 | 153 | A | Longwood | 7 2 |
| | | | | | | | | 99 | H | Marshall | 9 3 | 153 | A | Longwood | 11 2 |
| | | | | | | | | 100 | H | Ohio St. | 4 6 | 161 | H | Ball St. | 12 5 |
| | | | | | | | | 100 | H | Ohio St. | 3 2 | 163 | H | Presbyterian | 4 2 |
| | | | | | | | | | | | | 163 | H | Presbyterian | 12 3 |
| | | | | | | | | | | | | 163 | H | Presbyterian | 5 2 |
| | | | | | | | | | | | | 215 | A | Radford | 7 4 |
| | | | | | | | | | | | | 215 | A | Radford | 7 2 |
| | | | | | | | | | | | | 215 | A | Radford | 13 6 |
| | | | | | | | | | | | | 218 | H | The Citadel | 4 3 |
| | | | | | | | | | | | | 250 | H | Appalachian St. | 17 2 |
| <hr/> | | | | | | | | | | | | | | | |
| | | | | LAST 15 GAMES | | | | | | | | | | | |
| | | | | 58 H High Point 17 5 | | | | 53 H Col. of Charleston 5 3 | | | | | | | |
| | | | | 58 H High Point 2 5 | | | | 215 A Radford 7 2 | | | | | | | |
| | | | | 53 H Col. of Charleston 9 5 | | | | 215 A Radford 7 4 | | | | | | | |
| | | | | 16 A North Carolina 6 3 | | | | | | | | | | | |
| | | | | 163 H Presbyterian 12 3 | | | | | | | | | | | |

Non-Div. I Games:

Coastal Caro.

| | | |
|--------------------|---|---|
| 163 H Presbyterian | 4 | 2 |
| 163 H Presbyterian | 5 | 2 |

C
o
a
s
t
a
l
C
a
r
o
.

C
o
a
s
t
a
l
C
a
r
o
.

| Average RPI Win: 115 | | WON-LOST | WINNING | LAST 15 | STRENGTH OF | | OPP. STRENGTH | TEAM | ADJ | CONF. | ADJ CONF. |
|----------------------|------------|----------|---------------|------------------|----------------|-------|------------------|-------|-------------|--------------|-----------|
| Average RPI Loss: 75 | | RECORD | PCT. RANK | GAMES | SCHEDULE | | OF SCHEDULE | RPI | RPI | RPI | RPI |
| DIV. I ONLY | | 27-13-0 | .675 | 37 | 11-3-0 | | 11 | 95 | 12 | .5937 | 12 |
| DIV. I NON-CONF. | | 15-7-0 | .68182 | 49 | 5-1-0 | | 1 | 53 | 5 | .62017 | 5 |
| TOTALS | | RPI 1-25 | RPI 26-50 | | W-L RECORDS | | RPI 51-100 | | RPI 101-150 | | RPI 150+ |
| 27-13-0 | | 1-3-0 | 4-1-0 | | OVERALL | | 7-4-0 | | 8-4-0 | | 7-1-0 |
| 17-3-0 | | 0-0-0 | 3-0-0 | | HOME | | 4-0-0 | | 4-2-0 | | 6-1-0 |
| 9-7-0 | | 0-0-0 | 1-1-0 | | AWAY | | 3-4-0 | | 4-2-0 | | 1-0-0 |
| 1-3-0 | | 1-3-0 | 0-0-0 | | NEUTRAL | | 0-0-0 | | 0-0-0 | | 0-0-0 |
| 15-7-0 | | 1-3-0 | 4-1-0 | | NON-CONFERENCE | | 5-3-0 | | 3-0-0 | | 2-0-0 |
| 11-0-0 | | 0-0-0 | 3-0-0 | | HOME | | 4-0-0 | | 3-0-0 | | 1-0-0 |
| 3-4-0 | | 0-0-0 | 1-0- | | AWAY | | 1-3-0 | | 0-0-0 | | 1-0-0 |
| 1-3-0 | | 1-3-0 | 0-0-0 | | NEUTRAL | | 0-0-0 | | 0-0-0 | | 0-0-0 |
| 12-6-0 | | 0-0-0 | 0-0-0 | | CONFERENCE | | 2-1-0 | | 5-4-0 | | 5-1-0 |
| 6-3-0 | | 0-0-0 | 0-0-0 | | HOME | | 0-0-0 | | 1-2-0 | | 5-1-0 |
| 6-3-0 | | 0-0-0 | 0-0-0 | | AWAY | | 2-1-0 | | 4-2-0 | | 0-0-0 |
| 0-0-0 | | 0-0-0 | 0-0-0 | | NEUTRAL | | 0-0-0 | | 0-0-0 | | 0-0-0 |
| RPI S | Opponent | Score | RPI S | Opponent | Score | RPI S | Opponent | Score | RPI S | Opponent | Score |
| 14 N | LSU | 5 8 | 34 A | Northwestern St. | 10 1 | 55 A | Southeastern La. | 5 16 | 103 H | Little Rock | 1 7 |
| 15 N | Texas Tech | 3 5 | 34 H | Northwestern St. | 4 0 | 55 A | Southeastern La. | 5 4 | 103 H | Little Rock | 15 4 |
| 18 N | Rice | 4 2 | 38 A | Tulane | 3 5 | 55 H | Southeastern La. | 4 1 | 103 H | Little Rock | 5 10 |
| 21 N | TCU | 1 7 | 38 H | Tulane | 9 2 | 74 A | Louisiana Tech | 2 6 | 122 A | Arkansas St. | 6 1 |
| | | | 42 H | New Orleans | 7 4 | 75 A | McNeese St. | 2 7 | 122 A | Arkansas St. | 6 7 |
| | | | | | | 81 H | Sam Houston St. | 13 3 | 122 A | Arkansas St. | 5 2 |
| | | | | | | 81 H | Sam Houston St. | 2 1 | 126 A | Ga. Southern | 13 9 |
| | | | | | | 81 H | Sam Houston St. | 6 2 | 126 A | Ga. Southern | 2 3 |
| | | | | | | 82 A | Troy | 8 3 | 126 A | Ga. Southern | 6 2 |
| | | | | | | 82 A | Troy | 1 4 | 130 H | Sacred Heart | 4 0 |
| | | | | | | 82 A | Troy | 4 2 | 130 H | Sacred Heart | 9 3 |
| | | | | | | | | | 130 H | Sacred Heart | 8 0 |
| | | | | | | | | | 152 H | Texas St. | 1 2 |
| | | | | | | | | | 152 H | Texas St. | 1 0 |
| | | | | | | | | | 152 H | Texas St. | 5 1 |
| | | | | | | | | | 212 A | Nicholls St. | 5 4 |
| | | | | | | | | | 212 H | Nicholls St. | 4 3 |
| | | | | | | | | | 235 H | Georgia St. | 4 2 |
| | | | | | | | | | 235 H | Georgia St. | 7 3 |
| | | | | | | | | | 235 H | Georgia St. | 4 1 |
| | | | LAST 15 GAMES | | | | | | | | |
| | | | 152 H | Texas St. | 1 0 | 38 H | Tulane | 9 2 | | | |
| | | | 152 H | Texas St. | 1 2 | 126 A | Ga. Southern | 13 9 | | | |
| | | | 152 H | Texas St. | 5 1 | 126 A | Ga. Southern | 2 3 | | | |
| | | | 212 H | Nicholls St. | 4 3 | | | | | | |
| | | | 55 A | Southeastern La. | 5 4 | | | | | | |

Non-Div. I Games:

La.-Lafayette

| | | | | |
|----|---|------------------|---|----|
| 55 | A | Southeastern La. | 5 | 16 |
| 55 | H | Southeastern La. | 4 | 1 |

L
a
.
-
L
a
f
a
y
e
t
t
e

L
a
.
-
L
a
f
a
y
e
t
t
e

| Average RPI Win: 113 | | WON-LOST | WINNING | LAST 15 | STRENGTH OF | | OPP. STRENGTH | TEAM | ADJ | | CONF. | ADJ CONF. | | | | |
|----------------------|---|----------------|-----------|---------|----------------|---|---------------|-------|-------------|--------|----------|--------------|-------|---------------------|----|----|
| Average RPI Loss: 37 | | RECORD | PCT. RANK | GAMES | SCHEDULE | | OF SCHEDULE | RPI | RPI | | RPI | RPI | | | | |
| DIV. I ONLY | | 27-13-1 | .67073 | 41 | 9-6-0 | | 6 | 23 | 13 | .59062 | 13 | 1 | | | | |
| DIV. I NON-CONF. | | 17-5-1 | .76087 | 26 | 3-0-0 | | 185 | 156 | 78 | .53954 | 78 | 2 | | | | |
| TOTALS | | RPI 1-25 | RPI 26-50 | | W-L RECORDS | | RPI 51-100 | | RPI 101-150 | | RPI 150+ | | | | | |
| 27-13-1 | | 9-7-0 | 3-3-0 | | OVERALL | | 0-2-0 | | 5-0-1 | | 10-1-0 | | | | | |
| 18-9-0 | | 2-4-0 | 3-3-0 | | HOME | | 0-1-0 | | 3-0-0 | | 10-1-0 | | | | | |
| 7-4-0 | | 6-3-0 | 0-0-0 | | AWAY | | 0-1-0 | | 1-0-0 | | 0-0-0 | | | | | |
| 2-0-1 | | 1-0-0 | 0-0-0 | | NEUTRAL | | 0-0-0 | | 1-0-1 | | 0-0-0 | | | | | |
| 17-5-1 | | 1-0-0 | 1-2-0 | | NON-CONFERENCE | | 0-2-0 | | 5-0-1 | | 10-1-0 | | | | | |
| 14-4-0 | | 0-0-0 | 1-2-0 | | HOME | | 0-1-0 | | 3-0-0 | | 10-1-0 | | | | | |
| 1-1-0 | | 0-0-0 | 0-0- | | AWAY | | 0-1-0 | | 1-0-0 | | 0-0-0 | | | | | |
| 2-0-1 | | 1-0-0 | 0-0-0 | | NEUTRAL | | 0-0-0 | | 1-0-1 | | 0-0-0 | | | | | |
| 10-8-0 | | 8-7-0 | 2-1-0 | | CONFERENCE | | 0-0-0 | | 0-0-0 | | 0-0-0 | | | | | |
| 4-5-0 | | 2-4-0 | 2-1-0 | | HOME | | 0-0-0 | | 0-0-0 | | 0-0-0 | | | | | |
| 6-3-0 | | 6-3-0 | 0-0-0 | | AWAY | | 0-0-0 | | 0-0-0 | | 0-0-0 | | | | | |
| 0-0-0 | | 0-0-0 | 0-0-0 | | NEUTRAL | | 0-0-0 | | 0-0-0 | | 0-0-0 | | | | | |
| RPI | S | Opponent | Score | | RPI | S | Opponent | Score | | RPI | S | Opponent | Score | | | |
| 1 | A | Florida | 2 | 8 | 27 | H | Fla. Atlantic | 6 | 10 | 69 | A | UCLA | 1 | 2 | | |
| 1 | A | Florida | 2 | 1 | 27 | H | Fla. Atlantic | 0 | 4 | 70 | H | Oral Roberts | 1 | 3 | | |
| 1 | A | Florida | 10 | 4 | 28 | H | Georgia | 8 | 11 | | | 101 | H | Oregon | 5 | 2 |
| 4 | H | Texas A&M | 6 | 10 | 28 | H | Georgia | 9 | 2 | | | 101 | H | Oregon | 9 | 3 |
| 4 | H | Texas A&M | 3 | 10 | 28 | H | Georgia | 3 | 1 | | | 101 | H | Oregon | 10 | 4 |
| 4 | H | Texas A&M | 5 | 10 | 39 | H | South Ala. | 7 | 3 | | | 108 | N | Oklahoma | 5 | 5 |
| 5 | H | Ole Miss | 5 | 8 | | | | | | | | 121 | A | Southern California | 8 | 7 |
| 5 | H | Ole Miss | 6 | 2 | | | | | | | | 142 | N | La.-Monroe | 1 | 0 |
| 5 | H | Ole Miss | 3 | 1 | | | | | | | | 189 | H | UMass Lowell | 4 | 2 |
| 14 | A | LSU | 2 | 1 | | | | | | | | 189 | H | UMass Lowell | 4 | 2 |
| 14 | A | LSU | 8 | 11 | | | | | | | | 209 | H | South Dakota St. | 17 | 4 |
| 14 | A | LSU | 12 | 8 | | | | | | | | 209 | H | South Dakota St. | 15 | 5 |
| 17 | A | Vanderbilt | 2 | 1 | | | | | | | | 212 | H | Nicholls St. | 8 | 0 |
| 17 | A | Vanderbilt | 5 | 4 | | | | | | | | 212 | H | Nicholls St. | 5 | 0 |
| 17 | A | Vanderbilt | 6 | 12 | | | | | | | | 213 | H | Memphis | 11 | 1 |
| 19 | N | Southern Miss. | 13 | 5 | | | | | | | | 216 | H | Eastern Ky. | 12 | 16 |
| | | | | | | | | | | | | 273 | H | UT Martin | 14 | 0 |
| | | | | | | | | | | | | 292 | H | Alcorn | 14 | 0 |
| | | | | | | | | | | | | 300 | H | Mississippi Val. | 16 | 1 |
| LAST 15 GAMES | | | | | | | | | | | | | | | | |
| | | | | | 14 | A | LSU | 8 | 11 | 213 | H | Memphis | 11 | 1 | | |
| | | | | | 14 | A | LSU | 2 | 1 | 1 | A | Florida | 2 | 1 | | |
| | | | | | 14 | A | LSU | 12 | 8 | 1 | A | Florida | 10 | 4 | | |
| | | | | | 142 | N | La.-Monroe | 1 | 0 | | | | | | | |
| | | | | | 4 | H | Texas A&M | 5 | 10 | | | | | | | |

Non-Div. I Games:

Mississippi St.

| | | |
|---------------|---|----|
| 4 H Texas A&M | 6 | 10 |
| 4 H Texas A&M | 3 | 10 |

M
i
s
s
i
s
s
i
p
p
i
s
t
.

M
i
s
s
i
s
s
i
p
p
i
s
t
.

LSU

| Average RPI Win: 114 | | WON-LOST RECORD | | WINNING PCT. RANK | | LAST 15 GAMES | | STRENGTH OF SCHEDULE | | OPP. STRENGTH OF SCHEDULE | | TEAM RPI | | ADJ RPI | | CONF. RPI | | ADJ CONF. RPI | |
|----------------------|---|-----------------------|--|-------------------|--|----------------|---|----------------------|--|---------------------------|--|----------|---|------------------|--|-----------|--|---------------|--|
| DIV. I ONLY | | 27-13-0 | | .675 37 | | 11-4-0 | | 4 | | 64 | | 14 | | .58904 14 | | 1 | | 1 | |
| DIV. I NON-CONF. | | 17-5-0 | | .77273 20 | | 3-1-0 | | 17 | | 201 | | 21 | | .584 21 | | 2 | | 2 | |
| TOTALS | | RPI 1-25 | | RPI 26-50 | | W-L RECORDS | | RPI 51-100 | | RPI 101-150 | | RPI 150+ | | | | | | | |
| 27-13-0 | | 5-5-0 | | 2-4-0 | | OVERALL | | 2-1-0 | | 10-2-0 | | 8-1-0 | | | | | | | |
| 19-9-0 | | 3-3-0 | | 2-3-0 | | HOME | | 2-1-0 | | 5-1-0 | | 7-1-0 | | | | | | | |
| 7-4-0 | | 1-2-0 | | 0-1-0 | | AWAY | | 0-0-0 | | 5-1-0 | | 1-0-0 | | | | | | | |
| 1-0-0 | | 1-0-0 | | 0-0-0 | | NEUTRAL | | 0-0-0 | | 0-0-0 | | 0-0-0 | | | | | | | |
| 17-5-0 | | 1-0-0 | | 1-2-0 | | NON-CONFERENCE | | 2-1-0 | | 5-1-0 | | 8-1-0 | | | | | | | |
| 15-4-0 | | 0-0-0 | | 1-1-0 | | HOME | | 2-1-0 | | 5-1-0 | | 7-1-0 | | | | | | | |
| 1-1-0 | | 0-0-0 | | 0-0- | | AWAY | | 0-0-0 | | 0-0-0 | | 1-0-0 | | | | | | | |
| 1-0-0 | | 1-0-0 | | 0-0-0 | | NEUTRAL | | 0-0-0 | | 0-0-0 | | 0-0-0 | | | | | | | |
| 10-8-0 | | 4-5-0 | | 1-2-0 | | CONFERENCE | | 0-0-0 | | 5-1-0 | | 0-0-0 | | | | | | | |
| 4-5-0 | | 3-3-0 | | 1-2-0 | | HOME | | 0-0-0 | | 0-0-0 | | 0-0-0 | | | | | | | |
| 6-3-0 | | 1-2-0 | | 0-0-0 | | AWAY | | 0-0-0 | | 5-1-0 | | 0-0-0 | | | | | | | |
| 0-0-0 | | 0-0-0 | | 0-0-0 | | NEUTRAL | | 0-0-0 | | 0-0-0 | | 0-0-0 | | | | | | | |
| RPI | S | Opponent | | Score | | RPI | S | Opponent | | Score | | RPI | S | Opponent | | Score | | | |
| 4 | A | Texas A&M | | 3 2 | | 38 | H | Tulane | | 1 7 | | 55 | H | Southeastern La. | | 11 4 | | | |
| 4 | A | Texas A&M | | 1 3 | | 41 | H | Alabama | | 3 4 | | 74 | H | Louisiana Tech | | 6 3 | | | |
| 4 | A | Texas A&M | | 1 6 | | 41 | H | Alabama | | 7 5 | | 75 | H | McNeese St. | | 0 7 | | | |
| 12 | N | La.-Lafayette | | 8 5 | | 41 | H | Alabama | | 0 6 | | | | | | | | | |
| 13 | H | Mississippi St. | | 1 2 | | 42 | H | New Orleans | | 9 4 | | | | | | | | | |
| 13 | H | Mississippi St. | | 8 12 | | 47 | A | Lamar | | 11 12 | | | | | | | | | |
| 13 | H | Mississippi St. | | 11 8 | | | | | | | | | | | | | | | |
| 17 | H | Vanderbilt | | 7 9 | | | | | | | | | | | | | | | |
| 17 | H | Vanderbilt | | 3 2 | | | | | | | | | | | | | | | |
| 17 | H | Vanderbilt | | 13 4 | | | | | | | | | | | | | | | |
| | | | | | | LAST 15 GAMES | | | | | | | | | | | | | |
| | | 13 H Mississippi St. | | 11 8 | | | | 221 H Grambling | | 14 11 | | | | | | | | | |
| | | 13 H Mississippi St. | | 1 2 | | | | 75 H McNeese St. | | 0 7 | | | | | | | | | |
| | | 13 H Mississippi St. | | 8 12 | | | | 17 H Vanderbilt | | 7 9 | | | | | | | | | |
| | | 55 H Southeastern La. | | 11 4 | | | | | | | | | | | | | | | |
| | | 102 A Missouri | | 15 2 | | | | | | | | | | | | | | | |

Non-Div. I Games:

LSU

| | | |
|----------------|---|---|
| 102 A Missouri | 9 | 5 |
| 102 A Missouri | 7 | 5 |

L
S
U

L
S
U

| Average RPI Win: | | 105 | WON-LOST RECORD | | WINNING PCT. RANK | LAST 15 GAMES | | STRENGTH OF SCHEDULE | | OPP. STRENGTH OF SCHEDULE | TEAM RPI | ADJ RPI | CONF. RPI | ADJ CONF. RPI | | | |
|-------------------|---|---------------|-----------------|-----------|-------------------|----------------|--------|----------------------|----|---------------------------|----------|----------|-----------|----------------------|---|-------|----|
| Average RPI Loss: | | 95 | | | | | | | | | | | | | | | |
| DIV. I ONLY | | | 31-12-0 | | .72093 | 24 | 11-4-0 | | 47 | 37 | 15 | .58794 | 15 | 5 | 5 | | |
| DIV. I NON-CONF. | | | 19-9-0 | | .67857 | 53 | 7-2-0 | | 23 | 58 | 22 | .5834 | 22 | 5 | 5 | | |
| TOTALS | | RPI 1-25 | | RPI 26-50 | | W-L RECORDS | | RPI 51-100 | | RPI 101-150 | | RPI 150+ | | | | | |
| 31-12-0 | | 5-1-0 | | 1-1-0 | | OVERALL | | 7-4-0 | | 8-4-0 | | 10-2-0 | | | | | |
| 18-6-0 | | 0-0-0 | | 0-0-0 | | HOME | | 4-2-0 | | 4-2-0 | | 10-2-0 | | | | | |
| 11-5-0 | | 4-1-0 | | 1-1-0 | | AWAY | | 2-1-0 | | 4-2-0 | | 0-0-0 | | | | | |
| 2-1-0 | | 1-0-0 | | 0-0-0 | | NEUTRAL | | 1-1-0 | | 0-0-0 | | 0-0-0 | | | | | |
| 19-9-0 | | 2-1-0 | | 1-1-0 | | NON-CONFERENCE | | 7-4-0 | | 2-1-0 | | 7-2-0 | | | | | |
| 11-4-0 | | 0-0-0 | | 0-0-0 | | HOME | | 4-2-0 | | 0-0-0 | | 7-2-0 | | | | | |
| 6-4-0 | | 1-1-0 | | 1-0- | | AWAY | | 2-1-0 | | 2-1-0 | | 0-0-0 | | | | | |
| 2-1-0 | | 1-0-0 | | 0-0-0 | | NEUTRAL | | 1-1-0 | | 0-0-0 | | 0-0-0 | | | | | |
| 12-3-0 | | 3-0-0 | | 0-0-0 | | CONFERENCE | | 0-0-0 | | 6-3-0 | | 3-0-0 | | | | | |
| 7-2-0 | | 0-0-0 | | 0-0-0 | | HOME | | 0-0-0 | | 4-2-0 | | 3-0-0 | | | | | |
| 5-1-0 | | 3-0-0 | | 0-0-0 | | AWAY | | 0-0-0 | | 2-1-0 | | 0-0-0 | | | | | |
| 0-0-0 | | 0-0-0 | | 0-0-0 | | NEUTRAL | | 0-0-0 | | 0-0-0 | | 0-0-0 | | | | | |
| RPI | S | Opponent | | Score | | RPI | S | Opponent | | Score | | RPI | S | Opponent | | Score | |
| 6 | A | Florida St. | | 8 | 4 | 44 | A | California | | 11 | 8 | 59 | H | Cal St. Fullerton | | 4 | 7 |
| 6 | A | Florida St. | | 1 | 10 | 44 | A | California | | 2 | 9 | 59 | H | Cal St. Fullerton | | 13 | 6 |
| 12 | N | La.-Lafayette | | 5 | 3 | | | | | | | 59 | H | Cal St. Fullerton | | 1 | 17 |
| 25 | A | Oklahoma St. | | 15 | 5 | | | | | | | 60 | A | New Mexico | | 6 | 1 |
| 25 | A | Oklahoma St. | | 5 | 1 | | | | | | | 60 | A | New Mexico | | 13 | 7 |
| 25 | A | Oklahoma St. | | 8 | 2 | | | | | | | 60 | H | New Mexico | | 5 | 0 |
| | | | | | | | | | | | | 78 | N | Houston | | 6 | 4 |
| | | | | | | | | | | | | 81 | A | Sam Houston St. | | 5 | 0 |
| | | | | | | | | | | | | 81 | H | Sam Houston St. | | 3 | 4 |
| | | | | | | | | | | | | 81 | H | Sam Houston St. | | 6 | 5 |
| | | | | | | | | | | | | 92 | N | Arkansas | | 14 | 6 |
| | | | | | | | | | | | | | | 143 A UNLV | | 5 | 8 |
| | | | | | | | | | | | | | | 151 H Kansas St. | | 6 | 5 |
| | | | | | | | | | | | | | | 151 H Kansas St. | | 10 | 4 |
| | | | | | | | | | | | | | | 151 H Kansas St. | | 10 | 3 |
| | | | | | | | | | | | | | | 160 H Milwaukee | | 12 | 0 |
| | | | | | | | | | | | | | | 160 H Milwaukee | | 9 | 1 |
| | | | | | | | | | | | | | | 160 H Milwaukee | | 12 | 3 |
| | | | | | | | | | | | | | | 160 H Milwaukee | | 3 | 10 |
| | | | | | | | | | | | | | | 177 H New Mexico St. | | 6 | 7 |
| | | | | | | | | | | | | | | 177 H New Mexico St. | | 14 | 2 |
| | | | | | | | | | | | | | | 185 H San Diego St. | | 7 | 2 |
| | | | | | | | | | | | | | | 185 H San Diego St. | | 3 | 1 |
| | | | | | | | | | | | | | | 185 H San Diego St. | | 10 | 0 |
| | | | | | | LAST 15 GAMES | | | | | | | | | | | |
| | | | | | | 104 | H | Texas | | 1 | 17 | 185 | H | San Diego St. | | 3 | 1 |
| | | | | | | 104 | H | Texas | | 4 | 7 | 81 | H | Sam Houston St. | | 8 | 6 |
| | | | | | | 104 | H | Texas | | 13 | 6 | 81 | H | Sam Houston St. | | 20 | 3 |
| | | | | | | 60 | A | New Mexico | | 5 | 6 | | | | | | |
| | | | | | | 60 | A | New Mexico | | 7 | 4 | | | | | | |

Non-Div. I Games:

Texas Tech

| | | | | |
|-----|---|---------------|----|---|
| 185 | H | San Diego St. | 7 | 2 |
| 185 | H | San Diego St. | 10 | 0 |

T
e
x
a
s
T
e
c
h

T
e
x
a
s
T
e
c
h

| Average RPI Win: | | 98 | WON-LOST RECORD | | WINNING PCT. RANK | LAST 15 GAMES | | STRENGTH OF SCHEDULE | | OPP. STRENGTH OF SCHEDULE | TEAM RPI | ADJ RPI | CONF. RPI | ADJ CONF. RPI | | | |
|-------------------|---|----------------|-----------------|-----------|-------------------|----------------|-------|----------------------|----|---------------------------|----------|----------|-----------|---------------|---|-------|---|
| Average RPI Loss: | | 54 | | | | | | | | | | | | | | | |
| DIV. I ONLY | | | 26-15-0 | | .63415 | 61 | 6-9-0 | | 9 | 14 | 16 | .58647 | 16 | 2 | 2 | | |
| DIV. I NON-CONF. | | | 17-3-0 | | .85 | 7 | 3-2-0 | | 13 | 72 | 3 | .62776 | 3 | 1 | 1 | | |
| TOTALS | | RPI 1-25 | | RPI 26-50 | | W-L RECORDS | | RPI 51-100 | | RPI 101-150 | | RPI 150+ | | | | | |
| 26-15-0 | | 5-6-0 | | 4-6-0 | | OVERALL | | 6-1-0 | | 3-0-0 | | 8-2-0 | | | | | |
| 18-6-0 | | 4-3-0 | | 2-1-0 | | HOME | | 1-0-0 | | 3-0-0 | | 8-2-0 | | | | | |
| 7-9-0 | | 0-3-0 | | 2-5-0 | | AWAY | | 5-1-0 | | 0-0-0 | | 0-0-0 | | | | | |
| 1-0-0 | | 1-0-0 | | 0-0-0 | | NEUTRAL | | 0-0-0 | | 0-0-0 | | 0-0-0 | | | | | |
| 17-3-0 | | 4-1-0 | | 1-0-0 | | NON-CONFERENCE | | 3-1-0 | | 3-0-0 | | 6-1-0 | | | | | |
| 13-2-0 | | 3-1-0 | | 0-0-0 | | HOME | | 1-0-0 | | 3-0-0 | | 6-1-0 | | | | | |
| 3-1-0 | | 0-0-0 | | 1-0- | | AWAY | | 2-1-0 | | 0-0-0 | | 0-0-0 | | | | | |
| 1-0-0 | | 1-0-0 | | 0-0-0 | | NEUTRAL | | 0-0-0 | | 0-0-0 | | 0-0-0 | | | | | |
| 9-12-0 | | 1-5-0 | | 3-6-0 | | CONFERENCE | | 3-0-0 | | 0-0-0 | | 2-1-0 | | | | | |
| 5-4-0 | | 1-2-0 | | 2-1-0 | | HOME | | 0-0-0 | | 0-0-0 | | 2-1-0 | | | | | |
| 4-8-0 | | 0-3-0 | | 1-5-0 | | AWAY | | 3-0-0 | | 0-0-0 | | 0-0-0 | | | | | |
| 0-0-0 | | 0-0-0 | | 0-0-0 | | NEUTRAL | | 0-0-0 | | 0-0-0 | | 0-0-0 | | | | | |
| RPI | S | Opponent | | Score | | RPI | S | Opponent | | Score | | RPI | S | Opponent | | Score | |
| 3 | N | South Carolina | | 15 | 0 | 29 | A | Virginia | | 4 | 7 | 58 | H | High Point | | 8 | 1 |
| 7 | A | Miami (FL) | | 4 | 10 | 29 | A | Virginia | | 9 | 15 | 64 | A | Duke | | 11 | 2 |
| 7 | A | Miami (FL) | | 3 | 7 | 29 | A | Virginia | | 8 | 1 | 64 | A | Duke | | 8 | 2 |
| 7 | A | Miami (FL) | | 4 | 7 | 30 | A | East Carolina | | 17 | 4 | 64 | A | Duke | | 12 | 2 |
| 11 | H | Coastal Caro. | | 3 | 6 | 32 | A | Wake Forest | | 2 | 3 | 69 | A | UCLA | | 4 | 0 |
| 22 | H | Georgia Tech | | 8 | 0 | 32 | A | Wake Forest | | 1 | 6 | 69 | A | UCLA | | 14 | 5 |
| 22 | H | Georgia Tech | | 2 | 3 | 32 | A | Wake Forest | | 4 | 5 | 69 | A | UCLA | | 5 | 6 |
| 22 | H | Georgia Tech | | 0 | 6 | 33 | H | Pittsburgh | | 0 | 5 | | | | | | |
| 25 | H | Oklahoma St. | | 7 | 6 | 33 | H | Pittsburgh | | 4 | 0 | | | | | | |
| 25 | H | Oklahoma St. | | 2 | 1 | 33 | H | Pittsburgh | | 14 | 2 | | | | | | |
| 25 | H | Oklahoma St. | | 4 | 3 | | | | | | | | | | | | |
| LAST 15 GAMES | | | | | | | | | | | | | | | | | |
| 32 | A | Wake Forest | | 2 | 3 | 29 | A | Virginia | | 4 | 7 | | | | | | |
| 32 | A | Wake Forest | | 4 | 5 | 3 | N | South Carolina | | 15 | 0 | | | | | | |
| 32 | A | Wake Forest | | 1 | 6 | 200 | H | Virginia Tech | | 3 | 4 | | | | | | |
| 115 | H | William & Mary | | 17 | 2 | | | | | | | | | | | | |
| 11 | H | Coastal Caro. | | 3 | 6 | | | | | | | | | | | | |

Non-Div. I Games:

North Carolina

| | | |
|---------------|---|----|
| 29 A Virginia | 9 | 15 |
| 29 A Virginia | 8 | 1 |

N
o
r
t
h
C
a
r
o
l
i
n
a

N
o
r
t
h
C
a
r
o
l
i
n
a

| Average RPI Win: 136 | | WON-LOST | WINNING | LAST 15 | STRENGTH OF | | OPP. STRENGTH | TEAM | ADJ | CONF. | ADJ CONF. |
|----------------------|-------------------|----------|---------------|----------------|----------------|-------|----------------|-------|-------------|-----------------|-----------|
| Average RPI Loss: 43 | | RECORD | PCT. RANK | GAMES | SCHEDULE | | OF SCHEDULE | RPI | RPI | RPI | RPI |
| DIV. I ONLY | | 30-10-0 | .75 | 9 | 87 | | 15 | 17 | .58528 | 17 | 1 |
| DIV. I NON-CONF. | | 20-2-0 | .90909 | 3 | 265 | | 93 | 32 | .57491 | 32 | 2 |
| TOTALS | | RPI 1-25 | RPI 26-50 | | W-L RECORDS | | RPI 51-100 | | RPI 101-150 | | RPI 150+ |
| 30-10-0 | | 4-5-0 | 2-1-0 | | OVERALL | | 3-3-0 | | 7-1-0 | | 14-0-0 |
| 22-4-0 | | 3-3-0 | 2-1-0 | | HOME | | 0-0-0 | | 4-0-0 | | 13-0-0 |
| 7-6-0 | | 1-2-0 | 0-0-0 | | AWAY | | 3-3-0 | | 3-1-0 | | 0-0-0 |
| 1-0-0 | | 0-0-0 | 0-0-0 | | NEUTRAL | | 0-0-0 | | 0-0-0 | | 1-0-0 |
| 20-2-0 | | 0-0-0 | 0-0-0 | | NON-CONFERENCE | | 2-1-0 | | 4-1-0 | | 14-0-0 |
| 17-0-0 | | 0-0-0 | 0-0-0 | | HOME | | 0-0-0 | | 4-0-0 | | 13-0-0 |
| 2-2-0 | | 0-0-0 | 0-0- | | AWAY | | 2-1-0 | | 0-1-0 | | 0-0-0 |
| 1-0-0 | | 0-0-0 | 0-0-0 | | NEUTRAL | | 0-0-0 | | 0-0-0 | | 1-0-0 |
| 10-8-0 | | 4-5-0 | 2-1-0 | | CONFERENCE | | 1-2-0 | | 3-0-0 | | 0-0-0 |
| 5-4-0 | | 3-3-0 | 2-1-0 | | HOME | | 0-0-0 | | 0-0-0 | | 0-0-0 |
| 5-4-0 | | 1-2-0 | 0-0-0 | | AWAY | | 1-2-0 | | 3-0-0 | | 0-0-0 |
| 0-0-0 | | 0-0-0 | 0-0-0 | | NEUTRAL | | 0-0-0 | | 0-0-0 | | 0-0-0 |
| RPI S | Opponent | Score | RPI S | Opponent | Score | RPI S | Opponent | Score | RPI S | Opponent | Score |
| 3 | H South Carolina | 0 4 | 36 | H Kentucky | 3 0 | 54 | A Tennessee | 1 2 | 102 | A Missouri | 17 7 |
| 3 | H South Carolina | 10 6 | 36 | H Kentucky | 0 3 | 54 | A Tennessee | 6 0 | 102 | A Missouri | 2 0 |
| 3 | H South Carolina | 6 3 | 36 | H Kentucky | 3 2 | 54 | A Tennessee | 3 5 | 102 | A Missouri | 8 6 |
| 13 | H Mississippi St. | 12 6 | | | | 86 | A Stanford | 4 1 | 124 | H San Diego | 8 4 |
| 13 | H Mississippi St. | 4 5 | | | | 86 | A Stanford | 1 4 | 124 | H San Diego | 13 6 |
| 13 | H Mississippi St. | 1 2 | | | | 86 | A Stanford | 5 2 | 124 | H San Diego | 17 1 |
| 14 | A LSU | 4 13 | | | | | | | 145 | A Middle Tenn. | 4 7 |
| 14 | A LSU | 9 7 | | | | | | | 145 | H Middle Tenn. | 7 4 |
| 14 | A LSU | 2 3 | | | | | | | 167 | H Central Ark. | 8 6 |
| | | | | | | | | | 171 | H Xavier | 5 2 |
| | | | | | | | | | 171 | H Xavier | 7 0 |
| | | | | | | | | | 171 | H Xavier | 14 3 |
| | | | | | | | | | 195 | H Ill.-Chicago | 6 5 |
| | | | | | | | | | 195 | H Ill.-Chicago | 9 0 |
| | | | | | | | | | 195 | H Ill.-Chicago | 20 8 |
| | | | | | | | | | 215 | H Radford | 13 4 |
| | | | | | | | | | 215 | H Radford | 12 0 |
| | | | | | | | | | 224 | H Lipscomb | 4 3 |
| | | | | | | | | | 225 | H Northern Ill. | 9 2 |
| | | | | | | | | | 227 | N Belmont | 8 2 |
| | | | | | | | | | 267 | H Eastern Ill. | 9 1 |
| | | | | | | | | | 273 | H UT Martin | 11 6 |
| | | | LAST 15 GAMES | | | | | | | | |
| | | | 54 | A Tennessee | 3 5 | 145 | H Middle Tenn. | 7 4 | | | |
| | | | 54 | A Tennessee | 1 2 | 14 | A LSU | 9 7 | | | |
| | | | 54 | A Tennessee | 6 0 | 14 | A LSU | 2 3 | | | |
| | | | 167 | H Central Ark. | 8 6 | | | | | | |
| | | | 36 | H Kentucky | 0 3 | | | | | | |

Non-Div. I Games:

Vanderbilt

| | | | | |
|----|---|----------|---|---|
| 36 | H | Kentucky | 3 | 2 |
| 36 | H | Kentucky | 3 | 0 |

V
a
n
d
e
r
b
i
l
l
t

V
a
n
d
e
r
b
i
l
l
t

| | | | | |
|-----|---|-------------|---|---|
| 79 | H | Western Ky. | 9 | 3 |
| 152 | A | Texas St. | 3 | 1 |

R
i
c
e

R
i
c
e

| Average RPI Win: | 111 | WON-LOST RECORD | WINNING PCT. RANK | LAST 15 GAMES | STRENGTH OF SCHEDULE | OPP. STRENGTH OF SCHEDULE | TEAM RPI | ADJ RPI | CONF. RPI | ADJ CONF. RPI | | |
|------------------|-----------------|-----------------|-------------------|------------------|----------------------|---------------------------|------------------|-------------|-----------|---------------|-------|---|
| DIV. I ONLY | | 29-12-0 | .70732 | 30 | 10-5-0 | 79 | 4 | 19 | .5819 | 19 | 4 | 4 |
| DIV. I NON-CONF. | | 15-8-0 | .65217 | 64 | 1-2-0 | 24 | 3 | 26 | .57751 | 26 | 4 | 4 |
| <hr/> | | | | | | | | | | | | |
| TOTALS | RPI 1-25 | RPI 26-50 | | W-L RECORDS | | RPI 51-100 | | RPI 101-150 | | RPI 150+ | | |
| 29-12-0 | 3-3-0 | 5-4-0 | | OVERALL | | 5-2-0 | | 10-3-0 | | 6-0-0 | | |
| 18-3-0 | 2-1-0 | 5-0-0 | | HOME | | 0-1-0 | | 8-1-0 | | 3-0-0 | | |
| 8-5-0 | 1-0-0 | 0-2-0 | | AWAY | | 3-1-0 | | 1-2-0 | | 3-0-0 | | |
| 3-4-0 | 0-2-0 | 0-2-0 | | NEUTRAL | | 2-0-0 | | 1-0-0 | | 0-0-0 | | |
| 15-8-0 | 1-2-0 | 5-4-0 | | NON-CONFERENCE | | 3-1-0 | | 3-1-0 | | 3-0-0 | | |
| 10-2-0 | 0-0-0 | 5-0-0 | | HOME | | 0-1-0 | | 2-1-0 | | 3-0-0 | | |
| 2-2-0 | 1-0-0 | 0-0- | | AWAY | | 1-0-0 | | 0-0-0 | | 0-0-0 | | |
| 3-4-0 | 0-2-0 | 0-2-0 | | NEUTRAL | | 2-0-0 | | 1-0-0 | | 0-0-0 | | |
| 14-4-0 | 2-1-0 | 0-0-0 | | CONFERENCE | | 2-1-0 | | 7-2-0 | | 3-0-0 | | |
| 8-1-0 | 2-1-0 | 0-0-0 | | HOME | | 0-0-0 | | 6-0-0 | | 0-0-0 | | |
| 6-3-0 | 0-0-0 | 0-0-0 | | AWAY | | 2-1-0 | | 1-2-0 | | 3-0-0 | | |
| 0-0-0 | 0-0-0 | 0-0-0 | | NEUTRAL | | 0-0-0 | | 0-0-0 | | 0-0-0 | | |
| RPI S | Opponent | Score | RPI S | Opponent | Score | RPI S | Opponent | Score | RPI S | Opponent | Score | |
| 5 A | Ole Miss | 5 1 | 34 H | Northwestern St. | 8 6 | 55 A | Southeastern La. | 9 7 | 106 H | Samford | 8 2 | |
| 5 N | Ole Miss | 2 6 | 34 H | Northwestern St. | 15 5 | 55 H | Southeastern La. | 2 4 | 106 H | Samford | 6 3 | |
| 13 N | Mississippi St. | 5 13 | 34 H | Northwestern St. | 8 5 | 72 N | Michigan St. | 2 0 | 106 H | Samford | 8 10 | |
| 18 H | Rice | 2 1 | 38 A | Tulane | 0 12 | 82 N | Troy | 6 2 | 108 N | Auburn | 3 1 | |
| 18 H | Rice | 2 1 | 38 N | Tulane | 7 12 | 99 A | Marshall | 3 2 | 116 A | UAB | 3 5 | |
| 18 H | Rice | 3 4 | 39 A | South Ala. | 3 9 | 99 A | Marshall | 14 4 | 116 A | UAB | 7 8 | |
| | | | 39 N | South Ala. | 2 4 | 99 A | Marshall | 8 10 | 116 A | UAB | 11 0 | |
| | | | 41 H | Alabama | 9 2 | | | | 141 H | UTSA | 11 2 | |
| | | | 42 H | New Orleans | 7 4 | | | | 141 H | UTSA | 6 5 | |
| | | | | | | | | | 141 H | UTSA | 13 2 | |
| | | | | | | | | | 145 H | Middle Tenn. | 9 5 | |
| | | | | | | | | | 145 H | Middle Tenn. | 12 11 | |
| | | | | | | | | | 145 H | Middle Tenn. | 6 4 | |
| | | | | | | | | | 166 A | Charlotte | 16 6 | |
| | | | | | | | | | 166 A | Charlotte | 9 1 | |
| | | | | | | | | | 166 A | Charlotte | 9 6 | |
| | | | | | | | | | 267 H | Eastern Ill. | 18 1 | |
| | | | | | | | | | 267 H | Eastern Ill. | 6 4 | |
| | | | | | | | | | 267 H | Eastern Ill. | 6 1 | |
| | | | LAST 15 GAMES | | | | | | | | | |
| | | | 18 H | Rice | 2 1 | 5 A | Ole Miss | 5 1 | | | | |
| | | | 18 H | Rice | 3 4 | 145 H | Middle Tenn. | 12 11 | | | | |
| | | | 18 H | Rice | 2 1 | 145 H | Middle Tenn. | 9 5 | | | | |
| | | | 38 A | Tulane | 0 12 | | | | | | | |
| | | | 116 A | UAB | 11 0 | | | | | | | |

Non-Div. I Games:

Southern Miss.

| | | |
|-----------|---|---|
| 116 A UAB | 7 | 8 |
| 116 A UAB | 3 | 5 |

S
o
u
t
h
e
r
n
M
i
s
s
.

S
o
u
t
h
e
r
n
M
i
s
s
.

| | | | | | | | | | | | | |
|-------------------|----------|-----------|-----------|----------------|-------------|------------------|-------|-------------|--------|------------------|-------|----|
| Average RPI Win: | 162 | WON-LOST | WINNING | LAST 15 | STRENGTH OF | OPP. STRENGTH | TEAM | ADJ | CONF. | ADJ CONF. | | |
| Average RPI Loss: | 87 | RECORD | PCT. RANK | GAMES | SCHEDULE | OF SCHEDULE | RPI | RPI | RPI | RPI | | |
| DIV. I ONLY | | 27-9-0 | .75 | 9 | 11-4-0 | 86 | 144 | 20 | .58188 | 20 | 19 | 19 |
| DIV. I NON-CONF. | | 22-8-0 | .73333 | 33 | 6-3-0 | 80 | 97 | 16 | .58802 | 16 | 18 | 18 |
| <hr/> | | | | | | | | | | | | |
| TOTALS | RPI 1-25 | RPI 26-50 | | W-L RECORDS | | RPI 51-100 | | RPI 101-150 | | RPI 150+ | | |
| 27-9-0 | 0-0-0 | 2-1-0 | | OVERALL | | 3-6-0 | | 8-1-0 | | 14-1-0 | | |
| 19-2-0 | 0-0-0 | 0-0-0 | | HOME | | 3-1-0 | | 5-1-0 | | 11-0-0 | | |
| 8-7-0 | 0-0-0 | 2-1-0 | | AWAY | | 0-5-0 | | 3-0-0 | | 3-1-0 | | |
| 0-0-0 | 0-0-0 | 0-0-0 | | NEUTRAL | | 0-0-0 | | 0-0-0 | | 0-0-0 | | |
| 22-8-0 | 0-0-0 | 2-1-0 | | NON-CONFERENCE | | 3-6-0 | | 6-0-0 | | 11-1-0 | | |
| 14-1-0 | 0-0-0 | 0-0-0 | | HOME | | 3-1-0 | | 3-0-0 | | 8-0-0 | | |
| 8-7-0 | 0-0-0 | 2-0- | | AWAY | | 0-5-0 | | 3-0-0 | | 3-1-0 | | |
| 0-0-0 | 0-0-0 | 0-0-0 | | NEUTRAL | | 0-0-0 | | 0-0-0 | | 0-0-0 | | |
| 5-1-0 | 0-0-0 | 0-0-0 | | CONFERENCE | | 0-0-0 | | 2-1-0 | | 3-0-0 | | |
| 5-1-0 | 0-0-0 | 0-0-0 | | HOME | | 0-0-0 | | 2-1-0 | | 3-0-0 | | |
| 0-0-0 | 0-0-0 | 0-0-0 | | AWAY | | 0-0-0 | | 0-0-0 | | 0-0-0 | | |
| 0-0-0 | 0-0-0 | 0-0-0 | | NEUTRAL | | 0-0-0 | | 0-0-0 | | 0-0-0 | | |
| <hr/> | | | | | | | | | | | | |
| RPI | S | Opponent | Score | RPI | S | Opponent | Score | RPI | S | Opponent | Score | |
| 43 | A | BYU | 4 13 | 61 | H | Jacksonville | 3 4 | 111 | H | Seton Hall | 4 5 | |
| 43 | A | BYU | 10 2 | 61 | H | Jacksonville | 2 1 | 111 | H | Seton Hall | 7 1 | |
| 43 | A | BYU | 8 5 | 61 | H | Jacksonville | 4 0 | 111 | H | Seton Hall | 3 1 | |
| | | | | 80 | A | Fresno St. | 3 7 | 116 | H | UAB | 3 1 | |
| | | | | 80 | A | Fresno St. | 1 2 | 116 | H | UAB | 4 3 | |
| | | | | 80 | A | Fresno St. | 1 2 | 116 | H | UAB | 2 1 | |
| | | | | 85 | A | Nebraska | 2 8 | 149 | A | Stetson | 7 5 | |
| | | | | 85 | H | Nebraska | 4 3 | 149 | A | Stetson | 5 1 | |
| | | | | 92 | A | Arkansas | 2 6 | 149 | A | Stetson | 4 1 | |
| | | | | | | | | 151 | A | Kansas St. | 2 8 | |
| | | | | | | | | 151 | H | Kansas St. | 5 4 | |
| | | | | | | | | 168 | H | Stony Brook | 4 0 | |
| | | | | | | | | 168 | H | Stony Brook | 5 4 | |
| | | | | | | | | 168 | H | Stony Brook | 4 0 | |
| | | | | | | | | 204 | A | Murray St. | 10 5 | |
| | | | | | | | | 204 | A | Murray St. | 9 4 | |
| | | | | | | | | 204 | A | Murray St. | 7 2 | |
| | | | | | | | | 209 | H | South Dakota St. | 6 5 | |
| | | | | | | | | 249 | H | North Dakota | 7 1 | |
| | | | | | | | | 249 | H | North Dakota | 7 1 | |
| | | | | | | | | 249 | H | North Dakota | 5 0 | |
| | | | | | | | | 280 | H | Butler | 2 1 | |
| | | | | | | | | 280 | H | Butler | 6 4 | |
| | | | | | | | | 280 | H | Butler | 4 3 | |
| LAST 15 GAMES | | | | | | | | | | | | |
| 43 | A | BYU | 8 5 | 209 | H | South Dakota St. | 6 5 | 280 | H | Butler | 6 4 | |
| 43 | A | BYU | 10 2 | 85 | H | Nebraska | 4 3 | 280 | H | Butler | 4 3 | |
| 43 | A | BYU | 4 13 | 111 | H | Seton Hall | 4 5 | | | | | |
| 92 | A | Arkansas | 2 6 | | | | | | | | | |
| 280 | H | Butler | 4 3 | | | | | | | | | |

Non-Div. I Games:

Creighton

| | | |
|--------------|---|---|
| 280 H Butler | 6 | 4 |
| 280 H Butler | 2 | 1 |

C
r
e
i
g
h
t
o
n

C
r
e
i
g
h
t
o
n

TCU

| Average RPI Win: 119 | | WON-LOST | WINNING | LAST 15 | STRENGTH OF | OPP. STRENGTH | TEAM | ADJ | CONF. | ADJ CONF. | | |
|----------------------|---------------|----------|---------------|----------------|-------------|---------------|------------------|-------------|--------|---------------------|-------|---|
| Average RPI Loss: 88 | | RECORD | PCT. RANK | GAMES | SCHEDULE | OF SCHEDULE | RPI | RPI | RPI | RPI | | |
| DIV. I ONLY | | 28-10-0 | .73684 | 16 | 10-5-0 | 83 | 47 | 21 | .58084 | 21 | 5 | 5 |
| DIV. I NON-CONF. | | 18-5-0 | .78261 | 18 | 4-2-0 | 67 | 39 | 20 | .58401 | 20 | 5 | 5 |
| TOTALS | | RPI 1-25 | RPI 26-50 | | W-L RECORDS | RPI 51-100 | | RPI 101-150 | | RPI 150+ | | |
| 28-10-0 | 4-2-0 | | 0-1-0 | OVERALL | | 5-2-0 | | 11-4-0 | | 8-1-0 | | |
| 16-5-0 | 0-0-0 | | 0-1-0 | HOME | | 4-2-0 | | 9-2-0 | | 3-0-0 | | |
| 9-5-0 | 2-2-0 | | 0-0-0 | AWAY | | 0-0-0 | | 2-2-0 | | 5-1-0 | | |
| 3-0-0 | 2-0-0 | | 0-0-0 | NEUTRAL | | 1-0-0 | | 0-0-0 | | 0-0-0 | | |
| 18-5-0 | 3-0-0 | | 0-1-0 | NON-CONFERENCE | | 5-2-0 | | 4-2-0 | | 6-0-0 | | |
| 10-5-0 | 0-0-0 | | 0-1-0 | HOME | | 4-2-0 | | 3-2-0 | | 3-0-0 | | |
| 5-0-0 | 1-0-0 | | 0-0-0 | AWAY | | 0-0-0 | | 1-0-0 | | 3-0-0 | | |
| 3-0-0 | 2-0-0 | | 0-0-0 | NEUTRAL | | 1-0-0 | | 0-0-0 | | 0-0-0 | | |
| 10-5-0 | 1-2-0 | | 0-0-0 | CONFERENCE | | 0-0-0 | | 7-2-0 | | 2-1-0 | | |
| 6-0-0 | 0-0-0 | | 0-0-0 | HOME | | 0-0-0 | | 6-0-0 | | 0-0-0 | | |
| 4-5-0 | 1-2-0 | | 0-0-0 | AWAY | | 0-0-0 | | 1-2-0 | | 2-1-0 | | |
| 0-0-0 | 0-0-0 | | 0-0-0 | NEUTRAL | | 0-0-0 | | 0-0-0 | | 0-0-0 | | |
| RPI S | Opponent | Score | RPI S | Opponent | Score | RPI S | Opponent | Score | RPI S | Opponent | Score | |
| 12 N | La.-Lafayette | 7 1 | 40 H | Dallas Baptist | 1 9 | 51 H | Gonzaga | 10 2 | 104 A | Texas | 9 5 | |
| 18 A | Rice | 6 4 | | | | 51 H | Gonzaga | 3 4 | 104 A | Texas | 0 2 | |
| 18 N | Rice | 10 0 | | | | 51 H | Gonzaga | 16 1 | 104 A | Texas | 3 4 | |
| 25 A | Oklahoma St. | 7 11 | | | | 78 N | Houston | 10 1 | 108 H | Oklahoma | 12 2 | |
| 25 A | Oklahoma St. | 0 9 | | | | 97 H | Loyola Marymount | 1 0 | 108 H | Oklahoma | 2 0 | |
| 25 A | Oklahoma St. | 11 6 | | | | 97 H | Loyola Marymount | 3 5 | 108 H | Oklahoma | 11 3 | |
| | | | | | | 97 H | Loyola Marymount | 5 0 | 114 A | UT Arlington | 17 4 | |
| | | | | | | | | | 114 H | UT Arlington | 3 4 | |
| | | | | | | | | | 114 H | UT Arlington | 5 1 | |
| | | | | | | | | | 119 H | West Virginia | 10 6 | |
| | | | | | | | | | 119 H | West Virginia | 7 1 | |
| | | | | | | | | | 119 H | West Virginia | 14 2 | |
| | | | | | | | | | 121 H | Southern California | 12 11 | |
| | | | | | | | | | 121 H | Southern California | 8 3 | |
| | | | | | | | | | 121 H | Southern California | 6 16 | |
| | | | | | | | | | 164 A | Wichita St. | 17 6 | |
| | | | | | | | | | 164 A | Wichita St. | 12 5 | |
| | | | | | | | | | 164 A | Wichita St. | 3 0 | |
| | | | | | | | | | 194 A | Kansas | 3 4 | |
| | | | | | | | | | 194 A | Kansas | 8 0 | |
| | | | | | | | | | 194 A | Kansas | 14 6 | |
| | | | | | | | | | 203 H | Abilene Christian | 6 4 | |
| | | | | | | | | | 274 H | UTRGV | 13 0 | |
| | | | | | | | | | 276 H | Ark.-Pine Bluff | 17 3 | |
| | | | LAST 15 GAMES | | | | | | | | | |
| | | | 25 A | Oklahoma St. | 7 11 | 194 A | Kansas | 14 6 | | | | |
| | | | 25 A | Oklahoma St. | 11 6 | 194 A | Kansas | 8 0 | | | | |
| | | | 25 A | Oklahoma St. | 0 9 | 194 A | Kansas | 3 4 | | | | |
| | | | 108 H | Oklahoma | 2 0 | | | | | | | |
| | | | 108 H | Oklahoma | 12 2 | | | | | | | |

Non-Div. I Games:

TCU

| | | | | |
|-----|---|----------------|----|---|
| 108 | H | Oklahoma | 11 | 3 |
| 40 | H | Dallas Baptist | 1 | 9 |

T
C
U

T
C
U

| Average RPI Win: 133 | | WON-LOST | WINNING | LAST 15 | STRENGTH OF | | OPP. STRENGTH | TEAM | ADJ | CONF. | ADJ CONF. |
|----------------------|--------------------|----------|-----------|--------------------|----------------|-------|---------------|-------|-------------|---------------|-----------|
| Average RPI Loss: 36 | | RECORD | PCT. RANK | GAMES | SCHEDULE | | OF SCHEDULE | RPI | RPI | RPI | RPI |
| DIV. I ONLY | | 27-13-0 | .675 | 37 | 7-8-0 | | 37 | 16 | 22 | .5807 | 22 |
| DIV. I NON-CONF. | | 17-3-0 | .85 | 7 | 3-2-0 | | 115 | 141 | 19 | .58409 | 19 |
| TOTALS | | RPI 1-25 | RPI 26-50 | | W-L RECORDS | | RPI 51-100 | | RPI 101-150 | | RPI 150+ |
| 27-13-0 | | 5-7-0 | 1-2-0 | | OVERALL | | 2-2-0 | | 7-2-0 | | 12-0-0 |
| 17-7-0 | | 1-2-0 | 0-1-0 | | HOME | | 2-2-0 | | 4-2-0 | | 10-0-0 |
| 10-6-0 | | 4-5-0 | 1-1-0 | | AWAY | | 0-0-0 | | 3-0-0 | | 2-0-0 |
| 0-0-0 | | 0-0-0 | 0-0-0 | | NEUTRAL | | 0-0-0 | | 0-0-0 | | 0-0-0 |
| 17-3-0 | | 0-0-0 | 0-1-0 | | NON-CONFERENCE | | 1-0-0 | | 7-2-0 | | 9-0-0 |
| 12-3-0 | | 0-0-0 | 0-1-0 | | HOME | | 1-0-0 | | 4-2-0 | | 7-0-0 |
| 5-0-0 | | 0-0-0 | 0-0-0 | | AWAY | | 0-0-0 | | 3-0-0 | | 2-0-0 |
| 0-0-0 | | 0-0-0 | 0-0-0 | | NEUTRAL | | 0-0-0 | | 0-0-0 | | 0-0-0 |
| 10-10-0 | | 5-7-0 | 1-1-0 | | CONFERENCE | | 1-2-0 | | 0-0-0 | | 3-0-0 |
| 5-4-0 | | 1-2-0 | 0-0-0 | | HOME | | 1-2-0 | | 0-0-0 | | 3-0-0 |
| 5-6-0 | | 4-5-0 | 1-1-0 | | AWAY | | 0-0-0 | | 0-0-0 | | 0-0-0 |
| 0-0-0 | | 0-0-0 | 0-0-0 | | NEUTRAL | | 0-0-0 | | 0-0-0 | | 0-0-0 |
| RPI S | Opponent | Score | RPI S | Opponent | Score | RPI S | Opponent | Score | RPI S | Opponent | Score |
| 6 A | Florida St. | 9 14 | 28 H | Georgia | 1 3 | 64 H | Duke | 3 2 | 105 A | Mercer | 6 5 |
| 6 A | Florida St. | 2 8 | 33 A | Pittsburgh | 6 3 | 64 H | Duke | 4 10 | 105 H | Mercer | 8 9 |
| 6 A | Florida St. | 3 8 | 33 A | Pittsburgh | 6 13 | 64 H | Duke | 13 14 | 108 A | Auburn | 4 1 |
| 8 H | North Carolina St. | 6 15 | | | | 88 H | VCU | 9 1 | 108 H | Auburn | 3 14 |
| 8 H | North Carolina St. | 16 7 | | | | | | | 110 H | Western Caro. | 14 3 |
| 8 H | North Carolina St. | 3 8 | | | | | | | 110 H | Western Caro. | 4 3 |
| 10 A | Clemson | 7 5 | | | | | | | 110 H | Western Caro. | 5 4 |
| 10 A | Clemson | 7 8 | | | | | | | 126 A | Ga. Southern | 6 5 |
| 10 A | Clemson | 16 1 | | | | | | | 126 H | Ga. Southern | 6 1 |
| 16 A | North Carolina | 0 8 | | | | | | | 184 A | Kennesaw St. | 13 2 |
| 16 A | North Carolina | 3 2 | | | | | | | 184 H | Kennesaw St. | 4 2 |
| 16 A | North Carolina | 6 0 | | | | | | | 200 H | Virginia Tech | 8 3 |
| | | | | | | | | | 200 H | Virginia Tech | 14 4 |
| | | | | | | | | | 200 H | Virginia Tech | 16 8 |
| | | | | | | | | | 205 H | UMBC | 6 1 |
| | | | | | | | | | 205 H | UMBC | 4 1 |
| | | | | | | | | | 205 H | UMBC | 9 2 |
| | | | | | | | | | 235 A | Georgia St. | 11 5 |
| | | | | | | | | | 235 H | Georgia St. | 11 6 |
| | | | | | | | | | 255 H | Western Mich. | 13 0 |
| | | | | | | | | | 256 H | Purdue | 5 2 |
| LAST 15 GAMES | | | | | | | | | | | |
| 10 A | Clemson | 7 5 | 8 H | North Carolina St. | 3 8 | | | | | | |
| 10 A | Clemson | 16 1 | 28 H | Georgia | 1 3 | | | | | | |
| 10 A | Clemson | 7 8 | 33 A | Pittsburgh | 6 13 | | | | | | |
| 235 A | Georgia St. | 11 5 | | | | | | | | | |
| 105 H | Mercer | 8 9 | | | | | | | | | |

Non-Div. I Games:

Georgia Tech

| | | |
|------------------------|----|----|
| 8 H North Carolina St. | 16 | 7 |
| 8 H North Carolina St. | 6 | 15 |

G
e
o
r
g
i
a
T
e
c
h

G
e
o
r
g
i
a
T
e
c
h

| Average RPI Win: 146 | | WON-LOST RECORD | | WINNING PCT. RANK | | LAST 15 GAMES | | STRENGTH OF SCHEDULE | | OPP. STRENGTH OF SCHEDULE | | TEAM RPI | | ADJ RPI | | CONF. RPI | | ADJ CONF. RPI | |
|----------------------|----------|-----------------|---|-------------------|------------------|----------------|---|----------------------|------------------|---------------------------|----|----------|------------------|-----------|----|-----------|--|---------------|--|
| DIV. I ONLY | | 23-11-0 | | .67647 35 | | 12-2-0 | | 73 | | 147 | | 23 | | .57712 23 | | 6 | | 6 | |
| DIV. I NON-CONF. | | 14-9-0 | | .6087 82 | | 3-0-0 | | 38 | | 241 | | 31 | | .57516 31 | | 6 | | 6 | |
| TOTALS | | RPI 1-25 | | RPI 26-50 | | W-L RECORDS | | RPI 51-100 | | RPI 101-150 | | RPI 150+ | | | | | | | |
| 23-11-0 | | 2-0-0 | | 0-1-0 | | OVERALL | | 7-6-0 | | 2-0-0 | | 12-4-0 | | | | | | | |
| 7-2-0 | | 0-0-0 | | 0-0-0 | | HOME | | 4-2-0 | | 0-0-0 | | 3-0-0 | | | | | | | |
| 13-8-0 | | 2-0-0 | | 0-0-0 | | AWAY | | 3-4-0 | | 0-0-0 | | 8-4-0 | | | | | | | |
| 3-1-0 | | 0-0-0 | | 0-1-0 | | NEUTRAL | | 0-0-0 | | 2-0-0 | | 1-0-0 | | | | | | | |
| 14-9-0 | | 0-0-0 | | 0-1-0 | | NON-CONFERENCE | | 3-4-0 | | 2-0-0 | | 9-4-0 | | | | | | | |
| 3-0-0 | | 0-0-0 | | 0-0-0 | | HOME | | 0-0-0 | | 0-0-0 | | 3-0-0 | | | | | | | |
| 8-8-0 | | 0-0-0 | | 0-0- | | AWAY | | 3-4-0 | | 0-0-0 | | 5-4-0 | | | | | | | |
| 3-1-0 | | 0-0-0 | | 0-1-0 | | NEUTRAL | | 0-0-0 | | 2-0-0 | | 1-0-0 | | | | | | | |
| 9-2-0 | | 2-0-0 | | 0-0-0 | | CONFERENCE | | 4-2-0 | | 0-0-0 | | 3-0-0 | | | | | | | |
| 4-2-0 | | 0-0-0 | | 0-0-0 | | HOME | | 4-2-0 | | 0-0-0 | | 0-0-0 | | | | | | | |
| 5-0-0 | | 2-0-0 | | 0-0-0 | | AWAY | | 0-0-0 | | 0-0-0 | | 3-0-0 | | | | | | | |
| 0-0-0 | | 0-0-0 | | 0-0-0 | | NEUTRAL | | 0-0-0 | | 0-0-0 | | 0-0-0 | | | | | | | |
| RPI S | Opponent | Score | | RPI S | Opponent | Score | | RPI S | Opponent | Score | | RPI S | Opponent | Score | | | | | |
| 23 A | Michigan | 8 | 1 | 48 N | Oregon St. | 7 | 8 | 57 H | Maryland | 2 | 4 | 133 N | Utah | 6 | 1 | | | | |
| 23 A | Michigan | 5 | 3 | | | | | 57 H | Maryland | 9 | 5 | 133 N | Utah | 9 | 3 | | | | |
| | | | | | | | | 57 H | Maryland | 6 | 4 | 156 A | Utah Valley | 2 | 3 | | | | |
| | | | | | | | | 89 A | Missouri St. | 12 | 5 | 156 A | Utah Valley | 13 | 5 | | | | |
| | | | | | | | | 89 A | Missouri St. | 7 | 5 | 156 A | Utah Valley | 6 | 15 | | | | |
| | | | | | | | | 89 A | Missouri St. | 4 | 5 | 156 N | Utah Valley | 8 | 2 | | | | |
| | | | | | | | | 91 H | Iowa | 4 | 1 | 162 A | Campbell | 3 | 1 | | | | |
| | | | | | | | | 91 H | Iowa | 3 | 6 | 162 A | Campbell | 7 | 11 | | | | |
| | | | | | | | | 91 H | Iowa | 6 | 3 | 162 A | Campbell | 7 | 5 | | | | |
| | | | | | | | | 95 A | Seattle | 1 | 4 | 181 H | North Dakota St. | 10 | 0 | | | | |
| | | | | | | | | 95 A | Seattle | 3 | 13 | 209 H | South Dakota St. | 7 | 3 | | | | |
| | | | | | | | | 95 A | Seattle | 4 | 5 | 225 H | Northern Ill. | 12 | 10 | | | | |
| | | | | | | | | 95 A | Seattle | 12 | 2 | 235 A | Georgia St. | 3 | 4 | | | | |
| | | | | | | | | | | | | 235 A | Georgia St. | 3 | 0 | | | | |
| | | | | | | | | | | | | 235 A | Georgia St. | 11 | 6 | | | | |
| | | | | | | | | | | | | 251 A | Northwestern | 6 | 5 | | | | |
| | | | | | | | | | | | | 251 A | Northwestern | 10 | 1 | | | | |
| | | | | | | | | | | | | 251 A | Northwestern | 8 | 0 | | | | |
| | | | | LAST 15 GAMES | | | | | | | | | | | | | | | |
| | | | | 251 A | Northwestern | 8 | 0 | 209 H | South Dakota St. | 7 | 3 | | | | | | | | |
| | | | | 251 A | Northwestern | 10 | 1 | 23 A | Michigan | 5 | 3 | | | | | | | | |
| | | | | 251 A | Northwestern | 6 | 5 | 23 A | Michigan | 8 | 1 | | | | | | | | |
| | | | | 181 H | North Dakota St. | 10 | 0 | | | | | | | | | | | | |
| | | | | 57 H | Maryland | 6 | 4 | | | | | | | | | | | | |

Non-Div. I Games: Saint Mary's (MN) 9 1 Augsburg 10 3

Minnesota

| | | |
|---------------|---|---|
| 57 H Maryland | 2 | 4 |
| 57 H Maryland | 9 | 5 |

M
i
n
n
e
s
o
t
a

M
i
n
n
e
s
o
t
a

| Average RPI Win: 170 | | WON-LOST | WINNING | LAST 15 | STRENGTH OF | | OPP. STRENGTH | TEAM | ADJ | CONF. | ADJ CONF. |
|----------------------|--------------|----------|---------------|------------|----------------|-------|---------------|-------|-------------|----------------|-----------|
| Average RPI Loss: 78 | | RECORD | PCT. RANK | GAMES | SCHEDULE | | OF SCHEDULE | RPI | RPI | RPI | RPI |
| DIV. I ONLY | | 28-10-0 | .73684 | 16 | 10-5-0 | | 121 | 121 | 23 | .57712 | 23 |
| DIV. I NON-CONF. | | 20-6-0 | .76923 | 24 | 3-1-0 | | 150 | 143 | 18 | .58489 | 18 |
| TOTALS | | RPI 1-25 | RPI 26-50 | | W-L RECORDS | | RPI 51-100 | | RPI 101-150 | | RPI 150+ |
| 28-10-0 | | 1-4-0 | 1-1-0 | | OVERALL | | 5-3-0 | | 1-1-0 | | 20-1-0 |
| 11-2-0 | | 0-2-0 | 0-0-0 | | HOME | | 3-0-0 | | 0-0-0 | | 8-0-0 |
| 12-8-0 | | 1-2-0 | 1-1-0 | | AWAY | | 2-3-0 | | 0-1-0 | | 8-1-0 |
| 5-0-0 | | 0-0-0 | 0-0-0 | | NEUTRAL | | 0-0-0 | | 1-0-0 | | 4-0-0 |
| 20-6-0 | | 1-2-0 | 1-1-0 | | NON-CONFERENCE | | 0-1-0 | | 1-1-0 | | 17-1-0 |
| 8-0-0 | | 0-0-0 | 0-0-0 | | HOME | | 0-0-0 | | 0-0-0 | | 8-0-0 |
| 7-6-0 | | 1-2-0 | 1-0- | | AWAY | | 0-1-0 | | 0-1-0 | | 5-1-0 |
| 5-0-0 | | 0-0-0 | 0-0-0 | | NEUTRAL | | 0-0-0 | | 1-0-0 | | 4-0-0 |
| 8-4-0 | | 0-2-0 | 0-0-0 | | CONFERENCE | | 5-2-0 | | 0-0-0 | | 3-0-0 |
| 3-2-0 | | 0-2-0 | 0-0-0 | | HOME | | 3-0-0 | | 0-0-0 | | 0-0-0 |
| 5-2-0 | | 0-0-0 | 0-0-0 | | AWAY | | 2-2-0 | | 0-0-0 | | 3-0-0 |
| 0-0-0 | | 0-0-0 | 0-0-0 | | NEUTRAL | | 0-0-0 | | 0-0-0 | | 0-0-0 |
| RPI S | Opponent | Score | RPI S | Opponent | Score | RPI S | Opponent | Score | RPI S | Opponent | Score |
| 23 H | Minnesota | 3 5 | 44 A | California | 5 0 | 62 A | Cal Poly | 1 5 | 118 N | Saint Joseph's | 5 1 |
| 23 H | Minnesota | 1 8 | 45 A | Notre Dame | 5 9 | 72 A | Michigan St. | 5 11 | 148 A | Santa Clara | 3 5 |
| 25 A | Oklahoma St. | 4 5 | | | | 85 H | Nebraska | 10 6 | 176 H | Eastern Mich. | 19 3 |
| 25 A | Oklahoma St. | 3 6 | | | | 85 H | Nebraska | 7 2 | 182 A | Hawaii | 9 4 |
| 25 A | Oklahoma St. | 4 2 | | | | 85 H | Nebraska | 6 1 | 182 A | Hawaii | 5 3 |
| | | | | | | 91 A | Iowa | 8 4 | 182 A | Hawaii | 5 4 |
| | | | | | | 91 A | Iowa | 12 9 | 182 A | Hawaii | 6 0 |
| | | | | | | 91 A | Iowa | 3 8 | 191 N | Canisius | 6 2 |
| | | | | | | | | | 191 N | Canisius | 3 0 |
| | | | | | | | | | 191 N | Canisius | 9 3 |
| | | | | | | | | | 191 N | Canisius | 9 0 |
| | | | | | | | | | 195 H | Ill.-Chicago | 5 0 |
| | | | | | | | | | 195 H | Ill.-Chicago | 5 4 |
| | | | | | | | | | 195 H | Ill.-Chicago | 10 4 |
| | | | | | | | | | 195 H | Ill.-Chicago | 10 2 |
| | | | | | | | | | 196 A | San Jose St. | 6 5 |
| | | | | | | | | | 234 H | Toledo | 2 1 |
| | | | | | | | | | 251 A | Northwestern | 10 4 |
| | | | | | | | | | 251 A | Northwestern | 12 3 |
| | | | | | | | | | 251 A | Northwestern | 11 9 |
| | | | | | | | | | 254 H | Bowling Green | 5 0 |
| | | | | | | | | | 262 A | UC Davis | 3 4 |
| | | | | | | | | | 263 H | Central Mich. | 9 7 |
| | | | LAST 15 GAMES | | | | | | | | |
| | | | 91 A | Iowa | 3 8 | 176 H | Eastern Mich. | 19 3 | | | |
| | | | 91 A | Iowa | 12 9 | 72 A | Michigan St. | 5 11 | | | |
| | | | 91 A | Iowa | 8 4 | 23 H | Minnesota | 3 5 | | | |
| | | | 234 H | Toledo | 2 1 | | | | | | |
| | | | 85 H | Nebraska | 6 1 | | | | | | |

Non-Div. I Games:

Michigan

| | | | | |
|----|---|----------|----|---|
| 85 | H | Nebraska | 7 | 2 |
| 85 | H | Nebraska | 10 | 6 |

M
i
c
h
i
g
a
n

M
i
c
h
i
g
a
n

| Average RPI Win: | | 125 | WON-LOST | | WINNING | | LAST 15 | | STRENGTH OF | | OPP. STRENGTH | | TEAM | ADJ | | CONF. | ADJ CONF. | |
|-------------------|---|----------------|----------|-----------|-----------|----------------|---------|----------------|-------------|-------------|---------------|----------|------|-------------------------|----|-------|-----------|--|
| Average RPI Loss: | | 57 | RECORD | | PCT. RANK | | GAMES | | SCHEDULE | | OF SCHEDULE | | RPI | RPI | | RPI | RPI | |
| DIV. I ONLY | | | 25-14-0 | | .64103 | | 56 | | 8-7-0 | | 30 | | 43 | | 25 | | .57643 | |
| DIV. I NON-CONF. | | | 15-8-0 | | .65217 | | 64 | | 1-1-0 | | 42 | | 48 | | 38 | | .56786 | |
| TOTALS | | RPI 1-25 | | RPI 26-50 | | W-L RECORDS | | RPI 51-100 | | RPI 101-150 | | RPI 150+ | | | | | | |
| 25-14-0 | | 4-8-0 | | 1-0-0 | | OVERALL | | 4-2-0 | | 7-4-0 | | 9-0-0 | | | | | | |
| 12-7-0 | | 4-5-0 | | 0-0-0 | | HOME | | 3-2-0 | | 0-0-0 | | 5-0-0 | | | | | | |
| 12-6-0 | | 0-3-0 | | 1-0-0 | | AWAY | | 1-0-0 | | 6-3-0 | | 4-0-0 | | | | | | |
| 1-1-0 | | 0-0-0 | | 0-0-0 | | NEUTRAL | | 0-0-0 | | 1-1-0 | | 0-0-0 | | | | | | |
| 15-8-0 | | 2-4-0 | | 1-0-0 | | NON-CONFERENCE | | 4-2-0 | | 2-2-0 | | 6-0-0 | | | | | | |
| 10-3-0 | | 2-1-0 | | 0-0-0 | | HOME | | 3-2-0 | | 0-0-0 | | 5-0-0 | | | | | | |
| 4-4-0 | | 0-3-0 | | 1-0- | | AWAY | | 1-0-0 | | 1-1-0 | | 1-0-0 | | | | | | |
| 1-1-0 | | 0-0-0 | | 0-0-0 | | NEUTRAL | | 0-0-0 | | 1-1-0 | | 0-0-0 | | | | | | |
| 10-6-0 | | 2-4-0 | | 0-0-0 | | CONFERENCE | | 0-0-0 | | 5-2-0 | | 3-0-0 | | | | | | |
| 2-4-0 | | 2-4-0 | | 0-0-0 | | HOME | | 0-0-0 | | 0-0-0 | | 0-0-0 | | | | | | |
| 8-2-0 | | 0-0-0 | | 0-0-0 | | AWAY | | 0-0-0 | | 5-2-0 | | 3-0-0 | | | | | | |
| 0-0-0 | | 0-0-0 | | 0-0-0 | | NEUTRAL | | 0-0-0 | | 0-0-0 | | 0-0-0 | | | | | | |
| RPI | S | Opponent | | Score | | RPI | S | Opponent | | Score | | RPI | S | Opponent | | Score | | |
| 15 | H | Texas Tech | | 5 15 | | 40 | A | Dallas Baptist | | 7 6 | | 70 | H | Oral Roberts | | 0 4 | | |
| 15 | H | Texas Tech | | 1 5 | | | | | | | | 89 | A | Missouri St. | | 6 5 | | |
| 15 | H | Texas Tech | | 2 8 | | | | | | | | 92 | H | Arkansas | | 5 4 | | |
| 16 | A | North Carolina | | 1 2 | | | | | | | | 98 | H | Indiana St. | | 9 2 | | |
| 16 | A | North Carolina | | 3 4 | | | | | | | | 98 | H | Indiana St. | | 1 0 | | |
| 16 | A | North Carolina | | 6 7 | | | | | | | | 98 | H | Indiana St. | | 0 2 | | |
| 21 | H | TCU | | 9 0 | | | | | | | | | | 127 A Baylor | | 6 2 | | |
| 21 | H | TCU | | 6 11 | | | | | | | | | | 127 A Baylor | | 3 1 | | |
| 21 | H | TCU | | 11 7 | | | | | | | | | | 127 A Baylor | | 10 7 | | |
| 23 | H | Michigan | | 5 4 | | | | | | | | | | 144 N SFA | | 4 5 | | |
| 23 | H | Michigan | | 6 3 | | | | | | | | | | 144 N SFA | | 8 2 | | |
| 23 | H | Michigan | | 2 4 | | | | | | | | | | 151 A Kansas St. | | 5 4 | | |
| | | | | | | | | | | | | | | 151 A Kansas St. | | 2 1 | | |
| | | | | | | | | | | | | | | 151 A Kansas St. | | 5 4 | | |
| | | | | | | | | | | | | | | 164 A Wichita St. | | 17 0 | | |
| | | | | | | | | | | | | | | 203 H Abilene Christian | | 8 2 | | |
| | | | | | | | | | | | | | | 203 H Abilene Christian | | 8 4 | | |
| | | | | | | | | | | | | | | 203 H Abilene Christian | | 16 0 | | |
| | | | | | | | | | | | | | | 264 H Incarnate Word | | 7 1 | | |
| | | | | | | | | | | | | | | 264 H Incarnate Word | | 3 2 | | |
| LAST 15 GAMES | | | | | | | | | | | | | | | | | | |
| | | | | | | | | | | | | | | 70 H Oral Roberts | | 0 4 | | |
| | | | | | | | | | | | | | | 15 H Texas Tech | | 5 15 | | |
| | | | | | | | | | | | | | | 15 H Texas Tech | | 2 8 | | |
| | | | | | | | | | | | | | | 108 A Oklahoma | | 4 3 | | |
| | | | | | | | | | | | | | | 127 A Baylor | | 3 1 | | |

Non-Div. I Games:

Oklahoma St.

| | | |
|--------------|----|---|
| 127 A Baylor | 10 | 7 |
| 127 A Baylor | 6 | 2 |

O
k
l
a
h
o
m
a
s
t
.

O
k
l
a
h
o
m
a
s
t
.

| UNCW | | | | Through Games Of April 24, 2016 | | | | | | | | | | | | | | | |
|----------------------|--------------------|-----------------|-------|---------------------------------|-------|----------------|--|----------------------|----|---------------------------|----------------------|----------|-------|-----------|-------|------------------|--|---------------|----|
| Average RPI Win: 172 | | WON-LOST RECORD | | WINNING PCT. RANK | | LAST 15 GAMES | | STRENGTH OF SCHEDULE | | OPP. STRENGTH OF SCHEDULE | | TEAM RPI | | ADJ RPI | | CONF. RPI | | ADJ CONF. RPI | |
| DIV. I ONLY | | 27-9-0 | | .75 9 | | 12-3-0 | | 100 | | 135 | | 26 | | .57497 26 | | 15 | | 15 | |
| DIV. I NON-CONF. | | 19-7-0 | | .73077 35 | | 6-1-0 | | 58 | | 116 | | 27 | | .57749 27 | | 15 | | 15 | |
| TOTALS | | RPI 1-25 | | RPI 26-50 | | W-L RECORDS | | RPI 51-100 | | RPI 101-150 | | RPI 150+ | | | | | | | |
| 27-9-0 | | 1-2-0 | | 1-1-0 | | OVERALL | | 4-4-0 | | 4-0-0 | | 17-2-0 | | | | | | | |
| 22-2-0 | | 1-1-0 | | 1-0-0 | | HOME | | 3-1-0 | | 1-0-0 | | 16-0-0 | | | | | | | |
| 5-7-0 | | 0-1-0 | | 0-1-0 | | AWAY | | 1-3-0 | | 3-0-0 | | 1-2-0 | | | | | | | |
| 0-0-0 | | 0-0-0 | | 0-0-0 | | NEUTRAL | | 0-0-0 | | 0-0-0 | | 0-0-0 | | | | | | | |
| 19-7-0 | | 1-2-0 | | 1-1-0 | | NON-CONFERENCE | | 4-4-0 | | 1-0-0 | | 12-0-0 | | | | | | | |
| 17-2-0 | | 1-1-0 | | 1-0-0 | | HOME | | 3-1-0 | | 1-0-0 | | 11-0-0 | | | | | | | |
| 2-5-0 | | 0-1-0 | | 0-0- | | AWAY | | 1-3-0 | | 0-0-0 | | 1-0-0 | | | | | | | |
| 0-0-0 | | 0-0-0 | | 0-0-0 | | NEUTRAL | | 0-0-0 | | 0-0-0 | | 0-0-0 | | | | | | | |
| 8-2-0 | | 0-0-0 | | 0-0-0 | | CONFERENCE | | 0-0-0 | | 3-0-0 | | 5-2-0 | | | | | | | |
| 5-0-0 | | 0-0-0 | | 0-0-0 | | HOME | | 0-0-0 | | 0-0-0 | | 5-0-0 | | | | | | | |
| 3-2-0 | | 0-0-0 | | 0-0-0 | | AWAY | | 0-0-0 | | 3-0-0 | | 0-2-0 | | | | | | | |
| 0-0-0 | | 0-0-0 | | 0-0-0 | | NEUTRAL | | 0-0-0 | | 0-0-0 | | 0-0-0 | | | | | | | |
| RPI S | Opponent | | Score | | RPI S | Opponent | | Score | | RPI S | Opponent | | Score | | RPI S | Opponent | | Score | |
| 8 A | North Carolina St. | | 2 | 5 | 30 A | East Carolina | | 6 | 9 | 58 A | High Point | | 5 | 1 | 110 H | Western Caro. | | 15 | 2 |
| 8 H | North Carolina St. | | 6 | 4 | 46 H | UNCG | | 8 | 4 | 63 A | North Florida | | 11 | 12 | 115 A | William & Mary | | 6 | 1 |
| 11 H | Coastal Caro. | | 4 | 6 | | | | | | 63 A | North Florida | | 1 | 13 | 115 A | William & Mary | | 7 | 4 |
| | | | | | | | | | | 63 A | North Florida | | 2 | 3 | 115 A | William & Mary | | 2 | 1 |
| | | | | | | | | | | 88 H | VCU | | 11 | 4 | 158 H | St. John's (NY) | | 16 | 1 |
| | | | | | | | | | | 93 H | Penn St. | | 11 | 2 | 159 H | Richmond | | 12 | 9 |
| | | | | | | | | | | 93 H | Penn St. | | 5 | 1 | 162 A | Campbell | | 11 | 4 |
| | | | | | | | | | | 93 H | Penn St. | | 4 | 5 | 162 H | Campbell | | 14 | 7 |
| | | | | | | | | | | | | | | | 190 A | Northeastern | | 0 | 3 |
| | | | | | | | | | | | | | | | 190 A | Northeastern | | 4 | 9 |
| | | | | | | | | | | | | | | | 197 H | Elon | | 12 | 3 |
| | | | | | | | | | | | | | | | 197 H | Elon | | 10 | 4 |
| | | | | | | | | | | | | | | | 209 H | South Dakota St. | | 15 | 5 |
| | | | | | | | | | | | | | | | 216 H | Eastern Ky. | | 10 | 7 |
| | | | | | | | | | | | | | | | 237 H | Towson | | 11 | 4 |
| | | | | | | | | | | | | | | | 237 H | Towson | | 6 | 2 |
| | | | | | | | | | | | | | | | 237 H | Towson | | 7 | 2 |
| | | | | | | | | | | | | | | | 272 H | ETSU | | 16 | 11 |
| | | | | | | | | | | | | | | | 272 H | ETSU | | 17 | 7 |
| | | | | | | | | | | | | | | | 272 H | ETSU | | 15 | 5 |
| | | | | | | | | | | | | | | | 275 H | Iona | | 11 | 4 |
| | | | | | | | | | | | | | | | 275 H | Iona | | 19 | 7 |
| | | | | | | | | | | | | | | | 275 H | Iona | | 11 | 1 |
| LAST 15 GAMES | | | | | | | | | | | | | | | | | | | |
| | | | | | | 237 H Towson | | 11 | 4 | | 58 A High Point | | 5 | 1 | | 237 H Towson | | 6 | 2 |
| | | | | | | 237 H Towson | | 6 | 2 | | 115 A William & Mary | | 6 | 1 | | 237 H Towson | | 7 | 2 |
| | | | | | | 237 H Towson | | 7 | 2 | | 115 A William & Mary | | 7 | 4 | | 162 H Campbell | | 14 | 7 |
| | | | | | | 162 H Campbell | | 14 | 7 | | | | | | | 272 H ETSU | | 16 | 11 |
| | | | | | | 272 H ETSU | | 16 | 11 | | | | | | | | | | |

Non-Div. I Games:

UNCW

| | | | | |
|-----|---|------|----|---|
| 272 | H | ETSU | 17 | 7 |
| 272 | H | ETSU | 15 | 5 |

U
N
C
W

U
N
C
W

| Average RPI Win: | 126 | WON-LOST RECORD | WINNING PCT. RANK | LAST 15 GAMES | STRENGTH OF SCHEDULE | OPP. STRENGTH OF SCHEDULE | TEAM RPI | ADJ RPI | CONF. RPI | ADJ CONF. RPI | | | |
|------------------|-----------------|-----------------|-------------------|----------------|----------------------|---------------------------|--------------|-------------|-----------|---------------|------------------|----|----|
| DIV. I ONLY | | 28-10-0 | .73684 | 16 | 10-5-0 | 131 | 24 | 27 | .57421 | 27 | 4 | 4 | |
| DIV. I NON-CONF. | | 16-4-0 | .8 | 17 | 3-0-0 | 123 | 30 | 17 | .58654 | 17 | 4 | 4 | |
| <hr/> | | | | | | | | | | | | | |
| TOTALS | RPI 1-25 | RPI 26-50 | | W-L RECORDS | | RPI 51-100 | | RPI 101-150 | | RPI 150+ | | | |
| 28-10-0 | 3-1-0 | 0-0-0 | | OVERALL | | 8-3-0 | | 9-3-0 | | 8-3-0 | | | |
| 14-4-0 | 0-0-0 | 0-0-0 | | HOME | | 3-1-0 | | 5-0-0 | | 6-3-0 | | | |
| 12-6-0 | 3-1-0 | 0-0-0 | | AWAY | | 5-2-0 | | 4-3-0 | | 0-0-0 | | | |
| 2-0-0 | 0-0-0 | 0-0-0 | | NEUTRAL | | 0-0-0 | | 0-0-0 | | 2-0-0 | | | |
| 16-4-0 | 3-1-0 | 0-0-0 | | NON-CONFERENCE | | 3-2-0 | | 3-0-0 | | 7-1-0 | | | |
| 10-2-0 | 0-0-0 | 0-0-0 | | HOME | | 3-1-0 | | 2-0-0 | | 5-1-0 | | | |
| 4-2-0 | 3-1-0 | 0-0- | | AWAY | | 0-1-0 | | 1-0-0 | | 0-0-0 | | | |
| 2-0-0 | 0-0-0 | 0-0-0 | | NEUTRAL | | 0-0-0 | | 0-0-0 | | 2-0-0 | | | |
| 12-6-0 | 0-0-0 | 0-0-0 | | CONFERENCE | | 5-1-0 | | 6-3-0 | | 1-2-0 | | | |
| 4-2-0 | 0-0-0 | 0-0-0 | | HOME | | 0-0-0 | | 3-0-0 | | 1-2-0 | | | |
| 8-4-0 | 0-0-0 | 0-0-0 | | AWAY | | 5-1-0 | | 3-3-0 | | 0-0-0 | | | |
| 0-0-0 | 0-0-0 | 0-0-0 | | NEUTRAL | | 0-0-0 | | 0-0-0 | | 0-0-0 | | | |
| RPI S | Opponent | Score | | RPI S | Opponent | Score | | RPI S | Opponent | Score | | | |
| 1 A | Florida | 1 | 2 | | | 56 A | Old Dominion | 11 | 0 | 116 H | UAB | 5 | 3 |
| 7 A | Miami (FL) | 4 | 3 | | | 56 A | Old Dominion | 3 | 1 | 116 H | UAB | 7 | 3 |
| 13 A | Mississippi St. | 10 | 6 | | | 56 A | Old Dominion | 10 | 7 | 116 H | UAB | 5 | 0 |
| 13 A | Mississippi St. | 4 | 0 | | | 68 H | Rutgers | 3 | 2 | 118 H | Saint Joseph's | 1 | 0 |
| | | | | | | 68 H | Rutgers | 4 | 5 | 118 H | Saint Joseph's | 4 | 1 |
| | | | | | | 68 H | Rutgers | 9 | 8 | 132 A | UCF | 5 | 0 |
| | | | | | | 94 A | FGCU | 2 | 3 | 136 A | FIU | 9 | 1 |
| | | | | | | 94 H | FGCU | 5 | 2 | 136 A | FIU | 6 | 7 |
| | | | | | | 99 A | Marshall | 10 | 2 | 136 A | FIU | 3 | 4 |
| | | | | | | 99 A | Marshall | 2 | 7 | 145 A | Middle Tenn. | 7 | 2 |
| | | | | | | 99 A | Marshall | 6 | 3 | 145 A | Middle Tenn. | 12 | 1 |
| | | | | | | | | | | 145 A | Middle Tenn. | 6 | 8 |
| | | | | | | | | | | 166 H | Charlotte | 7 | 12 |
| | | | | | | | | | | 166 H | Charlotte | 6 | 7 |
| | | | | | | | | | | 166 H | Charlotte | 17 | 8 |
| | | | | | | | | | | 174 H | Georgetown | 14 | 2 |
| | | | | | | | | | | 174 H | Georgetown | 6 | 0 |
| | | | | | | | | | | 174 H | Georgetown | 11 | 13 |
| | | | | | | | | | | 209 N | South Dakota St. | 4 | 2 |
| | | | | | | | | | | 209 N | South Dakota St. | 11 | 5 |
| | | | | | | | | | | 271 H | LIU Brooklyn | 17 | 2 |
| | | | | | | | | | | 271 H | LIU Brooklyn | 4 | 3 |
| | | | | | | | | | | 271 H | LIU Brooklyn | 5 | 1 |
| | | | | LAST 15 GAMES | | | | | | | | | |
| | | | | 136 A | FIU | 9 | 1 | 94 H | FGCU | 5 | 2 | | |
| | | | | 136 A | FIU | 3 | 4 | 166 H | Charlotte | 6 | 7 | | |
| | | | | 136 A | FIU | 6 | 7 | 166 H | Charlotte | 17 | 8 | | |
| | | | | 7 A | Miami (FL) | 4 | 3 | | | | | | |
| | | | | 99 A | Marshall | 2 | 7 | | | | | | |

Non-Div. I Games:

Fla. Atlantic

| | | |
|---------------|----|---|
| 99 A Marshall | 10 | 2 |
| 99 A Marshall | 6 | 3 |

F
l
a
.
A
t
l
a
n
t
i
c

F
l
a
.
A
t
l
a
n
t
i
c

| Average RPI Win: 109 | | WON-LOST RECORD | | WINNING PCT. RANK | | LAST 15 GAMES | | STRENGTH OF SCHEDULE | | OPP. STRENGTH OF SCHEDULE | | TEAM RPI | | ADJ RPI | | CONF. RPI | | ADJ CONF. RPI | |
|----------------------|---|--------------------|--|-------------------|--|----------------|---|----------------------|--|---------------------------|--|----------|---|-------------|--|-----------|--|---------------|--|
| DIV. I ONLY | | 21-20-0 | | .5122 140 | | 6-9-0 | | 1 | | 29 | | 28 | | .57261 28 | | 1 | | 1 | |
| DIV. I NON-CONF. | | 14-9-0 | | .6087 82 | | 1-2-0 | | 26 | | 150 | | 67 | | .54549 67 | | 2 | | 2 | |
| TOTALS | | RPI 1-25 | | RPI 26-50 | | W-L RECORDS | | RPI 51-100 | | RPI 101-150 | | RPI 150+ | | | | | | | |
| 21-20-0 | | 5-10-0 | | 3-4-0 | | OVERALL | | 2-2-0 | | 4-2-0 | | 7-2-0 | | | | | | | |
| 15-11-0 | | 2-2-0 | | 3-4-0 | | HOME | | 2-2-0 | | 3-2-0 | | 5-1-0 | | | | | | | |
| 6-9-0 | | 3-8-0 | | 0-0-0 | | AWAY | | 0-0-0 | | 1-0-0 | | 2-1-0 | | | | | | | |
| 0-0-0 | | 0-0-0 | | 0-0-0 | | NEUTRAL | | 0-0-0 | | 0-0-0 | | 0-0-0 | | | | | | | |
| 14-9-0 | | 1-2-0 | | 0-1-0 | | NON-CONFERENCE | | 2-2-0 | | 4-2-0 | | 7-2-0 | | | | | | | |
| 10-7-0 | | 0-1-0 | | 0-1-0 | | HOME | | 2-2-0 | | 3-2-0 | | 5-1-0 | | | | | | | |
| 4-2-0 | | 1-1-0 | | 0-0- | | AWAY | | 0-0-0 | | 1-0-0 | | 2-1-0 | | | | | | | |
| 0-0-0 | | 0-0-0 | | 0-0-0 | | NEUTRAL | | 0-0-0 | | 0-0-0 | | 0-0-0 | | | | | | | |
| 7-11-0 | | 4-8-0 | | 3-3-0 | | CONFERENCE | | 0-0-0 | | 0-0-0 | | 0-0-0 | | | | | | | |
| 5-4-0 | | 2-1-0 | | 3-3-0 | | HOME | | 0-0-0 | | 0-0-0 | | 0-0-0 | | | | | | | |
| 2-7-0 | | 2-7-0 | | 0-0-0 | | AWAY | | 0-0-0 | | 0-0-0 | | 0-0-0 | | | | | | | |
| 0-0-0 | | 0-0-0 | | 0-0-0 | | NEUTRAL | | 0-0-0 | | 0-0-0 | | 0-0-0 | | | | | | | |
| RPI | S | Opponent | | Score | | RPI | S | Opponent | | Score | | RPI | S | Opponent | | Score | | | |
| 1 | A | Florida | | 0 6 | | 36 | H | Kentucky | | 6 14 | | 73 | H | Wright St. | | 4 3 | | | |
| 1 | A | Florida | | 1 4 | | 36 | H | Kentucky | | 4 11 | | 73 | H | Wright St. | | 5 1 | | | |
| 1 | A | Florida | | 2 1 | | 36 | H | Kentucky | | 5 2 | | 73 | H | Wright St. | | 1 3 | | | |
| 3 | H | South Carolina | | 13 4 | | 39 | H | South Ala. | | 1 3 | | 79 | H | Western Ky. | | 7 8 | | | |
| 3 | H | South Carolina | | 1 3 | | 41 | H | Alabama | | 12 4 | | | | | | | | | |
| 3 | H | South Carolina | | 5 3 | | 41 | H | Alabama | | 7 1 | | | | | | | | | |
| 4 | A | Texas A&M | | 2 10 | | 41 | H | Alabama | | 7 10 | | | | | | | | | |
| 4 | A | Texas A&M | | 0 5 | | | | | | | | | | | | | | | |
| 4 | A | Texas A&M | | 1 15 | | | | | | | | | | | | | | | |
| 10 | A | Clemson | | 0 12 | | | | | | | | | | | | | | | |
| 10 | H | Clemson | | 6 11 | | | | | | | | | | | | | | | |
| 13 | A | Mississippi St. | | 11 8 | | | | | | | | | | | | | | | |
| 13 | A | Mississippi St. | | 2 9 | | | | | | | | | | | | | | | |
| 13 | A | Mississippi St. | | 1 3 | | | | | | | | | | | | | | | |
| 22 | A | Georgia Tech | | 3 1 | | | | | | | | | | | | | | | |
| LAST 15 GAMES | | | | | | | | | | | | | | | | | | | |
| | | 1 A Florida | | 1 4 | | | | 22 A Georgia Tech | | 3 1 | | | | | | | | | |
| | | 1 A Florida | | 0 6 | | | | 4 A Texas A&M | | 2 10 | | | | | | | | | |
| | | 1 A Florida | | 2 1 | | | | 4 A Texas A&M | | 1 15 | | | | | | | | | |
| | | 10 A Clemson | | 0 12 | | | | | | | | | | | | | | | |
| | | 3 H South Carolina | | 5 3 | | | | | | | | | | | | | | | |

Non-Div. I Games:

Georgia

| | | |
|--------------------|----|---|
| 3 H South Carolina | 13 | 4 |
| 3 H South Carolina | 1 | 3 |

G
e
o
r
g
i
a

G
e
o
r
g
i
a

| Average RPI Win: 120 | | WON-LOST RECORD | WINNING PCT. RANK | LAST 15 GAMES | STRENGTH OF SCHEDULE | OPP. STRENGTH OF SCHEDULE | TEAM RPI | ADJ RPI | CONF. RPI | ADJ CONF. RPI | |
|----------------------|--------------------|--------------------|----------------------|------------------|-------------------------|------------------------------|----------------|------------|--------------|-------------------|----------|
| Average RPI Loss: 41 | | | | | | | | | | | |
| DIV. I ONLY | | 26-17-0 | .60465 80 | 8-7-0 | 10 | 25 | 29 | .57184 29 | 2 | 2 | |
| DIV. I NON-CONF. | | 15-7-0 | .68182 49 | 3-2-0 | 146 | 151 | 108 | .52535 108 | 1 | 1 | |
| TOTALS | | RPI 1-25 | RPI 26-50 | | W-L RECORDS | | RPI 51-100 | | RPI 101-150 | | RPI 150+ |
| 26-17-0 | | 6-7-0 | 3-3-0 | | OVERALL | | 4-6-0 | | 1-0-0 | | 12-1-0 |
| 18-9-0 | | 3-3-0 | 3-3-0 | | HOME | | 0-2-0 | | 1-0-0 | | 11-1-0 |
| 6-8-0 | | 3-4-0 | 0-0-0 | | AWAY | | 3-4-0 | | 0-0-0 | | 0-0-0 |
| 2-0-0 | | 0-0-0 | 0-0-0 | | NEUTRAL | | 1-0-0 | | 0-0-0 | | 1-0-0 |
| 15-7-0 | | 0-1-0 | 1-2-0 | | NON-CONFERENCE | | 1-3-0 | | 1-0-0 | | 12-1-0 |
| 13-5-0 | | 0-0-0 | 1-2-0 | | HOME | | 0-2-0 | | 1-0-0 | | 11-1-0 |
| 0-2-0 | | 0-1-0 | 0-0- | | AWAY | | 0-1-0 | | 0-0-0 | | 0-0-0 |
| 2-0-0 | | 0-0-0 | 0-0-0 | | NEUTRAL | | 1-0-0 | | 0-0-0 | | 1-0-0 |
| 11-10-0 | | 6-6-0 | 2-1-0 | | CONFERENCE | | 3-3-0 | | 0-0-0 | | 0-0-0 |
| 5-4-0 | | 3-3-0 | 2-1-0 | | HOME | | 0-0-0 | | 0-0-0 | | 0-0-0 |
| 6-6-0 | | 3-3-0 | 0-0-0 | | AWAY | | 3-3-0 | | 0-0-0 | | 0-0-0 |
| 0-0-0 | | 0-0-0 | 0-0-0 | | NEUTRAL | | 0-0-0 | | 0-0-0 | | 0-0-0 |
| RPI S | Opponent | Score | RPI S | Opponent | Score | RPI S | Opponent | Score | RPI S | Opponent | Score |
| 2 A | Louisville | 4 11 | 30 H | East Carolina | 5 8 | 52 A | Boston College | 4 5 | 115 H | William & Mary | 16 8 |
| 2 A | Louisville | 0 15 | 30 H | East Carolina | 1 6 | 52 A | Boston College | 2 3 | 153 H | Longwood | 9 4 |
| 2 A | Louisville | 6 3 | 30 H | East Carolina | 4 2 | 52 A | Boston College | 3 0 | 157 H | Monmouth | 4 6 |
| 7 A | Miami (FL) | 6 5 | 32 H | Wake Forest | 6 4 | 56 H | Old Dominion | 4 5 | 157 H | Monmouth | 11 10 |
| 7 A | Miami (FL) | 7 3 | 32 H | Wake Forest | 4 0 | 64 A | Duke | 7 6 | 157 H | Monmouth | 4 2 |
| 7 A | Miami (FL) | 2 9 | 32 H | Wake Forest | 8 9 | 64 A | Duke | 6 0 | 193 H | James Madison | 15 6 |
| 8 H | North Carolina St. | 5 3 | | | | 64 A | Duke | 0 3 | 210 H | George Washington | 15 3 |
| 8 H | North Carolina St. | 7 8 | | | | 84 N | Kent St. | 8 6 | 215 H | Radford | 11 3 |
| 8 H | North Carolina St. | 2 5 | | | | 88 A | VCU | 5 7 | 233 H | VMI | 18 1 |
| 11 A | Coastal Caro. | 4 5 | | | | 88 H | VCU | 5 11 | 237 H | Towson | 4 3 |
| 16 H | North Carolina | 15 9 | | | | | | | 237 H | Towson | 10 8 |
| 16 H | North Carolina | 7 4 | | | | | | | 250 N | Appalachian St. | 8 0 |
| 16 H | North Carolina | 1 8 | | | | | | | 278 H | Wagner | 20 7 |
| | | | | | | | | | 278 H | Wagner | 6 2 |
| LAST 15 GAMES | | | | | | | | | | | |
| 7 A | Miami (FL) | 7 3 | 16 H | North Carolina | 7 4 | | | | | | |
| 7 A | Miami (FL) | 2 9 | 153 H | Longwood | 9 4 | | | | | | |
| 7 A | Miami (FL) | 6 5 | 52 A | Boston College | 4 5 | | | | | | |
| 88 H | VCU | 5 11 | | | | | | | | | |
| 215 H | Radford | 11 3 | | | | | | | | | |

Non-Div. I Games:

Virginia

| | | |
|---------------------|----|---|
| 16 H North Carolina | 15 | 9 |
| 16 H North Carolina | 1 | 8 |

V
i
r
g
i
n
i
a

V
i
r
g
i
n
i
a

| | | | | | | | | | | | | |
|------------------------|--------------------|-----------------|-------------------|----------------|----------------------|---------------------------|------------------|-------------|-----------|---------------|-------|---|
| Average RPI Win: | 115 | WON-LOST RECORD | WINNING PCT. RANK | LAST 15 GAMES | STRENGTH OF SCHEDULE | OPP. STRENGTH OF SCHEDULE | TEAM RPI | ADJ RPI | CONF. RPI | ADJ CONF. RPI | | |
| Average RPI Loss: | 74 | | | | | | | | | | | |
| DIV. I ONLY | | 26-14-0 | .65 | 49 | 9-6-0 | 31 | 48 | 30 | .57167 | 30 | 7 | 7 |
| DIV. I NON-CONF. | | 19-9-0 | .67857 | 53 | 2-1-0 | 21 | 31 | 25 | .58047 | 25 | 7 | 7 |
| <hr/> | | | | | | | | | | | | |
| TOTALS | RPI 1-25 | RPI 26-50 | | W-L RECORDS | | RPI 51-100 | | RPI 101-150 | | RPI 150+ | | |
| 26-14-0 | 2-3-0 | 4-3-0 | | OVERALL | | 9-5-0 | | 0-0-0 | | 11-3-0 | | |
| 18-7-0 | 1-1-0 | 1-0-0 | | HOME | | 8-4-0 | | 0-0-0 | | 8-2-0 | | |
| 8-7-0 | 1-2-0 | 3-3-0 | | AWAY | | 1-1-0 | | 0-0-0 | | 3-1-0 | | |
| 0-0-0 | 0-0-0 | 0-0-0 | | NEUTRAL | | 0-0-0 | | 0-0-0 | | 0-0-0 | | |
| <hr/> | | | | | | | | | | | | |
| 19-9-0 | 2-3-0 | 3-1-0 | | NON-CONFERENCE | | 5-3-0 | | 0-0-0 | | 9-2-0 | | |
| 14-5-0 | 1-1-0 | 1-0-0 | | HOME | | 4-2-0 | | 0-0-0 | | 8-2-0 | | |
| 5-4-0 | 1-2-0 | 2-0- | | AWAY | | 1-1-0 | | 0-0-0 | | 1-0-0 | | |
| 0-0-0 | 0-0-0 | 0-0-0 | | NEUTRAL | | 0-0-0 | | 0-0-0 | | 0-0-0 | | |
| <hr/> | | | | | | | | | | | | |
| 7-5-0 | 0-0-0 | 1-2-0 | | CONFERENCE | | 4-2-0 | | 0-0-0 | | 2-1-0 | | |
| 4-2-0 | 0-0-0 | 0-0-0 | | HOME | | 4-2-0 | | 0-0-0 | | 0-0-0 | | |
| 3-3-0 | 0-0-0 | 1-2-0 | | AWAY | | 0-0-0 | | 0-0-0 | | 2-1-0 | | |
| 0-0-0 | 0-0-0 | 0-0-0 | | NEUTRAL | | 0-0-0 | | 0-0-0 | | 0-0-0 | | |
| <hr/> | | | | | | | | | | | | |
| RPI S | Opponent | Score | RPI S | Opponent | Score | RPI S | Opponent | Score | RPI S | Opponent | Score | |
| 8 H | North Carolina St. | 15 3 | 26 H | UNCW | 9 6 | 54 H | Tennessee | 2 5 | 153 H | Longwood | 11 1 | |
| 16 H | North Carolina | 4 17 | 29 A | Virginia | 6 1 | 55 H | Southeastern La. | 2 1 | 153 H | Longwood | 5 3 | |
| 18 A | Rice | 2 7 | 29 A | Virginia | 2 4 | 57 H | Maryland | 4 3 | 153 H | Longwood | 9 6 | |
| 18 A | Rice | 10 1 | 29 A | Virginia | 8 5 | 58 A | High Point | 1 5 | 157 H | Monmouth | 4 3 | |
| 18 A | Rice | 1 4 | 38 A | Tulane | 7 3 | 61 H | Jacksonville | 6 8 | 157 H | Monmouth | 0 4 | |
| | | | 38 A | Tulane | 2 5 | 61 H | Jacksonville | 6 3 | 157 H | Monmouth | 5 2 | |
| | | | 38 A | Tulane | 0 3 | 61 H | Jacksonville | 13 0 | 197 A | Elon | 7 5 | |
| | | | | | | 64 A | Duke | 8 6 | 197 H | Elon | 7 8 | |
| | | | | | | 65 H | UConn | 2 1 | 213 A | Memphis | 8 2 | |
| | | | | | | 65 H | UConn | 1 5 | 213 A | Memphis | 5 6 | |
| | | | | | | 65 H | UConn | 3 2 | 213 A | Memphis | 8 1 | |
| | | | | | | 78 H | Houston | 3 1 | 283 H | George Mason | 8 1 | |
| | | | | | | 78 H | Houston | 5 1 | 283 H | George Mason | 6 0 | |
| | | | | | | 78 H | Houston | 1 6 | 287 H | N.C. A&T | 11 2 | |
| <hr/> | | | | | | | | | | | | |
| LAST 15 GAMES | | | | | | | | | | | | |
| 65 H UConn | | | | | | 213 A Memphis | | | | | | |
| 65 H UConn | | | | | | 38 A Tulane | | | | | | |
| 65 H UConn | | | | | | 38 A Tulane | | | | | | |
| 58 A High Point | | | | | | | | | | | | |
| 8 H North Carolina St. | | | | | | | | | | | | |

Non-Div. I Games:

East Carolina

| | | |
|---------------|---|---|
| 213 A Memphis | 5 | 6 |
| 213 A Memphis | 8 | 2 |

E
a
s
t
C
a
r
o
l
i
n
a

E
a
s
t
C
a
r
o
l
i
n
a

| Average RPI Win: | 105 | WON-LOST | WINNING | LAST 15 | STRENGTH OF | OPP. STRENGTH | TEAM | ADJ | CONF. | ADJ CONF. | | |
|-------------------|----------|-----------|-----------|----------------|------------------|---------------|------|-------------|-------------------|-----------|----|---|
| Average RPI Loss: | 90 | RECORD | PCT. RANK | GAMES | SCHEDULE | OF SCHEDULE | RPI | RPI | RPI | RPI | | |
| DIV. I ONLY | | 26-14-0 | .65 | 49 | 9-6-0 | 50 | 36 | 31 | .57143 | 31 | 3 | 3 |
| DIV. I NON-CONF. | | 16-5-0 | .7619 | 25 | 2-0-0 | 14 | 76 | 7 | .60792 | 7 | 3 | 3 |
| <hr/> | | | | | | | | | | | | |
| TOTALS | RPI 1-25 | RPI 26-50 | | W-L RECORDS | | RPI 51-100 | | RPI 101-150 | | RPI 150+ | | |
| 26-14-0 | 2-1-0 | 7-5-0 | | OVERALL | | 6-3-0 | | 3-3-0 | | 8-2-0 | | |
| 17-5-0 | 0-0-0 | 2-1-0 | | HOME | | 5-2-0 | | 3-0-0 | | 7-2-0 | | |
| 8-8-0 | 2-1-0 | 5-3-0 | | AWAY | | 0-1-0 | | 0-3-0 | | 1-0-0 | | |
| 1-1-0 | 0-0-0 | 0-1-0 | | NEUTRAL | | 1-0-0 | | 0-0-0 | | 0-0-0 | | |
| 16-5-0 | 2-1-0 | 3-3-0 | | NON-CONFERENCE | | 2-0-0 | | 3-0-0 | | 6-1-0 | | |
| 11-2-0 | 0-0-0 | 2-1-0 | | HOME | | 1-0-0 | | 3-0-0 | | 5-1-0 | | |
| 4-2-0 | 2-1-0 | 1-0- | | AWAY | | 0-0-0 | | 0-0-0 | | 1-0-0 | | |
| 1-1-0 | 0-0-0 | 0-1-0 | | NEUTRAL | | 1-0-0 | | 0-0-0 | | 0-0-0 | | |
| 10-9-0 | 0-0-0 | 4-2-0 | | CONFERENCE | | 4-3-0 | | 0-3-0 | | 2-1-0 | | |
| 6-3-0 | 0-0-0 | 0-0-0 | | HOME | | 4-2-0 | | 0-0-0 | | 2-1-0 | | |
| 4-6-0 | 0-0-0 | 4-2-0 | | AWAY | | 0-1-0 | | 0-3-0 | | 0-0-0 | | |
| 0-0-0 | 0-0-0 | 0-0-0 | | NEUTRAL | | 0-0-0 | | 0-0-0 | | 0-0-0 | | |
| RPI S | Opponent | Score | | RPI S | Opponent | Score | | RPI S | Opponent | Score | | |
| 18 A | Rice | 8 | 1 | 34 H | Northwestern St. | 4 | 6 | 59 H | Cal St. Fullerton | 2 | 0 | |
| 18 A | Rice | 3 | 4 | 34 H | Northwestern St. | 4 | 1 | 69 H | UCLA | 6 | 5 | |
| 18 A | Rice | 6 | 2 | 38 N | Tulane | 10 | 11 | 69 H | UCLA | 3 | 4 | |
| | | | | 43 A | BYU | 11 | 5 | 69 H | UCLA | 6 | 1 | |
| | | | | 44 A | California | 3 | 0 | 83 A | Arizona St. | 5 | 7 | |
| | | | | 44 A | California | 8 | 5 | 85 N | Nebraska | 11 | 10 | |
| | | | | 44 A | California | 7 | 6 | 86 H | Stanford | 5 | 6 | |
| | | | | 47 A | Lamar | 5 | 13 | 86 H | Stanford | 4 | 1 | |
| | | | | 49 A | Washington | 17 | 7 | 86 H | Stanford | 4 | 1 | |
| | | | | 49 A | Washington | 4 | 8 | | | | | |
| | | | | 49 A | Washington | 3 | 6 | | | | | |
| | | | | 50 H | St. Mary's (CA) | 11 | 5 | | | | | |
| | | | | LAST 15 GAMES | | | | | | | | |
| | | | | 44 A | California | 7 | 6 | 83 A | Arizona St. | 5 | 7 | |
| | | | | 44 A | California | 8 | 5 | 186 H | Washington St. | 7 | 3 | |
| | | | | 44 A | California | 3 | 0 | 186 H | Washington St. | 2 | 6 | |
| | | | | 177 H | New Mexico St. | 8 | 7 | | | | | |
| | | | | 86 H | Stanford | 5 | 6 | | | | | |

Non-Div. I Games:

Arizona

| | | |
|---------------|---|---|
| 86 H Stanford | 4 | 1 |
| 86 H Stanford | 4 | 1 |

A
r
i
z
o
n
a

A
r
i
z
o
n
a

Wake Forest

Through Games Of April 24, 2016

| Average RPI Win: | 119 | WON-LOST RECORD | WINNING PCT. RANK | LAST 15 GAMES | STRENGTH OF SCHEDULE | OPP. STRENGTH OF SCHEDULE | TEAM RPI | ADJ RPI | CONF. RPI | ADJ CONF. RPI | | | | |
|------------------|----------|-----------------------|-------------------|----------------|----------------------|---------------------------|------------------------|-------------|-----------|---------------|---|------------|-------|---|
| DIV. I ONLY | | 26-17-0 | .60465 | 80 | 9-6-0 | 26 | 18 | 32 | .5711 | 32 | 2 | 2 | | |
| DIV. I NON-CONF. | | 16-6-0 | .72727 | 36 | 3-1-0 | 171 | 159 | 47 | .55869 | 47 | 1 | 1 | | |
| <hr/> | | | | | | | | | | | | | | |
| TOTALS | RPI 1-25 | RPI 26-50 | | W-L RECORDS | | RPI 51-100 | | RPI 101-150 | | RPI 150+ | | | | |
| 26-17-0 | 7-7-0 | 3-5-0 | | OVERALL | | 3-1-0 | | 1-2-0 | | 12-2-0 | | | | |
| 19-5-0 | 6-3-0 | 1-0-0 | | HOME | | 3-1-0 | | 0-0-0 | | 9-1-0 | | | | |
| 7-12-0 | 1-4-0 | 2-5-0 | | AWAY | | 0-0-0 | | 1-2-0 | | 3-1-0 | | | | |
| 0-0-0 | 0-0-0 | 0-0-0 | | NEUTRAL | | 0-0-0 | | 0-0-0 | | 0-0-0 | | | | |
| 16-6-0 | 1-1-0 | 1-1-0 | | NON-CONFERENCE | | 1-0-0 | | 1-2-0 | | 12-2-0 | | | | |
| 11-1-0 | 0-0-0 | 1-0-0 | | HOME | | 1-0-0 | | 0-0-0 | | 9-1-0 | | | | |
| 5-5-0 | 1-1-0 | 0-0- | | AWAY | | 0-0-0 | | 1-2-0 | | 3-1-0 | | | | |
| 0-0-0 | 0-0-0 | 0-0-0 | | NEUTRAL | | 0-0-0 | | 0-0-0 | | 0-0-0 | | | | |
| 10-11-0 | 6-6-0 | 2-4-0 | | CONFERENCE | | 2-1-0 | | 0-0-0 | | 0-0-0 | | | | |
| 8-4-0 | 6-3-0 | 0-0-0 | | HOME | | 2-1-0 | | 0-0-0 | | 0-0-0 | | | | |
| 2-7-0 | 0-3-0 | 2-4-0 | | AWAY | | 0-0-0 | | 0-0-0 | | 0-0-0 | | | | |
| 0-0-0 | 0-0-0 | 0-0-0 | | NEUTRAL | | 0-0-0 | | 0-0-0 | | 0-0-0 | | | | |
| <hr/> | | | | | | | | | | | | | | |
| RPI | S | Opponent | Score | | RPI | S | Opponent | Score | | RPI | S | Opponent | Score | |
| 6 | H | Florida St. | 4 | 2 | 29 | A | Virginia | 4 | 6 | 58 | H | High Point | 8 | 3 |
| 6 | H | Florida St. | 8 | 13 | 29 | A | Virginia | 0 | 4 | 64 | H | Duke | 3 | 2 |
| 6 | H | Florida St. | 9 | 0 | 29 | A | Virginia | 9 | 8 | 64 | H | Duke | 2 | 3 |
| 8 | A | North Carolina St. | 2 | 3 | 45 | A | Notre Dame | 5 | 6 | 64 | H | Duke | 12 | 0 |
| 8 | A | North Carolina St. | 1 | 6 | 45 | A | Notre Dame | 15 | 13 | | | | | |
| 8 | A | North Carolina St. | 7 | 11 | 45 | A | Notre Dame | 2 | 10 | | | | | |
| 10 | H | Clemson | 6 | 4 | 46 | A | UNCG | 3 | 18 | | | | | |
| 10 | H | Clemson | 8 | 13 | 46 | H | UNCG | 6 | 4 | | | | | |
| 10 | H | Clemson | 5 | 6 | | | | | | | | | | |
| 11 | A | Coastal Caro. | 6 | 7 | | | | | | | | | | |
| 11 | A | Coastal Caro. | 11 | 0 | | | | | | | | | | |
| 16 | H | North Carolina | 3 | 2 | | | | | | | | | | |
| 16 | H | North Carolina | 5 | 4 | | | | | | | | | | |
| 16 | H | North Carolina | 6 | 1 | | | | | | | | | | |
| <hr/> | | | | | | | | | | | | | | |
| LAST 15 GAMES | | | | | | | | | | | | | | |
| | | 16 H North Carolina | 3 | 2 | | | 46 A UNCG | 3 | 18 | | | | | |
| | | 16 H North Carolina | 5 | 4 | | | 46 H UNCG | 6 | 4 | | | | | |
| | | 16 H North Carolina | 6 | 1 | | | 8 A North Carolina St. | 1 | 6 | | | | | |
| | | 250 A Appalachian St. | 15 | 9 | | | | | | | | | | |
| | | 6 H Florida St. | 4 | 2 | | | | | | | | | | |

Non-Div. I Games:

Wake Forest

| | | |
|-----------------|---|----|
| 6 H Florida St. | 8 | 13 |
| 6 H Florida St. | 9 | 0 |

W
a
k
e
F
o
r
e
s
t

W
a
k
e
F
o
r
e
s
t

| Average RPI Win: 137 | | WON-LOST | WINNING | LAST 15 | STRENGTH OF | | OPP. STRENGTH | TEAM | ADJ | CONF. | ADJ CONF. |
|----------------------|----------------|----------|-----------|---------------|----------------|-------|----------------|-------|-------------|----------------|-----------|
| Average RPI Loss: 47 | | RECORD | PCT. RANK | GAMES | SCHEDULE | | OF SCHEDULE | RPI | RPI | RPI | RPI |
| DIV. I ONLY | | 21-14-0 | .6 | 82 | 10-5-0 | | 51 | 41 | 33 | .5686 | 33 |
| DIV. I NON-CONF. | | 13-5-0 | .72222 | 37 | 6-1-0 | | 126 | 208 | 30 | .57521 | 30 |
| TOTALS | | RPI 1-25 | RPI 26-50 | | W-L RECORDS | | RPI 51-100 | | RPI 101-150 | | RPI 150+ |
| 21-14-0 | | 4-7-0 | 0-3-0 | | OVERALL | | 4-3-0 | | 4-0-0 | | 9-1-0 |
| 8-4-0 | | 2-3-0 | 0-0-0 | | HOME | | 3-1-0 | | 3-0-0 | | 0-0-0 |
| 10-9-0 | | 2-4-0 | 0-3-0 | | AWAY | | 1-1-0 | | 1-0-0 | | 6-1-0 |
| 3-1-0 | | 0-0-0 | 0-0-0 | | NEUTRAL | | 0-1-0 | | 0-0-0 | | 3-0-0 |
| 13-5-0 | | 0-0-0 | 0-3-0 | | NON-CONFERENCE | | 2-2-0 | | 4-0-0 | | 7-0-0 |
| 4-0-0 | | 0-0-0 | 0-0-0 | | HOME | | 1-0-0 | | 3-0-0 | | 0-0-0 |
| 6-4-0 | | 0-0-0 | 0-0- | | AWAY | | 1-1-0 | | 1-0-0 | | 4-0-0 |
| 3-1-0 | | 0-0-0 | 0-0-0 | | NEUTRAL | | 0-1-0 | | 0-0-0 | | 3-0-0 |
| 8-9-0 | | 4-7-0 | 0-0-0 | | CONFERENCE | | 2-1-0 | | 0-0-0 | | 2-1-0 |
| 4-4-0 | | 2-3-0 | 0-0-0 | | HOME | | 2-1-0 | | 0-0-0 | | 0-0-0 |
| 4-5-0 | | 2-4-0 | 0-0-0 | | AWAY | | 0-0-0 | | 0-0-0 | | 2-1-0 |
| 0-0-0 | | 0-0-0 | 0-0-0 | | NEUTRAL | | 0-0-0 | | 0-0-0 | | 0-0-0 |
| RPI S | Opponent | Score | RPI S | Opponent | Score | RPI S | Opponent | Score | RPI S | Opponent | Score |
| 6 H | Florida St. | 5 2 | 42 A | New Orleans | 5 12 | 52 H | Boston College | 5 0 | 119 A | West Virginia | 4 1 |
| 6 H | Florida St. | 2 10 | 42 A | New Orleans | 5 8 | 52 H | Boston College | 5 4 | 147 H | Miami (OH) | 4 3 |
| 6 H | Florida St. | 4 17 | 42 A | New Orleans | 6 13 | 52 H | Boston College | 4 6 | 147 H | Miami (OH) | 5 0 |
| 10 A | Clemson | 3 4 | | | | 84 A | Kent St. | 9 4 | 147 H | Miami (OH) | 8 7 |
| 10 A | Clemson | 6 14 | | | | 84 H | Kent St. | 13 5 | 200 A | Virginia Tech | 4 5 |
| 10 A | Clemson | 15 5 | | | | 93 A | Penn St. | 0 7 | 200 A | Virginia Tech | 8 3 |
| 16 A | North Carolina | 5 0 | | | | 100 N | Ohio St. | 8 11 | 200 A | Virginia Tech | 6 5 |
| 16 A | North Carolina | 0 4 | | | | | | | 221 A | Grambling | 16 6 |
| 16 A | North Carolina | 2 14 | | | | | | | 221 A | Grambling | 18 5 |
| 22 H | Georgia Tech | 3 6 | | | | | | | 221 A | Grambling | 14 6 |
| 22 H | Georgia Tech | 13 6 | | | | | | | 222 N | Niagara | 19 10 |
| | | | | | | | | | 222 N | Niagara | 5 4 |
| | | | | | | | | | 234 N | Toledo | 7 2 |
| | | | | | | | | | 245 A | Youngstown St. | 17 5 |
| LAST 15 GAMES | | | | | | | | | | | |
| 147 H | Miami (OH) | 8 7 | 119 A | West Virginia | 4 1 | | | | | | |
| 147 H | Miami (OH) | 4 3 | 22 H | Georgia Tech | 13 6 | | | | | | |
| 147 H | Miami (OH) | 5 0 | 22 H | Georgia Tech | 3 6 | | | | | | |
| 245 A | Youngstown St. | 17 5 | | | | | | | | | |
| 200 A | Virginia Tech | 8 3 | | | | | | | | | |

Non-Div. I Games:

Pittsburgh

| | | |
|---------------------|---|---|
| 200 A Virginia Tech | 6 | 5 |
| 200 A Virginia Tech | 4 | 5 |

P
i
t
t
s
b
u
r
g
h

P
i
t
t
s
b
u
r
g
h

| Average RPI Win: | | 120 | WON-LOST RECORD | | WINNING PCT. RANK | | LAST 15 GAMES | | STRENGTH OF SCHEDULE | | OPP. STRENGTH OF SCHEDULE | | TEAM RPI | ADJ RPI | | CONF. RPI | ADJ CONF. RPI |
|------------------|---|----------------|-----------------|-----------|-------------------|----------------|---------------|-----------------|----------------------|-------------|---------------------------|----------|----------|------------------|--|-----------|---------------|
| DIV. I ONLY | | | 20-18-0 | | .52632 128 | | 8-7-0 | | 5 | | 78 | | 34 | .56846 34 | | 12 | 12 |
| DIV. I NON-CONF. | | | 9-8-0 | | .52941 132 | | 2-1-0 | | 8 | | 64 | | 39 | .56744 39 | | 9 | 9 |
| TOTALS | | RPI 1-25 | | RPI 26-50 | | W-L RECORDS | | RPI 51-100 | | RPI 101-150 | | RPI 150+ | | | | | |
| 20-18-0 | | 0-6-0 | | 5-4-0 | | OVERALL | | 4-5-0 | | 4-2-0 | | 7-1-0 | | | | | |
| 10-6-0 | | 0-1-0 | | 2-1-0 | | HOME | | 1-2-0 | | 3-2-0 | | 4-0-0 | | | | | |
| 8-12-0 | | 0-5-0 | | 2-3-0 | | AWAY | | 3-3-0 | | 1-0-0 | | 2-1-0 | | | | | |
| 2-0-0 | | 0-0-0 | | 1-0-0 | | NEUTRAL | | 0-0-0 | | 0-0-0 | | 1-0-0 | | | | | |
| 9-8-0 | | 0-6-0 | | 2-1-0 | | NON-CONFERENCE | | 0-0-0 | | 2-1-0 | | 5-0-0 | | | | | |
| 5-2-0 | | 0-1-0 | | 0-0-0 | | HOME | | 0-0-0 | | 1-1-0 | | 4-0-0 | | | | | |
| 2-6-0 | | 0-5-0 | | 1-0- | | AWAY | | 0-0-0 | | 1-0-0 | | 0-0-0 | | | | | |
| 2-0-0 | | 0-0-0 | | 1-0-0 | | NEUTRAL | | 0-0-0 | | 0-0-0 | | 1-0-0 | | | | | |
| 11-10-0 | | 0-0-0 | | 3-3-0 | | CONFERENCE | | 4-5-0 | | 2-1-0 | | 2-1-0 | | | | | |
| 5-4-0 | | 0-0-0 | | 2-1-0 | | HOME | | 1-2-0 | | 2-1-0 | | 0-0-0 | | | | | |
| 6-6-0 | | 0-0-0 | | 1-2-0 | | AWAY | | 3-3-0 | | 0-0-0 | | 2-1-0 | | | | | |
| 0-0-0 | | 0-0-0 | | 0-0-0 | | NEUTRAL | | 0-0-0 | | 0-0-0 | | 0-0-0 | | | | | |
| RPI | S | Opponent | | Score | | RPI | S | Opponent | | Score | | RPI | S | Opponent | | Score | |
| 4 | A | Texas A&M | | 6 | 7 | 31 | A | Arizona | | 1 | 4 | 55 | H | Southeastern La. | | 5 | 8 |
| 12 | A | La.-Lafayette | | 0 | 4 | 31 | A | Arizona | | 6 | 4 | 55 | H | Southeastern La. | | 1 | 2 |
| 12 | H | La.-Lafayette | | 1 | 10 | 42 | A | New Orleans | | 6 | 1 | 55 | H | Southeastern La. | | 3 | 2 |
| 19 | A | Southern Miss. | | 5 | 15 | 42 | A | New Orleans | | 5 | 6 | 75 | A | McNeese St. | | 1 | 2 |
| 19 | A | Southern Miss. | | 6 | 8 | 42 | A | New Orleans | | 4 | 5 | 75 | A | McNeese St. | | 7 | 1 |
| 19 | A | Southern Miss. | | 5 | 8 | 47 | H | Lamar | | 5 | 1 | 75 | A | McNeese St. | | 8 | 7 |
| | | | | | | 47 | H | Lamar | | 2 | 0 | 81 | A | Sam Houston St. | | 1 | 2 |
| | | | | | | 47 | H | Lamar | | 5 | 6 | 81 | A | Sam Houston St. | | 7 | 5 |
| | | | | | | 50 | N | St. Mary's (CA) | | 9 | 3 | 81 | A | Sam Houston St. | | 1 | 2 |
| | | | | | | | | | | | | | | | | | |
| | | | | | | | | | | | | | | | | | |
| | | | | | | | | | | | | | | | | | |
| | | | | | | | | | | | | | | | | | |
| | | | | | | | | | | | | | | | | | |
| | | | | | | | | | | | | | | | | | |
| | | | | | | | | | | | | | | | | | |
| | | | | | | | | | | | | | | | | | |
| | | | | | | | | | | | | | | | | | |
| | | | | | | | | | | | | | | | | | |
| | | | | | | | | | | | | | | | | | |
| | | | | | | | | | | | | | | | | | |
| | | | | | | | | | | | | | | | | | |
| | | | | | | | | | | | | | | | | | |
| | | | | | | | | | | | | | | | | | |
| | | | | | | | | | | | | | | | | | |
| | | | | | | | | | | | | | | | | | |
| | | | | | | | | | | | | | | | | | |
| | | | | | | | | | | | | | | | | | |
| | | | | | | | | | | | | | | | | | |
| | | | | | | | | | | | | | | | | | |
| | | | | | | | | | | | | | | | | | |
| | | | | | | | | | | | | | | | | | |
| | | | | | | | | | | | | | | | | | |
| | | | | | | | | | | | | | | | | | |
| | | | | | | | | | | | | | | | | | |
| | | | | | | | | | | | | | | | | | |
| | | | | | | | | | | | | | | | | | |
| | | | | | | | | | | | | | | | | | |
| | | | | | | | | | | | | | | | | | |
| | | | | | | | | | | | | | | | | | |
| | | | | | | | | | | | | | | | | | |
| | | | | | | | | | | | | | | | | | |
| | | | | | | | | | | | | | | | | | |
| | | | | | | | | | | | | | | | | | |
| | | | | | | | | | | | | | | | | | |
| | | | | | | | | | | | | | | | | | |
| | | | | | | | | | | | | | | | | | |
| | | | | | | | | | | | | | | | | | |
| | | | | | | | | | | | | | | | | | |

Non-Div. I Games:

Northwestern St.

| | | |
|-----------------------|---|---|
| 42 A New Orleans | 6 | 1 |
| 55 H Southeastern La. | 3 | 2 |

N
o
r
t
h
w
e
s
t
e
r
n
S
t
.

N
o
r
t
h
w
e
s
t
e
r
n
S
t
.

B
r
y
a
n
t

Bryant

| | | |
|--------------|----|---|
| 278 H Wagner | 3 | 2 |
| 278 H Wagner | 10 | 4 |

B
r
y
a
n
t

B
r
y
a
n
t

| Average RPI Win: 135 | | WON-LOST RECORD | WINNING PCT. RANK | LAST 15 GAMES | STRENGTH OF SCHEDULE | OPP. STRENGTH OF SCHEDULE | TEAM RPI | ADJ RPI | | CONF. RPI | ADJ CONF. RPI | | | | |
|----------------------|---|--------------------|----------------------|------------------|-------------------------|------------------------------|-------------|------------|-------------|--------------|------------------|-----|---|---------------|-------|
| Average RPI Loss: 57 | | | | | | | | | | | | | | | |
| DIV. I ONLY | | 24-15-0 | .61538 | 70 | 7-8-0 | 20 | 50 | 36 | .56638 | 36 | 1 | 1 | | | |
| DIV. I NON-CONF. | | 14-7-0 | .66667 | 56 | 1-2-0 | 148 | 190 | 103 | .52716 | 103 | 2 | 2 | | | |
| TOTALS | | RPI 1-25 | RPI 26-50 | | W-L RECORDS | | RPI 51-100 | | RPI 101-150 | | RPI 150+ | | | | |
| 24-15-0 | | 3-6-0 | 4-3-0 | | OVERALL | | 4-4-0 | | 2-1-0 | | 11-1-0 | | | | |
| 16-7-0 | | 2-2-0 | 2-1-0 | | HOME | | 2-3-0 | | 2-0-0 | | 8-1-0 | | | | |
| 6-6-0 | | 1-3-0 | 2-1-0 | | AWAY | | 2-1-0 | | 0-1-0 | | 1-0-0 | | | | |
| 2-2-0 | | 0-1-0 | 0-1-0 | | NEUTRAL | | 0-0-0 | | 0-0-0 | | 2-0-0 | | | | |
| 14-7-0 | | 0-3-0 | 0-1-0 | | NON-CONFERENCE | | 1-1-0 | | 2-1-0 | | 11-1-0 | | | | |
| 11-3-0 | | 0-1-0 | 0-0-0 | | HOME | | 1-1-0 | | 2-0-0 | | 8-1-0 | | | | |
| 1-2-0 | | 0-1-0 | 0-0- | | AWAY | | 0-0-0 | | 0-1-0 | | 1-0-0 | | | | |
| 2-2-0 | | 0-1-0 | 0-1-0 | | NEUTRAL | | 0-0-0 | | 0-0-0 | | 2-0-0 | | | | |
| 10-8-0 | | 3-3-0 | 4-2-0 | | CONFERENCE | | 3-3-0 | | 0-0-0 | | 0-0-0 | | | | |
| 5-4-0 | | 2-1-0 | 2-1-0 | | HOME | | 1-2-0 | | 0-0-0 | | 0-0-0 | | | | |
| 5-4-0 | | 1-2-0 | 2-1-0 | | AWAY | | 2-1-0 | | 0-0-0 | | 0-0-0 | | | | |
| 0-0-0 | | 0-0-0 | 0-0-0 | | NEUTRAL | | 0-0-0 | | 0-0-0 | | 0-0-0 | | | | |
| RPI | S | Opponent | Score | RPI | S | Opponent | Score | RPI | S | Opponent | Score | RPI | S | Opponent | Score |
| 1 | H | Florida | 5 12 | 28 | A | Georgia | 14 6 | 54 | A | Tennessee | 5 4 | 113 | H | Morehead St. | 10 5 |
| 1 | H | Florida | 7 4 | 28 | A | Georgia | 11 4 | 54 | A | Tennessee | 10 2 | 123 | H | Cincinnati | 8 4 |
| 1 | H | Florida | 5 4 | 28 | A | Georgia | 2 5 | 54 | A | Tennessee | 5 14 | 131 | A | Wofford | 4 5 |
| 2 | A | Louisville | 6 7 | 35 | N | Bryant | 4 7 | 67 | H | Austin Peay | 3 2 | 171 | H | Xavier | 6 2 |
| 2 | H | Louisville | 6 9 | 41 | H | Alabama | 1 2 | 79 | H | Western Ky. | 6 14 | 185 | A | San Diego St. | 6 0 |
| 9 | N | UC Santa Barbara | 4 11 | 41 | H | Alabama | 6 2 | 92 | H | Arkansas | 0 2 | 204 | H | Murray St. | 11 1 |
| 17 | A | Vanderbilt | 0 3 | 41 | H | Alabama | 3 2 | 92 | H | Arkansas | 5 4 | 236 | H | USC Upstate | 5 3 |
| 17 | A | Vanderbilt | 2 3 | | | | | 92 | H | Arkansas | 0 1 | 236 | H | USC Upstate | 3 0 |
| 17 | A | Vanderbilt | 3 0 | | | | | | | | | 236 | H | USC Upstate | 3 1 |
| | | | | | | | | | | | | 248 | H | Northern Ky. | 4 5 |
| | | | | | | | | | | | | 257 | N | Dayton | 15 2 |
| | | | | | | | | | | | | 258 | H | Buffalo | 14 3 |
| | | | | | | | | | | | | 258 | H | Buffalo | 5 1 |
| | | | | | | | | | | | | 258 | H | Buffalo | 9 8 |
| | | | | | | | | | | | | 283 | N | George Mason | 8 6 |
| LAST 15 GAMES | | | | | | | | | | | | | | | |
| | | | | 92 | H | Arkansas | 0 2 | 2 | H | Louisville | 6 9 | | | | |
| | | | | 92 | H | Arkansas | 5 4 | 41 | H | Alabama | 1 2 | | | | |
| | | | | 92 | H | Arkansas | 0 1 | 41 | H | Alabama | 6 2 | | | | |
| | | | | 2 | A | Louisville | 6 7 | | | | | | | | |
| | | | | 17 | A | Vanderbilt | 3 0 | | | | | | | | |

Non-Div. I Games:

Kentucky

| | | |
|-----------------|---|---|
| 17 A Vanderbilt | 2 | 3 |
| 17 A Vanderbilt | 0 | 3 |

K
e
n
t
u
c
k
y

K
e
n
t
u
c
k
y

| Average RPI Win: | | 200 | WON-LOST RECORD | | WINNING PCT. RANK | | LAST 15 GAMES | | STRENGTH OF SCHEDULE | | OPP. STRENGTH OF SCHEDULE | | TEAM RPI | ADJ RPI | | CONF. RPI | ADJ CONF. RPI | | |
|------------------|---|----------|-----------------|---------------|-------------------|------------------|---------------|------------|----------------------|-------------|---------------------------|--------------|----------|------------------|---|-----------|---------------|-----------------|--|
| DIV. I ONLY | | | 28-11-0 | | .71795 25 | | 12-3-0 | | 176 | | 116 | | 37 | .56608 37 | | 21 | 21 | | |
| DIV. I NON-CONF. | | | 10-8-0 | | .55556 117 | | 3-0-0 | | 81 | | 121 | | 50 | .55544 50 | | 21 | 21 | | |
| TOTALS | | RPI 1-25 | | RPI 26-50 | | W-L RECORDS | | RPI 51-100 | | RPI 101-150 | | RPI 150+ | | | | | | | |
| 28-11-0 | | 0-2-0 | | 0-3-0 | | OVERALL | | 3-3-0 | | 6-2-0 | | 19-1-0 | | | | | | | |
| 12-1-0 | | 0-0-0 | | 0-0-0 | | HOME | | 0-0-0 | | 4-0-0 | | 8-1-0 | | | | | | | |
| 16-10-0 | | 0-2-0 | | 0-3-0 | | AWAY | | 3-3-0 | | 2-2-0 | | 11-0-0 | | | | | | | |
| 0-0-0 | | 0-0-0 | | 0-0-0 | | NEUTRAL | | 0-0-0 | | 0-0-0 | | 0-0-0 | | | | | | | |
| 10-8-0 | | 0-2-0 | | 0-3-0 | | NON-CONFERENCE | | 0-0-0 | | 3-2-0 | | 7-1-0 | | | | | | | |
| 3-1-0 | | 0-0-0 | | 0-0-0 | | HOME | | 0-0-0 | | 1-0-0 | | 2-1-0 | | | | | | | |
| 7-7-0 | | 0-2-0 | | 0-0- | | AWAY | | 0-0-0 | | 2-2-0 | | 5-0-0 | | | | | | | |
| 0-0-0 | | 0-0-0 | | 0-0-0 | | NEUTRAL | | 0-0-0 | | 0-0-0 | | 0-0-0 | | | | | | | |
| 18-3-0 | | 0-0-0 | | 0-0-0 | | CONFERENCE | | 3-3-0 | | 3-0-0 | | 12-0-0 | | | | | | | |
| 9-0-0 | | 0-0-0 | | 0-0-0 | | HOME | | 0-0-0 | | 3-0-0 | | 6-0-0 | | | | | | | |
| 9-3-0 | | 0-0-0 | | 0-0-0 | | AWAY | | 3-3-0 | | 0-0-0 | | 6-0-0 | | | | | | | |
| 0-0-0 | | 0-0-0 | | 0-0-0 | | NEUTRAL | | 0-0-0 | | 0-0-0 | | 0-0-0 | | | | | | | |
| RPI | S | Opponent | | Score | | RPI | S | Opponent | | Score | | RPI | S | Opponent | | Score | | | |
| 5 | A | Ole Miss | | 4 | 6 | 47 | A | Lamar | | 1 | 2 | 66 | A | Jacksonville St. | | 13 | 6 | | |
| 5 | A | Ole Miss | | 2 | 10 | 47 | A | Lamar | | 2 | 5 | 66 | A | Jacksonville St. | | 2 | 6 | | |
| | | | | | | 47 | A | Lamar | | 1 | 2 | 66 | A | Jacksonville St. | | 11 | 2 | | |
| | | | | | | | | | | | | 67 | A | Austin Peay | | 6 | 8 | | |
| | | | | | | | | | | | | 67 | A | Austin Peay | | 1 | 6 | | |
| | | | | | | | | | | | | 67 | A | Austin Peay | | 7 | 3 | | |
| | | | | | | | | | | | | 102 | A | Missouri | | 6 | 13 | | |
| | | | | | | | | | | | | 102 | A | Missouri | | 7 | 2 | | |
| | | | | | | | | | | | | 113 | H | Morehead St. | | 6 | 5 | | |
| | | | | | | | | | | | | 113 | H | Morehead St. | | 5 | 4 | | |
| | | | | | | | | | | | | 113 | H | Morehead St. | | 5 | 1 | | |
| | | | | | | | | | | | | 122 | A | Arkansas St. | | 13 | 8 | | |
| | | | | | | | | | | | | 122 | H | Arkansas St. | | 4 | 2 | | |
| | | | | | | | | | | | | 128 | A | Southern Ill. | | 5 | 6 | | |
| | | | | | | | | | | | | 167 | H | Central Ark. | | 6 | 2 | | |
| | | | | | | | | | | | | 167 | H | Central Ark. | | 6 | 0 | | |
| | | | | | | | | | | | | 167 | H | Central Ark. | | 0 | 1 | | |
| | | | | | | | | | | | | 216 | A | Eastern Ky. | | 2 | 1 | | |
| | | | | | | | | | | | | 216 | A | Eastern Ky. | | 4 | 1 | | |
| | | | | | | | | | | | | 216 | A | Eastern Ky. | | 7 | 3 | | |
| | | | | | | | | | | | | 238 | H | SIUE | | 9 | 5 | | |
| | | | | | | | | | | | | 238 | H | SIUE | | 4 | 0 | | |
| | | | | | | | | | | | | 238 | H | SIUE | | 20 | 11 | | |
| | | | | | | | | | | | | 267 | H | Eastern Ill. | | 20 | 7 | | |
| | | | | | | | | | | | | 267 | H | Eastern Ill. | | 12 | 11 | | |
| | | | | | | | | | | | | 267 | H | Eastern Ill. | | 15 | 1 | | |
| | | | | | | | | | | | | 269 | A | Saint Louis | | 10 | 3 | | |
| | | | | | | | | | | | | 273 | A | UT Martin | | 19 | 6 | | |
| | | | | | | | | | | | | 273 | A | UT Martin | | 26 | 2 | | |
| | | | | | | | | | | | | 273 | A | UT Martin | | 15 | 6 | | |
| | | | | | | | | | | | | 276 | A | Ark.-Pine Bluff | | 8 | 2 | | |
| | | | | | | | | | | | | 276 | A | Ark.-Pine Bluff | | 9 | 2 | | |
| | | | | | | | | | | | | 276 | A | Ark.-Pine Bluff | | 10 | 0 | | |
| | | | | LAST 15 GAMES | | | | | | | | | | | | | | | |
| | | | | 66 | A | Jacksonville St. | | 11 | 2 | 122 | A | Arkansas St. | | 13 | 8 | 273 | A | UT Martin | |
| | | | | 66 | A | Jacksonville St. | | 13 | 6 | 67 | A | Austin Peay | | 7 | 3 | 273 | A | UT Martin | |
| | | | | 66 | A | Jacksonville St. | | 2 | 6 | 67 | A | Austin Peay | | 6 | 8 | 276 | A | Ark.-Pine Bluff | |
| | | | | 269 | A | Saint Louis | | 10 | 3 | | | | | | | 276 | A | Ark.-Pine Bluff | |
| | | | | 267 | H | Eastern Ill. | | 20 | 7 | | | | | | | 276 | A | Ark.-Pine Bluff | |

Non-Div. I Games: Harris-Stowe 18 10

Southeast Mo. St.

| | | | | |
|-----|---|--------------|----|----|
| 267 | H | Eastern Ill. | 12 | 11 |
| 267 | H | Eastern Ill. | 15 | 1 |

| RPI | S | Opponent | Score | |
|-----|---|----------|-------|---|
| 292 | A | Alcorn | 17 | 4 |

Southeast Mo. St.

S
o
u
t
h
e
a
s
t
M
o
.
S
t
.

S
o
u
t
h
e
a
s
t
M
o
.
S
t
.

T
u
l
a
n
e

Tulane

| | | |
|------------------|---|---|
| 123 H Cincinnati | 1 | 0 |
| 123 H Cincinnati | 1 | 2 |

T
u
l
a
n
e

T
u
l
a
n
e

S
o
u
t
h
A
l
a

South Ala.

South Ala.

| | | | | |
|-----|---|-----------------|---|---|
| 250 | A | Appalachian St. | 8 | 1 |
| 250 | A | Appalachian St. | 3 | 4 |

Through Games Of April 24, 2016

| RPI | S | Opponent | Score | |
|-----|---|-------------|-------|---|
| 293 | H | Southern U. | 7 | 1 |

South Ala.

S
o
u
t
h
A
l
a
.

S
o
u
t
h
A
l
a
.

| Average RPI Win: | | 132 | WON-LOST | | WINNING | | LAST 15 | | STRENGTH OF | | OPP. STRENGTH | | TEAM | ADJ | | CONF. | ADJ CONF. | | | | | | | | | | |
|-------------------|---|--------------|----------|-----------|-----------|---------------------|---------|------------|-------------|-------------|---------------|----------|------|--------------------|----|-------|-----------|-----|----|-------------------|----|----|----|--|--|--|--|
| Average RPI Loss: | | 100 | RECORD | | PCT. RANK | | GAMES | | SCHEDULE | | OF SCHEDULE | | RPI | RPI | | RPI | RPI | | | | | | | | | | |
| DIV. I ONLY | | | 27-11-0 | | .71053 | | 28 | | 12-3-0 | | 89 | | 80 | | 40 | | .56412 | | 40 | | 11 | | 11 | | | | |
| DIV. I NON-CONF. | | | 20-10-0 | | .66667 | | 56 | | 5-2-0 | | 93 | | 50 | | 63 | | .54838 | | 63 | | 13 | | 13 | | | | |
| TOTALS | | RPI 1-25 | | RPI 26-50 | | W-L RECORDS | | RPI 51-100 | | RPI 101-150 | | RPI 150+ | | | | | | | | | | | | | | | |
| 27-11-0 | | 1-2-0 | | 0-0-0 | | OVERALL | | 13-3-0 | | 6-5-0 | | 7-1-0 | | | | | | | | | | | | | | | |
| 18-7-0 | | 0-1-0 | | 0-0-0 | | HOME | | 7-3-0 | | 6-3-0 | | 5-0-0 | | | | | | | | | | | | | | | |
| 9-4-0 | | 1-1-0 | | 0-0-0 | | AWAY | | 6-0-0 | | 0-2-0 | | 2-1-0 | | | | | | | | | | | | | | | |
| 0-0-0 | | 0-0-0 | | 0-0-0 | | NEUTRAL | | 0-0-0 | | 0-0-0 | | 0-0-0 | | | | | | | | | | | | | | | |
| 20-10-0 | | 1-2-0 | | 0-0-0 | | NON-CONFERENCE | | 10-3-0 | | 4-4-0 | | 5-1-0 | | | | | | | | | | | | | | | |
| 16-6-0 | | 0-1-0 | | 0-0-0 | | HOME | | 7-3-0 | | 4-2-0 | | 5-0-0 | | | | | | | | | | | | | | | |
| 4-4-0 | | 1-1-0 | | 0-0- | | AWAY | | 3-0-0 | | 0-2-0 | | 0-1-0 | | | | | | | | | | | | | | | |
| 0-0-0 | | 0-0-0 | | 0-0-0 | | NEUTRAL | | 0-0-0 | | 0-0-0 | | 0-0-0 | | | | | | | | | | | | | | | |
| 7-1-0 | | 0-0-0 | | 0-0-0 | | CONFERENCE | | 3-0-0 | | 2-1-0 | | 2-0-0 | | | | | | | | | | | | | | | |
| 2-1-0 | | 0-0-0 | | 0-0-0 | | HOME | | 0-0-0 | | 2-1-0 | | 0-0-0 | | | | | | | | | | | | | | | |
| 5-0-0 | | 0-0-0 | | 0-0-0 | | AWAY | | 3-0-0 | | 0-0-0 | | 2-0-0 | | | | | | | | | | | | | | | |
| 0-0-0 | | 0-0-0 | | 0-0-0 | | NEUTRAL | | 0-0-0 | | 0-0-0 | | 0-0-0 | | | | | | | | | | | | | | | |
| RPI | S | Opponent | | Score | | RPI | S | Opponent | | Score | | RPI | S | Opponent | | Score | | | | | | | | | | | |
| 18 | A | Rice | | 2 | 6 | | | | | | | 60 | A | New Mexico | | 12 | 11 | 108 | A | Oklahoma | | 2 | 12 | | | | |
| 21 | A | TCU | | 9 | 1 | | | | | | | 60 | A | New Mexico | | 33 | 8 | 114 | H | UT Arlington | | 13 | 2 | | | | |
| 25 | H | Oklahoma St. | | 6 | 7 | | | | | | | 60 | A | New Mexico | | 5 | 2 | 127 | A | Baylor | | 3 | 8 | | | | |
| | | | | | | | | | | | | 70 | H | Oral Roberts | | 4 | 7 | 127 | H | Baylor | | 5 | 3 | | | | |
| | | | | | | | | | | | | 70 | H | Oral Roberts | | 6 | 1 | 127 | H | Baylor | | 6 | 19 | | | | |
| | | | | | | | | | | | | 70 | H | Oral Roberts | | 7 | 12 | 128 | H | Southern Ill. | | 5 | 2 | | | | |
| | | | | | | | | | | | | 77 | H | Valparaiso | | 9 | 2 | 128 | H | Southern Ill. | | 0 | 7 | | | | |
| | | | | | | | | | | | | 77 | H | Valparaiso | | 2 | 1 | 128 | H | Southern Ill. | | 7 | 4 | | | | |
| | | | | | | | | | | | | 77 | H | Valparaiso | | 1 | 6 | 142 | H | La.-Monroe | | 3 | 6 | | | | |
| | | | | | | | | | | | | 77 | H | Valparaiso | | 10 | 4 | 142 | H | La.-Monroe | | 7 | 3 | | | | |
| | | | | | | | | | | | | 91 | H | Iowa | | 4 | 1 | 142 | H | La.-Monroe | | 6 | 1 | | | | |
| | | | | | | | | | | | | 91 | H | Iowa | | 5 | 1 | 203 | A | Abilene Christian | | 2 | 3 | | | | |
| | | | | | | | | | | | | 91 | H | Iowa | | 7 | 3 | 224 | H | Lipscomb | | 9 | 1 | | | | |
| | | | | | | | | | | | | 98 | A | Indiana St. | | 3 | 2 | 224 | H | Lipscomb | | 10 | 3 | | | | |
| | | | | | | | | | | | | 98 | A | Indiana St. | | 7 | 6 | 224 | H | Lipscomb | | 6 | 5 | | | | |
| | | | | | | | | | | | | 98 | A | Indiana St. | | 10 | 5 | 247 | A | Illinois St. | | 7 | 2 | | | | |
| | | | | | | | | | | | | | | | | | | 247 | A | Illinois St. | | 7 | 1 | | | | |
| | | | | | | | | | | | | | | | | | | 264 | H | Incarnate Word | | 17 | 1 | | | | |
| | | | | | | | | | | | | | | | | | | 286 | H | Texas Southern | | 15 | 9 | | | | |
| | | | | | | LAST 15 GAMES | | | | | | | | | | | | | | | | | | | | | |
| | | | | | | 98 A Indiana St. | | | | | | 10 | 5 | 21 A TCU | | | | | | 9 | 1 | | | | | | |
| | | | | | | 98 A Indiana St. | | | | | | 7 | 6 | 247 A Illinois St. | | | | | | 7 | 1 | | | | | | |
| | | | | | | 98 A Indiana St. | | | | | | 3 | 2 | 247 A Illinois St. | | | | | | 7 | 2 | | | | | | |
| | | | | | | 114 H UT Arlington | | | | | | 13 | 2 | | | | | | | | | | | | | | |
| | | | | | | 128 H Southern Ill. | | | | | | 0 | 7 | | | | | | | | | | | | | | |

Non-Div. I Games:

Dallas Baptist

| | | |
|---------------------|---|---|
| 128 H Southern Ill. | 7 | 4 |
| 128 H Southern Ill. | 5 | 2 |

D
a
l
l
a
s
B
a
p
t
i
s
t

D
a
l
l
a
s
B
a
p
t
i
s
t

| Average RPI Win: 115 | | WON-LOST RECORD | | WINNING PCT. RANK | | LAST 15 GAMES | | STRENGTH OF SCHEDULE | | OPP. STRENGTH OF SCHEDULE | | TEAM RPI | | ADJ RPI | | CONF. RPI | | ADJ CONF. RPI | |
|----------------------|---|--------------------|--|-------------------|--|----------------|---|----------------------|--|---------------------------|--|----------|---|------------|--|-----------|--|---------------|--|
| DIV. I ONLY | | 24-17-0 | | .58537 88 | | 8-7-0 | | 40 | | 2 | | 41 | | .56223 41 | | 1 | | 1 | |
| DIV. I NON-CONF. | | 15-7-0 | | .68182 49 | | 4-1-0 | | 201 | | 45 | | 110 | | .52471 110 | | 2 | | 2 | |
| TOTALS | | RPI 1-25 | | RPI 26-50 | | W-L RECORDS | | RPI 51-100 | | RPI 101-150 | | RPI 150+ | | | | | | | |
| 24-17-0 | | 5-6-0 | | 3-5-0 | | OVERALL | | 7-4-0 | | 1-2-0 | | 8-0-0 | | | | | | | |
| 15-6-0 | | 2-1-0 | | 0-1-0 | | HOME | | 6-4-0 | | 1-0-0 | | 6-0-0 | | | | | | | |
| 6-9-0 | | 3-4-0 | | 2-4-0 | | AWAY | | 1-0-0 | | 0-1-0 | | 0-0-0 | | | | | | | |
| 3-2-0 | | 0-1-0 | | 1-0-0 | | NEUTRAL | | 0-0-0 | | 0-1-0 | | 2-0-0 | | | | | | | |
| 15-7-0 | | 0-2-0 | | 1-1-0 | | NON-CONFERENCE | | 5-3-0 | | 1-1-0 | | 8-0-0 | | | | | | | |
| 11-4-0 | | 0-0-0 | | 0-1-0 | | HOME | | 4-3-0 | | 1-0-0 | | 6-0-0 | | | | | | | |
| 1-2-0 | | 0-1-0 | | 0-0- | | AWAY | | 1-0-0 | | 0-1-0 | | 0-0-0 | | | | | | | |
| 3-1-0 | | 0-1-0 | | 1-0-0 | | NEUTRAL | | 0-0-0 | | 0-0-0 | | 2-0-0 | | | | | | | |
| 9-10-0 | | 5-4-0 | | 2-4-0 | | CONFERENCE | | 2-1-0 | | 0-1-0 | | 0-0-0 | | | | | | | |
| 4-2-0 | | 2-1-0 | | 0-0-0 | | HOME | | 2-1-0 | | 0-0-0 | | 0-0-0 | | | | | | | |
| 5-7-0 | | 3-3-0 | | 2-4-0 | | AWAY | | 0-0-0 | | 0-0-0 | | 0-0-0 | | | | | | | |
| 0-1-0 | | 0-0-0 | | 0-0-0 | | NEUTRAL | | 0-0-0 | | 0-1-0 | | 0-0-0 | | | | | | | |
| RPI | S | Opponent | | Score | | RPI | S | Opponent | | Score | | RPI | S | Opponent | | Score | | | |
| 4 | A | Texas A&M | | 7 4 | | 28 | A | Georgia | | 4 12 | | 54 | H | Tennessee | | 7 3 | | | |
| 4 | A | Texas A&M | | 3 4 | | 28 | A | Georgia | | 1 7 | | 54 | H | Tennessee | | 11 3 | | | |
| 4 | A | Texas A&M | | 1 2 | | 28 | A | Georgia | | 10 7 | | 54 | H | Tennessee | | 3 6 | | | |
| 5 | H | Ole Miss | | 0 4 | | 36 | A | Kentucky | | 2 3 | | 57 | H | Maryland | | 5 9 | | | |
| 5 | H | Ole Miss | | 7 2 | | 36 | A | Kentucky | | 2 1 | | 57 | H | Maryland | | 5 1 | | | |
| 5 | H | Ole Miss | | 2 0 | | 36 | A | Kentucky | | 2 6 | | 57 | H | Maryland | | 3 1 | | | |
| 8 | N | North Carolina St. | | 1 2 | | 39 | H | South Ala. | | 2 8 | | 78 | H | Houston | | 7 6 | | | |
| 14 | A | LSU | | 4 3 | | 45 | N | Notre Dame | | 4 0 | | 78 | H | Houston | | 1 3 | | | |
| 14 | A | LSU | | 5 7 | | | | | | | | 78 | H | Houston | | 2 3 | | | |
| 14 | A | LSU | | 6 0 | | | | | | | | 82 | A | Troy | | 2 1 | | | |
| 19 | A | Southern Miss. | | 2 9 | | | | | | | | 82 | H | Troy | | 5 3 | | | |
| LAST 15 GAMES | | | | | | | | | | | | | | | | | | | |
| 4 | A | Texas A&M | | 1 2 | | 5 | H | Ole Miss | | 0 4 | | | | | | | | | |
| 4 | A | Texas A&M | | 7 4 | | 116 | H | UAB | | 7 6 | | | | | | | | | |
| 4 | A | Texas A&M | | 3 4 | | 36 | A | Kentucky | | 2 1 | | | | | | | | | |
| 39 | H | South Ala. | | 2 8 | | | | | | | | | | | | | | | |
| 82 | H | Troy | | 5 3 | | | | | | | | | | | | | | | |

Non-Div. I Games:

Alabama

| | | |
|--------------|---|---|
| 5 H Ole Miss | 7 | 2 |
| 5 H Ole Miss | 2 | 0 |

A
l
a
b
a
m
a

A
l
a
b
a
m
a

| Average RPI Win: | 132 | WON-LOST RECORD | WINNING PCT. RANK | LAST 15 GAMES | STRENGTH OF SCHEDULE | OPP. STRENGTH OF SCHEDULE | TEAM RPI | ADJ RPI | CONF. RPI | ADJ CONF. RPI | | | | | |
|------------------|----------|-----------------|-------------------|----------------|----------------------|---------------------------|----------|-------------|-----------|-----------------|-------|-----|---|--------------------|-------|
| DIV. I ONLY | | 24-15-0 | .61538 | 70 | 8-7-0 | 41 | 88 | 42 | .5622 | 42 | 12 | 12 | | | |
| DIV. I NON-CONF. | | 15-6-0 | .71429 | 40 | 3-3-0 | 28 | 84 | 10 | .59619 | 10 | 9 | 9 | | | |
| <hr/> | | | | | | | | | | | | | | | |
| TOTALS | RPI 1-25 | RPI 26-50 | | W-L RECORDS | | RPI 51-100 | | RPI 101-150 | | RPI 150+ | | | | | |
| 24-15-0 | 0-3-0 | 7-5-0 | | OVERALL | | 7-6-0 | | 2-1-0 | | 8-0-0 | | | | | |
| 17-5-0 | 0-0-0 | 7-1-0 | | HOME | | 6-4-0 | | 0-0-0 | | 4-0-0 | | | | | |
| 7-10-0 | 0-3-0 | 0-4-0 | | AWAY | | 1-2-0 | | 2-1-0 | | 4-0-0 | | | | | |
| 0-0-0 | 0-0-0 | 0-0-0 | | NEUTRAL | | 0-0-0 | | 0-0-0 | | 0-0-0 | | | | | |
| 15-6-0 | 0-3-0 | 5-1-0 | | NON-CONFERENCE | | 5-2-0 | | 0-0-0 | | 5-0-0 | | | | | |
| 13-0-0 | 0-0-0 | 5-0-0 | | HOME | | 4-0-0 | | 0-0-0 | | 4-0-0 | | | | | |
| 2-6-0 | 0-3-0 | 0-0- | | AWAY | | 1-2-0 | | 0-0-0 | | 1-0-0 | | | | | |
| 0-0-0 | 0-0-0 | 0-0-0 | | NEUTRAL | | 0-0-0 | | 0-0-0 | | 0-0-0 | | | | | |
| 9-9-0 | 0-0-0 | 2-4-0 | | CONFERENCE | | 2-4-0 | | 2-1-0 | | 3-0-0 | | | | | |
| 4-5-0 | 0-0-0 | 2-1-0 | | HOME | | 2-4-0 | | 0-0-0 | | 0-0-0 | | | | | |
| 5-4-0 | 0-0-0 | 0-3-0 | | AWAY | | 0-0-0 | | 2-1-0 | | 3-0-0 | | | | | |
| 0-0-0 | 0-0-0 | 0-0-0 | | NEUTRAL | | 0-0-0 | | 0-0-0 | | 0-0-0 | | | | | |
| RPI | S | Opponent | Score | RPI | S | Opponent | Score | RPI | S | Opponent | Score | | | | |
| 12 | A | La.-Lafayette | 4 7 | 33 | H | Pittsburgh | 8 5 | 74 | H | Louisiana Tech | 9 6 | 144 | A | SFA | 6 16 |
| 14 | A | LSU | 4 9 | 33 | H | Pittsburgh | 12 5 | 75 | H | McNeese St. | 1 6 | 144 | A | SFA | 5 4 |
| 19 | A | Southern Miss. | 4 7 | 33 | H | Pittsburgh | 13 6 | 75 | H | McNeese St. | 3 7 | 144 | A | SFA | 19 11 |
| | | | | 34 | H | Northwestern St. | 6 5 | 75 | H | McNeese St. | 3 13 | 221 | H | Grambling | 11 8 |
| | | | | 34 | H | Northwestern St. | 1 6 | 77 | H | Valparaiso | 5 3 | 231 | A | A&M-Corpus Christi | 7 3 |
| | | | | 34 | H | Northwestern St. | 5 4 | 77 | H | Valparaiso | 9 8 | 231 | A | A&M-Corpus Christi | 9 6 |
| | | | | 38 | H | Tulane | 10 9 | 77 | H | Valparaiso | 9 0 | 231 | A | A&M-Corpus Christi | 4 2 |
| | | | | 39 | A | South Ala. | 3 12 | 81 | H | Sam Houston St. | 4 8 | 289 | A | Jackson St. | 11 9 |
| | | | | 39 | H | South Ala. | 8 2 | 81 | H | Sam Houston St. | 4 3 | 289 | H | Jackson St. | 13 4 |
| | | | | 47 | A | Lamar | 5 7 | 81 | H | Sam Houston St. | 7 6 | 292 | H | Alcorn | 12 3 |
| | | | | 47 | A | Lamar | 1 5 | 82 | A | Troy | 6 9 | 293 | H | Southern U. | 14 4 |
| | | | | 47 | A | Lamar | 7 10 | 82 | A | Troy | 10 6 | | | | |
| | | | | | | | | 82 | A | Troy | 4 9 | | | | |
| LAST 15 GAMES | | | | | | | | | | | | | | | |
| | | | | 231 | A | A&M-Corpus Christi | 9 6 | 75 | H | McNeese St. | 3 13 | | | | |
| | | | | 231 | A | A&M-Corpus Christi | 4 2 | 75 | H | McNeese St. | 3 7 | | | | |
| | | | | 231 | A | A&M-Corpus Christi | 7 3 | 75 | H | McNeese St. | 1 6 | | | | |
| | | | | 289 | A | Jackson St. | 11 9 | | | | | | | | |
| | | | | 34 | H | Northwestern St. | 5 4 | | | | | | | | |

Non-Div. I Games:

New Orleans

| | | |
|-----------------------|---|---|
| 34 H Northwestern St. | 6 | 5 |
| 34 H Northwestern St. | 1 | 6 |

N
e
w
O
r
l
e
a
n
s

N
e
w
O
r
l
e
a
n
s

| Average RPI Win: 168 | | WON-LOST | WINNING | LAST 15 | STRENGTH OF | OPP. STRENGTH | TEAM | ADJ | CONF. | ADJ CONF. | | | | | |
|----------------------|-----------------|----------|-----------|-----------|-----------------|----------------|------|------------|------------------|-------------|----|----------|-------------|-------|----|
| Average RPI Loss: 75 | | RECORD | PCT. RANK | GAMES | SCHEDULE | OF SCHEDULE | RPI | RPI | RPI | RPI | | | | | |
| DIV. I ONLY | | 28-9-0 | .75676 | 7 | 9-6-0 | 144 | 102 | 43 | .56146 | 43 | 8 | 8 | | | |
| DIV. I NON-CONF. | | 18-4-0 | .81818 | 14 | 2-3-0 | 151 | 126 | 28 | .57737 | 28 | 8 | 8 | | | |
| ----- | | | | | | | | | | | | | | | |
| TOTALS | | RPI 1-25 | | RPI 26-50 | | W-L RECORDS | | RPI 51-100 | | RPI 101-150 | | RPI 150+ | | | |
| 28-9-0 | | 1-2-0 | | 1-3-0 | | OVERALL | | 2-1-0 | | 7-2-0 | | 17-1-0 | | | |
| 14-6-0 | | 1-2-0 | | 0-1-0 | | HOME | | 2-1-0 | | 4-1-0 | | 7-1-0 | | | |
| 10-3-0 | | 0-0-0 | | 1-2-0 | | AWAY | | 0-0-0 | | 3-1-0 | | 6-0-0 | | | |
| 4-0-0 | | 0-0-0 | | 0-0-0 | | NEUTRAL | | 0-0-0 | | 0-0-0 | | 4-0-0 | | | |
| 18-4-0 | | 1-2-0 | | 0-1-0 | | NON-CONFERENCE | | 0-0-0 | | 5-1-0 | | 12-0-0 | | | |
| 8-3-0 | | 1-2-0 | | 0-1-0 | | HOME | | 0-0-0 | | 2-0-0 | | 5-0-0 | | | |
| 6-1-0 | | 0-0-0 | | 0-0- | | AWAY | | 0-0-0 | | 3-1-0 | | 3-0-0 | | | |
| 4-0-0 | | 0-0-0 | | 0-0-0 | | NEUTRAL | | 0-0-0 | | 0-0-0 | | 4-0-0 | | | |
| 10-5-0 | | 0-0-0 | | 1-2-0 | | CONFERENCE | | 2-1-0 | | 2-1-0 | | 5-1-0 | | | |
| 6-3-0 | | 0-0-0 | | 0-0-0 | | HOME | | 2-1-0 | | 2-1-0 | | 2-1-0 | | | |
| 4-2-0 | | 0-0-0 | | 1-2-0 | | AWAY | | 0-0-0 | | 0-0-0 | | 3-0-0 | | | |
| 0-0-0 | | 0-0-0 | | 0-0-0 | | NEUTRAL | | 0-0-0 | | 0-0-0 | | 0-0-0 | | | |
| RPI S | Opponent | Score | | RPI S | Opponent | Score | | RPI S | Opponent | Score | | RPI S | Opponent | Score | |
| 20 H | Creighton | 13 | 4 | 31 H | Arizona | 5 | 11 | 97 H | Loyola Marymount | 4 | 1 | 106 A | Samford | 4 | 3 |
| 20 H | Creighton | 2 | 10 | 50 A | St. Mary's (CA) | 4 | 7 | 97 H | Loyola Marymount | 7 | 4 | 106 A | Samford | 6 | 4 |
| 20 H | Creighton | 5 | 8 | 50 A | St. Mary's (CA) | 5 | 4 | 97 H | Loyola Marymount | 5 | 10 | 106 A | Samford | 5 | 10 |
| | | | | 50 A | St. Mary's (CA) | 4 | 5 | | | | | 106 A | Samford | 7 | 1 |
| | | | | | | | | | | | | 124 H | San Diego | 12 | 2 |
| | | | | | | | | | | | | 124 H | San Diego | 7 | 13 |
| | | | | | | | | | | | | 124 H | San Diego | 13 | 1 |
| | | | | | | | | | | | | 133 H | Utah | 14 | 3 |
| | | | | | | | | | | | | 133 H | Utah | 6 | 0 |
| | | | | | | | | | | | | 156 H | Utah Valley | 6 | 1 |
| | | | | | | | | | | | | 179 H | Pacific | 8 | 10 |
| | | | | | | | | | | | | 179 H | Pacific | 11 | 4 |
| | | | | | | | | | | | | 179 H | Pacific | 19 | 3 |
| | | | | | | | | | | | | 180 A | Portland | 5 | 3 |
| | | | | | | | | | | | | 180 A | Portland | 4 | 1 |
| | | | | | | | | | | | | 180 A | Portland | 8 | 2 |
| | | | | | | | | | | | | 194 A | Kansas | 8 | 2 |
| | | | | | | | | | | | | 194 A | Kansas | 11 | 10 |
| | | | | | | | | | | | | 194 A | Kansas | 7 | 6 |
| | | | | | | | | | | | | 222 H | Niagara | 15 | 3 |
| | | | | | | | | | | | | 222 H | Niagara | 14 | 10 |
| | | | | | | | | | | | | 222 H | Niagara | 14 | 1 |
| | | | | | | | | | | | | 222 H | Niagara | 14 | 2 |
| | | | | | | | | | | | | 269 N | Saint Louis | 5 | 0 |
| | | | | | | | | | | | | 269 N | Saint Louis | 11 | 3 |
| | | | | | | | | | | | | 269 N | Saint Louis | 21 | 7 |
| | | | | | | | | | | | | 269 N | Saint Louis | 11 | 7 |
| ----- | | | | | | | | | | | | | | | |
| LAST 15 GAMES | | | | | | | | | | | | | | | |
| 20 H | Creighton | 2 | 10 | 124 H | San Diego | 7 | 13 | 222 H | Niagara | 14 | 1 | 222 H | Niagara | 14 | 2 |
| 20 H | Creighton | 5 | 8 | 124 H | San Diego | 13 | 1 | 269 N | Saint Louis | 5 | 0 | 269 N | Saint Louis | 11 | 3 |
| 20 H | Creighton | 13 | 4 | 124 H | San Diego | 12 | 2 | 269 N | Saint Louis | 11 | 3 | 269 N | Saint Louis | 21 | 7 |
| 50 A | St. Mary's (CA) | 5 | 4 | | | | | 269 N | Saint Louis | 11 | 7 | 269 N | Saint Louis | 11 | 7 |
| 50 A | St. Mary's (CA) | 4 | 7 | | | | | | | | | | | | |

Non-Div. I Games:

BYU

| | | | | |
|-----|---|-----------------|----|---|
| 50 | A | St. Mary's (CA) | 4 | 5 |
| 133 | H | Utah | 14 | 3 |

B
Y
U

B
Y
U

| Average RPI Win: | | 106 | WON-LOST RECORD | | WINNING PCT. RANK | | LAST 15 GAMES | | STRENGTH OF SCHEDULE | | OPP. STRENGTH OF SCHEDULE | | TEAM RPI | | ADJ RPI | | CONF. RPI | | ADJ CONF. RPI | | | | |
|------------------|---|------------|-----------------|-----------|-------------------|-----|----------------|-------------|----------------------|------------|---------------------------|-----|-------------|-------------|---------|----------|-----------|-----|---------------|---------------------|--|-------|----|
| DIV. I ONLY | | | | 22-14-0 | .61111 | 72 | 7-8-0 | | 54 | | 27 | | 44 | | .56141 | | 44 | 3 | | 3 | | | |
| DIV. I NON-CONF. | | | | 12-4-0 | .75 | 28 | 1-0-0 | | 156 | | 4 | | 29 | | .57598 | | 29 | 3 | | 3 | | | |
| TOTALS | | RPI 1-25 | | RPI 26-50 | | | W-L RECORDS | | | RPI 51-100 | | | RPI 101-150 | | | RPI 150+ | | | | | | | |
| 22-14-0 | | 1-2-0 | | 3-3-0 | | | OVERALL | | | 7-5-0 | | | 8-4-0 | | | 3-0-0 | | | | | | | |
| 13-6-0 | | 1-2-0 | | 3-3-0 | | | HOME | | | 4-1-0 | | | 2-0-0 | | | 3-0-0 | | | | | | | |
| 9-8-0 | | 0-0-0 | | 0-0-0 | | | AWAY | | | 3-4-0 | | | 6-4-0 | | | 0-0-0 | | | | | | | |
| 0-0-0 | | 0-0-0 | | 0-0-0 | | | NEUTRAL | | | 0-0-0 | | | 0-0-0 | | | 0-0-0 | | | | | | | |
| 12-4-0 | | 1-2-0 | | 0-0-0 | | | NON-CONFERENCE | | | 2-2-0 | | | 6-0-0 | | | 3-0-0 | | | | | | | |
| 6-2-0 | | 1-2-0 | | 0-0-0 | | | HOME | | | 0-0-0 | | | 2-0-0 | | | 3-0-0 | | | | | | | |
| 6-2-0 | | 0-0-0 | | 0-0- | | | AWAY | | | 2-2-0 | | | 4-0-0 | | | 0-0-0 | | | | | | | |
| 0-0-0 | | 0-0-0 | | 0-0-0 | | | NEUTRAL | | | 0-0-0 | | | 0-0-0 | | | 0-0-0 | | | | | | | |
| 10-10-0 | | 0-0-0 | | 3-3-0 | | | CONFERENCE | | | 5-3-0 | | | 2-4-0 | | | 0-0-0 | | | | | | | |
| 7-4-0 | | 0-0-0 | | 3-3-0 | | | HOME | | | 4-1-0 | | | 0-0-0 | | | 0-0-0 | | | | | | | |
| 3-6-0 | | 0-0-0 | | 0-0-0 | | | AWAY | | | 1-2-0 | | | 2-4-0 | | | 0-0-0 | | | | | | | |
| 0-0-0 | | 0-0-0 | | 0-0-0 | | | NEUTRAL | | | 0-0-0 | | | 0-0-0 | | | 0-0-0 | | | | | | | |
| RPI | S | Opponent | | Score | | RPI | S | Opponent | | Score | | RPI | S | Opponent | | Score | | RPI | S | Opponent | | Score | |
| 15 | H | Texas Tech | | 9 | 2 | 31 | H | Arizona | | 5 | 8 | 62 | A | Cal Poly | | 7 | 1 | 101 | A | Oregon | | 3 | 4 |
| 15 | H | Texas Tech | | 8 | 11 | 31 | H | Arizona | | 0 | 3 | 64 | A | Duke | | 5 | 6 | 101 | A | Oregon | | 12 | 2 |
| 23 | H | Michigan | | 0 | 5 | 31 | H | Arizona | | 6 | 7 | 64 | A | Duke | | 4 | 5 | 101 | A | Oregon | | 5 | 11 |
| | | | | | | 48 | H | Oregon St. | | 5 | 0 | 64 | A | Duke | | 5 | 2 | 104 | A | Texas | | 10 | 7 |
| | | | | | | 48 | H | Oregon St. | | 6 | 2 | 69 | H | UCLA | | 8 | 2 | 104 | A | Texas | | 6 | 0 |
| | | | | | | 48 | H | Oregon St. | | 5 | 3 | 69 | H | UCLA | | 9 | 1 | 104 | A | Texas | | 4 | 3 |
| | | | | | | | | | | | | 69 | H | UCLA | | 5 | 3 | 104 | A | Texas | | 4 | 1 |
| | | | | | | | | | | | | 83 | A | Arizona St. | | 4 | 6 | 121 | A | Southern California | | 5 | 4 |
| | | | | | | | | | | | | 83 | A | Arizona St. | | 8 | 4 | 121 | A | Southern California | | 5 | 18 |
| | | | | | | | | | | | | 83 | A | Arizona St. | | 0 | 4 | 121 | A | Southern California | | 4 | 5 |
| | | | | | | | | | | | | 86 | H | Stanford | | 5 | 2 | 137 | H | San Francisco | | 5 | 4 |
| | | | | | | | | | | | | 86 | H | Stanford | | 6 | 8 | 137 | H | San Francisco | | 7 | 5 |
| | | | | | | | | | | | | | | | | | | 256 | H | Purdue | | 4 | 0 |
| | | | | | | | | | | | | | | | | | | 256 | H | Purdue | | 10 | 0 |
| | | | | | | | | | | | | | | | | | | 256 | H | Purdue | | 15 | 5 |
| LAST 15 GAMES | | | | | | | | | | | | | | | | | | | | | | | |
| | | | | | | 31 | H | Arizona | | 6 | 7 | 62 | A | Cal Poly | | 7 | 1 | | | | | | |
| | | | | | | 31 | H | Arizona | | 5 | 8 | 101 | A | Oregon | | 5 | 11 | | | | | | |
| | | | | | | 31 | H | Arizona | | 0 | 3 | 101 | A | Oregon | | 3 | 4 | | | | | | |
| | | | | | | 86 | H | Stanford | | 5 | 2 | | | | | | | | | | | | |
| | | | | | | 83 | A | Arizona St. | | 0 | 4 | | | | | | | | | | | | |

Non-Div. I Games:

California

| | | |
|------------------|---|---|
| 83 A Arizona St. | 8 | 4 |
| 83 A Arizona St. | 4 | 6 |

C
a
l
i
f
o
r
n
i
a

C
a
l
i
f
o
r
n
i
a

| Average RPI Win: | | 144 | WON-LOST RECORD | | WINNING PCT. RANK | | LAST 15 GAMES | | STRENGTH OF SCHEDULE | | OPP. STRENGTH OF SCHEDULE | | TEAM RPI | | ADJ RPI | | CONF. RPI | | ADJ CONF. RPI | | | | |
|------------------|---|--------------------|-----------------|-----------|-------------------|-----|---------------|----------------|----------------------|-------|---------------------------|------------|----------|----------------|-----------|-------------|-----------|-----|---------------|----------------|--|-------|---|
| DIV. I ONLY | | | 23-15-0 | | .60526 77 | | 10-5-0 | | 65 | | 35 | | 45 | | .56116 45 | | 2 | | 2 | | | | |
| DIV. I NON-CONF. | | | 14-5-0 | | .73684 32 | | 5-0-0 | | 253 | | 204 | | 94 | | .53068 94 | | 1 | | 1 | | | | |
| TOTALS | | RPI 1-25 | | RPI 26-50 | | | | W-L RECORDS | | | | RPI 51-100 | | | | RPI 101-150 | | | | RPI 150+ | | | |
| 23-15-0 | | 2-9-0 | | 2-2-0 | | | | OVERALL | | | | 6-0-0 | | | | 2-3-0 | | | | 11-1-0 | | | |
| 12-2-0 | | 1-1-0 | | 2-1-0 | | | | HOME | | | | 4-0-0 | | | | 1-0-0 | | | | 4-0-0 | | | |
| 6-10-0 | | 1-8-0 | | 0-0-0 | | | | AWAY | | | | 1-0-0 | | | | 1-2-0 | | | | 3-0-0 | | | |
| 5-3-0 | | 0-0-0 | | 0-1-0 | | | | NEUTRAL | | | | 1-0-0 | | | | 0-1-0 | | | | 4-1-0 | | | |
| 14-5-0 | | 1-0-0 | | 0-1-0 | | | | NON-CONFERENCE | | | | 3-0-0 | | | | 2-3-0 | | | | 8-1-0 | | | |
| 7-0-0 | | 1-0-0 | | 0-0-0 | | | | HOME | | | | 1-0-0 | | | | 1-0-0 | | | | 4-0-0 | | | |
| 2-2-0 | | 0-0-0 | | 0-0- | | | | AWAY | | | | 1-0-0 | | | | 1-2-0 | | | | 0-0-0 | | | |
| 5-3-0 | | 0-0-0 | | 0-1-0 | | | | NEUTRAL | | | | 1-0-0 | | | | 0-1-0 | | | | 4-1-0 | | | |
| 9-10-0 | | 1-9-0 | | 2-1-0 | | | | CONFERENCE | | | | 3-0-0 | | | | 0-0-0 | | | | 3-0-0 | | | |
| 5-2-0 | | 0-1-0 | | 2-1-0 | | | | HOME | | | | 3-0-0 | | | | 0-0-0 | | | | 0-0-0 | | | |
| 4-8-0 | | 1-8-0 | | 0-0-0 | | | | AWAY | | | | 0-0-0 | | | | 0-0-0 | | | | 3-0-0 | | | |
| 0-0-0 | | 0-0-0 | | 0-0-0 | | | | NEUTRAL | | | | 0-0-0 | | | | 0-0-0 | | | | 0-0-0 | | | |
| RPI | S | Opponent | | Score | | RPI | S | Opponent | | Score | | RPI | S | Opponent | | Score | | RPI | S | Opponent | | Score | |
| 2 | A | Louisville | | 0 | 1 | 32 | H | Wake Forest | | 6 | 5 | 51 | N | Gonzaga | | 7 | 6 | 101 | H | Oregon | | 6 | 3 |
| 2 | A | Louisville | | 2 | 8 | 32 | H | Wake Forest | | 13 | 15 | 52 | H | Boston College | | 4 | 1 | 146 | N | Bradley | | 3 | 4 |
| 2 | A | Louisville | | 3 | 4 | 32 | H | Wake Forest | | 10 | 2 | 52 | H | Boston College | | 11 | 9 | 148 | A | Santa Clara | | 0 | 2 |
| 6 | A | Florida St. | | 6 | 12 | 41 | N | Alabama | | 0 | 4 | 52 | H | Boston College | | 4 | 1 | 148 | A | Santa Clara | | 2 | 4 |
| 6 | A | Florida St. | | 6 | 11 | | | | | | | 72 | A | Michigan St. | | 1 | 0 | 148 | A | Santa Clara | | 5 | 0 |
| 6 | A | Florida St. | | 6 | 7 | | | | | | | 77 | H | Valparaiso | | 3 | 1 | 195 | H | Ill.-Chicago | | 9 | 5 |
| 7 | H | Miami (FL) | | 2 | 10 | | | | | | | | | | | | | 200 | A | Virginia Tech | | 5 | 2 |
| 8 | A | North Carolina St. | | 8 | 4 | | | | | | | | | | | | | 200 | A | Virginia Tech | | 6 | 2 |
| 8 | A | North Carolina St. | | 1 | 9 | | | | | | | | | | | | | 200 | A | Virginia Tech | | 16 | 4 |
| 8 | A | North Carolina St. | | 6 | 16 | | | | | | | | | | | | | 222 | N | Niagara | | 5 | 4 |
| 23 | H | Michigan | | 9 | 5 | | | | | | | | | | | | | 234 | H | Toledo | | 10 | 3 |
| | | | | | | | | | | | | | | | | | | 260 | N | Brown | | 7 | 6 |
| | | | | | | | | | | | | | | | | | | 263 | H | Central Mich. | | 7 | 6 |
| | | | | | | | | | | | | | | | | | | 264 | N | Incarnate Word | | 13 | 2 |
| | | | | | | | | | | | | | | | | | | 277 | N | Bucknell | | 5 | 6 |
| | | | | | | | | | | | | | | | | | | 286 | N | Texas Southern | | 6 | 5 |
| | | | | | | | | | | | | | | | | | | 290 | H | Chicago St. | | 6 | 3 |
| LAST 15 GAMES | | | | | | | | | | | | | | | | | | | | | | | |
| | | | | | | 6 | A | Florida St. | | 6 | 11 | 52 | H | Boston College | | 4 | 1 | | | | | | |
| | | | | | | 6 | A | Florida St. | | 6 | 7 | 290 | H | Chicago St. | | 6 | 3 | | | | | | |
| | | | | | | 6 | A | Florida St. | | 6 | 12 | 7 | H | Miami (FL) | | 2 | 10 | | | | | | |
| | | | | | | 263 | H | Central Mich. | | 7 | 6 | | | | | | | | | | | | |
| | | | | | | 72 | A | Michigan St. | | 1 | 0 | | | | | | | | | | | | |

Non-Div. I Games:

Notre Dame

| | | |
|---------------------|----|---|
| 52 H Boston College | 11 | 9 |
| 52 H Boston College | 4 | 1 |

N
o
t
r
e
D
a
m
e

N
o
t
r
e
D
a
m
e

| UNCG | | | | Through Games Of April 24, 2016 | | | | | | | | | |
|-----------------------|--------------------|----------|-----------|---------------------------------|----------------|-------|---------------|-------|-------------|-----------------|----------|-----------|----|
| Average RPI Win: 179 | | WON-LOST | WINNING | LAST 15 | STRENGTH OF | | OPP. STRENGTH | TEAM | ADJ | | CONF. | ADJ CONF. | |
| Average RPI Loss: 118 | | RECORD | PCT. RANK | GAMES | SCHEDULE | | OF SCHEDULE | RPI | RPI | | RPI | RPI | |
| DIV. I ONLY | | 31-11-0 | .7381 | 15 | 10-5-0 | | 168 | 123 | 46 | .56115 | 46 | 14 | 14 |
| DIV. I NON-CONF. | | 21-9-0 | .7 | 44 | 1-3-0 | | 111 | 91 | 42 | .56503 | 42 | 17 | 17 |
| TOTALS | | RPI 1-25 | RPI 26-50 | | W-L RECORDS | | RPI 51-100 | | RPI 101-150 | | RPI 150+ | | |
| 31-11-0 | | 1-2-0 | 1-2-0 | | OVERALL | | 4-2-0 | | 3-0-0 | | 22-5-0 | | |
| 22-1-0 | | 0-0-0 | 1-0-0 | | HOME | | 1-0-0 | | 3-0-0 | | 17-1-0 | | |
| 7-9-0 | | 1-2-0 | 0-2-0 | | AWAY | | 1-2-0 | | 0-0-0 | | 5-3-0 | | |
| 2-1-0 | | 0-0-0 | 0-0-0 | | NEUTRAL | | 2-0-0 | | 0-0-0 | | 0-1-0 | | |
| 21-9-0 | | 1-2-0 | 1-2-0 | | NON-CONFERENCE | | 4-2-0 | | 3-0-0 | | 12-3-0 | | |
| 16-1-0 | | 0-0-0 | 1-0-0 | | HOME | | 1-0-0 | | 3-0-0 | | 11-1-0 | | |
| 3-7-0 | | 1-2-0 | 0-0- | | AWAY | | 1-2-0 | | 0-0-0 | | 1-1-0 | | |
| 2-1-0 | | 0-0-0 | 0-0-0 | | NEUTRAL | | 2-0-0 | | 0-0-0 | | 0-1-0 | | |
| 10-2-0 | | 0-0-0 | 0-0-0 | | CONFERENCE | | 0-0-0 | | 0-0-0 | | 10-2-0 | | |
| 6-0-0 | | 0-0-0 | 0-0-0 | | HOME | | 0-0-0 | | 0-0-0 | | 6-0-0 | | |
| 4-2-0 | | 0-0-0 | 0-0-0 | | AWAY | | 0-0-0 | | 0-0-0 | | 4-2-0 | | |
| 0-0-0 | | 0-0-0 | 0-0-0 | | NEUTRAL | | 0-0-0 | | 0-0-0 | | 0-0-0 | | |
| RPI S | Opponent | Score | RPI S | Opponent | Score | RPI S | Opponent | Score | RPI S | Opponent | Score | | |
| 8 A | North Carolina St. | 4 8 | 26 A | UNCW | 4 8 | 58 A | High Point | 9 3 | 139 H | Binghamton | 10 9 | | |
| 11 A | Coastal Caro. | 4 7 | 32 A | Wake Forest | 4 6 | 58 A | High Point | 5 15 | 139 H | Binghamton | 5 2 | | |
| 11 A | Coastal Caro. | 4 2 | 32 H | Wake Forest | 18 3 | 58 H | High Point | 13 5 | 139 H | Binghamton | 19 4 | | |
| | | | | | | 64 A | Duke | 4 7 | 155 A | Furman | 14 0 | | |
| | | | | | | 90 N | Illinois | 20 9 | 155 A | Furman | 18 11 | | |
| | | | | | | 90 N | Illinois | 5 4 | 155 A | Furman | 7 9 | | |
| | | | | | | | | | 162 A | Campbell | 8 2 | | |
| | | | | | | | | | 174 H | Georgetown | 5 4 | | |
| | | | | | | | | | 174 H | Georgetown | 8 4 | | |
| | | | | | | | | | 174 H | Georgetown | 17 9 | | |
| | | | | | | | | | 197 A | Elon | 8 14 | | |
| | | | | | | | | | 197 H | Elon | 7 3 | | |
| | | | | | | | | | 201 H | Marist | 16 3 | | |
| | | | | | | | | | 201 H | Marist | 8 6 | | |
| | | | | | | | | | 201 H | Marist | 16 4 | | |
| | | | | | | | | | 218 A | The Citadel | 14 1 | | |
| | | | | | | | | | 218 A | The Citadel | 7 4 | | |
| | | | | | | | | | 218 A | The Citadel | 5 7 | | |
| | | | | | | | | | 233 H | VMI | 11 6 | | |
| | | | | | | | | | 233 H | VMI | 10 4 | | |
| | | | | | | | | | 233 H | VMI | 6 1 | | |
| | | | | | | | | | 240 H | Army West Point | 4 6 | | |
| | | | | | | | | | 240 H | Army West Point | 16 2 | | |
| | | | | | | | | | 240 H | Army West Point | 10 6 | | |
| | | | | | | | | | 272 H | ETSU | 9 7 | | |
| | | | | | | | | | 272 H | ETSU | 6 5 | | |
| | | | | | | | | | 272 H | ETSU | 13 6 | | |
| LAST 15 GAMES | | | | | | | | | | | | | |
| | | | | | | 32 H | Wake Forest | 18 3 | | | | | |
| | | | | | | 32 A | Wake Forest | 4 6 | | | | | |
| | | | | | | 218 A | The Citadel | 7 4 | | | | | |
| | | | | | | | | | | | | | |
| | | | | | | | | | | | | | |
| | | | | | | | | | | | | | |
| | | | | | | | | | | | | | |
| | | | | | | | | | | | | | |
| | | | | | | | | | | | | | |
| | | | | | | | | | | | | | |
| | | | | | | | | | | | | | |
| | | | | | | | | | | | | | |
| | | | | | | | | | | | | | |
| | | | | | | | | | | | | | |
| | | | | | | | | | | | | | |
| | | | | | | | | | | | | | |
| | | | | | | | | | | | | | |
| | | | | | | | | | | | | | |
| | | | | | | | | | | | | | |
| | | | | | | | | | | | | | |
| | | | | | | | | | | | | | |
| | | | | | | | | | | | | | |
| | | | | | | | | | | | | | |
| | | | | | | | | | | | | | |
| | | | | | | | | | | | | | |
| | | | | | | | | | | | | | |
| | | | | | | | | | | | | | |
| | | | | | | | | | | | | | |
| | | | | | | | | | | | | | |
| | | | | | | | | | | | | | |
| | | | | | | | | | | | | | |
| | | | | | | | | | | | | | |
| | | | | | | | | | | | | | |
| | | | | | | | | | | | | | |
| | | | | | | | | | | | | | |
| | | | | | | | | | | | | | |
| | | | | | | | | | | | | | |
| | | | | | | | | | | | | | |
| | | | | | | | | | | | | | |
| | | | | | | | | | | | | | |
| | | | | | | | | | | | | | |
| | | | | | | | | | | | | | |
| | | | | | | | | | | | | | |
| | | | | | | | | | | | | | |
| | | | | | | | | | | | | | |
| | | | | | | | | | | | | | |
| | | | | | | | | | | | | | |
| | | | | | | | | | | | | | |
| | | | | | | | | | | | | | |
| | | | | | | | | | | | | | |
| | | | | | | | | | | | | | |
| | | | | | | | | | | | | | |
| | | | | | | | | | | | | | |
| | | | | | | | | | | | | | |
| | | | | | | | | | | | | | |
| | | | | | | | | | | | | | |
| | | | | | | | | | | | | | |
| | | | | | | | | | | | | | |
| | | | | | | | | | | | | | |
| | | | | | | | | | | | | | |
| | | | | | | | | | | | | | |
| | | | | | | | | | | | | | |
| | | | | | | | | | | | | | |
| | | | | | | | | | | | | | |

Non-Div. I Games:

UNCG

| | | | | |
|-----|---|--------|----|----|
| 155 | A | Furman | 18 | 11 |
| 155 | A | Furman | 7 | 9 |

| RPI | S | Opponent | Score | |
|-----|---|----------|-------|---|
| 287 | H | N.C. A&T | 6 | 2 |
| 287 | N | N.C. A&T | 8 | 9 |
| 294 | H | UMES | 8 | 2 |

| | | | | |
|-----|---|-------------|---|---|
| 75 | H | McNeese St. | 5 | 1 |
| 127 | A | Baylor | 3 | 6 |

L
a
m
a
r

L
a
m
a
r

| Average RPI Win: | 131 | WON-LOST | WINNING | LAST 15 | STRENGTH OF | OPP. STRENGTH | TEAM | ADJ | CONF. | ADJ CONF. | |
|-------------------|-----------|-----------|-----------|----------------|-------------|---------------|-------------|-------------|-------|----------------|-------|
| Average RPI Loss: | 116 | RECORD | PCT. RANK | GAMES | SCHEDULE | OF SCHEDULE | RPI | RPI | RPI | RPI | |
| DIV. I ONLY | 26-10-0 | .72222 | 23 | 10-5-0 | 180 | 26 | 48 | .56047 | 48 | 3 | 3 |
| DIV. I NON-CONF. | 16-3-0 | .84211 | 9 | 4-1-0 | 238 | 28 | 44 | .56256 | 44 | 3 | 3 |
| <hr/> | | | | | | | | | | | |
| TOTALS | RPI 1-25 | RPI 26-50 | | W-L RECORDS | | RPI 51-100 | | RPI 101-150 | | RPI 150+ | |
| 26-10-0 | 1-0-0 | 2-4-0 | | OVERALL | | 3-0-0 | | 9-2-0 | | 11-4-0 | |
| 10-3-0 | 0-0-0 | 2-1-0 | | HOME | | 3-0-0 | | 2-1-0 | | 3-1-0 | |
| 7-6-0 | 0-0-0 | 0-3-0 | | AWAY | | 0-0-0 | | 5-1-0 | | 2-2-0 | |
| 9-1-0 | 1-0-0 | 0-0-0 | | NEUTRAL | | 0-0-0 | | 2-0-0 | | 6-1-0 | |
| 16-3-0 | 1-0-0 | 0-0-0 | | NON-CONFERENCE | | 0-0-0 | | 5-1-0 | | 10-2-0 | |
| 5-2-0 | 0-0-0 | 0-0-0 | | HOME | | 0-0-0 | | 2-1-0 | | 3-1-0 | |
| 3-0-0 | 0-0-0 | 0-0- | | AWAY | | 0-0-0 | | 2-0-0 | | 1-0-0 | |
| 8-1-0 | 1-0-0 | 0-0-0 | | NEUTRAL | | 0-0-0 | | 1-0-0 | | 6-1-0 | |
| 10-7-0 | 0-0-0 | 2-4-0 | | CONFERENCE | | 3-0-0 | | 4-1-0 | | 1-2-0 | |
| 5-1-0 | 0-0-0 | 2-1-0 | | HOME | | 3-0-0 | | 0-0-0 | | 0-0-0 | |
| 4-6-0 | 0-0-0 | 0-3-0 | | AWAY | | 0-0-0 | | 3-1-0 | | 1-2-0 | |
| 1-0-0 | 0-0-0 | 0-0-0 | | NEUTRAL | | 0-0-0 | | 1-0-0 | | 0-0-0 | |
| RPI S | Opponent | Score | RPI S | Opponent | Score | RPI S | Opponent | Score | RPI S | Opponent | Score |
| 23 N | Minnesota | 8 7 | 44 A | California | 2 6 | 83 H | Arizona St. | 3 2 | 101 A | Oregon | 11 10 |
| | | | 44 A | California | 0 5 | 83 H | Arizona St. | 7 3 | 115 N | William & Mary | 12 3 |
| | | | 44 A | California | 3 5 | 83 H | Arizona St. | 12 2 | 124 A | San Diego | 5 2 |
| | | | 49 H | Washington | 10 1 | | | | 124 A | San Diego | 7 2 |
| | | | 49 H | Washington | 5 4 | | | | 133 A | Utah | 6 7 |
| | | | 49 H | Washington | 2 3 | | | | 133 A | Utah | 10 4 |
| | | | | | | | | | 133 A | Utah | 7 2 |
| | | | | | | | | | 133 N | Utah | 10 2 |
| | | | | | | | | | 137 H | San Francisco | 0 5 |
| | | | | | | | | | 137 H | San Francisco | 4 0 |
| | | | | | | | | | 137 H | San Francisco | 8 5 |
| | | | | | | | | | 151 N | Kansas St. | 14 0 |
| | | | | | | | | | 151 N | Kansas St. | 7 5 |
| | | | | | | | | | 156 N | Utah Valley | 9 12 |
| | | | | | | | | | 161 N | Ball St. | 7 6 |
| | | | | | | | | | 167 H | Central Ark. | 7 1 |
| | | | | | | | | | 167 H | Central Ark. | 6 2 |
| | | | | | | | | | 167 N | Central Ark. | 6 2 |
| | | | | | | | | | 180 A | Portland | 13 6 |
| | | | | | | | | | 185 H | San Diego St. | 5 6 |
| | | | | | | | | | 185 H | San Diego St. | 9 6 |
| | | | | | | | | | 186 A | Washington St. | 5 7 |
| | | | | | | | | | 186 A | Washington St. | 12 3 |
| | | | | | | | | | 186 A | Washington St. | 3 8 |
| | | | | | | | | | 194 N | Kansas | 9 3 |
| | | | | | | | | | 194 N | Kansas | 3 1 |
| | | | | | | | | | | | |
| | | | | | | | | | | | |
| | | | | | | | | | | | |
| | | | | | | | | | | | |
| | | | | | | | | | | | |
| | | | | | | | | | | | |
| | | | | | | | | | | | |
| | | | | | | | | | | | |
| | | | | | | | | | | | |
| | | | | | | | | | | | |
| | | | | | | | | | | | |
| | | | | | | | | | | | |
| | | | | | | | | | | | |
| | | | | | | | | | | | |
| | | | | | | | | | | | |
| | | | | | | | | | | | |
| | | | | | | | | | | | |
| | | | | | | | | | | | |
| | | | | | | | | | | | |
| | | | | | | | | | | | |
| | | | | | | | | | | | |
| | | | | | | | | | | | |
| | | | | | | | | | | | |
| | | | | | | | | | | | |
| | | | | | | | | | | | |
| | | | | | | | | | | | |
| | | | | | | | | | | | |
| | | | | | | | | | | | |
| | | | | | | | | | | | |
| | | | | | | | | | | | |
| | | | | | | | | | | | |
| | | | | | | | | | | | |
| | | | | | | | | | | | |
| | | | | | | | | | | | |
| | | | | | | | | | | | |
| | | | | | | | | | | | |
| | | | | | | | | | | | |
| | | | | | | | | | | | |
| | | | | | | | | | | | |
| | | | | | | | | | | | |
| | | | | | | | | | | | |
| | | | | | | | | | | | |
| | | | | | | | | | | | |
| | | | | | | | | | | | |
| | | | | | | | | | | | |
| | | | | | | | | | | | |
| | | | | | | | | | | | |

Non-Div. I Games:

Oregon St.

| | | |
|----------------------|----|---|
| 186 A Washington St. | 5 | 7 |
| 186 A Washington St. | 12 | 3 |

O
r
e
g
o
n
s
t
.

O
r
e
g
o
n
s
t
.

| Average RPI Win: | 101 | WON-LOST | WINNING | LAST 15 | STRENGTH OF | OPP. STRENGTH | TEAM | ADJ | CONF. | ADJ CONF. | |
|-------------------|----------|-----------|-----------|-----------------|-------------|---------------|-------------|-------------|-------|--------------|-------|
| Average RPI Loss: | 102 | RECORD | PCT. RANK | GAMES | SCHEDULE | OF SCHEDULE | RPI | RPI | RPI | RPI | |
| DIV. I ONLY | 22-14-0 | .61111 | 72 | 9-6-0 | 29 | 83 | 49 | .5604 | 49 | 3 | 3 |
| DIV. I NON-CONF. | 13-8-0 | .61905 | 77 | 4-2-0 | 89 | 95 | 72 | .54128 | 72 | 3 | 3 |
| <hr/> | | | | | | | | | | | |
| TOTALS | RPI 1-25 | RPI 26-50 | | W-L RECORDS | | RPI 51-100 | | RPI 101-150 | | RPI 150+ | |
| 22-14-0 | 0-0-0 | 6-4-0 | | OVERALL | | 6-4-0 | | 6-3-0 | | 4-3-0 | |
| 15-7-0 | 0-0-0 | 5-2-0 | | HOME | | 4-2-0 | | 4-2-0 | | 2-1-0 | |
| 7-7-0 | 0-0-0 | 1-2-0 | | AWAY | | 2-2-0 | | 2-1-0 | | 2-2-0 | |
| 0-0-0 | 0-0-0 | 0-0-0 | | NEUTRAL | | 0-0-0 | | 0-0-0 | | 0-0-0 | |
| 13-8-0 | 0-0-0 | 3-1-0 | | NON-CONFERENCE | | 2-2-0 | | 4-2-0 | | 4-3-0 | |
| 9-4-0 | 0-0-0 | 3-1-0 | | HOME | | 2-1-0 | | 2-1-0 | | 2-1-0 | |
| 4-4-0 | 0-0-0 | 0-0- | | AWAY | | 0-1-0 | | 2-1-0 | | 2-2-0 | |
| 0-0-0 | 0-0-0 | 0-0-0 | | NEUTRAL | | 0-0-0 | | 0-0-0 | | 0-0-0 | |
| 9-6-0 | 0-0-0 | 3-3-0 | | CONFERENCE | | 4-2-0 | | 2-1-0 | | 0-0-0 | |
| 6-3-0 | 0-0-0 | 2-1-0 | | HOME | | 2-1-0 | | 2-1-0 | | 0-0-0 | |
| 3-3-0 | 0-0-0 | 1-2-0 | | AWAY | | 2-1-0 | | 0-0-0 | | 0-0-0 | |
| 0-0-0 | 0-0-0 | 0-0-0 | | NEUTRAL | | 0-0-0 | | 0-0-0 | | 0-0-0 | |
| RPI S | Opponent | Score | RPI S | Opponent | Score | RPI S | Opponent | Score | RPI S | Opponent | Score |
| | | | 31 H | Arizona | 6 3 | 51 H | Gonzaga | 6 8 | 101 H | Oregon | 9 6 |
| | | | 31 H | Arizona | 8 4 | 51 H | Gonzaga | 2 0 | 101 H | Oregon | 0 2 |
| | | | 31 H | Arizona | 7 17 | 69 H | UCLA | 0 1 | 101 H | Oregon | 7 4 |
| | | | 48 A | Oregon St. | 1 10 | 69 H | UCLA | 8 7 | 127 A | Baylor | 7 1 |
| | | | 48 A | Oregon St. | 4 5 | 69 H | UCLA | 7 4 | 127 A | Baylor | 7 2 |
| | | | 48 A | Oregon St. | 3 2 | 83 A | Arizona St. | 3 6 | 127 A | Baylor | 5 9 |
| | | | 50 H | St. Mary's (CA) | 3 5 | 83 A | Arizona St. | 4 2 | 148 H | Santa Clara | 4 1 |
| | | | 50 H | St. Mary's (CA) | 6 1 | 83 A | Arizona St. | 6 1 | 148 H | Santa Clara | 10 9 |
| | | | 50 H | St. Mary's (CA) | 3 1 | 95 A | Seattle | 2 3 | 148 H | Santa Clara | 1 2 |
| | | | 50 H | St. Mary's (CA) | 3 0 | 95 H | Seattle | 12 4 | 179 H | Pacific | 6 2 |
| | | | | | | | | | 179 H | Pacific | 6 2 |
| | | | | | | | | | 179 H | Pacific | 3 6 |
| | | | | | | | | | 198 A | UC Riverside | 2 1 |
| | | | | | | | | | 198 A | UC Riverside | 5 6 |
| | | | | | | | | | 198 A | UC Riverside | 17 4 |
| | | | | | | | | | 198 A | UC Riverside | 5 8 |
| <hr/> | | | | | | | | | | | |
| LAST 15 GAMES | | | | | | | | | | | |
| | | | 50 H | St. Mary's (CA) | 3 0 | 69 H | UCLA | 0 1 | | | |
| | | | 50 H | St. Mary's (CA) | 3 1 | 95 H | Seattle | 12 4 | | | |
| | | | 50 H | St. Mary's (CA) | 6 1 | 83 A | Arizona St. | 6 1 | | | |
| | | | 50 H | St. Mary's (CA) | 3 5 | | | | | | |
| | | | 95 A | Seattle | 2 3 | | | | | | |

Non-Div. I Games:

Washington

| | | | | |
|----|---|------|---|---|
| 69 | H | UCLA | 7 | 4 |
| 69 | H | UCLA | 8 | 7 |

W
a
s
h
i
n
g
t
o
n

W
a
s
h
i
n
g
t
o
n

| | | | | | | | | | | | |
|-------------------|----------|------------------|-----------|----------------|-------------|------------------|-------------|--------|----------|------------|-------|
| Average RPI Win: | 131 | WON-LOST | WINNING | LAST 15 | STRENGTH OF | OPP. STRENGTH | TEAM | ADJ | CONF. | ADJ CONF. | |
| Average RPI Loss: | 82 | RECORD | PCT. RANK | GAMES | SCHEDULE | OF SCHEDULE | RPI | RPI | RPI | RPI | |
| DIV. I ONLY | 22-15-0 | .59459 | 85 | 9-6-0 | 55 | 65 | 50 | .5598 | 50 | 8 | 8 |
| DIV. I NON-CONF. | 12-10-0 | .54545 | 123 | 3-3-0 | 95 | 23 | 82 | .53759 | 82 | 8 | 8 |
| <hr/> | | | | | | | | | | | |
| TOTALS | RPI 1-25 | RPI 26-50 | | W-L RECORDS | RPI 51-100 | | RPI 101-150 | | RPI 150+ | | |
| 22-15-0 | 1-0-0 | 3-6-0 | | OVERALL | 5-5-0 | | 7-2-0 | | 6-2-0 | | |
| 10-4-0 | 0-0-0 | 2-1-0 | | HOME | 5-3-0 | | 2-0-0 | | 1-0-0 | | |
| 9-9-0 | 1-0-0 | 1-4-0 | | AWAY | 0-1-0 | | 5-2-0 | | 2-2-0 | | |
| 3-2-0 | 0-0-0 | 0-1-0 | | NEUTRAL | 0-1-0 | | 0-0-0 | | 3-0-0 | | |
| 12-10-0 | 1-0-0 | 1-5-0 | | NON-CONFERENCE | 3-4-0 | | 3-0-0 | | 4-1-0 | | |
| 6-2-0 | 0-0-0 | 0-0-0 | | HOME | 3-2-0 | | 2-0-0 | | 1-0-0 | | |
| 3-6-0 | 1-0-0 | 1-0- | | AWAY | 0-1-0 | | 1-0-0 | | 0-1-0 | | |
| 3-2-0 | 0-0-0 | 0-1-0 | | NEUTRAL | 0-1-0 | | 0-0-0 | | 3-0-0 | | |
| 10-5-0 | 0-0-0 | 2-1-0 | | CONFERENCE | 2-1-0 | | 4-2-0 | | 2-1-0 | | |
| 4-2-0 | 0-0-0 | 2-1-0 | | HOME | 2-1-0 | | 0-0-0 | | 0-0-0 | | |
| 6-3-0 | 0-0-0 | 0-0-0 | | AWAY | 0-0-0 | | 4-2-0 | | 2-1-0 | | |
| 0-0-0 | 0-0-0 | 0-0-0 | | NEUTRAL | 0-0-0 | | 0-0-0 | | 0-0-0 | | |
| RPI | S | Opponent | Score | RPI | S | Opponent | Score | RPI | S | Opponent | Score |
| 9 | A | UC Santa Barbara | 7 4 | 31 | A | Arizona | 5 11 | 51 | H | Gonzaga | 6 5 |
| | | | | 34 | N | Northwestern St. | 3 9 | 51 | H | Gonzaga | 2 0 |
| | | | | 43 | H | BYU | 7 4 | 51 | H | Gonzaga | 1 7 |
| | | | | 43 | H | BYU | 5 4 | 54 | N | Tennessee | 3 6 |
| | | | | 43 | H | BYU | 4 5 | 80 | H | Fresno St. | 4 6 |
| | | | | 49 | A | Washington | 5 3 | 86 | A | Stanford | 1 9 |
| | | | | 49 | A | Washington | 1 6 | 95 | H | Seattle | 1 0 |
| | | | | 49 | A | Washington | 1 3 | 95 | H | Seattle | 5 2 |
| | | | | 49 | A | Washington | 0 3 | 95 | H | Seattle | 10 5 |
| | | | | | | | | 95 | H | Seattle | 1 4 |
| | | | | | | | | | | | |
| | | | | | | | | | | | |
| | | | | | | | | | | | |
| | | | | | | | | | | | |
| | | | | | | | | | | | |
| | | | | | | | | | | | |
| | | | | | | | | | | | |
| | | | | | | | | | | | |
| | | | | | | | | | | | |
| | | | | | | | | | | | |
| | | | | | | | | | | | |
| | | | | | | | | | | | |
| | | | | | | | | | | | |
| | | | | | | | | | | | |
| | | | | | | | | | | | |
| | | | | | | | | | | | |
| | | | | | | | | | | | |
| | | | | | | | | | | | |
| | | | | | | | | | | | |
| | | | | | | | | | | | |
| | | | | | | | | | | | |
| | | | | | | | | | | | |
| | | | | | | | | | | | |
| | | | | | | | | | | | |
| | | | | | | | | | | | |
| | | | | | | | | | | | |
| | | | | | | | | | | | |
| | | | | | | | | | | | |
| | | | | | | | | | | | |
| | | | | | | | | | | | |
| | | | | | | | | | | | |
| | | | | | | | | | | | |
| | | | | | | | | | | | |
| | | | | | | | | | | | |
| | | | | | | | | | | | |
| | | | | | | | | | | | |
| | | | | | | | | | | | |
| | | | | | | | | | | | |
| | | | | | | | | | | | |
| | | | | | | | | | | | |
| | | | | | | | | | | | |
| | | | | | | | | | | | |
| | | | | | | | | | | | |
| | | | | | | | | | | | |
| | | | | | | | | | | | |
| | | | | | | | | | | | |
| | | | | | | | | | | | |
| | | | | | | | | | | | |
| | | | | | | | | | | | |
| | | | | | | | | | | | |
| | | | | | | | | | | | |
| | | | | | | | | | | | |
| | | | | | | | | | | | |
| | | | | | | | | | | | |
| | | | | | | | | | | | |
| | | | | | | | | | | | |
| | | | | | | | | | | | |
| | | | | | | | | | | | |
| | | | | | | | | | | | |
| | | | | | | | | | | | |
| | | | | | | | | | | | |
| | | | | | | | | | | | |
| | | | | | | | | | | | |
| | | | | | | | | | | | |
| | | | | | | | | | | | |
| | | | | | | | | | | | |
| | | | | | | | | | | | |
| | | | | | | | | | | | |

Non-Div. I Games:

St. Mary's (CA)

| | | |
|----------|---|---|
| 43 H BYU | 4 | 5 |
| 43 H BYU | 7 | 4 |

S
t
.
M
a
r
y
'
s
(
C
A
)

S
t
.
M
a
r
y
'
s
(
C
A
)

| Average RPI Win: | 150 | WON-LOST RECORD | WINNING PCT. RANK | LAST 15 GAMES | STRENGTH OF SCHEDULE | OPP. STRENGTH OF SCHEDULE | TEAM RPI | ADJ RPI | CONF. RPI | ADJ CONF. RPI | | |
|------------------|----------|--------------------|----------------------|------------------|-------------------------|------------------------------|-------------|-------------|--------------|------------------|-------|---|
| DIV. I ONLY | | 24-13-0 | .64865 | 55 | 11-4-0 | 147 | 59 | 51 | .55777 | 51 | 8 | 8 |
| DIV. I NON-CONF. | | 12-7-0 | .63158 | 71 | 2-1-0 | 116 | 51 | 34 | .57244 | 34 | 8 | 8 |
| <hr/> | | | | | | | | | | | | |
| TOTALS | RPI 1-25 | RPI 26-50 | | W-L RECORDS | | RPI 51-100 | | RPI 101-150 | | RPI 150+ | | |
| 24-13-0 | 1-2-0 | 2-4-0 | | OVERALL | | 1-0-0 | | 8-5-0 | | 12-2-0 | | |
| 8-2-0 | 0-0-0 | 0-0-0 | | HOME | | 0-0-0 | | 4-2-0 | | 4-0-0 | | |
| 14-9-0 | 1-2-0 | 2-3-0 | | AWAY | | 1-0-0 | | 4-2-0 | | 6-2-0 | | |
| 2-2-0 | 0-0-0 | 0-1-0 | | NEUTRAL | | 0-0-0 | | 0-1-0 | | 2-0-0 | | |
| 12-7-0 | 1-2-0 | 1-2-0 | | NON-CONFERENCE | | 1-0-0 | | 3-1-0 | | 6-2-0 | | |
| 1-0-0 | 0-0-0 | 0-0-0 | | HOME | | 0-0-0 | | 0-0-0 | | 1-0-0 | | |
| 9-5-0 | 1-2-0 | 1-0- | | AWAY | | 1-0-0 | | 3-0-0 | | 3-2-0 | | |
| 2-2-0 | 0-0-0 | 0-1-0 | | NEUTRAL | | 0-0-0 | | 0-1-0 | | 2-0-0 | | |
| 12-6-0 | 0-0-0 | 1-2-0 | | CONFERENCE | | 0-0-0 | | 5-4-0 | | 6-0-0 | | |
| 7-2-0 | 0-0-0 | 0-0-0 | | HOME | | 0-0-0 | | 4-2-0 | | 3-0-0 | | |
| 5-4-0 | 0-0-0 | 1-2-0 | | AWAY | | 0-0-0 | | 1-2-0 | | 3-0-0 | | |
| 0-0-0 | 0-0-0 | 0-0-0 | | NEUTRAL | | 0-0-0 | | 0-0-0 | | 0-0-0 | | |
| RPI | S | Opponent | Score | RPI | S | Opponent | Score | RPI | S | Opponent | Score | |
| 21 | A | TCU | 4 3 | 45 | N | Notre Dame | 6 7 | 92 | A | Arkansas | 15 10 | |
| 21 | A | TCU | 1 16 | 49 | A | Washington | 8 6 | | | | | |
| 21 | A | TCU | 2 10 | 49 | A | Washington | 0 2 | | | | | |
| | | | | 50 | A | St. Mary's (CA) | 7 1 | | | | | |
| | | | | 50 | A | St. Mary's (CA) | 0 2 | | | | | |
| | | | | 50 | A | St. Mary's (CA) | 5 6 | | | | | |
| | | | | LAST 15 GAMES | | | | | | | | |
| | | | | 148 | H | Santa Clara | 0 6 | 180 | H | Portland | 3 0 | |
| | | | | 148 | H | Santa Clara | 3 0 | 180 | H | Portland | 18 1 | |
| | | | | 148 | H | Santa Clara | 7 4 | 186 | H | Washington St. | 8 0 | |
| | | | | 137 | A | San Francisco | 3 5 | 264 | N | Incarnate Word | 8 5 | |
| | | | | 137 | A | San Francisco | 10 2 | 286 | N | Texas Southern | 18 3 | |

Non-Div. I Games:

Gonzaga

| | | |
|---------------------|----|---|
| 137 A San Francisco | 1 | 9 |
| 180 H Portland | 14 | 5 |

G
o
n
z
a
g
a

G
o
n
z
a
g
a

| Average RPI Win: 154 | | WON-LOST | WINNING | LAST 15 | STRENGTH OF | | OPP. STRENGTH | TEAM | ADJ | | CONF. | ADJ CONF. | | | | | |
|----------------------|---|--------------------|-----------|---------|----------------|-----|---------------|------------|-------------|--------|----------|-----------|---|-------------|--|-------|--|
| Average RPI Loss: 53 | | RECORD | PCT. RANK | GAMES | SCHEDULE | | OF SCHEDULE | RPI | RPI | | RPI | RPI | | | | | |
| DIV. I ONLY | | 21-15-0 | .58333 | 92 | 8-7-0 | | 60 | 54 | 52 | .55656 | 52 | 2 | 2 | | | | |
| DIV. I NON-CONF. | | 14-3-0 | .82353 | 12 | 4-1-0 | | 284 | 273 | 104 | .52602 | 104 | 1 | 1 | | | | |
| TOTALS | | RPI 1-25 | RPI 26-50 | | W-L RECORDS | | RPI 51-100 | | RPI 101-150 | | RPI 150+ | | | | | | |
| 21-15-0 | | 4-6-0 | 3-6-0 | | OVERALL | | 2-1-0 | | 0-0-0 | | 12-2-0 | | | | | | |
| 5-4-0 | | 2-2-0 | 2-1-0 | | HOME | | 0-1-0 | | 0-0-0 | | 1-0-0 | | | | | | |
| 5-9-0 | | 2-4-0 | 1-5-0 | | AWAY | | 0-0-0 | | 0-0-0 | | 2-0-0 | | | | | | |
| 11-2-0 | | 0-0-0 | 0-0-0 | | NEUTRAL | | 2-0-0 | | 0-0-0 | | 9-2-0 | | | | | | |
| 14-3-0 | | 0-0-0 | 0-0-0 | | NON-CONFERENCE | | 2-1-0 | | 0-0-0 | | 12-2-0 | | | | | | |
| 1-1-0 | | 0-0-0 | 0-0-0 | | HOME | | 0-1-0 | | 0-0-0 | | 1-0-0 | | | | | | |
| 2-0-0 | | 0-0-0 | 0-0- | | AWAY | | 0-0-0 | | 0-0-0 | | 2-0-0 | | | | | | |
| 11-2-0 | | 0-0-0 | 0-0-0 | | NEUTRAL | | 2-0-0 | | 0-0-0 | | 9-2-0 | | | | | | |
| 7-12-0 | | 4-6-0 | 3-6-0 | | CONFERENCE | | 0-0-0 | | 0-0-0 | | 0-0-0 | | | | | | |
| 4-3-0 | | 2-2-0 | 2-1-0 | | HOME | | 0-0-0 | | 0-0-0 | | 0-0-0 | | | | | | |
| 3-9-0 | | 2-4-0 | 1-5-0 | | AWAY | | 0-0-0 | | 0-0-0 | | 0-0-0 | | | | | | |
| 0-0-0 | | 0-0-0 | 0-0-0 | | NEUTRAL | | 0-0-0 | | 0-0-0 | | 0-0-0 | | | | | | |
| RPI | S | Opponent | | Score | | RPI | S | Opponent | | Score | | RPI | S | Opponent | | Score | |
| 2 | H | Louisville | | 2 1 | | 29 | H | Virginia | | 3 2 | | 65 | H | UConn | | 4 9 | |
| 2 | H | Louisville | | 6 1 | | 29 | H | Virginia | | 5 4 | | 98 | N | Indiana St. | | 5 3 | |
| 2 | H | Louisville | | 2 6 | | 29 | H | Virginia | | 0 3 | | 100 | N | Ohio St. | | 6 2 | |
| 6 | H | Florida St. | | 0 3 | | 33 | A | Pittsburgh | | 4 5 | | | | | | | |
| 8 | A | North Carolina St. | | 1 0 | | 33 | A | Pittsburgh | | 0 5 | | | | | | | |
| 8 | A | North Carolina St. | | 7 0 | | 33 | A | Pittsburgh | | 6 4 | | | | | | | |
| 8 | A | North Carolina St. | | 2 3 | | 45 | A | Notre Dame | | 1 4 | | | | | | | |
| 10 | A | Clemson | | 2 3 | | 45 | A | Notre Dame | | 9 11 | | | | | | | |
| 10 | A | Clemson | | 2 6 | | 45 | A | Notre Dame | | 1 4 | | | | | | | |
| 10 | A | Clemson | | 1 6 | | | | | | | | | | | | | |
| | | | | | | | | | | | | | | | | | |
| | | | | | | | | | | | | | | | | | |
| | | | | | | | | | | | | | | | | | |
| | | | | | | | | | | | | | | | | | |
| | | | | | | | | | | | | | | | | | |
| | | | | | | | | | | | | | | | | | |
| | | | | | | | | | | | | | | | | | |
| | | | | | | | | | | | | | | | | | |
| | | | | | | | | | | | | | | | | | |
| | | | | | | | | | | | | | | | | | |
| | | | | | | | | | | | | | | | | | |
| | | | | | | | | | | | | | | | | | |
| | | | | | | | | | | | | | | | | | |
| | | | | | | | | | | | | | | | | | |
| | | | | | | | | | | | | | | | | | |
| | | | | | | | | | | | | | | | | | |
| | | | | | | | | | | | | | | | | | |
| | | | | | | | | | | | | | | | | | |
| | | | | | | | | | | | | | | | | | |
| | | | | | | | | | | | | | | | | | |
| | | | | | | | | | | | | | | | | | |
| | | | | | | | | | | | | | | | | | |
| | | | | | | | | | | | | | | | | | |
| | | | | | | | | | | | | | | | | | |
| | | | | | | | | | | | | | | | | | |
| | | | | | | | | | | | | | | | | | |
| | | | | | | | | | | | | | | | | | |
| | | | | | | | | | | | | | | | | | |
| | | | | | | | | | | | | | | | | | |
| | | | | | | | | | | | | | | | | | |
| | | | | | | | | | | | | | | | | | |
| | | | | | | | | | | | | | | | | | |
| | | | | | | | | | | | | | | | | | |
| | | | | | | | | | | | | | | | | | |
| | | | | | | | | | | | | | | | | | |
| </ | | | | | | | | | | | | | | | | | |

Non-Div. I Games:

Boston College

| | | |
|-----------------|---|---|
| 45 A Notre Dame | 1 | 4 |
| 45 A Notre Dame | 1 | 4 |

B
o
s
t
o
n
C
o
l
l
e
g
e

B
o
s
t
o
n
C
o
l
l
e
g
e

| | | | | | | | | | | | | | | | | | | | |
|----------------------|---|------------------|--|-------------------|----|----------------|---|----------------------|--|---------------------------|---|----------|---|----------------|---|----------------------|----|---------------|--|
| Average RPI Win: 127 | | WON-LOST RECORD | | WINNING PCT. RANK | | LAST 15 GAMES | | STRENGTH OF SCHEDULE | | OPP. STRENGTH OF SCHEDULE | | TEAM RPI | | ADJ RPI | | CONF. RPI | | ADJ CONF. RPI | |
| DIV. I ONLY | | 22-17-1 | | .5625 104 | | 4-10-1 | | 21 | | 82 | | 53 | | .55389 53 | | 15 | | 15 | |
| DIV. I NON-CONF. | | 16-11-1 | | .58929 93 | | 1-4-1 | | 2 | | 20 | | 14 | | .59019 14 | | 15 | | 15 | |
| TOTALS | | RPI 1-25 | | RPI 26-50 | | W-L RECORDS | | RPI 51-100 | | RPI 101-150 | | RPI 150+ | | | | | | | |
| 22-17-1 | | 5-5-1 | | 0-0-0 | | OVERALL | | 3-3-0 | | 3-2-0 | | 11-7-0 | | | | | | | |
| 16-7-1 | | 3-1-1 | | 0-0-0 | | HOME | | 3-3-0 | | 3-1-0 | | 7-2-0 | | | | | | | |
| 6-10-0 | | 2-4-0 | | 0-0-0 | | AWAY | | 0-0-0 | | 0-1-0 | | 4-5-0 | | | | | | | |
| 0-0-0 | | 0-0-0 | | 0-0-0 | | NEUTRAL | | 0-0-0 | | 0-0-0 | | 0-0-0 | | | | | | | |
| 16-11-1 | | 5-5-1 | | 0-0-0 | | NON-CONFERENCE | | 3-3-0 | | 3-2-0 | | 5-1-0 | | | | | | | |
| 12-5-1 | | 3-1-1 | | 0-0-0 | | HOME | | 3-3-0 | | 3-1-0 | | 3-0-0 | | | | | | | |
| 4-6-0 | | 2-4-0 | | 0-0- | | AWAY | | 0-0-0 | | 0-1-0 | | 2-1-0 | | | | | | | |
| 0-0-0 | | 0-0-0 | | 0-0-0 | | NEUTRAL | | 0-0-0 | | 0-0-0 | | 0-0-0 | | | | | | | |
| 6-6-0 | | 0-0-0 | | 0-0-0 | | CONFERENCE | | 0-0-0 | | 0-0-0 | | 6-6-0 | | | | | | | |
| 4-2-0 | | 0-0-0 | | 0-0-0 | | HOME | | 0-0-0 | | 0-0-0 | | 4-2-0 | | | | | | | |
| 2-4-0 | | 0-0-0 | | 0-0-0 | | AWAY | | 0-0-0 | | 0-0-0 | | 2-4-0 | | | | | | | |
| 0-0-0 | | 0-0-0 | | 0-0-0 | | NEUTRAL | | 0-0-0 | | 0-0-0 | | 0-0-0 | | | | | | | |
| RPI | S | Opponent | | Score | | RPI | S | Opponent | | Score | | RPI | S | Opponent | | Score | | | |
| 3 | A | South Carolina | | 6 | 5 | 85 | H | Nebraska | | 0 | 4 | 105 | H | Mercer | | 17 | 13 | | |
| 6 | A | Florida St. | | 3 | 8 | 85 | H | Nebraska | | 13 | 5 | 105 | H | Mercer | | 5 | 4 | | |
| 6 | A | Florida St. | | 2 | 11 | 85 | H | Nebraska | | 7 | 3 | 105 | H | Mercer | | 6 | 2 | | |
| 6 | A | Florida St. | | 2 | 1 | 88 | H | VCU | | 1 | 2 | 126 | A | Ga. Southern | | 6 | 10 | | |
| 9 | H | UC Santa Barbara | | 6 | 6 | 88 | H | VCU | | 3 | 4 | 126 | H | Ga. Southern | | 10 | 13 | | |
| 9 | H | UC Santa Barbara | | 10 | 3 | 88 | H | VCU | | 7 | 4 | 155 | A | Furman | | 7 | 9 | | |
| 9 | H | UC Santa Barbara | | 4 | 7 | 159 | H | Richmond | | | | 178 | H | Delaware | | 3 | 2 | | |
| 11 | A | Coastal Caro. | | 5 | 9 | 178 | H | Delaware | | | | 178 | H | Delaware | | 15 | 2 | | |
| 11 | A | Coastal Caro. | | 3 | 5 | 178 | H | Delaware | | | | 178 | H | Delaware | | 14 | 4 | | |
| 11 | H | Coastal Caro. | | 9 | 4 | 193 | H | James Madison | | | | 193 | H | James Madison | | 7 | 5 | | |
| 11 | H | Coastal Caro. | | 4 | 2 | 193 | H | James Madison | | | | 193 | H | James Madison | | 1 | 3 | | |
| | | | | | | | | | | | | 197 | A | Elon | | 3 | 9 | | |
| | | | | | | | | | | | | 197 | A | Elon | | 6 | 2 | | |
| | | | | | | | | | | | | 197 | A | Elon | | 11 | 6 | | |
| | | | | | | | | | | | | 197 | A | Elon | | 6 | 9 | | |
| | | | | | | | | | | | | 218 | A | The Citadel | | 5 | 1 | | |
| | | | | | | | | | | | | 218 | A | The Citadel | | 12 | 9 | | |
| | | | | | | | | | | | | 218 | H | The Citadel | | 1 | 0 | | |
| | | | | | | | | | | | | 230 | A | Hofstra | | 7 | 8 | | |
| | | | | | | | | | | | | 230 | A | Hofstra | | 1 | 3 | | |
| | | | | | | | | | | | | 230 | A | Hofstra | | 3 | 4 | | |
| | | | | | | | | | | | | 244 | H | Charleston So. | | 4 | 1 | | |
| LAST 15 GAMES | | | | | | | | | | | | | | | | | | | |
| 193 H James Madison | | | | | | 1 | 3 | 11 A Coastal Caro. | | | | | | 3 | 5 | 244 H Charleston So. | | | |
| 193 H James Madison | | | | | | 7 | 5 | 9 H UC Santa Barbara | | | | | | 6 | 6 | | | | |
| 193 H James Madison | | | | | | 3 | 9 | 9 H UC Santa Barbara | | | | | | 10 | 3 | | | | |
| 11 A Coastal Caro. | | | | | | 5 | 9 | | | | | | | | | | | | |
| 230 A Hofstra | | | | | | 7 | 8 | | | | | | | | | | | | |

Non-Div. I Games:

Col. of Charleston

| | | |
|---------------|---|---|
| 230 A Hofstra | 1 | 3 |
| 230 A Hofstra | 3 | 4 |

C
o
l
.
o
f
C
h
a
r
l
e
s
t
o
n

C
o
l
.
o
f
C
h
a
r
l
e
s
t
o
n

| Average RPI Win: | 140 | WON-LOST RECORD | WINNING PCT. RANK | LAST 15 GAMES | STRENGTH OF SCHEDULE | OPP. STRENGTH OF SCHEDULE | TEAM RPI | ADJ RPI | CONF. RPI | ADJ CONF. RPI | | |
|------------------|----------------|-----------------|-------------------|-----------------|----------------------|---------------------------|------------------|-------------|-----------|-----------------|-------|---|
| DIV. I ONLY | | 23-17-0 | .575 | 97 | 7-8-0 | 38 | 39 | 54 | .55384 | 54 | 1 | 1 |
| DIV. I NON-CONF. | | 17-5-0 | .77273 | 20 | 3-0-0 | 197 | 162 | 56 | .55158 | 56 | 2 | 2 |
| <hr/> | | | | | | | | | | | | |
| TOTALS | RPI 1-25 | RPI 26-50 | | W-L RECORDS | | RPI 51-100 | | RPI 101-150 | | RPI 150+ | | |
| 23-17-0 | 3-6-0 | 4-4-0 | | OVERALL | | 0-3-0 | | 7-3-0 | | 9-1-0 | | |
| 12-7-0 | 3-3-0 | 1-2-0 | | HOME | | 0-1-0 | | 5-1-0 | | 3-0-0 | | |
| 7-7-0 | 0-3-0 | 2-2-0 | | AWAY | | 0-0-0 | | 2-2-0 | | 3-0-0 | | |
| 4-3-0 | 0-0-0 | 1-0-0 | | NEUTRAL | | 0-2-0 | | 0-0-0 | | 3-1-0 | | |
| 17-5-0 | 0-0-0 | 2-0-0 | | NON-CONFERENCE | | 0-3-0 | | 6-1-0 | | 9-1-0 | | |
| 8-2-0 | 0-0-0 | 0-0-0 | | HOME | | 0-1-0 | | 5-1-0 | | 3-0-0 | | |
| 5-0-0 | 0-0-0 | 1-0- | | AWAY | | 0-0-0 | | 1-0-0 | | 3-0-0 | | |
| 4-3-0 | 0-0-0 | 1-0-0 | | NEUTRAL | | 0-2-0 | | 0-0-0 | | 3-1-0 | | |
| 6-12-0 | 3-6-0 | 2-4-0 | | CONFERENCE | | 0-0-0 | | 1-2-0 | | 0-0-0 | | |
| 4-5-0 | 3-3-0 | 1-2-0 | | HOME | | 0-0-0 | | 0-0-0 | | 0-0-0 | | |
| 2-7-0 | 0-3-0 | 1-2-0 | | AWAY | | 0-0-0 | | 1-2-0 | | 0-0-0 | | |
| 0-0-0 | 0-0-0 | 0-0-0 | | NEUTRAL | | 0-0-0 | | 0-0-0 | | 0-0-0 | | |
| RPI S | Opponent | Score | RPI S | Opponent | Score | RPI S | Opponent | Score | RPI S | Opponent | Score | |
| 3 A | South Carolina | 4 7 | 30 A | East Carolina | 5 2 | 55 N | Southeastern La. | 4 5 | 108 A | Auburn | 6 7 | |
| 3 A | South Carolina | 3 4 | 36 H | Kentucky | 14 5 | 57 N | Maryland | 9 10 | 108 A | Auburn | 0 2 | |
| 3 A | South Carolina | 6 7 | 36 H | Kentucky | 4 5 | 79 H | Western Ky. | 0 6 | 108 A | Auburn | 13 4 | |
| 5 H | Ole Miss | 7 10 | 36 H | Kentucky | 2 10 | | | | 113 H | Morehead St. | 6 5 | |
| 5 H | Ole Miss | 4 6 | 41 A | Alabama | 3 11 | | | | 120 H | UC Irvine | 0 2 | |
| 5 H | Ole Miss | 3 2 | 41 A | Alabama | 3 7 | | | | 120 H | UC Irvine | 14 4 | |
| 17 H | Vanderbilt | 0 6 | 41 A | Alabama | 6 3 | | | | 120 H | UC Irvine | 12 1 | |
| 17 H | Vanderbilt | 5 3 | 50 N | St. Mary's (CA) | 6 3 | | | | 123 H | Cincinnati | 7 1 | |
| 17 H | Vanderbilt | 2 1 | | | | | | | 145 A | Middle Tenn. | 4 2 | |
| | | | | | | | | | 145 H | Middle Tenn. | 9 2 | |
| | | | | | | | | | 154 A | Grand Canyon | 25 8 | |
| | | | | | | | | | 211 H | Tennessee Tech | 9 1 | |
| | | | | | | | | | 213 N | Memphis | 8 13 | |
| | | | | | | | | | 213 N | Memphis | 8 4 | |
| | | | | | | | | | 213 N | Memphis | 5 2 | |
| | | | | | | | | | 250 H | Appalachian St. | 7 5 | |
| | | | | | | | | | 263 N | Central Mich. | 20 1 | |
| | | | | | | | | | 272 A | ETSU | 11 2 | |
| | | | | | | | | | 285 A | UNC Asheville | 7 3 | |
| | | | | | | | | | 285 H | UNC Asheville | 11 0 | |
| | | | LAST 15 GAMES | | | | | | | | | |
| | | | 17 H | Vanderbilt | 5 3 | 250 H | Appalachian St. | 7 5 | | | | |
| | | | 17 H | Vanderbilt | 2 1 | 3 A | South Carolina | 3 4 | | | | |
| | | | 17 H | Vanderbilt | 0 6 | 3 A | South Carolina | 4 7 | | | | |
| | | | 145 A | Middle Tenn. | 4 2 | | | | | | | |
| | | | 108 A | Auburn | 6 7 | | | | | | | |

Non-Div. I Games:

Tennessee

| | | |
|--------------|----|---|
| 108 A Auburn | 0 | 2 |
| 108 A Auburn | 13 | 4 |

T
e
n
n
e
s
s
e
e

T
e
n
n
e
s
s
e
e

| | | | | |
|----|---|---------------|----|---|
| 12 | H | La.-Lafayette | 16 | 5 |
| 12 | A | La.-Lafayette | 1 | 4 |

S
o
u
t
h
e
a
s
t
e
r
n
L
a
.

S
o
u
t
h
e
a
s
t
e
r
n
L
a
.

| | | | | | | | | | | | |
|------------------|--------------------|--------------------|----------------------|------------------|-------------------------|------------------------------|----------------|------------|--------------|------------------|-------|
| Average RPI Win: | 126 | WON-LOST RECORD | WINNING PCT. RANK | LAST 15 GAMES | STRENGTH OF SCHEDULE | OPP. STRENGTH OF SCHEDULE | TEAM RPI | ADJ RPI | CONF. RPI | ADJ CONF. RPI | |
| DIV. I ONLY | | 25-15-0 | .625 66 | 7-8-0 | 74 | 70 | 56 | .5522 56 | 4 | 4 | |
| DIV. I NON-CONF. | | 17-5-0 | .77273 20 | 2-1-0 | 125 | 102 | 33 | .57482 33 | 4 | 4 | |
| <hr/> | | | | | | | | | | | |
| TOTALS | RPI 1-25 | RPI 26-50 | | W-L RECORDS | RPI 51-100 | | RPI 101-150 | | RPI 150+ | | |
| 25-15-0 | 1-3-0 | 1-3-0 | | OVERALL | 10-3-0 | | 7-4-0 | | 6-2-0 | | |
| 15-7-0 | 0-0-0 | 0-3-0 | | HOME | 7-1-0 | | 3-2-0 | | 5-1-0 | | |
| 7-8-0 | 0-3-0 | 1-0-0 | | AWAY | 2-2-0 | | 4-2-0 | | 0-1-0 | | |
| 3-0-0 | 1-0-0 | 0-0-0 | | NEUTRAL | 1-0-0 | | 0-0-0 | | 1-0-0 | | |
| 17-5-0 | 1-0-0 | 1-0-0 | | NON-CONFERENCE | 6-1-0 | | 3-2-0 | | 6-2-0 | | |
| 11-2-0 | 0-0-0 | 0-0-0 | | HOME | 4-1-0 | | 2-0-0 | | 5-1-0 | | |
| 3-3-0 | 0-0-0 | 1-0- | | AWAY | 1-0-0 | | 1-2-0 | | 0-1-0 | | |
| 3-0-0 | 1-0-0 | 0-0-0 | | NEUTRAL | 1-0-0 | | 0-0-0 | | 1-0-0 | | |
| 8-10-0 | 0-3-0 | 0-3-0 | | CONFERENCE | 4-2-0 | | 4-2-0 | | 0-0-0 | | |
| 4-5-0 | 0-0-0 | 0-3-0 | | HOME | 3-0-0 | | 1-2-0 | | 0-0-0 | | |
| 4-5-0 | 0-3-0 | 0-0-0 | | AWAY | 1-2-0 | | 3-0-0 | | 0-0-0 | | |
| 0-0-0 | 0-0-0 | 0-0-0 | | NEUTRAL | 0-0-0 | | 0-0-0 | | 0-0-0 | | |
| <hr/> | | | | | | | | | | | |
| RPI S | Opponent | Score | RPI S | Opponent | Score | RPI S | Opponent | Score | RPI S | Opponent | Score |
| 8 N | North Carolina St. | 5 0 | 27 H | Fla. Atlantic | 7 10 | 68 H | Rutgers | 4 2 | 115 H | William & Mary | 7 1 |
| 18 A | Rice | 2 6 | 27 H | Fla. Atlantic | 0 11 | 68 H | Rutgers | 7 4 | 119 A | West Virginia | 5 4 |
| 18 A | Rice | 2 8 | 27 H | Fla. Atlantic | 1 3 | 68 H | Rutgers | 2 5 | 119 A | West Virginia | 5 6 |
| 18 A | Rice | 1 3 | 29 A | Virginia | 5 4 | 74 A | Louisiana Tech | 0 12 | 119 A | West Virginia | 3 4 |
| | | | | | | 74 A | Louisiana Tech | 4 2 | 129 H | Liberty | 7 6 |
| | | | | | | 74 A | Louisiana Tech | 4 11 | 136 A | FIU | 10 2 |
| | | | | | | 79 H | Western Ky. | 4 2 | 136 A | FIU | 11 1 |
| | | | | | | 79 H | Western Ky. | 8 3 | 136 A | FIU | 12 11 |
| | | | | | | 79 H | Western Ky. | 12 8 | 141 H | UTSA | 0 3 |
| | | | | | | 84 N | Kent St. | 2 0 | 141 H | UTSA | 2 7 |
| | | | | | | 88 A | VCU | 3 1 | 141 H | UTSA | 5 2 |
| | | | | | | 96 H | Princeton | 7 6 | 178 H | Delaware | 10 4 |
| | | | | | | 96 H | Princeton | 10 4 | 200 H | Virginia Tech | 1 22 |
| | | | | | | | | | 214 H | Manhattan | 6 5 |
| | | | | | | | | | 233 A | VMI | 6 8 |
| | | | | | | | | | 233 H | VMI | 6 5 |
| | | | | | | | | | 233 H | VMI | 8 2 |
| | | | | | | | | | 250 N | Appalachian St. | 12 3 |
| | | | | | | | | | 284 H | Norfolk St. | 5 3 |
| <hr/> | | | | | | | | | | | |
| | | | LAST 15 GAMES | | | | | | | | |
| | | | 74 A Louisiana Tech | | | 0 12 | 136 A FIU | | | 11 1 | |
| | | | 74 A Louisiana Tech | | | 4 2 | 136 A FIU | | | 10 2 | |
| | | | 74 A Louisiana Tech | | | 4 11 | 136 A FIU | | | 12 11 | |
| | | | 233 A VMI | | | 6 8 | | | | | |
| | | | 141 H UTSA | | | 2 7 | | | | | |

Non-Div. I Games:

Old Dominion

| | | |
|------------|---|---|
| 141 H UTSA | 0 | 3 |
| 141 H UTSA | 5 | 2 |

O
l
d
D
o
m
i
n
i
o
n

O
l
d
D
o
m
i
n
i
o
n

| Average RPI Win: 99 | | WON-LOST RECORD | | WINNING PCT. RANK | | LAST 15 GAMES | | STRENGTH OF SCHEDULE | | OPP. STRENGTH OF SCHEDULE | | TEAM RPI | | ADJ RPI | | CONF. RPI | | ADJ CONF. RPI | |
|----------------------|-----------|-----------------|---|-------------------|---------------|----------------|---|----------------------|-------------------|---------------------------|---|----------|-------------------|-----------|----|-----------|--|---------------|--|
| Average RPI Loss: 97 | | | | | | | | | | | | | | | | | | | |
| DIV. I ONLY | | 21-18-0 | | .53846 118 | | 1-0-0 | | 23 | | 74 | | 57 | | .55136 57 | | 6 | | 6 | |
| DIV. I NON-CONF. | | 14-13-0 | | .51852 141 | | 1-0-0 | | 6 | | 74 | | 45 | | .56176 45 | | 6 | | 6 | |
| TOTALS | | RPI 1-25 | | RPI 26-50 | | W-L RECORDS | | RPI 51-100 | | RPI 101-150 | | RPI 150+ | | | | | | | |
| 21-18-0 | | 1-2-0 | | 3-4-0 | | OVERALL | | 11-5-0 | | 3-3-0 | | 3-4-0 | | | | | | | |
| 13-6-0 | | 0-0-0 | | 2-1-0 | | HOME | | 5-2-0 | | 3-1-0 | | 3-2-0 | | | | | | | |
| 6-11-0 | | 1-2-0 | | 1-3-0 | | AWAY | | 4-3-0 | | 0-2-0 | | 0-1-0 | | | | | | | |
| 2-1-0 | | 0-0-0 | | 0-0-0 | | NEUTRAL | | 2-0-0 | | 0-0-0 | | 0-1-0 | | | | | | | |
| 14-13-0 | | 0-0-0 | | 3-4-0 | | NON-CONFERENCE | | 7-3-0 | | 3-3-0 | | 1-3-0 | | | | | | | |
| 8-5-0 | | 0-0-0 | | 2-1-0 | | HOME | | 2-2-0 | | 3-1-0 | | 1-1-0 | | | | | | | |
| 4-7-0 | | 0-0-0 | | 1-0- | | AWAY | | 3-1-0 | | 0-2-0 | | 0-1-0 | | | | | | | |
| 2-1-0 | | 0-0-0 | | 0-0-0 | | NEUTRAL | | 2-0-0 | | 0-0-0 | | 0-1-0 | | | | | | | |
| 7-5-0 | | 1-2-0 | | 0-0-0 | | CONFERENCE | | 4-2-0 | | 0-0-0 | | 2-1-0 | | | | | | | |
| 5-1-0 | | 0-0-0 | | 0-0-0 | | HOME | | 3-0-0 | | 0-0-0 | | 2-1-0 | | | | | | | |
| 2-4-0 | | 1-2-0 | | 0-0-0 | | AWAY | | 1-2-0 | | 0-0-0 | | 0-0-0 | | | | | | | |
| 0-0-0 | | 0-0-0 | | 0-0-0 | | NEUTRAL | | 0-0-0 | | 0-0-0 | | 0-0-0 | | | | | | | |
| RPI S | Opponent | Score | | RPI S | Opponent | Score | | RPI S | Opponent | Score | | RPI S | Opponent | Score | | | | | |
| 23 A | Minnesota | 5 | 9 | 30 A | East Carolina | 3 | 4 | 54 N | Tennessee | 10 | 9 | 120 A | UC Irvine | 5 | 9 | | | | |
| 23 A | Minnesota | 4 | 6 | 35 H | Bryant | 8 | 6 | 55 N | Southeastern La. | 8 | 1 | 125 H | Rhode Island | 13 | 10 | | | | |
| 23 A | Minnesota | 4 | 2 | 35 H | Bryant | 5 | 3 | 58 H | High Point | 13 | 5 | 125 H | Rhode Island | 1 | 2 | | | | |
| | | | | 35 H | Bryant | 0 | 2 | 58 H | High Point | 2 | 7 | 125 H | Rhode Island | 1 | 0 | | | | |
| | | | | 41 A | Alabama | 9 | 5 | 58 H | High Point | 3 | 4 | 129 A | Liberty | 4 | 5 | | | | |
| | | | | 41 A | Alabama | 1 | 5 | 59 A | Cal St. Fullerton | 8 | 4 | 129 H | Liberty | 10 | 9 | | | | |
| | | | | 41 A | Alabama | 1 | 3 | 59 A | Cal St. Fullerton | 2 | 3 | 178 A | Delaware | 7 | 12 | | | | |
| | | | | | | | | 59 A | Cal St. Fullerton | 1 | 0 | 178 N | Delaware | 8 | 10 | | | | |
| | | | | | | | | 88 A | VCU | 7 | 1 | 193 H | James Madison | 5 | 2 | | | | |
| | | | | | | | | 88 H | VCU | 8 | 1 | 210 H | George Washington | 10 | 19 | | | | |
| | | | | | | | | 91 A | Iowa | 1 | 4 | 256 H | Purdue | 6 | 0 | | | | |
| | | | | | | | | 91 A | Iowa | 1 | 8 | 256 H | Purdue | 1 | 7 | | | | |
| | | | | | | | | 91 A | Iowa | 4 | 1 | 256 H | Purdue | 11 | 3 | | | | |
| | | | | | | | | 100 H | Ohio St. | 2 | 1 | | | | | | | | |
| | | | | | | | | 100 H | Ohio St. | 3 | 0 | | | | | | | | |
| | | | | | | | | 100 H | Ohio St. | 5 | 4 | | | | | | | | |
| | | | | LAST 15 GAMES | | | | | | | | | | | | | | | |
| | | | | 88 A | VCU | 7 | 1 | 100 H | Ohio St. | 5 | 4 | | | | | | | | |
| | | | | 256 H | Purdue | 11 | 3 | 100 H | Ohio St. | 2 | 1 | | | | | | | | |
| | | | | 256 H | Purdue | 6 | 0 | 100 H | Ohio St. | 3 | 0 | | | | | | | | |
| | | | | 256 H | Purdue | 1 | 7 | | | | | | | | | | | | |
| | | | | 23 A | Minnesota | 4 | 6 | | | | | | | | | | | | |

Non-Div. I Games:

Maryland

| | | | | |
|----|---|-----------|---|---|
| 23 | A | Minnesota | 4 | 2 |
| 23 | A | Minnesota | 5 | 9 |

M
a
r
y
l
a
n
d

M
a
r
y
l
a
n
d

| Average RPI Win: 174 | | WON-LOST | WINNING | LAST 15 | STRENGTH OF | | OPP. STRENGTH | TEAM | ADJ | | CONF. | ADJ CONF. | | | |
|-----------------------|----------------|----------|-----------|---------------|----------------|-------|---------------|---------------|-------------|--------|----------|---------------|---------------|-------|----|
| Average RPI Loss: 111 | | RECORD | PCT. RANK | GAMES | SCHEDULE | | OF SCHEDULE | RPI | RPI | | RPI | RPI | | | |
| DIV. I ONLY | | 26-14-0 | .65 | 49 | 7-7-0 | | 69 | 189 | 58 | .55122 | 58 | 16 | 16 | | |
| DIV. I NON-CONF. | | 17-9-0 | .65385 | 61 | 3-3-0 | | 99 | 170 | 73 | .54098 | 73 | 19 | 19 | | |
| TOTALS | | RPI 1-25 | RPI 26-50 | | W-L RECORDS | | RPI 51-100 | | RPI 101-150 | | RPI 150+ | | | | |
| 26-14-0 | | 1-2-0 | 2-4-0 | | OVERALL | | 4-1-0 | | 1-2-0 | | 18-5-0 | | | | |
| 18-6-0 | | 0-0-0 | 2-2-0 | | HOME | | 2-0-0 | | 0-0-0 | | 14-4-0 | | | | |
| 8-8-0 | | 1-2-0 | 0-2-0 | | AWAY | | 2-1-0 | | 1-2-0 | | 4-1-0 | | | | |
| 0-0-0 | | 0-0-0 | 0-0-0 | | NEUTRAL | | 0-0-0 | | 0-0-0 | | 0-0-0 | | | | |
| 17-9-0 | | 0-1-0 | 2-4-0 | | NON-CONFERENCE | | 4-1-0 | | 0-0-0 | | 11-3-0 | | | | |
| 14-4-0 | | 0-0-0 | 2-2-0 | | HOME | | 2-0-0 | | 0-0-0 | | 10-2-0 | | | | |
| 3-5-0 | | 0-1-0 | 0-0- | | AWAY | | 2-1-0 | | 0-0-0 | | 1-1-0 | | | | |
| 0-0-0 | | 0-0-0 | 0-0-0 | | NEUTRAL | | 0-0-0 | | 0-0-0 | | 0-0-0 | | | | |
| 9-5-0 | | 1-1-0 | 0-0-0 | | CONFERENCE | | 0-0-0 | | 1-2-0 | | 7-2-0 | | | | |
| 4-2-0 | | 0-0-0 | 0-0-0 | | HOME | | 0-0-0 | | 0-0-0 | | 4-2-0 | | | | |
| 5-3-0 | | 1-1-0 | 0-0-0 | | AWAY | | 0-0-0 | | 1-2-0 | | 3-0-0 | | | | |
| 0-0-0 | | 0-0-0 | 0-0-0 | | NEUTRAL | | 0-0-0 | | 0-0-0 | | 0-0-0 | | | | |
| RPI S | Opponent | Score | | RPI S | Opponent | Score | | RPI S | Opponent | Score | | RPI S | Opponent | Score | |
| 11 A | Coastal Caro. | 5 | 2 | 26 H | UNCW | 1 | 5 | 57 A | Maryland | 7 | 2 | 133 A | Gardner-Webb | 0 | 9 |
| 11 A | Coastal Caro. | 5 | 17 | 30 H | East Carolina | 5 | 1 | 57 A | Maryland | 5 | 13 | 133 A | Gardner-Webb | 1 | 3 |
| 16 A | North Carolina | 1 | 8 | 32 A | Wake Forest | 3 | 8 | 57 A | Maryland | 4 | 3 | 133 A | Gardner-Webb | 5 | 2 |
| | | | | 46 A | UNCG | 5 | 13 | 73 H | Wright St. | 11 | 6 | 153 H | Longwood | 3 | 4 |
| | | | | 46 H | UNCG | 3 | 9 | 73 H | Wright St. | 5 | 4 | 153 H | Longwood | 2 | 1 |
| | | | | 46 H | UNCG | 15 | 5 | | | | | 153 H | Longwood | 7 | 2 |
| | | | | | | | | | | | | 173 H | Winthrop | 2 | 6 |
| | | | | | | | | | | | | 173 H | Winthrop | 4 | 2 |
| | | | | | | | | | | | | 173 H | Winthrop | 7 | 2 |
| | | | | | | | | | | | | 197 A | Elon | 8 | 2 |
| | | | | | | | | | | | | 197 H | Elon | 17 | 16 |
| | | | | | | | | | | | | 201 H | Marist | 9 | 7 |
| | | | | | | | | | | | | 201 H | Marist | 6 | 8 |
| | | | | | | | | | | | | 201 H | Marist | 4 | 2 |
| | | | | | | | | | | | | 220 H | Rider | 6 | 4 |
| | | | | | | | | | | | | 220 H | Rider | 4 | 2 |
| | | | | | | | | | | | | 220 H | Rider | 10 | 2 |
| | | | | | | | | | | | | 257 H | Dayton | 1 | 5 |
| | | | | | | | | | | | | 257 H | Dayton | 3 | 0 |
| | | | | | | | | | | | | 257 H | Dayton | 10 | 9 |
| | | | | | | | | | | | | 270 A | N.C. Central | 1 | 14 |
| | | | | | | | | | | | | 281 H | La Salle | 4 | 0 |
| | | | | | | | | | | | | 281 H | La Salle | 5 | 1 |
| | | | | | | | | | | | | 285 A | UNC Asheville | 6 | 4 |
| | | | | | | | | | | | | 285 A | UNC Asheville | 8 | 0 |
| | | | | | | | | | | | | 285 A | UNC Asheville | 11 | 2 |
| LAST 15 GAMES | | | | LAST 15 GAMES | | | | LAST 15 GAMES | | | | LAST 15 GAMES | | | |
| 11 A | Coastal Caro. | 5 | 17 | 26 H | UNCW | 1 | 5 | 57 A | Maryland | 7 | 2 | 133 A | Gardner-Webb | 5 | 2 |
| 11 A | Coastal Caro. | 5 | 2 | 153 H | Longwood | 2 | 1 | 57 A | Maryland | 5 | 13 | 153 H | Longwood | 7 | 2 |
| 30 H | East Carolina | 5 | 1 | 153 H | Longwood | 7 | 2 | | | | | | | | |
| 197 H | Elon | 17 | 16 | | | | | | | | | | | | |
| 133 A | Gardner-Webb | 5 | 2 | | | | | | | | | | | | |

Non-Div. I Games:

High Point

| | | |
|--------------------|---|---|
| 133 A Gardner-Webb | 1 | 3 |
| 133 A Gardner-Webb | 0 | 9 |

H
i
g
h
P
o
i
n
t

H
i
g
h
P
o
i
n
t

| Average RPI Win: | 132 | WON-LOST RECORD | WINNING PCT. RANK | LAST 15 GAMES | STRENGTH OF SCHEDULE | OPP. STRENGTH OF SCHEDULE | TEAM RPI | ADJ RPI | CONF. RPI | ADJ CONF. RPI | | |
|------------------|------------|-----------------|-------------------|----------------|----------------------|---------------------------|----------|-------------|----------------|---------------|----|----|
| DIV. I ONLY | | 24-14-0 | .63158 | 63 | 12-3-0 | 70 | 38 | 59 | .55121 | 59 | 9 | 9 |
| DIV. I NON-CONF. | | 16-10-0 | .61538 | 79 | 5-1-0 | 87 | 14 | 61 | .54869 | 61 | 12 | 12 |
| <hr/> | | | | | | | | | | | | |
| TOTALS | RPI 1-25 | RPI 26-50 | | W-L RECORDS | | RPI 51-100 | | RPI 101-150 | | RPI 150+ | | |
| 24-14-0 | 2-1-0 | 0-1-0 | | OVERALL | | 5-10-0 | | 9-2-0 | | 8-0-0 | | |
| 18-7-0 | 0-0-0 | 0-0-0 | | HOME | | 2-6-0 | | 9-1-0 | | 7-0-0 | | |
| 6-7-0 | 2-1-0 | 0-1-0 | | AWAY | | 3-4-0 | | 0-1-0 | | 1-0-0 | | |
| 0-0-0 | 0-0-0 | 0-0-0 | | NEUTRAL | | 0-0-0 | | 0-0-0 | | 0-0-0 | | |
| 16-10-0 | 2-1-0 | 0-1-0 | | NON-CONFERENCE | | 3-6-0 | | 6-2-0 | | 5-0-0 | | |
| 11-5-0 | 0-0-0 | 0-0-0 | | HOME | | 1-4-0 | | 6-1-0 | | 4-0-0 | | |
| 5-5-0 | 2-1-0 | 0-0- | | AWAY | | 2-2-0 | | 0-1-0 | | 1-0-0 | | |
| 0-0-0 | 0-0-0 | 0-0-0 | | NEUTRAL | | 0-0-0 | | 0-0-0 | | 0-0-0 | | |
| 8-4-0 | 0-0-0 | 0-0-0 | | CONFERENCE | | 2-4-0 | | 3-0-0 | | 3-0-0 | | |
| 7-2-0 | 0-0-0 | 0-0-0 | | HOME | | 1-2-0 | | 3-0-0 | | 3-0-0 | | |
| 1-2-0 | 0-0-0 | 0-0-0 | | AWAY | | 1-2-0 | | 0-0-0 | | 0-0-0 | | |
| 0-0-0 | 0-0-0 | 0-0-0 | | NEUTRAL | | 0-0-0 | | 0-0-0 | | 0-0-0 | | |
| RPI S | Opponent | Score | | RPI S | Opponent | Score | | RPI S | Opponent | Score | | |
| 15 A | Texas Tech | 7 | 3 | 31 A | Arizona | 0 | 2 | 57 H | Maryland | 0 | 1 | |
| 15 A | Texas Tech | 4 | 1 | | | | | 57 H | Maryland | 4 | 8 | |
| 15 A | Texas Tech | 5 | 6 | | | | | 57 H | Maryland | 3 | 2 | |
| | | | | | | | | 62 A | Cal Poly | 0 | 1 | |
| | | | | | | | | 62 A | Cal Poly | 3 | 6 | |
| | | | | | | | | 62 A | Cal Poly | 2 | 1 | |
| | | | | | | | | 69 A | UCLA | 14 | 7 | |
| | | | | | | | | 71 H | Long Beach St. | 4 | 5 | |
| | | | | | | | | 71 H | Long Beach St. | 4 | 2 | |
| | | | | | | | | 71 H | Long Beach St. | 4 | 5 | |
| | | | | | | | | 83 H | Arizona St. | 3 | 5 | |
| | | | | | | | | 83 H | Arizona St. | 1 | 2 | |
| | | | | | | | | 86 A | Stanford | 1 | 2 | |
| | | | | | | | | 86 A | Stanford | 4 | 3 | |
| | | | | | | | | 86 A | Stanford | 0 | 2 | |
| | | | | | | | | | | | | |
| | | | | | | | | | | | | |
| | | | | | | | | | | | | |
| | | | | | | | | | | | | |
| | | | | | | | | | | | | |
| | | | | | | | | | | | | |
| | | | | | | | | | | | | |
| | | | | | | | | | | | | |
| | | | | | | | | | | | | |
| | | | | | | | | | | | | |
| | | | | | | | | | | | | |
| | | | | | | | | | | | | |
| | | | | | | | | | | | | |
| | | | | | | | | | | | | |
| | | | | | | | | | | | | |
| | | | | | | | | | | | | |
| | | | | | | | | | | | | |
| | | | | | | | | | | | | |
| | | | | | | | | | | | | |
| | | | | | | | | | | | | |
| | | | | | | | | | | | | |
| | | | | | | | | | | | | |
| | | | | | | | | | | | | |
| | | | | | | | | | | | | |
| | | | | | | | | | | | | |
| | | | | | | | | | | | | |
| | | | | | | | | | | | | |
| | | | | | | | | | | | | |
| | | | | | | | | | | | | |
| | | | | | | | | | | | | |
| | | | | | | | | | | | | |
| | | | | | | | | | | | | |
| | | | | | | | | | | | | |
| | | | | | | | | | | | | |
| | | | | | | | | | | | | |
| | | | | | | | | | | | | |
| | | | | | | | | | | | | |
| | | | | | | | | | | | | |
| | | | | | | | | | | | | |
| | | | | | | | | | | | | |
| | | | | | | | | | | | | |
| | | | | | | | | | | | | |
| | | | | | | | | | | | | |
| | | | | | | | | | | | | |
| | | | | | | | | | | | | |
| | | | | | | | | | | | | |
| | | | | | | | | | | | | |
| | | | | | | | | | | | | |
| | | | | | | | | | | | | |
| | | | | | | | | | | | | |
| | | | | | | | | | | | | |
| | | | | | | | | | | | | |
| | | | | | | | | | | | | |
| | | | | | | | | | | | | |
| | | | | | | | | | | | | |
| | | | | | | | | | | | | |
| | | | | | | | | | | | | |
| | | | | | | | | | | | | |
| | | | | | | | | | | | | |
| | | | | | | | | | | | | |
| | | | | | | | | | | | | |
| | | | | | | | | | | | | |
| | | | | | | | | | | | | |

Non-Div. I Games:

Cal St. Fullerton

| | | |
|----------------|----|---|
| 262 H UC Davis | 3 | 2 |
| 262 H UC Davis | 10 | 0 |

C
a
l
S
t
.
F
u
l
l
e
r
t
o
n

C
a
l
S
t
.
F
u
l
l
e
r
t
o
n

[illegible]

Non-Div. I Games:

New Mexico

| | | | | |
|-----|---|--------------|----|---|
| 196 | A | San Jose St. | 10 | 3 |
| 196 | A | San Jose St. | 6 | 2 |

| RPI | S | Opponent | Score | |
|-----|---|--------------|-------|---|
| 196 | A | San Jose St. | 8 | 9 |
| 196 | A | San Jose St. | 6 | 2 |
| 196 | A | San Jose St. | 10 | 3 |
| 196 | H | San Jose St. | 3 | 2 |
| 196 | H | San Jose St. | 11 | 1 |
| 196 | H | San Jose St. | 9 | 6 |

New Mexico

N
e
w
M
e
x
i
c
o

N
e
w
M
e
x
i
c
o

| Average RPI Win: 158 | | WON-LOST | WINNING | LAST 15 | STRENGTH OF | | OPP. STRENGTH | TEAM | ADJ | | CONF. | ADJ CONF. |
|----------------------|-------------|----------|---------------|---------------|----------------|-------|---------------|-------|-------------|-----------------|----------|-----------|
| Average RPI Loss: 96 | | RECORD | PCT. RANK | GAMES | SCHEDULE | | OF SCHEDULE | RPI | RPI | | RPI | RPI |
| DIV. I ONLY | | 25-14-0 | .64103 | 56 | 9-6-0 | | 105 | 96 | 61 | | 17 | 17 |
| DIV. I NON-CONF. | | 18-11-0 | .62069 | 75 | 2-4-0 | | 153 | 90 | 86 | | 16 | 16 |
| TOTALS | | RPI 1-25 | RPI 26-50 | | W-L RECORDS | | RPI 51-100 | | RPI 101-150 | | RPI 150+ | |
| 25-14-0 | | 2-4-0 | 1-2-0 | | OVERALL | | 5-2-0 | | 4-2-0 | | 13-4-0 | |
| 16-5-0 | | 0-0-0 | 0-0-0 | | HOME | | 5-1-0 | | 2-1-0 | | 9-3-0 | |
| 9-9-0 | | 2-4-0 | 1-2-0 | | AWAY | | 0-1-0 | | 2-1-0 | | 4-1-0 | |
| 0-0-0 | | 0-0-0 | 0-0-0 | | NEUTRAL | | 0-0-0 | | 0-0-0 | | 0-0-0 | |
| 18-11-0 | | 2-4-0 | 1-2-0 | | NON-CONFERENCE | | 0-0-0 | | 4-2-0 | | 11-3-0 | |
| 11-4-0 | | 0-0-0 | 0-0-0 | | HOME | | 0-0-0 | | 2-1-0 | | 9-3-0 | |
| 7-7-0 | | 2-4-0 | 1-0- | | AWAY | | 0-0-0 | | 2-1-0 | | 2-0-0 | |
| 0-0-0 | | 0-0-0 | 0-0-0 | | NEUTRAL | | 0-0-0 | | 0-0-0 | | 0-0-0 | |
| 7-3-0 | | 0-0-0 | 0-0-0 | | CONFERENCE | | 5-2-0 | | 0-0-0 | | 2-1-0 | |
| 5-1-0 | | 0-0-0 | 0-0-0 | | HOME | | 5-1-0 | | 0-0-0 | | 0-0-0 | |
| 2-2-0 | | 0-0-0 | 0-0-0 | | AWAY | | 0-1-0 | | 0-0-0 | | 2-1-0 | |
| 0-0-0 | | 0-0-0 | 0-0-0 | | NEUTRAL | | 0-0-0 | | 0-0-0 | | 0-0-0 | |
| RPI S | Opponent | Score | RPI S | Opponent | Score | RPI S | Opponent | Score | RPI S | Opponent | Score | |
| 1 A | Florida | 2 7 | 30 A | East Carolina | 3 6 | 63 A | North Florida | 6 10 | 106 A | Samford | 9 2 | |
| 1 A | Florida | 1 3 | 30 A | East Carolina | 0 13 | 63 H | North Florida | 6 2 | 106 A | Samford | 5 8 | |
| 6 A | Florida St. | 7 3 | 30 A | East Carolina | 8 6 | 63 H | North Florida | 4 7 | 106 A | Samford | 7 2 | |
| 20 A | Creighton | 1 2 | | | | 63 H | North Florida | 8 0 | 132 H | UCF | 8 3 | |
| 20 A | Creighton | 4 3 | | | | 94 H | FGCU | 4 3 | 136 H | FIU | 10 5 | |
| 20 A | Creighton | 0 4 | | | | 94 H | FGCU | 6 3 | 136 H | FIU | 2 3 | |
| | | | | | | 94 H | FGCU | 5 0 | 165 H | South Fla. | 7 5 | |
| | | | | | | | | | 169 A | Florida A&M | 8 5 | |
| | | | | | | | | | 206 A | Bethune-Cookman | 4 3 | |
| | | | | | | | | | 208 H | Columbia | 1 0 | |
| | | | | | | | | | 208 H | Columbia | 2 0 | |
| | | | | | | | | | 208 H | Columbia | 8 9 | |
| | | | | | | | | | 208 H | Columbia | 4 5 | |
| | | | | | | | | | 224 A | Lipscomb | 1 9 | |
| | | | | | | | | | 224 A | Lipscomb | 7 5 | |
| | | | | | | | | | 224 A | Lipscomb | 2 0 | |
| | | | | | | | | | 234 H | Toledo | 1 6 | |
| | | | | | | | | | 234 H | Toledo | 2 1 | |
| | | | | | | | | | 234 H | Toledo | 5 1 | |
| | | | | | | | | | 244 H | Charleston So. | 4 1 | |
| | | | | | | | | | 297 H | Mt. St. Mary's | 14 3 | |
| | | | | | | | | | 297 H | Mt. St. Mary's | 15 7 | |
| | | | | | | | | | 297 H | Mt. St. Mary's | 13 2 | |
| | | | LAST 15 GAMES | | | | | | | | | |
| | | | 94 H | FGCU | 5 0 | 169 A | Florida A&M | 8 5 | | | | |
| | | | 94 H | FGCU | 6 3 | 63 H | North Florida | 8 0 | | | | |
| | | | 94 H | FGCU | 4 3 | 63 H | North Florida | 6 2 | | | | |
| | | | 1 A | Florida | 1 3 | | | | | | | |
| | | | 224 A | Lipscomb | 1 9 | | | | | | | |

Non-Div. I Games:

Jacksonville

| | | |
|----------------|---|---|
| 224 A Lipscomb | 2 | 0 |
| 224 A Lipscomb | 7 | 5 |

J
a
c
k
s
o
n
v
i
l
l
e

J
a
c
k
s
o
n
v
i
l
l
e

| Average RPI Win: | | 125 | WON-LOST RECORD | | WINNING PCT. RANK | | LAST 15 GAMES | | STRENGTH OF SCHEDULE | | OPP. STRENGTH OF SCHEDULE | | TEAM RPI | ADJ RPI | | CONF. RPI | ADJ CONF. RPI | | | | | | | |
|------------------|---|------------------|-----------------|-----------|-------------------|----------------|---------------|------------------|----------------------|-------------|---------------------------|----------|----------|-------------------|-----|-----------|---------------|-----|-----|-----------------|----|-------|----|--|
| DIV. I ONLY | | | 25-13-0 | | .65789 | | 45 | | 9-6-0 | | 115 | | 45 | | 62 | | .54931 | | 62 | | 9 | | 9 | |
| DIV. I NON-CONF. | | | 18-11-0 | | .62069 | | 75 | | 2-4-0 | | 204 | | 36 | | 117 | | .51958 | | 117 | | 12 | | 12 | |
| TOTALS | | RPI 1-25 | | RPI 26-50 | | W-L RECORDS | | RPI 51-100 | | RPI 101-150 | | RPI 150+ | | | | | | | | | | | | |
| 25-13-0 | | 4-0-0 | | 0-1-0 | | OVERALL | | 4-3-0 | | 6-3-0 | | 11-6-0 | | | | | | | | | | | | |
| 18-6-0 | | 4-0-0 | | 0-1-0 | | HOME | | 4-3-0 | | 4-0-0 | | 6-2-0 | | | | | | | | | | | | |
| 7-7-0 | | 0-0-0 | | 0-0-0 | | AWAY | | 0-0-0 | | 2-3-0 | | 5-4-0 | | | | | | | | | | | | |
| 0-0-0 | | 0-0-0 | | 0-0-0 | | NEUTRAL | | 0-0-0 | | 0-0-0 | | 0-0-0 | | | | | | | | | | | | |
| 18-11-0 | | 1-0-0 | | 0-1-0 | | NON-CONFERENCE | | 2-2-0 | | 6-3-0 | | 9-5-0 | | | | | | | | | | | | |
| 13-5-0 | | 1-0-0 | | 0-1-0 | | HOME | | 2-2-0 | | 4-0-0 | | 6-2-0 | | | | | | | | | | | | |
| 5-6-0 | | 0-0-0 | | 0-0- | | AWAY | | 0-0-0 | | 2-3-0 | | 3-3-0 | | | | | | | | | | | | |
| 0-0-0 | | 0-0-0 | | 0-0-0 | | NEUTRAL | | 0-0-0 | | 0-0-0 | | 0-0-0 | | | | | | | | | | | | |
| 7-2-0 | | 3-0-0 | | 0-0-0 | | CONFERENCE | | 2-1-0 | | 0-0-0 | | 2-1-0 | | | | | | | | | | | | |
| 5-1-0 | | 3-0-0 | | 0-0-0 | | HOME | | 2-1-0 | | 0-0-0 | | 0-0-0 | | | | | | | | | | | | |
| 2-1-0 | | 0-0-0 | | 0-0-0 | | AWAY | | 0-0-0 | | 0-0-0 | | 2-1-0 | | | | | | | | | | | | |
| 0-0-0 | | 0-0-0 | | 0-0-0 | | NEUTRAL | | 0-0-0 | | 0-0-0 | | 0-0-0 | | | | | | | | | | | | |
| RPI | S | Opponent | | Score | | RPI | S | Opponent | | Score | | RPI | S | Opponent | | Score | | RPI | S | Opponent | | Score | | |
| 9 | H | UC Santa Barbara | | 7 0 | | 44 | H | California | | 1 7 | | 59 | H | Cal St. Fullerton | | 1 2 | | 112 | A | Pepperdine | | 4 12 | | |
| 9 | H | UC Santa Barbara | | 4 3 | | | | | | | | 59 | H | Cal St. Fullerton | | 6 3 | | 112 | H | Pepperdine | | 6 5 | | |
| 9 | H | UC Santa Barbara | | 10 5 | | | | | | | | 59 | H | Cal St. Fullerton | | 1 0 | | 137 | H | San Francisco | | 7 6 | | |
| 23 | H | Michigan | | 5 1 | | | | | | | | 69 | H | UCLA | | 6 2 | | 137 | H | San Francisco | | 2 1 | | |
| | | | | | | | | | | | | 69 | H | UCLA | | 0 19 | | 137 | H | San Francisco | | 10 5 | | |
| | | | | | | | | | | | | 69 | H | UCLA | | 6 7 | | 138 | A | Sacramento St. | | 4 0 | | |
| | | | | | | | | | | | | 80 | H | Fresno St. | | 7 1 | | 138 | A | Sacramento St. | | 2 3 | | |
| | | | | | | | | | | | | | | | | | | 138 | A | Sacramento St. | | 6 4 | | |
| | | | | | | | | | | | | | | | | | | 148 | A | Santa Clara | | 1 10 | | |
| | | | | | | | | | | | | | | | | | | 154 | A | Grand Canyon | | 7 0 | | |
| | | | | | | | | | | | | | | | | | | 154 | A | Grand Canyon | | 3 16 | | |
| | | | | | | | | | | | | | | | | | | 154 | A | Grand Canyon | | 2 3 | | |
| | | | | | | | | | | | | | | | | | | 164 | A | Wichita St. | | 7 6 | | |
| | | | | | | | | | | | | | | | | | | 164 | A | Wichita St. | | 7 2 | | |
| | | | | | | | | | | | | | | | | | | 164 | A | Wichita St. | | 0 6 | | |
| | | | | | | | | | | | | | | | | | | 179 | H | Pacific | | 19 2 | | |
| | | | | | | | | | | | | | | | | | | 179 | H | Pacific | | 7 6 | | |
| | | | | | | | | | | | | | | | | | | 179 | H | Pacific | | 6 2 | | |
| | | | | | | | | | | | | | | | | | | 179 | H | Pacific | | 6 3 | | |
| | | | | | | | | | | | | | | | | | | 182 | A | Hawaii | | 5 2 | | |
| | | | | | | | | | | | | | | | | | | 182 | A | Hawaii | | 3 6 | | |
| | | | | | | | | | | | | | | | | | | 182 | A | Hawaii | | 5 4 | | |
| | | | | | | | | | | | | | | | | | | 196 | H | San Jose St. | | 7 4 | | |
| | | | | | | | | | | | | | | | | | | 196 | H | San Jose St. | | 5 8 | | |
| | | | | | | | | | | | | | | | | | | 196 | H | San Jose St. | | 7 9 | | |
| | | | | | | | | | | | | | | | | | | 253 | H | CSU Bakersfield | | 8 4 | | |
| LAST 15 GAMES | | | | | | 44 | H | California | | 1 7 | | 59 | H | Cal St. Fullerton | | 6 3 | | 196 | H | San Jose St. | | 7 4 | | |
| | | | | | | 9 | H | UC Santa Barbara | | 4 3 | | 59 | H | Cal St. Fullerton | | 6 3 | | 196 | H | San Jose St. | | 5 8 | | |
| | | | | | | 9 | H | UC Santa Barbara | | 10 5 | | 59 | H | Cal St. Fullerton | | 1 0 | | 196 | H | San Jose St. | | 7 9 | | |
| | | | | | | 9 | H | UC Santa Barbara | | 7 0 | | | | | | | | 196 | H | San Jose St. | | 7 9 | | |
| | | | | | | 80 | H | Fresno St. | | 7 1 | | | | | | | | 253 | H | CSU Bakersfield | | 8 4 | | |
| | | | | | | 182 | A | Hawaii | | 5 2 | | | | | | | | | | | | | | |

Non-Div. I Games:

Cal Poly

| | | |
|--------------|---|---|
| 182 A Hawaii | 5 | 4 |
| 182 A Hawaii | 3 | 6 |

C
a
l
P
o
l
y

C
a
l
P
o
l
y

| Average RPI Win: | | 169 | WON-LOST RECORD | | WINNING PCT. RANK | | LAST 15 GAMES | | STRENGTH OF SCHEDULE | | OPP. STRENGTH OF SCHEDULE | | TEAM RPI | | ADJ RPI | | CONF. RPI | | ADJ CONF. RPI | | | | |
|-------------------|---|----------|-----------------|-----------|-------------------|----------------|---------------|--------------|----------------------|-------------|---------------------------|----------|----------|--------------|-----------|-------|-----------|-----|---------------|-------------------|--|-------|----|
| Average RPI Loss: | | 122 | | | | | | | | | | | | | | | | | | | | | |
| DIV. I ONLY | | | 26-14-0 | | .65 49 | | 11-4-0 | | 56 | | 190 | | 63 | | .5492 63 | | 17 | | 17 | | | | |
| DIV. I NON-CONF. | | | 20-10-0 | | .66667 56 | | 6-0-0 | | 70 | | 228 | | 74 | | .54052 74 | | 16 | | 16 | | | | |
| TOTALS | | RPI 1-25 | | RPI 26-50 | | W-L RECORDS | | RPI 51-100 | | RPI 101-150 | | RPI 150+ | | | | | | | | | | | |
| 26-14-0 | | 0-2-0 | | 3-0-0 | | OVERALL | | 2-5-0 | | 4-1-0 | | 17-6-0 | | | | | | | | | | | |
| 20-7-0 | | 0-1-0 | | 3-0-0 | | HOME | | 1-3-0 | | 4-0-0 | | 12-3-0 | | | | | | | | | | | |
| 6-7-0 | | 0-1-0 | | 0-0-0 | | AWAY | | 1-2-0 | | 0-1-0 | | 5-3-0 | | | | | | | | | | | |
| 0-0-0 | | 0-0-0 | | 0-0-0 | | NEUTRAL | | 0-0-0 | | 0-0-0 | | 0-0-0 | | | | | | | | | | | |
| 20-10-0 | | 0-2-0 | | 3-0-0 | | NON-CONFERENCE | | 0-3-0 | | 1-1-0 | | 16-4-0 | | | | | | | | | | | |
| 16-7-0 | | 0-1-0 | | 3-0-0 | | HOME | | 0-3-0 | | 1-0-0 | | 12-3-0 | | | | | | | | | | | |
| 4-3-0 | | 0-1-0 | | 0-0- | | AWAY | | 0-0-0 | | 0-1-0 | | 4-1-0 | | | | | | | | | | | |
| 0-0-0 | | 0-0-0 | | 0-0-0 | | NEUTRAL | | 0-0-0 | | 0-0-0 | | 0-0-0 | | | | | | | | | | | |
| 6-4-0 | | 0-0-0 | | 0-0-0 | | CONFERENCE | | 2-2-0 | | 3-0-0 | | 1-2-0 | | | | | | | | | | | |
| 4-0-0 | | 0-0-0 | | 0-0-0 | | HOME | | 1-0-0 | | 3-0-0 | | 0-0-0 | | | | | | | | | | | |
| 2-4-0 | | 0-0-0 | | 0-0-0 | | AWAY | | 1-2-0 | | 0-0-0 | | 1-2-0 | | | | | | | | | | | |
| 0-0-0 | | 0-0-0 | | 0-0-0 | | NEUTRAL | | 0-0-0 | | 0-0-0 | | 0-0-0 | | | | | | | | | | | |
| RPI | S | Opponent | | Score | | RPI | S | Opponent | | Score | | RPI | S | Opponent | | Score | | RPI | S | Opponent | | Score | |
| 1 | A | Florida | | 4 | 5 | 26 | H | UNCW | | 3 | 2 | 61 | A | Jacksonville | | 2 | 6 | 132 | A | UCF | | 4 | 5 |
| 1 | H | Florida | | 2 | 6 | 26 | H | UNCW | | 12 | 11 | 61 | A | Jacksonville | | 7 | 4 | 132 | H | UCF | | 4 | 3 |
| | | | | | | 26 | H | UNCW | | 13 | 1 | 61 | A | Jacksonville | | 0 | 8 | 149 | H | Stetson | | 5 | 0 |
| | | | | | | | | | | | | 61 | H | Jacksonville | | 10 | 6 | 149 | H | Stetson | | 5 | 3 |
| | | | | | | | | | | | | 76 | H | Hartford | | 8 | 9 | 149 | H | Stetson | | 6 | 2 |
| | | | | | | | | | | | | 76 | H | Hartford | | 1 | 2 | 165 | A | South Fla. | | 7 | 5 |
| | | | | | | | | | | | | 76 | H | Hartford | | 2 | 3 | 165 | H | South Fla. | | 7 | 6 |
| | | | | | | | | | | | | | | | | | | 169 | A | Florida A&M | | 9 | 6 |
| | | | | | | | | | | | | | | | | | | 169 | H | Florida A&M | | 15 | 0 |
| | | | | | | | | | | | | | | | | | | 184 | A | Kennesaw St. | | 9 | 2 |
| | | | | | | | | | | | | | | | | | | 184 | A | Kennesaw St. | | 4 | 10 |
| | | | | | | | | | | | | | | | | | | 184 | A | Kennesaw St. | | 1 | 2 |
| | | | | | | | | | | | | | | | | | | 206 | A | Bethune-Cookman | | 13 | 1 |
| | | | | | | | | | | | | | | | | | | 206 | A | Bethune-Cookman | | 1 | 4 |
| | | | | | | | | | | | | | | | | | | 206 | H | Bethune-Cookman | | 12 | 6 |
| | | | | | | | | | | | | | | | | | | 210 | H | George Washington | | 10 | 7 |
| | | | | | | | | | | | | | | | | | | 210 | H | George Washington | | 6 | 7 |
| | | | | | | | | | | | | | | | | | | 210 | H | George Washington | | 2 | 0 |
| | | | | | | | | | | | | | | | | | | 219 | H | Quinnipiac | | 6 | 5 |
| | | | | | | | | | | | | | | | | | | 219 | H | Quinnipiac | | 12 | 8 |
| | | | | | | | | | | | | | | | | | | 219 | H | Quinnipiac | | 0 | 3 |
| | | | | | | | | | | | | | | | | | | 223 | H | Penn | | 17 | 5 |
| | | | | | | | | | | | | | | | | | | 223 | H | Penn | | 2 | 3 |
| | | | | | | | | | | | | | | | | | | 223 | H | Penn | | 5 | 3 |
| | | | | | | | | | | | | | | | | | | 229 | H | Dartmouth | | 17 | 3 |
| | | | | | | | | | | | | | | | | | | 229 | H | Dartmouth | | 8 | 6 |
| | | | | | | | | | | | | | | | | | | 288 | A | Savannah St. | | 7 | 3 |
| LAST 15 GAMES | | | | | | | | | | | | | | | | | | | | | | | |
| | | | | | | 288 | A | Savannah St. | | 7 | 3 | 61 | A | Jacksonville | | 2 | 6 | 223 | H | Penn | | 5 | 3 |
| | | | | | | 132 | H | UCF | | 4 | 3 | 61 | A | Jacksonville | | 7 | 4 | 223 | H | Penn | | 5 | 3 |
| | | | | | | 149 | H | Stetson | | 5 | 0 | 169 | A | Florida A&M | | 9 | 6 | 229 | H | Dartmouth | | 17 | 3 |
| | | | | | | 149 | H | Stetson | | 5 | 3 | | | | | | | 229 | H | Dartmouth | | 8 | 6 |
| | | | | | | 149 | H | Stetson | | 6 | 2 | | | | | | | 288 | A | Savannah St. | | 7 | 3 |

Non-Div. I Games:

North Florida

| | | | | |
|-----|---|--------------|---|---|
| 165 | A | South Fla. | 7 | 5 |
| 61 | A | Jacksonville | 0 | 8 |

| RPI | S | Opponent | Score | |
|-----|---|--------------|-------|---|
| 288 | H | Savannah St. | 7 | 4 |

North Florida

N
o
r
t
h
F
l
o
r
i
d
a

N
o
r
t
h
F
l
o
r
i
d
a

| Duke | | | | Through Games Of April 24, 2016 | | | | | | | | | | | | | | | | | | | |
|-------------------|---|----------------|----------|---------------------------------|---------|---------------------|---------------|---------------|-----|-------------|-----------|--------------------|---|----------|--|-------|--|------|--|--|--|--|--|
| Average RPI Win: | | 123 | WON-LOST | WINNING | LAST 15 | STRENGTH OF | OPP. STRENGTH | TEAM | ADJ | CONF. | ADJ CONF. | | | | | | | | | | | | |
| Average RPI Loss: | | 49 | RECORD | PCT. RANK | GAMES | SCHEDULE | OF SCHEDULE | RPI | RPI | RPI | RPI | | | | | | | | | | | | |
| DIV. I ONLY | | | 23-18-0 | .56098 | 105 | 11-4-0 | 27 | 21 | 64 | .54908 | 64 | 2 | 2 | | | | | | | | | | |
| DIV. I NON-CONF. | | | 14-6-0 | .7 | 44 | 4-0-0 | 101 | 129 | 59 | .55004 | 59 | 1 | 1 | | | | | | | | | | |
| TOTALS | | RPI 1-25 | | RPI 26-50 | | W-L RECORDS | | RPI 51-100 | | RPI 101-150 | | RPI 150+ | | | | | | | | | | | |
| 23-18-0 | | 5-8-0 | | 5-6-0 | | OVERALL | | 1-1-0 | | 2-1-0 | | 10-2-0 | | | | | | | | | | | |
| 15-11-0 | | 3-6-0 | | 4-4-0 | | HOME | | 0-1-0 | | 1-0-0 | | 7-0-0 | | | | | | | | | | | |
| 7-6-0 | | 2-2-0 | | 1-2-0 | | AWAY | | 0-0-0 | | 1-0-0 | | 3-2-0 | | | | | | | | | | | |
| 1-1-0 | | 0-0-0 | | 0-0-0 | | NEUTRAL | | 1-0-0 | | 0-1-0 | | 0-0-0 | | | | | | | | | | | |
| 14-6-0 | | 0-1-0 | | 3-2-0 | | NON-CONFERENCE | | 1-1-0 | | 2-1-0 | | 8-1-0 | | | | | | | | | | | |
| 11-3-0 | | 0-0-0 | | 3-2-0 | | HOME | | 0-1-0 | | 1-0-0 | | 7-0-0 | | | | | | | | | | | |
| 2-2-0 | | 0-1-0 | | 0-0- | | AWAY | | 0-0-0 | | 1-0-0 | | 1-1-0 | | | | | | | | | | | |
| 1-1-0 | | 0-0-0 | | 0-0-0 | | NEUTRAL | | 1-0-0 | | 0-1-0 | | 0-0-0 | | | | | | | | | | | |
| 9-12-0 | | 5-7-0 | | 2-4-0 | | CONFERENCE | | 0-0-0 | | 0-0-0 | | 2-1-0 | | | | | | | | | | | |
| 4-8-0 | | 3-6-0 | | 1-2-0 | | HOME | | 0-0-0 | | 0-0-0 | | 0-0-0 | | | | | | | | | | | |
| 5-4-0 | | 2-1-0 | | 1-2-0 | | AWAY | | 0-0-0 | | 0-0-0 | | 2-1-0 | | | | | | | | | | | |
| 0-0-0 | | 0-0-0 | | 0-0-0 | | NEUTRAL | | 0-0-0 | | 0-0-0 | | 0-0-0 | | | | | | | | | | | |
| RPI | S | Opponent | | Score | | RPI | S | Opponent | | Score | | RPI | S | Opponent | | Score | | | | | | | |
| 7 | H | Miami (FL) | | 12 5 | | 29 | H | Virginia | | 3 0 | | 93 | H | Penn St. | | 1 2 | | | | | | | |
| 7 | H | Miami (FL) | | 2 14 | | 29 | H | Virginia | | 6 7 | | 100 | N | Ohio St. | | 8 1 | | | | | | | |
| 7 | H | Miami (FL) | | 0 9 | | 29 | H | Virginia | | 0 6 | | | | | | | | | | | | | |
| 10 | H | Clemson | | 2 3 | | 30 | H | East Carolina | | 6 8 | | | | | | | | | | | | | |
| 10 | H | Clemson | | 5 3 | | 32 | A | Wake Forest | | 2 3 | | | | | | | | | | | | | |
| 10 | H | Clemson | | 2 1 | | 32 | A | Wake Forest | | 3 2 | | | | | | | | | | | | | |
| 11 | A | Coastal Caro. | | 6 10 | | 32 | A | Wake Forest | | 0 12 | | | | | | | | | | | | | |
| 16 | H | North Carolina | | 2 8 | | 44 | H | California | | 5 4 | | | | | | | | | | | | | |
| 16 | H | North Carolina | | 2 12 | | 44 | H | California | | 6 5 | | | | | | | | | | | | | |
| 16 | H | North Carolina | | 2 11 | | 44 | H | California | | 2 5 | | | | | | | | | | | | | |
| 22 | A | Georgia Tech | | 14 13 | | 46 | H | UNCG | | 7 4 | | | | | | | | | | | | | |
| 22 | A | Georgia Tech | | 2 3 | | | | | | | | | | | | | | | | | | | |
| 22 | A | Georgia Tech | | 10 4 | | | | | | | | | | | | | | | | | | | |
| | | | | | | LAST 15 GAMES | | | | | | | | | | | | | | | | | |
| | | | | | | 200 A Virginia Tech | | | | | | 270 H N.C. Central | | | | | | 3 0 | | | | | |
| | | | | | | 200 A Virginia Tech | | | | | | 188 A Davidson | | | | | | 13 3 | | | | | |
| | | | | | | 200 A Virginia Tech | | | | | | 10 H Clemson | | | | | | 2 1 | | | | | |
| | | | | | | 129 A Liberty | | | | | | | | | | | | | | | | | |
| | | | | | | 7 H Miami (FL) | | | | | | | | | | | | | | | | | |

Non-Div. I Games:

Duke

| | | | | |
|---|---|------------|----|----|
| 7 | H | Miami (FL) | 12 | 5 |
| 7 | H | Miami (FL) | 2 | 14 |

D
u
k
e

D
u
k
e

| Average RPI Win: 123 | | WON-LOST | WINNING | LAST 15 | STRENGTH OF | | OPP. STRENGTH | TEAM | ADJ | | CONF. | ADJ CONF. |
|-----------------------|------------------|----------|-----------|---------------|----------------|-------|----------------|-------|-------------|---------------------|----------|-----------|
| Average RPI Loss: 106 | | RECORD | PCT. RANK | GAMES | SCHEDULE | | OF SCHEDULE | RPI | RPI | | RPI | RPI |
| DIV. I ONLY | | 21-18-0 | .53846 | 118 | 8-7-0 | | 75 | 91 | 65 | | .54877 | 65 |
| DIV. I NON-CONF. | | 15-13-0 | .53571 | 129 | 3-2-0 | | 128 | 132 | 84 | | .53652 | 84 |
| TOTALS | | RPI 1-25 | RPI 26-50 | | W-L RECORDS | | RPI 51-100 | | RPI 101-150 | | RPI 150+ | |
| 21-18-0 | | 0-3-0 | 3-3-0 | | OVERALL | | 6-1-0 | | 6-8-0 | | 6-3-0 | |
| 9-2-0 | | 0-0-0 | 2-1-0 | | HOME | | 3-0-0 | | 0-0-0 | | 4-1-0 | |
| 8-16-0 | | 0-3-0 | 1-2-0 | | AWAY | | 2-1-0 | | 4-8-0 | | 1-2-0 | |
| 4-0-0 | | 0-0-0 | 0-0-0 | | NEUTRAL | | 1-0-0 | | 2-0-0 | | 1-0-0 | |
| 15-13-0 | | 0-3-0 | 1-0-0 | | NON-CONFERENCE | | 3-1-0 | | 5-6-0 | | 6-3-0 | |
| 5-1-0 | | 0-0-0 | 1-0-0 | | HOME | | 0-0-0 | | 0-0-0 | | 4-1-0 | |
| 6-12-0 | | 0-3-0 | 0-0- | | AWAY | | 2-1-0 | | 3-6-0 | | 1-2-0 | |
| 4-0-0 | | 0-0-0 | 0-0-0 | | NEUTRAL | | 1-0-0 | | 2-0-0 | | 1-0-0 | |
| 6-5-0 | | 0-0-0 | 2-3-0 | | CONFERENCE | | 3-0-0 | | 1-2-0 | | 0-0-0 | |
| 4-1-0 | | 0-0-0 | 1-1-0 | | HOME | | 3-0-0 | | 0-0-0 | | 0-0-0 | |
| 2-4-0 | | 0-0-0 | 1-2-0 | | AWAY | | 0-0-0 | | 1-2-0 | | 0-0-0 | |
| 0-0-0 | | 0-0-0 | 0-0-0 | | NEUTRAL | | 0-0-0 | | 0-0-0 | | 0-0-0 | |
| RPI S | Opponent | Score | RPI S | Opponent | Score | RPI S | Opponent | Score | RPI S | Opponent | Score | |
| 9 A | UC Santa Barbara | 3 5 | 30 A | East Carolina | 5 1 | 52 A | Boston College | 9 4 | 107 A | CSUN | 1 2 | |
| 9 A | UC Santa Barbara | 2 6 | 30 A | East Carolina | 1 2 | 67 A | Austin Peay | 19 4 | 107 A | CSUN | 4 12 | |
| 9 A | UC Santa Barbara | 6 9 | 30 A | East Carolina | 2 3 | 76 A | Hartford | 3 4 | 115 N | William & Mary | 3 2 | |
| | | | 35 H | Bryant | 6 3 | 78 H | Houston | 9 2 | 115 N | William & Mary | 18 1 | |
| | | | 38 H | Tulane | 9 4 | 78 H | Houston | 3 2 | 121 A | Southern California | 5 4 | |
| | | | 38 H | Tulane | 5 14 | 78 H | Houston | 4 1 | 123 A | Cincinnati | 4 2 | |
| | | | | | | 89 N | Missouri St. | 12 4 | 123 A | Cincinnati | 2 3 | |
| | | | | | | | | | 123 A | Cincinnati | 2 3 | |
| | | | | | | | | | 129 A | Liberty | 4 5 | |
| | | | | | | | | | 129 A | Liberty | 5 8 | |
| | | | | | | | | | 129 A | Liberty | 7 5 | |
| | | | | | | | | | 141 A | UTSA | 9 6 | |
| | | | | | | | | | 141 A | UTSA | 1 2 | |
| | | | | | | | | | 141 A | UTSA | 5 6 | |
| | | | | | | | | | 189 A | UMass Lowell | 4 2 | |
| | | | | | | | | | 199 H | Yale | 8 2 | |
| | | | | | | | | | 202 H | Fairfield | 2 1 | |
| | | | | | | | | | 208 A | Columbia | 3 4 | |
| | | | | | | | | | 208 H | Columbia | 4 3 | |
| | | | | | | | | | 208 H | Columbia | 3 0 | |
| | | | | | | | | | 217 H | Central Conn. St. | 4 8 | |
| | | | | | | | | | 279 A | Massachusetts | 5 9 | |
| | | | | | | | | | 292 N | Alcorn | 25 3 | |
| LAST 15 GAMES | | | | | | | | | | | | |
| | | | 30 A | East Carolina | 2 3 | 78 H | Houston | 3 2 | | | | |
| | | | 30 A | East Carolina | 5 1 | 35 H | Bryant | 6 3 | | | | |
| | | | 30 A | East Carolina | 1 2 | 202 H | Fairfield | 2 1 | | | | |
| | | | 189 A | UMass Lowell | 4 2 | | | | | | | |
| | | | 279 A | Massachusetts | 5 9 | | | | | | | |

Non-Div. I Games:

UConn

| | | |
|--------------|---|---|
| 78 H Houston | 9 | 2 |
| 78 H Houston | 4 | 1 |

U
C
o
n
n

U
C
o
n
n

| | | | | | | | | | | | | | | | |
|-------------------|----------|-----------|-----------|----------------|-------------|-------------------|-------|-------------|--------|--------------|-------|-----|---|----------------|-------|
| Average RPI Win: | 150 | WON-LOST | WINNING | LAST 15 | STRENGTH OF | OPP. STRENGTH | TEAM | ADJ | CONF. | ADJ CONF. | | | | | |
| Average RPI Loss: | 127 | RECORD | PCT. RANK | GAMES | SCHEDULE | OF SCHEDULE | RPI | RPI | RPI | RPI | | | | | |
| DIV. I ONLY | | 26-13-0 | .66667 | 42 | 9-6-0 | 114 | 127 | 66 | .54823 | 66 | 21 | 21 | | | |
| DIV. I NON-CONF. | | 12-9-0 | .57143 | 107 | 4-2-0 | 54 | 75 | 80 | .53923 | 80 | 21 | 21 | | | |
| <hr/> | | | | | | | | | | | | | | | |
| TOTALS | RPI 1-25 | RPI 26-50 | | W-L RECORDS | | RPI 51-100 | | RPI 101-150 | | RPI 150+ | | | | | |
| 26-13-0 | 0-0-0 | 1-2-0 | | OVERALL | | 10-2-0 | | 2-4-0 | | 13-5-0 | | | | | |
| 15-7-0 | 0-0-0 | 1-2-0 | | HOME | | 9-2-0 | | 1-1-0 | | 4-2-0 | | | | | |
| 11-6-0 | 0-0-0 | 0-0-0 | | AWAY | | 1-0-0 | | 1-3-0 | | 9-3-0 | | | | | |
| 0-0-0 | 0-0-0 | 0-0-0 | | NEUTRAL | | 0-0-0 | | 0-0-0 | | 0-0-0 | | | | | |
| 12-9-0 | 0-0-0 | 0-0-0 | | NON-CONFERENCE | | 7-2-0 | | 2-4-0 | | 3-3-0 | | | | | |
| 9-4-0 | 0-0-0 | 0-0-0 | | HOME | | 6-2-0 | | 1-1-0 | | 2-1-0 | | | | | |
| 3-5-0 | 0-0-0 | 0-0- | | AWAY | | 1-0-0 | | 1-3-0 | | 1-2-0 | | | | | |
| 0-0-0 | 0-0-0 | 0-0-0 | | NEUTRAL | | 0-0-0 | | 0-0-0 | | 0-0-0 | | | | | |
| 14-4-0 | 0-0-0 | 1-2-0 | | CONFERENCE | | 3-0-0 | | 0-0-0 | | 10-2-0 | | | | | |
| 6-3-0 | 0-0-0 | 1-2-0 | | HOME | | 3-0-0 | | 0-0-0 | | 2-1-0 | | | | | |
| 8-1-0 | 0-0-0 | 0-0-0 | | AWAY | | 0-0-0 | | 0-0-0 | | 8-1-0 | | | | | |
| 0-0-0 | 0-0-0 | 0-0-0 | | NEUTRAL | | 0-0-0 | | 0-0-0 | | 0-0-0 | | | | | |
| <hr/> | | | | | | | | | | | | | | | |
| RPI | S | Opponent | Score | RPI | S | Opponent | Score | RPI | S | Opponent | Score | | | | |
| | | | | 37 | H | Southeast Mo. St. | 6 2 | 67 | H | Austin Peay | 6 1 | 106 | A | Samford | 7 10 |
| | | | | 37 | H | Southeast Mo. St. | 2 11 | 67 | H | Austin Peay | 25 12 | 106 | H | Samford | 6 7 |
| | | | | 37 | H | Southeast Mo. St. | 6 13 | 67 | H | Austin Peay | 8 5 | 116 | H | UAB | 11 10 |
| | | | | | | | | 70 | H | Oral Roberts | 8 3 | 128 | A | Southern Ill. | 2 3 |
| | | | | | | | | 77 | H | Valparaiso | 4 14 | 128 | A | Southern Ill. | 3 13 |
| | | | | | | | | 77 | H | Valparaiso | 9 3 | 128 | A | Southern Ill. | 9 5 |
| | | | | | | | | 77 | H | Valparaiso | 11 10 | 172 | H | Alabama St. | 7 1 |
| | | | | | | | | 79 | H | Western Ky. | 8 7 | 172 | H | Alabama St. | 5 8 |
| | | | | | | | | 79 | H | Western Ky. | 5 4 | 184 | A | Kennesaw St. | 9 11 |
| | | | | | | | | 79 | H | Western Ky. | 9 7 | 184 | A | Kennesaw St. | 2 3 |
| | | | | | | | | 82 | A | Troy | 8 7 | 184 | A | Kennesaw St. | 10 5 |
| | | | | | | | | 82 | H | Troy | 0 10 | 184 | H | Kennesaw St. | 10 2 |
| | | | | | | | | | | | | 204 | H | Murray St. | 11 4 |
| | | | | | | | | | | | | 204 | H | Murray St. | 5 6 |
| | | | | | | | | | | | | 204 | H | Murray St. | 22 7 |
| | | | | | | | | | | | | 211 | A | Tennessee Tech | 15 14 |
| | | | | | | | | | | | | 211 | A | Tennessee Tech | 9 3 |
| | | | | | | | | | | | | 211 | A | Tennessee Tech | 6 7 |
| | | | | | | | | | | | | 238 | A | SIUE | 13 4 |
| | | | | | | | | | | | | 238 | A | SIUE | 9 6 |
| | | | | | | | | | | | | 238 | A | SIUE | 9 7 |
| | | | | LAST 15 GAMES | | | | | | | | 267 | A | Eastern Ill. | 6 4 |
| | | | | 37 | H | Southeast Mo. St. | 2 11 | 82 | A | Troy | 8 7 | 267 | A | Eastern Ill. | 4 3 |
| | | | | 37 | H | Southeast Mo. St. | 6 13 | 204 | H | Murray St. | 5 6 | 267 | A | Eastern Ill. | 10 3 |
| | | | | 37 | H | Southeast Mo. St. | 6 2 | 204 | H | Murray St. | 22 7 | | | | |
| | | | | 184 | H | Kennesaw St. | 10 2 | | | | | | | | |
| | | | | 211 | A | Tennessee Tech | 15 14 | | | | | | | | |

Non-Div. I Games:

Jacksonville St.

| | | |
|----------------------|---|---|
| 211 A Tennessee Tech | 6 | 7 |
| 211 A Tennessee Tech | 9 | 3 |

J
a
c
k
s
o
n
v
i
l
l
e
s
t
.

J
a
c
k
s
o
n
v
i
l
l
e
s
t
.

A
u
s
t
i
n
P
e
a
y

Austin Peay

| | | | | |
|-----|---|---------|---|----|
| 227 | A | Belmont | 6 | 5 |
| 227 | A | Belmont | 0 | 15 |

| RPI | S | Opponent | Score | |
|-----|---|----------|-------|---|
| 292 | H | Alcorn | 12 | 0 |

Austin Peay

A
u
s
t
i
n
P
e
a
y

A
u
s
t
i
n
P
e
a
y

| Average RPI Win: | | 165 | WON-LOST RECORD | | WINNING PCT. RANK | | LAST 15 GAMES | | STRENGTH OF SCHEDULE | | OPP. STRENGTH OF SCHEDULE | | TEAM RPI | | ADJ RPI | | CONF. RPI | | ADJ CONF. RPI | | | | |
|------------------|---|------------|-----------------|-----------|-------------------|----------------|---------------|---------------|----------------------|-------------|---------------------------|----------|----------|--------------|---------|-------|-----------|-----|---------------|----------------|--|-------|----|
| DIV. I ONLY | | | 20-20-0 | | .5 | 142 | 10-5-0 | | 28 | | 200 | | 68 | | .54626 | | 68 | 6 | | 6 | | | |
| DIV. I NON-CONF. | | | 15-13-0 | | .53571 | 129 | 6-1-0 | | 79 | | 191 | | 64 | | .54791 | | 64 | 6 | | 6 | | | |
| TOTALS | | RPI 1-25 | | RPI 26-50 | | W-L RECORDS | | RPI 51-100 | | RPI 101-150 | | RPI 150+ | | | | | | | | | | | |
| 20-20-0 | | 0-3-0 | | 1-2-0 | | OVERALL | | 5-9-0 | | 5-3-0 | | 9-3-0 | | | | | | | | | | | |
| 11-2-0 | | 0-0-0 | | 0-0-0 | | HOME | | 2-1-0 | | 4-1-0 | | 5-0-0 | | | | | | | | | | | |
| 8-18-0 | | 0-3-0 | | 1-2-0 | | AWAY | | 3-8-0 | | 1-2-0 | | 3-3-0 | | | | | | | | | | | |
| 1-0-0 | | 0-0-0 | | 0-0-0 | | NEUTRAL | | 0-0-0 | | 0-0-0 | | 1-0-0 | | | | | | | | | | | |
| 15-13-0 | | 0-3-0 | | 1-2-0 | | NON-CONFERENCE | | 2-3-0 | | 3-2-0 | | 9-3-0 | | | | | | | | | | | |
| 7-0-0 | | 0-0-0 | | 0-0-0 | | HOME | | 0-0-0 | | 2-0-0 | | 5-0-0 | | | | | | | | | | | |
| 7-13-0 | | 0-3-0 | | 1-0- | | AWAY | | 2-3-0 | | 1-2-0 | | 3-3-0 | | | | | | | | | | | |
| 1-0-0 | | 0-0-0 | | 0-0-0 | | NEUTRAL | | 0-0-0 | | 0-0-0 | | 1-0-0 | | | | | | | | | | | |
| 5-7-0 | | 0-0-0 | | 0-0-0 | | CONFERENCE | | 3-6-0 | | 2-1-0 | | 0-0-0 | | | | | | | | | | | |
| 4-2-0 | | 0-0-0 | | 0-0-0 | | HOME | | 2-1-0 | | 2-1-0 | | 0-0-0 | | | | | | | | | | | |
| 1-5-0 | | 0-0-0 | | 0-0-0 | | AWAY | | 1-5-0 | | 0-0-0 | | 0-0-0 | | | | | | | | | | | |
| 0-0-0 | | 0-0-0 | | 0-0-0 | | NEUTRAL | | 0-0-0 | | 0-0-0 | | 0-0-0 | | | | | | | | | | | |
| RPI | S | Opponent | | Score | | RPI | S | Opponent | | Score | | RPI | S | Opponent | | Score | | RPI | S | Opponent | | Score | |
| 7 | A | Miami (FL) | | 1 | 4 | 27 | A | Fla. Atlantic | | 8 | 9 | 56 | A | Old Dominion | | 2 | 4 | 111 | A | Seton Hall | | 6 | 7 |
| 7 | A | Miami (FL) | | 1 | 8 | 27 | A | Fla. Atlantic | | 2 | 3 | 56 | A | Old Dominion | | 4 | 7 | 111 | H | Seton Hall | | 3 | 2 |
| 7 | A | Miami (FL) | | 0 | 2 | 27 | A | Fla. Atlantic | | 5 | 4 | 56 | A | Old Dominion | | 5 | 2 | 117 | H | Indiana | | 2 | 9 |
| | | | | | | | | | | | | 72 | A | Michigan St. | | 4 | 5 | 117 | H | Indiana | | 3 | 2 |
| | | | | | | | | | | | | 72 | A | Michigan St. | | 5 | 6 | 117 | H | Indiana | | 7 | 1 |
| | | | | | | | | | | | | 72 | A | Michigan St. | | 2 | 5 | 118 | A | Saint Joseph's | | 6 | 4 |
| | | | | | | | | | | | | 93 | H | Penn St. | | 5 | 7 | 118 | H | Saint Joseph's | | 11 | 1 |
| | | | | | | | | | | | | 93 | H | Penn St. | | 6 | 4 | 150 | A | Navy | | 2 | 3 |
| | | | | | | | | | | | | 93 | H | Penn St. | | 5 | 0 | 157 | A | Monmouth | | 2 | 12 |
| | | | | | | | | | | | | 94 | A | FGCU | | 9 | 2 | 157 | H | Monmouth | | 20 | 4 |
| | | | | | | | | | | | | 94 | A | FGCU | | 6 | 9 | 192 | H | Fordham | | 5 | 0 |
| | | | | | | | | | | | | 100 | A | Ohio St. | | 7 | 4 | 220 | A | Rider | | 2 | 3 |
| | | | | | | | | | | | | 100 | A | Ohio St. | | 3 | 11 | 242 | N | NJIT | | 10 | 3 |
| | | | | | | | | | | | | 100 | A | Ohio St. | | 1 | 2 | 261 | H | Lafayette | | 11 | 3 |
| | | | | | | | | | | | | | | | | | | 275 | H | Iona | | 13 | 8 |
| | | | | | | | | | | | | | | | | | | 278 | A | Wagner | | 8 | 0 |
| | | | | | | | | | | | | | | | | | | 283 | A | George Mason | | 8 | 6 |
| | | | | | | | | | | | | | | | | | | 283 | A | George Mason | | 11 | 5 |
| | | | | | | | | | | | | | | | | | | 283 | A | George Mason | | 5 | 6 |
| | | | | | | | | | | | | | | | | | | 290 | H | Delaware St. | | 12 | 8 |
| | | | | | | LAST 15 GAMES | | | | | | | | | | | | | | | | | |
| | | | | | | 93 | H | Penn St. | | 5 | 7 | 100 | A | Ohio St. | | 7 | 4 | | | | | | |
| | | | | | | 93 | H | Penn St. | | 6 | 4 | 111 | H | Seton Hall | | 3 | 2 | | | | | | |
| | | | | | | 93 | H | Penn St. | | 5 | 0 | 111 | A | Seton Hall | | 6 | 7 | | | | | | |
| | | | | | | 278 | A | Wagner | | 8 | 0 | | | | | | | | | | | | |
| | | | | | | 290 | H | Delaware St. | | 12 | 8 | | | | | | | | | | | | |

Non-Div. I Games:

Rutgers

| | | |
|----------------|---|----|
| 100 A Ohio St. | 1 | 2 |
| 100 A Ohio St. | 3 | 11 |

R
u
t
g
e
r
s

R
u
t
g
e
r
s

| Average RPI Win: | 96 | WON-LOST RECORD | WINNING PCT. RANK | LAST 15 GAMES | STRENGTH OF SCHEDULE | OPP. STRENGTH OF SCHEDULE | TEAM RPI | ADJ RPI | CONF. RPI | ADJ CONF. RPI | | | | |
|------------------|----------|------------------|-------------------|----------------|----------------------|---------------------------|------------|-------------|-----------|---------------|---|-------------------|-------|----|
| DIV. I ONLY | | 19-18-0 | .51351 | 136 | 7-8-0 | 24 | 11 | 69 | .54574 | 69 | 3 | 3 | | |
| DIV. I NON-CONF. | | 9-9-0 | .5 | 145 | 2-1-0 | 10 | 6 | 65 | .54783 | 65 | 3 | 3 | | |
| <hr/> | | | | | | | | | | | | | | |
| TOTALS | RPI 1-25 | RPI 26-50 | | W-L RECORDS | | RPI 51-100 | | RPI 101-150 | | RPI 150+ | | | | |
| 19-18-0 | 2-3-0 | 2-7-0 | | OVERALL | | 4-5-0 | | 8-3-0 | | 3-0-0 | | | | |
| 13-8-0 | 2-2-0 | 0-0-0 | | HOME | | 2-4-0 | | 6-2-0 | | 3-0-0 | | | | |
| 5-10-0 | 0-1-0 | 2-7-0 | | AWAY | | 2-1-0 | | 1-1-0 | | 0-0-0 | | | | |
| 1-0-0 | 0-0-0 | 0-0-0 | | NEUTRAL | | 0-0-0 | | 1-0-0 | | 0-0-0 | | | | |
| 9-9-0 | 2-3-0 | 0-0-0 | | NON-CONFERENCE | | 3-3-0 | | 4-3-0 | | 0-0-0 | | | | |
| 6-6-0 | 2-2-0 | 0-0-0 | | HOME | | 1-2-0 | | 3-2-0 | | 0-0-0 | | | | |
| 3-3-0 | 0-1-0 | 0-0- | | AWAY | | 2-1-0 | | 1-1-0 | | 0-0-0 | | | | |
| 0-0-0 | 0-0-0 | 0-0-0 | | NEUTRAL | | 0-0-0 | | 0-0-0 | | 0-0-0 | | | | |
| 10-9-0 | 0-0-0 | 2-7-0 | | CONFERENCE | | 1-2-0 | | 4-0-0 | | 3-0-0 | | | | |
| 7-2-0 | 0-0-0 | 0-0-0 | | HOME | | 1-2-0 | | 3-0-0 | | 3-0-0 | | | | |
| 2-7-0 | 0-0-0 | 2-7-0 | | AWAY | | 0-0-0 | | 0-0-0 | | 0-0-0 | | | | |
| 1-0-0 | 0-0-0 | 0-0-0 | | NEUTRAL | | 0-0-0 | | 1-0-0 | | 0-0-0 | | | | |
| RPI | S | Opponent | Score | | RPI | S | Opponent | Score | | RPI | S | Opponent | Score | |
| 9 | A | UC Santa Barbara | 6 | 11 | 31 | A | Arizona | 1 | 6 | 59 | H | Cal St. Fullerton | 7 | 14 |
| 13 | H | Mississippi St. | 2 | 1 | 31 | A | Arizona | 4 | 3 | 62 | A | Cal Poly | 7 | 6 |
| 16 | H | North Carolina | 6 | 5 | 31 | A | Arizona | 5 | 6 | 62 | A | Cal Poly | 19 | 0 |
| 16 | H | North Carolina | 0 | 4 | 44 | A | California | 1 | 9 | 62 | A | Cal Poly | 2 | 6 |
| 16 | H | North Carolina | 5 | 14 | 44 | A | California | 2 | 8 | 71 | H | Long Beach St. | 1 | 10 |
| | | | | | 44 | A | California | 3 | 5 | 86 | H | Stanford | 1 | 4 |
| | | | | | 49 | A | Washington | 1 | 0 | 86 | H | Stanford | 6 | 5 |
| | | | | | 49 | A | Washington | 7 | 8 | 86 | H | Stanford | 2 | 8 |
| | | | | | 49 | A | Washington | 4 | 7 | 97 | H | Loyola Marymount | 6 | 5 |
| | | | | | | | | | | | | | | |
| | | | | | | | | | | | | | | |
| | | | | | | | | | | | | | | |
| | | | | | | | | | | | | | | |
| | | | | | | | | | | | | | | |
| | | | | | | | | | | | | | | |
| | | | | | | | | | | | | | | |
| | | | | | | | | | | | | | | |
| | | | | | | | | | | | | | | |
| | | | | | | | | | | | | | | |
| | | | | | | | | | | | | | | |
| | | | | | | | | | | | | | | |
| | | | | | | | | | | | | | | |
| | | | | | | | | | | | | | | |
| | | | | | | | | | | | | | | |
| | | | | | | | | | | | | | | |
| | | | | | | | | | | | | | | |
| | | | | | | | | | | | | | | |
| | | | | | | | | | | | | | | |
| | | | | | | | | | | | | | | |
| | | | | | | | | | | | | | | |
| | | | | | | | | | | | | | | |
| | | | | | | | | | | | | | | |
| | | | | | | | | | | | | | | |
| | | | | | | | | | | | | | | |
| | | | | | | | | | | | | | | |
| | | | | | | | | | | | | | | |
| | | | | | | | | | | | | | | |
| | | | | | | | | | | | | | | |
| | | | | | | | | | | | | | | |
| | | | | | | | | | | | | | | |
| | | | | | | | | | | | | | | |
| | | | | | | | | | | | | | | |
| | | | | | | | | | | | | | | |
| | | | | | | | | | | | | | | |
| | | | | | | | | | | | | | | |
| | | | | | | | | | | | | | | |
| | | | | | | | | | | | | | | |
| | | | | | | | | | | | | | | |
| | | | | | | | | | | | | | | |
| | | | | | | | | | | | | | | |
| | | | | | | | | | | | | | | |
| | | | | | | | | | | | | | | |
| | | | | | | | | | | | | | | |
| | | | | | | | | | | | | | | |
| | | | | | | | | | | | | | | |
| | | | | | | | | | | | | | | |
| | | | | | | | | | | | | | | |
| | | | | | | | | | | | | | | |
| | | | | | | | | | | | | | | |
| | | | | | | | | | | | | | | |
| | | | | | | | | | | | | | | |
| | | | | | | | | | | | | | | |
| | | | | | | | | | | | | | | |
| | | | | | | | | | | | | | | |
| | | | | | | | | | | | | | | |
| | | | | | | | | | | | | | | |
| | | | | | | | | | | | | | | |
| </ | | | | | | | | | | | | | | |

Non-Div. I Games:

UCLA

| | | |
|-----------------|---|---|
| 49 A Washington | 7 | 8 |
| 49 A Washington | 1 | 0 |

U
C
L
A

U
C
L
A

| | | | | | | | | | | | |
|--------------------------|----------|--------------------------|----------------------|---------------------------|--|-----------------------------|------------------------------|----------------------|------------|--------------|------------------|
| Average RPI Win: | 159 | WON-LOST RECORD | WINNING PCT. RANK | LAST 15 GAMES | | STRENGTH OF SCHEDULE | OPP. STRENGTH OF SCHEDULE | TEAM RPI | ADJ RPI | CONF. RPI | ADJ CONF. RPI |
| DIV. I ONLY | | 25-13-0 | .65789 45 | 12-3-0 | | 138 | 145 | 70 | .54524 70 | 22 | 22 |
| DIV. I NON-CONF. | | 11-9-0 | .55 122 | 2-1-0 | | 27 | 10 | 36 | .56977 36 | 22 | 22 |
| TOTALS | RPI 1-25 | | RPI 26-50 | W-L RECORDS | | RPI 51-100 | | RPI 101-150 | | RPI 150+ | |
| 25-13-0 | 2-0-0 | | 2-1-0 | OVERALL | | 0-4-0 | | 5-3-0 | | 16-5-0 | |
| 15-3-0 | 0-0-0 | | 0-0-0 | HOME | | 0-0-0 | | 4-1-0 | | 11-2-0 | |
| 10-8-0 | 2-0-0 | | 2-1-0 | AWAY | | 0-2-0 | | 1-2-0 | | 5-3-0 | |
| 0-2-0 | 0-0-0 | | 0-0-0 | NEUTRAL | | 0-2-0 | | 0-0-0 | | 0-0-0 | |
| 11-9-0 | 2-0-0 | | 2-1-0 | NON-CONFERENCE | | 0-4-0 | | 5-3-0 | | 2-1-0 | |
| 5-1-0 | 0-0-0 | | 0-0-0 | HOME | | 0-0-0 | | 4-1-0 | | 1-0-0 | |
| 6-6-0 | 2-0-0 | | 2-0- | AWAY | | 0-2-0 | | 1-2-0 | | 1-1-0 | |
| 0-2-0 | 0-0-0 | | 0-0-0 | NEUTRAL | | 0-2-0 | | 0-0-0 | | 0-0-0 | |
| 14-4-0 | 0-0-0 | | 0-0-0 | CONFERENCE | | 0-0-0 | | 0-0-0 | | 14-4-0 | |
| 10-2-0 | 0-0-0 | | 0-0-0 | HOME | | 0-0-0 | | 0-0-0 | | 10-2-0 | |
| 4-2-0 | 0-0-0 | | 0-0-0 | AWAY | | 0-0-0 | | 0-0-0 | | 4-2-0 | |
| 0-0-0 | 0-0-0 | | 0-0-0 | NEUTRAL | | 0-0-0 | | 0-0-0 | | 0-0-0 | |
| RPI S Opponent Score | | RPI S Opponent Score | | RPI S Opponent Score | | RPI S Opponent Score | | RPI S Opponent Score | | | |
| 13 A Mississippi St. 3 1 | | 40 A Dallas Baptist 7 4 | | 66 A Jacksonville St. 3 8 | | 103 H Little Rock 4 3 | | | | | |
| 25 A Oklahoma St. 4 0 | | 40 A Dallas Baptist 12 7 | | 89 A Missouri St. 0 5 | | 103 H Little Rock 14 5 | | | | | |
| | | 40 A Dallas Baptist 1 6 | | 98 N Indiana St. 5 9 | | 103 H Little Rock 8 9 | | | | | |
| | | | | 98 N Indiana St. 2 3 | | 103 H Little Rock 3 2 | | | | | |
| | | | | | | 108 A Auburn 8 7 | | | | | |
| | | | | | | 108 A Auburn 11 18 | | | | | |
| | | | | | | 108 A Auburn 1 10 | | | | | |
| | | | | | | 108 H Oklahoma 5 0 | | | | | |
| | | | | | | 151 A Kansas St. 14 10 | | | | | |
| | | | | | | 164 A Wichita St. 8 15 | | | | | |
| | | | | | | 164 H Wichita St. 6 4 | | | | | |
| | | | | | | 181 H North Dakota St. 6 3 | | | | | |
| | | | | | | 181 H North Dakota St. 8 6 | | | | | |
| | | | | | | 181 H North Dakota St. 10 3 | | | | | |
| | | | | | | 207 H Omaha 6 4 | | | | | |
| | | | | | | 207 H Omaha 3 2 | | | | | |
| | | | | | | 207 H Omaha 6 3 | | | | | |
| | | | | | | 209 H South Dakota St. 13 3 | | | | | |
| | | | | | | 209 H South Dakota St. 2 3 | | | | | |
| | | | | | | 209 H South Dakota St. 9 1 | | | | | |
| | | | | | | 228 A IPFW 10 4 | | | | | |
| | | | | | | 228 A IPFW 14 6 | | | | | |
| | | | | | | 228 A IPFW 2 4 | | | | | |
| | | | | | | 228 H IPFW 5 2 | | | | | |
| | | | | | | 228 H IPFW 15 0 | | | | | |
| | | | | | | 228 H IPFW 3 6 | | | | | |
| | | | | | | 259 A Western Ill. 6 0 | | | | | |
| | | | | | | 259 A Western Ill. 4 9 | | | | | |
| | | | | | | 259 A Western Ill. 11 1 | | | | | |
| | | | | | | 259 A Western Ill. 6 0 | | | | | |
| | | | | | | 259 A Western Ill. 4 9 | | | | | |
| | | | | | | 259 A Western Ill. 11 1 | | | | | |
| | | | | | | 259 A Western Ill. 6 0 | | | | | |
| | | | | | | 259 A Western Ill. 4 9 | | | | | |
| | | | | | | 259 A Western Ill. 11 1 | | | | | |
| | | | | | | 259 A Western Ill. 6 0 | | | | | |
| | | | | | | 259 A Western Ill. 4 9 | | | | | |

Non-Div. I Games:

Oral Roberts

| | | | | |
|-----|---|--------------|---|---|
| 207 | H | Omaha | 6 | 4 |
| 25 | A | Oklahoma St. | 4 | 0 |

| RPI | S | Opponent | Score | |
|-----|---|--------------|-------|---|
| 259 | A | Western Ill. | 11 | 1 |
| 259 | A | Western Ill. | 4 | 9 |

Oral Roberts

O
r
a
l
R
o
b
e
r
t
s

O
r
a
l
R
o
b
e
r
t
s

| | | | | | | | | | | | | |
|------------------|----------|------------------|-------------------|----------------|----------------------|---------------------------|----------|-------------|-----------|-------------------|-------|----|
| Average RPI Win: | 116 | WON-LOST RECORD | WINNING PCT. RANK | LAST 15 GAMES | STRENGTH OF SCHEDULE | OPP. STRENGTH OF SCHEDULE | TEAM RPI | ADJ RPI | CONF. RPI | ADJ CONF. RPI | | |
| DIV. I ONLY | | 22-16-0 | .57895 | 94 | 6-9-0 | 45 | 145 | 71 | .54468 | 71 | 9 | 9 |
| DIV. I NON-CONF. | | 14-9-0 | .6087 | 82 | 0-3-0 | 117 | 134 | 109 | .52492 | 109 | 12 | 12 |
| <hr/> | | | | | | | | | | | | |
| TOTALS | RPI 1-25 | RPI 26-50 | | W-L RECORDS | | RPI 51-100 | | RPI 101-150 | | RPI 150+ | | |
| 22-16-0 | 1-2-0 | 0-0-0 | | OVERALL | | 9-4-0 | | 6-5-0 | | 6-5-0 | | |
| 14-8-0 | 1-2-0 | 0-0-0 | | HOME | | 6-2-0 | | 2-2-0 | | 5-2-0 | | |
| 8-8-0 | 0-0-0 | 0-0-0 | | AWAY | | 3-2-0 | | 4-3-0 | | 1-3-0 | | |
| 0-0-0 | 0-0-0 | 0-0-0 | | NEUTRAL | | 0-0-0 | | 0-0-0 | | 0-0-0 | | |
| <hr/> | | | | | | | | | | | | |
| 14-9-0 | 0-0-0 | 0-0-0 | | NON-CONFERENCE | | 7-3-0 | | 2-3-0 | | 5-3-0 | | |
| 11-5-0 | 0-0-0 | 0-0-0 | | HOME | | 6-2-0 | | 0-1-0 | | 5-2-0 | | |
| 3-4-0 | 0-0-0 | 0-0- | | AWAY | | 1-1-0 | | 2-2-0 | | 0-1-0 | | |
| 0-0-0 | 0-0-0 | 0-0-0 | | NEUTRAL | | 0-0-0 | | 0-0-0 | | 0-0-0 | | |
| <hr/> | | | | | | | | | | | | |
| 8-7-0 | 1-2-0 | 0-0-0 | | CONFERENCE | | 2-1-0 | | 4-2-0 | | 1-2-0 | | |
| 3-3-0 | 1-2-0 | 0-0-0 | | HOME | | 0-0-0 | | 2-1-0 | | 0-0-0 | | |
| 5-4-0 | 0-0-0 | 0-0-0 | | AWAY | | 2-1-0 | | 2-1-0 | | 1-2-0 | | |
| 0-0-0 | 0-0-0 | 0-0-0 | | NEUTRAL | | 0-0-0 | | 0-0-0 | | 0-0-0 | | |
| <hr/> | | | | | | | | | | | | |
| RPI | S | Opponent | Score | RPI | S | Opponent | Score | RPI | S | Opponent | Score | |
| 9 | H | UC Santa Barbara | 3 4 | | | | | 59 | A | Cal St. Fullerton | 2 4 | |
| 9 | H | UC Santa Barbara | 2 0 | | | | | 59 | A | Cal St. Fullerton | 5 4 | |
| 9 | H | UC Santa Barbara | 1 3 | | | | | 59 | A | Cal St. Fullerton | 5 4 | |
| | | | | | | | | 69 | A | UCLA | 10 1 | |
| | | | | | | | | 80 | A | Fresno St. | 5 10 | |
| | | | | | | | | 80 | H | Fresno St. | 4 3 | |
| | | | | | | | | 83 | H | Arizona St. | 5 2 | |
| | | | | | | | | 83 | H | Arizona St. | 2 9 | |
| | | | | | | | | 83 | H | Arizona St. | 3 1 | |
| | | | | | | | | 85 | H | Nebraska | 3 1 | |
| | | | | | | | | 85 | H | Nebraska | 2 9 | |
| | | | | | | | | 85 | H | Nebraska | 1 0 | |
| | | | | | | | | 97 | H | Loyola Marymount | 6 4 | |
| | | | | | | | | | | | | |
| | | | | | | | | | | | | |
| | | | | | | | | | | | | |
| | | | | | | | | | | | | |
| | | | | | | | | | | | | |
| | | | | | | | | | | | | |
| | | | | | | | | | | | | |
| | | | | | | | | | | | | |
| | | | | | | | | | | | | |
| | | | | | | | | | | | | |
| | | | | | | | | | | | | |
| | | | | | | | | | | | | |
| | | | | | | | | | | | | |
| | | | | | | | | | | | | |
| | | | | | | | | | | | | |
| | | | | | | | | | | | | |
| | | | | | | | | | | | | |
| | | | | | | | | | | | | |
| | | | | | | | | | | | | |
| | | | | | | | | | | | | |
| | | | | | | | | | | | | |
| | | | | | | | | | | | | |
| | | | | | | | | | | | | |
| | | | | | | | | | | | | |
| | | | | | | | | | | | | |
| | | | | | | | | | | | | |
| | | | | | | | | | | | | |
| | | | | | | | | | | | | |
| | | | | | | | | | | | | |
| | | | | | | | | | | | | |
| | | | | | | | | | | | | |
| | | | | | | | | | | | | |
| | | | | | | | | | | | | |
| | | | | | | | | | | | | |
| | | | | | | | | | | | | |
| | | | | | | | | | | | | |
| | | | | | | | | | | | | |
| | | | | | | | | | | | | |
| | | | | | | | | | | | | |
| | | | | | | | | | | | | |
| | | | | | | | | | | | | |
| | | | | | | | | | | | | |
| | | | | | | | | | | | | |
| | | | | | | | | | | | | |
| | | | | | | | | | | | | |
| | | | | | | | | | | | | |
| | | | | | | | | | | | | |
| | | | | | | | | | | | | |
| | | | | | | | | | | | | |
| | | | | | | | | | | | | |
| | | | | | | | | | | | | |
| | | | | | | | | | | | | |
| | | | | | | | | | | | | |
| | | | | | | | | | | | | |
| | | | | | | | | | | | | |
| | | | | | | | | | | | | |
| | | | | | | | | | | | | |
| | | | | | | | | | | | | |
| | | | | | | | | | | | | |
| | | | | | | | | | | | | |
| | | | | | | | | | | | | |
| | | | | | | | | | | | | |
| | | | | | | | | | | | | |

Non-Div. I Games:

Long Beach St.

| | | |
|-----------------|---|---|
| 120 H UC Irvine | 8 | 3 |
| 120 H UC Irvine | 3 | 2 |

L
o
n
g
B
e
a
c
h
S
t
.

L
o
n
g
B
e
a
c
h
S
t
.

| | | |
|--------------|---|---|
| 256 A Purdue | 2 | 5 |
| 256 A Purdue | 5 | 3 |

M
i
c
h
i
g
a
n
s
t
.

M
i
c
h
i
g
a
n
s
t
.

| Average RPI Win: | 185 | WON-LOST RECORD | WINNING PCT. RANK | LAST 15 GAMES | STRENGTH OF SCHEDULE | OPP. STRENGTH OF SCHEDULE | TEAM RPI | ADJ RPI | CONF. RPI | ADJ CONF. RPI | | | | | | |
|------------------|----------|--------------------|----------------------|------------------|-------------------------|------------------------------|-------------|-------------|--------------|------------------|----|------------|-------|----------------|----|----|
| DIV. I ONLY | | 28-12-0 | .7 | 32 | 11-4-0 | 240 | 73 | 73 | .54375 | 73 | 18 | 18 | | | | |
| DIV. I NON-CONF. | | 16-9-0 | .64 | 70 | 5-2-0 | 175 | 18 | 48 | .55755 | 48 | 14 | 14 | | | | |
| <hr/> | | | | | | | | | | | | | | | | |
| TOTALS | RPI 1-25 | RPI 26-50 | | W-L RECORDS | | RPI 51-100 | | RPI 101-150 | | RPI 150+ | | | | | | |
| 28-12-0 | 1-3-0 | 1-2-0 | | OVERALL | | 2-3-0 | | 3-0-0 | | 21-4-0 | | | | | | |
| 9-3-0 | 0-0-0 | 0-0-0 | | HOME | | 0-0-0 | | 0-0-0 | | 9-3-0 | | | | | | |
| 18-9-0 | 1-3-0 | 1-2-0 | | AWAY | | 2-3-0 | | 2-0-0 | | 12-1-0 | | | | | | |
| 1-0-0 | 0-0-0 | 0-0-0 | | NEUTRAL | | 0-0-0 | | 1-0-0 | | 0-0-0 | | | | | | |
| <hr/> | | | | | | | | | | | | | | | | |
| 16-9-0 | 1-3-0 | 1-2-0 | | NON-CONFERENCE | | 0-2-0 | | 3-0-0 | | 11-2-0 | | | | | | |
| 4-2-0 | 0-0-0 | 0-0-0 | | HOME | | 0-0-0 | | 0-0-0 | | 4-2-0 | | | | | | |
| 11-7-0 | 1-3-0 | 1-0- | | AWAY | | 0-2-0 | | 2-0-0 | | 7-0-0 | | | | | | |
| 1-0-0 | 0-0-0 | 0-0-0 | | NEUTRAL | | 0-0-0 | | 1-0-0 | | 0-0-0 | | | | | | |
| <hr/> | | | | | | | | | | | | | | | | |
| 12-3-0 | 0-0-0 | 0-0-0 | | CONFERENCE | | 2-1-0 | | 0-0-0 | | 10-2-0 | | | | | | |
| 5-1-0 | 0-0-0 | 0-0-0 | | HOME | | 0-0-0 | | 0-0-0 | | 5-1-0 | | | | | | |
| 7-2-0 | 0-0-0 | 0-0-0 | | AWAY | | 2-1-0 | | 0-0-0 | | 5-1-0 | | | | | | |
| 0-0-0 | 0-0-0 | 0-0-0 | | NEUTRAL | | 0-0-0 | | 0-0-0 | | 0-0-0 | | | | | | |
| <hr/> | | | | | | | | | | | | | | | | |
| RPI | S | Opponent | Score | | RPI | S | Opponent | Score | | RPI | S | Opponent | Score | | | |
| 2 | A | Louisville | 1 | 9 | 28 | A | Georgia | 3 | 4 | 58 | A | High Point | 6 | 11 | | |
| 8 | A | North Carolina St. | 4 | 8 | 28 | A | Georgia | 1 | 5 | 58 | A | High Point | 4 | 5 | | |
| 8 | A | North Carolina St. | 10 | 8 | 28 | A | Georgia | 3 | 1 | 77 | A | Valparaiso | 2 | 3 | | |
| 8 | A | North Carolina St. | 1 | 6 | | | | | | 77 | A | Valparaiso | 7 | 3 | | |
| | | | | | | | | | | 77 | A | Valparaiso | 9 | 6 | | |
| | | | | | | | | | | | | 123 | A | Cincinnati | 7 | 5 |
| | | | | | | | | | | | | 123 | N | Cincinnati | 6 | 1 |
| | | | | | | | | | | | | 147 | A | Miami (OH) | 4 | 0 |
| | | | | | | | | | | | | 160 | A | Milwaukee | 0 | 2 |
| | | | | | | | | | | | | 160 | A | Milwaukee | 9 | 2 |
| | | | | | | | | | | | | 171 | A | Xavier | 8 | 3 |
| | | | | | | | | | | | | 171 | H | Xavier | 4 | 1 |
| | | | | | | | | | | | | 176 | H | Eastern Mich. | 14 | 0 |
| | | | | | | | | | | | | 176 | H | Eastern Mich. | 7 | 5 |
| | | | | | | | | | | | | 197 | A | Elon | 11 | 2 |
| | | | | | | | | | | | | 197 | A | Elon | 13 | 11 |
| | | | | | | | | | | | | 197 | A | Elon | 9 | 7 |
| | | | | | | | | | | | | 197 | A | Elon | 10 | 2 |
| | | | | | | | | | | | | 234 | A | Toledo | 11 | 5 |
| | | | | | | | | | | | | 234 | H | Toledo | 3 | 9 |
| | | | | | | | | | | | | 234 | H | Toledo | 8 | 1 |
| | | | | | | | | | | | | 245 | A | Youngstown St. | 7 | 3 |
| | | | | | | | | | | | | 245 | A | Youngstown St. | 10 | 0 |
| | | | | | | | | | | | | 245 | H | Youngstown St. | 9 | 2 |
| | | | | | | | | | | | | 245 | H | Youngstown St. | 8 | 0 |
| | | | | | | | | | | | | 245 | H | Youngstown St. | 9 | 4 |
| | | | | | | | | | | | | 248 | A | Northern Ky. | 13 | 3 |
| | | | | | | | | | | | | 248 | A | Northern Ky. | 5 | 2 |
| | | | | | | | | | | | | 248 | H | Northern Ky. | 12 | 1 |
| | | | | | | | | | | | | 248 | H | Northern Ky. | 4 | 6 |
| | | | | | | | | | | | | 248 | H | Northern Ky. | 4 | 3 |
| | | | | | | | | | | | | 254 | H | Bowling Green | 6 | 7 |

Non-Div. I Games:

Wright St.

Wright St.

| | | | | |
|-----|---|--------|----|---|
| 234 | A | Toledo | 11 | 5 |
| 234 | H | Toledo | 3 | 9 |

Through Games Of April 24, 2016

| RPI | S | Opponent | Score | |
|-----|---|----------|-------|---|
| 257 | A | Dayton | 1 | 0 |

Wright St.

W
r
i
g
h
t
S
t
.

W
r
i
g
h
t
S
t
.

| Average RPI Win: | | 137 | WON-LOST RECORD | | WINNING PCT. RANK | | LAST 15 GAMES | | STRENGTH OF SCHEDULE | | OPP. STRENGTH OF SCHEDULE | | TEAM RPI | | ADJ RPI | | CONF. RPI | | ADJ CONF. RPI | |
|------------------|---------------|----------|-----------------|---------------|-------------------|----------------|---------------|------------|----------------------|-------------|---------------------------|----------|----------|----|---------|--------------|-----------|-------|---------------|--|
| DIV. I ONLY | | | | 23-13-0 | | .63889 59 | | 9-6-0 | | 134 | | 51 | | 74 | | .54329 74 | | 4 4 | | |
| DIV. I NON-CONF. | | | | 13-5-0 | | .72222 37 | | 2-1-0 | | 162 | | 101 | | 51 | | .55481 51 | | 4 4 | | |
| TOTALS | | RPI 1-25 | | RPI 26-50 | | W-L RECORDS | | RPI 51-100 | | RPI 101-150 | | RPI 150+ | | | | | | | | |
| 23-13-0 | | 1-1-0 | | 0-1-0 | | OVERALL | | 8-6-0 | | 7-4-0 | | 7-1-0 | | | | | | | | |
| 14-5-0 | | 1-0-0 | | 0-0-0 | | HOME | | 4-2-0 | | 4-2-0 | | 5-1-0 | | | | | | | | |
| 7-8-0 | | 0-1-0 | | 0-1-0 | | AWAY | | 4-4-0 | | 3-2-0 | | 0-0-0 | | | | | | | | |
| 2-0-0 | | 0-0-0 | | 0-0-0 | | NEUTRAL | | 0-0-0 | | 0-0-0 | | 2-0-0 | | | | | | | | |
| 13-5-0 | | 1-1-0 | | 0-1-0 | | NON-CONFERENCE | | 3-2-0 | | 4-1-0 | | 5-0-0 | | | | | | | | |
| 8-2-0 | | 1-0-0 | | 0-0-0 | | HOME | | 2-1-0 | | 2-1-0 | | 3-0-0 | | | | | | | | |
| 3-3-0 | | 0-1-0 | | 0-0- | | AWAY | | 1-1-0 | | 2-0-0 | | 0-0-0 | | | | | | | | |
| 2-0-0 | | 0-0-0 | | 0-0-0 | | NEUTRAL | | 0-0-0 | | 0-0-0 | | 2-0-0 | | | | | | | | |
| 10-8-0 | | 0-0-0 | | 0-0-0 | | CONFERENCE | | 5-4-0 | | 3-3-0 | | 2-1-0 | | | | | | | | |
| 6-3-0 | | 0-0-0 | | 0-0-0 | | HOME | | 2-1-0 | | 2-1-0 | | 2-1-0 | | | | | | | | |
| 4-5-0 | | 0-0-0 | | 0-0-0 | | AWAY | | 3-3-0 | | 1-2-0 | | 0-0-0 | | | | | | | | |
| 0-0-0 | | 0-0-0 | | 0-0-0 | | NEUTRAL | | 0-0-0 | | 0-0-0 | | 0-0-0 | | | | | | | | |
| RPI S | Opponent | | Score | | RPI S | Opponent | | Score | | RPI S | Opponent | | Score | | RPI S | Opponent | | Score | | |
| 12 H | La.-Lafayette | | 6 2 | | 42 A | New Orleans | | 6 9 | | 56 H | Old Dominion | | 12 0 | | 103 A | Little Rock | | 7 4 | | |
| 14 A | LSU | | 3 6 | | | | | | | 56 H | Old Dominion | | 2 4 | | 114 H | UT Arlington | | 4 5 | | |
| | | | | | | | | | | 56 H | Old Dominion | | 11 4 | | 114 H | UT Arlington | | 12 8 | | |
| | | | | | | | | | | 75 A | McNeese St. | | 1 3 | | 114 H | UT Arlington | | 8 3 | | |
| | | | | | | | | | | 77 H | Valparaiso | | 7 5 | | 116 A | UAB | | 0 7 | | |
| | | | | | | | | | | 77 H | Valparaiso | | 7 2 | | 116 A | UAB | | 5 4 | | |
| | | | | | | | | | | 77 H | Valparaiso | | 3 8 | | 116 A | UAB | | 8 10 | | |
| | | | | | | | | | | 79 A | Western Ky. | | 3 6 | | 136 H | FIU | | 5 0 | | |
| | | | | | | | | | | 79 A | Western Ky. | | 12 9 | | 136 H | FIU | | 0 1 | | |
| | | | | | | | | | | 79 A | Western Ky. | | 3 1 | | 136 H | FIU | | 6 1 | | |
| | | | | | | | | | | 92 A | Arkansas | | 3 2 | | 142 A | La.-Monroe | | 7 1 | | |
| | | | | | | | | | | 99 A | Marshall | | 10 6 | | 166 H | Charlotte | | 5 2 | | |
| | | | | | | | | | | 99 A | Marshall | | 4 7 | | 166 H | Charlotte | | 4 7 | | |
| | | | | | | | | | | 99 A | Marshall | | 4 10 | | 166 H | Charlotte | | 3 2 | | |
| | | | | | | | | | | | | | | | 221 H | Grambling | | 10 2 | | |
| | | | | | | | | | | | | | | | 221 H | Grambling | | 7 3 | | |
| | | | | | | | | | | | | | | | 292 H | Alcorn | | 15 4 | | |
| | | | | | | | | | | | | | | | 293 N | Southern U. | | 15 0 | | |
| | | | | | | | | | | | | | | | 296 N | Prairie View | | 7 0 | | |
| | | | | LAST 15 GAMES | | | | | | | | | | | | | | | | |
| | | | | 56 H | Old Dominion | | 12 0 | | 75 A | McNeese St. | | 1 3 | | | | | | | | |
| | | | | 56 H | Old Dominion | | 2 4 | | 79 A | Western Ky. | | 3 1 | | | | | | | | |
| | | | | 56 H | Old Dominion | | 11 4 | | 79 A | Western Ky. | | 12 9 | | | | | | | | |
| | | | | 221 H | Grambling | | 7 3 | | | | | | | | | | | | | |
| | | | | 136 H | FIU | | 5 0 | | | | | | | | | | | | | |

Non-Div. I Games:

Louisiana Tech

| | | |
|-----------|---|---|
| 136 H FIU | 6 | 1 |
| 136 H FIU | 0 | 1 |

L
o
u
i
s
i
a
n
a
T
e
c
h

L
o
u
i
s
i
a
n
a
T
e
c
h

| | | | | | | | | | | | | | | |
|-------------------|----------|---------------|-----------|----------------|---------------|---------------|------------------|-------------|--------|-----------|----|------------------|-------|----|
| Average RPI Win: | 115 | WON-LOST | WINNING | LAST 15 | STRENGTH OF | OPP. STRENGTH | TEAM | ADJ | CONF. | ADJ CONF. | | | | |
| Average RPI Loss: | 117 | RECORD | PCT. RANK | GAMES | SCHEDULE | OF SCHEDULE | RPI | RPI | RPI | RPI | | | | |
| DIV. I ONLY | | 23-14-0 | .62162 | 68 | 10-5-0 | 98 | 44 | 75 | .54269 | 75 | 12 | 12 | | |
| DIV. I NON-CONF. | | 10-6-0 | .625 | 72 | 3-0-0 | 122 | 25 | 83 | .53716 | 83 | 9 | 9 | | |
| <hr/> | | | | | | | | | | | | | | |
| TOTALS | RPI 1-25 | RPI 26-50 | | W-L RECORDS | | RPI 51-100 | | RPI 101-150 | | RPI 150+ | | | | |
| 23-14-0 | 2-0-0 | 6-3-0 | | OVERALL | | 3-3-0 | | 6-5-0 | | 6-3-0 | | | | |
| 14-9-0 | 1-0-0 | 1-2-0 | | HOME | | 3-2-0 | | 5-3-0 | | 4-2-0 | | | | |
| 9-5-0 | 1-0-0 | 5-1-0 | | AWAY | | 0-1-0 | | 1-2-0 | | 2-1-0 | | | | |
| 0-0-0 | 0-0-0 | 0-0-0 | | NEUTRAL | | 0-0-0 | | 0-0-0 | | 0-0-0 | | | | |
| 10-6-0 | 2-0-0 | 0-0-0 | | NON-CONFERENCE | | 2-1-0 | | 6-5-0 | | 0-0-0 | | | | |
| 8-3-0 | 1-0-0 | 0-0-0 | | HOME | | 2-0-0 | | 5-3-0 | | 0-0-0 | | | | |
| 2-3-0 | 1-0-0 | 0-0- | | AWAY | | 0-1-0 | | 1-2-0 | | 0-0-0 | | | | |
| 0-0-0 | 0-0-0 | 0-0-0 | | NEUTRAL | | 0-0-0 | | 0-0-0 | | 0-0-0 | | | | |
| 13-8-0 | 0-0-0 | 6-3-0 | | CONFERENCE | | 1-2-0 | | 0-0-0 | | 6-3-0 | | | | |
| 6-6-0 | 0-0-0 | 1-2-0 | | HOME | | 1-2-0 | | 0-0-0 | | 4-2-0 | | | | |
| 7-2-0 | 0-0-0 | 5-1-0 | | AWAY | | 0-0-0 | | 0-0-0 | | 2-1-0 | | | | |
| 0-0-0 | 0-0-0 | 0-0-0 | | NEUTRAL | | 0-0-0 | | 0-0-0 | | 0-0-0 | | | | |
| RPI | S | Opponent | Score | | RPI | S | Opponent | Score | | RPI | S | Opponent | Score | |
| 12 | H | La.-Lafayette | 7 | 2 | 34 | H | Northwestern St. | 2 | 1 | 55 | H | Southeastern La. | 0 | 4 |
| 14 | A | LSU | 7 | 0 | 34 | H | Northwestern St. | 1 | 7 | 55 | H | Southeastern La. | 7 | 8 |
| | | | | | 34 | H | Northwestern St. | 7 | 8 | 55 | H | Southeastern La. | 7 | 6 |
| | | | | | 42 | A | New Orleans | 6 | 1 | 74 | H | Louisiana Tech | 3 | 1 |
| | | | | | 42 | A | New Orleans | 7 | 3 | 78 | A | Houston | 1 | 14 |
| | | | | | 42 | A | New Orleans | 13 | 3 | 78 | H | Houston | 4 | 1 |
| | | | | | 47 | A | Lamar | 1 | 5 | | | | | |
| | | | | | 47 | A | Lamar | 5 | 4 | | | | | |
| | | | | | 47 | A | Lamar | 1 | 0 | | | | | |
| | | | | | LAST 15 GAMES | | | | | | | | | |
| | | | | | 55 | H | Southeastern La. | 7 | 6 | 14 | A | LSU | 7 | 0 |
| | | | | | 55 | H | Southeastern La. | 0 | 4 | 42 | A | New Orleans | 13 | 3 |
| | | | | | 55 | H | Southeastern La. | 7 | 8 | 42 | A | New Orleans | 7 | 3 |
| | | | | | 47 | A | Lamar | 1 | 0 | | | | | |
| | | | | | 47 | A | Lamar | 5 | 4 | | | | | |

Non-Div. I Games:

McNeese St.

| | | | | |
|----|---|----------------|---|---|
| 47 | A | Lamar | 1 | 5 |
| 74 | H | Louisiana Tech | 3 | 1 |

M
c
N
e
e
s
e
s
t
.

M
c
N
e
e
s
e
s
t
.

| Average RPI Win: 180 | | WON-LOST | WINNING | LAST 15 | STRENGTH OF | | OPP. STRENGTH | TEAM | ADJ | | CONF. | ADJ CONF. | | | |
|-----------------------|------------------|----------|-----------|---------------|----------------|-------|---------------|---------------|---------------|--------|----------|---------------|-------------------|-------|----|
| Average RPI Loss: 132 | | RECORD | PCT. RANK | GAMES | SCHEDULE | | OF SCHEDULE | RPI | RPI | | RPI | RPI | | | |
| DIV. I ONLY | | 25-12-0 | .67568 | 36 | 8-7-0 | | 201 | 151 | 76 | .54048 | 76 | 20 | 20 | | |
| DIV. I NON-CONF. | | 17-5-0 | .77273 | 20 | 3-1-0 | | 139 | 113 | 13 | .59031 | 13 | 20 | 20 | | |
| TOTALS | | RPI 1-25 | RPI 26-50 | | W-L RECORDS | | RPI 51-100 | | RPI 101-150 | | RPI 150+ | | | | |
| 25-12-0 | | 0-3-0 | 1-0-0 | | OVERALL | | 4-0-0 | | 1-3-0 | | 19-6-0 | | | | |
| 9-4-0 | | 0-0-0 | 0-0-0 | | HOME | | 1-0-0 | | 1-0-0 | | 7-4-0 | | | | |
| 16-8-0 | | 0-3-0 | 1-0-0 | | AWAY | | 3-0-0 | | 0-3-0 | | 12-2-0 | | | | |
| 0-0-0 | | 0-0-0 | 0-0-0 | | NEUTRAL | | 0-0-0 | | 0-0-0 | | 0-0-0 | | | | |
| 17-5-0 | | 0-3-0 | 1-0-0 | | NON-CONFERENCE | | 4-0-0 | | 1-0-0 | | 11-2-0 | | | | |
| 3-1-0 | | 0-0-0 | 0-0-0 | | HOME | | 1-0-0 | | 1-0-0 | | 1-1-0 | | | | |
| 14-4-0 | | 0-3-0 | 1-0- | | AWAY | | 3-0-0 | | 0-0-0 | | 10-1-0 | | | | |
| 0-0-0 | | 0-0-0 | 0-0-0 | | NEUTRAL | | 0-0-0 | | 0-0-0 | | 0-0-0 | | | | |
| 8-7-0 | | 0-0-0 | 0-0-0 | | CONFERENCE | | 0-0-0 | | 0-3-0 | | 8-4-0 | | | | |
| 6-3-0 | | 0-0-0 | 0-0-0 | | HOME | | 0-0-0 | | 0-0-0 | | 6-3-0 | | | | |
| 2-4-0 | | 0-0-0 | 0-0-0 | | AWAY | | 0-0-0 | | 0-3-0 | | 2-1-0 | | | | |
| 0-0-0 | | 0-0-0 | 0-0-0 | | NEUTRAL | | 0-0-0 | | 0-0-0 | | 0-0-0 | | | | |
| RPI S | Opponent | Score | | RPI S | Opponent | Score | | RPI S | Opponent | Score | | RPI S | Opponent | Score | |
| 9 A | UC Santa Barbara | 1 | 2 | 35 A | Bryant | 9 | 8 | 63 A | North Florida | 2 | 1 | 125 H | Rhode Island | 14 | 13 |
| 9 A | UC Santa Barbara | 6 | 7 | | | | | 63 A | North Florida | 9 | 8 | 139 A | Binghamton | 3 | 5 |
| 9 A | UC Santa Barbara | 4 | 7 | | | | | 63 A | North Florida | 3 | 2 | 139 A | Binghamton | 9 | 10 |
| | | | | | | | | 65 H | UConn | 4 | 3 | 139 A | Binghamton | 1 | 12 |
| | | | | | | | | | | | | 168 H | Stony Brook | 0 | 9 |
| | | | | | | | | | | | | 168 H | Stony Brook | 9 | 5 |
| | | | | | | | | | | | | 168 H | Stony Brook | 0 | 2 |
| | | | | | | | | | | | | 175 A | Holy Cross | 8 | 4 |
| | | | | | | | | | | | | 183 H | Albany (NY) | 5 | 9 |
| | | | | | | | | | | | | 183 H | Albany (NY) | 6 | 3 |
| | | | | | | | | | | | | 183 H | Albany (NY) | 7 | 6 |
| | | | | | | | | | | | | 189 A | UMass Lowell | 6 | 0 |
| | | | | | | | | | | | | 189 A | UMass Lowell | 5 | 6 |
| | | | | | | | | | | | | 189 A | UMass Lowell | 4 | 3 |
| | | | | | | | | | | | | 199 H | Yale | 15 | 8 |
| | | | | | | | | | | | | 201 A | Marist | 5 | 3 |
| | | | | | | | | | | | | 202 A | Fairfield | 6 | 3 |
| | | | | | | | | | | | | 214 A | Manhattan | 8 | 3 |
| | | | | | | | | | | | | 215 A | Radford | 2 | 4 |
| | | | | | | | | | | | | 215 A | Radford | 12 | 0 |
| | | | | | | | | | | | | 215 A | Radford | 3 | 1 |
| | | | | | | | | | | | | 217 A | Central Conn. St. | 11 | 9 |
| | | | | | | | | | | | | 219 H | Quinnipiac | 5 | 7 |
| | | | | | | | | | | | | 246 A | Villanova | 8 | 0 |
| | | | | | | | | | | | | 246 A | Villanova | 11 | 1 |
| | | | | | | | | | | | | 246 A | Villanova | 2 | 1 |
| | | | | | | | | | | | | 268 H | Maine | 11 | 4 |
| LAST 15 GAMES | | | | LAST 15 GAMES | | | | LAST 15 GAMES | | | | LAST 15 GAMES | | | |
| | | | | 268 H | Maine | 11 | 4 | 201 A | Marist | 5 | 3 | | | | |
| | | | | 268 H | Maine | 4 | 1 | 219 H | Quinnipiac | 5 | 7 | | | | |
| | | | | 268 H | Maine | 6 | 5 | 168 H | Stony Brook | 0 | 2 | | | | |
| | | | | 125 H | Rhode Island | 14 | 13 | | | | | | | | |
| | | | | 139 A | Binghamton | 9 | 10 | | | | | | | | |

Non-Div. I Games:

Hartford

Hartford

| | | | | |
|-----|---|------------|---|----|
| 139 | A | Binghamton | 1 | 12 |
| 139 | A | Binghamton | 3 | 5 |

Through Games Of April 24, 2016

| RPI | S | Opponent | Score | |
|-----|---|----------|-------|---|
| 268 | H | Maine | 4 | 1 |
| 268 | H | Maine | 6 | 5 |

Hartford

H
a
r
t
f
o
r
d

H
a
r
t
f
o
r
d

| | | | | | | | | | | | |
|-------------------|----------|-----------|-----------|----------------|-------------|----------------|-------|-------------|-------|------------------|-------|
| Average RPI Win: | 169 | WON-LOST | WINNING | LAST 15 | STRENGTH OF | OPP. STRENGTH | TEAM | ADJ | CONF. | ADJ CONF. | |
| Average RPI Loss: | 84 | RECORD | PCT. RANK | GAMES | SCHEDULE | OF SCHEDULE | RPI | RPI | RPI | RPI | |
| DIV. I ONLY | 17-18-0 | .48571 | 160 | 9-6-0 | 64 | 181 | 77 | .53878 | 77 | 18 | 18 |
| DIV. I NON-CONF. | 7-13-0 | .35 | 228 | 3-2-0 | 36 | 66 | 102 | .52731 | 102 | 14 | 14 |
| <hr/> | | | | | | | | | | | |
| TOTALS | RPI 1-25 | RPI 26-50 | | W-L RECORDS | | RPI 51-100 | | RPI 101-150 | | RPI 150+ | |
| 17-18-0 | 0-0-0 | 1-7-0 | | OVERALL | | 3-6-0 | | 3-2-0 | | 10-3-0 | |
| 4-3-0 | 0-0-0 | 0-0-0 | | HOME | | 1-2-0 | | 0-0-0 | | 3-1-0 | |
| 13-15-0 | 0-0-0 | 1-7-0 | | AWAY | | 2-4-0 | | 3-2-0 | | 7-2-0 | |
| 0-0-0 | 0-0-0 | 0-0-0 | | NEUTRAL | | 0-0-0 | | 0-0-0 | | 0-0-0 | |
| <hr/> | | | | | | | | | | | |
| 7-13-0 | 0-0-0 | 1-7-0 | | NON-CONFERENCE | | 2-4-0 | | 1-1-0 | | 3-1-0 | |
| 1-1-0 | 0-0-0 | 0-0-0 | | HOME | | 0-0-0 | | 0-0-0 | | 1-1-0 | |
| 6-12-0 | 0-0-0 | 1-0- | | AWAY | | 2-4-0 | | 1-1-0 | | 2-0-0 | |
| 0-0-0 | 0-0-0 | 0-0-0 | | NEUTRAL | | 0-0-0 | | 0-0-0 | | 0-0-0 | |
| <hr/> | | | | | | | | | | | |
| 10-5-0 | 0-0-0 | 0-0-0 | | CONFERENCE | | 1-2-0 | | 2-1-0 | | 7-2-0 | |
| 3-2-0 | 0-0-0 | 0-0-0 | | HOME | | 1-2-0 | | 0-0-0 | | 2-0-0 | |
| 7-3-0 | 0-0-0 | 0-0-0 | | AWAY | | 0-0-0 | | 2-1-0 | | 5-2-0 | |
| 0-0-0 | 0-0-0 | 0-0-0 | | NEUTRAL | | 0-0-0 | | 0-0-0 | | 0-0-0 | |
| <hr/> | | | | | | | | | | | |
| RPI | S | Opponent | Score | RPI | S | Opponent | Score | RPI | S | Opponent | Score |
| | | | | 40 | A | Dallas Baptist | 4 10 | 66 | A | Jacksonville St. | 14 4 |
| | | | | 40 | A | Dallas Baptist | 2 9 | 66 | A | Jacksonville St. | 3 9 |
| | | | | 40 | A | Dallas Baptist | 6 1 | 66 | A | Jacksonville St. | 10 11 |
| | | | | 40 | A | Dallas Baptist | 1 2 | 73 | H | Wright St. | 3 2 |
| | | | | 42 | A | New Orleans | 8 9 | 73 | H | Wright St. | 6 9 |
| | | | | 42 | A | New Orleans | 3 5 | 73 | H | Wright St. | 3 7 |
| | | | | 42 | A | New Orleans | 0 9 | 74 | A | Louisiana Tech | 5 7 |
| | | | | 45 | A | Notre Dame | 1 3 | 74 | A | Louisiana Tech | 8 3 |
| | | | | | | | | 74 | A | Louisiana Tech | 2 7 |
| | | | | | | | | | | | |
| | | | | | | | | | | | |
| | | | | | | | | | | | |
| | | | | | | | | | | | |
| | | | | | | | | | | | |
| | | | | | | | | | | | |
| | | | | | | | | | | | |
| | | | | | | | | | | | |
| | | | | | | | | | | | |
| | | | | | | | | | | | |
| | | | | | | | | | | | |
| | | | | | | | | | | | |
| | | | | | | | | | | | |
| | | | | | | | | | | | |
| | | | | | | | | | | | |
| | | | | | | | | | | | |
| | | | | | | | | | | | |
| | | | | | | | | | | | |
| | | | | | | | | | | | |
| | | | | | | | | | | | |
| | | | | | | | | | | | |
| | | | | | | | | | | | |
| | | | | | | | | | | | |
| | | | | | | | | | | | |
| | | | | | | | | | | | |
| | | | | | | | | | | | |
| | | | | | | | | | | | |
| | | | | | | | | | | | |
| | | | | | | | | | | | |
| | | | | | | | | | | | |
| | | | | | | | | | | | |
| | | | | | | | | | | | |
| | | | | | | | | | | | |
| | | | | | | | | | | | |
| | | | | | | | | | | | |
| | | | | | | | | | | | |
| | | | | | | | | | | | |
| | | | | | | | | | | | |
| | | | | | | | | | | | |
| | | | | | | | | | | | |
| | | | | | | | | | | | |
| | | | | | | | | | | | |
| | | | | | | | | | | | |
| | | | | | | | | | | | |
| | | | | | | | | | | | |
| | | | | | | | | | | | |
| | | | | | | | | | | | |
| | | | | | | | | | | | |
| | | | | | | | | | | | |
| | | | | | | | | | | | |
| | | | | | | | | | | | |
| | | | | | | | | | | | |
| | | | | | | | | | | | |
| | | | | | | | | | | | |
| | | | | | | | | | | | |
| | | | | | | | | | | | |
| | | | | | | | | | | | |
| | | | | | | | | | | | |
| | | | | | | | | | | | |
| | | | | | | | | | | | |
| | | | | | | | | | | | |
| | | | | | | | | | | | |
| | | | | | | | | | | | |
| | | | | | | | | | | | |
| | | | | | | | | | | | |
| | | | | | | | | | | | |
| | | | | | | | | | | | |

Non-Div. I Games:

Valparaiso

| | | |
|---------------|----|---|
| 135 A Oakland | 3 | 5 |
| 135 A Oakland | 11 | 0 |

V
a
l
p
a
r
a
i
s
o

V
a
l
p
a
r
a
i
s
o

| Average RPI Win: | | 150 | WON-LOST RECORD | | WINNING PCT. RANK | LAST 15 GAMES | STRENGTH OF SCHEDULE | | OPP. STRENGTH OF SCHEDULE | TEAM RPI | ADJ RPI | CONF. RPI | ADJ CONF. RPI | | | | |
|-------------------|---|------------|-----------------|-----------|-------------------|----------------|----------------------|---------------|---------------------------|-------------|---------|-----------|---------------|-------------|---|-------|----|
| Average RPI Loss: | | 68 | | | | | | | | | | | | | | | |
| DIV. I ONLY | | | 22-16-0 | | .57895 | 94 | 6-8-0 | | 59 | 57 | 78 | .53818 | 78 | 7 | 7 | | |
| DIV. I NON-CONF. | | | 17-9-0 | | .65385 | 61 | 1-1-0 | | 52 | 59 | 52 | .55458 | 52 | 7 | 7 | | |
| <hr/> | | | | | | | | | | | | | | | | | |
| TOTALS | | RPI 1-25 | | RPI 26-50 | | W-L RECORDS | | RPI 51-100 | | RPI 101-150 | | RPI 150+ | | | | | |
| 22-16-0 | | 0-4-0 | | 4-3-0 | | OVERALL | | 1-5-0 | | 5-3-0 | | 12-1-0 | | | | | |
| 17-6-0 | | 0-2-0 | | 0-0-0 | | HOME | | 1-0-0 | | 4-3-0 | | 12-1-0 | | | | | |
| 4-7-0 | | 0-0-0 | | 4-3-0 | | AWAY | | 0-4-0 | | 0-0-0 | | 0-0-0 | | | | | |
| 1-3-0 | | 0-2-0 | | 0-0-0 | | NEUTRAL | | 0-1-0 | | 1-0-0 | | 0-0-0 | | | | | |
| 17-9-0 | | 0-4-0 | | 3-1-0 | | NON-CONFERENCE | | 1-2-0 | | 3-2-0 | | 10-0-0 | | | | | |
| 13-4-0 | | 0-2-0 | | 0-0-0 | | HOME | | 1-0-0 | | 2-2-0 | | 10-0-0 | | | | | |
| 3-2-0 | | 0-0-0 | | 3-0- | | AWAY | | 0-1-0 | | 0-0-0 | | 0-0-0 | | | | | |
| 1-3-0 | | 0-2-0 | | 0-0-0 | | NEUTRAL | | 0-1-0 | | 1-0-0 | | 0-0-0 | | | | | |
| 5-7-0 | | 0-0-0 | | 1-2-0 | | CONFERENCE | | 0-3-0 | | 2-1-0 | | 2-1-0 | | | | | |
| 4-2-0 | | 0-0-0 | | 0-0-0 | | HOME | | 0-0-0 | | 2-1-0 | | 2-1-0 | | | | | |
| 1-5-0 | | 0-0-0 | | 1-2-0 | | AWAY | | 0-3-0 | | 0-0-0 | | 0-0-0 | | | | | |
| 0-0-0 | | 0-0-0 | | 0-0-0 | | NEUTRAL | | 0-0-0 | | 0-0-0 | | 0-0-0 | | | | | |
| RPI | S | Opponent | | Score | | RPI | S | Opponent | | Score | | RPI | S | Opponent | | Score | |
| 4 | H | Texas A&M | | 2 | 7 | 30 | A | East Carolina | | 6 | 1 | 65 | A | UConn | | 1 | 4 |
| 15 | N | Texas Tech | | 2 | 3 | 30 | A | East Carolina | | 1 | 3 | 65 | A | UConn | | 2 | 3 |
| 18 | H | Rice | | 4 | 7 | 30 | A | East Carolina | | 1 | 5 | 65 | A | UConn | | 2 | 9 |
| 21 | N | TCU | | 1 | 10 | 41 | A | Alabama | | 3 | 1 | 75 | A | McNeese St. | | 1 | 4 |
| | | | | | | 41 | A | Alabama | | 3 | 2 | 75 | H | McNeese St. | | 14 | 1 |
| | | | | | | 41 | A | Alabama | | 6 | 7 | 92 | N | Arkansas | | 3 | 12 |
| | | | | | | 47 | A | Lamar | | 4 | 3 | | | | | | |
| | | | | | | | | | | | | | | | | | |
| | | | | | | | | | | | | | | | | | |
| | | | | | | | | | | | | | | | | | |
| | | | | | | | | | | | | | | | | | |
| | | | | | | | | | | | | | | | | | |
| | | | | | | | | | | | | | | | | | |
| | | | | | | | | | | | | | | | | | |
| | | | | | | | | | | | | | | | | | |
| | | | | | | | | | | | | | | | | | |
| | | | | | | | | | | | | | | | | | |
| | | | | | | | | | | | | | | | | | |
| | | | | | | | | | | | | | | | | | |
| | | | | | | | | | | | | | | | | | |
| | | | | | | | | | | | | | | | | | |
| | | | | | | | | | | | | | | | | | |
| | | | | | | | | | | | | | | | | | |
| | | | | | | | | | | | | | | | | | |
| | | | | | | | | | | | | | | | | | |
| | | | | | | | | | | | | | | | | | |
| | | | | | | | | | | | | | | | | | |
| | | | | | | | | | | | | | | | | | |
| | | | | | | | | | | | | | | | | | |
| | | | | | | | | | | | | | | | | | |
| | | | | | | | | | | | | | | | | | |
| | | | | | | | | | | | | | | | | | |
| | | | | | | | | | | | | | | | | | |
| | | | | | | | | | | | | | | | | | |
| | | | | | | | | | | | | | | | | | |
| | | | | | | | | | | | | | | | | | |
| | | | | | | | | | | | | | | | | | |
| | | | | | | | | | | | | | | | | | |
| | | | | | | | | | | | | | | | | | |
| | | | | | | | | | | | | | | | | | |
| | | | | | | | | | | | | | | | | | |
| | | | | | | | | | | | | | | | | | |
| | | | | | | | | | | | | | | | | | |
| | | | | | | | | | | | | | | | | | |
| | | | | | | | | | | | | | | | | | |
| | | | | | | | | | | | | | | | | | |
| | | | | | | | | | | | | | | | | | |
| | | | | | | | | | | | | | | | | | |
| | | | | | | | | | | | | | | | | | |
| | | | | | | | | | | | | | | | | | |
| | | | | | | | | | | | | | | | | | |
| | | | | | | | | | | | | | | | | | |

Non-Div. I Games:

Houston

| | | | | |
|-----|---|-------|---|---|
| 65 | A | UConn | 2 | 3 |
| 104 | N | Texas | 3 | 2 |

H
o
u
s
t
o
n

H
o
u
s
t
o
n

| Average RPI Win: 139 | | WON-LOST RECORD | | WINNING PCT. RANK | | LAST 15 GAMES | | STRENGTH OF SCHEDULE | | OPP. STRENGTH OF SCHEDULE | | TEAM RPI | | ADJ RPI | | CONF. RPI | | ADJ CONF. RPI | | | | | |
|----------------------|---|-----------------|--|-------------------|----|----------------|---|----------------------|--|---------------------------|----|----------|---|------------------|--|-----------|----|---------------|---|----------------|----|----|--|
| DIV. I ONLY | | 22-18-0 | | .55 114 | | 8-7-0 | | 84 | | 32 | | 79 | | .53799 79 | | 4 | | 4 | | | | | |
| DIV. I NON-CONF. | | 13-9-0 | | .59091 92 | | 2-2-0 | | 65 | | 80 | | 66 | | .54751 66 | | 4 | | 4 | | | | | |
| TOTALS | | RPI 1-25 | | RPI 26-50 | | W-L RECORDS | | RPI 51-100 | | RPI 101-150 | | RPI 150+ | | | | | | | | | | | |
| 22-18-0 | | 0-5-0 | | 3-0-0 | | OVERALL | | 3-10-0 | | 9-1-0 | | 7-2-0 | | | | | | | | | | | |
| 14-6-0 | | 0-1-0 | | 0-0-0 | | HOME | | 2-3-0 | | 6-0-0 | | 6-2-0 | | | | | | | | | | | |
| 6-12-0 | | 0-4-0 | | 2-0-0 | | AWAY | | 1-7-0 | | 2-1-0 | | 1-0-0 | | | | | | | | | | | |
| 2-0-0 | | 0-0-0 | | 1-0-0 | | NEUTRAL | | 0-0-0 | | 1-0-0 | | 0-0-0 | | | | | | | | | | | |
| 13-9-0 | | 0-2-0 | | 3-0-0 | | NON-CONFERENCE | | 2-5-0 | | 1-0-0 | | 7-2-0 | | | | | | | | | | | |
| 7-4-0 | | 0-1-0 | | 0-0-0 | | HOME | | 1-1-0 | | 0-0-0 | | 6-2-0 | | | | | | | | | | | |
| 4-5-0 | | 0-1-0 | | 2-0- | | AWAY | | 1-4-0 | | 0-0-0 | | 1-0-0 | | | | | | | | | | | |
| 2-0-0 | | 0-0-0 | | 1-0-0 | | NEUTRAL | | 0-0-0 | | 1-0-0 | | 0-0-0 | | | | | | | | | | | |
| 9-9-0 | | 0-3-0 | | 0-0-0 | | CONFERENCE | | 1-5-0 | | 8-1-0 | | 0-0-0 | | | | | | | | | | | |
| 7-2-0 | | 0-0-0 | | 0-0-0 | | HOME | | 1-2-0 | | 6-0-0 | | 0-0-0 | | | | | | | | | | | |
| 2-7-0 | | 0-3-0 | | 0-0-0 | | AWAY | | 0-3-0 | | 2-1-0 | | 0-0-0 | | | | | | | | | | | |
| 0-0-0 | | 0-0-0 | | 0-0-0 | | NEUTRAL | | 0-0-0 | | 0-0-0 | | 0-0-0 | | | | | | | | | | | |
| RPI | S | Opponent | | Score | | RPI | S | Opponent | | Score | | RPI | S | Opponent | | Score | | | | | | | |
| 2 | A | Louisville | | 2 | 14 | 28 | A | Georgia | | 8 | 7 | 54 | A | Tennessee | | 6 | 0 | 116 | A | UAB | 6 | 5 | |
| 2 | H | Louisville | | 0 | 17 | 36 | A | Kentucky | | 14 | 6 | 56 | A | Old Dominion | | 8 | 12 | 116 | A | UAB | 2 | 1 | |
| 18 | A | Rice | | 2 | 5 | 39 | N | South Ala. | | 11 | 10 | 56 | A | Old Dominion | | 3 | 8 | 116 | A | UAB | 0 | 2 | |
| 18 | A | Rice | | 2 | 3 | | | | | | | 56 | A | Old Dominion | | 2 | 4 | 123 | N | Cincinnati | 5 | 2 | |
| 18 | A | Rice | | 3 | 9 | | | | | | | 66 | A | Jacksonville St. | | 7 | 8 | 141 | H | UTSA | 14 | 10 | |
| | | | | | | | | | | | | 66 | A | Jacksonville St. | | 4 | 5 | 141 | H | UTSA | 7 | 5 | |
| | | | | | | | | | | | | 66 | A | Jacksonville St. | | 7 | 9 | 141 | H | UTSA | 8 | 5 | |
| | | | | | | | | | | | | 67 | H | Austin Peay | | 2 | 16 | 145 | H | Middle Tenn. | 3 | 1 | |
| | | | | | | | | | | | | 74 | H | Louisiana Tech | | 9 | 12 | 145 | H | Middle Tenn. | 2 | 1 | |
| | | | | | | | | | | | | 74 | H | Louisiana Tech | | 1 | 3 | 145 | H | Middle Tenn. | 10 | 4 | |
| | | | | | | | | | | | | 74 | H | Louisiana Tech | | 6 | 3 | 183 | H | Albany (NY) | 4 | 7 | |
| | | | | | | | | | | | | 87 | A | Evansville | | 2 | 6 | 183 | H | Albany (NY) | 5 | 3 | |
| | | | | | | | | | | | | 87 | H | Evansville | | 6 | 5 | 183 | H | Albany (NY) | 12 | 2 | |
| | | | | | | | | | | | | | | | | | | 224 | H | Lipscomb | 6 | 0 | |
| | | | | | | | | | | | | | | | | | | 227 | A | Belmont | 10 | 4 | |
| | | | | | | | | | | | | | | | | | | 227 | H | Belmont | 3 | 2 | |
| | | | | | | | | | | | | | | | | | | 245 | H | Youngstown St. | 5 | 3 | |
| | | | | | | | | | | | | | | | | | | 245 | H | Youngstown St. | 11 | 1 | |
| | | | | | | | | | | | | | | | | | | 245 | H | Youngstown St. | 7 | 8 | |
| | | | | | | LAST 15 GAMES | | | | | | | | | | | | | | | | | |
| | | | | | | 141 | H | UTSA | | 8 | 5 | 18 | A | Rice | | 3 | 9 | | | | | | |
| | | | | | | 141 | H | UTSA | | 14 | 10 | 2 | A | Louisville | | 2 | 14 | | | | | | |
| | | | | | | 141 | H | UTSA | | 7 | 5 | 74 | H | Louisiana Tech | | 1 | 3 | | | | | | |
| | | | | | | 87 | A | Evansville | | 2 | 6 | | | | | | | | | | | | |
| | | | | | | 227 | H | Belmont | | 3 | 2 | | | | | | | | | | | | |

Non-Div. I Games:

Western Ky.

| | | |
|-----------|---|---|
| 18 A Rice | 2 | 3 |
| 18 A Rice | 2 | 5 |

W
e
s
t
e
r
n
K
y
.

W
e
s
t
e
r
n
K
y
.

| Average RPI Win: 156 | | WON-LOST | WINNING | LAST 15 | STRENGTH OF | | OPP. STRENGTH | TEAM | ADJ | | CONF. | ADJ CONF. | | | |
|-----------------------|-----------|----------|-----------|---------|-----------------|-------|---------------|-------|----------------|--------|----------|-----------|----------------|-------|----|
| Average RPI Loss: 101 | | RECORD | PCT. RANK | GAMES | SCHEDULE | | OF SCHEDULE | RPI | RPI | | RPI | RPI | | | |
| DIV. I ONLY | | 26-15-0 | .63415 | 61 | 8-7-0 | | 149 | 68 | 80 | .5366 | 80 | 13 | 13 | | |
| DIV. I NON-CONF. | | 12-8-0 | .6 | 89 | 1-3-0 | | 49 | 43 | 58 | .55036 | 58 | 10 | 10 | | |
| TOTALS | | RPI 1-25 | RPI 26-50 | | W-L RECORDS | | RPI 51-100 | | RPI 101-150 | | RPI 150+ | | | | |
| 26-15-0 | | 3-3-0 | 1-0-0 | | OVERALL | | 1-5-0 | | 7-2-0 | | 14-5-0 | | | | |
| 21-4-0 | | 3-0-0 | 0-0-0 | | HOME | | 1-0-0 | | 7-2-0 | | 10-2-0 | | | | |
| 5-11-0 | | 0-3-0 | 1-0-0 | | AWAY | | 0-5-0 | | 0-0-0 | | 4-3-0 | | | | |
| 0-0-0 | | 0-0-0 | 0-0-0 | | NEUTRAL | | 0-0-0 | | 0-0-0 | | 0-0-0 | | | | |
| 12-8-0 | | 3-3-0 | 1-0-0 | | NON-CONFERENCE | | 1-2-0 | | 2-1-0 | | 5-2-0 | | | | |
| 11-2-0 | | 3-0-0 | 0-0-0 | | HOME | | 1-0-0 | | 2-1-0 | | 5-1-0 | | | | |
| 1-6-0 | | 0-3-0 | 1-0- | | AWAY | | 0-2-0 | | 0-0-0 | | 0-1-0 | | | | |
| 0-0-0 | | 0-0-0 | 0-0-0 | | NEUTRAL | | 0-0-0 | | 0-0-0 | | 0-0-0 | | | | |
| 14-7-0 | | 0-0-0 | 0-0-0 | | CONFERENCE | | 0-3-0 | | 5-1-0 | | 9-3-0 | | | | |
| 10-2-0 | | 0-0-0 | 0-0-0 | | HOME | | 0-0-0 | | 5-1-0 | | 5-1-0 | | | | |
| 4-5-0 | | 0-0-0 | 0-0-0 | | AWAY | | 0-3-0 | | 0-0-0 | | 4-2-0 | | | | |
| 0-0-0 | | 0-0-0 | 0-0-0 | | NEUTRAL | | 0-0-0 | | 0-0-0 | | 0-0-0 | | | | |
| RPI S | Opponent | Score | | RPI S | Opponent | Score | | RPI S | Opponent | Score | | RPI S | Opponent | Score | |
| 4 A | Texas A&M | 3 | 4 | 50 A | St. Mary's (CA) | 6 | 4 | 60 A | New Mexico | 1 | 2 | 108 H | Oklahoma | 2 | 3 |
| 4 A | Texas A&M | 2 | 3 | | | | | 60 A | New Mexico | 4 | 7 | 135 H | Oakland | 11 | 10 |
| 4 A | Texas A&M | 1 | 12 | | | | | 60 A | New Mexico | 13 | 14 | 138 H | Sacramento St. | 7 | 5 |
| 20 H | Creighton | 2 | 1 | | | | | 62 A | Cal Poly | 1 | 7 | 140 H | Nevada | 5 | 4 |
| 20 H | Creighton | 2 | 1 | | | | | 71 A | Long Beach St. | 3 | 4 | 140 H | Nevada | 8 | 3 |
| 20 H | Creighton | 7 | 3 | | | | | 71 H | Long Beach St. | 10 | 5 | 140 H | Nevada | 7 | 6 |
| | | | | | | | | | | | | 143 H | UNLV | 4 | 3 |
| | | | | | | | | | | | | 143 H | UNLV | 6 | 2 |
| | | | | | | | | | | | | 143 H | UNLV | 2 | 4 |
| | | | | | | | | | | | | 170 H | Air Force | 5 | 1 |
| | | | | | | | | | | | | 170 H | Air Force | 6 | 3 |
| | | | | | | | | | | | | 170 H | Air Force | 14 | 1 |
| | | | | | | | | | | | | 179 A | Pacific | 6 | 15 |
| | | | | | | | | | | | | 179 H | Pacific | 3 | 7 |
| | | | | | | | | | | | | 185 A | San Diego St. | 10 | 5 |
| | | | | | | | | | | | | 185 A | San Diego St. | 4 | 5 |
| | | | | | | | | | | | | 185 A | San Diego St. | 3 | 2 |
| | | | | | | | | | | | | 196 A | San Jose St. | 2 | 3 |
| | | | | | | | | | | | | 196 A | San Jose St. | 13 | 4 |
| | | | | | | | | | | | | 196 A | San Jose St. | 9 | 4 |
| | | | | | | | | | | | | 196 H | San Jose St. | 8 | 6 |
| | | | | | | | | | | | | 196 H | San Jose St. | 5 | 7 |
| | | | | | | | | | | | | 196 H | San Jose St. | 6 | 0 |
| | | | | | | | | | | | | 245 H | Youngstown St. | 6 | 5 |
| | | | | | | | | | | | | 245 H | Youngstown St. | 8 | 3 |
| | | | | | | | | | | | | 245 H | Youngstown St. | 11 | 0 |
| | | | | | | | | | | | | 245 H | Youngstown St. | 6 | 1 |
| LAST 15 GAMES | | | | 196 H | San Jose St. | 5 | 7 | 179 H | Pacific | 3 | 7 | 196 H | San Jose St. | 6 | 0 |
| | | | | 196 H | San Jose St. | 8 | 6 | 60 A | New Mexico | 4 | 7 | 245 H | Youngstown St. | 6 | 5 |
| | | | | 196 H | San Jose St. | 6 | 0 | 60 A | New Mexico | 13 | 14 | 245 H | Youngstown St. | 8 | 3 |
| | | | | 62 A | Cal Poly | 1 | 7 | | | | | 245 H | Youngstown St. | 11 | 0 |
| | | | | 140 H | Nevada | 7 | 6 | | | | | 245 H | Youngstown St. | 6 | 1 |

Non-Div. I Games:

Fresno St.

Fresno St.

| | | | | |
|-----|---|--------|---|---|
| 140 | H | Nevada | 8 | 3 |
| 140 | H | Nevada | 5 | 4 |

Through Games Of April 24, 2016

| RPI | S | Opponent | Score | |
|-----|---|-----------------|-------|---|
| 253 | H | CSU Bakersfield | 6 | 4 |

Fresno St.

F
r
e
s
n
o
s
t
.

F
r
e
s
n
o
s
t
.

| Average RPI Win: 167 | | WON-LOST | WINNING | LAST 15 | STRENGTH OF | | OPP. STRENGTH | TEAM | ADJ | CONF. | ADJ CONF. |
|----------------------|---------------|----------|---------------|------------------|----------------|-------|-------------------|-------|-------------|----------------|-----------|
| Average RPI Loss: 57 | | RECORD | PCT. RANK | GAMES | SCHEDULE | | OF SCHEDULE | RPI | RPI | RPI | RPI |
| DIV. I ONLY | | 25-16-0 | .60976 | 75 | 12-3-0 | | 165 | 17 | 81 | .53547 | 81 |
| DIV. I NON-CONF. | | 8-12-0 | .4 | 206 | 1-2-0 | | 96 | 2 | 144 | .50459 | 144 |
| TOTALS | | RPI 1-25 | RPI 26-50 | | W-L RECORDS | | RPI 51-100 | | RPI 101-150 | | RPI 150+ |
| 25-16-0 | | 0-8-0 | 3-3-0 | | OVERALL | | 0-0-0 | | 6-4-0 | | 16-1-0 |
| 15-6-0 | | 0-2-0 | 2-1-0 | | HOME | | 0-0-0 | | 5-3-0 | | 8-0-0 |
| 10-10-0 | | 0-6-0 | 1-2-0 | | AWAY | | 0-0-0 | | 1-1-0 | | 8-1-0 |
| 0-0-0 | | 0-0-0 | 0-0-0 | | NEUTRAL | | 0-0-0 | | 0-0-0 | | 0-0-0 |
| 8-12-0 | | 0-8-0 | 0-0-0 | | NON-CONFERENCE | | 0-0-0 | | 4-3-0 | | 4-1-0 |
| 5-4-0 | | 0-2-0 | 0-0-0 | | HOME | | 0-0-0 | | 3-2-0 | | 2-0-0 |
| 3-8-0 | | 0-6-0 | 0-0- | | AWAY | | 0-0-0 | | 1-1-0 | | 2-1-0 |
| 0-0-0 | | 0-0-0 | 0-0-0 | | NEUTRAL | | 0-0-0 | | 0-0-0 | | 0-0-0 |
| 17-4-0 | | 0-0-0 | 3-3-0 | | CONFERENCE | | 0-0-0 | | 2-1-0 | | 12-0-0 |
| 10-2-0 | | 0-0-0 | 2-1-0 | | HOME | | 0-0-0 | | 2-1-0 | | 6-0-0 |
| 7-2-0 | | 0-0-0 | 1-2-0 | | AWAY | | 0-0-0 | | 0-0-0 | | 6-0-0 |
| 0-0-0 | | 0-0-0 | 0-0-0 | | NEUTRAL | | 0-0-0 | | 0-0-0 | | 0-0-0 |
| RPI S | Opponent | Score | RPI S | Opponent | Score | RPI S | Opponent | Score | RPI S | Opponent | Score |
| 12 A | La.-Lafayette | 1 2 | 34 H | Northwestern St. | 2 1 | 104 A | Texas | 3 12 | | | |
| 12 A | La.-Lafayette | 2 6 | 34 H | Northwestern St. | 5 7 | 108 H | Oklahoma | 4 3 | | | |
| 12 A | La.-Lafayette | 3 13 | 34 H | Northwestern St. | 2 1 | 108 H | Oklahoma | 7 2 | | | |
| 15 A | Texas Tech | 6 8 | 42 A | New Orleans | 6 7 | 108 H | Oklahoma | 4 3 | | | |
| 15 A | Texas Tech | 3 20 | 42 A | New Orleans | 3 4 | 127 A | Baylor | 6 5 | | | |
| 15 H | Texas Tech | 6 11 | 42 A | New Orleans | 8 4 | 127 H | Baylor | 1 5 | | | |
| 18 A | Rice | 3 5 | | | | 141 H | UTSA | 5 8 | | | |
| 18 H | Rice | 3 8 | | | | 144 H | SFA | 4 8 | | | |
| | | | | | | 144 H | SFA | 8 6 | | | |
| | | | | | | 144 H | SFA | 7 3 | | | |
| | | | | | | 152 H | Texas St. | 8 6 | | | |
| | | | | | | 164 A | Wichita St. | 13 8 | | | |
| | | | | | | 164 A | Wichita St. | 0 2 | | | |
| | | | | | | 164 A | Wichita St. | 15 11 | | | |
| | | | | | | 167 H | Central Ark. | 2 0 | | | |
| | | | | | | 167 H | Central Ark. | 6 3 | | | |
| | | | | | | 167 H | Central Ark. | 9 7 | | | |
| | | | | | | 203 H | Abilene Christian | 2 1 | | | |
| | | | | | | 203 H | Abilene Christian | 3 1 | | | |
| | | | | | | 203 H | Abilene Christian | 6 3 | | | |
| | | | | | | 212 A | Nicholls St. | 12 8 | | | |
| | | | | | | 212 A | Nicholls St. | 4 2 | | | |
| | | | | | | 212 A | Nicholls St. | 3 1 | | | |
| | | | | | | 264 A | Incarnate Word | 12 3 | | | |
| | | | | | | 264 A | Incarnate Word | 23 3 | | | |
| | | | | | | 264 A | Incarnate Word | 8 2 | | | |
| | | | | | | 296 H | Prairie View | 16 5 | | | |
| | | | LAST 15 GAMES | | | 15 A | Texas Tech | 6 8 | 212 A | Nicholls St. | 3 1 |
| | | | | | | 15 A | Texas Tech | 3 20 | 264 A | Incarnate Word | 12 3 |
| | | | | | | 144 H | SFA | 4 8 | 264 A | Incarnate Word | 23 3 |
| | | | | | | | | | 264 A | Incarnate Word | 8 2 |
| | | | | | | | | | 296 H | Prairie View | 16 5 |

Non-Div. I Games:

Sam Houston St.

| | | | | |
|-----|---|----------------|----|---|
| 264 | A | Incarnate Word | 23 | 3 |
| 264 | A | Incarnate Word | 12 | 3 |

S
a
m
H
o
u
s
t
o
n
S
t
.

S
a
m
H
o
u
s
t
o
n
S
t
.

| Average RPI Win: | 149 | WON-LOST RECORD | WINNING PCT. RANK | LAST 15 GAMES | STRENGTH OF SCHEDULE | OPP. STRENGTH OF SCHEDULE | TEAM RPI | ADJ RPI | CONF. RPI | ADJ CONF. RPI | |
|------------------|----------------|-----------------|-------------------|----------------|----------------------|---------------------------|------------------|-----------|-----------|-----------------|-------|
| DIV. I ONLY | | 23-18-0 | .56098 105 | 9-6-0 | 72 | 75 | 82 | .53539 82 | 10 | 10 | |
| DIV. I NON-CONF. | | 14-9-0 | .6087 82 | 3-3-0 | 33 | 85 | 53 | .55407 53 | 11 | 11 | |
| <hr/> | | | | | | | | | | | |
| TOTALS | RPI 1-25 | RPI 26-50 | | W-L RECORDS | RPI 51-100 | | RPI 101-150 | | RPI 150+ | | |
| 23-18-0 | 1-3-0 | 2-3-0 | | OVERALL | 3-3-0 | | 8-9-0 | | 9-0-0 | | |
| 15-7-0 | 1-2-0 | 2-2-0 | | HOME | 0-1-0 | | 3-2-0 | | 9-0-0 | | |
| 7-9-0 | 0-0-0 | 0-1-0 | | AWAY | 3-1-0 | | 4-7-0 | | 0-0-0 | | |
| 1-2-0 | 0-1-0 | 0-0-0 | | NEUTRAL | 0-1-0 | | 1-0-0 | | 0-0-0 | | |
| <hr/> | | | | | | | | | | | |
| 14-9-0 | 0-1-0 | 2-3-0 | | NON-CONFERENCE | 3-3-0 | | 3-2-0 | | 6-0-0 | | |
| 10-3-0 | 0-0-0 | 2-2-0 | | HOME | 0-1-0 | | 2-0-0 | | 6-0-0 | | |
| 3-4-0 | 0-0-0 | 0-0- | | AWAY | 3-1-0 | | 0-2-0 | | 0-0-0 | | |
| 1-2-0 | 0-1-0 | 0-0-0 | | NEUTRAL | 0-1-0 | | 1-0-0 | | 0-0-0 | | |
| <hr/> | | | | | | | | | | | |
| 9-9-0 | 1-2-0 | 0-0-0 | | CONFERENCE | 0-0-0 | | 5-7-0 | | 3-0-0 | | |
| 5-4-0 | 1-2-0 | 0-0-0 | | HOME | 0-0-0 | | 1-2-0 | | 3-0-0 | | |
| 4-5-0 | 0-0-0 | 0-0-0 | | AWAY | 0-0-0 | | 4-5-0 | | 0-0-0 | | |
| 0-0-0 | 0-0-0 | 0-0-0 | | NEUTRAL | 0-0-0 | | 0-0-0 | | 0-0-0 | | |
| <hr/> | | | | | | | | | | | |
| RPI S | Opponent | Score | RPI S | Opponent | Score | RPI S | Opponent | Score | RPI S | Opponent | Score |
| 12 H | La.-Lafayette | 2 4 | 41 A | Alabama | 3 5 | 55 A | Southeastern La. | 3 2 | 103 A | Little Rock | 9 10 |
| 12 H | La.-Lafayette | 3 8 | 41 H | Alabama | 1 2 | 55 A | Southeastern La. | 5 1 | 103 A | Little Rock | 3 4 |
| 12 H | La.-Lafayette | 4 1 | 42 H | New Orleans | 9 4 | 55 A | Southeastern La. | 2 7 | 103 A | Little Rock | 8 11 |
| 19 N | Southern Miss. | 2 6 | 42 H | New Orleans | 6 10 | 66 A | Jacksonville St. | 10 0 | 106 A | Samford | 6 20 |
| | | | 42 H | New Orleans | 9 6 | 66 H | Jacksonville St. | 7 8 | 106 H | Samford | 5 3 |
| | | | | | | 72 N | Michigan St. | 0 3 | 108 N | Auburn | 4 3 |
| | | | | | | | | | 114 H | UT Arlington | 5 18 |
| | | | | | | | | | 114 H | UT Arlington | 2 4 |
| | | | | | | | | | 114 H | UT Arlington | 5 2 |
| | | | | | | | | | 116 A | UAB | 0 7 |
| | | | | | | | | | 116 H | UAB | 2 1 |
| | | | | | | | | | 122 A | Arkansas St. | 11 1 |
| | | | | | | | | | 122 A | Arkansas St. | 8 1 |
| | | | | | | | | | 122 A | Arkansas St. | 3 4 |
| | | | | | | | | | 126 A | Ga. Southern | 0 7 |
| | | | | | | | | | 126 A | Ga. Southern | 8 4 |
| | | | | | | | | | 126 A | Ga. Southern | 2 1 |
| | | | | | | | | | 172 H | Alabama St. | 8 0 |
| | | | | | | | | | 248 H | Northern Ky. | 5 0 |
| | | | | | | | | | 248 H | Northern Ky. | 10 3 |
| | | | | | | | | | 248 H | Northern Ky. | 4 2 |
| | | | | | | | | | 248 H | Northern Ky. | 6 1 |
| | | | | | | | | | 250 H | Appalachian St. | 9 7 |
| | | | | | | | | | 250 H | Appalachian St. | 3 2 |
| | | | | | | | | | 250 H | Appalachian St. | 4 3 |
| | | | | | | | | | 298 H | Alabama A&M | 8 0 |
| <hr/> | | | | | | | | | | | |
| | | | LAST 15 GAMES | | | | | | | | |
| | | | 114 H | UT Arlington | 2 4 | 66 H | Jacksonville St. | 7 8 | 250 H | Appalachian St. | 3 2 |
| | | | 114 H | UT Arlington | 5 18 | 250 H | Appalachian St. | 3 2 | 250 H | Appalachian St. | 4 3 |
| | | | 114 H | UT Arlington | 5 2 | 250 H | Appalachian St. | 4 3 | 250 H | Appalachian St. | 4 3 |
| | | | 41 A | Alabama | 3 5 | | | | 298 H | Alabama A&M | 8 0 |
| | | | 122 A | Arkansas St. | 8 1 | | | | | | |

Non-Div. I Games:

Troy

| | | |
|--------------------|----|---|
| 122 A Arkansas St. | 3 | 4 |
| 122 A Arkansas St. | 11 | 1 |

T
r
o
y

T
r
o
y

| | | | | | | | | | | | |
|-------------------|----------|-----------|-----------|----------------|-------------|---------------|-------|-------------|-------|----------------|-------|
| Average RPI Win: | 136 | WON-LOST | WINNING | LAST 15 | STRENGTH OF | OPP. STRENGTH | TEAM | ADJ | CONF. | ADJ CONF. | |
| Average RPI Loss: | 92 | RECORD | PCT. RANK | GAMES | SCHEDULE | OF SCHEDULE | RPI | RPI | RPI | RPI | |
| DIV. I ONLY | 23-14-0 | .62162 | 68 | 9-6-0 | 130 | 34 | 83 | .53392 | 83 | 3 | 3 |
| DIV. I NON-CONF. | 13-5-0 | .72222 | 37 | 0-1-0 | 236 | 41 | 98 | .52855 | 98 | 3 | 3 |
| <hr/> | | | | | | | | | | | |
| TOTALS | RPI 1-25 | RPI 26-50 | | W-L RECORDS | | RPI 51-100 | | RPI 101-150 | | RPI 150+ | |
| 23-14-0 | 0-0-0 | 4-6-0 | | OVERALL | | 6-2-0 | | 1-5-0 | | 12-1-0 | |
| 15-8-0 | 0-0-0 | 4-3-0 | | HOME | | 0-0-0 | | 1-5-0 | | 10-0-0 | |
| 8-6-0 | 0-0-0 | 0-3-0 | | AWAY | | 6-2-0 | | 0-0-0 | | 2-1-0 | |
| 0-0-0 | 0-0-0 | 0-0-0 | | NEUTRAL | | 0-0-0 | | 0-0-0 | | 0-0-0 | |
| 13-5-0 | 0-0-0 | 0-0-0 | | NON-CONFERENCE | | 3-2-0 | | 0-3-0 | | 10-0-0 | |
| 10-3-0 | 0-0-0 | 0-0-0 | | HOME | | 0-0-0 | | 0-3-0 | | 10-0-0 | |
| 3-2-0 | 0-0-0 | 0-0- | | AWAY | | 3-2-0 | | 0-0-0 | | 0-0-0 | |
| 0-0-0 | 0-0-0 | 0-0-0 | | NEUTRAL | | 0-0-0 | | 0-0-0 | | 0-0-0 | |
| 10-9-0 | 0-0-0 | 4-6-0 | | CONFERENCE | | 3-0-0 | | 1-2-0 | | 2-1-0 | |
| 5-5-0 | 0-0-0 | 4-3-0 | | HOME | | 0-0-0 | | 1-2-0 | | 0-0-0 | |
| 5-4-0 | 0-0-0 | 0-3-0 | | AWAY | | 3-0-0 | | 0-0-0 | | 2-1-0 | |
| 0-0-0 | 0-0-0 | 0-0-0 | | NEUTRAL | | 0-0-0 | | 0-0-0 | | 0-0-0 | |
| <hr/> | | | | | | | | | | | |
| RPI | S | Opponent | Score | RPI | S | Opponent | Score | RPI | S | Opponent | Score |
| | | | | 31 | H | Arizona | 7 5 | 124 | H | San Diego | 3 6 |
| | | | | 44 | H | California | 4 8 | 133 | H | Utah | 5 0 |
| | | | | 44 | H | California | 6 4 | 133 | H | Utah | 1 3 |
| | | | | 44 | H | California | 4 0 | 133 | H | Utah | 7 16 |
| | | | | 48 | A | Oregon St. | 3 7 | 140 | H | Nevada | 5 11 |
| | | | | 48 | A | Oregon St. | 2 3 | 143 | H | UNLV | 7 11 |
| | | | | 48 | A | Oregon St. | 2 12 | 171 | H | Xavier | 5 2 |
| | | | | 49 | H | Washington | 1 6 | 171 | H | Xavier | 2 1 |
| | | | | 49 | H | Washington | 2 4 | 171 | H | Xavier | 8 2 |
| | | | | 49 | H | Washington | 6 3 | 171 | H | Xavier | 5 1 |
| | | | | | | | | 176 | H | Eastern Mich. | 8 1 |
| | | | | | | | | 176 | H | Eastern Mich. | 12 4 |
| | | | | | | | | 176 | H | Eastern Mich. | 5 4 |
| | | | | | | | | 186 | A | Washington St. | 18 3 |
| | | | | | | | | 186 | A | Washington St. | 3 9 |
| | | | | | | | | 186 | A | Washington St. | 10 1 |
| | | | | | | | | 262 | H | UC Davis | 6 5 |
| | | | | | | | | 262 | H | UC Davis | 4 3 |
| | | | | | | | | 262 | H | UC Davis | 3 2 |
| <hr/> | | | | | | | | | | | |
| LAST 15 GAMES | | | | | | | | | | | |
| | | | | 86 | A | Stanford | 8 7 | 31 | H | Arizona | 7 5 |
| | | | | 86 | A | Stanford | 9 6 | 49 | H | Washington | 1 6 |
| | | | | 86 | A | Stanford | 3 2 | 49 | H | Washington | 6 3 |
| | | | | 143 | H | UNLV | 7 11 | | | | |
| | | | | 44 | H | California | 4 0 | | | | |

Non-Div. I Games:

Arizona St.

| | | |
|-----------------|---|---|
| 44 H California | 4 | 8 |
| 44 H California | 6 | 4 |

A
r
i
z
o
n
a
S
t
.

A
r
i
z
o
n
a
S
t
.

| Average RPI Win: 191 | | WON-LOST | WINNING | LAST 15 | STRENGTH OF | | OPP. STRENGTH | TEAM | ADJ | | CONF. | ADJ CONF. |
|-----------------------|--------------------|----------|---------------|---------------|----------------|---------------|----------------|-------|---------------|-------------------|----------|-----------|
| Average RPI Loss: 123 | | RECORD | PCT. RANK | GAMES | SCHEDULE | | OF SCHEDULE | RPI | RPI | | RPI | RPI |
| DIV. I ONLY | | 29-10-0 | .74359 | 13 | 13-2-0 | | 261 | 122 | 84 | | 24 | 24 |
| DIV. I NON-CONF. | | 16-7-0 | .69565 | 47 | 3-1-0 | | 164 | 54 | 46 | | 24 | 24 |
| TOTALS | | RPI 1-25 | RPI 26-50 | | W-L RECORDS | | RPI 51-100 | | RPI 101-150 | | RPI 150+ | |
| 29-10-0 | | 0-1-0 | 0-3-0 | | OVERALL | | 3-1-0 | | 3-1-0 | | 23-4-0 | |
| 7-4-0 | | 0-0-0 | 0-1-0 | | HOME | | 2-0-0 | | 0-0-0 | | 5-3-0 | |
| 17-3-0 | | 0-0-0 | 0-1-0 | | AWAY | | 0-0-0 | | 3-1-0 | | 14-1-0 | |
| 5-3-0 | | 0-1-0 | 0-1-0 | | NEUTRAL | | 1-1-0 | | 0-0-0 | | 4-0-0 | |
| 16-7-0 | | 0-1-0 | 0-3-0 | | NON-CONFERENCE | | 3-1-0 | | 3-1-0 | | 10-1-0 | |
| 3-2-0 | | 0-0-0 | 0-1-0 | | HOME | | 2-0-0 | | 0-0-0 | | 1-1-0 | |
| 9-2-0 | | 0-0-0 | 0-0- | | AWAY | | 0-0-0 | | 3-1-0 | | 6-0-0 | |
| 4-3-0 | | 0-1-0 | 0-1-0 | | NEUTRAL | | 1-1-0 | | 0-0-0 | | 3-0-0 | |
| 13-3-0 | | 0-0-0 | 0-0-0 | | CONFERENCE | | 0-0-0 | | 0-0-0 | | 13-3-0 | |
| 4-2-0 | | 0-0-0 | 0-0-0 | | HOME | | 0-0-0 | | 0-0-0 | | 4-2-0 | |
| 8-1-0 | | 0-0-0 | 0-0-0 | | AWAY | | 0-0-0 | | 0-0-0 | | 8-1-0 | |
| 1-0-0 | | 0-0-0 | 0-0-0 | | NEUTRAL | | 0-0-0 | | 0-0-0 | | 1-0-0 | |
| RPI S | Opponent | Score | RPI S | Opponent | Score | RPI S | Opponent | Score | RPI S | Opponent | Score | |
| 8 N | North Carolina St. | 5 7 | 29 N | Virginia | 6 8 | 56 N | Old Dominion | 0 2 | 129 A | Liberty | 2 0 | |
| | | | 33 A | Pittsburgh | 5 13 | 87 N | Evansville | 6 3 | 129 A | Liberty | 2 4 | |
| | | | 33 H | Pittsburgh | 4 9 | 93 H | Penn St. | 10 9 | 129 A | Liberty | 6 5 | |
| | | | | | | 100 H | Ohio St. | 8 3 | 129 A | Liberty | 8 1 | |
| | | | | | | | | | 160 N | Milwaukee | 7 6 | |
| | | | | | | | | | 161 N | Ball St. | 8 3 | |
| | | | | | | | | | 166 A | Charlotte | 11 6 | |
| | | | | | | | | | 166 A | Charlotte | 4 3 | |
| | | | | | | | | | 166 A | Charlotte | 11 3 | |
| | | | | | | | | | 176 A | Eastern Mich. | 7 3 | |
| | | | | | | | | | 176 A | Eastern Mich. | 13 3 | |
| | | | | | | | | | 176 A | Eastern Mich. | 4 2 | |
| | | | | | | | | | 191 H | Canisius | 4 5 | |
| | | | | | | | | | 210 N | George Washington | 6 4 | |
| | | | | | | | | | 210 N | George Washington | 7 4 | |
| | | | | | | | | | 215 A | Radford | 7 6 | |
| | | | | | | | | | 215 A | Radford | 6 0 | |
| | | | | | | | | | 215 A | Radford | 8 3 | |
| | | | | | | | | | 234 H | Toledo | 1 4 | |
| | | | | | | | | | 234 H | Toledo | 2 1 | |
| | | | | | | | | | 234 H | Toledo | 3 0 | |
| | | | | | | | | | 238 A | Ohio | 6 0 | |
| | | | | | | | | | 238 A | Ohio | 6 5 | |
| | | | | | | | | | 238 A | Ohio | 8 0 | |
| | | | | | | | | | 245 H | Youngstown St. | 5 2 | |
| | | | | | | | | | 255 H | Western Mich. | 4 5 | |
| | | | | | | | | | 255 H | Western Mich. | 9 7 | |
| LAST 15 GAMES | | | LAST 15 GAMES | | | LAST 15 GAMES | | | LAST 15 GAMES | | | |
| | | | 238 A | Ohio | 6 5 | 245 H | Youngstown St. | 5 2 | | | | |
| | | | 238 A | Ohio | 8 0 | 234 H | Toledo | 1 4 | | | | |
| | | | 238 A | Ohio | 6 0 | 234 H | Toledo | 2 1 | | | | |
| | | | 93 H | Penn St. | 10 9 | | | | | | | |
| | | | 176 A | Eastern Mich. | 7 3 | | | | | | | |

Non-Div. I Games: Lake Erie 9 1

Kent St.

Kent St.

| | | | | |
|-----|---|---------------|----|---|
| 176 | A | Eastern Mich. | 4 | 2 |
| 176 | A | Eastern Mich. | 13 | 3 |

Through Games Of April 24, 2016

| RPI | S | Opponent | Score | |
|-----|---|---------------|-------|----|
| 255 | H | Western Mich. | 13 | 2 |
| 263 | A | Central Mich. | 5 | 2 |
| 263 | A | Central Mich. | 10 | 13 |
| 263 | A | Central Mich. | 17 | 5 |

Kent St.

K
e
n
t
S
t
.

K
e
n
t
S
t
.

| Average RPI Win: | | 156 | WON-LOST RECORD | | WINNING PCT. RANK | LAST 15 GAMES | STRENGTH OF SCHEDULE | | OPP. STRENGTH OF SCHEDULE | TEAM RPI | ADJ RPI | CONF. RPI | ADJ CONF. RPI | | |
|-------------------|-----------|----------|-----------------|---------------|-------------------|---------------|----------------------|-------|---------------------------|----------|-----------|-----------|----------------|-------|----|
| Average RPI Loss: | | 91 | | | | | | | | | | | | | |
| DIV. I ONLY | | 25-15-0 | | | .625 66 | 8-7-0 | 166 | | 72 | 85 | .53353 85 | 6 | 6 | | |
| DIV. I NON-CONF. | | 18-10-0 | | | .64286 69 | 4-3-0 | 124 | | 37 | 54 | .55195 54 | 6 | 6 | | |
| TOTALS | | RPI 1-25 | RPI 26-50 | | W-L RECORDS | | RPI 51-100 | | RPI 101-150 | | RPI 150+ | | | | |
| 25-15-0 | | 1-4-0 | 1-1-0 | | OVERALL | | 10-5-0 | | 0-1-0 | | 13-4-0 | | | | |
| 15-5-0 | | 1-0-0 | 0-0-0 | | HOME | | 6-1-0 | | 0-0-0 | | 8-4-0 | | | | |
| 9-9-0 | | 0-4-0 | 0-0-0 | | AWAY | | 4-4-0 | | 0-1-0 | | 5-0-0 | | | | |
| 1-1-0 | | 0-0-0 | 1-1-0 | | NEUTRAL | | 0-0-0 | | 0-0-0 | | 0-0-0 | | | | |
| 18-10-0 | | 1-1-0 | 1-1-0 | | NON-CONFERENCE | | 8-4-0 | | 0-1-0 | | 8-3-0 | | | | |
| 11-3-0 | | 1-0-0 | 0-0-0 | | HOME | | 4-0-0 | | 0-0-0 | | 6-3-0 | | | | |
| 6-6-0 | | 0-1-0 | 0-0- | | AWAY | | 4-4-0 | | 0-1-0 | | 2-0-0 | | | | |
| 1-1-0 | | 0-0-0 | 1-1-0 | | NEUTRAL | | 0-0-0 | | 0-0-0 | | 0-0-0 | | | | |
| 7-5-0 | | 0-3-0 | 0-0-0 | | CONFERENCE | | 2-1-0 | | 0-0-0 | | 5-1-0 | | | | |
| 4-2-0 | | 0-0-0 | 0-0-0 | | HOME | | 2-1-0 | | 0-0-0 | | 2-1-0 | | | | |
| 3-3-0 | | 0-3-0 | 0-0-0 | | AWAY | | 0-0-0 | | 0-0-0 | | 3-0-0 | | | | |
| 0-0-0 | | 0-0-0 | 0-0-0 | | NEUTRAL | | 0-0-0 | | 0-0-0 | | 0-0-0 | | | | |
| RPI S | Opponent | Score | | RPI S | Opponent | Score | | RPI S | Opponent | Score | | RPI S | Opponent | Score | |
| 20 A | Creighton | 3 | 4 | 31 N | Arizona | 10 | 11 | 53 A | Col. of Charleston | 4 | 0 | 124 A | San Diego | 5 | 17 |
| 20 H | Creighton | 8 | 2 | 38 N | Tulane | 11 | 5 | 53 A | Col. of Charleston | 5 | 13 | 151 A | Kansas St. | 5 | 1 |
| 23 A | Michigan | 2 | 7 | | | | | 53 A | Col. of Charleston | 3 | 7 | 151 H | Kansas St. | 2 | 4 |
| 23 A | Michigan | 1 | 6 | | | | | 71 A | Long Beach St. | 9 | 2 | 164 H | Wichita St. | 4 | 0 |
| 23 A | Michigan | 6 | 10 | | | | | 71 A | Long Beach St. | 1 | 3 | 164 H | Wichita St. | 5 | 17 |
| | | | | | | | | 71 A | Long Beach St. | 0 | 1 | 164 H | Wichita St. | 7 | 3 |
| | | | | | | | | 90 H | Illinois | 9 | 8 | 207 A | Omaha | 11 | 6 |
| | | | | | | | | 90 H | Illinois | 9 | 7 | 212 H | Nicholls St. | 6 | 1 |
| | | | | | | | | 90 H | Illinois | 4 | 6 | 212 H | Nicholls St. | 1 | 7 |
| | | | | | | | | 97 H | Loyola Marymount | 5 | 4 | 212 H | Nicholls St. | 4 | 2 |
| | | | | | | | | 97 H | Loyola Marymount | 3 | 0 | 251 H | Northwestern | 3 | 2 |
| | | | | | | | | 97 H | Loyola Marymount | 6 | 4 | 251 H | Northwestern | 3 | 11 |
| | | | | | | | | 97 H | Loyola Marymount | 7 | 0 | 251 H | Northwestern | 8 | 7 |
| | | | | | | | | 98 A | Indiana St. | 10 | 4 | 256 A | Purdue | 11 | 6 |
| | | | | | | | | 98 A | Indiana St. | 11 | 4 | 256 A | Purdue | 9 | 5 |
| | | | | | | | | | | | | 256 A | Purdue | 9 | 8 |
| | | | | | | | | | | | | 282 H | Northern Colo. | 8 | 0 |
| | | | | | | | | | | | | 282 H | Northern Colo. | 7 | 1 |
| | | | | LAST 15 GAMES | | | | | | | | | | | |
| | | | | 212 H | Nicholls St. | 4 | 2 | 20 A | Creighton | 3 | 4 | | | | |
| | | | | 212 H | Nicholls St. | 1 | 7 | 251 H | Northwestern | 3 | 11 | | | | |
| | | | | 212 H | Nicholls St. | 6 | 1 | 251 H | Northwestern | 8 | 7 | | | | |
| | | | | 151 A | Kansas St. | 5 | 1 | | | | | | | | |
| | | | | 23 A | Michigan | 1 | 6 | | | | | | | | |

Non-Div. I Games:

Nebraska

| | | |
|---------------|---|----|
| 23 A Michigan | 2 | 7 |
| 23 A Michigan | 6 | 10 |

N
e
b
r
a
s
k
a

N
e
b
r
a
s
k
a

| Average RPI Win: 119 | | WON-LOST | WINNING | LAST 15 | STRENGTH OF | | OPP. STRENGTH | TEAM | ADJ | | CONF. | ADJ CONF. | | | |
|----------------------|------------|----------|-----------|---------|-----------------|-------|---------------|-------|-------------------|-------|----------|-----------|---------------------|-------|----|
| Average RPI Loss: 82 | | RECORD | PCT. RANK | GAMES | SCHEDULE | | OF SCHEDULE | RPI | RPI | | RPI | RPI | | | |
| DIV. I ONLY | | 19-15-0 | .55882 | 110 | 7-8-0 | | 93 | 19 | 86 | | .53314 | 86 | | | |
| DIV. I NON-CONF. | | 11-6-0 | .64706 | 66 | 1-0-0 | | 110 | 13 | 60 | | .5498 | 60 | | | |
| TOTALS | | RPI 1-25 | RPI 26-50 | | W-L RECORDS | | RPI 51-100 | | RPI 101-150 | | RPI 150+ | | | | |
| 19-15-0 | | 1-2-0 | 3-3-0 | | OVERALL | | 4-5-0 | | 4-3-0 | | 7-2-0 | | | | |
| 12-8-0 | | 1-2-0 | 1-0-0 | | HOME | | 2-4-0 | | 2-1-0 | | 6-1-0 | | | | |
| 7-7-0 | | 0-0-0 | 2-3-0 | | AWAY | | 2-1-0 | | 2-2-0 | | 1-1-0 | | | | |
| 0-0-0 | | 0-0-0 | 0-0-0 | | NEUTRAL | | 0-0-0 | | 0-0-0 | | 0-0-0 | | | | |
| 11-6-0 | | 1-2-0 | 1-0-0 | | NON-CONFERENCE | | 2-1-0 | | 2-2-0 | | 5-1-0 | | | | |
| 8-3-0 | | 1-2-0 | 1-0-0 | | HOME | | 2-1-0 | | 0-0-0 | | 4-0-0 | | | | |
| 3-3-0 | | 0-0-0 | 0-0- | | AWAY | | 0-0-0 | | 2-2-0 | | 1-1-0 | | | | |
| 0-0-0 | | 0-0-0 | 0-0-0 | | NEUTRAL | | 0-0-0 | | 0-0-0 | | 0-0-0 | | | | |
| 8-9-0 | | 0-0-0 | 2-3-0 | | CONFERENCE | | 2-4-0 | | 2-1-0 | | 2-1-0 | | | | |
| 4-5-0 | | 0-0-0 | 0-0-0 | | HOME | | 0-3-0 | | 2-1-0 | | 2-1-0 | | | | |
| 4-4-0 | | 0-0-0 | 2-3-0 | | AWAY | | 2-1-0 | | 0-0-0 | | 0-0-0 | | | | |
| 0-0-0 | | 0-0-0 | 0-0-0 | | NEUTRAL | | 0-0-0 | | 0-0-0 | | 0-0-0 | | | | |
| RPI S | Opponent | Score | | RPI S | Opponent | Score | | RPI S | Opponent | Score | | RPI S | Opponent | Score | |
| 17 H | Vanderbilt | 4 | 1 | 31 A | Arizona | 1 | 4 | 59 H | Cal St. Fullerton | 2 | 0 | 104 A | Texas | 11 | 1 |
| 17 H | Vanderbilt | 2 | 5 | 31 A | Arizona | 6 | 5 | 59 H | Cal St. Fullerton | 2 | 1 | 104 A | Texas | 1 | 0 |
| 17 H | Vanderbilt | 1 | 4 | 31 A | Arizona | 1 | 4 | 59 H | Cal St. Fullerton | 3 | 4 | 104 A | Texas | 3 | 4 |
| | | | | 44 A | California | 2 | 5 | 69 A | UCLA | 4 | 1 | 104 A | Texas | 0 | 9 |
| | | | | 44 A | California | 8 | 6 | 69 A | UCLA | 5 | 6 | 121 H | Southern California | 8 | 1 |
| | | | | 50 H | St. Mary's (CA) | 9 | 1 | 69 A | UCLA | 8 | 2 | 121 H | Southern California | 11 | 8 |
| | | | | | | | | 83 H | Arizona St. | 2 | 3 | 121 H | Southern California | 0 | 1 |
| | | | | | | | | 83 H | Arizona St. | 6 | 9 | 186 H | Washington St. | 2 | 5 |
| | | | | | | | | 83 H | Arizona St. | 7 | 8 | 186 H | Washington St. | 6 | 1 |
| | | | | | | | | | | | | 186 H | Washington St. | 5 | 0 |
| | | | | | | | | | | | | 194 H | Kansas | 6 | 2 |
| | | | | | | | | | | | | 194 H | Kansas | 2 | 0 |
| | | | | | | | | | | | | 194 H | Kansas | 10 | 4 |
| | | | | | | | | | | | | 196 A | San Jose St. | 9 | 10 |
| | | | | | | | | | | | | 196 H | San Jose St. | 10 | 0 |
| | | | | | | | | | | | | 262 A | UC Davis | 5 | 2 |
| LAST 15 GAMES | | | | | | | | | | | | | | | |
| | | | | 83 H | Arizona St. | 7 | 8 | 196 H | San Jose St. | 10 | 0 | | | | |
| | | | | 83 H | Arizona St. | 6 | 9 | 69 A | UCLA | 8 | 2 | | | | |
| | | | | 83 H | Arizona St. | 2 | 3 | 69 A | UCLA | 5 | 6 | | | | |
| | | | | 44 A | California | 2 | 5 | | | | | | | | |
| | | | | 31 A | Arizona | 6 | 5 | | | | | | | | |

Non-Div. I Games:

Stanford

| | | |
|--------------|---|---|
| 31 A Arizona | 1 | 4 |
| 31 A Arizona | 1 | 4 |

S
t
a
n
f
o
r
d

S
t
a
n
f
o
r
d

| Average RPI Win: | 174 | WON-LOST RECORD | WINNING PCT. RANK | LAST 15 GAMES | STRENGTH OF SCHEDULE | OPP. STRENGTH OF SCHEDULE | TEAM RPI | ADJ RPI | CONF. RPI | ADJ CONF. RPI | | |
|------------------|----------|-----------------|-------------------|----------------|----------------------|---------------------------|----------|-------------|-----------|-------------------|-------|----|
| DIV. I ONLY | | 22-15-0 | .59459 | 85 | 11-4-0 | 132 | 161 | 87 | .53181 | 87 | 11 | 11 |
| DIV. I NON-CONF. | | 16-12-0 | .57143 | 107 | 5-1-0 | 182 | 168 | 114 | .52354 | 114 | 13 | 13 |
| <hr/> | | | | | | | | | | | | |
| TOTALS | RPI 1-25 | RPI 26-50 | | W-L RECORDS | | RPI 51-100 | | RPI 101-150 | | RPI 150+ | | |
| 22-15-0 | 0-0-0 | 0-3-0 | | OVERALL | | 6-3-0 | | 2-5-0 | | 14-4-0 | | |
| 12-3-0 | 0-0-0 | 0-0-0 | | HOME | | 4-0-0 | | 2-2-0 | | 6-1-0 | | |
| 8-10-0 | 0-0-0 | 0-3-0 | | AWAY | | 2-2-0 | | 0-3-0 | | 6-2-0 | | |
| 2-2-0 | 0-0-0 | 0-0-0 | | NEUTRAL | | 0-1-0 | | 0-0-0 | | 2-1-0 | | |
| 16-12-0 | 0-0-0 | 0-3-0 | | NON-CONFERENCE | | 4-2-0 | | 0-4-0 | | 12-3-0 | | |
| 8-1-0 | 0-0-0 | 0-0-0 | | HOME | | 4-0-0 | | 0-1-0 | | 4-0-0 | | |
| 6-9-0 | 0-0-0 | 0-0- | | AWAY | | 0-1-0 | | 0-3-0 | | 6-2-0 | | |
| 2-2-0 | 0-0-0 | 0-0-0 | | NEUTRAL | | 0-1-0 | | 0-0-0 | | 2-1-0 | | |
| 6-3-0 | 0-0-0 | 0-0-0 | | CONFERENCE | | 2-1-0 | | 2-1-0 | | 2-1-0 | | |
| 4-2-0 | 0-0-0 | 0-0-0 | | HOME | | 0-0-0 | | 2-1-0 | | 2-1-0 | | |
| 2-1-0 | 0-0-0 | 0-0-0 | | AWAY | | 2-1-0 | | 0-0-0 | | 0-0-0 | | |
| 0-0-0 | 0-0-0 | 0-0-0 | | NEUTRAL | | 0-0-0 | | 0-0-0 | | 0-0-0 | | |
| RPI | S | Opponent | Score | RPI | S | Opponent | Score | RPI | S | Opponent | Score | |
| 39 | A | South Ala. | 4 5 | 79 | A | Western Ky. | 5 6 | 117 | H | Indiana | 6 7 | |
| 39 | A | South Ala. | 5 18 | 79 | H | Western Ky. | 6 2 | 129 | A | Liberty | 2 5 | |
| 39 | A | South Ala. | 0 11 | 84 | N | Kent St. | 3 6 | 129 | A | Liberty | 3 5 | |
| | | | | 89 | A | Missouri St. | 7 1 | 131 | A | Wofford | 5 7 | |
| | | | | 89 | A | Missouri St. | 14 5 | 146 | H | Bradley | 3 4 | |
| | | | | 89 | A | Missouri St. | 6 10 | 146 | H | Bradley | 7 6 | |
| | | | | 94 | H | FGCU | 1 0 | 146 | H | Bradley | 2 0 | |
| | | | | 94 | H | FGCU | 5 1 | 157 | N | Monmouth | 15 3 | |
| | | | | 94 | H | FGCU | 13 7 | 164 | H | Wichita St. | 11 1 | |
| | | | | | | | | 164 | H | Wichita St. | 7 2 | |
| | | | | | | | | 164 | H | Wichita St. | 5 6 | |
| | | | | | | | | 204 | A | Murray St. | 2 1 | |
| | | | | | | | | 216 | A | Eastern Ky. | 4 0 | |
| | | | | | | | | 216 | A | Eastern Ky. | 5 6 | |
| | | | | | | | | 216 | A | Eastern Ky. | 10 2 | |
| | | | | | | | | 217 | N | Central Conn. St. | 5 0 | |
| | | | | | | | | 217 | N | Central Conn. St. | 5 9 | |
| | | | | | | | | 225 | H | Northern Ill. | 8 6 | |
| | | | | | | | | 225 | H | Northern Ill. | 5 2 | |
| | | | | | | | | 225 | H | Northern Ill. | 11 10 | |
| | | | | | | | | 227 | A | Belmont | 13 7 | |
| | | | | | | | | 236 | A | USC Upstate | 5 2 | |
| | | | | | | | | 238 | A | SIUE | 10 11 | |
| | | | | | | | | 238 | H | SIUE | 13 2 | |
| | | | | | | | | 273 | A | UT Martin | 29 9 | |
| LAST 15 GAMES | | | | 204 | A | Murray St. | 2 1 | | | | | |
| 89 | A | Missouri St. | 7 1 | 164 | H | Wichita St. | 11 1 | | | | | |
| 89 | A | Missouri St. | 6 10 | 164 | H | Wichita St. | 7 2 | | | | | |
| 89 | A | Missouri St. | 14 5 | | | | | | | | | |
| 79 | H | Western Ky. | 6 2 | | | | | | | | | |
| 146 | H | Bradley | 2 0 | | | | | | | | | |

Non-Div. I Games: Southern Ind. 2 1

Evansville

| | | |
|---------------|---|---|
| 146 H Bradley | 3 | 4 |
| 146 H Bradley | 7 | 6 |

E
v
a
n
s
v
i
l
l
e

E
v
a
n
s
v
i
l
l
e

| Average RPI Win: 198 | | WON-LOST RECORD | WINNING PCT. RANK | LAST 15 GAMES | STRENGTH OF SCHEDULE | OPP. STRENGTH OF SCHEDULE | TEAM RPI | ADJ RPI | CONF. RPI | ADJ CONF. RPI | |
|-----------------------|--------------|--------------------|----------------------|------------------|-------------------------|------------------------------|--------------------|------------|--------------|------------------|----------|
| Average RPI Loss: 116 | | | | | | | | | | | |
| DIV. I ONLY | | 27-14-0 | .65854 44 | 10-5-0 | 170 | 193 | 88 | .53132 88 | 23 | 23 | |
| DIV. I NON-CONF. | | 17-9-0 | .65385 61 | 4-0-0 | 119 | 120 | 55 | .55176 55 | 27 | 27 | |
| TOTALS | | RPI 1-25 | RPI 26-50 | | W-L RECORDS | | RPI 51-100 | | RPI 101-150 | | RPI 150+ |
| 27-14-0 | 0-1-0 | | 2-1-0 | | OVERALL | | 2-4-0 | | 2-2-0 | | 21-6-0 |
| 15-6-0 | 0-0-0 | | 1-0-0 | | HOME | | 0-2-0 | | 0-0-0 | | 14-4-0 |
| 11-7-0 | 0-1-0 | | 1-1-0 | | AWAY | | 2-2-0 | | 2-2-0 | | 6-1-0 |
| 1-1-0 | 0-0-0 | | 0-0-0 | | NEUTRAL | | 0-0-0 | | 0-0-0 | | 1-1-0 |
| 17-9-0 | 0-1-0 | | 2-1-0 | | NON-CONFERENCE | | 2-4-0 | | 1-0-0 | | 12-3-0 |
| 9-3-0 | 0-0-0 | | 1-0-0 | | HOME | | 0-2-0 | | 0-0-0 | | 8-1-0 |
| 7-5-0 | 0-1-0 | | 1-0- | | AWAY | | 2-2-0 | | 1-0-0 | | 3-1-0 |
| 1-1-0 | 0-0-0 | | 0-0-0 | | NEUTRAL | | 0-0-0 | | 0-0-0 | | 1-1-0 |
| 10-5-0 | 0-0-0 | | 0-0-0 | | CONFERENCE | | 0-0-0 | | 1-2-0 | | 9-3-0 |
| 6-3-0 | 0-0-0 | | 0-0-0 | | HOME | | 0-0-0 | | 0-0-0 | | 6-3-0 |
| 4-2-0 | 0-0-0 | | 0-0-0 | | AWAY | | 0-0-0 | | 1-2-0 | | 3-0-0 |
| 0-0-0 | 0-0-0 | | 0-0-0 | | NEUTRAL | | 0-0-0 | | 0-0-0 | | 0-0-0 |
| RPI S | Opponent | Score | RPI S | Opponent | Score | RPI S | Opponent | Score | RPI S | Opponent | Score |
| 22 A | Georgia Tech | 1 9 | 26 A | UNCW | 4 11 | 53 A | Col. of Charleston | 4 3 | 115 A | William & Mary | 12 5 |
| | | | 29 A | Virginia | 11 5 | 53 A | Col. of Charleston | 4 7 | 125 A | Rhode Island | 1 5 |
| | | | 29 H | Virginia | 7 5 | 53 A | Col. of Charleston | 2 1 | 125 A | Rhode Island | 7 3 |
| | | | | | | 56 H | Old Dominion | 1 3 | 125 A | Rhode Island | 3 7 |
| | | | | | | 57 A | Maryland | 1 8 | 153 A | Longwood | 9 10 |
| | | | | | | 57 H | Maryland | 1 7 | 153 H | Longwood | 5 2 |
| | | | | | | | | | 157 H | Monmouth | 4 12 |
| | | | | | | | | | 159 H | Richmond | 4 6 |
| | | | | | | | | | 159 H | Richmond | 2 1 |
| | | | | | | | | | 159 H | Richmond | 4 5 |
| | | | | | | | | | 184 A | Kennesaw St. | 15 11 |
| | | | | | | | | | 201 H | Marist | 7 6 |
| | | | | | | | | | 201 H | Marist | 3 0 |
| | | | | | | | | | 201 H | Marist | 3 0 |
| | | | | | | | | | 209 N | South Dakota St. | 14 8 |
| | | | | | | | | | 216 N | Eastern Ky. | 2 12 |
| | | | | | | | | | 232 H | St. Bonaventure | 4 1 |
| | | | | | | | | | 232 H | St. Bonaventure | 6 5 |
| | | | | | | | | | 232 H | St. Bonaventure | 3 2 |
| | | | | | | | | | 233 A | VMI | 11 7 |
| | | | | | | | | | 235 A | Georgia St. | 8 6 |
| | | | | | | | | | 257 H | Dayton | 3 8 |
| | | | | | | | | | 257 H | Dayton | 9 2 |
| | | | | | | | | | 257 H | Dayton | 5 3 |
| | | | | | | | | | 278 H | Wagner | 4 3 |
| | | | | | | | | | 278 H | Wagner | 9 5 |
| | | | | | | | | | 278 H | Wagner | 3 2 |
| | | | LAST 15 GAMES | | | | | | | | |
| | | | 159 H | Richmond | 4 6 | 115 A | William & Mary | 12 5 | | | |
| | | | 159 H | Richmond | 2 1 | 284 H | Norfolk St. | 4 2 | | | |
| | | | 159 H | Richmond | 4 5 | 125 A | Rhode Island | 7 3 | | | |
| | | | 29 A | Virginia | 11 5 | | | | | | |
| | | | 281 A | La Salle | 2 1 | | | | | | |

Non-Div. I Games:

VCU

| | | | | |
|-----|---|----------|---|---|
| 281 | A | La Salle | 9 | 1 |
| 281 | A | La Salle | 4 | 1 |

| RPI | S | Opponent | Score | |
|-----|---|-------------|-------|---|
| 281 | A | La Salle | 2 | 1 |
| 281 | A | La Salle | 9 | 1 |
| 281 | A | La Salle | 4 | 1 |
| 284 | H | Norfolk St. | 4 | 2 |

VCU

V
C
U

V
C
U

| Average RPI Win: 178 | | WON-LOST | WINNING | LAST 15 | STRENGTH OF | | OPP. STRENGTH | TEAM | ADJ | | CONF. | ADJ CONF. | | |
|----------------------|---|--------------|-----------|---------|----------------|---|---------------|-------|-------------|--------|----------|--------------|-------|----|
| Average RPI Loss: 98 | | RECORD | PCT. RANK | GAMES | SCHEDULE | | OF SCHEDULE | RPI | RPI | | RPI | RPI | | |
| DIV. I ONLY | | 28-10-0 | .73684 | 16 | 9-6-0 | | 249 | 67 | 89 | .53129 | 89 | 11 | 11 | |
| DIV. I NON-CONF. | | 25-5-0 | .83333 | 10 | 6-1-0 | | 264 | 47 | 62 | .54867 | 62 | 13 | 13 | |
| TOTALS | | RPI 1-25 | RPI 26-50 | | W-L RECORDS | | RPI 51-100 | | RPI 101-150 | | RPI 150+ | | | |
| 28-10-0 | | 1-3-0 | 0-0-0 | | OVERALL | | 6-3-0 | | 3-1-0 | | 18-3-0 | | | |
| 18-5-0 | | 1-3-0 | 0-0-0 | | HOME | | 5-2-0 | | 2-0-0 | | 10-0-0 | | | |
| 9-4-0 | | 0-0-0 | 0-0-0 | | AWAY | | 1-0-0 | | 1-1-0 | | 7-3-0 | | | |
| 1-1-0 | | 0-0-0 | 0-0-0 | | NEUTRAL | | 0-1-0 | | 0-0-0 | | 1-0-0 | | | |
| 25-5-0 | | 1-3-0 | 0-0-0 | | NON-CONFERENCE | | 5-1-0 | | 2-0-0 | | 17-1-0 | | | |
| 17-3-0 | | 1-3-0 | 0-0-0 | | HOME | | 4-0-0 | | 2-0-0 | | 10-0-0 | | | |
| 7-1-0 | | 0-0-0 | 0-0- | | AWAY | | 1-0-0 | | 0-0-0 | | 6-1-0 | | | |
| 1-1-0 | | 0-0-0 | 0-0-0 | | NEUTRAL | | 0-1-0 | | 0-0-0 | | 1-0-0 | | | |
| 3-5-0 | | 0-0-0 | 0-0-0 | | CONFERENCE | | 1-2-0 | | 1-1-0 | | 1-2-0 | | | |
| 1-2-0 | | 0-0-0 | 0-0-0 | | HOME | | 1-2-0 | | 0-0-0 | | 0-0-0 | | | |
| 2-3-0 | | 0-0-0 | 0-0-0 | | AWAY | | 0-0-0 | | 1-1-0 | | 1-2-0 | | | |
| 0-0-0 | | 0-0-0 | 0-0-0 | | NEUTRAL | | 0-0-0 | | 0-0-0 | | 0-0-0 | | | |
| RPI | S | Opponent | Score | | RPI | S | Opponent | Score | | RPI | S | Opponent | Score | |
| 23 | H | Minnesota | 5 | 4 | | | | | | 65 | N | UConn | 4 | 12 |
| 23 | H | Minnesota | 5 | 12 | | | | | | 67 | A | Austin Peay | 11 | 4 |
| 23 | H | Minnesota | 5 | 7 | | | | | | 70 | H | Oral Roberts | 5 | 0 |
| 25 | H | Oklahoma St. | 5 | 6 | | | | | | 87 | H | Evansville | 10 | 6 |
| | | | | | | | | | | 87 | H | Evansville | 5 | 14 |
| | | | | | | | | | | 87 | H | Evansville | 1 | 7 |
| | | | | | | | | | | 91 | H | Iowa | 8 | 6 |
| | | | | | | | | | | 91 | H | Iowa | 4 | 1 |
| | | | | | | | | | | 91 | H | Iowa | 5 | 4 |
| | | | | | | | | | | | | | | |
| | | | | | | | | | | | | | | |
| | | | | | | | | | | | | | | |
| | | | | | | | | | | | | | | |
| | | | | | | | | | | | | | | |
| | | | | | | | | | | | | | | |
| | | | | | | | | | | | | | | |
| | | | | | | | | | | | | | | |
| | | | | | | | | | | | | | | |
| | | | | | | | | | | | | | | |
| | | | | | | | | | | | | | | |
| | | | | | | | | | | | | | | |
| | | | | | | | | | | | | | | |
| | | | | | | | | | | | | | | |
| | | | | | | | | | | | | | | |
| | | | | | | | | | | | | | | |
| | | | | | | | | | | | | | | |
| | | | | | | | | | | | | | | |
| | | | | | | | | | | | | | | |
| | | | | | | | | | | | | | | |
| | | | | | | | | | | | | | | |
| | | | | | | | | | | | | | | |
| | | | | | | | | | | | | | | |
| | | | | | | | | | | | | | | |
| | | | | | | | | | | | | | | |
| | | | | | | | | | | | | | | |
| | | | | | | | | | | | | | | |
| | | | | | | | | | | | | | | |
| | | | | | | | | | | | | | | |
| | | | | | | | | | | | | | | |
| | | | | | | | | | | | | | | |
| | | | | | | | | | | | | | | |
| | | | | | | | | | | | | | | |
| | | | | | | | | | | | | | | |
| | | | | | | | | | | | | | | |
| | | | | | | | | | | | | | | |
| | | | | | | | | | | | | | | |
| | | | | | | | | | | | | | | |
| | | | | | | | | | | | | | | |
| | | | | | | | | | | | | | | |
| | | | | | | | | | | | | | | |
| | | | | | | | | | | | | | | |
| | | | | | | | | | | | | | | |
| | | | | | | | | | | | | | | |
| | | | | | | | | | | | | | | |
| | | | | | | | | | | | | | | |
| | | | | | | | | | | | | | | |
| | | | | | | | | | | | | | | |
| | | | | | | | | | | | | | | |
| | | | | | | | | | | | | | | |
| | | | | | | | | | | | | | | |
| | | | | | | | | | | | | | | |
| | | | | | | | | | | | | | | |
| | | | | | | | | | | | | | | |
| | | | | | | | | | | | | | | |
| | | | | | | | | | | | | | | |
| | | | | | | | | | | | | | | |

Non-Div. I Games:

Missouri St.

| | | | | |
|-----|---|-------------|----|---|
| 164 | A | Wichita St. | 2 | 9 |
| 102 | H | Missouri | 16 | 1 |

M
i
s
s
o
u
r
i
s
t
.

M
i
s
s
o
u
r
i
s
t
.

| Average RPI Win: | 175 | WON-LOST RECORD | WINNING PCT. RANK | LAST 15 GAMES | STRENGTH OF SCHEDULE | OPP. STRENGTH OF SCHEDULE | TEAM RPI | ADJ RPI | CONF. RPI | ADJ CONF. RPI | | |
|------------------|----------|-----------------|-------------------|----------------|----------------------|---------------------------|----------|-------------|-----------|---------------|-------|---|
| DIV. I ONLY | | 20-17-0 | .54054 | 117 | 10-5-0 | 118 | 114 | 90 | .53028 | 90 | 6 | 6 |
| DIV. I NON-CONF. | | 14-11-0 | .56 | 114 | 6-0-0 | 199 | 100 | 113 | .52378 | 113 | 6 | 6 |
| <hr/> | | | | | | | | | | | | |
| TOTALS | RPI 1-25 | RPI 26-50 | | W-L RECORDS | | RPI 51-100 | | RPI 101-150 | | RPI 150+ | | |
| 20-17-0 | 0-2-0 | 1-4-0 | | OVERALL | | 8-8-0 | | 1-2-0 | | 10-1-0 | | |
| 9-2-0 | 0-0-0 | 0-0-0 | | HOME | | 4-2-0 | | 0-0-0 | | 5-0-0 | | |
| 7-12-0 | 0-2-0 | 1-2-0 | | AWAY | | 4-6-0 | | 1-2-0 | | 1-0-0 | | |
| 4-3-0 | 0-0-0 | 0-2-0 | | NEUTRAL | | 0-0-0 | | 0-0-0 | | 4-1-0 | | |
| 14-11-0 | 0-2-0 | 1-4-0 | | NON-CONFERENCE | | 2-2-0 | | 1-2-0 | | 10-1-0 | | |
| 5-0-0 | 0-0-0 | 0-0-0 | | HOME | | 0-0-0 | | 0-0-0 | | 5-0-0 | | |
| 5-8-0 | 0-2-0 | 1-0- | | AWAY | | 2-2-0 | | 1-2-0 | | 1-0-0 | | |
| 4-3-0 | 0-0-0 | 0-2-0 | | NEUTRAL | | 0-0-0 | | 0-0-0 | | 4-1-0 | | |
| 6-6-0 | 0-0-0 | 0-0-0 | | CONFERENCE | | 6-6-0 | | 0-0-0 | | 0-0-0 | | |
| 4-2-0 | 0-0-0 | 0-0-0 | | HOME | | 4-2-0 | | 0-0-0 | | 0-0-0 | | |
| 2-4-0 | 0-0-0 | 0-0-0 | | AWAY | | 2-4-0 | | 0-0-0 | | 0-0-0 | | |
| 0-0-0 | 0-0-0 | 0-0-0 | | NEUTRAL | | 0-0-0 | | 0-0-0 | | 0-0-0 | | |
| RPI | S | Opponent | Score | RPI | S | Opponent | Score | RPI | S | Opponent | Score | |
| 11 | A | Coastal Caro. | 4 12 | 38 | A | Tulane | 5 6 | 85 | A | Nebraska | 6 4 | |
| 11 | A | Coastal Caro. | 4 10 | 38 | A | Tulane | 0 3 | 85 | A | Nebraska | 8 9 | |
| | | | | 38 | A | Tulane | 5 2 | 85 | A | Nebraska | 7 9 | |
| | | | | 46 | N | UNCG | 9 20 | 91 | A | Iowa | 10 4 | |
| | | | | 46 | N | UNCG | 4 5 | 91 | A | Iowa | 3 4 | |
| | | | | | | | | 91 | A | Iowa | 3 4 | |
| | | | | | | | | 93 | H | Penn St. | 6 1 | |
| | | | | | | | | 93 | H | Penn St. | 5 0 | |
| | | | | | | | | 93 | H | Penn St. | 3 5 | |
| | | | | | | | | 94 | A | FGCU | 2 3 | |
| | | | | | | | | 94 | A | FGCU | 4 2 | |
| | | | | | | | | 94 | A | FGCU | 4 2 | |
| | | | | | | | | 98 | A | Indiana St. | 4 5 | |
| | | | | | | | | 100 | H | Ohio St. | 5 3 | |
| | | | | | | | | 100 | H | Ohio St. | 1 0 | |
| | | | | | | | | 100 | H | Ohio St. | 1 9 | |
| <hr/> | | | | | | | | | | | | |
| LAST 15 GAMES | | | | | | | | | | | | |
| | | | | 100 | H | Ohio St. | 5 3 | 247 | H | Illinois St. | 7 1 | |
| | | | | 100 | H | Ohio St. | 1 9 | 91 | A | Iowa | 3 4 | |
| | | | | 100 | H | Ohio St. | 1 0 | 91 | A | Iowa | 10 4 | |
| | | | | 267 | N | Eastern Ill. | 5 4 | | | | | |
| | | | | 269 | H | Saint Louis | 6 2 | | | | | |

Non-Div. I Games:

Illinois

| | | | | |
|-----|---|-------------|---|---|
| 269 | H | Saint Louis | 3 | 1 |
| 269 | H | Saint Louis | 6 | 4 |

I
l
l
i
n
o
i
s

I
l
l
i
n
o
i
s

**I
o
w
a**

I
o
w
a

Iowa

| | | | | |
|-----|---|-----------|----|---|
| 117 | A | Indiana | 1 | 7 |
| 170 | H | Air Force | 22 | 2 |

I
o
w
a

I
o
w
a

| Average RPI Win: 172 | | WON-LOST | WINNING | LAST 15 | STRENGTH OF | | OPP. STRENGTH | TEAM | ADJ | | CONF. | ADJ CONF. |
|----------------------|----------------|----------|-----------|-----------|----------------|-------|----------------|-------|-------------|------------------|----------|-----------|
| Average RPI Loss: 43 | | RECORD | PCT. RANK | GAMES | SCHEDULE | | OF SCHEDULE | RPI | RPI | | RPI | RPI |
| DIV. I ONLY | | 24-16-0 | .6 | 82 | 6-9-0 | | 120 | 20 | 92 | | .52967 | 92 |
| DIV. I NON-CONF. | | 18-4-0 | .81818 | 14 | 3-0-0 | | 294 | 128 | 128 | | .51119 | 128 |
| TOTALS | | RPI 1-25 | RPI 26-50 | | W-L RECORDS | | RPI 51-100 | | RPI 101-150 | | RPI 150+ | |
| 24-16-0 | | 3-10-0 | 2-1-0 | | OVERALL | | 1-2-0 | | 5-2-0 | | 13-1-0 | |
| 18-8-0 | | 1-3-0 | 0-0-0 | | HOME | | 0-2-0 | | 5-2-0 | | 12-1-0 | |
| 3-8-0 | | 0-7-0 | 2-1-0 | | AWAY | | 0-0-0 | | 0-0-0 | | 1-0-0 | |
| 3-0-0 | | 2-0-0 | 0-0-0 | | NEUTRAL | | 1-0-0 | | 0-0-0 | | 0-0-0 | |
| 18-4-0 | | 3-1-0 | 0-0-0 | | NON-CONFERENCE | | 1-2-0 | | 1-0-0 | | 13-1-0 | |
| 14-3-0 | | 1-0-0 | 0-0-0 | | HOME | | 0-2-0 | | 1-0-0 | | 12-1-0 | |
| 1-1-0 | | 0-1-0 | 0-0- | | AWAY | | 0-0-0 | | 0-0-0 | | 1-0-0 | |
| 3-0-0 | | 2-0-0 | 0-0-0 | | NEUTRAL | | 1-0-0 | | 0-0-0 | | 0-0-0 | |
| 6-12-0 | | 0-9-0 | 2-1-0 | | CONFERENCE | | 0-0-0 | | 4-2-0 | | 0-0-0 | |
| 4-5-0 | | 0-3-0 | 0-0-0 | | HOME | | 0-0-0 | | 4-2-0 | | 0-0-0 | |
| 2-7-0 | | 0-6-0 | 2-1-0 | | AWAY | | 0-0-0 | | 0-0-0 | | 0-0-0 | |
| 0-0-0 | | 0-0-0 | 0-0-0 | | NEUTRAL | | 0-0-0 | | 0-0-0 | | 0-0-0 | |
| RPI S | Opponent | Score | RPI S | Opponent | Score | RPI S | Opponent | Score | RPI S | Opponent | Score | |
| 1 H | Florida | 2 8 | 36 A | Kentucky | 1 0 | 51 H | Gonzaga | 10 15 | 102 H | Missouri | 1 10 | |
| 1 H | Florida | 2 9 | 36 A | Kentucky | 2 0 | 74 H | Louisiana Tech | 2 3 | 102 H | Missouri | 7 6 | |
| 1 H | Florida | 8 12 | 36 A | Kentucky | 4 5 | 78 N | Houston | 12 3 | 102 H | Missouri | 5 8 | |
| 3 A | South Carolina | 6 10 | | | | | | | 108 H | Auburn | 3 1 | |
| 3 A | South Carolina | 2 6 | | | | | | | 108 H | Auburn | 3 2 | |
| 3 A | South Carolina | 6 8 | | | | | | | 108 H | Auburn | 14 7 | |
| 5 A | Ole Miss | 3 7 | | | | | | | 142 H | La.-Monroe | 3 1 | |
| 5 A | Ole Miss | 7 8 | | | | | | | 213 A | Memphis | 12 4 | |
| 5 A | Ole Miss | 9 14 | | | | | | | 221 H | Grambling | 3 2 | |
| 15 N | Texas Tech | 10 6 | | | | | | | 221 H | Grambling | 14 4 | |
| 18 N | Rice | 5 2 | | | | | | | 259 H | Western Ill. | 9 3 | |
| 20 H | Creighton | 6 2 | | | | | | | 259 H | Western Ill. | 3 2 | |
| 25 A | Oklahoma St. | 4 5 | | | | | | | 259 H | Western Ill. | 3 0 | |
| | | | | | | | | | 263 H | Central Mich. | 9 4 | |
| | | | | | | | | | 263 H | Central Mich. | 4 3 | |
| | | | | | | | | | 263 H | Central Mich. | 6 1 | |
| | | | | | | | | | 267 H | Eastern Ill. | 8 10 | |
| | | | | | | | | | 267 H | Eastern Ill. | 5 2 | |
| | | | | | | | | | 267 H | Eastern Ill. | 3 2 | |
| | | | | | | | | | 300 H | Mississippi Val. | 20 0 | |
| | | | | | | | | | 300 H | Mississippi Val. | 21 4 | |
| LAST 15 GAMES | | | | | | | | | | | | |
| | | | 36 A | Kentucky | 2 0 | 142 H | La.-Monroe | 3 1 | | | | |
| | | | 36 A | Kentucky | 4 5 | 5 A | Ole Miss | 7 8 | | | | |
| | | | 36 A | Kentucky | 1 0 | 5 A | Ole Miss | 9 14 | | | | |
| | | | 20 H | Creighton | 6 2 | | | | | | | |
| | | | 1 H | Florida | 2 8 | | | | | | | |

Non-Div. I Games:

Arkansas

| | | |
|-------------|---|----|
| 1 H Florida | 2 | 9 |
| 1 H Florida | 8 | 12 |

A
r
k
a
n
s
a
s

A
r
k
a
n
s
a
s

| Average RPI Win: 188 | | WON-LOST | WINNING | LAST 15 | STRENGTH OF | | OPP. STRENGTH | TEAM | ADJ | | CONF. | ADJ CONF. |
|----------------------|----------------|----------|-----------|------------|----------------|-------|---------------|-------|-------------|-----------------|----------|-----------|
| Average RPI Loss: 75 | | RECORD | PCT. RANK | GAMES | SCHEDULE | | OF SCHEDULE | RPI | RPI | | RPI | RPI |
| DIV. I ONLY | | 24-17-0 | .58537 | 88 | 10-5-0 | | 140 | 126 | 93 | | .52929 | 93 |
| DIV. I NON-CONF. | | 15-11-0 | .57692 | 103 | 4-1-0 | | 85 | 146 | 77 | | .53966 | 77 |
| TOTALS | | RPI 1-25 | RPI 26-50 | | W-L RECORDS | | RPI 51-100 | | RPI 101-150 | | RPI 150+ | |
| 24-17-0 | | 0-3-0 | 2-3-0 | | OVERALL | | 4-8-0 | | 3-0-0 | | 15-3-0 | |
| 13-3-0 | | 0-0-0 | 1-0-0 | | HOME | | 1-2-0 | | 3-0-0 | | 8-1-0 | |
| 8-11-0 | | 0-3-0 | 1-2-0 | | AWAY | | 3-5-0 | | 0-0-0 | | 4-1-0 | |
| 3-3-0 | | 0-0-0 | 0-1-0 | | NEUTRAL | | 0-1-0 | | 0-0-0 | | 3-1-0 | |
| 15-11-0 | | 0-3-0 | 2-3-0 | | NON-CONFERENCE | | 1-2-0 | | 3-0-0 | | 9-3-0 | |
| 9-1-0 | | 0-0-0 | 1-0-0 | | HOME | | 0-0-0 | | 3-0-0 | | 5-1-0 | |
| 3-7-0 | | 0-3-0 | 1-0- | | AWAY | | 1-1-0 | | 0-0-0 | | 1-1-0 | |
| 3-3-0 | | 0-0-0 | 0-1-0 | | NEUTRAL | | 0-1-0 | | 0-0-0 | | 3-1-0 | |
| 9-6-0 | | 0-0-0 | 0-0-0 | | CONFERENCE | | 3-6-0 | | 0-0-0 | | 6-0-0 | |
| 4-2-0 | | 0-0-0 | 0-0-0 | | HOME | | 1-2-0 | | 0-0-0 | | 3-0-0 | |
| 5-4-0 | | 0-0-0 | 0-0-0 | | AWAY | | 2-4-0 | | 0-0-0 | | 3-0-0 | |
| 0-0-0 | | 0-0-0 | 0-0-0 | | NEUTRAL | | 0-0-0 | | 0-0-0 | | 0-0-0 | |
| RPI S | Opponent | Score | RPI S | Opponent | Score | RPI S | Opponent | Score | RPI S | Opponent | Score | |
| 3 A | South Carolina | 1 7 | 26 A | UNCW | 2 11 | 64 A | Duke | 2 1 | 119 H | West Virginia | 5 4 | |
| 3 A | South Carolina | 2 4 | 26 A | UNCW | 5 4 | 68 A | Rutgers | 4 6 | 125 H | Rhode Island | 5 3 | |
| 3 A | South Carolina | 5 16 | 26 A | UNCW | 1 5 | 68 A | Rutgers | 0 5 | 139 H | Binghamton | 5 2 | |
| | | | 33 H | Pittsburgh | 7 0 | 68 A | Rutgers | 7 5 | 157 N | Monmouth | 1 3 | |
| | | | 35 N | Bryant | 1 3 | 72 H | Michigan St. | 0 7 | 159 A | Richmond | 5 6 | |
| | | | | | | 72 H | Michigan St. | 7 6 | 222 H | Niagara | 3 4 | |
| | | | | | | 72 H | Michigan St. | 2 5 | 222 H | Niagara | 16 4 | |
| | | | | | | 84 A | Kent St. | 9 10 | 222 H | Niagara | 4 1 | |
| | | | | | | 90 A | Illinois | 0 5 | 240 N | Army West Point | 11 0 | |
| | | | | | | 90 A | Illinois | 5 3 | 240 N | Army West Point | 5 4 | |
| | | | | | | 90 A | Illinois | 1 6 | 245 H | Youngstown St. | 6 1 | |
| | | | | | | 96 N | Princeton | 2 6 | 251 A | Northwestern | 11 3 | |
| | | | | | | | | | 251 A | Northwestern | 8 2 | |
| | | | | | | | | | 251 A | Northwestern | 4 2 | |
| | | | | | | | | | 256 H | Purdue | 3 1 | |
| | | | | | | | | | 256 H | Purdue | 7 6 | |
| | | | | | | | | | 256 H | Purdue | 7 2 | |
| | | | | | | | | | 261 A | Lafayette | 20 12 | |
| | | | | | | | | | 266 N | NYIT | 15 2 | |
| | | | | | | | | | 277 H | Bucknell | 9 5 | |
| | | | | | | | | | 277 H | Bucknell | 8 1 | |
| LAST 15 GAMES | | | | | | | | | | | | |
| | | | 68 A | Rutgers | 7 5 | 251 A | Northwestern | 4 2 | | | | |
| | | | 68 A | Rutgers | 4 6 | 277 H | Bucknell | 8 1 | | | | |
| | | | 68 A | Rutgers | 0 5 | 72 H | Michigan St. | 7 6 | | | | |
| | | | 84 A | Kent St. | 9 10 | | | | | | | |
| | | | 277 H | Bucknell | 9 5 | | | | | | | |

Non-Div. I Games:

Penn St.

| | | |
|--------------------|----|---|
| 251 A Northwestern | 11 | 3 |
| 251 A Northwestern | 8 | 2 |

P
e
n
n
s
t
.

P
e
n
n
s
t
.

| Average RPI Win: 184 | | WON-LOST RECORD | | WINNING PCT. RANK | | LAST 15 GAMES | | STRENGTH OF SCHEDULE | | OPP. STRENGTH OF SCHEDULE | | TEAM RPI | | ADJ RPI | | CONF. RPI | | ADJ CONF. RPI | | | | | |
|----------------------|---|-----------------|--|-------------------|----|----------------|---|----------------------|--|---------------------------|---|----------|---|---------------|--|-----------|----|---------------|---|-----------------|----|----|--|
| DIV. I ONLY | | 19-21-0 | | .475 166 | | 6-9-0 | | 35 | | 152 | | 94 | | .5279 94 | | 17 | | 17 | | | | | |
| DIV. I NON-CONF. | | 14-17-0 | | .45161 174 | | 1-5-0 | | 20 | | 160 | | 88 | | .53411 88 | | 16 | | 16 | | | | | |
| TOTALS | | RPI 1-25 | | RPI 26-50 | | W-L RECORDS | | RPI 51-100 | | RPI 101-150 | | RPI 150+ | | | | | | | | | | | |
| 19-21-0 | | 0-5-0 | | 1-1-0 | | OVERALL | | 2-10-0 | | 2-1-0 | | 14-4-0 | | | | | | | | | | | |
| 12-6-0 | | 0-1-0 | | 1-0-0 | | HOME | | 2-3-0 | | 2-1-0 | | 7-1-0 | | | | | | | | | | | |
| 7-14-0 | | 0-4-0 | | 0-1-0 | | AWAY | | 0-6-0 | | 0-0-0 | | 7-3-0 | | | | | | | | | | | |
| 0-1-0 | | 0-0-0 | | 0-0-0 | | NEUTRAL | | 0-1-0 | | 0-0-0 | | 0-0-0 | | | | | | | | | | | |
| 14-17-0 | | 0-5-0 | | 1-1-0 | | NON-CONFERENCE | | 2-7-0 | | 0-0-0 | | 11-4-0 | | | | | | | | | | | |
| 7-5-0 | | 0-1-0 | | 1-0-0 | | HOME | | 2-3-0 | | 0-0-0 | | 4-1-0 | | | | | | | | | | | |
| 7-11-0 | | 0-4-0 | | 0-0- | | AWAY | | 0-3-0 | | 0-0-0 | | 7-3-0 | | | | | | | | | | | |
| 0-1-0 | | 0-0-0 | | 0-0-0 | | NEUTRAL | | 0-1-0 | | 0-0-0 | | 0-0-0 | | | | | | | | | | | |
| 5-4-0 | | 0-0-0 | | 0-0-0 | | CONFERENCE | | 0-3-0 | | 2-1-0 | | 3-0-0 | | | | | | | | | | | |
| 5-1-0 | | 0-0-0 | | 0-0-0 | | HOME | | 0-0-0 | | 2-1-0 | | 3-0-0 | | | | | | | | | | | |
| 0-3-0 | | 0-0-0 | | 0-0-0 | | AWAY | | 0-3-0 | | 0-0-0 | | 0-0-0 | | | | | | | | | | | |
| 0-0-0 | | 0-0-0 | | 0-0-0 | | NEUTRAL | | 0-0-0 | | 0-0-0 | | 0-0-0 | | | | | | | | | | | |
| RPI | S | Opponent | | Score | | RPI | S | Opponent | | Score | | RPI | S | Opponent | | Score | | | | | | | |
| 1 | A | Florida | | 2 | 4 | 27 | A | Fla. Atlantic | | 2 | 5 | 61 | A | Jacksonville | | 3 | 6 | 149 | H | Stetson | 4 | 2 | |
| 1 | A | Florida | | 4 | 8 | 27 | H | Fla. Atlantic | | 3 | 2 | 61 | A | Jacksonville | | 3 | 4 | 149 | H | Stetson | 3 | 5 | |
| 1 | A | Florida | | 3 | 12 | | | | | | | 61 | A | Jacksonville | | 0 | 5 | 149 | H | Stetson | 11 | 6 | |
| 7 | A | Miami (FL) | | 2 | 6 | | | | | | | 68 | H | Rutgers | | 2 | 9 | 165 | A | South Fla. | 13 | 6 | |
| 7 | H | Miami (FL) | | 0 | 4 | | | | | | | 68 | H | Rutgers | | 9 | 6 | 165 | H | South Fla. | 4 | 3 | |
| | | | | | | | | | | | | 72 | N | Michigan St. | | 6 | 7 | 169 | A | Florida A&M | 6 | 5 | |
| | | | | | | | | | | | | 87 | A | Evansville | | 0 | 1 | 169 | A | Florida A&M | 9 | 14 | |
| | | | | | | | | | | | | 87 | A | Evansville | | 1 | 5 | 169 | A | Florida A&M | 8 | 6 | |
| | | | | | | | | | | | | 87 | A | Evansville | | 7 | 13 | 206 | A | Bethune-Cookman | 15 | 5 | |
| | | | | | | | | | | | | 90 | H | Illinois | | 3 | 2 | 206 | A | Bethune-Cookman | 0 | 1 | |
| | | | | | | | | | | | | 90 | H | Illinois | | 2 | 4 | 206 | A | Bethune-Cookman | 9 | 6 | |
| | | | | | | | | | | | | 90 | H | Illinois | | 2 | 4 | 219 | H | Quinnipiac | 10 | 4 | |
| | | | | | | | | | | | | | | | | | | 219 | H | Quinnipiac | 9 | 10 | |
| | | | | | | | | | | | | | | | | | | 219 | H | Quinnipiac | 8 | 4 | |
| | | | | | | | | | | | | | | | | | | 219 | H | Quinnipiac | 10 | 3 | |
| | | | | | | | | | | | | | | | | | | 242 | H | NJIT | 6 | 5 | |
| | | | | | | | | | | | | | | | | | | 242 | H | NJIT | 4 | 3 | |
| | | | | | | | | | | | | | | | | | | 242 | H | NJIT | 10 | 1 | |
| | | | | | | | | | | | | | | | | | | 272 | A | ETSU | 7 | 4 | |
| | | | | | | | | | | | | | | | | | | 272 | A | ETSU | 4 | 6 | |
| | | | | | | | | | | | | | | | | | | 272 | A | ETSU | 11 | 10 | |
| | | | | | | LAST 15 GAMES | | | | | | | | | | | | | | | | | |
| | | | | | | 61 | A | Jacksonville | | 0 | 5 | 27 | H | Fla. Atlantic | | 3 | 2 | | | | | | |
| | | | | | | 61 | A | Jacksonville | | 3 | 6 | 149 | H | Stetson | | 3 | 5 | | | | | | |
| | | | | | | 61 | A | Jacksonville | | 3 | 4 | 149 | H | Stetson | | 4 | 2 | | | | | | |
| | | | | | | 27 | A | Fla. Atlantic | | 2 | 5 | | | | | | | | | | | | |
| | | | | | | 242 | H | NJIT | | 4 | 3 | | | | | | | | | | | | |

Non-Div. I Games:

FGCU

| | | |
|------------|----|---|
| 242 H NJIT | 6 | 5 |
| 242 H NJIT | 10 | 1 |

F
G
C
U

F
G
C
U

| Average RPI Win: 181 | | WON-LOST RECORD | | WINNING PCT. RANK | | LAST 15 GAMES | | STRENGTH OF SCHEDULE | | OPP. STRENGTH OF SCHEDULE | | TEAM RPI | | ADJ RPI | | CONF. RPI | | ADJ CONF. RPI | | | | | |
|----------------------|---|-----------------|--|-------------------|----|----------------|---|----------------------|--|---------------------------|----|---------------|---|--------------|---|-----------------|----|---------------|----|---------------|--|-------|---|
| DIV. I ONLY | | 25-14-0 | | .64103 56 | | 10-5-0 | | 187 | | 166 | | 95 | | .52584 95 | | 26 | | 26 | | | | | |
| DIV. I NON-CONF. | | 13-11-0 | | .54167 126 | | 1-2-0 | | 37 | | 157 | | 96 | | .52977 96 | | 26 | | 26 | | | | | |
| TOTALS | | RPI 1-25 | | RPI 26-50 | | W-L RECORDS | | RPI 51-100 | | RPI 101-150 | | RPI 150+ | | | | | | | | | | | |
| 25-14-0 | | 3-1-0 | | 2-4-0 | | OVERALL | | 0-0-0 | | 3-5-0 | | 17-4-0 | | | | | | | | | | | |
| 17-4-0 | | 3-1-0 | | 1-0-0 | | HOME | | 0-0-0 | | 3-2-0 | | 10-1-0 | | | | | | | | | | | |
| 8-9-0 | | 0-0-0 | | 1-4-0 | | AWAY | | 0-0-0 | | 0-3-0 | | 7-2-0 | | | | | | | | | | | |
| 0-1-0 | | 0-0-0 | | 0-0-0 | | NEUTRAL | | 0-0-0 | | 0-0-0 | | 0-1-0 | | | | | | | | | | | |
| 13-11-0 | | 3-1-0 | | 2-4-0 | | NON-CONFERENCE | | 0-0-0 | | 3-5-0 | | 5-1-0 | | | | | | | | | | | |
| 12-3-0 | | 3-1-0 | | 1-0-0 | | HOME | | 0-0-0 | | 3-2-0 | | 5-0-0 | | | | | | | | | | | |
| 1-7-0 | | 0-0-0 | | 1-0- | | AWAY | | 0-0-0 | | 0-3-0 | | 0-0-0 | | | | | | | | | | | |
| 0-1-0 | | 0-0-0 | | 0-0-0 | | NEUTRAL | | 0-0-0 | | 0-0-0 | | 0-1-0 | | | | | | | | | | | |
| 12-3-0 | | 0-0-0 | | 0-0-0 | | CONFERENCE | | 0-0-0 | | 0-0-0 | | 12-3-0 | | | | | | | | | | | |
| 5-1-0 | | 0-0-0 | | 0-0-0 | | HOME | | 0-0-0 | | 0-0-0 | | 5-1-0 | | | | | | | | | | | |
| 7-2-0 | | 0-0-0 | | 0-0-0 | | AWAY | | 0-0-0 | | 0-0-0 | | 7-2-0 | | | | | | | | | | | |
| 0-0-0 | | 0-0-0 | | 0-0-0 | | NEUTRAL | | 0-0-0 | | 0-0-0 | | 0-0-0 | | | | | | | | | | | |
| RPI | S | Opponent | | Score | | RPI | S | Opponent | | Score | | RPI | S | Opponent | | Score | | RPI | S | Opponent | | Score | |
| 23 | H | Minnesota | | 13 | 3 | 49 | A | Washington | | 4 | 12 | | | 101 | H | Oregon | | 4 | 6 | | | | |
| 23 | H | Minnesota | | 2 | 12 | 49 | H | Washington | | 3 | 2 | | | 120 | A | UC Irvine | | 0 | 4 | | | | |
| 23 | H | Minnesota | | 4 | 1 | 50 | A | St. Mary's (CA) | | 4 | 1 | | | 120 | A | UC Irvine | | 4 | 8 | | | | |
| 23 | H | Minnesota | | 5 | 4 | 50 | A | St. Mary's (CA) | | 2 | 5 | | | 120 | A | UC Irvine | | 2 | 3 | | | | |
| | | | | | | 50 | A | St. Mary's (CA) | | 5 | 10 | | | 135 | H | Oakland | | 10 | 1 | | | | |
| | | | | | | 50 | A | St. Mary's (CA) | | 0 | 1 | | | 135 | H | Oakland | | 4 | 5 | | | | |
| | | | | | | | | | | | | | | 135 | H | Oakland | | 2 | 0 | | | | |
| | | | | | | | | | | | | | | 135 | H | Oakland | | 7 | 1 | | | | |
| | | | | | | | | | | | | | | 154 | H | Grand Canyon | | 4 | 8 | | | | |
| | | | | | | | | | | | | | | 154 | H | Grand Canyon | | 10 | 3 | | | | |
| | | | | | | | | | | | | | | 154 | H | Grand Canyon | | 4 | 1 | | | | |
| | | | | | | | | | | | | | | 156 | A | Utah Valley | | 5 | 3 | | | | |
| | | | | | | | | | | | | | | 156 | A | Utah Valley | | 8 | 9 | | | | |
| | | | | | | | | | | | | | | 156 | A | Utah Valley | | 1 | 0 | | | | |
| | | | | | | | | | | | | | | 180 | H | Portland | | 4 | 3 | | | | |
| | | | | | | | | | | | | | | 180 | N | Portland | | 3 | 4 | | | | |
| | | | | | | | | | | | | | | 249 | A | North Dakota | | 12 | 6 | | | | |
| | | | | | | | | | | | | | | 249 | A | North Dakota | | 2 | 15 | | | | |
| | | | | | | | | | | | | | | 249 | A | North Dakota | | 7 | 5 | | | | |
| | | | | | | | | | | | | | | 253 | H | CSU Bakersfield | | 7 | 3 | | | | |
| | | | | | | | | | | | | | | 253 | H | CSU Bakersfield | | 10 | 4 | | | | |
| | | | | | | | | | | | | | | 253 | H | CSU Bakersfield | | 6 | 3 | | | | |
| | | | | | | | | | | | | | | 254 | H | Bowling Green | | 7 | 0 | | | | |
| | | | | | | | | | | | | | | 254 | H | Bowling Green | | 7 | 0 | | | | |
| | | | | | | | | | | | | | | 254 | H | Bowling Green | | 9 | 3 | | | | |
| | | | | | | | | | | | | | | 254 | H | Bowling Green | | 3 | 0 | | | | |
| | | | | | | | | | | | | | | 290 | A | Chicago St. | | 14 | 1 | | | | |
| LAST 15 GAMES | | | | | | LAST 15 GAMES | | | | | | LAST 15 GAMES | | | | | | LAST 15 GAMES | | | | | |
| | | | | | | 156 | A | Utah Valley | | 1 | 0 | 154 | H | Grand Canyon | | 10 | 3 | 254 | H | Bowling Green | | 7 | 0 |
| | | | | | | 156 | A | Utah Valley | | 5 | 3 | 49 | A | Washington | | 4 | 12 | 254 | H | Bowling Green | | 7 | 0 |
| | | | | | | 156 | A | Utah Valley | | 8 | 9 | 249 | A | North Dakota | | 2 | 15 | 254 | H | Bowling Green | | 9 | 3 |
| | | | | | | 180 | N | Portland | | 3 | 4 | | | | | | | 254 | H | Bowling Green | | 3 | 0 |
| | | | | | | 49 | H | Washington | | 3 | 2 | | | | | | | 290 | A | Chicago St. | | 14 | 1 |

Non-Div. I Games:

Seattle

Seattle

| | | | | |
|-----|---|--------------|---|---|
| 154 | H | Grand Canyon | 4 | 8 |
| 154 | H | Grand Canyon | 4 | 1 |

Through Games Of April 24, 2016

| RPI | S | Opponent | Score | |
|-----|---|-------------|-------|---|
| 290 | A | Chicago St. | 12 | 4 |
| 290 | A | Chicago St. | 12 | 2 |

Seattle

S
e
a
t
t
l
e

S
e
a
t
t
l
e

| Average RPI Win: 196 | | WON-LOST | WINNING | LAST 15 | STRENGTH OF | | OPP. STRENGTH | TEAM | ADJ | CONF. | ADJ CONF. |
|-----------------------|------------|----------|-----------|---------|----------------|-------|---------------|-------|-----------------|-----------------|-----------|
| Average RPI Loss: 142 | | RECORD | PCT. RANK | GAMES | SCHEDULE | | OF SCHEDULE | RPI | RPI | RPI | RPI |
| DIV. I ONLY | | 19-17-0 | .52778 | 127 | 8-7-0 | | 116 | 243 | 96 | .52543 | 96 |
| DIV. I NON-CONF. | | 9-11-0 | .45 | 176 | 2-1-0 | | 7 | 221 | 43 | .56345 | 43 |
| TOTALS | | RPI 1-25 | RPI 26-50 | | W-L RECORDS | | RPI 51-100 | | RPI 101-150 | | RPI 150+ |
| 19-17-0 | | 0-3-0 | 0-0-0 | | OVERALL | | 1-2-0 | | 2-3-0 | | 16-9-0 |
| 8-2-0 | | 0-0-0 | 0-0-0 | | HOME | | 0-0-0 | | 1-0-0 | | 7-2-0 |
| 10-14-0 | | 0-3-0 | 0-0-0 | | AWAY | | 0-2-0 | | 1-3-0 | | 9-6-0 |
| 1-1-0 | | 0-0-0 | 0-0-0 | | NEUTRAL | | 1-0-0 | | 0-0-0 | | 0-1-0 |
| 9-11-0 | | 0-3-0 | 0-0-0 | | NON-CONFERENCE | | 1-2-0 | | 2-3-0 | | 6-3-0 |
| 1-1-0 | | 0-0-0 | 0-0-0 | | HOME | | 0-0-0 | | 1-0-0 | | 0-1-0 |
| 7-9-0 | | 0-3-0 | 0-0- | | AWAY | | 0-2-0 | | 1-3-0 | | 6-1-0 |
| 1-1-0 | | 0-0-0 | 0-0-0 | | NEUTRAL | | 1-0-0 | | 0-0-0 | | 0-1-0 |
| 10-6-0 | | 0-0-0 | 0-0-0 | | CONFERENCE | | 0-0-0 | | 0-0-0 | | 10-6-0 |
| 7-1-0 | | 0-0-0 | 0-0-0 | | HOME | | 0-0-0 | | 0-0-0 | | 7-1-0 |
| 3-5-0 | | 0-0-0 | 0-0-0 | | AWAY | | 0-0-0 | | 0-0-0 | | 3-5-0 |
| 0-0-0 | | 0-0-0 | 0-0-0 | | NEUTRAL | | 0-0-0 | | 0-0-0 | | 0-0-0 |
| RPI S | Opponent | Score | | RPI S | Opponent | Score | | RPI S | Opponent | Score | |
| 2 A | Louisville | 2 | 4 | | | | | 56 A | Old Dominion | 6 | 7 |
| 2 A | Louisville | 0 | 11 | | | | | 56 A | Old Dominion | 4 | 10 |
| 2 A | Louisville | 1 | 9 | | | | | 93 N | Penn St. | 6 | 2 |
| | | | | | | | | | 111 H | Seton Hall | 7 4 |
| | | | | | | | | | 150 A | Navy | 0 7 |
| | | | | | | | | | 150 A | Navy | 4 1 |
| | | | | | | | | | 150 A | Navy | 0 1 |
| | | | | | | | | | 150 A | Navy | 0 1 |
| | | | | | | | | | 157 H | Monmouth | 3 7 |
| | | | | | | | | | 158 A | St. John's (NY) | 9 4 |
| | | | | | | | | | 159 A | Richmond | 5 3 |
| | | | | | | | | | 174 A | Georgetown | 3 4 |
| | | | | | | | | | 174 A | Georgetown | 4 0 |
| | | | | | | | | | 174 A | Georgetown | 7 3 |
| | | | | | | | | | 174 A | Georgetown | 8 4 |
| | | | | | | | | | 199 A | Yale | 1 6 |
| | | | | | | | | | 199 A | Yale | 3 6 |
| | | | | | | | | | 208 A | Columbia | 7 8 |
| | | | | | | | | | 208 A | Columbia | 4 5 |
| | | | | | | | | | 208 A | Columbia | 4 8 |
| | | | | | | | | | 208 A | Columbia | 6 2 |
| | | | | | | | | | 220 A | Rider | 7 2 |
| | | | | | | | | | 223 H | Penn | 2 5 |
| | | | | | | | | | 223 H | Penn | 5 1 |
| | | | | | | | | | 223 H | Penn | 7 2 |
| | | | | | | | | | 223 H | Penn | 3 1 |
| | | | | | | | | | 226 H | Harvard | 4 1 |
| | | | | | | | | | 226 H | Harvard | 14 5 |
| | | | | | | | | | 229 H | Dartmouth | 2 1 |
| | | | | | | | | | 229 H | Dartmouth | 9 8 |
| LAST 15 GAMES | | | | | | | | | | | |
| | | | | 208 A | Columbia | 7 | 8 | 223 H | Penn | 3 | 1 |
| | | | | 208 A | Columbia | 4 | 5 | 223 H | Penn | 7 | 2 |
| | | | | 208 A | Columbia | 6 | 2 | 158 A | St. John's (NY) | 9 | 4 |
| | | | | 208 A | Columbia | 4 | 8 | | | | |
| | | | | 220 A | Rider | 7 | 2 | | | | |

Non-Div. I Games:

Princeton

| | | | | |
|-----|---|------|---|---|
| 223 | H | Penn | 2 | 5 |
| 223 | H | Penn | 5 | 1 |

| RPI | S | Opponent | Score | |
|-----|---|----------|-------|---|
| 260 | A | Brown | 25 | 7 |
| 260 | A | Brown | 11 | 9 |
| 266 | N | NYIT | 1 | 2 |

Princeton

P
r
i
n
c
e
t
o
n

P
r
i
n
c
e
t
o
n

| Average RPI Win: | 145 | WON-LOST RECORD | WINNING PCT. RANK | LAST 15 GAMES | STRENGTH OF SCHEDULE | OPP. STRENGTH OF SCHEDULE | TEAM RPI | ADJ RPI | CONF. RPI | ADJ CONF. RPI | |
|-----------------------|----------|-----------------|-------------------|----------------|----------------------|---------------------------|-------------|---------|---------------------|---------------|--|
| DIV. I ONLY | | 20-20-0 | .5 142 | 9-6-0 | 127 | 66 | 97 | .52515 | 97 | 8 8 | |
| DIV. I NON-CONF. | | 10-12-0 | .45455 173 | 2-1-0 | 131 | 49 | 97 | .52954 | 97 | 8 8 | |
| <hr/> | | | | | | | | | | | |
| TOTALS | RPI 1-25 | RPI 26-50 | | W-L RECORDS | RPI 51-100 | | RPI 101-150 | | RPI 150+ | | |
| 20-20-0 | 1-2-0 | 1-2-0 | | OVERALL | 0-6-0 | | 10-7-0 | | 8-3-0 | | |
| 6-6-0 | 0-0-0 | 0-0-0 | | HOME | 0-0-0 | | 3-5-0 | | 3-1-0 | | |
| 14-14-0 | 1-2-0 | 1-2-0 | | AWAY | 0-6-0 | | 7-2-0 | | 5-2-0 | | |
| 0-0-0 | 0-0-0 | 0-0-0 | | NEUTRAL | 0-0-0 | | 0-0-0 | | 0-0-0 | | |
| 10-12-0 | 1-2-0 | 0-0-0 | | NON-CONFERENCE | 0-6-0 | | 5-3-0 | | 4-1-0 | | |
| 1-2-0 | 0-0-0 | 0-0-0 | | HOME | 0-0-0 | | 0-2-0 | | 1-0-0 | | |
| 9-10-0 | 1-2-0 | 0-0- | | AWAY | 0-6-0 | | 5-1-0 | | 3-1-0 | | |
| 0-0-0 | 0-0-0 | 0-0-0 | | NEUTRAL | 0-0-0 | | 0-0-0 | | 0-0-0 | | |
| 10-8-0 | 0-0-0 | 1-2-0 | | CONFERENCE | 0-0-0 | | 5-4-0 | | 4-2-0 | | |
| 5-4-0 | 0-0-0 | 0-0-0 | | HOME | 0-0-0 | | 3-3-0 | | 2-1-0 | | |
| 5-4-0 | 0-0-0 | 1-2-0 | | AWAY | 0-0-0 | | 2-1-0 | | 2-1-0 | | |
| 0-0-0 | 0-0-0 | 0-0-0 | | NEUTRAL | 0-0-0 | | 0-0-0 | | 0-0-0 | | |
| <hr/> | | | | | | | | | | | |
| RPI S | Opponent | Score | | RPI S | Opponent | Score | | RPI S | Opponent | Score | |
| 21 A | TCU | 5 | 3 | 43 A | BYU | 1 | 4 | 69 A | UCLA | 5 6 | |
| 21 A | TCU | 0 | 5 | 43 A | BYU | 4 | 7 | 71 A | Long Beach St. | 4 6 | |
| 21 A | TCU | 0 | 1 | 43 A | BYU | 10 | 5 | 85 A | Nebraska | 4 5 | |
| | | | | | | | | 85 A | Nebraska | 4 6 | |
| | | | | | | | | 85 A | Nebraska | 0 7 | |
| | | | | | | | | 85 A | Nebraska | 0 3 | |
| | | | | | | | | 112 H | Pepperdine | 8 9 | |
| | | | | | | | | 112 H | Pepperdine | 7 0 | |
| | | | | | | | | 112 H | Pepperdine | 0 6 | |
| | | | | | | | | 120 A | UC Irvine | 7 2 | |
| | | | | | | | | 120 H | UC Irvine | 1 5 | |
| | | | | | | | | 121 A | Southern California | 8 0 | |
| | | | | | | | | 121 H | Southern California | 3 4 | |
| | | | | | | | | 124 A | San Diego | 1 5 | |
| | | | | | | | | 124 A | San Diego | 8 5 | |
| | | | | | | | | 124 A | San Diego | 7 2 | |
| | | | | | | | | 136 A | FIU | 0 6 | |
| | | | | | | | | 136 A | FIU | 5 4 | |
| | | | | | | | | 136 A | FIU | 8 4 | |
| | | | | | | | | 136 A | FIU | 10 3 | |
| | | | | | | | | 137 H | San Francisco | 3 4 | |
| | | | | | | | | 137 H | San Francisco | 13 4 | |
| | | | | | | | | 137 H | San Francisco | 5 1 | |
| | | | | | | | | 179 A | Pacific | 9 1 | |
| | | | | | | | | 179 A | Pacific | 7 4 | |
| | | | | | | | | 179 A | Pacific | 1 7 | |
| | | | | | | | | 180 H | Portland | 1 3 | |
| | | | | | | | | 180 H | Portland | 8 1 | |
| | | | | | | | | 180 H | Portland | 3 0 | |
| | | | | | | | | 196 A | San Jose St. | 4 3 | |
| | | | | | | | | 196 A | San Jose St. | 5 8 | |
| | | | | | | | | 196 A | San Jose St. | 13 4 | |
| | | | | | | | | 198 H | UC Riverside | 2 1 | |
| <hr/> | | | | | | | | | | | |
| LAST 15 GAMES | | | | | | | | | | | |
| 179 A Pacific | | | | 7 4 | 69 A UCLA | | | | 5 6 | | |
| 179 A Pacific | | | | 9 1 | 137 H San Francisco | | | | 5 1 | | |
| 179 A Pacific | | | | 1 7 | 137 H San Francisco | | | | 3 4 | | |
| 253 A CSU Bakersfield | | | | 17 5 | | | | | | | |
| 112 H Pepperdine | | | | 8 9 | | | | | | | |

Non-Div. I Games:

Loyola Marymount

| | | |
|------------------|---|---|
| 112 H Pepperdine | 7 | 0 |
| 112 H Pepperdine | 0 | 6 |

| RPI | S | Opponent | Score | |
|-----|---|-----------------|-------|---|
| 253 | A | CSU Bakersfield | 17 | 5 |

Loyola Marymount

L
o
y
o
l
a
M
a
r
y
m
o
u
n
t

L
o
y
o
l
a
M
a
r
y
m
o
u
n
t

| Average RPI Win: | | 173 | WON-LOST RECORD | | WINNING PCT. RANK | LAST 15 GAMES | STRENGTH OF SCHEDULE | | OPP. STRENGTH OF SCHEDULE | TEAM RPI | ADJ RPI | CONF. RPI | ADJ CONF. RPI |
|-------------------|--------------------|----------|-----------------|----------------|-------------------|---------------|----------------------|-------|---------------------------|---------------|----------|-----------|---------------|
| Average RPI Loss: | | 100 | | | | | | | | | | | |
| DIV. I ONLY | | | 24-16-0 | | .6 | 82 | 10-5-0 | | 153 | 125 | 98 | .52458 | 98 |
| DIV. I NON-CONF. | | | 20-11-0 | | .64516 | 68 | 6-0-0 | | 177 | 119 | 85 | .53639 | 85 |
| TOTALS | | RPI 1-25 | RPI 26-50 | | W-L RECORDS | | RPI 51-100 | | RPI 101-150 | | RPI 150+ | | |
| 24-16-0 | | 2-3-0 | 0-3-0 | | OVERALL | | 4-3-0 | | 5-4-0 | | 13-3-0 | | |
| 8-8-0 | | 0-0-0 | 0-3-0 | | HOME | | 1-2-0 | | 0-1-0 | | 7-2-0 | | |
| 9-6-0 | | 2-3-0 | 0-0-0 | | AWAY | | 0-0-0 | | 4-3-0 | | 3-0-0 | | |
| 7-2-0 | | 0-0-0 | 0-0-0 | | NEUTRAL | | 3-1-0 | | 1-0-0 | | 3-1-0 | | |
| 20-11-0 | | 2-3-0 | 0-0-0 | | NON-CONFERENCE | | 4-3-0 | | 3-3-0 | | 11-2-0 | | |
| 6-4-0 | | 0-0-0 | 0-0-0 | | HOME | | 1-2-0 | | 0-1-0 | | 5-1-0 | | |
| 7-5-0 | | 2-3-0 | 0-0- | | AWAY | | 0-0-0 | | 2-2-0 | | 3-0-0 | | |
| 7-2-0 | | 0-0-0 | 0-0-0 | | NEUTRAL | | 3-1-0 | | 1-0-0 | | 3-1-0 | | |
| 4-5-0 | | 0-0-0 | 0-3-0 | | CONFERENCE | | 0-0-0 | | 2-1-0 | | 2-1-0 | | |
| 2-4-0 | | 0-0-0 | 0-3-0 | | HOME | | 0-0-0 | | 0-0-0 | | 2-1-0 | | |
| 2-1-0 | | 0-0-0 | 0-0-0 | | AWAY | | 0-0-0 | | 2-1-0 | | 0-0-0 | | |
| 0-0-0 | | 0-0-0 | 0-0-0 | | NEUTRAL | | 0-0-0 | | 0-0-0 | | 0-0-0 | | |
| RPI S | Opponent | Score | RPI S | Opponent | Score | RPI S | Opponent | Score | RPI S | Opponent | Score | | |
| 8 A | North Carolina St. | 3 8 | 40 H | Dallas Baptist | 2 3 | 52 N | Boston College | 3 5 | 103 A | Little Rock | 7 2 | | |
| 8 A | North Carolina St. | 11 7 | 40 H | Dallas Baptist | 5 10 | 70 N | Oral Roberts | 3 2 | 103 A | Little Rock | 5 6 | | |
| 25 A | Oklahoma St. | 2 9 | 40 H | Dallas Baptist | 6 7 | 70 N | Oral Roberts | 9 5 | 117 A | Indiana | 5 1 | | |
| 25 A | Oklahoma St. | 0 1 | | | | 85 H | Nebraska | 4 10 | 117 A | Indiana | 3 5 | | |
| 25 A | Oklahoma St. | 2 0 | | | | 85 H | Nebraska | 4 11 | 117 H | Indiana | 5 7 | | |
| | | | | | | 90 H | Illinois | 5 4 | 125 N | Rhode Island | 8 2 | | |
| | | | | | | 91 N | Iowa | 11 3 | 128 A | Southern Ill. | 5 1 | | |
| | | | | | | | | | 128 A | Southern Ill. | 3 0 | | |
| | | | | | | | | | 128 A | Southern Ill. | 6 7 | | |
| | | | | | | | | | 162 A | Campbell | 4 1 | | |
| | | | | | | | | | 188 N | Davidson | 7 1 | | |
| | | | | | | | | | 229 N | Dartmouth | 3 0 | | |
| | | | | | | | | | 243 H | Siena | 10 3 | | |
| | | | | | | | | | 243 H | Siena | 12 3 | | |
| | | | | | | | | | 243 H | Siena | 2 3 | | |
| | | | | | | | | | 246 N | Villanova | 5 6 | | |
| | | | | | | | | | 247 H | Illinois St. | 1 5 | | |
| | | | | | | | | | 247 H | Illinois St. | 3 2 | | |
| | | | | | | | | | 247 H | Illinois St. | 6 5 | | |
| | | | | | | | | | 256 A | Purdue | 22 4 | | |
| | | | | | | | | | 256 H | Purdue | 4 1 | | |
| | | | | | | | | | 280 A | Butler | 6 1 | | |
| | | | | | | | | | 280 H | Butler | 7 2 | | |
| | | | | | | | | | 280 H | Butler | 13 9 | | |
| | | | | | | | | | 290 N | Chicago St. | 14 5 | | |
| | | | LAST 15 GAMES | | | | | | | | | | |
| | | | 40 H | Dallas Baptist | 5 10 | 128 A | Southern Ill. | 5 1 | | | | | |
| | | | 40 H | Dallas Baptist | 6 7 | 128 A | Southern Ill. | 3 0 | | | | | |
| | | | 40 H | Dallas Baptist | 2 3 | 128 A | Southern Ill. | 6 7 | | | | | |
| | | | 256 A | Purdue | 22 4 | | | | | | | | |
| | | | 247 H | Illinois St. | 3 2 | | | | | | | | |

Non-Div. I Games:

Indiana St.

| | | |
|--------------------|---|---|
| 247 H Illinois St. | 6 | 5 |
| 247 H Illinois St. | 1 | 5 |

I
n
d
i
a
n
a
S
t
.

I
n
d
i
a
n
a
S
t
.

Marshall

| | | |
|--------------------|---|----|
| 27 H Fla. Atlantic | 2 | 10 |
| 27 H Fla. Atlantic | 3 | 6 |

M
a
r
s
h
a
l
l

M
a
r
s
h
a
l
l

| Average RPI Win: 162 | | WON-LOST | WINNING | LAST 15 | STRENGTH OF | | OPP. STRENGTH | TEAM | ADJ | CONF. | ADJ CONF. |
|-----------------------|---------------|----------|-----------|----------------|--------------|-------|---------------|-------|-----------------|--------|-----------|
| Average RPI Loss: 101 | | RECORD | PCT. RANK | GAMES | SCHEDULE | | OF SCHEDULE | RPI | RPI | RPI | RPI |
| DIV. I ONLY | | 25-14-1 | .6375 | 60 | 8-7-0 | | 213 | 86 | 100 | .52398 | 100 |
| DIV. I NON-CONF. | | 20-7-1 | .73214 | 34 | 5-1-0 | | 210 | 108 | 57 | .55082 | 57 |
| TOTALS | | RPI 1-25 | RPI 26-50 | | W-L RECORDS | | RPI 51-100 | | RPI 101-150 | | RPI 150+ |
| 25-14-1 | 1-1-0 | 1-0-0 | | OVERALL | | 3-9-0 | | 7-2-0 | | 13-2-1 | |
| 15-2-0 | 0-0-0 | 0-0-0 | | HOME | | 2-1-0 | | 3-0-0 | | 10-1-0 | |
| 5-9-0 | 1-1-0 | 0-0-0 | | AWAY | | 1-6-0 | | 2-2-0 | | 1-0-0 | |
| 5-3-1 | 0-0-0 | 1-0-0 | | NEUTRAL | | 0-2-0 | | 2-0-0 | | 2-1-1 | |
| 20-7-1 | 1-1-0 | 1-0-0 | | NON-CONFERENCE | | 0-3-0 | | 7-2-0 | | 11-1-1 | |
| 11-0-0 | 0-0-0 | 0-0-0 | | HOME | | 0-0-0 | | 3-0-0 | | 8-0-0 | |
| 4-4-0 | 1-1-0 | 0-0- | | AWAY | | 0-1-0 | | 2-2-0 | | 1-0-0 | |
| 5-3-1 | 0-0-0 | 1-0-0 | | NEUTRAL | | 0-2-0 | | 2-0-0 | | 2-1-1 | |
| 5-7-0 | 0-0-0 | 0-0-0 | | CONFERENCE | | 3-6-0 | | 0-0-0 | | 2-1-0 | |
| 4-2-0 | 0-0-0 | 0-0-0 | | HOME | | 2-1-0 | | 0-0-0 | | 2-1-0 | |
| 1-5-0 | 0-0-0 | 0-0-0 | | AWAY | | 1-5-0 | | 0-0-0 | | 0-0-0 | |
| 0-0-0 | 0-0-0 | 0-0-0 | | NEUTRAL | | 0-0-0 | | 0-0-0 | | 0-0-0 | |
| RPI S | Opponent | Score | | RPI S | Opponent | Score | | RPI S | Opponent | Score | |
| 11 A | Coastal Caro. | 2 | 3 | 33 N | Pittsburgh | 11 | 8 | 52 N | Boston College | 2 | 6 |
| 11 A | Coastal Caro. | 6 | 4 | | | | | 57 A | Maryland | 4 | 5 |
| | | | | | | | | 57 A | Maryland | 0 | 3 |
| | | | | | | | | 57 A | Maryland | 1 | 2 |
| | | | | | | | | 64 N | Duke | 1 | 8 |
| | | | | | | | | 68 H | Rutgers | 4 | 7 |
| | | | | | | | | 68 H | Rutgers | 11 | 3 |
| | | | | | | | | 68 H | Rutgers | 2 | 1 |
| | | | | | | | | 84 A | Kent St. | 3 | 8 |
| | | | | | | | | 90 A | Illinois | 9 | 1 |
| | | | | | | | | 90 A | Illinois | 3 | 5 |
| | | | | | | | | 90 A | Illinois | 0 | 1 |
| LAST 15 GAMES | | | | | | | | | | | |
| 90 A | Illinois | 3 | 5 | 113 H | Morehead St. | 7 | 3 | 111 N | Seton Hall | 9 | 3 |
| 90 A | Illinois | 9 | 1 | 113 H | Morehead St. | 1 | 0 | 113 H | Morehead St. | 7 | 3 |
| 90 A | Illinois | 0 | 1 | 57 A | Maryland | 4 | 5 | 113 H | Morehead St. | 1 | 0 |
| 123 H | Cincinnati | 9 | 0 | | | | | 123 H | Cincinnati | 9 | 0 |
| 68 H | Rutgers | 2 | 1 | | | | | 129 N | Liberty | 5 | 4 |
| | | | | | | | | 143 A | UNLV | 2 | 5 |
| | | | | | | | | 143 A | UNLV | 8 | 7 |
| | | | | | | | | 143 A | UNLV | 7 | 8 |
| | | | | | | | | 143 A | UNLV | 20 | 3 |
| | | | | | | | | 171 H | Xavier | 11 | 6 |
| | | | | | | | | 206 H | Bethune-Cookman | 11 | 2 |
| | | | | | | | | 206 H | Bethune-Cookman | 6 | 2 |
| | | | | | | | | 206 H | Bethune-Cookman | 13 | 5 |
| | | | | | | | | 222 N | Niagara | 10 | 7 |
| | | | | | | | | 230 H | Hofstra | 4 | 2 |
| | | | | | | | | 230 H | Hofstra | 12 | 1 |
| | | | | | | | | 230 H | Hofstra | 2 | 1 |
| | | | | | | | | 234 H | Toledo | 9 | 8 |
| | | | | | | | | 234 N | Toledo | 5 | 5 |
| | | | | | | | | 234 N | Toledo | 7 | 1 |
| | | | | | | | | 238 A | Ohio | 6 | 3 |
| | | | | | | | | 247 N | Illinois St. | 4 | 5 |
| | | | | | | | | 251 H | Northwestern | 5 | 4 |
| | | | | | | | | 251 H | Northwestern | 5 | 2 |
| | | | | | | | | 251 H | Northwestern | 5 | 6 |

Non-Div. I Games:

Ohio St.

| | | |
|--------------|----|---|
| 68 H Rutgers | 11 | 3 |
| 68 H Rutgers | 4 | 7 |

O
h
i
o
s
t
.

O
h
i
o
s
t
.

| Average RPI Win: 131 | | WON-LOST | WINNING | LAST 15 | STRENGTH OF | | OPP. STRENGTH | TEAM | ADJ | | CONF. | ADJ CONF. |
|----------------------|------------------|----------|-----------|---------------------|----------------|-------|---------------|-------|-------------|---------------------|----------|-----------|
| Average RPI Loss: 67 | | RECORD | PCT. RANK | GAMES | SCHEDULE | | OF SCHEDULE | RPI | RPI | | RPI | RPI |
| DIV. I ONLY | | 17-16-0 | .51515 | 134 | 6-8-0 | | 104 | 10 | 101 | | .52319 | 101 |
| DIV. I NON-CONF. | | 10-7-0 | .58824 | 94 | 1-2-0 | | 127 | 15 | 68 | | .54417 | 68 |
| TOTALS | | RPI 1-25 | RPI 26-50 | | W-L RECORDS | | RPI 51-100 | | RPI 101-150 | | RPI 150+ | |
| 17-16-0 | | 2-4-0 | 3-5-0 | | OVERALL | | 1-4-0 | | 4-2-0 | | 7-1-0 | |
| 12-6-0 | | 2-1-0 | 2-2-0 | | HOME | | 0-0-0 | | 4-2-0 | | 4-1-0 | |
| 5-10-0 | | 0-3-0 | 1-3-0 | | AWAY | | 1-4-0 | | 0-0-0 | | 3-0-0 | |
| 0-0-0 | | 0-0-0 | 0-0-0 | | NEUTRAL | | 0-0-0 | | 0-0-0 | | 0-0-0 | |
| 10-7-0 | | 2-4-0 | 0-1-0 | | NON-CONFERENCE | | 1-1-0 | | 0-0-0 | | 7-1-0 | |
| 6-2-0 | | 2-1-0 | 0-0-0 | | HOME | | 0-0-0 | | 0-0-0 | | 4-1-0 | |
| 4-5-0 | | 0-3-0 | 0-0- | | AWAY | | 1-1-0 | | 0-0-0 | | 3-0-0 | |
| 0-0-0 | | 0-0-0 | 0-0-0 | | NEUTRAL | | 0-0-0 | | 0-0-0 | | 0-0-0 | |
| 7-9-0 | | 0-0-0 | 3-4-0 | | CONFERENCE | | 0-3-0 | | 4-2-0 | | 0-0-0 | |
| 6-4-0 | | 0-0-0 | 2-2-0 | | HOME | | 0-0-0 | | 4-2-0 | | 0-0-0 | |
| 1-5-0 | | 0-0-0 | 1-2-0 | | AWAY | | 0-3-0 | | 0-0-0 | | 0-0-0 | |
| 0-0-0 | | 0-0-0 | 0-0-0 | | NEUTRAL | | 0-0-0 | | 0-0-0 | | 0-0-0 | |
| RPI S | Opponent | Score | RPI S | Opponent | Score | RPI S | Opponent | Score | RPI S | Opponent | Score | |
| 9 H | UC Santa Barbara | 13 1 | 44 H | California | 11 5 | 69 A | UCLA | 3 6 | 121 H | Southern California | 12 8 | |
| 9 H | UC Santa Barbara | 0 1 | 44 H | California | 4 3 | 69 A | UCLA | 2 4 | 121 H | Southern California | 4 3 | |
| 9 H | UC Santa Barbara | 3 1 | 44 H | California | 2 12 | 69 A | UCLA | 1 13 | 121 H | Southern California | 8 5 | |
| 13 A | Mississippi St. | 4 10 | 45 A | Notre Dame | 3 6 | 72 A | Michigan St. | 2 3 | 133 H | Utah | 9 5 | |
| 13 A | Mississippi St. | 3 9 | 48 H | Oregon St. | 10 11 | 95 A | Seattle | 6 4 | 133 H | Utah | 1 4 | |
| 13 A | Mississippi St. | 2 5 | 49 A | Washington | 4 7 | | | | 133 H | Utah | 0 2 | |
| | | | 49 A | Washington | 2 0 | | | | 180 H | Portland | 10 1 | |
| | | | 49 A | Washington | 6 9 | | | | 185 A | San Diego St. | 4 3 | |
| | | | | | | | | | 185 A | San Diego St. | 8 2 | |
| | | | | | | | | | 185 A | San Diego St. | 10 5 | |
| | | | | | | | | | 247 H | Illinois St. | 2 3 | |
| | | | | | | | | | 247 H | Illinois St. | 4 2 | |
| | | | | | | | | | 247 H | Illinois St. | 8 5 | |
| | | | | | | | | | 247 H | Illinois St. | 3 1 | |
| LAST 15 GAMES | | | | | | | | | | | | |
| | | | 69 A | UCLA | 1 13 | 44 H | California | 11 5 | | | | |
| | | | 69 A | UCLA | 2 4 | 44 H | California | 4 3 | | | | |
| | | | 69 A | UCLA | 3 6 | 44 H | California | 2 12 | | | | |
| | | | 48 H | Oregon St. | 10 11 | | | | | | | |
| | | | 121 H | Southern California | 8 5 | | | | | | | |

Non-Div. I Games:

Oregon

| | | |
|---------------------------|----|---|
| 121 H Southern California | 12 | 8 |
| 121 H Southern California | 4 | 3 |

O
r
e
g
o
n

O
r
e
g
o
n

| Average RPI Win: 181 | | WON-LOST | WINNING | LAST 15 | STRENGTH OF | | OPP. STRENGTH | TEAM | ADJ | CONF. | ADJ CONF. |
|----------------------|----------------|----------|---------------|-------------------|----------------|-------|---------------|-------|-------------|-----------------|-----------|
| Average RPI Loss: 64 | | RECORD | PCT. RANK | GAMES | SCHEDULE | | OF SCHEDULE | RPI | RPI | RPI | RPI |
| DIV. I ONLY | | 20-21-0 | .4878 | 155 | 6-9-0 | | 39 | 97 | 102 | .5223 | 102 |
| DIV. I NON-CONF. | | 16-7-0 | .69565 | 47 | 2-1-0 | | 221 | 271 | 129 | .51091 | 129 |
| TOTALS | | RPI 1-25 | RPI 26-50 | | W-L RECORDS | | RPI 51-100 | | RPI 101-150 | | RPI 150+ |
| 20-21-0 | | 0-12-0 | 1-1-0 | | OVERALL | | 2-2-0 | | 5-3-0 | | 12-3-0 |
| 10-11-0 | | 0-6-0 | 1-1-0 | | HOME | | 0-0-0 | | 2-1-0 | | 7-3-0 |
| 3-8-0 | | 0-6-0 | 0-0-0 | | AWAY | | 2-2-0 | | 1-0-0 | | 0-0-0 |
| 7-2-0 | | 0-0-0 | 0-0-0 | | NEUTRAL | | 0-0-0 | | 2-2-0 | | 5-0-0 |
| 16-7-0 | | 0-0-0 | 1-1-0 | | NON-CONFERENCE | | 0-1-0 | | 3-2-0 | | 12-3-0 |
| 8-4-0 | | 0-0-0 | 1-1-0 | | HOME | | 0-0-0 | | 0-0-0 | | 7-3-0 |
| 1-1-0 | | 0-0-0 | 0-0- | | AWAY | | 0-1-0 | | 1-0-0 | | 0-0-0 |
| 7-2-0 | | 0-0-0 | 0-0-0 | | NEUTRAL | | 0-0-0 | | 2-2-0 | | 5-0-0 |
| 4-14-0 | | 0-12-0 | 0-0-0 | | CONFERENCE | | 2-1-0 | | 2-1-0 | | 0-0-0 |
| 2-7-0 | | 0-6-0 | 0-0-0 | | HOME | | 0-0-0 | | 2-1-0 | | 0-0-0 |
| 2-7-0 | | 0-6-0 | 0-0-0 | | AWAY | | 2-1-0 | | 0-0-0 | | 0-0-0 |
| 0-0-0 | | 0-0-0 | 0-0-0 | | NEUTRAL | | 0-0-0 | | 0-0-0 | | 0-0-0 |
| RPI S | Opponent | Score | RPI S | Opponent | Score | RPI S | Opponent | Score | RPI S | Opponent | Score |
| 1 A | Florida | 2 6 | 37 H | Southeast Mo. St. | 13 6 | 89 A | Missouri St. | 1 16 | 108 H | Auburn | 9 11 |
| 1 A | Florida | 3 4 | 37 H | Southeast Mo. St. | 2 7 | 92 A | Arkansas | 10 1 | 108 H | Auburn | 2 0 |
| 1 A | Florida | 5 7 | | | | 92 A | Arkansas | 6 7 | 108 H | Auburn | 4 3 |
| 3 A | South Carolina | 2 9 | | | | 92 A | Arkansas | 8 5 | 111 N | Seton Hall | 1 9 |
| 3 A | South Carolina | 5 8 | | | | | | | 111 N | Seton Hall | 4 1 |
| 3 A | South Carolina | 1 5 | | | | | | | 111 N | Seton Hall | 7 0 |
| 14 H | LSU | 5 9 | | | | | | | 111 N | Seton Hall | 4 8 |
| 14 H | LSU | 2 15 | | | | | | | 136 A | FIU | 7 6 |
| 14 H | LSU | 5 7 | | | | | | | 195 H | Ill.-Chicago | 13 5 |
| 17 H | Vanderbilt | 0 2 | | | | | | | 195 H | Ill.-Chicago | 2 4 |
| 17 H | Vanderbilt | 6 8 | | | | | | | 195 H | Ill.-Chicago | 7 4 |
| 17 H | Vanderbilt | 7 17 | | | | | | | 195 H | Ill.-Chicago | 10 5 |
| | | | | | | | | | 230 N | Hofstra | 11 4 |
| | | | | | | | | | 230 N | Hofstra | 8 0 |
| | | | | | | | | | 230 N | Hofstra | 3 2 |
| | | | | | | | | | 230 N | Hofstra | 12 2 |
| | | | | | | | | | 238 H | SIUE | 9 6 |
| | | | | | | | | | 245 H | Youngstown St. | 2 3 |
| | | | | | | | | | 245 H | Youngstown St. | 3 4 |
| | | | | | | | | | 245 H | Youngstown St. | 8 3 |
| | | | | | | | | | 269 N | Saint Louis | 5 3 |
| | | | | | | | | | 276 H | Ark.-Pine Bluff | 2 0 |
| | | | | | | | | | 298 H | Alabama A&M | 5 3 |
| | | | LAST 15 GAMES | | | | | | | | |
| | | | 3 A | South Carolina | 2 9 | 108 H | Auburn | 4 3 | | | |
| | | | 3 A | South Carolina | 1 5 | 108 H | Auburn | 2 0 | | | |
| | | | 3 A | South Carolina | 5 8 | 108 H | Auburn | 9 11 | | | |
| | | | 14 H | LSU | 2 15 | | | | | | |
| | | | 14 H | LSU | 5 9 | | | | | | |

Non-Div. I Games:

Missouri

| | | | | |
|----|---|--------------|---|----|
| 14 | H | LSU | 5 | 7 |
| 89 | A | Missouri St. | 1 | 16 |

M
i
s
s
o
u
r
i

M
i
s
s
o
u
r
i

| Average RPI Win: 152 | | WON-LOST RECORD | | WINNING PCT. RANK | | LAST 15 GAMES | | STRENGTH OF SCHEDULE | | OPP. STRENGTH OF SCHEDULE | | TEAM RPI | | ADJ RPI | | CONF. RPI | | ADJ CONF. RPI | | | | | |
|----------------------|---|-----------------|--|-------------------|----|----------------|---|----------------------|--|---------------------------|----|----------|---|----------------|--|-----------|----|---------------|---|------------------|----|---|--|
| DIV. I ONLY | | 20-18-0 | | .52632 128 | | 8-7-0 | | 94 | | 171 | | 103 | | .52176 103 | | 10 | | 10 | | | | | |
| DIV. I NON-CONF. | | 7-10-0 | | .41176 201 | | 0-3-0 | | 184 | | 251 | | 244 | | .44902 243 | | 11 | | 11 | | | | | |
| TOTALS | | RPI 1-25 | | RPI 26-50 | | W-L RECORDS | | RPI 51-100 | | RPI 101-150 | | RPI 150+ | | | | | | | | | | | |
| 20-18-0 | | 2-1-0 | | 0-3-0 | | OVERALL | | 5-5-0 | | 2-2-0 | | 11-7-0 | | | | | | | | | | | |
| 11-7-0 | | 0-0-0 | | 0-0-0 | | HOME | | 4-2-0 | | 0-1-0 | | 7-4-0 | | | | | | | | | | | |
| 9-11-0 | | 2-1-0 | | 0-3-0 | | AWAY | | 1-3-0 | | 2-1-0 | | 4-3-0 | | | | | | | | | | | |
| 0-0-0 | | 0-0-0 | | 0-0-0 | | NEUTRAL | | 0-0-0 | | 0-0-0 | | 0-0-0 | | | | | | | | | | | |
| 7-10-0 | | 0-0-0 | | 0-0-0 | | NON-CONFERENCE | | 2-5-0 | | 0-1-0 | | 5-4-0 | | | | | | | | | | | |
| 6-6-0 | | 0-0-0 | | 0-0-0 | | HOME | | 1-2-0 | | 0-1-0 | | 5-3-0 | | | | | | | | | | | |
| 1-4-0 | | 0-0-0 | | 0-0- | | AWAY | | 1-3-0 | | 0-0-0 | | 0-1-0 | | | | | | | | | | | |
| 0-0-0 | | 0-0-0 | | 0-0-0 | | NEUTRAL | | 0-0-0 | | 0-0-0 | | 0-0-0 | | | | | | | | | | | |
| 13-8-0 | | 2-1-0 | | 0-3-0 | | CONFERENCE | | 3-0-0 | | 2-1-0 | | 6-3-0 | | | | | | | | | | | |
| 5-1-0 | | 0-0-0 | | 0-0-0 | | HOME | | 3-0-0 | | 0-0-0 | | 2-1-0 | | | | | | | | | | | |
| 8-7-0 | | 2-1-0 | | 0-3-0 | | AWAY | | 0-0-0 | | 2-1-0 | | 4-2-0 | | | | | | | | | | | |
| 0-0-0 | | 0-0-0 | | 0-0-0 | | NEUTRAL | | 0-0-0 | | 0-0-0 | | 0-0-0 | | | | | | | | | | | |
| RPI | S | Opponent | | Score | | RPI | S | Opponent | | Score | | RPI | S | Opponent | | Score | | | | | | | |
| 12 | A | La.-Lafayette | | 10 | 5 | 39 | A | South Ala. | | 3 | 13 | 70 | A | Oral Roberts | | 2 | 3 | 108 | H | Oklahoma | 2 | 5 | |
| 12 | A | La.-Lafayette | | 7 | 1 | 39 | A | South Ala. | | 5 | 7 | 70 | A | Oral Roberts | | 3 | 4 | 126 | A | Ga. Southern | 3 | 2 | |
| 12 | A | La.-Lafayette | | 4 | 15 | 39 | A | South Ala. | | 6 | 10 | 70 | A | Oral Roberts | | 9 | 8 | 126 | A | Ga. Southern | 2 | 3 | |
| | | | | | | | | | | | | 70 | A | Oral Roberts | | 5 | 14 | 126 | A | Ga. Southern | 17 | 8 | |
| | | | | | | | | | | | | 74 | H | Louisiana Tech | | 4 | 7 | 152 | A | Texas St. | 10 | 2 | |
| | | | | | | | | | | | | 82 | H | Troy | | 10 | 9 | 152 | A | Texas St. | 8 | 7 | |
| | | | | | | | | | | | | 82 | H | Troy | | 4 | 3 | 152 | A | Texas St. | 7 | 6 | |
| | | | | | | | | | | | | 82 | H | Troy | | 11 | 8 | 167 | A | Central Ark. | 1 | 6 | |
| | | | | | | | | | | | | 98 | H | Indiana St. | | 6 | 5 | 167 | H | Central Ark. | 6 | 5 | |
| | | | | | | | | | | | | 98 | H | Indiana St. | | 2 | 7 | 194 | H | Kansas | 4 | 2 | |
| | | | | | | | | | | | | | | | | | | 228 | H | IPFW | 6 | 9 | |
| | | | | | | | | | | | | | | | | | | 228 | H | IPFW | 7 | 9 | |
| | | | | | | | | | | | | | | | | | | 228 | H | IPFW | 8 | 6 | |
| | | | | | | | | | | | | | | | | | | 228 | H | IPFW | 2 | 4 | |
| | | | | | | | | | | | | | | | | | | 235 | H | Georgia St. | 9 | 7 | |
| | | | | | | | | | | | | | | | | | | 235 | H | Georgia St. | 5 | 7 | |
| | | | | | | | | | | | | | | | | | | 235 | H | Georgia St. | 15 | 2 | |
| | | | | | | | | | | | | | | | | | | 250 | A | Appalachian St. | 7 | 8 | |
| | | | | | | | | | | | | | | | | | | 250 | A | Appalachian St. | 7 | 8 | |
| | | | | | | | | | | | | | | | | | | 250 | A | Appalachian St. | 9 | 3 | |
| | | | | | | | | | | | | | | | | | | 276 | H | Ark.-Pine Bluff | 7 | 2 | |
| | | | | | | | | | | | | | | | | | | 300 | H | Mississippi Val. | 20 | 3 | |
| | | | | | | LAST 15 GAMES | | | | | | | | | | | | | | | | | |
| | | | | | | 126 | A | Ga. Southern | | 17 | 8 | 235 | H | Georgia St. | | 9 | 7 | | | | | | |
| | | | | | | 126 | A | Ga. Southern | | 3 | 2 | 235 | H | Georgia St. | | 15 | 2 | | | | | | |
| | | | | | | 126 | A | Ga. Southern | | 2 | 3 | 235 | H | Georgia St. | | 5 | 7 | | | | | | |
| | | | | | | 152 | A | Texas St. | | 7 | 6 | | | | | | | | | | | | |
| | | | | | | 152 | A | Texas St. | | 10 | 2 | | | | | | | | | | | | |

Non-Div. I Games:

Little Rock

| | | | | |
|-----|---|--------------|---|---|
| 152 | A | Texas St. | 8 | 7 |
| 167 | A | Central Ark. | 1 | 6 |

L
i
t
t
l
e
R
o
c
k

L
i
t
t
l
e
R
o
c
k

| Average RPI Win: 110 | | WON-LOST RECORD | | WINNING PCT. RANK | | LAST 15 GAMES | | STRENGTH OF SCHEDULE | | OPP. STRENGTH OF SCHEDULE | | TEAM RPI | | ADJ RPI | | CONF. RPI | | ADJ CONF. RPI | | | | | |
|----------------------|---|-----------------|--|-------------------|----|----------------|---|----------------------|--|---------------------------|----|----------|---|-----------------|--|-----------|----|---------------|---|--------------------|----|----|--|
| DIV. I ONLY | | 19-21-0 | | .475 166 | | 8-7-0 | | 48 | | 31 | | 104 | | .52164 104 | | 5 | | 5 | | | | | |
| DIV. I NON-CONF. | | 10-15-0 | | .4 206 | | 1-2-0 | | 53 | | 26 | | 168 | | .4888 168 | | 5 | | 5 | | | | | |
| TOTALS | | RPI 1-25 | | RPI 26-50 | | W-L RECORDS | | RPI 51-100 | | RPI 101-150 | | RPI 150+ | | | | | | | | | | | |
| 19-21-0 | | 4-3-0 | | 1-7-0 | | OVERALL | | 4-5-0 | | 4-3-0 | | 6-3-0 | | | | | | | | | | | |
| 12-13-0 | | 2-1-0 | | 1-7-0 | | HOME | | 3-2-0 | | 3-1-0 | | 3-2-0 | | | | | | | | | | | |
| 7-7-0 | | 2-2-0 | | 0-0-0 | | AWAY | | 1-2-0 | | 1-2-0 | | 3-1-0 | | | | | | | | | | | |
| 0-1-0 | | 0-0-0 | | 0-0-0 | | NEUTRAL | | 0-1-0 | | 0-0-0 | | 0-0-0 | | | | | | | | | | | |
| 10-15-0 | | 0-1-0 | | 1-7-0 | | NON-CONFERENCE | | 4-5-0 | | 3-1-0 | | 2-1-0 | | | | | | | | | | | |
| 8-11-0 | | 0-0-0 | | 1-7-0 | | HOME | | 3-2-0 | | 3-1-0 | | 1-1-0 | | | | | | | | | | | |
| 2-3-0 | | 0-1-0 | | 0-0- | | AWAY | | 1-2-0 | | 0-0-0 | | 1-0-0 | | | | | | | | | | | |
| 0-1-0 | | 0-0-0 | | 0-0-0 | | NEUTRAL | | 0-1-0 | | 0-0-0 | | 0-0-0 | | | | | | | | | | | |
| 9-6-0 | | 4-2-0 | | 0-0-0 | | CONFERENCE | | 0-0-0 | | 1-2-0 | | 4-2-0 | | | | | | | | | | | |
| 4-2-0 | | 2-1-0 | | 0-0-0 | | HOME | | 0-0-0 | | 0-0-0 | | 2-1-0 | | | | | | | | | | | |
| 5-4-0 | | 2-1-0 | | 0-0-0 | | AWAY | | 0-0-0 | | 1-2-0 | | 2-1-0 | | | | | | | | | | | |
| 0-0-0 | | 0-0-0 | | 0-0-0 | | NEUTRAL | | 0-0-0 | | 0-0-0 | | 0-0-0 | | | | | | | | | | | |
| RPI | S | Opponent | | Score | | RPI | S | Opponent | | Score | | RPI | S | Opponent | | Score | | | | | | | |
| 4 | A | Texas A&M | | 4 | 5 | 38 | H | Tulane | | 10 | 3 | 69 | A | UCLA | | 3 | 6 | 108 | A | Oklahoma | 1 | 6 | |
| 15 | A | Texas Tech | | 7 | 4 | 38 | H | Tulane | | 2 | 3 | 69 | A | UCLA | | 4 | 5 | 108 | A | Oklahoma | 3 | 4 | |
| 15 | A | Texas Tech | | 6 | 13 | 38 | H | Tulane | | 3 | 5 | 69 | A | UCLA | | 7 | 5 | 108 | A | Oklahoma | 5 | 3 | |
| 15 | A | Texas Tech | | 17 | 1 | 44 | H | California | | 0 | 6 | 78 | N | Houston | | 2 | 3 | 141 | H | UTSA | 11 | 2 | |
| 21 | H | TCU | | 2 | 0 | 44 | H | California | | 3 | 4 | 81 | H | Sam Houston St. | | 12 | 3 | 143 | H | UNLV | 7 | 0 | |
| 21 | H | TCU | | 4 | 3 | 44 | H | California | | 1 | 4 | 86 | H | Stanford | | 9 | 0 | 143 | H | UNLV | 3 | 4 | |
| 21 | H | TCU | | 5 | 9 | 44 | H | California | | 7 | 10 | 86 | H | Stanford | | 4 | 3 | 143 | H | UNLV | 11 | 2 | |
| | | | | | | 47 | H | Lamar | | 2 | 4 | 86 | H | Stanford | | 0 | 1 | 151 | A | Kansas St. | 2 | 3 | |
| | | | | | | | | | | | | 86 | H | Stanford | | 1 | 11 | 151 | A | Kansas St. | 12 | 5 | |
| | | | | | | | | | | | | | | | | | | 151 | A | Kansas St. | 6 | 3 | |
| | | | | | | | | | | | | | | | | | | 152 | A | Texas St. | 10 | 4 | |
| | | | | | | | | | | | | | | | | | | 194 | H | Kansas | 12 | 2 | |
| | | | | | | | | | | | | | | | | | | 194 | H | Kansas | 8 | 6 | |
| | | | | | | | | | | | | | | | | | | 194 | H | Kansas | 5 | 11 | |
| | | | | | | | | | | | | | | | | | | 231 | H | A&M-Corpus Christi | 0 | 5 | |
| | | | | | | | | | | | | | | | | | | 274 | H | UTRGV | 7 | 5 | |
| | | | | | | LAST 15 GAMES | | | | | | | | | | | | | | | | | |
| | | | | | | 15 | A | Texas Tech | | 17 | 1 | 78 | N | Houston | | 2 | 3 | | | | | | |
| | | | | | | 15 | A | Texas Tech | | 7 | 4 | 151 | A | Kansas St. | | 2 | 3 | | | | | | |
| | | | | | | 15 | A | Texas Tech | | 6 | 13 | 151 | A | Kansas St. | | 12 | 5 | | | | | | |
| | | | | | | 274 | H | UTRGV | | 7 | 5 | | | | | | | | | | | | |
| | | | | | | 194 | H | Kansas | | 12 | 2 | | | | | | | | | | | | |

Non-Div. I Games:

Texas

| | | | | |
|-----|---|--------|---|----|
| 194 | H | Kansas | 8 | 6 |
| 194 | H | Kansas | 5 | 11 |

T
e
x
a
s

T
e
x
a
s

| | | | | |
|-----|---|-----|----|---|
| 233 | H | VMI | 3 | 4 |
| 233 | H | VMI | 10 | 6 |

| RPI | S | Opponent | Score | |
|-----|---|--------------|-------|---|
| 272 | A | ETSU | 7 | 5 |
| 272 | A | ETSU | 9 | 8 |
| 272 | A | ETSU | 12 | 9 |
| 288 | H | Savannah St. | 16 | 6 |

Mercer

M
e
r
c
e
r

M
e
r
c
e
r

Non-Div. I Games:

Samford

| | | |
|---------------------|----|---|
| 110 A Western Caro. | 5 | 6 |
| 110 A Western Caro. | 13 | 7 |

S
a
m
f
o
r
d

S
a
m
f
o
r
d

| Average RPI Win: 174 | | WON-LOST | WINNING | LAST 15 | STRENGTH OF | OPP. STRENGTH | TEAM | ADJ | CONF. | ADJ CONF. | | | | | | | | | |
|-----------------------|---|------------------|-----------|-----------|---------------|----------------|------------------|------------|--------|-------------------|-------|----------------|---|-------------------|------|---|----------------|---|---|
| Average RPI Loss: 120 | | RECORD | PCT. RANK | GAMES | SCHEDULE | OF SCHEDULE | RPI | RPI | RPI | RPI | | | | | | | | | |
| DIV. I ONLY | | 24-14-0 | .63158 | 63 | 5-10-0 | 207 | 91 | 107 | .52064 | 107 | 9 | 9 | | | | | | | |
| DIV. I NON-CONF. | | 21-5-0 | .80769 | 16 | 2-1-0 | 277 | 136 | 91 | .53209 | 91 | 12 | 12 | | | | | | | |
| <hr/> | | | | | | | | | | | | | | | | | | | |
| TOTALS | | RPI 1-25 | | RPI 26-50 | | W-L RECORDS | | RPI 51-100 | | RPI 101-150 | | RPI 150+ | | | | | | | |
| 24-14-0 | | 0-3-0 | | 0-0-0 | | OVERALL | | 5-5-0 | | 3-0-0 | | 16-6-0 | | | | | | | |
| 15-6-0 | | 0-0-0 | | 0-0-0 | | HOME | | 4-2-0 | | 2-0-0 | | 9-4-0 | | | | | | | |
| 9-8-0 | | 0-3-0 | | 0-0-0 | | AWAY | | 1-3-0 | | 1-0-0 | | 7-2-0 | | | | | | | |
| 0-0-0 | | 0-0-0 | | 0-0-0 | | NEUTRAL | | 0-0-0 | | 0-0-0 | | 0-0-0 | | | | | | | |
| 21-5-0 | | 0-0-0 | | 0-0-0 | | NON-CONFERENCE | | 4-0-0 | | 3-0-0 | | 14-5-0 | | | | | | | |
| 12-3-0 | | 0-0-0 | | 0-0-0 | | HOME | | 3-0-0 | | 2-0-0 | | 7-3-0 | | | | | | | |
| 9-2-0 | | 0-0-0 | | 0-0- | | AWAY | | 1-0-0 | | 1-0-0 | | 7-2-0 | | | | | | | |
| 0-0-0 | | 0-0-0 | | 0-0-0 | | NEUTRAL | | 0-0-0 | | 0-0-0 | | 0-0-0 | | | | | | | |
| 3-9-0 | | 0-3-0 | | 0-0-0 | | CONFERENCE | | 1-5-0 | | 0-0-0 | | 2-1-0 | | | | | | | |
| 3-3-0 | | 0-0-0 | | 0-0-0 | | HOME | | 1-2-0 | | 0-0-0 | | 2-1-0 | | | | | | | |
| 0-6-0 | | 0-3-0 | | 0-0-0 | | AWAY | | 0-3-0 | | 0-0-0 | | 0-0-0 | | | | | | | |
| 0-0-0 | | 0-0-0 | | 0-0-0 | | NEUTRAL | | 0-0-0 | | 0-0-0 | | 0-0-0 | | | | | | | |
| RPI | S | Opponent | | Score | RPI | S | Opponent | | Score | RPI | S | Opponent | | Score | | | | | |
| 9 | A | UC Santa Barbara | | 0 1 | | | | 59 | A | Cal St. Fullerton | 1 2 | 112 | A | Pepperdine | 3 0 | | | | |
| 9 | A | UC Santa Barbara | | 2 8 | | | | 59 | A | Cal St. Fullerton | 5 8 | 115 | H | William & Mary | 11 7 | | | | |
| 9 | A | UC Santa Barbara | | 4 5 | | | | 59 | A | Cal St. Fullerton | 4 7 | 115 | H | William & Mary | 11 3 | | | | |
| | | | | | | | | 65 | H | UConn | 12 4 | 180 | A | Portland | 3 7 | | | | |
| | | | | | | | | 65 | H | UConn | 2 1 | 180 | A | Portland | 2 1 | | | | |
| | | | | | | | | 69 | A | UCLA | 4 1 | 180 | A | Portland | 2 1 | | | | |
| | | | | | | | | 69 | H | UCLA | 20 12 | 180 | A | Portland | 5 6 | | | | |
| | | | | | | | | 71 | H | Long Beach St. | 0 12 | 182 | H | Hawaii | 5 6 | | | | |
| | | | | | | | | 71 | H | Long Beach St. | 4 2 | 182 | H | Hawaii | 9 3 | | | | |
| | | | | | | | | 71 | H | Long Beach St. | 3 6 | 182 | H | Hawaii | 2 1 | | | | |
| | | | | | | | | | | | | 187 | H | Houston Baptist | 2 0 | | | | |
| | | | | | | | | | | | | 187 | H | Houston Baptist | 7 2 | | | | |
| | | | | | | | | | | | | 187 | H | Houston Baptist | 7 1 | | | | |
| | | | | | | | | | | | | 187 | H | Houston Baptist | 6 3 | | | | |
| | | | | | | | | | | | | 210 | A | George Washington | 4 2 | | | | |
| | | | | | | | | | | | | 210 | A | George Washington | 9 3 | | | | |
| | | | | | | | | | | | | 210 | A | George Washington | 6 5 | | | | |
| | | | | | | | | | | | | 253 | A | CSU Bakersfield | 7 5 | | | | |
| | | | | | | | | | | | | 253 | H | CSU Bakersfield | 3 5 | | | | |
| | | | | | | | | | | | | 253 | H | CSU Bakersfield | 5 8 | | | | |
| | | | | | | | | | | | | 282 | H | Northern Colo. | 2 3 | | | | |
| | | | | | | | | | | | | 282 | H | Northern Colo. | 5 3 | | | | |
| | | | | | | | | | | | | 282 | H | Northern Colo. | 4 2 | | | | |
| | | | | | | | | | | | | 282 | H | Northern Colo. | 6 0 | | | | |
| | | | | | | | | | | | | 283 | A | George Mason | 1 0 | | | | |
| | | | | | LAST 15 GAMES | | | | | | | | | | | | | | |
| | | | | | 182 | H | Hawaii | 9 | 3 | 71 | H | Long Beach St. | 3 | 6 | 282 | H | Northern Colo. | 4 | 2 |
| | | | | | 182 | H | Hawaii | 5 | 6 | 71 | H | Long Beach St. | 4 | 2 | 282 | H | Northern Colo. | 6 | 0 |
| | | | | | 182 | H | Hawaii | 2 | 1 | 69 | A | UCLA | 4 | 1 | 283 | A | George Mason | 1 | 0 |
| | | | | | 9 | A | UC Santa Barbara | 2 | 8 | | | | | | | | | | |
| | | | | | 9 | A | UC Santa Barbara | 4 | 5 | | | | | | | | | | |

Non-Div. I Games:

CSUN

| | | |
|----------------------|---|----|
| 9 A UC Santa Barbara | 0 | 1 |
| 71 H Long Beach St. | 0 | 12 |

C
S
U
N

C
S
U
N

| Average RPI Win: 154 | | WON-LOST RECORD | | WINNING PCT. RANK | | LAST 15 GAMES | | STRENGTH OF SCHEDULE | | OPP. STRENGTH OF SCHEDULE | | TEAM RPI | | ADJ RPI | | CONF. RPI | | ADJ CONF. RPI | |
|----------------------|---|-----------------|--|-------------------|----|----------------|---|----------------------|--|---------------------------|---|----------|---|-----------------|--|-----------|---|---------------|--|
| DIV. I ONLY | | 20-20-1 | | .5 142 | | 8-7-0 | | 97 | | 33 | | 108 | | .52013 108 | | 5 | | 5 | |
| DIV. I NON-CONF. | | 14-10-1 | | .58 100 | | 2-0-0 | | 181 | | 35 | | 106 | | .52585 106 | | 5 | | 5 | |
| TOTALS | | RPI 1-25 | | RPI 26-50 | | W-L RECORDS | | RPI 51-100 | | RPI 101-150 | | RPI 150+ | | | | | | | |
| 20-20-1 | | 0-7-1 | | 1-0-0 | | OVERALL | | 2-7-0 | | 7-4-0 | | 10-2-0 | | | | | | | |
| 13-8-0 | | 0-1-0 | | 1-0-0 | | HOME | | 1-2-0 | | 6-3-0 | | 5-2-0 | | | | | | | |
| 7-12-0 | | 0-6-0 | | 0-0-0 | | AWAY | | 1-5-0 | | 1-1-0 | | 5-0-0 | | | | | | | |
| 0-0-1 | | 0-0-1 | | 0-0-0 | | NEUTRAL | | 0-0-0 | | 0-0-0 | | 0-0-0 | | | | | | | |
| 14-10-1 | | 0-0-1 | | 1-0-0 | | NON-CONFERENCE | | 2-7-0 | | 1-1-0 | | 10-2-0 | | | | | | | |
| 7-4-0 | | 0-0-0 | | 1-0-0 | | HOME | | 1-2-0 | | 0-0-0 | | 5-2-0 | | | | | | | |
| 7-6-0 | | 0-0-0 | | 0-0- | | AWAY | | 1-5-0 | | 1-1-0 | | 5-0-0 | | | | | | | |
| 0-0-1 | | 0-0-1 | | 0-0-0 | | NEUTRAL | | 0-0-0 | | 0-0-0 | | 0-0-0 | | | | | | | |
| 6-10-0 | | 0-7-0 | | 0-0-0 | | CONFERENCE | | 0-0-0 | | 6-3-0 | | 0-0-0 | | | | | | | |
| 6-4-0 | | 0-1-0 | | 0-0-0 | | HOME | | 0-0-0 | | 6-3-0 | | 0-0-0 | | | | | | | |
| 0-6-0 | | 0-6-0 | | 0-0-0 | | AWAY | | 0-0-0 | | 0-0-0 | | 0-0-0 | | | | | | | |
| 0-0-0 | | 0-0-0 | | 0-0-0 | | NEUTRAL | | 0-0-0 | | 0-0-0 | | 0-0-0 | | | | | | | |
| RPI | S | Opponent | | Score | | RPI | S | Opponent | | Score | | RPI | S | Opponent | | Score | | | |
| 13 | N | Mississippi St. | | 5 | 5 | 40 | H | Dallas Baptist | | 12 | 2 | 69 | A | UCLA | | 2 | 4 | | |
| 15 | A | Texas Tech | | 1 | 6 | | | | | | | 70 | A | Oral Roberts | | 0 | 5 | | |
| 15 | A | Texas Tech | | 0 | 5 | | | | | | | 71 | H | Long Beach St. | | 3 | 7 | | |
| 15 | A | Texas Tech | | 7 | 13 | | | | | | | 71 | H | Long Beach St. | | 6 | 3 | | |
| 21 | A | TCU | | 3 | 11 | | | | | | | 71 | H | Long Beach St. | | 3 | 6 | | |
| 21 | A | TCU | | 2 | 12 | | | | | | | 80 | A | Fresno St. | | 3 | 2 | | |
| 21 | A | TCU | | 0 | 2 | | | | | | | 81 | A | Sam Houston St. | | 3 | 4 | | |
| 25 | H | Oklahoma St. | | 3 | 4 | | | | | | | 81 | A | Sam Houston St. | | 2 | 7 | | |
| | | | | | | | | | | | | 81 | A | Sam Houston St. | | 3 | 4 | | |
| | | | | | | | | | | | | | | | | | | | |
| | | | | | | | | | | | | | | | | | | | |
| | | | | | | | | | | | | | | | | | | | |
| | | | | | | | | | | | | | | | | | | | |
| | | | | | | | | | | | | | | | | | | | |
| | | | | | | | | | | | | | | | | | | | |
| | | | | | | | | | | | | | | | | | | | |
| | | | | | | | | | | | | | | | | | | | |
| | | | | | | | | | | | | | | | | | | | |
| | | | | | | | | | | | | | | | | | | | |
| | | | | | | | | | | | | | | | | | | | |
| | | | | | | | | | | | | | | | | | | | |
| | | | | | | | | | | | | | | | | | | | |
| | | | | | | | | | | | | | | | | | | | |
| | | | | | | | | | | | | | | | | | | | |
| | | | | | | | | | | | | | | | | | | | |
| | | | | | | | | | | | | | | | | | | | |
| | | | | | | | | | | | | | | | | | | | |
| | | | | | | | | | | | | | | | | | | | |
| | | | | | | | | | | | | | | | | | | | |
| | | | | | | | | | | | | | | | | | | | |
| | | | | | | | | | | | | | | | | | | | |
| | | | | | | | | | | | | | | | | | | | |
| | | | | | | | | | | | | | | | | | | | |
| | | | | | | | | | | | | | | | | | | | |
| | | | | | | | | | | | | | | | | | | | |
| | | | | | | | | | | | | | | | | | | | |
| | | | | | | | | | | | | | | | | | | | |
| | | | | | | | | | | | | | | | | | | | |
| | | | | | | | | | | | | | | | | | | | |
| | | | | | | | | | | | | | | | | | | | |
| | | | | | | | | | | | | | | | | | | | |
| | | | | | | | | | | | | | | | | | | | |
| | | | | | | | | | | | | | | | | | | | |
| | | | | | | | | | | | | | | | | | | | |
| | | | | | | | | | | | | | | | | | | | |
| | | | | | | | | | | | | | | | | | | | |
| | | | | | | | | | | | | | | | | | | | |
| | | | | | | | | | | | | | | | | | | | |
| | | | | | | | | | | | | | | | | | | | |
| | | | | | | | | | | | | | | | | | | | |
| | | | | | | | | | | | | | | | | | | | |

Non-Div. I Games:

Oklahoma

| | | | | |
|----|---|-----|---|----|
| 21 | A | TCU | 2 | 12 |
| 21 | A | TCU | 3 | 11 |

O
k
l
a
h
o
m
a

O
k
l
a
h
o
m
a

| Average RPI Win: 139 | | WON-LOST RECORD | WINNING PCT. RANK | LAST 15 GAMES | STRENGTH OF SCHEDULE | OPP. STRENGTH OF SCHEDULE | TEAM RPI | ADJ RPI | CONF. RPI | ADJ CONF. RPI | | | | | | | |
|----------------------|---|--------------------|----------------------|------------------|-------------------------|------------------------------|-------------|------------|--------------|------------------|---|----------|---|--------------|--|-------|--|
| Average RPI Loss: 73 | | | | | | | | | | | | | | | | | |
| DIV. I ONLY | | 18-22-0 | .45 | 193 | 6-9-0 | 12 | 104 | 108 | .52013 | 108 | 1 | 1 | | | | | |
| DIV. I NON-CONF. | | 12-9-0 | .57143 | 107 | 2-1-0 | 69 | 278 | 141 | .50536 | 141 | 2 | 2 | | | | | |
| <hr/> | | | | | | | | | | | | | | | | | |
| TOTALS | | RPI 1-25 | | RPI 26-50 | | W-L RECORDS | | RPI 51-100 | | RPI 101-150 | | RPI 150+ | | | | | |
| 18-22-0 | | 3-9-0 | | 1-0-0 | | OVERALL | | 4-7-0 | | 2-4-0 | | 8-2-0 | | | | | |
| 15-10-0 | | 2-5-0 | | 0-0-0 | | HOME | | 4-2-0 | | 1-2-0 | | 8-1-0 | | | | | |
| 2-9-0 | | 1-3-0 | | 0-0-0 | | AWAY | | 0-3-0 | | 1-2-0 | | 0-1-0 | | | | | |
| 1-3-0 | | 0-1-0 | | 1-0-0 | | NEUTRAL | | 0-2-0 | | 0-0-0 | | 0-0-0 | | | | | |
| 12-9-0 | | 1-2-0 | | 0-0-0 | | NON-CONFERENCE | | 2-3-0 | | 1-2-0 | | 8-2-0 | | | | | |
| 11-5-0 | | 0-1-0 | | 0-0-0 | | HOME | | 2-1-0 | | 1-2-0 | | 8-1-0 | | | | | |
| 1-1-0 | | 1-0-0 | | 0-0- | | AWAY | | 0-0-0 | | 0-0-0 | | 0-1-0 | | | | | |
| 0-3-0 | | 0-1-0 | | 0-0-0 | | NEUTRAL | | 0-2-0 | | 0-0-0 | | 0-0-0 | | | | | |
| 6-13-0 | | 2-7-0 | | 1-0-0 | | CONFERENCE | | 2-4-0 | | 1-2-0 | | 0-0-0 | | | | | |
| 4-5-0 | | 2-4-0 | | 0-0-0 | | HOME | | 2-1-0 | | 0-0-0 | | 0-0-0 | | | | | |
| 1-8-0 | | 0-3-0 | | 0-0-0 | | AWAY | | 0-3-0 | | 1-2-0 | | 0-0-0 | | | | | |
| 1-0-0 | | 0-0-0 | | 1-0-0 | | NEUTRAL | | 0-0-0 | | 0-0-0 | | 0-0-0 | | | | | |
| RPI | S | Opponent | | Score | | RPI | S | Opponent | | Score | | RPI | S | Opponent | | Score | |
| 4 | H | Texas A&M | | 10 12 | | 41 | N | Alabama | | 10 1 | | 54 | H | Tennessee | | 2 0 | |
| 4 | H | Texas A&M | | 9 7 | | | | | | | | 54 | H | Tennessee | | 4 13 | |
| 4 | H | Texas A&M | | 8 12 | | | | | | | | 54 | H | Tennessee | | 7 6 | |
| 5 | A | Ole Miss | | 4 6 | | | | | | | | 70 | H | Oral Roberts | | 7 8 | |
| 5 | A | Ole Miss | | 4 7 | | | | | | | | 70 | H | Oral Roberts | | 10 1 | |
| 5 | A | Ole Miss | | 5 6 | | | | | | | | 70 | H | Oral Roberts | | 18 11 | |
| 14 | H | LSU | | 6 8 | | | | | | | | 72 | N | Michigan St. | | 0 3 | |
| 14 | H | LSU | | 8 5 | | | | | | | | 82 | N | Troy | | 3 4 | |
| 14 | H | LSU | | 5 10 | | | | | | | | 92 | A | Arkansas | | 1 3 | |
| 19 | N | Southern Miss. | | 1 3 | | | | | | | | 92 | A | Arkansas | | 7 14 | |
| 22 | A | Georgia Tech | | 14 3 | | | | | | | | 92 | A | Arkansas | | 2 3 | |
| 22 | H | Georgia Tech | | 1 4 | | | | | | | | | | | | | |
| | | | | | | | | | | | | | | | | | |
| | | | | | | | | | | | | | | | | | |
| | | | | | | | | | | | | | | | | | |
| | | | | | | | | | | | | | | | | | |
| | | | | | | | | | | | | | | | | | |
| | | | | | | | | | | | | | | | | | |
| | | | | | | | | | | | | | | | | | |
| | | | | | | | | | | | | | | | | | |
| | | | | | | | | | | | | | | | | | |
| | | | | | | | | | | | | | | | | | |
| | | | | | | | | | | | | | | | | | |
| | | | | | | | | | | | | | | | | | |
| | | | | | | | | | | | | | | | | | |
| | | | | | | | | | | | | | | | | | |
| | | | | | | | | | | | | | | | | | |
| | | | | | | | | | | | | | | | | | |
| | | | | | | | | | | | | | | | | | |
| | | | | | | | | | | | | | | | | | |
| | | | | | | | | | | | | | | | | | |
| | | | | | | | | | | | | | | | | | |
| | | | | | | | | | | | | | | | | | |
| | | | | | | | | | | | | | | | | | |
| | | | | | | | | | | | | | | | | | |
| | | | | | | | | | | | | | | | | | |
| | | | | | | | | | | | | | | | | | |
| | | | | | | | | | | | | | | | | | |
| | | | | | | | | | | | | | | | | | |
| | | | | | | | | | | | | | | | | | |
| | | | | | | | | | | | | | | | | | |
| | | | | | | | | | | | | | | | | | |
| | | | | | | | | | | | | | | | | | |
| | | | | | | | | | | | | | | | | | |
| | | | | | | | | | | | | | | | | | |
| | | | | | | | | | | | | | | | | | |
| | | | | | | | | | | | | | | | | | |
| | | | | | | | | | | | | | | | | | |
| | | | | | | | | | | | | | | | | | |
| | | | | | | | | | | | | | | | | </ | |

Non-Div. I Games:

Auburn

| | | | | |
|----|---|-----------|---|----|
| 54 | H | Tennessee | 2 | 0 |
| 54 | H | Tennessee | 4 | 13 |

A
u
b
u
r
n

A
u
b
u
r
n

| Average RPI Win: 177 | | WON-LOST | WINNING | LAST 15 | STRENGTH OF | | OPP. STRENGTH | TEAM | ADJ | CONF. | ADJ CONF. |
|-----------------------|----------------|----------|-----------|---------|----------------|-------|---------------|-------|-----------------|--------|-----------|
| Average RPI Loss: 115 | | RECORD | PCT. RANK | GAMES | SCHEDULE | | OF SCHEDULE | RPI | RPI | RPI | RPI |
| DIV. I ONLY | | 21-18-0 | .53846 | 118 | 10-5-0 | | 133 | 117 | 110 | .51985 | 110 |
| DIV. I NON-CONF. | | 10-14-0 | .41667 | 197 | 1-2-0 | | 107 | 62 | 158 | .49746 | 158 |
| TOTALS | | RPI 1-25 | RPI 26-50 | | W-L RECORDS | | RPI 51-100 | | RPI 101-150 | | RPI 150+ |
| 21-18-0 | | 0-6-0 | 0-1-0 | | OVERALL | | 0-0-0 | | 8-5-0 | | 13-6-0 |
| 10-6-0 | | 0-1-0 | 0-0-0 | | HOME | | 0-0-0 | | 4-3-0 | | 6-2-0 |
| 11-10-0 | | 0-5-0 | 0-1-0 | | AWAY | | 0-0-0 | | 4-2-0 | | 7-2-0 |
| 0-2-0 | | 0-0-0 | 0-0-0 | | NEUTRAL | | 0-0-0 | | 0-0-0 | | 0-2-0 |
| 10-14-0 | | 0-6-0 | 0-1-0 | | NON-CONFERENCE | | 0-0-0 | | 3-4-0 | | 7-3-0 |
| 6-4-0 | | 0-1-0 | 0-0-0 | | HOME | | 0-0-0 | | 2-2-0 | | 4-1-0 |
| 4-8-0 | | 0-5-0 | 0-0-0 | | AWAY | | 0-0-0 | | 1-2-0 | | 3-0-0 |
| 0-2-0 | | 0-0-0 | 0-0-0 | | NEUTRAL | | 0-0-0 | | 0-0-0 | | 0-2-0 |
| 11-4-0 | | 0-0-0 | 0-0-0 | | CONFERENCE | | 0-0-0 | | 5-1-0 | | 6-3-0 |
| 4-2-0 | | 0-0-0 | 0-0-0 | | HOME | | 0-0-0 | | 2-1-0 | | 2-1-0 |
| 7-2-0 | | 0-0-0 | 0-0-0 | | AWAY | | 0-0-0 | | 3-0-0 | | 4-2-0 |
| 0-0-0 | | 0-0-0 | 0-0-0 | | NEUTRAL | | 0-0-0 | | 0-0-0 | | 0-0-0 |
| RPI S | Opponent | Score | | RPI S | Opponent | Score | | RPI S | Opponent | Score | |
| 10 A | Clemson | 6 | 7 | 26 A | UNCW | 2 | 15 | 106 H | Samford | 10 | 5 |
| 10 H | Clemson | 8 | 10 | | | | | 106 H | Samford | 7 | 13 |
| 16 A | North Carolina | 2 | 10 | | | | | 106 H | Samford | 6 | 5 |
| 22 A | Georgia Tech | 3 | 14 | | | | | 117 A | Indiana | 1 | 9 |
| 22 A | Georgia Tech | 4 | 5 | | | | | 117 A | Indiana | 4 | 1 |
| 22 A | Georgia Tech | 3 | 4 | | | | | 117 A | Indiana | 2 | 3 |
| | | | | | | | | 131 A | Wofford | 9 | 1 |
| | | | | | | | | 131 A | Wofford | 14 | 4 |
| | | | | | | | | 131 A | Wofford | 12 | 3 |
| | | | | | | | | 133 H | Gardner-Webb | 16 | 14 |
| | | | | | | | | 142 H | La.-Monroe | 10 | 16 |
| | | | | | | | | 142 H | La.-Monroe | 6 | 11 |
| | | | | | | | | 142 H | La.-Monroe | 15 | 7 |
| | | | | | | | | 151 A | Kansas St. | 6 | 2 |
| | | | | | | | | 151 A | Kansas St. | 7 | 5 |
| | | | | | | | | 151 A | Kansas St. | 10 | 2 |
| | | | | | | | | 158 N | St. John's (NY) | 3 | 14 |
| | | | | | | | | 159 N | Richmond | 1 | 3 |
| | | | | | | | | 163 H | Presbyterian | 10 | 9 |
| | | | | | | | | 200 H | Virginia Tech | 14 | 10 |
| | | | | | | | | 218 A | The Citadel | 11 | 0 |
| | | | | | | | | 218 A | The Citadel | 4 | 6 |
| | | | | | | | | 218 A | The Citadel | 1 | 2 |
| | | | | | | | | 222 H | Niagara | 17 | 4 |
| | | | | | | | | 222 H | Niagara | 10 | 2 |
| | | | | | | | | 233 A | VMI | 21 | 7 |
| | | | | | | | | 233 A | VMI | 14 | 11 |
| LAST 15 GAMES | | | | | | | | | | | |
| 218 A | The Citadel | 4 | 6 | 106 H | Samford | 10 | 5 | 218 A | The Citadel | 1 | 2 |
| 218 A | The Citadel | 11 | 0 | 10 A | Clemson | 6 | 7 | 222 H | Niagara | 17 | 4 |
| 218 A | The Citadel | 1 | 2 | 233 A | VMI | 14 | 11 | 222 H | Niagara | 10 | 2 |
| 200 H | Virginia Tech | 14 | 10 | | | | | 233 A | VMI | 21 | 7 |
| 285 H | UNC Asheville | 0 | 8 | | | | | 233 A | VMI | 14 | 11 |

Non-Div. I Games:

Western Caro.

| | | | | |
|-----|---|---------|---|----|
| 106 | H | Samford | 6 | 5 |
| 106 | H | Samford | 7 | 13 |

| RPI | S | Opponent | Score | |
|-----|---|---------------|-------|----|
| 233 | A | VMI | 7 | 1 |
| 272 | H | ETSU | 12 | 11 |
| 272 | H | ETSU | 8 | 14 |
| 272 | H | ETSU | 15 | 9 |
| 285 | H | UNC Asheville | 0 | 8 |

Western Caro.

W
e
s
t
e
r
n
C
a
r
o
.

W
e
s
t
e
r
n
C
a
r
o
.

| Average RPI Win: | | 201 | WON-LOST RECORD | | WINNING PCT. RANK | | LAST 15 GAMES | | STRENGTH OF SCHEDULE | | OPP. STRENGTH OF SCHEDULE | | TEAM RPI | | ADJ RPI | | CONF. RPI | | ADJ CONF. RPI | | | | |
|------------------|---|-----------|-----------------|-----------|-------------------|----------------|---------------|--------------------|----------------------|-------------|---------------------------|----------|----------|-----------------|------------|-------|-----------|-----|---------------|--------------|--|------|--|
| DIV. I ONLY | | | 29-12-0 | | .70732 30 | | 11-4-0 | | 254 | | 160 | | 111 | | .51943 111 | | 19 | | 19 | | | | |
| DIV. I NON-CONF. | | | 25-10-0 | | .71429 40 | | 7-2-0 | | 278 | | 177 | | 140 | | .50613 140 | | 18 | | 18 | | | | |
| TOTALS | | RPI 1-25 | | RPI 26-50 | | W-L RECORDS | | RPI 51-100 | | RPI 101-150 | | RPI 150+ | | | | | | | | | | | |
| 29-12-0 | | 1-2-0 | | 0-0-0 | | OVERALL | | 2-3-0 | | 5-5-0 | | 21-2-0 | | | | | | | | | | | |
| 19-2-0 | | 0-0-0 | | 0-0-0 | | HOME | | 1-0-0 | | 0-0-0 | | 18-2-0 | | | | | | | | | | | |
| 3-7-0 | | 1-2-0 | | 0-0-0 | | AWAY | | 0-2-0 | | 1-3-0 | | 1-0-0 | | | | | | | | | | | |
| 7-3-0 | | 0-0-0 | | 0-0-0 | | NEUTRAL | | 1-1-0 | | 4-2-0 | | 2-0-0 | | | | | | | | | | | |
| 25-10-0 | | 0-0-0 | | 0-0-0 | | NON-CONFERENCE | | 2-3-0 | | 5-5-0 | | 18-2-0 | | | | | | | | | | | |
| 16-2-0 | | 0-0-0 | | 0-0-0 | | HOME | | 1-0-0 | | 0-0-0 | | 15-2-0 | | | | | | | | | | | |
| 2-5-0 | | 0-0-0 | | 0-0- | | AWAY | | 0-2-0 | | 1-3-0 | | 1-0-0 | | | | | | | | | | | |
| 7-3-0 | | 0-0-0 | | 0-0-0 | | NEUTRAL | | 1-1-0 | | 4-2-0 | | 2-0-0 | | | | | | | | | | | |
| 4-2-0 | | 1-2-0 | | 0-0-0 | | CONFERENCE | | 0-0-0 | | 0-0-0 | | 3-0-0 | | | | | | | | | | | |
| 3-0-0 | | 0-0-0 | | 0-0-0 | | HOME | | 0-0-0 | | 0-0-0 | | 3-0-0 | | | | | | | | | | | |
| 1-2-0 | | 1-2-0 | | 0-0-0 | | AWAY | | 0-0-0 | | 0-0-0 | | 0-0-0 | | | | | | | | | | | |
| 0-0-0 | | 0-0-0 | | 0-0-0 | | NEUTRAL | | 0-0-0 | | 0-0-0 | | 0-0-0 | | | | | | | | | | | |
| RPI | S | Opponent | | Score | | RPI | S | Opponent | | Score | | RPI | S | Opponent | | Score | | | | | | | |
| 20 | A | Creighton | | 1 3 | | | | 68 A Rutgers | | 2 3 | | 102 | N | Missouri | | 1 4 | | | | | | | |
| 20 | A | Creighton | | 5 4 | | | | 68 H Rutgers | | 7 6 | | 102 | N | Missouri | | 8 4 | | | | | | | |
| 20 | A | Creighton | | 1 7 | | | | 91 N Iowa | | 7 1 | | 102 | N | Missouri | | 9 1 | | | | | | | |
| | | | | | | | | 96 A Princeton | | 4 7 | | 102 | N | Missouri | | 0 7 | | | | | | | |
| | | | | | | | | 100 N Ohio St. | | 3 9 | | 117 | N | Indiana | | 7 2 | | | | | | | |
| | | | | | | | | | | | | 117 | N | Indiana | | 6 4 | | | | | | | |
| | | | | | | | | | | | | 136 | A | FIU | | 2 1 | | | | | | | |
| | | | | | | | | | | | | 136 | A | FIU | | 1 10 | | | | | | | |
| | | | | | | | | | | | | 136 | A | FIU | | 3 8 | | | | | | | |
| | | | | | | | | | | | | 136 | A | FIU | | 1 5 | | | | | | | |
| | | | | | | | | | | | | 157 | H | Monmouth | | 13 3 | | | | | | | |
| | | | | | | | | | | | | 207 | N | Omaha | | 2 1 | | | | | | | |
| | | | | | | | | | | | | 214 | H | Manhattan | | 3 2 | | | | | | | |
| | | | | | | | | | | | | 214 | H | Manhattan | | 5 0 | | | | | | | |
| | | | | | | | | | | | | 214 | H | Manhattan | | 2 0 | | | | | | | |
| | | | | | | | | | | | | 219 | H | Quinnipiac | | 14 2 | | | | | | | |
| | | | | | | | | | | | | 219 | H | Quinnipiac | | 5 1 | | | | | | | |
| | | | | | | | | | | | | 219 | H | Quinnipiac | | 4 1 | | | | | | | |
| | | | | | | | | | | | | 240 | A | Army West Point | | 9 4 | | | | | | | |
| | | | | | | | | | | | | 240 | H | Army West Point | | 2 8 | | | | | | | |
| | | | | | | | | | | | | 240 | H | Army West Point | | 11 0 | | | | | | | |
| | | | | | | | | | | | | 242 | H | NJIT | | 9 2 | | | | | | | |
| | | | | | | | | | | | | 246 | H | Villanova | | 13 8 | | | | | | | |
| | | | | | | | | | | | | 246 | H | Villanova | | 7 6 | | | | | | | |
| | | | | | | | | | | | | 246 | H | Villanova | | 4 3 | | | | | | | |
| | | | | | | | | | | | | 261 | H | Lafayette | | 5 1 | | | | | | | |
| | | | | | | | | | | | | 271 | H | LIU Brooklyn | | 10 0 | | | | | | | |
| LAST 15 GAMES | | | | | | | | | | | | | | | | | | | | | | | |
| | | | | | | | | 246 H Villanova | | 7 6 | | 68 | A | Rutgers | | 2 3 | | 246 | H | Villanova | | 13 8 | |
| | | | | | | | | 246 H Villanova | | 13 8 | | 68 | H | Rutgers | | 7 6 | | 246 | H | Villanova | | 7 6 | |
| | | | | | | | | 246 H Villanova | | 4 3 | | 20 | A | Creighton | | 5 4 | | 246 | H | Villanova | | 4 3 | |
| | | | | | | | | 157 H Monmouth | | 13 3 | | | | | | | | 261 | H | Lafayette | | 5 1 | |
| | | | | | | | | 271 H LIU Brooklyn | | 3 6 | | | | | | | | 271 | H | LIU Brooklyn | | 10 0 | |

Non-Div. I Games:

Seton Hall

| | | | | |
|-----|---|--------------|----|---|
| 271 | H | LIU Brooklyn | 6 | 1 |
| 271 | H | LIU Brooklyn | 10 | 0 |

| RPI | S | Opponent | Score | |
|-----|---|---------------|-------|---|
| 271 | H | LIU Brooklyn | 6 | 1 |
| 271 | H | LIU Brooklyn | 3 | 6 |
| 275 | H | Iona | 5 | 4 |
| 278 | H | Wagner | 9 | 2 |
| 288 | N | Savannah St. | 4 | 3 |
| 295 | H | Saint Peter's | 5 | 4 |

S
e
t
o
n
H
a
l
l

S
e
t
o
n
H
a
l
l

| Average RPI Win: 130 | | WON-LOST | WINNING | LAST 15 | STRENGTH OF | | OPP. STRENGTH | TEAM | ADJ | | CONF. | ADJ CONF. | | |
|----------------------|---|------------------|-----------|---------|----------------|---|---------------|-------|-------------|--------|----------|------------------|-------|----|
| Average RPI Loss: 85 | | RECORD | PCT. RANK | GAMES | SCHEDULE | | OF SCHEDULE | RPI | RPI | RPI | RPI | | | |
| DIV. I ONLY | | 20-18-0 | .52632 | 128 | 9-6-0 | | 85 | 79 | 112 | .51873 | 112 | 8 | 8 | |
| DIV. I NON-CONF. | | 10-10-0 | .5 | 145 | 1-2-0 | | 16 | 78 | 107 | .52584 | 107 | 8 | 8 | |
| TOTALS | | RPI 1-25 | RPI 26-50 | | W-L RECORDS | | RPI 51-100 | | RPI 101-150 | | RPI 150+ | | | |
| 20-18-0 | | 2-2-0 | 0-3-0 | | OVERALL | | 4-5-0 | | 8-7-0 | | 6-1-0 | | | |
| 15-9-0 | | 2-2-0 | 0-0-0 | | HOME | | 1-1-0 | | 6-5-0 | | 6-1-0 | | | |
| 5-9-0 | | 0-0-0 | 0-3-0 | | AWAY | | 3-4-0 | | 2-2-0 | | 0-0-0 | | | |
| 0-0-0 | | 0-0-0 | 0-0-0 | | NEUTRAL | | 0-0-0 | | 0-0-0 | | 0-0-0 | | | |
| 10-10-0 | | 2-2-0 | 0-3-0 | | NON-CONFERENCE | | 1-2-0 | | 3-3-0 | | 4-0-0 | | | |
| 10-5-0 | | 2-2-0 | 0-0-0 | | HOME | | 1-1-0 | | 3-2-0 | | 4-0-0 | | | |
| 0-5-0 | | 0-0-0 | 0-0- | | AWAY | | 0-1-0 | | 0-1-0 | | 0-0-0 | | | |
| 0-0-0 | | 0-0-0 | 0-0-0 | | NEUTRAL | | 0-0-0 | | 0-0-0 | | 0-0-0 | | | |
| 10-8-0 | | 0-0-0 | 0-0-0 | | CONFERENCE | | 3-3-0 | | 5-4-0 | | 2-1-0 | | | |
| 5-4-0 | | 0-0-0 | 0-0-0 | | HOME | | 0-0-0 | | 3-3-0 | | 2-1-0 | | | |
| 5-4-0 | | 0-0-0 | 0-0-0 | | AWAY | | 3-3-0 | | 2-1-0 | | 0-0-0 | | | |
| 0-0-0 | | 0-0-0 | 0-0-0 | | NEUTRAL | | 0-0-0 | | 0-0-0 | | 0-0-0 | | | |
| RPI | S | Opponent | Score | | RPI | S | Opponent | Score | | RPI | S | Opponent | Score | |
| 4 | H | Texas A&M | 7 | 5 | 38 | A | Tulane | 0 | 11 | 51 | A | Gonzaga | 4 | 11 |
| 4 | H | Texas A&M | 0 | 6 | 38 | A | Tulane | 3 | 4 | 51 | A | Gonzaga | 7 | 4 |
| 4 | H | Texas A&M | 0 | 4 | 38 | A | Tulane | 0 | 15 | 51 | A | Gonzaga | 3 | 4 |
| 9 | H | UC Santa Barbara | 6 | 2 | | | | | | 62 | A | Cal Poly | 5 | 6 |
| | | | | | | | | | | 62 | H | Cal Poly | 12 | 4 |
| | | | | | | | | | | 69 | H | UCLA | 6 | 10 |
| | | | | | | | | | | 97 | A | Loyola Marymount | 9 | 8 |
| | | | | | | | | | | 97 | A | Loyola Marymount | 6 | 0 |
| | | | | | | | | | | 97 | A | Loyola Marymount | 0 | 7 |
| | | | | | | | | | | | | | | |
| | | | | | | | | | | | | | | |
| | | | | | | | | | | | | | | |
| | | | | | | | | | | | | | | |
| | | | | | | | | | | | | | | |
| | | | | | | | | | | | | | | |
| | | | | | | | | | | | | | | |
| | | | | | | | | | | | | | | |
| | | | | | | | | | | | | | | |
| | | | | | | | | | | | | | | |
| | | | | | | | | | | | | | | |
| | | | | | | | | | | | | | | |
| | | | | | | | | | | | | | | |
| | | | | | | | | | | | | | | |
| | | | | | | | | | | | | | | |
| | | | | | | | | | | | | | | |
| | | | | | | | | | | | | | | |
| | | | | | | | | | | | | | | |
| | | | | | | | | | | | | | | |
| | | | | | | | | | | | | | | |
| | | | | | | | | | | | | | | |
| | | | | | | | | | | | | | | |
| | | | | | | | | | | | | | | |
| | | | | | | | | | | | | | | |
| | | | | | | | | | | | | | | |
| | | | | | | | | | | | | | | |
| | | | | | | | | | | | | | | |
| | | | | | | | | | | | | | | |
| | | | | | | | | | | | | | | |
| | | | | | | | | | | | | | | |
| | | | | | | | | | | | | | | |
| | | | | | | | | | | | | | | |
| | | | | | | | | | | | | | | |
| | | | | | | | | | | | | | | |
| | | | | | | | | | | | | | | |
| | | | | | | | | | | | | | | |
| | | | | | | | | | | | | | | |
| | | | | | | | | | | | | | | |
| | | | | | | | | | | | | | | |
| | | | | | | | | | | | | | | |
| | | | | | | | | | | | | | | |
| | | | | | | | | | | | | | | |
| | | | | | | | | | | | | | | |
| | | | | | | | | | | | | | | |
| | | | | | | | | | | | | | | |
| | | | | | | | | | | | | | | |
| | | | | | | | | | | | | | | |
| | | | | | | | | | | | | | | |
| | | | | | | | | | | | | | | |
| | | | | | | | | | | | | | | |
| | | | | | | | | | | | | | | |
| | | | | | | | | | | | | | | |
| | | | | | | | | | | | | | | |
| | | | | | | | | | | | | | | |
| | | | | | | | | | | | | | | |
| | | | | | | | | | | | | | | |

Non-Div. I Games:

Pepperdine

| | | |
|-----------------------|---|---|
| 97 A Loyola Marymount | 0 | 7 |
| 97 A Loyola Marymount | 6 | 0 |

P
e
p
p
e
r
d
i
n
e

P
e
p
p
e
r
d
i
n
e

| | | | | | | | | | | | | | | | |
|-------------------|----------|--------------------|-------------------|----------------|----------------------|---------------------------|----------|-------------|-----------|---------------|-------|-----|---|----------------|-------|
| Average RPI Win: | 216 | WON-LOST RECORD | WINNING PCT. RANK | LAST 15 GAMES | STRENGTH OF SCHEDULE | OPP. STRENGTH OF SCHEDULE | TEAM RPI | ADJ RPI | CONF. RPI | ADJ CONF. RPI | | | | | |
| Average RPI Loss: | 128 | | | | | | | | | | | | | | |
| DIV. I ONLY | | 23-18-0 | .56098 | 105 | 7-8-0 | 164 | 223 | 113 | .51851 | 113 | 21 | 21 | | | |
| DIV. I NON-CONF. | | 13-10-0 | .56522 | 112 | 2-5-0 | 133 | 202 | 79 | .53927 | 79 | 21 | 21 | | | |
| <hr/> | | | | | | | | | | | | | | | |
| TOTALS | RPI 1-25 | RPI 26-50 | | W-L RECORDS | | RPI 51-100 | | RPI 101-150 | | RPI 150+ | | | | | |
| 23-18-0 | 0-2-0 | 0-4-0 | | OVERALL | | 1-4-0 | | 2-0-0 | | 20-8-0 | | | | | |
| 12-2-0 | 0-0-0 | 0-0-0 | | HOME | | 1-0-0 | | 1-0-0 | | 10-2-0 | | | | | |
| 8-15-0 | 0-2-0 | 0-4-0 | | AWAY | | 0-4-0 | | 0-0-0 | | 8-5-0 | | | | | |
| 3-1-0 | 0-0-0 | 0-0-0 | | NEUTRAL | | 0-0-0 | | 1-0-0 | | 2-1-0 | | | | | |
| <hr/> | | | | | | | | | | | | | | | |
| 13-10-0 | 0-2-0 | 0-1-0 | | NON-CONFERENCE | | 1-4-0 | | 2-0-0 | | 10-3-0 | | | | | |
| 5-0-0 | 0-0-0 | 0-0-0 | | HOME | | 1-0-0 | | 1-0-0 | | 3-0-0 | | | | | |
| 5-9-0 | 0-2-0 | 0-0- | | AWAY | | 0-4-0 | | 0-0-0 | | 5-2-0 | | | | | |
| 3-1-0 | 0-0-0 | 0-0-0 | | NEUTRAL | | 0-0-0 | | 1-0-0 | | 2-1-0 | | | | | |
| <hr/> | | | | | | | | | | | | | | | |
| 10-8-0 | 0-0-0 | 0-3-0 | | CONFERENCE | | 0-0-0 | | 0-0-0 | | 10-5-0 | | | | | |
| 7-2-0 | 0-0-0 | 0-0-0 | | HOME | | 0-0-0 | | 0-0-0 | | 7-2-0 | | | | | |
| 3-6-0 | 0-0-0 | 0-3-0 | | AWAY | | 0-0-0 | | 0-0-0 | | 3-3-0 | | | | | |
| 0-0-0 | 0-0-0 | 0-0-0 | | NEUTRAL | | 0-0-0 | | 0-0-0 | | 0-0-0 | | | | | |
| <hr/> | | | | | | | | | | | | | | | |
| RPI | S | Opponent | Score | RPI | S | Opponent | Score | RPI | S | Opponent | Score | RPI | S | Opponent | Score |
| 2 | A | Louisville | 5 9 | 36 | A | Kentucky | 5 10 | 54 | A | Tennessee | 5 6 | 122 | N | Arkansas St. | 2 1 |
| 8 | A | North Carolina St. | 5 7 | 37 | A | Southeast Mo. St. | 5 6 | 99 | A | Marshall | 5 6 | 147 | H | Miami (OH) | 17 3 |
| | | | | 37 | A | Southeast Mo. St. | 1 5 | 99 | H | Marshall | 13 0 | 153 | H | Longwood | 9 8 |
| | | | | 37 | A | Southeast Mo. St. | 4 5 | 100 | A | Ohio St. | 3 7 | 171 | A | Xavier | 3 2 |
| | | | | | | | | 100 | A | Ohio St. | 0 1 | 171 | A | Xavier | 1 7 |
| | | | | | | | | | | | | 171 | A | Xavier | 3 1 |
| | | | | | | | | | | | | 207 | N | Omaha | 5 6 |
| | | | | | | | | | | | | 207 | N | Omaha | 14 0 |
| | | | | | | | | | | | | 211 | H | Tennessee Tech | 11 6 |
| | | | | | | | | | | | | 211 | H | Tennessee Tech | 6 1 |
| | | | | | | | | | | | | 211 | H | Tennessee Tech | 5 4 |
| | | | | | | | | | | | | 216 | A | Eastern Ky. | 3 19 |
| | | | | | | | | | | | | 216 | A | Eastern Ky. | 16 2 |
| | | | | | | | | | | | | 216 | A | Eastern Ky. | 6 8 |
| | | | | | | | | | | | | 227 | H | Belmont | 12 11 |
| | | | | | | | | | | | | 227 | H | Belmont | 9 0 |
| | | | | | | | | | | | | 227 | H | Belmont | 8 20 |
| | | | | | | | | | | | | 238 | A | SIUE | 2 0 |
| | | | | | | | | | | | | 238 | A | SIUE | 11 2 |
| | | | | | | | | | | | | 238 | A | SIUE | 0 2 |
| | | | | | | | | | | | | 238 | A | Ohio | 3 15 |
| | | | | | | | | | | | | 243 | H | Siena | 11 4 |
| | | | | | | | | | | | | 243 | H | Siena | 24 7 |
| | | | | | | | | | | | | 269 | N | Saint Louis | 4 1 |
| | | | | | | | | | | | | 270 | A | N.C. Central | 24 4 |
| | | | | | | | | | | | | 270 | A | N.C. Central | 4 1 |
| | | | | | | | | | | | | 270 | A | N.C. Central | 4 2 |

Non-Div. I Games:

Morehead St.

Morehead St.

| | | | | | |
|-----|---|----|--------|----|---|
| 273 | H | UT | Martin | 4 | 6 |
| 273 | H | UT | Martin | 10 | 4 |

Through Games Of April 24, 2016

| RPI | S | Opponent | Score | |
|-----|---|-----------|-------|---|
| 273 | H | UT Martin | 4 | 6 |
| 273 | H | UT Martin | 10 | 4 |
| 273 | H | UT Martin | 26 | 7 |

Morehead St.

M
o
r
e
h
e
a
d
s
t
.

M
o
r
e
h
e
a
d
s
t
.

| | | |
|--------------------|---|---|
| 126 H Ga. Southern | 0 | 6 |
| 126 H Ga. Southern | 4 | 0 |

U
T
A
r
l
i
n
g
t
o
n

U
T
A
r
l
i
n
g
t
o
n

| Average RPI Win: 189 | | WON-LOST | WINNING | LAST 15 | STRENGTH OF | | OPP. STRENGTH | TEAM | ADJ | CONF. | ADJ CONF. |
|-----------------------|----------------|----------|---------------|----------------|----------------|-------|---------------|-------|-------------|---------------|-----------|
| Average RPI Loss: 103 | | RECORD | PCT. RANK | GAMES | SCHEDULE | | OF SCHEDULE | RPI | RPI | RPI | RPI |
| DIV. I ONLY | | 20-20-0 | .5 | 142 | 7-8-0 | | 110 | 149 | 115 | .51837 | 115 |
| DIV. I NON-CONF. | | 11-15-0 | .42308 | 195 | 2-4-0 | | 113 | 139 | 157 | .49782 | 156 |
| TOTALS | | RPI 1-25 | RPI 26-50 | | W-L RECORDS | | RPI 51-100 | | RPI 101-150 | | RPI 150+ |
| 20-20-0 | | 0-1-0 | 0-5-0 | | OVERALL | | 0-4-0 | | 1-5-0 | | 19-5-0 |
| 9-5-0 | | 0-0-0 | 0-3-0 | | HOME | | 0-1-0 | | 0-0-0 | | 9-1-0 |
| 11-12-0 | | 0-1-0 | 0-1-0 | | AWAY | | 0-1-0 | | 1-5-0 | | 10-4-0 |
| 0-3-0 | | 0-0-0 | 0-1-0 | | NEUTRAL | | 0-2-0 | | 0-0-0 | | 0-0-0 |
| 11-15-0 | | 0-1-0 | 0-2-0 | | NON-CONFERENCE | | 0-4-0 | | 1-5-0 | | 10-3-0 |
| 7-2-0 | | 0-0-0 | 0-0-0 | | HOME | | 0-1-0 | | 0-0-0 | | 7-1-0 |
| 4-10-0 | | 0-1-0 | 0-0- | | AWAY | | 0-1-0 | | 1-5-0 | | 3-2-0 |
| 0-3-0 | | 0-0-0 | 0-1-0 | | NEUTRAL | | 0-2-0 | | 0-0-0 | | 0-0-0 |
| 9-5-0 | | 0-0-0 | 0-3-0 | | CONFERENCE | | 0-0-0 | | 0-0-0 | | 9-2-0 |
| 2-3-0 | | 0-0-0 | 0-3-0 | | HOME | | 0-0-0 | | 0-0-0 | | 2-0-0 |
| 7-2-0 | | 0-0-0 | 0-0-0 | | AWAY | | 0-0-0 | | 0-0-0 | | 7-2-0 |
| 0-0-0 | | 0-0-0 | 0-0-0 | | NEUTRAL | | 0-0-0 | | 0-0-0 | | 0-0-0 |
| RPI S | Opponent | Score | RPI S | Opponent | Score | RPI S | Opponent | Score | RPI S | Opponent | Score |
| 16 A | North Carolina | 2 17 | 26 H | UNCW | 1 2 | 56 A | Old Dominion | 1 7 | 107 A | CSUN | 7 11 |
| | | | 26 H | UNCW | 4 7 | 65 N | UConn | 1 18 | 107 A | CSUN | 3 11 |
| | | | 26 H | UNCW | 1 6 | 65 N | UConn | 2 3 | 124 A | San Diego | 13 11 |
| | | | 29 A | Virginia | 8 16 | 88 H | VCU | 5 12 | 124 A | San Diego | 3 9 |
| | | | 48 N | Oregon St. | 3 12 | | | | 124 A | San Diego | 3 7 |
| | | | | | | | | | 129 A | Liberty | 4 8 |
| | | | | | | | | | 159 H | Richmond | 12 8 |
| | | | | | | | | | 166 A | Charlotte | 11 0 |
| | | | | | | | | | 166 A | Charlotte | 3 7 |
| | | | | | | | | | 166 A | Charlotte | 5 1 |
| | | | | | | | | | 174 H | Georgetown | 16 2 |
| | | | | | | | | | 174 H | Georgetown | 10 9 |
| | | | | | | | | | 174 H | Georgetown | 6 8 |
| | | | | | | | | | 175 H | Holy Cross | 6 5 |
| | | | | | | | | | 175 H | Holy Cross | 8 5 |
| | | | | | | | | | 175 H | Holy Cross | 12 11 |
| | | | | | | | | | 190 A | Northeastern | 8 5 |
| | | | | | | | | | 190 A | Northeastern | 3 0 |
| | | | | | | | | | 190 A | Northeastern | 2 0 |
| | | | | | | | | | 193 A | James Madison | 11 4 |
| | | | | | | | | | 193 A | James Madison | 2 0 |
| | | | | | | | | | 193 A | James Madison | 5 8 |
| | | | | | | | | | 197 A | Elon | 14 7 |
| | | | | | | | | | 197 A | Elon | 10 5 |
| | | | | | | | | | 197 A | Elon | 7 13 |
| | | | | | | | | | 200 A | Virginia Tech | 12 8 |
| | | | | | | | | | 230 H | Hofstra | 15 10 |
| | | | LAST 15 GAMES | | | | | | | | |
| | | | 190 A | Northeastern | 3 0 | 193 A | James Madison | 5 8 | | | |
| | | | 190 A | Northeastern | 8 5 | 88 H | VCU | 5 12 | | | |
| | | | 190 A | Northeastern | 2 0 | 26 H | UNCW | 1 6 | | | |
| | | | 16 A | North Carolina | 2 17 | | | | | | |
| | | | 284 A | Norfolk St. | 3 6 | | | | | | |

Non-Div. I Games:

William & Mary

| | | | | |
|-----|---|---------------|----|---|
| 193 | A | James Madison | 2 | 0 |
| 193 | A | James Madison | 11 | 4 |

| RPI | S | Opponent | Score | |
|-----|---|-------------|-------|---|
| 230 | H | Hofstra | 14 | 6 |
| 284 | A | Norfolk St. | 3 | 6 |
| 284 | H | Norfolk St. | 10 | 6 |

William & Mary

W
i
l
l
i
a
m
&
M
a
r
y

W
i
l
l
i
a
m
&
M
a
r
y

| Average RPI Win: 124 | | WON-LOST | WINNING | LAST 15 | STRENGTH OF | | OPP. STRENGTH | TEAM | ADJ | CONF. | ADJ CONF. |
|----------------------|----------------|----------|-----------|----------------|----------------|-------|------------------|-------|-------------|--------------|-----------|
| Average RPI Loss: 64 | | RECORD | PCT. RANK | GAMES | SCHEDULE | | OF SCHEDULE | RPI | RPI | RPI | RPI |
| DIV. I ONLY | | 17-22-0 | .4359 | 200 | 8-7-0 | | 16 | 55 | 116 | .51642 | 116 |
| DIV. I NON-CONF. | | 8-13-0 | .38095 | 220 | 1-2-0 | | 50 | 73 | 184 | .48185 | 184 |
| TOTALS | | RPI 1-25 | RPI 26-50 | | W-L RECORDS | | RPI 51-100 | | RPI 101-150 | | RPI 150+ |
| 17-22-0 | | 3-8-0 | 1-4-0 | | OVERALL | | 4-5-0 | | 4-3-0 | | 5-2-0 |
| 16-10-0 | | 2-3-0 | 1-0-0 | | HOME | | 4-3-0 | | 4-2-0 | | 5-2-0 |
| 1-12-0 | | 1-5-0 | 0-4-0 | | AWAY | | 0-2-0 | | 0-1-0 | | 0-0-0 |
| 0-0-0 | | 0-0-0 | 0-0-0 | | NEUTRAL | | 0-0-0 | | 0-0-0 | | 0-0-0 |
| 8-13-0 | | 0-5-0 | 1-1-0 | | NON-CONFERENCE | | 1-2-0 | | 1-3-0 | | 5-2-0 |
| 8-6-0 | | 0-2-0 | 1-0-0 | | HOME | | 1-0-0 | | 1-2-0 | | 5-2-0 |
| 0-7-0 | | 0-3-0 | 0-0- | | AWAY | | 0-2-0 | | 0-1-0 | | 0-0-0 |
| 0-0-0 | | 0-0-0 | 0-0-0 | | NEUTRAL | | 0-0-0 | | 0-0-0 | | 0-0-0 |
| 9-9-0 | | 3-3-0 | 0-3-0 | | CONFERENCE | | 3-3-0 | | 3-0-0 | | 0-0-0 |
| 8-4-0 | | 2-1-0 | 0-0-0 | | HOME | | 3-3-0 | | 3-0-0 | | 0-0-0 |
| 1-5-0 | | 1-2-0 | 0-3-0 | | AWAY | | 0-0-0 | | 0-0-0 | | 0-0-0 |
| 0-0-0 | | 0-0-0 | 0-0-0 | | NEUTRAL | | 0-0-0 | | 0-0-0 | | 0-0-0 |
| RPI S | Opponent | Score | RPI S | Opponent | Score | RPI S | Opponent | Score | RPI S | Opponent | Score |
| 5 H | Ole Miss | 1 5 | 27 A | Fla. Atlantic | 3 5 | 66 A | Jacksonville St. | 10 11 | 106 A | Samford | 2 13 |
| 5 H | Ole Miss | 1 8 | 27 A | Fla. Atlantic | 0 5 | 74 H | Louisiana Tech | 4 5 | 122 H | Arkansas St. | 5 0 |
| 18 A | Rice | 3 7 | 27 A | Fla. Atlantic | 3 7 | 74 H | Louisiana Tech | 10 8 | 122 H | Arkansas St. | 2 5 |
| 18 A | Rice | 0 3 | 41 A | Alabama | 6 7 | 74 H | Louisiana Tech | 7 0 | 122 H | Arkansas St. | 5 14 |
| 18 A | Rice | 6 2 | 41 H | Alabama | 8 0 | 79 H | Western Ky. | 2 0 | 145 H | Middle Tenn. | 5 2 |
| 19 H | Southern Miss. | 0 11 | | | | 79 H | Western Ky. | 5 6 | 145 H | Middle Tenn. | 10 1 |
| 19 H | Southern Miss. | 5 3 | | | | 79 H | Western Ky. | 1 2 | 145 H | Middle Tenn. | 8 0 |
| 19 H | Southern Miss. | 8 7 | | | | 82 A | Troy | 1 2 | 184 H | Kennesaw St. | 6 10 |
| 20 A | Creighton | 1 2 | | | | 82 H | Troy | 7 0 | 184 H | Kennesaw St. | 2 1 |
| 20 A | Creighton | 1 3 | | | | | | | 184 H | Kennesaw St. | 4 3 |
| 20 A | Creighton | 3 4 | | | | | | | 238 H | Ohio | 15 6 |
| | | | | | | | | | 238 H | Ohio | 7 2 |
| | | | | | | | | | 238 H | Ohio | 1 2 |
| | | | | | | | | | 298 H | Alabama A&M | 12 2 |
| LAST 15 GAMES | | | | | | | | | | | |
| | | | 145 H | Middle Tenn. | 8 0 | 18 A | Rice | 0 3 | | | |
| | | | 145 H | Middle Tenn. | 5 2 | 18 A | Rice | 6 2 | | | |
| | | | 145 H | Middle Tenn. | 10 1 | 18 A | Rice | 3 7 | | | |
| | | | 19 H | Southern Miss. | 0 11 | | | | | | |
| | | | 19 H | Southern Miss. | 8 7 | | | | | | |

Non-Div. I Games:

UAB

| | | | | |
|----|---|----------------|---|---|
| 19 | H | Southern Miss. | 5 | 3 |
| 41 | A | Alabama | 6 | 7 |

U
A
B

U
A
B

| Average RPI Win: 164 | | WON-LOST | WINNING | LAST 15 | STRENGTH OF | | OPP. STRENGTH | TEAM | ADJ | | CONF. | ADJ CONF. |
|-----------------------|----------|----------|-----------|----------|----------------|-------|-------------------|-------|-------------|---------------|----------|-----------|
| Average RPI Loss: 104 | | RECORD | PCT. RANK | GAMES | SCHEDULE | | OF SCHEDULE | RPI | RPI | | RPI | RPI |
| DIV. I ONLY | | 23-15-0 | .60526 | 77 | 11-4-0 | | 205 | 89 | 117 | | .51632 | 117 |
| DIV. I NON-CONF. | | 15-11-0 | .57692 | 103 | 3-0-0 | | 223 | 114 | 149 | | .5029 | 149 |
| TOTALS | | RPI 1-25 | RPI 26-50 | | W-L RECORDS | | RPI 51-100 | | RPI 101-150 | | RPI 150+ | |
| 23-15-0 | | 0-0-0 | 0-0-0 | | OVERALL | | 8-8-0 | | 4-6-0 | | 11-1-0 | |
| 13-5-0 | | 0-0-0 | 0-0-0 | | HOME | | 3-2-0 | | 2-2-0 | | 8-1-0 | |
| 8-8-0 | | 0-0-0 | 0-0-0 | | AWAY | | 5-6-0 | | 2-2-0 | | 1-0-0 | |
| 2-2-0 | | 0-0-0 | 0-0-0 | | NEUTRAL | | 0-0-0 | | 0-2-0 | | 2-0-0 | |
| 15-11-0 | | 0-0-0 | 0-0-0 | | NON-CONFERENCE | | 3-4-0 | | 4-6-0 | | 8-1-0 | |
| 8-4-0 | | 0-0-0 | 0-0-0 | | HOME | | 1-1-0 | | 2-2-0 | | 5-1-0 | |
| 5-5-0 | | 0-0-0 | 0-0- | | AWAY | | 2-3-0 | | 2-2-0 | | 1-0-0 | |
| 2-2-0 | | 0-0-0 | 0-0-0 | | NEUTRAL | | 0-0-0 | | 0-2-0 | | 2-0-0 | |
| 8-4-0 | | 0-0-0 | 0-0-0 | | CONFERENCE | | 5-4-0 | | 0-0-0 | | 3-0-0 | |
| 5-1-0 | | 0-0-0 | 0-0-0 | | HOME | | 2-1-0 | | 0-0-0 | | 3-0-0 | |
| 3-3-0 | | 0-0-0 | 0-0-0 | | AWAY | | 3-3-0 | | 0-0-0 | | 0-0-0 | |
| 0-0-0 | | 0-0-0 | 0-0-0 | | NEUTRAL | | 0-0-0 | | 0-0-0 | | 0-0-0 | |
| RPI S | Opponent | Score | RPI S | Opponent | Score | RPI S | Opponent | Score | RPI S | Opponent | Score | |
| | | | | | | 59 A | Cal St. Fullerton | 3 8 | 110 H | Western Caro. | 1 4 | |
| | | | | | | 59 A | Cal St. Fullerton | 2 3 | 110 H | Western Caro. | 3 2 | |
| | | | | | | 59 A | Cal St. Fullerton | 1 6 | 110 H | Western Caro. | 9 1 | |
| | | | | | | 68 A | Rutgers | 1 7 | 111 N | Seton Hall | 4 6 | |
| | | | | | | 68 A | Rutgers | 9 2 | 111 N | Seton Hall | 2 7 | |
| | | | | | | 68 A | Rutgers | 2 3 | 123 A | Cincinnati | 7 3 | |
| | | | | | | 72 A | Michigan St. | 8 4 | 123 H | Cincinnati | 0 5 | |
| | | | | | | 72 A | Michigan St. | 3 2 | 145 A | Middle Tenn. | 4 5 | |
| | | | | | | 72 A | Michigan St. | 0 9 | 145 A | Middle Tenn. | 14 4 | |
| | | | | | | 87 A | Evansville | 7 6 | 145 A | Middle Tenn. | 2 3 | |
| | | | | | | 91 H | Iowa | 7 1 | 161 H | Ball St. | 4 3 | |
| | | | | | | 91 H | Iowa | 5 6 | 171 A | Xavier | 8 0 | |
| | | | | | | 91 H | Iowa | 8 2 | 234 H | Toledo | 1 3 | |
| | | | | | | 98 A | Indiana St. | 7 5 | 234 H | Toledo | 5 1 | |
| | | | | | | 98 H | Indiana St. | 1 5 | 234 H | Toledo | 8 0 | |
| | | | | | | 98 H | Indiana St. | 5 3 | 234 H | Toledo | 9 6 | |
| | | | | | | | | | 247 N | Illinois St. | 14 1 | |
| | | | | | | | | | 256 H | Purdue | 10 9 | |
| | | | | | | | | | 256 H | Purdue | 3 2 | |
| | | | | | | | | | 256 H | Purdue | 7 6 | |
| | | | | | | | | | 280 H | Butler | 27 1 | |
| | | | | | | | | | 280 N | Butler | 2 1 | |
| LAST 15 GAMES | | | | | | | | | | | | |
| | | | | | | 72 A | Michigan St. | 8 4 | 161 H | Ball St. | 4 3 | |
| | | | | | | 72 A | Michigan St. | 0 9 | 256 H | Purdue | 7 6 | |
| | | | | | | 72 A | Michigan St. | 3 2 | 256 H | Purdue | 3 2 | |
| | | | | | | 171 A | Xavier | 8 0 | | | | |
| | | | | | | 91 H | Iowa | 5 6 | | | | |

Non-Div. I Games:

Indiana

| | | | | |
|----|---|------|---|---|
| 91 | H | Iowa | 8 | 2 |
| 91 | H | Iowa | 7 | 1 |

I
n
d
i
a
n
a

I
n
d
i
a
n
a

| Average RPI Win: | | 225 | WON-LOST RECORD | | WINNING PCT. RANK | | LAST 15 GAMES | | STRENGTH OF SCHEDULE | | OPP. STRENGTH OF SCHEDULE | | TEAM RPI | | ADJ RPI | | CONF. RPI | | ADJ CONF. RPI | |
|------------------|---|----------|-----------------|-----------|-------------------|----------------|---------------|---------------|----------------------|-------------|---------------------------|----------|----------|---------------|------------|-------|-----------|--|---------------|--|
| DIV. I ONLY | | | 20-15-0 | | .57143 99 | | 10-5-0 | | 173 | | 233 | | 118 | | .51532 118 | | 23 | | 23 | |
| DIV. I NON-CONF. | | | 12-11-0 | | .52174 135 | | 4-2-0 | | 176 | | 203 | | 147 | | .50369 147 | | 27 | | 27 | |
| TOTALS | | RPI 1-25 | | RPI 26-50 | | W-L RECORDS | | RPI 51-100 | | RPI 101-150 | | RPI 150+ | | | | | | | | |
| 20-15-0 | | 0-1-0 | | 0-2-0 | | OVERALL | | 0-3-0 | | 1-1-0 | | 19-8-0 | | | | | | | | |
| 4-6-0 | | 0-0-0 | | 0-0-0 | | HOME | | 0-1-0 | | 0-1-0 | | 4-4-0 | | | | | | | | |
| 12-7-0 | | 0-0-0 | | 0-2-0 | | AWAY | | 0-1-0 | | 1-0-0 | | 11-4-0 | | | | | | | | |
| 4-2-0 | | 0-1-0 | | 0-0-0 | | NEUTRAL | | 0-1-0 | | 0-0-0 | | 4-0-0 | | | | | | | | |
| 12-11-0 | | 0-1-0 | | 0-2-0 | | NON-CONFERENCE | | 0-3-0 | | 1-1-0 | | 11-4-0 | | | | | | | | |
| 3-4-0 | | 0-0-0 | | 0-0-0 | | HOME | | 0-1-0 | | 0-1-0 | | 3-2-0 | | | | | | | | |
| 5-5-0 | | 0-0-0 | | 0-0- | | AWAY | | 0-1-0 | | 1-0-0 | | 4-2-0 | | | | | | | | |
| 4-2-0 | | 0-1-0 | | 0-0-0 | | NEUTRAL | | 0-1-0 | | 0-0-0 | | 4-0-0 | | | | | | | | |
| 8-4-0 | | 0-0-0 | | 0-0-0 | | CONFERENCE | | 0-0-0 | | 0-0-0 | | 8-4-0 | | | | | | | | |
| 1-2-0 | | 0-0-0 | | 0-0-0 | | HOME | | 0-0-0 | | 0-0-0 | | 1-2-0 | | | | | | | | |
| 7-2-0 | | 0-0-0 | | 0-0-0 | | AWAY | | 0-0-0 | | 0-0-0 | | 7-2-0 | | | | | | | | |
| 0-0-0 | | 0-0-0 | | 0-0-0 | | NEUTRAL | | 0-0-0 | | 0-0-0 | | 0-0-0 | | | | | | | | |
| RPI | S | Opponent | | Score | | RPI | S | Opponent | | Score | | RPI | S | Opponent | | Score | | | | |
| 23 | N | Michigan | | 1 5 | | 27 | A | Fla. Atlantic | | 1 4 | | 68 | A | Rutgers | | 1 11 | | | | |
| | | | | | | 27 | A | Fla. Atlantic | | 0 1 | | 68 | H | Rutgers | | 4 6 | | | | |
| | | | | | | | | | | | | 72 | N | Michigan St. | | 7 8 | | | | |
| | | | | | | | | | | | | 130 | H | Sacred Heart | | 5 6 | | | | |
| | | | | | | | | | | | | 148 | A | Santa Clara | | 11 9 | | | | |
| | | | | | | | | | | | | 156 | N | Utah Valley | | 6 5 | | | | |
| | | | | | | | | | | | | 157 | A | Monmouth | | 7 3 | | | | |
| | | | | | | | | | | | | 159 | A | Richmond | | 6 5 | | | | |
| | | | | | | | | | | | | 159 | A | Richmond | | 2 4 | | | | |
| | | | | | | | | | | | | 159 | A | Richmond | | 7 3 | | | | |
| | | | | | | | | | | | | 165 | A | South Fla. | | 3 13 | | | | |
| | | | | | | | | | | | | 165 | A | South Fla. | | 8 7 | | | | |
| | | | | | | | | | | | | 165 | A | South Fla. | | 3 7 | | | | |
| | | | | | | | | | | | | 178 | A | Delaware | | 9 4 | | | | |
| | | | | | | | | | | | | 188 | H | Davidson | | 10 1 | | | | |
| | | | | | | | | | | | | 188 | H | Davidson | | 7 8 | | | | |
| | | | | | | | | | | | | 188 | H | Davidson | | 0 3 | | | | |
| | | | | | | | | | | | | 191 | H | Canisius | | 3 4 | | | | |
| | | | | | | | | | | | | 191 | H | Canisius | | 1 2 | | | | |
| | | | | | | | | | | | | 246 | H | Villanova | | 8 3 | | | | |
| | | | | | | | | | | | | 246 | H | Villanova | | 8 0 | | | | |
| | | | | | | | | | | | | 255 | N | Western Mich. | | 17 8 | | | | |
| | | | | | | | | | | | | 261 | A | Lafayette | | 9 4 | | | | |
| | | | | | | | | | | | | 262 | N | UC Davis | | 10 8 | | | | |
| | | | | | | | | | | | | 263 | N | Central Mich. | | 5 2 | | | | |
| | | | | | | | | | | | | 269 | A | Saint Louis | | 6 22 | | | | |
| | | | | | | | | | | | | 269 | A | Saint Louis | | 3 2 | | | | |
| | | | | | | | | | | | | 269 | A | Saint Louis | | 3 2 | | | | |
| | | | | | | | | | | | | 277 | H | Bucknell | | 6 5 | | | | |
| | | | | | | | | | | | | 279 | A | Massachusetts | | 17 7 | | | | |
| | | | | | | LAST 15 GAMES | | | | | | | | | | | | | | |
| | | | | | | 269 | A | Saint Louis | | 6 22 | | 157 | A | Monmouth | | 7 3 | | | | |
| | | | | | | 269 | A | Saint Louis | | 3 2 | | 68 | H | Rutgers | | 4 6 | | | | |
| | | | | | | 269 | A | Saint Louis | | 3 2 | | 68 | A | Rutgers | | 1 11 | | | | |
| | | | | | | 178 | A | Delaware | | 9 4 | | | | | | | | | | |
| | | | | | | 279 | A | Massachusetts | | 17 7 | | | | | | | | | | |

Non-Div. I Games:

Saint Joseph's

| | | | | |
|-----|---|---------------|---|---|
| 279 | A | Massachusetts | 6 | 1 |
| 279 | A | Massachusetts | 3 | 1 |

| RPI | S | Opponent | Score | |
|-----|---|---------------|-------|---|
| 279 | A | Massachusetts | 3 | 1 |
| 279 | A | Massachusetts | 6 | 1 |

Saint Joseph's

S
a
i
n
t
J
o
s
e
p
h
'
s

S
a
i
n
t
J
o
s
e
p
h
'
s

[illegible]

Non-Div. I Games:

West Virginia

| | | |
|------------------|---|----|
| 151 H Kansas St. | 2 | 15 |
| 151 H Kansas St. | 6 | 8 |

W
e
s
t
V
i
r
g
i
n
i
a

W
e
s
t
V
i
r
g
i
n
i
a

U
C
I
r
v
i
n
e

 Tie, Loss, Non-Conf,S Site, H Home, A Away, N Neutral Page 239

| | | |
|---------------------|---|---|
| 71 A Long Beach St. | 3 | 8 |
| 71 A Long Beach St. | 2 | 3 |

U
C
I
r
v
i
n
e

U
C
I
r
v
i
n
e

| | | |
|--------------|---|----|
| 101 A Oregon | 8 | 12 |
| 101 A Oregon | 3 | 4 |

S
o
u
t
h
e
r
n
C
a
l
i
f
o
r
n
i
a

S
o
u
t
h
e
r
n
C
a
l
i
f
o
r
n
i
a

| Average RPI Win: 151 | | WON-LOST | WINNING | LAST 15 | STRENGTH OF | | OPP. STRENGTH | TEAM | ADJ | CONF. | ADJ CONF. |
|----------------------|---------------|----------|---------------|-------------------|----------------|-------|-------------------|-------|-------------|---------------|-----------|
| Average RPI Loss: 96 | | RECORD | PCT. RANK | GAMES | SCHEDULE | | OF SCHEDULE | RPI | RPI | RPI | RPI |
| DIV. I ONLY | | 18-21-0 | .46154 | 179 | 61 | | 115 | 122 | .51393 | 122 | 10 |
| DIV. I NON-CONF. | | 10-8-0 | .55556 | 117 | 88 | | 165 | 87 | .53426 | 87 | 11 |
| TOTALS | | RPI 1-25 | RPI 26-50 | | W-L RECORDS | | RPI 51-100 | | RPI 101-150 | | RPI 150+ |
| 18-21-0 | | 1-3-0 | 0-5-0 | | OVERALL | | 1-3-0 | | 9-6-0 | | 7-4-0 |
| 10-8-0 | | 1-2-0 | 0-1-0 | | HOME | | 1-2-0 | | 5-2-0 | | 3-1-0 |
| 6-11-0 | | 0-1-0 | 0-4-0 | | AWAY | | 0-1-0 | | 4-3-0 | | 2-2-0 |
| 2-2-0 | | 0-0-0 | 0-0-0 | | NEUTRAL | | 0-0-0 | | 0-1-0 | | 2-1-0 |
| 10-8-0 | | 0-1-0 | 0-2-0 | | NON-CONFERENCE | | 0-1-0 | | 4-2-0 | | 6-2-0 |
| 4-2-0 | | 0-0-0 | 0-1-0 | | HOME | | 0-0-0 | | 1-0-0 | | 3-1-0 |
| 4-4-0 | | 0-1-0 | 0-0- | | AWAY | | 0-1-0 | | 3-1-0 | | 1-0-0 |
| 2-2-0 | | 0-0-0 | 0-0-0 | | NEUTRAL | | 0-0-0 | | 0-1-0 | | 2-1-0 |
| 8-13-0 | | 1-2-0 | 0-3-0 | | CONFERENCE | | 1-2-0 | | 5-4-0 | | 1-2-0 |
| 6-6-0 | | 1-2-0 | 0-0-0 | | HOME | | 1-2-0 | | 4-2-0 | | 0-0-0 |
| 2-7-0 | | 0-0-0 | 0-3-0 | | AWAY | | 0-0-0 | | 1-2-0 | | 1-2-0 |
| 0-0-0 | | 0-0-0 | 0-0-0 | | NEUTRAL | | 0-0-0 | | 0-0-0 | | 0-0-0 |
| RPI S | Opponent | Score | RPI S | Opponent | Score | RPI S | Opponent | Score | RPI S | Opponent | Score |
| 5 A | Ole Miss | 3 4 | 37 A | Southeast Mo. St. | 2 4 | 82 H | Troy | 1 11 | 113 N | Morehead St. | 1 2 |
| 12 H | La.-Lafayette | 2 5 | 37 H | Southeast Mo. St. | 8 13 | 82 H | Troy | 1 8 | 114 A | UT Arlington | 0 2 |
| 12 H | La.-Lafayette | 1 6 | 39 A | South Ala. | 2 3 | 82 H | Troy | 4 3 | 114 A | UT Arlington | 8 11 |
| 12 H | La.-Lafayette | 7 6 | 39 A | South Ala. | 2 8 | 89 A | Missouri St. | 11 15 | 114 A | UT Arlington | 4 0 |
| | | | 39 A | South Ala. | 7 12 | | | | 116 A | UAB | 5 2 |
| | | | | | | | | | 116 A | UAB | 14 5 |
| | | | | | | | | | 116 A | UAB | 0 5 |
| | | | | | | | | | 126 H | Ga. Southern | 3 8 |
| | | | | | | | | | 126 H | Ga. Southern | 6 5 |
| | | | | | | | | | 126 H | Ga. Southern | 7 9 |
| | | | | | | | | | 128 A | Southern Ill. | 7 1 |
| | | | | | | | | | 128 H | Southern Ill. | 1 0 |
| | | | | | | | | | 142 H | La.-Monroe | 12 4 |
| | | | | | | | | | 142 H | La.-Monroe | 8 1 |
| | | | | | | | | | 142 H | La.-Monroe | 5 4 |
| | | | | | | | | | 160 H | Milwaukee | 2 9 |
| | | | | | | | | | 160 H | Milwaukee | 7 4 |
| | | | | | | | | | 160 H | Milwaukee | 13 3 |
| | | | | | | | | | 160 H | Milwaukee | 8 1 |
| | | | | | | | | | 207 N | Omaha | 3 4 |
| | | | | | | | | | 213 A | Memphis | 11 5 |
| | | | | | | | | | 235 A | Georgia St. | 4 5 |
| | | | | | | | | | 235 A | Georgia St. | 11 1 |
| | | | | | | | | | 235 A | Georgia St. | 6 14 |
| | | | | | | | | | 269 N | Saint Louis | 9 2 |
| | | | | | | | | | 269 N | Saint Louis | 5 4 |
| | | | LAST 15 GAMES | | | | | | | | |
| | | | 142 H | La.-Monroe | 5 4 | 37 H | Southeast Mo. St. | 8 13 | | | |
| | | | 142 H | La.-Monroe | 12 4 | 39 A | South Ala. | 2 3 | | | |
| | | | 142 H | La.-Monroe | 8 1 | 39 A | South Ala. | 7 12 | | | |
| | | | 128 A | Southern Ill. | 7 1 | | | | | | |
| | | | 82 H | Troy | 1 8 | | | | | | |

Non-Div. I Games:

Arkansas St.

| | | |
|-----------|---|----|
| 82 H Troy | 4 | 3 |
| 82 H Troy | 1 | 11 |

A
r
k
a
n
s
a
s
s
t
.

A
r
k
a
n
s
a
s
s
t
.

| Average RPI Win: | 155 | WON-LOST RECORD | | WINNING PCT. RANK | | LAST 15 GAMES | | STRENGTH OF SCHEDULE | | OPP. STRENGTH OF SCHEDULE | | TEAM RPI | | ADJ RPI | | CONF. RPI | | ADJ CONF. RPI | | | | | |
|------------------|-----|-----------------|--|-------------------|-----|----------------|---|----------------------|--|---------------------------|---|----------|---|-------------|-----|-----------|---|---------------|---|--------------|--|-------|---|
| DIV. I ONLY | | 20-21-0 | | .4878 | 155 | 7-8-0 | | 66 | | 98 | | 123 | | .51276 | 123 | 7 | | 7 | | | | | |
| DIV. I NON-CONF. | | 12-17-0 | | .41379 | 199 | 0-5-0 | | 56 | | 98 | | 156 | | .4995 | 155 | 7 | | 7 | | | | | |
| <hr/> | | | | | | | | | | | | | | | | | | | | | | | |
| TOTALS | | RPI 1-25 | | RPI 26-50 | | W-L RECORDS | | RPI 51-100 | | RPI 101-150 | | RPI 150+ | | | | | | | | | | | |
| 20-21-0 | | 1-4-0 | | 2-4-0 | | OVERALL | | 2-6-0 | | 2-1-0 | | 13-6-0 | | | | | | | | | | | |
| 16-5-0 | | 0-0-0 | | 0-0-0 | | HOME | | 2-2-0 | | 1-1-0 | | 13-2-0 | | | | | | | | | | | |
| 4-9-0 | | 1-3-0 | | 2-3-0 | | AWAY | | 0-2-0 | | 1-0-0 | | 0-1-0 | | | | | | | | | | | |
| 0-7-0 | | 0-1-0 | | 0-1-0 | | NEUTRAL | | 0-2-0 | | 0-0-0 | | 0-3-0 | | | | | | | | | | | |
| 12-17-0 | | 1-4-0 | | 0-3-0 | | NON-CONFERENCE | | 0-5-0 | | 2-1-0 | | 9-4-0 | | | | | | | | | | | |
| 10-2-0 | | 0-0-0 | | 0-0-0 | | HOME | | 0-1-0 | | 1-1-0 | | 9-0-0 | | | | | | | | | | | |
| 2-8-0 | | 1-3-0 | | 0-0- | | AWAY | | 0-2-0 | | 1-0-0 | | 0-1-0 | | | | | | | | | | | |
| 0-7-0 | | 0-1-0 | | 0-1-0 | | NEUTRAL | | 0-2-0 | | 0-0-0 | | 0-3-0 | | | | | | | | | | | |
| 8-4-0 | | 0-0-0 | | 2-1-0 | | CONFERENCE | | 2-1-0 | | 0-0-0 | | 4-2-0 | | | | | | | | | | | |
| 6-3-0 | | 0-0-0 | | 0-0-0 | | HOME | | 2-1-0 | | 0-0-0 | | 4-2-0 | | | | | | | | | | | |
| 2-1-0 | | 0-0-0 | | 2-1-0 | | AWAY | | 0-0-0 | | 0-0-0 | | 0-0-0 | | | | | | | | | | | |
| 0-0-0 | | 0-0-0 | | 0-0-0 | | NEUTRAL | | 0-0-0 | | 0-0-0 | | 0-0-0 | | | | | | | | | | | |
| RPI | S | Opponent | | Score | | RPI | S | Opponent | | Score | | RPI | S | Opponent | | Score | | RPI | S | Opponent | | Score | |
| 5 | N | Ole Miss | | 1 | 7 | 28 | A | Georgia | | 6 | 7 | 54 | A | Tennessee | | 1 | 7 | 117 | A | Indiana | | 5 | 0 |
| 11 | A | Coastal Caro. | | 10 | 7 | 36 | A | Kentucky | | 4 | 8 | 65 | H | UConn | | 3 | 2 | 117 | H | Indiana | | 3 | 7 |
| 14 | A | LSU | | 0 | 4 | 38 | A | Tulane | | 7 | 4 | 65 | H | UConn | | 2 | 4 | 147 | H | Miami (OH) | | 7 | 2 |
| 14 | A | LSU | | 5 | 6 | 38 | A | Tulane | | 2 | 1 | 65 | H | UConn | | 3 | 2 | 161 | N | Ball St. | | 4 | 6 |
| 14 | A | LSU | | 4 | 12 | 38 | A | Tulane | | 0 | 1 | 73 | H | Wright St. | | 5 | 7 | 161 | N | Ball St. | | 3 | 4 |
| | | | | | | 39 | N | South Ala. | | 2 | 3 | 73 | N | Wright St. | | 1 | 6 | 165 | H | South Fla. | | 3 | 5 |
| | | | | | | | | | | | | 79 | N | Western Ky. | | 2 | 5 | 165 | H | South Fla. | | 4 | 3 |
| | | | | | | | | | | | | 100 | A | Ohio St. | | 0 | 9 | 165 | H | South Fla. | | 3 | 2 |
| | | | | | | | | | | | | | | | | | | 171 | A | Xavier | | 3 | 6 |
| | | | | | | | | | | | | | | | | | | 171 | H | Xavier | | 9 | 2 |
| | | | | | | | | | | | | | | | | | | 171 | H | Xavier | | 4 | 0 |
| | | | | | | | | | | | | | | | | | | 171 | N | Xavier | | 5 | 8 |
| | | | | | | | | | | | | | | | | | | 191 | H | Canisius | | 6 | 1 |
| | | | | | | | | | | | | | | | | | | 191 | H | Canisius | | 8 | 7 |
| | | | | | | | | | | | | | | | | | | 191 | H | Canisius | | 4 | 1 |
| | | | | | | | | | | | | | | | | | | 191 | H | Canisius | | 7 | 6 |
| | | | | | | | | | | | | | | | | | | 213 | H | Memphis | | 2 | 6 |
| | | | | | | | | | | | | | | | | | | 213 | H | Memphis | | 1 | 0 |
| | | | | | | | | | | | | | | | | | | 213 | H | Memphis | | 16 | 4 |
| | | | | | | | | | | | | | | | | | | 251 | H | Northwestern | | 10 | 3 |
| | | | | | | | | | | | | | | | | | | 251 | H | Northwestern | | 1 | 0 |
| | | | | | | | | | | | | | | | | | | 251 | H | Northwestern | | 6 | 5 |
| <hr/> | | | | | | | | | | | | | | | | | | | | | | | |
| | | | | | | LAST 15 GAMES | | | | | | | | | | | | | | | | | |
| | | | | | | 213 | H | Memphis | | 2 | 6 | 171 | N | Xavier | | 5 | 8 | | | | | | |
| | | | | | | 213 | H | Memphis | | 16 | 4 | 73 | N | Wright St. | | 1 | 6 | | | | | | |
| | | | | | | 213 | H | Memphis | | 1 | 0 | 65 | H | UConn | | 2 | 4 | | | | | | |
| | | | | | | 100 | A | Ohio St. | | 0 | 9 | | | | | | | | | | | | |
| | | | | | | 38 | A | Tulane | | 7 | 4 | | | | | | | | | | | | |

Non-Div. I Games:

Cincinnati

| | | |
|-------------|---|---|
| 38 A Tulane | 0 | 1 |
| 38 A Tulane | 2 | 1 |

Cincinnati

Cincinnati

| | | | | | | | | | | | | | | | | | | | | | | | |
|------------------|---|------------------|-----------------|-----------|-------------------|----------------|---------------|-----------------|----------------------|-------------|---------------------------|----------|----------|-------------------|------------|-------|-----------|-----|---------------|----------------|--|-------|----|
| Average RPI Win: | | 128 | WON-LOST RECORD | | WINNING PCT. RANK | | LAST 15 GAMES | | STRENGTH OF SCHEDULE | | OPP. STRENGTH OF SCHEDULE | | TEAM RPI | | ADJ RPI | | CONF. RPI | | ADJ CONF. RPI | | | | |
| DIV. I ONLY | | | 20-23-0 | | .46512 176 | | 5-10-0 | | 67 | | 77 | | 124 | | .51217 124 | | 8 | | 8 | | | | |
| DIV. I NON-CONF. | | | 13-12-0 | | .52 138 | | 1-3-0 | | 60 | | 77 | | 105 | | .5259 105 | | 8 | | 8 | | | | |
| TOTALS | | RPI 1-25 | | RPI 26-50 | | W-L RECORDS | | RPI 51-100 | | RPI 101-150 | | RPI 150+ | | | | | | | | | | | |
| 20-23-0 | | 0-4-0 | | 3-6-0 | | OVERALL | | 3-3-0 | | 8-8-0 | | 6-2-0 | | | | | | | | | | | |
| 11-11-0 | | 0-0-0 | | 2-4-0 | | HOME | | 2-2-0 | | 5-3-0 | | 2-2-0 | | | | | | | | | | | |
| 6-11-0 | | 0-3-0 | | 1-2-0 | | AWAY | | 1-1-0 | | 3-5-0 | | 1-0-0 | | | | | | | | | | | |
| 3-1-0 | | 0-1-0 | | 0-0-0 | | NEUTRAL | | 0-0-0 | | 0-0-0 | | 3-0-0 | | | | | | | | | | | |
| 13-12-0 | | 0-4-0 | | 1-2-0 | | NON-CONFERENCE | | 2-1-0 | | 4-3-0 | | 6-2-0 | | | | | | | | | | | |
| 7-6-0 | | 0-0-0 | | 1-2-0 | | HOME | | 1-0-0 | | 3-2-0 | | 2-2-0 | | | | | | | | | | | |
| 3-5-0 | | 0-3-0 | | 0-0- | | AWAY | | 1-1-0 | | 1-1-0 | | 1-0-0 | | | | | | | | | | | |
| 3-1-0 | | 0-1-0 | | 0-0-0 | | NEUTRAL | | 0-0-0 | | 0-0-0 | | 3-0-0 | | | | | | | | | | | |
| 7-11-0 | | 0-0-0 | | 2-4-0 | | CONFERENCE | | 1-2-0 | | 4-5-0 | | 0-0-0 | | | | | | | | | | | |
| 4-5-0 | | 0-0-0 | | 1-2-0 | | HOME | | 1-2-0 | | 2-1-0 | | 0-0-0 | | | | | | | | | | | |
| 3-6-0 | | 0-0-0 | | 1-2-0 | | AWAY | | 0-0-0 | | 2-4-0 | | 0-0-0 | | | | | | | | | | | |
| 0-0-0 | | 0-0-0 | | 0-0-0 | | NEUTRAL | | 0-0-0 | | 0-0-0 | | 0-0-0 | | | | | | | | | | | |
| RPI | S | Opponent | | Score | | RPI | S | Opponent | | Score | | RPI | S | Opponent | | Score | | RPI | S | Opponent | | Score | |
| 9 | N | UC Santa Barbara | | 3 | 9 | 38 | H | Tulane | | 7 | 6 | 59 | A | Cal St. Fullerton | | 2 | 4 | 112 | A | Pepperdine | | 6 | 4 |
| 17 | A | Vanderbilt | | 1 | 17 | 43 | A | BYU | | 1 | 13 | 83 | A | Arizona St. | | 6 | 3 | 112 | A | Pepperdine | | 7 | 2 |
| 17 | A | Vanderbilt | | 4 | 8 | 43 | A | BYU | | 2 | 12 | 85 | H | Nebraska | | 17 | 5 | 112 | A | Pepperdine | | 0 | 8 |
| 17 | A | Vanderbilt | | 6 | 13 | 43 | A | BYU | | 13 | 7 | 97 | H | Loyola Marymount | | 5 | 8 | 115 | H | William & Mary | | 11 | 13 |
| | | | | | | 48 | H | Oregon St. | | 2 | 5 | 97 | H | Loyola Marymount | | 5 | 1 | 115 | H | William & Mary | | 9 | 3 |
| | | | | | | 48 | H | Oregon St. | | 2 | 7 | 97 | H | Loyola Marymount | | 2 | 7 | 115 | H | William & Mary | | 7 | 3 |
| | | | | | | 50 | H | St. Mary's (CA) | | 1 | 9 | | | | | | | 120 | H | UC Irvine | | 2 | 9 |
| | | | | | | 50 | H | St. Mary's (CA) | | 0 | 9 | | | | | | | 127 | A | Baylor | | 5 | 3 |
| | | | | | | 50 | H | St. Mary's (CA) | | 4 | 0 | | | | | | | 127 | A | Baylor | | 3 | 6 |
| | | | | | | | | | | | | | | | | | | 137 | A | San Francisco | | 6 | 7 |
| | | | | | | | | | | | | | | | | | | 137 | A | San Francisco | | 2 | 8 |
| | | | | | | | | | | | | | | | | | | 137 | A | San Francisco | | 3 | 13 |
| | | | | | | | | | | | | | | | | | | 143 | H | UNLV | | 13 | 7 |
| | | | | | | | | | | | | | | | | | | 148 | H | Santa Clara | | 9 | 4 |
| | | | | | | | | | | | | | | | | | | 148 | H | Santa Clara | | 5 | 7 |
| | | | | | | | | | | | | | | | | | | 148 | H | Santa Clara | | 7 | 1 |
| | | | | | | | | | | | | | | | | | | 177 | N | New Mexico St. | | 10 | 1 |
| | | | | | | | | | | | | | | | | | | 177 | N | New Mexico St. | | 5 | 1 |
| | | | | | | | | | | | | | | | | | | 185 | A | San Diego St. | | 4 | 2 |
| | | | | | | | | | | | | | | | | | | 185 | H | San Diego St. | | 3 | 7 |
| | | | | | | | | | | | | | | | | | | 185 | N | San Diego St. | | 9 | 6 |
| | | | | | | | | | | | | | | | | | | 198 | H | UC Riverside | | 4 | 5 |
| | | | | | | | | | | | | | | | | | | 208 | H | Columbia | | 21 | 5 |
| | | | | | | | | | | | | | | | | | | 208 | H | Columbia | | 6 | 3 |
| LAST 15 GAMES | | | | | | | | | | | | | | | | | | | | | | | |
| | | | | | | 137 | A | San Francisco | | 2 | 8 | 185 | H | San Diego St. | | 3 | 7 | | | | | | |
| | | | | | | 137 | A | San Francisco | | 6 | 7 | 143 | H | UNLV | | 13 | 7 | | | | | | |
| | | | | | | 137 | A | San Francisco | | 3 | 13 | 43 | A | BYU | | 13 | 7 | | | | | | |
| | | | | | | 198 | H | UC Riverside | | 4 | 5 | | | | | | | | | | | | |
| | | | | | | 148 | H | Santa Clara | | 5 | 7 | | | | | | | | | | | | |

Non-Div. I Games:

San Diego

| | | |
|-------------------|---|---|
| 148 H Santa Clara | 7 | 1 |
| 148 H Santa Clara | 9 | 4 |

S
a
n
D
i
e
g
o

S
a
n
D
i
e
g
o

| Average RPI Win: 198 | | WON-LOST | WINNING | LAST 15 | STRENGTH OF | | OPP. STRENGTH | TEAM | ADJ | CONF. | ADJ CONF. |
|-----------------------|-------------|----------|---------------|-----------------|----------------|-------|---------------|-------|-------------|-------------------|-----------|
| Average RPI Loss: 124 | | RECORD | PCT. RANK | GAMES | SCHEDULE | | OF SCHEDULE | RPI | RPI | RPI | RPI |
| DIV. I ONLY | | 16-19-0 | .45714 | 188 | 7-8-0 | | 102 | 215 | 125 | .51192 | 125 |
| DIV. I NON-CONF. | | 7-15-0 | .31818 | 247 | 1-5-0 | | 102 | 115 | 165 | .49075 | 165 |
| TOTALS | | RPI 1-25 | RPI 26-50 | | W-L RECORDS | | RPI 51-100 | | RPI 101-150 | | RPI 150+ |
| 16-19-0 | | 0-3-0 | 0-1-0 | | OVERALL | | 3-6-0 | | 0-0-0 | | 13-9-0 |
| 6-4-0 | | 0-0-0 | 0-1-0 | | HOME | | 2-1-0 | | 0-0-0 | | 4-2-0 |
| 9-14-0 | | 0-3-0 | 0-0-0 | | AWAY | | 1-4-0 | | 0-0-0 | | 8-7-0 |
| 1-1-0 | | 0-0-0 | 0-0-0 | | NEUTRAL | | 0-1-0 | | 0-0-0 | | 1-0-0 |
| 7-15-0 | | 0-3-0 | 0-1-0 | | NON-CONFERENCE | | 1-5-0 | | 0-0-0 | | 6-6-0 |
| 1-3-0 | | 0-0-0 | 0-1-0 | | HOME | | 0-0-0 | | 0-0-0 | | 1-2-0 |
| 6-11-0 | | 0-3-0 | 0-0- | | AWAY | | 1-4-0 | | 0-0-0 | | 5-4-0 |
| 0-1-0 | | 0-0-0 | 0-0-0 | | NEUTRAL | | 0-1-0 | | 0-0-0 | | 0-0-0 |
| 9-4-0 | | 0-0-0 | 0-0-0 | | CONFERENCE | | 2-1-0 | | 0-0-0 | | 7-3-0 |
| 5-1-0 | | 0-0-0 | 0-0-0 | | HOME | | 2-1-0 | | 0-0-0 | | 3-0-0 |
| 3-3-0 | | 0-0-0 | 0-0-0 | | AWAY | | 0-0-0 | | 0-0-0 | | 3-3-0 |
| 1-0-0 | | 0-0-0 | 0-0-0 | | NEUTRAL | | 0-0-0 | | 0-0-0 | | 1-0-0 |
| RPI S | Opponent | Score | RPI S | Opponent | Score | RPI S | Opponent | Score | RPI S | Opponent | Score |
| 6 A | Florida St. | 1 19 | 35 H | Bryant | 5 6 | 57 A | Maryland | 0 1 | 162 A | Campbell | 7 6 |
| 6 A | Florida St. | 4 23 | | | | 57 A | Maryland | 2 1 | 173 A | Winthrop | 4 8 |
| 6 A | Florida St. | 1 8 | | | | 57 A | Maryland | 10 13 | 173 A | Winthrop | 11 7 |
| | | | | | | 76 A | Hartford | 13 14 | 173 A | Winthrop | 7 8 |
| | | | | | | 88 H | VCU | 3 7 | 175 A | Holy Cross | 3 5 |
| | | | | | | 88 H | VCU | 5 1 | 188 N | Davidson | 13 4 |
| | | | | | | 88 H | VCU | 7 3 | 190 H | Northeastern | 2 6 |
| | | | | | | 93 A | Penn St. | 3 5 | 192 A | Fordham | 2 4 |
| | | | | | | 98 N | Indiana St. | 2 8 | 192 A | Fordham | 0 8 |
| | | | | | | | | | 192 A | Fordham | 3 1 |
| | | | | | | | | | 217 H | Central Conn. St. | 5 1 |
| | | | | | | | | | 219 H | Quinnipiac | 1 2 |
| | | | | | | | | | 232 H | St. Bonaventure | 3 1 |
| | | | | | | | | | 232 H | St. Bonaventure | 6 3 |
| | | | | | | | | | 232 H | St. Bonaventure | 4 1 |
| | | | | | | | | | 237 A | Towson | 1 7 |
| | | | | | | | | | 237 A | Towson | 9 4 |
| | | | | | | | | | 237 A | Towson | 7 2 |
| | | | | | | | | | 260 A | Brown | 10 6 |
| | | | | | | | | | 283 A | George Mason | 5 2 |
| | | | | | | | | | 283 A | George Mason | 1 2 |
| | | | | | | | | | 283 A | George Mason | 4 3 |
| | | | LAST 15 GAMES | | | | | | | | |
| | | | 232 H | St. Bonaventure | 6 3 | 175 A | Holy Cross | 3 5 | | | |
| | | | 232 H | St. Bonaventure | 3 1 | 260 A | Brown | 10 6 | | | |
| | | | 232 H | St. Bonaventure | 4 1 | 88 H | VCU | 3 7 | | | |
| | | | 76 A | Hartford | 13 14 | | | | | | |
| | | | 192 A | Fordham | 2 4 | | | | | | |

Non-Div. I Games:

Rhode Island

| | | |
|---------------|---|---|
| 192 A Fordham | 0 | 8 |
| 192 A Fordham | 3 | 1 |

R
h
o
d
e
I
s
l
a
n
d

R
h
o
d
e
I
s
l
a
n
d

| Average RPI Win: | 156 | WON-LOST | WINNING | LAST 15 | STRENGTH OF | OPP. STRENGTH | TEAM | ADJ | CONF. | ADJ CONF. | | | |
|-------------------|----------|---------------|-----------|----------------|-------------|--------------------|-------|-------------|-------|--------------------|-------|-----------------|-------|
| Average RPI Loss: | 95 | RECORD | PCT. RANK | GAMES | SCHEDULE | OF SCHEDULE | RPI | RPI | RPI | RPI | | | |
| DIV. I ONLY | 24-17-0 | .58537 | 88 | 9-6-0 | 195 | 28 | 126 | .51164 | 126 | 10 | 10 | | |
| DIV. I NON-CONF. | 14-6-0 | .7 | 44 | 5-0-0 | 249 | 9 | 101 | .52739 | 101 | 11 | 11 | | |
| <hr/> | | | | | | | | | | | | | |
| TOTALS | RPI 1-25 | RPI 26-50 | | W-L RECORDS | | RPI 51-100 | | RPI 101-150 | | RPI 150+ | | | |
| 24-17-0 | 1-4-0 | 1-2-0 | | OVERALL | | 3-2-0 | | 7-4-0 | | 12-5-0 | | | |
| 13-12-0 | 1-3-0 | 0-0-0 | | HOME | | 2-2-0 | | 2-2-0 | | 8-5-0 | | | |
| 11-5-0 | 0-1-0 | 1-2-0 | | AWAY | | 1-0-0 | | 5-2-0 | | 4-0-0 | | | |
| 0-0-0 | 0-0-0 | 0-0-0 | | NEUTRAL | | 0-0-0 | | 0-0-0 | | 0-0-0 | | | |
| 14-6-0 | 0-2-0 | 1-2-0 | | NON-CONFERENCE | | 2-0-0 | | 2-0-0 | | 9-2-0 | | | |
| 10-3-0 | 0-1-0 | 0-0-0 | | HOME | | 1-0-0 | | 1-0-0 | | 8-2-0 | | | |
| 4-3-0 | 0-1-0 | 1-0- | | AWAY | | 1-0-0 | | 1-0-0 | | 1-0-0 | | | |
| 0-0-0 | 0-0-0 | 0-0-0 | | NEUTRAL | | 0-0-0 | | 0-0-0 | | 0-0-0 | | | |
| 10-11-0 | 1-2-0 | 0-0-0 | | CONFERENCE | | 1-2-0 | | 5-4-0 | | 3-3-0 | | | |
| 3-9-0 | 1-2-0 | 0-0-0 | | HOME | | 1-2-0 | | 1-2-0 | | 0-3-0 | | | |
| 7-2-0 | 0-0-0 | 0-0-0 | | AWAY | | 0-0-0 | | 4-2-0 | | 3-0-0 | | | |
| 0-0-0 | 0-0-0 | 0-0-0 | | NEUTRAL | | 0-0-0 | | 0-0-0 | | 0-0-0 | | | |
| RPI | S | Opponent | Score | RPI | S | Opponent | Score | RPI | S | Opponent | Score | | |
| 12 | H | La.-Lafayette | 2 6 | 28 | A | Georgia | 1 4 | 53 | A | Col. of Charleston | 13 10 | | |
| 12 | H | La.-Lafayette | 3 2 | 28 | A | Georgia | 1 5 | 53 | H | Col. of Charleston | 10 6 | | |
| 12 | H | La.-Lafayette | 9 13 | 28 | A | Georgia | 5 3 | 82 | H | Troy | 4 8 | | |
| 22 | A | Georgia Tech | 1 6 | | | | | 82 | H | Troy | 1 2 | | |
| 22 | H | Georgia Tech | 5 6 | | | | | 82 | H | Troy | 7 0 | | |
| | | | | | | | | | | 105 | A | Mercer | 11 10 |
| | | | | | | | | | | 105 | H | Mercer | 8 5 |
| | | | | | | | | | | 114 | A | UT Arlington | 6 0 |
| | | | | | | | | | | 114 | A | UT Arlington | 10 6 |
| | | | | | | | | | | 114 | A | UT Arlington | 0 4 |
| | | | | | | | | | | 122 | A | Arkansas St. | 5 6 |
| | | | | | | | | | | 122 | A | Arkansas St. | 9 7 |
| | | | | | | | | | | 122 | A | Arkansas St. | 8 3 |
| | | | | | | | | | | 152 | H | Texas St. | 3 4 |
| | | | | | | | | | | 152 | H | Texas St. | 3 7 |
| | | | | | | | | | | 152 | H | Texas St. | 3 4 |
| | | | | | | | | | | 184 | H | Kennesaw St. | 10 9 |
| | | | | | | | | | | 213 | H | Memphis | 5 0 |
| | | | | | | | | | | 213 | H | Memphis | 3 2 |
| | | | | | | | | | | 213 | H | Memphis | 4 6 |
| | | | | | | | | | | 215 | H | Radford | 6 3 |
| | | | | | | | | | | 215 | H | Radford | 3 2 |
| | | | | | | | | | | 215 | H | Radford | 1 2 |
| | | | | | | | | | | 215 | H | Radford | 10 2 |
| | | | | | | | | | | 218 | A | The Citadel | 7 5 |
| | | | | | | | | | | 218 | H | The Citadel | 10 2 |
| | | | | | | | | | | 250 | A | Appalachian St. | 8 6 |
| | | | | | | | | | | 250 | A | Appalachian St. | 5 1 |
| | | | | | | | | | | 250 | A | Appalachian St. | 13 3 |
| <hr/> | | | | | | | | | | | | | |
| LAST 15 GAMES | | | | | | | | | | | | | |
| 103 H Little Rock | | | | 8 | 17 | 114 A UT Arlington | | | | 0 | 4 | | |
| 103 H Little Rock | | | | 2 | 3 | 105 H Mercer | | | | 8 | 5 | | |
| 103 H Little Rock | | | | 3 | 2 | 12 H La.-Lafayette | | | | 9 | 13 | | |
| 218 A The Citadel | | | | 7 | 5 | | | | | | | | |
| 218 H The Citadel | | | | 10 | 2 | | | | | | | | |

Non-Div. I Games:

Ga. Southern

| | | | | |
|-----|---|--------------|----|---|
| 114 | A | UT Arlington | 10 | 6 |
| 114 | A | UT Arlington | 6 | 0 |

| RPI | S | Opponent | Score | |
|-----|---|--------------|-------|---|
| 288 | H | Savannah St. | 16 | 1 |

Ga. Southern

G
a
.
S
o
u
t
h
e
r
n

G
a
.
S
o
u
t
h
e
r
n

| Average RPI Win: 113 | | WON-LOST | WINNING | LAST 15 | STRENGTH OF | | OPP. STRENGTH | TEAM | ADJ | CONF. | ADJ CONF. |
|----------------------|--------------|----------|---------------|-----------------|----------------|-------|-----------------|-------|-------------|----------------|-----------|
| Average RPI Loss: 93 | | RECORD | PCT. RANK | GAMES | SCHEDULE | | OF SCHEDULE | RPI | RPI | RPI | RPI |
| DIV. I ONLY | | 18-22-0 | .45 | 193 | 7-8-0 | | 43 | 53 | 127 | .51128 | 127 |
| DIV. I NON-CONF. | | 13-12-0 | .52 | 138 | 3-1-0 | | 19 | 68 | 90 | .53226 | 90 |
| TOTALS | | RPI 1-25 | RPI 26-50 | | W-L RECORDS | | RPI 51-100 | | RPI 101-150 | | RPI 150+ |
| 18-22-0 | | 1-5-0 | 4-3-0 | | OVERALL | | 2-3-0 | | 5-5-0 | | 6-6-0 |
| 13-14-0 | | 1-5-0 | 3-2-0 | | HOME | | 0-1-0 | | 4-2-0 | | 5-4-0 |
| 5-8-0 | | 0-0-0 | 1-1-0 | | AWAY | | 2-2-0 | | 1-3-0 | | 1-2-0 |
| 0-0-0 | | 0-0-0 | 0-0-0 | | NEUTRAL | | 0-0-0 | | 0-0-0 | | 0-0-0 |
| 13-12-0 | | 0-0-0 | 4-3-0 | | NON-CONFERENCE | | 2-3-0 | | 4-3-0 | | 3-3-0 |
| 10-8-0 | | 0-0-0 | 3-2-0 | | HOME | | 0-1-0 | | 4-2-0 | | 3-3-0 |
| 3-4-0 | | 0-0-0 | 1-0- | | AWAY | | 2-2-0 | | 0-1-0 | | 0-0-0 |
| 0-0-0 | | 0-0-0 | 0-0-0 | | NEUTRAL | | 0-0-0 | | 0-0-0 | | 0-0-0 |
| 5-10-0 | | 1-5-0 | 0-0-0 | | CONFERENCE | | 0-0-0 | | 1-2-0 | | 3-3-0 |
| 3-6-0 | | 1-5-0 | 0-0-0 | | HOME | | 0-0-0 | | 0-0-0 | | 2-1-0 |
| 2-4-0 | | 0-0-0 | 0-0-0 | | AWAY | | 0-0-0 | | 1-2-0 | | 1-2-0 |
| 0-0-0 | | 0-0-0 | 0-0-0 | | NEUTRAL | | 0-0-0 | | 0-0-0 | | 0-0-0 |
| RPI S | Opponent | Score | RPI S | Opponent | Score | RPI S | Opponent | Score | RPI S | Opponent | Score |
| 15 H | Texas Tech | 0 5 | 40 A | Dallas Baptist | 19 6 | 78 A | Houston | 4 10 | 108 A | Oklahoma | 6 7 |
| 15 H | Texas Tech | 4 3 | 40 A | Dallas Baptist | 3 5 | 78 A | Houston | 2 11 | 108 A | Oklahoma | 6 1 |
| 15 H | Texas Tech | 5 6 | 40 H | Dallas Baptist | 8 3 | 78 A | Houston | 4 2 | 108 A | Oklahoma | 3 4 |
| 25 H | Oklahoma St. | 2 6 | 47 H | Lamar | 6 3 | 81 A | Sam Houston St. | 5 1 | 114 A | UT Arlington | 3 6 |
| 25 H | Oklahoma St. | 1 3 | 49 H | Washington | 9 5 | 81 H | Sam Houston St. | 5 6 | 114 H | UT Arlington | 2 9 |
| 25 H | Oklahoma St. | 7 10 | 49 H | Washington | 2 7 | | | | 124 H | San Diego | 6 3 |
| | | | 49 H | Washington | 1 7 | | | | 124 H | San Diego | 3 5 |
| | | | | | | | | | 131 H | Wofford | 9 5 |
| | | | | | | | | | 131 H | Wofford | 4 0 |
| | | | | | | | | | 141 H | UTSA | 5 4 |
| | | | | | | | | | 151 A | Kansas St. | 7 11 |
| | | | | | | | | | 151 A | Kansas St. | 4 10 |
| | | | | | | | | | 151 A | Kansas St. | 7 5 |
| | | | | | | | | | 152 H | Texas St. | 3 12 |
| | | | | | | | | | 168 H | Stony Brook | 20 4 |
| | | | | | | | | | 168 H | Stony Brook | 16 2 |
| | | | | | | | | | 168 H | Stony Brook | 6 5 |
| | | | | | | | | | 177 H | New Mexico St. | 4 7 |
| | | | | | | | | | 177 H | New Mexico St. | 5 9 |
| | | | | | | | | | 194 H | Kansas | 1 6 |
| | | | | | | | | | 194 H | Kansas | 2 1 |
| | | | | | | | | | 194 H | Kansas | 5 2 |
| | | | LAST 15 GAMES | | | | | | | | |
| | | | 151 A | Kansas St. | 4 10 | 47 H | Lamar | 6 3 | | | |
| | | | 151 A | Kansas St. | 7 11 | 108 A | Oklahoma | 6 7 | | | |
| | | | 151 A | Kansas St. | 7 5 | 108 A | Oklahoma | 6 1 | | | |
| | | | 81 H | Sam Houston St. | 5 6 | | | | | | |
| | | | 25 H | Oklahoma St. | 1 3 | | | | | | |

Non-Div. I Games:

Baylor

| | | |
|-------------------|---|----|
| 25 H Oklahoma St. | 7 | 10 |
| 25 H Oklahoma St. | 2 | 6 |

B
a
y
l
o
r

B
a
y
l
o
r

| Average RPI Win: | 163 | WON-LOST | WINNING | LAST 15 | STRENGTH OF | OPP. STRENGTH | TEAM | ADJ | CONF. | ADJ CONF. | |
|-------------------|----------|-----------|-----------|----------------|-------------|-------------------|-------|-------------|-------|------------------|-------|
| Average RPI Loss: | 118 | RECORD | PCT. RANK | GAMES | SCHEDULE | OF SCHEDULE | RPI | RPI | RPI | RPI | |
| DIV. I ONLY | 23-17-1 | .57317 | 98 | 8-7-0 | 128 | 139 | 128 | .51042 | 128 | 11 | 11 |
| DIV. I NON-CONF. | 19-12-1 | .60938 | 81 | 4-2-0 | 160 | 142 | 132 | .50928 | 132 | 13 | 13 |
| <hr/> | | | | | | | | | | | |
| TOTALS | RPI 1-25 | RPI 26-50 | | W-L RECORDS | | RPI 51-100 | | RPI 101-150 | | RPI 150+ | |
| 23-17-1 | 0-0-0 | 2-2-0 | | OVERALL | | 8-8-0 | | 0-2-0 | | 13-5-1 | |
| 18-9-1 | 0-0-0 | 1-0-0 | | HOME | | 7-5-0 | | 0-1-0 | | 10-3-1 | |
| 5-8-0 | 0-0-0 | 1-2-0 | | AWAY | | 1-3-0 | | 0-1-0 | | 3-2-0 | |
| 0-0-0 | 0-0-0 | 0-0-0 | | NEUTRAL | | 0-0-0 | | 0-0-0 | | 0-0-0 | |
| 19-12-1 | 0-0-0 | 1-0-0 | | NON-CONFERENCE | | 7-6-0 | | 0-2-0 | | 11-4-1 | |
| 17-7-1 | 0-0-0 | 1-0-0 | | HOME | | 6-3-0 | | 0-1-0 | | 10-3-1 | |
| 2-5-0 | 0-0-0 | 0-0- | | AWAY | | 1-3-0 | | 0-1-0 | | 1-1-0 | |
| 0-0-0 | 0-0-0 | 0-0-0 | | NEUTRAL | | 0-0-0 | | 0-0-0 | | 0-0-0 | |
| 4-5-0 | 0-0-0 | 1-2-0 | | CONFERENCE | | 1-2-0 | | 0-0-0 | | 2-1-0 | |
| 1-2-0 | 0-0-0 | 0-0-0 | | HOME | | 1-2-0 | | 0-0-0 | | 0-0-0 | |
| 3-3-0 | 0-0-0 | 1-2-0 | | AWAY | | 0-0-0 | | 0-0-0 | | 2-1-0 | |
| 0-0-0 | 0-0-0 | 0-0-0 | | NEUTRAL | | 0-0-0 | | 0-0-0 | | 0-0-0 | |
| RPI | S | Opponent | Score | RPI | S | Opponent | Score | RPI | S | Opponent | Score |
| | | | | 37 | H | Southeast Mo. St. | 6 5 | 66 | H | Jacksonville St. | 3 2 |
| | | | | 40 | A | Dallas Baptist | 4 7 | 66 | H | Jacksonville St. | 13 3 |
| | | | | 40 | A | Dallas Baptist | 7 0 | 66 | H | Jacksonville St. | 5 9 |
| | | | | 40 | A | Dallas Baptist | 2 5 | 67 | A | Austin Peay | 6 13 |
| | | | | | | | | 67 | H | Austin Peay | 10 16 |
| | | | | | | | | 75 | A | McNeese St. | 2 5 |
| | | | | | | | | 75 | A | McNeese St. | 2 1 |
| | | | | | | | | 75 | A | McNeese St. | 4 8 |
| | | | | | | | | 90 | H | Illinois | 1 0 |
| | | | | | | | | 90 | H | Illinois | 3 2 |
| | | | | | | | | 91 | H | Iowa | 6 1 |
| | | | | | | | | 91 | H | Iowa | 5 7 |
| | | | | | | | | 91 | H | Iowa | 2 1 |
| | | | | | | | | 98 | H | Indiana St. | 7 6 |
| | | | | | | | | 98 | H | Indiana St. | 0 3 |
| | | | | | | | | 98 | H | Indiana St. | 1 5 |
| | | | | | | | | | | | |
| | | | | | | | | | | | |
| | | | | | | | | | | | |
| | | | | | | | | | | | |
| | | | | | | | | | | | |
| | | | | | | | | | | | |
| | | | | | | | | | | | |
| | | | | | | | | | | | |
| | | | | | | | | | | | |
| | | | | | | | | | | | |
| | | | | | | | | | | | |
| | | | | | | | | | | | |
| | | | | | | | | | | | |
| | | | | | | | | | | | |
| | | | | | | | | | | | |
| | | | | | | | | | | | |
| | | | | | | | | | | | |
| | | | | | | | | | | | |
| | | | | | | | | | | | |
| | | | | | | | | | | | |
| | | | | | | | | | | | |
| | | | | | | | | | | | |
| | | | | | | | | | | | |
| | | | | | | | | | | | |
| | | | | | | | | | | | |
| | | | | | | | | | | | |
| | | | | | | | | | | | |
| | | | | | | | | | | | |
| | | | | | | | | | | | |
| | | | | | | | | | | | |
| | | | | | | | | | | | |
| | | | | | | | | | | | |
| | | | | | | | | | | | |
| | | | | | | | | | | | |
| | | | | | | | | | | | |
| | | | | | | | | | | | |
| | | | | | | | | | | | |
| | | | | | | | | | | | |
| | | | | | | | | | | | |
| | | | | | | | | | | | |
| | | | | | | | | | | | |
| | | | | | | | | | | | |
| | | | | | | | | | | | |
| | | | | | | | | | | | |
| | | | | | | | | | | | |
| | | | | | | | | | | | |
| | | | | | | | | | | | |
| | | | | | | | | | | | |
| | | | | | | | | | | | |
| | | | | | | | | | | | |
| | | | | | | | | | | | |
| | | | | | | | | | | | |
| | | | | | | | | | | | |
| | | | | | | | | | | | |
| | | | | | | | | | | | |
| | | | | | | | | | | | |
| | | | | | | | | | | | |
| | | | | | | | | | | | |
| | | | | | | | | | | | |
| | | | | | | | | | | | |
| | | | </ | | | | | | | | |

Non-Div. I Games:

Southern Ill.

| | | |
|---------------------|---|---|
| 40 A Dallas Baptist | 4 | 7 |
| 40 A Dallas Baptist | 2 | 5 |

S
o
u
t
h
e
r
n
I
l
l
.

S
o
u
t
h
e
r
n
I
l
l
.

Liberty

Liberty

| | | |
|----------------|---|---|
| 162 A Campbell | 3 | 0 |
| 162 A Campbell | 1 | 2 |

L
i
b
e
r
t
y

L
i
b
e
r
t
y

| Average RPI Win: 232 | | WON-LOST | WINNING | LAST 15 | STRENGTH OF | | OPP. STRENGTH | TEAM | ADJ | CONF. | ADJ CONF. |
|-----------------------|---------------|----------|-----------|---------------------|----------------|-------|-------------------|-------|-------------|---------------------|-----------|
| Average RPI Loss: 164 | | RECORD | PCT. RANK | GAMES | SCHEDULE | | OF SCHEDULE | RPI | RPI | RPI | RPI |
| DIV. I ONLY | | 21-15-0 | .58333 | 92 | 10-5-0 | | 235 | 239 | 130 | .51034 | 130 |
| DIV. I NON-CONF. | | 9-12-0 | .42857 | 187 | 3-2-0 | | 251 | 183 | 183 | .48291 | 183 |
| TOTALS | | RPI 1-25 | RPI 26-50 | | W-L RECORDS | | RPI 51-100 | | RPI 101-150 | | RPI 150+ |
| 21-15-0 | | 0-3-0 | 0-0-0 | | OVERALL | | 0-0-0 | | 1-3-0 | | 20-9-0 |
| 8-2-0 | | 0-0-0 | 0-0-0 | | HOME | | 0-0-0 | | 0-0-0 | | 8-2-0 |
| 13-13-0 | | 0-3-0 | 0-0-0 | | AWAY | | 0-0-0 | | 1-3-0 | | 12-7-0 |
| 0-0-0 | | 0-0-0 | 0-0-0 | | NEUTRAL | | 0-0-0 | | 0-0-0 | | 0-0-0 |
| 9-12-0 | | 0-3-0 | 0-0-0 | | NON-CONFERENCE | | 0-0-0 | | 1-3-0 | | 8-6-0 |
| 3-0-0 | | 0-0-0 | 0-0-0 | | HOME | | 0-0-0 | | 0-0-0 | | 3-0-0 |
| 6-12-0 | | 0-3-0 | 0-0- | | AWAY | | 0-0-0 | | 1-3-0 | | 5-6-0 |
| 0-0-0 | | 0-0-0 | 0-0-0 | | NEUTRAL | | 0-0-0 | | 0-0-0 | | 0-0-0 |
| 12-3-0 | | 0-0-0 | 0-0-0 | | CONFERENCE | | 0-0-0 | | 0-0-0 | | 12-3-0 |
| 5-2-0 | | 0-0-0 | 0-0-0 | | HOME | | 0-0-0 | | 0-0-0 | | 5-2-0 |
| 7-1-0 | | 0-0-0 | 0-0-0 | | AWAY | | 0-0-0 | | 0-0-0 | | 7-1-0 |
| 0-0-0 | | 0-0-0 | 0-0-0 | | NEUTRAL | | 0-0-0 | | 0-0-0 | | 0-0-0 |
| RPI S | Opponent | Score | RPI S | Opponent | Score | RPI S | Opponent | Score | RPI S | Opponent | Score |
| 12 A | La.-Lafayette | 0 8 | | | | | | | 118 A | Saint Joseph's | 6 5 |
| 12 A | La.-Lafayette | 0 4 | | | | | | | 144 A | SFA | 5 7 |
| 12 A | La.-Lafayette | 3 9 | | | | | | | 144 A | SFA | 11 13 |
| | | | | | | | | | 144 A | SFA | 1 15 |
| | | | | | | | | | 168 A | Stony Brook | 2 4 |
| | | | | | | | | | 192 H | Fordham | 2 1 |
| | | | | | | | | | 199 A | Yale | 9 0 |
| | | | | | | | | | 199 H | Yale | 7 0 |
| | | | | | | | | | 202 H | Fairfield | 9 8 |
| | | | | | | | | | 212 A | Nicholls St. | 7 8 |
| | | | | | | | | | 212 A | Nicholls St. | 0 5 |
| | | | | | | | | | 212 A | Nicholls St. | 7 5 |
| | | | | | | | | | 217 H | Central Conn. St. | 7 4 |
| | | | | | | | | | 217 H | Central Conn. St. | 4 11 |
| | | | | | | | | | 217 H | Central Conn. St. | 5 4 |
| | | | | | | | | | 217 H | Central Conn. St. | 3 2 |
| | | | | | | | | | 220 A | Rider | 2 4 |
| | | | | | | | | | 220 A | Rider | 7 4 |
| | | | | | | | | | 220 A | Rider | 1 4 |
| | | | | | | | | | 246 A | Villanova | 2 3 |
| | | | | | | | | | 246 A | Villanova | 2 0 |
| | | | | | | | | | 252 A | Fairleigh Dickinson | 5 7 |
| | | | | | | | | | 252 A | Fairleigh Dickinson | 6 5 |
| | | | | | | | | | 252 A | Fairleigh Dickinson | 3 0 |
| | | | | | | | | | 252 A | Fairleigh Dickinson | 8 7 |
| | | | | | | | | | 252 H | Fairleigh Dickinson | 2 0 |
| | | | | | | | | | 252 H | Fairleigh Dickinson | 9 6 |
| LAST 15 GAMES | | | | | | | | | | | |
| | | | 252 A | Fairleigh Dickinson | 5 7 | 217 H | Central Conn. St. | 3 2 | | | |
| | | | 252 A | Fairleigh Dickinson | 3 0 | 217 H | Central Conn. St. | 4 11 | | | |
| | | | 252 A | Fairleigh Dickinson | 6 5 | 199 H | Yale | 7 0 | | | |
| | | | 252 A | Fairleigh Dickinson | 8 7 | | | | | | |
| | | | 202 H | Fairfield | 9 8 | | | | | | |

Non-Div. I Games:

Sacred Heart

| | | |
|-------------------------|---|---|
| 217 H Central Conn. St. | 7 | 4 |
| 217 H Central Conn. St. | 5 | 4 |

| RPI | S | Opponent | Score | |
|-----|---|---------------------|-------|---|
| 252 | H | Fairleigh Dickinson | 4 | 5 |
| 271 | A | LIU Brooklyn | 5 | 0 |
| 271 | A | LIU Brooklyn | 8 | 0 |
| 271 | A | LIU Brooklyn | 11 | 0 |
| 271 | A | LIU Brooklyn | 5 | 2 |
| 292 | A | Alcorn | 16 | 3 |

Sacred Heart

S
a
c
r
e
d
H
e
a
r
t

S
a
c
r
e
d
H
e
a
r
t

W
o
f
f
o
r
d

Wofford

| | | | | |
|-----|---|-------------|----|---|
| 218 | H | The Citadel | 10 | 9 |
| 218 | H | The Citadel | 10 | 5 |

| RPI | S | Opponent | Score | |
|-----|---|---------------|-------|----|
| 236 | H | USC Upstate | 6 | 3 |
| 238 | H | Ohio | 6 | 5 |
| 238 | H | Ohio | 6 | 3 |
| 238 | H | Ohio | 2 | 16 |
| 238 | H | Ohio | 5 | 3 |
| 241 | H | Cornell | 2 | 6 |
| 241 | H | Cornell | 5 | 12 |
| 241 | H | Cornell | 5 | 1 |
| 261 | H | Lafayette | 14 | 8 |
| 283 | H | George Mason | 11 | 6 |
| 285 | H | UNC Asheville | 8 | 5 |

Wofford

W
o
f
f
o
r
d

W
o
f
f
o
r
d

| | | |
|------------------|---|---|
| 165 H South Fla. | 4 | 0 |
| 165 H South Fla. | 4 | 6 |

U
C
F

U
C
F

| Average RPI Win: 112 | | WON-LOST | WINNING | LAST 15 | STRENGTH OF | | OPP. STRENGTH | TEAM | ADJ | CONF. | ADJ CONF. |
|-----------------------|-----------|----------|-----------|----------------|-----------------|-------|---------------|-------|---------------------|--------|-----------|
| Average RPI Loss: 113 | | RECORD | PCT. RANK | GAMES | SCHEDULE | | OF SCHEDULE | RPI | RPI | RPI | RPI |
| DIV. I ONLY | | 14-22-0 | .38889 | 223 | 7-8-0 | | 42 | 130 | 133 | .50896 | 133 |
| DIV. I NON-CONF. | | 5-15-0 | .25 | 266 | 2-4-0 | | 129 | 187 | 253 | .44453 | 252 |
| TOTALS | | RPI 1-25 | RPI 26-50 | | W-L RECORDS | | RPI 51-100 | | RPI 101-150 | | RPI 150+ |
| 14-22-0 | 0-2-0 | 4-6-0 | | OVERALL | | 2-1-0 | | 3-3-0 | | 5-10-0 | |
| 6-5-0 | 0-0-0 | 4-2-0 | | HOME | | 0-0-0 | | 0-0-0 | | 2-3-0 | |
| 6-11-0 | 0-0-0 | 0-3-0 | | AWAY | | 2-1-0 | | 3-3-0 | | 1-4-0 | |
| 2-6-0 | 0-2-0 | 0-1-0 | | NEUTRAL | | 0-0-0 | | 0-0-0 | | 2-3-0 | |
| 5-15-0 | 0-2-0 | 0-3-0 | | NON-CONFERENCE | | 0-0-0 | | 0-0-0 | | 5-10-0 | |
| 2-3-0 | 0-0-0 | 0-0-0 | | HOME | | 0-0-0 | | 0-0-0 | | 2-3-0 | |
| 1-7-0 | 0-0-0 | 0-0- | | AWAY | | 0-0-0 | | 0-0-0 | | 1-4-0 | |
| 2-5-0 | 0-2-0 | 0-0-0 | | NEUTRAL | | 0-0-0 | | 0-0-0 | | 2-3-0 | |
| 9-7-0 | 0-0-0 | 4-3-0 | | CONFERENCE | | 2-1-0 | | 3-3-0 | | 0-0-0 | |
| 4-2-0 | 0-0-0 | 4-2-0 | | HOME | | 0-0-0 | | 0-0-0 | | 0-0-0 | |
| 5-4-0 | 0-0-0 | 0-0-0 | | AWAY | | 2-1-0 | | 3-3-0 | | 0-0-0 | |
| 0-1-0 | 0-0-0 | 0-1-0 | | NEUTRAL | | 0-0-0 | | 0-0-0 | | 0-0-0 | |
| RPI S | Opponent | Score | | RPI S | Opponent | Score | | RPI S | Opponent | Score | |
| 23 N | Minnesota | 3 | 9 | 31 H | Arizona | 7 | 6 | 83 A | Arizona St. | 3 | 1 |
| 23 N | Minnesota | 1 | 6 | 31 H | Arizona | 4 | 2 | 83 A | Arizona St. | 16 | 7 |
| | | | | 31 H | Arizona | 6 | 3 | 83 A | Arizona St. | 0 | 5 |
| | | | | 43 A | BYU | 3 | 14 | | | | |
| | | | | 43 A | BYU | 0 | 6 | | | | |
| | | | | 48 H | Oregon St. | 4 | 10 | | | | |
| | | | | 48 H | Oregon St. | 2 | 7 | | | | |
| | | | | 48 H | Oregon St. | 7 | 6 | | | | |
| | | | | 48 N | Oregon St. | 2 | 10 | | | | |
| | | | | 50 A | St. Mary's (CA) | 2 | 7 | | | | |
| | | | | LAST 15 GAMES | | | | | | | |
| | | | | 48 H | Oregon St. | 7 | 6 | 43 A | BYU | 3 | 14 |
| | | | | 48 H | Oregon St. | 2 | 7 | 121 A | Southern California | 14 | 8 |
| | | | | 48 H | Oregon St. | 4 | 10 | 121 A | Southern California | 1 | 6 |
| | | | | 156 H | Utah Valley | 11 | 12 | | | | |
| | | | | 198 H | UC Riverside | 3 | 5 | | | | |

Non-Div. I Games:

Utah

| | | | | |
|-----|---|--------------|---|---|
| 198 | H | UC Riverside | 9 | 8 |
| 198 | H | UC Riverside | 4 | 0 |

U
t
a
h

U
t
a
h

| | | | | | | | | | | | | | | |
|------------------|----------|-----------------|-------------------|---------------|----------------|----------------------|---------------------------|----------|---------|-------------------|---------------|---------------|----------------------|------|
| Average RPI Win: | 215 | WON-LOST RECORD | WINNING PCT. RANK | LAST 15 GAMES | | STRENGTH OF SCHEDULE | OPP. STRENGTH OF SCHEDULE | TEAM RPI | ADJ RPI | CONF. RPI | ADJ CONF. RPI | | | |
| DIV. I ONLY | | 29-14-0 | .67442 | 40 | 8-7-0 | 239 | 153 | 133 | .50896 | 133 | 16 | 16 | | |
| DIV. I NON-CONF. | | 21-7-0 | .75 | 28 | 2-1-0 | 296 | 199 | 164 | .49159 | 164 | 19 | 19 | | |
| <hr/> | | | | | | | | | | | | | | |
| TOTALS | RPI 1-25 | | | RPI 26-50 | W-L RECORDS | | RPI 51-100 | | | RPI 101-150 | | RPI 150+ | | |
| 29-14-0 | 0-4-0 | | | 0-0-0 | OVERALL | | 2-1-0 | | | 1-3-0 | | 26-6-0 | | |
| 26-5-0 | 0-0-0 | | | 0-0-0 | HOME | | 2-1-0 | | | 1-1-0 | | 23-3-0 | | |
| 3-9-0 | 0-4-0 | | | 0-0-0 | AWAY | | 0-0-0 | | | 0-2-0 | | 3-3-0 | | |
| 0-0-0 | 0-0-0 | | | 0-0-0 | NEUTRAL | | 0-0-0 | | | 0-0-0 | | 0-0-0 | | |
| 21-7-0 | 0-1-0 | | | 0-0-0 | NON-CONFERENCE | | 0-0-0 | | | 1-3-0 | | 20-3-0 | | |
| 19-3-0 | 0-0-0 | | | 0-0-0 | HOME | | 0-0-0 | | | 1-1-0 | | 18-2-0 | | |
| 2-4-0 | 0-1-0 | | | 0-0- | AWAY | | 0-0-0 | | | 0-2-0 | | 2-1-0 | | |
| 0-0-0 | 0-0-0 | | | 0-0-0 | NEUTRAL | | 0-0-0 | | | 0-0-0 | | 0-0-0 | | |
| 8-7-0 | 0-3-0 | | | 0-0-0 | CONFERENCE | | 2-1-0 | | | 0-0-0 | | 6-3-0 | | |
| 7-2-0 | 0-0-0 | | | 0-0-0 | HOME | | 2-1-0 | | | 0-0-0 | | 5-1-0 | | |
| 1-5-0 | 0-3-0 | | | 0-0-0 | AWAY | | 0-0-0 | | | 0-0-0 | | 1-2-0 | | |
| 0-0-0 | 0-0-0 | | | 0-0-0 | NEUTRAL | | 0-0-0 | | | 0-0-0 | | 0-0-0 | | |
| RPI | S | Opponent | Score | RPI | S | Opponent | Score | RPI | S | Opponent | Score | | | |
| 11 | A | Coastal Caro. | 4 16 | | | | | 58 | H | High Point | 9 0 | | | |
| 11 | A | Coastal Caro. | 6 10 | | | | | 58 | H | High Point | 2 5 | | | |
| 11 | A | Coastal Caro. | 4 10 | | | | | 58 | H | High Point | 3 1 | | | |
| 16 | A | North Carolina | 5 11 | | | | | | | | | | | |
| | | | | | | | | | | 110 | A | Western Caro. | 14 16 | |
| | | | | | | | | | | 131 | A | Wofford | 9 13 | |
| | | | | | | | | | | 131 | H | Wofford | 1 5 | |
| | | | | | | | | | | 131 | H | Wofford | 5 3 | |
| | | | | | | | | | | 155 | A | Furman | 2 1 | |
| | | | | | | | | | | 155 | H | Furman | 6 3 | |
| | | | | | | | | | | 162 | A | Campbell | 4 17 | |
| | | | | | | | | | | 162 | A | Campbell | 5 0 | |
| | | | | | | | | | | 162 | A | Campbell | 4 10 | |
| | | | | | | | | | | 163 | H | Presbyterian | 0 3 | |
| | | | | | | | | | | 163 | H | Presbyterian | 3 1 | |
| | | | | | | | | | | 163 | H | Presbyterian | 14 0 | |
| | | | | | | | | | | 166 | H | Charlotte | 8 4 | |
| | | | | | | | | | | 193 | H | James Madison | 5 4 | |
| | | | | | | | | | | 193 | H | James Madison | 8 2 | |
| | | | | | | | | | | 193 | H | James Madison | 7 6 | |
| | | | | | | | | | | 220 | H | Rider | 3 2 | |
| | | | | | | | | | | 220 | H | Rider | 8 2 | |
| | | | | | | | | | | 220 | H | Rider | 6 1 | |
| | | | | | | | | | | 220 | H | Rider | 6 2 | |
| | | | | | | | | | | 236 | A | USC Upstate | 4 7 | |
| | | | | | | | | | | 236 | H | USC Upstate | 0 3 | |
| | | | | | | | | | | | | | | |
| | | | | | | LAST 15 GAMES | | | | | | | | |
| | | | | | | 244 H Charleston So. | 5 2 | | | 236 A USC Upstate | 4 7 | | 244 H Charleston So. | 21 2 |
| | | | | | | 244 H Charleston So. | 21 2 | | | 162 A Campbell | 5 0 | | 244 H Charleston So. | 5 2 |
| | | | | | | 244 H Charleston So. | 1 0 | | | 162 A Campbell | 4 17 | | 244 H Charleston So. | 1 0 |
| | | | | | | 166 H Charlotte | 8 4 | | | | | | 261 H Lafayette | 6 7 |
| | | | | | | 58 H High Point | 2 5 | | | | | | 275 H Iona | 3 2 |

Non-Div. I Games:

Gardner-Webb

| | | | | |
|----|---|------------|---|---|
| 58 | H | High Point | 3 | 1 |
| 58 | H | High Point | 9 | 0 |

| RPI | S | Opponent | Score | |
|-----|---|--------------|-------|---|
| 275 | H | Iona | 11 | 1 |
| 275 | H | Iona | 9 | 8 |
| 275 | H | Iona | 4 | 2 |
| 287 | A | N.C. A&T | 1 | 0 |
| 287 | H | N.C. A&T | 10 | 6 |
| 290 | H | Delaware St. | 7 | 6 |
| 290 | H | Delaware St. | 8 | 0 |
| 290 | H | Delaware St. | 7 | 1 |
| 290 | H | Delaware St. | 9 | 0 |

Gardner-Webb

Gardner-Webb

Gardner-Webb

| | | | | | | | | | | | | | |
|-------------------|----------|-----------|-----------|----------------|----------------|---------------|--------------|-------------|---------------|-----------|----------------|----|----|
| Average RPI Win: | 188 | WON-LOST | WINNING | LAST 15 | STRENGTH OF | OPP. STRENGTH | TEAM | ADJ | CONF. | ADJ CONF. | | | |
| Average RPI Loss: | 143 | RECORD | PCT. RANK | GAMES | SCHEDULE | OF SCHEDULE | RPI | RPI | RPI | RPI | | | |
| DIV. I ONLY | 16-14-0 | .53333 | 126 | 9-5-0 | 238 | 159 | 135 | .50804 | 135 | 18 | 18 | | |
| DIV. I NON-CONF. | 8-9-0 | .47059 | 168 | 2-0-0 | 170 | 118 | 100 | .52768 | 100 | 14 | 14 | | |
| <hr/> | | | | | | | | | | | | | |
| TOTALS | RPI 1-25 | RPI 26-50 | | W-L RECORDS | | RPI 51-100 | | RPI 101-150 | | RPI 150+ | | | |
| 16-14-0 | 0-0-0 | 0-0-0 | | OVERALL | | 3-6-0 | | 1-2-0 | | 12-6-0 | | | |
| 3-2-0 | 0-0-0 | 0-0-0 | | HOME | | 1-2-0 | | 0-0-0 | | 2-0-0 | | | |
| 12-12-0 | 0-0-0 | 0-0-0 | | AWAY | | 2-4-0 | | 1-2-0 | | 9-6-0 | | | |
| 1-0-0 | 0-0-0 | 0-0-0 | | NEUTRAL | | 0-0-0 | | 0-0-0 | | 1-0-0 | | | |
| <hr/> | | | | | | | | | | | | | |
| 8-9-0 | 0-0-0 | 0-0-0 | | NON-CONFERENCE | | 2-4-0 | | 1-2-0 | | 5-3-0 | | | |
| 0-0-0 | 0-0-0 | 0-0-0 | | HOME | | 0-0-0 | | 0-0-0 | | 0-0-0 | | | |
| 7-9-0 | 0-0-0 | 0-0- | | AWAY | | 2-4-0 | | 1-2-0 | | 4-3-0 | | | |
| 1-0-0 | 0-0-0 | 0-0-0 | | NEUTRAL | | 0-0-0 | | 0-0-0 | | 1-0-0 | | | |
| <hr/> | | | | | | | | | | | | | |
| 8-5-0 | 0-0-0 | 0-0-0 | | CONFERENCE | | 1-2-0 | | 0-0-0 | | 7-3-0 | | | |
| 3-2-0 | 0-0-0 | 0-0-0 | | HOME | | 1-2-0 | | 0-0-0 | | 2-0-0 | | | |
| 5-3-0 | 0-0-0 | 0-0-0 | | AWAY | | 0-0-0 | | 0-0-0 | | 5-3-0 | | | |
| 0-0-0 | 0-0-0 | 0-0-0 | | NEUTRAL | | 0-0-0 | | 0-0-0 | | 0-0-0 | | | |
| <hr/> | | | | | | | | | | | | | |
| RPI | S | Opponent | Score | RPI | S | Opponent | Score | RPI | S | Opponent | Score | | |
| | | | | | | | | | | | | | |
| | | | | | | 72 A | Michigan St. | 3 | 1 | 112 A | Pepperdine | 5 | 12 |
| | | | | | | 77 H | Valparaiso | 0 | 11 | 112 A | Pepperdine | 2 | 8 |
| | | | | | | 77 H | Valparaiso | 4 | 10 | 112 A | Pepperdine | 7 | 3 |
| | | | | | | 77 H | Valparaiso | 5 | 3 | 176 A | Eastern Mich. | 7 | 4 |
| | | | | | | 80 A | Fresno St. | 10 | 11 | 176 N | Eastern Mich. | 11 | 3 |
| | | | | | | 95 A | Seattle | 0 | 2 | 180 A | Portland | 3 | 6 |
| | | | | | | 95 A | Seattle | 5 | 4 | 180 A | Portland | 14 | 4 |
| | | | | | | 95 A | Seattle | 1 | 10 | 180 A | Portland | 7 | 10 |
| | | | | | | 95 A | Seattle | 1 | 7 | 180 A | Portland | 4 | 0 |
| | | | | | | | | | | 195 A | Ill.-Chicago | 5 | 4 |
| | | | | | | | | | | 195 A | Ill.-Chicago | 0 | 3 |
| | | | | | | | | | | 195 A | Ill.-Chicago | 0 | 6 |
| | | | | | | | | | | 245 A | Youngstown St. | 2 | 7 |
| | | | | | | | | | | 245 A | Youngstown St. | 9 | 1 |
| | | | | | | | | | | 248 A | Northern Ky. | 6 | 3 |
| | | | | | | | | | | 248 A | Northern Ky. | 12 | 4 |
| | | | | | | | | | | 248 A | Northern Ky. | 6 | 1 |
| | | | | | | | | | | 248 H | Northern Ky. | 5 | 3 |
| | | | | | | | | | | 248 H | Northern Ky. | 4 | 3 |
| | | | | | | | | | | 257 A | Dayton | 0 | 3 |
| | | | | | | | | | | 257 A | Dayton | 6 | 4 |
| | | | | LAST 15 GAMES | | | | | | | | | |
| | | | | 245 A | Youngstown St. | 9 | 1 | 176 A | Eastern Mich. | 7 | 4 | | |
| | | | | 245 A | Youngstown St. | 2 | 7 | 72 A | Michigan St. | 3 | 1 | | |
| | | | | 248 H | Northern Ky. | 5 | 3 | 248 A | Northern Ky. | 6 | 1 | | |
| | | | | 248 H | Northern Ky. | 4 | 3 | | | | | | |
| | | | | 77 H | Valparaiso | 5 | 3 | | | | | | |

Non-Div. I Games: Olivet 17 0

Oakland

| | | |
|-----------------|---|----|
| 77 H Valparaiso | 0 | 11 |
| 77 H Valparaiso | 4 | 10 |

O
a
k
l
a
n
d

O
a
k
l
a
n
d

| Average RPI Win: 137 | | WON-LOST | WINNING | LAST 15 | STRENGTH OF | | OPP. STRENGTH | TEAM | ADJ | CONF. | ADJ CONF. |
|----------------------|----------|----------|-----------|----------------|----------------|-------|------------------|-------|-------------|-----------------|-----------|
| Average RPI Loss: 89 | | RECORD | PCT. RANK | GAMES | SCHEDULE | | OF SCHEDULE | RPI | RPI | RPI | RPI |
| DIV. I ONLY | | 18-22-0 | .45 | 193 | 7-8-0 | | 53 | 81 | 136 | .50765 | 136 |
| DIV. I NON-CONF. | | 11-11-0 | .5 | 145 | 2-0-0 | | 64 | 109 | 137 | .50759 | 137 |
| TOTALS | | RPI 1-25 | RPI 26-50 | | W-L RECORDS | | RPI 51-100 | | RPI 101-150 | | RPI 150+ |
| 18-22-0 | | 0-3-0 | 2-1-0 | | OVERALL | | 4-11-0 | | 5-4-0 | | 7-3-0 |
| 12-13-0 | | 0-0-0 | 2-1-0 | | HOME | | 2-8-0 | | 3-3-0 | | 5-1-0 |
| 6-9-0 | | 0-3-0 | 0-0-0 | | AWAY | | 2-3-0 | | 2-1-0 | | 2-2-0 |
| 0-0-0 | | 0-0-0 | 0-0-0 | | NEUTRAL | | 0-0-0 | | 0-0-0 | | 0-0-0 |
| 11-11-0 | | 0-3-0 | 0-0-0 | | NON-CONFERENCE | | 2-4-0 | | 3-3-0 | | 6-1-0 |
| 9-7-0 | | 0-0-0 | 0-0-0 | | HOME | | 1-3-0 | | 3-3-0 | | 5-1-0 |
| 2-4-0 | | 0-3-0 | 0-0- | | AWAY | | 1-1-0 | | 0-0-0 | | 1-0-0 |
| 0-0-0 | | 0-0-0 | 0-0-0 | | NEUTRAL | | 0-0-0 | | 0-0-0 | | 0-0-0 |
| 7-11-0 | | 0-0-0 | 2-1-0 | | CONFERENCE | | 2-7-0 | | 2-1-0 | | 1-2-0 |
| 3-6-0 | | 0-0-0 | 2-1-0 | | HOME | | 1-5-0 | | 0-0-0 | | 0-0-0 |
| 4-5-0 | | 0-0-0 | 0-0-0 | | AWAY | | 1-2-0 | | 2-1-0 | | 1-2-0 |
| 0-0-0 | | 0-0-0 | 0-0-0 | | NEUTRAL | | 0-0-0 | | 0-0-0 | | 0-0-0 |
| RPI S | Opponent | Score | RPI S | Opponent | Score | RPI S | Opponent | Score | RPI S | Opponent | Score |
| 5 A | Ole Miss | 2 9 | 27 H | Fla. Atlantic | 7 6 | 56 H | Old Dominion | 2 10 | 102 H | Missouri | 6 7 |
| 5 A | Ole Miss | 5 16 | 27 H | Fla. Atlantic | 1 9 | 56 H | Old Dominion | 11 12 | 111 H | Seton Hall | 8 3 |
| 5 A | Ole Miss | 4 7 | 27 H | Fla. Atlantic | 4 3 | 56 H | Old Dominion | 1 11 | 111 H | Seton Hall | 5 1 |
| | | | | | | 61 A | Jacksonville | 3 2 | 111 H | Seton Hall | 10 1 |
| | | | | | | 61 A | Jacksonville | 5 10 | 111 H | Seton Hall | 1 2 |
| | | | | | | 74 A | Louisiana Tech | 0 5 | 141 A | UTSA | 8 4 |
| | | | | | | 74 A | Louisiana Tech | 1 6 | 141 A | UTSA | 12 4 |
| | | | | | | 74 A | Louisiana Tech | 1 0 | 141 A | UTSA | 0 6 |
| | | | | | | 97 H | Loyola Marymount | 4 8 | 149 H | Stetson | 5 8 |
| | | | | | | 97 H | Loyola Marymount | 3 10 | 166 A | Charlotte | 2 6 |
| | | | | | | 97 H | Loyola Marymount | 4 5 | 166 A | Charlotte | 8 5 |
| | | | | | | 97 H | Loyola Marymount | 6 0 | 166 A | Charlotte | 3 4 |
| | | | | | | 99 H | Marshall | 4 5 | 206 A | Bethune-Cookman | 21 8 |
| | | | | | | 99 H | Marshall | 10 5 | 206 H | Bethune-Cookman | 4 3 |
| | | | | | | 99 H | Marshall | 5 6 | 214 H | Manhattan | 6 7 |
| | | | | | | | | | 214 H | Manhattan | 6 0 |
| | | | | | | | | | 214 H | Manhattan | 8 4 |
| | | | | | | | | | 214 H | Manhattan | 5 2 |
| | | | | | | | | | 247 H | Illinois St. | 11 6 |
| LAST 15 GAMES | | | | | | | | | | | |
| | | | 27 H | Fla. Atlantic | 1 9 | 56 H | Old Dominion | 1 11 | | | |
| | | | 27 H | Fla. Atlantic | 4 3 | 56 H | Old Dominion | 2 10 | | | |
| | | | 27 H | Fla. Atlantic | 7 6 | 56 H | Old Dominion | 11 12 | | | |
| | | | 74 A | Louisiana Tech | 0 5 | | | | | | |
| | | | 74 A | Louisiana Tech | 1 6 | | | | | | |

Non-Div. I Games: St. Thomas (FL) 6 1

FIU

| | | | | |
|-----|---|-----------------|---|---|
| 74 | A | Louisiana Tech | 1 | 0 |
| 206 | H | Bethune-Cookman | 4 | 3 |

F
I
U

F
I
U

| Average RPI Win: | | 139 | WON-LOST RECORD | | WINNING PCT. RANK | | LAST 15 GAMES | | STRENGTH OF SCHEDULE | | OPP. STRENGTH OF SCHEDULE | | TEAM RPI | | ADJ RPI | | CONF. RPI | | ADJ CONF. RPI | | | | |
|------------------|---|------------------|-----------------|-----------|-------------------|---------------|----------------|--------------|----------------------|------------|---------------------------|-----|-------------|------------------|---------|----------|-----------|-----|---------------|----------------|--|-------|----|
| DIV. I ONLY | | | 16-26-0 | | .38095 | 229 | 8-7-0 | | 81 | | 85 | | 137 | | .50752 | | 137 | 8 | | 8 | | | |
| DIV. I NON-CONF. | | | 6-18-0 | | .25 | 266 | 1-2-0 | | 46 | | 64 | | 175 | | .48542 | | 175 | 8 | | 8 | | | |
| TOTALS | | RPI 1-25 | | RPI 26-50 | | | W-L RECORDS | | | RPI 51-100 | | | RPI 101-150 | | | RPI 150+ | | | | | | | |
| 16-26-0 | | 0-4-0 | | 1-4-0 | | | OVERALL | | | 3-7-0 | | | 6-4-0 | | | 6-7-0 | | | | | | | |
| 7-2-0 | | 0-0-0 | | 0-0-0 | | | HOME | | | 2-2-0 | | | 3-0-0 | | | 2-0-0 | | | | | | | |
| 7-20-0 | | 0-4-0 | | 1-4-0 | | | AWAY | | | 1-5-0 | | | 3-4-0 | | | 2-3-0 | | | | | | | |
| 2-4-0 | | 0-0-0 | | 0-0-0 | | | NEUTRAL | | | 0-0-0 | | | 0-0-0 | | | 2-4-0 | | | | | | | |
| 6-18-0 | | 0-4-0 | | 1-4-0 | | | NON-CONFERENCE | | | 0-4-0 | | | 0-1-0 | | | 5-5-0 | | | | | | | |
| 1-1-0 | | 0-0-0 | | 0-0-0 | | | HOME | | | 0-1-0 | | | 0-0-0 | | | 1-0-0 | | | | | | | |
| 3-13-0 | | 0-4-0 | | 1-0- | | | AWAY | | | 0-3-0 | | | 0-1-0 | | | 2-1-0 | | | | | | | |
| 2-4-0 | | 0-0-0 | | 0-0-0 | | | NEUTRAL | | | 0-0-0 | | | 0-0-0 | | | 2-4-0 | | | | | | | |
| 10-8-0 | | 0-0-0 | | 0-0-0 | | | CONFERENCE | | | 3-3-0 | | | 6-3-0 | | | 1-2-0 | | | | | | | |
| 6-1-0 | | 0-0-0 | | 0-0-0 | | | HOME | | | 2-1-0 | | | 3-0-0 | | | 1-0-0 | | | | | | | |
| 4-7-0 | | 0-0-0 | | 0-0-0 | | | AWAY | | | 1-2-0 | | | 3-3-0 | | | 0-2-0 | | | | | | | |
| 0-0-0 | | 0-0-0 | | 0-0-0 | | | NEUTRAL | | | 0-0-0 | | | 0-0-0 | | | 0-0-0 | | | | | | | |
| RPI | S | Opponent | | Score | | RPI | S | Opponent | | Score | | RPI | S | Opponent | | Score | | RPI | S | Opponent | | Score | |
| 9 | A | UC Santa Barbara | | 2 | 8 | 44 | A | California | | 4 | 5 | 51 | H | Gonzaga | | 2 | 10 | 112 | A | Pepperdine | | 3 | 1 |
| 9 | A | UC Santa Barbara | | 3 | 7 | 44 | A | California | | 5 | 7 | 51 | H | Gonzaga | | 9 | 1 | 112 | A | Pepperdine | | 0 | 7 |
| 9 | A | UC Santa Barbara | | 5 | 6 | 48 | A | Oregon St. | | 5 | 0 | 51 | H | Gonzaga | | 5 | 3 | 112 | A | Pepperdine | | 0 | 2 |
| 9 | A | UC Santa Barbara | | 5 | 13 | 48 | A | Oregon St. | | 5 | 8 | 60 | H | New Mexico | | 3 | 12 | 124 | H | San Diego | | 7 | 6 |
| | | | | | | 48 | A | Oregon St. | | 0 | 4 | 62 | A | Cal Poly | | 6 | 7 | 124 | H | San Diego | | 13 | 3 |
| | | | | | | | | | | | | 62 | A | Cal Poly | | 5 | 10 | 124 | H | San Diego | | 8 | 2 |
| | | | | | | | | | | | | 62 | A | Cal Poly | | 1 | 2 | 138 | A | Sacramento St. | | 5 | 6 |
| | | | | | | | | | | | | 97 | A | Loyola Marymount | | 1 | 5 | 148 | A | Santa Clara | | 0 | 2 |
| | | | | | | | | | | | | 97 | A | Loyola Marymount | | 4 | 13 | 148 | A | Santa Clara | | 5 | 2 |
| | | | | | | | | | | | | 97 | A | Loyola Marymount | | 4 | 3 | 148 | A | Santa Clara | | 6 | 3 |
| | | | | | | | | | | | | | | | | | | 154 | N | Grand Canyon | | 5 | 6 |
| | | | | | | | | | | | | | | | | | | 156 | N | Utah Valley | | 4 | 8 |
| | | | | | | | | | | | | | | | | | | 179 | A | Pacific | | 3 | 5 |
| | | | | | | | | | | | | | | | | | | 179 | A | Pacific | | 2 | 14 |
| | | | | | | | | | | | | | | | | | | 179 | H | Pacific | | 3 | 2 |
| | | | | | | | | | | | | | | | | | | 182 | N | Hawaii | | 5 | 4 |
| | | | | | | | | | | | | | | | | | | 182 | N | Hawaii | | 3 | 11 |
| | | | | | | | | | | | | | | | | | | 182 | N | Hawaii | | 7 | 9 |
| | | | | | | | | | | | | | | | | | | 189 | N | UMass Lowell | | 8 | 1 |
| | | | | | | | | | | | | | | | | | | 196 | A | San Jose St. | | 6 | 3 |
| | | | | | | | | | | | | | | | | | | 196 | H | San Jose St. | | 4 | 3 |
| | | | | | | | | | | | | | | | | | | 262 | A | UC Davis | | 3 | 15 |
| | | | | | | | | | | | | | | | | | | 262 | A | UC Davis | | 2 | 1 |
| | | | | | | LAST 15 GAMES | | | | | | | | | | | | | | | | | |
| | | | | | | 124 | H | San Diego | | 8 | 2 | 60 | H | New Mexico | | 3 | 12 | 262 | A | UC Davis | | 2 | 1 |
| | | | | | | 124 | H | San Diego | | 7 | 6 | 97 | A | Loyola Marymount | | 1 | 5 | | | | | | |
| | | | | | | 124 | H | San Diego | | 13 | 3 | 97 | A | Loyola Marymount | | 4 | 3 | | | | | | |
| | | | | | | 196 | H | San Jose St. | | 4 | 3 | | | | | | | | | | | | |
| | | | | | | 51 | H | Gonzaga | | 5 | 3 | | | | | | | | | | | | |

Non-Div. I Games:

San Francisco

| | | |
|--------------|---|----|
| 51 H Gonzaga | 2 | 10 |
| 51 H Gonzaga | 9 | 1 |

S
a
n
F
r
a
n
c
i
s
c
o

S
a
n
F
r
a
n
c
i
s
c
o

| Average RPI Win: | | 201 | WON-LOST | | WINNING | | LAST 15 | | STRENGTH OF | | OPP. STRENGTH | | TEAM | ADJ | | CONF. | | ADJ CONF. | | | | | |
|-------------------|---|----------|----------|-----------|-----------|----------------|---------|------------------|-------------|-------------|---------------|----------|------|-----------------|-----|-------|----|-----------|---|------------------|----|----|--|
| Average RPI Loss: | | 101 | RECORD | | PCT. RANK | | GAMES | | SCHEDULE | | OF SCHEDULE | | RPI | RPI | | RPI | | RPI | | | | | |
| DIV. I ONLY | | | 23-15-0 | | .60526 | 77 | 10-5-0 | | 247 | | 107 | | 138 | .50722 | 138 | 26 | | 26 | | | | | |
| DIV. I NON-CONF. | | | 11-12-0 | | .47826 | 164 | 1-2-0 | | 47 | | 11 | | 81 | .53838 | 81 | 26 | | 26 | | | | | |
| TOTALS | | RPI 1-25 | | RPI 26-50 | | W-L RECORDS | | RPI 51-100 | | RPI 101-150 | | RPI 150+ | | | | | | | | | | | |
| 23-15-0 | | 1-2-0 | | 1-3-0 | | OVERALL | | 1-5-0 | | 5-1-0 | | 15-4-0 | | | | | | | | | | | |
| 14-4-0 | | 0-0-0 | | 0-0-0 | | HOME | | 1-4-0 | | 2-0-0 | | 11-0-0 | | | | | | | | | | | |
| 8-11-0 | | 1-2-0 | | 1-3-0 | | AWAY | | 0-1-0 | | 3-1-0 | | 3-4-0 | | | | | | | | | | | |
| 1-0-0 | | 0-0-0 | | 0-0-0 | | NEUTRAL | | 0-0-0 | | 0-0-0 | | 1-0-0 | | | | | | | | | | | |
| 11-12-0 | | 1-2-0 | | 1-3-0 | | NON-CONFERENCE | | 1-5-0 | | 5-1-0 | | 3-1-0 | | | | | | | | | | | |
| 5-4-0 | | 0-0-0 | | 0-0-0 | | HOME | | 1-4-0 | | 2-0-0 | | 2-0-0 | | | | | | | | | | | |
| 5-8-0 | | 1-2-0 | | 1-0- | | AWAY | | 0-1-0 | | 3-1-0 | | 0-1-0 | | | | | | | | | | | |
| 1-0-0 | | 0-0-0 | | 0-0-0 | | NEUTRAL | | 0-0-0 | | 0-0-0 | | 1-0-0 | | | | | | | | | | | |
| 12-3-0 | | 0-0-0 | | 0-0-0 | | CONFERENCE | | 0-0-0 | | 0-0-0 | | 12-3-0 | | | | | | | | | | | |
| 9-0-0 | | 0-0-0 | | 0-0-0 | | HOME | | 0-0-0 | | 0-0-0 | | 9-0-0 | | | | | | | | | | | |
| 3-3-0 | | 0-0-0 | | 0-0-0 | | AWAY | | 0-0-0 | | 0-0-0 | | 3-3-0 | | | | | | | | | | | |
| 0-0-0 | | 0-0-0 | | 0-0-0 | | NEUTRAL | | 0-0-0 | | 0-0-0 | | 0-0-0 | | | | | | | | | | | |
| RPI | S | Opponent | | Score | | RPI | S | Opponent | | Score | | RPI | S | Opponent | | Score | | | | | | | |
| 14 | A | LSU | | 0 | 6 | 31 | A | Arizona | | 1 | 3 | 60 | H | New Mexico | | 0 | 1 | 108 | A | Auburn | 5 | 10 | |
| 14 | A | LSU | | 1 | 11 | 31 | A | Arizona | | 4 | 8 | 60 | H | New Mexico | | 3 | 12 | 108 | A | Auburn | 6 | 5 | |
| 14 | A | LSU | | 5 | 4 | 31 | A | Arizona | | 1 | 23 | 62 | H | Cal Poly | | 0 | 4 | 108 | A | Auburn | 7 | 6 | |
| | | | | | | 34 | A | Northwestern St. | | 4 | 2 | 62 | H | Cal Poly | | 4 | 6 | 137 | H | San Francisco | 6 | 5 | |
| | | | | | | | | | | | | 62 | H | Cal Poly | | 3 | 2 | 140 | A | Nevada | 7 | 2 | |
| | | | | | | | | | | | | 80 | A | Fresno St. | | 5 | 7 | 140 | H | Nevada | 5 | 2 | |
| | | | | | | | | | | | | | | | | | | 179 | A | Pacific | 3 | 6 | |
| | | | | | | | | | | | | | | | | | | 209 | H | South Dakota St. | 11 | 3 | |
| | | | | | | | | | | | | | | | | | | 209 | H | South Dakota St. | 10 | 7 | |
| | | | | | | | | | | | | | | | | | | 209 | N | South Dakota St. | 4 | 0 | |
| | | | | | | | | | | | | | | | | | | 249 | H | North Dakota | 3 | 2 | |
| | | | | | | | | | | | | | | | | | | 249 | H | North Dakota | 1 | 0 | |
| | | | | | | | | | | | | | | | | | | 249 | H | North Dakota | 4 | 3 | |
| | | | | | | | | | | | | | | | | | | 253 | A | CSU Bakersfield | 2 | 4 | |
| | | | | | | | | | | | | | | | | | | 253 | A | CSU Bakersfield | 3 | 4 | |
| | | | | | | | | | | | | | | | | | | 253 | A | CSU Bakersfield | 6 | 3 | |
| | | | | | | | | | | | | | | | | | | 274 | A | UTRGV | 12 | 3 | |
| | | | | | | | | | | | | | | | | | | 274 | A | UTRGV | 5 | 3 | |
| | | | | | | | | | | | | | | | | | | 274 | A | UTRGV | 2 | 3 | |
| | | | | | | | | | | | | | | | | | | 282 | H | Northern Colo. | 8 | 5 | |
| | | | | | | | | | | | | | | | | | | 282 | H | Northern Colo. | 5 | 1 | |
| | | | | | | | | | | | | | | | | | | 282 | H | Northern Colo. | 6 | 3 | |
| | | | | | | | | | | | | | | | | | | 290 | H | Chicago St. | 10 | 0 | |
| | | | | | | | | | | | | | | | | | | 290 | H | Chicago St. | 4 | 1 | |
| | | | | | | | | | | | | | | | | | | 290 | H | Chicago St. | 5 | 4 | |
| | | | | | | LAST 15 GAMES | | | | | | | | | | | | | | | | | |
| | | | | | | 274 | A | UTRGV | | 5 | 3 | 140 | A | Nevada | | 7 | 2 | | | | | | |
| | | | | | | 274 | A | UTRGV | | 12 | 3 | 253 | A | CSU Bakersfield | | 2 | 4 | | | | | | |
| | | | | | | 274 | A | UTRGV | | 2 | 3 | 253 | A | CSU Bakersfield | | 6 | 3 | | | | | | |
| | | | | | | 179 | A | Pacific | | 3 | 6 | | | | | | | | | | | | |
| | | | | | | 290 | H | Chicago St. | | 4 | 1 | | | | | | | | | | | | |

Non-Div. I Games: William Jessup 6 1

Sacramento St.

| | | |
|-------------------|----|---|
| 290 H Chicago St. | 10 | 0 |
| 290 H Chicago St. | 5 | 4 |

S
a
c
r
a
m
e
n
t
o
s
t
.

S
a
c
r
a
m
e
n
t
o
s
t
.

| Average RPI Win: | 194 | WON-LOST RECORD | WINNING PCT. RANK | LAST 15 GAMES | STRENGTH OF SCHEDULE | OPP. STRENGTH OF SCHEDULE | TEAM RPI | ADJ RPI | CONF. RPI | ADJ CONF. RPI | |
|-------------------|----------|-----------------|-------------------|----------------|----------------------|---------------------------|--------------|---------|-----------|-----------------|-------|
| Average RPI Loss: | 172 | | | | | | | | | | |
| DIV. I ONLY | 17-20-0 | .45946 | 181 | 10-5-0 | 155 | 265 | 139 | .50645 | 139 | 20 | 20 |
| DIV. I NON-CONF. | 5-17-0 | .22727 | 275 | 1-2-0 | 159 | 279 | 243 | .44952 | 242 | 20 | 20 |
| <hr/> | | | | | | | | | | | |
| TOTALS | RPI 1-25 | RPI 26-50 | | W-L RECORDS | RPI 51-100 | | RPI 101-150 | | RPI 150+ | | |
| 17-20-0 | 0-0-0 | 0-3-0 | | OVERALL | 3-1-0 | | 0-0-0 | | 14-16-0 | | |
| 7-0-0 | 0-0-0 | 0-0-0 | | HOME | 3-0-0 | | 0-0-0 | | 4-0-0 | | |
| 10-20-0 | 0-0-0 | 0-3-0 | | AWAY | 0-1-0 | | 0-0-0 | | 10-16-0 | | |
| 0-0-0 | 0-0-0 | 0-0-0 | | NEUTRAL | 0-0-0 | | 0-0-0 | | 0-0-0 | | |
| 5-17-0 | 0-0-0 | 0-3-0 | | NON-CONFERENCE | 0-1-0 | | 0-0-0 | | 5-13-0 | | |
| 1-0-0 | 0-0-0 | 0-0-0 | | HOME | 0-0-0 | | 0-0-0 | | 1-0-0 | | |
| 4-17-0 | 0-0-0 | 0-0- | | AWAY | 0-1-0 | | 0-0-0 | | 4-13-0 | | |
| 0-0-0 | 0-0-0 | 0-0-0 | | NEUTRAL | 0-0-0 | | 0-0-0 | | 0-0-0 | | |
| 12-3-0 | 0-0-0 | 0-0-0 | | CONFERENCE | 3-0-0 | | 0-0-0 | | 9-3-0 | | |
| 6-0-0 | 0-0-0 | 0-0-0 | | HOME | 3-0-0 | | 0-0-0 | | 3-0-0 | | |
| 6-3-0 | 0-0-0 | 0-0-0 | | AWAY | 0-0-0 | | 0-0-0 | | 6-3-0 | | |
| 0-0-0 | 0-0-0 | 0-0-0 | | NEUTRAL | 0-0-0 | | 0-0-0 | | 0-0-0 | | |
| RPI S | Opponent | Score | RPI S | Opponent | Score | RPI S | Opponent | Score | RPI S | Opponent | Score |
| | | | 46 A | UNCG | 9 10 | 76 H | Hartford | 5 3 | 178 A | Delaware | 4 5 |
| | | | 46 A | UNCG | 4 19 | 76 H | Hartford | 10 9 | 178 A | Delaware | 2 4 |
| | | | 46 A | UNCG | 2 5 | 76 H | Hartford | 12 1 | 178 A | Delaware | 7 9 |
| | | | | | | 93 A | Penn St. | 2 5 | 178 A | Delaware | 2 13 |
| | | | | | | | | | 183 H | Albany (NY) | 9 4 |
| | | | | | | | | | 183 H | Albany (NY) | 7 4 |
| | | | | | | | | | 183 H | Albany (NY) | 8 6 |
| | | | | | | | | | 187 A | Houston Baptist | 11 9 |
| | | | | | | | | | 187 A | Houston Baptist | 3 4 |
| | | | | | | | | | 187 A | Houston Baptist | 5 8 |
| | | | | | | | | | 187 A | Houston Baptist | 4 11 |
| | | | | | | | | | 189 A | UMass Lowell | 1 2 |
| | | | | | | | | | 189 A | UMass Lowell | 7 8 |
| | | | | | | | | | 189 A | UMass Lowell | 5 0 |
| | | | | | | | | | 201 A | Marist | 15 7 |
| | | | | | | | | | 201 A | Marist | 1 6 |
| | | | | | | | | | 205 A | UMBC | 6 4 |
| | | | | | | | | | 205 A | UMBC | 7 5 |
| | | | | | | | | | 205 A | UMBC | 4 5 |
| | | | | | | | | | 223 A | Penn | 0 1 |
| | | | | | | | | | 223 A | Penn | 7 0 |
| | | | | | | | | | 223 A | Penn | 2 6 |
| | | | | | | | | | 233 A | VMI | 9 15 |
| | | | | | | | | | 233 A | VMI | 1 2 |
| | | | | | | | | | 233 A | VMI | 15 10 |
| | | | | | | | | | 241 A | Cornell | 2 3 |
| | | | | | | | | | 268 A | Maine | 8 1 |
| <hr/> | | | | | | | | | | | |
| LAST 15 GAMES | | | | | | | | | | | |
| | | | 205 A | UMBC | 7 5 | 76 H | Hartford | 5 3 | | | |
| | | | 205 A | UMBC | 6 4 | 241 A | Cornell | 2 3 | | | |
| | | | 205 A | UMBC | 4 5 | 189 A | UMass Lowell | 7 8 | | | |
| | | | 201 A | Marist | 1 6 | | | | 241 A | Cornell | 2 3 |
| | | | 201 A | Marist | 15 7 | | | | 268 A | Maine | 8 1 |

Non-Div. I Games:

Binghamton

| | | | | |
|----|---|----------|----|---|
| 76 | H | Hartford | 10 | 9 |
| 76 | H | Hartford | 12 | 1 |

| RPI | S | Opponent | Score | |
|-----|---|----------|-------|---|
| 268 | A | Maine | 2 | 0 |
| 268 | A | Maine | 6 | 1 |
| 277 | H | Bucknell | 14 | 2 |

B
i
n
g
h
a
m
t
o
n

B
i
n
g
h
a
m
t
o
n

Binghamton

N
e
v
a
d
a

Nevada

Nevada

| | | | | |
|----|---|------------|---|---|
| 80 | A | Fresno St. | 3 | 8 |
| 80 | A | Fresno St. | 4 | 5 |

Through Games Of April 24, 2016

| RPI | S | Opponent | Score | |
|-----|---|----------|-------|---|
| 262 | A | UC Davis | 3 | 1 |

Nevada

N
e
v
a
d
a

N
e
v
a
d
a

| Average RPI Win: 93 | | WON-LOST | WINNING | LAST 15 | STRENGTH OF | | OPP. STRENGTH | TEAM | ADJ | | CONF. | ADJ CONF. |
|----------------------|----------------|-------------|-----------|----------|----------------|-------|-----------------|--------------|-------------|--------------------|--------------|-----------|
| Average RPI Loss: 85 | | RECORD | PCT. RANK | GAMES | SCHEDULE | | OF SCHEDULE | RPI | RPI | | RPI | RPI |
| DIV. I ONLY | | 14-24-0 | .36842 | 237 | 4-11-0 | | 32 | 63 | 141 | | .50458 | 141 |
| DIV. I NON-CONF. | | 9-11-0 | .45 | 176 | 0-3-0 | | 48 | 110 | 126 | | .51227 | 126 |
| TOTALS | | RPI 1-25 | RPI 26-50 | | W-L RECORDS | | RPI 51-100 | | RPI 101-150 | | RPI 150+ | |
| 14-24-0 | | 1-5-0 | 0-0-0 | | OVERALL | | 9-11-0 | | 2-6-0 | | 2-2-0 | |
| 8-12-0 | | 1-2-0 | 0-0-0 | | HOME | | 5-7-0 | | 1-2-0 | | 1-1-0 | |
| 6-12-0 | | 0-3-0 | 0-0-0 | | AWAY | | 4-4-0 | | 1-4-0 | | 1-1-0 | |
| 0-0-0 | | 0-0-0 | 0-0-0 | | NEUTRAL | | 0-0-0 | | 0-0-0 | | 0-0-0 | |
| 9-11-0 | | 0-0-0 | 0-0-0 | | NON-CONFERENCE | | 6-5-0 | | 1-4-0 | | 2-2-0 | |
| 5-6-0 | | 0-0-0 | 0-0-0 | | HOME | | 4-5-0 | | 0-0-0 | | 1-1-0 | |
| 4-5-0 | | 0-0-0 | 0-0- | | AWAY | | 2-0-0 | | 1-4-0 | | 1-1-0 | |
| 0-0-0 | | 0-0-0 | 0-0-0 | | NEUTRAL | | 0-0-0 | | 0-0-0 | | 0-0-0 | |
| 5-13-0 | | 1-5-0 | 0-0-0 | | CONFERENCE | | 3-6-0 | | 1-2-0 | | 0-0-0 | |
| 3-6-0 | | 1-2-0 | 0-0-0 | | HOME | | 1-2-0 | | 1-2-0 | | 0-0-0 | |
| 2-7-0 | | 0-3-0 | 0-0-0 | | AWAY | | 2-4-0 | | 0-0-0 | | 0-0-0 | |
| 0-0-0 | | 0-0-0 | 0-0-0 | | NEUTRAL | | 0-0-0 | | 0-0-0 | | 0-0-0 | |
| RPI S | Opponent | Score | RPI S | Opponent | Score | RPI S | Opponent | Score | RPI S | Opponent | Score | |
| 18 H | Rice | 4 9 | | | | 51 H | Gonzaga | 1 3 | 104 A | Texas | 2 11 | |
| 18 H | Rice | 6 1 | | | | 51 H | Gonzaga | 3 12 | 120 A | UC Irvine | 3 8 | |
| 18 H | Rice | 0 1 | | | | 51 H | Gonzaga | 4 12 | 120 A | UC Irvine | 12 2 | |
| 19 A | Southern Miss. | 5 6 | | | | 56 A | Old Dominion | 7 2 | 120 A | UC Irvine | 3 7 | |
| 19 A | Southern Miss. | 2 11 | | | | 56 A | Old Dominion | 3 0 | 127 A | Baylor | 4 5 | |
| 19 A | Southern Miss. | 2 13 | | | | 56 A | Old Dominion | 2 5 | 136 H | FIU | 6 0 | |
| | | | | | | 65 H | UConn | 6 9 | 136 H | FIU | 4 12 | |
| | | | | | | 65 H | UConn | 2 1 | 136 H | FIU | 4 8 | |
| | | | | | | 65 H | UConn | 6 5 | 152 A | Texas St. | 10 13 | |
| | | | | | | 75 H | McNeese St. | 11 5 | 152 H | Texas St. | 14 7 | |
| | | | | | | 75 H | McNeese St. | 13 8 | 231 A | A&M-Corpus Christi | 6 3 | |
| | | | | | | 75 H | McNeese St. | 8 11 | 264 H | Incarnate Word | 2 5 | |
| | | | | | | 78 A | Houston | 3 2 | | | | |
| | | | | | | 79 A | Western Ky. | 5 8 | | | | |
| | | | | | | 79 A | Western Ky. | 5 7 | | | | |
| | | | | | | 79 A | Western Ky. | 10 14 | | | | |
| | | | | | | 81 A | Sam Houston St. | 8 5 | | | | |
| | | | | | | 99 H | Marshall | 5 4 | | | | |
| | | | | | | 99 H | Marshall | 2 5 | | | | |
| | | | | | | 99 H | Marshall | 3 8 | | | | |
| LAST 15 GAMES | | | | | | | | | | | | |
| | | | | | | 79 A | Western Ky. | 5 8 | 99 H | Marshall | 2 5 | |
| | | | | | | 79 A | Western Ky. | 10 14 | 99 H | Marshall | 5 4 | |
| | | | | | | 79 A | Western Ky. | 5 7 | 99 H | Marshall | 3 8 | |
| | | | | | | 56 A | Old Dominion | 7 2 | | | | |
| | | | | | | 56 A | Old Dominion | 3 0 | | | | |

Non-Div. I Games:

UTSA

| | | | | |
|-----|---|----------------|---|---|
| 56 | A | Old Dominion | 2 | 5 |
| 264 | H | Incarnate Word | 2 | 5 |

U
T
S
A

U
T
S
A

| Average RPI Win: | | 144 | WON-LOST RECORD | | WINNING PCT. RANK | | LAST 15 GAMES | | STRENGTH OF SCHEDULE | | OPP. STRENGTH OF SCHEDULE | | TEAM RPI | | ADJ RPI | | CONF. RPI | | ADJ CONF. RPI | | | | |
|------------------|---|-----------------|-----------------|-----------|-------------------|---------------|----------------|------------------|----------------------|------------|---------------------------|-----|-------------|------------------|---------|----------|-----------|-----|---------------|-----------------|--|-------|----|
| DIV. I ONLY | | | 15-25-0 | | .375 | 234 | 5-10-0 | | 57 | | 90 | | 142 | | .50451 | | 142 | 10 | | 10 | | | |
| DIV. I NON-CONF. | | | 9-13-0 | | .40909 | 204 | 1-2-0 | | 11 | | 38 | | 76 | | .53996 | | 76 | 11 | | 11 | | | |
| TOTALS | | RPI 1-25 | | RPI 26-50 | | | W-L RECORDS | | | RPI 51-100 | | | RPI 101-150 | | | RPI 150+ | | | | | | | |
| 15-25-0 | | 0-1-0 | | 1-7-0 | | | OVERALL | | | 3-6-0 | | | 6-6-0 | | | 5-5-0 | | | | | | | |
| 8-6-0 | | 0-0-0 | | 0-1-0 | | | HOME | | | 1-2-0 | | | 2-1-0 | | | 5-2-0 | | | | | | | |
| 7-18-0 | | 0-0-0 | | 1-6-0 | | | AWAY | | | 2-4-0 | | | 4-5-0 | | | 0-3-0 | | | | | | | |
| 0-1-0 | | 0-1-0 | | 0-0-0 | | | NEUTRAL | | | 0-0-0 | | | 0-0-0 | | | 0-0-0 | | | | | | | |
| 9-13-0 | | 0-1-0 | | 1-4-0 | | | NON-CONFERENCE | | | 3-6-0 | | | 4-2-0 | | | 1-0-0 | | | | | | | |
| 4-4-0 | | 0-0-0 | | 0-1-0 | | | HOME | | | 1-2-0 | | | 2-1-0 | | | 1-0-0 | | | | | | | |
| 5-8-0 | | 0-0-0 | | 1-0- | | | AWAY | | | 2-4-0 | | | 2-1-0 | | | 0-0-0 | | | | | | | |
| 0-1-0 | | 0-1-0 | | 0-0-0 | | | NEUTRAL | | | 0-0-0 | | | 0-0-0 | | | 0-0-0 | | | | | | | |
| 6-12-0 | | 0-0-0 | | 0-3-0 | | | CONFERENCE | | | 0-0-0 | | | 2-4-0 | | | 4-5-0 | | | | | | | |
| 4-2-0 | | 0-0-0 | | 0-0-0 | | | HOME | | | 0-0-0 | | | 0-0-0 | | | 4-2-0 | | | | | | | |
| 2-10-0 | | 0-0-0 | | 0-3-0 | | | AWAY | | | 0-0-0 | | | 2-4-0 | | | 0-3-0 | | | | | | | |
| 0-0-0 | | 0-0-0 | | 0-0-0 | | | NEUTRAL | | | 0-0-0 | | | 0-0-0 | | | 0-0-0 | | | | | | | |
| RPI | S | Opponent | | Score | | RPI | S | Opponent | | Score | | RPI | S | Opponent | | Score | | RPI | S | Opponent | | Score | |
| 13 | N | Mississippi St. | | 0 | 1 | 34 | A | Northwestern St. | | 2 | 11 | 55 | A | Southeastern La. | | 2 | 8 | 106 | H | Samford | | 2 | 10 |
| | | | | | | 34 | H | Northwestern St. | | 2 | 6 | 55 | A | Southeastern La. | | 6 | 5 | 106 | H | Samford | | 6 | 4 |
| | | | | | | 39 | A | South Ala. | | 2 | 12 | 55 | A | Southeastern La. | | 0 | 2 | 106 | H | Samford | | 5 | 2 |
| | | | | | | 39 | A | South Ala. | | 0 | 13 | 74 | H | Louisiana Tech | | 1 | 7 | 110 | A | Western Caro. | | 16 | 10 |
| | | | | | | 39 | A | South Ala. | | 4 | 10 | 75 | A | McNeese St. | | 12 | 4 | 110 | A | Western Caro. | | 7 | 15 |
| | | | | | | 40 | A | Dallas Baptist | | 3 | 7 | 75 | A | McNeese St. | | 2 | 11 | 110 | A | Western Caro. | | 11 | 6 |
| | | | | | | 40 | A | Dallas Baptist | | 6 | 3 | 77 | H | Valparaiso | | 18 | 9 | 114 | A | UT Arlington | | 4 | 8 |
| | | | | | | 40 | A | Dallas Baptist | | 1 | 6 | 77 | H | Valparaiso | | 6 | 9 | 114 | A | UT Arlington | | 8 | 3 |
| | | | | | | | | | | | | 92 | A | Arkansas | | 1 | 3 | 114 | A | UT Arlington | | 3 | 2 |
| | | | | | | | | | | | | | | | | | | 122 | A | Arkansas St. | | 4 | 12 |
| | | | | | | | | | | | | | | | | | | 122 | A | Arkansas St. | | 4 | 5 |
| | | | | | | | | | | | | | | | | | | 122 | A | Arkansas St. | | 1 | 8 |
| | | | | | | | | | | | | | | | | | | 152 | A | Texas St. | | 2 | 3 |
| | | | | | | | | | | | | | | | | | | 152 | A | Texas St. | | 5 | 7 |
| | | | | | | | | | | | | | | | | | | 152 | A | Texas St. | | 1 | 6 |
| | | | | | | | | | | | | | | | | | | 235 | H | Georgia St. | | 3 | 7 |
| | | | | | | | | | | | | | | | | | | 235 | H | Georgia St. | | 5 | 3 |
| | | | | | | | | | | | | | | | | | | 235 | H | Georgia St. | | 14 | 0 |
| | | | | | | | | | | | | | | | | | | 250 | H | Appalachian St. | | 4 | 5 |
| | | | | | | | | | | | | | | | | | | 250 | H | Appalachian St. | | 6 | 2 |
| | | | | | | | | | | | | | | | | | | 250 | H | Appalachian St. | | 10 | 5 |
| | | | | | | | | | | | | | | | | | | 289 | H | Jackson St. | | 10 | 7 |
| | | | | | | LAST 15 GAMES | | | | | | | | | | | | | | | | | |
| | | | | | | 122 | A | Arkansas St. | | 4 | 5 | 92 | A | Arkansas | | 1 | 3 | | | | | | |
| | | | | | | 122 | A | Arkansas St. | | 4 | 12 | 114 | A | UT Arlington | | 4 | 8 | | | | | | |
| | | | | | | 122 | A | Arkansas St. | | 1 | 8 | 114 | A | UT Arlington | | 3 | 2 | | | | | | |
| | | | | | | 13 | N | Mississippi St. | | 0 | 1 | | | | | | | | | | | | |
| | | | | | | 235 | H | Georgia St. | | 5 | 3 | | | | | | | | | | | | |

Non-Div. I Games:




La.-Monroe

| | | |
|-------------------|----|---|
| 235 H Georgia St. | 14 | 0 |
| 235 H Georgia St. | 3 | 7 |

L
a
.
-
M
o
n
r
o
e

L
a
.
-
M
o
n
r
o
e

UNLV

 Tie,  Loss,  Non-Conf, S Site, H Home, A Away, N Neutral Page 285

| | | |
|-----------------|---|---|
| 170 H Air Force | 7 | 2 |
| 170 H Air Force | 1 | 0 |

U
N
L
V

U
N
L
V

S
F
A

SFA

SFA

| | | | | |
|-----|---|-----------------|---|---|
| 187 | A | Houston Baptist | 2 | 6 |
| 81 | A | Sam Houston St. | 8 | 4 |

Through Games Of April 24, 2016

| RPI | S | Opponent | Score | |
|-----|---|----------------|-------|---|
| 286 | H | Texas Southern | 17 | 3 |

SFA

S
F
A

S
F
A

| Average RPI Win: | | 128 | WON-LOST RECORD | | WINNING PCT. RANK | | LAST 15 GAMES | | STRENGTH OF SCHEDULE | | OPP. STRENGTH OF SCHEDULE | | TEAM RPI | | ADJ RPI | | CONF. RPI | | ADJ CONF. RPI | | | | |
|------------------|---|----------------|-----------------|-----------|-------------------|----------------------|---------------|----------------|----------------------|------------|---------------------------|-----|----------|---------------------|---------|-------|-----------|----------|---------------|-----------------|----|-------|----|
| DIV. I ONLY | | | 16-25-0 | | .39024 | 222 | 3-12-0 | | 33 | | 87 | | 145 | | .50323 | | 145 | 4 | | 4 | | | |
| DIV. I NON-CONF. | | | 12-11-0 | | .52174 | 135 | 1-3-0 | | 34 | | 189 | | 99 | | .52837 | | 99 | 4 | | 4 | | | |
| TOTALS | | RPI 1-25 | | RPI 26-50 | | | | W-L RECORDS | | RPI 51-100 | | | | RPI 101-150 | | | | RPI 150+ | | | | | |
| 16-25-0 | | 2-6-0 | | 3-3-0 | | | | OVERALL | | 1-5-0 | | | | 2-5-0 | | | | 8-6-0 | | | | | |
| 11-11-0 | | 2-2-0 | | 1-2-0 | | | | HOME | | 1-1-0 | | | | 2-2-0 | | | | 5-4-0 | | | | | |
| 4-14-0 | | 0-4-0 | | 2-1-0 | | | | AWAY | | 0-4-0 | | | | 0-3-0 | | | | 2-2-0 | | | | | |
| 1-0-0 | | 0-0-0 | | 0-0-0 | | | | NEUTRAL | | 0-0-0 | | | | 0-0-0 | | | | 1-0-0 | | | | | |
| 12-11-0 | | 1-1-0 | | 2-1-0 | | | | NON-CONFERENCE | | 1-2-0 | | | | 2-2-0 | | | | 6-5-0 | | | | | |
| 7-6-0 | | 1-0-0 | | 0-0-0 | | | | HOME | | 1-1-0 | | | | 2-2-0 | | | | 3-3-0 | | | | | |
| 4-5-0 | | 0-1-0 | | 2-0- | | | | AWAY | | 0-1-0 | | | | 0-0-0 | | | | 2-2-0 | | | | | |
| 1-0-0 | | 0-0-0 | | 0-0-0 | | | | NEUTRAL | | 0-0-0 | | | | 0-0-0 | | | | 1-0-0 | | | | | |
| 4-14-0 | | 1-5-0 | | 1-2-0 | | | | CONFERENCE | | 0-3-0 | | | | 0-3-0 | | | | 2-1-0 | | | | | |
| 4-5-0 | | 1-2-0 | | 1-2-0 | | | | HOME | | 0-0-0 | | | | 0-0-0 | | | | 2-1-0 | | | | | |
| 0-9-0 | | 0-3-0 | | 0-0-0 | | | | AWAY | | 0-3-0 | | | | 0-3-0 | | | | 0-0-0 | | | | | |
| 0-0-0 | | 0-0-0 | | 0-0-0 | | | | NEUTRAL | | 0-0-0 | | | | 0-0-0 | | | | 0-0-0 | | | | | |
| RPI | S | Opponent | | Score | | RPI | S | Opponent | | Score | | RPI | S | Opponent | | Score | | RPI | S | Opponent | | Score | |
| 17 | A | Vanderbilt | | 4 | 7 | 27 | H | Fla. Atlantic | | 2 | 7 | 54 | A | Tennessee | | 2 | 9 | 116 | A | UAB | | 1 | 10 |
| 17 | H | Vanderbilt | | 7 | 4 | 27 | H | Fla. Atlantic | | 8 | 6 | 54 | H | Tennessee | | 2 | 4 | 116 | A | UAB | | 2 | 5 |
| 18 | H | Rice | | 0 | 1 | 27 | H | Fla. Atlantic | | 1 | 12 | 67 | H | Austin Peay | | 6 | 5 | 116 | A | UAB | | 0 | 8 |
| 18 | H | Rice | | 3 | 0 | 39 | A | South Ala. | | 2 | 3 | 79 | A | Western Ky. | | 4 | 10 | 117 | H | Indiana | | 3 | 2 |
| 18 | H | Rice | | 2 | 6 | 39 | A | South Ala. | | 7 | 4 | 79 | A | Western Ky. | | 1 | 3 | 117 | H | Indiana | | 4 | 14 |
| 19 | A | Southern Miss. | | 5 | 9 | 39 | A | South Ala. | | 5 | 4 | 79 | A | Western Ky. | | 1 | 2 | 117 | H | Indiana | | 5 | 4 |
| 19 | A | Southern Miss. | | 11 | 12 | | | | | | | | | | | | | 147 | H | Miami (OH) | | 5 | 13 |
| 19 | A | Southern Miss. | | 4 | 6 | | | | | | | | | | | | | 166 | H | Charlotte | | 4 | 8 |
| | | | | | | | | | | | | | | | | | | 166 | H | Charlotte | | 12 | 11 |
| | | | | | | | | | | | | | | | | | | 166 | H | Charlotte | | 3 | 0 |
| | | | | | | | | | | | | | | | | | | 184 | A | Kennesaw St. | | 9 | 3 |
| | | | | | | | | | | | | | | | | | | 184 | A | Kennesaw St. | | 0 | 7 |
| | | | | | | | | | | | | | | | | | | 184 | A | Kennesaw St. | | 8 | 6 |
| | | | | | | | | | | | | | | | | | | 211 | H | Tennessee Tech | | 6 | 9 |
| | | | | | | | | | | | | | | | | | | 213 | H | Memphis | | 8 | 2 |
| | | | | | | | | | | | | | | | | | | 213 | N | Memphis | | 3 | 1 |
| | | | | | | | | | | | | | | | | | | 224 | A | Lipscomb | | 1 | 6 |
| | | | | | | | | | | | | | | | | | | 224 | H | Lipscomb | | 9 | 6 |
| | | | | | | | | | | | | | | | | | | 227 | H | Belmont | | 4 | 9 |
| | | | | | | | | | | | | | | | | | | 240 | H | Army West Point | | 1 | 9 |
| | | | | | | | | | | | | | | | | | | 255 | H | Western Mich. | | 3 | 2 |
| | | | | | | LAST 15 GAMES | | | | | | | | | | | | | | | | | |
| | | | | | | 116 A UAB | | | | | | 0 | 8 | 166 H Charlotte | | | | | | 12 | 11 | | |
| | | | | | | 116 A UAB | | | | | | 2 | 5 | 17 A Vanderbilt | | | | | | 4 | 7 | | |
| | | | | | | 116 A UAB | | | | | | 1 | 10 | 19 A Southern Miss. | | | | | | 11 | 12 | | |
| | | | | | | 211 H Tennessee Tech | | | | | | 6 | 9 | | | | | | | | | | |
| | | | | | | 54 H Tennessee | | | | | | 2 | 4 | | | | | | | | | | |

Non-Div. I Games:

Middle Tenn.

| | | |
|-----------------|---|---|
| 166 H Charlotte | 3 | 0 |
| 166 H Charlotte | 4 | 8 |

M
i
d
d
l
e
T
e
n
n
.

M
i
d
d
l
e
T
e
n
n
.

| Average RPI Win: | 180 | WON-LOST RECORD | WINNING PCT. RANK | LAST 15 GAMES | STRENGTH OF SCHEDULE | OPP. STRENGTH OF SCHEDULE | TEAM RPI | ADJ RPI | CONF. RPI | ADJ CONF. RPI | | |
|------------------|----------|-----------------|-------------------|----------------|----------------------|---------------------------|----------|-------------|-----------|---------------|-------|----|
| DIV. I ONLY | | 15-15-0 | .5 | 142 | 5-8-0 | 208 | 173 | 146 | .50308 | 146 | 11 | 11 |
| DIV. I NON-CONF. | | 12-10-0 | .54545 | 123 | 2-3-0 | 255 | 218 | 155 | .50047 | 153 | 13 | 13 |
| <hr/> | | | | | | | | | | | | |
| TOTALS | RPI 1-25 | RPI 26-50 | | W-L RECORDS | | RPI 51-100 | | RPI 101-150 | | RPI 150+ | | |
| 15-15-0 | 0-0-0 | 1-0-0 | | OVERALL | | 5-8-0 | | 0-0-0 | | 9-7-0 | | |
| 2-1-0 | 0-0-0 | 0-0-0 | | HOME | | 1-1-0 | | 0-0-0 | | 1-0-0 | | |
| 5-12-0 | 0-0-0 | 0-0-0 | | AWAY | | 3-7-0 | | 0-0-0 | | 2-5-0 | | |
| 8-2-0 | 0-0-0 | 1-0-0 | | NEUTRAL | | 1-0-0 | | 0-0-0 | | 6-2-0 | | |
| <hr/> | | | | | | | | | | | | |
| 12-10-0 | 0-0-0 | 1-0-0 | | NON-CONFERENCE | | 3-5-0 | | 0-0-0 | | 8-5-0 | | |
| 1-0-0 | 0-0-0 | 0-0-0 | | HOME | | 0-0-0 | | 0-0-0 | | 1-0-0 | | |
| 3-8-0 | 0-0-0 | 0-0- | | AWAY | | 2-5-0 | | 0-0-0 | | 1-3-0 | | |
| 8-2-0 | 0-0-0 | 1-0-0 | | NEUTRAL | | 1-0-0 | | 0-0-0 | | 6-2-0 | | |
| <hr/> | | | | | | | | | | | | |
| 3-5-0 | 0-0-0 | 0-0-0 | | CONFERENCE | | 2-3-0 | | 0-0-0 | | 1-2-0 | | |
| 1-1-0 | 0-0-0 | 0-0-0 | | HOME | | 1-1-0 | | 0-0-0 | | 0-0-0 | | |
| 2-4-0 | 0-0-0 | 0-0-0 | | AWAY | | 1-2-0 | | 0-0-0 | | 1-2-0 | | |
| 0-0-0 | 0-0-0 | 0-0-0 | | NEUTRAL | | 0-0-0 | | 0-0-0 | | 0-0-0 | | |
| <hr/> | | | | | | | | | | | | |
| RPI | S | Opponent | Score | RPI | S | Opponent | Score | RPI | S | Opponent | Score | |
| | | | | 45 | N | Notre Dame | 4 3 | 51 | N | Gonzaga | 5 4 | |
| | | | | | | | | 67 | A | Austin Peay | 4 8 | |
| | | | | | | | | 67 | A | Austin Peay | 1 7 | |
| | | | | | | | | 67 | A | Austin Peay | 9 7 | |
| | | | | | | | | 75 | A | McNeese St. | 1 3 | |
| | | | | | | | | 75 | A | McNeese St. | 5 3 | |
| | | | | | | | | 75 | A | McNeese St. | 3 9 | |
| | | | | | | | | 87 | A | Evansville | 6 7 | |
| | | | | | | | | 87 | A | Evansville | 4 3 | |
| | | | | | | | | 87 | A | Evansville | 0 2 | |
| | | | | | | | | 89 | H | Missouri St. | 3 8 | |
| | | | | | | | | 89 | H | Missouri St. | 2 1 | |
| | | | | | | | | 91 | A | Iowa | 6 7 | |
| | | | | | | | | | | | | |
| | | | | | | | | | | | | |
| | | | | | | | | | | | | |
| | | | | | | | | | | | | |
| | | | | | | | | | | | | |
| | | | | | | | | | | | | |
| | | | | | | | | | | | | |
| | | | | | | | | | | | | |
| | | | | | | | | | | | | |
| | | | | | | | | | | | | |
| | | | | | | | | | | | | |
| | | | | | | | | | | | | |
| | | | | | | | | | | | | |
| | | | | | | | | | | | | |
| | | | | | | | | | | | | |
| | | | | | | | | | | | | |
| | | | | | | | | | | | | |
| | | | | | | | | | | | | |
| | | | | | | | | | | | | |
| | | | | | | | | | | | | |
| | | | | | | | | | | | | |
| | | | | | | | | | | | | |
| | | | | | | | | | | | | |
| | | | | | | | | | | | | |
| | | | | | | | | | | | | |
| | | | | | | | | | | | | |
| | | | | | | | | | | | | |
| | | | | | | | | | | | | |
| | | | | | | | | | | | | |
| | | | | | | | | | | | | |
| | | | | | | | | | | | | |
| | | | | | | | | | | | | |
| | | | | | | | | | | | | |
| | | | | | | | | | | | | |
| | | | | | | | | | | | | |
| | | | | | | | | | | | | |
| | | | | | | | | | | | | |
| | | | | | | | | | | | | |
| | | | | | | | | | | | | |
| | | | | | | | | | | | | |
| | | | | | | | | | | | | |
| | | | | | | | | | | | | |
| | | | | | | | | | | | | |
| | | | | | | | | | | | | |
| | | | | | | | | | | | | |
| | | | | | | | | | | | | |
| | | | | | | | | | | | | |
| | | | | | | | | | | | | |
| | | | | | | | | | | | | |
| | | | | | | | | | | | | |
| | | | | | | | | | | | | |
| | | | | | | | | | | | | |
| | | | | | | | | | | | | |
| | | | | | | | | | | | | |
| | | | | | | | | | | | | |
| | | | | | | | | | | | | |
| | | | | | | | | | | | | |
| | | | | | | | | | | | | |
| | | | | | | | | | | | | |
| | | | | | | | | | | | | |
| | | | | | | | | | | | | |
| | | | | | | | | | | | | |
| | | | | | | | | | | | | |
| | | | | | | | | | | | | |

Non-Div. I Games: Illinois Col. 17 1 MacMurray 11 2

Bradley

| | | | | |
|-----|---|--------------|---|---|
| 87 | A | Evansville | 6 | 7 |
| 251 | A | Northwestern | 1 | 5 |

B
r
a
d
l
e
y

B
r
a
d
l
e
y

| | | | | | | | | | | | | | | |
|------------------|----------|--------------------|----------------------|------------------|-------------------------|------------------------------|---------------|-------------|--------------|------------------|-------|----------------|----|----|
| Average RPI Win: | 220 | WON-LOST RECORD | WINNING PCT. RANK | LAST 15 GAMES | STRENGTH OF SCHEDULE | OPP. STRENGTH OF SCHEDULE | TEAM RPI | ADJ RPI | CONF. RPI | ADJ CONF. RPI | | | | |
| DIV. I ONLY | | 20-19-0 | .51282 139 | 9-6-0 | 210 | 255 | 147 | .50053 147 | 24 | 24 | | | | |
| DIV. I NON-CONF. | | 11-16-0 | .40741 205 | 2-5-0 | 191 | 224 | 163 | .49265 163 | 24 | 24 | | | | |
| <hr/> | | | | | | | | | | | | | | |
| TOTALS | RPI 1-25 | RPI 26-50 | | W-L RECORDS | | RPI 51-100 | | RPI 101-150 | | RPI 150+ | | | | |
| 20-19-0 | 0-0-0 | 0-3-0 | | OVERALL | | 0-1-0 | | 1-2-0 | | 19-13-0 | | | | |
| 7-3-0 | 0-0-0 | 0-0-0 | | HOME | | 0-1-0 | | 0-0-0 | | 7-2-0 | | | | |
| 13-16-0 | 0-0-0 | 0-3-0 | | AWAY | | 0-0-0 | | 1-2-0 | | 12-11-0 | | | | |
| 0-0-0 | 0-0-0 | 0-0-0 | | NEUTRAL | | 0-0-0 | | 0-0-0 | | 0-0-0 | | | | |
| 11-16-0 | 0-0-0 | 0-3-0 | | NON-CONFERENCE | | 0-1-0 | | 1-2-0 | | 10-10-0 | | | | |
| 3-1-0 | 0-0-0 | 0-0-0 | | HOME | | 0-1-0 | | 0-0-0 | | 3-0-0 | | | | |
| 8-15-0 | 0-0-0 | 0-0- | | AWAY | | 0-0-0 | | 1-2-0 | | 7-10-0 | | | | |
| 0-0-0 | 0-0-0 | 0-0-0 | | NEUTRAL | | 0-0-0 | | 0-0-0 | | 0-0-0 | | | | |
| 9-3-0 | 0-0-0 | 0-0-0 | | CONFERENCE | | 0-0-0 | | 0-0-0 | | 9-3-0 | | | | |
| 4-2-0 | 0-0-0 | 0-0-0 | | HOME | | 0-0-0 | | 0-0-0 | | 4-2-0 | | | | |
| 5-1-0 | 0-0-0 | 0-0-0 | | AWAY | | 0-0-0 | | 0-0-0 | | 5-1-0 | | | | |
| 0-0-0 | 0-0-0 | 0-0-0 | | NEUTRAL | | 0-0-0 | | 0-0-0 | | 0-0-0 | | | | |
| <hr/> | | | | | | | | | | | | | | |
| RPI S | Opponent | Score | RPI S | Opponent | Score | RPI S | Opponent | Score | RPI S | Opponent | Score | | | |
| 33 | A | Pittsburgh | 0 | 5 | 73 | H | Wright St. | 0 | 4 | 113 | A | Morehead St. | 3 | 17 |
| 33 | A | Pittsburgh | 7 | 8 | | | | | | 123 | A | Cincinnati | 2 | 7 |
| 33 | A | Pittsburgh | 3 | 4 | | | | | | 145 | A | Middle Tenn. | 13 | 5 |
| | | | | | | | | | | 159 | A | Richmond | 14 | 7 |
| | | | | | | | | | | 159 | A | Richmond | 3 | 10 |
| | | | | | | | | | | 161 | H | Ball St. | 6 | 9 |
| | | | | | | | | | | 161 | H | Ball St. | 0 | 9 |
| | | | | | | | | | | 161 | H | Ball St. | 4 | 2 |
| | | | | | | | | | | 162 | A | Campbell | 0 | 7 |
| | | | | | | | | | | 162 | A | Campbell | 3 | 5 |
| | | | | | | | | | | 162 | A | Campbell | 5 | 4 |
| | | | | | | | | | | 171 | A | Xavier | 4 | 12 |
| | | | | | | | | | | 171 | H | Xavier | 3 | 2 |
| | | | | | | | | | | 173 | A | Winthrop | 5 | 7 |
| | | | | | | | | | | 173 | A | Winthrop | 6 | 18 |
| | | | | | | | | | | 173 | A | Winthrop | 5 | 1 |
| | | | | | | | | | | 211 | A | Tennessee Tech | 6 | 10 |
| | | | | | | | | | | 211 | A | Tennessee Tech | 11 | 10 |
| | | | | | | | | | | 211 | A | Tennessee Tech | 9 | 4 |
| | | | | | | | | | | 224 | A | Lipscomb | 6 | 13 |
| | | | | | | | | | | 225 | A | Northern Ill. | 7 | 0 |
| | | | | | | | | | | 225 | A | Northern Ill. | 1 | 6 |
| | | | | | | | | | | 225 | A | Northern Ill. | 2 | 0 |
| | | | | | | | | | | 227 | A | Belmont | 16 | 14 |
| | | | | | | | | | | 248 | A | Northern Ky. | 1 | 5 |
| | | | | | | | | | | 251 | H | Northwestern | 5 | 4 |
| | | | | | | | | | | 254 | H | Bowling Green | 7 | 5 |
| <hr/> | | | | | | | | | | | | | | |
| LAST 15 GAMES | | | | | | | | | | | | | | |
| 33 | A | Pittsburgh | 7 | 8 | 73 | H | Wright St. | 0 | 4 | 225 | A | Northern Ill. | 2 | 0 |
| 33 | A | Pittsburgh | 3 | 4 | 171 | H | Xavier | 3 | 2 | 227 | A | Belmont | 16 | 14 |
| 33 | A | Pittsburgh | 0 | 5 | 254 | H | Bowling Green | 7 | 5 | 248 | A | Northern Ky. | 1 | 5 |
| 280 | A | Butler | 10 | 3 | | | | | | 251 | H | Northwestern | 5 | 4 |
| 258 | A | Buffalo | 7 | 6 | | | | | | 254 | H | Bowling Green | 7 | 5 |

Non-Div. I Games:

Miami (OH)

| | | | | |
|-----|---|---------|---|---|
| 258 | A | Buffalo | 3 | 0 |
| 258 | A | Buffalo | 6 | 0 |

| RPI | S | Opponent | Score | |
|-----|---|---------------|-------|----|
| 254 | H | Bowling Green | 5 | 1 |
| 254 | H | Bowling Green | 4 | 3 |
| 257 | A | Dayton | 8 | 11 |
| 257 | H | Dayton | 7 | 3 |
| 258 | A | Buffalo | 6 | 0 |
| 258 | A | Buffalo | 3 | 0 |
| 258 | A | Buffalo | 7 | 6 |
| 280 | A | Butler | 10 | 3 |

Miami (OH)

M
i
a
m
i
(
O
H
)

M
i
a
m
i
(
O
H
)

| Average RPI Win: | | 109 | WON-LOST RECORD | | WINNING PCT. RANK | LAST 15 GAMES | | STRENGTH OF SCHEDULE | | OPP. STRENGTH OF SCHEDULE | TEAM RPI | ADJ RPI | CONF. RPI | ADJ CONF. RPI | | | |
|------------------|---|----------|-----------------|-----------|-------------------|----------------|-------|----------------------|-----|---------------------------|----------|----------|-----------|---------------|---|-------|----|
| DIV. I ONLY | | | 17-20-0 | | .45946 | 181 | 7-8-0 | | 107 | 60 | 148 | .49976 | 148 | 8 | 8 | | |
| DIV. I NON-CONF. | | | 12-10-0 | | .54545 | 123 | 3-0-0 | | 97 | 56 | 112 | .5245 | 112 | 8 | 8 | | |
| TOTALS | | RPI 1-25 | | RPI 26-50 | | W-L RECORDS | | RPI 51-100 | | RPI 101-150 | | RPI 150+ | | | | | |
| 17-20-0 | | 1-0-0 | | 4-5-0 | | OVERALL | | 3-2-0 | | 3-8-0 | | 6-5-0 | | | | | |
| 11-11-0 | | 1-0-0 | | 3-3-0 | | HOME | | 2-0-0 | | 2-5-0 | | 3-3-0 | | | | | |
| 6-9-0 | | 0-0-0 | | 1-2-0 | | AWAY | | 1-2-0 | | 1-3-0 | | 3-2-0 | | | | | |
| 0-0-0 | | 0-0-0 | | 0-0-0 | | NEUTRAL | | 0-0-0 | | 0-0-0 | | 0-0-0 | | | | | |
| 12-10-0 | | 1-0-0 | | 3-3-0 | | NON-CONFERENCE | | 2-0-0 | | 0-2-0 | | 6-5-0 | | | | | |
| 8-5-0 | | 1-0-0 | | 2-1-0 | | HOME | | 2-0-0 | | 0-1-0 | | 3-3-0 | | | | | |
| 4-5-0 | | 0-0-0 | | 1-0- | | AWAY | | 0-0-0 | | 0-1-0 | | 3-2-0 | | | | | |
| 0-0-0 | | 0-0-0 | | 0-0-0 | | NEUTRAL | | 0-0-0 | | 0-0-0 | | 0-0-0 | | | | | |
| 5-10-0 | | 0-0-0 | | 1-2-0 | | CONFERENCE | | 1-2-0 | | 3-6-0 | | 0-0-0 | | | | | |
| 3-6-0 | | 0-0-0 | | 1-2-0 | | HOME | | 0-0-0 | | 2-4-0 | | 0-0-0 | | | | | |
| 2-4-0 | | 0-0-0 | | 0-0-0 | | AWAY | | 1-2-0 | | 1-2-0 | | 0-0-0 | | | | | |
| 0-0-0 | | 0-0-0 | | 0-0-0 | | NEUTRAL | | 0-0-0 | | 0-0-0 | | 0-0-0 | | | | | |
| RPI | S | Opponent | | Score | | RPI | S | Opponent | | Score | | RPI | S | Opponent | | Score | |
| 23 | H | Michigan | | 5 | 3 | 45 | H | Notre Dame | | 0 | 5 | 51 | A | Gonzaga | | 4 | 7 |
| | | | | | | 45 | H | Notre Dame | | 2 | 0 | 51 | A | Gonzaga | | 0 | 3 |
| | | | | | | 45 | H | Notre Dame | | 4 | 2 | 51 | A | Gonzaga | | 6 | 0 |
| | | | | | | 49 | A | Washington | | 9 | 10 | 60 | H | New Mexico | | 13 | 7 |
| | | | | | | 49 | A | Washington | | 2 | 1 | 62 | H | Cal Poly | | 10 | 1 |
| | | | | | | 49 | A | Washington | | 1 | 4 | | | | | | |
| | | | | | | 50 | H | St. Mary's (CA) | | 5 | 7 | | | | | | |
| | | | | | | 50 | H | St. Mary's (CA) | | 0 | 1 | | | | | | |
| | | | | | | 50 | H | St. Mary's (CA) | | 13 | 9 | | | | | | |
| | | | | | | LAST 15 GAMES | | | | | | | | | | | |
| | | | | | | 51 | A | Gonzaga | | 6 | 0 | 112 | H | Pepperdine | | 5 | 4 |
| | | | | | | 51 | A | Gonzaga | | 0 | 3 | 112 | H | Pepperdine | | 7 | 10 |
| | | | | | | 51 | A | Gonzaga | | 4 | 7 | 112 | H | Pepperdine | | 1 | 7 |
| | | | | | | 124 | A | San Diego | | 7 | 5 | | | | | | |
| | | | | | | 124 | A | San Diego | | 1 | 7 | | | | | | |

Non-Div. I Games:

Santa Clara

| | | | | |
|-----|---|------------|----|---|
| 124 | A | San Diego | 4 | 9 |
| 60 | H | New Mexico | 13 | 7 |

S
a
n
t
a
C
l
a
r
a

S
a
n
t
a
C
l
a
r
a

| Average RPI Win: 214 | | WON-LOST RECORD | | WINNING PCT. RANK | | LAST 15 GAMES | | STRENGTH OF SCHEDULE | | OPP. STRENGTH OF SCHEDULE | | TEAM RPI | | ADJ RPI | | CONF. RPI | | ADJ CONF. RPI | |
|----------------------|---|-----------------|--|-------------------|----|----------------|---|----------------------|--|---------------------------|----|----------|---|-----------------|--|-----------|----|---------------|--|
| DIV. I ONLY | | 20-20-0 | | .5 142 | | 8-7-0 | | 117 | | 93 | | 149 | | .49908 149 | | 17 | | 17 | |
| DIV. I NON-CONF. | | 16-15-0 | | .51613 143 | | 4-2-0 | | 130 | | 82 | | 160 | | .49569 160 | | 16 | | 16 | |
| TOTALS | | RPI 1-25 | | RPI 26-50 | | W-L RECORDS | | RPI 51-100 | | RPI 101-150 | | RPI 150+ | | | | | | | |
| 20-20-0 | | 0-9-0 | | 0-0-0 | | OVERALL | | 1-6-0 | | 1-0-0 | | 18-5-0 | | | | | | | |
| 17-9-0 | | 0-3-0 | | 0-0-0 | | HOME | | 0-1-0 | | 0-0-0 | | 17-5-0 | | | | | | | |
| 3-11-0 | | 0-6-0 | | 0-0-0 | | AWAY | | 1-5-0 | | 1-0-0 | | 1-0-0 | | | | | | | |
| 0-0-0 | | 0-0-0 | | 0-0-0 | | NEUTRAL | | 0-0-0 | | 0-0-0 | | 0-0-0 | | | | | | | |
| 16-15-0 | | 0-9-0 | | 0-0-0 | | NON-CONFERENCE | | 0-1-0 | | 1-0-0 | | 15-5-0 | | | | | | | |
| 14-9-0 | | 0-3-0 | | 0-0-0 | | HOME | | 0-1-0 | | 0-0-0 | | 14-5-0 | | | | | | | |
| 2-6-0 | | 0-6-0 | | 0-0- | | AWAY | | 0-0-0 | | 1-0-0 | | 1-0-0 | | | | | | | |
| 0-0-0 | | 0-0-0 | | 0-0-0 | | NEUTRAL | | 0-0-0 | | 0-0-0 | | 0-0-0 | | | | | | | |
| 4-5-0 | | 0-0-0 | | 0-0-0 | | CONFERENCE | | 1-5-0 | | 0-0-0 | | 3-0-0 | | | | | | | |
| 3-0-0 | | 0-0-0 | | 0-0-0 | | HOME | | 0-0-0 | | 0-0-0 | | 3-0-0 | | | | | | | |
| 1-5-0 | | 0-0-0 | | 0-0-0 | | AWAY | | 1-5-0 | | 0-0-0 | | 0-0-0 | | | | | | | |
| 0-0-0 | | 0-0-0 | | 0-0-0 | | NEUTRAL | | 0-0-0 | | 0-0-0 | | 0-0-0 | | | | | | | |
| RPI | S | Opponent | | Score | | RPI | S | Opponent | | Score | | RPI | S | Opponent | | Score | | | |
| 6 | A | Florida St. | | 5 | 8 | | | 63 A North Florida | | 3 | 5 | 136 | A | FIU | | 8 | 5 | | |
| 6 | A | Florida St. | | 6 | 8 | | | 63 A North Florida | | 2 | 6 | 165 | H | South Fla. | | 5 | 1 | | |
| 7 | A | Miami (FL) | | 2 | 4 | | | 63 A North Florida | | 0 | 5 | 165 | H | South Fla. | | 2 | 3 | | |
| 11 | A | Coastal Caro. | | 2 | 11 | | | 90 H Illinois | | 1 | 4 | 173 | H | Winthrop | | 5 | 4 | | |
| 11 | A | Coastal Caro. | | 2 | 12 | | | 94 A FGCU | | 2 | 4 | 173 | H | Winthrop | | 2 | 1 | | |
| 11 | A | Coastal Caro. | | 5 | 17 | | | 94 A FGCU | | 6 | 11 | 173 | H | Winthrop | | 4 | 6 | | |
| 20 | H | Creighton | | 1 | 5 | | | 94 A FGCU | | 5 | 3 | 178 | H | Delaware | | 5 | 2 | | |
| 20 | H | Creighton | | 1 | 4 | | | | | | | 178 | H | Delaware | | 10 | 12 | | |
| 20 | H | Creighton | | 5 | 7 | | | | | | | 178 | H | Delaware | | 1 | 6 | | |
| | | | | | | | | | | | | 206 | A | Bethune-Cookman | | 11 | 2 | | |
| | | | | | | | | | | | | 218 | H | The Citadel | | 3 | 1 | | |
| | | | | | | | | | | | | 218 | H | The Citadel | | 11 | 5 | | |
| | | | | | | | | | | | | 218 | H | The Citadel | | 7 | 0 | | |
| | | | | | | | | | | | | 229 | H | Dartmouth | | 1 | 2 | | |
| | | | | | | | | | | | | 236 | H | USC Upstate | | 9 | 3 | | |
| | | | | | | | | | | | | 236 | H | USC Upstate | | 9 | 2 | | |
| | | | | | | | | | | | | 236 | H | USC Upstate | | 9 | 5 | | |
| | | | | | | | | | | | | 243 | H | Siena | | 13 | 6 | | |
| | | | | | | | | | | | | 243 | H | Siena | | 5 | 3 | | |
| | | | | | | | | | | | | 246 | H | Villanova | | 5 | 1 | | |
| | | | | | | | | | | | | 263 | H | Central Mich. | | 4 | 3 | | |
| | | | | | | | | | | | | 268 | H | Maine | | 6 | 4 | | |
| | | | | | | | | | | | | 268 | H | Maine | | 5 | 1 | | |
| | | | | | | | | | | | | 268 | H | Maine | | 7 | 6 | | |
| | | | | | | | | | | | | | | | | | | | |
| | | | | | | | | | | | | | | | | | | | |
| | | | | | | | | | | | | | | | | | | | |
| | | | | | | | | | | | | | | | | | | | |
| | | | | | | | | | | | | | | | | | | | |
| | | | | | | | | | | | | | | | | | | | |
| | | | | | | | | | | | | | | | | | | | |
| | | | | | | | | | | | | | | | | | | | |
| | | | | | | | | | | | | | | | | | | | |
| | | | | | | | | | | | | | | | | | | | |
| | | | | | | | | | | | | | | | | | | | |
| | | | | | | | | | | | | | | | | | | | |
| | | | | | | | | | | | | | | | | | | | |
| | | | | | | | | | | | | | | | | | | | |
| | | | | | | | | | | | | | | | | | | | |
| | | | | | | | | | | | | | | | | | | | |
| | | | | | | | | | | | | | | | | | | | |
| | | | | | | | | | | | | | | | | | | | |
| | | | | | | | | | | | | | | | | | | | |
| | | | | | | | | | | | | | | | | | | | |
| | | | | | | | | | | | | | | | | | | | |
| | | | | | | | | | | | | | | | | | | | |
| | | | | | | | | | | | | | | | | | | | |
| | | | | | | | | | | | | | | | | | | | |
| | | | | | | | | | | | | | | | | | | | |
| | | | | | | | | | | | | | | | | | | | |
| | | | | | | | | | | | | | | | | | | | |
| | | | | | | | | | | | | | | | | | | | |
| | | | | | | | | | | | | | | | | | | | |
| | | | | | | | | | | | | | | | | | | | |
| | | | | | | | | | | | | | | | | | | | |
| | | | | | | | | | | | | | | | | | | | |
| | | | | | | | | | | | | | | | | | | | |
| | | | | | | | | | | | | | | | | | | | |
| | | | | | | | | | | | | | | | | | | | |
| | | | | | | | | | | | | | | | | | | | |
| | | | | | | | | | | | | | | | | | | | |
| | | | | | | | | | | | | | | | | | | | |
| | | | | | | | | | | | | | | | | | | | |
| | | | | | | | | | | | | | | | | | | | |
| | | | | | | | | | | | | | | | | | | | |
| | | | | | | | | | | | | | | | | | | | |
| | | | | | | | | | | | | | | | | | | | |
| | | | | | | | | | | | | | | | | | | | |
| | | | | | | | | | | | | | | | | | | | |
| | | | | | | | | | | | | | | | | | | | |
| | | | | | | | | | | | | | | | | | | | |
| | | | | | | | | | | | | | | | | | | | |
| | | | | | | | | | | | | | | | | | | | |
| | | | | | | | | | | | | | | | | | | | |
| | | | | | | | | | | | | | | | | | | | |
| | | | | | | | | | | | | | | | | | | | |
| | | | | | | | | | | | | | | | | | | | |
| | | | | </ | | | | | | | | | | | | | | | |

| | | |
|--------------------|---|---|
| 63 A North Florida | 0 | 5 |
| 63 A North Florida | 3 | 5 |

S
t
e
t
s
o
n

S
t
e
t
s
o
n

| Average RPI Win: | 223 | WON-LOST RECORD | WINNING PCT. RANK | LAST 15 GAMES | STRENGTH OF SCHEDULE | OPP. STRENGTH OF SCHEDULE | TEAM RPI | ADJ RPI | CONF. RPI | ADJ CONF. RPI | | |
|------------------|----------|-----------------|-------------------|----------------|----------------------|---------------------------|----------|-------------------------|-----------|---------------|-------|----|
| DIV. I ONLY | | 33-11-1 | .74444 | 12 | 12-3-0 | 281 | 266 | 150 | .49896 | 150 | 29 | 29 |
| DIV. I NON-CONF. | | 21-7-1 | .74138 | 31 | 2-1-0 | 273 | 269 | 150 | .50273 | 150 | 29 | 29 |
| <hr/> | | | | | | | | | | | | |
| TOTALS | RPI 1-25 | RPI 26-50 | | W-L RECORDS | | RPI 51-100 | | RPI 101-150 | | RPI 150+ | | |
| 33-11-1 | 0-0-0 | 0-0-0 | | OVERALL | | 4-1-0 | | 0-0-0 | | 29-10-1 | | |
| 21-8-1 | 0-0-0 | 0-0-0 | | HOME | | 4-1-0 | | 0-0-0 | | 17-7-1 | | |
| 10-2-0 | 0-0-0 | 0-0-0 | | AWAY | | 0-0-0 | | 0-0-0 | | 10-2-0 | | |
| 2-1-0 | 0-0-0 | 0-0-0 | | NEUTRAL | | 0-0-0 | | 0-0-0 | | 2-1-0 | | |
| 21-7-1 | 0-0-0 | 0-0-0 | | NON-CONFERENCE | | 4-1-0 | | 0-0-0 | | 17-6-1 | | |
| 12-5-1 | 0-0-0 | 0-0-0 | | HOME | | 4-1-0 | | 0-0-0 | | 8-4-1 | | |
| 7-1-0 | 0-0-0 | 0-0- | | AWAY | | 0-0-0 | | 0-0-0 | | 7-1-0 | | |
| 2-1-0 | 0-0-0 | 0-0-0 | | NEUTRAL | | 0-0-0 | | 0-0-0 | | 2-1-0 | | |
| 12-4-0 | 0-0-0 | 0-0-0 | | CONFERENCE | | 0-0-0 | | 0-0-0 | | 12-4-0 | | |
| 9-3-0 | 0-0-0 | 0-0-0 | | HOME | | 0-0-0 | | 0-0-0 | | 9-3-0 | | |
| 3-1-0 | 0-0-0 | 0-0-0 | | AWAY | | 0-0-0 | | 0-0-0 | | 3-1-0 | | |
| 0-0-0 | 0-0-0 | 0-0-0 | | NEUTRAL | | 0-0-0 | | 0-0-0 | | 0-0-0 | | |
| RPI | S | Opponent | Score | RPI | S | Opponent | Score | RPI | S | Opponent | Score | |
| | | | | | | 68 H Rutgers | 3 2 | 170 N Air Force | 5 | 10 | | |
| | | | | | | 96 H Princeton | 1 4 | 170 N Air Force | 5 | 0 | | |
| | | | | | | 96 H Princeton | 1 0 | 170 N Air Force | 3 | 1 | | |
| | | | | | | 96 H Princeton | 7 0 | 174 A Georgetown | 6 | 5 | | |
| | | | | | | 96 H Princeton | 1 0 | 175 H Holy Cross | 9 | 0 | | |
| | | | | | | | | 175 H Holy Cross | 2 | 4 | | |
| | | | | | | | | 175 H Holy Cross | 4 | 2 | | |
| | | | | | | | | 175 H Holy Cross | 1 | 3 | | |
| | | | | | | | | 199 H Yale | 11 | 4 | | |
| | | | | | | | | 199 H Yale | 8 | 2 | | |
| | | | | | | | | 199 H Yale | 3 | 2 | | |
| | | | | | | | | 199 H Yale | 2 | 2 | | |
| | | | | | | | | 205 A UMBC | 4 | 5 | | |
| | | | | | | | | 205 H UMBC | 4 | 6 | | |
| | | | | | | | | 217 H Central Conn. St. | 1 | 8 | | |
| | | | | | | | | 217 H Central Conn. St. | 2 | 3 | | |
| | | | | | | | | 217 H Central Conn. St. | 2 | 9 | | |
| | | | | | | | | 237 A Towson | 6 | 5 | | |
| | | | | | | | | 240 H Army West Point | 3 | 1 | | |
| | | | | | | | | 240 H Army West Point | 7 | 3 | | |
| | | | | | | | | 240 H Army West Point | 3 | 2 | | |
| | | | | | | | | 240 H Army West Point | 6 | 2 | | |
| | | | | | | 265 H Lehigh | 2 9 | 242 H NJIT | 4 | 0 | | |
| | | | | | | 265 H Lehigh | 3 0 | 242 H NJIT | 7 | 3 | | |
| | | | | | | 290 A Delaware St. | 16 4 | 258 H Buffalo | 6 | 2 | | |
| | | | | | | | | 261 A Lafayette | 5 | 7 | | |
| | | | | | | | | 261 A Lafayette | 19 | 6 | | |
| LAST 15 GAMES | | | | | | | | | | | | |
| | | | | | | 240 H Army West Point | 3 1 | | | | | |
| | | | | | | 240 H Army West Point | 7 3 | | | | | |
| | | | | | | 240 H Army West Point | 6 2 | | | | | |
| | | | | | | 240 H Army West Point | 3 2 | | | | | |
| | | | | | | 205 H UMBC | 4 6 | | | | | |

Non-Div. I Games:

Navy

| | | | | |
|-----|---|--------|----|---|
| 265 | H | Lehigh | 10 | 3 |
| 265 | H | Lehigh | 3 | 0 |

| RPI | S | Opponent | Score | |
|-----|---|--------------|-------|---|
| 261 | A | Lafayette | 7 | 0 |
| 261 | A | Lafayette | 8 | 4 |
| 265 | H | Lehigh | 3 | 0 |
| 265 | H | Lehigh | 2 | 9 |
| 265 | H | Lehigh | 10 | 3 |
| 265 | H | Lehigh | 3 | 0 |
| 287 | A | N.C. A&T | 11 | 4 |
| 287 | A | N.C. A&T | 6 | 1 |
| 287 | A | N.C. A&T | 14 | 8 |
| 290 | A | Delaware St. | 16 | 4 |
| 290 | H | Delaware St. | 20 | 4 |
| 294 | A | UMES | 16 | 4 |
| 294 | H | UMES | 11 | 2 |

N
a
v
y

N
a
v
y

Navy

| Average RPI Win: | | 159 | WON-LOST RECORD | | WINNING PCT. RANK | | LAST 15 GAMES | | STRENGTH OF SCHEDULE | | OPP. STRENGTH OF SCHEDULE | | TEAM RPI | | ADJ RPI | | CONF. RPI | | ADJ CONF. RPI | | |
|------------------|---|--------------|-----------------|-----------|-------------------|----------------|---------------|------------|----------------------|-------------|---------------------------|----------|----------|-----------------------|---------|-------|-----------|---|---------------|---|--|
| DIV. I ONLY | | | 18-22-0 | | .45 | 193 | 6-9-0 | | 68 | | 120 | | 151 | | .49893 | | 151 | 5 | | 5 | |
| DIV. I NON-CONF. | | | 13-12-0 | | .52 | 138 | 1-2-0 | | 86 | | 233 | | 146 | | .50384 | | 146 | 5 | | 5 | |
| TOTALS | | RPI 1-25 | | RPI 26-50 | | W-L RECORDS | | RPI 51-100 | | RPI 101-150 | | RPI 150+ | | | | | | | | | |
| 18-22-0 | | 1-7-0 | | 0-2-0 | | OVERALL | | 1-2-0 | | 8-8-0 | | 8-3-0 | | | | | | | | | |
| 11-13-0 | | 1-3-0 | | 0-0-0 | | HOME | | 0-2-0 | | 4-7-0 | | 6-1-0 | | | | | | | | | |
| 5-7-0 | | 0-4-0 | | 0-0-0 | | AWAY | | 1-0-0 | | 2-1-0 | | 2-2-0 | | | | | | | | | |
| 2-2-0 | | 0-0-0 | | 0-2-0 | | NEUTRAL | | 0-0-0 | | 2-0-0 | | 0-0-0 | | | | | | | | | |
| 13-12-0 | | 1-1-0 | | 0-2-0 | | NON-CONFERENCE | | 1-2-0 | | 3-4-0 | | 8-3-0 | | | | | | | | | |
| 8-7-0 | | 1-0-0 | | 0-0-0 | | HOME | | 0-2-0 | | 1-4-0 | | 6-1-0 | | | | | | | | | |
| 3-3-0 | | 0-1-0 | | 0-0- | | AWAY | | 1-0-0 | | 0-0-0 | | 2-2-0 | | | | | | | | | |
| 2-2-0 | | 0-0-0 | | 0-2-0 | | NEUTRAL | | 0-0-0 | | 2-0-0 | | 0-0-0 | | | | | | | | | |
| 5-10-0 | | 0-6-0 | | 0-0-0 | | CONFERENCE | | 0-0-0 | | 5-4-0 | | 0-0-0 | | | | | | | | | |
| 3-6-0 | | 0-3-0 | | 0-0-0 | | HOME | | 0-0-0 | | 3-3-0 | | 0-0-0 | | | | | | | | | |
| 2-4-0 | | 0-3-0 | | 0-0-0 | | AWAY | | 0-0-0 | | 2-1-0 | | 0-0-0 | | | | | | | | | |
| 0-0-0 | | 0-0-0 | | 0-0-0 | | NEUTRAL | | 0-0-0 | | 0-0-0 | | 0-0-0 | | | | | | | | | |
| RPI | S | Opponent | | Score | | RPI | S | Opponent | | Score | | RPI | S | Opponent | | Score | | | | | |
| 15 | A | Texas Tech | | 4 | 10 | 48 | N | Oregon St. | | 0 | 14 | 70 | H | Oral Roberts | | 10 | 14 | | | | |
| 15 | A | Texas Tech | | 3 | 10 | 48 | N | Oregon St. | | 5 | 7 | 85 | A | Nebraska | | 4 | 2 | | | | |
| 15 | A | Texas Tech | | 5 | 6 | | | | | | | 85 | H | Nebraska | | 1 | 5 | | | | |
| 20 | A | Creighton | | 4 | 5 | | | | | | | | | 110 H Western Caro. | | 5 | 7 | | | | |
| 20 | H | Creighton | | 8 | 2 | | | | | | | | | 110 H Western Caro. | | 2 | 6 | | | | |
| 25 | H | Oklahoma St. | | 4 | 5 | | | | | | | | | 110 H Western Caro. | | 2 | 10 | | | | |
| 25 | H | Oklahoma St. | | 1 | 2 | | | | | | | | | 119 A West Virginia | | 15 | 2 | | | | |
| 25 | H | Oklahoma St. | | 4 | 5 | | | | | | | | | 119 A West Virginia | | 4 | 5 | | | | |
| | | | | | | | | | | | | | | 119 A West Virginia | | 8 | 6 | | | | |
| | | | | | | | | | | | | | | 127 H Baylor | | 5 | 7 | | | | |
| | | | | | | | | | | | | | | 127 H Baylor | | 11 | 7 | | | | |
| | | | | | | | | | | | | | | 127 H Baylor | | 10 | 4 | | | | |
| | | | | | | | | | | | | | | 133 N Utah | | 20 | 4 | | | | |
| | | | | | | | | | | | | | | 133 N Utah | | 9 | 2 | | | | |
| | | | | | | | | | | | | | | 144 H SFA | | 5 | 6 | | | | |
| | | | | | | | | | | | | | | 144 H SFA | | 11 | 5 | | | | |
| | | | | | | | | | | | | | | 160 H Milwaukee | | 1 | 14 | | | | |
| | | | | | | | | | | | | | | 160 H Milwaukee | | 3 | 1 | | | | |
| | | | | | | | | | | | | | | 160 H Milwaukee | | 7 | 0 | | | | |
| | | | | | | | | | | | | | | 198 A UC Riverside | | 1 | 0 | | | | |
| | | | | | | | | | | | | | | 198 A UC Riverside | | 3 | 6 | | | | |
| | | | | | | | | | | | | | | 198 A UC Riverside | | 3 | 6 | | | | |
| | | | | | | | | | | | | | | 198 A UC Riverside | | 8 | 1 | | | | |
| | | | | | | | | | | | | | | 207 H Omaha | | 11 | 3 | | | | |
| | | | | | | | | | | | | | | 276 H Ark.-Pine Bluff | | 15 | 9 | | | | |
| | | | | | | | | | | | | | | 276 H Ark.-Pine Bluff | | 13 | 8 | | | | |
| | | | | | | | | | | | | | | 276 H Ark.-Pine Bluff | | 18 | 8 | | | | |

Non-Div. I Games:

Kansas St.

| | | |
|---------------------|----|---|
| 119 A West Virginia | 15 | 2 |
| 119 A West Virginia | 8 | 6 |

K
a
n
s
a
s
S
t
.

K
a
n
s
a
s
S
t
.

| Average RPI Win: 178 | | WON-LOST RECORD | | WINNING PCT. RANK | | LAST 15 GAMES | | STRENGTH OF SCHEDULE | | OPP. STRENGTH OF SCHEDULE | | TEAM RPI | | ADJ RPI | | CONF. RPI | | ADJ CONF. RPI | | | | |
|----------------------|---|-----------------|--|-------------------|----|----------------|---|----------------------|----|---------------------------|---|----------|---|-----------------|----|-----------|---|---------------|---|--------------------|----|----|
| DIV. I ONLY | | 22-19-0 | | .53659 123 | | 6-9-0 | | 175 | | 58 | | 152 | | .49808 152 | | 10 | | 10 | | | | |
| DIV. I NON-CONF. | | 12-11-0 | | .52174 135 | | 3-4-0 | | 240 | | 44 | | 194 | | .47625 194 | | 11 | | 11 | | | | |
| TOTALS | | RPI 1-25 | | RPI 26-50 | | W-L RECORDS | | RPI 51-100 | | RPI 101-150 | | RPI 150+ | | | | | | | | | | |
| 22-19-0 | | 1-5-0 | | 0-3-0 | | OVERALL | | 0-2-0 | | 10-7-0 | | 11-2-0 | | | | | | | | | | |
| 15-11-0 | | 0-1-0 | | 0-3-0 | | HOME | | 0-0-0 | | 5-6-0 | | 10-1-0 | | | | | | | | | | |
| 6-7-0 | | 1-4-0 | | 0-0-0 | | AWAY | | 0-1-0 | | 4-1-0 | | 1-1-0 | | | | | | | | | | |
| 1-1-0 | | 0-0-0 | | 0-0-0 | | NEUTRAL | | 0-1-0 | | 1-0-0 | | 0-0-0 | | | | | | | | | | |
| 12-11-0 | | 0-3-0 | | 0-0-0 | | NON-CONFERENCE | | 0-2-0 | | 4-4-0 | | 8-2-0 | | | | | | | | | | |
| 9-5-0 | | 0-1-0 | | 0-0-0 | | HOME | | 0-0-0 | | 2-3-0 | | 7-1-0 | | | | | | | | | | |
| 2-5-0 | | 0-2-0 | | 0-0- | | AWAY | | 0-1-0 | | 1-1-0 | | 1-1-0 | | | | | | | | | | |
| 1-1-0 | | 0-0-0 | | 0-0-0 | | NEUTRAL | | 0-1-0 | | 1-0-0 | | 0-0-0 | | | | | | | | | | |
| 10-8-0 | | 1-2-0 | | 0-3-0 | | CONFERENCE | | 0-0-0 | | 6-3-0 | | 3-0-0 | | | | | | | | | | |
| 6-6-0 | | 0-0-0 | | 0-3-0 | | HOME | | 0-0-0 | | 3-3-0 | | 3-0-0 | | | | | | | | | | |
| 4-2-0 | | 1-2-0 | | 0-0-0 | | AWAY | | 0-0-0 | | 3-0-0 | | 0-0-0 | | | | | | | | | | |
| 0-0-0 | | 0-0-0 | | 0-0-0 | | NEUTRAL | | 0-0-0 | | 0-0-0 | | 0-0-0 | | | | | | | | | | |
| RPI | S | Opponent | | Score | | RPI | S | Opponent | | Score | | RPI | S | Opponent | | Score | | | | | | |
| 4 | A | Texas A&M | | 1 | 14 | 39 | H | South Ala. | | 4 | 6 | 72 | N | Michigan St. | | 2 | 3 | 103 | H | Little Rock | 2 | 10 |
| 12 | A | La.-Lafayette | | 0 | 1 | 39 | H | South Ala. | | 2 | 3 | 81 | A | Sam Houston St. | | 6 | 8 | 103 | H | Little Rock | 7 | 8 |
| 12 | A | La.-Lafayette | | 1 | 5 | 39 | H | South Ala. | | 3 | 7 | | | | | | | 103 | H | Little Rock | 6 | 7 |
| 12 | A | La.-Lafayette | | 2 | 1 | | | | | | | | | | | | | 104 | H | Texas | 4 | 10 |
| 18 | A | Rice | | 4 | 8 | | | | | | | | | | | | | 126 | A | Ga. Southern | 4 | 3 |
| 18 | H | Rice | | 1 | 3 | | | | | | | | | | | | | 126 | A | Ga. Southern | 7 | 3 |
| | | | | | | | | | | | | | | | | | | 126 | A | Ga. Southern | 4 | 3 |
| | | | | | | | | | | | | | | | | | | 127 | A | Baylor | 12 | 3 |
| | | | | | | | | | | | | | | | | | | 132 | N | UCF | 2 | 1 |
| | | | | | | | | | | | | | | | | | | 140 | H | Nevada | 6 | 17 |
| | | | | | | | | | | | | | | | | | | 140 | H | Nevada | 3 | 2 |
| | | | | | | | | | | | | | | | | | | 140 | H | Nevada | 3 | 6 |
| | | | | | | | | | | | | | | | | | | 141 | A | UTSA | 7 | 14 |
| | | | | | | | | | | | | | | | | | | 141 | H | UTSA | 13 | 10 |
| | | | | | | | | | | | | | | | | | | 142 | H | La.-Monroe | 7 | 5 |
| | | | | | | | | | | | | | | | | | | 142 | H | La.-Monroe | 3 | 2 |
| | | | | | | | | | | | | | | | | | | 142 | H | La.-Monroe | 6 | 1 |
| | | | | | | | | | | | | | | | | | | 186 | H | Washington St. | 6 | 2 |
| | | | | | | | | | | | | | | | | | | 186 | H | Washington St. | 10 | 1 |
| | | | | | | | | | | | | | | | | | | 186 | H | Washington St. | 7 | 6 |
| | | | | | | | | | | | | | | | | | | 186 | H | Washington St. | 8 | 9 |
| | | | | | | | | | | | | | | | | | | 231 | A | A&M-Corpus Christi | 11 | 0 |
| | | | | | | | | | | | | | | | | | | 231 | H | A&M-Corpus Christi | 4 | 1 |
| | | | | | | | | | | | | | | | | | | 250 | H | Appalachian St. | 16 | 0 |
| | | | | | | | | | | | | | | | | | | 250 | H | Appalachian St. | 4 | 2 |
| | | | | | | | | | | | | | | | | | | 250 | H | Appalachian St. | 4 | 0 |
| | | | | | | | | | | | | | | | | | | 264 | H | Incarnate Word | 22 | 5 |
| | | | | LAST 15 GAMES | | | | | | | | | | | | | | | | | | |
| | | | | 12 | A | La.-Lafayette | | 0 | 1 | 18 | H | Rice | | 1 | 3 | | | | | | | |
| | | | | 12 | A | La.-Lafayette | | 2 | 1 | 140 | H | Nevada | | 3 | 2 | | | | | | | |
| | | | | 12 | A | La.-Lafayette | | 1 | 5 | 140 | H | Nevada | | 6 | 17 | | | | | | | |
| | | | | 4 | A | Texas A&M | | 1 | 14 | | | | | | | | | | | | | |
| | | | | 103 | H | Little Rock | | 6 | 7 | | | | | | | | | | | | | |

Non-Div. I Games:

Texas St.

Texas St.

| | | |
|-------------------|---|----|
| 103 H Little Rock | 2 | 10 |
| 103 H Little Rock | 7 | 8 |

Through Games Of April 24, 2016

| RPI | S | Opponent | Score | |
|-----|---|----------------|-------|---|
| 264 | H | Incarnate Word | 5 | 4 |
| 264 | H | Incarnate Word | 4 | 0 |
| 274 | A | UTRGV | 3 | 4 |

Texas St.

T
e
x
a
s
S
t
.

T
e
x
a
s
S
t
.

| Average RPI Win: 222 | | WON-LOST | WINNING | LAST 15 | STRENGTH OF | | OPP. STRENGTH | TEAM | ADJ | CONF. | ADJ CONF. |
|-----------------------|---------------|----------|---------------|---------------|----------------|-------|---------------|-------|-------------|---------------------|-----------|
| Average RPI Loss: 117 | | RECORD | PCT. RANK | GAMES | SCHEDULE | | OF SCHEDULE | RPI | RPI | RPI | RPI |
| DIV. I ONLY | | 23-18-0 | .56098 | 105 | 8-7-0 | | 191 | 167 | 153 | .49806 | 153 |
| DIV. I NON-CONF. | | 15-11-0 | .57692 | 103 | 3-3-0 | | 231 | 248 | 167 | .48885 | 167 |
| TOTALS | | RPI 1-25 | RPI 26-50 | | W-L RECORDS | | RPI 51-100 | | RPI 101-150 | | RPI 150+ |
| 23-18-0 | | 1-3-0 | 0-4-0 | | OVERALL | | 2-3-0 | | 0-1-0 | | 20-7-0 |
| 18-7-0 | | 1-2-0 | 0-0-0 | | HOME | | 1-0-0 | | 0-0-0 | | 16-5-0 |
| 5-11-0 | | 0-1-0 | 0-4-0 | | AWAY | | 1-3-0 | | 0-1-0 | | 4-2-0 |
| 0-0-0 | | 0-0-0 | 0-0-0 | | NEUTRAL | | 0-0-0 | | 0-0-0 | | 0-0-0 |
| 15-11-0 | | 0-1-0 | 0-4-0 | | NON-CONFERENCE | | 1-1-0 | | 0-1-0 | | 14-4-0 |
| 14-2-0 | | 0-0-0 | 0-0-0 | | HOME | | 1-0-0 | | 0-0-0 | | 13-2-0 |
| 1-9-0 | | 0-1-0 | 0-0-0 | | AWAY | | 0-1-0 | | 0-1-0 | | 1-2-0 |
| 0-0-0 | | 0-0-0 | 0-0-0 | | NEUTRAL | | 0-0-0 | | 0-0-0 | | 0-0-0 |
| 8-7-0 | | 1-2-0 | 0-0-0 | | CONFERENCE | | 1-2-0 | | 0-0-0 | | 6-3-0 |
| 4-5-0 | | 1-2-0 | 0-0-0 | | HOME | | 0-0-0 | | 0-0-0 | | 3-3-0 |
| 4-2-0 | | 0-0-0 | 0-0-0 | | AWAY | | 1-2-0 | | 0-0-0 | | 3-0-0 |
| 0-0-0 | | 0-0-0 | 0-0-0 | | NEUTRAL | | 0-0-0 | | 0-0-0 | | 0-0-0 |
| RPI S | Opponent | Score | RPI S | Opponent | Score | RPI S | Opponent | Score | RPI S | Opponent | Score |
| 2 A | Louisville | 1 10 | 29 A | Virginia | 4 9 | 58 A | High Point | 4 3 | 113 A | Morehead St. | 8 9 |
| 11 H | Coastal Caro. | 5 2 | 30 A | East Carolina | 3 5 | 58 A | High Point | 2 7 | 162 H | Campbell | 3 6 |
| 11 H | Coastal Caro. | 2 11 | 30 A | East Carolina | 1 11 | 58 A | High Point | 1 2 | 162 H | Campbell | 8 4 |
| 11 H | Coastal Caro. | 2 7 | 30 A | East Carolina | 6 9 | 88 A | VCU | 2 5 | 162 H | Campbell | 0 2 |
| | | | | | | 88 H | VCU | 10 9 | 215 H | Radford | 5 4 |
| | | | | | | | | | 215 H | Radford | 5 6 |
| | | | | | | | | | 215 H | Radford | 3 2 |
| | | | | | | | | | 230 H | Hofstra | 4 3 |
| | | | | | | | | | 230 H | Hofstra | 2 0 |
| | | | | | | | | | 230 H | Hofstra | 6 5 |
| | | | | | | | | | 233 A | VMI | 5 2 |
| | | | | | | | | | 233 H | VMI | 10 9 |
| | | | | | | | | | 244 A | Charleston So. | 4 1 |
| | | | | | | | | | 244 A | Charleston So. | 13 4 |
| | | | | | | | | | 244 A | Charleston So. | 6 2 |
| | | | | | | | | | 252 H | Fairleigh Dickinson | 6 3 |
| | | | | | | | | | 252 H | Fairleigh Dickinson | 5 3 |
| | | | | | | | | | 252 H | Fairleigh Dickinson | 4 3 |
| | | | | | | | | | 270 A | N.C. Central | 3 5 |
| | | | | | | | | | 270 H | N.C. Central | 4 7 |
| | | | | | | | | | 278 H | Wagner | 6 3 |
| | | | | | | | | | 278 H | Wagner | 6 0 |
| | | | | | | | | | 278 H | Wagner | 4 6 |
| | | | | | | | | | 283 A | George Mason | 6 13 |
| | | | | | | | | | 284 H | Norfolk St. | 11 9 |
| | | | | | | | | | 288 H | Savannah St. | 7 6 |
| | | | | | | | | | 288 H | Savannah St. | 6 5 |
| | | | LAST 15 GAMES | | | | | | | | |
| | | | 162 H | Campbell | 0 2 | 29 A | Virginia | 4 9 | 278 H | Wagner | 4 6 |
| | | | 162 H | Campbell | 3 6 | 58 A | High Point | 1 2 | 283 A | George Mason | 6 13 |
| | | | 162 H | Campbell | 8 4 | 58 A | High Point | 2 7 | 284 H | Norfolk St. | 11 9 |
| | | | 270 A | N.C. Central | 3 5 | | | | 288 H | Savannah St. | 7 6 |
| | | | 288 H | Savannah St. | 7 6 | | | | 288 H | Savannah St. | 6 5 |

Non-Div. I Games:

Longwood

| | | | | |
|-----|---|--------------|---|---|
| 288 | H | Savannah St. | 6 | 5 |
| 288 | H | Savannah St. | 9 | 4 |

| RPI | S | Opponent | Score | |
|-----|---|--------------|-------|---|
| 288 | H | Savannah St. | 9 | 4 |

Longwood

L
o
n
g
w
o
o
d

L
o
n
g
w
o
o
d

| Average RPI Win: 171 | | WON-LOST | WINNING | LAST 15 | STRENGTH OF | | OPP. STRENGTH | TEAM | ADJ | CONF. | ADJ CONF. | | | | |
|-----------------------|---|----------|-----------|-----------|-------------|-----------------|---------------|------------|-----|----------------|-----------|----------|----|-----------------|-------|
| Average RPI Loss: 109 | | RECORD | PCT. RANK | GAMES | SCHEDULE | | OF SCHEDULE | RPI | RPI | RPI | RPI | | | | |
| DIV. I ONLY | | 19-18-0 | .51351 | 136 | 7-8-0 | | 137 | 136 | 154 | .49665 | 154 | 26 | 26 | | |
| DIV. I NON-CONF. | | 11-11-0 | .5 | 145 | 0-1-0 | | 55 | 89 | 142 | .50525 | 142 | 26 | 26 | | |
| <hr/> | | | | | | | | | | | | | | | |
| TOTALS | | RPI 1-25 | | RPI 26-50 | | W-L RECORDS | | RPI 51-100 | | RPI 101-150 | | RPI 150+ | | | |
| 19-18-0 | | 0-0-0 | | 1-0-0 | | OVERALL | | 5-11-0 | | 2-1-0 | | 11-6-0 | | | |
| 10-13-0 | | 0-0-0 | | 1-0-0 | | HOME | | 4-6-0 | | 0-1-0 | | 5-6-0 | | | |
| 8-5-0 | | 0-0-0 | | 0-0-0 | | AWAY | | 1-5-0 | | 1-0-0 | | 6-0-0 | | | |
| 1-0-0 | | 0-0-0 | | 0-0-0 | | NEUTRAL | | 0-0-0 | | 1-0-0 | | 0-0-0 | | | |
| <hr/> | | | | | | | | | | | | | | | |
| 11-11-0 | | 0-0-0 | | 1-0-0 | | NON-CONFERENCE | | 4-9-0 | | 2-1-0 | | 4-1-0 | | | |
| 9-8-0 | | 0-0-0 | | 1-0-0 | | HOME | | 4-6-0 | | 0-1-0 | | 4-1-0 | | | |
| 1-3-0 | | 0-0-0 | | 0-0- | | AWAY | | 0-3-0 | | 1-0-0 | | 0-0-0 | | | |
| 1-0-0 | | 0-0-0 | | 0-0-0 | | NEUTRAL | | 0-0-0 | | 1-0-0 | | 0-0-0 | | | |
| <hr/> | | | | | | | | | | | | | | | |
| 8-7-0 | | 0-0-0 | | 0-0-0 | | CONFERENCE | | 1-2-0 | | 0-0-0 | | 7-5-0 | | | |
| 1-5-0 | | 0-0-0 | | 0-0-0 | | HOME | | 0-0-0 | | 0-0-0 | | 1-5-0 | | | |
| 7-2-0 | | 0-0-0 | | 0-0-0 | | AWAY | | 1-2-0 | | 0-0-0 | | 6-0-0 | | | |
| 0-0-0 | | 0-0-0 | | 0-0-0 | | NEUTRAL | | 0-0-0 | | 0-0-0 | | 0-0-0 | | | |
| <hr/> | | | | | | | | | | | | | | | |
| RPI | S | Opponent | Score | RPI | S | Opponent | Score | RPI | S | Opponent | Score | RPI | S | Opponent | Score |
| | | | | 50 | H | St. Mary's (CA) | 8 3 | 51 | H | Gonzaga | 3 0 | 137 | N | San Francisco | 6 5 |
| | | | | | | | | 51 | H | Gonzaga | 2 11 | 143 | A | UNLV | 10 8 |
| | | | | | | | | 51 | H | Gonzaga | 7 1 | 143 | H | UNLV | 2 7 |
| | | | | | | | | 51 | H | Gonzaga | 9 21 | 156 | H | Utah Valley | 3 6 |
| | | | | | | | | 54 | H | Tennessee | 8 25 | 156 | H | Utah Valley | 4 5 |
| | | | | | | | | 60 | H | New Mexico | 6 10 | 156 | H | Utah Valley | 2 1 |
| | | | | | | | | 60 | H | New Mexico | 5 6 | 177 | H | New Mexico St. | 3 4 |
| | | | | | | | | 62 | H | Cal Poly | 16 3 | 177 | H | New Mexico St. | 6 7 |
| | | | | | | | | 62 | H | Cal Poly | 0 7 | 177 | H | New Mexico St. | 4 5 |
| | | | | | | | | 62 | H | Cal Poly | 3 2 | 207 | H | Omaha | 2 7 |
| | | | | | | | | 78 | A | Houston | 0 5 | 207 | H | Omaha | 9 4 |
| | | | | | | | | 78 | A | Houston | 1 3 | 207 | H | Omaha | 12 4 |
| | | | | | | | | 78 | A | Houston | 1 5 | 249 | A | North Dakota | 8 2 |
| | | | | | | | | 95 | A | Seattle | 3 10 | 249 | A | North Dakota | 14 2 |
| | | | | | | | | 95 | A | Seattle | 1 4 | 249 | A | North Dakota | 9 4 |
| | | | | | | | | 95 | A | Seattle | 8 4 | 253 | A | CSU Bakersfield | 9 3 |
| | | | | | | | | | | | | 253 | A | CSU Bakersfield | 9 4 |
| | | | | | | | | | | | | 253 | A | CSU Bakersfield | 9 6 |
| | | | | | | | | | | | | 263 | H | Central Mich. | 3 1 |
| | | | | | | | | | | | | 263 | H | Central Mich. | 5 4 |
| <hr/> | | | | | | | | | | | | | | | |
| LAST 15 GAMES | | | | | | | | | | | | | | | |
| | | | | 249 | A | North Dakota | 14 2 | 177 | H | New Mexico St. | 3 4 | | | | |
| | | | | 249 | A | North Dakota | 8 2 | 177 | H | New Mexico St. | 4 5 | | | | |
| | | | | 249 | A | North Dakota | 9 4 | 143 | H | UNLV | 2 7 | | | | |
| | | | | 95 | A | Seattle | 8 4 | | | | | | | | |
| | | | | 95 | A | Seattle | 1 4 | | | | | | | | |

Non-Div. I Games:

Grand Canyon

| | | |
|----------------------|---|----|
| 95 A Seattle | 3 | 10 |
| 177 H New Mexico St. | 6 | 7 |

G
r
a
n
d
C
a
n
y
o
n

G
r
a
n
d
C
a
n
y
o
n

**F
u
r
m
a
n**

Furman

| | | | | |
|----|---|------|----|----|
| 46 | H | UNCG | 0 | 14 |
| 46 | H | UNCG | 11 | 18 |

| RPI | S | Opponent | Score | |
|-----|---|---------------|-------|----|
| 272 | A | ETSU | 9 | 13 |
| 285 | H | UNC Asheville | 8 | 6 |

Furman

F
u
r
m
a
n

F
u
r
m
a
n

| Average RPI Win: | | 161 | WON-LOST RECORD | | WINNING PCT. RANK | | LAST 15 GAMES | | STRENGTH OF SCHEDULE | | OPP. STRENGTH OF SCHEDULE | | TEAM RPI | | ADJ RPI | | CONF. RPI | | ADJ CONF. RPI | | | | |
|-------------------|---|-----------|-----------------|---------------|-------------------|----------------|---------------|----------------|----------------------|-------------|---------------------------|----------|----------|----------------|---------|-------|-----------|-----|---------------|----------------|--|-------|----|
| Average RPI Loss: | | 148 | | | | | | | | | | | | | | | | | | | | | |
| DIV. I ONLY | | | 22-18-0 | | .55 | 114 | 9-6-0 | | 212 | | 119 | | 156 | | .49645 | 156 | 26 | | 26 | | | | |
| DIV. I NON-CONF. | | | 14-11-0 | | .56 | 114 | 3-0-0 | | 180 | | 40 | | 120 | | .51884 | 120 | 26 | | 26 | | | | |
| TOTALS | | RPI 1-25 | | RPI 26-50 | | W-L RECORDS | | RPI 51-100 | | RPI 101-150 | | RPI 150+ | | | | | | | | | | | |
| 22-18-0 | | 2-2-0 | | 1-2-0 | | OVERALL | | 1-2-0 | | 4-2-0 | | 14-10-0 | | | | | | | | | | | |
| 9-8-0 | | 2-1-0 | | 0-0-0 | | HOME | | 1-2-0 | | 1-0-0 | | 5-5-0 | | | | | | | | | | | |
| 9-6-0 | | 0-0-0 | | 0-2-0 | | AWAY | | 0-0-0 | | 2-1-0 | | 7-3-0 | | | | | | | | | | | |
| 4-4-0 | | 0-1-0 | | 1-0-0 | | NEUTRAL | | 0-0-0 | | 1-1-0 | | 2-2-0 | | | | | | | | | | | |
| 14-11-0 | | 2-2-0 | | 1-2-0 | | NON-CONFERENCE | | 0-0-0 | | 4-2-0 | | 7-5-0 | | | | | | | | | | | |
| 5-3-0 | | 2-1-0 | | 0-0-0 | | HOME | | 0-0-0 | | 1-0-0 | | 2-2-0 | | | | | | | | | | | |
| 5-4-0 | | 0-0-0 | | 0-0- | | AWAY | | 0-0-0 | | 2-1-0 | | 3-1-0 | | | | | | | | | | | |
| 4-4-0 | | 0-1-0 | | 1-0-0 | | NEUTRAL | | 0-0-0 | | 1-1-0 | | 2-2-0 | | | | | | | | | | | |
| 8-7-0 | | 0-0-0 | | 0-0-0 | | CONFERENCE | | 1-2-0 | | 0-0-0 | | 7-5-0 | | | | | | | | | | | |
| 4-5-0 | | 0-0-0 | | 0-0-0 | | HOME | | 1-2-0 | | 0-0-0 | | 3-3-0 | | | | | | | | | | | |
| 4-2-0 | | 0-0-0 | | 0-0-0 | | AWAY | | 0-0-0 | | 0-0-0 | | 4-2-0 | | | | | | | | | | | |
| 0-0-0 | | 0-0-0 | | 0-0-0 | | NEUTRAL | | 0-0-0 | | 0-0-0 | | 0-0-0 | | | | | | | | | | | |
| RPI | S | Opponent | | Score | | RPI | S | Opponent | | Score | | RPI | S | Opponent | | Score | | RPI | S | Opponent | | Score | |
| 23 | H | Minnesota | | 5 | 13 | 31 | A | Arizona | | 0 | 14 | 95 | H | Seattle | | 9 | 8 | 118 | N | Saint Joseph's | | 5 | 6 |
| 23 | H | Minnesota | | 15 | 6 | 43 | A | BYU | | 1 | 6 | 95 | H | Seattle | | 0 | 1 | 133 | A | Utah | | 7 | 6 |
| 23 | H | Minnesota | | 3 | 2 | 48 | N | Oregon St. | | 12 | 9 | 95 | H | Seattle | | 3 | 5 | 133 | A | Utah | | 12 | 11 |
| 23 | N | Minnesota | | 2 | 8 | | | | | | | | | | | | | 133 | H | Utah | | 10 | 4 |
| | | | | | | | | | | | | | | | | | | 137 | N | San Francisco | | 8 | 4 |
| | | | | | | | | | | | | | | | | | | 148 | A | Santa Clara | | 2 | 9 |
| | | | | | | | | | | | | | | | | | | 154 | A | Grand Canyon | | 1 | 2 |
| | | | | | | | | | | | | | | | | | | 154 | A | Grand Canyon | | 5 | 4 |
| | | | | | | | | | | | | | | | | | | 154 | A | Grand Canyon | | 6 | 3 |
| | | | | | | | | | | | | | | | | | | 161 | N | Ball St. | | 1 | 3 |
| | | | | | | | | | | | | | | | | | | 161 | N | Ball St. | | 5 | 1 |
| | | | | | | | | | | | | | | | | | | 177 | A | New Mexico St. | | 6 | 1 |
| | | | | | | | | | | | | | | | | | | 177 | A | New Mexico St. | | 7 | 4 |
| | | | | | | | | | | | | | | | | | | 177 | A | New Mexico St. | | 4 | 7 |
| | | | | | | | | | | | | | | | | | | 180 | H | Portland | | 9 | 8 |
| | | | | | | | | | | | | | | | | | | 180 | H | Portland | | 6 | 4 |
| | | | | | | | | | | | | | | | | | | 180 | H | Portland | | 6 | 8 |
| | | | | | | | | | | | | | | | | | | 180 | H | Portland | | 3 | 10 |
| | | | | | | | | | | | | | | | | | | 186 | A | Washington St. | | 8 | 0 |
| | | | | | | | | | | | | | | | | | | 186 | A | Washington St. | | 1 | 10 |
| | | | | | | | | | | | | | | | | | | 186 | A | Washington St. | | 10 | 9 |
| | | | | | | | | | | | | | | | | | | 186 | A | Washington St. | | 10 | 6 |
| | | | | | | | | | | | | | | | | | | 249 | H | North Dakota | | 10 | 9 |
| | | | | | | | | | | | | | | | | | | 249 | H | North Dakota | | 7 | 13 |
| | | | | | | | | | | | | | | | | | | 249 | H | North Dakota | | 3 | 4 |
| | | | | | | | | | | | | | | | | | | 262 | N | UC Davis | | 10 | 8 |
| | | | | | | | | | | | | | | | | | | 262 | N | UC Davis | | 0 | 2 |
| | | | | LAST 15 GAMES | | | | | | | | | | | | | | | | | | | |
| | | | | | | 95 | H | Seattle | | 0 | 1 | 282 | H | Northern Colo. | | 6 | 8 | 249 | H | North Dakota | | | |
| | | | | | | 95 | H | Seattle | | 3 | 5 | 282 | H | Northern Colo. | | 11 | 8 | 249 | H | North Dakota | | 7 | 13 |
| | | | | | | 95 | H | Seattle | | 9 | 8 | 282 | H | Northern Colo. | | 4 | 2 | 249 | H | North Dakota | | 3 | 4 |
| | | | | | | 133 | A | Utah | | 12 | 11 | | | | | | | 262 | N | UC Davis | | 10 | 8 |
| | | | | | | 177 | A | New Mexico St. | | 6 | 1 | | | | | | | 262 | N | UC Davis | | 0 | 2 |

Non-Div. I Games:

Utah Valley

| | | | | |
|-----|---|----------------|---|---|
| 177 | A | New Mexico St. | 7 | 4 |
| 177 | A | New Mexico St. | 4 | 7 |

| RPI | S | Opponent | Score | |
|-----|---|----------------|-------|---|
| 282 | H | Northern Colo. | 4 | 2 |
| 282 | H | Northern Colo. | 11 | 8 |
| 282 | H | Northern Colo. | 6 | 8 |

Utah Valley

U
t
a
h
V
a
l
l
e
y

U
t
a
h
V
a
l
l
e
y

| Average RPI Win: 182 | | WON-LOST | WINNING | LAST 15 | STRENGTH OF | | OPP. STRENGTH | TEAM | ADJ | CONF. | ADJ CONF. |
|-----------------------|----------|----------|-----------|---------------|----------------|-------|----------------|-------|-------------|-------------------|-----------|
| Average RPI Loss: 146 | | RECORD | PCT. RANK | GAMES | SCHEDULE | | OF SCHEDULE | RPI | RPI | RPI | RPI |
| DIV. I ONLY | | 20-20-0 | .5 | 142 | 7-8-0 | | 220 | 183 | 157 | .49561 | 157 |
| DIV. I NON-CONF. | | 10-15-0 | .4 | 206 | 1-3-0 | | 78 | 105 | 119 | .519 | 119 |
| TOTALS | | RPI 1-25 | RPI 26-50 | | W-L RECORDS | | RPI 51-100 | | RPI 101-150 | | RPI 150+ |
| 20-20-0 | | 0-0-0 | 2-6-0 | | OVERALL | | 4-2-0 | | 0-2-0 | | 14-10-0 |
| 6-3-0 | | 0-0-0 | 0-0-0 | | HOME | | 1-0-0 | | 0-1-0 | | 5-2-0 |
| 12-13-0 | | 0-0-0 | 2-4-0 | | AWAY | | 2-1-0 | | 0-1-0 | | 8-7-0 |
| 2-4-0 | | 0-0-0 | 0-2-0 | | NEUTRAL | | 1-1-0 | | 0-0-0 | | 1-1-0 |
| 10-15-0 | | 0-0-0 | 2-6-0 | | NON-CONFERENCE | | 4-2-0 | | 0-2-0 | | 4-5-0 |
| 1-1-0 | | 0-0-0 | 0-0-0 | | HOME | | 1-0-0 | | 0-1-0 | | 0-0-0 |
| 7-10-0 | | 0-0-0 | 2-0- | | AWAY | | 2-1-0 | | 0-1-0 | | 3-4-0 |
| 2-4-0 | | 0-0-0 | 0-2-0 | | NEUTRAL | | 1-1-0 | | 0-0-0 | | 1-1-0 |
| 10-5-0 | | 0-0-0 | 0-0-0 | | CONFERENCE | | 0-0-0 | | 0-0-0 | | 10-5-0 |
| 5-2-0 | | 0-0-0 | 0-0-0 | | HOME | | 0-0-0 | | 0-0-0 | | 5-2-0 |
| 5-3-0 | | 0-0-0 | 0-0-0 | | AWAY | | 0-0-0 | | 0-0-0 | | 5-3-0 |
| 0-0-0 | | 0-0-0 | 0-0-0 | | NEUTRAL | | 0-0-0 | | 0-0-0 | | 0-0-0 |
| RPI S | Opponent | Score | RPI S | Opponent | Score | RPI S | Opponent | Score | RPI S | Opponent | Score |
| | | | 29 A | Virginia | 10 11 | 68 A | Rutgers | 4 20 | 111 A | Seton Hall | 3 13 |
| | | | 29 A | Virginia | 6 4 | 68 H | Rutgers | 12 2 | 118 H | Saint Joseph's | 3 7 |
| | | | 29 A | Virginia | 2 4 | 87 N | Evansville | 3 15 | 193 A | James Madison | 11 10 |
| | | | 30 A | East Carolina | 4 0 | 88 A | VCU | 12 4 | 201 A | Marist | 11 9 |
| | | | 30 A | East Carolina | 2 5 | 93 N | Penn St. | 3 1 | 201 A | Marist | 5 3 |
| | | | 30 A | East Carolina | 3 4 | 96 A | Princeton | 7 3 | 201 A | Marist | 1 2 |
| | | | 35 N | Bryant | 5 8 | | | | 210 A | George Washington | 5 7 |
| | | | 35 N | Bryant | 4 8 | | | | 210 A | George Washington | 5 14 |
| | | | | | | | | | 210 A | George Washington | 4 1 |
| | | | | | | | | | 214 A | Manhattan | 5 6 |
| | | | | | | | | | 214 A | Manhattan | 5 4 |
| | | | | | | | | | 214 H | Manhattan | 7 3 |
| | | | | | | | | | 220 H | Rider | 5 3 |
| | | | | | | | | | 220 H | Rider | 8 4 |
| | | | | | | | | | 220 H | Rider | 6 0 |
| | | | | | | | | | 230 A | Hofstra | 5 4 |
| | | | | | | | | | 236 A | USC Upstate | 1 7 |
| | | | | | | | | | 240 N | Army West Point | 5 6 |
| | | | | | | | | | 243 H | Siena | 10 4 |
| | | | | | | | | | 243 H | Siena | 2 6 |
| | | | | | | | | | 243 H | Siena | 4 6 |
| | | | | | | | | | 261 A | Lafayette | 12 13 |
| | | | | | | | | | 285 N | UNC Asheville | 8 7 |
| | | | | | | | | | 295 A | Saint Peter's | 7 8 |
| | | | | | | | | | 295 A | Saint Peter's | 11 7 |
| | | | | | | | | | 295 A | Saint Peter's | 4 1 |
| LAST 15 GAMES | | | 201 A | Marist | 5 3 | 243 H | Siena | 2 6 | | | |
| | | | 201 A | Marist | 11 9 | 118 H | Saint Joseph's | 3 7 | | | |
| | | | 201 A | Marist | 1 2 | 295 A | Saint Peter's | 11 7 | | | |
| | | | 261 A | Lafayette | 12 13 | | | | | | |
| | | | 111 A | Seton Hall | 3 13 | | | | | | |

Non-Div. I Games:

Monmouth

| | | |
|-------------|----|---|
| 243 H Siena | 4 | 6 |
| 243 H Siena | 10 | 4 |

M
o
n
m
o
u
t
h

M
o
n
m
o
u
t
h

| Average RPI Win: | | 211 | WON-LOST RECORD | | WINNING PCT. RANK | | LAST 15 GAMES | | STRENGTH OF SCHEDULE | | OPP. STRENGTH OF SCHEDULE | | TEAM RPI | | ADJ RPI | | CONF. RPI | | ADJ CONF. RPI | | |
|---------------------|---|-------------|-----------------|-----------|-------------------|----------------|---------------|-------------------|----------------------|-------------|---------------------------|----------|----------|---------------------|------------|-------|-----------|--|---------------|--|--|
| DIV. I ONLY | | | 20-16-1 | | .55405 112 | | 8-7-0 | | 258 | | 154 | | 158 | | .49556 158 | | 19 | | 19 | | |
| DIV. I NON-CONF. | | | 15-12-1 | | .55357 120 | | 3-3-0 | | 247 | | 158 | | 153 | | .50126 152 | | 18 | | 18 | | |
| TOTALS | | RPI 1-25 | | RPI 26-50 | | W-L RECORDS | | RPI 51-100 | | RPI 101-150 | | RPI 150+ | | | | | | | | | |
| 20-16-1 | | 1-2-0 | | 0-1-0 | | OVERALL | | 0-1-0 | | 3-3-1 | | 16-9-0 | | | | | | | | | |
| 8-3-0 | | 0-0-0 | | 0-0-0 | | HOME | | 0-1-0 | | 0-0-0 | | 8-2-0 | | | | | | | | | |
| 11-12-1 | | 1-2-0 | | 0-1-0 | | AWAY | | 0-0-0 | | 2-3-1 | | 8-6-0 | | | | | | | | | |
| 1-1-0 | | 0-0-0 | | 0-0-0 | | NEUTRAL | | 0-0-0 | | 1-0-0 | | 0-1-0 | | | | | | | | | |
| 15-12-1 | | 1-2-0 | | 0-1-0 | | NON-CONFERENCE | | 0-1-0 | | 3-3-1 | | 11-5-0 | | | | | | | | | |
| 6-2-0 | | 0-0-0 | | 0-0-0 | | HOME | | 0-1-0 | | 0-0-0 | | 6-1-0 | | | | | | | | | |
| 8-9-1 | | 1-2-0 | | 0-0- | | AWAY | | 0-0-0 | | 2-3-1 | | 5-3-0 | | | | | | | | | |
| 1-1-0 | | 0-0-0 | | 0-0-0 | | NEUTRAL | | 0-0-0 | | 1-0-0 | | 0-1-0 | | | | | | | | | |
| 5-4-0 | | 0-0-0 | | 0-0-0 | | CONFERENCE | | 0-0-0 | | 0-0-0 | | 5-4-0 | | | | | | | | | |
| 2-1-0 | | 0-0-0 | | 0-0-0 | | HOME | | 0-0-0 | | 0-0-0 | | 2-1-0 | | | | | | | | | |
| 3-3-0 | | 0-0-0 | | 0-0-0 | | AWAY | | 0-0-0 | | 0-0-0 | | 3-3-0 | | | | | | | | | |
| 0-0-0 | | 0-0-0 | | 0-0-0 | | NEUTRAL | | 0-0-0 | | 0-0-0 | | 0-0-0 | | | | | | | | | |
| RPI | S | Opponent | | Score | | RPI | S | Opponent | | Score | | RPI | S | Opponent | | Score | | | | | |
| 6 | A | Florida St. | | 4 | 16 | 26 | A | UNCW | | 1 | 16 | 96 | H | Princeton | | 4 | 9 | | | | |
| 6 | A | Florida St. | | 5 | 1 | | | | | | | 110 | N | Western Caro. | | 14 | 3 | | | | |
| 6 | A | Florida St. | | 2 | 9 | | | | | | | 128 | A | Southern Ill. | | 2 | 2 | | | | |
| | | | | | | | | | | | | 128 | A | Southern Ill. | | 4 | 1 | | | | |
| | | | | | | | | | | | | 128 | A | Southern Ill. | | 3 | 6 | | | | |
| | | | | | | | | | | | | 140 | A | Nevada | | 10 | 3 | | | | |
| | | | | | | | | | | | | 140 | A | Nevada | | 1 | 5 | | | | |
| | | | | | | | | | | | | 140 | A | Nevada | | 1 | 12 | | | | |
| | | | | | | | | | | | | 159 | N | Richmond | | 10 | 14 | | | | |
| | | | | | | | | | | | | 171 | A | Xavier | | 8 | 11 | | | | |
| | | | | | | | | | | | | 171 | A | Xavier | | 0 | 1 | | | | |
| | | | | | | | | | | | | 171 | A | Xavier | | 4 | 2 | | | | |
| | | | | | | | | | | | | 174 | H | Georgetown | | 3 | 10 | | | | |
| | | | | | | | | | | | | 174 | H | Georgetown | | 5 | 4 | | | | |
| | | | | | | | | | | | | 174 | H | Georgetown | | 13 | 10 | | | | |
| | | | | | | | | | | | | 183 | A | Albany (NY) | | 20 | 3 | | | | |
| | | | | | | | | | | | | 202 | H | Fairfield | | 11 | 7 | | | | |
| | | | | | | | | | | | | 208 | A | Columbia | | 1 | 4 | | | | |
| | | | | | | | | | | | | 246 | A | Villanova | | 2 | 7 | | | | |
| | | | | | | | | | | | | 246 | A | Villanova | | 6 | 1 | | | | |
| | | | | | | | | | | | | 246 | A | Villanova | | 5 | 2 | | | | |
| | | | | | | | | | | | | 252 | A | Fairleigh Dickinson | | 16 | 1 | | | | |
| | | | | | | | | | | | | 253 | A | CSU Bakersfield | | 5 | 4 | | | | |
| | | | | | | | | | | | | 253 | A | CSU Bakersfield | | 3 | 4 | | | | |
| | | | | | | | | | | | | 253 | A | CSU Bakersfield | | 4 | 10 | | | | |
| | | | | | | | | | | | | 266 | A | NYIT | | 8 | 1 | | | | |
| | | | | | | | | | | | | 266 | H | NYIT | | 15 | 6 | | | | |
| | | | | | | | | | | | | 275 | A | Iona | | 5 | 2 | | | | |
| LAST 15 GAMES | | | | | | | | | | | | | | | | | | | | | |
| 171 A Xavier | | | | | | 0 | 1 | 96 H Princeton | | | | | | 4 | 9 | | | | | | |
| 171 A Xavier | | | | | | 8 | 11 | 183 A Albany (NY) | | | | | | 20 | 3 | | | | | | |
| 171 A Xavier | | | | | | 4 | 2 | 174 H Georgetown | | | | | | 5 | 4 | | | | | | |
| 295 H Saint Peter's | | | | | | 8 | 9 | | | | | | | | | | | | | | |
| 246 A Villanova | | | | | | 5 | 2 | | | | | | | | | | | | | | |

Non-Div. I Games:

St. John's (NY)

| | | |
|-----------------|---|---|
| 246 A Villanova | 6 | 1 |
| 246 A Villanova | 2 | 7 |

| RPI | S | Opponent | Score | |
|-----|---|---------------|-------|---|
| 278 | H | Wagner | 9 | 5 |
| 281 | H | La Salle | 15 | 0 |
| 281 | H | La Salle | 9 | 2 |
| 281 | H | La Salle | 16 | 7 |
| 295 | H | Saint Peter's | 8 | 9 |

St. John's (NY)

S
t
.
J
o
h
n
.
s
(
N
Y
)

S
t
.
J
o
h
n
.
s
(
N
Y
)

[illegible]

Non-Div. I Games:

Richmond

| | | | | |
|-----|---|----------|---|----|
| 188 | H | Davidson | 2 | 14 |
| 188 | H | Davidson | 4 | 3 |

| RPI | S | Opponent | Score | |
|-----|---|---------------|-------|---|
| 295 | H | Saint Peter's | 10 | 0 |
| 295 | H | Saint Peter's | 12 | 2 |
| 295 | N | Saint Peter's | 12 | 6 |

Richmond

R
i
c
h
m
o
n
d

R
i
c
h
m
o
n
d

| Average RPI Win: 189 | | WON-LOST | WINNING | LAST 15 | STRENGTH OF | | OPP. STRENGTH | TEAM | ADJ | CONF. | ADJ CONF. |
|-----------------------|---------------|----------|-----------|---------------|----------------|-------|---------------|---------------|-----------------|--------|-----------|
| Average RPI Loss: 110 | | RECORD | PCT. RANK | GAMES | SCHEDULE | | OF SCHEDULE | RPI | RPI | RPI | RPI |
| DIV. I ONLY | | 16-19-0 | .45714 | 188 | 6-8-0 | | 221 | 118 | 160 | .49371 | 160 |
| DIV. I NON-CONF. | | 9-12-0 | .42857 | 187 | 2-1-0 | | 192 | 79 | 131 | .5095 | 131 |
| TOTALS | | RPI 1-25 | RPI 26-50 | | W-L RECORDS | | RPI 51-100 | | RPI 101-150 | | RPI 150+ |
| 16-19-0 | | 1-3-0 | 0-0-0 | | OVERALL | | 2-6-0 | | 1-3-0 | | 12-7-0 |
| 3-3-0 | | 0-0-0 | 0-0-0 | | HOME | | 2-2-0 | | 0-0-0 | | 1-1-0 |
| 12-13-0 | | 1-3-0 | 0-0-0 | | AWAY | | 0-3-0 | | 1-3-0 | | 10-4-0 |
| 1-3-0 | | 0-0-0 | 0-0-0 | | NEUTRAL | | 0-1-0 | | 0-0-0 | | 1-2-0 |
| 9-12-0 | | 1-3-0 | 0-0-0 | | NON-CONFERENCE | | 0-2-0 | | 1-3-0 | | 7-4-0 |
| 0-0-0 | | 0-0-0 | 0-0-0 | | HOME | | 0-0-0 | | 0-0-0 | | 0-0-0 |
| 8-9-0 | | 1-3-0 | 0-0- | | AWAY | | 0-1-0 | | 1-3-0 | | 6-2-0 |
| 1-3-0 | | 0-0-0 | 0-0-0 | | NEUTRAL | | 0-1-0 | | 0-0-0 | | 1-2-0 |
| 7-7-0 | | 0-0-0 | 0-0-0 | | CONFERENCE | | 2-4-0 | | 0-0-0 | | 5-3-0 |
| 3-3-0 | | 0-0-0 | 0-0-0 | | HOME | | 2-2-0 | | 0-0-0 | | 1-1-0 |
| 4-4-0 | | 0-0-0 | 0-0-0 | | AWAY | | 0-2-0 | | 0-0-0 | | 4-2-0 |
| 0-0-0 | | 0-0-0 | 0-0-0 | | NEUTRAL | | 0-0-0 | | 0-0-0 | | 0-0-0 |
| RPI S | Opponent | Score | | RPI S | Opponent | Score | | RPI S | Opponent | Score | |
| 15 A | Texas Tech | 3 | 12 | | | | | 73 H | Wright St. | 2 | 0 |
| 15 A | Texas Tech | 0 | 12 | | | | | 73 H | Wright St. | 2 | 9 |
| 15 A | Texas Tech | 10 | 3 | | | | | 77 A | Valparaiso | 3 | 5 |
| 15 A | Texas Tech | 1 | 9 | | | | | 77 A | Valparaiso | 6 | 7 |
| | | | | | | | | 77 H | Valparaiso | 3 | 7 |
| | | | | | | | | 77 H | Valparaiso | 6 | 5 |
| | | | | | | | | 84 N | Kent St. | 6 | 7 |
| | | | | | | | | 91 A | Iowa | 1 | 9 |
| | | | | | | | | 122 A | Arkansas St. | 4 | 7 |
| | | | | | | | | 122 A | Arkansas St. | 9 | 2 |
| | | | | | | | | 122 A | Arkansas St. | 1 | 8 |
| | | | | | | | | 122 A | Arkansas St. | 3 | 13 |
| | | | | | | | | 151 A | Kansas St. | 0 | 7 |
| | | | | | | | | 151 A | Kansas St. | 14 | 1 |
| | | | | | | | | 151 A | Kansas St. | 1 | 3 |
| | | | | | | | | 161 N | Ball St. | 3 | 9 |
| | | | | | | | | 161 N | Ball St. | 5 | 11 |
| | | | | | | | | 195 A | Ill.-Chicago | 7 | 2 |
| | | | | | | | | 195 A | Ill.-Chicago | 3 | 10 |
| | | | | | | | | 195 A | Ill.-Chicago | 5 | 6 |
| | | | | | | | | 195 H | Ill.-Chicago | 5 | 1 |
| | | | | | | | | 195 H | Ill.-Chicago | 2 | 3 |
| | | | | | | | | 206 N | Bethune-Cookman | 11 | 0 |
| | | | | | | | | 225 A | Northern Ill. | 7 | 6 |
| | | | | | | | | 245 A | Youngstown St. | 10 | 3 |
| | | | | | | | | 245 A | Youngstown St. | 22 | 3 |
| | | | | | | | | 245 A | Youngstown St. | 1 | 0 |
| | | | | | | | | 247 A | Illinois St. | 4 | 1 |
| | | | | | | | | 247 A | Illinois St. | 4 | 3 |
| | | | | | | | | 247 A | Illinois St. | 8 | 5 |
| | | | | | | | | 290 A | Chicago St. | 12 | 9 |
| LAST 15 GAMES | | | | LAST 15 GAMES | | | | LAST 15 GAMES | | | |
| 195 H | Ill.-Chicago | 5 | 1 | 195 A | Ill.-Chicago | 7 | 2 | 195 A | Ill.-Chicago | 7 | 2 |
| 195 H | Ill.-Chicago | 2 | 3 | 290 A | Chicago St. | 12 | 9 | 290 A | Chicago St. | 12 | 9 |
| 77 A | Valparaiso | 6 | 7 | 73 H | Wright St. | 2 | 9 | 73 H | Wright St. | 2 | 9 |
| 77 A | Valparaiso | 3 | 5 | | | | | | | | |
| 225 A | Northern Ill. | 7 | 6 | | | | | | | | |

Non-Div. I Games: Edgewood 7 5

Milwaukee

| | | |
|--------------------|---|----|
| 195 A Ill.-Chicago | 5 | 6 |
| 195 A Ill.-Chicago | 3 | 10 |

M
i
l
w
a
u
k
e
e

M
i
l
w
a
u
k
e
e

Non-Div. I Games:

Tie, Loss, Non-Conf,S Site, H Home, A Away, N Neutral Page 321

Ball St.

| | | | | |
|-----|---|---------------|----|---|
| 263 | A | Central Mich. | 10 | 7 |
| 263 | A | Central Mich. | 3 | 7 |

Through Games Of April 24, 2016

| RPI | S | Opponent | Score | |
|-----|---|---------------|-------|---|
| 257 | H | Dayton | 10 | 0 |
| 263 | A | Central Mich. | 4 | 2 |
| 263 | A | Central Mich. | 3 | 7 |
| 263 | A | Central Mich. | 10 | 7 |
| 288 | A | Savannah St. | 7 | 3 |
| 288 | A | Savannah St. | 10 | 1 |

Ball St.

B
a
l
l
S
t
.

B
a
l
l
S
t
.

| | | |
|---------------|---|---|
| 129 H Liberty | 2 | 1 |
| 129 H Liberty | 2 | 1 |

| RPI | S | Opponent | Score | |
|-----|---|-----------------|-------|----|
| 250 | N | Appalachian St. | 9 | 4 |
| 270 | A | N.C. Central | 15 | 11 |
| 287 | H | N.C. A&T | 15 | 3 |
| 287 | H | N.C. A&T | 10 | 8 |
| 287 | H | N.C. A&T | 14 | 1 |

Campbell

C
a
m
p
b
e
l
l

C
a
m
p
b
e
l
l

| Average RPI Win: 217 | | WON-LOST | WINNING | LAST 15 | STRENGTH OF | | OPP. STRENGTH | TEAM | ADJ | CONF. | ADJ CONF. |
|-----------------------|---------------|----------|-----------|---------------|----------------|-------|---------------|-------|---------------|--------|-----------|
| Average RPI Loss: 145 | | RECORD | PCT. RANK | GAMES | SCHEDULE | | OF SCHEDULE | RPI | RPI | RPI | RPI |
| DIV. I ONLY | | 21-18-0 | .53846 | 118 | 8-7-0 | | 214 | 204 | 163 | .49296 | 163 |
| DIV. I NON-CONF. | | 14-10-0 | .58333 | 98 | 2-1-0 | | 283 | 229 | 200 | .47233 | 200 |
| TOTALS | | RPI 1-25 | RPI 26-50 | | W-L RECORDS | | RPI 51-100 | | RPI 101-150 | | RPI 150+ |
| 21-18-0 | | 0-4-0 | 0-0-0 | | OVERALL | | 0-1-0 | | 4-5-0 | | 17-8-0 |
| 12-4-0 | | 0-0-0 | 0-0-0 | | HOME | | 0-0-0 | | 2-2-0 | | 10-2-0 |
| 6-12-0 | | 0-4-0 | 0-0-0 | | AWAY | | 0-0-0 | | 2-3-0 | | 4-5-0 |
| 3-2-0 | | 0-0-0 | 0-0-0 | | NEUTRAL | | 0-1-0 | | 0-0-0 | | 3-1-0 |
| 14-10-0 | | 0-1-0 | 0-0-0 | | NON-CONFERENCE | | 0-1-0 | | 1-2-0 | | 13-6-0 |
| 7-3-0 | | 0-0-0 | 0-0-0 | | HOME | | 0-0-0 | | 0-1-0 | | 7-2-0 |
| 4-5-0 | | 0-1-0 | 0-0- | | AWAY | | 0-0-0 | | 1-1-0 | | 3-3-0 |
| 3-2-0 | | 0-0-0 | 0-0-0 | | NEUTRAL | | 0-1-0 | | 0-0-0 | | 3-1-0 |
| 7-8-0 | | 0-3-0 | 0-0-0 | | CONFERENCE | | 0-0-0 | | 3-3-0 | | 4-2-0 |
| 5-1-0 | | 0-0-0 | 0-0-0 | | HOME | | 0-0-0 | | 2-1-0 | | 3-0-0 |
| 2-7-0 | | 0-3-0 | 0-0-0 | | AWAY | | 0-0-0 | | 1-2-0 | | 1-2-0 |
| 0-0-0 | | 0-0-0 | 0-0-0 | | NEUTRAL | | 0-0-0 | | 0-0-0 | | 0-0-0 |
| RPI S | Opponent | Score | | RPI S | Opponent | Score | | RPI S | Opponent | Score | |
| 10 A | Clemson | 4 | 8 | | | | | 72 N | Michigan St. | 5 | 11 |
| 11 A | Coastal Caro. | 2 | 4 | | | | | 110 A | Western Caro. | 9 | 10 |
| 11 A | Coastal Caro. | 3 | 12 | | | | | 129 H | Liberty | 9 | 8 |
| 11 A | Coastal Caro. | 2 | 5 | | | | | 129 H | Liberty | 2 | 4 |
| | | | | | | | | 129 H | Liberty | 9 | 7 |
| | | | | | | | | 131 A | Wofford | 6 | 5 |
| | | | | | | | | 131 H | Wofford | 4 | 8 |
| | | | | | | | | 133 A | Gardner-Webb | 0 | 14 |
| | | | | | | | | 133 A | Gardner-Webb | 3 | 0 |
| | | | | | | | | 133 A | Gardner-Webb | 1 | 3 |
| | | | | | | | | 155 A | Furman | 8 | 9 |
| | | | | | | | | 155 H | Furman | 8 | 10 |
| | | | | | | | | 173 H | Winthrop | 9 | 3 |
| | | | | | | | | 173 H | Winthrop | 2 | 1 |
| | | | | | | | | 173 H | Winthrop | 4 | 3 |
| | | | | | | | | 192 N | Fordham | 7 | 1 |
| | | | | | | | | 207 N | Omaha | 11 | 1 |
| | | | | | | | | 218 A | The Citadel | 7 | 6 |
| | | | | | | | | 218 A | The Citadel | 2 | 7 |
| | | | | | | | | 218 A | The Citadel | 1 | 2 |
| | | | | | | | | 236 A | USC Upstate | 6 | 5 |
| | | | | | | | | 237 H | Towson | 7 | 5 |
| | | | | | | | | 237 H | Towson | 11 | 5 |
| | | | | | | | | 237 H | Towson | 6 | 2 |
| | | | | | | | | 254 N | Bowling Green | 1 | 6 |
| | | | | | | | | 254 N | Bowling Green | 6 | 5 |
| | | | | | | | | 270 H | N.C. Central | 15 | 6 |
| | | | | | | | | 281 H | La Salle | 6 | 0 |
| | | | | LAST 15 GAMES | | | | | | | |
| | | | | 129 H | Liberty | 9 | 8 | 155 H | Furman | 8 | 10 |
| | | | | 129 H | Liberty | 9 | 7 | 173 H | Winthrop | 9 | 3 |
| | | | | 129 H | Liberty | 2 | 4 | 173 H | Winthrop | 2 | 1 |
| | | | | 287 A | N.C. A&T | 10 | 6 | | | | |
| | | | | 11 A | Coastal Caro. | 3 | 12 | | | | |

Non-Div. I Games:

Presbyterian

| | | | | |
|----|---|---------------|---|---|
| 11 | A | Coastal Caro. | 2 | 4 |
| 11 | A | Coastal Caro. | 2 | 5 |

| RPI | S | Opponent | Score | |
|-----|---|---------------|-------|----|
| 281 | H | La Salle | 10 | 3 |
| 281 | H | La Salle | 3 | 6 |
| 285 | A | UNC Asheville | 13 | 8 |
| 285 | A | UNC Asheville | 9 | 22 |
| 285 | A | UNC Asheville | 4 | 7 |
| 287 | A | N.C. A&T | 10 | 6 |
| 288 | H | Savannah St. | 16 | 1 |

| Average RPI Win: 144 | | WON-LOST | WINNING | LAST 15 | STRENGTH OF | | OPP. STRENGTH | TEAM | ADJ | CONF. | ADJ CONF. |
|----------------------|--------------|----------|-----------|-------------------|-------------|--------|---------------|-------|-------------------|--------|-----------|
| Average RPI Loss: 83 | | RECORD | PCT. RANK | GAMES | SCHEDULE | | OF SCHEDULE | RPI | RPI | RPI | RPI |
| DIV. I ONLY | | 15-25-0 | .375 | 234 | 6-9-0 | | 25 | 157 | 164 | .49199 | 164 |
| DIV. I NON-CONF. | | 10-21-0 | .32258 | 243 | 1-5-0 | | 40 | 124 | 198 | .47298 | 198 |
| TOTALS | | RPI 1-25 | RPI 26-50 | | W-L RECORDS | | RPI 51-100 | | RPI 101-150 | | RPI 150+ |
| 15-25-0 | 0-4-0 | 0-0-0 | | OVERALL | | 7-16-0 | | 4-3-0 | | 4-2-0 | |
| 13-12-0 | 0-4-0 | 0-0-0 | | HOME | | 5-5-0 | | 4-2-0 | | 4-1-0 | |
| 2-13-0 | 0-0-0 | 0-0-0 | | AWAY | | 2-11-0 | | 0-1-0 | | 0-1-0 | |
| 0-0-0 | 0-0-0 | 0-0-0 | | NEUTRAL | | 0-0-0 | | 0-0-0 | | 0-0-0 | |
| 10-21-0 | 0-4-0 | 0-0-0 | | NON-CONFERENCE | | 4-13-0 | | 2-2-0 | | 4-2-0 | |
| 9-10-0 | 0-4-0 | 0-0-0 | | HOME | | 3-4-0 | | 2-1-0 | | 4-1-0 | |
| 1-11-0 | 0-0-0 | 0-0-0 | | AWAY | | 1-9-0 | | 0-1-0 | | 0-1-0 | |
| 0-0-0 | 0-0-0 | 0-0-0 | | NEUTRAL | | 0-0-0 | | 0-0-0 | | 0-0-0 | |
| 5-4-0 | 0-0-0 | 0-0-0 | | CONFERENCE | | 3-3-0 | | 2-1-0 | | 0-0-0 | |
| 4-2-0 | 0-0-0 | 0-0-0 | | HOME | | 2-1-0 | | 2-1-0 | | 0-0-0 | |
| 1-2-0 | 0-0-0 | 0-0-0 | | AWAY | | 1-2-0 | | 0-0-0 | | 0-0-0 | |
| 0-0-0 | 0-0-0 | 0-0-0 | | NEUTRAL | | 0-0-0 | | 0-0-0 | | 0-0-0 | |
| RPI S | Opponent | Score | | RPI S | Opponent | Score | | RPI S | Opponent | Score | |
| 21 H | TCU | 0 | 3 | | | | | 59 A | Cal St. Fullerton | 1 | 9 |
| 21 H | TCU | 5 | 12 | | | | | 59 A | Cal St. Fullerton | 1 | 7 |
| 21 H | TCU | 6 | 17 | | | | | 59 A | Cal St. Fullerton | 0 | 5 |
| 25 H | Oklahoma St. | 0 | 17 | | | | | 60 A | New Mexico | 4 | 8 |
| | | | | | | | | 60 A | New Mexico | 6 | 8 |
| | | | | | | | | 60 A | New Mexico | 7 | 17 |
| | | | | | | | | 62 H | Cal Poly | 6 | 0 |
| | | | | | | | | 62 H | Cal Poly | 6 | 7 |
| | | | | | | | | 62 H | Cal Poly | 2 | 7 |
| | | | | | | | | 70 A | Oral Roberts | 4 | 6 |
| | | | | | | | | 70 H | Oral Roberts | 15 | 8 |
| | | | | | | | | 81 H | Sam Houston St. | 2 | 0 |
| | | | | | | | | 81 H | Sam Houston St. | 11 | 15 |
| | | | | | | | | 81 H | Sam Houston St. | 8 | 13 |
| | | | | | | | | 85 A | Nebraska | 3 | 7 |
| | | | | | | | | 85 A | Nebraska | 17 | 5 |
| | | | | | | | | 85 A | Nebraska | 0 | 4 |
| | | | | | | | | 87 A | Evansville | 6 | 5 |
| | | | | | | | | 87 A | Evansville | 2 | 7 |
| | | | | | | | | 87 A | Evansville | 1 | 11 |
| | | | | LAST 15 GAMES | | | | | | | |
| | | | | 146 H Bradley | | | | 10 | | | |
| | | | | 146 H Bradley | | | | 4 | | | |
| | | | | 146 H Bradley | | | | 7 | | | |
| | | | | 194 A Kansas | | | | 3 | | | |
| | | | | 89 H Missouri St. | | | | 1 | | | |

Non-Div. I Games:

Wichita St.

| | | | RPI | S | Opponent | Score | |
|-----|---|--------------|-----|---|-------------------|-------|---|
| 89 | H | Missouri St. | 11 | 1 | 89 H Missouri St. | 9 | 2 |
| 89 | H | Missouri St. | 9 | 2 | 89 H Missouri St. | 11 | 1 |
| | | | | | 89 H Missouri St. | 1 | 6 |
| | | | | | | | |
| 108 | H | Oklahoma | 7 | | 108 H Oklahoma | 15 | |
| 87 | A | Evansville | 1 | | 87 A Evansville | 11 | |
| 87 | A | Evansville | 2 | | 87 A Evansville | 7 | |

W
i
c
h
i
t
a
s
t
.

W
i
c
h
i
t
a
s
t
.

| Average RPI Win: | | 151 | WON-LOST RECORD | | WINNING PCT. RANK | | LAST 15 GAMES | | STRENGTH OF SCHEDULE | | OPP. STRENGTH OF SCHEDULE | | TEAM RPI | | ADJ RPI | | CONF. RPI | | ADJ CONF. RPI | | | | |
|------------------|---|-------------|-----------------|-----------|-------------------|----------------|---------------|------------|----------------------|-------------|---------------------------|----------|----------|---------------|------------|-------|-----------|-----|---------------|-----------------|--|----|----|
| DIV. I ONLY | | | 19-21-0 | | .475 166 | | 0-1-0 | | 124 | | 101 | | 165 | | .49193 165 | | 7 7 | | | | | | |
| DIV. I NON-CONF. | | | 15-13-0 | | .53571 129 | | 0-1-0 | | 83 | | 122 | | 143 | | .5047 143 | | 7 7 | | | | | | |
| TOTALS | | RPI 1-25 | | RPI 26-50 | | W-L RECORDS | | RPI 51-100 | | RPI 101-150 | | RPI 150+ | | | | | | | | | | | |
| 19-21-0 | | 0-1-0 | | 0-0-0 | | OVERALL | | 3-8-0 | | 7-7-0 | | 9-5-0 | | | | | | | | | | | |
| 15-10-0 | | 0-1-0 | | 0-0-0 | | HOME | | 2-3-0 | | 4-2-0 | | 9-4-0 | | | | | | | | | | | |
| 4-11-0 | | 0-0-0 | | 0-0-0 | | AWAY | | 1-5-0 | | 3-5-0 | | 0-1-0 | | | | | | | | | | | |
| 0-0-0 | | 0-0-0 | | 0-0-0 | | NEUTRAL | | 0-0-0 | | 0-0-0 | | 0-0-0 | | | | | | | | | | | |
| 15-13-0 | | 0-1-0 | | 0-0-0 | | NON-CONFERENCE | | 2-6-0 | | 5-3-0 | | 8-3-0 | | | | | | | | | | | |
| 14-8-0 | | 0-1-0 | | 0-0-0 | | HOME | | 2-3-0 | | 4-2-0 | | 8-2-0 | | | | | | | | | | | |
| 1-5-0 | | 0-0-0 | | 0-0-0 | | AWAY | | 0-3-0 | | 1-1-0 | | 0-1-0 | | | | | | | | | | | |
| 0-0-0 | | 0-0-0 | | 0-0-0 | | NEUTRAL | | 0-0-0 | | 0-0-0 | | 0-0-0 | | | | | | | | | | | |
| 4-8-0 | | 0-0-0 | | 0-0-0 | | CONFERENCE | | 1-2-0 | | 2-4-0 | | 1-2-0 | | | | | | | | | | | |
| 1-2-0 | | 0-0-0 | | 0-0-0 | | HOME | | 0-0-0 | | 0-0-0 | | 1-2-0 | | | | | | | | | | | |
| 3-6-0 | | 0-0-0 | | 0-0-0 | | AWAY | | 1-2-0 | | 2-4-0 | | 0-0-0 | | | | | | | | | | | |
| 0-0-0 | | 0-0-0 | | 0-0-0 | | NEUTRAL | | 0-0-0 | | 0-0-0 | | 0-0-0 | | | | | | | | | | | |
| RPI | S | Opponent | | Score | | RPI | S | Opponent | | Score | | RPI | S | Opponent | | Score | | | | | | | |
| 6 | H | Florida St. | | 4 | 12 | | | | | | | 61 | A | Jacksonville | | 5 | 7 | 118 | H | Saint Joseph's | | 13 | 3 |
| | | | | | | | | | | | | 63 | A | North Florida | | 6 | 7 | 118 | H | Saint Joseph's | | 7 | 8 |
| | | | | | | | | | | | | 63 | H | North Florida | | 5 | 7 | 118 | H | Saint Joseph's | | 7 | 3 |
| | | | | | | | | | | | | 72 | H | Michigan St. | | 2 | 0 | 123 | A | Cincinnati | | 3 | 4 |
| | | | | | | | | | | | | 72 | H | Michigan St. | | 1 | 11 | 123 | A | Cincinnati | | 2 | 3 |
| | | | | | | | | | | | | 72 | H | Michigan St. | | 7 | 5 | 123 | A | Cincinnati | | 5 | 3 |
| | | | | | | | | | | | | 78 | A | Houston | | 1 | 5 | 129 | H | Liberty | | 0 | 4 |
| | | | | | | | | | | | | 78 | A | Houston | | 4 | 1 | 129 | H | Liberty | | 11 | 10 |
| | | | | | | | | | | | | 78 | A | Houston | | 5 | 7 | 129 | H | Liberty | | 6 | 5 |
| | | | | | | | | | | | | 94 | A | FGCU | | 3 | 4 | 132 | A | UCF | | 5 | 6 |
| | | | | | | | | | | | | 94 | H | FGCU | | 6 | 13 | 132 | A | UCF | | 0 | 4 |
| | | | | | | | | | | | | | | | | | | 132 | A | UCF | | 6 | 4 |
| | | | | | | | | | | | | | | | | | | 149 | A | Stetson | | 1 | 5 |
| | | | | | | | | | | | | | | | | | | 149 | A | Stetson | | 3 | 2 |
| | | | | | | | | | | | | | | | | | | 175 | H | Holy Cross | | 3 | 2 |
| | | | | | | | | | | | | | | | | | | 175 | H | Holy Cross | | 3 | 2 |
| | | | | | | | | | | | | | | | | | | 175 | H | Holy Cross | | 4 | 3 |
| | | | | | | | | | | | | | | | | | | 176 | H | Eastern Mich. | | 8 | 4 |
| | | | | | | | | | | | | | | | | | | 176 | H | Eastern Mich. | | 8 | 4 |
| | | | | | | | | | | | | | | | | | | 176 | H | Eastern Mich. | | 2 | 3 |
| | | | | | | | | | | | | | | | | | | 206 | A | Bethune-Cookman | | 3 | 10 |
| | | | | | | | | | | | | | | | | | | 206 | H | Bethune-Cookman | | 6 | 2 |
| | | | | | | | | | | | | | | | | | | 213 | H | Memphis | | 7 | 5 |
| | | | | | | | | | | | | | | | | | | 213 | H | Memphis | | 3 | 8 |
| | | | | | | | | | | | | | | | | | | 213 | H | Memphis | | 3 | 4 |
| | | | | | | | | | | | | | | | | | | 229 | H | Dartmouth | | 4 | 0 |
| | | | | | | | | | | | | | | | | | | 229 | H | Dartmouth | | 4 | 0 |
| | | | | | | | | | | | | | | | | | | | | | | | |
| | | | | | | | | | | | | | | | | | | | | | | | |
| | | | | | | | | | | | | | | | | | | | | | | | |
| | | | | | | | | | | | | | | | | | | | | | | | |
| | | | | | | | | | | | | | | | | | | | | | | | |
| | | | | | | | | | | | | | | | | | | | | | | | |
| | | | | | | | | | | | | | | | | | | | | | | | |
| | | | | | | | | | | | | | | | | | | | | | | | |
| | | | | | | | | | | | | | | | | | | | | | | | |
| | | | | | | | | | | | | | | | | | | | | | | | |
| | | | | | | | | | | | | | | | | | | | | | | | |
| | | | | | | | | | | | | | | | | | | | | | | | |
| | | | | | | | | | | | | | | | | | | | | | | | |
| | | | | | | | | | | | | | | | | | | | | | | | |
| | | | | | | | | | | | | | | | | | | | | | | | |
| | | | | | | | | | | | | | | | | | | | | | | | |
| | | | | | | | | | | | | | | | | | | | | | | | |
| | | | | | | | | | | | | | | | | | | | | | | | |
| | | | | | | | | | | | | | | | | | | | | | | | |
| | | | | | | | | | | | | | | | | | | | | | | | |
| | | | | | | | | | | | | | | | | | | | | | | | |
| | | | | | | | | | | | | | | | | | | | | | | | |
| | | | | | | | | | | | | | | | | | | | | | | | |
| | | | | | | | | | | | | | | | | | | | | | | | |
| | | | | | | | | | | | | | | | | | | | | | | | |
| | | | | | | | | | | | | | | | | | | | | | | | |
| | | | | | | | | | | | | | | | | | | | | | | | |
| | | | | | | | | | | | | | | | | | | | | | | | |
| | | | | | | | | | | | | | | | | | | | | | | | |
| | | | | | | | | | | | | | | | | | | | | | | | |
| | | | | | | | | | | | | | | | | | | | | | | | |
| | | | | | | | | | | | | | | | | | | | | | | | |
| | | | | | | | | | | | | | | | | | | | | | | | |
| | | | | | | | | | | | | | | | | | | | | | | | |
| | | | | | | | | | | | | | | | | | | | | | | | |

Non-Div. I Games:

South Fla.

South Fla.

| | | | | |
|-----|---|-----|---|---|
| 132 | A | UCF | 5 | 6 |
| 132 | A | UCF | 0 | 4 |

Through Games Of April 24, 2016

| RPI | S | Opponent | Score |
|-----|---|-----------|-------|
| 229 | H | Dartmouth | 0 1 |

South Fla.

S
o
u
t
h
F
l
a
.

S
o
u
t
h
F
l
a
.

[illegible]

Non-Div. I Games:

Charlotte

| | | |
|--------------------|----|----|
| 145 A Middle Tenn. | 8 | 4 |
| 145 A Middle Tenn. | 11 | 12 |
| | | |

C
h
a
r
l
o
t
t
e

C
h
a
r
l
o
t
t
e

| Average RPI Win: | | 189 | WON-LOST | WINNING | LAST 15 | STRENGTH OF | | OPP. STRENGTH | TEAM | ADJ | CONF. | ADJ CONF. |
|-------------------|------------|----------|---------------|-------------------|-------------|-------------|-----------------|---------------|--------|-----------------|-------|-----------|
| Average RPI Loss: | | 81 | RECORD | PCT. RANK | GAMES | SCHEDULE | | OF SCHEDULE | RPI | RPI | RPI | RPI |
| DIV. I ONLY | | 16-22-0 | .42105 | 208 | 4-11-0 | 80 | | 158 | 167 | .49123 | 167 | 12 |
| DIV. I NON-CONF. | | 9-11-0 | .45 | 176 | 2-4-0 | 73 | | 216 | 161 | .49515 | 161 | 9 |
| TOTALS | | RPI 1-25 | RPI 26-50 | | W-L RECORDS | RPI 51-100 | | RPI 101-150 | | RPI 150+ | | |
| 16-22-0 | 0-1-0 | 2-10-0 | | OVERALL | 0-6-0 | | 4-2-0 | | 10-3-0 | | | |
| 14-6-0 | 0-0-0 | 1-2-0 | | HOME | 0-3-0 | | 4-0-0 | | 9-1-0 | | | |
| 2-15-0 | 0-1-0 | 1-7-0 | | AWAY | 0-3-0 | | 0-2-0 | | 1-2-0 | | | |
| 0-1-0 | 0-0-0 | 0-1-0 | | NEUTRAL | 0-0-0 | | 0-0-0 | | 0-0-0 | | | |
| 9-11-0 | 0-1-0 | 1-5-0 | | NON-CONFERENCE | 0-3-0 | | 1-2-0 | | 7-0-0 | | | |
| 8-3-0 | 0-0-0 | 0-0-0 | | HOME | 0-3-0 | | 1-0-0 | | 7-0-0 | | | |
| 1-7-0 | 0-1-0 | 1-0- | | AWAY | 0-0-0 | | 0-2-0 | | 0-0-0 | | | |
| 0-1-0 | 0-0-0 | 0-1-0 | | NEUTRAL | 0-0-0 | | 0-0-0 | | 0-0-0 | | | |
| 7-11-0 | 0-0-0 | 1-5-0 | | CONFERENCE | 0-3-0 | | 3-0-0 | | 3-3-0 | | | |
| 6-3-0 | 0-0-0 | 1-2-0 | | HOME | 0-0-0 | | 3-0-0 | | 2-1-0 | | | |
| 1-8-0 | 0-0-0 | 0-3-0 | | AWAY | 0-3-0 | | 0-0-0 | | 1-2-0 | | | |
| 0-0-0 | 0-0-0 | 0-0-0 | | NEUTRAL | 0-0-0 | | 0-0-0 | | 0-0-0 | | | |
| RPI S | Opponent | Score | RPI S | Opponent | Score | RPI S | Opponent | Score | RPI S | Opponent | Score | |
| 17 A | Vanderbilt | 6 8 | 34 H | Northwestern St. | 2 3 | 81 A | Sam Houston St. | 3 6 | 103 A | Little Rock | 5 6 | |
| | | | 34 H | Northwestern St. | 6 3 | 81 A | Sam Houston St. | 0 2 | 103 H | Little Rock | 6 1 | |
| | | | 34 H | Northwestern St. | 5 7 | 81 A | Sam Houston St. | 7 9 | 108 A | Oklahoma | 0 3 | |
| | | | 37 A | Southeast Mo. St. | 2 6 | 89 H | Missouri St. | 6 10 | 144 H | SFA | 3 2 | |
| | | | 37 A | Southeast Mo. St. | 0 6 | 89 H | Missouri St. | 1 12 | 144 H | SFA | 9 7 | |
| | | | 37 A | Southeast Mo. St. | 1 0 | 89 H | Missouri St. | 5 6 | 144 H | SFA | 5 4 | |
| | | | 47 A | Lamar | 6 7 | | | | 187 H | Houston Baptist | 8 7 | |
| | | | 47 A | Lamar | 5 19 | | | | 187 H | Houston Baptist | 2 3 | |
| | | | 47 A | Lamar | 2 9 | | | | 187 H | Houston Baptist | 11 0 | |
| | | | 48 A | Oregon St. | 2 6 | | | | 211 H | Tennessee Tech | 14 6 | |
| | | | 48 A | Oregon St. | 1 7 | | | | 212 A | Nicholls St. | 5 6 | |
| | | | 48 N | Oregon St. | 2 6 | | | | 212 A | Nicholls St. | 7 2 | |
| | | | | | | | | | 212 A | Nicholls St. | 2 8 | |
| | | | | | | | | | 267 H | Eastern Ill. | 4 2 | |
| | | | | | | | | | 267 H | Eastern Ill. | 9 1 | |
| | | | | | | | | | 267 H | Eastern Ill. | 4 3 | |
| | | | | | | | | | 267 H | Eastern Ill. | 6 5 | |
| | | | | | | | | | 276 H | Ark.-Pine Bluff | 4 3 | |
| | | | | | | | | | 276 H | Ark.-Pine Bluff | 4 0 | |
| | | | LAST 15 GAMES | | | | | | | | | |
| | | | 34 H | Northwestern St. | 5 7 | 103 H | Little Rock | 6 1 | | | | |
| | | | 34 H | Northwestern St. | 6 3 | 48 A | Oregon St. | 1 7 | | | | |
| | | | 34 H | Northwestern St. | 2 3 | 48 N | Oregon St. | 2 6 | | | | |
| | | | 17 A | Vanderbilt | 6 8 | | | | | | | |
| | | | 212 A | Nicholls St. | 7 2 | | | | | | | |

Non-Div. I Games:

Central Ark.

| | | |
|--------------------|---|---|
| 212 A Nicholls St. | 5 | 6 |
| 212 A Nicholls St. | 2 | 8 |

C
e
n
t
r
a
l
A
r
k
.

C
e
n
t
r
a
l
A
r
k
.

| Average RPI Win: 217 | | WON-LOST | WINNING | LAST 15 | STRENGTH OF | | OPP. STRENGTH | TEAM | ADJ | | CONF. | ADJ CONF. | | | | | | |
|-----------------------|---|--------------|-----------|---------|----------------|---|---------------|-------|-------------|--------|----------|-----------------|-------|-----|---|---------------|---|---|
| Average RPI Loss: 131 | | RECORD | PCT. RANK | GAMES | SCHEDULE | | OF SCHEDULE | RPI | RPI | | RPI | RPI | | | | | | |
| DIV. I ONLY | | 17-18-0 | .48571 | 160 | 0-1-0 | | 197 | 214 | 168 | .49116 | 168 | 20 | 20 | | | | | |
| DIV. I NON-CONF. | | 10-15-0 | .4 | 206 | 0-1-0 | | 226 | 212 | 222 | .46279 | 222 | 20 | 20 | | | | | |
| TOTALS | | RPI 1-25 | RPI 26-50 | | W-L RECORDS | | RPI 51-100 | | RPI 101-150 | | RPI 150+ | | | | | | | |
| 17-18-0 | | 0-3-0 | 0-3-0 | | OVERALL | | 2-1-0 | | 1-4-0 | | 14-7-0 | | | | | | | |
| 11-1-0 | | 0-0-0 | 0-0-0 | | HOME | | 0-0-0 | | 1-0-0 | | 10-1-0 | | | | | | | |
| 5-15-0 | | 0-3-0 | 0-3-0 | | AWAY | | 2-1-0 | | 0-4-0 | | 3-4-0 | | | | | | | |
| 1-2-0 | | 0-0-0 | 0-0-0 | | NEUTRAL | | 0-0-0 | | 0-0-0 | | 1-2-0 | | | | | | | |
| 10-15-0 | | 0-3-0 | 0-3-0 | | NON-CONFERENCE | | 0-0-0 | | 1-4-0 | | 9-5-0 | | | | | | | |
| 7-0-0 | | 0-0-0 | 0-0-0 | | HOME | | 0-0-0 | | 1-0-0 | | 6-0-0 | | | | | | | |
| 2-13-0 | | 0-3-0 | 0-0- | | AWAY | | 0-0-0 | | 0-4-0 | | 2-3-0 | | | | | | | |
| 1-2-0 | | 0-0-0 | 0-0-0 | | NEUTRAL | | 0-0-0 | | 0-0-0 | | 1-2-0 | | | | | | | |
| 7-3-0 | | 0-0-0 | 0-0-0 | | CONFERENCE | | 2-1-0 | | 0-0-0 | | 5-2-0 | | | | | | | |
| 4-1-0 | | 0-0-0 | 0-0-0 | | HOME | | 0-0-0 | | 0-0-0 | | 4-1-0 | | | | | | | |
| 3-2-0 | | 0-0-0 | 0-0-0 | | AWAY | | 2-1-0 | | 0-0-0 | | 1-1-0 | | | | | | | |
| 0-0-0 | | 0-0-0 | 0-0-0 | | NEUTRAL | | 0-0-0 | | 0-0-0 | | 0-0-0 | | | | | | | |
| RPI | S | Opponent | Score | | RPI | S | Opponent | Score | | RPI | S | Opponent | Score | | | | | |
| 20 | A | Creighton | 4 | 5 | 35 | A | Bryant | 5 | 14 | 76 | A | Hartford | 9 | 0 | | | | |
| 20 | A | Creighton | 0 | 4 | 35 | A | Bryant | 2 | 6 | 76 | A | Hartford | 5 | 9 | | | | |
| 20 | A | Creighton | 0 | 4 | 35 | A | Bryant | 4 | 8 | 76 | A | Hartford | 2 | 0 | | | | |
| | | | | | | | | | | 127 | A | Baylor | 5 | 6 | | | | |
| | | | | | | | | | | 127 | A | Baylor | 2 | 16 | | | | |
| | | | | | | | | | | 127 | A | Baylor | 4 | 20 | | | | |
| | | | | | | | | | | 130 | H | Sacred Heart | 4 | 2 | | | | |
| | | | | | | | | | | 131 | A | Wofford | 8 | 9 | | | | |
| | | | | | | | | | | 189 | H | UMass Lowell | 5 | 3 | | | | |
| | | | | | | | | | | 189 | H | UMass Lowell | 1 | 2 | | | | |
| | | | | | | | | | | 189 | H | UMass Lowell | 5 | 0 | | | | |
| | | | | | | | | | | 192 | A | Fordham | 1 | 6 | | | | |
| | | | | | | | | | | 197 | A | Elon | 4 | 1 | | | | |
| | | | | | | | | | | 205 | A | UMBC | 15 | 10 | | | | |
| | | | | | | | | | | 205 | A | UMBC | 1 | 2 | | | | |
| | | | | | | | | | | 214 | H | Manhattan | 8 | 2 | | | | |
| | | | | | | | | | | 236 | A | USC Upstate | 6 | 8 | | | | |
| | | | | | | | | | | 246 | H | Villanova | 8 | 3 | | | | |
| | | | | | | | | | | 250 | N | Appalachian St. | 0 | 4 | | | | |
| | | | | | | | | | | 254 | N | Bowling Green | 4 | 5 | | | | |
| | | | | | | | | | | 257 | N | Dayton | 11 | 6 | | | | |
| | | | | | | | | | | 266 | H | NYIT | 5 | 1 | | | | |
| | | | | | | | | | | 268 | H | Maine | 11 | 0 | | | | |
| 268 | H | Maine | 2 | 1 | | | | | | | | | | | | | | |
| LAST 15 GAMES | | | | | | | | | | 271 | A | LIU Brooklyn | 8 | 1 | | | | |
| 275 | A | Iona | 0 | 7 | 271 | A | LIU Brooklyn | 8 | 1 | 275 | A | Iona | 0 | 7 | | | | |
| 35 | A | Bryant | 2 | 6 | 76 | A | Hartford | 2 | 0 | 275 | H | Iona | 15 | 4 | | | | |
| 35 | A | Bryant | 4 | 8 | 76 | A | Hartford | 5 | 9 | 275 | H | Iona | 11 | 2 | | | | |
| 35 | A | Bryant | 5 | 14 | | | | | | | | | | 295 | H | Saint Peter's | 7 | 3 |
| 189 | H | UMass Lowell | 5 | 3 | | | | | | | | | | | | | | |

Non-Div. I Games:

Stony Brook

| | | |
|--------------------|---|---|
| 189 H UMass Lowell | 5 | 0 |
| 189 H UMass Lowell | 1 | 2 |

S
t
o
n
y
B
r
o
o
k

S
t
o
n
y
B
r
o
o
k

| | | | | | | | | | | | | | |
|-------------------|----------|-----------|-----------|----------------|-------------|-----------------|--------------|-------------|--------|-----------|-----------------|----|----|
| Average RPI Win: | 229 | WON-LOST | WINNING | LAST 15 | STRENGTH OF | OPP. STRENGTH | TEAM | ADJ | CONF. | ADJ CONF. | | | |
| Average RPI Loss: | 161 | RECORD | PCT. RANK | GAMES | SCHEDULE | OF SCHEDULE | RPI | RPI | RPI | RPI | | | |
| DIV. I ONLY | | 24-14-0 | .63158 | 63 | 9-6-0 | 273 | 212 | 169 | .49083 | 169 | 31 | 31 | |
| DIV. I NON-CONF. | | 10-10-0 | .5 | 145 | 0-3-0 | 190 | 147 | 174 | .4855 | 174 | 32 | 32 | |
| <hr/> | | | | | | | | | | | | | |
| TOTALS | RPI 1-25 | RPI 26-50 | | W-L RECORDS | | RPI 51-100 | | RPI 101-150 | | RPI 150+ | | | |
| 24-14-0 | 0-0-0 | 0-0-0 | | OVERALL | | 3-6-0 | | 1-2-0 | | 20-6-0 | | | |
| 15-6-0 | 0-0-0 | 0-0-0 | | HOME | | 3-5-0 | | 0-0-0 | | 12-1-0 | | | |
| 9-8-0 | 0-0-0 | 0-0-0 | | AWAY | | 0-1-0 | | 1-2-0 | | 8-5-0 | | | |
| 0-0-0 | 0-0-0 | 0-0-0 | | NEUTRAL | | 0-0-0 | | 0-0-0 | | 0-0-0 | | | |
| 10-10-0 | 0-0-0 | 0-0-0 | | NON-CONFERENCE | | 3-6-0 | | 1-2-0 | | 6-2-0 | | | |
| 7-5-0 | 0-0-0 | 0-0-0 | | HOME | | 3-5-0 | | 0-0-0 | | 4-0-0 | | | |
| 3-5-0 | 0-0-0 | 0-0- | | AWAY | | 0-1-0 | | 1-2-0 | | 2-2-0 | | | |
| 0-0-0 | 0-0-0 | 0-0-0 | | NEUTRAL | | 0-0-0 | | 0-0-0 | | 0-0-0 | | | |
| 14-4-0 | 0-0-0 | 0-0-0 | | CONFERENCE | | 0-0-0 | | 0-0-0 | | 14-4-0 | | | |
| 8-1-0 | 0-0-0 | 0-0-0 | | HOME | | 0-0-0 | | 0-0-0 | | 8-1-0 | | | |
| 6-3-0 | 0-0-0 | 0-0-0 | | AWAY | | 0-0-0 | | 0-0-0 | | 6-3-0 | | | |
| 0-0-0 | 0-0-0 | 0-0-0 | | NEUTRAL | | 0-0-0 | | 0-0-0 | | 0-0-0 | | | |
| <hr/> | | | | | | | | | | | | | |
| RPI | S | Opponent | Score | RPI | S | Opponent | Score | RPI | S | Opponent | Score | | |
| | | | | 61 | H | Jacksonville | 5 | 8 | 105 | A | Mercer | 3 | 11 |
| | | | | 63 | A | North Florida | 0 | 15 | 105 | A | Mercer | 14 | 7 |
| | | | | 63 | H | North Florida | 6 | 9 | 108 | A | Auburn | 2 | 11 |
| | | | | 94 | H | FGCU | 6 | 8 | 172 | A | Alabama St. | 14 | 8 |
| | | | | 94 | H | FGCU | 14 | 9 | 206 | A | Bethune-Cookman | 5 | 7 |
| | | | | 94 | H | FGCU | 5 | 6 | 206 | A | Bethune-Cookman | 5 | 6 |
| | | | | 99 | H | Marshall | 20 | 4 | 206 | A | Bethune-Cookman | 6 | 3 |
| | | | | 99 | H | Marshall | 9 | 4 | 206 | H | Bethune-Cookman | 15 | 3 |
| | | | | 99 | H | Marshall | 9 | 11 | 206 | H | Bethune-Cookman | 5 | 3 |
| | | | | | | | | | 206 | H | Bethune-Cookman | 2 | 1 |
| | | | | | | | | | 234 | H | Toledo | 12 | 4 |
| | | | | | | | | | 255 | H | Western Mich. | 12 | 5 |
| | | | | | | | | | 255 | H | Western Mich. | 2 | 1 |
| | | | | | | | | | 255 | H | Western Mich. | 9 | 0 |
| | | | | | | | | | 270 | H | N.C. Central | 6 | 3 |
| | | | | | | | | | 270 | H | N.C. Central | 16 | 4 |
| | | | | | | | | | 270 | H | N.C. Central | 6 | 4 |
| | | | | | | | | | 287 | A | N.C. A&T | 17 | 7 |
| | | | | | | | | | 287 | A | N.C. A&T | 22 | 11 |
| | | | | | | | | | 287 | A | N.C. A&T | 5 | 3 |
| | | | | | 288 | A | Savannah St. | 7 | 2 | | | | |
| LAST 15 GAMES | | | | 288 | A | Savannah St. | 1 | 2 | | | | | |
| | | | | 288 | H | Savannah St. | 9 | 6 | 288 | A | Savannah St. | 12 | 5 |
| | | | | 288 | H | Savannah St. | 5 | 10 | 288 | H | Savannah St. | 11 | 4 |
| | | | | 288 | H | Savannah St. | 11 | 4 | 288 | H | Savannah St. | 9 | 6 |
| | | | | 206 | A | Bethune-Cookman | 5 | 7 | 288 | H | Savannah St. | 5 | 10 |
| | | | | 206 | A | Bethune-Cookman | 6 | 3 | 289 | A | Jackson St. | 15 | 2 |

Non-Div. I Games:

Florida A&M

| | | | | |
|-----|---|-----------------|---|---|
| 206 | A | Bethune-Cookman | 5 | 6 |
| 61 | H | Jacksonville | 5 | 8 |

| RPI | S | Opponent | Score | |
|-----|---|-------------|-------|----|
| 289 | A | Jackson St. | 3 | 4 |
| 289 | A | Jackson St. | 9 | 16 |

Florida A&M

F
l
o
r
i
d
a

A
&
M

F
l
o
r
i
d
a

A
&
M

| Average RPI Win: 208 | | WON-LOST | WINNING | LAST 15 | STRENGTH OF | | OPP. STRENGTH | TEAM | ADJ | CONF. | ADJ CONF. |
|-----------------------|----------|----------|-----------|----------------|----------------|-------|---------------|-------|-------------|---------------|-----------|
| Average RPI Loss: 140 | | RECORD | PCT. RANK | GAMES | SCHEDULE | | OF SCHEDULE | RPI | RPI | RPI | RPI |
| DIV. I ONLY | | 19-16-0 | .54286 | 116 | 7-8-0 | | 260 | 128 | 170 | .49065 | 170 |
| DIV. I NON-CONF. | | 10-6-0 | .625 | 72 | 2-2-0 | | 257 | 268 | 136 | .50769 | 136 |
| TOTALS | | RPI 1-25 | RPI 26-50 | | W-L RECORDS | | RPI 51-100 | | RPI 101-150 | | RPI 150+ |
| 19-16-0 | | 0-0-0 | 0-0-0 | | OVERALL | | 0-5-0 | | 4-8-0 | | 15-3-0 |
| 9-2-0 | | 0-0-0 | 0-0-0 | | HOME | | 0-0-0 | | 2-1-0 | | 7-1-0 |
| 7-12-0 | | 0-0-0 | 0-0-0 | | AWAY | | 0-5-0 | | 1-5-0 | | 6-2-0 |
| 3-2-0 | | 0-0-0 | 0-0-0 | | NEUTRAL | | 0-0-0 | | 1-2-0 | | 2-0-0 |
| 10-6-0 | | 0-0-0 | 0-0-0 | | NON-CONFERENCE | | 0-2-0 | | 1-2-0 | | 9-2-0 |
| 2-1-0 | | 0-0-0 | 0-0-0 | | HOME | | 0-0-0 | | 0-0-0 | | 2-1-0 |
| 5-3-0 | | 0-0-0 | 0-0- | | AWAY | | 0-2-0 | | 0-0-0 | | 5-1-0 |
| 3-2-0 | | 0-0-0 | 0-0-0 | | NEUTRAL | | 0-0-0 | | 1-2-0 | | 2-0-0 |
| 9-10-0 | | 0-0-0 | 0-0-0 | | CONFERENCE | | 0-3-0 | | 3-6-0 | | 6-1-0 |
| 7-1-0 | | 0-0-0 | 0-0-0 | | HOME | | 0-0-0 | | 2-1-0 | | 5-0-0 |
| 2-9-0 | | 0-0-0 | 0-0-0 | | AWAY | | 0-3-0 | | 1-5-0 | | 1-1-0 |
| 0-0-0 | | 0-0-0 | 0-0-0 | | NEUTRAL | | 0-0-0 | | 0-0-0 | | 0-0-0 |
| RPI S | Opponent | Score | RPI S | Opponent | Score | RPI S | Opponent | Score | RPI S | Opponent | Score |
| | | | | | | 80 A | Fresno St. | 1 14 | 140 A | Nevada | 5 6 |
| | | | | | | 80 A | Fresno St. | 3 6 | 140 A | Nevada | 4 8 |
| | | | | | | 80 A | Fresno St. | 1 5 | 140 A | Nevada | 12 7 |
| | | | | | | 91 A | Iowa | 7 9 | 140 H | Nevada | 18 4 |
| | | | | | | 91 A | Iowa | 2 22 | 140 H | Nevada | 5 12 |
| | | | | | | | | | 140 H | Nevada | 5 2 |
| | | | | | | | | | 143 A | UNLV | 6 7 |
| | | | | | | | | | 143 A | UNLV | 2 7 |
| | | | | | | | | | 143 A | UNLV | 0 1 |
| | | | | | | | | | 150 N | Navy | 10 5 |
| | | | | | | | | | 150 N | Navy | 0 5 |
| | | | | | | | | | 150 N | Navy | 1 3 |
| | | | | | | | | | 185 H | San Diego St. | 17 13 |
| | | | | | | | | | 188 A | Davidson | 9 4 |
| | | | | | | | | | 196 A | San Jose St. | 5 9 |
| | | | | | | | | | 196 A | San Jose St. | 7 2 |
| | | | | | | | | | 196 H | San Jose St. | 13 7 |
| | | | | | | | | | 196 H | San Jose St. | 8 7 |
| | | | | | | | | | 196 H | San Jose St. | 12 4 |
| | | | | | | | | | 196 H | San Jose St. | 9 3 |
| | | | | | | | | | 201 N | Marist | 8 4 |
| | | | | | | | | | 207 H | Omaha | 18 10 |
| | | | | | | 91 A | Iowa | 2 22 | 207 H | Omaha | 3 12 |
| | | | | | | 91 A | Iowa | 7 9 | 258 N | Buffalo | 13 0 |
| | | | | | | 196 H | San Jose St. | 8 7 | 262 A | UC Davis | 9 8 |
| | | | | | | | | | 262 A | UC Davis | 2 6 |
| | | | | | | | | | 262 A | UC Davis | 5 2 |
| LAST 15 GAMES | | | | | | | | | | | |
| | | | 140 A | Nevada | 4 8 | 91 A | Iowa | 2 22 | | | |
| | | | 140 A | Nevada | 12 7 | 91 A | Iowa | 7 9 | | | |
| | | | 140 A | Nevada | 5 6 | 196 H | San Jose St. | 8 7 | | | |
| | | | 282 A | Northern Colo. | 4 2 | | | | | | |
| | | | 143 A | UNLV | 6 7 | | | | | | |

Non-Div. I Games: Adams St. 13 1

Air Force

| | | | | |
|-----|---|------|---|---|
| 143 | A | UNLV | 2 | 7 |
| 143 | A | UNLV | 0 | 1 |

| RPI | S | Opponent | Score | |
|-----|---|----------------|-------|---|
| 282 | A | Northern Colo. | 14 | 4 |
| 282 | A | Northern Colo. | 4 | 2 |
| 282 | H | Northern Colo. | 14 | 7 |

Air Force

A
i
r
F
o
r
c
e

A
i
r
F
o
r
c
e

| Average RPI Win: 202 | | WON-LOST | WINNING | LAST 15 | STRENGTH OF | | OPP. STRENGTH | TEAM | ADJ | CONF. | ADJ CONF. |
|-----------------------|------------|----------|---------------|-----------------|----------------|-------|---------------|-------|-------------|-----------------|-----------|
| Average RPI Loss: 101 | | RECORD | PCT. RANK | GAMES | SCHEDULE | | OF SCHEDULE | RPI | RPI | RPI | RPI |
| DIV. I ONLY | | 16-26-0 | .38095 | 229 | 7-8-0 | | 111 | 176 | 171 | .48952 | 171 |
| DIV. I NON-CONF. | | 13-23-0 | .36111 | 225 | 4-5-0 | | 112 | 161 | 166 | .48887 | 166 |
| TOTALS | | RPI 1-25 | RPI 26-50 | | W-L RECORDS | | RPI 51-100 | | RPI 101-150 | | RPI 150+ |
| 16-26-0 | | 0-4-0 | 0-1-0 | | OVERALL | | 0-7-0 | | 4-9-0 | | 12-5-0 |
| 8-5-0 | | 0-0-0 | 0-0-0 | | HOME | | 0-1-0 | | 3-3-0 | | 5-1-0 |
| 7-21-0 | | 0-4-0 | 0-1-0 | | AWAY | | 0-5-0 | | 0-6-0 | | 7-4-0 |
| 1-0-0 | | 0-0-0 | 0-0-0 | | NEUTRAL | | 0-0-0 | | 1-0-0 | | 0-0-0 |
| 13-23-0 | | 0-4-0 | 0-1-0 | | NON-CONFERENCE | | 0-7-0 | | 4-9-0 | | 9-2-0 |
| 6-4-0 | | 0-0-0 | 0-0-0 | | HOME | | 0-1-0 | | 3-3-0 | | 3-0-0 |
| 6-19-0 | | 0-4-0 | 0-0- | | AWAY | | 0-6-0 | | 0-6-0 | | 6-2-0 |
| 1-0-0 | | 0-0-0 | 0-0-0 | | NEUTRAL | | 0-0-0 | | 1-0-0 | | 0-0-0 |
| 3-3-0 | | 0-0-0 | 0-0-0 | | CONFERENCE | | 0-0-0 | | 0-0-0 | | 3-3-0 |
| 2-1-0 | | 0-0-0 | 0-0-0 | | HOME | | 0-0-0 | | 0-0-0 | | 2-1-0 |
| 1-2-0 | | 0-0-0 | 0-0-0 | | AWAY | | 0-0-0 | | 0-0-0 | | 1-2-0 |
| 0-0-0 | | 0-0-0 | 0-0-0 | | NEUTRAL | | 0-0-0 | | 0-0-0 | | 0-0-0 |
| RPI S | Opponent | Score | RPI S | Opponent | Score | RPI S | Opponent | Score | RPI S | Opponent | Score |
| 2 A | Louisville | 1 11 | 36 A | Kentucky | 2 6 | 73 A | Wright St. | 1 4 | 105 A | Mercer | 3 5 |
| 17 A | Vanderbilt | 2 5 | | | | 73 H | Wright St. | 3 8 | 105 A | Mercer | 14 18 |
| 17 A | Vanderbilt | 0 7 | | | | 83 A | Arizona St. | 1 2 | 105 A | Mercer | 1 3 |
| 17 A | Vanderbilt | 3 14 | | | | 83 A | Arizona St. | 2 8 | 113 H | Morehead St. | 2 3 |
| | | | | | | 83 A | Arizona St. | 2 5 | 113 H | Morehead St. | 7 1 |
| | | | | | | 83 A | Arizona St. | 1 5 | 113 H | Morehead St. | 1 3 |
| | | | | | | 100 A | Ohio St. | 6 11 | 117 H | Indiana | 0 8 |
| | | | | | | | | | 123 A | Cincinnati | 2 9 |
| | | | | | | | | | 123 A | Cincinnati | 0 4 |
| | | | | | | | | | 123 H | Cincinnati | 6 3 |
| | | | | | | | | | 123 N | Cincinnati | 8 5 |
| | | | | | | | | | 147 A | Miami (OH) | 2 3 |
| | | | | | | | | | 147 H | Miami (OH) | 12 4 |
| | | | | | | | | | 158 H | St. John's (NY) | 11 8 |
| | | | | | | | | | 158 H | St. John's (NY) | 1 0 |
| | | | | | | | | | 158 H | St. John's (NY) | 2 4 |
| | | | | | | | | | 161 A | Ball St. | 4 5 |
| | | | | | | | | | 174 A | Georgetown | 8 5 |
| | | | | | | | | | 174 A | Georgetown | 3 4 |
| | | | | | | | | | 174 A | Georgetown | 1 9 |
| | | | | | | | | | 236 A | USC Upstate | 6 1 |
| | | | | | | | | | 236 A | USC Upstate | 3 2 |
| | | | | | | | | | 236 A | USC Upstate | 8 7 |
| | | | | | | | | | 247 A | Illinois St. | 11 5 |
| | | | | | | | | | 247 A | Illinois St. | 12 1 |
| | | | | | | | | | 247 A | Illinois St. | 5 6 |
| | | | | | | | | | 248 A | Northern Ky. | 8 1 |
| | | | LAST 15 GAMES | | | | | | | | |
| | | | 158 H | St. John's (NY) | 1 0 | 174 A | Georgetown | 8 5 | | | |
| | | | 158 H | St. John's (NY) | 11 8 | 123 N | Cincinnati | 8 5 | | | |
| | | | 158 H | St. John's (NY) | 2 4 | 147 A | Miami (OH) | 2 3 | | | |
| | | | 117 H | Indiana | 0 8 | | | | | | |
| | | | 248 A | Northern Ky. | 8 1 | | | | | | |

Non-Div. I Games:

Xavier

| | | | | |
|-----|---|------------|---|---|
| 174 | A | Georgetown | 3 | 4 |
| 174 | A | Georgetown | 1 | 9 |

| RPI | S | Opponent | Score | |
|-----|---|---------------|-------|---|
| 263 | H | Central Mich. | 7 | 4 |
| 263 | H | Central Mich. | 5 | 0 |
| 263 | H | Central Mich. | 8 | 5 |

Xavier

X
a
v
i
e
r

X
a
v
i
e
r

[illegible]

Non-Div. I Games:

Alabama St.

Alabama St.

| | | | | |
|-----|---|-------------|----|---|
| 289 | A | Jackson St. | 13 | 1 |
| 289 | A | Jackson St. | 15 | 4 |

Through Games Of April 24, 2016

| RPI | S | Opponent | Score | |
|-----|---|------------------|-------|---|
| 300 | A | Mississippi Val. | 28 | 1 |
| 300 | A | Mississippi Val. | 12 | 0 |
| 300 | H | Mississippi Val. | 27 | 2 |
| 300 | H | Mississippi Val. | 3 | 0 |
| 300 | H | Mississippi Val. | 11 | 3 |

Alabama St.

A
l
a
b
a
m
a
S
t
.

A
l
a
b
a
m
a
S
t
.

| Average RPI Win: 197 | | WON-LOST | WINNING | LAST 15 | STRENGTH OF | | OPP. STRENGTH | TEAM | ADJ | | CONF. | ADJ CONF. | | | |
|-----------------------|----------------|----------|-----------|---------|----------------|-------|---------------|-------|--------------|--------|----------|-----------|--------------|-------|----|
| Average RPI Loss: 140 | | RECORD | PCT. RANK | GAMES | SCHEDULE | | OF SCHEDULE | RPI | RPI | RPI | RPI | | | | |
| DIV. I ONLY | | 21-20-0 | .5122 | 140 | 7-8-0 | | 200 | 169 | 173 | .48837 | 173 | 16 | 16 | | |
| DIV. I NON-CONF. | | 13-13-0 | .5 | 145 | 1-3-0 | | 198 | 194 | 182 | .48318 | 182 | 19 | 19 | | |
| TOTALS | | RPI 1-25 | RPI 26-50 | | W-L RECORDS | | RPI 51-100 | | RPI 101-150 | | RPI 150+ | | | | |
| 21-20-0 | | 0-3-0 | 0-0-0 | | OVERALL | | 1-2-0 | | 9-5-0 | | 11-10-0 | | | | |
| 14-7-0 | | 0-0-0 | 0-0-0 | | HOME | | 0-0-0 | | 7-3-0 | | 7-4-0 | | | | |
| 7-13-0 | | 0-3-0 | 0-0-0 | | AWAY | | 1-2-0 | | 2-2-0 | | 4-6-0 | | | | |
| 0-0-0 | | 0-0-0 | 0-0-0 | | NEUTRAL | | 0-0-0 | | 0-0-0 | | 0-0-0 | | | | |
| 13-13-0 | | 0-3-0 | 0-0-0 | | NON-CONFERENCE | | 0-0-0 | | 6-5-0 | | 7-5-0 | | | | |
| 9-6-0 | | 0-0-0 | 0-0-0 | | HOME | | 0-0-0 | | 4-3-0 | | 5-3-0 | | | | |
| 4-7-0 | | 0-3-0 | 0-0- | | AWAY | | 0-0-0 | | 2-2-0 | | 2-2-0 | | | | |
| 0-0-0 | | 0-0-0 | 0-0-0 | | NEUTRAL | | 0-0-0 | | 0-0-0 | | 0-0-0 | | | | |
| 8-7-0 | | 0-0-0 | 0-0-0 | | CONFERENCE | | 1-2-0 | | 3-0-0 | | 4-5-0 | | | | |
| 5-1-0 | | 0-0-0 | 0-0-0 | | HOME | | 0-0-0 | | 3-0-0 | | 2-1-0 | | | | |
| 3-6-0 | | 0-0-0 | 0-0-0 | | AWAY | | 1-2-0 | | 0-0-0 | | 2-4-0 | | | | |
| 0-0-0 | | 0-0-0 | 0-0-0 | | NEUTRAL | | 0-0-0 | | 0-0-0 | | 0-0-0 | | | | |
| RPI S | Opponent | Score | | RPI S | Opponent | Score | | RPI S | Opponent | Score | | RPI S | Opponent | Score | |
| 3 A | South Carolina | 4 | 16 | | | | | 58 A | High Point | 2 | 7 | 125 H | Rhode Island | 8 | 7 |
| 10 A | Clemson | 3 | 4 | | | | | 58 A | High Point | 6 | 2 | 125 H | Rhode Island | 7 | 11 |
| 16 A | North Carolina | 6 | 11 | | | | | 58 A | High Point | 2 | 4 | 125 H | Rhode Island | 8 | 4 |
| | | | | | | | | | | | | 129 H | Liberty | 6 | 5 |
| | | | | | | | | | | | | 129 H | Liberty | 7 | 5 |
| | | | | | | | | | | | | 129 H | Liberty | 11 | 5 |
| | | | | | | | | | | | | 131 A | Wofford | 4 | 3 |
| | | | | | | | | | | | | 131 H | Wofford | 2 | 9 |
| | | | | | | | | | | | | 147 H | Miami (OH) | 1 | 5 |
| | | | | | | | | | | | | 147 H | Miami (OH) | 18 | 6 |
| | | | | | | | | | | | | 147 H | Miami (OH) | 7 | 5 |
| | | | | | | | | | | | | 149 A | Stetson | 1 | 2 |
| | | | | | | | | | | | | 149 A | Stetson | 4 | 5 |
| | | | | | | | | | | | | 149 A | Stetson | 6 | 4 |
| | | | | | | | | | | | | 163 A | Presbyterian | 1 | 2 |
| | | | | | | | | | | | | 163 A | Presbyterian | 3 | 9 |
| | | | | | | | | | | | | 163 A | Presbyterian | 3 | 4 |
| | | | | | | | | | | | | 166 H | Charlotte | 1 | 7 |
| | | | | | | | | | | | | 172 A | Alabama St. | 10 | 9 |
| | | | | | | | | | | | | 172 A | Alabama St. | 4 | 5 |
| | | | | | | | | | | | | 172 A | Alabama St. | 10 | 11 |
| | | | | | | | | | | | | 188 H | Davidson | 10 | 12 |
| LAST 15 GAMES | | | | | | | | | | | | | | | |
| | | | | 285 A | UNC Asheville | 7 | 10 | 215 H | Radford | 3 | 2 | 215 H | Radford | 3 | 2 |
| | | | | 285 A | UNC Asheville | 5 | 2 | 131 H | Wofford | 2 | 9 | 215 H | Radford | 3 | 1 |
| | | | | 285 A | UNC Asheville | 9 | 2 | 163 A | Presbyterian | 3 | 9 | 215 H | Radford | 8 | 15 |
| | | | | 131 A | Wofford | 4 | 3 | | | | | 272 H | ETSU | 5 | 7 |
| | | | | 188 H | Davidson | 10 | 12 | | | | | 281 H | La Salle | 9 | 0 |

Non-Div. I Games:

Winthrop

| | | | | |
|-----|---|---------|---|----|
| 215 | H | Radford | 3 | 1 |
| 215 | H | Radford | 8 | 15 |

| RPI | S | Opponent | Score | |
|-----|---|---------------|-------|----|
| 281 | H | La Salle | 7 | 3 |
| 281 | H | La Salle | 11 | 2 |
| 281 | H | La Salle | 9 | 5 |
| 285 | A | UNC Asheville | 7 | 10 |
| 285 | A | UNC Asheville | 9 | 2 |
| 285 | A | UNC Asheville | 5 | 2 |
| 287 | A | N.C. A&T | 15 | 4 |
| 287 | H | N.C. A&T | 7 | 0 |

Winthrop

W
i
n
t
h
r
o
p

W
i
n
t
h
r
o
p

| Average RPI Win: | 194 | WON-LOST RECORD | WINNING PCT. RANK | LAST 15 GAMES | STRENGTH OF SCHEDULE | OPP. STRENGTH OF SCHEDULE | TEAM RPI | ADJ RPI | CONF. RPI | ADJ CONF. RPI | | |
|------------------|----------|-----------------|-------------------|----------------|----------------------|---------------------------|----------|-------------|-----------|---------------|-------|----|
| DIV. I ONLY | | 18-22-0 | .45 | 193 | 6-8-0 | 161 | 232 | 174 | .48784 | 174 | 19 | 19 |
| DIV. I NON-CONF. | | 14-17-0 | .45161 | 174 | 2-3-0 | 105 | 239 | 148 | .50338 | 148 | 18 | 18 |
| <hr/> | | | | | | | | | | | | |
| TOTALS | RPI 1-25 | RPI 26-50 | | W-L RECORDS | | RPI 51-100 | | RPI 101-150 | | RPI 150+ | | |
| 18-22-0 | 0-0-0 | 1-6-0 | | OVERALL | | 1-3-0 | | 1-3-0 | | 15-10-0 | | |
| 7-5-0 | 0-0-0 | 0-0-0 | | HOME | | 1-3-0 | | 0-1-0 | | 6-1-0 | | |
| 7-15-0 | 0-0-0 | 1-6-0 | | AWAY | | 0-0-0 | | 1-2-0 | | 5-7-0 | | |
| 4-2-0 | 0-0-0 | 0-0-0 | | NEUTRAL | | 0-0-0 | | 0-0-0 | | 4-2-0 | | |
| 14-17-0 | 0-0-0 | 1-6-0 | | NON-CONFERENCE | | 1-3-0 | | 1-3-0 | | 11-5-0 | | |
| 5-4-0 | 0-0-0 | 0-0-0 | | HOME | | 1-3-0 | | 0-1-0 | | 4-0-0 | | |
| 5-11-0 | 0-0-0 | 1-0- | | AWAY | | 0-0-0 | | 1-2-0 | | 3-3-0 | | |
| 4-2-0 | 0-0-0 | 0-0-0 | | NEUTRAL | | 0-0-0 | | 0-0-0 | | 4-2-0 | | |
| 4-5-0 | 0-0-0 | 0-0-0 | | CONFERENCE | | 0-0-0 | | 0-0-0 | | 4-5-0 | | |
| 2-1-0 | 0-0-0 | 0-0-0 | | HOME | | 0-0-0 | | 0-0-0 | | 2-1-0 | | |
| 2-4-0 | 0-0-0 | 0-0-0 | | AWAY | | 0-0-0 | | 0-0-0 | | 2-4-0 | | |
| 0-0-0 | 0-0-0 | 0-0-0 | | NEUTRAL | | 0-0-0 | | 0-0-0 | | 0-0-0 | | |
| RPI | S | Opponent | Score | RPI | S | Opponent | Score | RPI | S | Opponent | Score | |
| | | | | 27 | A | Fla. Atlantic | 2 14 | | | | | |
| | | | | 27 | A | Fla. Atlantic | 0 6 | | | | | |
| | | | | 27 | A | Fla. Atlantic | 13 11 | | | | | |
| | | | | 32 | A | Wake Forest | 1 3 | | | | | |
| | | | | 46 | A | UNCG | 4 5 | | | | | |
| | | | | 46 | A | UNCG | 4 8 | | | | | |
| | | | | 46 | A | UNCG | 9 17 | | | | | |
| | | | | | | | | | | | | |
| | | | | | | | | | | | | |
| | | | | | | | | | | | | |
| | | | | | | | | | | | | |
| | | | | | | | | | | | | |
| | | | | | | | | | | | | |
| | | | | | | | | | | | | |
| | | | | | | | | | | | | |
| | | | | | | | | | | | | |
| | | | | | | | | | | | | |
| | | | | | | | | | | | | |
| | | | | | | | | | | | | |
| | | | | | | | | | | | | |
| | | | | | | | | | | | | |
| | | | | | | | | | | | | |
| | | | | | | | | | | | | |
| | | | | | | | | | | | | |
| | | | | | | | | | | | | |
| | | | | | | | | | | | | |
| | | | | | | | | | | | | |
| | | | | | | | | | | | | |
| | | | | | | | | | | | | |
| | | | | | | | | | | | | |
| | | | | | | | | | | | | |
| | | | | | | | | | | | | |
| | | | | | | | | | | | | |
| | | | | | | | | | | | | |
| | | | | | | | | | | | | |
| | | | | | | | | | | | | |
| | | | | | | | | | | | | |
| | | | | | | | | | | | | |
| | | | | | | | | | | | | |
| | | | | | | | | | | | | |
| | | | | | | | | | | | | |
| | | | | | | | | | | | | |
| | | | | | | | | | | | | |
| | | | | | | | | | | | | |
| | | | | | | | | | | | | |
| | | | | | | | | | | | | |
| | | | | | | | | | | | | |
| | | | | | | | | | | | | |
| | | | | | | | | | | | | |
| | | | | | | | | | | | | |
| | | | | | | | | | | | | |
| | | | | | | | | | | | | |
| | | | | | | | | | | | | |
| | | | | | | | | | | | | |
| | | | | | | | | | | | | |
| | | | | | | | | | | | | |
| | | | | | | | | | | | | |
| | | | | | | | | | | | | |
| | | | | | | | | | | | | |
| | | | | | | | | | | | | |
| | | | | | | | | | | | | |
| | | | | | | | | | | | | |
| | | | | | | | | | | | | |
| | | | | | | | | | | | | |
| | | | | | | | | | | | | |
| | | | | | | | | | | | | |
| | | | | | | | | | | | | |
| | | | | | | | | | | | | |
| | | | | | | | | | | | | |
| | | | | | | | | | | | | |
| | | | | | | | | | | | | |
| | | | | | | | | | | | | |
| | | | | | | | | | | | | |
| | | | | | | | | | | | | |
| | | | | | | | | | | | | |
| | | | | | | | | | | | | |
| | | | | | | | | | | | | |
| | | | | | | | | | | | | |
| | | | </ | | | | | | | | | |

Non-Div. I Games: Moravian 8 1

Georgetown

| | | | | |
|-----|---|--------|---|---|
| 171 | H | Xavier | 9 | 1 |
| 171 | H | Xavier | 5 | 8 |

| RPI | S | Opponent | Score | |
|-----|---|--------------|-------|---|
| 283 | H | George Mason | 12 | 5 |
| 299 | A | Coppin St. | 5 | 4 |

Georgetown

G
e
o
r
g
e
t
o
w
n

G
e
o
r
g
e
t
o
w
n

[illegible]

Non-Div. I Games:

Holy Cross

| | | |
|-----------------------|---|---|
| 240 H Army West Point | 0 | 3 |
| 240 H Army West Point | 6 | 2 |

| RPI | S | Opponent | Score | |
|-----|---|---------------|-------|----|
| 260 | A | Brown | 9 | 0 |
| 260 | A | Brown | 1 | 2 |
| 260 | H | Brown | 12 | 11 |
| 260 | H | Brown | 0 | 3 |
| 265 | A | Lehigh | 12 | 3 |
| 265 | A | Lehigh | 6 | 1 |
| 265 | A | Lehigh | 4 | 5 |
| 265 | A | Lehigh | 5 | 4 |
| 277 | A | Bucknell | 5 | 3 |
| 277 | A | Bucknell | 10 | 6 |
| 277 | A | Bucknell | 3 | 0 |
| 277 | A | Bucknell | 12 | 10 |
| 279 | A | Massachusetts | 6 | 3 |

[illegible]

Non-Div. I Games:

Eastern Mich.

| | | | | |
|----|---|----------|---|----|
| 84 | H | Kent St. | 3 | 13 |
| 23 | A | Michigan | 3 | 19 |

E
a
s
t
e
r
n
M
i
c
h
.

E
a
s
t
e
r
n
M
i
c
h
.

| | | |
|-------------------|---|---|
| 156 H Utah Valley | 4 | 7 |
| 156 H Utah Valley | 7 | 4 |

| RPI | S | Opponent | Score | |
|-----|---|-------------|-------|---|
| 274 | A | UTRGV | 3 | 9 |
| 274 | A | UTRGV | 12 | 3 |
| 274 | A | UTRGV | 7 | 3 |
| 290 | H | Chicago St. | 8 | 2 |
| 290 | H | Chicago St. | 11 | 4 |
| 290 | H | Chicago St. | 17 | 5 |

New Mexico St.

N
e
w
M
e
x
i
c
o
s
t
.

N
e
w
M
e
x
i
c
o
s
t
.

Delaware

| | | | | |
|-----|---|--------------|---|---|
| 190 | H | Northeastern | 3 | 6 |
| 190 | H | Northeastern | 1 | 6 |

| RPI | S | Opponent | Score | |
|-----|---|--------------|-------|----|
| 265 | A | Lehigh | 7 | 16 |
| 281 | A | La Salle | 4 | 2 |
| 281 | H | La Salle | 22 | 1 |
| 290 | H | Delaware St. | 4 | 2 |
| 290 | H | Delaware St. | 8 | 3 |

Delaware

D
e
l
a
w
a
r
e

D
e
l
a
w
a
r
e

| Average RPI Win: | 154 | WON-LOST | WINNING | LAST 15 | STRENGTH OF | OPP. STRENGTH | TEAM | ADJ | CONF. | ADJ CONF. | | |
|-------------------|----------|-----------|-----------|----------------|-------------|-----------------|-------|-------------|--------|------------------|-------|---|
| Average RPI Loss: | 100 | RECORD | PCT. RANK | GAMES | SCHEDULE | OF SCHEDULE | RPI | RPI | RPI | RPI | | |
| DIV. I ONLY | | 17-20-0 | .45946 | 181 | 8-7-0 | 159 | 105 | 179 | .48501 | 179 | 8 | 8 |
| DIV. I NON-CONF. | | 9-10-0 | .47368 | 167 | 3-0-0 | 246 | 130 | 212 | .46615 | 212 | 8 | 8 |
| <hr/> | | | | | | | | | | | | |
| TOTALS | RPI 1-25 | RPI 26-50 | | W-L RECORDS | | RPI 51-100 | | RPI 101-150 | | RPI 150+ | | |
| 17-20-0 | 0-0-0 | 3-6-0 | | OVERALL | | 3-9-0 | | 3-1-0 | | 8-4-0 | | |
| 11-10-0 | 0-0-0 | 1-2-0 | | HOME | | 2-5-0 | | 3-0-0 | | 5-3-0 | | |
| 6-10-0 | 0-0-0 | 2-4-0 | | AWAY | | 1-4-0 | | 0-1-0 | | 3-1-0 | | |
| 0-0-0 | 0-0-0 | 0-0-0 | | NEUTRAL | | 0-0-0 | | 0-0-0 | | 0-0-0 | | |
| 9-10-0 | 0-0-0 | 1-2-0 | | NON-CONFERENCE | | 2-4-0 | | 1-0-0 | | 5-4-0 | | |
| 7-3-0 | 0-0-0 | 0-0-0 | | HOME | | 1-0-0 | | 1-0-0 | | 5-3-0 | | |
| 2-7-0 | 0-0-0 | 1-0- | | AWAY | | 1-4-0 | | 0-0-0 | | 0-1-0 | | |
| 0-0-0 | 0-0-0 | 0-0-0 | | NEUTRAL | | 0-0-0 | | 0-0-0 | | 0-0-0 | | |
| 8-10-0 | 0-0-0 | 2-4-0 | | CONFERENCE | | 1-5-0 | | 2-1-0 | | 3-0-0 | | |
| 4-7-0 | 0-0-0 | 1-2-0 | | HOME | | 1-5-0 | | 2-0-0 | | 0-0-0 | | |
| 4-3-0 | 0-0-0 | 1-2-0 | | AWAY | | 0-0-0 | | 0-1-0 | | 3-0-0 | | |
| 0-0-0 | 0-0-0 | 0-0-0 | | NEUTRAL | | 0-0-0 | | 0-0-0 | | 0-0-0 | | |
| RPI | S | Opponent | Score | RPI | S | Opponent | Score | RPI | S | Opponent | Score | |
| | | | | 43 | A | BYU | 4 11 | 51 | H | Gonzaga | 3 5 | |
| | | | | 43 | A | BYU | 10 8 | 51 | H | Gonzaga | 5 10 | |
| | | | | 43 | A | BYU | 3 19 | 51 | H | Gonzaga | 0 6 | |
| | | | | 49 | A | Washington | 2 6 | 62 | A | Cal Poly | 2 19 | |
| | | | | 49 | A | Washington | 6 3 | 62 | A | Cal Poly | 3 6 | |
| | | | | 49 | A | Washington | 2 6 | 62 | A | Cal Poly | 6 7 | |
| | | | | 50 | H | St. Mary's (CA) | 2 14 | 62 | A | Cal Poly | 2 6 | |
| | | | | 50 | H | St. Mary's (CA) | 6 2 | 80 | A | Fresno St. | 7 3 | |
| | | | | 50 | H | St. Mary's (CA) | 4 9 | 80 | H | Fresno St. | 15 6 | |
| | | | | | | | | 97 | H | Loyola Marymount | 4 7 | |
| | | | | | | | | 97 | H | Loyola Marymount | 7 1 | |
| | | | | | | | | 97 | H | Loyola Marymount | 1 9 | |
| | | | | | | | | | | | | |
| | | | | | | | | | | | | |
| | | | | | | | | | | | | |
| | | | | | | | | | | | | |
| | | | | | | | | | | | | |
| | | | | | | | | | | | | |
| | | | | | | | | | | | | |
| | | | | | | | | | | | | |
| | | | | | | | | | | | | |
| | | | | | | | | | | | | |
| | | | | | | | | | | | | |
| | | | | | | | | | | | | |
| | | | | | | | | | | | | |
| | | | | | | | | | | | | |
| | | | | | | | | | | | | |
| | | | | | | | | | | | | |
| | | | | | | | | | | | | |
| | | | | | | | | | | | | |
| | | | | | | | | | | | | |
| | | | | | | | | | | | | |
| | | | | | | | | | | | | |
| | | | | | | | | | | | | |
| | | | | | | | | | | | | |
| | | | | | | | | | | | | |
| | | | | | | | | | | | | |
| | | | | | | | | | | | | |
| | | | | | | | | | | | | |
| | | | | | | | | | | | | |
| | | | | | | | | | | | | |
| | | | | | | | | | | | | |
| | | | | | | | | | | | | |
| | | | | | | | | | | | | |
| | | | | | | | | | | | | |
| | | | | | | | | | | | | |
| | | | | | | | | | | | | |
| | | | | | | | | | | | | |
| | | | | | | | | | | | | |
| | | | | | | | | | | | | |
| | | | | | | | | | | | | |
| | | | | | | | | | | | | |
| | | | | | | | | | | | | |
| | | | | | | | | | | | | |
| | | | | | | | | | | | | |
| | | | | | | | | | | | | |
| | | | | | | | | | | | | |
| | | | | | | | | | | | | |
| | | | | | | | | | | | | |
| | | | | | | | | | | | | |
| | | | | | | | | | | | | |
| | | | | | | | | | | | | |
| | | | | | | | | | | | | |
| | | | | | | | | | | | | |
| | | | | | | | | | | | | |
| | | | | | | | | | | | | |
| | | | | | | | | | | | | |
| | | | | | | | | | | | | |
| | | | | | | | | | | | | |
| | | | | | | | | | | | | |
| | | | | | | | | | | | | |
| | | | | | | | | | | | | |
| | | | | | | | | | | | | |
| | | | | | | | | | | | | |
| | | | | | | | | | | | | |
| | | | | | | | | | | | | |
| | | | | | | | | | | | | |
| | | | | | | | | | | | | |

Non-Div. I Games:

Pacific

| | | |
|----------------|----|---|
| 180 A Portland | 10 | 6 |
| 180 A Portland | 3 | 0 |

P
a
c
i
f
i
c

P
a
c
i
f
i
c

| Average RPI Win: 165 | | WON-LOST | WINNING | LAST 15 | STRENGTH OF | | OPP. STRENGTH | TEAM | ADJ | CONF. | ADJ CONF. |
|-----------------------|----------|----------|-----------|----------------|-------------|-------|------------------|-------|-------------|--------------|-----------|
| Average RPI Loss: 114 | | RECORD | PCT. RANK | GAMES | SCHEDULE | | OF SCHEDULE | RPI | RPI | RPI | RPI |
| DIV. I ONLY | | 15-24-0 | .38462 | 226 | 2-12-0 | | 88 | 202 | 181 | .48486 | 180 |
| DIV. I NON-CONF. | | 13-11-0 | .54167 | 126 | 1-1-0 | | 114 | 257 | 130 | .51019 | 130 |
| TOTALS | | RPI 1-25 | RPI 26-50 | | W-L RECORDS | | RPI 51-100 | | RPI 101-150 | | RPI 150+ |
| 15-24-0 | 0-0-0 | 0-4-0 | | OVERALL | | 2-6-0 | | 5-7-0 | | 8-7-0 | |
| 7-12-0 | 0-0-0 | 0-4-0 | | HOME | | 0-0-0 | | 4-4-0 | | 3-4-0 | |
| 7-12-0 | 0-0-0 | 0-0-0 | | AWAY | | 1-6-0 | | 1-3-0 | | 5-3-0 | |
| 1-0-0 | 0-0-0 | 0-0-0 | | NEUTRAL | | 1-0-0 | | 0-0-0 | | 0-0-0 | |
| 13-11-0 | 0-0-0 | 0-1-0 | | NON-CONFERENCE | | 1-1-0 | | 4-5-0 | | 8-4-0 | |
| 7-6-0 | 0-0-0 | 0-1-0 | | HOME | | 0-0-0 | | 4-4-0 | | 3-1-0 | |
| 5-5-0 | 0-0-0 | 0-0-0 | | AWAY | | 0-1-0 | | 0-1-0 | | 5-3-0 | |
| 1-0-0 | 0-0-0 | 0-0-0 | | NEUTRAL | | 1-0-0 | | 0-0-0 | | 0-0-0 | |
| 2-13-0 | 0-0-0 | 0-3-0 | | CONFERENCE | | 1-5-0 | | 1-2-0 | | 0-3-0 | |
| 0-6-0 | 0-0-0 | 0-3-0 | | HOME | | 0-0-0 | | 0-0-0 | | 0-3-0 | |
| 2-7-0 | 0-0-0 | 0-0-0 | | AWAY | | 1-5-0 | | 1-2-0 | | 0-0-0 | |
| 0-0-0 | 0-0-0 | 0-0-0 | | NEUTRAL | | 0-0-0 | | 0-0-0 | | 0-0-0 | |
| RPI S | Opponent | Score | RPI S | Opponent | Score | RPI S | Opponent | Score | RPI S | Opponent | Score |
| | | | 43 H | BYU | 2 8 | 51 A | Gonzaga | 5 14 | 101 A | Oregon | 1 10 |
| | | | 43 H | BYU | 3 5 | 51 A | Gonzaga | 0 3 | 107 H | CSUN | 6 5 |
| | | | 43 H | BYU | 1 4 | 51 A | Gonzaga | 1 18 | 107 H | CSUN | 1 2 |
| | | | 48 H | Oregon St. | 6 13 | 95 A | Seattle | 3 4 | 107 H | CSUN | 1 2 |
| | | | | | | 95 N | Seattle | 4 3 | 107 H | CSUN | 7 3 |
| | | | | | | 97 A | Loyola Marymount | 0 3 | 112 A | Pepperdine | 3 2 |
| | | | | | | 97 A | Loyola Marymount | 1 8 | 112 A | Pepperdine | 4 5 |
| | | | | | | 97 A | Loyola Marymount | 3 1 | 112 A | Pepperdine | 0 4 |
| | | | | | | | | | 135 H | Oakland | 6 3 |
| | | | | | | | | | 135 H | Oakland | 4 14 |
| | | | | | | | | | 135 H | Oakland | 10 7 |
| | | | | | | | | | 135 H | Oakland | 0 4 |
| | | | | | | | | | 156 A | Utah Valley | 10 3 |
| | | | | | | | | | 156 A | Utah Valley | 4 6 |
| | | | | | | | | | 156 A | Utah Valley | 8 6 |
| | | | | | | | | | 156 A | Utah Valley | 8 9 |
| | | | | | | | | | 179 H | Pacific | 0 3 |
| | | | | | | | | | 179 H | Pacific | 2 3 |
| | | | | | | | | | 179 H | Pacific | 6 10 |
| | | | | | | | | | 198 H | UC Riverside | 1 4 |
| | | | | | | | | | 198 H | UC Riverside | 10 6 |
| | | | | | | | | | 198 H | UC Riverside | 4 3 |
| | | | | | | | | | 198 H | UC Riverside | 8 5 |
| | | | | | | | | | 262 A | UC Davis | 3 4 |
| | | | | | | | | | 262 A | UC Davis | 9 6 |
| | | | | | | | | | 262 A | UC Davis | 12 0 |
| | | | | | | | | | 262 A | UC Davis | 7 4 |
| LAST 15 GAMES | | | 112 A | Pepperdine | 4 5 | 51 A | Gonzaga | 5 14 | 198 H | UC Riverside | 8 5 |
| | | | 112 A | Pepperdine | 3 2 | 51 A | Gonzaga | 0 3 | 262 A | UC Davis | 3 4 |
| | | | 112 A | Pepperdine | 0 4 | 51 A | Gonzaga | 1 18 | 262 A | UC Davis | 9 6 |
| | | | 95 N | Seattle | 4 3 | | | | 262 A | UC Davis | 12 0 |
| | | | 179 H | Pacific | 2 3 | | | | 262 A | UC Davis | 7 4 |

Non-Div. I Games:

Portland

| | | |
|---------------|---|----|
| 179 H Pacific | 6 | 10 |
| 179 H Pacific | 0 | 3 |

P
o
r
t
l
a
n
d

P
o
r
t
l
a
n
d

| | | |
|------------------------|---|----|
| 209 A South Dakota St. | 7 | 14 |
| 209 A South Dakota St. | 3 | 11 |

N
o
r
t
h
D
a
k
o
t
a
S
t
.

N
o
r
t
h
D
a
k
o
t
a
S
t
.

| | | | | | | | | | | | | | | | | | | | | | | | | | | | |
|-------------------|---|----------|----------|-------|-----------|---------------|----------------|----------|-------------|-------|---------------|-----|----------|-----------------|-----|-------|--------|-----|-----------|---------------|----|----|----|--|--|--|--|
| Average RPI Win: | | 173 | WON-LOST | | WINNING | | LAST 15 | | STRENGTH OF | | OPP. STRENGTH | | TEAM | | ADJ | | CONF. | | ADJ CONF. | | | | | | | | |
| Average RPI Loss: | | 94 | RECORD | | PCT. RANK | | GAMES | | SCHEDULE | | OF SCHEDULE | | RPI | | RPI | | RPI | | RPI | | | | | | | | |
| DIV. I ONLY | | | 17-18-0 | | .48571 | | 160 | | 9-6-0 | | 108 | | 178 | | 180 | | .48403 | | 182 | | | | | | | | |
| DIV. I NON-CONF. | | | 10-13-0 | | .43478 | | 184 | | 2-1-0 | | 157 | | 163 | | 233 | | .45345 | | 233 | | | | | | | | |
| TOTALS | | | RPI 1-25 | | RPI 26-50 | | W-L RECORDS | | RPI 51-100 | | RPI 101-150 | | RPI 150+ | | | | | | | | | | | | | | |
| 17-18-0 | | | 0-4-0 | | 0-0-0 | | OVERALL | | 2-5-0 | | 9-8-0 | | 6-1-0 | | | | | | | | | | | | | | |
| 11-15-0 | | | 0-4-0 | | 0-0-0 | | HOME | | 2-5-0 | | 6-5-0 | | 3-1-0 | | | | | | | | | | | | | | |
| 4-2-0 | | | 0-0-0 | | 0-0-0 | | AWAY | | 0-0-0 | | 1-2-0 | | 3-0-0 | | | | | | | | | | | | | | |
| 2-1-0 | | | 0-0-0 | | 0-0-0 | | NEUTRAL | | 0-0-0 | | 2-1-0 | | 0-0-0 | | | | | | | | | | | | | | |
| 10-13-0 | | | 0-4-0 | | 0-0-0 | | NON-CONFERENCE | | 1-3-0 | | 6-5-0 | | 3-1-0 | | | | | | | | | | | | | | |
| 8-12-0 | | | 0-4-0 | | 0-0-0 | | HOME | | 1-3-0 | | 4-4-0 | | 3-1-0 | | | | | | | | | | | | | | |
| 0-0-0 | | | 0-0-0 | | 0-0- | | AWAY | | 0-0-0 | | 0-0-0 | | 0-0-0 | | | | | | | | | | | | | | |
| 2-1-0 | | | 0-0-0 | | 0-0-0 | | NEUTRAL | | 0-0-0 | | 2-1-0 | | 0-0-0 | | | | | | | | | | | | | | |
| 7-5-0 | | | 0-0-0 | | 0-0-0 | | CONFERENCE | | 1-2-0 | | 3-3-0 | | 3-0-0 | | | | | | | | | | | | | | |
| 3-3-0 | | | 0-0-0 | | 0-0-0 | | HOME | | 1-2-0 | | 2-1-0 | | 0-0-0 | | | | | | | | | | | | | | |
| 4-2-0 | | | 0-0-0 | | 0-0-0 | | AWAY | | 0-0-0 | | 1-2-0 | | 3-0-0 | | | | | | | | | | | | | | |
| 0-0-0 | | | 0-0-0 | | 0-0-0 | | NEUTRAL | | 0-0-0 | | 0-0-0 | | 0-0-0 | | | | | | | | | | | | | | |
| RPI | S | Opponent | | Score | | RPI | S | Opponent | | Score | | RPI | S | Opponent | | Score | | | | | | | | | | | |
| 23 | H | Michigan | | 0 | 6 | | | | | | | 60 | H | New Mexico | | 4 | 6 | 107 | A | CSUN | | 1 | 2 | | | | |
| 23 | H | Michigan | | 4 | 9 | | | | | | | 60 | H | New Mexico | | 4 | 3 | 107 | A | CSUN | | 6 | 5 | | | | |
| 23 | H | Michigan | | 3 | 5 | | | | | | | 60 | H | New Mexico | | 0 | 18 | 107 | A | CSUN | | 3 | 9 | | | | |
| 23 | H | Michigan | | 4 | 5 | | | | | | | 60 | H | New Mexico | | 1 | 7 | 119 | H | West Virginia | | 4 | 1 | | | | |
| | | | | | | | | | | | | 62 | H | Cal Poly | | 6 | 3 | 119 | H | West Virginia | | 1 | 4 | | | | |
| | | | | | | | | | | | | 62 | H | Cal Poly | | 4 | 5 | 119 | H | West Virginia | | 2 | 9 | | | | |
| | | | | | | | | | | | | 62 | H | Cal Poly | | 2 | 5 | 119 | H | West Virginia | | 6 | 2 | | | | |
| | | | | | | | | | | | | | | | | | | 120 | H | UC Irvine | | 8 | 4 | | | | |
| | | | | | | | | | | | | | | | | | | 120 | H | UC Irvine | | 8 | 5 | | | | |
| | | | | | | | | | | | | | | | | | | 120 | H | UC Irvine | | 4 | 14 | | | | |
| | | | | | | | | | | | | | | | | | | 137 | N | San Francisco | | 9 | 7 | | | | |
| | | | | | | | | | | | | | | | | | | 137 | N | San Francisco | | 11 | 3 | | | | |
| | | | | | | | | | | | | | | | | | | 137 | N | San Francisco | | 4 | 5 | | | | |
| | | | | | | | | | | | | | | | | | | 148 | H | Santa Clara | | 3 | 2 | | | | |
| | | | | | | | | | | | | | | | | | | 148 | H | Santa Clara | | 4 | 5 | | | | |
| | | | | | | | | | | | | | | | | | | 148 | H | Santa Clara | | 1 | 3 | | | | |
| | | | | | | | | | | | | | | | | | | 148 | H | Santa Clara | | 8 | 1 | | | | |
| | | | | | | | | | | | | | | | | | | 262 | A | UC Davis | | 6 | 5 | | | | |
| | | | | | | | | | | | | | | | | | | 262 | A | UC Davis | | 5 | 0 | | | | |
| | | | | | | | | | | | | | | | | | | 262 | A | UC Davis | | 7 | 2 | | | | |
| | | | | | | | | | | | | | | | | | | 290 | H | Chicago St. | | 0 | 1 | | | | |
| | | | | | | | | | | | | | | | | | | 290 | H | Chicago St. | | 4 | 0 | | | | |
| | | | | | | | | | | | | | | | | | | 290 | H | Chicago St. | | 14 | 0 | | | | |
| | | | | | | | | | | | | | | | | | | 290 | H | Chicago St. | | 4 | 1 | | | | |
| | | | | | | LAST 15 GAMES | | | | | | | | | | | | | | | | | | | | | |
| | | | | | | 107 A CSUN | | | | | | 3 | 9 | 262 A UC Davis | | | | | | 5 | 0 | | | | | | |
| | | | | | | 107 A CSUN | | | | | | 6 | 5 | 262 A UC Davis | | | | | | 6 | 5 | | | | | | |
| | | | | | | 107 A CSUN | | | | | | 1 | 2 | 120 H UC Irvine | | | | | | 4 | 14 | | | | | | |
| | | | | | | 62 H Cal Poly | | | | | | 2 | 5 | | | | | | | | | | | | | | |
| | | | | | | 62 H Cal Poly | | | | | | 4 | 5 | | | | | | | | | | | | | | |

Non-Div. I Games: Hawaii Hilo 11 9 Hawaii Hilo 0 1

Hawaii

| | | |
|----------------|---|---|
| 62 H Cal Poly | 6 | 3 |
| 262 A UC Davis | 7 | 2 |

H
a
w
a
i
i

H
a
w
a
i
i

| Average RPI Win: 225 | | WON-LOST | WINNING | LAST 15 | STRENGTH OF | | OPP. STRENGTH | TEAM | ADJ | | CONF. | ADJ CONF. | | | |
|-----------------------|----------------|----------|-----------|---------------|----------------|-------|---------------|---------------|-----------------|--------|----------|---------------|-------------------|-------|----|
| Average RPI Loss: 146 | | RECORD | PCT. RANK | GAMES | SCHEDULE | | OF SCHEDULE | RPI | RPI | | RPI | RPI | | | |
| DIV. I ONLY | | 16-20-0 | .44444 | 198 | 8-7-0 | | 204 | 260 | 183 | .48396 | 183 | 20 | 20 | | |
| DIV. I NON-CONF. | | 11-13-0 | .45833 | 172 | 4-2-0 | | 250 | 275 | 196 | .47472 | 196 | 20 | 20 | | |
| TOTALS | | RPI 1-25 | RPI 26-50 | | W-L RECORDS | | RPI 51-100 | | RPI 101-150 | | RPI 150+ | | | | |
| 16-20-0 | | 0-3-0 | 0-0-0 | | OVERALL | | 2-4-0 | | 0-3-0 | | 14-10-0 | | | | |
| 6-3-0 | | 0-0-0 | 0-0-0 | | HOME | | 0-0-0 | | 0-0-0 | | 6-3-0 | | | | |
| 10-17-0 | | 0-3-0 | 0-0-0 | | AWAY | | 2-4-0 | | 0-3-0 | | 8-7-0 | | | | |
| 0-0-0 | | 0-0-0 | 0-0-0 | | NEUTRAL | | 0-0-0 | | 0-0-0 | | 0-0-0 | | | | |
| 11-13-0 | | 0-3-0 | 0-0-0 | | NON-CONFERENCE | | 1-2-0 | | 0-0-0 | | 10-8-0 | | | | |
| 4-2-0 | | 0-0-0 | 0-0-0 | | HOME | | 0-0-0 | | 0-0-0 | | 4-2-0 | | | | |
| 7-11-0 | | 0-3-0 | 0-0- | | AWAY | | 1-2-0 | | 0-0-0 | | 6-6-0 | | | | |
| 0-0-0 | | 0-0-0 | 0-0-0 | | NEUTRAL | | 0-0-0 | | 0-0-0 | | 0-0-0 | | | | |
| 5-7-0 | | 0-0-0 | 0-0-0 | | CONFERENCE | | 1-2-0 | | 0-3-0 | | 4-2-0 | | | | |
| 2-1-0 | | 0-0-0 | 0-0-0 | | HOME | | 0-0-0 | | 0-0-0 | | 2-1-0 | | | | |
| 3-6-0 | | 0-0-0 | 0-0-0 | | AWAY | | 1-2-0 | | 0-3-0 | | 2-1-0 | | | | |
| 0-0-0 | | 0-0-0 | 0-0-0 | | NEUTRAL | | 0-0-0 | | 0-0-0 | | 0-0-0 | | | | |
| RPI S | Opponent | Score | | RPI S | Opponent | Score | | RPI S | Opponent | Score | | RPI S | Opponent | Score | |
| 3 A | South Carolina | 1 | 10 | | | | | 76 A | Hartford | 3 | 6 | 139 A | Binghamton | 4 | 9 |
| 3 A | South Carolina | 1 | 8 | | | | | 76 A | Hartford | 6 | 7 | 139 A | Binghamton | 6 | 8 |
| 3 A | South Carolina | 2 | 6 | | | | | 76 A | Hartford | 9 | 5 | 139 A | Binghamton | 4 | 7 |
| | | | | | | | | 79 A | Western Ky. | 2 | 12 | 158 H | St. John's (NY) | 3 | 20 |
| | | | | | | | | 79 A | Western Ky. | 3 | 5 | 189 A | UMass Lowell | 5 | 2 |
| | | | | | | | | 79 A | Western Ky. | 7 | 4 | 189 A | UMass Lowell | 4 | 2 |
| | | | | | | | | | | | | 189 A | UMass Lowell | 1 | 6 |
| | | | | | | | | | | | | 192 H | Fordham | 3 | 9 |
| | | | | | | | | | | | | 201 A | Marist | 0 | 2 |
| | | | | | | | | | | | | 202 A | Fairfield | 4 | 5 |
| | | | | | | | | | | | | 205 H | UMBC | 10 | 4 |
| | | | | | | | | | | | | 205 H | UMBC | 6 | 1 |
| | | | | | | | | | | | | 205 H | UMBC | 1 | 5 |
| | | | | | | | | | | | | 217 A | Central Conn. St. | 6 | 1 |
| | | | | | | | | | | | | 219 H | Quinnipiac | 24 | 14 |
| | | | | | | | | | | | | 226 A | Harvard | 3 | 0 |
| | | | | | | | | | | | | 226 A | Harvard | 2 | 3 |
| | | | | | | | | | | | | 266 A | NYIT | 0 | 3 |
| | | | | | | | | | | | | 266 A | NYIT | 5 | 2 |
| | | | | | | | | | | | | 266 A | NYIT | 7 | 2 |
| | | | | | | | | | | | | 266 A | NYIT | 0 | 4 |
| | | | | | | | | | | | | 287 A | N.C. A&T | 14 | 3 |
| | | | | | | | | | | | | 287 A | N.C. A&T | 9 | 2 |
| | | | | | | | | | | | | 287 A | N.C. A&T | 4 | 13 |
| | | | | | | | | | | | | 295 H | Saint Peter's | 5 | 0 |
| | | | | | | | | | | | | 295 H | Saint Peter's | 17 | 5 |
| | | | | | | | | | | | | 295 H | Saint Peter's | 5 | 2 |
| LAST 15 GAMES | | | | LAST 15 GAMES | | | | LAST 15 GAMES | | | | LAST 15 GAMES | | | |
| | | | | 189 A | UMass Lowell | 4 | 2 | 158 H | St. John's (NY) | 3 | 20 | 287 A | N.C. A&T | 9 | 2 |
| | | | | 189 A | UMass Lowell | 1 | 6 | 205 H | UMBC | 1 | 5 | 287 A | N.C. A&T | 4 | 13 |
| | | | | 189 A | UMass Lowell | 5 | 2 | 205 H | UMBC | 6 | 1 | 295 H | Saint Peter's | 5 | 0 |
| | | | | 219 H | Quinnipiac | 24 | 14 | | | | | 295 H | Saint Peter's | 17 | 5 |
| | | | | 295 H | Saint Peter's | 5 | 2 | | | | | 295 H | Saint Peter's | 5 | 2 |

Non-Div. I Games:

Albany (NY)

| | | | | |
|-----|---|---------------|----|---|
| 295 | H | Saint Peter's | 17 | 5 |
| 295 | H | Saint Peter's | 5 | 0 |

A
l
b
a
n
y
(
N
Y
)

A
l
b
a
n
y
(
N
Y
)

| Average RPI Win: 176 | | WON-LOST RECORD | | WINNING PCT. RANK | | LAST 15 GAMES | | STRENGTH OF SCHEDULE | | OPP. STRENGTH OF SCHEDULE | | TEAM RPI | | ADJ RPI | | CONF. RPI | | ADJ CONF. RPI | |
|----------------------|---|-----------------|--|-------------------|----|----------------|---|----------------------|--|---------------------------|----|----------|---|------------------|--|-----------|----|---------------|--|
| DIV. I ONLY | | 20-21-0 | | .4878 155 | | 11-4-0 | | 154 | | 111 | | 184 | | .48308 184 | | 17 | | 17 | |
| DIV. I NON-CONF. | | 10-19-0 | | .34483 235 | | 1-2-0 | | 183 | | 42 | | 247 | | .44811 247 | | 16 | | 16 | |
| TOTALS | | RPI 1-25 | | RPI 26-50 | | W-L RECORDS | | RPI 51-100 | | RPI 101-150 | | RPI 150+ | | | | | | | |
| 20-21-0 | | 0-2-0 | | 1-1-0 | | OVERALL | | 4-4-0 | | 3-8-0 | | 12-6-0 | | | | | | | |
| 15-14-0 | | 0-1-0 | | 0-1-0 | | HOME | | 4-3-0 | | 2-4-0 | | 9-5-0 | | | | | | | |
| 5-7-0 | | 0-1-0 | | 1-0-0 | | AWAY | | 0-1-0 | | 1-4-0 | | 3-1-0 | | | | | | | |
| 0-0-0 | | 0-0-0 | | 0-0-0 | | NEUTRAL | | 0-0-0 | | 0-0-0 | | 0-0-0 | | | | | | | |
| 10-19-0 | | 0-2-0 | | 1-1-0 | | NON-CONFERENCE | | 2-3-0 | | 3-8-0 | | 4-5-0 | | | | | | | |
| 8-12-0 | | 0-1-0 | | 0-1-0 | | HOME | | 2-2-0 | | 2-4-0 | | 4-4-0 | | | | | | | |
| 2-7-0 | | 0-1-0 | | 1-0- | | AWAY | | 0-1-0 | | 1-4-0 | | 0-1-0 | | | | | | | |
| 0-0-0 | | 0-0-0 | | 0-0-0 | | NEUTRAL | | 0-0-0 | | 0-0-0 | | 0-0-0 | | | | | | | |
| 10-2-0 | | 0-0-0 | | 0-0-0 | | CONFERENCE | | 2-1-0 | | 0-0-0 | | 8-1-0 | | | | | | | |
| 7-2-0 | | 0-0-0 | | 0-0-0 | | HOME | | 2-1-0 | | 0-0-0 | | 5-1-0 | | | | | | | |
| 3-0-0 | | 0-0-0 | | 0-0-0 | | AWAY | | 0-0-0 | | 0-0-0 | | 3-0-0 | | | | | | | |
| 0-0-0 | | 0-0-0 | | 0-0-0 | | NEUTRAL | | 0-0-0 | | 0-0-0 | | 0-0-0 | | | | | | | |
| RPI | S | Opponent | | Score | | RPI | S | Opponent | | Score | | RPI | S | Opponent | | Score | | | |
| 22 | A | Georgia Tech | | 2 | 4 | 28 | A | Georgia | | 4 | 2 | 63 | H | North Florida | | 10 | 4 | | |
| 22 | H | Georgia Tech | | 2 | 13 | 28 | H | Georgia | | 2 | 4 | 63 | H | North Florida | | 2 | 1 | | |
| | | | | | | | | | | | | 63 | H | North Florida | | 2 | 9 | | |
| | | | | | | | | | | | | 66 | A | Jacksonville St. | | 2 | 10 | | |
| | | | | | | | | | | | | 66 | H | Jacksonville St. | | 5 | 10 | | |
| | | | | | | | | | | | | 66 | H | Jacksonville St. | | 3 | 2 | | |
| | | | | | | | | | | | | 66 | H | Jacksonville St. | | 11 | 9 | | |
| | | | | | | | | | | | | 88 | H | VCU | | 11 | 15 | | |
| | | | | | | | | | | | | 105 | A | Mercer | | 5 | 11 | | |
| | | | | | | | | | | | | 105 | H | Mercer | | 7 | 10 | | |
| | | | | | | | | | | | | 105 | H | Mercer | | 6 | 9 | | |
| | | | | | | | | | | | | 108 | H | Auburn | | 6 | 5 | | |
| | | | | | | | | | | | | 116 | A | UAB | | 3 | 4 | | |
| | | | | | | | | | | | | 116 | A | UAB | | 10 | 6 | | |
| | | | | | | | | | | | | 116 | A | UAB | | 1 | 2 | | |
| | | | | | | | | | | | | 126 | A | Ga. Southern | | 9 | 10 | | |
| | | | | | | | | | | | | 145 | H | Middle Tenn. | | 3 | 9 | | |
| | | | | | | | | | | | | 145 | H | Middle Tenn. | | 7 | 0 | | |
| | | | | | | | | | | | | 145 | H | Middle Tenn. | | 6 | 8 | | |
| | | | | | | | | | | | | 166 | H | Charlotte | | 8 | 12 | | |
| | | | | | | | | | | | | 211 | A | Tennessee Tech | | 9 | 24 | | |
| | | | | | | | | | | | | 211 | H | Tennessee Tech | | 5 | 6 | | |
| | | | | | | | | | | | | 224 | H | Lipscomb | | 4 | 0 | | |
| | | | | | | | | | | | | 224 | H | Lipscomb | | 9 | 11 | | |
| | | | | | | | | | | | | 224 | H | Lipscomb | | 10 | 1 | | |
| | | | | | | | | | | | | 236 | A | USC Upstate | | 14 | 9 | | |
| | | | | | | | | | | | | 236 | A | USC Upstate | | 8 | 6 | | |
| | | | | | | | | | | | | 236 | A | USC Upstate | | 6 | 5 | | |
| | | | | | | | | | | | | 237 | H | Towson | | 5 | 6 | | |
| | | | | | | | | | | | | 237 | H | Towson | | 6 | 7 | | |
| | | | | | | | | | | | | 237 | H | Towson | | 11 | 8 | | |
| | | | | | | | | | | | | 238 | H | Ohio | | 8 | 7 | | |
| | | | | | | | | | | | | 242 | H | NJIT | | 5 | 3 | | |
| | | | | | | | | | | | | 242 | H | NJIT | | 8 | 2 | | |
| | | | | | | | | | | | | 242 | H | NJIT | | 5 | 3 | | |
| LAST 15 GAMES | | | | | | | | | | | | | | | | | | | |
| | | | | | | 224 | H | Lipscomb | | 9 | 11 | 108 | H | Auburn | | 6 | 5 | | |
| | | | | | | 224 | H | Lipscomb | | 4 | 0 | 242 | H | NJIT | | 5 | 3 | | |
| | | | | | | 224 | H | Lipscomb | | 10 | 1 | 242 | H | NJIT | | 5 | 3 | | |
| | | | | | | 66 | A | Jacksonville St. | | 2 | 10 | 242 | H | NJIT | | 8 | 2 | | |
| | | | | | | 236 | A | USC Upstate | | 14 | 9 | 242 | H | NJIT | | 5 | 3 | | |

Non-Div. I Games:

Kennesaw St.

Kennesaw St.

| | | | | |
|-----|---|-------------|---|---|
| 236 | A | USC Upstate | 8 | 6 |
| 236 | A | USC Upstate | 6 | 5 |

Through Games Of April 24, 2016

| RPI | S | Opponent | Score | |
|-----|---|---------------|-------|---|
| 255 | H | Western Mich. | 7 | 4 |
| 256 | H | Purdue | 5 | 2 |

Kennesaw St.

K
e
n
n
e
s
a
w
S
t
.

K
e
n
n
e
s
a
w
S
t
.

| Average RPI Win: | | 123 | WON-LOST RECORD | | WINNING PCT. RANK | | LAST 15 GAMES | | STRENGTH OF SCHEDULE | | OPP. STRENGTH OF SCHEDULE | | TEAM RPI | | ADJ RPI | | CONF. RPI | | ADJ CONF. RPI | | | | |
|------------------|---|------------|-----------------|-----------|-------------------|---------------|----------------|------------|----------------------|------------|---------------------------|-----|-------------|-------------------|---------|----------|-----------|-----|---------------|--------------|--|----|----|
| DIV. I ONLY | | | 12-25-0 | | .32432 | 259 | 6-8-0 | | 35 | | 113 | | 185 | | .48275 | | 185 | 13 | | 13 | | | |
| DIV. I NON-CONF. | | | 7-15-0 | | .31818 | 247 | 3-3-0 | | 61 | | 69 | | 193 | | .47664 | | 193 | 10 | | 10 | | | |
| TOTALS | | RPI 1-25 | | RPI 26-50 | | | W-L RECORDS | | | RPI 51-100 | | | RPI 101-150 | | | RPI 150+ | | | | | | | |
| 12-25-0 | | 0-3-0 | | 1-4-0 | | | OVERALL | | | 4-7-0 | | | 5-8-0 | | | 2-3-0 | | | | | | | |
| 8-14-0 | | 0-0-0 | | 0-3-0 | | | HOME | | | 3-4-0 | | | 3-5-0 | | | 2-2-0 | | | | | | | |
| 4-10-0 | | 0-3-0 | | 1-1-0 | | | AWAY | | | 1-3-0 | | | 2-2-0 | | | 0-1-0 | | | | | | | |
| 0-1-0 | | 0-0-0 | | 0-0-0 | | | NEUTRAL | | | 0-0-0 | | | 0-1-0 | | | 0-0-0 | | | | | | | |
| 7-15-0 | | 0-3-0 | | 1-4-0 | | | NON-CONFERENCE | | | 1-1-0 | | | 3-5-0 | | | 2-2-0 | | | | | | | |
| 4-9-0 | | 0-0-0 | | 0-3-0 | | | HOME | | | 1-0-0 | | | 1-4-0 | | | 2-2-0 | | | | | | | |
| 3-5-0 | | 0-3-0 | | 1-0- | | | AWAY | | | 0-1-0 | | | 2-0-0 | | | 0-0-0 | | | | | | | |
| 0-1-0 | | 0-0-0 | | 0-0-0 | | | NEUTRAL | | | 0-0-0 | | | 0-1-0 | | | 0-0-0 | | | | | | | |
| 5-10-0 | | 0-0-0 | | 0-0-0 | | | CONFERENCE | | | 3-6-0 | | | 2-3-0 | | | 0-1-0 | | | | | | | |
| 4-5-0 | | 0-0-0 | | 0-0-0 | | | HOME | | | 2-4-0 | | | 2-1-0 | | | 0-0-0 | | | | | | | |
| 1-5-0 | | 0-0-0 | | 0-0-0 | | | AWAY | | | 1-2-0 | | | 0-2-0 | | | 0-1-0 | | | | | | | |
| 0-0-0 | | 0-0-0 | | 0-0-0 | | | NEUTRAL | | | 0-0-0 | | | 0-0-0 | | | 0-0-0 | | | | | | | |
| RPI | S | Opponent | | Score | | RPI | S | Opponent | | Score | | RPI | S | Opponent | | Score | | | | | | | |
| 15 | A | Texas Tech | | 1 | 3 | 31 | H | Arizona | | 3 | 7 | 59 | A | Cal St. Fullerton | | 1 | 8 | 101 | H | Oregon | | 2 | 8 |
| 15 | A | Texas Tech | | 2 | 7 | 35 | H | Bryant | | 2 | 10 | 60 | A | New Mexico | | 7 | 13 | 101 | H | Oregon | | 5 | 10 |
| 15 | A | Texas Tech | | 0 | 10 | 36 | H | Kentucky | | 0 | 6 | 60 | A | New Mexico | | 5 | 10 | 101 | H | Oregon | | 3 | 4 |
| | | | | | | 48 | A | Oregon St. | | 6 | 9 | 60 | A | New Mexico | | 10 | 9 | 120 | A | UC Irvine | | 4 | 2 |
| | | | | | | 48 | A | Oregon St. | | 6 | 5 | 60 | H | New Mexico | | 3 | 5 | 120 | H | UC Irvine | | 5 | 1 |
| | | | | | | | | | | | | 60 | H | New Mexico | | 2 | 4 | 124 | A | San Diego | | 7 | 3 |
| | | | | | | | | | | | | 60 | H | New Mexico | | 11 | 6 | 124 | H | San Diego | | 2 | 4 |
| | | | | | | | | | | | | 71 | H | Long Beach St. | | 6 | 5 | 124 | N | San Diego | | 6 | 9 |
| | | | | | | | | | | | | 80 | H | Fresno St. | | 5 | 10 | 140 | A | Nevada | | 5 | 6 |
| | | | | | | | | | | | | 80 | H | Fresno St. | | 2 | 3 | 140 | A | Nevada | | 2 | 3 |
| | | | | | | | | | | | | 80 | H | Fresno St. | | 5 | 4 | 143 | H | UNLV | | 6 | 7 |
| | | | | | | | | | | | | | | | | | | 143 | H | UNLV | | 9 | 7 |
| | | | | | | | | | | | | | | | | | | 143 | H | UNLV | | 4 | 2 |
| | | | | | | | | | | | | | | | | | | 170 | A | Air Force | | 13 | 17 |
| | | | | | | | | | | | | | | | | | | 198 | H | UC Riverside | | 2 | 3 |
| | | | | | | | | | | | | | | | | | | 251 | H | Northwestern | | 7 | 13 |
| | | | | | | | | | | | | | | | | | | 251 | H | Northwestern | | 11 | 6 |
| | | | | | | | | | | | | | | | | | | 251 | H | Northwestern | | 15 | 10 |
| | | | | | | LAST 15 GAMES | | | | | | | | | | | | | | | | | |
| | | | | | | 60 | A | New Mexico | | 10 | 9 | 124 | A | San Diego | | 7 | 3 | | | | | | |
| | | | | | | 60 | A | New Mexico | | 7 | 13 | 143 | H | UNLV | | 4 | 2 | | | | | | |
| | | | | | | 60 | A | New Mexico | | 5 | 10 | 143 | H | UNLV | | 9 | 7 | | | | | | |
| | | | | | | 120 | H | UC Irvine | | 5 | 1 | | | | | | | | | | | | |
| | | | | | | 15 | A | Texas Tech | | 2 | 7 | | | | | | | | | | | | |

Non-Div. I Games:

San Diego St.

| | | | | |
|----|---|------------|---|----|
| 15 | A | Texas Tech | 0 | 10 |
| 15 | A | Texas Tech | 1 | 3 |

S
a
n
D
i
e
g
o
s
t
.

S
a
n
D
i
e
g
o
s
t
.

| Average RPI Win: | 137 | WON-LOST RECORD | WINNING PCT. RANK | LAST 15 GAMES | STRENGTH OF SCHEDULE | OPP. STRENGTH OF SCHEDULE | TEAM RPI | ADJ RPI | CONF. RPI | ADJ CONF. RPI | | | |
|------------------|----------|-----------------|-------------------|----------------|----------------------|---------------------------|----------|-------------|-----------|---------------|-------|---------------------|------|
| DIV. I ONLY | | 13-23-0 | .36111 | 241 | 5-10-0 | 58 | 156 | 186 | .48263 | 186 | 3 | 3 | |
| DIV. I NON-CONF. | | 7-11-0 | .38889 | 217 | 0-1-0 | 142 | 277 | 226 | .46069 | 226 | 3 | 3 | |
| <hr/> | | | | | | | | | | | | | |
| TOTALS | RPI 1-25 | RPI 26-50 | | W-L RECORDS | | RPI 51-100 | | RPI 101-150 | | RPI 150+ | | | |
| 13-23-0 | 0-0-0 | 3-3-0 | | OVERALL | | 2-9-0 | | 1-2-0 | | 7-9-0 | | | |
| 8-10-0 | 0-0-0 | 2-1-0 | | HOME | | 1-3-0 | | 1-2-0 | | 4-4-0 | | | |
| 3-12-0 | 0-0-0 | 1-2-0 | | AWAY | | 1-6-0 | | 0-0-0 | | 1-4-0 | | | |
| 2-1-0 | 0-0-0 | 0-0-0 | | NEUTRAL | | 0-0-0 | | 0-0-0 | | 2-1-0 | | | |
| <hr/> | | | | | | | | | | | | | |
| 7-11-0 | 0-0-0 | 0-0-0 | | NON-CONFERENCE | | 0-2-0 | | 0-0-0 | | 7-9-0 | | | |
| 4-5-0 | 0-0-0 | 0-0-0 | | HOME | | 0-1-0 | | 0-0-0 | | 4-4-0 | | | |
| 1-5-0 | 0-0-0 | 0-0- | | AWAY | | 0-1-0 | | 0-0-0 | | 1-4-0 | | | |
| 2-1-0 | 0-0-0 | 0-0-0 | | NEUTRAL | | 0-0-0 | | 0-0-0 | | 2-1-0 | | | |
| <hr/> | | | | | | | | | | | | | |
| 6-12-0 | 0-0-0 | 3-3-0 | | CONFERENCE | | 2-7-0 | | 1-2-0 | | 0-0-0 | | | |
| 4-5-0 | 0-0-0 | 2-1-0 | | HOME | | 1-2-0 | | 1-2-0 | | 0-0-0 | | | |
| 2-7-0 | 0-0-0 | 1-2-0 | | AWAY | | 1-5-0 | | 0-0-0 | | 0-0-0 | | | |
| 0-0-0 | 0-0-0 | 0-0-0 | | NEUTRAL | | 0-0-0 | | 0-0-0 | | 0-0-0 | | | |
| <hr/> | | | | | | | | | | | | | |
| RPI | S | Opponent | Score | RPI | S | Opponent | Score | RPI | S | Opponent | Score | | |
| | | | | 31 | A | Arizona | 0 8 | 51 | A | Gonzaga | 0 8 | | |
| | | | | 31 | A | Arizona | 6 2 | 51 | H | Gonzaga | 4 7 | | |
| | | | | 31 | A | Arizona | 3 7 | 69 | A | UCLA | 2 11 | | |
| | | | | 48 | H | Oregon St. | 3 12 | 69 | A | UCLA | 2 5 | | |
| | | | | 48 | H | Oregon St. | 7 5 | 69 | A | UCLA | 5 6 | | |
| | | | | 48 | H | Oregon St. | 8 3 | 83 | H | Arizona St. | 3 18 | | |
| | | | | | | | | 83 | H | Arizona St. | 1 10 | | |
| | | | | | | | | 83 | H | Arizona St. | 9 3 | | |
| | | | | | | | | 86 | A | Stanford | 1 6 | | |
| | | | | | | | | 86 | A | Stanford | 5 2 | | |
| | | | | | | | | 86 | A | Stanford | 0 5 | | |
| | | | | | | | | | | 121 | H | Southern California | 2 4 |
| | | | | | | | | | | 121 | H | Southern California | 2 6 |
| | | | | | | | | | | 121 | H | Southern California | 9 2 |
| | | | | | | | | | | 152 | A | Texas St. | 9 8 |
| | | | | | | | | | | 152 | A | Texas St. | 6 7 |
| | | | | | | | | | | 152 | A | Texas St. | 2 6 |
| | | | | | | | | | | 152 | A | Texas St. | 1 10 |
| | | | | | | | | | | 156 | H | Utah Valley | 10 1 |
| | | | | | | | | | | 156 | H | Utah Valley | 0 8 |
| | | | | | | | | | | 156 | H | Utah Valley | 9 10 |
| | | | | | | | | | | 156 | H | Utah Valley | 6 10 |
| | | | | | | | | | | 187 | N | Houston Baptist | 5 9 |
| | | | | | | | | | | 187 | N | Houston Baptist | 3 2 |
| | | | | | | | | | | 190 | H | Northeastern | 8 1 |
| | | | | | | | | | | 190 | H | Northeastern | 7 2 |
| | | | | | | | | | | 190 | H | Northeastern | 4 1 |
| | | | | | | | | | | 190 | H | Northeastern | 3 5 |
| | | | | | | | | | | 274 | A | UTRGV | 1 3 |
| | | | | | | | | | | 296 | N | Prairie View | 14 3 |
| <hr/> | | | | | | | | | | | | | |
| LAST 15 GAMES | | | | | | | | | | | | | |
| | | | | 121 | H | Southern California | 9 2 | 31 | A | Arizona | 6 2 | | |
| | | | | 121 | H | Southern California | 2 6 | 31 | A | Arizona | 0 8 | | |
| | | | | 121 | H | Southern California | 2 4 | 51 | A | Gonzaga | 0 8 | | |
| | | | | 48 | H | Oregon St. | 8 3 | | | | | | |
| | | | | 48 | H | Oregon St. | 7 5 | | | | | | |

Non-Div. I Games:

Washington St.

| | | |
|-----------------|---|----|
| 48 H Oregon St. | 3 | 12 |
| 31 A Arizona | 3 | 7 |

W
a
s
h
i
n
g
t
o
n
s
t
.

W
a
s
h
i
n
g
t
o
n
s
t
.

[illegible]

Non-Div. I Games:

Houston Baptist

| | | | | |
|-----|---|--------------|---|----|
| 144 | H | SFA | 6 | 2 |
| 114 | A | UT Arlington | 0 | 10 |

| RPI | S | Opponent | Score | |
|-----|---|----------------|-------|---|
| 264 | H | Incarnate Word | 2 | 0 |
| 264 | H | Incarnate Word | 2 | 3 |
| 274 | A | UTRGV | 6 | 2 |
| 296 | H | Prairie View | 5 | 3 |

Houston Baptist

H
o
u
s
t
o
n
B
a
p
t
i
s
t

H
o
u
s
t
o
n
B
a
p
t
i
s
t

| Average RPI Win: 202 | | WON-LOST | WINNING | LAST 15 | STRENGTH OF | | OPP. STRENGTH | TEAM | ADJ | CONF. | ADJ CONF. |
|-----------------------|----------------|----------|-----------|-------------|----------------|-------|-------------------|-------|-------------|-------------------|-----------|
| Average RPI Loss: 134 | | RECORD | PCT. RANK | GAMES | SCHEDULE | | OF SCHEDULE | RPI | RPI | RPI | RPI |
| DIV. I ONLY | | 21-19-0 | .525 | 132 | 7-8-0 | | 190 | 179 | 188 | .48225 | 188 |
| DIV. I NON-CONF. | | 13-11-0 | .54167 | 126 | 1-2-0 | | 218 | 96 | 187 | .4805 | 187 |
| TOTALS | | RPI 1-25 | RPI 26-50 | | W-L RECORDS | | RPI 51-100 | | RPI 101-150 | | RPI 150+ |
| 21-19-0 | | 0-2-0 | 0-2-0 | | OVERALL | | 0-3-0 | | 2-2-0 | | 19-10-0 |
| 16-10-0 | | 0-0-0 | 0-1-0 | | HOME | | 0-1-0 | | 0-0-0 | | 16-8-0 |
| 5-7-0 | | 0-2-0 | 0-1-0 | | AWAY | | 0-1-0 | | 2-1-0 | | 3-2-0 |
| 0-2-0 | | 0-0-0 | 0-0-0 | | NEUTRAL | | 0-1-0 | | 0-1-0 | | 0-0-0 |
| 13-11-0 | | 0-2-0 | 0-2-0 | | NON-CONFERENCE | | 0-3-0 | | 0-0-0 | | 13-4-0 |
| 11-6-0 | | 0-0-0 | 0-1-0 | | HOME | | 0-1-0 | | 0-0-0 | | 11-4-0 |
| 2-4-0 | | 0-2-0 | 0-0- | | AWAY | | 0-1-0 | | 0-0-0 | | 2-0-0 |
| 0-1-0 | | 0-0-0 | 0-0-0 | | NEUTRAL | | 0-1-0 | | 0-0-0 | | 0-0-0 |
| 8-8-0 | | 0-0-0 | 0-0-0 | | CONFERENCE | | 0-0-0 | | 2-2-0 | | 6-6-0 |
| 5-4-0 | | 0-0-0 | 0-0-0 | | HOME | | 0-0-0 | | 0-0-0 | | 5-4-0 |
| 3-3-0 | | 0-0-0 | 0-0-0 | | AWAY | | 0-0-0 | | 2-1-0 | | 1-2-0 |
| 0-1-0 | | 0-0-0 | 0-0-0 | | NEUTRAL | | 0-0-0 | | 0-1-0 | | 0-0-0 |
| RPI S | Opponent | Score | RPI S | Opponent | Score | RPI S | Opponent | Score | RPI S | Opponent | Score |
| 3 A | South Carolina | 2 15 | 32 A | Wake Forest | 4 7 | 64 A | Duke | 2 9 | 118 A | Saint Joseph's | 1 10 |
| 16 A | North Carolina | 2 10 | 32 H | Wake Forest | 6 7 | 64 H | Duke | 3 13 | 118 A | Saint Joseph's | 8 7 |
| | | | | | | 98 N | Indiana St. | 1 7 | 118 A | Saint Joseph's | 3 0 |
| | | | | | | | | | 125 N | Rhode Island | 4 13 |
| | | | | | | | | | 155 H | Furman | 4 3 |
| | | | | | | | | | 155 H | Furman | 4 3 |
| | | | | | | | | | 155 H | Furman | 15 4 |
| | | | | | | | | | 159 A | Richmond | 3 4 |
| | | | | | | | | | 159 A | Richmond | 14 2 |
| | | | | | | | | | 159 A | Richmond | 7 8 |
| | | | | | | | | | 162 A | Campbell | 7 4 |
| | | | | | | | | | 170 H | Air Force | 4 9 |
| | | | | | | | | | 173 A | Winthrop | 12 10 |
| | | | | | | | | | 174 H | Georgetown | 9 3 |
| | | | | | | | | | 174 H | Georgetown | 3 5 |
| | | | | | | | | | 174 H | Georgetown | 12 8 |
| | | | | | | | | | 192 H | Fordham | 5 0 |
| | | | | | | | | | 192 H | Fordham | 3 9 |
| | | | | | | | | | 192 H | Fordham | 4 7 |
| | | | | | | | | | 193 H | James Madison | 6 7 |
| | | | | | | | | | 201 H | Marist | 4 3 |
| | | | | | | | | | 210 H | George Washington | 8 7 |
| | | | | | | | | | 210 H | George Washington | 7 4 |
| | | | | | | | | | 210 H | George Washington | 2 3 |
| | | | | | | | | | 258 H | Buffalo | 5 0 |
| | | | | | | | | | 261 H | Lafayette | 5 2 |
| | | | | | | | | | 261 H | Lafayette | 9 14 |
| LAST 15 GAMES | | | 192 H | Fordham | 4 7 | 64 H | Duke | 3 13 | 210 H | George Washington | 8 7 |
| | | | 192 H | Fordham | 3 9 | 210 H | George Washington | 8 7 | 210 H | George Washington | 2 3 |
| | | | 192 H | Fordham | 5 0 | 210 H | George Washington | 7 4 | 258 H | Buffalo | 5 0 |
| | | | 173 A | Winthrop | 12 10 | | | | 261 H | Lafayette | 5 2 |
| | | | 159 A | Richmond | 7 8 | | | | 261 H | Lafayette | 9 14 |

Non-Div. I Games:

Davidson

| | | | | |
|-----|---|----------|----|---|
| 159 | A | Richmond | 14 | 2 |
| 159 | A | Richmond | 3 | 4 |

| RPI | S | Opponent | Score | |
|-----|---|---------------|-------|---|
| 261 | H | Lafayette | 2 | 1 |
| 275 | H | Iona | 9 | 1 |
| 275 | H | Iona | 16 | 1 |
| 279 | H | Massachusetts | 1 | 7 |
| 279 | H | Massachusetts | 10 | 2 |
| 279 | H | Massachusetts | 5 | 4 |

Davidson

D
a
v
i
d
s
o
n

D
a
v
i
d
s
o
n

| Average RPI Win: | 196 | WON-LOST RECORD | WINNING PCT. RANK | LAST 15 GAMES | STRENGTH OF SCHEDULE | OPP. STRENGTH OF SCHEDULE | TEAM RPI | ADJ RPI | CONF. RPI | ADJ CONF. RPI | | |
|-------------------|----------|-----------------|-------------------|----------------|----------------------|---------------------------|----------|-------------|-----------|-----------------|-------|----|
| Average RPI Loss: | 152 | | | | | | | | | | | |
| DIV. I ONLY | | 17-19-0 | .47222 | 175 | 8-7-0 | 192 | 236 | 189 | .48218 | 189 | 20 | 20 |
| DIV. I NON-CONF. | | 12-9-0 | .57143 | 107 | 3-1-0 | 220 | 240 | 135 | .5085 | 135 | 20 | 20 |
| <hr/> | | | | | | | | | | | | |
| TOTALS | RPI 1-25 | RPI 26-50 | | W-L RECORDS | | RPI 51-100 | | RPI 101-150 | | RPI 150+ | | |
| 17-19-0 | 0-2-0 | 0-0-0 | | OVERALL | | 1-3-0 | | 4-3-0 | | 12-11-0 | | |
| 6-8-0 | 0-0-0 | 0-0-0 | | HOME | | 1-3-0 | | 2-1-0 | | 3-4-0 | | |
| 8-10-0 | 0-2-0 | 0-0-0 | | AWAY | | 0-0-0 | | 2-1-0 | | 6-7-0 | | |
| 3-1-0 | 0-0-0 | 0-0-0 | | NEUTRAL | | 0-0-0 | | 0-1-0 | | 3-0-0 | | |
| 12-9-0 | 0-2-0 | 0-0-0 | | NON-CONFERENCE | | 0-1-0 | | 2-2-0 | | 10-4-0 | | |
| 2-3-0 | 0-0-0 | 0-0-0 | | HOME | | 0-1-0 | | 0-0-0 | | 2-2-0 | | |
| 7-5-0 | 0-2-0 | 0-0- | | AWAY | | 0-0-0 | | 2-1-0 | | 5-2-0 | | |
| 3-1-0 | 0-0-0 | 0-0-0 | | NEUTRAL | | 0-0-0 | | 0-1-0 | | 3-0-0 | | |
| 5-10-0 | 0-0-0 | 0-0-0 | | CONFERENCE | | 1-2-0 | | 2-1-0 | | 2-7-0 | | |
| 4-5-0 | 0-0-0 | 0-0-0 | | HOME | | 1-2-0 | | 2-1-0 | | 1-2-0 | | |
| 1-5-0 | 0-0-0 | 0-0-0 | | AWAY | | 0-0-0 | | 0-0-0 | | 1-5-0 | | |
| 0-0-0 | 0-0-0 | 0-0-0 | | NEUTRAL | | 0-0-0 | | 0-0-0 | | 0-0-0 | | |
| RPI | S | Opponent | Score | RPI | S | Opponent | Score | RPI | S | Opponent | Score | |
| 13 | A | Mississippi St. | 2 4 | | | | | 137 | N | San Francisco | 1 8 | |
| 13 | A | Mississippi St. | 2 4 | | | | | 76 | H | Hartford | 0 6 | |
| | | | | | | | | 76 | H | Hartford | 3 4 | |
| | | | | | | | | 76 | H | Hartford | 6 5 | |
| | | | | | | | | 139 | H | Binghamton | 8 7 | |
| | | | | | | | | 139 | H | Binghamton | 0 5 | |
| | | | | | | | | 148 | A | Santa Clara | 4 3 | |
| | | | | | | | | 148 | A | Santa Clara | 1 7 | |
| | | | | | | | | 148 | A | Santa Clara | 3 0 | |
| | | | | | | | | 168 | A | Stony Brook | 2 1 | |
| | | | | | | | | 168 | A | Stony Brook | 3 5 | |
| | | | | | | | | 168 | A | Stony Brook | 0 5 | |
| | | | | | | | | 175 | A | Holy Cross | 5 2 | |
| | | | | | | | | 178 | A | Delaware | 2 4 | |
| | | | | | | | | 178 | A | Delaware | 5 3 | |
| | | | | | | | | 183 | H | Albany (NY) | 2 5 | |
| | | | | | | | | 183 | H | Albany (NY) | 2 4 | |
| | | | | | | | | 183 | H | Albany (NY) | 6 1 | |
| | | | | | | | | 201 | A | Marist | 3 6 | |
| | | | | | | | | 205 | A | UMBC | 3 4 | |
| | | | | | | | | 205 | A | UMBC | 5 10 | |
| | | | | | | | | 205 | A | UMBC | 0 1 | |
| | | | | | | | | 212 | N | Nicholls St. | 9 6 | |
| | | | | | | | | 212 | N | Nicholls St. | 11 2 | |
| | | | | | | | | 229 | A | Dartmouth | 11 6 | |
| | | | | | | | | 240 | A | Army West Point | 7 5 | |
| | | | | | | | | 260 | A | Brown | 9 8 | |
| | | | | | | | | 266 | H | NYIT | 1 7 | |
| | | | | | | | | 266 | H | NYIT | 8 0 | |
| LAST 15 GAMES | | | | | | | | | | | | |
| | | | | 183 | H | Albany (NY) | 2 4 | 168 | A | Stony Brook | 2 1 | |
| | | | | 183 | H | Albany (NY) | 6 1 | 229 | A | Dartmouth | 11 6 | |
| | | | | 183 | H | Albany (NY) | 2 5 | 139 | H | Binghamton | 8 7 | |
| | | | | 65 | H | UConn | 2 4 | | | | | |
| | | | | 260 | A | Brown | 9 8 | | | | | |

Non-Div. I Games:

UMass Lowell

| | | |
|-------------------|---|---|
| 168 A Stony Brook | 3 | 5 |
| 168 A Stony Brook | 0 | 5 |

| RPI | S | Opponent | Score | |
|-----|---|--------------|-------|---|
| 266 | H | NYIT | 2 | 8 |
| 266 | H | NYIT | 6 | 4 |
| 290 | N | Delaware St. | 3 | 0 |

| Average RPI Win: 176 | | WON-LOST | WINNING | LAST 15 | STRENGTH OF | | OPP. STRENGTH | TEAM | ADJ | CONF. | ADJ CONF. | | | | | | | | |
|-----------------------|-------|----------|---------------|----------------|----------------|-------|---------------|-------|-------------|---------|------------|----------------|-------|---|-----|---|-------------------|----|----|
| Average RPI Loss: 167 | | RECORD | PCT. RANK | GAMES | SCHEDULE | | OF SCHEDULE | RPI | RPI | RPI | RPI | | | | | | | | |
| DIV. I ONLY | | 19-19-0 | .5 | 142 | 0-1-0 | | 229 | 162 | 190 | .48161 | 190 | | | | | | | | |
| DIV. I NON-CONF. | | 12-12-0 | .5 | 145 | 0-1-0 | | 282 | 174 | 215 | .46525 | 215 | | | | | | | | |
| TOTALS | | RPI 1-25 | RPI 26-50 | | W-L RECORDS | | RPI 51-100 | | RPI 101-150 | | RPI 150+ | | | | | | | | |
| 19-19-0 | 0-0-0 | 2-1-0 | | OVERALL | | 0-1-0 | | 3-5-0 | | 14-12-0 | | | | | | | | | |
| 7-8-0 | 0-0-0 | 2-1-0 | | HOME | | 0-0-0 | | 0-3-0 | | 5-4-0 | | | | | | | | | |
| 10-9-0 | 0-0-0 | 0-0-0 | | AWAY | | 0-0-0 | | 3-2-0 | | 7-7-0 | | | | | | | | | |
| 2-2-0 | 0-0-0 | 0-0-0 | | NEUTRAL | | 0-1-0 | | 0-0-0 | | 2-1-0 | | | | | | | | | |
| 12-12-0 | 0-0-0 | 0-1-0 | | NON-CONFERENCE | | 0-1-0 | | 3-2-0 | | 9-8-0 | | | | | | | | | |
| 4-3-0 | 0-0-0 | 0-1-0 | | HOME | | 0-0-0 | | 0-0-0 | | 4-2-0 | | | | | | | | | |
| 6-7-0 | 0-0-0 | 0-0- | | AWAY | | 0-0-0 | | 3-2-0 | | 3-5-0 | | | | | | | | | |
| 2-2-0 | 0-0-0 | 0-0-0 | | NEUTRAL | | 0-1-0 | | 0-0-0 | | 2-1-0 | | | | | | | | | |
| 7-7-0 | 0-0-0 | 2-0-0 | | CONFERENCE | | 0-0-0 | | 0-3-0 | | 5-4-0 | | | | | | | | | |
| 3-5-0 | 0-0-0 | 2-0-0 | | HOME | | 0-0-0 | | 0-3-0 | | 1-2-0 | | | | | | | | | |
| 4-2-0 | 0-0-0 | 0-0-0 | | AWAY | | 0-0-0 | | 0-0-0 | | 4-2-0 | | | | | | | | | |
| 0-0-0 | 0-0-0 | 0-0-0 | | NEUTRAL | | 0-0-0 | | 0-0-0 | | 0-0-0 | | | | | | | | | |
| RPI | S | Opponent | Score | | RPI | S | Opponent | Score | | RPI | S | Opponent | Score | | | | | | |
| | | | 26 | H | UNCW | | 9 | 4 | | 52 | N | Boston College | 2 | 8 | 108 | A | Oklahoma | 3 | 2 |
| | | | 26 | H | UNCW | | 3 | 0 | | | | | | | 108 | A | Oklahoma | 4 | 10 |
| | | | 35 | H | Bryant | | 2 | 19 | | | | | | | 108 | A | Oklahoma | 5 | 3 |
| | | | | | | | | | | | | | | | 108 | A | Oklahoma | 4 | 13 |
| | | | | | | | | | | | | | | | 115 | H | William & Mary | 5 | 8 |
| | | | | | | | | | | | | | | | 115 | H | William & Mary | 0 | 3 |
| | | | | | | | | | | | | | | | 115 | H | William & Mary | 0 | 2 |
| | | | | | | | | | | | | | | | 125 | A | Rhode Island | 6 | 2 |
| | | | | | | | | | | | | | | | 178 | A | Delaware | 14 | 0 |
| | | | | | | | | | | | | | | | 178 | A | Delaware | 6 | 3 |
| | | | | | | | | | | | | | | | 178 | A | Delaware | 6 | 1 |
| | | | | | | | | | | | | | | | 186 | A | Washington St. | 1 | 4 |
| | | | | | | | | | | | | | | | 186 | A | Washington St. | 5 | 3 |
| | | | | | | | | | | | | | | | 186 | A | Washington St. | 2 | 7 |
| | | | | | | | | | | | | | | | 186 | A | Washington St. | 1 | 8 |
| | | | | | | | | | | | | | | | 193 | A | James Madison | 6 | 7 |
| | | | | | | | | | | | | | | | 193 | A | James Madison | 4 | 6 |
| | | | | | | | | | | | | | | | 193 | A | James Madison | 20 | 5 |
| | | | | | | | | | | | | | | | 197 | H | Elon | 2 | 3 |
| | | | | | | | | | | | | | | | 197 | H | Elon | 0 | 2 |
| | | | | | | | | | | | | | | | 197 | H | Elon | 6 | 3 |
| | | | LAST 15 GAMES | | | | | | | | | | | | 203 | A | Abilene Christian | 4 | 3 |
| | | | 52 | N | Boston College | 2 | 8 | | 178 | A | Delaware | 6 | 1 | | 203 | A | Abilene Christian | 0 | 1 |
| | | | 115 | H | William & Mary | 0 | 3 | | 219 | H | Quinnipiac | 12 | 9 | | 203 | A | Abilene Christian | 3 | 2 |
| | | | 115 | H | William & Mary | 5 | 8 | | 197 | H | Elon | 2 | 3 | | 203 | A | Abilene Christian | 3 | 4 |
| | | | 115 | H | William & Mary | 0 | 2 | | | | | | | | 219 | H | Quinnipiac | 12 | 9 |
| | | | 35 | H | Bryant | 2 | 19 | | | | | | | | 226 | H | Harvard | 3 | 2 |

Non-Div. I Games:

Northeastern

| | | | | |
|-----|---|----------|----|---|
| 178 | A | Delaware | 14 | 0 |
| 178 | A | Delaware | 6 | 3 |

| RPI | S | Opponent | Score | |
|-----|---|---------------|-------|---|
| 241 | N | Cornell | 6 | 0 |
| 241 | N | Cornell | 5 | 7 |
| 241 | N | Cornell | 11 | 0 |
| 258 | H | Buffalo | 3 | 6 |
| 258 | H | Buffalo | 8 | 4 |
| 258 | H | Buffalo | 1 | 0 |
| 279 | H | Massachusetts | 2 | 3 |

Northeastern

N
o
r
t
h
e
a
s
t
e
r
n

N
o
r
t
h
e
a
s
t
e
r
n

| Average RPI Win: | 211 | WON-LOST RECORD | WINNING PCT. RANK | LAST 15 GAMES | STRENGTH OF SCHEDULE | OPP. STRENGTH OF SCHEDULE | TEAM RPI | ADJ RPI | CONF. RPI | ADJ CONF. RPI | | | | |
|------------------|----------|-----------------|-------------------|----------------|----------------------|---------------------------|----------|-------------|-----------|---------------|----|----------------|-------|----|
| DIV. I ONLY | | 21-18-0 | .53846 | 118 | 10-5-0 | 267 | 228 | 191 | .48015 | 191 | 28 | 28 | | |
| DIV. I NON-CONF. | | 10-14-0 | .41667 | 197 | 2-1-0 | 104 | 219 | 138 | .50693 | 138 | 25 | 25 | | |
| <hr/> | | | | | | | | | | | | | | |
| TOTALS | RPI 1-25 | RPI 26-50 | | W-L RECORDS | | RPI 51-100 | | RPI 101-150 | | RPI 150+ | | | | |
| 21-18-0 | 0-4-0 | 0-0-0 | | OVERALL | | 1-0-0 | | 4-4-0 | | 16-10-0 | | | | |
| 8-3-0 | 0-0-0 | 0-0-0 | | HOME | | 0-0-0 | | 0-0-0 | | 8-3-0 | | | | |
| 11-9-0 | 0-0-0 | 0-0-0 | | AWAY | | 1-0-0 | | 4-4-0 | | 6-5-0 | | | | |
| 2-6-0 | 0-4-0 | 0-0-0 | | NEUTRAL | | 0-0-0 | | 0-0-0 | | 2-2-0 | | | | |
| 10-14-0 | 0-4-0 | 0-0-0 | | NON-CONFERENCE | | 1-0-0 | | 4-4-0 | | 5-6-0 | | | | |
| 1-1-0 | 0-0-0 | 0-0-0 | | HOME | | 0-0-0 | | 0-0-0 | | 1-1-0 | | | | |
| 7-7-0 | 0-0-0 | 0-0- | | AWAY | | 1-0-0 | | 4-4-0 | | 2-3-0 | | | | |
| 2-6-0 | 0-4-0 | 0-0-0 | | NEUTRAL | | 0-0-0 | | 0-0-0 | | 2-2-0 | | | | |
| 11-4-0 | 0-0-0 | 0-0-0 | | CONFERENCE | | 0-0-0 | | 0-0-0 | | 11-4-0 | | | | |
| 7-2-0 | 0-0-0 | 0-0-0 | | HOME | | 0-0-0 | | 0-0-0 | | 7-2-0 | | | | |
| 4-2-0 | 0-0-0 | 0-0-0 | | AWAY | | 0-0-0 | | 0-0-0 | | 4-2-0 | | | | |
| 0-0-0 | 0-0-0 | 0-0-0 | | NEUTRAL | | 0-0-0 | | 0-0-0 | | 0-0-0 | | | | |
| RPI | S | Opponent | Score | | RPI | S | Opponent | Score | | RPI | S | Opponent | Score | |
| 23 | N | Michigan | 0 | 9 | | | | | | 84 | A | Kent St. | 5 | 4 |
| 23 | N | Michigan | 3 | 9 | | | | | | 118 | A | Saint Joseph's | 4 | 3 |
| 23 | N | Michigan | 2 | 6 | | | | | | 118 | A | Saint Joseph's | 2 | 1 |
| 23 | N | Michigan | 0 | 3 | | | | | | 119 | A | West Virginia | 7 | 5 |
| | | | | | | | | | | 119 | A | West Virginia | 9 | 0 |
| | | | | | | | | | | 123 | A | Cincinnati | 1 | 4 |
| | | | | | | | | | | 123 | A | Cincinnati | 1 | 6 |
| | | | | | | | | | | 123 | A | Cincinnati | 6 | 7 |
| | | | | | | | | | | 123 | A | Cincinnati | 7 | 8 |
| | | | | | | | | | | 162 | A | Campbell | 4 | 12 |
| | | | | | | | | | | 162 | A | Campbell | 2 | 7 |
| | | | | | | | | | | 162 | A | Campbell | 7 | 4 |
| | | | | | | | | | | 192 | N | Fordham | 5 | 8 |
| | | | | | | | | | | 192 | N | Fordham | 5 | 4 |
| | | | | | | | | | | 192 | N | Fordham | 5 | 4 |
| | | | | | | | | | | 192 | N | Fordham | 2 | 5 |
| | | | | | | | | | | 214 | A | Manhattan | 3 | 4 |
| | | | | | | | | | | 214 | A | Manhattan | 4 | 2 |
| | | | | | | | | | | 214 | A | Manhattan | 3 | 0 |
| | | | | | | | | | | 220 | A | Rider | 3 | 5 |
| | | | | | | | | | | 220 | A | Rider | 15 | 5 |
| | | | | | | | | | | 220 | A | Rider | 1 | 0 |
| | | | | | LAST 15 GAMES | | | | | 243 | H | Siena | 16 | 4 |
| | | | | | 275 | H | Iona | 10 | 0 | 258 | H | Buffalo | 4 | 5 |
| | | | | | 275 | H | Iona | 7 | 6 | 214 | A | Manhattan | 3 | 4 |
| | | | | | 275 | H | Iona | 10 | 0 | 214 | A | Manhattan | 3 | 0 |
| | | | | | 258 | A | Buffalo | 3 | 1 | 258 | A | Buffalo | 3 | 1 |
| | | | | | 220 | A | Rider | 15 | 5 | 258 | H | Buffalo | 4 | 5 |
| | | | | | | | | | | 258 | H | Buffalo | 9 | 5 |

Non-Div. I Games:

Canisius

| | | |
|-------------|---|---|
| 220 A Rider | 1 | 0 |
| 220 A Rider | 3 | 5 |

| RPI | S | Opponent | Score | |
|-----|---|---------------|-------|---|
| 275 | H | Iona | 10 | 0 |
| 275 | H | Iona | 10 | 0 |
| 275 | H | Iona | 7 | 6 |
| 281 | A | La Salle | 3 | 4 |
| 295 | H | Saint Peter's | 9 | 0 |
| 295 | H | Saint Peter's | 8 | 7 |
| 295 | H | Saint Peter's | 11 | 7 |

Canisius

C
a
n
i
s
i
u
s

C
a
n
i
s
i
u
s

| Average RPI Win: 209 | | WON-LOST | WINNING | LAST 15 | STRENGTH OF | | OPP. STRENGTH | TEAM | ADJ | | CONF. | ADJ CONF. | | | |
|-----------------------|-----------|----------|-----------|---------------|----------------|-------|---------------|---------------|--------------|-------|----------|---------------|--------------|-------|---|
| Average RPI Loss: 169 | | RECORD | PCT. RANK | GAMES | SCHEDULE | | OF SCHEDULE | RPI | RPI | | RPI | RPI | | | |
| DIV. I ONLY | | 22-20-0 | .52381 | 133 | 8-7-0 | | 241 | 226 | 192 | | .47987 | 192 | | | |
| DIV. I NON-CONF. | | 14-16-0 | .46667 | 169 | 2-3-0 | | 261 | 244 | 221 | | .46286 | 221 | | | |
| TOTALS | | RPI 1-25 | RPI 26-50 | | W-L RECORDS | | RPI 51-100 | | RPI 101-150 | | RPI 150+ | | | | |
| 22-20-0 | | 0-3-0 | 0-0-0 | | OVERALL | | 0-2-0 | | 2-2-0 | | 20-13-0 | | | | |
| 9-7-0 | | 0-0-0 | 0-0-0 | | HOME | | 0-0-0 | | 2-1-0 | | 7-6-0 | | | | |
| 11-9-0 | | 0-3-0 | 0-0-0 | | AWAY | | 0-1-0 | | 0-1-0 | | 11-4-0 | | | | |
| 2-4-0 | | 0-0-0 | 0-0-0 | | NEUTRAL | | 0-1-0 | | 0-0-0 | | 2-3-0 | | | | |
| 14-16-0 | | 0-3-0 | 0-0-0 | | NON-CONFERENCE | | 0-2-0 | | 0-1-0 | | 14-10-0 | | | | |
| 5-5-0 | | 0-0-0 | 0-0-0 | | HOME | | 0-0-0 | | 0-0-0 | | 5-5-0 | | | | |
| 7-7-0 | | 0-3-0 | 0-0- | | AWAY | | 0-1-0 | | 0-1-0 | | 7-2-0 | | | | |
| 2-4-0 | | 0-0-0 | 0-0-0 | | NEUTRAL | | 0-1-0 | | 0-0-0 | | 2-3-0 | | | | |
| 8-4-0 | | 0-0-0 | 0-0-0 | | CONFERENCE | | 0-0-0 | | 2-1-0 | | 6-3-0 | | | | |
| 4-2-0 | | 0-0-0 | 0-0-0 | | HOME | | 0-0-0 | | 2-1-0 | | 2-1-0 | | | | |
| 4-2-0 | | 0-0-0 | 0-0-0 | | AWAY | | 0-0-0 | | 0-0-0 | | 4-2-0 | | | | |
| 0-0-0 | | 0-0-0 | 0-0-0 | | NEUTRAL | | 0-0-0 | | 0-0-0 | | 0-0-0 | | | | |
| RPI S | Opponent | Score | | RPI S | Opponent | Score | | RPI S | Opponent | Score | | RPI S | Opponent | Score | |
| 14 A | LSU | 1 | 12 | | | | | 68 A | Rutgers | 0 | 5 | 125 H | Rhode Island | 4 | 2 |
| 14 A | LSU | 1 | 15 | | | | | 72 N | Michigan St. | 2 | 7 | 125 H | Rhode Island | 8 | 0 |
| 14 A | LSU | 7 | 10 | | | | | | | | | 125 H | Rhode Island | 1 | 3 |
| | | | | | | | | | | | | 130 A | Sacred Heart | 1 | 2 |
| | | | | | | | | | | | | 155 A | Furman | 5 | 2 |
| | | | | | | | | | | | | 159 H | Richmond | 6 | 7 |
| | | | | | | | | | | | | 159 H | Richmond | 1 | 0 |
| | | | | | | | | | | | | 159 H | Richmond | 7 | 3 |
| | | | | | | | | | | | | 163 N | Presbyterian | 1 | 7 |
| | | | | | | | | | | | | 168 H | Stony Brook | 6 | 1 |
| | | | | | | | | | | | | 183 A | Albany (NY) | 9 | 3 |
| | | | | | | | | | | | | 188 A | Davidson | 9 | 3 |
| | | | | | | | | | | | | 188 A | Davidson | 7 | 4 |
| | | | | | | | | | | | | 188 A | Davidson | 0 | 5 |
| | | | | | | | | | | | | 191 N | Canisius | 5 | 2 |
| | | | | | | | | | | | | 191 N | Canisius | 4 | 5 |
| | | | | | | | | | | | | 191 N | Canisius | 8 | 5 |
| | | | | | | | | | | | | 191 N | Canisius | 4 | 5 |
| | | | | | | | | | | | | 202 H | Fairfield | 5 | 8 |
| | | | | | | | | | | | | 208 A | Columbia | 4 | 1 |
| | | | | | | | | | | | | 214 H | Manhattan | 12 | 3 |
| | | | | | | | | | | | | 230 A | Hofstra | 7 | 6 |
| | | | | | | | | | | | | 242 A | NJIT | 2 | 3 |
| | | | | | | | | | | | | 242 A | NJIT | 10 | 4 |
| | | | | | | | | | | | | 242 H | NJIT | 3 | 1 |
| | | | | | | | | | | | | 242 H | NJIT | 2 | 0 |
| | | | | | | | | | | | | 243 H | Siena | 2 | 4 |
| LAST 15 GAMES | | | | LAST 15 GAMES | | | | LAST 15 GAMES | | | | LAST 15 GAMES | | | |
| 188 A | Davidson | 7 | 4 | 125 H | Rhode Island | 1 | 3 | 242 A | NJIT | 2 | 3 | 242 A | NJIT | 10 | 4 |
| 188 A | Davidson | 9 | 3 | 243 H | Siena | 2 | 4 | 242 H | NJIT | 3 | 1 | 242 H | NJIT | 2 | 0 |
| 188 A | Davidson | 0 | 5 | 275 H | Iona | 19 | 2 | 242 H | NJIT | 2 | 0 | 243 H | Siena | 2 | 4 |
| 208 A | Columbia | 4 | 1 | | | | | | | | | | | | |
| 202 H | Fairfield | 5 | 8 | | | | | | | | | | | | |

Non-Div. I Games:

Fordham

| | | | | |
|-----|---|--------------|---|---|
| 125 | H | Rhode Island | 4 | 2 |
| 125 | H | Rhode Island | 8 | 0 |

| RPI | S | Opponent | Score | |
|-----|---|---------------|-------|----|
| 246 | H | Villanova | 3 | 11 |
| 266 | A | NYIT | 4 | 5 |
| 275 | H | Iona | 19 | 2 |
| 278 | A | Wagner | 4 | 3 |
| 278 | A | Wagner | 6 | 5 |
| 278 | H | Wagner | 0 | 2 |
| 281 | A | La Salle | 9 | 0 |
| 281 | A | La Salle | 4 | 16 |
| 281 | A | La Salle | 6 | 2 |
| 295 | H | Saint Peter's | 0 | 2 |

Fordham

F
o
r
d
h
a
m

F
o
r
d
h
a
m

| Average RPI Win: | | 191 | WON-LOST RECORD | | WINNING PCT. RANK | | LAST 15 GAMES | | STRENGTH OF SCHEDULE | | OPP. STRENGTH OF SCHEDULE | | TEAM RPI | | ADJ RPI | | CONF. RPI | | ADJ CONF. RPI | | | | |
|-------------------|---|----------|-----------------|-----------|-------------------|--------------------|----------------|----------|----------------------|------------|---------------------------|--------|-------------|--------------------|---------|----------|-----------|-----|---------------|-------------------|--|-------|----|
| Average RPI Loss: | | 153 | | | | | | | | | | | | | | | | | | | | | |
| DIV. I ONLY | | | 17-23-0 | | .425 | 206 | 6-9-0 | | 157 | | 219 | | 193 | | .47839 | | 193 | 15 | | 15 | | | |
| DIV. I NON-CONF. | | | 10-15-0 | | .4 | 206 | 1-2-0 | | 163 | | 260 | | 211 | | .46635 | | 211 | 15 | | 15 | | | |
| TOTALS | | RPI 1-25 | | RPI 26-50 | | | W-L RECORDS | | | RPI 51-100 | | | RPI 101-150 | | | RPI 150+ | | | | | | | |
| 17-23-0 | | 0-3-0 | | 0-1-0 | | | OVERALL | | | 2-2-0 | | | 1-5-0 | | | 14-12-0 | | | | | | | |
| 10-8-0 | | 0-0-0 | | 0-0-0 | | | HOME | | | 0-0-0 | | | 1-2-0 | | | 9-6-0 | | | | | | | |
| 7-15-0 | | 0-3-0 | | 0-1-0 | | | AWAY | | | 2-2-0 | | | 0-3-0 | | | 5-6-0 | | | | | | | |
| 0-0-0 | | 0-0-0 | | 0-0-0 | | | NEUTRAL | | | 0-0-0 | | | 0-0-0 | | | 0-0-0 | | | | | | | |
| 10-15-0 | | 0-3-0 | | 0-1-0 | | | NON-CONFERENCE | | | 0-1-0 | | | 0-3-0 | | | 10-7-0 | | | | | | | |
| 7-5-0 | | 0-0-0 | | 0-0-0 | | | HOME | | | 0-0-0 | | | 0-0-0 | | | 7-5-0 | | | | | | | |
| 3-10-0 | | 0-3-0 | | 0-0- | | | AWAY | | | 0-1-0 | | | 0-3-0 | | | 3-2-0 | | | | | | | |
| 0-0-0 | | 0-0-0 | | 0-0-0 | | | NEUTRAL | | | 0-0-0 | | | 0-0-0 | | | 0-0-0 | | | | | | | |
| 7-8-0 | | 0-0-0 | | 0-0-0 | | | CONFERENCE | | | 2-1-0 | | | 1-2-0 | | | 4-5-0 | | | | | | | |
| 3-3-0 | | 0-0-0 | | 0-0-0 | | | HOME | | | 0-0-0 | | | 1-2-0 | | | 2-1-0 | | | | | | | |
| 4-5-0 | | 0-0-0 | | 0-0-0 | | | AWAY | | | 2-1-0 | | | 0-0-0 | | | 2-4-0 | | | | | | | |
| 0-0-0 | | 0-0-0 | | 0-0-0 | | | NEUTRAL | | | 0-0-0 | | | 0-0-0 | | | 0-0-0 | | | | | | | |
| RPI | S | Opponent | | Score | | RPI | S | Opponent | | Score | | RPI | S | Opponent | | Score | | RPI | S | Opponent | | Score | |
| 10 | A | Clemson | | 1 | 6 | 29 | A | Virginia | | 6 | 15 | 53 | A | Col. of Charleston | | 9 | 3 | 115 | H | William & Mary | | 0 | 2 |
| 10 | A | Clemson | | 2 | 11 | | | | | | | 53 | A | Col. of Charleston | | 3 | 1 | 115 | H | William & Mary | | 8 | 5 |
| 10 | A | Clemson | | 1 | 10 | | | | | | | 53 | A | Col. of Charleston | | 5 | 7 | 115 | H | William & Mary | | 4 | 11 |
| | | | | | | | | | | | | 57 | A | Maryland | | 2 | 5 | 133 | A | Gardner-Webb | | 2 | 8 |
| | | | | | | | | | | | | | | | | | | 133 | A | Gardner-Webb | | 4 | 5 |
| | | | | | | | | | | | | | | | | | | 133 | A | Gardner-Webb | | 6 | 7 |
| | | | | | | | | | | | | | | | | | | 157 | H | Monmouth | | 10 | 11 |
| | | | | | | | | | | | | | | | | | | 159 | A | Richmond | | 1 | 8 |
| | | | | | | | | | | | | | | | | | | 178 | A | Delaware | | 14 | 12 |
| | | | | | | | | | | | | | | | | | | 178 | A | Delaware | | 7 | 3 |
| | | | | | | | | | | | | | | | | | | 178 | A | Delaware | | 6 | 16 |
| | | | | | | | | | | | | | | | | | | 188 | A | Davidson | | 7 | 6 |
| | | | | | | | | | | | | | | | | | | 190 | H | Northeastern | | 5 | 20 |
| | | | | | | | | | | | | | | | | | | 190 | H | Northeastern | | 7 | 6 |
| | | | | | | | | | | | | | | | | | | 190 | H | Northeastern | | 6 | 4 |
| | | | | | | | | | | | | | | | | | | 205 | H | UMBC | | 13 | 5 |
| | | | | | | | | | | | | | | | | | | 205 | H | UMBC | | 11 | 13 |
| | | | | | | | | | | | | | | | | | | 205 | H | UMBC | | 12 | 7 |
| | | | | | | | | | | | | | | | | | | 210 | A | George Washington | | 2 | 1 |
| | | | | | | | | | | | | | | | | | | 232 | H | St. Bonaventure | | 7 | 5 |
| | | | | | | | | | | | | | | | | | | 232 | H | St. Bonaventure | | 4 | 1 |
| | | | | | | | | | | | | | | | | | | 233 | A | VMI | | 12 | 8 |
| | | | | | | | | | | | | | | | | | | 233 | H | VMI | | 11 | 10 |
| | | | | | | | | | | | | | | | | | | 237 | A | Towson | | 4 | 8 |
| | | | | | | | | | | | | | | | | | | 237 | A | Towson | | 2 | 3 |
| | | | | | | | | | | | | | | | | | | 237 | A | Towson | | 4 | 6 |
| | | | | | | | | | | | | | | | | | | 277 | H | Bucknell | | 2 | 4 |
| LAST 15 GAMES | | | | | | | | | | | | | | | | | | | | | | | |
| | | | | 53 | A | Col. of Charleston | | 3 | 1 | 233 | H | VMI | | 11 | 10 | | | | | | | | |
| | | | | 53 | A | Col. of Charleston | | 5 | 7 | 237 | A | Towson | | 4 | 8 | | | 237 | A | Towson | | 4 | 8 |
| | | | | 53 | A | Col. of Charleston | | 9 | 3 | 237 | A | Towson | | 2 | 3 | | | 237 | A | Towson | | 2 | 3 |
| | | | | 283 | A | George Mason | | 5 | 6 | | | | | | | | | 237 | A | Towson | | 4 | 6 |
| | | | | 115 | H | William & Mary | | 0 | 2 | | | | | | | | | 277 | H | Bucknell | | 2 | 4 |

Non-Div. I Games:

James Madison

| | | | | |
|-----|---|----------------|---|----|
| 115 | H | William & Mary | 4 | 11 |
| 115 | H | William & Mary | 8 | 5 |

| RPI | S | Opponent | Score | |
|-----|---|--------------|-------|----|
| 277 | H | Bucknell | 9 | 3 |
| 277 | H | Bucknell | 7 | 6 |
| 277 | H | Bucknell | 1 | 9 |
| 283 | A | George Mason | 5 | 6 |
| 283 | H | George Mason | 5 | 16 |

James Madison

J
a
m
e
s
M
a
d
i
s
o
n

J
a
m
e
s
M
a
d
i
s
o
n

| Average RPI Win: 178 | | WON-LOST | WINNING | LAST 15 | STRENGTH OF | | OPP. STRENGTH | TEAM | ADJ | CONF. | ADJ CONF. |
|----------------------|-------|----------|-----------------|----------------|-------------|-------------------|---------------|--------|----------------------|--------|-----------|
| Average RPI Loss: 89 | | RECORD | PCT. RANK | GAMES | SCHEDULE | | OF SCHEDULE | RPI | RPI | RPI | RPI |
| DIV. I ONLY | | 14-22-0 | .38889 | 223 | 5-9-0 | | 112 | 103 | 194 | .47806 | 194 |
| DIV. I NON-CONF. | | 11-14-0 | .44 | 183 | 3-3-0 | | 138 | 152 | 189 | .4799 | 189 |
| TOTALS | | RPI 1-25 | RPI 26-50 | | W-L RECORDS | | RPI 51-100 | | RPI 101-150 | | RPI 150+ |
| 14-22-0 | 1-2-0 | 0-5-0 | | OVERALL | | 1-4-0 | | 4-10-0 | | 8-1-0 | |
| 10-8-0 | 1-2-0 | 0-3-0 | | HOME | | 1-0-0 | | 0-2-0 | | 8-1-0 | |
| 3-11-0 | 0-0-0 | 0-0-0 | | AWAY | | 0-4-0 | | 3-7-0 | | 0-0-0 | |
| 1-3-0 | 0-0-0 | 0-2-0 | | NEUTRAL | | 0-0-0 | | 1-1-0 | | 0-0-0 | |
| 11-14-0 | 0-0-0 | 0-5-0 | | NON-CONFERENCE | | 1-4-0 | | 2-4-0 | | 8-1-0 | |
| 9-4-0 | 0-0-0 | 0-3-0 | | HOME | | 1-0-0 | | 0-0-0 | | 8-1-0 | |
| 1-7-0 | 0-0-0 | 0-0- | | AWAY | | 0-4-0 | | 1-3-0 | | 0-0-0 | |
| 1-3-0 | 0-0-0 | 0-2-0 | | NEUTRAL | | 0-0-0 | | 1-1-0 | | 0-0-0 | |
| 3-8-0 | 1-2-0 | 0-0-0 | | CONFERENCE | | 0-0-0 | | 2-6-0 | | 0-0-0 | |
| 1-4-0 | 1-2-0 | 0-0-0 | | HOME | | 0-0-0 | | 0-2-0 | | 0-0-0 | |
| 2-4-0 | 0-0-0 | 0-0-0 | | AWAY | | 0-0-0 | | 2-4-0 | | 0-0-0 | |
| 0-0-0 | 0-0-0 | 0-0-0 | | NEUTRAL | | 0-0-0 | | 0-0-0 | | 0-0-0 | |
| RPI S Opponent | Score | | RPI S Opponent | Score | | RPI S Opponent | Score | | RPI S Opponent | Score | |
| 21 H TCU | 4 | 3 | 43 H BYU | 10 | 11 | 86 A Stanford | 0 | 2 | 103 A Little Rock | 2 | 4 |
| 21 H TCU | 6 | 14 | 43 H BYU | 2 | 8 | 86 A Stanford | 4 | 10 | 104 A Texas | 2 | 12 |
| 21 H TCU | 0 | 8 | 43 H BYU | 6 | 7 | 86 A Stanford | 2 | 6 | 104 A Texas | 11 | 5 |
| | | | 48 N Oregon St. | 1 | 3 | 89 A Missouri St. | 11 | 18 | 104 A Texas | 6 | 8 |
| | | | 48 N Oregon St. | 3 | 9 | 89 H Missouri St. | 2 | 1 | 106 A Samford | 9 | 13 |
| | | | | | | | | | 106 A Samford | 2 | 3 |
| | | | | | | | | | 106 A Samford | 9 | 5 |
| | | | | | | | | | 119 H West Virginia | 6 | 11 |
| | | | | | | | | | 119 H West Virginia | 0 | 1 |
| | | | | | | | | | 127 A Baylor | 6 | 1 |
| | | | | | | | | | 127 A Baylor | 1 | 2 |
| | | | | | | | | | 127 A Baylor | 2 | 5 |
| | | | | | | | | | 133 N Utah | 1 | 15 |
| | | | | | | | | | 133 N Utah | 8 | 4 |
| | | | | | | | | | 164 H Wichita St. | 9 | 3 |
| | | | | | | | | | 204 H Murray St. | 14 | 8 |
| | | | | | | | | | 204 H Murray St. | 9 | 14 |
| | | | | | | | | | 207 H Omaha | 7 | 6 |
| | | | | | | | | | 249 H North Dakota | 7 | 0 |
| | | | | | | | | | 256 H Purdue | 8 | 1 |
| | | | | | | | | | 269 H Saint Louis | 5 | 3 |
| | | | | | | | | | 282 H Northern Colo. | 2 | 1 |
| | | | | | | | | | 282 H Northern Colo. | 5 | 4 |
| LAST 15 GAMES | | | LAST 15 GAMES | | | LAST 15 GAMES | | | LAST 15 GAMES | | |
| 106 A Samford | 9 | 5 | 207 H Omaha | 7 | 6 | 21 H TCU | 6 | 14 | | | |
| 106 A Samford | 9 | 13 | | | | 21 H TCU | 0 | 8 | | | |
| 106 A Samford | 2 | 3 | | | | | | | | | |
| 164 H Wichita St. | 9 | 3 | | | | | | | | | |
| 104 A Texas | 2 | 12 | | | | | | | | | |

Non-Div. I Games:

Baker

6 1

Baker

19 2

Benedictine (KS)

19 7

Kansas

| | | |
|-------------|----|---|
| 104 A Texas | 6 | 8 |
| 104 A Texas | 11 | 5 |

K
a
n
s
a
s

K
a
n
s
a
s

| Average RPI Win: 208 | | WON-LOST | WINNING | LAST 15 | STRENGTH OF | | OPP. STRENGTH | TEAM | ADJ | CONF. | ADJ CONF. |
|-----------------------|------------|----------|---------------|------------|----------------|-------|---------------|-------|-------------|----------------|-----------|
| Average RPI Loss: 124 | | RECORD | PCT. RANK | GAMES | SCHEDULE | | OF SCHEDULE | RPI | RPI | RPI | RPI |
| DIV. I ONLY | | 16-21-0 | .43243 | 204 | 8-7-0 | | 218 | 216 | 195 | .47651 | 195 |
| DIV. I NON-CONF. | | 7-15-0 | .31818 | 247 | 1-2-0 | | 195 | 210 | 205 | .46876 | 205 |
| TOTALS | | RPI 1-25 | RPI 26-50 | | W-L RECORDS | | RPI 51-100 | | RPI 101-150 | | RPI 150+ |
| 16-21-0 | | 0-7-0 | 0-1-0 | | OVERALL | | 1-1-0 | | 3-4-0 | | 12-8-0 |
| 7-4-0 | | 0-0-0 | 0-0-0 | | HOME | | 1-1-0 | | 2-1-0 | | 4-2-0 |
| 9-17-0 | | 0-7-0 | 0-1-0 | | AWAY | | 0-0-0 | | 1-3-0 | | 8-6-0 |
| 0-0-0 | | 0-0-0 | 0-0-0 | | NEUTRAL | | 0-0-0 | | 0-0-0 | | 0-0-0 |
| 7-15-0 | | 0-7-0 | 0-1-0 | | NON-CONFERENCE | | 0-0-0 | | 1-3-0 | | 6-4-0 |
| 2-1-0 | | 0-0-0 | 0-0-0 | | HOME | | 0-0-0 | | 0-0-0 | | 2-1-0 |
| 5-14-0 | | 0-7-0 | 0-0- | | AWAY | | 0-0-0 | | 1-3-0 | | 4-3-0 |
| 0-0-0 | | 0-0-0 | 0-0-0 | | NEUTRAL | | 0-0-0 | | 0-0-0 | | 0-0-0 |
| 9-6-0 | | 0-0-0 | 0-0-0 | | CONFERENCE | | 1-1-0 | | 2-1-0 | | 6-4-0 |
| 5-3-0 | | 0-0-0 | 0-0-0 | | HOME | | 1-1-0 | | 2-1-0 | | 2-1-0 |
| 4-3-0 | | 0-0-0 | 0-0-0 | | AWAY | | 0-0-0 | | 0-0-0 | | 4-3-0 |
| 0-0-0 | | 0-0-0 | 0-0-0 | | NEUTRAL | | 0-0-0 | | 0-0-0 | | 0-0-0 |
| RPI S | Opponent | Score | RPI S | Opponent | Score | RPI S | Opponent | Score | RPI S | Opponent | Score |
| 17 A | Vanderbilt | 8 20 | 45 A | Notre Dame | 5 9 | 77 H | Valparaiso | 5 3 | 102 A | Missouri | 5 13 |
| 17 A | Vanderbilt | 5 6 | | | | 77 H | Valparaiso | 2 5 | 102 A | Missouri | 4 7 |
| 17 A | Vanderbilt | 0 9 | | | | | | | 102 A | Missouri | 5 10 |
| 23 A | Michigan | 0 5 | | | | | | | 102 A | Missouri | 4 2 |
| 23 A | Michigan | 4 10 | | | | | | | 135 H | Oakland | 3 0 |
| 23 A | Michigan | 4 5 | | | | | | | 135 H | Oakland | 6 0 |
| 23 A | Michigan | 2 10 | | | | | | | 135 H | Oakland | 4 5 |
| | | | | | | | | | 160 A | Milwaukee | 1 5 |
| | | | | | | | | | 160 A | Milwaukee | 3 2 |
| | | | | | | | | | 160 H | Milwaukee | 2 7 |
| | | | | | | | | | 160 H | Milwaukee | 6 5 |
| | | | | | | | | | 160 H | Milwaukee | 10 3 |
| | | | | | | | | | 225 H | Northern Ill. | 2 5 |
| | | | | | | | | | 245 A | Youngstown St. | 15 1 |
| | | | | | | | | | 245 A | Youngstown St. | 1 9 |
| | | | | | | | | | 248 A | Northern Ky. | 6 12 |
| | | | | | | | | | 248 A | Northern Ky. | 4 1 |
| | | | | | | | | | 248 A | Northern Ky. | 6 3 |
| | | | | | | | | | 251 A | Northwestern | 7 0 |
| | | | | | | | | | 251 H | Northwestern | 11 2 |
| | | | | | | | | | 286 A | Texas Southern | 22 8 |
| | | | | | | | | | 286 A | Texas Southern | 22 5 |
| | | | | | | | | | 286 A | Texas Southern | 17 3 |
| | | | | | | | | | 286 A | Texas Southern | 5 8 |
| | | | | | | | | | 290 A | Chicago St. | 3 6 |
| | | | | | | | | | 290 A | Chicago St. | 1 3 |
| | | | | | | | | | 290 H | Chicago St. | 5 0 |
| | | | LAST 15 GAMES | | | | | | | | |
| | | | 160 A | Milwaukee | 3 2 | 225 H | Northern Ill. | 2 5 | | | |
| | | | 160 A | Milwaukee | 1 5 | 248 A | Northern Ky. | 6 3 | | | |
| | | | 77 H | Valparaiso | 5 3 | 248 A | Northern Ky. | 6 12 | | | |
| | | | 77 H | Valparaiso | 2 5 | | | | | | |
| | | | 160 H | Milwaukee | 6 5 | | | | | | |

Non-Div. I Games: Roosevelt 7 6

Ill.-Chicago

| | | |
|-----------------|----|---|
| 160 H Milwaukee | 10 | 3 |
| 160 H Milwaukee | 2 | 7 |

I
l
l
.
-
C
h
i
c
a
g
o

I
l
l
.
-
C
h
i
c
a
g
o

| Average RPI Win: 105 | | WON-LOST RECORD | | WINNING PCT. RANK | | LAST 15 GAMES | | STRENGTH OF SCHEDULE | | OPP. STRENGTH OF SCHEDULE | | TEAM RPI | | ADJ RPI | | CONF. RPI | | ADJ CONF. RPI | |
|----------------------|---|-----------------|--|-------------------|---|----------------|---|----------------------|-----|---------------------------|-----------|----------|-----|------------|---------------|-----------|----|---------------|--|
| DIV. I ONLY | | 12-27-0 | | .30769 265 | | 4-11-0 | | 46 | | 180 | | 196 | | .47599 196 | | 13 | | 13 | |
| DIV. I NON-CONF. | | 7-11-0 | | .38889 217 | | 2-3-0 | | 57 | | 138 | | 177 | | .48532 176 | | 10 | | 10 | |
| TOTALS | | RPI 1-25 | | RPI 26-50 | | W-L RECORDS | | RPI 51-100 | | RPI 101-150 | | RPI 150+ | | | | | | | |
| 12-27-0 | | 0-1-0 | | 0-0-0 | | OVERALL | | 7-13-0 | | 3-8-0 | | 2-5-0 | | | | | | | |
| 8-12-0 | | 0-1-0 | | 0-0-0 | | HOME | | 4-6-0 | | 2-4-0 | | 2-1-0 | | | | | | | |
| 4-15-0 | | 0-0-0 | | 0-0-0 | | AWAY | | 3-7-0 | | 1-4-0 | | 0-4-0 | | | | | | | |
| 0-0-0 | | 0-0-0 | | 0-0-0 | | NEUTRAL | | 0-0-0 | | 0-0-0 | | 0-0-0 | | | | | | | |
| 7-11-0 | | 0-1-0 | | 0-0-0 | | NON-CONFERENCE | | 4-4-0 | | 2-6-0 | | 1-0-0 | | | | | | | |
| 5-7-0 | | 0-1-0 | | 0-0-0 | | HOME | | 2-2-0 | | 2-4-0 | | 1-0-0 | | | | | | | |
| 2-4-0 | | 0-0-0 | | 0-0- | | AWAY | | 2-2-0 | | 0-2-0 | | 0-0-0 | | | | | | | |
| 0-0-0 | | 0-0-0 | | 0-0-0 | | NEUTRAL | | 0-0-0 | | 0-0-0 | | 0-0-0 | | | | | | | |
| 5-16-0 | | 0-0-0 | | 0-0-0 | | CONFERENCE | | 3-9-0 | | 1-2-0 | | 1-5-0 | | | | | | | |
| 3-5-0 | | 0-0-0 | | 0-0-0 | | HOME | | 2-4-0 | | 0-0-0 | | 1-1-0 | | | | | | | |
| 2-11-0 | | 0-0-0 | | 0-0-0 | | AWAY | | 1-5-0 | | 1-2-0 | | 0-4-0 | | | | | | | |
| 0-0-0 | | 0-0-0 | | 0-0-0 | | NEUTRAL | | 0-0-0 | | 0-0-0 | | 0-0-0 | | | | | | | |
| RPI | S | Opponent | | Score | | RPI | S | Opponent | | Score | | RPI | S | Opponent | | Score | | | |
| 23 | H | Michigan | | 5 | 6 | | | 60 | A | New Mexico | 2 | 3 | 120 | H | UC Irvine | 8 | 5 | | |
| | | | | | | | | 60 | A | New Mexico | 1 | 11 | 120 | H | UC Irvine | 2 | 3 | | |
| | | | | | | | | 60 | A | New Mexico | 6 | 9 | 120 | H | UC Irvine | 9 | 3 | | |
| | | | | | | | | 60 | H | New Mexico | 9 | 8 | 120 | H | UC Irvine | 0 | 11 | | |
| | | | | | | | | 60 | H | New Mexico | 3 | 10 | 137 | A | San Francisco | 3 | 4 | | |
| | | | | | | | | 60 | H | New Mexico | 2 | 6 | 137 | H | San Francisco | 3 | 6 | | |
| | | | | | | | | 62 | A | Cal Poly | 8 | 5 | 143 | A | UNLV | 11 | 6 | | |
| | | | | | | | | 62 | A | Cal Poly | 9 | 7 | 143 | A | UNLV | 1 | 2 | | |
| | | | | | | | | 62 | A | Cal Poly | 4 | 7 | 143 | A | UNLV | 2 | 4 | | |
| | | | | | | | | 80 | A | Fresno St. | 7 | 5 | 148 | A | Santa Clara | 5 | 8 | | |
| | | | | | | | | 80 | A | Fresno St. | 6 | 8 | 148 | H | Santa Clara | 4 | 7 | | |
| | | | | | | | | 80 | A | Fresno St. | 0 | 6 | 170 | A | Air Force | 3 | 9 | | |
| | | | | | | | | 80 | H | Fresno St. | 4 | 9 | 170 | A | Air Force | 7 | 8 | | |
| | | | | | | | | 80 | H | Fresno St. | 4 | 13 | 170 | A | Air Force | 4 | 12 | | |
| | | | | | | | | 80 | H | Fresno St. | 3 | 2 | 170 | A | Air Force | 7 | 13 | | |
| | | | | | | | | 86 | A | Stanford | 0 | 10 | 170 | H | Air Force | 9 | 5 | | |
| | | | | | | | | 86 | H | Stanford | 10 | 9 | 170 | H | Air Force | 2 | 7 | | |
| | | | | | | | | 97 | H | Loyola Marymount | 8 | 5 | 179 | H | Pacific | 8 | 7 | | |
| | | | | | | | | 97 | H | Loyola Marymount | 4 | 13 | | | | | | | |
| | | | | | | | | 97 | H | Loyola Marymount | 3 | 4 | | | | | | | |
| LAST 15 GAMES | | | | | | | | | | | | | | | | | | | |
| | | | | 80 | A | Fresno St. | 7 | 5 | 86 | A | Stanford | 0 | 10 | | | | | | |
| | | | | 80 | A | Fresno St. | 6 | 8 | 170 | A | Air Force | 7 | 8 | | | | | | |
| | | | | 80 | A | Fresno St. | 0 | 6 | 170 | A | Air Force | 4 | 12 | | | | | | |
| | | | | 137 | A | San Francisco | 3 | 4 | | | | | | | | | | | |
| | | | | 60 | H | New Mexico | 3 | 10 | | | | | | | | | | | |

Non-Div. I Games:

San Jose St.

| | | |
|-----------------|---|---|
| 60 H New Mexico | 2 | 6 |
| 60 H New Mexico | 9 | 8 |

S
a
n
J
o
s
e
S
t
.

S
a
n
J
o
s
e
S
t
.

| Average RPI Win: 194 | | WON-LOST | WINNING | LAST 15 | STRENGTH OF | | OPP. STRENGTH | TEAM | ADJ | | CONF. | ADJ CONF. | | |
|----------------------|---|--------------------|-----------|---------|----------------|---|---------------|------|-------------|--------|----------|--------------------|----|-------|
| Average RPI Loss: 93 | | RECORD | PCT. RANK | GAMES | SCHEDULE | | OF SCHEDULE | RPI | RPI | | RPI | RPI | | |
| DIV. I ONLY | | 19-22-0 | .46341 | 177 | 9-6-0 | | 129 | 132 | 197 | .47485 | 197 | 15 | 15 | |
| DIV. I NON-CONF. | | 9-15-0 | .375 | 222 | 1-4-0 | | 121 | 131 | 229 | .45772 | 229 | 15 | 15 | |
| TOTALS | | RPI 1-25 | RPI 26-50 | | W-L RECORDS | | RPI 51-100 | | RPI 101-150 | | RPI 150+ | | | |
| 19-22-0 | | 0-2-0 | 2-5-0 | | OVERALL | | 1-8-0 | | 2-2-0 | | 14-5-0 | | | |
| 16-15-0 | | 0-1-0 | 1-2-0 | | HOME | | 1-7-0 | | 2-2-0 | | 12-3-0 | | | |
| 3-7-0 | | 0-1-0 | 1-3-0 | | AWAY | | 0-1-0 | | 0-0-0 | | 2-2-0 | | | |
| 0-0-0 | | 0-0-0 | 0-0-0 | | NEUTRAL | | 0-0-0 | | 0-0-0 | | 0-0-0 | | | |
| 9-15-0 | | 0-2-0 | 2-3-0 | | NON-CONFERENCE | | 0-6-0 | | 1-0-0 | | 6-4-0 | | | |
| 8-11-0 | | 0-1-0 | 1-2-0 | | HOME | | 0-5-0 | | 1-0-0 | | 6-3-0 | | | |
| 1-4-0 | | 0-1-0 | 1-0- | | AWAY | | 0-1-0 | | 0-0-0 | | 0-1-0 | | | |
| 0-0-0 | | 0-0-0 | 0-0-0 | | NEUTRAL | | 0-0-0 | | 0-0-0 | | 0-0-0 | | | |
| 10-7-0 | | 0-0-0 | 0-2-0 | | CONFERENCE | | 1-2-0 | | 1-2-0 | | 8-1-0 | | | |
| 8-4-0 | | 0-0-0 | 0-0-0 | | HOME | | 1-2-0 | | 1-2-0 | | 6-0-0 | | | |
| 2-3-0 | | 0-0-0 | 0-2-0 | | AWAY | | 0-0-0 | | 0-0-0 | | 2-1-0 | | | |
| 0-0-0 | | 0-0-0 | 0-0-0 | | NEUTRAL | | 0-0-0 | | 0-0-0 | | 0-0-0 | | | |
| RPI | S | Opponent | | Score | RPI | S | Opponent | | Score | RPI | S | Opponent | | Score |
| 8 | H | North Carolina St. | | 3 23 | 26 | A | UNCW | | 3 12 | 53 | H | Col. of Charleston | | 6 11 |
| 16 | A | North Carolina | | 6 11 | 26 | A | UNCW | | 4 10 | 53 | H | Col. of Charleston | | 2 6 |
| | | | | | 30 | A | East Carolina | | 8 7 | 53 | H | Col. of Charleston | | 9 6 |
| | | | | | 30 | H | East Carolina | | 5 7 | 58 | A | High Point | | 16 17 |
| | | | | | 32 | H | Wake Forest | | 3 4 | 58 | H | High Point | | 2 8 |
| | | | | | 46 | A | UNCG | | 3 7 | 73 | H | Wright St. | | 11 13 |
| | | | | | 46 | H | UNCG | | 14 8 | 73 | H | Wright St. | | 2 10 |
| | | | | | | | | | | 73 | H | Wright St. | | 7 9 |
| | | | | | | | | | | 73 | H | Wright St. | | 2 11 |
| | | | | | | | | | | | | | | |
| | | | | | | | | | | | | | | |
| | | | | | | | | | | | | | | |
| | | | | | | | | | | | | | | |
| | | | | | | | | | | | | | | |
| | | | | | | | | | | | | | | |
| | | | | | | | | | | | | | | |
| | | | | | | | | | | | | | | |
| | | | | | | | | | | | | | | |
| | | | | | | | | | | | | | | |
| | | | | | | | | | | | | | | |
| | | | | | | | | | | | | | | |
| | | | | | | | | | | | | | | |
| | | | | | | | | | | | | | | |
| | | | | | | | | | | | | | | |
| | | | | | | | | | | | | | | |
| | | | | | | | | | | | | | | |
| | | | | | | | | | | | | | | |
| | | | | | | | | | | | | | | |
| | | | | | | | | | | | | | | |
| | | | | | | | | | | | | | | |
| | | | | | | | | | | | | | | |
| | | | | | | | | | | | | | | |
| | | | | | | | | | | | | | | |
| | | | | | | | | | | | | | | |
| | | | | | | | | | | | | | | |
| | | | | | | | | | | | | | | |
| | | | | | | | | | | | | | | |
| | | | | | | | | | | | | | | |
| | | | | | | | | | | | | | | |
| | | | | | | | | | | | | | | |
| | | | | | | | | | | | | | | |
| | | | | | | | | | | | | | | |
| | | | | | | | | | | | | | | |
| | | | | | | | | | | | | | | |
| | | | | | | | | | | | | | | |
| | | | | | | | | | | | | | | |
| | | | | | | | | | | | | | | |
| | | | | | | | | | | | | | | |
| | | | | | | | | | | | | | | |
| | | | | | | | | | | | | | | |
| | | | | | | | | | | | | | | |
| | | | | | | | | | | | | | | |
| | | | | | | | | | | | | | | |
| | | | | | | | | | | | | | | |
| | | | | | | | | | | | | | | |
| | | | | | | | | | | | | | | |
| | | | | | | | | | | | | | | |
| | | | | | | | | | | | | | | |
| | | | | | | | | | | | | | | |
| | | </ | | | | | | | | | | | | |

Non-Div. I Games:

Elon

| | | |
|--------------|---|---|
| 237 H Towson | 5 | 2 |
| 237 H Towson | 7 | 6 |

E
l
o
n

E
l
o
n

| Average RPI Win: 148 | | WON-LOST RECORD | | WINNING PCT. RANK | | LAST 15 GAMES | | STRENGTH OF SCHEDULE | | OPP. STRENGTH OF SCHEDULE | | TEAM RPI | | ADJ RPI | | CONF. RPI | | ADJ CONF. RPI | |
|----------------------|---|-----------------|-------|-------------------|---|----------------|-------|----------------------|---|---------------------------|-------|----------|---|-----------------|-------|-----------|--|---------------|--|
| DIV. I ONLY | | 17-20-0 | | .45946 181 | | 7-8-0 | | 228 | | 52 | | 198 | | .47456 198 | | 9 | | 9 | |
| DIV. I NON-CONF. | | 12-16-0 | | .42857 187 | | 2-4-0 | | 254 | | 19 | | 210 | | .46764 210 | | 12 | | 12 | |
| TOTALS | | RPI 1-25 | | RPI 26-50 | | W-L RECORDS | | RPI 51-100 | | RPI 101-150 | | RPI 150+ | | | | | | | |
| 17-20-0 | | 0-0-0 | | 3-3-0 | | OVERALL | | 2-2-0 | | 3-6-0 | | 9-9-0 | | | | | | | |
| 9-10-0 | | 0-0-0 | | 2-2-0 | | HOME | | 2-1-0 | | 0-2-0 | | 5-5-0 | | | | | | | |
| 8-10-0 | | 0-0-0 | | 1-1-0 | | AWAY | | 0-0-0 | | 3-4-0 | | 4-4-0 | | | | | | | |
| 0-0-0 | | 0-0-0 | | 0-0-0 | | NEUTRAL | | 0-0-0 | | 0-0-0 | | 0-0-0 | | | | | | | |
| 12-16-0 | | 0-0-0 | | 3-3-0 | | NON-CONFERENCE | | 0-1-0 | | 2-4-0 | | 7-8-0 | | | | | | | |
| 5-8-0 | | 0-0-0 | | 2-2-0 | | HOME | | 0-0-0 | | 0-2-0 | | 3-4-0 | | | | | | | |
| 7-8-0 | | 0-0-0 | | 1-0- | | AWAY | | 0-1-0 | | 2-2-0 | | 4-4-0 | | | | | | | |
| 0-0-0 | | 0-0-0 | | 0-0-0 | | NEUTRAL | | 0-0-0 | | 0-0-0 | | 0-0-0 | | | | | | | |
| 5-4-0 | | 0-0-0 | | 0-0-0 | | CONFERENCE | | 2-1-0 | | 1-2-0 | | 2-1-0 | | | | | | | |
| 4-2-0 | | 0-0-0 | | 0-0-0 | | HOME | | 2-1-0 | | 0-0-0 | | 2-1-0 | | | | | | | |
| 1-2-0 | | 0-0-0 | | 0-0-0 | | AWAY | | 0-0-0 | | 1-2-0 | | 0-0-0 | | | | | | | |
| 0-0-0 | | 0-0-0 | | 0-0-0 | | NEUTRAL | | 0-0-0 | | 0-0-0 | | 0-0-0 | | | | | | | |
| RPI | S | Opponent | Score | RPI | S | Opponent | Score | RPI | S | Opponent | Score | RPI | S | Opponent | Score | | | | |
| | | | | 31 | A | Arizona | 6 5 | 71 | H | Long Beach St. | 4 3 | 120 | A | UC Irvine | 3 1 | | | | |
| | | | | 31 | A | Arizona | 3 4 | 71 | H | Long Beach St. | 7 10 | 120 | A | UC Irvine | 1 2 | | | | |
| | | | | 49 | H | Washington | 8 5 | 71 | H | Long Beach St. | 14 13 | 120 | A | UC Irvine | 3 8 | | | | |
| | | | | 49 | H | Washington | 6 5 | 97 | A | Loyola Marymount | 1 2 | 124 | A | San Diego | 5 4 | | | | |
| | | | | 49 | H | Washington | 1 2 | | | | | 133 | A | Utah | 5 3 | | | | |
| | | | | 49 | H | Washington | 4 17 | | | | | 133 | A | Utah | 0 4 | | | | |
| | | | | | | | | | | | | 133 | A | Utah | 8 9 | | | | |
| | | | | | | | | | | | | 143 | H | UNLV | 4 5 | | | | |
| | | | | | | | | | | | | 143 | H | UNLV | 2 4 | | | | |
| | | | | | | | | | | | | 151 | H | Kansas St. | 6 3 | | | | |
| | | | | | | | | | | | | 151 | H | Kansas St. | 1 8 | | | | |
| | | | | | | | | | | | | 151 | H | Kansas St. | 0 1 | | | | |
| | | | | | | | | | | | | 151 | H | Kansas St. | 6 3 | | | | |
| | | | | | | | | | | | | 177 | H | New Mexico St. | 2 4 | | | | |
| | | | | | | | | | | | | 177 | H | New Mexico St. | 8 2 | | | | |
| | | | | | | | | | | | | 177 | H | New Mexico St. | 5 6 | | | | |
| | | | | | | | | | | | | 180 | A | Portland | 4 1 | | | | |
| | | | | | | | | | | | | 180 | A | Portland | 5 8 | | | | |
| | | | | | | | | | | | | 180 | A | Portland | 3 4 | | | | |
| | | | | | | | | | | | | 180 | A | Portland | 6 10 | | | | |
| | | | | | | | | | | | | 185 | A | San Diego St. | 3 2 | | | | |
| | | | | | | | | | | | | 253 | A | CSU Bakersfield | 2 8 | | | | |
| | | | | | | | | | | | | 253 | A | CSU Bakersfield | 7 3 | | | | |
| | | | | | | | | | | | | 253 | A | CSU Bakersfield | 8 4 | | | | |
| | | | | | | | | | | | | 262 | H | UC Davis | 8 5 | | | | |
| | | | | | | | | | | | | 262 | H | UC Davis | 5 3 | | | | |
| | | | | | | | | | | | | 262 | H | UC Davis | 12 13 | | | | |
| LAST 15 GAMES | | | | | | | | | | | | | | | | | | | |
| | | | | 71 | H | Long Beach St. | 7 10 | 120 | A | UC Irvine | 3 8 | 253 | A | CSU Bakersfield | 7 3 | | | | |
| | | | | 71 | H | Long Beach St. | 14 13 | 120 | A | UC Irvine | 1 2 | 253 | A | CSU Bakersfield | 8 4 | | | | |
| | | | | 71 | H | Long Beach St. | 4 3 | 120 | A | UC Irvine | 3 1 | 262 | H | UC Davis | 8 5 | | | | |
| | | | | 124 | A | San Diego | 5 4 | | | | | 262 | H | UC Davis | 5 3 | | | | |
| | | | | 133 | A | Utah | 5 3 | | | | | 262 | H | UC Davis | 12 13 | | | | |

Non-Div. I Games:

UC Riverside

| | | | | |
|-----|---|------|---|---|
| 133 | A | Utah | 8 | 9 |
| 133 | A | Utah | 0 | 4 |

| | | | | |
|-----|---|---------|---|---|
| 226 | H | Harvard | 1 | 9 |
| 226 | H | Harvard | 3 | 6 |

| RPI | S | Opponent | Score | |
|-----|---|----------|-------|----|
| 241 | H | Cornell | 4 | 2 |
| 277 | A | Bucknell | 9 | 13 |
| 277 | A | Bucknell | 5 | 4 |
| 277 | A | Bucknell | 10 | 0 |
| 277 | A | Bucknell | 0 | 5 |

| Average RPI Win: 147 | | WON-LOST | WINNING | LAST 15 | STRENGTH OF | | OPP. STRENGTH | TEAM | ADJ | CONF. | ADJ CONF. |
|----------------------|----------------|----------|-----------|---------------|----------------|-------|----------------|-------|-------------|----------------|-----------|
| Average RPI Loss: 88 | | RECORD | PCT. RANK | GAMES | SCHEDULE | | OF SCHEDULE | RPI | RPI | RPI | RPI |
| DIV. I ONLY | | 13-28-0 | .31707 | 262 | 78 | | 46 | 200 | .47348 | 200 | 2 |
| DIV. I NON-CONF. | | 9-11-0 | .45 | 176 | 271 | | 211 | 260 | .43922 | 260 | 1 |
| TOTALS | | RPI 1-25 | RPI 26-50 | | W-L RECORDS | | RPI 51-100 | | RPI 101-150 | | RPI 150+ |
| 13-28-0 | | 2-10-0 | 1-5-0 | | OVERALL | | 2-2-0 | | 0-3-0 | | 8-8-0 |
| 9-13-0 | | 1-2-0 | 1-5-0 | | HOME | | 1-2-0 | | 0-2-0 | | 6-2-0 |
| 3-13-0 | | 1-8-0 | 0-0-0 | | AWAY | | 1-0-0 | | 0-1-0 | | 1-4-0 |
| 1-2-0 | | 0-0-0 | 0-0-0 | | NEUTRAL | | 0-0-0 | | 0-0-0 | | 1-2-0 |
| 9-11-0 | | 0-0-0 | 0-0-0 | | NON-CONFERENCE | | 1-0-0 | | 0-3-0 | | 8-8-0 |
| 6-4-0 | | 0-0-0 | 0-0-0 | | HOME | | 0-0-0 | | 0-2-0 | | 6-2-0 |
| 2-5-0 | | 0-0-0 | 0-0- | | AWAY | | 1-0-0 | | 0-1-0 | | 1-4-0 |
| 1-2-0 | | 0-0-0 | 0-0-0 | | NEUTRAL | | 0-0-0 | | 0-0-0 | | 1-2-0 |
| 4-17-0 | | 2-10-0 | 1-5-0 | | CONFERENCE | | 1-2-0 | | 0-0-0 | | 0-0-0 |
| 3-9-0 | | 1-2-0 | 1-5-0 | | HOME | | 1-2-0 | | 0-0-0 | | 0-0-0 |
| 1-8-0 | | 1-8-0 | 0-0-0 | | AWAY | | 0-0-0 | | 0-0-0 | | 0-0-0 |
| 0-0-0 | | 0-0-0 | 0-0-0 | | NEUTRAL | | 0-0-0 | | 0-0-0 | | 0-0-0 |
| RPI S | Opponent | Score | RPI S | Opponent | Score | RPI S | Opponent | Score | RPI S | Opponent | Score |
| 2 A | Louisville | 3 9 | 33 H | Pittsburgh | 5 6 | 56 A | Old Dominion | 22 1 | 110 A | Western Caro. | 10 14 |
| 2 A | Louisville | 4 8 | 33 H | Pittsburgh | 5 4 | 64 H | Duke | 3 2 | 115 H | William & Mary | 8 12 |
| 2 A | Louisville | 0 13 | 33 H | Pittsburgh | 3 8 | 64 H | Duke | 1 3 | 129 H | Liberty | 7 22 |
| 7 H | Miami (FL) | 14 3 | 45 H | Notre Dame | 2 6 | 64 H | Duke | 9 19 | 162 H | Campbell | 1 7 |
| 7 H | Miami (FL) | 2 7 | 45 H | Notre Dame | 4 16 | | | | 162 H | Campbell | 11 8 |
| 7 H | Miami (FL) | 6 11 | 45 H | Notre Dame | 2 5 | | | | 178 N | Delaware | 6 7 |
| 16 A | North Carolina | 0 6 | | | | | | | 214 N | Manhattan | 12 7 |
| 16 A | North Carolina | 1 4 | | | | | | | 215 A | Radford | 8 12 |
| 16 A | North Carolina | 4 3 | | | | | | | 215 H | Radford | 4 3 |
| 22 A | Georgia Tech | 3 8 | | | | | | | 215 N | Radford | 1 5 |
| 22 A | Georgia Tech | 4 14 | | | | | | | 218 A | The Citadel | 12 0 |
| 22 A | Georgia Tech | 8 16 | | | | | | | 218 A | The Citadel | 2 4 |
| | | | | | | | | | 218 A | The Citadel | 4 5 |
| | | | | | | | | | 219 H | Quinnipiac | 13 4 |
| | | | | | | | | | 219 H | Quinnipiac | 4 3 |
| | | | | | | | | | 219 H | Quinnipiac | 5 2 |
| | | | | | | | | | 219 H | Quinnipiac | 2 4 |
| | | | | | | | | | 233 A | VMI | 3 5 |
| | | | | | | | | | 272 H | ETSU | 11 0 |
| LAST 15 GAMES | | | | | | | | | | | |
| | | | 64 H | Duke | 1 3 | 215 N | Radford | 1 5 | | | |
| | | | 64 H | Duke | 9 19 | 16 A | North Carolina | 4 3 | | | |
| | | | 64 H | Duke | 3 2 | 16 A | North Carolina | 1 4 | | | |
| | | | 110 A | Western Caro. | 10 14 | | | | | | |
| | | | 33 H | Pittsburgh | 3 8 | | | | | | |

Non-Div. I Games:

Virginia Tech

| | | |
|-----------------|---|---|
| 33 H Pittsburgh | 5 | 6 |
| 33 H Pittsburgh | 5 | 4 |

V
i
r
g
i
n
i
a
T
e
c
h

V
i
r
g
i
n
i
a
T
e
c
h

| Average RPI Win: 217 | | WON-LOST RECORD | WINNING PCT. RANK | | LAST 15 GAMES | STRENGTH OF SCHEDULE | OPP. STRENGTH OF SCHEDULE | TEAM RPI | ADJ RPI | | CONF. RPI | ADJ CONF. RPI | | | |
|-----------------------|-------|--------------------|----------------------|-----|------------------|-------------------------|------------------------------|-------------|-------------|------------|--------------|------------------|---|--------------|-------|
| Average RPI Loss: 133 | | | | | | | | | | | | | | | |
| DIV. I ONLY | | 18-18-0 | .5 | 142 | 8-7-0 | 226 | 235 | 201 | .4733 | 201 | 28 | 28 | | | |
| DIV. I NON-CONF. | | 9-12-0 | .42857 | 187 | 2-2-0 | 92 | 234 | 134 | .50912 | 134 | 25 | 25 | | | |
| TOTALS | | RPI 1-25 | RPI 26-50 | | W-L RECORDS | | RPI 51-100 | | RPI 101-150 | | RPI 150+ | | | | |
| 18-18-0 | 0-0-0 | | 0-3-0 | | OVERALL | | 1-6-0 | | 1-1-0 | | 16-8-0 | | | | |
| 11-6-0 | 0-0-0 | | 0-0-0 | | HOME | | 0-1-0 | | 1-1-0 | | 10-4-0 | | | | |
| 6-11-0 | 0-0-0 | | 0-3-0 | | AWAY | | 1-5-0 | | 0-0-0 | | 5-3-0 | | | | |
| 1-1-0 | 0-0-0 | | 0-0-0 | | NEUTRAL | | 0-0-0 | | 0-0-0 | | 1-1-0 | | | | |
| 9-12-0 | 0-0-0 | | 0-3-0 | | NON-CONFERENCE | | 1-6-0 | | 1-1-0 | | 7-2-0 | | | | |
| 3-2-0 | 0-0-0 | | 0-0-0 | | HOME | | 0-1-0 | | 1-1-0 | | 2-0-0 | | | | |
| 5-9-0 | 0-0-0 | | 0-0- | | AWAY | | 1-5-0 | | 0-0-0 | | 4-1-0 | | | | |
| 1-1-0 | 0-0-0 | | 0-0-0 | | NEUTRAL | | 0-0-0 | | 0-0-0 | | 1-1-0 | | | | |
| 9-6-0 | 0-0-0 | | 0-0-0 | | CONFERENCE | | 0-0-0 | | 0-0-0 | | 9-6-0 | | | | |
| 8-4-0 | 0-0-0 | | 0-0-0 | | HOME | | 0-0-0 | | 0-0-0 | | 8-4-0 | | | | |
| 1-2-0 | 0-0-0 | | 0-0-0 | | AWAY | | 0-0-0 | | 0-0-0 | | 1-2-0 | | | | |
| 0-0-0 | 0-0-0 | | 0-0-0 | | NEUTRAL | | 0-0-0 | | 0-0-0 | | 0-0-0 | | | | |
| RPI | S | Opponent | Score | RPI | S | Opponent | Score | RPI | S | Opponent | Score | RPI | S | Opponent | Score |
| | | | | 46 | A | UNCG | 3 16 | 58 | A | High Point | 2 4 | 139 | H | Binghamton | 7 15 |
| | | | | 46 | A | UNCG | 4 16 | 58 | A | High Point | 8 6 | 139 | H | Binghamton | 6 1 |
| | | | | 46 | A | UNCG | 6 8 | 58 | A | High Point | 7 9 | 157 | H | Monmouth | 9 11 |
| | | | | | | | | 76 | H | Hartford | 3 5 | 157 | H | Monmouth | 3 5 |
| | | | | | | | | 88 | A | VCU | 0 3 | 157 | H | Monmouth | 2 1 |
| | | | | | | | | 88 | A | VCU | 6 7 | 170 | N | Air Force | 4 8 |
| | | | | | | | | 88 | A | VCU | 0 3 | 183 | H | Albany (NY) | 2 0 |
| | | | | | | | | | | | | 188 | A | Davidson | 3 4 |
| | | | | | | | | | | | | 189 | H | UMass Lowell | 6 3 |
| | | | | | | | | | | | | 214 | H | Manhattan | 14 2 |
| | | | | | | | | | | | | 214 | H | Manhattan | 2 8 |
| | | | | | | | | | | | | 214 | H | Manhattan | 13 7 |
| | | | | | | | | | | | | 219 | H | Quinnipiac | 4 2 |
| | | | | | | | | | | | | 219 | H | Quinnipiac | 6 0 |
| | | | | | | | | | | | | 219 | H | Quinnipiac | 5 2 |
| | | | | | | | | | | | | 222 | H | Niagara | 3 7 |
| | | | | | | | | | | | | 222 | H | Niagara | 12 1 |
| | | | | | | | | | | | | 222 | H | Niagara | 3 2 |
| | | | | | | | | | | | | 242 | A | NJIT | 4 2 |
| | | | | | | | | | | | | 258 | N | Buffalo | 8 3 |
| | | | | | | | | | | | | 275 | A | Iona | 2 3 |
| | | | | | | | | | | | | 275 | A | Iona | 1 2 |
| | | | | | | | | | | | | 275 | A | Iona | 7 6 |
| | | | | | | | | | | | | 290 | A | Delaware St. | 4 2 |
| | | | | | | | | | | | | 290 | A | Delaware St. | 15 0 |
| | | | | | | | | | | | | 290 | A | Delaware St. | 4 3 |
| LAST 15 GAMES | | | | | | | | | | | | | | | |
| | | | | 157 | H | Monmouth | 3 5 | 214 | H | Manhattan | 13 7 | 275 | A | Iona | 7 6 |
| | | | | 157 | H | Monmouth | 2 1 | 76 | H | Hartford | 3 5 | 290 | A | Delaware St. | 4 2 |
| | | | | 157 | H | Monmouth | 9 11 | 222 | H | Niagara | 3 7 | 290 | A | Delaware St. | 15 0 |
| | | | | 139 | H | Binghamton | 6 1 | | | | | 290 | A | Delaware St. | 4 3 |
| | | | | 139 | H | Binghamton | 7 15 | | | | | | | | |

Non-Div. I Games:

Marist

| | | |
|-----------------|----|---|
| 214 H Manhattan | 2 | 8 |
| 214 H Manhattan | 14 | 2 |

M
a
r
i
s
t

M
a
r
i
s
t

| | | | | | | | | | | | | |
|-------------------|--------------------|-----------|-----------|---------------------|-------------|---------------|------|---------------|-----------------|-----------|----|----|
| Average RPI Win: | 245 | WON-LOST | WINNING | LAST 15 | STRENGTH OF | OPP. STRENGTH | TEAM | ADJ | CONF. | ADJ CONF. | | |
| Average RPI Loss: | 124 | RECORD | PCT. RANK | GAMES | SCHEDULE | OF SCHEDULE | RPI | RPI | RPI | RPI | | |
| DIV. I ONLY | | 19-18-0 | .51351 | 136 | 12-3-0 | 280 | 192 | 202 | .47317 | 202 | 28 | 28 |
| DIV. I NON-CONF. | | 9-16-0 | .36 | 226 | 2-3-0 | 189 | 155 | 197 | .47335 | 197 | 25 | 25 |
| <hr/> | | | | | | | | | | | | |
| TOTALS | RPI 1-25 | RPI 26-50 | | W-L RECORDS | | RPI 51-100 | | RPI 101-150 | | RPI 150+ | | |
| 19-18-0 | 0-5-0 | 0-0-0 | | OVERALL | | 0-2-0 | | 0-1-0 | | 19-10-0 | | |
| 7-4-0 | 0-0-0 | 0-0-0 | | HOME | | 0-1-0 | | 0-0-0 | | 7-3-0 | | |
| 9-14-0 | 0-5-0 | 0-0-0 | | AWAY | | 0-1-0 | | 0-1-0 | | 9-7-0 | | |
| 3-0-0 | 0-0-0 | 0-0-0 | | NEUTRAL | | 0-0-0 | | 0-0-0 | | 3-0-0 | | |
| <hr/> | | | | | | | | | | | | |
| 9-16-0 | 0-5-0 | 0-0-0 | | NON-CONFERENCE | | 0-2-0 | | 0-1-0 | | 9-8-0 | | |
| 3-2-0 | 0-0-0 | 0-0-0 | | HOME | | 0-1-0 | | 0-0-0 | | 3-1-0 | | |
| 3-14-0 | 0-5-0 | 0-0- | | AWAY | | 0-1-0 | | 0-1-0 | | 3-7-0 | | |
| 3-0-0 | 0-0-0 | 0-0-0 | | NEUTRAL | | 0-0-0 | | 0-0-0 | | 3-0-0 | | |
| <hr/> | | | | | | | | | | | | |
| 10-2-0 | 0-0-0 | 0-0-0 | | CONFERENCE | | 0-0-0 | | 0-0-0 | | 10-2-0 | | |
| 4-2-0 | 0-0-0 | 0-0-0 | | HOME | | 0-0-0 | | 0-0-0 | | 4-2-0 | | |
| 6-0-0 | 0-0-0 | 0-0-0 | | AWAY | | 0-0-0 | | 0-0-0 | | 6-0-0 | | |
| 0-0-0 | 0-0-0 | 0-0-0 | | NEUTRAL | | 0-0-0 | | 0-0-0 | | 0-0-0 | | |
| <hr/> | | | | | | | | | | | | |
| RPI S | Opponent | Score | | RPI S | Opponent | Score | | RPI S | Opponent | Score | | |
| 8 A | North Carolina St. | 2 | 4 | | | | | 130 A | Sacred Heart | 8 | 9 | |
| 8 A | North Carolina St. | 0 | 4 | | | | | 158 A | St. John's (NY) | 7 | 11 | |
| 16 A | North Carolina | 2 | 10 | | | | | 166 A | Charlotte | 7 | 8 | |
| 16 A | North Carolina | 3 | 4 | | | | | 166 A | Charlotte | 2 | 6 | |
| 16 A | North Carolina | 0 | 11 | | | | | 166 A | Charlotte | 3 | 2 | |
| | | | | | | | | 178 A | Delaware | 6 | 22 | |
| | | | | | | | | 178 A | Delaware | 3 | 4 | |
| | | | | | | | | 178 A | Delaware | 6 | 11 | |
| | | | | | | | | 183 H | Albany (NY) | 5 | 4 | |
| | | | | | | | | 192 A | Fordham | 8 | 5 | |
| | | | | | | | | 199 A | Yale | 2 | 1 | |
| | | | | | | | | 199 A | Yale | 1 | 2 | |
| | | | | | | | | 220 H | Rider | 13 | 1 | |
| | | | | | | | | 220 H | Rider | 6 | 7 | |
| | | | | | | | | 220 H | Rider | 3 | 6 | |
| | | | | | | | | 222 H | Niagara | 3 | 2 | |
| | | | | | | | | 222 H | Niagara | 4 | 2 | |
| | | | | | | | | 222 H | Niagara | 9 | 3 | |
| | | | | | | | | 226 H | Harvard | 8 | 6 | |
| | | | | | | | | 226 H | Harvard | 1 | 7 | |
| | | | | | | | | 230 H | Hofstra | 5 | 4 | |
| | | | | | | | | 275 A | Iona | 8 | 7 | |
| | | | | | | | | 275 A | Iona | 7 | 1 | |
| | | | | | | | | 275 A | Iona | 2 | 1 | |
| | | | | | | | | 290 N | Delaware St. | 14 | 1 | |
| | | | | | | | | 290 N | Delaware St. | 8 | 2 | |
| | | | | | | | | 290 N | Delaware St. | 17 | 3 | |
| <hr/> | | | | | | | | | | | | |
| | | | | LAST 15 GAMES | | | | | | | | |
| | | | | 295 A Saint Peter's | | | | 222 H Niagara | | | | |
| | | | | 295 A Saint Peter's | | | | 65 A UConn | | | | |
| | | | | 295 A Saint Peter's | | | | 275 A Iona | | | | |
| | | | | 130 A Sacred Heart | | | | | | | | |
| | | | | 192 A Fordham | | | | | | | | |

Non-Div. I Games:

Fairfield

| | | |
|---------------|---|---|
| 222 H Niagara | 4 | 2 |
| 222 H Niagara | 9 | 3 |

| RPI | S | Opponent | Score | |
|-----|---|---------------|-------|---|
| 295 | A | Saint Peter's | 11 | 3 |
| 295 | A | Saint Peter's | 12 | 2 |
| 295 | A | Saint Peter's | 8 | 3 |

Fairfield

F
a
i
r
f
i
e
l
d

F
a
i
r
f
i
e
l
d

| Average RPI Win: | | 216 | WON-LOST RECORD | | WINNING PCT. RANK | | LAST 15 GAMES | | STRENGTH OF SCHEDULE | | OPP. STRENGTH OF SCHEDULE | | TEAM RPI | | ADJ RPI | | CONF. RPI | | ADJ CONF. RPI | | | | |
|------------------|---|--------------------|-----------------|-----------|-------------------|-----|---------------|-----------------|----------------------|------------|---------------------------|-----|----------|------------------|------------|-------|-----------|----------|---------------|--------------------|--|-------|----|
| DIV. I ONLY | | | 12-24-0 | | .33333 253 | | 4-11-0 | | 52 | | 175 | | 204 | | .47242 203 | | 12 | | 12 | | | | |
| DIV. I NON-CONF. | | | 7-8-0 | | .46667 169 | | 1-1-0 | | 22 | | 213 | | 124 | | .51464 124 | | 9 | | 9 | | | | |
| TOTALS | | RPI 1-25 | | RPI 26-50 | | | | W-L RECORDS | | RPI 51-100 | | | | RPI 101-150 | | | | RPI 150+ | | | | | |
| 12-24-0 | | 0-5-0 | | 1-3-0 | | | | OVERALL | | 0-9-0 | | | | 0-1-0 | | | | 11-6-0 | | | | | |
| 10-11-0 | | 0-0-0 | | 1-3-0 | | | | HOME | | 0-3-0 | | | | 0-0-0 | | | | 9-5-0 | | | | | |
| 2-13-0 | | 0-5-0 | | 0-0-0 | | | | AWAY | | 0-6-0 | | | | 0-1-0 | | | | 2-1-0 | | | | | |
| 0-0-0 | | 0-0-0 | | 0-0-0 | | | | NEUTRAL | | 0-0-0 | | | | 0-0-0 | | | | 0-0-0 | | | | | |
| 7-8-0 | | 0-5-0 | | 1-0-0 | | | | NON-CONFERENCE | | 0-0-0 | | | | 0-1-0 | | | | 6-2-0 | | | | | |
| 7-2-0 | | 0-0-0 | | 1-0-0 | | | | HOME | | 0-0-0 | | | | 0-0-0 | | | | 6-2-0 | | | | | |
| 0-6-0 | | 0-5-0 | | 0-0- | | | | AWAY | | 0-0-0 | | | | 0-1-0 | | | | 0-0-0 | | | | | |
| 0-0-0 | | 0-0-0 | | 0-0-0 | | | | NEUTRAL | | 0-0-0 | | | | 0-0-0 | | | | 0-0-0 | | | | | |
| 5-16-0 | | 0-0-0 | | 0-3-0 | | | | CONFERENCE | | 0-9-0 | | | | 0-0-0 | | | | 5-4-0 | | | | | |
| 3-9-0 | | 0-0-0 | | 0-3-0 | | | | HOME | | 0-3-0 | | | | 0-0-0 | | | | 3-3-0 | | | | | |
| 2-7-0 | | 0-0-0 | | 0-0-0 | | | | AWAY | | 0-6-0 | | | | 0-0-0 | | | | 2-1-0 | | | | | |
| 0-0-0 | | 0-0-0 | | 0-0-0 | | | | NEUTRAL | | 0-0-0 | | | | 0-0-0 | | | | 0-0-0 | | | | | |
| RPI | S | Opponent | | Score | | RPI | S | Opponent | | Score | | RPI | S | Opponent | | Score | | RPI | S | Opponent | | Score | |
| 4 | A | Texas A&M | | 4 | 10 | 40 | H | Dallas Baptist | | 3 | 2 | 55 | H | Southeastern La. | | 3 | 4 | 108 | A | Oklahoma | | 1 | 7 |
| 21 | A | TCU | | 4 | 6 | 47 | H | Lamar | | 6 | 16 | 55 | H | Southeastern La. | | 2 | 10 | 187 | H | Houston Baptist | | 1 | 4 |
| 25 | A | Oklahoma St. | | 0 | 16 | 47 | H | Lamar | | 5 | 7 | 55 | H | Southeastern La. | | 7 | 9 | 187 | H | Houston Baptist | | 9 | 0 |
| 25 | A | Oklahoma St. | | 2 | 8 | 47 | H | Lamar | | 5 | 8 | 75 | A | McNeese St. | | 6 | 10 | 187 | H | Houston Baptist | | 2 | 3 |
| 25 | A | Oklahoma St. | | 4 | 8 | | | | | | | 75 | A | McNeese St. | | 0 | 3 | 190 | H | Northeastern | | 2 | 3 |
| | | | | | | | | | | | | 75 | A | McNeese St. | | 3 | 4 | 190 | H | Northeastern | | 3 | 4 |
| | | | | | | | | | | | | 81 | A | Sam Houston St. | | 3 | 6 | 190 | H | Northeastern | | 4 | 3 |
| | | | | | | | | | | | | 81 | A | Sam Houston St. | | 1 | 3 | 190 | H | Northeastern | | 1 | 0 |
| | | | | | | | | | | | | 81 | A | Sam Houston St. | | 1 | 2 | 212 | A | Nicholls St. | | 5 | 4 |
| | | | | | | | | | | | | | | | | | | 212 | A | Nicholls St. | | 2 | 4 |
| | | | | | | | | | | | | | | | | | | 212 | A | Nicholls St. | | 5 | 3 |
| | | | | | | | | | | | | | | | | | | 231 | H | A&M-Corpus Christi | | 4 | 11 |
| | | | | | | | | | | | | | | | | | | 231 | H | A&M-Corpus Christi | | 4 | 0 |
| | | | | | | | | | | | | | | | | | | 231 | H | A&M-Corpus Christi | | 4 | 0 |
| | | | | | | | | | | | | | | | | | | 274 | H | UTRGV | | 5 | 2 |
| | | | | | | | | | | | | | | | | | | 274 | H | UTRGV | | 3 | 1 |
| | | | | | | | | | | | | | | | | | | 274 | H | UTRGV | | 7 | 2 |
| | | | | | | | | | | | | | | | | | | 274 | H | UTRGV | | 6 | 5 |
| LAST 15 GAMES | | | | | | | | | | | | | | | | | | | | | | | |
| 81 | A | Sam Houston St. | | 1 | 2 | 187 | H | Houston Baptist | | 1 | 4 | | | | | | | | | | | | |
| 81 | A | Sam Houston St. | | 1 | 3 | 187 | H | Houston Baptist | | 9 | 0 | | | | | | | | | | | | |
| 81 | A | Sam Houston St. | | 3 | 6 | 187 | H | Houston Baptist | | 2 | 3 | | | | | | | | | | | | |
| 231 | H | A&M-Corpus Christi | | 4 | 0 | | | | | | | | | | | | | | | | | | |
| 231 | H | A&M-Corpus Christi | | 4 | 0 | | | | | | | | | | | | | | | | | | |

Non-Div. I Games: Tex. Permian Basin 10 0

Abilene Christian

| | | | | |
|-----|---|--------------------|---|----|
| 231 | H | A&M-Corpus Christi | 4 | 11 |
| 4 | A | Texas A&M | 4 | 10 |

A
b
i
l
e
n
e
C
h
r
i
s
t
i
a
n

A
b
i
l
e
n
e
C
h
r
i
s
t
i
a
n

M
u
r
r
a
y
s
t
e

Murray St.

| | | | |
|------|------------------|---|---|
| 87 H | Evansville | 1 | 2 |
| 66 A | Jacksonville St. | 6 | 5 |

M
u
r
r
a
y
S
t
.

M
u
r
r
a
y
S
t
.

| UMBC | | | | Through Games Of April 24, 2016 | | | | | | | | | | | |
|-----------------------|--------------|----------|-----------|---------------------------------|-------------|----------------|---------------|------------|-------------|-------------------|-------|-----------|----------|-------|--|
| Average RPI Win: 210 | | WON-LOST | WINNING | LAST 15 | STRENGTH OF | | OPP. STRENGTH | TEAM | ADJ | | CONF. | ADJ CONF. | | | |
| Average RPI Loss: 162 | | RECORD | PCT. RANK | GAMES | SCHEDULE | | OF SCHEDULE | RPI | RPI | | RPI | RPI | | | |
| DIV. I ONLY | | 18-18-0 | .5 142 | 7-8-0 | 253 | | 234 | 205 | .47097 205 | | 20 | 20 | | | |
| DIV. I NON-CONF. | | 11-11-0 | .5 145 | 4-2-0 | 234 | | 265 | 172 | .48651 172 | | 20 | 20 | | | |
| TOTALS | | RPI 1-25 | | RPI 26-50 | | W-L RECORDS | | RPI 51-100 | | RPI 101-150 | | RPI 150+ | | | |
| 18-18-0 | | 0-3-0 | | 0-1-0 | | OVERALL | | 0-0-0 | | 3-2-0 | | 15-12-0 | | | |
| 10-4-0 | | 0-0-0 | | 0-0-0 | | HOME | | 0-0-0 | | 2-2-0 | | 8-2-0 | | | |
| 7-12-0 | | 0-3-0 | | 0-1-0 | | AWAY | | 0-0-0 | | 1-0-0 | | 6-8-0 | | | |
| 1-2-0 | | 0-0-0 | | 0-0-0 | | NEUTRAL | | 0-0-0 | | 0-0-0 | | 1-2-0 | | | |
| 11-11-0 | | 0-3-0 | | 0-1-0 | | NON-CONFERENCE | | 0-0-0 | | 2-0-0 | | 9-7-0 | | | |
| 5-1-0 | | 0-0-0 | | 0-0-0 | | HOME | | 0-0-0 | | 1-0-0 | | 4-1-0 | | | |
| 5-8-0 | | 0-3-0 | | 0-0- | | AWAY | | 0-0-0 | | 1-0-0 | | 4-4-0 | | | |
| 1-2-0 | | 0-0-0 | | 0-0-0 | | NEUTRAL | | 0-0-0 | | 0-0-0 | | 1-2-0 | | | |
| 7-7-0 | | 0-0-0 | | 0-0-0 | | CONFERENCE | | 0-0-0 | | 1-2-0 | | 6-5-0 | | | |
| 5-3-0 | | 0-0-0 | | 0-0-0 | | HOME | | 0-0-0 | | 1-2-0 | | 4-1-0 | | | |
| 2-4-0 | | 0-0-0 | | 0-0-0 | | AWAY | | 0-0-0 | | 0-0-0 | | 2-4-0 | | | |
| 0-0-0 | | 0-0-0 | | 0-0-0 | | NEUTRAL | | 0-0-0 | | 0-0-0 | | 0-0-0 | | | |
| RPI S | Opponent | Score | | RPI S | Opponent | Score | | RPI S | Opponent | Score | | RPI S | Opponent | Score | |
| 22 A | Georgia Tech | 1 | 4 | 32 A | Wake Forest | 8 | 10 | | 139 H | Binghamton | 5 | 7 | | | |
| 22 A | Georgia Tech | 1 | 6 | | | | | | 139 H | Binghamton | 5 | 4 | | | |
| 22 A | Georgia Tech | 2 | 9 | | | | | | 139 H | Binghamton | 4 | 6 | | | |
| | | | | | | | | | 150 A | Navy | 6 | 4 | | | |
| | | | | | | | | | 150 H | Navy | 5 | 4 | | | |
| | | | | | | | | | 159 A | Richmond | 10 | 5 | | | |
| | | | | | | | | | 168 H | Stony Brook | 10 | 15 | | | |
| | | | | | | | | | 168 H | Stony Brook | 2 | 1 | | | |
| | | | | | | | | | 174 A | Georgetown | 0 | 1 | | | |
| | | | | | | | | | 174 N | Georgetown | 5 | 6 | | | |
| | | | | | | | | | 183 A | Albany (NY) | 4 | 10 | | | |
| | | | | | | | | | 183 A | Albany (NY) | 1 | 6 | | | |
| | | | | | | | | | 183 A | Albany (NY) | 5 | 1 | | | |
| | | | | | | | | | 189 H | UMass Lowell | 10 | 5 | | | |
| | | | | | | | | | 189 H | UMass Lowell | 1 | 0 | | | |
| | | | | | | | | | 189 H | UMass Lowell | 4 | 3 | | | |
| | | | | | | | | | 193 A | James Madison | 7 | 12 | | | |
| | | | | | | | | | 193 A | James Madison | 13 | 11 | | | |
| | | | | | | | | | 193 A | James Madison | 5 | 13 | | | |
| | | | | | | | | | 210 A | George Washington | 10 | 8 | | | |
| | | | | | | | | | 210 H | George Washington | 8 | 12 | | | |
| | | | | | | | | | 233 N | VMI | 3 | 9 | | | |
| | | | | | | | | | 233 N | VMI | 5 | 4 | | | |
| | | | | | | | | | 237 A | Towson | 4 | 3 | | | |
| | | | | | | | | | 183 A | Albany (NY) | 5 | 1 | | | |
| | | | | | | | | | 183 A | Albany (NY) | 1 | 6 | | | |
| | | | | | | | | | 237 H | Towson | 12 | 3 | | | |
| | | | | | | | | | 268 A | Maine | 3 | 6 | | | |
| | | | | | | | | | 268 A | Maine | 3 | 1 | | | |
| | | | | LAST 15 GAMES | | | | | | | | | | | |
| | | | | 139 H | Binghamton | 5 | 7 | 237 A | Towson | 4 | 3 | | | | |
| | | | | 139 H | Binghamton | 4 | 6 | 183 A | Albany (NY) | 5 | 1 | | | | |
| | | | | 139 H | Binghamton | 5 | 4 | 183 A | Albany (NY) | 1 | 6 | | | | |
| | | | | 150 A | Navy | 6 | 4 | | | | | | | | |
| | | | | 268 A | Maine | 5 | 7 | | | | | | | | |

Non-Div. I Games:

UMBC

| | | | | |
|-----|---|-------|---|---|
| 268 | A | Maine | 3 | 1 |
| 268 | A | Maine | 3 | 6 |

| RPI | S | Opponent | Score | |
|-----|---|----------------|-------|---|
| 268 | A | Maine | 5 | 7 |
| 297 | A | Mt. St. Mary's | 3 | 5 |
| 297 | H | Mt. St. Mary's | 3 | 1 |
| 297 | H | Mt. St. Mary's | 9 | 3 |
| 299 | H | Coppin St. | 12 | 3 |

| Average RPI Win: | 221 | WON-LOST RECORD | WINNING PCT. RANK | LAST 15 GAMES | STRENGTH OF SCHEDULE | OPP. STRENGTH OF SCHEDULE | TEAM RPI | ADJ RPI | CONF. RPI | ADJ CONF. RPI | | | | |
|------------------|----------|--------------------|-------------------|----------------|----------------------|---------------------------|--------------------|-------------|-----------|---------------|----|--------------------|-------|----|
| DIV. I ONLY | | 19-22-0 | .46341 | 177 | 8-7-0 | 156 | 231 | 206 | .47059 | 206 | 31 | 31 | | |
| DIV. I NON-CONF. | | 7-16-0 | .30435 | 251 | 0-6-0 | 103 | 81 | 237 | .45129 | 237 | 32 | 32 | | |
| <hr/> | | | | | | | | | | | | | | |
| TOTALS | RPI 1-25 | RPI 26-50 | | W-L RECORDS | | RPI 51-100 | | RPI 101-150 | | RPI 150+ | | | | |
| 19-22-0 | 0-1-0 | 0-0-0 | | OVERALL | | 2-8-0 | | 1-4-0 | | 16-9-0 | | | | |
| 17-9-0 | 0-0-0 | 0-0-0 | | HOME | | 2-4-0 | | 1-2-0 | | 14-3-0 | | | | |
| 2-12-0 | 0-1-0 | 0-0-0 | | AWAY | | 0-4-0 | | 0-2-0 | | 2-5-0 | | | | |
| 0-1-0 | 0-0-0 | 0-0-0 | | NEUTRAL | | 0-0-0 | | 0-0-0 | | 0-1-0 | | | | |
| 7-16-0 | 0-1-0 | 0-0-0 | | NON-CONFERENCE | | 2-8-0 | | 1-4-0 | | 4-3-0 | | | | |
| 7-7-0 | 0-0-0 | 0-0-0 | | HOME | | 2-4-0 | | 1-2-0 | | 4-1-0 | | | | |
| 0-8-0 | 0-1-0 | 0-0- | | AWAY | | 0-4-0 | | 0-2-0 | | 0-1-0 | | | | |
| 0-1-0 | 0-0-0 | 0-0-0 | | NEUTRAL | | 0-0-0 | | 0-0-0 | | 0-1-0 | | | | |
| 12-6-0 | 0-0-0 | 0-0-0 | | CONFERENCE | | 0-0-0 | | 0-0-0 | | 12-6-0 | | | | |
| 10-2-0 | 0-0-0 | 0-0-0 | | HOME | | 0-0-0 | | 0-0-0 | | 10-2-0 | | | | |
| 2-4-0 | 0-0-0 | 0-0-0 | | AWAY | | 0-0-0 | | 0-0-0 | | 2-4-0 | | | | |
| 0-0-0 | 0-0-0 | 0-0-0 | | NEUTRAL | | 0-0-0 | | 0-0-0 | | 0-0-0 | | | | |
| <hr/> | | | | | | | | | | | | | | |
| RPI | S | Opponent | Score | | RPI | S | Opponent | Score | | RPI | S | Opponent | Score | |
| 7 | A | Miami (FL) | 4 | 5 | | | | | | | | | | |
| | | | | | | | 61 H Jacksonville | 3 | 4 | | | 132 A UCF | 7 | 12 |
| | | | | | | | 63 A North Florida | 6 | 12 | | | 132 H UCF | 17 | 3 |
| | | | | | | | 63 H North Florida | 1 | 13 | | | 136 A FIU | 3 | 4 |
| | | | | | | | 63 H North Florida | 4 | 1 | | | 136 H FIU | 8 | 21 |
| | | | | | | | 94 H FGCU | 6 | 9 | | | 149 H Stetson | 2 | 11 |
| | | | | | | | 94 H FGCU | 1 | 0 | | | 160 N Milwaukee | 0 | 11 |
| | | | | | | | 94 H FGCU | 5 | 15 | | | 165 A South Fla. | 2 | 6 |
| | | | | | | | 100 A Ohio St. | 5 | 13 | | | 165 H South Fla. | 10 | 3 |
| | | | | | | | 100 A Ohio St. | 2 | 6 | | | 169 A Florida A&M | 1 | 2 |
| | | | | | | | 100 A Ohio St. | 2 | 11 | | | 169 A Florida A&M | 3 | 5 |
| | | | | | | | | | | | | 169 A Florida A&M | 3 | 15 |
| | | | | | | | | | | | | 169 H Florida A&M | 6 | 5 |
| | | | | | | | | | | | | 169 H Florida A&M | 7 | 5 |
| | | | | | | | | | | | | 169 H Florida A&M | 3 | 6 |
| | | | | | | | | | | | | 204 H Murray St. | 0 | 5 |
| | | | | | | | | | | | | 204 H Murray St. | 6 | 0 |
| | | | | | | | | | | | | 204 H Murray St. | 3 | 2 |
| | | | | | | | | | | | | 219 H Quinnipiac | 8 | 3 |
| | | | | | | | | | | | | 270 A N.C. Central | 13 | 4 |
| | | | | | | | | | | | | 270 A N.C. Central | 11 | 3 |
| | | | | | | | | | | | | 270 A N.C. Central | 3 | 4 |
| | | | | | | | | | | | | 270 H N.C. Central | 5 | 4 |
| | | | | | | | | | | | | 270 H N.C. Central | 3 | 2 |
| | | | | | | | | | | | | 270 H N.C. Central | 2 | 1 |
| | | | | | | | | | | | | 287 H N.C. A&T | 10 | 14 |
| | | | | | | | | | | | | 287 H N.C. A&T | 4 | 2 |
| | | | | | | | | | | | | 287 H N.C. A&T | 9 | 7 |
| <hr/> | | | | | | | | | | | | | | |
| LAST 15 GAMES | | | | | | | | | | | | | | |
| | | 270 H N.C. Central | 5 | 4 | | | 136 A FIU | 3 | 4 | | | 270 H N.C. Central | 3 | 2 |
| | | 270 H N.C. Central | 3 | 2 | | | 288 H Savannah St. | 7 | 6 | | | 270 H N.C. Central | 2 | 1 |
| | | 270 H N.C. Central | 2 | 1 | | | 288 H Savannah St. | 3 | 0 | | | 287 H N.C. A&T | 10 | 14 |
| | | 165 A South Fla. | 2 | 6 | | | | | | | | 287 H N.C. A&T | 4 | 2 |
| | | 169 H Florida A&M | 7 | 5 | | | | | | | | 287 H N.C. A&T | 9 | 7 |

Non-Div. I Games:

Bethune-Cookman

| | | | | |
|-----|---|-------------|---|---|
| 169 | H | Florida A&M | 3 | 6 |
| 169 | H | Florida A&M | 6 | 5 |

| RPI | S | Opponent | Score | |
|-----|---|--------------|-------|---|
| 288 | H | Savannah St. | 3 | 0 |
| 288 | H | Savannah St. | 7 | 6 |
| 288 | H | Savannah St. | 12 | 7 |

Bethune-Cookman

B
e
t
h
u
n
e
-
C
o
o
k
m
a
n

B
e
t
h
u
n
e
-
C
o
o
k
m
a
n

| Average RPI Win: 196 | | WON-LOST RECORD | | WINNING PCT. RANK | | LAST 15 GAMES | | STRENGTH OF SCHEDULE | | OPP. STRENGTH OF SCHEDULE | | TEAM RPI | | ADJ RPI | | CONF. RPI | | ADJ CONF. RPI | |
|----------------------|---|-----------------|-------|-------------------|---|----------------|-------|----------------------|---|---------------------------|-------|----------|---|------------------|-------|-----------|--|---------------|--|
| DIV. I ONLY | | 19-20-0 | | .48718 158 | | 5-10-0 | | 236 | | 207 | | 207 | | .47043 207 | | 22 | | 22 | |
| DIV. I NON-CONF. | | 9-12-0 | | .42857 187 | | 0-3-0 | | 212 | | 180 | | 188 | | .48016 188 | | 22 | | 22 | |
| TOTALS | | RPI 1-25 | | RPI 26-50 | | W-L RECORDS | | RPI 51-100 | | RPI 101-150 | | RPI 150+ | | | | | | | |
| 19-20-0 | | 0-0-0 | | 0-0-0 | | OVERALL | | 1-4-0 | | 2-2-0 | | 16-14-0 | | | | | | | |
| 8-5-0 | | 0-0-0 | | 0-0-0 | | HOME | | 0-1-0 | | 0-0-0 | | 8-4-0 | | | | | | | |
| 4-10-0 | | 0-0-0 | | 0-0-0 | | AWAY | | 0-3-0 | | 0-0-0 | | 4-7-0 | | | | | | | |
| 7-5-0 | | 0-0-0 | | 0-0-0 | | NEUTRAL | | 1-0-0 | | 2-2-0 | | 4-3-0 | | | | | | | |
| 9-12-0 | | 0-0-0 | | 0-0-0 | | NON-CONFERENCE | | 1-1-0 | | 2-2-0 | | 6-9-0 | | | | | | | |
| 0-1-0 | | 0-0-0 | | 0-0-0 | | HOME | | 0-1-0 | | 0-0-0 | | 0-0-0 | | | | | | | |
| 2-6-0 | | 0-0-0 | | 0-0- | | AWAY | | 0-0-0 | | 0-0-0 | | 2-6-0 | | | | | | | |
| 7-5-0 | | 0-0-0 | | 0-0-0 | | NEUTRAL | | 1-0-0 | | 2-2-0 | | 4-3-0 | | | | | | | |
| 10-8-0 | | 0-0-0 | | 0-0-0 | | CONFERENCE | | 0-3-0 | | 0-0-0 | | 10-5-0 | | | | | | | |
| 8-4-0 | | 0-0-0 | | 0-0-0 | | HOME | | 0-0-0 | | 0-0-0 | | 8-4-0 | | | | | | | |
| 2-4-0 | | 0-0-0 | | 0-0-0 | | AWAY | | 0-3-0 | | 0-0-0 | | 2-1-0 | | | | | | | |
| 0-0-0 | | 0-0-0 | | 0-0-0 | | NEUTRAL | | 0-0-0 | | 0-0-0 | | 0-0-0 | | | | | | | |
| RPI | S | Opponent | Score | RPI | S | Opponent | Score | RPI | S | Opponent | Score | RPI | S | Opponent | Score | | | | |
| | | | | | | | | 70 | A | Oral Roberts | 4 6 | 111 | N | Seton Hall | 1 2 | | | | |
| | | | | | | | | 70 | A | Oral Roberts | 2 3 | 113 | N | Morehead St. | 0 14 | | | | |
| | | | | | | | | 70 | A | Oral Roberts | 3 6 | 113 | N | Morehead St. | 6 5 | | | | |
| | | | | | | | | 85 | H | Nebraska | 6 11 | 122 | N | Arkansas St. | 4 3 | | | | |
| | | | | | | | | 91 | N | Iowa | 3 2 | 151 | A | Kansas St. | 3 11 | | | | |
| | | | | | | | | | | | | 154 | A | Grand Canyon | 7 2 | | | | |
| | | | | | | | | | | | | 154 | A | Grand Canyon | 4 12 | | | | |
| | | | | | | | | | | | | 154 | A | Grand Canyon | 4 9 | | | | |
| | | | | | | | | | | | | 163 | N | Presbyterian | 1 11 | | | | |
| | | | | | | | | | | | | 164 | A | Wichita St. | 4 5 | | | | |
| | | | | | | | | | | | | 170 | A | Air Force | 12 3 | | | | |
| | | | | | | | | | | | | 170 | A | Air Force | 10 18 | | | | |
| | | | | | | | | | | | | 176 | N | Eastern Mich. | 1 8 | | | | |
| | | | | | | | | | | | | 176 | N | Eastern Mich. | 3 16 | | | | |
| | | | | | | | | | | | | 176 | N | Eastern Mich. | 2 1 | | | | |
| | | | | | | | | | | | | 181 | H | North Dakota St. | 9 8 | | | | |
| | | | | | | | | | | | | 181 | H | North Dakota St. | 1 2 | | | | |
| | | | | | | | | | | | | 181 | H | North Dakota St. | 12 2 | | | | |
| | | | | | | | | | | | | 194 | A | Kansas | 6 7 | | | | |
| | | | | | | | | | | | | 209 | A | South Dakota St. | 10 3 | | | | |
| | | | | | | | | | | | | 209 | A | South Dakota St. | 4 9 | | | | |
| | | | | | | | | | | | | 209 | A | South Dakota St. | 19 6 | | | | |
| | | | | | | | | | | | | 209 | H | South Dakota St. | 3 15 | | | | |
| | | | | | | | | | | | | 209 | H | South Dakota St. | 10 9 | | | | |
| | | | | | | | | | | | | 209 | H | South Dakota St. | 4 1 | | | | |
| | | | | | | | | | | | | 228 | H | IPFW | 14 7 | | | | |
| | | | | | | | | | | | | 228 | H | IPFW | 7 0 | | | | |
| LAST 15 GAMES | | | | | | | | | | | | | | | | | | | |
| | | | | | | | | | | | | | | | | | | | |
| | | | | | | | | | | | | | | | | | | | |
| | | | | | | | | | | | | | | | | | | | |
| | | | | | | | | | | | | | | | | | | | |
| | | | | | | | | | | | | | | | | | | | |

Non-Div. I Games:

Omaha

| | | | | |
|-----|---|--------------|---|---|
| 70 | A | Oral Roberts | 4 | 6 |
| 194 | A | Kansas | 6 | 7 |

| RPI | S | Opponent | Score | |
|-----|---|---------------|-------|----|
| 228 | H | IPFW | 9 | 5 |
| 242 | N | NJIT | 9 | 3 |
| 254 | N | Bowling Green | 10 | 1 |
| 259 | H | Western Ill. | 2 | 3 |
| 259 | H | Western Ill. | 2 | 10 |
| 259 | H | Western Ill. | 6 | 1 |
| 269 | N | Saint Louis | 16 | 2 |

Omaha

O
m
a
h
a

O
m
a
h
a

| | | | | | | | | | | | |
|-------------------|----------|-----------|----------------|------------|-----------------|---------------|----------------|--------|-------|-----------------|-------|
| Average RPI Win: | 149 | WON-LOST | WINNING | LAST 15 | STRENGTH OF | OPP. STRENGTH | TEAM | ADJ | CONF. | ADJ CONF. | |
| Average RPI Loss: | 141 | RECORD | PCT. RANK | GAMES | SCHEDULE | OF SCHEDULE | RPI | RPI | RPI | RPI | |
| DIV. I ONLY | 13-23-0 | .36111 | 241 | 7-8-0 | 185 | 141 | 208 | .46891 | 208 | 25 | 25 |
| DIV. I NON-CONF. | 6-14-0 | .3 | 253 | 1-1-0 | 91 | 33 | 162 | .4948 | 162 | 23 | 23 |
| TOTALS | RPI 1-25 | RPI 26-50 | W-L RECORDS | RPI 51-100 | RPI 101-150 | RPI 150+ | | | | | |
| 13-23-0 | 0-0-0 | 0-0-0 | OVERALL | 7-8-0 | 0-6-0 | 6-9-0 | | | | | |
| 7-4-0 | 0-0-0 | 0-0-0 | HOME | 4-1-0 | 0-0-0 | 3-3-0 | | | | | |
| 6-19-0 | 0-0-0 | 0-0-0 | AWAY | 3-7-0 | 0-6-0 | 3-6-0 | | | | | |
| 0-0-0 | 0-0-0 | 0-0-0 | NEUTRAL | 0-0-0 | 0-0-0 | 0-0-0 | | | | | |
| 6-14-0 | 0-0-0 | 0-0-0 | NON-CONFERENCE | 4-7-0 | 0-6-0 | 2-1-0 | | | | | |
| 2-1-0 | 0-0-0 | 0-0-0 | HOME | 1-0-0 | 0-0-0 | 1-1-0 | | | | | |
| 4-13-0 | 0-0-0 | 0-0- | AWAY | 3-7-0 | 0-6-0 | 1-0-0 | | | | | |
| 0-0-0 | 0-0-0 | 0-0-0 | NEUTRAL | 0-0-0 | 0-0-0 | 0-0-0 | | | | | |
| 7-9-0 | 0-0-0 | 0-0-0 | CONFERENCE | 3-1-0 | 0-0-0 | 4-8-0 | | | | | |
| 5-3-0 | 0-0-0 | 0-0-0 | HOME | 3-1-0 | 0-0-0 | 2-2-0 | | | | | |
| 2-6-0 | 0-0-0 | 0-0-0 | AWAY | 0-0-0 | 0-0-0 | 2-6-0 | | | | | |
| 0-0-0 | 0-0-0 | 0-0-0 | NEUTRAL | 0-0-0 | 0-0-0 | 0-0-0 | | | | | |
| RPI S | Opponent | Score | RPI S | Opponent | Score | RPI S | Opponent | Score | RPI S | Opponent | Score |
| | | | | | | 61 A | Jacksonville | 5 4 | 112 A | Pepperdine | 2 12 |
| | | | | | | 61 A | Jacksonville | 0 2 | 112 A | Pepperdine | 6 15 |
| | | | | | | 61 A | Jacksonville | 9 8 | 112 A | Pepperdine | 1 3 |
| | | | | | | 61 A | Jacksonville | 0 1 | 112 A | Pepperdine | 3 11 |
| | | | | | | 65 A | UConn | 3 4 | 124 A | San Diego | 5 21 |
| | | | | | | 65 A | UConn | 0 3 | 124 A | San Diego | 3 6 |
| | | | | | | 65 H | UConn | 4 3 | 158 H | St. John's (NY) | 4 1 |
| | | | | | | 71 A | Long Beach St. | 2 7 | 192 H | Fordham | 1 4 |
| | | | | | | 71 A | Long Beach St. | 3 8 | 199 H | Yale | 5 14 |
| | | | | | | 71 A | Long Beach St. | 1 4 | 199 H | Yale | 7 9 |
| | | | | | | 71 A | Long Beach St. | 8 6 | 226 A | Harvard | 4 3 |
| | | | | | | 96 H | Princeton | 2 6 | 226 A | Harvard | 3 11 |
| | | | | | | 96 H | Princeton | 8 4 | 229 A | Dartmouth | 1 3 |
| | | | | | | 96 H | Princeton | 8 7 | 229 A | Dartmouth | 6 7 |
| | | | | | | 96 H | Princeton | 5 4 | 240 A | Army West Point | 13 3 |
| | | | | | | | | | 241 A | Cornell | 4 7 |
| | | | | | | | | | 241 A | Cornell | 3 4 |
| | | | | | | | | | 241 A | Cornell | 14 4 |
| | | | | | | | | | 241 A | Cornell | 3 9 |
| | | | | | | | | | 260 H | Brown | 10 2 |
| | | | | | | | | | 260 H | Brown | 7 3 |
| | | | LAST 15 GAMES | | | | | | | | |
| | | | 96 H Princeton | 8 7 | 241 A Cornell | 14 4 | | | | | |
| | | | 96 H Princeton | 5 4 | 241 A Cornell | 3 9 | | | | | |
| | | | 96 H Princeton | 2 6 | 229 A Dartmouth | 6 7 | | | | | |
| | | | 96 H Princeton | 8 4 | | | | | | | |
| | | | 192 H Fordham | 1 4 | | | | | | | |

Non-Div. I Games:

Columbia

| | | |
|---------------|---|---|
| 241 A Cornell | 3 | 4 |
| 241 A Cornell | 4 | 7 |

C
o
l
u
m
b
i
a

C
o
l
u
m
b
i
a

| Average RPI Win: 214 | | WON-LOST | WINNING | LAST 15 | STRENGTH OF | | OPP. STRENGTH | TEAM | ADJ | | CONF. | ADJ CONF. |
|-----------------------|-----------------|----------|---------------|------------------|----------------|---------------|------------------|-------|---------------|------------------|----------|-----------|
| Average RPI Loss: 137 | | RECORD | PCT. RANK | GAMES | SCHEDULE | | OF SCHEDULE | RPI | RPI | | RPI | RPI |
| DIV. I ONLY | | 13-24-0 | .35135 | 245 | 8-6-0 | | 172 | 224 | 209 | | 22 | 22 |
| DIV. I NON-CONF. | | 3-16-0 | .15789 | 289 | 1-2-0 | | 143 | 167 | 266 | | 22 | 22 |
| TOTALS | | RPI 1-25 | RPI 26-50 | | W-L RECORDS | | RPI 51-100 | | RPI 101-150 | | RPI 150+ | |
| 13-24-0 | | 0-4-0 | 0-3-0 | | OVERALL | | 1-3-0 | | 0-3-0 | | 12-11-0 | |
| 5-2-0 | | 0-0-0 | 0-0-0 | | HOME | | 0-0-0 | | 0-0-0 | | 5-2-0 | |
| 8-16-0 | | 0-4-0 | 0-1-0 | | AWAY | | 1-2-0 | | 0-2-0 | | 7-7-0 | |
| 0-6-0 | | 0-0-0 | 0-2-0 | | NEUTRAL | | 0-1-0 | | 0-1-0 | | 0-2-0 | |
| 3-16-0 | | 0-4-0 | 0-3-0 | | NON-CONFERENCE | | 0-1-0 | | 0-3-0 | | 3-5-0 | |
| 1-0-0 | | 0-0-0 | 0-0-0 | | HOME | | 0-0-0 | | 0-0-0 | | 1-0-0 | |
| 2-10-0 | | 0-4-0 | 0-0- | | AWAY | | 0-0-0 | | 0-2-0 | | 2-3-0 | |
| 0-6-0 | | 0-0-0 | 0-2-0 | | NEUTRAL | | 0-1-0 | | 0-1-0 | | 0-2-0 | |
| 10-8-0 | | 0-0-0 | 0-0-0 | | CONFERENCE | | 1-2-0 | | 0-0-0 | | 9-6-0 | |
| 4-2-0 | | 0-0-0 | 0-0-0 | | HOME | | 0-0-0 | | 0-0-0 | | 4-2-0 | |
| 6-6-0 | | 0-0-0 | 0-0-0 | | AWAY | | 1-2-0 | | 0-0-0 | | 5-4-0 | |
| 0-0-0 | | 0-0-0 | 0-0-0 | | NEUTRAL | | 0-0-0 | | 0-0-0 | | 0-0-0 | |
| RPI S | Opponent | Score | RPI S | Opponent | Score | RPI S | Opponent | Score | RPI S | Opponent | Score | |
| 13 A | Mississippi St. | 4 17 | 26 A | UNCW | 5 15 | 70 A | Oral Roberts | 3 2 | 138 A | Sacramento St. | 7 10 | |
| 13 A | Mississippi St. | 5 15 | 27 N | Fla. Atlantic | 5 11 | 70 A | Oral Roberts | 1 9 | 138 A | Sacramento St. | 3 11 | |
| 20 A | Creighton | 5 6 | 27 N | Fla. Atlantic | 2 4 | 70 A | Oral Roberts | 3 13 | 138 N | Sacramento St. | 0 4 | |
| 23 A | Minnesota | 3 7 | | | | 88 N | VCU | 8 14 | 179 A | Pacific | 2 5 | |
| | | | | | | | | | 181 H | North Dakota St. | 5 2 | |
| | | | | | | | | | 181 H | North Dakota St. | 11 3 | |
| | | | | | | | | | 181 H | North Dakota St. | 14 7 | |
| | | | | | | | | | 207 A | Omaha | 1 4 | |
| | | | | | | | | | 207 A | Omaha | 9 10 | |
| | | | | | | | | | 207 A | Omaha | 15 3 | |
| | | | | | | | | | 207 H | Omaha | 6 19 | |
| | | | | | | | | | 207 H | Omaha | 9 4 | |
| | | | | | | | | | 207 H | Omaha | 3 10 | |
| | | | | | | | | | 216 N | Eastern Ky. | 1 10 | |
| | | | | | | | | | 216 N | Eastern Ky. | 4 6 | |
| | | | | | | | | | 228 A | IPFW | 10 6 | |
| | | | | | | | | | 228 A | IPFW | 18 5 | |
| | | | | | | | | | 228 A | IPFW | 9 3 | |
| | | | | | | | | | 249 H | North Dakota | 5 3 | |
| | | | | | | | | | 259 A | Western Ill. | 11 3 | |
| | | | | | | | | | 259 A | Western Ill. | 0 2 | |
| | | | | | | | | | 259 A | Western Ill. | 2 3 | |
| | | | | | | | | | 262 A | UC Davis | 4 5 | |
| | | | | | | | | | 282 A | Northern Colo. | 11 3 | |
| | | | | | | | | | 282 A | Northern Colo. | 8 3 | |
| | | | | | | | | | 282 A | Northern Colo. | 6 7 | |
| LAST 15 GAMES | | | LAST 15 GAMES | | | LAST 15 GAMES | | | LAST 15 GAMES | | | |
| 207 A | Omaha | 9 10 | 207 A | Omaha | 15 3 | 207 A | Omaha | 1 4 | 181 H | North Dakota St. | 5 2 | |
| 207 A | Omaha | 1 4 | 181 H | North Dakota St. | 5 2 | 181 H | North Dakota St. | 14 7 | | | | |
| 23 A | Minnesota | 3 7 | 207 H | Omaha | 9 4 | 207 H | Omaha | 3 10 | | | | |

Non-Div. I Games: Dakota Wesleyan 7 4 Mayville St. 8 1 South Dakota St.

| | | | | |
|-----|---|------------------|----|---|
| 181 | H | North Dakota St. | 11 | 3 |
| 20 | A | Creighton | 5 | 6 |

S
o
u
t
h
D
a
k
o
t
a
S
t
.

S
o
u
t
h
D
a
k
o
t
a
S
t
.

| Average RPI Win: | 217 | WON-LOST RECORD | WINNING PCT. RANK | LAST 15 GAMES | STRENGTH OF SCHEDULE | OPP. STRENGTH OF SCHEDULE | TEAM RPI | ADJ RPI | CONF. RPI | ADJ CONF. RPI | |
|------------------|----------|-----------------|-------------------|---------------|----------------------|---------------------------|---------------|---------|-----------|----------------|-------|
| DIV. I ONLY | 19-23-0 | .45238 | 192 | 9-6-0 | 215 | 218 | 210 | .46759 | 210 | 23 | 23 |
| DIV. I NON-CONF. | 11-19-0 | .36667 | 223 | 3-2-0 | 152 | 193 | 207 | .46863 | 207 | 27 | 27 |
| TOTALS | RPI 1-25 | RPI 26-50 | W-L RECORDS | | RPI 51-100 | RPI 101-150 | RPI 150+ | | | | |
| 19-23-0 | 0-0-0 | 0-1-0 | OVERALL | | 2-7-0 | 0-3-0 | 17-12-0 | | | | |
| 10-9-0 | 0-0-0 | 0-0-0 | HOME | | 0-0-0 | 0-3-0 | 10-6-0 | | | | |
| 8-12-0 | 0-0-0 | 0-1-0 | AWAY | | 2-5-0 | 0-0-0 | 6-6-0 | | | | |
| 1-2-0 | 0-0-0 | 0-0-0 | NEUTRAL | | 0-2-0 | 0-0-0 | 1-0-0 | | | | |
| 11-19-0 | 0-0-0 | 0-1-0 | NON-CONFERENCE | | 2-7-0 | 0-3-0 | 9-8-0 | | | | |
| 5-8-0 | 0-0-0 | 0-0-0 | HOME | | 0-0-0 | 0-3-0 | 5-5-0 | | | | |
| 5-9-0 | 0-0-0 | 0-0- | AWAY | | 2-5-0 | 0-0-0 | 3-3-0 | | | | |
| 1-2-0 | 0-0-0 | 0-0-0 | NEUTRAL | | 0-2-0 | 0-0-0 | 1-0-0 | | | | |
| 8-4-0 | 0-0-0 | 0-0-0 | CONFERENCE | | 0-0-0 | 0-0-0 | 8-4-0 | | | | |
| 5-1-0 | 0-0-0 | 0-0-0 | HOME | | 0-0-0 | 0-0-0 | 5-1-0 | | | | |
| 3-3-0 | 0-0-0 | 0-0-0 | AWAY | | 0-0-0 | 0-0-0 | 3-3-0 | | | | |
| 0-0-0 | 0-0-0 | 0-0-0 | NEUTRAL | | 0-0-0 | 0-0-0 | 0-0-0 | | | | |
| RPI S | Opponent | Score | RPI S | Opponent | Score | RPI S | Opponent | Score | RPI S | Opponent | Score |
| | | | 29 A | Virginia | 3 15 | 57 A | Maryland | 19 10 | 107 H | CSUN | 5 6 |
| | | | | | | 63 A | North Florida | 0 2 | 107 H | CSUN | 2 4 |
| | | | | | | 63 A | North Florida | 7 10 | 107 H | CSUN | 3 9 |
| | | | | | | 63 A | North Florida | 7 6 | 157 H | Monmouth | 7 5 |
| | | | | | | 78 A | Houston | 2 5 | 157 H | Monmouth | 1 4 |
| | | | | | | 78 A | Houston | 0 14 | 157 H | Monmouth | 14 5 |
| | | | | | | 78 A | Houston | 0 5 | 161 N | Ball St. | 2 0 |
| | | | | | | 84 N | Kent St. | 4 6 | 174 A | Georgetown | 1 2 |
| | | | | | | 84 N | Kent St. | 4 7 | 174 H | Georgetown | 2 3 |
| | | | | | | | | | 188 A | Davidson | 7 8 |
| | | | | | | | | | 188 A | Davidson | 4 7 |
| | | | | | | | | | 188 A | Davidson | 3 2 |
| | | | | | | | | | 193 H | James Madison | 1 2 |
| | | | | | | | | | 199 H | Yale | 6 1 |
| | | | | | | | | | 205 A | UMBC | 12 8 |
| | | | | | | | | | 205 H | UMBC | 8 10 |
| | | | | | | | | | 237 A | Towson | 10 2 |
| | | | | | | | | | 237 H | Towson | 7 2 |
| | | | | | | | | | 242 H | NJIT | 0 6 |
| | | | | | | | | | 244 A | Charleston So. | 1 12 |
| | | | | | | | | | 244 A | Charleston So. | 10 5 |
| | | | | | | | | | 244 A | Charleston So. | 1 3 |
| | | | | | | | | | 257 A | Dayton | 1 2 |
| | | | | | | | | | 257 A | Dayton | 6 2 |
| | | | | | | | | | 257 A | Dayton | 4 2 |
| | | | | | | | | | 281 H | La Salle | 4 3 |
| | | | | | | | | | 281 H | La Salle | 2 1 |
| LAST 15 GAMES | | | | | | | | | | | |
| | | | 257 A | Dayton | 6 2 | 283 H | George Mason | 1 0 | 257 A | Dayton | 1 2 |
| | | | 257 A | Dayton | 1 2 | 237 A | Towson | 10 2 | 257 A | Dayton | 6 2 |
| | | | 257 A | Dayton | 4 2 | 188 A | Davidson | 7 8 | 257 A | Dayton | 4 2 |
| | | | 174 A | Georgetown | 1 2 | | | | 281 H | La Salle | 4 3 |
| | | | 237 H | Towson | 7 2 | | | | 281 H | La Salle | 2 1 |

Non-Div. I Games:

George Washington

| | | | | |
|-----|---|--------------|----|---|
| 283 | H | George Mason | 9 | 3 |
| 283 | H | George Mason | 14 | 4 |

| RPI | S | Opponent | Score | |
|-----|---|--------------|-------|---|
| 281 | H | La Salle | 3 | 6 |
| 283 | H | George Mason | 14 | 4 |
| 283 | H | George Mason | 9 | 3 |
| 283 | H | George Mason | 1 | 0 |
| 290 | H | Delaware St. | 8 | 0 |

George Washington

G
e
o
r
g
e
W
a
s
h
i
n
g
t
o
n

G
e
o
r
g
e
W
a
s
h
i
n
g
t
o
n

| Average RPI Win: | 227 | WON-LOST RECORD | WINNING PCT. RANK | LAST 15 GAMES | STRENGTH OF SCHEDULE | OPP. STRENGTH OF SCHEDULE | TEAM RPI | ADJ RPI | CONF. RPI | ADJ CONF. RPI | |
|------------------|----------|-----------------|-------------------|----------------|----------------------|---------------------------|-------------|---------|-----------|---------------|-------|
| DIV. I ONLY | 21-17-0 | .55263 | 113 | 8-7-0 | 282 | 184 | 211 | .46616 | 211 | 21 | 21 |
| DIV. I NON-CONF. | 11-6-0 | .64706 | 66 | 3-0-0 | 286 | 267 | 205 | .46876 | 205 | 21 | 21 |
| <hr/> | | | | | | | | | | | |
| TOTALS | RPI 1-25 | RPI 26-50 | | W-L RECORDS | RPI 51-100 | | RPI 101-150 | | RPI 150+ | | |
| 21-17-0 | 0-0-0 | 0-0-0 | | OVERALL | 2-5-0 | | 2-5-0 | | 17-7-0 | | |
| 13-8-0 | 0-0-0 | 0-0-0 | | HOME | 2-4-0 | | 1-2-0 | | 10-2-0 | | |
| 8-9-0 | 0-0-0 | 0-0-0 | | AWAY | 0-1-0 | | 1-3-0 | | 7-5-0 | | |
| 0-0-0 | 0-0-0 | 0-0-0 | | NEUTRAL | 0-0-0 | | 0-0-0 | | 0-0-0 | | |
| 11-6-0 | 0-0-0 | 0-0-0 | | NON-CONFERENCE | 0-1-0 | | 2-2-0 | | 9-3-0 | | |
| 8-4-0 | 0-0-0 | 0-0-0 | | HOME | 0-0-0 | | 1-2-0 | | 7-2-0 | | |
| 3-2-0 | 0-0-0 | 0-0- | | AWAY | 0-1-0 | | 1-0-0 | | 2-1-0 | | |
| 0-0-0 | 0-0-0 | 0-0-0 | | NEUTRAL | 0-0-0 | | 0-0-0 | | 0-0-0 | | |
| 10-11-0 | 0-0-0 | 0-0-0 | | CONFERENCE | 2-4-0 | | 0-3-0 | | 8-4-0 | | |
| 5-4-0 | 0-0-0 | 0-0-0 | | HOME | 2-4-0 | | 0-0-0 | | 3-0-0 | | |
| 5-7-0 | 0-0-0 | 0-0-0 | | AWAY | 0-0-0 | | 0-3-0 | | 5-4-0 | | |
| 0-0-0 | 0-0-0 | 0-0-0 | | NEUTRAL | 0-0-0 | | 0-0-0 | | 0-0-0 | | |
| RPI | S | Opponent | Score | RPI | S | Opponent | Score | RPI | S | Opponent | Score |
| | | | | | | 54 A Tennessee | 1 9 | 113 A | | Morehead St. | 4 5 |
| | | | | | | 66 H Jacksonville St. | 7 6 | 113 A | | Morehead St. | 6 11 |
| | | | | | | 66 H Jacksonville St. | 3 9 | 113 A | | Morehead St. | 1 6 |
| | | | | | | 66 H Jacksonville St. | 14 15 | 145 A | | Middle Tenn. | 9 6 |
| | | | | | | 67 H Austin Peay | 14 3 | 147 H | | Miami (OH) | 10 11 |
| | | | | | | 67 H Austin Peay | 2 10 | 147 H | | Miami (OH) | 10 6 |
| | | | | | | 67 H Austin Peay | 4 9 | 147 H | | Miami (OH) | 4 9 |
| | | | | | | | | 167 A | | Central Ark. | 6 14 |
| | | | | | | | | 184 A | | Kennesaw St. | 6 5 |
| | | | | | | | | 184 H | | Kennesaw St. | 24 9 |
| | | | | | | | | 204 A | | Murray St. | 7 8 |
| | | | | | | | | 204 A | | Murray St. | 7 8 |
| | | | | | | | | 204 A | | Murray St. | 3 4 |
| | | | | | | | | 224 H | | Lipscomb | 14 11 |
| | | | | | | | | 238 A | | SIUE | 4 5 |
| | | | | | | | | 238 A | | SIUE | 13 3 |
| | | | | | | | | 238 A | | SIUE | 14 2 |
| | | | | | | | | 259 H | | Western Ill. | 6 3 |
| | | | | | | | | 259 H | | Western Ill. | 13 12 |
| | | | | | | | | 259 H | | Western Ill. | 6 5 |
| | | | | | | | | 267 A | | Eastern Ill. | 5 3 |
| | | | | | | | | 267 A | | Eastern Ill. | 8 6 |
| | | | | | | | | 267 A | | Eastern Ill. | 8 3 |
| | | | | | | | | 273 H | | UT Martin | 5 3 |
| | | | | | | | | 273 H | | UT Martin | 12 3 |
| | | | | | | | | 273 H | | UT Martin | 10 2 |
| | | | | | | | | 277 H | | Bucknell | 2 3 |
| LAST 15 GAMES | | | | | | | | | | | |
| | | | | | | 298 H Alabama A&M | 11 6 | | | | |
| | | | | | | 267 A Eastern Ill. | 8 6 | | | | |
| | | | | | | 267 A Eastern Ill. | 5 3 | | | | |
| | | | | | | | | | | | |
| | | | | | | | | | | | |
| | | | | | | | | | | | |
| | | | | | | | | | | | |
| | | | | | | | | | | | |
| | | | | | | | | | | | |

Non-Div. I Games:

Tennessee Tech

| | | | | |
|----|---|------------------|---|---|
| 66 | H | Jacksonville St. | 7 | 6 |
| 66 | H | Jacksonville St. | 3 | 9 |

| RPI | S | Opponent | Score | |
|-----|---|-------------|-------|---|
| 277 | H | Bucknell | 9 | 3 |
| 277 | H | Bucknell | 5 | 6 |
| 298 | A | Alabama A&M | 34 | 6 |
| 298 | H | Alabama A&M | 11 | 6 |

Tennessee Tech

T
e
n
n
e
s
s
e
e
T
e
c
h

T
e
n
n
e
s
s
e
e
T
e
c
h

| Average RPI Win: 192 | | WON-LOST | WINNING | LAST 15 | STRENGTH OF | | OPP. STRENGTH | TEAM | ADJ | CONF. | ADJ CONF. |
|-----------------------|-----------------|----------|---------------|---------------|----------------|-------|------------------|-------|-------------|--------------------|-----------|
| Average RPI Loss: 105 | | RECORD | PCT. RANK | GAMES | SCHEDULE | | OF SCHEDULE | RPI | RPI | RPI | RPI |
| DIV. I ONLY | | 17-24-0 | .41463 | 212 | 6-9-0 | | 184 | 140 | 212 | .46586 | 212 |
| DIV. I NON-CONF. | | 10-11-0 | .47619 | 165 | 1-3-0 | | 144 | 192 | 170 | .4876 | 170 |
| TOTALS | | RPI 1-25 | RPI 26-50 | | W-L RECORDS | | RPI 51-100 | | RPI 101-150 | | RPI 150+ |
| 17-24-0 | | 0-5-0 | 2-3-0 | | OVERALL | | 2-7-0 | | 2-1-0 | | 11-8-0 |
| 11-10-0 | | 0-2-0 | 1-0-0 | | HOME | | 0-4-0 | | 2-1-0 | | 8-3-0 |
| 5-12-0 | | 0-3-0 | 0-3-0 | | AWAY | | 2-3-0 | | 0-0-0 | | 3-3-0 |
| 1-2-0 | | 0-0-0 | 1-0-0 | | NEUTRAL | | 0-0-0 | | 0-0-0 | | 0-2-0 |
| 10-11-0 | | 0-5-0 | 2-1-0 | | NON-CONFERENCE | | 1-2-0 | | 2-1-0 | | 5-2-0 |
| 8-3-0 | | 0-2-0 | 1-0-0 | | HOME | | 0-0-0 | | 2-1-0 | | 5-0-0 |
| 1-6-0 | | 0-3-0 | 0-0- | | AWAY | | 1-2-0 | | 0-0-0 | | 0-0-0 |
| 1-2-0 | | 0-0-0 | 1-0-0 | | NEUTRAL | | 0-0-0 | | 0-0-0 | | 0-2-0 |
| 7-13-0 | | 0-0-0 | 0-2-0 | | CONFERENCE | | 1-5-0 | | 0-0-0 | | 6-6-0 |
| 3-7-0 | | 0-0-0 | 0-0-0 | | HOME | | 0-4-0 | | 0-0-0 | | 3-3-0 |
| 4-6-0 | | 0-0-0 | 0-2-0 | | AWAY | | 1-1-0 | | 0-0-0 | | 3-3-0 |
| 0-0-0 | | 0-0-0 | 0-0-0 | | NEUTRAL | | 0-0-0 | | 0-0-0 | | 0-0-0 |
| RPI S | Opponent | Score | RPI S | Opponent | Score | RPI S | Opponent | Score | RPI S | Opponent | Score |
| 12 A | La.-Lafayette | 3 4 | 38 H | Tulane | 2 1 | 55 A | Southeastern La. | 2 15 | 130 H | Sacred Heart | 5 7 |
| 12 H | La.-Lafayette | 4 5 | 39 N | South Ala. | 5 4 | 55 A | Southeastern La. | 6 5 | 130 H | Sacred Heart | 5 0 |
| 13 A | Mississippi St. | 0 5 | 41 A | Alabama | 1 13 | 55 H | Southeastern La. | 8 14 | 130 H | Sacred Heart | 8 7 |
| 13 A | Mississippi St. | 0 8 | 47 A | Lamar | 10 14 | 81 H | Sam Houston St. | 8 12 | 167 H | Central Ark. | 6 5 |
| 14 H | LSU | 4 9 | 47 A | Lamar | 2 7 | 81 H | Sam Houston St. | 2 4 | 167 H | Central Ark. | 2 7 |
| | | | | | | 81 H | Sam Houston St. | 1 3 | 167 H | Central Ark. | 8 2 |
| | | | | | | 85 A | Nebraska | 2 4 | 189 N | UMass Lowell | 6 9 |
| | | | | | | 85 A | Nebraska | 1 6 | 189 N | UMass Lowell | 2 11 |
| | | | | | | 85 A | Nebraska | 7 1 | 203 H | Abilene Christian | 3 5 |
| | | | | | | | | | 203 H | Abilene Christian | 4 5 |
| | | | | | | | | | 203 H | Abilene Christian | 4 2 |
| | | | | | | | | | 231 A | A&M-Corpus Christi | 4 1 |
| | | | | | | | | | 231 A | A&M-Corpus Christi | 0 8 |
| | | | | | | | | | 231 A | A&M-Corpus Christi | 4 5 |
| | | | | | | | | | 264 A | Incarnate Word | 8 4 |
| | | | | | | | | | 264 A | Incarnate Word | 8 3 |
| | | | | | | | | | 264 A | Incarnate Word | 5 7 |
| | | | | | | | | | 293 H | Southern U. | 9 8 |
| | | | | | | | | | 300 H | Mississippi Val. | 18 2 |
| | | | | | | | | | 300 H | Mississippi Val. | 13 3 |
| | | | | | | | | | 300 H | Mississippi Val. | 15 1 |
| | | | | | | | | | 300 H | Mississippi Val. | 6 1 |
| | | | LAST 15 GAMES | | | | | | | | |
| | | | 85 A | Nebraska | 2 4 | 264 A | Incarnate Word | 8 3 | | | |
| | | | 85 A | Nebraska | 7 1 | 264 A | Incarnate Word | 5 7 | | | |
| | | | 85 A | Nebraska | 1 6 | 264 A | Incarnate Word | 8 4 | | | |
| | | | 12 A | La.-Lafayette | 3 4 | | | | | | |
| | | | 167 H | Central Ark. | 2 7 | | | | | | |

Non-Div. I Games:

Nicholls St.

| | | |
|--------------------|---|---|
| 167 H Central Ark. | 6 | 5 |
| 167 H Central Ark. | 8 | 2 |

N
i
c
h
o
l
l
s
s
t
.

N
i
c
h
o
l
l
s
s
t
.

| Average RPI Win: 175 | | WON-LOST RECORD | | WINNING PCT. RANK | | LAST 15 GAMES | | STRENGTH OF SCHEDULE | | OPP. STRENGTH OF SCHEDULE | | TEAM RPI | | ADJ RPI | | CONF. RPI | | ADJ CONF. RPI | | | | | |
|----------------------|---|-----------------|--|-------------------|----|----------------|---|----------------------|--|---------------------------|----|----------|---|--------------|--|-----------|----|---------------|---|-----------------|----|----|--|
| DIV. I ONLY | | 14-26-0 | | .35 247 | | 5-10-0 | | 146 | | 61 | | 213 | | .46529 213 | | 7 | | 7 | | | | | |
| DIV. I NON-CONF. | | 9-19-0 | | .32143 244 | | 0-3-0 | | 172 | | 60 | | 241 | | .44999 240 | | 7 | | 7 | | | | | |
| TOTALS | | RPI 1-25 | | RPI 26-50 | | W-L RECORDS | | RPI 51-100 | | RPI 101-150 | | RPI 150+ | | | | | | | | | | | |
| 14-26-0 | | 0-3-0 | | 1-2-0 | | OVERALL | | 1-7-0 | | 4-11-0 | | 8-3-0 | | | | | | | | | | | |
| 8-12-0 | | 0-1-0 | | 1-2-0 | | HOME | | 0-5-0 | | 1-3-0 | | 6-1-0 | | | | | | | | | | | |
| 5-11-0 | | 0-2-0 | | 0-0-0 | | AWAY | | 0-0-0 | | 3-7-0 | | 2-2-0 | | | | | | | | | | | |
| 1-3-0 | | 0-0-0 | | 0-0-0 | | NEUTRAL | | 1-2-0 | | 0-1-0 | | 0-0-0 | | | | | | | | | | | |
| 9-19-0 | | 0-3-0 | | 0-0-0 | | NON-CONFERENCE | | 1-7-0 | | 2-7-0 | | 6-2-0 | | | | | | | | | | | |
| 6-8-0 | | 0-1-0 | | 0-0-0 | | HOME | | 0-5-0 | | 0-1-0 | | 6-1-0 | | | | | | | | | | | |
| 2-8-0 | | 0-2-0 | | 0-0- | | AWAY | | 0-0-0 | | 2-5-0 | | 0-1-0 | | | | | | | | | | | |
| 1-3-0 | | 0-0-0 | | 0-0-0 | | NEUTRAL | | 1-2-0 | | 0-1-0 | | 0-0-0 | | | | | | | | | | | |
| 5-7-0 | | 0-0-0 | | 1-2-0 | | CONFERENCE | | 0-0-0 | | 2-4-0 | | 2-1-0 | | | | | | | | | | | |
| 2-4-0 | | 0-0-0 | | 1-2-0 | | HOME | | 0-0-0 | | 1-2-0 | | 0-0-0 | | | | | | | | | | | |
| 3-3-0 | | 0-0-0 | | 0-0-0 | | AWAY | | 0-0-0 | | 1-2-0 | | 2-1-0 | | | | | | | | | | | |
| 0-0-0 | | 0-0-0 | | 0-0-0 | | NEUTRAL | | 0-0-0 | | 0-0-0 | | 0-0-0 | | | | | | | | | | | |
| RPI | S | Opponent | | Score | | RPI | S | Opponent | | Score | | RPI | S | Opponent | | Score | | | | | | | |
| 5 | A | Ole Miss | | 7 | 9 | 30 | H | East Carolina | | 1 | 8 | 54 | N | Tennessee | | 13 | 8 | 122 | H | Arkansas St. | 5 | 11 | |
| 5 | H | Ole Miss | | 0 | 7 | 30 | H | East Carolina | | 6 | 5 | 54 | N | Tennessee | | 4 | 8 | 123 | A | Cincinnati | 4 | 16 | |
| 13 | A | Mississippi St. | | 1 | 11 | 30 | H | East Carolina | | 2 | 8 | 54 | N | Tennessee | | 2 | 5 | 123 | A | Cincinnati | 0 | 1 | |
| | | | | | | | | | | | | 67 | H | Austin Peay | | 7 | 9 | 123 | A | Cincinnati | 6 | 2 | |
| | | | | | | | | | | | | 89 | H | Missouri St. | | 4 | 7 | 126 | A | Ga. Southern | 0 | 5 | |
| | | | | | | | | | | | | 89 | H | Missouri St. | | 7 | 8 | 126 | A | Ga. Southern | 6 | 4 | |
| | | | | | | | | | | | | 89 | H | Missouri St. | | 4 | 6 | 126 | A | Ga. Southern | 2 | 3 | |
| | | | | | | | | | | | | 92 | H | Arkansas | | 4 | 12 | 128 | A | Southern Ill. | 5 | 11 | |
| | | | | | | | | | | | | | | | | | | 128 | A | Southern Ill. | 3 | 5 | |
| | | | | | | | | | | | | | | | | | | 128 | A | Southern Ill. | 7 | 4 | |
| | | | | | | | | | | | | | | | | | | 132 | H | UCF | 1 | 7 | |
| | | | | | | | | | | | | | | | | | | 132 | H | UCF | 6 | 1 | |
| | | | | | | | | | | | | | | | | | | 132 | H | UCF | 2 | 9 | |
| | | | | | | | | | | | | | | | | | | 145 | A | Middle Tenn. | 2 | 8 | |
| | | | | | | | | | | | | | | | | | | 145 | N | Middle Tenn. | 1 | 3 | |
| | | | | | | | | | | | | | | | | | | 165 | A | South Fla. | 8 | 3 | |
| | | | | | | | | | | | | | | | | | | 165 | A | South Fla. | 4 | 3 | |
| | | | | | | | | | | | | | | | | | | 165 | A | South Fla. | 5 | 7 | |
| | | | | | | | | | | | | | | | | | | 204 | A | Murray St. | 6 | 10 | |
| | | | | | | | | | | | | | | | | | | 238 | H | SIUE | 11 | 5 | |
| | | | | | | | | | | | | | | | | | | 238 | H | SIUE | 4 | 2 | |
| | | | | | | | | | | | | | | | | | | 238 | H | SIUE | 4 | 0 | |
| | | | | | | | | | | | | | | | | | | 267 | H | Eastern Ill. | 2 | 1 | |
| | | | | | | | | | | | | | | | | | | 267 | H | Eastern Ill. | 9 | 10 | |
| | | | | | | | | | | | | | | | | | | 267 | H | Eastern Ill. | 23 | 0 | |
| | | | | | | | | | | | | | | | | | | 276 | H | Ark.-Pine Bluff | 6 | 5 | |
| | | | | | | LAST 15 GAMES | | | | | | | | | | | | | | | | | |
| | | | | | | 123 | A | Cincinnati | | 6 | 2 | 67 | H | Austin Peay | | 7 | 9 | 267 | H | Eastern Ill. | 2 | 1 | |
| | | | | | | 123 | A | Cincinnati | | 4 | 16 | 165 | A | South Fla. | | 5 | 7 | 267 | H | Eastern Ill. | 9 | 10 | |
| | | | | | | 123 | A | Cincinnati | | 0 | 1 | 165 | A | South Fla. | | 4 | 3 | 267 | H | Eastern Ill. | 23 | 0 | |
| | | | | | | 30 | H | East Carolina | | 6 | 5 | | | | | | | | | | | | |
| | | | | | | 30 | H | East Carolina | | 2 | 8 | | | | | | | | | | | | |

Non-Div. I Games:

Memphis

| | | | | |
|----|---|-----------------|---|----|
| 30 | H | East Carolina | 1 | 8 |
| 13 | A | Mississippi St. | 1 | 11 |

M
e
m
p
h
i
s

M
e
m
p
h
i
s

M
a
n
h
a
t
t
a
n

Manhattan

| | | |
|--------------|---|----|
| 201 A Marist | 2 | 14 |
| 201 A Marist | 7 | 13 |

| RPI | S | Opponent | Score | |
|-----|---|----------|-------|---|
| 265 | H | Lehigh | 4 | 6 |
| 265 | H | Lehigh | 10 | 2 |
| 266 | A | NYIT | 6 | 4 |
| 266 | H | NYIT | 7 | 6 |

R
a
d
f
o
r
d

Radford

| | | | | |
|-----|---|----------|----|---|
| 173 | A | Winthrop | 15 | 8 |
| 173 | A | Winthrop | 2 | 3 |

| RPI | S | Opponent | Score | |
|-----|---|--------------|-------|---|
| 283 | H | George Mason | 8 | 7 |

Radford

R
a
d
f
o
r
d

R
a
d
f
o
r
d

[illegible]

Non-Div. I Games:

Eastern Ky.

| | | |
|------------|----|---|
| 238 H SIUE | 12 | 1 |
| 238 H SIUE | 3 | 7 |

E
a
s
t
e
r
n
K
y
.

E
a
s
t
e
r
n
K
y
.

| | | | | | | | | | | | | | |
|------------------|----------|-----------------|-------------------|----------------|----------------------|---------------------------|----------|-------------|-----------|---------------|-------|-----------------|------|
| Average RPI Win: | 223 | WON-LOST RECORD | WINNING PCT. RANK | LAST 15 GAMES | STRENGTH OF SCHEDULE | OPP. STRENGTH OF SCHEDULE | TEAM RPI | ADJ RPI | CONF. RPI | ADJ CONF. RPI | | | |
| DIV. I ONLY | | 18-21-0 | .46154 | 179 | 8-7-0 | 202 | 283 | 217 | .46268 | 217 | 27 | 27 | |
| DIV. I NON-CONF. | | 8-11-0 | .42105 | 196 | 1-2-0 | 147 | 288 | 190 | .47877 | 190 | 28 | 28 | |
| <hr/> | | | | | | | | | | | | | |
| TOTALS | RPI 1-25 | RPI 26-50 | | W-L RECORDS | | RPI 51-100 | | RPI 101-150 | | RPI 150+ | | | |
| 18-21-0 | 0-0-0 | 0-4-0 | | OVERALL | | 2-2-0 | | 4-6-0 | | 12-9-0 | | | |
| 8-10-0 | 0-0-0 | 0-4-0 | | HOME | | 0-1-0 | | 0-0-0 | | 8-5-0 | | | |
| 8-8-0 | 0-0-0 | 0-0-0 | | AWAY | | 1-0-0 | | 4-6-0 | | 3-2-0 | | | |
| 2-3-0 | 0-0-0 | 0-0-0 | | NEUTRAL | | 1-1-0 | | 0-0-0 | | 1-2-0 | | | |
| <hr/> | | | | | | | | | | | | | |
| 8-11-0 | 0-0-0 | 0-0-0 | | NON-CONFERENCE | | 2-2-0 | | 3-3-0 | | 3-6-0 | | | |
| 2-4-0 | 0-0-0 | 0-0-0 | | HOME | | 0-1-0 | | 0-0-0 | | 2-3-0 | | | |
| 4-4-0 | 0-0-0 | 0-0- | | AWAY | | 1-0-0 | | 3-3-0 | | 0-1-0 | | | |
| 2-3-0 | 0-0-0 | 0-0-0 | | NEUTRAL | | 1-1-0 | | 0-0-0 | | 1-2-0 | | | |
| <hr/> | | | | | | | | | | | | | |
| 10-10-0 | 0-0-0 | 0-4-0 | | CONFERENCE | | 0-0-0 | | 1-3-0 | | 9-3-0 | | | |
| 6-6-0 | 0-0-0 | 0-4-0 | | HOME | | 0-0-0 | | 0-0-0 | | 6-2-0 | | | |
| 4-4-0 | 0-0-0 | 0-0-0 | | AWAY | | 0-0-0 | | 1-3-0 | | 3-1-0 | | | |
| 0-0-0 | 0-0-0 | 0-0-0 | | NEUTRAL | | 0-0-0 | | 0-0-0 | | 0-0-0 | | | |
| <hr/> | | | | | | | | | | | | | |
| RPI | S | Opponent | Score | RPI | S | Opponent | Score | RPI | S | Opponent | Score | | |
| | | | | 35 | H | Bryant | 1 6 | 65 | A | UConn | 8 4 | | |
| | | | | 35 | H | Bryant | 0 7 | 76 | H | Hartford | 9 11 | | |
| | | | | 35 | H | Bryant | 4 5 | 87 | N | Evansville | 9 5 | | |
| | | | | 35 | H | Bryant | 1 8 | 87 | N | Evansville | 0 5 | | |
| | | | | | | | | | | 129 | A | Rhode Island | 1 5 |
| | | | | | | | | | | 129 | A | Liberty | 5 7 |
| | | | | | | | | | | 129 | A | Liberty | 1 5 |
| | | | | | | | | | | 130 | A | Sacred Heart | 11 4 |
| | | | | | | | | | | 130 | A | Sacred Heart | 4 5 |
| | | | | | | | | | | 130 | A | Sacred Heart | 2 3 |
| | | | | | | | | | | 130 | A | Sacred Heart | 4 7 |
| | | | | | | | | | | 150 | A | Navy | 8 1 |
| | | | | | | | | | | 150 | A | Navy | 9 2 |
| | | | | | | | | | | 150 | A | Navy | 3 2 |
| | | | | | | | | | | 183 | H | Albany (NY) | 1 6 |
| | | | | | | | | | | 219 | H | Quinnipiac | 5 9 |
| | | | | | | | | | | 232 | N | St. Bonaventure | 2 6 |
| | | | | | | | | | | 232 | N | St. Bonaventure | 1 8 |
| | | | | | | | | | | 232 | N | St. Bonaventure | 3 0 |
| | | | | | | | | | | 243 | H | Siena | 6 5 |
| | | | | | | | | | | 271 | H | LIU Brooklyn | 3 1 |
| | | | | | | | | | | 271 | H | LIU Brooklyn | 13 4 |
| | | | | | | | | | | 271 | H | LIU Brooklyn | 4 1 |
| | | | | | | | | | | 271 | H | LIU Brooklyn | 0 2 |
| | | | | | | | | | | 275 | H | Iona | 5 4 |
| | | | | | | | | | | 275 | H | Iona | 3 6 |
| | | | | | | | | | | 278 | A | Wagner | 2 0 |
| | | | | | | | | | | 278 | A | Wagner | 2 16 |
| | | | | | | | | | | 278 | A | Wagner | 5 4 |
| | | | | | | | | | | 278 | A | Wagner | 8 2 |
| | | | | | | | | | | 279 | A | Massachusetts | 5 6 |
| | | | | LAST 15 GAMES | | | | | | | | | |
| | | | | 271 | H | LIU Brooklyn | 13 4 | 130 | A | Sacred Heart | 2 3 | | |
| | | | | 271 | H | LIU Brooklyn | 4 1 | 130 | A | Sacred Heart | 11 4 | | |
| | | | | 271 | H | LIU Brooklyn | 3 1 | 279 | A | Massachusetts | 5 6 | | |
| | | | | 271 | H | LIU Brooklyn | 0 2 | | | | | | |
| | | | | 243 | H | Siena | 6 5 | | | | | | |

Non-Div. I Games:

Central Conn. St.

| | | |
|--------------------|---|---|
| 130 A Sacred Heart | 4 | 7 |
| 130 A Sacred Heart | 4 | 5 |

| RPI | S | Opponent | Score | |
|-----|---|----------------|-------|---|
| 297 | H | Mt. St. Mary's | 6 | 0 |
| 297 | H | Mt. St. Mary's | 2 | 0 |
| 297 | H | Mt. St. Mary's | 4 | 6 |
| 297 | H | Mt. St. Mary's | 19 | 4 |

Central Conn. St.
.
S
t
.

C
e
n
t
r
a
l
C
o
n
n
.
S
t
.

| Average RPI Win: | | 186 | WON-LOST RECORD | | WINNING PCT. RANK | | LAST 15 GAMES | | STRENGTH OF SCHEDULE | | OPP. STRENGTH OF SCHEDULE | | TEAM RPI | | ADJ RPI | | CONF. RPI | | ADJ CONF. RPI | | | | |
|------------------|---|----------------|-----------------|-----------|-------------------|----------------|---------------|---------------------|----------------------|-------------|---------------------------|----------|----------|--------------------|---------|-------|-----------|-----|---------------|---------------|--|----|----|
| DIV. I ONLY | | | 15-26-0 | | .36585 | 238 | 3-12-0 | | 126 | | 124 | | 218 | | .46251 | | 218 | 14 | | 14 | | | |
| DIV. I NON-CONF. | | | 10-19-0 | | .34483 | 235 | 0-6-0 | | 194 | | 94 | | 255 | | .44307 | | 255 | 17 | | 17 | | | |
| TOTALS | | RPI 1-25 | | RPI 26-50 | | W-L RECORDS | | RPI 51-100 | | RPI 101-150 | | RPI 150+ | | | | | | | | | | | |
| 15-26-0 | | 0-4-0 | | 1-2-0 | | OVERALL | | 0-3-0 | | 2-9-0 | | 12-8-0 | | | | | | | | | | | |
| 12-12-0 | | 0-3-0 | | 1-2-0 | | HOME | | 0-2-0 | | 2-2-0 | | 9-3-0 | | | | | | | | | | | |
| 3-14-0 | | 0-1-0 | | 0-0-0 | | AWAY | | 0-1-0 | | 0-7-0 | | 3-5-0 | | | | | | | | | | | |
| 0-0-0 | | 0-0-0 | | 0-0-0 | | NEUTRAL | | 0-0-0 | | 0-0-0 | | 0-0-0 | | | | | | | | | | | |
| 10-19-0 | | 0-4-0 | | 0-0-0 | | NON-CONFERENCE | | 0-3-0 | | 0-5-0 | | 10-7-0 | | | | | | | | | | | |
| 9-9-0 | | 0-3-0 | | 0-0-0 | | HOME | | 0-2-0 | | 0-1-0 | | 9-3-0 | | | | | | | | | | | |
| 1-10-0 | | 0-1-0 | | 0-0- | | AWAY | | 0-1-0 | | 0-4-0 | | 1-4-0 | | | | | | | | | | | |
| 0-0-0 | | 0-0-0 | | 0-0-0 | | NEUTRAL | | 0-0-0 | | 0-0-0 | | 0-0-0 | | | | | | | | | | | |
| 5-7-0 | | 0-0-0 | | 1-2-0 | | CONFERENCE | | 0-0-0 | | 2-4-0 | | 2-1-0 | | | | | | | | | | | |
| 3-3-0 | | 0-0-0 | | 1-2-0 | | HOME | | 0-0-0 | | 2-1-0 | | 0-0-0 | | | | | | | | | | | |
| 2-4-0 | | 0-0-0 | | 0-0-0 | | AWAY | | 0-0-0 | | 0-3-0 | | 2-1-0 | | | | | | | | | | | |
| 0-0-0 | | 0-0-0 | | 0-0-0 | | NEUTRAL | | 0-0-0 | | 0-0-0 | | 0-0-0 | | | | | | | | | | | |
| RPI | S | Opponent | | Score | | RPI | S | Opponent | | Score | | RPI | S | Opponent | | Score | | | | | | | |
| 3 | H | South Carolina | | 3 | 6 | 46 | H | UNCG | | 1 | 14 | 53 | A | Col. of Charleston | | 0 | 1 | 110 | H | Western Caro. | | 6 | 4 |
| 10 | H | Clemson | | 1 | 12 | 46 | H | UNCG | | 4 | 7 | 53 | H | Col. of Charleston | | 9 | 12 | 110 | H | Western Caro. | | 0 | 11 |
| 10 | H | Clemson | | 4 | 5 | 46 | H | UNCG | | 7 | 5 | 53 | H | Col. of Charleston | | 1 | 5 | 110 | H | Western Caro. | | 2 | 1 |
| 11 | A | Coastal Caro. | | 3 | 4 | | | | | | | | | | | | | 126 | A | Ga. Southern | | 2 | 10 |
| | | | | | | | | | | | | | | | | | | 126 | H | Ga. Southern | | 5 | 7 |
| | | | | | | | | | | | | | | | | | | 131 | A | Wofford | | 8 | 10 |
| | | | | | | | | | | | | | | | | | | 131 | A | Wofford | | 9 | 10 |
| | | | | | | | | | | | | | | | | | | 131 | A | Wofford | | 5 | 10 |
| | | | | | | | | | | | | | | | | | | 149 | A | Stetson | | 5 | 11 |
| | | | | | | | | | | | | | | | | | | 149 | A | Stetson | | 1 | 3 |
| | | | | | | | | | | | | | | | | | | 149 | A | Stetson | | 0 | 7 |
| | | | | | | | | | | | | | | | | | | 159 | H | Richmond | | 6 | 2 |
| | | | | | | | | | | | | | | | | | | 163 | H | Presbyterian | | 2 | 1 |
| | | | | | | | | | | | | | | | | | | 163 | H | Presbyterian | | 6 | 7 |
| | | | | | | | | | | | | | | | | | | 163 | H | Presbyterian | | 7 | 2 |
| | | | | | | | | | | | | | | | | | | 197 | A | Elon | | 3 | 5 |
| | | | | | | | | | | | | | | | | | | 197 | A | Elon | | 13 | 8 |
| | | | | | | | | | | | | | | | | | | 197 | A | Elon | | 3 | 8 |
| | | | | | | | | | | | | | | | | | | 200 | H | Virginia Tech | | 0 | 12 |
| | | | | | | | | | | | | | | | | | | 200 | H | Virginia Tech | | 4 | 2 |
| | | | | | | | | | | | | | | | | | | 200 | H | Virginia Tech | | 5 | 4 |
| | | | | | | | | LAST 15 GAMES | | | | | | | | | | 233 | A | VMI | | 4 | 2 |
| | | | | | | | | 110 H Western Caro. | | 6 | 4 | | | | | | | 233 | A | VMI | | 10 | 2 |
| | | | | | | | | 110 H Western Caro. | | 0 | 11 | | | | | | | 233 | A | VMI | | 3 | 8 |
| | | | | | | | | 110 H Western Caro. | | 2 | 1 | | | | | | | 236 | A | USC Upstate | | 1 | 14 |
| | | | | | | | | 126 H Ga. Southern | | 5 | 7 | | | | | | | 236 | H | USC Upstate | | 1 | 7 |
| | | | | | | | | 126 A Ga. Southern | | 2 | 10 | | | | | | | 243 | H | Siena | | 6 | 4 |

Non-Div. I Games:

The Citadel

| | | | | |
|-----|---|---------|---|----|
| 131 | A | Wofford | 8 | 10 |
| 131 | A | Wofford | 9 | 10 |

| RPI | S | Opponent | Score | |
|-----|---|----------------|-------|----|
| 243 | H | Siena | 3 | 2 |
| 243 | H | Siena | 14 | 2 |
| 244 | A | Charleston So. | 1 | 18 |
| 244 | H | Charleston So. | 4 | 3 |

T
h
e
C
i
t
a
d
e
l

T
h
e
C
i
t
a
d
e
l

| Average RPI Win: | 203 | WON-LOST RECORD | WINNING PCT. RANK | LAST 15 GAMES | STRENGTH OF SCHEDULE | OPP. STRENGTH OF SCHEDULE | TEAM RPI | ADJ RPI | CONF. RPI | ADJ CONF. RPI | | |
|------------------|----------|-----------------|-------------------|----------------|----------------------|---------------------------|----------|-------------------------|-----------|---------------|-------|----|
| DIV. I ONLY | | 16-22-0 | .42105 | 208 | 9-6-0 | 283 | 150 | 219 | .46162 | 219 | 28 | 28 |
| DIV. I NON-CONF. | | 10-16-0 | .38462 | 219 | 3-3-0 | 242 | 98 | 180 | .48443 | 179 | 25 | 25 |
| ----- | | | | | | | | | | | | |
| TOTALS | RPI 1-25 | RPI 26-50 | | W-L RECORDS | | RPI 51-100 | | RPI 101-150 | | RPI 150+ | | |
| 16-22-0 | 0-0-0 | 0-0-0 | | OVERALL | | 3-5-0 | | 1-3-0 | | 12-14-0 | | |
| 5-2-0 | 0-0-0 | 0-0-0 | | HOME | | 0-0-0 | | 0-0-0 | | 5-2-0 | | |
| 11-20-0 | 0-0-0 | 0-0-0 | | AWAY | | 3-5-0 | | 1-3-0 | | 7-12-0 | | |
| 0-0-0 | 0-0-0 | 0-0-0 | | NEUTRAL | | 0-0-0 | | 0-0-0 | | 0-0-0 | | |
| 10-16-0 | 0-0-0 | 0-0-0 | | NON-CONFERENCE | | 3-5-0 | | 1-3-0 | | 6-8-0 | | |
| 0-1-0 | 0-0-0 | 0-0-0 | | HOME | | 0-0-0 | | 0-0-0 | | 0-1-0 | | |
| 10-15-0 | 0-0-0 | 0-0- | | AWAY | | 3-5-0 | | 1-3-0 | | 6-7-0 | | |
| 0-0-0 | 0-0-0 | 0-0-0 | | NEUTRAL | | 0-0-0 | | 0-0-0 | | 0-0-0 | | |
| 6-6-0 | 0-0-0 | 0-0-0 | | CONFERENCE | | 0-0-0 | | 0-0-0 | | 6-6-0 | | |
| 5-1-0 | 0-0-0 | 0-0-0 | | HOME | | 0-0-0 | | 0-0-0 | | 5-1-0 | | |
| 1-5-0 | 0-0-0 | 0-0-0 | | AWAY | | 0-0-0 | | 0-0-0 | | 1-5-0 | | |
| 0-0-0 | 0-0-0 | 0-0-0 | | NEUTRAL | | 0-0-0 | | 0-0-0 | | 0-0-0 | | |
| RPI | S | Opponent | Score | RPI | S | Opponent | Score | RPI | S | Opponent | Score | |
| | | | | | | 63 A North Florida | 5 6 | 111 A Seton Hall | 2 14 | | | |
| | | | | | | 63 A North Florida | 8 12 | 111 A Seton Hall | 1 4 | | | |
| | | | | | | 63 A North Florida | 3 0 | 111 A Seton Hall | 1 5 | | | |
| | | | | | | 76 A Hartford | 7 5 | 125 A Rhode Island | 2 1 | | | |
| | | | | | | 94 A FGCU | 4 10 | 183 A Albany (NY) | 14 24 | | | |
| | | | | | | 94 A FGCU | 10 9 | 190 A Northeastern | 9 12 | | | |
| | | | | | | 94 A FGCU | 4 8 | 199 H Yale | 6 8 | | | |
| | | | | | | 94 A FGCU | 3 10 | 200 A Virginia Tech | 4 2 | | | |
| | | | | | | | | 200 A Virginia Tech | 2 5 | | | |
| | | | | | | | | 200 A Virginia Tech | 3 4 | | | |
| | | | | | | | | 200 A Virginia Tech | 4 13 | | | |
| | | | | | | | | 201 A Marist | 2 5 | | | |
| | | | | | | | | 201 A Marist | 0 6 | | | |
| | | | | | | | | 201 A Marist | 2 4 | | | |
| | | | | | | | | 206 A Bethune-Cookman | 3 8 | | | |
| | | | | | | | | 214 H Manhattan | 5 3 | | | |
| | | | | | | | | 214 H Manhattan | 10 4 | | | |
| | | | | | | | | 214 H Manhattan | 11 17 | | | |
| | | | | | | | | 217 A Central Conn. St. | 9 5 | | | |
| | | | | | | | | 229 A Dartmouth | 5 4 | | | |
| | | | | | | | | 243 A Siena | 7 8 | | | |
| | | | | | | | | 243 A Siena | 7 0 | | | |
| | | | | | | | | 243 A Siena | 2 3 | | | |
| | | | | | | | | 250 A Appalachian St. | 7 2 | | | |
| | | | | | | | | 250 A Appalachian St. | 7 10 | | | |
| | | | | | | | | 250 A Appalachian St. | 4 3 | | | |
| | | | | | | | | 250 A Appalachian St. | 3 2 | | | |
| | | | | | | | | | | | | |
| | | | | | | | | | | | | |
| | | | | | | | | | | | | |
| | | | | | | | | | | | | |
| | | | | | | | | | | | | |
| | | | | | | | | | | | | |
| | | | | | | | | | | | | |
| | | | | | | | | | | | | |
| | | | | | | | | | | | | |
| | | | | | | | | | | | | |
| | | | | | | | | | | | | |
| | | | | | | | | | | | | |
| | | | | | | | | | | | | |
| | | | | | | | | | | | | |
| | | | | | | | | | | | | |
| | | | | | | | | | | | | |
| | | | | | | | | | | | | |
| | | | | | | | | | | | | |
| | | | | | | | | | | | | |
| | | | | | | | | | | | | |
| | | | | | | | | | | | | |
| | | | | | | | | | | | | |
| | | | | | | | | | | | | |
| | | | | | | | | | | | | |
| | | | | | | | | | | | | |
| | | | | | | | | | | | | |
| | | | | | | | | | | | | |
| | | | | | | | | | | | | |
| | | | | | | | | | | | | |
| | | | | | | | | | | | | |
| | | | | | | | | | | | | |
| | | | | | | | | | | | | |
| | | | | | | | | | | | | |
| | | | | | | | | | | | | |
| | | | | | | | | | | | | |
| | | | | | | | | | | | | |
| | | | | | | | | | | | | |
| | | | | | | | | | | | | |
| | | | | | | | | | | | | |
| | | | | | | | | | | | | |
| | | | | | | | | | | | | |
| | | | | | | | | | | | | |
| | | | | | | | | | | | | |
| | | | | | | | | | | | | |
| | | | | | | | | | | | | |
| | | | | | | | | | | | | |
| | | | | | | | | | | | | |
| | | | | | | | | | | | | |
| | | | | | | | | | | | | |
| | | | | | | | | | | | | |
| | | | | | | | | | | | | |
| | | | | | | | | | | | | |
| | | | | | | | | | | | | |
| | | | | | | | | | | | | |
| | | | | | | | | | | | | |
| | | | | | | | | | | | | |
| | | | | | | | | | | | | |
| | | | | | | | | | | | | |
| | | | | | | | | | | | | |
| | | | | | | | | | | | | |
| | | | | | | | | | | | | |

Non-Div. I Games:

Quinnipiac

| | | | | |
|-----|---|------|---|---|
| 275 | H | Iona | 4 | 3 |
| 275 | H | Iona | 2 | 0 |

| RPI | S | Opponent | Score | |
|-----|---|----------|-------|---|
| 275 | H | Iona | 3 | 2 |
| 275 | H | Iona | 4 | 3 |
| 275 | H | Iona | 2 | 0 |

Quinnipiac

Q
u
i
n
n
i
p
i
a
c

Q
u
i
n
n
i
p
i
a
c

| Average RPI Win: | 200 | WON-LOST RECORD | WINNING PCT. RANK | LAST 15 GAMES | STRENGTH OF SCHEDULE | OPP. STRENGTH OF SCHEDULE | TEAM RPI | ADJ RPI | CONF. RPI | ADJ CONF. RPI | | |
|------------------|----------|-----------------|-------------------|----------------|----------------------|---------------------------|----------|--------------------|-----------|-------------------|-------|----|
| DIV. I ONLY | | 13-24-0 | .35135 | 245 | 8-7-0 | 179 | 262 | 221 | .46086 | 220 | 28 | 28 |
| DIV. I NON-CONF. | | 8-17-0 | .32 | 246 | 3-3-0 | 161 | 246 | 231 | .45688 | 231 | 25 | 25 |
| TOTALS | RPI 1-25 | RPI 26-50 | | W-L RECORDS | | RPI 51-100 | | RPI 101-150 | | RPI 150+ | | |
| 13-24-0 | 0-0-0 | 0-0-0 | | OVERALL | | 1-4-0 | | 2-6-0 | | 10-14-0 | | |
| 6-4-0 | 0-0-0 | 0-0-0 | | HOME | | 1-1-0 | | 2-1-0 | | 3-2-0 | | |
| 7-18-0 | 0-0-0 | 0-0-0 | | AWAY | | 0-3-0 | | 0-5-0 | | 7-10-0 | | |
| 0-2-0 | 0-0-0 | 0-0-0 | | NEUTRAL | | 0-0-0 | | 0-0-0 | | 0-2-0 | | |
| 8-17-0 | 0-0-0 | 0-0-0 | | NON-CONFERENCE | | 1-4-0 | | 2-6-0 | | 5-7-0 | | |
| 5-2-0 | 0-0-0 | 0-0-0 | | HOME | | 1-1-0 | | 2-1-0 | | 2-0-0 | | |
| 3-13-0 | 0-0-0 | 0-0- | | AWAY | | 0-3-0 | | 0-5-0 | | 3-5-0 | | |
| 0-2-0 | 0-0-0 | 0-0-0 | | NEUTRAL | | 0-0-0 | | 0-0-0 | | 0-2-0 | | |
| 5-7-0 | 0-0-0 | 0-0-0 | | CONFERENCE | | 0-0-0 | | 0-0-0 | | 5-7-0 | | |
| 1-2-0 | 0-0-0 | 0-0-0 | | HOME | | 0-0-0 | | 0-0-0 | | 1-2-0 | | |
| 4-5-0 | 0-0-0 | 0-0-0 | | AWAY | | 0-0-0 | | 0-0-0 | | 4-5-0 | | |
| 0-0-0 | 0-0-0 | 0-0-0 | | NEUTRAL | | 0-0-0 | | 0-0-0 | | 0-0-0 | | |
| RPI | S | Opponent | Score | RPI | S | Opponent | Score | RPI | S | Opponent | Score | |
| | | | | | | 58 A High Point | 4 6 | 130 H Sacred Heart | | 4 7 | | |
| | | | | | | 58 A High Point | 2 4 | 130 H Sacred Heart | | 4 2 | | |
| | | | | | | 58 A High Point | 2 10 | 130 H Sacred Heart | | 4 1 | | |
| | | | | | | 68 H Rutgers | 3 2 | 131 A Wofford | | 4 12 | | |
| | | | | | | 96 H Princeton | 2 7 | 133 A Gardner-Webb | | 2 6 | | |
| | | | | | | | | 133 A Gardner-Webb | | 1 6 | | |
| | | | | | | | | 133 A Gardner-Webb | | 2 8 | | |
| | | | | | | | | 133 A Gardner-Webb | | 2 3 | | |
| | | | | | | | | 157 A Monmouth | | 4 8 | | |
| | | | | | | | | 157 A Monmouth | | 3 5 | | |
| | | | | | | | | 157 A Monmouth | | 0 6 | | |
| | | | | | | | | 162 A Campbell | | 11 8 | | |
| | | | | | | | | 162 A Campbell | | 3 12 | | |
| | | | | | | | | 191 H Canisius | | 0 1 | | |
| | | | | | | | | 191 H Canisius | | 5 3 | | |
| | | | | | | | | 191 H Canisius | | 5 15 | | |
| | | | | | | | | 202 A Fairfield | | 7 6 | | |
| | | | | | | | | 202 A Fairfield | | 1 13 | | |
| | | | | | | | | 202 A Fairfield | | 6 3 | | |
| | | | | | | | | 222 A Niagara | | 0 3 | | |
| | | | | | | | | 222 A Niagara | | 14 5 | | |
| | | | | | | | | 222 A Niagara | | 9 1 | | |
| | | | | | | 222 A Niagara | 14 5 | 265 A Lehigh | | 8 9 | | |
| | | | | | | 222 A Niagara | 9 1 | 130 H Sacred Heart | | 4 7 | | |
| | | | | | | 222 A Niagara | 0 3 | 130 H Sacred Heart | | 4 2 | | |
| | | | | | | 96 H Princeton | 2 7 | | | 236 A USC Upstate | 3 10 | |
| | | | | | | 191 H Canisius | 5 15 | | | 261 N Lafayette | 3 6 | |

Non-Div. I Games:

Rider

Rider

| | | |
|----------------|---|---|
| 191 H Canisius | 0 | 1 |
| 191 H Canisius | 5 | 3 |

Through Games Of April 24, 2016

| RPI | S | Opponent | Score | |
|-----|---|---------------|-------|----|
| 265 | A | Lehigh | 8 | 9 |
| 265 | H | Lehigh | 10 | 9 |
| 281 | H | La Salle | 5 | 2 |
| 285 | N | UNC Asheville | 4 | 19 |
| 290 | A | Delaware St. | 11 | 7 |

Rider

R
i
d
e
r

R
i
d
e
r

| Average RPI Win: | | 291 | WON-LOST RECORD | | WINNING PCT. RANK | | LAST 15 GAMES | | STRENGTH OF SCHEDULE | | OPP. STRENGTH OF SCHEDULE | | TEAM RPI | | ADJ RPI | | CONF. RPI | | ADJ CONF. RPI | | | | |
|-------------------|---|------------------|-----------------|-----------|-------------------|------------------|---------------|------------------|----------------------|------------------|---------------------------|-----|----------|------------------|---------|-------|-----------|-----------|---------------|-----------------|--|-------|----|
| DIV. I ONLY | | | 14-19-0 | .424 | 24 | 207 | 5-6-0 | | 243 | | 272 | | 220 | .459 | 17 | 221 | 32 | | 32 | | | | |
| DIV. I NON-CONF. | | | 0-13-0 | 0 | 296 | | 0-3-0 | | 5 | | 1 | | 239 | .448 | 44 | 244 | 31 | | 31 | | | | |
| TOTALS | | RPI 1-25 | | RPI 26-50 | | | | W-L RECORDS | | RPI 51-100 | | | | RPI 101-150 | | | | RPI 150+ | | | | | |
| 14-19-0 | | 0-4-0 | | 0-5-0 | | | | OVERALL | | 0-4-0 | | | | 0-0-0 | | | | 14-6-0 | | | | | |
| 5-4-0 | | 0-0-0 | | 0-3-0 | | | | HOME | | 0-0-0 | | | | 0-0-0 | | | | 5-1-0 | | | | | |
| 8-14-0 | | 0-4-0 | | 0-2-0 | | | | AWAY | | 0-4-0 | | | | 0-0-0 | | | | 8-4-0 | | | | | |
| 1-1-0 | | 0-0-0 | | 0-0-0 | | | | NEUTRAL | | 0-0-0 | | | | 0-0-0 | | | | 1-1-0 | | | | | |
| 0-13-0 | | 0-4-0 | | 0-5-0 | | | | NON-CONFERENCE | | 0-4-0 | | | | 0-0-0 | | | | 0-0-0 | | | | | |
| 0-3-0 | | 0-0-0 | | 0-3-0 | | | | HOME | | 0-0-0 | | | | 0-0-0 | | | | 0-0-0 | | | | | |
| 0-10-0 | | 0-4-0 | | 0-0- | | | | AWAY | | 0-4-0 | | | | 0-0-0 | | | | 0-0-0 | | | | | |
| 0-0-0 | | 0-0-0 | | 0-0-0 | | | | NEUTRAL | | 0-0-0 | | | | 0-0-0 | | | | 0-0-0 | | | | | |
| 14-6-0 | | 0-0-0 | | 0-0-0 | | | | CONFERENCE | | 0-0-0 | | | | 0-0-0 | | | | 14-6-0 | | | | | |
| 5-1-0 | | 0-0-0 | | 0-0-0 | | | | HOME | | 0-0-0 | | | | 0-0-0 | | | | 5-1-0 | | | | | |
| 8-4-0 | | 0-0-0 | | 0-0-0 | | | | AWAY | | 0-0-0 | | | | 0-0-0 | | | | 8-4-0 | | | | | |
| 1-1-0 | | 0-0-0 | | 0-0-0 | | | | NEUTRAL | | 0-0-0 | | | | 0-0-0 | | | | 1-1-0 | | | | | |
| RPI | S | Opponent | | Score | | RPI | S | Opponent | | Score | | RPI | S | Opponent | | Score | | RPI | S | Opponent | | Score | |
| 5 | A | Ole Miss | | 2 | 15 | 33 | H | Pittsburgh | | 6 | 14 | 74 | A | Louisiana Tech | | 2 | 10 | 276 | A | Ark.-Pine Bluff | | 7 | 8 |
| 5 | A | Ole Miss | | 1 | 6 | 33 | H | Pittsburgh | | 5 | 18 | 74 | A | Louisiana Tech | | 3 | 7 | 276 | A | Ark.-Pine Bluff | | 4 | 12 |
| 5 | A | Ole Miss | | 3 | 7 | 33 | H | Pittsburgh | | 6 | 16 | 92 | A | Arkansas | | 4 | 14 | 276 | A | Ark.-Pine Bluff | | 7 | 1 |
| 14 | A | LSU | | 11 | 14 | 34 | A | Northwestern St. | | 1 | 2 | 92 | A | Arkansas | | 2 | 3 | 286 | A | Texas Southern | | 3 | 2 |
| | | | | | | 42 | A | New Orleans | | 8 | 11 | | | | | | | 286 | A | Texas Southern | | 3 | 5 |
| | | | | | | | | | | | | | | | | | | 286 | H | Texas Southern | | 5 | 4 |
| | | | | | | | | | | | | | | | | | | 286 | H | Texas Southern | | 14 | 21 |
| | | | | | | | | | | | | | | | | | | 286 | H | Texas Southern | | 6 | 4 |
| | | | | | | | | | | | | | | | | | | 292 | A | Alcorn | | 12 | 3 |
| | | | | | | | | | | | | | | | | | | 293 | A | Southern U. | | 16 | 11 |
| | | | | | | | | | | | | | | | | | | 293 | A | Southern U. | | 9 | 5 |
| | | | | | | | | | | | | | | | | | | 293 | A | Southern U. | | 3 | 10 |
| | | | | | | | | | | | | | | | | | | 293 | A | Southern U. | | 11 | 7 |
| | | | | | | | | | | | | | | | | | | 293 | A | Southern U. | | 10 | 8 |
| | | | | | | | | | | | | | | | | | | 293 | A | Southern U. | | 10 | 9 |
| | | | | | | | | | | | | | | | | | | 293 | N | Southern U. | | 15 | 0 |
| | | | | | | | | | | | | | | | | | | 296 | H | Prairie View | | 13 | 6 |
| | | | | | | | | | | | | | | | | | | 296 | H | Prairie View | | 8 | 4 |
| | | | | | | | | | | | | | | | | | | 296 | H | Prairie View | | 11 | 7 |
| | | | | | | | | | | | | | | | | | | 296 | N | Prairie View | | 3 | 4 |
| | | | | | | LAST 15 GAMES | | | | | | | | | | | | | | | | | |
| | | | | | | 286 | A | Texas Southern | | 3 | 5 | 276 | A | Ark.-Pine Bluff | | 7 | 8 | | | | | | |
| | | | | | | 286 | A | Texas Southern | | 3 | 2 | 276 | A | Ark.-Pine Bluff | | 4 | 12 | | | | | | |
| | | | | | | 74 | A | Louisiana Tech | | 3 | 7 | 276 | A | Ark.-Pine Bluff | | 7 | 1 | | | | | | |
| | | | | | | 14 | A | LSU | | 11 | 14 | | | | | | | | | | | | |
| | | | | | | 293 | A | Southern U. | | 16 | 11 | | | | | | | | | | | | |
| Non-Div. I Games: | | Jarvis Christian | | 16 | 6 | Manhattan Chrst. | | 11 | 0 | Manhattan Chrst. | | 19 | 0 | Manhattan Chrst. | | 3 | 2 | Grambling | | | | | |
| | | Texas Col. | | 20 | 7 | | | | | | | | | | | | | | | | | | |

| | | |
|-------------------|----|---|
| 293 A Southern U. | 10 | 8 |
| 293 A Southern U. | 11 | 7 |

G
r
a
m
b
l
i
n
g

G
r
a
m
b
l
i
n
g

| Average RPI Win: | | 238 | WON-LOST RECORD | | WINNING PCT. RANK | | LAST 15 GAMES | | STRENGTH OF SCHEDULE | | OPP. STRENGTH OF SCHEDULE | | TEAM RPI | | ADJ RPI | | CONF. RPI | | ADJ CONF. RPI | |
|------------------|---|--------------------|-----------------|-----------|-------------------|----------------|---------------|-----------------|----------------------|-------------|---------------------------|----------|----------|-----------|------------|-------|-----------|--|---------------|--|
| DIV. I ONLY | | | 12-26-1 | | .32051 261 | | 7-8-0 | | 181 | | 271 | | 222 | | .45859 222 | | 28 | | 28 | |
| DIV. I NON-CONF. | | | 5-18-1 | | .22917 274 | | 1-1-0 | | 35 | | 247 | | 201 | | .47183 201 | | 25 | | 25 | |
| TOTALS | | RPI 1-25 | | RPI 26-50 | | W-L RECORDS | | RPI 51-100 | | RPI 101-150 | | RPI 150+ | | | | | | | | |
| 12-26-1 | | 0-1-0 | | 0-8-0 | | OVERALL | | 1-3-0 | | 0-2-0 | | 11-12-1 | | | | | | | | |
| 2-3-0 | | 0-0-0 | | 0-0-0 | | HOME | | 0-0-0 | | 0-0-0 | | 2-3-0 | | | | | | | | |
| 9-18-1 | | 0-1-0 | | 0-3-0 | | AWAY | | 1-2-0 | | 0-2-0 | | 8-8-0 | | | | | | | | |
| 1-5-0 | | 0-0-0 | | 0-4-0 | | NEUTRAL | | 0-1-0 | | 0-0-0 | | 1-0-0 | | | | | | | | |
| 5-18-1 | | 0-1-0 | | 0-8-0 | | NON-CONFERENCE | | 1-3-0 | | 0-2-0 | | 4-4-1 | | | | | | | | |
| 1-1-0 | | 0-0-0 | | 0-0-0 | | HOME | | 0-0-0 | | 0-0-0 | | 1-1-0 | | | | | | | | |
| 3-12-1 | | 0-1-0 | | 0-0- | | AWAY | | 1-2-0 | | 0-2-0 | | 2-3-1 | | | | | | | | |
| 1-5-0 | | 0-0-0 | | 0-4-0 | | NEUTRAL | | 0-1-0 | | 0-0-0 | | 1-0-0 | | | | | | | | |
| 7-8-0 | | 0-0-0 | | 0-0-0 | | CONFERENCE | | 0-0-0 | | 0-0-0 | | 7-8-0 | | | | | | | | |
| 1-2-0 | | 0-0-0 | | 0-0-0 | | HOME | | 0-0-0 | | 0-0-0 | | 1-2-0 | | | | | | | | |
| 6-6-0 | | 0-0-0 | | 0-0-0 | | AWAY | | 0-0-0 | | 0-0-0 | | 6-6-0 | | | | | | | | |
| 0-0-0 | | 0-0-0 | | 0-0-0 | | NEUTRAL | | 0-0-0 | | 0-0-0 | | 0-0-0 | | | | | | | | |
| RPI | S | Opponent | | Score | | RPI | S | Opponent | | Score | | RPI | S | Opponent | | Score | | | | |
| 8 | A | North Carolina St. | | 1 | 7 | 33 | N | Pittsburgh | | 10 | 19 | 93 | A | Penn St. | | 4 | 3 | | | |
| | | | | | | 33 | N | Pittsburgh | | 4 | 5 | 93 | A | Penn St. | | 1 | 4 | | | |
| | | | | | | 41 | N | Alabama | | 4 | 8 | 93 | A | Penn St. | | 4 | 16 | | | |
| | | | | | | 43 | A | BYU | | 3 | 15 | 100 | N | Ohio St. | | 7 | 10 | | | |
| | | | | | | 43 | A | BYU | | 1 | 14 | | | | | | | | | |
| | | | | | | 43 | A | BYU | | 2 | 14 | | | | | | | | | |
| | | | | | | 43 | A | BYU | | 10 | 14 | | | | | | | | | |
| | | | | | | 45 | N | Notre Dame | | 4 | 5 | | | | | | | | | |
| | | | | | | LAST 15 GAMES | | | | | | | | | | | | | | |
| | | | | | | 220 | H | Rider | | 5 | 14 | 202 | A | Fairfield | | 2 | 3 | | | |
| | | | | | | 220 | H | Rider | | 1 | 9 | 201 | A | Marist | | 7 | 3 | | | |
| | | | | | | 220 | H | Rider | | 3 | 0 | 201 | A | Marist | | 2 | 3 | | | |
| | | | | | | 232 | H | St. Bonaventure | | 3 | 8 | | | | | | | | | |
| | | | | | | 232 | H | St. Bonaventure | | 5 | 3 | | | | | | | | | |

Non-Div. I Games:

Niagara

| | | |
|-----------------|---|---|
| 202 A Fairfield | 2 | 4 |
| 202 A Fairfield | 3 | 9 |

N
i
a
g
a
r
a

N
i
a
g
a
r
a

| Average RPI Win: 210 | | WON-LOST RECORD | WINNING PCT. RANK | LAST 15 GAMES | STRENGTH OF SCHEDULE | OPP. STRENGTH OF SCHEDULE | TEAM RPI | ADJ RPI | | CONF. RPI | ADJ CONF. RPI |
|-----------------------|----------|--------------------|----------------------|------------------|-------------------------|------------------------------|---------------|------------|-------------|--------------|------------------|
| Average RPI Loss: 183 | | | | | | | | | | | |
| DIV. I ONLY | | 18-19-0 | .48649 159 | 8-7-0 | 269 | 240 | 223 | .45821 | 223 | 25 | 25 |
| DIV. I NON-CONF. | | 9-12-0 | .42857 187 | 2-1-0 | 267 | 237 | 250 | .44548 | 250 | 23 | 23 |
| TOTALS | | RPI 1-25 | RPI 26-50 | | W-L RECORDS | | RPI 51-100 | | RPI 101-150 | | RPI 150+ |
| 18-19-0 | 0-0-0 | | 0-0-0 | | OVERALL | | 2-5-0 | | 2-1-0 | | 14-13-0 |
| 10-5-0 | 0-0-0 | | 0-0-0 | | HOME | | 0-0-0 | | 2-1-0 | | 8-4-0 |
| 7-10-0 | 0-0-0 | | 0-0-0 | | AWAY | | 2-5-0 | | 0-0-0 | | 5-5-0 |
| 1-4-0 | 0-0-0 | | 0-0-0 | | NEUTRAL | | 0-0-0 | | 0-0-0 | | 1-4-0 |
| 9-12-0 | 0-0-0 | | 0-0-0 | | NON-CONFERENCE | | 1-2-0 | | 2-1-0 | | 6-9-0 |
| 4-3-0 | 0-0-0 | | 0-0-0 | | HOME | | 0-0-0 | | 2-1-0 | | 2-2-0 |
| 4-5-0 | 0-0-0 | | 0-0- | | AWAY | | 1-2-0 | | 0-0-0 | | 3-3-0 |
| 1-4-0 | 0-0-0 | | 0-0-0 | | NEUTRAL | | 0-0-0 | | 0-0-0 | | 1-4-0 |
| 9-7-0 | 0-0-0 | | 0-0-0 | | CONFERENCE | | 1-3-0 | | 0-0-0 | | 8-4-0 |
| 6-2-0 | 0-0-0 | | 0-0-0 | | HOME | | 0-0-0 | | 0-0-0 | | 6-2-0 |
| 3-5-0 | 0-0-0 | | 0-0-0 | | AWAY | | 1-3-0 | | 0-0-0 | | 2-2-0 |
| 0-0-0 | 0-0-0 | | 0-0-0 | | NEUTRAL | | 0-0-0 | | 0-0-0 | | 0-0-0 |
| RPI S | Opponent | Score | RPI S | Opponent | Score | RPI S | Opponent | Score | RPI S | Opponent | Score |
| | | | | | | 63 A | North Florida | 3 2 | 139 H | Binghamton | 6 2 |
| | | | | | | 63 A | North Florida | 3 5 | 139 H | Binghamton | 0 7 |
| | | | | | | 63 A | North Florida | 5 17 | 139 H | Binghamton | 1 0 |
| | | | | | | 96 A | Princeton | 5 2 | 174 N | Georgetown | 6 11 |
| | | | | | | 96 A | Princeton | 2 7 | 174 N | Georgetown | 1 9 |
| | | | | | | 96 A | Princeton | 1 5 | 174 N | Georgetown | 2 4 |
| | | | | | | 96 A | Princeton | 1 3 | 175 N | Holy Cross | 4 3 |
| | | | | | | | | | 175 N | Holy Cross | 3 5 |
| | | | | | | | | | 199 H | Yale | 19 3 |
| | | | | | | | | | 199 H | Yale | 3 2 |
| | | | | | | | | | 226 A | Harvard | 2 3 |
| | | | | | | | | | 226 A | Harvard | 6 5 |
| | | | | | | | | | 229 A | Dartmouth | 1 2 |
| | | | | | | | | | 229 A | Dartmouth | 11 1 |
| | | | | | | | | | 241 H | Cornell | 3 2 |
| | | | | | | | | | 241 H | Cornell | 16 5 |
| | | | | | | | | | 241 H | Cornell | 13 2 |
| | | | | | | | | | 241 H | Cornell | 4 7 |
| | | | | | | | | | 246 A | Villanova | 1 6 |
| | | | | | | | | | 246 H | Villanova | 4 9 |
| | | | | | | | | | 260 H | Brown | 5 8 |
| | | | | | | | | | 260 H | Brown | 3 1 |
| | | | | | | 241 H | Cornell | 3 2 | 261 A | Lafayette | 12 2 |
| | | | | | | 241 H | Cornell | 16 5 | 261 A | Lafayette | 4 5 |
| | | | | | | 241 H | Cornell | 4 7 | 261 A | Lafayette | 6 5 |
| | | | | | | 241 H | Cornell | 13 2 | 261 H | Lafayette | 1 3 |
| | | | | | | 281 H | La Salle | 7 3 | 261 H | Lafayette | 7 5 |
| | | | LAST 15 GAMES | | | | | | | | |
| | | | | | | 96 A | Princeton | 1 3 | | | |
| | | | | | | 96 A | Princeton | 2 7 | | | |
| | | | | | | 266 A | NYIT | 5 6 | | | |
| | | | | | | | | | | | |
| | | | | | | | | | | | |

Non-Div. I Games:

Penn

Penn

| | | | | |
|----|---|-----------|---|---|
| 96 | A | Princeton | 5 | 2 |
| 96 | A | Princeton | 1 | 5 |

Through Games Of April 24, 2016

| RPI | S | Opponent | Score | |
|-----|---|----------|-------|---|
| 265 | A | Lehigh | 11 | 4 |
| 266 | A | NYIT | 5 | 6 |
| 281 | H | La Salle | 7 | 3 |

Penn

P
e
n
n

P
e
n
n

| Average RPI Win: | | 231 | WON-LOST RECORD | | WINNING PCT. RANK | | LAST 15 GAMES | | STRENGTH OF SCHEDULE | | OPP. STRENGTH OF SCHEDULE | | TEAM RPI | | ADJ RPI | | CONF. RPI | | ADJ CONF. RPI | |
|------------------|---|------------|-----------------|-----------|-------------------|----------------|---------------|----------------|----------------------|-------------|---------------------------|----------|----------|--------------|------------|-------|-----------|--|---------------|--|
| DIV. I ONLY | | | 20-20-0 | | .5 142 | | 4-11-0 | | 251 | | 199 | | 224 | | .4577 224 | | 17 | | 17 | |
| DIV. I NON-CONF. | | | 16-15-0 | | .51613 143 | | 0-6-0 | | 272 | | 209 | | 236 | | .45242 236 | | 16 | | 16 | |
| TOTALS | | RPI 1-25 | | RPI 26-50 | | W-L RECORDS | | RPI 51-100 | | RPI 101-150 | | RPI 150+ | | | | | | | | |
| 20-20-0 | | 0-1-0 | | 0-6-0 | | OVERALL | | 1-4-0 | | 2-1-0 | | 17-8-0 | | | | | | | | |
| 19-6-0 | | 0-0-0 | | 0-0-0 | | HOME | | 1-2-0 | | 2-0-0 | | 16-4-0 | | | | | | | | |
| 1-14-0 | | 0-1-0 | | 0-6-0 | | AWAY | | 0-2-0 | | 0-1-0 | | 1-4-0 | | | | | | | | |
| 0-0-0 | | 0-0-0 | | 0-0-0 | | NEUTRAL | | 0-0-0 | | 0-0-0 | | 0-0-0 | | | | | | | | |
| 16-15-0 | | 0-1-0 | | 0-6-0 | | NON-CONFERENCE | | 0-2-0 | | 2-1-0 | | 14-5-0 | | | | | | | | |
| 16-3-0 | | 0-0-0 | | 0-0-0 | | HOME | | 0-0-0 | | 2-0-0 | | 14-3-0 | | | | | | | | |
| 0-12-0 | | 0-1-0 | | 0-0- | | AWAY | | 0-2-0 | | 0-1-0 | | 0-2-0 | | | | | | | | |
| 0-0-0 | | 0-0-0 | | 0-0-0 | | NEUTRAL | | 0-0-0 | | 0-0-0 | | 0-0-0 | | | | | | | | |
| 4-5-0 | | 0-0-0 | | 0-0-0 | | CONFERENCE | | 1-2-0 | | 0-0-0 | | 3-3-0 | | | | | | | | |
| 3-3-0 | | 0-0-0 | | 0-0-0 | | HOME | | 1-2-0 | | 0-0-0 | | 2-1-0 | | | | | | | | |
| 1-2-0 | | 0-0-0 | | 0-0-0 | | AWAY | | 0-0-0 | | 0-0-0 | | 1-2-0 | | | | | | | | |
| 0-0-0 | | 0-0-0 | | 0-0-0 | | NEUTRAL | | 0-0-0 | | 0-0-0 | | 0-0-0 | | | | | | | | |
| RPI | S | Opponent | | Score | | RPI | S | Opponent | | Score | | RPI | S | Opponent | | Score | | | | |
| 17 | A | Vanderbilt | | 3 4 | | 28 | A | Georgia | | 8 9 | | 61 | H | Jacksonville | | 0 2 | | | | |
| | | | | | | 28 | A | Georgia | | 0 1 | | 61 | H | Jacksonville | | 9 1 | | | | |
| | | | | | | 28 | A | Georgia | | 2 8 | | 61 | H | Jacksonville | | 5 7 | | | | |
| | | | | | | 40 | A | Dallas Baptist | | 3 10 | | 67 | A | Austin Peay | | 8 11 | | | | |
| | | | | | | 40 | A | Dallas Baptist | | 5 6 | | 79 | A | Western Ky. | | 0 6 | | | | |
| | | | | | | 40 | A | Dallas Baptist | | 1 9 | | | | | | | | | | |
| | | | | | | | | | | | | | | | | | | | | |
| | | | | | | LAST 15 GAMES | | | | | | | | | | | | | | |
| | | | | | | 184 | A | Kennesaw St. | | 11 9 | | 227 | H | Belmont | | 3 5 | | | | |
| | | | | | | 184 | A | Kennesaw St. | | 0 4 | | 236 | H | USC Upstate | | 5 4 | | | | |
| | | | | | | 184 | A | Kennesaw St. | | 1 10 | | 236 | H | USC Upstate | | 7 6 | | | | |
| | | | | | | 67 | A | Austin Peay | | 8 11 | | | | | | | | | | |
| | | | | | | 61 | H | Jacksonville | | 9 1 | | | | | | | | | | |
| | | | | | | | | | | | | | | | | | | | | |
| | | | | | | | | | | | | | | | | | | | | |
| | | | | | | | | | | | | | | | | | | | | |
| | | | | | | | | | | | | | | | | | | | | |
| | | | | | | | | | | | | | | | | | | | | |
| | | | | | | | | | | | | | | | | | | | | |
| | | | | | | | | | | | | | | | | | | | | |
| | | | | | | | | | | | | | | | | | | | | |
| | | | | | | | | | | | | | | | | | | | | |
| | | | | | | | | | | | | | | | | | | | | |
| | | | | | | | | | | | | | | | | | | | | |
| | | | | | | | | | | | | | | | | | | | | |
| | | | | | | | | | | | | | | | | | | | | |
| | | | | | | | | | | | | | | | | | | | | |
| | | | | | | | | | | | | | | | | | | | | |
| | | | | | | | | | | | | | | | | | | | | |
| | | | | | | | | | | | | | | | | | | | | |
| | | | | | | | | | | | | | | | | | | | | |
| | | | | | | | | | | | | | | | | | | | | |
| | | | | | | | | | | | | | | | | | | | | |
| | | | | | | | | | | | | | | | | | | | | |
| | | | | | | | | | | | | | | | | | | | | |
| | | | | | | | | | | | | | | | | | | | | |
| | | | | | | | | | | | | | | | | | | | | |
| | | | | | | | | | | | | | | | | | | | | |
| | | | | | | | | | | | | | | | | | | | | |
| | | | | | | | | | | | | | | | | | | | | |
| | | | | | | | | | | | | | | | | | | | | |
| | | | | | | | | | | | | | | | | | | | | |
| | | | | | | | | | | | | | | | | | | | | |
| | | | | | | | | | | | | | | | | | | | | |
| | | | | | | | | | | | | | | | | | | | | |
| | | | | | | | | | | | | | | | | | | | | |
| | | | | | | | | | | | | | | | | | | | | |
| | | | | | | | | | | | | | | | | | | | | |
| | | | | | | | | | | | | | | | | | | | | |
| | | | | | | | | | | | | | | | | | | | | |

Non-Div. I Games:

Lipscomb

| | | | | |
|----|---|--------------|---|---|
| 61 | H | Jacksonville | 0 | 2 |
| 61 | H | Jacksonville | 5 | 7 |

| RPI | S | Opponent | Score | |
|-----|---|------------------|-------|---|
| 300 | H | Mississippi Val. | 16 | 3 |

Lipscomb

L
i
p
s
c
o
m
b

L
i
p
s
c
o
m
b

[illegible]

Non-Div. I Games:

Northern Ill.

| | | |
|---------------------|----|---|
| 255 A Western Mich. | 17 | 3 |
| 255 A Western Mich. | 5 | 2 |

N
o
r
t
h
e
r
n
I
l
l
.

N
o
r
t
h
e
r
n
I
l
l
.

| Average RPI Win: 221 | | WON-LOST RECORD | | WINNING PCT. RANK | | LAST 15 GAMES | | STRENGTH OF SCHEDULE | | OPP. STRENGTH OF SCHEDULE | | TEAM RPI | | ADJ RPI | | CONF. RPI | | ADJ CONF. RPI | |
|----------------------|----------|-----------------|-------|-------------------|---------------|----------------|---|----------------------|----------------|---------------------------|----------------|----------|---------------|------------|-------|-----------------|--|---------------|----|
| DIV. I ONLY | | 15-21-0 | | .41667 211 | | 8-7-0 | | 234 | | 227 | | 226 | | .45644 226 | | 25 | | 25 | |
| DIV. I NON-CONF. | | 7-13-0 | | .35 228 | | 0-3-0 | | 188 | | 200 | | 219 | | .46335 219 | | 23 | | 23 | |
| TOTALS | | RPI 1-25 | | RPI 26-50 | | W-L RECORDS | | RPI 51-100 | | RPI 101-150 | | RPI 150+ | | | | | | | |
| 15-21-0 | | 0-3-0 | | 1-0-0 | | OVERALL | | 0-3-0 | | 0-0-0 | | 14-15-0 | | | | | | | |
| 6-5-0 | | 0-0-0 | | 0-0-0 | | HOME | | 0-1-0 | | 0-0-0 | | 6-4-0 | | | | | | | |
| 5-12-0 | | 0-3-0 | | 1-0-0 | | AWAY | | 0-2-0 | | 0-0-0 | | 4-7-0 | | | | | | | |
| 4-4-0 | | 0-0-0 | | 0-0-0 | | NEUTRAL | | 0-0-0 | | 0-0-0 | | 4-4-0 | | | | | | | |
| 7-13-0 | | 0-3-0 | | 1-0-0 | | NON-CONFERENCE | | 0-1-0 | | 0-0-0 | | 6-9-0 | | | | | | | |
| 1-2-0 | | 0-0-0 | | 0-0-0 | | HOME | | 0-1-0 | | 0-0-0 | | 1-1-0 | | | | | | | |
| 2-7-0 | | 0-3-0 | | 1-0- | | AWAY | | 0-0-0 | | 0-0-0 | | 1-4-0 | | | | | | | |
| 4-4-0 | | 0-0-0 | | 0-0-0 | | NEUTRAL | | 0-0-0 | | 0-0-0 | | 4-4-0 | | | | | | | |
| 8-8-0 | | 0-0-0 | | 0-0-0 | | CONFERENCE | | 0-2-0 | | 0-0-0 | | 8-6-0 | | | | | | | |
| 5-3-0 | | 0-0-0 | | 0-0-0 | | HOME | | 0-0-0 | | 0-0-0 | | 5-3-0 | | | | | | | |
| 3-5-0 | | 0-0-0 | | 0-0-0 | | AWAY | | 0-2-0 | | 0-0-0 | | 3-3-0 | | | | | | | |
| 0-0-0 | | 0-0-0 | | 0-0-0 | | NEUTRAL | | 0-0-0 | | 0-0-0 | | 0-0-0 | | | | | | | |
| RPI S | Opponent | | Score | | RPI S | Opponent | | Score | | RPI S | Opponent | | Score | | RPI S | Opponent | | Score | |
| 1 A | Florida | | 5 | 16 | 32 A | Wake Forest | | 6 | 3 | 52 H | Boston College | | 9 | 11 | 159 N | Richmond | | 2 | 9 |
| 1 A | Florida | | 2 | 9 | | | | | | 96 A | Princeton | | 5 | 14 | 175 A | Holy Cross | | 4 | 11 |
| 1 A | Florida | | 1 | 3 | | | | | | 96 A | Princeton | | 1 | 4 | 183 H | Albany (NY) | | 3 | 2 |
| | | | | | | | | | | | | | | | 183 H | Albany (NY) | | 0 | 3 |
| | | | | | | | | | | | | | | | 190 A | Northeastern | | 2 | 3 |
| | | | | | | | | | | | | | | | 199 A | Yale | | 2 | 3 |
| | | | | | | | | | | | | | | | 199 A | Yale | | 5 | 2 |
| | | | | | | | | | | | | | | | 199 A | Yale | | 6 | 3 |
| | | | | | | | | | | | | | | | 199 A | Yale | | 9 | 1 |
| | | | | | | | | | | | | | | | 202 A | Fairfield | | 7 | 1 |
| | | | | | | | | | | | | | | | 202 A | Fairfield | | 6 | 8 |
| | | | | | | | | | | | | | | | 208 H | Columbia | | 11 | 3 |
| | | | | | | | | | | | | | | | 208 H | Columbia | | 3 | 4 |
| | | | | | | | | | | | | | | | 223 H | Penn | | 5 | 6 |
| | | | | | | | | | | | | | | | 223 H | Penn | | 3 | 2 |
| | | | | | | | | | | | | | | | 237 N | Towson | | 5 | 6 |
| | | | | | | | | | | | | | | | 240 N | Army West Point | | 5 | 3 |
| | | | | | | | | | | | | | | | 240 N | Army West Point | | 12 | 13 |
| | | | | | | | | | | | | | | | 240 N | Army West Point | | 4 | 6 |
| | | | | | | | | | | | | | | | 241 A | Cornell | | 4 | 6 |
| | | | | | | | | | | | | | | | 241 A | Cornell | | 1 | 5 |
| | | | | | | | | | | | | | | | 260 H | Brown | | 6 | 0 |
| | | | | | | | | | | | | | | | 260 H | Brown | | 0 | 6 |
| | | | | | | | | | | | | | | | 260 H | Brown | | 2 | 1 |
| | | | | | | | | | | | | | | | 260 H | Brown | | 4 | 3 |
| | | | | | | | | | | | | | | | 279 A | Massachusetts | | 2 | 6 |
| | | | | | | | | | | | | | | | 279 N | Massachusetts | | 5 | 1 |
| | | | | LAST 15 GAMES | | | | | | | | | | | | | | | |
| | | | | 260 H | Brown | 6 | 0 | 199 A | Yale | 6 | 3 | 260 H | Brown | 0 | 6 | | | | |
| | | | | 260 H | Brown | 0 | 6 | 199 A | Yale | 2 | 3 | 260 H | Brown | 2 | 1 | | | | |
| | | | | 260 H | Brown | 4 | 3 | 52 H | Boston College | 9 | 11 | 260 H | Brown | 4 | 3 | | | | |
| | | | | 260 H | Brown | 2 | 1 | | | | | 279 A | Massachusetts | 2 | 6 | | | | |
| | | | | 279 A | Massachusetts | 2 | 6 | | | | | 279 N | Massachusetts | 5 | 1 | | | | |

Non-Div. I Games:

Harvard

| | | | | |
|-----|---|------|---|---|
| 199 | A | Yale | 5 | 2 |
| 199 | A | Yale | 9 | 1 |

| RPI | S | Opponent | Score | |
|-----|---|---------------|-------|---|
| 279 | N | Massachusetts | 9 | 5 |
| 295 | N | Saint Peter's | 7 | 1 |

Harvard

H
a
r
v
a
r
d

H
a
r
v
a
r
d

B
e
l
m
o
n
t

Non-Div. I Games:

| | | | | |
|----|---|-------------|----|---|
| 67 | H | Austin Peay | 5 | 6 |
| 67 | H | Austin Peay | 15 | 0 |

| RPI | S | Opponent | Score | |
|-----|---|--------------|-------|---|
| 267 | A | Eastern Ill. | 21 | 9 |
| 267 | A | Eastern Ill. | 8 | 9 |
| 273 | H | UT Martin | 23 | 7 |
| 273 | H | UT Martin | 10 | 8 |
| 273 | H | UT Martin | 7 | 3 |

Belmont

B
e
l
m
o
n
t

B
e
l
m
o
n
t

| Average RPI Win: 217 | | WON-LOST RECORD | WINNING PCT. RANK | LAST 15 GAMES | STRENGTH OF SCHEDULE | OPP. STRENGTH OF SCHEDULE | TEAM RPI | ADJ RPI | CONF. RPI | ADJ CONF. RPI | |
|-----------------------|---|--------------------|----------------------|------------------|-------------------------|------------------------------|-------------|------------|--------------|------------------|----------|
| Average RPI Loss: 189 | | | | | | | | | | | |
| DIV. I ONLY | | 16-21-0 | .43243 204 | 6-8-0 | 284 | 261 | 228 | .4552 228 | 22 | 22 | |
| DIV. I NON-CONF. | | 11-8-0 | .57895 101 | 2-0-0 | 299 | 293 | 202 | .47145 202 | 22 | 22 | |
| <hr/> | | | | | | | | | | | |
| TOTALS | | RPI 1-25 | | RPI 26-50 | | W-L RECORDS | | RPI 51-100 | | RPI 101-150 | RPI 150+ |
| 16-21-0 | | 0-0-0 | | 0-0-0 | | OVERALL | | 2-4-0 | | 3-1-0 | 11-16-0 |
| 2-5-0 | | 0-0-0 | | 0-0-0 | | HOME | | 1-2-0 | | 0-0-0 | 1-3-0 |
| 14-16-0 | | 0-0-0 | | 0-0-0 | | AWAY | | 1-2-0 | | 3-1-0 | 10-13-0 |
| 0-0-0 | | 0-0-0 | | 0-0-0 | | NEUTRAL | | 0-0-0 | | 0-0-0 | 0-0-0 |
| <hr/> | | | | | | | | | | | |
| 11-8-0 | | 0-0-0 | | 0-0-0 | | NON-CONFERENCE | | 0-0-0 | | 3-1-0 | 8-7-0 |
| 1-0-0 | | 0-0-0 | | 0-0-0 | | HOME | | 0-0-0 | | 0-0-0 | 1-0-0 |
| 10-8-0 | | 0-0-0 | | 0-0- | | AWAY | | 0-0-0 | | 3-1-0 | 7-7-0 |
| 0-0-0 | | 0-0-0 | | 0-0-0 | | NEUTRAL | | 0-0-0 | | 0-0-0 | 0-0-0 |
| <hr/> | | | | | | | | | | | |
| 5-13-0 | | 0-0-0 | | 0-0-0 | | CONFERENCE | | 2-4-0 | | 0-0-0 | 3-9-0 |
| 1-5-0 | | 0-0-0 | | 0-0-0 | | HOME | | 1-2-0 | | 0-0-0 | 0-3-0 |
| 4-8-0 | | 0-0-0 | | 0-0-0 | | AWAY | | 1-2-0 | | 0-0-0 | 3-6-0 |
| 0-0-0 | | 0-0-0 | | 0-0-0 | | NEUTRAL | | 0-0-0 | | 0-0-0 | 0-0-0 |
| <hr/> | | | | | | | | | | | |
| RPI | S | Opponent | Score | RPI | S | Opponent | Score | RPI | S | Opponent | Score |
| | | | | | | | | | | | |
| | | | | | | 70 A Oral Roberts | 6 3 | 103 A | | Little Rock | 6 8 |
| | | | | | | 70 A Oral Roberts | 0 15 | 103 A | | Little Rock | 9 6 |
| | | | | | | 70 A Oral Roberts | 2 5 | 103 A | | Little Rock | 9 7 |
| | | | | | | 70 H Oral Roberts | 4 2 | 103 A | | Little Rock | 4 2 |
| | | | | | | 70 H Oral Roberts | 4 10 | 181 A | | North Dakota St. | 1 7 |
| | | | | | | 70 H Oral Roberts | 6 14 | 181 A | | North Dakota St. | 5 15 |
| | | | | | | | | 181 A | | North Dakota St. | 6 12 |
| | | | | | | | | 204 A | | Murray St. | 4 9 |
| | | | | | | | | 207 A | | Omaha | 0 7 |
| | | | | | | | | 207 A | | Omaha | 7 14 |
| | | | | | | | | 207 A | | Omaha | 5 9 |
| | | | | | | | | 209 H | | South Dakota St. | 5 18 |
| | | | | | | | | 209 H | | South Dakota St. | 3 9 |
| | | | | | | | | 209 H | | South Dakota St. | 6 10 |
| | | | | | | | | 238 A | | Ohio | 0 5 |
| | | | | | | | | 238 A | | Ohio | 2 7 |
| | | | | | | | | 238 A | | Ohio | 7 1 |
| | | | | | | | | 259 A | | Western Ill. | 11 5 |
| | | | | | | | | 259 A | | Western Ill. | 8 1 |
| | | | | | | | | 259 A | | Western Ill. | 9 1 |
| | | | | | | | | 273 A | | UT Martin | 7 12 |
| | | | | | | | | 273 A | | UT Martin | 2 3 |
| | | | | | | | | 273 A | | UT Martin | 6 5 |
| | | | | | | | | 273 A | | UT Martin | 4 2 |
| | | | | | | | | 280 A | | Butler | 1 4 |
| | | | | | | | | 280 H | | Butler | 1 0 |
| | | | | | | | | 290 A | | Chicago St. | 5 4 |
| <hr/> | | | | | | | | | | | |
| LAST 15 GAMES | | | | | | | | | | | |
| | | | | | | 70 H Oral Roberts | 6 14 | 181 A | | North Dakota St. | 5 15 |
| | | | | | | 70 H Oral Roberts | 4 2 | 181 A | | North Dakota St. | 1 7 |
| | | | | | | 70 H Oral Roberts | 4 10 | 181 A | | North Dakota St. | 6 12 |
| | | | | | | 259 A Western Ill. | 8 1 | | | | |
| | | | | | | 259 A Western Ill. | 11 5 | | | | |

IPFW

| | | | | |
|-----|---|--------------|---|---|
| 259 | A | Western Ill. | 9 | 1 |
| 280 | H | Butler | 1 | 0 |

Through Games Of April 24, 2016

| RPI | S | Opponent | Score | |
|-----|---|-------------|-------|---|
| 298 | A | Alabama A&M | 9 | 7 |
| 298 | A | Alabama A&M | 7 | 6 |
| 298 | A | Alabama A&M | 4 | 6 |
| 298 | A | Alabama A&M | 8 | 1 |

IPFW

I
P
F
W

I
P
F
W

[illegible]

Non-Div. I Games:

Dartmouth

| | | | | |
|-----|---|---------|---|---|
| 241 | A | Cornell | 3 | 1 |
| 260 | A | Brown | 0 | 2 |

| RPI | S | Opponent | Score | |
|-----|---|----------|-------|---|
| 277 | N | Bucknell | 6 | 4 |

Dartmouth

D
a
r
t
m
o
u
t
h

D
a
r
t
m
o
u
t
h

| Average RPI Win: | | 218 | WON-LOST | | WINNING | | LAST 15 | | STRENGTH OF | | OPP. STRENGTH | | TEAM | ADJ | | CONF. | ADJ CONF. | | |
|-------------------|---|-----------|----------|-----------|-----------|----------------|---------|--------------------|-------------|-------------|---------------|--------------------|-----------|----------|-----|-------|---------------------|----|----|
| Average RPI Loss: | | 140 | RECORD | | PCT. RANK | | GAMES | | SCHEDULE | | OF SCHEDULE | | RPI | RPI | | RPI | RPI | | |
| DIV. I ONLY | | | 13-27-0 | | .325 | 257 | 7-8-0 | | 209 | | 205 | | 231 | .45332 | | 230 | 15 | 15 | |
| DIV. I NON-CONF. | | | 9-17-0 | | .34615 | 231 | 3-0-0 | | 222 | | 250 | | 223 | .46219 | | 223 | 15 | 15 | |
| TOTALS | | RPI 1-25 | | RPI 26-50 | | W-L RECORDS | | RPI 51-100 | | RPI 101-150 | | RPI 150+ | | | | | | | |
| 13-27-0 | | 0-3-0 | | 0-0-0 | | OVERALL | | 3-3-0 | | 0-6-0 | | 10-15-0 | | | | | | | |
| 4-5-0 | | 0-0-0 | | 0-0-0 | | HOME | | 3-0-0 | | 0-0-0 | | 1-5-0 | | | | | | | |
| 9-18-0 | | 0-3-0 | | 0-0-0 | | AWAY | | 0-3-0 | | 0-2-0 | | 9-10-0 | | | | | | | |
| 0-4-0 | | 0-0-0 | | 0-0-0 | | NEUTRAL | | 0-0-0 | | 0-4-0 | | 0-0-0 | | | | | | | |
| 9-17-0 | | 0-3-0 | | 0-0-0 | | NON-CONFERENCE | | 0-3-0 | | 0-4-0 | | 9-7-0 | | | | | | | |
| 1-2-0 | | 0-0-0 | | 0-0-0 | | HOME | | 0-0-0 | | 0-0-0 | | 1-2-0 | | | | | | | |
| 8-11-0 | | 0-3-0 | | 0-0- | | AWAY | | 0-3-0 | | 0-0-0 | | 8-5-0 | | | | | | | |
| 0-4-0 | | 0-0-0 | | 0-0-0 | | NEUTRAL | | 0-0-0 | | 0-4-0 | | 0-0-0 | | | | | | | |
| 4-10-0 | | 0-0-0 | | 0-0-0 | | CONFERENCE | | 3-0-0 | | 0-2-0 | | 1-8-0 | | | | | | | |
| 3-3-0 | | 0-0-0 | | 0-0-0 | | HOME | | 3-0-0 | | 0-0-0 | | 0-3-0 | | | | | | | |
| 1-7-0 | | 0-0-0 | | 0-0-0 | | AWAY | | 0-0-0 | | 0-2-0 | | 1-5-0 | | | | | | | |
| 0-0-0 | | 0-0-0 | | 0-0-0 | | NEUTRAL | | 0-0-0 | | 0-0-0 | | 0-0-0 | | | | | | | |
| RPI | S | Opponent | | Score | | RPI | S | Opponent | | Score | | RPI | S | Opponent | | Score | | | |
| 4 | A | Texas A&M | | 2 | 5 | | | | | 53 | H | Col. of Charleston | 3 | 1 | 102 | N | Missouri | 2 | 12 |
| 4 | A | Texas A&M | | 0 | 5 | | | | | 53 | H | Col. of Charleston | 4 | 3 | 102 | N | Missouri | 4 | 11 |
| 4 | A | Texas A&M | | 4 | 15 | | | | | 53 | H | Col. of Charleston | 8 | 7 | 102 | N | Missouri | 0 | 8 |
| | | | | | | | | | | 100 | A | Ohio St. | 2 | 4 | 102 | N | Missouri | 2 | 3 |
| | | | | | | | | | | 100 | A | Ohio St. | 1 | 12 | 115 | A | William & Mary | 6 | 14 |
| | | | | | | | | | | 100 | A | Ohio St. | 1 | 2 | 115 | A | William & Mary | 10 | 15 |
| | | | | | | | | | | | | | | | 153 | A | Longwood | 3 | 4 |
| | | | | | | | | | | | | | | | 153 | A | Longwood | 0 | 2 |
| | | | | | | | | | | | | | | | 153 | A | Longwood | 5 | 6 |
| | | | | | | | | | | | | | | | 157 | H | Monmouth | 4 | 5 |
| | | | | | | | | | | | | | | | 178 | H | Delaware | 3 | 13 |
| | | | | | | | | | | | | | | | 178 | H | Delaware | 4 | 8 |
| | | | | | | | | | | | | | | | 178 | H | Delaware | 4 | 8 |
| | | | | | | | | | | | | | | | 192 | H | Fordham | 6 | 7 |
| | | | | | | | | | | | | | | | 197 | A | Elon | 5 | 10 |
| | | | | | | | | | | | | | | | 197 | A | Elon | 2 | 7 |
| | | | | | | | | | | | | | | | 197 | A | Elon | 8 | 14 |
| | | | | | | | | | | | | | | | 202 | A | Fairfield | 4 | 5 |
| | | | | | | | | | | | | | | | 214 | A | Manhattan | 1 | 5 |
| | | | | | | | | | | | | | | | 214 | H | Manhattan | 14 | 4 |
| | | | | | | | | | | | | | | | 237 | A | Towson | 7 | 3 |
| | | | | | | | | | | | | | | | 237 | A | Towson | 2 | 4 |
| | | | | | | | | | | | | | | | 237 | A | Towson | 4 | 15 |
| | | | | | | | | | | | | | | | 240 | A | Army West Point | 14 | 8 |
| | | | | | | | | | | | | | | | 252 | A | Fairleigh Dickinson | 4 | 1 |
| | | | | | | | | | | | | | | | 266 | A | NYIT | 3 | 1 |
| | | | | | | | | | | | | | | | 271 | A | LIU Brooklyn | 12 | 6 |
| LAST 15 GAMES | | | | | | | | | | | | | | | | | | | |
| | | | | | | 197 | A | Elon | 5 | 10 | 214 | H | Manhattan | 14 | 4 | | | | |
| | | | | | | 197 | A | Elon | 2 | 7 | 178 | H | Delaware | 4 | 8 | | | | |
| | | | | | | 197 | A | Elon | 8 | 14 | 178 | H | Delaware | 3 | 13 | | | | |
| | | | | | | 271 | A | LIU Brooklyn | 12 | 6 | | | | | | | | | |
| | | | | | | 53 | H | Col. of Charleston | 8 | 7 | | | | | | | | | |

Non-Div. I Games:

Hofstra

| | | | | |
|----|---|--------------------|---|---|
| 53 | H | Col. of Charleston | 3 | 1 |
| 53 | H | Col. of Charleston | 4 | 3 |

| RPI | S | Opponent | Score | |
|-----|---|---------------|-------|---|
| 295 | A | Saint Peter's | 11 | 4 |
| 299 | A | Coppin St. | 17 | 0 |
| 299 | A | Coppin St. | 15 | 0 |
| 299 | A | Coppin St. | 17 | 4 |

Hofstra

H
o
f
s
t
r
a

H
o
f
s
t
r
a

[illegible]

| | | | | | | |
|-------------------|------------------|----|---|------------------|---|---|
| Non-Div. I Games: | Houston-Victoria | 15 | 5 | Houston-Victoria | 5 | 9 |
|-------------------|------------------|----|---|------------------|---|---|

A&M-Corpus Christi

| | | |
|-------------------------|----|---|
| 203 A Abilene Christian | 0 | 4 |
| 203 A Abilene Christian | 11 | 4 |

A
&
M
-
C
o
r
p
u
s
C
h
r
i
s
t
i

A
&
M
-
C
o
r
p
u
s
C
h
r
i
s
t
i

| Average RPI Win: | 252 | WON-LOST RECORD | WINNING PCT. RANK | LAST 15 GAMES | STRENGTH OF SCHEDULE | OPP. STRENGTH OF SCHEDULE | TEAM RPI | ADJ RPI | CONF. RPI | ADJ CONF. RPI | |
|------------------|----------|-----------------|-------------------|--------------------|----------------------|---------------------------|----------|---------|-----------|---------------|----|
| DIV. I ONLY | 17-16-1 | .51471 | 135 | 7-8-0 | 293 | 250 | 233 | .45275 | 232 | 23 | 23 |
| DIV. I NON-CONF. | 13-8-1 | .61364 | 80 | 3-3-0 | 300 | 266 | 228 | .45856 | 228 | 27 | 27 |
| TOTALS | RPI 1-25 | RPI 26-50 | W-L RECORDS | RPI 51-100 | RPI 101-150 | RPI 150+ | | | | | |
| 17-16-1 | 0-0-0 | 0-0-0 | OVERALL | 0-3-0 | 0-3-0 | 17-10-1 | | | | | |
| 5-2-1 | 0-0-0 | 0-0-0 | HOME | 0-0-0 | 0-0-0 | 5-2-1 | | | | | |
| 6-13-0 | 0-0-0 | 0-0-0 | AWAY | 0-3-0 | 0-3-0 | 6-7-0 | | | | | |
| 6-1-0 | 0-0-0 | 0-0-0 | NEUTRAL | 0-0-0 | 0-0-0 | 6-1-0 | | | | | |
| 13-8-1 | 0-0-0 | 0-0-0 | NON-CONFERENCE | 0-0-0 | 0-0-0 | 13-8-1 | | | | | |
| 3-1-1 | 0-0-0 | 0-0-0 | HOME | 0-0-0 | 0-0-0 | 3-1-1 | | | | | |
| 4-6-0 | 0-0-0 | 0-0- | AWAY | 0-0-0 | 0-0-0 | 4-6-0 | | | | | |
| 6-1-0 | 0-0-0 | 0-0-0 | NEUTRAL | 0-0-0 | 0-0-0 | 6-1-0 | | | | | |
| 4-8-0 | 0-0-0 | 0-0-0 | CONFERENCE | 0-3-0 | 0-3-0 | 4-2-0 | | | | | |
| 2-1-0 | 0-0-0 | 0-0-0 | HOME | 0-0-0 | 0-0-0 | 2-1-0 | | | | | |
| 2-7-0 | 0-0-0 | 0-0-0 | AWAY | 0-3-0 | 0-3-0 | 2-1-0 | | | | | |
| 0-0-0 | 0-0-0 | 0-0-0 | NEUTRAL | 0-0-0 | 0-0-0 | 0-0-0 | | | | | |
| RPI S Opponent | Score | RPI S Opponent | Score | RPI S Opponent | Score | RPI S Opponent | Score | | | | |
| | | | | 88 A VCU | 5 6 | 125 A Rhode Island | 1 3 | | | | |
| | | | | 88 A VCU | 1 4 | 125 A Rhode Island | 1 4 | | | | |
| | | | | 88 A VCU | 2 3 | 125 A Rhode Island | 3 6 | | | | |
| | | | | | | 181 N North Dakota St. | 2 0 | | | | |
| | | | | | | 181 N North Dakota St. | 6 1 | | | | |
| | | | | | | 193 A James Madison | 5 7 | | | | |
| | | | | | | 193 A James Madison | 1 4 | | | | |
| | | | | | | 217 N Central Conn. St. | 0 3 | | | | |
| | | | | | | 217 N Central Conn. St. | 6 2 | | | | |
| | | | | | | 217 N Central Conn. St. | 8 1 | | | | |
| | | | | | | 222 A Niagara | 3 5 | | | | |
| | | | | | | 222 A Niagara | 8 3 | | | | |
| | | | | | | 222 H Niagara | 3 4 | | | | |
| | | | | | | 222 H Niagara | 1 1 | | | | |
| | | | | | | 246 A Villanova | 3 7 | | | | |
| | | | | | | 246 A Villanova | 2 5 | | | | |
| | | | | | | 257 A Dayton | 12 13 | | | | |
| | | | | | | 257 A Dayton | 6 3 | | | | |
| | | | | | | 257 A Dayton | 4 3 | | | | |
| | | | | | | 258 H Buffalo | 2 1 | | | | |
| | | | | | | 258 H Buffalo | 9 2 | | | | |
| | | | | | | 268 N Maine | 4 3 | | | | |
| | | | | | | 268 N Maine | 9 2 | | | | |
| | | | | | | 277 H Bucknell | 6 4 | | | | |
| | | | | | | 279 H Massachusetts | 5 3 | | | | |
| | | | | | | 279 H Massachusetts | 7 3 | | | | |
| | | | | | | 279 H Massachusetts | 2 3 | | | | |
| | | | | LAST 15 GAMES | | | | | | | |
| | | | | 125 A Rhode Island | 3 6 | 222 A Niagara | 3 5 | | | | |
| | | | | 125 A Rhode Island | 1 3 | 279 H Massachusetts | 7 3 | | | | |
| | | | | 125 A Rhode Island | 1 4 | 279 H Massachusetts | 5 3 | | | | |
| | | | | 257 A Dayton | 12 13 | 279 H Massachusetts | 7 3 | | | | |
| | | | | 257 A Dayton | 6 3 | 279 H Massachusetts | 2 3 | | | | |

Non-Div. I Games:

St. Bonaventure

| | | | | |
|-----|---|---------|---|---|
| 257 | A | Dayton | 4 | 3 |
| 222 | A | Niagara | 8 | 3 |

| RPI | S | Opponent | Score | |
|-----|---|--------------|-------|---|
| 288 | A | Savannah St. | 7 | 4 |
| 288 | A | Savannah St. | 9 | 2 |
| 288 | A | Savannah St. | 10 | 1 |
| 288 | A | Savannah St. | 1 | 7 |

St. Bonaventure

S
t
.
B
o
n
a
v
e
n
t
u
r
e

S
t
.
B
o
n
a
v
e
n
t
u
r
e

| Average RPI Win: | 213 | WON-LOST RECORD | WINNING PCT. RANK | LAST 15 GAMES | STRENGTH OF SCHEDULE | OPP. STRENGTH OF SCHEDULE | TEAM RPI | ADJ RPI | CONF. RPI | ADJ CONF. RPI | | |
|------------------|----------|-----------------|-------------------|----------------|----------------------|---------------------------|----------|-------------|-----------|---------------|-------|----|
| DIV. I ONLY | | 18-26-0 | .40909 | 216 | 3-12-0 | 189 | 187 | 234 | .45255 | 233 | 14 | 14 |
| DIV. I NON-CONF. | | 16-13-0 | .55172 | 121 | 2-1-0 | 241 | 216 | 199 | .47276 | 199 | 17 | 17 |
| <hr/> | | | | | | | | | | | | |
| TOTALS | RPI 1-25 | RPI 26-50 | | W-L RECORDS | | RPI 51-100 | | RPI 101-150 | | RPI 150+ | | |
| 18-26-0 | 0-0-0 | 0-5-0 | | OVERALL | | 1-3-0 | | 3-9-0 | | 14-9-0 | | |
| 14-13-0 | 0-0-0 | 0-0-0 | | HOME | | 1-1-0 | | 2-7-0 | | 11-5-0 | | |
| 2-12-0 | 0-0-0 | 0-5-0 | | AWAY | | 0-2-0 | | 1-2-0 | | 1-3-0 | | |
| 2-1-0 | 0-0-0 | 0-0-0 | | NEUTRAL | | 0-0-0 | | 0-0-0 | | 2-1-0 | | |
| 16-13-0 | 0-0-0 | 0-2-0 | | NON-CONFERENCE | | 1-3-0 | | 2-1-0 | | 13-7-0 | | |
| 13-5-0 | 0-0-0 | 0-0-0 | | HOME | | 1-1-0 | | 2-1-0 | | 10-3-0 | | |
| 1-7-0 | 0-0-0 | 0-0- | | AWAY | | 0-2-0 | | 0-0-0 | | 1-3-0 | | |
| 2-1-0 | 0-0-0 | 0-0-0 | | NEUTRAL | | 0-0-0 | | 0-0-0 | | 2-1-0 | | |
| 2-13-0 | 0-0-0 | 0-3-0 | | CONFERENCE | | 0-0-0 | | 1-8-0 | | 1-2-0 | | |
| 1-8-0 | 0-0-0 | 0-0-0 | | HOME | | 0-0-0 | | 0-6-0 | | 1-2-0 | | |
| 1-5-0 | 0-0-0 | 0-3-0 | | AWAY | | 0-0-0 | | 1-2-0 | | 0-0-0 | | |
| 0-0-0 | 0-0-0 | 0-0-0 | | NEUTRAL | | 0-0-0 | | 0-0-0 | | 0-0-0 | | |
| RPI | S | Opponent | Score | RPI | S | Opponent | Score | RPI | S | Opponent | Score | |
| | | | | 29 | A | Virginia | 1 18 | 56 | A | Old Dominion | 2 8 | |
| | | | | 32 | A | Wake Forest | 4 8 | 56 | A | Old Dominion | 5 6 | |
| | | | | 46 | A | UNCG | 6 11 | 56 | H | Old Dominion | 8 6 | |
| | | | | 46 | A | UNCG | 1 6 | 88 | H | VCU | 7 11 | |
| | | | | 46 | A | UNCG | 4 10 | | | | | |
| | | | | | | | | | | | | |
| | | | | | | | | | | | | |
| | | | | | | | | | | | | |
| | | | | | | | | | | | | |
| | | | | | | | | | | | | |
| | | | | | | | | | | | | |
| | | | | | | | | | | | | |
| | | | | | | | | | | | | |
| | | | | | | | | | | | | |
| | | | | | | | | | | | | |
| | | | | | | | | | | | | |
| | | | | | | | | | | | | |
| | | | | | | | | | | | | |
| | | | | | | | | | | | | |
| | | | | | | | | | | | | |
| | | | | | | | | | | | | |
| | | | | | | | | | | | | |
| | | | | | | | | | | | | |
| | | | | | | | | | | | | |
| | | | | | | | | | | | | |
| | | | | | | | | | | | | |
| | | | | | | | | | | | | |
| | | | | | | | | | | | | |
| | | | | | | | | | | | | |
| | | | | | | | | | | | | |
| | | | | | | | | | | | | |
| | | | | | | | | | | | | |
| | | | | | | | | | | | | |
| | | | | | | | | | | | | |
| | | | | | | | | | | | | |
| | | | | | | | | | | | | |
| | | | | | | | | | | | | |
| | | | | | | | | | | | | |
| | | | | | | | | | | | | |
| | | | | | | | | | | | | |
| | | | | | | | | | | | | |
| | | | | | | | | | | | | |
| | | | | | | | | | | | | |
| | | | | | | | | | | | | |
| | | | | | | | | | | | | |
| | | | | | | | | | | | | |
| | | | | | | | | | | | | |
| | | | | | | | | | | | | |
| | | | | | | | | | | | | |
| | | | | | | | | | | | | |
| | | | | | | | | | | | | |
| | | | | | | | | | | | | |
| | | | | | | | | | | | | |
| | | | | | | | | | | | | |
| | | | | | | | | | | | | |
| | | | | | | | | | | | | |
| | | | | | | | | | | | | |
| | | | | | | | | | | | | |
| | | | | | | | | | | | | |
| | | | | | | | | | | | | |
| | | | | | | | | | | | | |
| | | | | | | | | | | | | |
| | | | | | | | | | | | | |
| | | | | | | | | | | | | |
| | | | | | | | | | | | | |
| | | | | | | | | | | | | |
| | | | | | | | | | | | | |
| | | | | | | | | | | | | |
| | | | | | | | | | | | | |
| | | | | | | | | | | | | |
| | | | | | | | | | | | | |
| | | | | | | | | | | | | |
| | | | | | | | | | | | | |
| | | | | | | | | | | | | |
| | | | | | | | | | | | | |
| | | | | | | | | | | | | |
| | | | | | | | | | | | | |
| | | | | | | | | | | | | |
| | | | | | | | | | | | | |

Non-Div. I Games:

VMI

| | | | | |
|-----|---|--------|---|----|
| 105 | A | Mercer | 4 | 3 |
| 105 | A | Mercer | 6 | 10 |

| RPI | S | Opponent | Score | |
|-----|---|--------------|-------|----|
| 220 | H | Rider | 5 | 2 |
| 261 | H | Lafayette | 8 | 2 |
| 261 | H | Lafayette | 4 | 2 |
| 261 | H | Lafayette | 8 | 5 |
| 283 | H | George Mason | 20 | 17 |
| 294 | H | UMES | 7 | 3 |
| 294 | H | UMES | 14 | 1 |
| 294 | H | UMES | 23 | 2 |

V
M
I

V
M
I

| | | | |
|------|------------|---|----|
| 73 H | Wright St. | 5 | 11 |
| 73 A | Wright St. | 9 | 3 |

T
o
l
e
d
o

T
o
l
e
d
o

| Average RPI Win: 198 | | WON-LOST | WINNING | LAST 15 | STRENGTH OF | | OPP. STRENGTH | TEAM | ADJ | CONF. | ADJ CONF. |
|-----------------------|-----------------|----------|---------------|-------------|----------------|---------------|-----------------|-------|---------------|-----------------|-----------|
| Average RPI Loss: 112 | | RECORD | PCT. RANK | GAMES | SCHEDULE | | OF SCHEDULE | RPI | RPI | RPI | RPI |
| DIV. I ONLY | | 17-20-0 | .45946 | 181 | 6-9-0 | | 230 | 131 | 232 | .45136 | 235 |
| DIV. I NON-CONF. | | 10-9-0 | .52632 | 133 | 1-2-0 | | 256 | 270 | 251 | .44361 | 254 |
| TOTALS | | RPI 1-25 | RPI 26-50 | | W-L RECORDS | | RPI 51-100 | | RPI 101-150 | | RPI 150+ |
| 17-20-0 | | 1-7-0 | 0-0-0 | | OVERALL | | 0-1-0 | | 7-8-0 | | 9-4-0 |
| 14-11-0 | | 1-3-0 | 0-0-0 | | HOME | | 0-1-0 | | 4-3-0 | | 9-4-0 |
| 3-9-0 | | 0-4-0 | 0-0-0 | | AWAY | | 0-0-0 | | 3-5-0 | | 0-0-0 |
| 0-0-0 | | 0-0-0 | 0-0-0 | | NEUTRAL | | 0-0-0 | | 0-0-0 | | 0-0-0 |
| 10-9-0 | | 1-4-0 | 0-0-0 | | NON-CONFERENCE | | 0-1-0 | | 2-1-0 | | 7-3-0 |
| 9-7-0 | | 1-3-0 | 0-0-0 | | HOME | | 0-1-0 | | 1-0-0 | | 7-3-0 |
| 1-2-0 | | 0-1-0 | 0-0- | | AWAY | | 0-0-0 | | 1-1-0 | | 0-0-0 |
| 0-0-0 | | 0-0-0 | 0-0-0 | | NEUTRAL | | 0-0-0 | | 0-0-0 | | 0-0-0 |
| 7-11-0 | | 0-3-0 | 0-0-0 | | CONFERENCE | | 0-0-0 | | 5-7-0 | | 2-1-0 |
| 5-4-0 | | 0-0-0 | 0-0-0 | | HOME | | 0-0-0 | | 3-3-0 | | 2-1-0 |
| 2-7-0 | | 0-3-0 | 0-0-0 | | AWAY | | 0-0-0 | | 2-4-0 | | 0-0-0 |
| 0-0-0 | | 0-0-0 | 0-0-0 | | NEUTRAL | | 0-0-0 | | 0-0-0 | | 0-0-0 |
| RPI S | Opponent | Score | RPI S | Opponent | Score | RPI S | Opponent | Score | RPI S | Opponent | Score |
| 12 A | La.-Lafayette | 1 4 | | | | 88 H | VCU | 6 8 | 103 A | Little Rock | 7 5 |
| 12 A | La.-Lafayette | 3 7 | | | | | | | 103 A | Little Rock | 2 15 |
| 12 A | La.-Lafayette | 2 4 | | | | | | | 103 A | Little Rock | 7 9 |
| 22 A | Georgia Tech | 6 11 | | | | | | | 105 A | Mercer | 10 6 |
| 22 H | Georgia Tech | 5 11 | | | | | | | 105 H | Mercer | 4 3 |
| 23 H | Minnesota | 4 3 | | | | | | | 108 A | Auburn | 4 7 |
| 23 H | Minnesota | 0 3 | | | | | | | 114 H | UT Arlington | 8 7 |
| 23 H | Minnesota | 6 11 | | | | | | | 114 H | UT Arlington | 16 18 |
| | | | | | | | | | 114 H | UT Arlington | 5 9 |
| | | | | | | | | | 122 H | Arkansas St. | 5 4 |
| | | | | | | | | | 122 H | Arkansas St. | 14 6 |
| | | | | | | | | | 122 H | Arkansas St. | 1 11 |
| | | | | | | | | | 142 A | La.-Monroe | 3 5 |
| | | | | | | | | | 142 A | La.-Monroe | 7 3 |
| | | | | | | | | | 142 A | La.-Monroe | 0 14 |
| | | | | | | | | | 250 H | Appalachian St. | 5 4 |
| | | | | | | | | | 250 H | Appalachian St. | 10 0 |
| | | | | | | | | | 250 H | Appalachian St. | 5 6 |
| | | | | | | | | | 255 H | Western Mich. | 3 2 |
| | | | | | | | | | 256 H | Purdue | 3 5 |
| | | | | | | | | | 288 H | Savannah St. | 6 10 |
| | | | | | | | | | 288 H | Savannah St. | 4 1 |
| | | | | | | | | | 289 H | Jackson St. | 11 5 |
| | | | | | | | | | 289 H | Jackson St. | 12 13 |
| | | | | | | | | | 299 H | Coppin St. | 13 0 |
| | | | | | | | | | 299 H | Coppin St. | 17 0 |
| | | | | | | | | | 299 H | Coppin St. | 12 0 |
| LAST 15 GAMES | | | LAST 15 GAMES | | | LAST 15 GAMES | | | LAST 15 GAMES | | |
| 250 H | Appalachian St. | 5 4 | 103 A | Little Rock | 7 9 | 250 H | Appalachian St. | 5 6 | 103 A | Little Rock | 2 15 |
| 250 H | Appalachian St. | 10 0 | 103 A | Little Rock | 7 5 | 250 H | Appalachian St. | 10 0 | 103 A | Little Rock | 7 5 |
| 22 H | Georgia Tech | 5 11 | | | | 22 H | Georgia Tech | 5 11 | | | |
| 142 A | La.-Monroe | 3 5 | | | | 142 A | La.-Monroe | 3 5 | | | |

Non-Div. I Games: Fairmont St. 8 5 Fairmont St. 1 2

Georgia St.

Georgia St.

| | | | | |
|-----|---|------------|---|----|
| 142 | A | La.-Monroe | 0 | 14 |
| 142 | A | La.-Monroe | 7 | 3 |

Through Games Of April 24, 2016

| RPI | S | Opponent | Score | |
|-----|---|------------|-------|---|
| 299 | H | Coppin St. | 22 | 4 |

Georgia St.

G
e
o
r
g
i
a
S
t
.

G
e
o
r
g
i
a
S
t
.

| Average RPI Win: | | 210 | WON-LOST RECORD | | WINNING PCT. RANK | LAST 15 GAMES | | STRENGTH OF SCHEDULE | | OPP. STRENGTH OF SCHEDULE | TEAM RPI | ADJ RPI | CONF. RPI | ADJ CONF. RPI | | |
|-------------------|------------------|----------|-----------------|------------------|-------------------|---------------|----------------|----------------------|-------------|---------------------------|----------|---------|-----------|---------------|--|--|
| Average RPI Loss: | | 157 | | | | | | | | | | | | | | |
| DIV. I ONLY | | | 18-23-0 | | .43902 | 199 | | 246 | | 165 | 236 | .45017 | 236 | 17 | | |
| DIV. I NON-CONF. | | | 17-13-0 | | .56667 | 111 | | 244 | | 140 | 192 | .47762 | 192 | 16 | | |
| TOTALS | | RPI 1-25 | RPI 26-50 | | W-L RECORDS | | RPI 51-100 | | RPI 101-150 | | RPI 150+ | | | | | |
| 18-23-0 | | 0-1-0 | 0-3-0 | | OVERALL | | 0-1-0 | | 3-4-0 | | 15-14-0 | | | | | |
| 13-11-0 | | 0-1-0 | 0-0-0 | | HOME | | 0-1-0 | | 2-0-0 | | 11-9-0 | | | | | |
| 5-12-0 | | 0-0-0 | 0-3-0 | | AWAY | | 0-0-0 | | 1-4-0 | | 4-5-0 | | | | | |
| 0-0-0 | | 0-0-0 | 0-0-0 | | NEUTRAL | | 0-0-0 | | 0-0-0 | | 0-0-0 | | | | | |
| 17-13-0 | | 0-1-0 | 0-3-0 | | NON-CONFERENCE | | 0-1-0 | | 3-1-0 | | 14-7-0 | | | | | |
| 13-8-0 | | 0-1-0 | 0-0-0 | | HOME | | 0-1-0 | | 2-0-0 | | 11-6-0 | | | | | |
| 4-5-0 | | 0-0-0 | 0-0-0 | | AWAY | | 0-0-0 | | 1-1-0 | | 3-1-0 | | | | | |
| 0-0-0 | | 0-0-0 | 0-0-0 | | NEUTRAL | | 0-0-0 | | 0-0-0 | | 0-0-0 | | | | | |
| 1-10-0 | | 0-0-0 | 0-0-0 | | CONFERENCE | | 0-0-0 | | 0-3-0 | | 1-7-0 | | | | | |
| 0-3-0 | | 0-0-0 | 0-0-0 | | HOME | | 0-0-0 | | 0-0-0 | | 0-3-0 | | | | | |
| 1-7-0 | | 0-0-0 | 0-0-0 | | AWAY | | 0-0-0 | | 0-3-0 | | 1-4-0 | | | | | |
| 0-0-0 | | 0-0-0 | 0-0-0 | | NEUTRAL | | 0-0-0 | | 0-0-0 | | 0-0-0 | | | | | |
| RPI S | Opponent | Score | RPI S | Opponent | Score | RPI S | Opponent | Score | RPI S | Opponent | Score | | | | | |
| 3 | H South Carolina | 6 12 | 36 | A Kentucky | 3 5 | 87 | H Evansville | 2 5 | 131 | A Wofford | 3 6 | | | | | |
| | | | 36 | A Kentucky | 1 3 | | | | 131 | H Wofford | 2 0 | | | | | |
| | | | 36 | A Kentucky | 0 3 | | | | 133 | A Gardner-Webb | 3 0 | | | | | |
| | | | | | | | | | 133 | H Gardner-Webb | 7 4 | | | | | |
| | | | | | | | | | 149 | A Stetson | 5 9 | | | | | |
| | | | | | | | | | 149 | A Stetson | 3 9 | | | | | |
| | | | | | | | | | 149 | A Stetson | 2 9 | | | | | |
| | | | | | | | | | 155 | A Furman | 11 3 | | | | | |
| | | | | | | | | | 155 | H Furman | 8 2 | | | | | |
| | | | | | | | | | 157 | H Monmouth | 7 1 | | | | | |
| | | | | | | | | | 163 | H Presbyterian | 5 6 | | | | | |
| | | | | | | | | | 168 | H Stony Brook | 8 6 | | | | | |
| | | | | | | | | | 171 | H Xavier | 1 6 | | | | | |
| | | | | | | | | | 171 | H Xavier | 2 3 | | | | | |
| | | | | | | | | | 171 | H Xavier | 7 8 | | | | | |
| | | | | | | | | | 184 | H Kennesaw St. | 5 6 | | | | | |
| | | | | | | | | | 184 | H Kennesaw St. | 6 8 | | | | | |
| | | | | | | | | | 184 | H Kennesaw St. | 9 14 | | | | | |
| | | | | | | | | | 215 | H Radford | 5 7 | | | | | |
| | | | | | | | | | 215 | H Radford | 2 13 | | | | | |
| | | | | | | | | | 218 | A The Citadel | 7 1 | | | | | |
| | | | | | | | | | 218 | H The Citadel | 14 1 | | | | | |
| | | | | | | | | | 220 | H Rider | 10 3 | | | | | |
| | | | | | | | | | 224 | A Lipscomb | 6 7 | | | | | |
| | | | | | | | | | 224 | A Lipscomb | 4 5 | | | | | |
| | | | | | | | | | 224 | A Lipscomb | 7 6 | | | | | |
| | | | | | | | | | 242 | A NJIT | 6 8 | | | | | |
| | | | LAST 15 GAMES | | | | | | | | | | | | | |
| | | | 149 | A Stetson | 2 9 | 184 | H Kennesaw St. | 5 6 | | | | | | | | |
| | | | 149 | A Stetson | 5 9 | 133 | H Gardner-Webb | 7 4 | | | | | | | | |
| | | | 149 | A Stetson | 3 9 | 224 | A Lipscomb | 4 5 | | | | | | | | |
| | | | 244 | H Charleston So. | 11 6 | | | | | | | | | | | |
| | | | 155 | H Furman | 8 2 | | | | | | | | | | | |

Non-Div. I Games:

USC Upstate

| | | |
|--------------------|---|----|
| 184 H Kennesaw St. | 9 | 14 |
| 184 H Kennesaw St. | 6 | 8 |

| RPI | S | Opponent | Score | |
|-----|---|----------------|-------|---|
| 242 | A | NJIT | 2 | 4 |
| 244 | A | Charleston So. | 1 | 3 |
| 244 | H | Charleston So. | 11 | 6 |
| 257 | H | Dayton | 6 | 4 |
| 261 | H | Lafayette | 8 | 4 |
| 261 | H | Lafayette | 8 | 7 |
| 283 | H | George Mason | 5 | 4 |
| 285 | A | UNC Asheville | 9 | 3 |
| 285 | H | UNC Asheville | 9 | 3 |

U
S
C
U
P
S
t
a
t
e

U
S
C
U
P
S
t
a
t
e

| Average RPI Win: 221 | | WON-LOST RECORD | WINNING PCT. RANK | LAST 15 GAMES | STRENGTH OF SCHEDULE | OPP. STRENGTH OF SCHEDULE | TEAM RPI | ADJ RPI | CONF. RPI | ADJ CONF. RPI | | | | | |
|-----------------------|---|--------------------|----------------------|------------------|-------------------------|------------------------------|-------------|------------|--------------|-------------------|-------|----------------|------|-------------------|------|
| Average RPI Loss: 158 | | | | | | | | | | | | | | | |
| DIV. I ONLY | | 14-27-0 | .34146 | 250 | 4-11-0 | 193 | 249 | 237 | .44929 | 237 | 15 | 15 | | | |
| DIV. I NON-CONF. | | 9-20-0 | .31034 | 250 | 0-4-0 | 202 | 285 | 254 | .44374 | 253 | 15 | 15 | | | |
| <hr/> | | | | | | | | | | | | | | | |
| TOTALS | | RPI 1-25 | | RPI 26-50 | | W-L RECORDS | | RPI 51-100 | | RPI 101-150 | | RPI 150+ | | | |
| 14-27-0 | | 0-0-0 | | 0-6-0 | | OVERALL | | 0-0-0 | | 1-3-0 | | 13-18-0 | | | |
| 8-6-0 | | 0-0-0 | | 0-0-0 | | HOME | | 0-0-0 | | 1-3-0 | | 7-3-0 | | | |
| 4-21-0 | | 0-0-0 | | 0-6-0 | | AWAY | | 0-0-0 | | 0-0-0 | | 4-15-0 | | | |
| 2-0-0 | | 0-0-0 | | 0-0-0 | | NEUTRAL | | 0-0-0 | | 0-0-0 | | 2-0-0 | | | |
| 9-20-0 | | 0-0-0 | | 0-3-0 | | NON-CONFERENCE | | 0-0-0 | | 1-3-0 | | 8-14-0 | | | |
| 3-5-0 | | 0-0-0 | | 0-0-0 | | HOME | | 0-0-0 | | 1-3-0 | | 2-2-0 | | | |
| 4-15-0 | | 0-0-0 | | 0-0- | | AWAY | | 0-0-0 | | 0-0-0 | | 4-12-0 | | | |
| 2-0-0 | | 0-0-0 | | 0-0-0 | | NEUTRAL | | 0-0-0 | | 0-0-0 | | 2-0-0 | | | |
| 5-7-0 | | 0-0-0 | | 0-3-0 | | CONFERENCE | | 0-0-0 | | 0-0-0 | | 5-4-0 | | | |
| 5-1-0 | | 0-0-0 | | 0-0-0 | | HOME | | 0-0-0 | | 0-0-0 | | 5-1-0 | | | |
| 0-6-0 | | 0-0-0 | | 0-3-0 | | AWAY | | 0-0-0 | | 0-0-0 | | 0-3-0 | | | |
| 0-0-0 | | 0-0-0 | | 0-0-0 | | NEUTRAL | | 0-0-0 | | 0-0-0 | | 0-0-0 | | | |
| RPI | S | Opponent | Score | RPI | S | Opponent | Score | RPI | S | Opponent | Score | | | | |
| | | | | 26 | A | UNCW | 2 7 | | | 125 | H | Rhode Island | 7 1 | | |
| | | | | 26 | A | UNCW | 2 6 | | | 125 | H | Rhode Island | 2 7 | | |
| | | | | 26 | A | UNCW | 4 11 | | | 125 | H | Rhode Island | 4 9 | | |
| | | | | 29 | A | Virginia | 3 4 | | | 150 | H | Navy | 5 6 | | |
| | | | | 29 | A | Virginia | 8 10 | | | 159 | N | Richmond | 3 2 | | |
| | | | | 32 | A | Wake Forest | 4 8 | | | 163 | A | Presbyterian | 2 6 | | |
| | | | | | | | | | | 163 | A | Presbyterian | 5 7 | | |
| | | | | | | | | | | 163 | A | Presbyterian | 5 11 | | |
| | | | | | | | | | | 177 | A | New Mexico St. | 3 17 | | |
| | | | | | | | | | | 177 | A | New Mexico St. | 5 8 | | |
| | | | | | | | | | | 177 | A | New Mexico St. | 8 9 | | |
| | | | | | | | | | | 184 | A | Kennesaw St. | 8 11 | | |
| | | | | | | | | | | 184 | A | Kennesaw St. | 6 5 | | |
| | | | | | | | | | | 184 | A | Kennesaw St. | 7 6 | | |
| | | | | | | | | | | 193 | H | James Madison | 3 2 | | |
| | | | | | | | | | | 193 | H | James Madison | 8 4 | | |
| | | | | | | | | | | 193 | H | James Madison | 6 4 | | |
| | | | | | | | | | | 197 | A | Elon | 6 7 | | |
| | | | | | | | | | | 197 | A | Elon | 8 9 | | |
| | | | | | | | | | | 197 | A | Elon | 2 5 | | |
| | | | | | | | | | | 205 | A | UMBC | 3 12 | | |
| | | | | | | | | | | 205 | H | UMBC | 3 4 | | |
| | | | | 26 | A | UNCW | 4 11 | 205 | H | UMBC | 3 4 | 210 | A | George Washington | 2 7 |
| | | | | 26 | A | UNCW | 2 6 | 210 | H | George Washington | 2 10 | 210 | H | George Washington | 2 10 |
| | | | | 26 | A | UNCW | 2 7 | 193 | H | James Madison | 8 4 | 226 | N | Harvard | 6 5 |
| | | | | 210 | A | George Washington | 2 7 | | | | | 230 | H | Hofstra | 3 7 |
| | | | | 197 | A | Elon | 2 5 | | | | | 230 | H | Hofstra | 15 4 |

Non-Div. I Games:

Towson

| | | | | |
|-----|---|------|---|---|
| 197 | A | Elon | 6 | 7 |
| 197 | A | Elon | 8 | 9 |

| RPI | S | Opponent | Score | |
|-----|---|----------------|-------|----|
| 230 | H | Hofstra | 4 | 2 |
| 283 | A | George Mason | 3 | 10 |
| 284 | A | Norfolk St. | 7 | 13 |
| 284 | A | Norfolk St. | 7 | 12 |
| 284 | A | Norfolk St. | 6 | 3 |
| 290 | A | Delaware St. | 8 | 1 |
| 297 | H | Mt. St. Mary's | 8 | 7 |
| 299 | H | Coppin St. | 8 | 7 |

Towson

T
O
W
S
O
N

T
O
W
S
O
N

| Average RPI Win: | 213 | WON-LOST RECORD | WINNING PCT. RANK | LAST 15 GAMES | STRENGTH OF SCHEDULE | OPP. STRENGTH OF SCHEDULE | TEAM RPI | ADJ RPI | CONF. RPI | ADJ CONF. RPI | | |
|------------------|----------|-----------------|-------------------|----------------|----------------------|---------------------------|----------|-------------|-----------|----------------------|-------|----|
| DIV. I ONLY | | 17-22-0 | .4359 | 200 | 7-8-0 | 263 | 252 | 239 | .44844 | 238 | 24 | 24 |
| DIV. I NON-CONF. | | 12-12-0 | .5 | 145 | 3-0-0 | 280 | 196 | 214 | .4655 | 214 | 24 | 24 |
| <hr/> | | | | | | | | | | | | |
| TOTALS | RPI 1-25 | RPI 26-50 | | W-L RECORDS | | RPI 51-100 | | RPI 101-150 | | RPI 150+ | | |
| 17-22-0 | 0-0-0 | 0-0-0 | | OVERALL | | 1-4-0 | | 3-5-0 | | 13-13-0 | | |
| 6-10-0 | 0-0-0 | 0-0-0 | | HOME | | 0-4-0 | | 1-0-0 | | 5-6-0 | | |
| 9-11-0 | 0-0-0 | 0-0-0 | | AWAY | | 1-0-0 | | 2-5-0 | | 6-6-0 | | |
| 2-1-0 | 0-0-0 | 0-0-0 | | NEUTRAL | | 0-0-0 | | 0-0-0 | | 2-1-0 | | |
| 12-12-0 | 0-0-0 | 0-0-0 | | NON-CONFERENCE | | 1-1-0 | | 3-5-0 | | 8-6-0 | | |
| 3-4-0 | 0-0-0 | 0-0-0 | | HOME | | 0-1-0 | | 1-0-0 | | 2-3-0 | | |
| 7-7-0 | 0-0-0 | 0-0- | | AWAY | | 1-0-0 | | 2-5-0 | | 4-2-0 | | |
| 2-1-0 | 0-0-0 | 0-0-0 | | NEUTRAL | | 0-0-0 | | 0-0-0 | | 2-1-0 | | |
| 5-10-0 | 0-0-0 | 0-0-0 | | CONFERENCE | | 0-3-0 | | 0-0-0 | | 5-7-0 | | |
| 3-6-0 | 0-0-0 | 0-0-0 | | HOME | | 0-3-0 | | 0-0-0 | | 3-3-0 | | |
| 2-4-0 | 0-0-0 | 0-0-0 | | AWAY | | 0-0-0 | | 0-0-0 | | 2-4-0 | | |
| 0-0-0 | 0-0-0 | 0-0-0 | | NEUTRAL | | 0-0-0 | | 0-0-0 | | 0-0-0 | | |
| RPI | S | Opponent | Score | RPI | S | Opponent | Score | RPI | S | Opponent | Score | |
| | | | | | | | | | | | | |
| | | | | | | 84 H Kent St. | 0 8 | | | 113 H Morehead St. | 15 3 | |
| | | | | | | 84 H Kent St. | 0 6 | | | 116 A UAB | 6 15 | |
| | | | | | | 84 H Kent St. | 5 6 | | | 116 A UAB | 2 7 | |
| | | | | | | 99 A Marshall | 4 1 | | | 116 A UAB | 2 1 | |
| | | | | | | 100 H Ohio St. | 3 6 | | | 131 A Wofford | 16 2 | |
| | | | | | | | | | | 131 A Wofford | 5 6 | |
| | | | | | | | | | | 131 A Wofford | 3 6 | |
| | | | | | | | | | | 131 A Wofford | 3 5 | |
| | | | | | | | | | | 161 A Ball St. | 14 17 | |
| | | | | | | | | | | 161 A Ball St. | 3 20 | |
| | | | | | | | | | | 161 A Ball St. | 12 6 | |
| | | | | | | | | | | 184 A Kennesaw St. | 7 8 | |
| | | | | | | | | | | 216 A Eastern Ky. | 10 4 | |
| | | | | | | | | | | 225 H Northern Ill. | 1 3 | |
| | | | | | | | | | | 225 H Northern Ill. | 0 2 | |
| | | | | | | | | | | 225 H Northern Ill. | 4 2 | |
| | | | | | | | | | | 228 H IPFW | 7 2 | |
| | | | | | | | | | | 228 H IPFW | 5 0 | |
| | | | | | | | | | | 228 H IPFW | 1 7 | |
| | | | | | | | | | | 245 H Youngstown St. | 5 8 | |
| | | | | | | | | | | 248 H Northern Ky. | 6 7 | |
| | | | | | | | | | | 254 A Bowling Green | 4 5 | |
| | | | | | | | | | | 254 A Bowling Green | 10 5 | |
| | | | | | | | | | | 254 A Bowling Green | 2 6 | |
| | | | | | | | | | | 256 N Purdue | 9 2 | |
| | | | | | | | | | | 256 N Purdue | 6 4 | |
| | | | | | | | | | | 256 N Purdue | 4 5 | |
| LAST 15 GAMES | | | | | | | | | | | | |
| | | | | | | 84 H Kent St. | 5 6 | | | 257 A Dayton | 4 3 | |
| | | | | | | 84 H Kent St. | 0 8 | | | 258 H Buffalo | 6 5 | |
| | | | | | | 84 H Kent St. | 0 6 | | | 258 H Buffalo | 3 1 | |
| | | | | | | 113 H Morehead St. | 15 3 | | | | | |
| | | | | | | 254 A Bowling Green | 10 5 | | | | | |

Non-Div. I Games:

Ohio

| | | | | |
|-----|---|---------------|---|---|
| 254 | A | Bowling Green | 2 | 6 |
| 254 | A | Bowling Green | 4 | 5 |

| RPI | S | Opponent | Score | |
|-----|---|---------------|-------|---|
| 257 | A | Dayton | 4 | 3 |
| 258 | H | Buffalo | 3 | 1 |
| 258 | H | Buffalo | 6 | 5 |
| 258 | H | Buffalo | 3 | 9 |
| 285 | A | UNC Asheville | 5 | 7 |
| 285 | A | UNC Asheville | 14 | 8 |
| 285 | A | UNC Asheville | 12 | 5 |

| Average RPI Win: | | 200 | WON-LOST RECORD | | WINNING PCT. RANK | | LAST 15 GAMES | | STRENGTH OF SCHEDULE | | OPP. STRENGTH OF SCHEDULE | | TEAM RPI | | ADJ RPI | | CONF. RPI | | ADJ CONF. RPI | | | | |
|------------------|---|------------|-----------------|-----------|-------------------|----------------|---------------|-------------------|----------------------|-------------|---------------------------|----------|----------|------------------|---------|-------|-----------|-----|---------------|----------------|--|---|----|
| DIV. I ONLY | | | 8-28-0 | .22222 | 293 | 4-11-0 | | 62 | | 222 | | 239 | | .44844 | | 238 | 21 | | 21 | | | | |
| DIV. I NON-CONF. | | | 3-12-0 | .2 | 281 | 1-2-0 | | 76 | | 144 | | 235 | | .45263 | | 235 | 21 | | 21 | | | | |
| TOTALS | | RPI 1-25 | | RPI 26-50 | | W-L RECORDS | | RPI 51-100 | | RPI 101-150 | | RPI 150+ | | | | | | | | | | | |
| 8-28-0 | | 0-3-0 | | 0-3-0 | | OVERALL | | 1-7-0 | | 1-3-0 | | 6-12-0 | | | | | | | | | | | |
| 5-10-0 | | 0-0-0 | | 0-0-0 | | HOME | | 1-3-0 | | 1-2-0 | | 3-5-0 | | | | | | | | | | | |
| 3-18-0 | | 0-3-0 | | 0-3-0 | | AWAY | | 0-4-0 | | 0-1-0 | | 3-7-0 | | | | | | | | | | | |
| 0-0-0 | | 0-0-0 | | 0-0-0 | | NEUTRAL | | 0-0-0 | | 0-0-0 | | 0-0-0 | | | | | | | | | | | |
| 3-12-0 | | 0-3-0 | | 0-0-0 | | NON-CONFERENCE | | 1-4-0 | | 0-1-0 | | 2-4-0 | | | | | | | | | | | |
| 2-1-0 | | 0-0-0 | | 0-0-0 | | HOME | | 1-0-0 | | 0-0-0 | | 1-1-0 | | | | | | | | | | | |
| 1-11-0 | | 0-3-0 | | 0-0- | | AWAY | | 0-4-0 | | 0-1-0 | | 1-3-0 | | | | | | | | | | | |
| 0-0-0 | | 0-0-0 | | 0-0-0 | | NEUTRAL | | 0-0-0 | | 0-0-0 | | 0-0-0 | | | | | | | | | | | |
| 5-16-0 | | 0-0-0 | | 0-3-0 | | CONFERENCE | | 0-3-0 | | 1-2-0 | | 4-8-0 | | | | | | | | | | | |
| 3-9-0 | | 0-0-0 | | 0-0-0 | | HOME | | 0-3-0 | | 1-2-0 | | 2-4-0 | | | | | | | | | | | |
| 2-7-0 | | 0-0-0 | | 0-3-0 | | AWAY | | 0-0-0 | | 0-0-0 | | 2-4-0 | | | | | | | | | | | |
| 0-0-0 | | 0-0-0 | | 0-0-0 | | NEUTRAL | | 0-0-0 | | 0-0-0 | | 0-0-0 | | | | | | | | | | | |
| RPI | S | Opponent | | Score | | RPI | S | Opponent | | Score | | RPI | S | Opponent | | Score | | | | | | | |
| 2 | A | Louisville | | 4 | 21 | 37 | A | Southeast Mo. St. | | 5 | 9 | 66 | H | Jacksonville St. | | 7 | 9 | 102 | A | Missouri | | 6 | 9 |
| 2 | A | Louisville | | 1 | 10 | 37 | A | Southeast Mo. St. | | 11 | 20 | 66 | H | Jacksonville St. | | 6 | 9 | 113 | H | Morehead St. | | 0 | 2 |
| 2 | A | Louisville | | 0 | 12 | 37 | A | Southeast Mo. St. | | 0 | 4 | 66 | H | Jacksonville St. | | 4 | 13 | 113 | H | Morehead St. | | 2 | 11 |
| | | | | | | | | | | | | 87 | A | Evansville | | 2 | 13 | 113 | H | Morehead St. | | 2 | 0 |
| | | | | | | | | | | | | 87 | H | Evansville | | 11 | 10 | 204 | A | Murray St. | | 9 | 8 |
| | | | | | | | | | | | | 89 | A | Missouri St. | | 1 | 11 | 204 | A | Murray St. | | 0 | 4 |
| | | | | | | | | | | | | 89 | A | Missouri St. | | 5 | 12 | 204 | A | Murray St. | | 4 | 6 |
| | | | | | | | | | | | | 89 | A | Missouri St. | | 2 | 6 | 211 | H | Tennessee Tech | | 3 | 13 |
| | | | | | | | | | | | | | | | | | | 211 | H | Tennessee Tech | | 5 | 4 |
| | | | | | | | | | | | | | | | | | | 211 | H | Tennessee Tech | | 2 | 14 |
| | | | | | | | | | | | | | | | | | | 213 | A | Memphis | | 0 | 4 |
| | | | | | | | | | | | | | | | | | | 213 | A | Memphis | | 5 | 11 |
| | | | | | | | | | | | | | | | | | | 213 | A | Memphis | | 2 | 4 |
| | | | | | | | | | | | | | | | | | | 216 | A | Eastern Ky. | | 1 | 12 |
| | | | | | | | | | | | | | | | | | | 216 | A | Eastern Ky. | | 7 | 3 |
| | | | | | | | | | | | | | | | | | | 216 | A | Eastern Ky. | | 4 | 8 |
| | | | | | | | | | | | | | | | | | | 227 | H | Belmont | | 0 | 12 |
| | | | | | | | | | | | | | | | | | | 227 | H | Belmont | | 9 | 8 |
| | | | | | | | | | | | | | | | | | | 227 | H | Belmont | | 5 | 6 |
| | | | | | | | | | | | | | | | | | | 247 | H | Illinois St. | | 3 | 9 |
| | | | | | | | | | | | | | | | | | | 269 | A | Saint Louis | | 6 | 1 |
| | | | | | | | | | | | | | | | | | | 269 | H | Saint Louis | | 9 | 8 |
| LAST 15 GAMES | | | | | | | | | | | | | | | | | | | | | | | |
| | | | | | | | | | | | | | | | | | | 113 | H | Morehead St. | | 2 | 11 |
| | | | | | | | | | | | | | | | | | | 113 | H | Morehead St. | | 0 | 2 |
| | | | | | | | | | | | | | | | | | | 113 | H | Morehead St. | | 2 | 0 |
| | | | | | | | | | | | | | | | | | | 247 | H | Illinois St. | | 3 | 9 |
| | | | | | | | | | | | | | | | | | | 216 | A | Eastern Ky. | | 1 | 12 |
| | | | | | | | | | | | | | | | | | | 269 | A | Saint Louis | | 6 | 1 |
| | | | | | | | | | | | | | | | | | | 227 | H | Belmont | | 0 | 12 |
| | | | | | | | | | | | | | | | | | | 227 | H | Belmont | | 5 | 6 |

Non-Div. I Games:

SIUE

| | | |
|-------------------|---|---|
| 216 A Eastern Ky. | 7 | 3 |
| 216 A Eastern Ky. | 4 | 8 |

S
I
U
E

S
I
U
E

| Average RPI Win: 201 | | WON-LOST | WINNING | LAST 15 | STRENGTH OF | | OPP. STRENGTH | TEAM | ADJ | | CONF. | ADJ CONF. | | | | | | |
|-----------------------|---|----------|-----------|---------------|-------------|----------------|---------------|------------|-----|-------------|------------|-----------|----|----------|---|------------------|----|----|
| Average RPI Loss: 183 | | RECORD | PCT. RANK | GAMES | SCHEDULE | | OF SCHEDULE | RPI | RPI | | RPI | RPI | | | | | | |
| DIV. I ONLY | | 14-28-0 | .33333 | 253 | 4-11-0 | | 160 | 280 | 241 | .44703 | 240 | 29 | 29 | | | | | |
| DIV. I NON-CONF. | | 9-17-0 | .34615 | 231 | 0-3-0 | | 134 | 284 | 217 | .46441 | 216 | 29 | 29 | | | | | |
| <hr/> | | | | | | | | | | | | | | | | | | |
| TOTALS | | RPI 1-25 | | RPI 26-50 | | W-L RECORDS | | RPI 51-100 | | RPI 101-150 | | RPI 150+ | | | | | | |
| 14-28-0 | | 0-0-0 | | 1-3-0 | | OVERALL | | 0-2-0 | | 2-6-0 | | 11-17-0 | | | | | | |
| 3-11-0 | | 0-0-0 | | 0-0-0 | | HOME | | 0-0-0 | | 0-1-0 | | 3-10-0 | | | | | | |
| 5-12-0 | | 0-0-0 | | 1-2-0 | | AWAY | | 0-0-0 | | 2-5-0 | | 2-5-0 | | | | | | |
| 6-5-0 | | 0-0-0 | | 0-1-0 | | NEUTRAL | | 0-2-0 | | 0-0-0 | | 6-2-0 | | | | | | |
| 9-17-0 | | 0-0-0 | | 1-3-0 | | NON-CONFERENCE | | 0-2-0 | | 2-2-0 | | 6-10-0 | | | | | | |
| 0-6-0 | | 0-0-0 | | 0-0-0 | | HOME | | 0-0-0 | | 0-1-0 | | 0-5-0 | | | | | | |
| 3-6-0 | | 0-0-0 | | 1-0- | | AWAY | | 0-0-0 | | 2-1-0 | | 0-3-0 | | | | | | |
| 6-5-0 | | 0-0-0 | | 0-1-0 | | NEUTRAL | | 0-2-0 | | 0-0-0 | | 6-2-0 | | | | | | |
| 5-11-0 | | 0-0-0 | | 0-0-0 | | CONFERENCE | | 0-0-0 | | 0-4-0 | | 5-7-0 | | | | | | |
| 3-5-0 | | 0-0-0 | | 0-0-0 | | HOME | | 0-0-0 | | 0-0-0 | | 3-5-0 | | | | | | |
| 2-6-0 | | 0-0-0 | | 0-0-0 | | AWAY | | 0-0-0 | | 0-4-0 | | 2-2-0 | | | | | | |
| 0-0-0 | | 0-0-0 | | 0-0-0 | | NEUTRAL | | 0-0-0 | | 0-0-0 | | 0-0-0 | | | | | | |
| RPI | S | Opponent | | Score | | RPI | S | Opponent | | Score | | RPI | S | Opponent | | Score | | |
| | | | | 35 | N | Bryant | 1 | 6 | 93 | N | Penn St. | 4 | 5 | 111 | A | Seton Hall | 0 | 11 |
| | | | | 46 | A | UNCG | 6 | 10 | 93 | N | Penn St. | 0 | 11 | 111 | A | Seton Hall | 8 | 2 |
| | | | | 46 | A | UNCG | 6 | 4 | | | | | | 111 | H | Seton Hall | 4 | 9 |
| | | | | 46 | A | UNCG | 2 | 16 | | | | | | 145 | A | Middle Tenn. | 9 | 1 |
| | | | | | | | | | | | | | | 150 | A | Navy | 1 | 3 |
| | | | | | | | | | | | | | | 150 | A | Navy | 3 | 7 |
| | | | | | | | | | | | | | | 150 | A | Navy | 2 | 3 |
| | | | | | | | | | | | | | | 150 | A | Navy | 2 | 6 |
| | | | | | | | | | | | | | | 157 | N | Monmouth | 6 | 5 |
| | | | | | | | | | | | | | | 175 | A | Holy Cross | 3 | 6 |
| | | | | | | | | | | | | | | 175 | A | Holy Cross | 2 | 6 |
| | | | | | | | | | | | | | | 175 | A | Holy Cross | 6 | 1 |
| | | | | | | | | | | | | | | 175 | A | Holy Cross | 3 | 0 |
| | | | | | | | | | | | | | | 181 | N | North Dakota St. | 6 | 3 |
| | | | | | | | | | | | | | | 189 | H | UMass Lowell | 5 | 7 |
| | | | | | | | | | | | | | | 208 | H | Columbia | 3 | 13 |
| | | | | | | | | | | | | | | 214 | H | Manhattan | 2 | 3 |
| | | | | | | | | | | | | | | 224 | A | Lipscomb | 6 | 8 |
| | | | | | | | | | | | | | | 226 | N | Harvard | 6 | 4 |
| | | | | | | | | | | | | | | 226 | N | Harvard | 3 | 5 |
| | | | | | | | | | | | | | | 226 | N | Harvard | 13 | 12 |
| | | | | LAST 15 GAMES | | | | | | | | | | 227 | A | Belmont | 7 | 20 |
| | | | | 150 | A | Navy | 1 | 3 | 175 | A | Holy Cross | 6 | 1 | 230 | H | Hofstra | 8 | 14 |
| | | | | 150 | A | Navy | 3 | 7 | 175 | A | Holy Cross | 3 | 6 | 243 | H | Siena | 6 | 13 |
| | | | | 150 | A | Navy | 2 | 6 | 214 | H | Manhattan | 2 | 3 | 261 | H | Lafayette | 2 | 11 |
| | | | | 150 | A | Navy | 2 | 3 | | | | | | 261 | H | Lafayette | 9 | 3 |
| | | | | 266 | A | NYIT | 2 | 3 | | | | | | 261 | H | Lafayette | 0 | 4 |

Non-Div. I Games:

Army West Point

| | | |
|------------------|---|---|
| 175 A Holy Cross | 3 | 0 |
| 175 A Holy Cross | 2 | 6 |

| RPI | S | Opponent | Score | |
|-----|---|---------------|-------|---|
| 261 | H | Lafayette | 3 | 6 |
| 266 | A | NYIT | 2 | 3 |
| 277 | H | Bucknell | 2 | 4 |
| 277 | H | Bucknell | 3 | 2 |
| 277 | H | Bucknell | 2 | 6 |
| 277 | H | Bucknell | 7 | 4 |
| 279 | N | Massachusetts | 6 | 5 |
| 279 | N | Massachusetts | 10 | 3 |
| 279 | N | Massachusetts | 2 | 6 |

Army West Point

A
r
m
y
W
e
s
t
P
o
i
n
t

A
r
m
y
W
e
s
t
P
o
i
n
t

| Average RPI Win: | 209 | WON-LOST | WINNING | LAST 15 | STRENGTH OF | OPP. STRENGTH | TEAM | ADJ | CONF. | ADJ CONF. | |
|-------------------|----------|-----------|-----------|----------------|-------------|---------------|-------|-------------|-------|--------------|-------|
| Average RPI Loss: | 202 | RECORD | PCT. RANK | GAMES | SCHEDULE | OF SCHEDULE | RPI | RPI | RPI | RPI | |
| DIV. I ONLY | 13-17-0 | .43333 | 203 | 5-10-0 | 275 | 259 | 238 | .447 | 241 | 25 | 25 |
| DIV. I NON-CONF. | 7-7-0 | .5 | 145 | 1-0-0 | 227 | 243 | 152 | .49957 | 154 | 23 | 23 |
| <hr/> | | | | | | | | | | | |
| TOTALS | RPI 1-25 | RPI 26-50 | | W-L RECORDS | | RPI 51-100 | | RPI 101-150 | | RPI 150+ | |
| 13-17-0 | 0-0-0 | 0-0-0 | | OVERALL | | 0-0-0 | | 3-4-0 | | 10-13-0 | |
| 6-3-0 | 0-0-0 | 0-0-0 | | HOME | | 0-0-0 | | 1-0-0 | | 5-3-0 | |
| 6-12-0 | 0-0-0 | 0-0-0 | | AWAY | | 0-0-0 | | 2-4-0 | | 4-8-0 | |
| 1-2-0 | 0-0-0 | 0-0-0 | | NEUTRAL | | 0-0-0 | | 0-0-0 | | 1-2-0 | |
| 7-7-0 | 0-0-0 | 0-0-0 | | NON-CONFERENCE | | 0-0-0 | | 3-4-0 | | 4-3-0 | |
| 1-0-0 | 0-0-0 | 0-0-0 | | HOME | | 0-0-0 | | 1-0-0 | | 0-0-0 | |
| 5-5-0 | 0-0-0 | 0-0- | | AWAY | | 0-0-0 | | 2-4-0 | | 3-1-0 | |
| 1-2-0 | 0-0-0 | 0-0-0 | | NEUTRAL | | 0-0-0 | | 0-0-0 | | 1-2-0 | |
| 6-10-0 | 0-0-0 | 0-0-0 | | CONFERENCE | | 0-0-0 | | 0-0-0 | | 6-10-0 | |
| 5-3-0 | 0-0-0 | 0-0-0 | | HOME | | 0-0-0 | | 0-0-0 | | 5-3-0 | |
| 1-7-0 | 0-0-0 | 0-0-0 | | AWAY | | 0-0-0 | | 0-0-0 | | 1-7-0 | |
| 0-0-0 | 0-0-0 | 0-0-0 | | NEUTRAL | | 0-0-0 | | 0-0-0 | | 0-0-0 | |
| RPI | S | Opponent | Score | RPI | S | Opponent | Score | RPI | S | Opponent | Score |
| | | | | | | | | 131 | A | Wofford | 1 5 |
| | | | | | | | | 131 | A | Wofford | 6 2 |
| | | | | | | | | 131 | A | Wofford | 12 5 |
| | | | | | | | | 132 | A | UCF | 0 16 |
| | | | | | | | | 132 | A | UCF | 3 4 |
| | | | | | | | | 132 | A | UCF | 3 8 |
| | | | | | | | | 139 | H | Binghamton | 3 2 |
| | | | | | | | | 190 | N | Northeastern | 0 11 |
| | | | | | | | | 190 | N | Northeastern | 0 6 |
| | | | | | | | | 190 | N | Northeastern | 7 5 |
| | | | | | | | | 199 | A | Yale | 2 4 |
| | | | | | | | | 199 | A | Yale | 8 9 |
| | | | | | | | | 208 | H | Columbia | 4 3 |
| | | | | | | | | 208 | H | Columbia | 7 4 |
| | | | | | | | | 208 | H | Columbia | 9 3 |
| | | | | | | | | 208 | H | Columbia | 4 14 |
| | | | | | | | | 223 | A | Penn | 2 3 |
| | | | | | | | | 223 | A | Penn | 5 16 |
| | | | | | | | | 223 | A | Penn | 2 13 |
| | | | | | | | | 223 | A | Penn | 7 4 |
| | | | | | | | | 226 | H | Harvard | 5 1 |
| | | | | | | | | 226 | H | Harvard | 6 4 |
| | | | | | | | | 229 | H | Dartmouth | 1 3 |
| | | | | | | | | 229 | H | Dartmouth | 3 9 |
| | | | | | | | | 260 | A | Brown | 2 4 |
| | | | | | | | | 260 | A | Brown | 6 7 |
| | | | | | | | | 277 | A | Bucknell | 3 12 |
| | | | | LAST 15 GAMES | | | | | | | |
| | | | | 223 | A | Penn | 2 3 | 208 | H | Columbia | 7 4 |
| | | | | 223 | A | Penn | 5 16 | 208 | H | Columbia | 4 14 |
| | | | | 223 | A | Penn | 7 4 | 208 | H | Columbia | 9 3 |
| | | | | 223 | A | Penn | 2 13 | | | | |
| | | | | 229 | H | Dartmouth | 3 9 | | | | |

Non-Div. I Games:

Rollins

5

6

Rollins

5

13

Cornell

| | | |
|-----------------|---|---|
| 229 H Dartmouth | 1 | 3 |
| 208 H Columbia | 4 | 3 |

| RPI | S | Opponent | Score | |
|-----|---|----------|-------|---|
| 277 | A | Bucknell | 3 | 2 |
| 277 | A | Bucknell | 8 | 6 |
| 277 | A | Bucknell | 5 | 2 |

Cornell

C
o
r
n
e
l
l

C
o
r
n
e
l
l

| Average RPI Win: 264 | | WON-LOST | WINNING | LAST 15 | STRENGTH OF | | OPP. STRENGTH | TEAM | ADJ | | CONF. | ADJ CONF. |
|-----------------------|----------|----------|-----------|----------------|-------------|-------|---------------------|-------|-------------|---------------------|----------|-----------|
| Average RPI Loss: 191 | | RECORD | PCT. RANK | GAMES | SCHEDULE | | OF SCHEDULE | RPI | RPI | | RPI | RPI |
| DIV. I ONLY | | 14-23-0 | .37838 | 232 | 7-8-0 | | 227 | 292 | 242 | | 17 | 17 |
| DIV. I NON-CONF. | | 12-17-0 | .41379 | 199 | 5-2-0 | | 233 | 300 | 234 | | 16 | 16 |
| TOTALS | | RPI 1-25 | RPI 26-50 | | W-L RECORDS | | RPI 51-100 | | RPI 101-150 | | RPI 150+ | |
| 14-23-0 | 0-0-0 | 0-0-0 | | OVERALL | | 0-4-0 | | 0-3-0 | | 14-16-0 | | |
| 7-2-0 | 0-0-0 | 0-0-0 | | HOME | | 0-0-0 | | 0-0-0 | | 7-2-0 | | |
| 7-18-0 | 0-0-0 | 0-0-0 | | AWAY | | 0-3-0 | | 0-2-0 | | 7-9-0 | | |
| 0-3-0 | 0-0-0 | 0-0-0 | | NEUTRAL | | 0-1-0 | | 0-0-0 | | 0-2-0 | | |
| 12-17-0 | 0-0-0 | 0-0-0 | | NON-CONFERENCE | | 0-1-0 | | 0-3-0 | | 12-13-0 | | |
| 5-2-0 | 0-0-0 | 0-0-0 | | HOME | | 0-0-0 | | 0-0-0 | | 5-2-0 | | |
| 7-12-0 | 0-0-0 | 0-0- | | AWAY | | 0-0-0 | | 0-3-0 | | 7-9-0 | | |
| 0-3-0 | 0-0-0 | 0-0-0 | | NEUTRAL | | 0-1-0 | | 0-0-0 | | 0-2-0 | | |
| 2-6-0 | 0-0-0 | 0-0-0 | | CONFERENCE | | 0-3-0 | | 0-0-0 | | 2-3-0 | | |
| 2-0-0 | 0-0-0 | 0-0-0 | | HOME | | 0-0-0 | | 0-0-0 | | 2-0-0 | | |
| 0-6-0 | 0-0-0 | 0-0-0 | | AWAY | | 0-3-0 | | 0-0-0 | | 0-3-0 | | |
| 0-0-0 | 0-0-0 | 0-0-0 | | NEUTRAL | | 0-0-0 | | 0-0-0 | | 0-0-0 | | |
| RPI S | Opponent | Score | RPI S | Opponent | Score | RPI S | Opponent | Score | RPI S | Opponent | Score | |
| | | | | | | 68 N | Rutgers | 3 10 | 111 A | Seton Hall | 2 9 | |
| | | | | | | 94 A | FGCU | 5 6 | 150 A | Navy | 3 7 | |
| | | | | | | 94 A | FGCU | 3 4 | 150 A | Navy | 0 4 | |
| | | | | | | 94 A | FGCU | 1 10 | 176 N | Eastern Mich. | 0 8 | |
| | | | | | | | | | 184 A | Kennesaw St. | 3 5 | |
| | | | | | | | | | 184 A | Kennesaw St. | 2 8 | |
| | | | | | | | | | 184 A | Kennesaw St. | 3 5 | |
| | | | | | | | | | 192 A | Fordham | 0 2 | |
| | | | | | | | | | 192 A | Fordham | 1 3 | |
| | | | | | | | | | 192 H | Fordham | 4 10 | |
| | | | | | | | | | 192 H | Fordham | 3 2 | |
| | | | | | | | | | 201 H | Marist | 2 4 | |
| | | | | | | | | | 207 N | Omaha | 3 9 | |
| | | | | | | | | | 210 A | George Washington | 6 0 | |
| | | | | | | | | | 236 H | USC Upstate | 4 2 | |
| | | | | | | | | | 236 H | USC Upstate | 8 6 | |
| | | | | | | | | | 252 H | Fairleigh Dickinson | 14 3 | |
| | | | | | | | | | 266 A | NYIT | 0 2 | |
| | | | | | | | | | 266 A | NYIT | 6 7 | |
| | | | | | | | | | 266 H | NYIT | 4 1 | |
| | | | | | | | | | 266 H | NYIT | 7 2 | |
| | | | | | | | | | 270 A | N.C. Central | 5 6 | |
| | | | | | | | | | 270 A | N.C. Central | 5 4 | |
| | | | | | | | | | 270 A | N.C. Central | 4 8 | |
| | | | | | | | | | 284 A | Norfolk St. | 1 6 | |
| | | | | | | | | | 284 A | Norfolk St. | 0 7 | |
| | | | | | | | | | 284 A | Norfolk St. | 9 2 | |
| LAST 15 GAMES | | | | | | | | | | | | |
| | | | | | | 266 H | NYIT | 4 1 | 94 A | FGCU | 1 10 | |
| | | | | | | 266 H | NYIT | 7 2 | 184 A | Kennesaw St. | 3 5 | |
| | | | | | | 266 A | NYIT | 6 7 | 184 A | Kennesaw St. | 3 5 | |
| | | | | | | 266 A | NYIT | 0 2 | | | | |
| | | | | | | 252 H | Fairleigh Dickinson | 14 3 | | | | |

Non-Div. I Games: Point U. 12 2

NJIT

| | | | | |
|----|---|------|---|---|
| 94 | A | FGCU | 3 | 4 |
| 94 | A | FGCU | 5 | 6 |

| RPI | S | Opponent | Score | |
|-----|---|---------------|-------|----|
| 284 | A | Norfolk St. | 0 | 16 |
| 295 | A | Saint Peter's | 11 | 7 |
| 295 | H | Saint Peter's | 16 | 0 |
| 299 | A | Coppin St. | 3 | 2 |
| 299 | A | Coppin St. | 5 | 4 |
| 299 | A | Coppin St. | 9 | 2 |

| Average RPI Win: 202 | | WON-LOST | WINNING | LAST 15 | STRENGTH OF | | OPP. STRENGTH | TEAM | ADJ | | CONF. | ADJ CONF. | | | | | | |
|-----------------------|---|----------|-----------|---------|----------------|-------------------|---------------|------|-------------|-------------|----------|-----------|-----|----------|------------|-------------------|----|----|
| Average RPI Loss: 183 | | RECORD | PCT. RANK | GAMES | SCHEDULE | | OF SCHEDULE | RPI | RPI | | RPI | RPI | | | | | | |
| DIV. I ONLY | | 13-25-0 | .34211 | 249 | 7-8-0 | | 245 | 254 | 243 | .44661 | 243 | 28 | 28 | | | | | |
| DIV. I NON-CONF. | | 6-20-0 | .23077 | 273 | 2-5-0 | | 248 | 232 | 270 | .42786 | 269 | 25 | 25 | | | | | |
| TOTALS | | RPI 1-25 | RPI 26-50 | | W-L RECORDS | | RPI 51-100 | | RPI 101-150 | | RPI 150+ | | | | | | | |
| 13-25-0 | | 0-0-0 | 0-0-0 | | OVERALL | | 1-2-0 | | 0-7-0 | | 12-16-0 | | | | | | | |
| 3-6-0 | | 0-0-0 | 0-0-0 | | HOME | | 0-0-0 | | 0-0-0 | | 3-6-0 | | | | | | | |
| 10-19-0 | | 0-0-0 | 0-0-0 | | AWAY | | 1-2-0 | | 0-7-0 | | 9-10-0 | | | | | | | |
| 0-0-0 | | 0-0-0 | 0-0-0 | | NEUTRAL | | 0-0-0 | | 0-0-0 | | 0-0-0 | | | | | | | |
| 6-20-0 | | 0-0-0 | 0-0-0 | | NON-CONFERENCE | | 1-2-0 | | 0-7-0 | | 5-11-0 | | | | | | | |
| 0-3-0 | | 0-0-0 | 0-0-0 | | HOME | | 0-0-0 | | 0-0-0 | | 0-3-0 | | | | | | | |
| 6-17-0 | | 0-0-0 | 0-0- | | AWAY | | 1-2-0 | | 0-7-0 | | 5-8-0 | | | | | | | |
| 0-0-0 | | 0-0-0 | 0-0-0 | | NEUTRAL | | 0-0-0 | | 0-0-0 | | 0-0-0 | | | | | | | |
| 7-5-0 | | 0-0-0 | 0-0-0 | | CONFERENCE | | 0-0-0 | | 0-0-0 | | 7-5-0 | | | | | | | |
| 3-3-0 | | 0-0-0 | 0-0-0 | | HOME | | 0-0-0 | | 0-0-0 | | 3-3-0 | | | | | | | |
| 4-2-0 | | 0-0-0 | 0-0-0 | | AWAY | | 0-0-0 | | 0-0-0 | | 4-2-0 | | | | | | | |
| 0-0-0 | | 0-0-0 | 0-0-0 | | NEUTRAL | | 0-0-0 | | 0-0-0 | | 0-0-0 | | | | | | | |
| RPI | S | Opponent | Score | RPI | S | Opponent | Score | RPI | S | Opponent | Score | RPI | S | Opponent | Score | | | |
| | | | | | | | | 98 | A | Indiana St. | 3 | 12 | | 113 | A | Morehead St. | 4 | 11 |
| | | | | | | | | 98 | A | Indiana St. | 3 | 2 | | 113 | A | Morehead St. | 7 | 24 |
| | | | | | | | | 98 | A | Indiana St. | 3 | 10 | | 132 | A | UCF | 0 | 15 |
| | | | | | | | | | | | | | | 132 | A | UCF | 2 | 11 |
| | | | | | | | | | | | | | | 132 | A | UCF | 9 | 10 |
| | | | | | | | | | | | | | | 149 | A | Stetson | 3 | 5 |
| | | | | | | | | | | | | | | 149 | A | Stetson | 6 | 13 |
| | | | | | | | | | | | | | | 157 | A | Monmouth | 4 | 10 |
| | | | | | | | | | | | | | | 157 | A | Monmouth | 6 | 2 |
| | | | | | | | | | | | | | | 157 | A | Monmouth | 6 | 4 |
| | | | | | | | | | | | | | | 175 | H | Holy Cross | 6 | 9 |
| | | | | | | | | | | | | | | 178 | A | Delaware | 4 | 11 |
| | | | | | | | | | | | | | | 178 | A | Delaware | 9 | 2 |
| | | | | | | | | | | | | | | 178 | A | Delaware | 2 | 6 |
| | | | | | | | | | | | | | | 191 | A | Canisius | 3 | 1 |
| | | | | | | | | | | | | | | 191 | A | Canisius | 4 | 16 |
| | | | | | | | | | | | | | | 191 | A | Canisius | 6 | 4 |
| | | | | | | | | | | | | | | 192 | A | Fordham | 4 | 2 |
| | | | | | | | | | | | | | | 217 | A | Central Conn. St. | 5 | 6 |
| | | | | | | | | | | | | | | 218 | A | The Citadel | 2 | 3 |
| | | | | | | | | | | | | | | 218 | A | The Citadel | 4 | 6 |
| | | | | | | | | | | | | | | 218 | A | The Citadel | 2 | 14 |
| | | | | | | | | | | | | | | 219 | H | Quinnipiac | 3 | 2 |
| | | | | | | | | | | | | | | 219 | H | Quinnipiac | 0 | 7 |
| | | | | | | | | | | | | | | 219 | H | Quinnipiac | 8 | 7 |
| | | | | | | | | | | | | | | 222 | H | Niagara | 4 | 8 |
| | | | | | | | | | | | | | | 222 | H | Niagara | 2 | 8 |
| LAST 15 GAMES | | | | | | | | | | | | | | | | | | |
| | | | | 178 | A | Delaware | 9 | 2 | | | | | 157 | A | Monmouth | 4 | 10 | |
| | | | | 178 | A | Delaware | 2 | 6 | | | | | 192 | A | Fordham | 4 | 2 | |
| | | | | 178 | A | Delaware | 4 | 11 | | | | | 219 | H | Quinnipiac | 8 | 7 | |
| | | | | 175 | H | Holy Cross | 6 | 9 | | | | | | | | | | |
| | | | | 217 | A | Central Conn. St. | 5 | 6 | | | | | | | | | | |

Non-Div. I Games:

Siena

| | | | | |
|-----|---|----------|---|---|
| 157 | A | Monmouth | 6 | 4 |
| 157 | A | Monmouth | 6 | 2 |

| RPI | S | Opponent | Score | |
|-----|---|---------------------|-------|----|
| 222 | H | Niagara | 8 | 0 |
| 240 | A | Army West Point | 13 | 6 |
| 252 | A | Fairleigh Dickinson | 6 | 10 |
| 260 | H | Brown | 2 | 10 |
| 260 | H | Brown | 5 | 7 |
| 283 | A | George Mason | 2 | 5 |
| 283 | A | George Mason | 19 | 7 |
| 283 | A | George Mason | 5 | 3 |

Siena

S
i
e
n
a

S
i
e
n
a

| Average RPI Win: 235 | | WON-LOST | WINNING | LAST 15 | STRENGTH OF | | OPP. STRENGTH | TEAM | ADJ | CONF. | ADJ CONF. |
|-----------------------|----------------|----------|-----------|---------|----------------|-------|---------------|-------|--------------------|--------|-----------|
| Average RPI Loss: 135 | | RECORD | PCT. RANK | GAMES | SCHEDULE | | OF SCHEDULE | RPI | RPI | RPI | RPI |
| DIV. I ONLY | | 15-25-0 | .375 | 234 | 0-2-0 | | 186 | 194 | 244 | .44439 | 244 |
| DIV. I NON-CONF. | | 12-13-0 | .48 | 163 | 0-0-0 | | 215 | 169 | 204 | .46907 | 204 |
| TOTALS | | RPI 1-25 | RPI 26-50 | | W-L RECORDS | | RPI 51-100 | | RPI 101-150 | | RPI 150+ |
| 15-25-0 | | 0-3-0 | 0-2-0 | | OVERALL | | 0-2-0 | | 2-7-0 | | 13-11-0 |
| 13-11-0 | | 0-0-0 | 0-0-0 | | HOME | | 0-0-0 | | 1-2-0 | | 12-9-0 |
| 2-14-0 | | 0-3-0 | 0-2-0 | | AWAY | | 0-2-0 | | 1-5-0 | | 1-2-0 |
| 0-0-0 | | 0-0-0 | 0-0-0 | | NEUTRAL | | 0-0-0 | | 0-0-0 | | 0-0-0 |
| 12-13-0 | | 0-3-0 | 0-2-0 | | NON-CONFERENCE | | 0-2-0 | | 1-2-0 | | 11-4-0 |
| 11-4-0 | | 0-0-0 | 0-0-0 | | HOME | | 0-0-0 | | 1-2-0 | | 10-2-0 |
| 1-9-0 | | 0-3-0 | 0-0- | | AWAY | | 0-2-0 | | 0-0-0 | | 1-2-0 |
| 0-0-0 | | 0-0-0 | 0-0-0 | | NEUTRAL | | 0-0-0 | | 0-0-0 | | 0-0-0 |
| 3-12-0 | | 0-0-0 | 0-0-0 | | CONFERENCE | | 0-0-0 | | 1-5-0 | | 2-7-0 |
| 2-7-0 | | 0-0-0 | 0-0-0 | | HOME | | 0-0-0 | | 0-0-0 | | 2-7-0 |
| 1-5-0 | | 0-0-0 | 0-0-0 | | AWAY | | 0-0-0 | | 1-5-0 | | 0-0-0 |
| 0-0-0 | | 0-0-0 | 0-0-0 | | NEUTRAL | | 0-0-0 | | 0-0-0 | | 0-0-0 |
| RPI S | Opponent | Score | | RPI S | Opponent | Score | | RPI S | Opponent | Score | |
| 3 A | South Carolina | 0 | 9 | 28 A | Georgia | 3 | 5 | 53 A | Col. of Charleston | 1 | 4 |
| 3 A | South Carolina | 0 | 2 | 28 A | Georgia | 3 | 10 | 61 A | Jacksonville | 1 | 4 |
| 3 A | South Carolina | 4 | 5 | | | | | | West Virginia | 4 | 3 |
| | | | | | | | | | West Virginia | 0 | 5 |
| | | | | | | | | | West Virginia | 0 | 3 |
| | | | | | | | | | Liberty | 6 | 9 |
| | | | | | | | | | Liberty | 6 | 1 |
| | | | | | | | | | Liberty | 2 | 10 |
| | | | | | | | | | Gardner-Webb | 2 | 21 |
| | | | | | | | | | Gardner-Webb | 2 | 5 |
| | | | | | | | | | Gardner-Webb | 0 | 1 |
| | | | | | | | | | Longwood | 2 | 6 |
| | | | | | | | | | Longwood | 1 | 4 |
| | | | | | | | | | Longwood | 4 | 13 |
| | | | | | | | | | Campbell | 4 | 5 |
| | | | | | | | | | Campbell | 5 | 7 |
| | | | | | | | | | Campbell | 18 | 7 |
| | | | | | | | | | George Washington | 3 | 1 |
| | | | | | | | | | George Washington | 12 | 1 |
| | | | | | | | | | George Washington | 5 | 10 |
| | | | | | | | | | The Citadel | 3 | 4 |
| | | | | | | | | | The Citadel | 18 | 1 |
| | | | | | | | | | USC Upstate | 6 | 11 |
| | | | | | | | | | USC Upstate | 3 | 1 |
| | | | | | | | | | N.C. Central | 9 | 6 |
| | | | | | | | | | Massachusetts | 12 | 8 |
| | | | | | | | | | Massachusetts | 3 | 1 |
| | | | | | | | | | Massachusetts | 7 | 2 |
| | | | | | | | | | Butler | 2 | 1 |
| LAST 15 GAMES | | | | 133 A | Gardner-Webb | 2 | 5 | 288 A | Savannah St. | 10 | 4 |
| | | | | 133 A | Gardner-Webb | 2 | 21 | 129 A | Liberty | 6 | 9 |
| | | | | 133 A | Gardner-Webb | 0 | 1 | 129 A | Liberty | 6 | 1 |
| | | | | 236 A | USC Upstate | 6 | 11 | | | | |
| | | | | 285 H | UNC Asheville | 9 | 7 | | | | |

Non-Div. I Games: North Greenville 2 6

Charleston So.

| | | | | |
|-----|---|---------------|---|---|
| 285 | H | UNC Asheville | 8 | 9 |
| 285 | H | UNC Asheville | 1 | 7 |

| RPI | S | Opponent | Score | |
|-----|---|---------------|-------|---|
| 280 | H | Butler | 3 | 4 |
| 280 | H | Butler | 7 | 3 |
| 285 | H | UNC Asheville | 9 | 7 |
| 285 | H | UNC Asheville | 1 | 7 |
| 285 | H | UNC Asheville | 8 | 9 |
| 288 | A | Savannah St. | 10 | 4 |

Charleston So.

C
h
a
r
l
e
s
t
o
n
S
o
.

C
h
a
r
l
e
s
t
o
n
S
o
.

| Average RPI Win: 166 | | WON-LOST | WINNING | LAST 15 | STRENGTH OF | | OPP. STRENGTH | TEAM | ADJ | | CONF. | ADJ CONF. | | | |
|-----------------------|---|----------|-----------|---------|----------------|------------|---------------|------|-------------|--------------|----------|-----------|---|---------------|-------|
| Average RPI Loss: 126 | | RECORD | PCT. RANK | GAMES | SCHEDULE | | OF SCHEDULE | RPI | RPI | | RPI | RPI | | | |
| DIV. I ONLY | | 8-26-0 | .23529 | 288 | 3-12-0 | | 109 | 229 | 245 | | 18 | 18 | | | |
| DIV. I NON-CONF. | | 5-14-0 | .26316 | 264 | 0-5-0 | | 77 | 173 | 173 | | 14 | 14 | | | |
| TOTALS | | RPI 1-25 | RPI 26-50 | | W-L RECORDS | | RPI 51-100 | | RPI 101-150 | | RPI 150+ | | | | |
| 8-26-0 | | 0-0-0 | 0-1-0 | | OVERALL | | 1-13-0 | | 3-3-0 | | 4-9-0 | | | | |
| 3-11-0 | | 0-0-0 | 0-1-0 | | HOME | | 0-2-0 | | 1-1-0 | | 2-7-0 | | | | |
| 5-15-0 | | 0-0-0 | 0-0-0 | | AWAY | | 1-11-0 | | 2-2-0 | | 2-2-0 | | | | |
| 0-0-0 | | 0-0-0 | 0-0-0 | | NEUTRAL | | 0-0-0 | | 0-0-0 | | 0-0-0 | | | | |
| 5-14-0 | | 0-0-0 | 0-1-0 | | NON-CONFERENCE | | 1-8-0 | | 2-2-0 | | 2-3-0 | | | | |
| 0-2-0 | | 0-0-0 | 0-1-0 | | HOME | | 0-0-0 | | 0-0-0 | | 0-1-0 | | | | |
| 5-12-0 | | 0-0-0 | 0-0- | | AWAY | | 1-8-0 | | 2-2-0 | | 2-2-0 | | | | |
| 0-0-0 | | 0-0-0 | 0-0-0 | | NEUTRAL | | 0-0-0 | | 0-0-0 | | 0-0-0 | | | | |
| 3-12-0 | | 0-0-0 | 0-0-0 | | CONFERENCE | | 0-5-0 | | 1-1-0 | | 2-6-0 | | | | |
| 3-9-0 | | 0-0-0 | 0-0-0 | | HOME | | 0-2-0 | | 1-1-0 | | 2-6-0 | | | | |
| 0-3-0 | | 0-0-0 | 0-0-0 | | AWAY | | 0-3-0 | | 0-0-0 | | 0-0-0 | | | | |
| 0-0-0 | | 0-0-0 | 0-0-0 | | NEUTRAL | | 0-0-0 | | 0-0-0 | | 0-0-0 | | | | |
| RPI | S | Opponent | Score | RPI | S | Opponent | Score | RPI | S | Opponent | Score | RPI | S | Opponent | Score |
| | | | | 33 | H | Pittsburgh | 5 17 | 73 | A | Wright St. | 2 9 | 102 | A | Missouri | 3 8 |
| | | | | | | | | 73 | A | Wright St. | 0 8 | 102 | A | Missouri | 3 2 |
| | | | | | | | | 73 | A | Wright St. | 4 9 | 102 | A | Missouri | 4 3 |
| | | | | | | | | 73 | H | Wright St. | 3 7 | 119 | A | West Virginia | 3 13 |
| | | | | | | | | 73 | H | Wright St. | 0 10 | 135 | H | Oakland | 7 2 |
| | | | | | | | | 79 | A | Western Ky. | 3 5 | 135 | H | Oakland | 1 9 |
| | | | | | | | | 79 | A | Western Ky. | 1 11 | 160 | H | Milwaukee | 3 22 |
| | | | | | | | | 79 | A | Western Ky. | 8 7 | 160 | H | Milwaukee | 0 1 |
| | | | | | | | | 80 | A | Fresno St. | 5 6 | 160 | H | Milwaukee | 3 10 |
| | | | | | | | | 80 | A | Fresno St. | 0 11 | 195 | H | Ill.-Chicago | 1 15 |
| | | | | | | | | 80 | A | Fresno St. | 3 8 | 195 | H | Ill.-Chicago | 9 1 |
| | | | | | | | | 80 | A | Fresno St. | 1 6 | 227 | A | Belmont | 7 3 |
| | | | | | | | | 84 | A | Kent St. | 2 5 | 227 | A | Belmont | 3 4 |
| | | | | | | | | 93 | A | Penn St. | 1 6 | 227 | A | Belmont | 6 12 |
| | | | | | | | | | | | | 234 | H | Toledo | 4 6 |
| | | | | | | | | | | | | 238 | A | Ohio | 8 5 |
| | | | | | | | | | | | | 248 | H | Northern Ky. | 3 1 |
| | | | | | | | | | | | | 248 | H | Northern Ky. | 5 11 |
| | | | | | | | | | | | | 248 | H | Northern Ky. | 8 9 |
| LAST 15 GAMES | | | | | | | | | | | | | | | |
| | | | | 135 | H | Oakland | 1 9 | 248 | H | Northern Ky. | 5 11 | | | | |
| | | | | 135 | H | Oakland | 7 2 | 248 | H | Northern Ky. | 8 9 | | | | |
| | | | | 73 | H | Wright St. | 0 10 | 84 | A | Kent St. | 2 5 | | | | |
| | | | | 73 | H | Wright St. | 3 7 | | | | | | | | |
| | | | | 33 | H | Pittsburgh | 5 17 | | | | | | | | |

Non-Div. I Games:

Youngstown St.

| | | | | |
|-----|---|---------------|---|----|
| 119 | A | West Virginia | 3 | 13 |
| 248 | H | Northern Ky. | 3 | 1 |

Y
o
u
n
g
s
t
o
w
n
s
t
.

Y
o
u
n
g
s
t
o
w
n
s
t
.

[illegible]

Non-Div. I Games:

Villanova

| | | |
|-----------------------|---|---|
| 158 H St. John's (NY) | 1 | 6 |
| 158 H St. John's (NY) | 7 | 2 |

| RPI | S | Opponent | Score | |
|-----|---|---------------|-------|---|
| 295 | H | Saint Peter's | 1 | 5 |
| 295 | H | Saint Peter's | 7 | 3 |

Villanova

V
i
l
l
a
n
o
v
a

V
i
l
l
a
n
o
v
a

| | | | | | | | | | | | |
|-------------------|----------|-----------|----------------|----------------|-------------|---------------|----------------|--------|---------------|---------------|-------|
| Average RPI Win: | 192 | WON-LOST | WINNING | LAST 15 | STRENGTH OF | OPP. STRENGTH | TEAM | ADJ | CONF. | ADJ CONF. | |
| Average RPI Loss: | 124 | RECORD | PCT. RANK | GAMES | SCHEDULE | OF SCHEDULE | RPI | RPI | RPI | RPI | |
| DIV. I ONLY | 11-27-0 | .28947 | 270 | 4-11-0 | 183 | 154 | 247 | .44344 | 247 | 11 | 11 |
| DIV. I NON-CONF. | 9-21-0 | .3 | 253 | 2-5-0 | 245 | 181 | 265 | .43151 | 265 | 13 | 13 |
| TOTALS | RPI 1-25 | RPI 26-50 | W-L RECORDS | RPI 51-100 | RPI 101-150 | RPI 150+ | | | | | |
| 11-27-0 | 0-0-0 | 0-5-0 | OVERALL | 2-6-0 | 2-7-0 | 7-9-0 | | | | | |
| 2-11-0 | 0-0-0 | 0-2-0 | HOME | 0-1-0 | 1-2-0 | 1-6-0 | | | | | |
| 4-14-0 | 0-0-0 | 0-3-0 | AWAY | 1-4-0 | 1-4-0 | 2-3-0 | | | | | |
| 5-2-0 | 0-0-0 | 0-0-0 | NEUTRAL | 1-1-0 | 0-1-0 | 4-0-0 | | | | | |
| 9-21-0 | 0-0-0 | 0-3-0 | NON-CONFERENCE | 1-4-0 | 1-5-0 | 7-9-0 | | | | | |
| 1-7-0 | 0-0-0 | 0-0-0 | HOME | 0-1-0 | 0-0-0 | 1-6-0 | | | | | |
| 3-12-0 | 0-0-0 | 0-0- | AWAY | 0-2-0 | 1-4-0 | 2-3-0 | | | | | |
| 5-2-0 | 0-0-0 | 0-0-0 | NEUTRAL | 1-1-0 | 0-1-0 | 4-0-0 | | | | | |
| 2-6-0 | 0-0-0 | 0-2-0 | CONFERENCE | 1-2-0 | 1-2-0 | 0-0-0 | | | | | |
| 1-4-0 | 0-0-0 | 0-2-0 | HOME | 0-0-0 | 1-2-0 | 0-0-0 | | | | | |
| 1-2-0 | 0-0-0 | 0-0-0 | AWAY | 1-2-0 | 0-0-0 | 0-0-0 | | | | | |
| 0-0-0 | 0-0-0 | 0-0-0 | NEUTRAL | 0-0-0 | 0-0-0 | 0-0-0 | | | | | |
| RPI S | Opponent | Score | RPI S | Opponent | Score | RPI S | Opponent | Score | RPI S | Opponent | Score |
| | | | 38 A | Tulane | 0 13 | 72 N | Michigan St. | 0 15 | 101 A | Oregon | 2 4 |
| | | | 38 A | Tulane | 3 9 | 77 A | Valparaiso | 6 8 | 101 A | Oregon | 1 3 |
| | | | 38 A | Tulane | 2 3 | 90 A | Illinois | 1 7 | 101 A | Oregon | 3 2 |
| | | | 40 H | Dallas Baptist | 2 7 | 90 H | Illinois | 3 8 | 101 A | Oregon | 5 8 |
| | | | 40 H | Dallas Baptist | 1 7 | 98 A | Indiana St. | 2 3 | 117 N | Indiana | 1 14 |
| | | | | | | 98 A | Indiana St. | 5 1 | 128 H | Southern Ill. | 6 8 |
| | | | | | | 98 A | Indiana St. | 5 6 | 128 H | Southern Ill. | 1 0 |
| | | | | | | 100 N | Ohio St. | 5 4 | 128 H | Southern Ill. | 3 7 |
| | | | | | | | | | 136 A | FIU | 6 11 |
| | | | | | | | | | 160 H | Milwaukee | 5 8 |
| | | | | | | | | | 160 H | Milwaukee | 1 4 |
| | | | | | | | | | 160 H | Milwaukee | 3 4 |
| | | | | | | | | | 171 H | Xavier | 6 5 |
| | | | | | | | | | 171 H | Xavier | 1 12 |
| | | | | | | | | | 171 H | Xavier | 5 11 |
| | | | | | | | | | 227 A | Belmont | 10 13 |
| | | | | | | | | | 227 A | Belmont | 5 7 |
| | | | | | | | | | 227 A | Belmont | 23 5 |
| | | | | | | | | | 238 A | SIUE | 9 3 |
| | | | | | | | | | 251 N | Northwestern | 10 4 |
| | | | | | | | | | 255 N | Western Mich. | 2 1 |
| | | | | | | | | | 263 N | Central Mich. | 13 7 |
| | | | | | | | | | 267 H | Eastern Ill. | 1 2 |
| | | | | | | | | | 269 A | Saint Louis | 4 5 |
| | | | | | | | | | 280 N | Butler | 9 2 |
| LAST 15 GAMES | | | LAST 15 GAMES | | | LAST 15 GAMES | | | LAST 15 GAMES | | |
| | | | 128 H | Southern Ill. | 1 0 | 90 A | Illinois | 1 7 | 267 H | Eastern Ill. | 1 2 |
| | | | 128 H | Southern Ill. | 6 8 | 40 H | Dallas Baptist | 1 7 | 269 A | Saint Louis | 4 5 |
| | | | 128 H | Southern Ill. | 3 7 | 40 H | Dallas Baptist | 2 7 | 280 N | Butler | 9 2 |
| | | | 238 A | SIUE | 9 3 | | | | | | |
| | | | 98 A | Indiana St. | 2 3 | | | | | | |

Non-Div. I Games:

Illinois St.

| | | |
|------------------|---|---|
| 98 A Indiana St. | 5 | 6 |
| 98 A Indiana St. | 5 | 1 |

I
l
l
i
n
o
i
s
s
t
.

I
l
l
i
n
o
i
s
s
t
.

| Average RPI Win: 213 | | WON-LOST | WINNING | LAST 15 | STRENGTH OF | OPP. STRENGTH | TEAM | ADJ | CONF. | ADJ CONF. | | | | |
|-----------------------|-------|----------|-----------|-----------------|-------------|---------------|------------|-------|-------------|----------------------|----------|----|----|---|
| Average RPI Loss: 140 | | RECORD | PCT. RANK | GAMES | SCHEDULE | OF SCHEDULE | RPI | RPI | RPI | RPI | | | | |
| DIV. I ONLY | | 15-26-0 | .36585 | 238 | 6-9-0 | 232 | 230 | 249 | .44313 | 248 | 18 | 18 | | |
| DIV. I NON-CONF. | | 11-11-0 | .5 | 145 | 2-1-0 | 260 | 242 | 185 | .48164 | 185 | 14 | 14 | | |
| TOTALS | | RPI 1-25 | RPI 26-50 | | W-L RECORDS | | RPI 51-100 | | RPI 101-150 | | RPI 150+ | | | |
| 15-26-0 | 0-0-0 | 1-0-0 | | OVERALL | | 1-11-0 | | 1-5-0 | | 12-10-0 | | | | |
| 5-11-0 | 0-0-0 | 0-0-0 | | HOME | | 0-5-0 | | 1-3-0 | | 4-3-0 | | | | |
| 8-13-0 | 0-0-0 | 1-0-0 | | AWAY | | 1-5-0 | | 0-1-0 | | 6-5-0 | | | | |
| 2-2-0 | 0-0-0 | 0-0-0 | | NEUTRAL | | 0-0-0 | | 0-0-0 | | 2-2-0 | | | | |
| 11-11-0 | 0-0-0 | 1-0-0 | | NON-CONFERENCE | | 0-4-0 | | 1-0-0 | | 9-7-0 | | | | |
| 4-1-0 | 0-0-0 | 0-0-0 | | HOME | | 0-0-0 | | 1-0-0 | | 3-1-0 | | | | |
| 5-8-0 | 0-0-0 | 1-0- | | AWAY | | 0-4-0 | | 0-0-0 | | 4-4-0 | | | | |
| 2-2-0 | 0-0-0 | 0-0-0 | | NEUTRAL | | 0-0-0 | | 0-0-0 | | 2-2-0 | | | | |
| 4-15-0 | 0-0-0 | 0-0-0 | | CONFERENCE | | 1-7-0 | | 0-5-0 | | 3-3-0 | | | | |
| 1-10-0 | 0-0-0 | 0-0-0 | | HOME | | 0-5-0 | | 0-3-0 | | 1-2-0 | | | | |
| 3-5-0 | 0-0-0 | 0-0-0 | | AWAY | | 1-2-0 | | 0-2-0 | | 2-1-0 | | | | |
| 0-0-0 | 0-0-0 | 0-0-0 | | NEUTRAL | | 0-0-0 | | 0-0-0 | | 0-0-0 | | | | |
| RPI | S | Opponent | Score | RPI | S | Opponent | Score | RPI | S | Opponent | Score | | | |
| | | | | 36 | A | Kentucky | 5 4 | 73 | A | Wright St. | 3 4 | | | |
| | | | | | | | | 73 | A | Wright St. | 6 4 | | | |
| | | | | | | | | 73 | A | Wright St. | 1 12 | | | |
| | | | | | | | | 73 | H | Wright St. | 2 5 | | | |
| | | | | | | | | 73 | H | Wright St. | 3 13 | | | |
| | | | | | | | | 77 | H | Valparaiso | 1 16 | | | |
| | | | | | | | | 77 | H | Valparaiso | 4 5 | | | |
| | | | | | | | | 77 | H | Valparaiso | 4 6 | | | |
| | | | | | | | | 82 | A | Troy | 0 5 | | | |
| | | | | | | | | 82 | A | Troy | 1 6 | | | |
| | | | | | | | | 82 | A | Troy | 3 10 | | | |
| | | | | | | | | 82 | A | Troy | 2 4 | | | |
| | | | | | | | | 135 | A | Oakland | 3 5 | | | |
| | | | | | | | | 135 | A | Oakland | 3 4 | | | |
| | | | | | | | | 135 | H | Oakland | 3 6 | | | |
| | | | | | | | | 135 | H | Oakland | 1 6 | | | |
| | | | | | | | | 135 | H | Oakland | 4 12 | | | |
| | | | | | | | | 147 | H | Miami (OH) | 5 1 | | | |
| | | | | | | | | 171 | H | Xavier | 1 8 | | | |
| | | | | | | | | 172 | A | Alabama St. | 3 9 | | | |
| | | | | | | | | 172 | A | Alabama St. | 1 11 | | | |
| | | | | | | | | 172 | A | Alabama St. | 6 7 | | | |
| | | | | | | | | 172 | A | Alabama St. | 8 5 | | | |
| | | | | | | | | 195 | H | Ill.-Chicago | 3 6 | | | |
| | | | | | | | | 195 | H | Ill.-Chicago | 1 4 | | | |
| | | | | | | | | 195 | H | Ill.-Chicago | 12 6 | | | |
| | | | | | | | | 238 | A | Ohio | 7 6 | | | |
| | | | | | | | | 245 | A | Youngstown St. | 11 5 | | | |
| | | | | | | | | 245 | A | Youngstown St. | 9 8 | | | |
| | | | | | | | | 245 | A | Youngstown St. | 1 3 | | | |
| | | | | | | | | 251 | H | Northwestern | 7 1 | | | |
| | | | | | | | | 257 | H | Dayton | 4 3 | | | |
| | | | | | | | | 259 | N | Western Ill. | 7 4 | | | |
| | | | | | | | | 259 | N | Western Ill. | 6 8 | | | |
| | | | | | | | | 259 | N | Western Ill. | 11 16 | | | |
| | | | | | | | | 259 | N | Western Ill. | 5 4 | | | |
| | | | | | | | | 272 | A | ETSU | 21 12 | | | |
| | | | | | | | | 272 | A | ETSU | 6 7 | | | |
| | | | | | | | | 272 | A | ETSU | 3 2 | | | |
| LAST 15 GAMES | | | | 73 H Wright St. | | | | 3 | 13 | 245 A Youngstown St. | | | 11 | 5 |
| | | | | 73 H Wright St. | | | | 2 | 5 | 245 A Youngstown St. | | | 9 | 8 |
| | | | | 135 A Oakland | | | | 3 | 5 | 195 H Ill.-Chicago | | | 3 | 6 |
| | | | | 135 A Oakland | | | | 3 | 4 | | | | | |
| | | | | 257 H Dayton | | | | 4 | 3 | | | | | |

Non-Div. I Games:

Northern Ky.

| | | | | |
|-----|---|----------------|---|---|
| 171 | H | Xavier | 1 | 8 |
| 245 | A | Youngstown St. | 1 | 3 |

| RPI | S | Opponent | Score | |
|-----|---|----------|-------|---|
| 280 | H | Butler | 8 | 3 |

Northern Ky.

N
o
r
t
h
e
r
n
K
y
.

N
o
r
t
h
e
r
n
K
y
.

| Average RPI Win: | | 153 | WON-LOST RECORD | | WINNING PCT. RANK | | LAST 15 GAMES | | STRENGTH OF SCHEDULE | | OPP. STRENGTH OF SCHEDULE | | TEAM RPI | ADJ RPI | | CONF. RPI | ADJ CONF. RPI | |
|--------------------|---|------------------|-----------------|-----------|-------------------|----------------|---------------|--------------|----------------------|-------------|---------------------------|----------|----------|---------------------|-----|-----------|---------------|--|
| Average RPI Loss: | | 140 | | | | | | | | | | | | | | | | |
| DIV. I ONLY | | | 6-24-0 | | .2 | 296 | 3-12-0 | | 123 | | 177 | | 250 | .44307 | 249 | 26 | 26 | |
| DIV. I NON-CONF. | | | 3-12-0 | | .2 | 281 | 0-2-0 | | 173 | | 46 | | 237 | .45129 | 237 | 26 | 26 | |
| TOTALS | | RPI 1-25 | | RPI 26-50 | | W-L RECORDS | | RPI 51-100 | | RPI 101-150 | | RPI 150+ | | | | | | |
| 6-24-0 | | 0-3-0 | | 0-3-0 | | OVERALL | | 1-2-0 | | 2-4-0 | | 3-12-0 | | | | | | |
| 1-5-0 | | 0-0-0 | | 0-0-0 | | HOME | | 1-2-0 | | 0-0-0 | | 0-3-0 | | | | | | |
| 4-18-0 | | 0-3-0 | | 0-3-0 | | AWAY | | 0-0-0 | | 2-4-0 | | 2-8-0 | | | | | | |
| 1-1-0 | | 0-0-0 | | 0-0-0 | | NEUTRAL | | 0-0-0 | | 0-0-0 | | 1-1-0 | | | | | | |
| 3-12-0 | | 0-3-0 | | 0-3-0 | | NON-CONFERENCE | | 0-0-0 | | 2-1-0 | | 1-5-0 | | | | | | |
| 0-0-0 | | 0-0-0 | | 0-0-0 | | HOME | | 0-0-0 | | 0-0-0 | | 0-0-0 | | | | | | |
| 2-11-0 | | 0-3-0 | | 0-0- | | AWAY | | 0-0-0 | | 2-1-0 | | 0-4-0 | | | | | | |
| 1-1-0 | | 0-0-0 | | 0-0-0 | | NEUTRAL | | 0-0-0 | | 0-0-0 | | 1-1-0 | | | | | | |
| 3-12-0 | | 0-0-0 | | 0-0-0 | | CONFERENCE | | 1-2-0 | | 0-3-0 | | 2-7-0 | | | | | | |
| 1-5-0 | | 0-0-0 | | 0-0-0 | | HOME | | 1-2-0 | | 0-0-0 | | 0-3-0 | | | | | | |
| 2-7-0 | | 0-0-0 | | 0-0-0 | | AWAY | | 0-0-0 | | 0-3-0 | | 2-4-0 | | | | | | |
| 0-0-0 | | 0-0-0 | | 0-0-0 | | NEUTRAL | | 0-0-0 | | 0-0-0 | | 0-0-0 | | | | | | |
| RPI | S | Opponent | | Score | | RPI | S | Opponent | | Score | | RPI | S | Opponent | | Score | | |
| 20 | A | Creighton | | 1 | 7 | 41 | A | Alabama | | 1 | 2 | 95 | H | Seattle | | 5 | 7 | |
| 20 | A | Creighton | | 1 | 7 | 41 | A | Alabama | | 1 | 7 | 95 | H | Seattle | | 15 | 2 | |
| 20 | A | Creighton | | 0 | 5 | 41 | A | Alabama | | 2 | 5 | 95 | H | Seattle | | 6 | 12 | |
| | | | | | | | | | | | | 121 | A | Southern California | | 1 | 0 | |
| | | | | | | | | | | | | 121 | A | Southern California | | 5 | 4 | |
| | | | | | | | | | | | | 121 | A | Southern California | | 6 | 7 | |
| | | | | | | | | | | | | 138 | A | Sacramento St. | | 2 | 3 | |
| | | | | | | | | | | | | 138 | A | Sacramento St. | | 3 | 4 | |
| | | | | | | | | | | | | 138 | A | Sacramento St. | | 0 | 1 | |
| | | | | | | | | | | | | 154 | H | Grand Canyon | | 2 | 8 | |
| | | | | | | | | | | | | 154 | H | Grand Canyon | | 2 | 14 | |
| | | | | | | | | | | | | 154 | H | Grand Canyon | | 4 | 9 | |
| | | | | | | | | | | | | 156 | A | Utah Valley | | 13 | 7 | |
| | | | | | | | | | | | | 156 | A | Utah Valley | | 9 | 10 | |
| | | | | | | | | | | | | 156 | A | Utah Valley | | 4 | 3 | |
| | | | | | | | | | | | | 164 | A | Wichita St. | | 3 | 16 | |
| | | | | | | | | | | | | 181 | A | North Dakota St. | | 4 | 15 | |
| | | | | | | | | | | | | 194 | A | Kansas | | 0 | 7 | |
| 209 | A | South Dakota St. | | 3 | 5 | | | | | | | | | | | | | |
| 256 | N | Purdue | | 0 | 5 | | | | | | | | | | | | | |
| 269 | N | Saint Louis | | 7 | 2 | | | | | | | | | | | | | |
| 274 | A | UTRGV | | 1 | 2 | | | | | | | | | | | | | |
| 274 | A | UTRGV | | 2 | 12 | | | | | | | | | | | | | |
| 274 | A | UTRGV | | 4 | 8 | | | | | | | | | | | | | |
| LAST 15 GAMES | | | | | | | | | | | | | | | | | | |
| 154 H Grand Canyon | | | | | | 2 | 14 | 95 H Seattle | | | | | | 15 | 2 | | | |
| 154 H Grand Canyon | | | | | | 2 | 8 | 95 H Seattle | | | | | | 6 | 12 | | | |
| 154 H Grand Canyon | | | | | | 4 | 9 | 95 H Seattle | | | | | | 5 | 7 | | | |
| 274 A UTRGV | | | | | | 4 | 8 | | | | | | | | | | | |
| 274 A UTRGV | | | | | | 2 | 12 | | | | | | | | | | | |

Non-Div. I Games:

North Dakota

| | | | | |
|-----|---|------------------|---|----|
| 274 | A | UTRGV | 1 | 2 |
| 181 | A | North Dakota St. | 4 | 15 |

N
o
r
t
h
D
a
k
o
t
a

N
o
r
t
h
D
a
k
o
t
a

| Average RPI Win: 172 | | WON-LOST RECORD | | WINNING PCT. RANK | | LAST 15 GAMES | | STRENGTH OF SCHEDULE | | OPP. STRENGTH OF SCHEDULE | | TEAM RPI | | ADJ RPI | | CONF. RPI | | ADJ CONF. RPI | | | |
|----------------------|---|-----------------|--|-------------------|--|----------------|---|----------------------|--|---------------------------|---|-----------|---|--------------------|--|-----------|---|---------------|--|------|--|
| DIV. I ONLY | | 11-29-0 | | .275 272 | | 5-10-0 | | 139 | | 170 | | 251 | | .44259 250 | | 10 | | 10 | | | |
| DIV. I NON-CONF. | | 5-14-0 | | .26316 264 | | 0-3-0 | | 205 | | 235 | | 276 | | .42266 276 | | 11 | | 11 | | | |
| TOTALS | | RPI 1-25 | | RPI 26-50 | | W-L RECORDS | | RPI 51-100 | | RPI 101-150 | | RPI 150+ | | | | | | | | | |
| 11-29-0 | | 0-2-0 | | 2-3-0 | | OVERALL | | 0-5-0 | | 3-6-0 | | 6-13-0 | | | | | | | | | |
| 6-10-0 | | 0-0-0 | | 2-2-0 | | HOME | | 0-0-0 | | 2-4-0 | | 2-4-0 | | | | | | | | | |
| 3-15-0 | | 0-2-0 | | 0-0-0 | | AWAY | | 0-4-0 | | 1-2-0 | | 2-7-0 | | | | | | | | | |
| 2-4-0 | | 0-0-0 | | 0-1-0 | | NEUTRAL | | 0-1-0 | | 0-0-0 | | 2-2-0 | | | | | | | | | |
| 5-14-0 | | 0-2-0 | | 0-2-0 | | NON-CONFERENCE | | 0-2-0 | | 0-0-0 | | 5-8-0 | | | | | | | | | |
| 2-5-0 | | 0-0-0 | | 0-1-0 | | HOME | | 0-0-0 | | 0-0-0 | | 2-4-0 | | | | | | | | | |
| 1-5-0 | | 0-2-0 | | 0-0- | | AWAY | | 0-1-0 | | 0-0-0 | | 1-2-0 | | | | | | | | | |
| 2-4-0 | | 0-0-0 | | 0-1-0 | | NEUTRAL | | 0-1-0 | | 0-0-0 | | 2-2-0 | | | | | | | | | |
| 6-15-0 | | 0-0-0 | | 2-1-0 | | CONFERENCE | | 0-3-0 | | 3-6-0 | | 1-5-0 | | | | | | | | | |
| 4-5-0 | | 0-0-0 | | 2-1-0 | | HOME | | 0-0-0 | | 2-4-0 | | 0-0-0 | | | | | | | | | |
| 2-10-0 | | 0-0-0 | | 0-0-0 | | AWAY | | 0-3-0 | | 1-2-0 | | 1-5-0 | | | | | | | | | |
| 0-0-0 | | 0-0-0 | | 0-0-0 | | NEUTRAL | | 0-0-0 | | 0-0-0 | | 0-0-0 | | | | | | | | | |
| RPI | S | Opponent | | Score | | RPI | S | Opponent | | Score | | RPI | S | Opponent | | Score | | | | | |
| 3 | A | South Carolina | | 0 5 | | 29 | N | Virginia | | 0 8 | | 54 | A | Tennessee | | 5 7 | | | | | |
| 11 | A | Coastal Caro. | | 2 17 | | 32 | H | Wake Forest | | 9 15 | | 56 | N | Old Dominion | | 3 12 | | | | | |
| | | | | | | 39 | H | South Ala. | | 4 3 | | 82 | A | Troy | | 2 3 | | | | | |
| | | | | | | 39 | H | South Ala. | | 4 3 | | 82 | A | Troy | | 7 9 | | | | | |
| | | | | | | 39 | H | South Ala. | | 1 8 | | 82 | A | Troy | | 3 4 | | | | | |
| | | | | | | | | | | | | | | 126 H Ga. Southern | | 6 8 | | | | | |
| | | | | | | | | | | | | | | 126 H Ga. Southern | | 1 5 | | | | | |
| | | | | | | | | | | | | | | 126 H Ga. Southern | | 3 13 | | | | | |
| | | | | | | | | | | | | | | 142 A La.-Monroe | | 2 6 | | | | | |
| | | | | | | | | | | | | | | 142 A La.-Monroe | | 5 10 | | | | | |
| | | | | | | | | | | | | | | 142 A La.-Monroe | | 5 4 | | | | | |
| | | | | | | | | | | | | | | 152 A Texas St. | | 0 4 | | | | | |
| | | | | | | | | | | | | | | 152 A Texas St. | | 2 4 | | | | | |
| | | | | | | | | | | | | | | 152 A Texas St. | | 0 16 | | | | | |
| | | | | | | | | | | | | | | 162 N Campbell | | 4 9 | | | | | |
| | | | | | | | | | | | | | | 168 N Stony Brook | | 4 0 | | | | | |
| | | | | | | | | | | | | | | 197 A Elon | | 3 4 | | | | | |
| | | | | | | | | | | | | | | 219 H Quinnipiac | | 2 7 | | | | | |
| | | | | | | | | | | | | | | 219 H Quinnipiac | | 2 3 | | | | | |
| | | | | | | | | | | | | | | 219 H Quinnipiac | | 3 4 | | | | | |
| | | | | | | | | | | | | | | 219 H Quinnipiac | | 10 7 | | | | | |
| | | | | | | | | | | | | | | 235 A Georgia St. | | 6 5 | | | | | |
| | | | | | | | | | | | | | | 235 A Georgia St. | | 0 10 | | | | | |
| | | | | | | | | | | | | | | 235 A Georgia St. | | 4 5 | | | | | |
| | | | | LAST 15 GAMES | | | | | | | | | | 235 A Georgia St. | | 4 5 | | | | | |
| | | | | 235 A Georgia St. | | | | 4 5 | | 54 | A | Tennessee | | 5 7 | | 254 | N | Bowling Green | | 2 6 | |
| | | | | 235 A Georgia St. | | | | 6 5 | | 82 | A | Troy | | 2 3 | | 270 | A | N.C. Central | | 1 4 | |
| | | | | 235 A Georgia St. | | | | 0 10 | | 82 | A | Troy | | 3 4 | | 270 | H | N.C. Central | | 12 1 | |
| | | | | 32 H Wake Forest | | | | 9 15 | | | | | | | | 285 | H | UNC Asheville | | 3 8 | |
| | | | | 39 H South Ala. | | | | 4 3 | | | | | | | | 285 | N | UNC Asheville | | 8 0 | |

Non-Div. I Games:

Appalachian St.

| | | |
|-----------------|---|---|
| 39 H South Ala. | 1 | 8 |
| 39 H South Ala. | 4 | 3 |

| RPI | S | Opponent | Score | |
|-----|---|----------|-------|---|
| 287 | A | N.C. A&T | 7 | 6 |

Appalachian St.

A
P
P
a
l
a
c
h
i
a
n
S
t
.

A
P
P
a
l
a
c
h
i
a
n
S
t
.

| | | | | | | | | | | | | | | |
|------------------|----------|-----------------|-------------------|---------------|----------------------|---------------------------|-------------|---------|-------------|---------------|----------|---------------|-------|----|
| Average RPI Win: | 173 | WON-LOST RECORD | WINNING PCT. RANK | LAST 15 GAMES | STRENGTH OF SCHEDULE | OPP. STRENGTH OF SCHEDULE | TEAM RPI | ADJ RPI | CONF. RPI | ADJ CONF. RPI | | | | |
| DIV. I ONLY | | 10-29-0 | .25641 | 282 | 3-12-0 | 169 | 137 | 248 | .44182 | 251 | 6 | 6 | | |
| DIV. I NON-CONF. | | 8-16-0 | .33333 | 237 | 2-1-0 | 290 | 136 | 275 | .4237 | 275 | 6 | 6 | | |
| <hr/> | | | | | | | | | | | | | | |
| TOTALS | RPI 1-25 | RPI 26-50 | | | W-L RECORDS | | RPI 51-100 | | RPI 101-150 | | RPI 150+ | | | |
| 10-29-0 | 0-6-0 | 0-0-0 | | | OVERALL | | 2-8-0 | | 3-6-0 | | 5-9-0 | | | |
| 2-10-0 | 0-6-0 | 0-0-0 | | | HOME | | 0-3-0 | | 1-0-0 | | 1-1-0 | | | |
| 6-14-0 | 0-0-0 | 0-0-0 | | | AWAY | | 2-4-0 | | 0-4-0 | | 4-6-0 | | | |
| 2-5-0 | 0-0-0 | 0-0-0 | | | NEUTRAL | | 0-1-0 | | 2-2-0 | | 0-2-0 | | | |
| 8-16-0 | 0-0-0 | 0-0-0 | | | NON-CONFERENCE | | 0-1-0 | | 3-6-0 | | 5-9-0 | | | |
| 2-1-0 | 0-0-0 | 0-0-0 | | | HOME | | 0-0-0 | | 1-0-0 | | 1-1-0 | | | |
| 4-10-0 | 0-0-0 | 0-0- | | | AWAY | | 0-0-0 | | 0-4-0 | | 4-6-0 | | | |
| 2-5-0 | 0-0-0 | 0-0-0 | | | NEUTRAL | | 0-1-0 | | 2-2-0 | | 0-2-0 | | | |
| 2-13-0 | 0-6-0 | 0-0-0 | | | CONFERENCE | | 2-7-0 | | 0-0-0 | | 0-0-0 | | | |
| 0-9-0 | 0-6-0 | 0-0-0 | | | HOME | | 0-3-0 | | 0-0-0 | | 0-0-0 | | | |
| 2-4-0 | 0-0-0 | 0-0-0 | | | AWAY | | 2-4-0 | | 0-0-0 | | 0-0-0 | | | |
| 0-0-0 | 0-0-0 | 0-0-0 | | | NEUTRAL | | 0-0-0 | | 0-0-0 | | 0-0-0 | | | |
| RPI | S | Opponent | Score | | RPI | S | Opponent | Score | | RPI | S | Opponent | Score | |
| 23 | H | Michigan | 4 | 10 | | | | | | 123 | A | Cincinnati | 3 | 10 |
| 23 | H | Michigan | 3 | 12 | | | | | | 85 | A | Nebraska | 2 | 3 |
| 23 | H | Minnesota | 0 | 8 | | | | | | 123 | A | Cincinnati | 0 | 1 |
| 23 | H | Minnesota | 5 | 6 | | | | | | 85 | A | Nebraska | 7 | 8 |
| 23 | H | Minnesota | 1 | 10 | | | | | | 140 | N | Nevada | 5 | 1 |
| 23 | H | Michigan | 9 | 11 | | | | | | 93 | H | Penn St. | 4 | 2 |
| | | | | | | | | | | 93 | H | Penn St. | 2 | 11 |
| | | | | | | | | | | 93 | H | Penn St. | 2 | 8 |
| | | | | | | | | | | 100 | A | Ohio St. | 4 | 5 |
| | | | | | | | | | | 100 | A | Ohio St. | 2 | 5 |
| | | | | | | | | | | 100 | A | Ohio St. | 6 | 5 |
| | | | | | | | | | | 179 | A | Pacific | 3 | 7 |
| | | | | | | | | | | 179 | A | Pacific | 14 | 5 |
| | | | | | | | | | | 179 | A | Pacific | 3 | 7 |
| | | | | | | | | | | 179 | A | Pacific | 3 | 1 |
| | | | | | | | | | | 185 | A | San Diego St. | 10 | 15 |
| | | | | | | | | | | 185 | A | San Diego St. | 6 | 11 |
| | | | | | | | | | | 185 | A | San Diego St. | 13 | 7 |
| | | | | | | | | | | 195 | A | Ill.-Chicago | 2 | 11 |
| | | | | | | | | | | 195 | H | Ill.-Chicago | 0 | 7 |
| | | | | | | | | | | 247 | N | Illinois St. | 4 | 10 |
| | | | | | | | | | | 248 | A | Northern Ky. | 1 | 7 |
| | | | | | | | | | | 280 | N | Butler | 9 | 10 |
| | | | | | | | | | | 290 | A | Chicago St. | 12 | 10 |
| | | | | | | | | | | 290 | H | Chicago St. | 11 | 5 |
| LAST 15 GAMES | | | | | | | | | | | | | | |
| | | | | | 23 | H | Minnesota | 0 | 8 | 146 | H | Bradley | 5 | 1 |
| | | | | | 23 | H | Minnesota | 1 | 10 | 85 | A | Nebraska | 11 | 3 |
| | | | | | 23 | H | Minnesota | 5 | 6 | 85 | A | Nebraska | 7 | 8 |
| | | | | | 290 | A | Chicago St. | 12 | 10 | | | | | |
| | | | | | 93 | H | Penn St. | 3 | 11 | | | | | |

Non-Div. I Games: Saint Leo

3 5

Northwestern

| | | |
|---------------|---|---|
| 93 H Penn St. | 2 | 8 |
| 93 H Penn St. | 2 | 4 |

N
o
r
t
h
w
e
s
t
e
r
n

N
o
r
t
h
w
e
s
t
e
r
n

| Average RPI Win: 251 | | WON-LOST | WINNING | LAST 15 | STRENGTH OF | | OPP. STRENGTH | TEAM | ADJ | CONF. | ADJ CONF. | | | |
|------------------------|-------|----------|-----------|----------------|---------------------------|-------|---------------|-------|-------------|--------------------------|-----------------|----------|-------|----|
| Average RPI Loss: 184 | | RECORD | PCT. RANK | GAMES | SCHEDULE | | OF SCHEDULE | RPI | RPI | RPI | RPI | | | |
| DIV. I ONLY | | 19-21-0 | .475 | 166 | 6-9-0 | | 259 | 297 | 252 | .44177 | 252 | | | |
| DIV. I NON-CONF. | | 10-11-0 | .47619 | 165 | 1-2-0 | | 291 | 299 | 263 | .43167 | 263 | | | |
| TOTALS | | RPI 1-25 | RPI 26-50 | | W-L RECORDS | | RPI 51-100 | | RPI 101-150 | | RPI 150+ | | | |
| 19-21-0 | 0-0-0 | 1-3-0 | | OVERALL | | 0-0-0 | | 2-5-0 | | 16-13-0 | | | | |
| 9-10-0 | 0-0-0 | 1-3-0 | | HOME | | 0-0-0 | | 1-3-0 | | 7-4-0 | | | | |
| 9-9-0 | 0-0-0 | 0-0-0 | | AWAY | | 0-0-0 | | 1-2-0 | | 8-7-0 | | | | |
| 1-2-0 | 0-0-0 | 0-0-0 | | NEUTRAL | | 0-0-0 | | 0-0-0 | | 1-2-0 | | | | |
| 10-11-0 | 0-0-0 | 0-0-0 | | NON-CONFERENCE | | 0-0-0 | | 0-0-0 | | 10-11-0 | | | | |
| 4-3-0 | 0-0-0 | 0-0-0 | | HOME | | 0-0-0 | | 0-0-0 | | 4-3-0 | | | | |
| 5-6-0 | 0-0-0 | 0-0- | | AWAY | | 0-0-0 | | 0-0-0 | | 5-6-0 | | | | |
| 1-2-0 | 0-0-0 | 0-0-0 | | NEUTRAL | | 0-0-0 | | 0-0-0 | | 1-2-0 | | | | |
| 9-10-0 | 0-0-0 | 1-3-0 | | CONFERENCE | | 0-0-0 | | 2-5-0 | | 6-2-0 | | | | |
| 5-7-0 | 0-0-0 | 1-3-0 | | HOME | | 0-0-0 | | 1-3-0 | | 3-1-0 | | | | |
| 4-3-0 | 0-0-0 | 0-0-0 | | AWAY | | 0-0-0 | | 1-2-0 | | 3-1-0 | | | | |
| 0-0-0 | 0-0-0 | 0-0-0 | | NEUTRAL | | 0-0-0 | | 0-0-0 | | 0-0-0 | | | | |
| RPI | S | Opponent | Score | | RPI | S | Opponent | Score | | RPI | S | Opponent | Score | |
| | | | 35 | H Bryant | 2 | | 6 | | 130 | A | Sacred Heart | 6 | | 9 |
| | | | 35 | H Bryant | 1 | | 19 | | 130 | A | Sacred Heart | 5 | | 4 |
| | | | 35 | H Bryant | 9 | | 11 | | 130 | A | Sacred Heart | 0 | | 2 |
| | | | 35 | H Bryant | 10 | | 3 | | 130 | H | Sacred Heart | 0 | | 3 |
| | | | | | | | | | 130 | H | Sacred Heart | 7 | | 8 |
| | | | | | | | | | 130 | H | Sacred Heart | 7 | | 5 |
| | | | | | | | | | 130 | H | Sacred Heart | 5 | | 6 |
| | | | | | | | | | 153 | A | Longwood | 3 | | 5 |
| | | | | | | | | | 153 | A | Longwood | 3 | | 4 |
| | | | | | | | | | 153 | A | Longwood | 3 | | 6 |
| | | | | | | | | | 158 | H | St. John's (NY) | 1 | | 16 |
| | | | | | | | | | 230 | H | Hofstra | 1 | | 4 |
| | | | | | | | | | 242 | A | NJIT | 3 | | 14 |
| | | | | | | | | | 243 | H | Siena | 10 | | 6 |
| | | | | | | | | | 261 | A | Lafayette | 7 | | 6 |
| | | | | | | | | | 265 | A | Lehigh | 6 | | 5 |
| | | | | | | | | | 265 | A | Lehigh | 5 | | 4 |
| | | | | | | | | | 265 | H | Lehigh | 7 | | 0 |
| | | | | | | | | | 265 | H | Lehigh | 10 | | 6 |
| | | | | | | | | | 266 | A | NYIT | 0 | | 9 |
| | | | | | | | | | 266 | A | NYIT | 1 | | 0 |
| | | | | | | | | | 266 | H | NYIT | 11 | | 1 |
| | | | | | | | | | 266 | H | NYIT | 3 | | 6 |
| | | | | | | | | | 294 | N | UMES | 1 | | 5 |
| | | | | | | | | | 294 | N | UMES | 4 | | 6 |
| | | | | | | | | | 294 | N | UMES | 7 | | 5 |
| | | | | | | | | | 297 | A | Mt. St. Mary's | 2 | | 5 |
| LAST 15 GAMES | | | | | 297 A Mt. St. Mary's 4 1 | | | | | 266 H NYIT 11 1 | | | | |
| 130 H Sacred Heart 7 5 | | | | | 297 A Mt. St. Mary's 17 2 | | | | | 294 N UMES 1 5 | | | | |
| 130 H Sacred Heart 0 3 | | | | | 299 A Coppin St. 35 24 | | | | | 294 N UMES 4 6 | | | | |
| 130 H Sacred Heart 5 6 | | | | | | | | | | 294 N UMES 7 5 | | | | |
| 130 H Sacred Heart 7 8 | | | | | | | | | | 297 A Mt. St. Mary's 2 5 | | | | |
| 242 A NJIT 3 14 | | | | | | | | | | | | | | |

Non-Div. I Games:

Fairleigh Dickinson

| | | |
|----------------------|---|---|
| 297 A Mt. St. Mary's | 1 | 0 |
| 297 A Mt. St. Mary's | 2 | 5 |

| RPI | S | Opponent | Score | |
|-----|---|----------------|-------|----|
| 297 | A | Mt. St. Mary's | 1 | 0 |
| 297 | A | Mt. St. Mary's | 4 | 1 |
| 297 | A | Mt. St. Mary's | 17 | 2 |
| 297 | H | Mt. St. Mary's | 6 | 13 |
| 297 | H | Mt. St. Mary's | 9 | 4 |
| 297 | H | Mt. St. Mary's | 6 | 0 |
| 297 | H | Mt. St. Mary's | 4 | 3 |
| 299 | A | Coppin St. | 8 | 15 |
| 299 | A | Coppin St. | 35 | 24 |

Fairleigh Dickinson

F
a
i
r
l
e
i
g
h
D
i
c
k
i
n
s
o
n

F
a
i
r
l
e
i
g
h
D
i
c
k
i
n
s
o
n

| Average RPI Win: | | 151 | WON-LOST RECORD | | WINNING PCT. RANK | | LAST 15 GAMES | | STRENGTH OF SCHEDULE | | OPP. STRENGTH OF SCHEDULE | | TEAM RPI | | ADJ RPI | | CONF. RPI | | ADJ CONF. RPI | | | | |
|------------------|---|------------------|-----------------|-----------|-------------------|----------------|---------------|-------------------|----------------------|-------------|---------------------------|----------|----------|-------------------|------------|-------|-----------|-----|---------------|-----------------|--|----|----|
| DIV. I ONLY | | | 9-29-0 | | .23684 287 | | 4-11-0 | | 63 | | 203 | | 253 | | .44163 253 | | 26 | | 26 | | | | |
| DIV. I NON-CONF. | | | 5-19-0 | | .20833 279 | | 0-4-0 | | 43 | | 153 | | 246 | | .44815 246 | | 26 | | 26 | | | | |
| TOTALS | | RPI 1-25 | | RPI 26-50 | | W-L RECORDS | | RPI 51-100 | | RPI 101-150 | | RPI 150+ | | | | | | | | | | | |
| 9-29-0 | | 0-1-0 | | 0-4-0 | | OVERALL | | 0-7-0 | | 4-8-0 | | 5-9-0 | | | | | | | | | | | |
| 7-17-0 | | 0-1-0 | | 0-0-0 | | HOME | | 0-2-0 | | 2-7-0 | | 5-7-0 | | | | | | | | | | | |
| 2-9-0 | | 0-0-0 | | 0-1-0 | | AWAY | | 0-5-0 | | 2-1-0 | | 0-2-0 | | | | | | | | | | | |
| 0-3-0 | | 0-0-0 | | 0-3-0 | | NEUTRAL | | 0-0-0 | | 0-0-0 | | 0-0-0 | | | | | | | | | | | |
| 5-19-0 | | 0-1-0 | | 0-4-0 | | NON-CONFERENCE | | 0-4-0 | | 2-7-0 | | 3-3-0 | | | | | | | | | | | |
| 3-12-0 | | 0-1-0 | | 0-0-0 | | HOME | | 0-2-0 | | 0-6-0 | | 3-3-0 | | | | | | | | | | | |
| 2-4-0 | | 0-0-0 | | 0-0- | | AWAY | | 0-2-0 | | 2-1-0 | | 0-0-0 | | | | | | | | | | | |
| 0-3-0 | | 0-0-0 | | 0-3-0 | | NEUTRAL | | 0-0-0 | | 0-0-0 | | 0-0-0 | | | | | | | | | | | |
| 4-10-0 | | 0-0-0 | | 0-0-0 | | CONFERENCE | | 0-3-0 | | 2-1-0 | | 2-6-0 | | | | | | | | | | | |
| 4-5-0 | | 0-0-0 | | 0-0-0 | | HOME | | 0-0-0 | | 2-1-0 | | 2-4-0 | | | | | | | | | | | |
| 0-5-0 | | 0-0-0 | | 0-0-0 | | AWAY | | 0-3-0 | | 0-0-0 | | 0-2-0 | | | | | | | | | | | |
| 0-0-0 | | 0-0-0 | | 0-0-0 | | NEUTRAL | | 0-0-0 | | 0-0-0 | | 0-0-0 | | | | | | | | | | | |
| RPI | S | Opponent | | Score | | RPI | S | Opponent | | Score | | RPI | S | Opponent | | Score | | | | | | | |
| 9 | H | UC Santa Barbara | | 4 | 10 | 31 | A | Arizona | | 1 | 4 | 59 | H | Cal St. Fullerton | | 3 | 8 | 107 | A | CSUN | | 8 | 5 |
| | | | | | | 34 | N | Northwestern St. | | 7 | 9 | 62 | A | Cal Poly | | 4 | 8 | 107 | A | CSUN | | 5 | 3 |
| | | | | | | 50 | N | St. Mary's (CA) | | 7 | 10 | 80 | A | Fresno St. | | 4 | 6 | 107 | H | CSUN | | 5 | 7 |
| | | | | | | 50 | N | St. Mary's (CA) | | 4 | 10 | 95 | A | Seattle | | 3 | 7 | 108 | H | Oklahoma | | 0 | 13 |
| | | | | | | | | | | | | 95 | A | Seattle | | 4 | 10 | 108 | H | Oklahoma | | 7 | 10 |
| | | | | | | | | | | | | 95 | A | Seattle | | 3 | 6 | 108 | H | Oklahoma | | 3 | 6 |
| | | | | | | | | | | | | 97 | H | Loyola Marymount | | 5 | 17 | 108 | H | Oklahoma | | 4 | 6 |
| | | | | | | | | | | | | | | | | | | 120 | A | UC Irvine | | 6 | 9 |
| | | | | | | | | | | | | | | | | | | 120 | H | UC Irvine | | 6 | 7 |
| | | | | | | | | | | | | | | | | | | 138 | H | Sacramento St. | | 4 | 2 |
| | | | | | | | | | | | | | | | | | | 138 | H | Sacramento St. | | 3 | 6 |
| | | | | | | | | | | | | | | | | | | 138 | H | Sacramento St. | | 4 | 3 |
| | | | | | | | | | | | | | | | | | | 154 | H | Grand Canyon | | 6 | 9 |
| | | | | | | | | | | | | | | | | | | 154 | H | Grand Canyon | | 4 | 9 |
| | | | | | | | | | | | | | | | | | | 154 | H | Grand Canyon | | 3 | 9 |
| | | | | | | | | | | | | | | | | | | 158 | H | St. John's (NY) | | 10 | 4 |
| | | | | | | | | | | | | | | | | | | 158 | H | St. John's (NY) | | 4 | 5 |
| | | | | | | | | | | | | | | | | | | 158 | H | St. John's (NY) | | 4 | 3 |
| | | | | | | | | | | | | | | | | | | 177 | H | New Mexico St. | | 7 | 6 |
| | | | | | | | | | | | | | | | | | | 177 | H | New Mexico St. | | 8 | 2 |
| | | | | | | | | | | | | | | | | | | 177 | H | New Mexico St. | | 4 | 5 |
| | | | | | | | | | | | | | | | | | | 198 | H | UC Riverside | | 8 | 2 |
| | | | | | | | | | | | | | | | | | | 198 | H | UC Riverside | | 3 | 7 |
| | | | | | | | | | | | | | | | | | | 198 | H | UC Riverside | | 4 | 8 |
| | | | | | | | | | | | | | | | | | | 282 | A | Northern Colo. | | 2 | 9 |
| | | | | | | | | | | | | | | | | | | 282 | A | Northern Colo. | | 3 | 6 |
| LAST 15 GAMES | | | | | | | | | | | | | | | | | | | | | | | |
| | | | | | | 177 | H | New Mexico St. | | 8 | 2 | 120 | H | UC Irvine | | 6 | 7 | 198 | H | UC Riverside | | 3 | 7 |
| | | | | | | 177 | H | New Mexico St. | | 4 | 5 | 138 | H | Sacramento St. | | 4 | 2 | 198 | H | UC Riverside | | 4 | 8 |
| | | | | | | 177 | H | New Mexico St. | | 7 | 6 | 138 | H | Sacramento St. | | 3 | 6 | 282 | A | Northern Colo. | | 2 | 9 |
| | | | | | | 97 | H | Loyola Marymount | | 5 | 17 | | | | | | | | | | | | |
| | | | | | | 59 | H | Cal St. Fullerton | | 3 | 8 | | | | | | | | | | | | |

Non-Div. I Games:

CSU Bakersfield

| | | |
|----------------------|---|---|
| 282 A Northern Colo. | 2 | 9 |
| 282 A Northern Colo. | 3 | 6 |

C
S
U
B
a
k
e
r
s
f
i
e
l
d

C
S
U
B
a
k
e
r
s
f
i
e
l
d

| Average RPI Win: | 207 | WON-LOST RECORD | WINNING PCT. RANK | LAST 15 GAMES | STRENGTH OF SCHEDULE | OPP. STRENGTH OF SCHEDULE | TEAM RPI | ADJ RPI | CONF. RPI | ADJ CONF. RPI | | | | |
|------------------|----------|-----------------|-------------------|----------------|----------------------|---------------------------|-----------------|-------------|-----------|------------------|----|-----------------|-------|----|
| DIV. I ONLY | | 15-24-0 | .38462 | 226 | 7-8-0 | 266 | 253 | 254 | .44046 | 254 | 24 | 24 | | |
| DIV. I NON-CONF. | | 8-10-0 | .44444 | 182 | 1-2-0 | 120 | 276 | 145 | .5045 | 145 | 24 | 24 | | |
| <hr/> | | | | | | | | | | | | | | |
| TOTALS | RPI 1-25 | RPI 26-50 | | W-L RECORDS | | RPI 51-100 | | RPI 101-150 | | RPI 150+ | | | | |
| 15-24-0 | 0-1-0 | 0-0-0 | | OVERALL | | 1-4-0 | | 0-3-0 | | 14-16-0 | | | | |
| 4-6-0 | 0-0-0 | 0-0-0 | | HOME | | 0-0-0 | | 0-0-0 | | 4-6-0 | | | | |
| 6-15-0 | 0-1-0 | 0-0-0 | | AWAY | | 1-3-0 | | 0-3-0 | | 5-7-0 | | | | |
| 5-3-0 | 0-0-0 | 0-0-0 | | NEUTRAL | | 0-0-0 | | 0-0-0 | | 5-3-0 | | | | |
| <hr/> | | | | | | | | | | | | | | |
| 8-10-0 | 0-1-0 | 0-0-0 | | NON-CONFERENCE | | 1-4-0 | | 0-0-0 | | 7-5-0 | | | | |
| 0-1-0 | 0-0-0 | 0-0-0 | | HOME | | 0-0-0 | | 0-0-0 | | 0-1-0 | | | | |
| 3-6-0 | 0-1-0 | 0-0- | | AWAY | | 1-4-0 | | 0-0-0 | | 2-1-0 | | | | |
| 5-3-0 | 0-0-0 | 0-0-0 | | NEUTRAL | | 0-0-0 | | 0-0-0 | | 5-3-0 | | | | |
| <hr/> | | | | | | | | | | | | | | |
| 7-14-0 | 0-0-0 | 0-0-0 | | CONFERENCE | | 0-0-0 | | 0-3-0 | | 7-11-0 | | | | |
| 4-5-0 | 0-0-0 | 0-0-0 | | HOME | | 0-0-0 | | 0-0-0 | | 4-5-0 | | | | |
| 3-9-0 | 0-0-0 | 0-0-0 | | AWAY | | 0-0-0 | | 0-3-0 | | 3-6-0 | | | | |
| 0-0-0 | 0-0-0 | 0-0-0 | | NEUTRAL | | 0-0-0 | | 0-0-0 | | 0-0-0 | | | | |
| <hr/> | | | | | | | | | | | | | | |
| RPI | S | Opponent | Score | | RPI | S | Opponent | Score | | RPI | S | Opponent | Score | |
| 23 | A | Michigan | 0 | 5 | | | | | | | | | | |
| | | | | | | | 73 A Wright St. | 7 | 6 | 147 | A | Miami (OH) | 1 | 5 |
| | | | | | | | 95 A Seattle | 3 | 9 | 147 | A | Miami (OH) | 3 | 4 |
| | | | | | | | 95 A Seattle | 0 | 7 | 147 | A | Miami (OH) | 5 | 7 |
| | | | | | | | 95 A Seattle | 0 | 3 | 161 | A | Ball St. | 5 | 1 |
| | | | | | | | 95 A Seattle | 0 | 7 | 161 | A | Ball St. | 8 | 7 |
| | | | | | | | | | | 161 | A | Ball St. | 1 | 3 |
| | | | | | | | | | | 163 | N | Presbyterian | 5 | 6 |
| | | | | | | | | | | 163 | N | Presbyterian | 6 | 1 |
| | | | | | | | | | | 168 | N | Stony Brook | 5 | 4 |
| | | | | | | | | | | 172 | N | Alabama St. | 7 | 4 |
| | | | | | | | | | | 172 | N | Alabama St. | 3 | 11 |
| | | | | | | | | | | 176 | A | Eastern Mich. | 0 | 4 |
| | | | | | | | | | | 176 | A | Eastern Mich. | 4 | 8 |
| | | | | | | | | | | 176 | A | Eastern Mich. | 4 | 5 |
| | | | | | | | | | | 197 | A | Elon | 6 | 2 |
| | | | | | | | | | | 207 | N | Omaha | 1 | 10 |
| | | | | | | | | | | 234 | H | Toledo | 5 | 3 |
| | | | | | | | | | | 234 | H | Toledo | 7 | 3 |
| | | | | | | | | | | 234 | H | Toledo | 2 | 4 |
| | | | | | | | | | | 238 | H | Ohio | 5 | 10 |
| | | | | | | | | | | 238 | H | Ohio | 6 | 2 |
| | | | | | | | | | | 238 | H | Ohio | 5 | 4 |
| | | | | | | | | | | 250 | N | Appalachian St. | 6 | 2 |
| | | | | | | | | | | 255 | A | Western Mich. | 0 | 1 |
| | | | | | | | | | | 255 | A | Western Mich. | 5 | 6 |
| | | | | | | | | | | 255 | H | Western Mich. | 2 | 3 |
| | | | | | | | | | | 255 | H | Western Mich. | 0 | 11 |
| <hr/> | | | | | | | | | | | | | | |
| LAST 15 GAMES | | | | | | | | | | | | | | |
| | | | | | | | 161 A Ball St. | 8 | 7 | 257 H Dayton | 2 | 13 | | |
| | | | | | | | 161 A Ball St. | 1 | 3 | 147 A Miami (OH) | 5 | 7 | | |
| | | | | | | | 161 A Ball St. | 5 | 1 | 147 A Miami (OH) | 3 | 4 | | |
| | | | | | | | 73 A Wright St. | 7 | 6 | | | | | |
| | | | | | | | 238 H Ohio | 5 | 10 | | | | | |

Non-Div. I Games: Findlay 5 4

Bowling Green

| | | | | |
|-----|---|------|---|---|
| 238 | H | Ohio | 6 | 2 |
| 238 | H | Ohio | 5 | 4 |

| RPI | S | Opponent | Score | |
|-----|---|---------------|-------|----|
| 257 | H | Dayton | 2 | 13 |
| 263 | A | Central Mich. | 4 | 0 |
| 263 | H | Central Mich. | 5 | 10 |
| 272 | A | ETSU | 1 | 12 |
| 272 | A | ETSU | 7 | 1 |
| 288 | N | Savannah St. | 10 | 1 |

Bowling Green

B
o
w
l
i
n
g
G
r
e
e
n

B
o
w
l
i
n
g
G
r
e
e
n

| Average RPI Win: | 207 | WON-LOST | WINNING | LAST 15 | STRENGTH OF | OPP. STRENGTH | TEAM | ADJ | CONF. | ADJ CONF. | |
|-------------------|----------|--------------|-----------|----------------|-------------|---------------|-------|-------------|-------|--------------|-------|
| Average RPI Loss: | 169 | RECORD | PCT. RANK | GAMES | SCHEDULE | OF SCHEDULE | RPI | RPI | RPI | RPI | |
| DIV. I ONLY | 11-25-0 | .30556 | 266 | 4-11-0 | 194 | 270 | 255 | .44038 | 255 | 24 | 24 |
| DIV. I NON-CONF. | 3-17-0 | .15 | 290 | 0-3-0 | 213 | 263 | 287 | .40325 | 287 | 24 | 24 |
| <hr/> | | | | | | | | | | | |
| TOTALS | RPI 1-25 | RPI 26-50 | | W-L RECORDS | | RPI 51-100 | | RPI 101-150 | | RPI 150+ | |
| 11-25-0 | 0-1-0 | 0-0-0 | | OVERALL | | 1-4-0 | | 1-3-0 | | 9-17-0 | |
| 5-4-0 | 0-0-0 | 0-0-0 | | HOME | | 0-1-0 | | 0-0-0 | | 5-3-0 | |
| 4-17-0 | 0-1-0 | 0-0-0 | | AWAY | | 1-3-0 | | 0-1-0 | | 3-12-0 | |
| 2-4-0 | 0-0-0 | 0-0-0 | | NEUTRAL | | 0-0-0 | | 1-2-0 | | 1-2-0 | |
| <hr/> | | | | | | | | | | | |
| 3-17-0 | 0-1-0 | 0-0-0 | | NON-CONFERENCE | | 0-2-0 | | 1-3-0 | | 2-11-0 | |
| 0-1-0 | 0-0-0 | 0-0-0 | | HOME | | 0-1-0 | | 0-0-0 | | 0-0-0 | |
| 1-12-0 | 0-1-0 | 0-0- | | AWAY | | 0-1-0 | | 0-1-0 | | 1-9-0 | |
| 2-4-0 | 0-0-0 | 0-0-0 | | NEUTRAL | | 0-0-0 | | 1-2-0 | | 1-2-0 | |
| <hr/> | | | | | | | | | | | |
| 8-8-0 | 0-0-0 | 0-0-0 | | CONFERENCE | | 1-2-0 | | 0-0-0 | | 7-6-0 | |
| 5-3-0 | 0-0-0 | 0-0-0 | | HOME | | 0-0-0 | | 0-0-0 | | 5-3-0 | |
| 3-5-0 | 0-0-0 | 0-0-0 | | AWAY | | 1-2-0 | | 0-0-0 | | 2-3-0 | |
| 0-0-0 | 0-0-0 | 0-0-0 | | NEUTRAL | | 0-0-0 | | 0-0-0 | | 0-0-0 | |
| <hr/> | | | | | | | | | | | |
| RPI | S | Opponent | Score | RPI | S | Opponent | Score | RPI | S | Opponent | Score |
| 22 | A | Georgia Tech | 0 13 | | | | | 72 | A | Michigan St. | 5 6 |
| | | | | | | | | 77 | H | Valparaiso | 4 8 |
| | | | | | | | | 84 | A | Kent St. | 7 9 |
| | | | | | | | | 84 | A | Kent St. | 5 4 |
| | | | | | | | | 84 | A | Kent St. | 2 13 |
| | | | | | | | | | | | |
| | | | | | | | | | | | |
| | | | | | | | | | | | |
| | | | | | | | | | | | |
| | | | | | | | | | | | |
| | | | | | | | | | | | |
| | | | | | | | | | | | |
| | | | | | | | | | | | |
| | | | | | | | | | | | |
| | | | | | | | | | | | |
| | | | | | | | | | | | |
| | | | | | | | | | | | |
| | | | | | | | | | | | |
| | | | | | | | | | | | |
| | | | | | | | | | | | |
| | | | | | | | | | | | |
| | | | | | | | | | | | |
| | | | | | | | | | | | |
| | | | | | | | | | | | |
| | | | | | | | | | | | |
| | | | | | | | | | | | |
| | | | | | | | | | | | |
| | | | | | | | | | | | |
| | | | | | | | | | | | |
| | | | | | | | | | | | |
| | | | | | | | | | | | |
| | | | | | | | | | | | |
| | | | | | | | | | | | |
| | | | | | | | | | | | |
| | | | | | | | | | | | |
| | | | | | | | | | | | |
| | | | | | | | | | | | |
| | | | | | | | | | | | |
| | | | | | | | | | | | |
| | | | | | | | | | | | |
| | | | | | | | | | | | |
| | | | | | | | | | | | |
| | | | | | | | | | | | |
| | | | | | | | | | | | |
| | | | | | | | | | | | |
| | | | | | | | | | | | |
| | | | | | | | | | | | |
| | | | | | | | | | | | |
| | | | | | | | | | | | |
| | | | | | | | | | | | |
| | | | | | | | | | | | |
| | | | | | | | | | | | |
| | | | | | | | | | | | |
| | | | | | | | | | | | |
| | | | | | | | | | | | |
| | | | | | | | | | | | |
| | | | | | | | | | | | |
| | | | | | | | | | | | |
| | | | | | | | | | | | |
| | | | | | | | | | | | |
| | | | | | | | | | | | |
| | | | | | | | | | | | |
| | | | | | | | | | | | |
| | | | | | | | | | | | |
| | | | | | | | | | | | |
| | | | | | | | | | | | |
| | | | | | | | | | | | |
| | | | | | | | | | | | |
| | | | | | | | | | | | |
| | | | | | | | | | | | |
| | | | | | | | | | | | |
| | | | | | | | | | | | |
| | | | | | | | | | | | |
| | | | | | | | | | | | |
| | | | | | | | | | | | |
| | | | | | | | | | | | |
| | | | | | | | | | | | |
| | | | | | | | | | | | |
| | | | | | | | | | | | |
| | | | | | | | | | | | |
| | | | | | | | | | | </ | |

Non-Div. I Games:

Western Mich.

Western Mich.

| | | |
|---------------------|---|----|
| 225 H Northern Ill. | 3 | 17 |
| 225 H Northern Ill. | 2 | 5 |

Through Games Of April 24, 2016

| RPI | S | Opponent | Score | |
|-----|---|-------------|-------|---|
| 280 | A | Butler | 3 | 7 |
| 280 | A | Butler | 2 | 0 |
| 290 | A | Chicago St. | 3 | 6 |

Western Mich.

W
e
s
t
e
r
n
M
i
c
h
.

W
e
s
t
e
r
n
M
i
c
h
.

| Average RPI Win: 183 | | WON-LOST RECORD | | WINNING PCT. RANK | | LAST 15 GAMES | | STRENGTH OF SCHEDULE | | OPP. STRENGTH OF SCHEDULE | | TEAM RPI | | ADJ RPI | | CONF. RPI | | ADJ CONF. RPI | | | | | |
|----------------------|---|-----------------|--|-------------------|---|----------------|----|----------------------|--|---------------------------|----|----------|---|--------------|----|-----------|----|---------------|---|---------------|--|-------|----|
| DIV. I ONLY | | 7-30-0 | | .18919 297 | | 3-12-0 | | 101 | | 186 | | 256 | | .4395 256 | | 6 6 | | | | | | | |
| DIV. I NON-CONF. | | 5-17-0 | | .22727 275 | | 1-3-0 | | 207 | | 225 | | 272 | | .42641 272 | | 6 6 | | | | | | | |
| TOTALS | | RPI 1-25 | | RPI 26-50 | | W-L RECORDS | | RPI 51-100 | | RPI 101-150 | | RPI 150+ | | | | | | | | | | | |
| 7-30-0 | | 0-2-0 | | 0-3-0 | | OVERALL | | 2-12-0 | | 0-3-0 | | 5-10-0 | | | | | | | | | | | |
| 2-8-0 | | 0-1-0 | | 0-0-0 | | HOME | | 1-6-0 | | 0-0-0 | | 1-1-0 | | | | | | | | | | | |
| 3-19-0 | | 0-1-0 | | 0-3-0 | | AWAY | | 1-6-0 | | 0-3-0 | | 2-6-0 | | | | | | | | | | | |
| 2-3-0 | | 0-0-0 | | 0-0-0 | | NEUTRAL | | 0-0-0 | | 0-0-0 | | 2-3-0 | | | | | | | | | | | |
| 5-17-0 | | 0-2-0 | | 0-3-0 | | NON-CONFERENCE | | 0-2-0 | | 0-0-0 | | 5-10-0 | | | | | | | | | | | |
| 1-3-0 | | 0-1-0 | | 0-0-0 | | HOME | | 0-1-0 | | 0-0-0 | | 1-1-0 | | | | | | | | | | | |
| 2-11-0 | | 0-1-0 | | 0-0- | | AWAY | | 0-1-0 | | 0-0-0 | | 2-6-0 | | | | | | | | | | | |
| 2-3-0 | | 0-0-0 | | 0-0-0 | | NEUTRAL | | 0-0-0 | | 0-0-0 | | 2-3-0 | | | | | | | | | | | |
| 2-13-0 | | 0-0-0 | | 0-0-0 | | CONFERENCE | | 2-10-0 | | 0-3-0 | | 0-0-0 | | | | | | | | | | | |
| 1-5-0 | | 0-0-0 | | 0-0-0 | | HOME | | 1-5-0 | | 0-0-0 | | 0-0-0 | | | | | | | | | | | |
| 1-8-0 | | 0-0-0 | | 0-0-0 | | AWAY | | 1-5-0 | | 0-3-0 | | 0-0-0 | | | | | | | | | | | |
| 0-0-0 | | 0-0-0 | | 0-0-0 | | NEUTRAL | | 0-0-0 | | 0-0-0 | | 0-0-0 | | | | | | | | | | | |
| RPI | S | Opponent | | Score | | RPI | S | Opponent | | Score | | RPI | S | Opponent | | Score | | RPI | S | Opponent | | Score | |
| 2 | H | Louisville | | 4 | 9 | 44 | A | California | | 0 | 10 | 57 | A | Maryland | | 3 | 11 | 117 | A | Indiana | | 6 | 7 |
| 22 | A | Georgia Tech | | 2 | 5 | 44 | A | California | | 5 | 15 | 57 | A | Maryland | | 0 | 6 | 117 | A | Indiana | | 2 | 3 |
| | | | | | | 44 | A | California | | 0 | 4 | 57 | A | Maryland | | 7 | 1 | 117 | A | Indiana | | 9 | 10 |
| | | | | | | | | | | | | 72 | H | Michigan St. | | 0 | 11 | 161 | A | Ball St. | | 8 | 9 |
| | | | | | | | | | | | | 72 | H | Michigan St. | | 5 | 2 | 161 | H | Ball St. | | 9 | 2 |
| | | | | | | | | | | | | 72 | H | Michigan St. | | 3 | 5 | 176 | H | Eastern Mich. | | 5 | 6 |
| | | | | | | | | | | | | 85 | H | Nebraska | | 5 | 9 | 184 | A | Kennesaw St. | | 2 | 5 |
| | | | | | | | | | | | | 85 | H | Nebraska | | 8 | 9 | 194 | A | Kansas | | 1 | 8 |
| | | | | | | | | | | | | 85 | H | Nebraska | | 6 | 11 | 235 | A | Georgia St. | | 5 | 3 |
| | | | | | | | | | | | | 93 | A | Penn St. | | 6 | 7 | 238 | N | Ohio | | 5 | 4 |
| | | | | | | | | | | | | 93 | A | Penn St. | | 1 | 3 | 238 | N | Ohio | | 4 | 6 |
| | | | | | | | | | | | | 93 | A | Penn St. | | 2 | 7 | 238 | N | Ohio | | 2 | 9 |
| | | | | | | | | | | | | 98 | A | Indiana St. | | 1 | 4 | 249 | N | North Dakota | | 5 | 0 |
| | | | | | | | | | | | | 98 | H | Indiana St. | | 4 | 22 | 269 | N | Saint Louis | | 2 | 3 |
| | | | | | | | | | | | | | | | | | | 272 | A | ETSU | | 2 | 4 |
| | | | | | | | | | | | | | | | | | | 272 | A | ETSU | | 8 | 9 |
| | | | | | | | | | | | | | | | | | | 272 | A | ETSU | | 19 | 6 |
| | | | | | | | | | | | | | | | | | | 272 | A | ETSU | | 2 | 8 |
| LAST 15 GAMES | | | | | | | | | | | | | | | | | | | | | | | |
| 57 A Maryland | | | | | | 3 | 11 | 72 H Michigan St. | | | | | | 0 | 11 | | | | | | | | |
| 57 A Maryland | | | | | | 0 | 6 | 176 H Eastern Mich. | | | | | | 5 | 6 | | | | | | | | |
| 57 A Maryland | | | | | | 7 | 1 | 117 A Indiana | | | | | | 6 | 7 | | | | | | | | |
| 98 H Indiana St. | | | | | | 4 | 22 | | | | | | | | | | | | | | | | |
| 161 H Ball St. | | | | | | 9 | 2 | | | | | | | | | | | | | | | | |

Non-Div. I Games:

Purdue

| | | |
|-------------------|---|---|
| 72 H Michigan St. | 5 | 2 |
| 72 H Michigan St. | 3 | 5 |

P
u
r
d
u
e

P
u
r
d
u
e

Dayton

| Average RPI Win: 201 | | WON-LOST | WINNING | LAST 15 | STRENGTH OF | | OPP. STRENGTH | TEAM | ADJ | | CONF. | ADJ CONF. | |
|-----------------------|----------|----------|-----------|-------------------|-------------|-------|-----------------|-------|-------------|-------------------|----------|-----------|----|
| Average RPI Loss: 173 | | RECORD | PCT. RANK | GAMES | SCHEDULE | | OF SCHEDULE | RPI | RPI | | RPI | RPI | |
| DIV. I ONLY | | 14-27-0 | .34146 | 250 | 7-8-0 | | 216 | 257 | 258 | .43773 | 257 | 23 | 23 |
| DIV. I NON-CONF. | | 9-17-0 | .34615 | 231 | 3-2-0 | | 216 | 215 | 240 | .45006 | 239 | 27 | 27 |
| TOTALS | | RPI 1-25 | RPI 26-50 | | W-L RECORDS | | RPI 51-100 | | RPI 101-150 | | RPI 150+ | | |
| 14-27-0 | 0-0-0 | 0-1-0 | | OVERALL | | 2-5-0 | | 2-2-0 | | 10-19-0 | | | |
| 7-11-0 | 0-0-0 | 0-0-0 | | HOME | | 0-1-0 | | 2-1-0 | | 5-9-0 | | | |
| 7-14-0 | 0-0-0 | 0-0-0 | | AWAY | | 2-4-0 | | 0-1-0 | | 5-9-0 | | | |
| 0-2-0 | 0-0-0 | 0-1-0 | | NEUTRAL | | 0-0-0 | | 0-0-0 | | 0-1-0 | | | |
| 9-17-0 | 0-0-0 | 0-1-0 | | NON-CONFERENCE | | 1-3-0 | | 2-2-0 | | 6-11-0 | | | |
| 5-4-0 | 0-0-0 | 0-0-0 | | HOME | | 0-1-0 | | 2-1-0 | | 3-2-0 | | | |
| 4-11-0 | 0-0-0 | 0-0- | | AWAY | | 1-2-0 | | 0-1-0 | | 3-8-0 | | | |
| 0-2-0 | 0-0-0 | 0-1-0 | | NEUTRAL | | 0-0-0 | | 0-0-0 | | 0-1-0 | | | |
| 5-10-0 | 0-0-0 | 0-0-0 | | CONFERENCE | | 1-2-0 | | 0-0-0 | | 4-8-0 | | | |
| 2-7-0 | 0-0-0 | 0-0-0 | | HOME | | 0-0-0 | | 0-0-0 | | 2-7-0 | | | |
| 3-3-0 | 0-0-0 | 0-0-0 | | AWAY | | 1-2-0 | | 0-0-0 | | 2-1-0 | | | |
| 0-0-0 | 0-0-0 | 0-0-0 | | NEUTRAL | | 0-0-0 | | 0-0-0 | | 0-0-0 | | | |
| RPI S | Opponent | Score | RPI S | Opponent | Score | RPI S | Opponent | Score | RPI S | Opponent | Score | | |
| | | | 36 N | Kentucky | 2 15 | 58 A | High Point | 9 10 | 135 H | Oakland | 4 6 | | |
| | | | | | | 58 A | High Point | 0 3 | 135 H | Oakland | 3 0 | | |
| | | | | | | 58 A | High Point | 5 1 | 147 A | Miami (OH) | 3 7 | | |
| | | | | | | 73 H | Wright St. | 0 1 | 147 H | Miami (OH) | 11 8 | | |
| | | | | | | 88 A | VCU | 2 9 | 155 A | Furman | 3 9 | | |
| | | | | | | 88 A | VCU | 8 3 | 155 A | Furman | 2 5 | | |
| | | | | | | 88 A | VCU | 3 5 | 155 A | Furman | 1 8 | | |
| | | | | | | | | | 161 A | Ball St. | 3 1 | | |
| | | | | | | | | | 161 A | Ball St. | 0 10 | | |
| | | | | | | | | | 161 A | Ball St. | 3 9 | | |
| | | | | | | | | | 161 A | Ball St. | 1 6 | | |
| | | | | | | | | | 168 N | Stony Brook | 6 11 | | |
| | | | | | | | | | 176 H | Eastern Mich. | 6 7 | | |
| | | | | | | | | | 210 H | George Washington | 2 6 | | |
| | | | | | | | | | 210 H | George Washington | 2 4 | | |
| | | | | | | | | | 210 H | George Washington | 2 1 | | |
| | | | | | | | | | 216 H | Eastern Ky. | 5 2 | | |
| | | | | | | | | | 232 H | St. Bonaventure | 3 4 | | |
| | | | | | | | | | 232 H | St. Bonaventure | 3 6 | | |
| | | | | | | | | | 232 H | St. Bonaventure | 13 12 | | |
| | | | | | | | | | 234 A | Toledo | 12 10 | | |
| | | | | | | | | | 234 H | Toledo | 14 6 | | |
| | | | | | | | | | 236 A | USC Upstate | 4 6 | | |
| | | | | | | | | | 238 H | Ohio | 3 4 | | |
| | | | | | | | | | 248 A | Northern Ky. | 3 4 | | |
| | | | | | | | | | 254 A | Bowling Green | 13 2 | | |
| | | | | | | | | | 269 H | Saint Louis | 1 5 | | |
| LAST 15 GAMES | | | 210 H | George Washington | 2 6 | 232 H | St. Bonaventure | 3 4 | 236 A | USC Upstate | 4 6 | | |
| | | | 210 H | George Washington | 2 1 | 254 A | Bowling Green | 13 2 | 238 H | Ohio | 3 4 | | |
| | | | 210 H | George Washington | 2 4 | 238 H | Ohio | 3 4 | 248 A | Northern Ky. | 3 4 | | |
| | | | 248 A | Northern Ky. | 3 4 | | | | 254 A | Bowling Green | 13 2 | | |
| | | | 234 A | Toledo | 12 10 | | | | 269 H | Saint Louis | 1 5 | | |

Non-Div. I Games:

Dayton

| | | | | |
|-----|---|-----------------|----|----|
| 232 | H | St. Bonaventure | 13 | 12 |
| 232 | H | St. Bonaventure | 3 | 6 |

| RPI | S | Opponent | Score | |
|-----|---|--------------|-------|---|
| 269 | H | Saint Louis | 2 | 7 |
| 269 | H | Saint Louis | 3 | 5 |
| 280 | H | Butler | 3 | 0 |
| 283 | A | George Mason | 9 | 2 |
| 283 | A | George Mason | 2 | 8 |
| 283 | A | George Mason | 9 | 6 |

[illegible]

Non-Div. I Games:

Buffalo

| | | |
|------------------|---|---|
| 147 H Miami (OH) | 0 | 3 |
| 147 H Miami (OH) | 0 | 6 |

| RPI | S | Opponent | Score | |
|-----|---|----------------|-------|---|
| 273 | A | UT Martin | 5 | 3 |
| 273 | A | UT Martin | 15 | 8 |
| 273 | A | UT Martin | 8 | 5 |
| 297 | A | Mt. St. Mary's | 2 | 0 |
| 297 | A | Mt. St. Mary's | 15 | 0 |

Buffalo

B
u
f
f
a
l
o

B
u
f
f
a
l
o

| Average RPI Win: 194 | | WON-LOST | WINNING | LAST 15 | STRENGTH OF | | OPP. STRENGTH | TEAM | ADJ | CONF. | ADJ CONF. |
|-----------------------|----------|----------|-----------|------------------|-------------|-------|---------------|-------------|-------------|------------------|--------------|
| Average RPI Loss: 162 | | RECORD | PCT. RANK | GAMES | SCHEDULE | | OF SCHEDULE | RPI | RPI | RPI | RPI |
| DIV. I ONLY | | 10-24-0 | .29412 | 269 | 4-9-0 | | 162 | 268 | 257 | .43709 | 259 |
| DIV. I NON-CONF. | | 2-14-0 | .125 | 293 | 0-1-0 | | 136 | 272 | 283 | .41182 | 284 |
| TOTALS | | RPI 1-25 | RPI 26-50 | | W-L RECORDS | | RPI 51-100 | | RPI 101-150 | | RPI 150+ |
| 10-24-0 | 0-0-0 | 0-0-0 | | OVERALL | | 1-7-0 | | 0-4-0 | | 9-13-0 | |
| 5-7-0 | 0-0-0 | 0-0-0 | | HOME | | 1-2-0 | | 0-0-0 | | 4-5-0 | |
| 3-15-0 | 0-0-0 | 0-0-0 | | AWAY | | 0-5-0 | | 0-4-0 | | 3-6-0 | |
| 2-2-0 | 0-0-0 | 0-0-0 | | NEUTRAL | | 0-0-0 | | 0-0-0 | | 2-2-0 | |
| 2-14-0 | 0-0-0 | 0-0-0 | | NON-CONFERENCE | | 0-5-0 | | 0-4-0 | | 2-5-0 | |
| 0-0-0 | 0-0-0 | 0-0-0 | | HOME | | 0-0-0 | | 0-0-0 | | 0-0-0 | |
| 0-12-0 | 0-0-0 | 0-0- | | AWAY | | 0-5-0 | | 0-4-0 | | 0-3-0 | |
| 2-2-0 | 0-0-0 | 0-0-0 | | NEUTRAL | | 0-0-0 | | 0-0-0 | | 2-2-0 | |
| 8-10-0 | 0-0-0 | 0-0-0 | | CONFERENCE | | 1-2-0 | | 0-0-0 | | 7-8-0 | |
| 5-7-0 | 0-0-0 | 0-0-0 | | HOME | | 1-2-0 | | 0-0-0 | | 4-5-0 | |
| 3-3-0 | 0-0-0 | 0-0-0 | | AWAY | | 0-0-0 | | 0-0-0 | | 3-3-0 | |
| 0-0-0 | 0-0-0 | 0-0-0 | | NEUTRAL | | 0-0-0 | | 0-0-0 | | 0-0-0 | |
| RPI S | Opponent | Score | RPI S | Opponent | Score | RPI S | Opponent | Score | RPI S | Opponent | Score |
| | | | | | | 70 H | Oral Roberts | 1 11 | 128 A | Southern Ill. | 1 4 |
| | | | | | | 70 H | Oral Roberts | 9 4 | 128 A | Southern Ill. | 0 9 |
| | | | | | | 70 H | Oral Roberts | 0 6 | 128 A | Southern Ill. | 0 9 |
| | | | | | | 89 A | Missouri St. | 4 13 | 146 A | Bradley | 3 6 |
| | | | | | | 89 A | Missouri St. | 3 15 | 181 A | North Dakota St. | 12 8 |
| | | | | | | 92 A | Arkansas | 3 9 | 181 A | North Dakota St. | 3 12 |
| | | | | | | 92 A | Arkansas | 2 3 | 181 A | North Dakota St. | 0 3 |
| | | | | | | 92 A | Arkansas | 0 3 | 181 H | North Dakota St. | 9 4 |
| | | | | | | | | | 181 H | North Dakota St. | 7 6 |
| | | | | | | | | | 181 H | North Dakota St. | 1 3 |
| | | | | | | | | | 207 A | Omaha | 1 6 |
| | | | | | | | | | 207 A | Omaha | 10 2 |
| | | | | | | | | | 207 A | Omaha | 3 2 |
| | | | | | | | | | 209 H | South Dakota St. | 3 2 |
| | | | | | | | | | 209 H | South Dakota St. | 3 11 |
| | | | | | | | | | 209 H | South Dakota St. | 2 0 |
| | | | | | | | | | 211 A | Tennessee Tech | 5 6 |
| | | | | | | | | | 211 A | Tennessee Tech | 12 13 |
| | | | | | | | | | 211 A | Tennessee Tech | 3 6 |
| | | | | | | | | | 228 H | IPFW | 1 9 |
| | | | | | | | | | 228 H | IPFW | 5 11 |
| | | | | | | | | | 228 H | IPFW | 1 8 |
| | | | | | | | | | 248 N | Northern Ky. | 4 7 |
| | | | | | | | | | 248 N | Northern Ky. | 8 6 |
| | | | | | | | | | 248 N | Northern Ky. | 4 5 |
| | | | | | | | | | 248 N | Northern Ky. | 16 11 |
| LAST 15 GAMES | | | | | | 70 H | Oral Roberts | 0 6 | | | |
| | | | 181 A | North Dakota St. | 0 3 | 70 H | Oral Roberts | 9 4 | | | |
| | | | 181 A | North Dakota St. | 12 8 | 146 A | Bradley | 3 6 | | | |
| | | | 181 A | North Dakota St. | 3 12 | | | | | | |
| | | | 228 H | IPFW | 1 8 | | | | | | |
| | | | 228 H | IPFW | 5 11 | | | | | | |

Non-Div. I Games: Ill.-Springfield 5 **13** St. Ambrose 9 1

Western Ill.

| | | |
|-------------------|---|----|
| 228 H IPFW | 1 | 9 |
| 70 H Oral Roberts | 1 | 11 |

W
e
s
t
e
r
n
I
l
l
.

W
e
s
t
e
r
n
I
l
l
.

| Average RPI Win: 220 | | WON-LOST RECORD | WINNING PCT. RANK | | LAST 15 GAMES | STRENGTH OF SCHEDULE | OPP. STRENGTH OF SCHEDULE | TEAM RPI | ADJ RPI | | CONF. RPI | ADJ CONF. RPI | | | |
|-----------------------|---|--------------------|----------------------|---------------|------------------|-------------------------|------------------------------|-------------|------------|--------------|--------------|------------------|---|--------------|-------|
| Average RPI Loss: 154 | | | | | | | | | | | | | | | |
| DIV. I ONLY | | 12-22-0 | .35294 | 244 | 5-10-0 | 252 | 221 | 260 | .43699 | 260 | 25 | 25 | | | |
| DIV. I NON-CONF. | | 6-12-0 | .33333 | 237 | 0-2-0 | 206 | 164 | 225 | .46096 | 225 | 23 | 23 | | | |
| <hr/> | | | | | | | | | | | | | | | |
| TOTALS | | RPI 1-25 | | RPI 26-50 | | W-L RECORDS | | RPI 51-100 | | RPI 101-150 | | RPI 150+ | | | |
| 12-22-0 | | 0-0-0 | | 0-2-0 | | OVERALL | | 0-6-0 | | 1-3-0 | | 11-11-0 | | | |
| 5-7-0 | | 0-0-0 | | 0-0-0 | | HOME | | 0-2-0 | | 0-1-0 | | 5-4-0 | | | |
| 6-13-0 | | 0-0-0 | | 0-0-0 | | AWAY | | 0-4-0 | | 1-2-0 | | 5-7-0 | | | |
| 1-2-0 | | 0-0-0 | | 0-2-0 | | NEUTRAL | | 0-0-0 | | 0-0-0 | | 1-0-0 | | | |
| 6-12-0 | | 0-0-0 | | 0-2-0 | | NON-CONFERENCE | | 0-4-0 | | 1-3-0 | | 5-3-0 | | | |
| 1-3-0 | | 0-0-0 | | 0-0-0 | | HOME | | 0-0-0 | | 0-1-0 | | 1-2-0 | | | |
| 4-7-0 | | 0-0-0 | | 0-0- | | AWAY | | 0-4-0 | | 1-2-0 | | 3-1-0 | | | |
| 1-2-0 | | 0-0-0 | | 0-2-0 | | NEUTRAL | | 0-0-0 | | 0-0-0 | | 1-0-0 | | | |
| 6-10-0 | | 0-0-0 | | 0-0-0 | | CONFERENCE | | 0-2-0 | | 0-0-0 | | 6-8-0 | | | |
| 4-4-0 | | 0-0-0 | | 0-0-0 | | HOME | | 0-2-0 | | 0-0-0 | | 4-2-0 | | | |
| 2-6-0 | | 0-0-0 | | 0-0-0 | | AWAY | | 0-0-0 | | 0-0-0 | | 2-6-0 | | | |
| 0-0-0 | | 0-0-0 | | 0-0-0 | | NEUTRAL | | 0-0-0 | | 0-0-0 | | 0-0-0 | | | |
| RPI | S | Opponent | Score | RPI | S | Opponent | Score | RPI | S | Opponent | Score | RPI | S | Opponent | Score |
| | | | | 41 | N | Alabama | 0 2 | 96 | H | Princeton | 7 25 | 125 | H | Rhode Island | 6 10 |
| | | | | 45 | N | Notre Dame | 6 7 | 96 | H | Princeton | 9 11 | 132 | A | UCF | 0 2 |
| | | | | | | | | 99 | A | Marshall | 0 14 | 132 | A | UCF | 4 6 |
| | | | | | | | | 99 | A | Marshall | 0 2 | 132 | A | UCF | 15 5 |
| | | | | | | | | 99 | A | Marshall | 2 3 | 175 | A | Holy Cross | 11 12 |
| | | | | | | | | 99 | A | Marshall | 2 7 | 175 | A | Holy Cross | 3 0 |
| | | | | | | | | | | | | 175 | H | Holy Cross | 2 1 |
| | | | | | | | | | | | | 175 | H | Holy Cross | 0 9 |
| | | | | | | | | | | | | 189 | H | UMass Lowell | 8 9 |
| | | | | | | | | | | | | 208 | A | Columbia | 2 10 |
| | | | | | | | | | | | | 208 | A | Columbia | 3 7 |
| | | | | | | | | | | | | 223 | A | Penn | 8 5 |
| | | | | | | | | | | | | 223 | A | Penn | 1 3 |
| | | | | | | | | | | | | 226 | A | Harvard | 0 6 |
| | | | | | | | | | | | | 226 | A | Harvard | 6 0 |
| | | | | | | | | | | | | 226 | A | Harvard | 1 2 |
| | | | | | | | | | | | | 226 | A | Harvard | 3 4 |
| | | | | | | | | | | | | 229 | H | Dartmouth | 3 4 |
| | | | | | | | | | | | | 229 | H | Dartmouth | 4 2 |
| | | | | | | | | | | | | 229 | H | Dartmouth | 2 0 |
| | | | | | | | | | | | | 229 | H | Dartmouth | 0 15 |
| | | | | LAST 15 GAMES | | | | | | | | 241 | H | Cornell | 7 6 |
| | | | | 226 | A | Harvard | 0 6 | 229 | H | Dartmouth | 3 4 | 241 | H | Cornell | 4 2 |
| | | | | 226 | A | Harvard | 6 0 | 229 | H | Dartmouth | 4 2 | 243 | A | Siena | 10 2 |
| | | | | 226 | A | Harvard | 3 4 | 125 | H | Rhode Island | 6 10 | 243 | A | Siena | 7 5 |
| | | | | 226 | A | Harvard | 1 2 | | | | | 277 | N | Bucknell | 2 0 |
| | | | | 189 | H | UMass Lowell | 8 9 | | | | | | | | |

Non-Div. I Games:

Brown

| | | |
|-----------------|---|----|
| 229 H Dartmouth | 2 | 0 |
| 229 H Dartmouth | 0 | 15 |

B
r
o
w
n

B
r
o
w
n

| Average RPI Win: | 214 | WON-LOST RECORD | WINNING PCT. RANK | LAST 15 GAMES | STRENGTH OF SCHEDULE | OPP. STRENGTH OF SCHEDULE | TEAM RPI | ADJ RPI | CONF. RPI | ADJ CONF. RPI | | | |
|------------------|----------|-----------------|-------------------|----------------|----------------------|---------------------------|-------------|---------|-----------|---------------|----------------|----|----|
| DIV. I ONLY | 13-26-0 | .33333 | 253 | 4-11-0 | 217 | 276 | 261 | .43609 | 261 | 29 | 29 | | |
| DIV. I NON-CONF. | 7-16-0 | .30435 | 251 | 1-2-0 | 208 | 264 | 256 | .44164 | 256 | 29 | 29 | | |
| <hr/> | | | | | | | | | | | | | |
| TOTALS | RPI 1-25 | RPI 26-50 | | W-L RECORDS | RPI 51-100 | | RPI 101-150 | | RPI 150+ | | | | |
| 13-26-0 | 0-0-0 | 0-0-0 | | OVERALL | 0-2-0 | | 2-6-0 | | 11-18-0 | | | | |
| 5-10-0 | 0-0-0 | 0-0-0 | | HOME | 0-1-0 | | 1-4-0 | | 4-5-0 | | | | |
| 6-16-0 | 0-0-0 | 0-0-0 | | AWAY | 0-1-0 | | 1-2-0 | | 5-13-0 | | | | |
| 2-0-0 | 0-0-0 | 0-0-0 | | NEUTRAL | 0-0-0 | | 0-0-0 | | 2-0-0 | | | | |
| <hr/> | | | | | | | | | | | | | |
| 7-16-0 | 0-0-0 | 0-0-0 | | NON-CONFERENCE | 0-2-0 | | 1-3-0 | | 6-11-0 | | | | |
| 2-5-0 | 0-0-0 | 0-0-0 | | HOME | 0-1-0 | | 0-1-0 | | 2-3-0 | | | | |
| 3-11-0 | 0-0-0 | 0-0- | | AWAY | 0-1-0 | | 1-2-0 | | 2-8-0 | | | | |
| 2-0-0 | 0-0-0 | 0-0-0 | | NEUTRAL | 0-0-0 | | 0-0-0 | | 2-0-0 | | | | |
| <hr/> | | | | | | | | | | | | | |
| 6-10-0 | 0-0-0 | 0-0-0 | | CONFERENCE | 0-0-0 | | 1-3-0 | | 5-7-0 | | | | |
| 3-5-0 | 0-0-0 | 0-0-0 | | HOME | 0-0-0 | | 1-3-0 | | 2-2-0 | | | | |
| 3-5-0 | 0-0-0 | 0-0-0 | | AWAY | 0-0-0 | | 0-0-0 | | 3-5-0 | | | | |
| 0-0-0 | 0-0-0 | 0-0-0 | | NEUTRAL | 0-0-0 | | 0-0-0 | | 0-0-0 | | | | |
| <hr/> | | | | | | | | | | | | | |
| RPI S | Opponent | Score | RPI S | Opponent | Score | RPI S | Opponent | Score | RPI S | Opponent | Score | | |
| | | | | | | 68 A | Rutgers | 3 | 11 | 111 A | Seton Hall | 1 | 5 |
| | | | | | | 93 H | Penn St. | 12 | 20 | 118 H | Saint Joseph's | 4 | 9 |
| | | | | | | | | | | 131 A | Wofford | 8 | 14 |
| | | | | | | | | | | 133 A | Gardner-Webb | 7 | 6 |
| | | | | | | | | | | 150 H | Navy | 0 | 7 |
| | | | | | | | | | | 150 H | Navy | 7 | 5 |
| | | | | | | | | | | 150 H | Navy | 4 | 8 |
| | | | | | | | | | | 150 H | Navy | 6 | 19 |
| | | | | | | | | | | 157 H | Monmouth | 13 | 12 |
| | | | | | | | | | | 188 A | Davidson | 2 | 5 |
| | | | | | | | | | | 188 A | Davidson | 1 | 2 |
| | | | | | | | | | | 188 A | Davidson | 14 | 9 |
| | | | | | | | | | | 215 N | Radford | 9 | 4 |
| | | | | | | | | | | 220 N | Rider | 6 | 3 |
| | | | | | | | | | | 223 A | Penn | 5 | 7 |
| | | | | | | | | | | 223 A | Penn | 3 | 1 |
| | | | | | | | | | | 223 H | Penn | 5 | 6 |
| | | | | | | | | | | 223 H | Penn | 2 | 12 |
| | | | | | | | | | | 223 H | Penn | 5 | 4 |
| | | | | | | | | | | 233 A | VMI | 5 | 8 |
| | | | | 233 A | VMI | 2 | 8 | | | | | | |
| | | | | 233 A | VMI | 2 | 4 | | | | | | |
| | | | | 236 A | USC Upstate | 4 | 8 | | | | | | |
| | | | | 236 A | USC Upstate | 7 | 8 | | | | | | |
| | | | | 240 A | Army West Point | 11 | 2 | | | | | | |
| | | | | 240 A | Army West Point | 4 | 0 | | | | | | |
| | | | | 240 A | Army West Point | 6 | 3 | | | | | | |

Non-Div. I Games:

Lafayette

| | | | | |
|-----|---|----------|---|---|
| 277 | H | Bucknell | 6 | 4 |
| 277 | H | Bucknell | 3 | 5 |

| RPI | S | Opponent | Score | |
|-----|---|---------------------|-------|----|
| 240 | A | Army West Point | 3 | 9 |
| 252 | H | Fairleigh Dickinson | 6 | 7 |
| 265 | A | Lehigh | 2 | 5 |
| 265 | A | Lehigh | 3 | 4 |
| 265 | A | Lehigh | 4 | 10 |
| 265 | A | Lehigh | 3 | 6 |
| 277 | H | Bucknell | 6 | 5 |
| 277 | H | Bucknell | 3 | 5 |
| 277 | H | Bucknell | 6 | 4 |
| 277 | H | Bucknell | 1 | 4 |

Lafayette

L
a
f
a
y
e
t
t
e

L
a
f
a
y
e
t
t
e

| Average RPI Win: 149 | | WON-LOST RECORD | | WINNING PCT. RANK | | LAST 15 GAMES | | STRENGTH OF SCHEDULE | | OPP. STRENGTH OF SCHEDULE | | TEAM RPI | | ADJ RPI | | CONF. RPI | | ADJ CONF. RPI | | | | | |
|------------------------|---|-----------------|--|-------------------|--|----------------|---|----------------------|--|---------------------------|--|--------------|---|-------------------|--|-----------|--|---------------|--|--|--|--|--|
| DIV. I ONLY | | 9-24-0 | | .27273 275 | | 3-12-0 | | 141 | | 148 | | 262 | | .43509 262 | | 9 | | 9 | | | | | |
| DIV. I NON-CONF. | | 7-14-0 | | .33333 237 | | 1-2-0 | | 178 | | 127 | | 258 | | .44086 258 | | 12 | | 12 | | | | | |
| TOTALS | | RPI 1-25 | | RPI 26-50 | | W-L RECORDS | | RPI 51-100 | | RPI 101-150 | | RPI 150+ | | | | | | | | | | | |
| 9-24-0 | | 1-0-0 | | 0-1-0 | | OVERALL | | 0-7-0 | | 3-5-0 | | 5-11-0 | | | | | | | | | | | |
| 6-13-0 | | 1-0-0 | | 0-0-0 | | HOME | | 0-1-0 | | 2-4-0 | | 3-8-0 | | | | | | | | | | | |
| 2-9-0 | | 0-0-0 | | 0-1-0 | | AWAY | | 0-6-0 | | 1-0-0 | | 1-2-0 | | | | | | | | | | | |
| 1-2-0 | | 0-0-0 | | 0-0-0 | | NEUTRAL | | 0-0-0 | | 0-1-0 | | 1-1-0 | | | | | | | | | | | |
| 7-14-0 | | 1-0-0 | | 0-1-0 | | NON-CONFERENCE | | 0-4-0 | | 2-3-0 | | 4-6-0 | | | | | | | | | | | |
| 5-8-0 | | 1-0-0 | | 0-0-0 | | HOME | | 0-1-0 | | 1-2-0 | | 3-5-0 | | | | | | | | | | | |
| 1-4-0 | | 0-0-0 | | 0-0- | | AWAY | | 0-3-0 | | 1-0-0 | | 0-0-0 | | | | | | | | | | | |
| 1-2-0 | | 0-0-0 | | 0-0-0 | | NEUTRAL | | 0-0-0 | | 0-1-0 | | 1-1-0 | | | | | | | | | | | |
| 2-10-0 | | 0-0-0 | | 0-0-0 | | CONFERENCE | | 0-3-0 | | 1-2-0 | | 1-5-0 | | | | | | | | | | | |
| 1-5-0 | | 0-0-0 | | 0-0-0 | | HOME | | 0-0-0 | | 1-2-0 | | 0-3-0 | | | | | | | | | | | |
| 1-5-0 | | 0-0-0 | | 0-0-0 | | AWAY | | 0-3-0 | | 0-0-0 | | 1-2-0 | | | | | | | | | | | |
| 0-0-0 | | 0-0-0 | | 0-0-0 | | NEUTRAL | | 0-0-0 | | 0-0-0 | | 0-0-0 | | | | | | | | | | | |
| RPI | S | Opponent | | Score | | RPI | S | Opponent | | Score | | RPI | S | Opponent | | Score | | | | | | | |
| 23 | H | Michigan | | 4 3 | | 50 | A | St. Mary's (CA) | | 6 7 | | 59 | A | Cal St. Fullerton | | 0 10 | | | | | | | |
| | | | | | | | | | | | | 59 | A | Cal St. Fullerton | | 3 13 | | | | | | | |
| | | | | | | | | | | | | 59 | A | Cal St. Fullerton | | 2 3 | | | | | | | |
| | | | | | | | | | | | | 83 | A | Arizona St. | | 3 4 | | | | | | | |
| | | | | | | | | | | | | 83 | A | Arizona St. | | 5 6 | | | | | | | |
| | | | | | | | | | | | | 83 | A | Arizona St. | | 2 3 | | | | | | | |
| | | | | | | | | | | | | 86 | H | Stanford | | 2 5 | | | | | | | |
| | | | | | | | | | | | | | | Saint Joseph's | | 8 10 | | | | | | | |
| | | | | | | | | | | | | | | UC Irvine | | 4 6 | | | | | | | |
| | | | | | | | | | | | | | | UC Irvine | | 9 6 | | | | | | | |
| | | | | | | | | | | | | | | UC Irvine | | 1 11 | | | | | | | |
| | | | | | | | | | | | | | | San Francisco | | 15 3 | | | | | | | |
| | | | | | | | | | | | | | | San Francisco | | 1 2 | | | | | | | |
| | | | | | | | | | | | | | | Nevada | | 1 3 | | | | | | | |
| | | | | | | | | | | | | | | Santa Clara | | 8 0 | | | | | | | |
| | | | | | | | | | | | | | | Utah Valley | | 2 0 | | | | | | | |
| | | | | | | | | | | | | | | Utah Valley | | 8 10 | | | | | | | |
| | | | | | | | | | | | | | | Air Force | | 6 2 | | | | | | | |
| | | | | | | | | | | | | | | Air Force | | 8 9 | | | | | | | |
| | | | | | | | | | | | | | | Air Force | | 2 5 | | | | | | | |
| | | | | | | | | | | | | | | Portland | | 4 3 | | | | | | | |
| | | | | | | | | | | | | | | Portland | | 0 12 | | | | | | | |
| | | | | | | | | | | | | | | Portland | | 4 7 | | | | | | | |
| | | | | | | | | | | | | | | Portland | | 6 9 | | | | | | | |
| | | | | | | | | | | | | | | Hawaii | | 5 6 | | | | | | | |
| | | | | | | | | | | | | | | Hawaii | | 0 5 | | | | | | | |
| | | | | | | | | | | | | | | Hawaii | | 2 7 | | | | | | | |
| | | | | | | | | | | | | | | UC Riverside | | 3 5 | | | | | | | |
| | | | | | | | | | | | | | | UC Riverside | | 5 8 | | | | | | | |
| | | | | | | | | | | | | | | UC Riverside | | 13 12 | | | | | | | |
| | | | | | | | | | | | | | | South Dakota St. | | 5 4 | | | | | | | |
| LAST 15 GAMES | | | | | | | | | | | | | | | | | | | | | | | |
| 120 H UC Irvine | | | | | | 1 11 | | | | | | 182 H Hawaii | | | | | | 2 7 | | | | | |
| 120 H UC Irvine | | | | | | 4 6 | | | | | | 182 H Hawaii | | | | | | 0 5 | | | | | |
| 120 H UC Irvine | | | | | | 9 6 | | | | | | 182 H Hawaii | | | | | | 5 6 | | | | | |
| 50 A St. Mary's (CA) | | | | | | 6 7 | | | | | | | | | | | | | | | | | |
| 59 A Cal St. Fullerton | | | | | | 3 13 | | | | | | | | | | | | | | | | | |

Non-Div. I Games:

UC Davis

| | | |
|------------------------|---|----|
| 59 A Cal St. Fullerton | 2 | 3 |
| 59 A Cal St. Fullerton | 0 | 10 |

U
C
D
a
v
i
s

U
C
D
a
v
i
s

| Average RPI Win: 211 | | WON-LOST RECORD | | WINNING PCT. RANK | | LAST 15 GAMES | | STRENGTH OF SCHEDULE | | OPP. STRENGTH OF SCHEDULE | | TEAM RPI | | ADJ RPI | | CONF. RPI | | ADJ CONF. RPI | | | | | | | | | | | |
|-----------------------|---|-----------------|--|-------------------|--|-------------------|---|----------------------|--|---------------------------|--|---------------------|---|----------------|--|-----------|--|---------------|---|------------------|--|-------|--|--|--|--|--|--|--|
| Average RPI Loss: 125 | | | | | | | | | | | | | | | | | | | | | | | | | | | | | |
| DIV. I ONLY | | 9-30-0 | | .23077 290 | | 4-10-0 | | 136 | | 209 | | 263 | | .4339 263 | | 24 | | 24 | | | | | | | | | | | |
| DIV. I NON-CONF. | | 3-22-0 | | .12 294 | | 0-5-0 | | 90 | | 149 | | 271 | | .42759 271 | | 24 | | 24 | | | | | | | | | | | |
| TOTALS | | RPI 1-25 | | RPI 26-50 | | W-L RECORDS | | RPI 51-100 | | RPI 101-150 | | RPI 150+ | | | | | | | | | | | | | | | | | |
| 9-30-0 | | 0-1-0 | | 0-2-0 | | OVERALL | | 1-13-0 | | 0-2-0 | | 8-12-0 | | | | | | | | | | | | | | | | | |
| 4-6-0 | | 0-0-0 | | 0-0-0 | | HOME | | 1-2-0 | | 0-0-0 | | 3-4-0 | | | | | | | | | | | | | | | | | |
| 2-17-0 | | 0-1-0 | | 0-1-0 | | AWAY | | 0-7-0 | | 0-1-0 | | 2-7-0 | | | | | | | | | | | | | | | | | |
| 3-7-0 | | 0-0-0 | | 0-1-0 | | NEUTRAL | | 0-4-0 | | 0-1-0 | | 3-1-0 | | | | | | | | | | | | | | | | | |
| 3-22-0 | | 0-1-0 | | 0-2-0 | | NON-CONFERENCE | | 0-11-0 | | 0-2-0 | | 3-6-0 | | | | | | | | | | | | | | | | | |
| 0-0-0 | | 0-0-0 | | 0-0-0 | | HOME | | 0-0-0 | | 0-0-0 | | 0-0-0 | | | | | | | | | | | | | | | | | |
| 0-15-0 | | 0-1-0 | | 0-0- | | AWAY | | 0-7-0 | | 0-1-0 | | 0-5-0 | | | | | | | | | | | | | | | | | |
| 3-7-0 | | 0-0-0 | | 0-1-0 | | NEUTRAL | | 0-4-0 | | 0-1-0 | | 3-1-0 | | | | | | | | | | | | | | | | | |
| 6-8-0 | | 0-0-0 | | 0-0-0 | | CONFERENCE | | 1-2-0 | | 0-0-0 | | 5-6-0 | | | | | | | | | | | | | | | | | |
| 4-6-0 | | 0-0-0 | | 0-0-0 | | HOME | | 1-2-0 | | 0-0-0 | | 3-4-0 | | | | | | | | | | | | | | | | | |
| 2-2-0 | | 0-0-0 | | 0-0-0 | | AWAY | | 0-0-0 | | 0-0-0 | | 2-2-0 | | | | | | | | | | | | | | | | | |
| 0-0-0 | | 0-0-0 | | 0-0-0 | | NEUTRAL | | 0-0-0 | | 0-0-0 | | 0-0-0 | | | | | | | | | | | | | | | | | |
| RPI | S | Opponent | | Score | | RPI | S | Opponent | | Score | | RPI | S | Opponent | | Score | | RPI | S | Opponent | | Score | | | | | | | |
| 23 | A | Michigan | | 7 9 | | 45 | A | Notre Dame | | 6 7 | | 52 | N | Boston College | | 3 9 | | 118 | N | Saint Joseph's | | 2 5 | | | | | | | |
| | | | | | | 50 | N | St. Mary's (CA) | | 4 15 | | 54 | N | Tennessee | | 1 20 | | 149 | A | Stetson | | 3 4 | | | | | | | |
| | | | | | | | | | | | | 72 | A | Michigan St. | | 1 4 | | 154 | A | Grand Canyon | | 4 5 | | | | | | | |
| | | | | | | | | | | | | 72 | N | Michigan St. | | 3 7 | | 154 | A | Grand Canyon | | 1 3 | | | | | | | |
| | | | | | | | | | | | | 84 | H | Kent St. | | 13 10 | | 161 | H | Ball St. | | 2 4 | | | | | | | |
| | | | | | | | | | | | | 84 | H | Kent St. | | 2 5 | | 161 | H | Ball St. | | 7 10 | | | | | | | |
| | | | | | | | | | | | | 84 | H | Kent St. | | 5 17 | | 161 | H | Ball St. | | 7 3 | | | | | | | |
| | | | | | | | | | | | | 89 | A | Missouri St. | | 1 9 | | 171 | A | Xavier | | 5 8 | | | | | | | |
| | | | | | | | | | | | | 89 | A | Missouri St. | | 1 7 | | 171 | A | Xavier | | 4 7 | | | | | | | |
| | | | | | | | | | | | | 89 | A | Missouri St. | | 0 2 | | 171 | A | Xavier | | 0 5 | | | | | | | |
| | | | | | | | | | | | | 90 | N | Illinois | | 4 9 | | 181 | N | North Dakota St. | | 11 4 | | | | | | | |
| | | | | | | | | | | | | 92 | A | Arkansas | | 4 9 | | 225 | A | Northern Ill. | | 7 6 | | | | | | | |
| | | | | | | | | | | | | 92 | A | Arkansas | | 3 4 | | 225 | A | Northern Ill. | | 2 3 | | | | | | | |
| | | | | | | | | | | | | 92 | A | Arkansas | | 1 6 | | 225 | A | Northern Ill. | | 6 9 | | | | | | | |
| | | | | | | | | | | | | | | | | | | 234 | H | Toledo | | 3 4 | | | | | | | |
| | | | | | | | | | | | | | | | | | | 234 | H | Toledo | | 14 2 | | | | | | | |
| | | | | | | | | | | | | | | | | | | 234 | H | Toledo | | 1 0 | | | | | | | |
| | | | | | | | | | | | | | | | | | | 246 | N | Villanova | | 9 5 | | | | | | | |
| | | | | | | | | | | | | | | | | | | 247 | N | Illinois St. | | 7 13 | | | | | | | |
| | | | | | | | | | | | | | | | | | | 254 | A | Bowling Green | | 10 5 | | | | | | | |
| | | | | | | | | | | | | | | | | | | 254 | H | Bowling Green | | 0 4 | | | | | | | |
| | | | | | | | | | | | | | | | | | | 280 | N | Butler | | 8 3 | | | | | | | |
| LAST 15 GAMES | | | | | | 72 N Michigan St. | | | | | | 3 7 | | | | | | | | | | | | | | | | | |
| 234 H Toledo | | | | | | 3 4 | | | | | | 225 A Northern Ill. | | | | | | 2 3 | | | | | | | | | | | |
| 234 H Toledo | | | | | | 1 0 | | | | | | 225 A Northern Ill. | | | | | | 7 6 | | | | | | | | | | | |
| 234 H Toledo | | | | | | 14 2 | | | | | | | | | | | | | | | | | | | | | | | |
| 45 A Notre Dame | | | | | | 6 7 | | | | | | | | | | | | | | | | | | | | | | | |
| 161 H Ball St. | | | | | | 2 4 | | | | | | | | | | | | | | | | | | | | | | | |

Non-Div. I Games: Saginaw Valley 7 4

Central Mich.

| | | |
|----------------|---|----|
| 161 H Ball St. | 7 | 10 |
| 161 H Ball St. | 7 | 3 |

C
e
n
t
r
a
l
M
i
c
h
.

C
e
n
t
r
a
l
M
i
c
h
.

| | | |
|--------------------------|---|----|
| 81 H Sam Houston St. | 3 | 12 |
| 231 H A&M-Corpus Christi | 5 | 4 |

I
n
c
a
r
n
a
t
e
W
o
r
d

I
n
c
a
r
n
a
t
e
W
o
r
d

| Average RPI Win: | 246 | WON-LOST RECORD | WINNING PCT. RANK | LAST 15 GAMES | STRENGTH OF SCHEDULE | OPP. STRENGTH OF SCHEDULE | TEAM RPI | ADJ RPI | CONF. RPI | ADJ CONF. RPI | |
|-------------------|----------|-----------------|-------------------|----------------|----------------------|---------------------------|----------|-------------|-----------|---------------------|-------|
| Average RPI Loss: | 210 | | | | | | | | | | |
| DIV. I ONLY | 18-26-0 | .40909 | 216 | 7-8-0 | 265 | 287 | 265 | .43265 | 265 | 29 | 29 |
| DIV. I NON-CONF. | 11-17-0 | .39286 | 213 | 1-2-0 | 285 | 296 | 280 | .41897 | 280 | 29 | 29 |
| <hr/> | | | | | | | | | | | |
| TOTALS | RPI 1-25 | RPI 26-50 | | W-L RECORDS | | RPI 51-100 | | RPI 101-150 | | RPI 150+ | |
| 18-26-0 | 0-0-0 | 0-0-0 | | OVERALL | | 0-3-0 | | 1-4-0 | | 17-19-0 | |
| 10-7-0 | 0-0-0 | 0-0-0 | | HOME | | 0-0-0 | | 0-0-0 | | 10-7-0 | |
| 6-16-0 | 0-0-0 | 0-0-0 | | AWAY | | 0-3-0 | | 1-3-0 | | 5-10-0 | |
| 2-3-0 | 0-0-0 | 0-0-0 | | NEUTRAL | | 0-0-0 | | 0-1-0 | | 2-2-0 | |
| <hr/> | | | | | | | | | | | |
| 11-17-0 | 0-0-0 | 0-0-0 | | NON-CONFERENCE | | 0-3-0 | | 0-1-0 | | 11-13-0 | |
| 5-4-0 | 0-0-0 | 0-0-0 | | HOME | | 0-0-0 | | 0-0-0 | | 5-4-0 | |
| 4-10-0 | 0-0-0 | 0-0- | | AWAY | | 0-3-0 | | 0-0-0 | | 4-7-0 | |
| 2-3-0 | 0-0-0 | 0-0-0 | | NEUTRAL | | 0-0-0 | | 0-1-0 | | 2-2-0 | |
| <hr/> | | | | | | | | | | | |
| 7-9-0 | 0-0-0 | 0-0-0 | | CONFERENCE | | 0-0-0 | | 1-3-0 | | 6-6-0 | |
| 5-3-0 | 0-0-0 | 0-0-0 | | HOME | | 0-0-0 | | 0-0-0 | | 5-3-0 | |
| 2-6-0 | 0-0-0 | 0-0-0 | | AWAY | | 0-0-0 | | 1-3-0 | | 1-3-0 | |
| 0-0-0 | 0-0-0 | 0-0-0 | | NEUTRAL | | 0-0-0 | | 0-0-0 | | 0-0-0 | |
| <hr/> | | | | | | | | | | | |
| RPI S | Opponent | Score | RPI S | Opponent | Score | RPI S | Opponent | Score | RPI S | Opponent | Score |
| | | | | | | 99 A | Marshall | 2 4 | 146 N | Bradley | 1 2 |
| | | | | | | 99 A | Marshall | 4 6 | 150 A | Navy | 0 3 |
| | | | | | | 99 A | Marshall | 6 12 | 150 A | Navy | 9 2 |
| | | | | | | | | | 150 A | Navy | 3 10 |
| | | | | | | | | | 150 A | Navy | 0 3 |
| | | | | | | | | | 175 H | Holy Cross | 3 12 |
| | | | | | | | | | 175 H | Holy Cross | 4 5 |
| | | | | | | | | | 175 H | Holy Cross | 1 6 |
| | | | | | | | | | 175 H | Holy Cross | 5 4 |
| | | | | | | | | | 178 H | Delaware | 16 7 |
| | | | | | | | | | 214 A | Manhattan | 2 10 |
| | | | | | | | | | 214 A | Manhattan | 6 4 |
| | | | | | | | | | 214 H | Manhattan | 0 2 |
| | | | | | | | | | 220 A | Rider | 9 10 |
| | | | | | | | | | 220 H | Rider | 9 8 |
| | | | | | | | | | 223 H | Penn | 4 11 |
| | | | | | | | | | 229 N | Dartmouth | 5 4 |
| | | | | | | | | | 229 N | Dartmouth | 15 7 |
| | | | | | | | | | 229 N | Dartmouth | 4 5 |
| | | | | | | | | | 246 A | Villanova | 6 8 |
| | | | | | | | | | 252 A | Fairleigh Dickinson | 6 10 |
| | | | | | | | | | 252 A | Fairleigh Dickinson | 0 7 |
| | | | | | | | | | 252 H | Fairleigh Dickinson | 5 6 |
| | | | | | | | | | 252 H | Fairleigh Dickinson | 4 5 |
| | | | | | | | | | 261 H | Lafayette | 6 3 |
| | | | | | | | | | 261 H | Lafayette | 5 2 |
| | | | | | | | | | 261 H | Lafayette | 4 3 |
| | | | | | | | | | 294 A | UMES | 4 5 |
| | | | | | | | | | | | |
| LAST 15 GAMES | | | | | | | | | | | |
| | | | | | | | | | | | |
| | | | | | | | | | | | |
| | | | | | | | | | | | |
| | | | | | | | | | | | |
| | | | | | | | | | | | |

Non-Div. I Games:

Lehigh

| | | | | |
|-----|---|------|---|----|
| 294 | A | UMES | 6 | 7 |
| 150 | A | Navy | 3 | 10 |

| RPI | S | Opponent | Score | |
|-----|---|---------------|-------|----|
| 261 | H | Lafayette | 10 | 4 |
| 266 | H | NYIT | 10 | 5 |
| 268 | N | Maine | 6 | 11 |
| 277 | A | Bucknell | 2 | 11 |
| 277 | A | Bucknell | 3 | 4 |
| 277 | A | Bucknell | 5 | 7 |
| 277 | A | Bucknell | 10 | 1 |
| 284 | A | Norfolk St. | 7 | 6 |
| 284 | A | Norfolk St. | 7 | 2 |
| 284 | A | Norfolk St. | 10 | 3 |
| 294 | A | UMES | 4 | 5 |
| 294 | A | UMES | 6 | 7 |
| 295 | H | Saint Peter's | 6 | 3 |
| 299 | H | Coppin St. | 10 | 4 |

| Average RPI Win: 229 | | WON-LOST RECORD | | WINNING PCT. RANK | | LAST 15 GAMES | | STRENGTH OF SCHEDULE | | OPP. STRENGTH OF SCHEDULE | | TEAM RPI | | ADJ RPI | | CONF. RPI | | ADJ CONF. RPI | |
|----------------------|---|-----------------|--|-------------------|-----|----------------|----------|----------------------|-------|---------------------------|---|----------|-----------------------|------------|--|-----------|--|---------------|--|
| DIV. I ONLY | | 17-20-0 | | .45946 181 | | 7-8-0 | | 290 | | 274 | | 266 | | .43261 266 | | 30 | | 30 | |
| DIV. I NON-CONF. | | 17-20-0 | | .45946 171 | | 7-8-0 | | 292 | | 287 | | 261 | | .43261 261 | | 30 | | 30 | |
| TOTALS | | RPI 1-25 | | RPI 26-50 | | W-L RECORDS | | RPI 51-100 | | RPI 101-150 | | RPI 150+ | | | | | | | |
| 17-20-0 | | 0-0-0 | | 0-0-0 | | OVERALL | | 1-1-0 | | 0-0-0 | | 16-19-0 | | | | | | | |
| 8-6-0 | | 0-0-0 | | 0-0-0 | | HOME | | 0-0-0 | | 0-0-0 | | 8-6-0 | | | | | | | |
| 6-12-0 | | 0-0-0 | | 0-0-0 | | AWAY | | 0-0-0 | | 0-0-0 | | 6-11-0 | | | | | | | |
| 3-2-0 | | 0-0-0 | | 0-0-0 | | NEUTRAL | | 1-1-0 | | 0-0-0 | | 2-1-0 | | | | | | | |
| 17-20-0 | | 0-0-0 | | 0-0-0 | | NON-CONFERENCE | | 1-1-0 | | 0-0-0 | | 16-19-0 | | | | | | | |
| 8-6-0 | | 0-0-0 | | 0-0-0 | | HOME | | 0-0-0 | | 0-0-0 | | 8-6-0 | | | | | | | |
| 6-12-0 | | 0-0-0 | | 0-0- | | AWAY | | 0-0-0 | | 0-0-0 | | 6-12-0 | | | | | | | |
| 3-2-0 | | 0-0-0 | | 0-0-0 | | NEUTRAL | | 1-1-0 | | 0-0-0 | | 2-1-0 | | | | | | | |
| 0-0-0 | | 0-0-0 | | 0-0-0 | | CONFERENCE | | 0-0-0 | | 0-0-0 | | 0-0-0 | | | | | | | |
| 0-0-0 | | 0-0-0 | | 0-0-0 | | HOME | | 0-0-0 | | 0-0-0 | | 0-0-0 | | | | | | | |
| 0-0-0 | | 0-0-0 | | 0-0-0 | | AWAY | | 0-0-0 | | 0-0-0 | | 0-0-0 | | | | | | | |
| 0-0-0 | | 0-0-0 | | 0-0-0 | | NEUTRAL | | 0-0-0 | | 0-0-0 | | 0-0-0 | | | | | | | |
| RPI | S | Opponent | | Score | RPI | S | Opponent | | Score | RPI | S | Opponent | | Score | | | | | |
| | | | | | | | 93 | N Penn St. | 2 15 | | | 158 | A St. John's (NY) | 6 15 | | | | | |
| | | | | | | | 96 | N Princeton | 2 1 | | | 158 | H St. John's (NY) | 1 8 | | | | | |
| | | | | | | | | | | | | 159 | A Richmond | 1 9 | | | | | |
| | | | | | | | | | | | | 168 | A Stony Brook | 1 5 | | | | | |
| | | | | | | | | | | | | 183 | H Albany (NY) | 4 0 | | | | | |
| | | | | | | | | | | | | 183 | H Albany (NY) | 2 5 | | | | | |
| | | | | | | | | | | | | 183 | H Albany (NY) | 3 0 | | | | | |
| | | | | | | | | | | | | 183 | H Albany (NY) | 2 7 | | | | | |
| | | | | | | | | | | | | 189 | A UMass Lowell | 4 6 | | | | | |
| | | | | | | | | | | | | 189 | A UMass Lowell | 7 1 | | | | | |
| | | | | | | | | | | | | 189 | A UMass Lowell | 0 8 | | | | | |
| | | | | | | | | | | | | 189 | A UMass Lowell | 8 2 | | | | | |
| | | | | | | | | | | | | 192 | H Fordham | 5 4 | | | | | |
| | | | | | | | | | | | | 214 | A Manhattan | 6 7 | | | | | |
| | | | | | | | | | | | | 214 | H Manhattan | 4 6 | | | | | |
| | | | | | | | | | | | | 223 | H Penn | 6 5 | | | | | |
| | | | | | | | | | | | | 230 | H Hofstra | 1 3 | | | | | |
| | | | | | | | | | | | | 240 | H Army West Point | 3 2 | | | | | |
| | | | | | | | | | | | | 242 | A NJIT | 2 7 | | | | | |
| | | | | | | | | | | | | 242 | A NJIT | 1 4 | | | | | |
| | | | | | | | | | | | | 242 | H NJIT | 7 6 | | | | | |
| | | | | | | | | | | | | 242 | H NJIT | 2 0 | | | | | |
| | | | | | | | | | | | | 252 | A Fairleigh Dickinson | 1 11 | | | | | |
| | | | | | | | | | | | | 252 | A Fairleigh Dickinson | 6 3 | | | | | |
| | | | | | | | | | | | | 252 | H Fairleigh Dickinson | 0 1 | | | | | |
| | | | | | | | | | | | | 252 | H Fairleigh Dickinson | 9 0 | | | | | |
| | | | | | | | | | | | | 265 | A Lehigh | 5 10 | | | | | |
| LAST 15 GAMES | | | | | | | | | | | | | | | | | | | |
| | | | | | | | 242 | A NJIT | 1 4 | | | 268 | A Maine | 1 4 | | | | | |
| | | | | | | | 242 | A NJIT | 2 7 | | | 268 | A Maine | 5 8 | | | | | |
| | | | | | | | 242 | H NJIT | 7 6 | | | 268 | A Maine | 4 2 | | | | | |
| | | | | | | | 242 | H NJIT | 2 0 | | | | | | | | | | |
| | | | | | | | 240 | H Army West Point | 3 2 | | | | | | | | | | |

Non-Div. I Games:

NYIT

| | | | | |
|-----|---|-----------|---|---|
| 214 | A | Manhattan | 6 | 7 |
| 223 | H | Penn | 6 | 5 |

| RPI | S | Opponent | Score | |
|-----|---|--------------|-------|----|
| 268 | A | Maine | 5 | 8 |
| 268 | A | Maine | 9 | 4 |
| 268 | A | Maine | 4 | 2 |
| 268 | A | Maine | 1 | 4 |
| 271 | A | LIU Brooklyn | 4 | 3 |
| 299 | N | Coppin St. | 4 | 10 |
| 299 | N | Coppin St. | 14 | 7 |
| 299 | N | Coppin St. | 5 | 2 |

| Average RPI Win: 197 | | WON-LOST RECORD | | WINNING PCT. RANK | | LAST 15 GAMES | | STRENGTH OF SCHEDULE | | OPP. STRENGTH OF SCHEDULE | | TEAM RPI | | ADJ RPI | | CONF. RPI | | ADJ CONF. RPI | | | | | |
|----------------------|---|-------------------|--|-------------------|----|----------------|---|----------------------|--|---------------------------|----|----------|---|------------------|--|-----------|----|---------------|---|----------------|--|-------|----|
| DIV. I ONLY | | 5-33-0 | | .13158 299 | | 2-12-0 | | 91 | | 185 | | 267 | | .43181 267 | | 21 | | 21 | | | | | |
| DIV. I NON-CONF. | | 3-17-0 | | .15 290 | | 0-3-0 | | 193 | | 87 | | 262 | | .43176 262 | | 21 | | 21 | | | | | |
| TOTALS | | RPI 1-25 | | RPI 26-50 | | W-L RECORDS | | RPI 51-100 | | RPI 101-150 | | RPI 150+ | | | | | | | | | | | |
| 5-33-0 | | 0-4-0 | | 0-3-0 | | OVERALL | | 1-10-0 | | 0-1-0 | | 4-15-0 | | | | | | | | | | | |
| 1-8-0 | | 0-0-0 | | 0-0-0 | | HOME | | 0-3-0 | | 0-0-0 | | 1-5-0 | | | | | | | | | | | |
| 4-24-0 | | 0-4-0 | | 0-3-0 | | AWAY | | 1-6-0 | | 0-1-0 | | 3-10-0 | | | | | | | | | | | |
| 0-1-0 | | 0-0-0 | | 0-0-0 | | NEUTRAL | | 0-1-0 | | 0-0-0 | | 0-0-0 | | | | | | | | | | | |
| 3-17-0 | | 0-4-0 | | 0-0-0 | | NON-CONFERENCE | | 1-4-0 | | 0-1-0 | | 2-8-0 | | | | | | | | | | | |
| 0-0-0 | | 0-0-0 | | 0-0-0 | | HOME | | 0-0-0 | | 0-0-0 | | 0-0-0 | | | | | | | | | | | |
| 3-16-0 | | 0-4-0 | | 0-0- | | AWAY | | 1-3-0 | | 0-1-0 | | 2-8-0 | | | | | | | | | | | |
| 0-1-0 | | 0-0-0 | | 0-0-0 | | NEUTRAL | | 0-1-0 | | 0-0-0 | | 0-0-0 | | | | | | | | | | | |
| 2-16-0 | | 0-0-0 | | 0-3-0 | | CONFERENCE | | 0-6-0 | | 0-0-0 | | 2-7-0 | | | | | | | | | | | |
| 1-8-0 | | 0-0-0 | | 0-0-0 | | HOME | | 0-3-0 | | 0-0-0 | | 1-5-0 | | | | | | | | | | | |
| 1-8-0 | | 0-0-0 | | 0-3-0 | | AWAY | | 0-3-0 | | 0-0-0 | | 1-2-0 | | | | | | | | | | | |
| 0-0-0 | | 0-0-0 | | 0-0-0 | | NEUTRAL | | 0-0-0 | | 0-0-0 | | 0-0-0 | | | | | | | | | | | |
| RPI | S | Opponent | | Score | | RPI | S | Opponent | | Score | | RPI | S | Opponent | | Score | | RPI | S | Opponent | | Score | |
| 17 | A | Vanderbilt | | 1 | 9 | 37 | A | Southeast Mo. St. | | 1 | 15 | 66 | H | Jacksonville St. | | 3 | 10 | 128 | A | Southern Ill. | | 2 | 10 |
| 19 | A | Southern Miss. | | 4 | 6 | 37 | A | Southeast Mo. St. | | 7 | 20 | 66 | H | Jacksonville St. | | 3 | 4 | 167 | A | Central Ark. | | 2 | 4 |
| 19 | A | Southern Miss. | | 1 | 6 | 37 | A | Southeast Mo. St. | | 11 | 12 | 66 | H | Jacksonville St. | | 4 | 6 | 167 | A | Central Ark. | | 3 | 4 |
| 19 | A | Southern Miss. | | 1 | 18 | | | | | | | 67 | A | Austin Peay | | 3 | 6 | 167 | A | Central Ark. | | 1 | 9 |
| | | | | | | | | | | | | 67 | A | Austin Peay | | 3 | 5 | 167 | A | Central Ark. | | 5 | 6 |
| | | | | | | | | | | | | 67 | A | Austin Peay | | 6 | 13 | 204 | A | Murray St. | | 9 | 3 |
| | | | | | | | | | | | | 90 | A | Illinois | | 7 | 9 | 204 | A | Murray St. | | 11 | 31 |
| | | | | | | | | | | | | 90 | N | Illinois | | 4 | 5 | 204 | A | Murray St. | | 4 | 9 |
| | | | | | | | | | | | | 92 | A | Arkansas | | 2 | 3 | 211 | H | Tennessee Tech | | 3 | 8 |
| | | | | | | | | | | | | 92 | A | Arkansas | | 10 | 8 | 211 | H | Tennessee Tech | | 6 | 8 |
| | | | | | | | | | | | | 92 | A | Arkansas | | 2 | 5 | 211 | H | Tennessee Tech | | 3 | 5 |
| | | | | | | | | | | | | | | | | | | 213 | A | Memphis | | 10 | 9 |
| | | | | | | | | | | | | | | | | | | 213 | A | Memphis | | 1 | 2 |
| | | | | | | | | | | | | | | | | | | 213 | A | Memphis | | 0 | 23 |
| | | | | | | | | | | | | | | | | | | 224 | A | Lipscomb | | 9 | 16 |
| | | | | | | | | | | | | | | | | | | 227 | H | Belmont | | 9 | 8 |
| | | | | | | | | | | | | | | | | | | 227 | H | Belmont | | 1 | 6 |
| | | | | | | | | | | | | | | | | | | 227 | H | Belmont | | 9 | 21 |
| | | | | | | | | | | | | | | | | | | 247 | A | Illinois St. | | 2 | 1 |
| | | | | | | | | | | | | | | | | | | 269 | A | Saint Louis | | 0 | 2 |
| LAST 15 GAMES | | | | | | | | | | | | | | | | | | | | | | | |
| 227 | H | Belmont | | 1 | 6 | 128 | A | Southern Ill. | | 2 | 10 | | | | | | | | | | | | |
| 227 | H | Belmont | | 9 | 8 | 211 | H | Tennessee Tech | | 6 | 8 | | | | | | | | | | | | |
| 227 | H | Belmont | | 9 | 21 | 211 | H | Tennessee Tech | | 3 | 5 | | | | | | | | | | | | |
| 90 | N | Illinois | | 4 | 5 | | | | | | | | | | | | | | | | | | |
| 37 | A | Southeast Mo. St. | | 7 | 20 | | | | | | | | | | | | | | | | | | |

Non-Div. I Games: Illinois Col. 7 6 Robert Morris-Peoria 14 0

Eastern Ill.

| | | |
|------------------------|----|----|
| 37 A Southeast Mo. St. | 11 | 12 |
| 37 A Southeast Mo. St. | 1 | 15 |

E
a
s
t
e
r
n
I
l
l
.

E
a
s
t
e
r
n
I
l
l
.

| Average RPI Win: | | 205 | WON-LOST RECORD | | WINNING PCT. RANK | | LAST 15 GAMES | | STRENGTH OF SCHEDULE | | OPP. STRENGTH OF SCHEDULE | | TEAM RPI | | ADJ RPI | | CONF. RPI | | ADJ CONF. RPI | |
|------------------|---|------------|-----------------|-----------|-------------------|----------------|---------------|------------|----------------------|-------------|---------------------------|----------|----------|----------|------------|-------|------------------|---------------|---------------|----|
| DIV. I ONLY | | | 9-26-0 | | .25714 281 | | 4-9-0 | | 158 | | 269 | | 268 | | .43141 268 | | 20 | | 20 | |
| DIV. I NON-CONF. | | | 7-17-0 | | .29167 256 | | 2-2-0 | | 186 | | 283 | | 257 | | .44145 257 | | 20 | | 20 | |
| TOTALS | | RPI 1-25 | | RPI 26-50 | | W-L RECORDS | | RPI 51-100 | | RPI 101-150 | | RPI 150+ | | | | | | | | |
| 9-26-0 | | 1-3-0 | | 0-0-0 | | OVERALL | | 0-3-0 | | 0-6-0 | | 8-14-0 | | | | | | | | |
| 4-6-0 | | 0-0-0 | | 0-0-0 | | HOME | | 0-0-0 | | 0-3-0 | | 4-3-0 | | | | | | | | |
| 3-13-0 | | 1-3-0 | | 0-0-0 | | AWAY | | 0-2-0 | | 0-3-0 | | 2-3-0 | | | | | | | | |
| 2-7-0 | | 0-0-0 | | 0-0-0 | | NEUTRAL | | 0-0-0 | | 0-0-0 | | 2-7-0 | | | | | | | | |
| 7-17-0 | | 1-3-0 | | 0-0-0 | | NON-CONFERENCE | | 0-0-0 | | 0-3-0 | | 6-11-0 | | | | | | | | |
| 2-2-0 | | 0-0-0 | | 0-0-0 | | HOME | | 0-0-0 | | 0-0-0 | | 2-2-0 | | | | | | | | |
| 3-8-0 | | 1-3-0 | | 0-0- | | AWAY | | 0-0-0 | | 0-3-0 | | 2-2-0 | | | | | | | | |
| 2-7-0 | | 0-0-0 | | 0-0-0 | | NEUTRAL | | 0-0-0 | | 0-0-0 | | 2-7-0 | | | | | | | | |
| 2-9-0 | | 0-0-0 | | 0-0-0 | | CONFERENCE | | 0-3-0 | | 0-3-0 | | 2-3-0 | | | | | | | | |
| 2-4-0 | | 0-0-0 | | 0-0-0 | | HOME | | 0-0-0 | | 0-3-0 | | 2-1-0 | | | | | | | | |
| 0-5-0 | | 0-0-0 | | 0-0-0 | | AWAY | | 0-3-0 | | 0-0-0 | | 0-2-0 | | | | | | | | |
| 0-0-0 | | 0-0-0 | | 0-0-0 | | NEUTRAL | | 0-0-0 | | 0-0-0 | | 0-0-0 | | | | | | | | |
| RPI | S | Opponent | | Score | | RPI | S | Opponent | | Score | | RPI | S | Opponent | | Score | | | | |
| 7 | A | Miami (FL) | | 2 | 6 | | | | | 76 | A | Hartford | 5 | 6 | 139 | H | Binghamton | 1 | 8 | |
| 10 | A | Clemson | | 2 | 19 | | | | | 76 | A | Hartford | 4 | 11 | 139 | H | Binghamton | 0 | 2 | |
| 10 | A | Clemson | | 4 | 3 | | | | | 76 | A | Hartford | 1 | 4 | 139 | H | Binghamton | 1 | 6 | |
| 10 | A | Clemson | | 4 | 9 | | | | | | | | | | 149 | A | Stetson | 6 | 7 | |
| | | | | | | | | | | | | | | | 149 | A | Stetson | 1 | 5 | |
| | | | | | | | | | | | | | | | 149 | A | Stetson | 4 | 6 | |
| | | | | | | | | | | | | | | | 168 | A | Stony Brook | 1 | 2 | |
| | | | | | | | | | | | | | | | 168 | A | Stony Brook | 0 | 11 | |
| | | | | | | | | | | | | | | | 177 | A | New Mexico St. | 13 | 3 | |
| | | | | | | | | | | | | | | | 177 | A | New Mexico St. | 2 | 3 | |
| | | | | | | | | | | | | | | | 177 | A | New Mexico St. | 3 | 7 | |
| | | | | | | | | | | | | | | | 177 | A | New Mexico St. | 3 | 1 | |
| | | | | | | | | | | | | | | | 181 | N | North Dakota St. | 3 | 4 | |
| | | | | | | | | | | | | | | | 205 | H | UMBC | 6 | 3 | |
| | | | | | | | | | | | | | | | 205 | H | UMBC | 7 | 5 | |
| | | | | | | | | | | | | | | | 205 | H | UMBC | 1 | 3 | |
| | | | | | | | | | | | | | | | 229 | N | Dartmouth | 2 | 4 | |
| | | | | | | | | | | | | | | | 232 | N | St. Bonaventure | 3 | 4 | |
| | | | | | | | | | | | | | | | 232 | N | St. Bonaventure | 2 | 9 | |
| | | | | | | | | | | | | | | | 265 | N | Lehigh | 11 | 6 | |
| | | | | | | | | | | | | | | | 266 | H | NYIT | 4 | 9 | |
| | | | | | | | | | | | | | | | 266 | H | NYIT | 8 | 5 | |
| | | | | | | | | | | | | | | | 266 | H | NYIT | 4 | 1 | |
| | | | | | | | | | | | | | | | 266 | H | NYIT | 2 | 4 | |
| | | | | | | | | | | | | | | | 271 | N | LIU Brooklyn | 3 | 2 | |
| | | | | | | | | | | | | | | | 277 | N | Bucknell | 3 | 6 | |
| | | | | | | | | | | | | | | | 279 | N | Massachusetts | 1 | 10 | |
| LAST 15 GAMES | | | | | | | | | | | | | | | | | | | | |
| | | | | | | 76 | A | Hartford | 4 | 11 | 266 | H | NYIT | 8 | 5 | 266 | H | NYIT | 4 | 1 |
| | | | | | | 76 | A | Hartford | 1 | 4 | 266 | H | NYIT | 2 | 4 | 266 | H | NYIT | 2 | 4 |
| | | | | | | 76 | A | Hartford | 5 | 6 | 266 | H | NYIT | 4 | 9 | 271 | N | LIU Brooklyn | 3 | 2 |
| | | | | | | 205 | H | UMBC | 7 | 5 | | | | | | 277 | N | Bucknell | 3 | 6 |
| | | | | | | 205 | H | UMBC | 1 | 3 | | | | | | 279 | N | Massachusetts | 1 | 10 |

Non-Div. I Games: Thomas (ME) 8 4 Me.-Presque Isle 11 0

Maine

| | | | | |
|-----|---|------|---|---|
| 205 | H | UMBC | 6 | 3 |
| 266 | H | NYIT | 4 | 1 |

| RPI | S | Opponent | Score | |
|-----|---|---------------|-------|---|
| 279 | N | Massachusetts | 3 | 5 |

Maine

M
a
i
n
e

M
a
i
n
e

[illegible]

| | | | |
|--------------------------|------------------|----------|----------|
| Non-Div. I Games: | Rockhurst | 2 | 1 |
|--------------------------|------------------|----------|----------|

Saint Louis

| | | | | |
|----|---|----------|---|---|
| 90 | A | Illinois | 1 | 3 |
| 90 | A | Illinois | 4 | 6 |

| RPI | S | Opponent | Score | |
|-----|---|--------------|-------|---|
| 283 | H | George Mason | 3 | 2 |
| 290 | H | Chicago St. | 8 | 2 |
| 290 | H | Chicago St. | 7 | 1 |
| 290 | H | Chicago St. | 7 | 0 |

S
a
i
n
t
L
o
u
i
s

S
a
i
n
t
L
o
u
i
s

Saint Louis

| Average RPI Win: 242 | | WON-LOST | WINNING | LAST 15 | STRENGTH OF | | OPP. STRENGTH | TEAM | ADJ | CONF. | ADJ CONF. |
|-----------------------|----------|----------|-----------|----------|----------------|-------|-----------------|-------|-------------|-----------------|-----------|
| Average RPI Loss: 199 | | RECORD | PCT. RANK | GAMES | SCHEDULE | | OF SCHEDULE | RPI | RPI | RPI | RPI |
| DIV. I ONLY | | 20-22-0 | .47619 | 164 | 7-7-0 | | 289 | 247 | 270 | .43053 | 270 |
| DIV. I NON-CONF. | | 11-11-0 | .5 | 145 | 4-2-0 | | 270 | 230 | 245 | .44837 | 245 |
| TOTALS | | RPI 1-25 | RPI 26-50 | | W-L RECORDS | | RPI 51-100 | | RPI 101-150 | | RPI 150+ |
| 20-22-0 | | 0-0-0 | 0-0-0 | | OVERALL | | 1-1-0 | | 0-3-0 | | 19-18-0 |
| 14-10-0 | | 0-0-0 | 0-0-0 | | HOME | | 1-0-0 | | 0-3-0 | | 13-7-0 |
| 6-12-0 | | 0-0-0 | 0-0-0 | | AWAY | | 0-1-0 | | 0-0-0 | | 6-11-0 |
| 0-0-0 | | 0-0-0 | 0-0-0 | | NEUTRAL | | 0-0-0 | | 0-0-0 | | 0-0-0 |
| 11-11-0 | | 0-0-0 | 0-0-0 | | NON-CONFERENCE | | 1-1-0 | | 0-3-0 | | 10-7-0 |
| 8-6-0 | | 0-0-0 | 0-0-0 | | HOME | | 1-0-0 | | 0-3-0 | | 7-3-0 |
| 3-5-0 | | 0-0-0 | 0-0- | | AWAY | | 0-1-0 | | 0-0-0 | | 3-4-0 |
| 0-0-0 | | 0-0-0 | 0-0-0 | | NEUTRAL | | 0-0-0 | | 0-0-0 | | 0-0-0 |
| 9-11-0 | | 0-0-0 | 0-0-0 | | CONFERENCE | | 0-0-0 | | 0-0-0 | | 9-11-0 |
| 6-4-0 | | 0-0-0 | 0-0-0 | | HOME | | 0-0-0 | | 0-0-0 | | 6-4-0 |
| 3-7-0 | | 0-0-0 | 0-0-0 | | AWAY | | 0-0-0 | | 0-0-0 | | 3-7-0 |
| 0-0-0 | | 0-0-0 | 0-0-0 | | NEUTRAL | | 0-0-0 | | 0-0-0 | | 0-0-0 |
| RPI S | Opponent | Score | RPI S | Opponent | Score | RPI S | Opponent | Score | RPI S | Opponent | Score |
| | | | | | | 58 H | High Point | 14 1 | 113 H | Morehead St. | 1 4 |
| | | | | | | 64 A | Duke | 0 3 | 113 H | Morehead St. | 4 24 |
| | | | | | | | | | 113 H | Morehead St. | 2 4 |
| | | | | | | | | | 153 A | Longwood | 7 4 |
| | | | | | | | | | 153 H | Longwood | 5 3 |
| | | | | | | | | | 162 H | Campbell | 11 15 |
| | | | | | | | | | 163 A | Presbyterian | 6 15 |
| | | | | | | | | | 169 A | Florida A&M | 4 6 |
| | | | | | | | | | 169 A | Florida A&M | 3 6 |
| | | | | | | | | | 169 A | Florida A&M | 4 16 |
| | | | | | | | | | 206 A | Bethune-Cookman | 1 2 |
| | | | | | | | | | 206 A | Bethune-Cookman | 4 5 |
| | | | | | | | | | 206 A | Bethune-Cookman | 2 3 |
| | | | | | | | | | 206 H | Bethune-Cookman | 3 11 |
| | | | | | | | | | 206 H | Bethune-Cookman | 4 3 |
| | | | | | | | | | 206 H | Bethune-Cookman | 4 13 |
| | | | | | | | | | 222 H | Niagara | 13 10 |
| | | | | | | | | | 222 H | Niagara | 10 6 |
| | | | | | | | | | 222 H | Niagara | 7 3 |
| | | | | | | | | | 222 H | Niagara | 11 12 |
| | | | | | | | | | 242 H | NJIT | 8 4 |
| | | | | | | | | | 242 H | NJIT | 6 5 |
| | | | | | | | | | 242 H | NJIT | 4 5 |
| | | | | | | | | | 244 A | Charleston So. | 6 9 |
| | | | | | | | | | 250 A | Appalachian St. | 1 12 |
| | | | | | | | | | 250 H | Appalachian St. | 4 1 |
| | | | | | | | | | 284 A | Norfolk St. | 6 3 |
| LAST 15 GAMES | | | | | | | | | | | |
| | | | | | | 206 A | Bethune-Cookman | 4 5 | 64 A | Duke | 0 3 |
| | | | | | | 206 A | Bethune-Cookman | 1 2 | 285 A | UNC Asheville | 6 2 |
| | | | | | | 206 A | Bethune-Cookman | 2 3 | 285 A | UNC Asheville | 5 6 |
| | | | | | | 153 H | Longwood | 5 3 | | | |
| | | | | | | 287 H | N.C. A&T | 8 4 | | | |

Non-Div. I Games: Virginia St. 14 4

N.C. Central

| | | |
|----------------|---|---|
| 287 H N.C. A&T | 8 | 0 |
| 287 H N.C. A&T | 4 | 3 |

| RPI | S | Opponent | Score | |
|-----|---|---------------|-------|----|
| 284 | H | Norfolk St. | 9 | 13 |
| 285 | A | UNC Asheville | 6 | 2 |
| 285 | A | UNC Asheville | 5 | 6 |
| 285 | A | UNC Asheville | 5 | 2 |
| 287 | A | N.C. A&T | 7 | 4 |
| 287 | A | N.C. A&T | 8 | 6 |
| 287 | A | N.C. A&T | 2 | 15 |
| 287 | H | N.C. A&T | 8 | 0 |
| 287 | H | N.C. A&T | 4 | 3 |
| 287 | H | N.C. A&T | 8 | 4 |
| 288 | H | Savannah St. | 2 | 4 |
| 288 | H | Savannah St. | 9 | 5 |
| 288 | H | Savannah St. | 2 | 1 |

| Average RPI Win: 259 | | WON-LOST | WINNING | LAST 15 | STRENGTH OF | | OPP. STRENGTH | TEAM | ADJ | | CONF. | ADJ CONF. | |
|-----------------------|----------|----------|-----------|-------------------|-------------|-------|---------------|-------|-------------|-------------------|----------|-----------|----|
| Average RPI Loss: 159 | | RECORD | PCT. RANK | GAMES | SCHEDULE | | OF SCHEDULE | RPI | RPI | | RPI | RPI | |
| DIV. I ONLY | | 11-25-0 | .30556 | 266 | 6-9-0 | | 244 | 256 | 271 | .43044 | 271 | 27 | 27 |
| DIV. I NON-CONF. | | 6-16-0 | .27273 | 262 | 1-4-0 | | 268 | 248 | 273 | .42629 | 273 | 28 | 28 |
| TOTALS | | RPI 1-25 | RPI 26-50 | | W-L RECORDS | | RPI 51-100 | | RPI 101-150 | | RPI 150+ | | |
| 11-25-0 | 0-0-0 | 0-5-0 | | OVERALL | | 0-0-0 | | 1-9-0 | | 10-11-0 | | | |
| 4-7-0 | 0-0-0 | 0-0-0 | | HOME | | 0-0-0 | | 0-4-0 | | 4-3-0 | | | |
| 7-17-0 | 0-0-0 | 0-5-0 | | AWAY | | 0-0-0 | | 1-5-0 | | 6-7-0 | | | |
| 0-1-0 | 0-0-0 | 0-0-0 | | NEUTRAL | | 0-0-0 | | 0-0-0 | | 0-1-0 | | | |
| 6-16-0 | 0-0-0 | 0-3-0 | | NON-CONFERENCE | | 0-0-0 | | 1-5-0 | | 5-8-0 | | | |
| 0-3-0 | 0-0-0 | 0-0-0 | | HOME | | 0-0-0 | | 0-0-0 | | 0-3-0 | | | |
| 6-12-0 | 0-0-0 | 0-0- | | AWAY | | 0-0-0 | | 1-5-0 | | 5-4-0 | | | |
| 0-1-0 | 0-0-0 | 0-0-0 | | NEUTRAL | | 0-0-0 | | 0-0-0 | | 0-1-0 | | | |
| 5-9-0 | 0-0-0 | 0-2-0 | | CONFERENCE | | 0-0-0 | | 0-4-0 | | 5-3-0 | | | |
| 4-4-0 | 0-0-0 | 0-0-0 | | HOME | | 0-0-0 | | 0-4-0 | | 4-0-0 | | | |
| 1-5-0 | 0-0-0 | 0-2-0 | | AWAY | | 0-0-0 | | 0-0-0 | | 1-3-0 | | | |
| 0-0-0 | 0-0-0 | 0-0-0 | | NEUTRAL | | 0-0-0 | | 0-0-0 | | 0-0-0 | | | |
| RPI S | Opponent | Score | RPI S | Opponent | Score | RPI S | Opponent | Score | RPI S | Opponent | Score | | |
| | | | 27 A | Fla. Atlantic | 3 4 | | | | 111 A | Seton Hall | 6 3 | | |
| | | | 27 A | Fla. Atlantic | 2 17 | | | | 111 A | Seton Hall | 1 6 | | |
| | | | 27 A | Fla. Atlantic | 1 5 | | | | 111 A | Seton Hall | 0 10 | | |
| | | | 35 A | Bryant | 1 3 | | | | 130 H | Sacred Heart | 0 8 | | |
| | | | 35 A | Bryant | 1 5 | | | | 130 H | Sacred Heart | 0 11 | | |
| | | | | | | | | | 130 H | Sacred Heart | 2 5 | | |
| | | | | | | | | | 130 H | Sacred Heart | 0 5 | | |
| | | | | | | | | | 132 A | UCF | 7 12 | | |
| | | | | | | | | | 132 A | UCF | 2 5 | | |
| | | | | | | | | | 132 A | UCF | 3 4 | | |
| | | | | | | | | | 168 H | Stony Brook | 1 8 | | |
| | | | | | | | | | 217 A | Central Conn. St. | 1 3 | | |
| | | | | | | | | | 217 A | Central Conn. St. | 4 13 | | |
| | | | | | | | | | 217 A | Central Conn. St. | 1 4 | | |
| | | | | | | | | | 217 A | Central Conn. St. | 2 0 | | |
| | | | | | | | | | 230 H | Hofstra | 6 12 | | |
| | | | | | | | | | 264 A | Incarnate Word | 4 7 | | |
| | | | | | | | | | 264 A | Incarnate Word | 10 7 | | |
| | | | | | | | | | 264 A | Incarnate Word | 2 8 | | |
| | | | | | | | | | 266 H | NYIT | 3 4 | | |
| | | | | | | | | | 268 N | Maine | 2 3 | | |
| | | | | | | | | | 278 H | Wagner | 5 2 | | |
| | | | | | | | | | 278 H | Wagner | 9 1 | | |
| | | | | | | | | | 278 H | Wagner | 5 3 | | |
| | | | | | | | | | 278 H | Wagner | 4 1 | | |
| | | | | | | | | | 283 A | George Mason | 8 9 | | |
| | | | | | | | | | 283 A | George Mason | 10 7 | | |
| LAST 15 GAMES | | | 217 A | Central Conn. St. | 4 13 | 111 A | Seton Hall | 0 10 | 278 H | Wagner | 9 1 | | |
| | | | 217 A | Central Conn. St. | 1 4 | 168 H | Stony Brook | 1 8 | 278 H | Wagner | 5 3 | | |
| | | | 217 A | Central Conn. St. | 1 3 | 278 H | Wagner | 4 1 | 278 H | Wagner | 4 1 | | |
| | | | 217 A | Central Conn. St. | 2 0 | | | | 283 A | George Mason | 8 9 | | |
| | | | 230 H | Hofstra | 6 12 | | | | 283 A | George Mason | 10 7 | | |

Non-Div. I Games:

LIU Brooklyn

| | | | | |
|-----|---|------------|---|---|
| 111 | A | Seton Hall | 6 | 3 |
| 111 | A | Seton Hall | 1 | 6 |

| RPI | S | Opponent | Score | |
|-----|---|--------------|-------|---|
| 283 | A | George Mason | 11 | 2 |
| 288 | A | Savannah St. | 4 | 3 |
| 288 | A | Savannah St. | 2 | 3 |
| 288 | A | Savannah St. | 11 | 3 |

| Average RPI Win: | 221 | WON-LOST RECORD | WINNING PCT. RANK | LAST 15 GAMES | STRENGTH OF SCHEDULE | OPP. STRENGTH OF SCHEDULE | TEAM RPI | ADJ RPI | CONF. RPI | ADJ CONF. RPI | | |
|------------------|----------|-----------------|-------------------|----------------|----------------------|---------------------------|----------|-------------|-----------|---------------|-------|----|
| DIV. I ONLY | | 16-23-0 | .41026 | 215 | 4-11-0 | 272 | 142 | 272 | .42988 | 272 | 14 | 14 |
| DIV. I NON-CONF. | | 13-14-0 | .48148 | 162 | 2-4-0 | 297 | 176 | 284 | .41343 | 283 | 17 | 17 |
| <hr/> | | | | | | | | | | | | |
| TOTALS | RPI 1-25 | RPI 26-50 | | W-L RECORDS | | RPI 51-100 | | RPI 101-150 | | RPI 150+ | | |
| 16-23-0 | 0-0-0 | 0-6-0 | | OVERALL | | 1-3-0 | | 1-5-0 | | 14-9-0 | | |
| 12-13-0 | 0-0-0 | 0-0-0 | | HOME | | 1-3-0 | | 0-3-0 | | 11-7-0 | | |
| 4-10-0 | 0-0-0 | 0-6-0 | | AWAY | | 0-0-0 | | 1-2-0 | | 3-2-0 | | |
| 0-0-0 | 0-0-0 | 0-0-0 | | NEUTRAL | | 0-0-0 | | 0-0-0 | | 0-0-0 | | |
| 13-14-0 | 0-0-0 | 0-3-0 | | NON-CONFERENCE | | 1-3-0 | | 0-0-0 | | 12-8-0 | | |
| 10-9-0 | 0-0-0 | 0-0-0 | | HOME | | 1-3-0 | | 0-0-0 | | 9-6-0 | | |
| 3-5-0 | 0-0-0 | 0-0- | | AWAY | | 0-0-0 | | 0-0-0 | | 3-2-0 | | |
| 0-0-0 | 0-0-0 | 0-0-0 | | NEUTRAL | | 0-0-0 | | 0-0-0 | | 0-0-0 | | |
| 3-9-0 | 0-0-0 | 0-3-0 | | CONFERENCE | | 0-0-0 | | 1-5-0 | | 2-1-0 | | |
| 2-4-0 | 0-0-0 | 0-0-0 | | HOME | | 0-0-0 | | 0-3-0 | | 2-1-0 | | |
| 1-5-0 | 0-0-0 | 0-3-0 | | AWAY | | 0-0-0 | | 1-2-0 | | 0-0-0 | | |
| 0-0-0 | 0-0-0 | 0-0-0 | | NEUTRAL | | 0-0-0 | | 0-0-0 | | 0-0-0 | | |
| RPI | S | Opponent | Score | RPI | S | Opponent | Score | RPI | S | Opponent | Score | |
| | | | | 26 | A | UNCW | 5 15 | 54 | H | Tennessee | 2 11 | |
| | | | | 26 | A | UNCW | 7 17 | 94 | H | FGCU | 6 4 | |
| | | | | 26 | A | UNCW | 11 16 | 94 | H | FGCU | 10 11 | |
| | | | | 46 | A | UNCG | 5 6 | 94 | H | FGCU | 4 7 | |
| | | | | 46 | A | UNCG | 6 13 | | | | | |
| | | | | 46 | A | UNCG | 7 9 | | | | | |
| | | | | | | | | | | | | |
| | | | | | | | | | | | | |
| | | | | | | | | | | | | |
| | | | | | | | | | | | | |
| | | | | | | | | | | | | |
| | | | | | | | | | | | | |
| | | | | | | | | | | | | |
| | | | | | | | | | | | | |
| | | | | | | | | | | | | |
| | | | | | | | | | | | | |
| | | | | | | | | | | | | |
| | | | | | | | | | | | | |
| | | | | | | | | | | | | |
| | | | | | | | | | | | | |
| | | | | | | | | | | | | |
| | | | | | | | | | | | | |
| | | | | | | | | | | | | |
| | | | | | | | | | | | | |
| | | | | | | | | | | | | |
| | | | | | | | | | | | | |
| | | | | | | | | | | | | |
| | | | | | | | | | | | | |
| | | | | | | | | | | | | |
| | | | | | | | | | | | | |
| | | | | | | | | | | | | |
| | | | | | | | | | | | | |
| | | | | | | | | | | | | |
| | | | | | | | | | | | | |
| | | | | | | | | | | | | |
| | | | | | | | | | | | | |
| | | | | | | | | | | | | |
| | | | | | | | | | | | | |
| | | | | | | | | | | | | |
| | | | | | | | | | | | | |
| | | | | | | | | | | | | |
| | | | | | | | | | | | | |
| | | | | | | | | | | | | |
| | | | | | | | | | | | | |
| | | | | | | | | | | | | |
| | | | | | | | | | | | | |
| | | | | | | | | | | | | |
| | | | | | | | | | | | | |
| | | | | | | | | | | | | |
| | | | | | | | | | | | | |
| | | | | | | | | | | | | |
| | | | | | | | | | | | | |
| | | | | | | | | | | | | |
| | | | | | | | | | | | | |
| | | | | | | | | | | | | |
| | | | | | | | | | | | | |
| | | | | | | | | | | | | |
| | | | | | | | | | | | | |
| | | | | | | | | | | | | |
| | | | | | | | | | | | | |
| | | | | | | | | | | | | |
| | | | | | | | | | | | | |
| | | | | | | | | | | | | |
| | | | | | | | | | | | | |
| | | | | | | | | | | | | |
| | | | | | | | | | | | | |
| | | | | | | | | | | | | |
| | | | | | | | | | | | | |
| | | | | | | | | | | | | |
| | | | | | | | | | | | | |
| | | | | | | | | | | | | |
| | | | | | | | | | | | | |
| | | | | | | | | | | | | |
| | | | | | | | | | | | | |
| | | | | | | | | | | | | |
| | | | | | | | | | | | | |
| | | | | | | | | | | | | |
| | | | | | | | | | | | | |

Non-Div. I Games:

ETSU

| | | | | |
|----|---|------|---|----|
| 26 | A | UNCW | 7 | 17 |
| 26 | A | UNCW | 5 | 15 |

| RPI | S | Opponent | Score | |
|-----|---|----------|-------|---|
| 287 | A | N.C. A&T | 17 | 5 |
| 287 | H | N.C. A&T | 15 | 5 |

ETSU

E
T
S
U

E
T
S
U

| Average RPI Win: | | 245 | WON-LOST RECORD | | WINNING PCT. RANK | | LAST 15 GAMES | | STRENGTH OF SCHEDULE | | OPP. STRENGTH OF SCHEDULE | | TEAM RPI | | ADJ RPI | | CONF. RPI | | ADJ CONF. RPI | | | |
|-------------------|---|-----------------|-----------------|---------------|-------------------|----------------|---------------|-------------------|----------------------|-------------|---------------------------|-----------------|----------|------------|------------|-------|-----------|-------------|---------------|----------------|----|----|
| Average RPI Loss: | | 171 | | | | | | | | | | | | | | | | | | | | |
| DIV. I ONLY | | | 12-26-0 | | .31579 263 | | 5-9-0 | | 177 | | 286 | | 273 | | .42982 273 | | 21 | | 21 | | | |
| DIV. I NON-CONF. | | | 8-12-0 | | .4 206 | | 3-2-0 | | 243 | | 298 | | 267 | | .42966 267 | | 21 | | 21 | | | |
| TOTALS | | RPI 1-25 | | RPI 26-50 | | W-L RECORDS | | RPI 51-100 | | RPI 101-150 | | RPI 150+ | | | | | | | | | | |
| 12-26-0 | | 0-3-0 | | 0-3-0 | | OVERALL | | 0-1-0 | | 1-2-0 | | 11-17-0 | | | | | | | | | | |
| 8-12-0 | | 0-0-0 | | 0-3-0 | | HOME | | 0-1-0 | | 0-0-0 | | 8-8-0 | | | | | | | | | | |
| 4-14-0 | | 0-3-0 | | 0-0-0 | | AWAY | | 0-0-0 | | 1-2-0 | | 3-9-0 | | | | | | | | | | |
| 0-0-0 | | 0-0-0 | | 0-0-0 | | NEUTRAL | | 0-0-0 | | 0-0-0 | | 0-0-0 | | | | | | | | | | |
| 8-12-0 | | 0-3-0 | | 0-0-0 | | NON-CONFERENCE | | 0-1-0 | | 0-0-0 | | 8-8-0 | | | | | | | | | | |
| 5-6-0 | | 0-0-0 | | 0-0-0 | | HOME | | 0-1-0 | | 0-0-0 | | 5-5-0 | | | | | | | | | | |
| 3-6-0 | | 0-3-0 | | 0-0- | | AWAY | | 0-0-0 | | 0-0-0 | | 3-3-0 | | | | | | | | | | |
| 0-0-0 | | 0-0-0 | | 0-0-0 | | NEUTRAL | | 0-0-0 | | 0-0-0 | | 0-0-0 | | | | | | | | | | |
| 4-14-0 | | 0-0-0 | | 0-3-0 | | CONFERENCE | | 0-0-0 | | 1-2-0 | | 3-9-0 | | | | | | | | | | |
| 3-6-0 | | 0-0-0 | | 0-3-0 | | HOME | | 0-0-0 | | 0-0-0 | | 3-3-0 | | | | | | | | | | |
| 1-8-0 | | 0-0-0 | | 0-0-0 | | AWAY | | 0-0-0 | | 1-2-0 | | 0-6-0 | | | | | | | | | | |
| 0-0-0 | | 0-0-0 | | 0-0-0 | | NEUTRAL | | 0-0-0 | | 0-0-0 | | 0-0-0 | | | | | | | | | | |
| RPI | S | Opponent | | Score | | RPI | S | Opponent | | Score | | RPI | S | Opponent | | Score | | | | | | |
| 5 | A | Ole Miss | | 2 | 8 | 37 | H | Southeast Mo. St. | | 6 | 19 | 87 | H | Evansville | | 9 | 29 | 113 | A | Morehead St. | 6 | 4 |
| 13 | A | Mississippi St. | | 0 | 14 | 37 | H | Southeast Mo. St. | | 2 | 26 | | | | | | | 113 | A | Morehead St. | 4 | 10 |
| 17 | A | Vanderbilt | | 6 | 11 | 37 | H | Southeast Mo. St. | | 6 | 15 | | | | | | | 113 | A | Morehead St. | 7 | 26 |
| | | | | | | | | | | | | | | | | | | 204 | H | Murray St. | 4 | 7 |
| | | | | | | | | | | | | | | | | | | 204 | H | Murray St. | 19 | 6 |
| | | | | | | | | | | | | | | | | | | 204 | H | Murray St. | 6 | 5 |
| | | | | | | | | | | | | | | | | | | 211 | A | Tennessee Tech | 3 | 12 |
| | | | | | | | | | | | | | | | | | | 211 | A | Tennessee Tech | 2 | 10 |
| | | | | | | | | | | | | | | | | | | 211 | A | Tennessee Tech | 3 | 5 |
| | | | | | | | | | | | | | | | | | | 216 | H | Eastern Ky. | 4 | 5 |
| | | | | | | | | | | | | | | | | | | 216 | H | Eastern Ky. | 20 | 6 |
| | | | | | | | | | | | | | | | | | | 216 | H | Eastern Ky. | 1 | 16 |
| | | | | | | | | | | | | | | | | | | 224 | A | Lipscomb | 4 | 12 |
| | | | | | | | | | | | | | | | | | | 227 | A | Belmont | 3 | 7 |
| | | | | | | | | | | | | | | | | | | 227 | A | Belmont | 7 | 23 |
| | | | | | | | | | | | | | | | | | | 227 | A | Belmont | 8 | 10 |
| | | | | | | | | | | | | | | | | | | 228 | H | IPFW | 5 | 6 |
| | | | | | | | | | | | | | | | | | | 228 | H | IPFW | 3 | 2 |
| | | | | | | | | | | | | | | | | | | 228 | H | IPFW | 2 | 4 |
| | | | | | | | | | | | | | | | | | | 228 | H | IPFW | 12 | 7 |
| | | | | | | | | | | | | | | | | | | 258 | H | Buffalo | 5 | 8 |
| | | | | | | | | | | | | | | | | | | 258 | H | Buffalo | 8 | 15 |
| | | | | | | | | | | | | | | | | | | 258 | H | Buffalo | 3 | 5 |
| | | | | | | | | | | | | | | | | | | 289 | A | Jackson St. | 2 | 9 |
| | | | | | | | | | | | | | | | | | | 289 | A | Jackson St. | 18 | 9 |
| | | | | | | | | | | | | | | | | | | 289 | A | Jackson St. | 5 | 8 |
| | | | | | | | | | | | | | | | | | | 289 | A | Jackson St. | 12 | 2 |
| | | | | LAST 15 GAMES | | | | | | | | | | | | | | | | | | |
| | | | | 289 | H | Jackson St. | | 11 | 8 | 216 | H | Eastern Ky. | | 4 | 5 | 258 | H | Buffalo | | 3 | 5 | |
| | | | | 289 | H | Jackson St. | | 10 | 4 | 216 | H | Eastern Ky. | | 20 | 6 | 289 | A | Jackson St. | | 2 | 9 | |
| | | | | 289 | H | Jackson St. | | 13 | 3 | 13 | A | Mississippi St. | | 0 | 14 | 289 | A | Jackson St. | | 18 | 9 | |
| | | | | 113 | A | Morehead St. | | 7 | 26 | | | | | | | 289 | A | Jackson St. | | 5 | 8 | |
| | | | | 113 | A | Morehead St. | | 6 | 4 | | | | | | | 289 | A | Jackson St. | | 12 | 2 | |

Non-Div. I Games: Union (TN) 10 3

UT Martin

| | | |
|--------------------|---|----|
| 113 A Morehead St. | 4 | 10 |
| 216 H Eastern Ky. | 1 | 16 |

| RPI | S | Opponent | Score | |
|-----|---|-------------|-------|---|
| 289 | H | Jackson St. | 11 | 8 |
| 289 | H | Jackson St. | 13 | 3 |
| 289 | H | Jackson St. | 10 | 4 |
| 298 | A | Alabama A&M | 9 | 2 |

UT Martin

U
T
M
a
r
t
i
n

U
T
M
a
r
t
i
n

| Average RPI Win: 231 | | WON-LOST RECORD | WINNING PCT. RANK | LAST 15 GAMES | STRENGTH OF SCHEDULE | OPP. STRENGTH OF SCHEDULE | TEAM RPI | ADJ RPI | CONF. RPI | ADJ CONF. RPI | |
|------------------------------------------|----------|--------------------|-----------------------|------------------|-------------------------|------------------------------|-------------|--------------------|--------------|------------------|----------|
| Average RPI Loss: 172 | | | | | | | | | | | |
| DIV. I ONLY | | 15-18-0 | .45455 191 | 8-7-0 | 285 | 225 | 274 | .42765 274 | 26 | 26 | |
| DIV. I NON-CONF. | | 8-13-0 | .38095 220 | 1-2-0 | 287 | 188 | 282 | .41681 281 | 26 | 26 | |
| <hr/> | | | | | | | | | | | |
| TOTALS | | RPI 1-25 | RPI 26-50 | | W-L RECORDS | | RPI 51-100 | | RPI 101-150 | | RPI 150+ |
| 15-18-0 | | 0-1-0 | 1-2-0 | | OVERALL | | 0-0-0 | | 1-3-0 | | 13-12-0 |
| 12-7-0 | | 0-0-0 | 0-0-0 | | HOME | | 0-0-0 | | 1-2-0 | | 11-5-0 |
| 3-11-0 | | 0-1-0 | 1-2-0 | | AWAY | | 0-0-0 | | 0-1-0 | | 2-7-0 |
| 0-0-0 | | 0-0-0 | 0-0-0 | | NEUTRAL | | 0-0-0 | | 0-0-0 | | 0-0-0 |
| 8-13-0 | | 0-1-0 | 1-2-0 | | NON-CONFERENCE | | 0-0-0 | | 0-1-0 | | 7-9-0 |
| 7-3-0 | | 0-0-0 | 0-0-0 | | HOME | | 0-0-0 | | 0-0-0 | | 7-3-0 |
| 1-10-0 | | 0-1-0 | 1-0- | | AWAY | | 0-0-0 | | 0-1-0 | | 0-6-0 |
| 0-0-0 | | 0-0-0 | 0-0-0 | | NEUTRAL | | 0-0-0 | | 0-0-0 | | 0-0-0 |
| 7-5-0 | | 0-0-0 | 0-0-0 | | CONFERENCE | | 0-0-0 | | 1-2-0 | | 6-3-0 |
| 5-4-0 | | 0-0-0 | 0-0-0 | | HOME | | 0-0-0 | | 1-2-0 | | 4-2-0 |
| 2-1-0 | | 0-0-0 | 0-0-0 | | AWAY | | 0-0-0 | | 0-0-0 | | 2-1-0 |
| 0-0-0 | | 0-0-0 | 0-0-0 | | NEUTRAL | | 0-0-0 | | 0-0-0 | | 0-0-0 |
| RPI S | Opponent | Score | RPI S | Opponent | Score | RPI S | Opponent | Score | RPI S | Opponent | Score |
| 21 A | TCU | 0 13 | 47 A | Lamar | 1 4 | | 104 A | Texas | 5 7 | | |
| | | | 47 A | Lamar | 1 4 | | 138 H | Sacramento St. | 3 12 | | |
| | | | 47 A | Lamar | 7 3 | | 138 H | Sacramento St. | 3 2 | | |
| | | | | | | | 138 H | Sacramento St. | 3 5 | | |
| | | | | | | | 152 H | Texas St. | 4 3 | | |
| | | | | | | | 177 H | New Mexico St. | 9 3 | | |
| | | | | | | | 177 H | New Mexico St. | 3 7 | | |
| | | | | | | | 177 H | New Mexico St. | 3 12 | | |
| | | | | | | | 186 H | Washington St. | 3 1 | | |
| | | | | | | | 187 H | Houston Baptist | 2 6 | | |
| | | | | | | | 203 A | Abilene Christian | 1 3 | | |
| | | | | | | | 203 A | Abilene Christian | 2 7 | | |
| | | | | | | | 203 A | Abilene Christian | 2 5 | | |
| | | | | | | | 203 A | Abilene Christian | 5 6 | | |
| | | | | | | | 231 A | A&M-Corpus Christi | 4 5 | | |
| | | | | | | | 231 H | A&M-Corpus Christi | 2 9 | | |
| | | | | | | | 231 H | A&M-Corpus Christi | 3 6 | | |
| | | | | | | | 249 H | North Dakota | 12 2 | | |
| | | | | | | | 249 H | North Dakota | 8 4 | | |
| | | | | | | | 249 H | North Dakota | 2 1 | | |
| | | | | | | | 264 A | Incarnate Word | 5 6 | | |
| | | | | | | | 264 H | Incarnate Word | 4 3 | | |
| | | | | | | | 289 H | Jackson St. | 11 4 | | |
| | | | | | | | 289 H | Jackson St. | 10 4 | | |
| | | | | | | | 290 A | Chicago St. | 7 1 | | |
| | | | | | | | 290 A | Chicago St. | 7 12 | | |
| | | | | | | | 290 A | Chicago St. | 9 2 | | |
| Non-Div. I Games: Arlington Baptist 11 1 | | | Arlington Baptist 5 0 | | | Arlington Baptist 13 0 | | | UTRGV | | |

| | | | | |
|-----|---|--------------|----|---|
| 249 | H | North Dakota | 8 | 4 |
| 249 | H | North Dakota | 12 | 2 |

| RPI | S | Opponent | Score | |
|-----|---|--------------|-------|---|
| 296 | H | Prairie View | 7 | 6 |
| 296 | H | Prairie View | 11 | 9 |

UTRGV

U
T
R
G
V

U
T
R
G
V

| | | | | |
|-----|---|------------|---|---|
| 219 | A | Quinnipiac | 3 | 4 |
| 219 | A | Quinnipiac | 0 | 2 |

| RPI | S | Opponent | Score | |
|-----|---|---------------|-------|----|
| 285 | A | UNC Asheville | 6 | 5 |
| 285 | A | UNC Asheville | 10 | 9 |
| 287 | A | N.C. A&T | 13 | 14 |
| 287 | A | N.C. A&T | 5 | 12 |
| 287 | A | N.C. A&T | 7 | 3 |

Iona

I
o
n
a

I
o
n
a

| Average RPI Win: 285 | | WON-LOST RECORD | | WINNING PCT. RANK | | LAST 15 GAMES | | STRENGTH OF SCHEDULE | | OPP. STRENGTH OF SCHEDULE | | TEAM RPI | | ADJ RPI | | CONF. RPI | | ADJ CONF. RPI | |
|----------------------|---|----------------------|--|-------------------|--|----------------|---|----------------------|--|---------------------------|--|----------|---|------------------|--|-----------|--|---------------|--|
| DIV. I ONLY | | 17-20-0 | | .45946 181 | | 11-4-0 | | 286 | | 288 | | 276 | | .42603 276 | | 32 | | 32 | |
| DIV. I NON-CONF. | | 0-15-0 | | 0 296 | | 0-2-0 | | 168 | | 92 | | 296 | | .3759 296 | | 31 | | 31 | |
| TOTALS | | RPI 1-25 | | RPI 26-50 | | W-L RECORDS | | RPI 51-100 | | RPI 101-150 | | RPI 150+ | | | | | | | |
| 17-20-0 | | 0-1-0 | | 0-3-0 | | OVERALL | | 0-0-0 | | 0-2-0 | | 17-14-0 | | | | | | | |
| 11-7-0 | | 0-0-0 | | 0-3-0 | | HOME | | 0-0-0 | | 0-0-0 | | 11-4-0 | | | | | | | |
| 6-13-0 | | 0-1-0 | | 0-0-0 | | AWAY | | 0-0-0 | | 0-2-0 | | 6-9-0 | | | | | | | |
| 0-0-0 | | 0-0-0 | | 0-0-0 | | NEUTRAL | | 0-0-0 | | 0-0-0 | | 0-0-0 | | | | | | | |
| 0-15-0 | | 0-1-0 | | 0-3-0 | | NON-CONFERENCE | | 0-0-0 | | 0-2-0 | | 0-9-0 | | | | | | | |
| 0-6-0 | | 0-0-0 | | 0-3-0 | | HOME | | 0-0-0 | | 0-0-0 | | 0-3-0 | | | | | | | |
| 0-9-0 | | 0-1-0 | | 0-0- | | AWAY | | 0-0-0 | | 0-2-0 | | 0-6-0 | | | | | | | |
| 0-0-0 | | 0-0-0 | | 0-0-0 | | NEUTRAL | | 0-0-0 | | 0-0-0 | | 0-0-0 | | | | | | | |
| 17-5-0 | | 0-0-0 | | 0-0-0 | | CONFERENCE | | 0-0-0 | | 0-0-0 | | 17-5-0 | | | | | | | |
| 11-1-0 | | 0-0-0 | | 0-0-0 | | HOME | | 0-0-0 | | 0-0-0 | | 11-1-0 | | | | | | | |
| 6-4-0 | | 0-0-0 | | 0-0-0 | | AWAY | | 0-0-0 | | 0-0-0 | | 6-4-0 | | | | | | | |
| 0-0-0 | | 0-0-0 | | 0-0-0 | | NEUTRAL | | 0-0-0 | | 0-0-0 | | 0-0-0 | | | | | | | |
| RPI | S | Opponent | | Score | | RPI | S | Opponent | | Score | | RPI | S | Opponent | | Score | | | |
| 21 | A | TCU | | 3 17 | | 37 | H | Southeast Mo. St. | | 0 10 | | 102 | A | Missouri | | 0 2 | | | |
| | | | | | | 37 | H | Southeast Mo. St. | | 2 8 | | 103 | A | Little Rock | | 2 7 | | | |
| | | | | | | 37 | H | Southeast Mo. St. | | 2 9 | | 151 | A | Kansas St. | | 9 15 | | | |
| | | | | | | | | | | | | 151 | A | Kansas St. | | 8 13 | | | |
| | | | | | | | | | | | | 151 | A | Kansas St. | | 8 18 | | | |
| | | | | | | | | | | | | 167 | A | Central Ark. | | 3 4 | | | |
| | | | | | | | | | | | | 167 | A | Central Ark. | | 0 4 | | | |
| | | | | | | | | | | | | 181 | H | North Dakota St. | | 7 8 | | | |
| | | | | | | | | | | | | 181 | H | North Dakota St. | | 0 2 | | | |
| | | | | | | | | | | | | 181 | H | North Dakota St. | | 4 7 | | | |
| | | | | | | | | | | | | 213 | A | Memphis | | 5 6 | | | |
| | | | | | | | | | | | | 221 | H | Grambling | | 12 4 | | | |
| | | | | | | | | | | | | 221 | H | Grambling | | 8 7 | | | |
| | | | | | | | | | | | | 221 | H | Grambling | | 1 7 | | | |
| | | | | | | | | | | | | 286 | A | Texas Southern | | 5 6 | | | |
| | | | | | | | | | | | | 286 | A | Texas Southern | | 17 4 | | | |
| | | | | | | | | | | | | 286 | A | Texas Southern | | 4 9 | | | |
| | | | | | | | | | | | | 286 | H | Texas Southern | | 7 4 | | | |
| | | | | | | | | | | | | 286 | H | Texas Southern | | 5 2 | | | |
| | | | | | | | | | | | | 286 | H | Texas Southern | | 8 6 | | | |
| | | | | | | | | | | | | 292 | A | Alcorn | | 7 3 | | | |
| | | | | | | | | | | | | 293 | A | Southern U. | | 7 2 | | | |
| | | | | | | | | | | | | 293 | A | Southern U. | | 10 9 | | | |
| | | | | | | | | | | | | 293 | A | Southern U. | | 3 5 | | | |
| | | | | | | | | | | | | 296 | A | Prairie View | | 13 17 | | | |
| | | | | | | | | | | | | 296 | A | Prairie View | | 11 7 | | | |
| | | | | | | | | | | | | 296 | A | Prairie View | | 9 0 | | | |
| LAST 15 GAMES | | | | | | | | | | | | | | | | | | | |
| | | 296 A Prairie View | | 9 0 | | | | 298 H Alabama A&M | | 5 2 | | | | | | | | | |
| | | 296 A Prairie View | | 13 17 | | | | 298 H Alabama A&M | | 1 0 | | | | | | | | | |
| | | 296 A Prairie View | | 11 7 | | | | 298 H Alabama A&M | | 4 3 | | | | | | | | | |
| | | 292 A Alcorn | | 7 3 | | | | | | | | | | | | | | | |
| | | 286 H Texas Southern | | 8 6 | | | | | | | | | | | | | | | |

Non-Div. I Games:

Ark.-Pine Bluff

| | | | | |
|-----|---|----------------|---|---|
| 286 | H | Texas Southern | 5 | 2 |
| 286 | H | Texas Southern | 7 | 4 |

| RPI | S | Opponent | Score | |
|-----|---|--------------|-------|---|
| 296 | H | Prairie View | 21 | 1 |
| 296 | H | Prairie View | 12 | 0 |
| 296 | H | Prairie View | 11 | 1 |
| 298 | H | Alabama A&M | 5 | 2 |
| 298 | H | Alabama A&M | 4 | 3 |
| 298 | H | Alabama A&M | 1 | 0 |

Ark.-Pine Bluff

A
r
k
.
-
P
i
n
e
B
l
u
f
f

A
r
k
.
-
P
i
n
e
B
l
u
f
f

| Average RPI Win: 222 | | WON-LOST RECORD | | WINNING PCT. RANK | | LAST 15 GAMES | | STRENGTH OF SCHEDULE | | OPP. STRENGTH OF SCHEDULE | | TEAM RPI | | ADJ RPI | | CONF. RPI | | ADJ CONF. RPI | |
|----------------------|---|--------------------|--|-------------------|---|----------------|---|----------------------|--|---------------------------|----|----------|---|-----------------|--|-----------|----|---------------|--|
| DIV. I ONLY | | 16-28-0 | | .36364 240 | | 4-11-0 | | 274 | | 258 | | 277 | | .42532 277 | | 29 | | 29 | |
| DIV. I NON-CONF. | | 9-19-0 | | .32143 244 | | 0-3-0 | | 239 | | 253 | | 264 | | .43157 264 | | 29 | | 29 | |
| TOTALS | | RPI 1-25 | | RPI 26-50 | | W-L RECORDS | | RPI 51-100 | | RPI 101-150 | | RPI 150+ | | | | | | | |
| 16-28-0 | | 0-1-0 | | 1-0-0 | | OVERALL | | 0-2-0 | | 0-5-0 | | 15-20-0 | | | | | | | |
| 6-10-0 | | 0-0-0 | | 0-0-0 | | HOME | | 0-0-0 | | 0-0-0 | | 6-10-0 | | | | | | | |
| 8-13-0 | | 0-1-0 | | 0-0-0 | | AWAY | | 0-2-0 | | 0-2-0 | | 8-8-0 | | | | | | | |
| 2-5-0 | | 0-0-0 | | 1-0-0 | | NEUTRAL | | 0-0-0 | | 0-3-0 | | 1-2-0 | | | | | | | |
| 9-19-0 | | 0-1-0 | | 1-0-0 | | NON-CONFERENCE | | 0-2-0 | | 0-5-0 | | 8-11-0 | | | | | | | |
| 3-5-0 | | 0-0-0 | | 0-0-0 | | HOME | | 0-0-0 | | 0-0-0 | | 3-5-0 | | | | | | | |
| 4-9-0 | | 0-1-0 | | 0-0- | | AWAY | | 0-2-0 | | 0-2-0 | | 4-4-0 | | | | | | | |
| 2-5-0 | | 0-0-0 | | 1-0-0 | | NEUTRAL | | 0-0-0 | | 0-3-0 | | 1-2-0 | | | | | | | |
| 7-9-0 | | 0-0-0 | | 0-0-0 | | CONFERENCE | | 0-0-0 | | 0-0-0 | | 7-9-0 | | | | | | | |
| 3-5-0 | | 0-0-0 | | 0-0-0 | | HOME | | 0-0-0 | | 0-0-0 | | 3-5-0 | | | | | | | |
| 4-4-0 | | 0-0-0 | | 0-0-0 | | AWAY | | 0-0-0 | | 0-0-0 | | 4-4-0 | | | | | | | |
| 0-0-0 | | 0-0-0 | | 0-0-0 | | NEUTRAL | | 0-0-0 | | 0-0-0 | | 0-0-0 | | | | | | | |
| RPI | S | Opponent | | Score | | RPI | S | Opponent | | Score | | RPI | S | Opponent | | Score | | | |
| 8 | A | North Carolina St. | | 2 | 5 | 45 | N | Notre Dame | | 6 | 5 | 93 | A | Penn St. | | 5 | 9 | | |
| | | | | | | | | | | | | 93 | A | Penn St. | | 1 | 8 | | |
| | | | | | | | | | | | | 118 | A | Saint Joseph's | | 5 | 6 | | |
| | | | | | | | | | | | | 139 | A | Binghamton | | 2 | 14 | | |
| | | | | | | | | | | | | 146 | N | Bradley | | 2 | 8 | | |
| | | | | | | | | | | | | 146 | N | Bradley | | 8 | 10 | | |
| | | | | | | | | | | | | 146 | N | Bradley | | 4 | 12 | | |
| | | | | | | | | | | | | 175 | H | Holy Cross | | 6 | 10 | | |
| | | | | | | | | | | | | 175 | H | Holy Cross | | 0 | 3 | | |
| | | | | | | | | | | | | 175 | H | Holy Cross | | 3 | 5 | | |
| | | | | | | | | | | | | 175 | H | Holy Cross | | 10 | 12 | | |
| | | | | | | | | | | | | 193 | A | James Madison | | 9 | 1 | | |
| | | | | | | | | | | | | 193 | A | James Madison | | 4 | 2 | | |
| | | | | | | | | | | | | 193 | A | James Madison | | 3 | 9 | | |
| | | | | | | | | | | | | 193 | A | James Madison | | 6 | 7 | | |
| | | | | | | | | | | | | 199 | H | Yale | | 4 | 5 | | |
| | | | | | | | | | | | | 199 | H | Yale | | 0 | 10 | | |
| | | | | | | | | | | | | 199 | H | Yale | | 5 | 0 | | |
| | | | | | | | | | | | | 199 | H | Yale | | 13 | 9 | | |
| | | | | | | | | | | | | 211 | A | Tennessee Tech | | 3 | 9 | | |
| | | | | | | | | | | | | 211 | A | Tennessee Tech | | 6 | 5 | | |
| | | | | | | | | | | | | 211 | A | Tennessee Tech | | 3 | 2 | | |
| | | | | | | | | | | | | 229 | N | Dartmouth | | 4 | 6 | | |
| | | | | | | | | | | | | 232 | A | St. Bonaventure | | 4 | 6 | | |
| | | | | | | | | | | | | 240 | A | Army West Point | | 6 | 2 | | |
| | | | | | | | | | | | | 240 | A | Army West Point | | 4 | 7 | | |
| | | | | | | | | | | | | 240 | A | Army West Point | | 2 | 3 | | |
| | | | | | | | | | | | | 240 | A | Army West Point | | 4 | 2 | | |
| | | | | | | | | | | | | 241 | H | Cornell | | 2 | 3 | | |
| LAST 15 GAMES | | | | | | | | | | | | | | | | | | | |
| | | | | | | 175 | H | Holy Cross | | 10 | 12 | 261 | A | Lafayette | | 5 | 6 | | |
| | | | | | | 175 | H | Holy Cross | | 3 | 5 | 261 | A | Lafayette | | 4 | 1 | | |
| | | | | | | 175 | H | Holy Cross | | 6 | 10 | 93 | A | Penn St. | | 1 | 8 | | |
| | | | | | | 175 | H | Holy Cross | | 0 | 3 | | | | | | | | |
| | | | | | | 93 | A | Penn St. | | 5 | 9 | | | | | | | | |

Non-Div. I Games:

Bucknell

| | | | | |
|-----|---|-----------|---|---|
| 261 | A | Lafayette | 4 | 6 |
| 261 | A | Lafayette | 5 | 3 |

| RPI | S | Opponent | Score | |
|-----|---|-----------|-------|----|
| 241 | H | Cornell | 12 | 3 |
| 241 | H | Cornell | 6 | 8 |
| 241 | H | Cornell | 2 | 5 |
| 260 | N | Brown | 0 | 2 |
| 261 | A | Lafayette | 4 | 6 |
| 261 | A | Lafayette | 5 | 3 |
| 261 | A | Lafayette | 4 | 1 |
| 261 | A | Lafayette | 5 | 6 |
| 265 | H | Lehigh | 11 | 2 |
| 265 | H | Lehigh | 4 | 3 |
| 265 | H | Lehigh | 1 | 10 |
| 265 | H | Lehigh | 7 | 5 |
| 268 | N | Maine | 6 | 3 |

W
a
g
n
e
r

Wagner

| | | |
|-------------|---|---|
| 35 A Bryant | 1 | 5 |
| 35 A Bryant | 2 | 3 |

W
a
g
n
e
r

W
a
g
n
e
r

| Average RPI Win: | 223 | WON-LOST | WINNING | LAST 15 | STRENGTH OF | OPP. STRENGTH | TEAM | ADJ | CONF. | ADJ CONF. | |
|-------------------|----------|-----------|----------------|----------|-------------|---------------|----------------|----------|-------|-------------------|-------|
| Average RPI Loss: | 190 | RECORD | PCT. RANK | GAMES | SCHEDULE | OF SCHEDULE | RPI | RPI | RPI | RPI | |
| DIV. I ONLY | 11-18-0 | .37931 | 231 | 7-8-0 | 277 | 246 | 279 | .4221 | 279 | 23 | 23 |
| DIV. I NON-CONF. | 7-10-0 | .41176 | 201 | 4-2-0 | 293 | 205 | 277 | .42242 | 277 | 27 | 27 |
| TOTALS | RPI 1-25 | RPI 26-50 | W-L RECORDS | | RPI 51-100 | RPI 101-150 | | RPI 150+ | | | |
| 11-18-0 | 0-0-0 | 0-0-0 | OVERALL | | 1-2-0 | 0-3-0 | | 10-13-0 | | | |
| 5-6-0 | 0-0-0 | 0-0-0 | HOME | | 1-1-0 | 0-3-0 | | 4-2-0 | | | |
| 3-8-0 | 0-0-0 | 0-0-0 | AWAY | | 0-1-0 | 0-0-0 | | 3-7-0 | | | |
| 3-4-0 | 0-0-0 | 0-0-0 | NEUTRAL | | 0-0-0 | 0-0-0 | | 3-4-0 | | | |
| 7-10-0 | 0-0-0 | 0-0-0 | NON-CONFERENCE | | 1-2-0 | 0-0-0 | | 6-8-0 | | | |
| 3-2-0 | 0-0-0 | 0-0-0 | HOME | | 1-1-0 | 0-0-0 | | 2-1-0 | | | |
| 1-4-0 | 0-0-0 | 0-0- | AWAY | | 0-1-0 | 0-0-0 | | 1-3-0 | | | |
| 3-4-0 | 0-0-0 | 0-0-0 | NEUTRAL | | 0-0-0 | 0-0-0 | | 3-4-0 | | | |
| 4-8-0 | 0-0-0 | 0-0-0 | CONFERENCE | | 0-0-0 | 0-3-0 | | 4-5-0 | | | |
| 2-4-0 | 0-0-0 | 0-0-0 | HOME | | 0-0-0 | 0-3-0 | | 2-1-0 | | | |
| 2-4-0 | 0-0-0 | 0-0-0 | AWAY | | 0-0-0 | 0-0-0 | | 2-4-0 | | | |
| 0-0-0 | 0-0-0 | 0-0-0 | NEUTRAL | | 0-0-0 | 0-0-0 | | 0-0-0 | | | |
| RPI S | Opponent | Score | RPI S | Opponent | Score | RPI S | Opponent | Score | RPI S | Opponent | Score |
| | | | | | | 52 A | Boston College | 1 2 | 118 H | Saint Joseph's | 1 3 |
| | | | | | | 52 H | Boston College | 5 11 | 118 H | Saint Joseph's | 1 6 |
| | | | | | | 65 H | UConn | 9 5 | 118 H | Saint Joseph's | 7 17 |
| | | | | | | | | | 175 H | Holy Cross | 3 6 |
| | | | | | | | | | 188 A | Davidson | 4 5 |
| | | | | | | | | | 188 A | Davidson | 7 1 |
| | | | | | | | | | 188 A | Davidson | 2 10 |
| | | | | | | | | | 190 A | Northeastern | 3 2 |
| | | | | | | | | | 217 H | Central Conn. St. | 6 5 |
| | | | | | | | | | 226 H | Harvard | 6 2 |
| | | | | | | | | | 226 N | Harvard | 5 9 |
| | | | | | | | | | 226 N | Harvard | 1 5 |
| | | | | | | | | | 232 A | St. Bonaventure | 3 7 |
| | | | | | | | | | 232 A | St. Bonaventure | 3 5 |
| | | | | | | | | | 232 A | St. Bonaventure | 3 2 |
| | | | | | | | | | 240 N | Army West Point | 6 2 |
| | | | | | | | | | 240 N | Army West Point | 5 6 |
| | | | | | | | | | 240 N | Army West Point | 3 10 |
| | | | | | | | | | 244 A | Charleston So. | 8 12 |
| | | | | | | | | | 244 A | Charleston So. | 2 7 |
| | | | | | | | | | 244 A | Charleston So. | 1 3 |
| | | | | | | | | | 268 N | Maine | 5 3 |
| | | | | | | | | | 268 N | Maine | 10 1 |
| | | | | | | | | | 281 H | La Salle | 8 2 |
| | | | | | | | | | 281 H | La Salle | 8 3 |
| | | | | | | | | | 281 H | La Salle | 3 5 |
| | | | | | | | | | | | |
| | | | | | | | | | | | |
| | | | | | | | | | | | |
| | | | | | | | | | | | |
| | | | | | | | | | | | |
| | | | | | | | | | | | |
| | | | | | | | | | | | |
| | | | | | | | | | | | |
| | | | | | | | | | | | |
| | | | | | | | | | | | |
| | | | | | | | | | | | |
| | | | | | | | | | | | |
| | | | | | | | | | | | |
| | | | | | | | | | | | |
| | | | | | | | | | | | |
| | | | | | | | | | | | |
| | | | | | | | | | | | |
| | | | | | | | | | | | |
| | | | | | | | | | | | |
| | | | | | | | | | | | |
| | | | | | | | | | | | |
| | | | | | | | | | | | |
| | | | | | | | | | | | |
| | | | | | | | | | | | |
| | | | | | | | | | | | |
| | | | | | | | | | | | |
| | | | | | | | | | | | |
| | | | | | | | | | | | |
| | | | | | | | | | | | |
| | | | | | | | | | | | |
| | | | | | | | | | | | |
| | | | | | | | | | | | |
| | | | | | | | | | | | |
| | | | | | | | | | | | |
| | | | | | | | | | | | |
| | | | | | | | | | | | |
| | | | | | | | | | | | |
| | | | | | | | | | | | |
| | | | | | | | | | | | |
| | | | | | | | | | | | |
| | | | | | | | | | | | |
| | | | | | | | | | | | |
| | | | | | | | | | | | |
| | | | | | | | | | | | |
| | | | | | | | | | | | |
| | | | | | | | | | | | |
| | | | | | | | | | | | |
| | | | | | | | | | | | |
| | | | | | | | | | | | |
| | | | | | | | | | | | |
| | | | | | | | | | | | |
| | | | | | | | | | | | |

Non-Div. I Games:

Massachusetts

| | | |
|----------------------|---|----|
| 118 H Saint Joseph's | 7 | 17 |
| 118 H Saint Joseph's | 1 | 6 |

M
a
s
s
a
c
h
u
s
e
t
t
s

M
a
s
s
a
c
h
u
s
e
t
t
s

| Average RPI Win: 204 | | WON-LOST | WINNING | LAST 15 | STRENGTH OF | | OPP. STRENGTH | TEAM | ADJ | | CONF. | ADJ CONF. |
|-----------------------|------------|-------------------|---------------|-----------|------------------|---------------|----------------|-------------------|---------------|----------------|-------------------|-----------|
| Average RPI Loss: 163 | | RECORD | PCT. RANK | GAMES | SCHEDULE | | OF SCHEDULE | RPI | RPI | | RPI | RPI |
| DIV. I ONLY | | 10-28-0 | .26316 | 277 | 3-11-0 | | 225 | 210 | 280 | | .4216 | 280 |
| DIV. I NON-CONF. | | 7-22-0 | .24138 | 271 | 0-5-0 | | 263 | 238 | 286 | | .40587 | 286 |
| TOTALS | | RPI 1-25 | RPI 26-50 | | W-L RECORDS | | RPI 51-100 | | RPI 101-150 | | RPI 150+ | |
| 10-28-0 | | 0-3-0 | 0-0-0 | | OVERALL | | 1-4-0 | | 1-8-0 | | 8-13-0 | |
| 5-5-0 | | 0-0-0 | 0-0-0 | | HOME | | 0-1-0 | | 1-2-0 | | 4-2-0 | |
| 3-19-0 | | 0-3-0 | 0-0-0 | | AWAY | | 0-2-0 | | 0-5-0 | | 3-9-0 | |
| 2-4-0 | | 0-0-0 | 0-0-0 | | NEUTRAL | | 1-1-0 | | 0-1-0 | | 1-2-0 | |
| 7-22-0 | | 0-0-0 | 0-0-0 | | NON-CONFERENCE | | 1-4-0 | | 1-8-0 | | 5-10-0 | |
| 3-4-0 | | 0-0-0 | 0-0-0 | | HOME | | 0-1-0 | | 1-2-0 | | 2-1-0 | |
| 2-14-0 | | 0-0-0 | 0-0- | | AWAY | | 0-2-0 | | 0-5-0 | | 2-7-0 | |
| 2-4-0 | | 0-0-0 | 0-0-0 | | NEUTRAL | | 1-1-0 | | 0-1-0 | | 1-2-0 | |
| 3-6-0 | | 0-3-0 | 0-0-0 | | CONFERENCE | | 0-0-0 | | 0-0-0 | | 3-3-0 | |
| 2-1-0 | | 0-0-0 | 0-0-0 | | HOME | | 0-0-0 | | 0-0-0 | | 2-1-0 | |
| 1-5-0 | | 0-3-0 | 0-0-0 | | AWAY | | 0-0-0 | | 0-0-0 | | 1-2-0 | |
| 0-0-0 | | 0-0-0 | 0-0-0 | | NEUTRAL | | 0-0-0 | | 0-0-0 | | 0-0-0 | |
| RPI S | Opponent | Score | RPI S | Opponent | Score | RPI S | Opponent | Score | RPI S | Opponent | Score | |
| 20 A | Creighton | 1 2 | | | | 52 N | Boston College | 12 10 | 106 A | Samford | 1 14 | |
| 20 A | Creighton | 3 4 | | | | 72 N | Michigan St. | 2 9 | 106 A | Samford | 3 4 | |
| 20 A | Creighton | 4 6 | | | | 98 A | Indiana St. | 9 13 | 106 A | Samford | 1 16 | |
| | | | | | | 98 A | Indiana St. | 2 7 | 106 A | Samford | 2 12 | |
| | | | | | | 98 H | Indiana St. | 1 6 | 117 A | Indiana | 1 27 | |
| | | | | | | | | | 117 N | Indiana | 1 2 | |
| | | | | | | | | | 146 H | Bradley | 5 9 | |
| | | | | | | | | | 146 H | Bradley | 3 1 | |
| | | | | | | | | | 147 H | Miami (OH) | 3 10 | |
| | | | | | | | | | 174 H | Georgetown | 1 3 | |
| | | | | | | | | | 174 H | Georgetown | 12 6 | |
| | | | | | | | | | 174 H | Georgetown | 3 2 | |
| | | | | | | | | | 228 A | IPFW | 0 1 | |
| | | | | | | | | | 228 H | IPFW | 4 1 | |
| | | | | | | | | | 244 A | Charleston So. | 4 3 | |
| | | | | | | | | | 244 A | Charleston So. | 1 2 | |
| | | | | | | | | | 244 A | Charleston So. | 3 7 | |
| | | | | | | | | | 246 A | Villanova | 11 6 | |
| | | | | | | | | | 246 A | Villanova | 2 3 | |
| | | | | | | | | | 246 A | Villanova | 1 9 | |
| | | | | | | | | | 247 N | Illinois St. | 2 9 | |
| | | | | | | | | | 248 A | Northern Ky. | 3 8 | |
| | | | | | | | | | 251 N | Northwestern | 10 9 | |
| | | | | | | | | | 255 H | Western Mich. | 7 3 | |
| | | | | | | | | | 255 H | Western Mich. | 0 2 | |
| | | | | | | | | | 257 A | Dayton | 0 3 | |
| | | | | | | | | | 263 N | Central Mich. | 3 8 | |
| LAST 15 GAMES | | | LAST 15 GAMES | | | LAST 15 GAMES | | | LAST 15 GAMES | | | |
| 174 H | Georgetown | 12 6 | 228 A | IPFW | 0 1 | 174 H | Georgetown | 1 3 | 246 A | Villanova | 2 3 | |
| 174 H | Georgetown | 3 2 | 246 A | Villanova | 11 6 | 174 H | Georgetown | 3 10 | | | | |
| 147 H | Miami (OH) | 3 10 | | | | 20 A | Creighton | 3 4 | | | | |

Non-Div. I Games: Cleary 12 3 Marian (IN) 15 4

Butler

| | | | | |
|----|---|-----------|---|---|
| 20 | A | Creighton | 4 | 6 |
| 20 | A | Creighton | 1 | 2 |

| RPI | S | Opponent | Score | |
|-----|---|-------------|-------|----|
| 269 | A | Saint Louis | 12 | 13 |
| 269 | A | Saint Louis | 8 | 6 |
| 269 | A | Saint Louis | 4 | 9 |

Butler

B
u
t
l
e
r

B
u
t
l
e
r

| Average RPI Win: 245 | | WON-LOST | WINNING | LAST 15 | STRENGTH OF | | OPP. STRENGTH | TEAM | ADJ | | CONF. | ADJ CONF. | |
|-----------------------|-------|----------|-----------|----------------|-------------|---------------------|---------------|-------------------------|-------------|----------|----------|-----------|----|
| Average RPI Loss: 181 | | RECORD | PCT. RANK | GAMES | SCHEDULE | | OF SCHEDULE | RPI | RPI | | RPI | RPI | |
| DIV. I ONLY | | 11-30-0 | .26829 | 276 | 4-11-0 | | 233 | 273 | 282 | .41995 | 281 | 23 | 23 |
| DIV. I NON-CONF. | | 8-21-0 | .27586 | 261 | 1-3-0 | | 262 | 281 | 279 | .42104 | 279 | 27 | 27 |
| TOTALS | | RPI 1-25 | RPI 26-50 | | W-L RECORDS | | RPI 51-100 | | RPI 101-150 | | RPI 150+ | | |
| 11-30-0 | 0-0-0 | 0-0-0 | | OVERALL | | 0-5-0 | | 0-0-0 | | 11-25-0 | | | |
| 5-7-0 | 0-0-0 | 0-0-0 | | HOME | | 0-3-0 | | 0-0-0 | | 5-4-0 | | | |
| 6-23-0 | 0-0-0 | 0-0-0 | | AWAY | | 0-2-0 | | 0-0-0 | | 6-20-0 | | | |
| 0-0-0 | 0-0-0 | 0-0-0 | | NEUTRAL | | 0-0-0 | | 0-0-0 | | 0-0-0 | | | |
| 8-21-0 | 0-0-0 | 0-0-0 | | NON-CONFERENCE | | 0-2-0 | | 0-0-0 | | 8-19-0 | | | |
| 4-2-0 | 0-0-0 | 0-0-0 | | HOME | | 0-0-0 | | 0-0-0 | | 4-2-0 | | | |
| 4-19-0 | 0-0-0 | 0-0- | | AWAY | | 0-2-0 | | 0-0-0 | | 4-17-0 | | | |
| 0-0-0 | 0-0-0 | 0-0-0 | | NEUTRAL | | 0-0-0 | | 0-0-0 | | 0-0-0 | | | |
| 3-9-0 | 0-0-0 | 0-0-0 | | CONFERENCE | | 0-3-0 | | 0-0-0 | | 3-6-0 | | | |
| 1-5-0 | 0-0-0 | 0-0-0 | | HOME | | 0-3-0 | | 0-0-0 | | 1-2-0 | | | |
| 2-4-0 | 0-0-0 | 0-0-0 | | AWAY | | 0-0-0 | | 0-0-0 | | 2-4-0 | | | |
| 0-0-0 | 0-0-0 | 0-0-0 | | NEUTRAL | | 0-0-0 | | 0-0-0 | | 0-0-0 | | | |
| RPI | S | Opponent | Score | RPI | S | Opponent | Score | RPI | S | Opponent | Score | | |
| | | | | | | 58 A High Point | 0 4 | 158 A St. John's (NY) | | 0 15 | | | |
| | | | | | | 58 A High Point | 1 5 | 158 A St. John's (NY) | | 7 16 | | | |
| | | | | | | 88 H VCU | 1 9 | 158 A St. John's (NY) | | 2 9 | | | |
| | | | | | | 88 H VCU | 1 2 | 163 A Presbyterian | | 3 10 | | | |
| | | | | | | 88 H VCU | 1 4 | 163 A Presbyterian | | 6 3 | | | |
| | | | | | | | | 163 A Presbyterian | | 0 6 | | | |
| | | | | | | | | 173 A Winthrop | | 0 9 | | | |
| | | | | | | | | 173 A Winthrop | | 3 7 | | | |
| | | | | | | | | 173 A Winthrop | | 5 9 | | | |
| | | | | | | | | 173 A Winthrop | | 2 11 | | | |
| | | | | | | | | 178 A Delaware | | 1 22 | | | |
| | | | | | | | | 178 H Delaware | | 2 4 | | | |
| | | | | | | | | 191 H Canisius | | 4 3 | | | |
| | | | | | | | | 192 H Fordham | | 16 4 | | | |
| | | | | | | | | 192 H Fordham | | 0 9 | | | |
| | | | | | | | | 192 H Fordham | | 2 6 | | | |
| | | | | | | | | 197 A Elon | | 6 7 | | | |
| | | | | | | | | 197 A Elon | | 4 7 | | | |
| | | | | | | | | 197 A Elon | | 3 10 | | | |
| | | | | | | | | 210 A George Washington | | 3 4 | | | |
| | | | | | | | | 210 A George Washington | | 6 3 | | | |
| | | | | | | | | 210 A George Washington | | 1 2 | | | |
| | | | | | | | | 220 A Rider | | 2 5 | | | |
| | | | | | | | | 223 A Penn | | 3 7 | | | |
| | | | | | | | | 246 A Villanova | | 2 5 | | | |
| | | | | | | | | 246 H Villanova | | 3 1 | | | |
| | | | | | | | | 272 A ETSU | | 6 4 | | | |
| LAST 15 GAMES | | | | | | | | | | | | | |
| | | | | | | 279 A Massachusetts | 2 8 | 88 H VCU | | 1 4 | | | |
| | | | | | | 279 A Massachusetts | 5 3 | 192 H Fordham | | 2 6 | | | |
| | | | | | | 279 A Massachusetts | 3 8 | 192 H Fordham | | 0 9 | | | |
| | | | | | | 246 A Villanova | 2 5 | | | | | | |
| | | | | | | 223 A Penn | 3 7 | | | | | | |

Non-Div. I Games:

La Salle

| | | | | |
|----|---|-----|---|---|
| 88 | H | VCU | 1 | 2 |
| 88 | H | VCU | 1 | 9 |

| RPI | S | Opponent | Score | |
|-----|---|---------------|-------|---|
| 272 | A | ETSU | 9 | 4 |
| 272 | A | ETSU | 3 | 6 |
| 279 | A | Massachusetts | 2 | 8 |
| 279 | A | Massachusetts | 3 | 8 |
| 279 | A | Massachusetts | 5 | 3 |
| 290 | A | Delaware St. | 4 | 2 |
| 290 | H | Delaware St. | 6 | 5 |
| 295 | H | Saint Peter's | 1 | 0 |
| 295 | H | Saint Peter's | 3 | 7 |

| | | | | | | | | | | | |
|---------------------------------------|------------|--------------------|-----------------------|------------------|--|-------------------------|------------------------------|----------------------------|---------------|----------------|------------------|
| Average RPI Win: Average RPI Loss: | 201 165 | WON-LOST RECORD | WINNING PCT. RANK | LAST 15 GAMES | | STRENGTH OF SCHEDULE | OPP. STRENGTH OF SCHEDULE | TEAM RPI | ADJ RPI | CONF. RPI | ADJ CONF. RPI |
| DIV. I ONLY | | 8-23-0 | .25806 279 | 4-10-0 | | 256 | 211 | 281 | .41903 282 | 26 | 26 |
| DIV. I NON-CONF. | | 4-16-0 | .2 281 | 0-3-0 | | 232 | 179 | 281 | .41602 282 | 26 | 26 |
| TOTALS | RPI 1-25 | | RPI 26-50 | W-L RECORDS | | RPI 51-100 | | RPI 101-150 | | RPI 150+ | |
| 8-23-0 | 0-0-0 | | 0-0-0 | OVERALL | | 0-2-0 | | 1-6-0 | | 7-15-0 | |
| 3-4-0 | 0-0-0 | | 0-0-0 | HOME | | 0-0-0 | | 0-0-0 | | 3-4-0 | |
| 5-19-0 | 0-0-0 | | 0-0-0 | AWAY | | 0-2-0 | | 1-5-0 | | 4-11-0 | |
| 0-0-0 | 0-0-0 | | 0-0-0 | NEUTRAL | | 0-0-0 | | 0-0-0 | | 0-0-0 | |
| 4-16-0 | 0-0-0 | | 0-0-0 | NON-CONFERENCE | | 0-2-0 | | 1-3-0 | | 3-11-0 | |
| 1-4-0 | 0-0-0 | | 0-0-0 | HOME | | 0-0-0 | | 0-0-0 | | 1-4-0 | |
| 3-12-0 | 0-0-0 | | 0-0- | AWAY | | 0-2-0 | | 1-3-0 | | 2-7-0 | |
| 0-0-0 | 0-0-0 | | 0-0-0 | NEUTRAL | | 0-0-0 | | 0-0-0 | | 0-0-0 | |
| 4-7-0 | 0-0-0 | | 0-0-0 | CONFERENCE | | 0-0-0 | | 0-3-0 | | 4-4-0 | |
| 2-0-0 | 0-0-0 | | 0-0-0 | HOME | | 0-0-0 | | 0-0-0 | | 2-0-0 | |
| 2-7-0 | 0-0-0 | | 0-0-0 | AWAY | | 0-0-0 | | 0-3-0 | | 2-4-0 | |
| 0-0-0 | 0-0-0 | | 0-0-0 | NEUTRAL | | 0-0-0 | | 0-0-0 | | 0-0-0 | |
| RPI S Opponent | Score | | RPI S Opponent | Score | | RPI S Opponent | Score | RPI S Opponent | Score | | |
| | | | | | | 85 A Nebraska | 1 7 | 107 A CSUN | 0 6 | | |
| | | | | | | 85 A Nebraska | 0 8 | 107 A CSUN | 3 2 | | |
| | | | | | | | | 107 A CSUN | 2 4 | | |
| | | | | | | | | 107 A CSUN | 3 5 | | |
| | | | | | | | | 138 A Sacramento St. | 5 8 | | |
| | | | | | | | | 138 A Sacramento St. | 3 6 | | |
| | | | | | | | | 138 A Sacramento St. | 1 5 | | |
| | | | | | | | | 156 A Utah Valley | 2 4 | | |
| | | | | | | | | 156 A Utah Valley | 8 11 | | |
| | | | | | | | | 156 A Utah Valley | 8 6 | | |
| | | | | | | | | 164 A Wichita St. | 4 3 | | |
| | | | | | | | | 164 A Wichita St. | 2 17 | | |
| | | | | | | | | 164 A Wichita St. | 0 11 | | |
| | | | | | | | | 170 A Air Force | 7 14 | | |
| | | | | | | | | 170 H Air Force | 2 4 | | |
| | | | | | | | | 170 H Air Force | 4 14 | | |
| | | | | | | | | 179 A Pacific | 5 8 | | |
| | | | | | | | | 179 A Pacific | 3 4 | | |
| | | | | | | | | 179 A Pacific | 8 1 | | |
| | | | | | | | | 194 A Kansas | 1 2 | | |
| | | | | | | | | 194 A Kansas | 4 5 | | |
| | | | | | | | | 209 H South Dakota St. | 3 11 | | |
| | | | | | | | | 209 H South Dakota St. | 3 8 | | |
| | | | | | | | | 209 H South Dakota St. | 7 6 | | |
| | | | | | | | | 253 H CSU Bakersfield | 9 2 | | |
| | | | | | | | | 253 H CSU Bakersfield | 6 3 | | |
| | | | | | | | | 290 A Chicago St. | 7 5 | | |
| | | | | | | | | | | | |
| Non-Div. I Games: | Regis (CO) | 9 4 | Colorado Mesa | 4 13 | | Colorado Mesa | 4 7 | | | Northern Colo. | |

| | | |
|-----------------------|---|---|
| 253 H CSU Bakersfield | 6 | 3 |
| 156 A Utah Valley | 8 | 6 |

| RPI | S | Opponent | Score |
|-----|---|-------------|----------------|
| 290 | A | Chicago St. | 2 <div>4</div> |
| 290 | A | Chicago St. | 4 <div>5</div> |

Northern Colo.

N
o
r
t
h
e
r
n
C
o
l
o
.

N
o
r
t
h
e
r
n
C
o
l
o
.

[illegible]

Non-Div. I Games:

George Mason

| | | | | |
|-----|---|-------------------|---|----|
| 210 | A | George Washington | 4 | 14 |
| 210 | A | George Washington | 0 | 1 |

| RPI | S | Opponent | Score | |
|-----|---|--------------|-------|----|
| 269 | A | Saint Louis | 0 | 15 |
| 271 | H | LIU Brooklyn | 7 | 10 |
| 271 | H | LIU Brooklyn | 2 | 11 |
| 271 | H | LIU Brooklyn | 9 | 8 |

George Mason

G
e
o
r
g
e
M
a
s
o
n

G
e
o
r
g
e
M
a
s
o
n

| Average RPI Win: 271 | | WON-LOST | WINNING | LAST 15 | STRENGTH OF | | OPP. STRENGTH | TEAM | ADJ | | CONF. | ADJ CONF. | | | | | |
|-----------------------|---|----------|-----------|---------|----------------|----------|---------------|------|-------------|----------------|----------|-----------|-----|----------------|--------------|----|---|
| Average RPI Loss: 230 | | RECORD | PCT. RANK | GAMES | SCHEDULE | | OF SCHEDULE | RPI | RPI | RPI | RPI | | | | | | |
| DIV. I ONLY | | 20-16-0 | .55556 | 111 | 11-4-0 | | 299 | 296 | 284 | .41412 | 284 | 31 | 31 | | | | |
| DIV. I NON-CONF. | | 6-11-0 | .35294 | 227 | 1-2-0 | | 281 | 262 | 293 | .39009 | 292 | 32 | 32 | | | | |
| TOTALS | | RPI 1-25 | RPI 26-50 | | W-L RECORDS | | RPI 51-100 | | RPI 101-150 | | RPI 150+ | | | | | | |
| 20-16-0 | | 0-0-0 | 0-0-0 | | OVERALL | | 0-2-0 | | 1-1-0 | | 19-13-0 | | | | | | |
| 12-10-0 | | 0-0-0 | 0-0-0 | | HOME | | 0-0-0 | | 1-0-0 | | 11-10-0 | | | | | | |
| 8-6-0 | | 0-0-0 | 0-0-0 | | AWAY | | 0-2-0 | | 0-1-0 | | 8-3-0 | | | | | | |
| 0-0-0 | | 0-0-0 | 0-0-0 | | NEUTRAL | | 0-0-0 | | 0-0-0 | | 0-0-0 | | | | | | |
| 6-11-0 | | 0-0-0 | 0-0-0 | | NON-CONFERENCE | | 0-2-0 | | 1-1-0 | | 5-8-0 | | | | | | |
| 6-7-0 | | 0-0-0 | 0-0-0 | | HOME | | 0-0-0 | | 1-0-0 | | 5-7-0 | | | | | | |
| 0-4-0 | | 0-0-0 | 0-0- | | AWAY | | 0-2-0 | | 0-1-0 | | 0-1-0 | | | | | | |
| 0-0-0 | | 0-0-0 | 0-0-0 | | NEUTRAL | | 0-0-0 | | 0-0-0 | | 0-0-0 | | | | | | |
| 14-5-0 | | 0-0-0 | 0-0-0 | | CONFERENCE | | 0-0-0 | | 0-0-0 | | 14-5-0 | | | | | | |
| 6-3-0 | | 0-0-0 | 0-0-0 | | HOME | | 0-0-0 | | 0-0-0 | | 6-3-0 | | | | | | |
| 8-2-0 | | 0-0-0 | 0-0-0 | | AWAY | | 0-0-0 | | 0-0-0 | | 8-2-0 | | | | | | |
| 0-0-0 | | 0-0-0 | 0-0-0 | | NEUTRAL | | 0-0-0 | | 0-0-0 | | 0-0-0 | | | | | | |
| RPI | S | Opponent | Score | RPI | S | Opponent | Score | RPI | S | Opponent | Score | RPI | S | Opponent | Score | | |
| | | | | | | | | 56 | A | Old Dominion | 3 | 5 | | | | | |
| | | | | | | | | 88 | A | VCU | 2 | 4 | | | | | |
| | | | | | | | | | | | | 115 | A | William & Mary | 6 | 10 | |
| | | | | | | | | | | | | 115 | H | William & Mary | 6 | 3 | |
| | | | | | | | | | | | | 153 | A | Longwood | 9 | 11 | |
| | | | | | | | | | | | | 237 | H | Towson | 13 | 7 | |
| | | | | | | | | | | | | 237 | H | Towson | 12 | 7 | |
| | | | | | | | | | | | | 237 | H | Towson | 3 | 6 | |
| | | | | | | | | | | | | 242 | H | NJIT | 7 | 0 | |
| | | | | | | | | | | | | 242 | H | NJIT | 6 | 1 | |
| | | | | | | | | | | | | 242 | H | NJIT | 2 | 9 | |
| | | | | | | | | | | | | 242 | H | NJIT | 16 | 0 | |
| | | | | | | | | | | | | 265 | H | Lehigh | 6 | 7 | |
| | | | | | | | | | | | | 265 | H | Lehigh | 3 | 10 | |
| | | | | | | | | | | | | 265 | H | Lehigh | 2 | 7 | |
| | | | | | | | | | | | | 270 | A | N.C. Central | 13 | 9 | |
| | | | | | | | | | | | | 270 | H | N.C. Central | 3 | 6 | |
| | | | | | | | | | | | | 278 | H | Wagner | 1 | 6 | |
| | | | | | | | | | | | | 278 | H | Wagner | 1 | 8 | |
| | | | | | | | | | | | | 290 | A | Delaware St. | 5 | 6 | |
| | | | | | | | | | | | | 290 | A | Delaware St. | 6 | 0 | |
| | | | | | | | | | | | | 290 | A | Delaware St. | 6 | 2 | |
| | | | | | | | | | | | | 290 | H | Delaware St. | 3 | 5 | |
| | | | | | | | | | | | | 290 | H | Delaware St. | 5 | 9 | |
| | | | | | | | | | | | | 294 | A | UMES | 11 | 2 | |
| | | | | | | | | | | | | 294 | A | UMES | 7 | 6 | |
| | | | | | | | | | | | | 294 | A | UMES | 20 | 7 | |
| | | | | | | | | | | | | 294 | H | UMES | 6 | 0 | |
| | | | | | | | | | | | | 294 | H | UMES | 3 | 1 | |
| LAST 15 GAMES | | | | | | | | | | | | | | | | | |
| | | | | | | | | 299 | H | Coppin St. | 4 | 1 | 88 | A | VCU | 2 | 4 |
| | | | | | | | | 299 | H | Coppin St. | 2 | 0 | 290 | A | Delaware St. | 5 | 6 |
| | | | | | | | | 299 | H | Coppin St. | 10 | 0 | 290 | A | Delaware St. | 6 | 2 |
| | | | | | | | | 115 | H | William & Mary | 6 | 3 | | | | | |
| | | | | | | | | 294 | H | UMES | 3 | 1 | | | | | |

Non-Div. I Games:

Norfolk St.

Norfolk St.

| | | | | |
|-----|---|------|---|---|
| 294 | H | UMES | 6 | 0 |
| 294 | H | UMES | 8 | 0 |

Through Games Of April 24, 2016

| RPI | S | Opponent | Score | |
|-----|---|------------|-------|----|
| 294 | H | UMES | 8 | 0 |
| 299 | A | Coppin St. | 6 | 3 |
| 299 | A | Coppin St. | 12 | 2 |
| 299 | A | Coppin St. | 7 | 11 |
| 299 | H | Coppin St. | 10 | 0 |
| 299 | H | Coppin St. | 4 | 1 |
| 299 | H | Coppin St. | 2 | 0 |

Norfolk St.

N
o
r
f
o
l
k
S
t
.

N
o
r
f
o
l
k
S
t
.

| | | | | | | | | | | | |
|------------------|----------------|-----------------|-------------------|----------------|----------------------|---------------------------|-------------|------------|-----------|-----------------|-------|
| Average RPI Win: | 211 | WON-LOST RECORD | WINNING PCT. RANK | LAST 15 GAMES | STRENGTH OF SCHEDULE | OPP. STRENGTH OF SCHEDULE | TEAM RPI | ADJ RPI | CONF. RPI | ADJ CONF. RPI | |
| DIV. I ONLY | | 14-27-0 | .34146 250 | 8-7-0 | 270 | 237 | 285 | .41163 285 | 16 | 16 | |
| DIV. I NON-CONF. | | 9-17-0 | .34615 231 | 4-3-0 | 295 | 280 | 294 | .38768 293 | 19 | 19 | |
| <hr/> | | | | | | | | | | | |
| TOTALS | RPI 1-25 | RPI 26-50 | | W-L RECORDS | RPI 51-100 | | RPI 101-150 | | RPI 150+ | | |
| 14-27-0 | 1-0-0 | 0-0-0 | | OVERALL | 0-5-0 | | 1-4-0 | | 12-18-0 | | |
| 8-16-0 | 0-0-0 | 0-0-0 | | HOME | 0-4-0 | | 0-0-0 | | 8-12-0 | | |
| 5-9-0 | 1-0-0 | 0-0-0 | | AWAY | 0-1-0 | | 1-4-0 | | 3-4-0 | | |
| 1-2-0 | 0-0-0 | 0-0-0 | | NEUTRAL | 0-0-0 | | 0-0-0 | | 1-2-0 | | |
| <hr/> | | | | | | | | | | | |
| 9-17-0 | 1-0-0 | 0-0-0 | | NON-CONFERENCE | 0-2-0 | | 1-1-0 | | 7-14-0 | | |
| 5-10-0 | 0-0-0 | 0-0-0 | | HOME | 0-1-0 | | 0-0-0 | | 5-9-0 | | |
| 3-5-0 | 1-0-0 | 0-0- | | AWAY | 0-1-0 | | 1-1-0 | | 1-3-0 | | |
| 1-2-0 | 0-0-0 | 0-0-0 | | NEUTRAL | 0-0-0 | | 0-0-0 | | 1-2-0 | | |
| <hr/> | | | | | | | | | | | |
| 5-10-0 | 0-0-0 | 0-0-0 | | CONFERENCE | 0-3-0 | | 0-3-0 | | 5-4-0 | | |
| 3-6-0 | 0-0-0 | 0-0-0 | | HOME | 0-3-0 | | 0-0-0 | | 3-3-0 | | |
| 2-4-0 | 0-0-0 | 0-0-0 | | AWAY | 0-0-0 | | 0-3-0 | | 2-1-0 | | |
| 0-0-0 | 0-0-0 | 0-0-0 | | NEUTRAL | 0-0-0 | | 0-0-0 | | 0-0-0 | | |
| <hr/> | | | | | | | | | | | |
| RPI S | Opponent | Score | RPI S | Opponent | Score | RPI S | Opponent | Score | RPI S | Opponent | Score |
| 16 A | North Carolina | 3 2 | | | | 54 A | Tennessee | 0 11 | 110 A | Western Caro. | 8 0 |
| | | | | | | 54 H | Tennessee | 3 7 | 129 A | Liberty | 6 7 |
| | | | | | | 58 H | High Point | 4 6 | 129 A | Liberty | 5 6 |
| | | | | | | 58 H | High Point | 0 8 | 129 A | Liberty | 5 11 |
| | | | | | | 58 H | High Point | 2 11 | 131 A | Wofford | 5 8 |
| | | | | | | | | | 155 A | Furman | 6 8 |
| | | | | | | | | | 157 N | Monmouth | 7 8 |
| | | | | | | | | | 163 H | Presbyterian | 8 13 |
| | | | | | | | | | 163 H | Presbyterian | 22 9 |
| | | | | | | | | | 163 H | Presbyterian | 7 4 |
| | | | | | | | | | 173 H | Winthrop | 2 5 |
| | | | | | | | | | 173 H | Winthrop | 10 7 |
| | | | | | | | | | 173 H | Winthrop | 2 9 |
| | | | | | | | | | 220 N | Rider | 19 4 |
| | | | | | | | | | 236 A | USC Upstate | 3 9 |
| | | | | | | | | | 236 H | USC Upstate | 3 9 |
| | | | | | | | | | 238 H | Ohio | 7 5 |
| | | | | | | | | | 238 H | Ohio | 5 12 |
| | | | | | | | | | 238 H | Ohio | 8 14 |
| | | | | | | | | | 244 A | Charleston So. | 9 8 |
| | | | | | | | | | 244 A | Charleston So. | 7 9 |
| | | | | | | | | | 244 A | Charleston So. | 7 1 |
| | | | | | | | | | 250 A | Appalachian St. | 8 3 |
| | | | | | | | | | 250 N | Appalachian St. | 0 8 |
| | | | | | | | | | 270 H | N.C. Central | 6 5 |
| | | | | | | | | | 270 H | N.C. Central | 2 6 |
| | | | | | | | | | 270 H | N.C. Central | 2 5 |
| | | | | | | | | | 270 H | N.C. Central | 2 5 |
| | | | | | | | | | 270 H | N.C. Central | 2 5 |
| | | | | | | | | | 270 H | N.C. Central | 2 5 |
| | | | | | | | | | 270 H | N.C. Central | 2 5 |
| | | | | | | | | | 270 H | N.C. Central | 2 5 |
| | | | | | | | | | 270 H | N.C. Central | 2 5 |
| | | | | | | | | | 270 H | N.C. Central | 2 5 |
| | | | | | | | | | 270 H | N.C. Central | 2 5 |
| | | | | | | | | | 270 H | N.C. Central | 2 5 |
| | | | | | | | | | 270 H | N.C. Central | 2 5 |
| | | | | | | | | | 270 H | N.C. Central | 2 5 |
| | | | | | | | | | 270 H | N.C. Central | 2 5 |
| | | | | | | | | | 270 H | N.C. Central | 2 5 |
| | | | | | | | | | 270 H | N.C. Central | 2 5 |
| | | | | | | | | | 270 H | N.C. Central | 2 5 |
| | | | | | | | | | 270 H | N.C. Central | 2 5 |
| | | | | | | | | | 270 H | N.C. Central | 2 5 |
| | | | | | | | | | 270 H | N.C. Central | 2 5 |
| | | | | | | | | | 270 H | N.C. Central | 2 5 |
| | | | | | | | | | 270 H | N.C. Central | 2 5 |
| | | | | | | | | | 270 H | N.C. Central | 2 5 |
| | | | | | | | | | 270 H | N.C. Central | 2 5 |
| | | | | | | | | | 270 H | N.C. Central | 2 5 |
| | | | | | | | | | 270 H | N.C. Central | 2 5 |
| | | | | | | | | | 270 H | N.C. Central | 2 5 |
| | | | | | | | | | 270 H | N.C. Central | 2 5 |
| | | | | | | | | | 270 H | N.C. Central | 2 5 |
| | | | | | | | | | 270 H | N.C. Central | 2 5 |
| | | | | | | | | | 270 H | N.C. Central | 2 5 |
| | | | | | | | | | 270 H | N.C. Central | 2 5 |
| | | | | | | | | | 270 H | N.C. Central | 2 5 |
| | | | | | | | | | 270 H | N.C. Central | 2 5 |
| | | | | | | | | | 270 H | N.C. Central | 2 5 |
| | | | | | | | | | 270 H | N.C. Central | 2 5 |
| | | | | | | | | | 270 H | N.C. Central | 2 5 |
| | | | | | | | | | 270 H | N.C. Central | 2 5 |
| | | | | | | | | | 270 H | N.C. Central | 2 5 |
| | | | | | | | | | 270 H | N.C. Central | 2 5 |
| | | | | | | | | | 270 H | N.C. Central | 2 5 |
| | | | | | | | | | 270 H | N.C. Central | 2 5 |
| | | | | | | | | | 270 H | N.C. Central | 2 5 |
| | | | | | | | | | 270 H | N.C. Central | 2 5 |
| | | | | | | | | | 270 H | N.C. Central | 2 5 |
| | | | | | | | | | 270 H | N.C. Central | 2 5 |
| | | | | | | | | | | | |

Non-Div. I Games:

UNC Asheville

| | | |
|----------------------|---|---|
| 244 A Charleston So. | 9 | 8 |
| 244 A Charleston So. | 7 | 1 |

| RPI | S | Opponent | Score | |
|-----|---|----------------|-------|----|
| 272 | A | ETSU | 1 | 9 |
| 272 | H | ETSU | 7 | 5 |
| 275 | H | Iona | 5 | 6 |
| 275 | H | Iona | 9 | 10 |
| 275 | H | Iona | 4 | 14 |
| 297 | H | Mt. St. Mary's | 1 | 2 |
| 297 | H | Mt. St. Mary's | 8 | 5 |
| 297 | H | Mt. St. Mary's | 8 | 2 |

UNC Asheville

U
N
C
A
s
h
e
v
i
l
l
e

U
N
C
A
s
h
e
v
i
l
l
e

| | | | | | | | | | | | | | | | | | | | |
|----------------------|---|------------------|-------|-------------------|---|-----------------|-------|----------------------|---|---------------------------|-------|----------|---|------------------|-------|-----------|---|---------------|--|
| Average RPI Win: 259 | | WON-LOST RECORD | | WINNING PCT. RANK | | LAST 15 GAMES | | STRENGTH OF SCHEDULE | | OPP. STRENGTH OF SCHEDULE | | TEAM RPI | | ADJ RPI | | CONF. RPI | | ADJ CONF. RPI | |
| DIV. I ONLY | | 13-18-0 | | .41935 210 | | 7-6-0 | | 294 | | 290 | | 286 | | .40741 286 | | 32 | | 32 | |
| DIV. I NON-CONF. | | 3-8-0 | | .27273 262 | | 0-1-0 | | 196 | | 182 | | 268 | | .42768 270 | | 31 | | 31 | |
| TOTALS | | RPI 1-25 | | RPI 26-50 | | W-L RECORDS | | RPI 51-100 | | RPI 101-150 | | RPI 150+ | | | | | | | |
| 13-18-0 | | 0-0-0 | | 0-2-0 | | OVERALL | | 0-2-0 | | 1-1-0 | | 12-13-0 | | | | | | | |
| 5-7-0 | | 0-0-0 | | 0-0-0 | | HOME | | 0-0-0 | | 0-0-0 | | 5-7-0 | | | | | | | |
| 6-9-0 | | 0-0-0 | | 0-1-0 | | AWAY | | 0-1-0 | | 0-1-0 | | 6-6-0 | | | | | | | |
| 2-2-0 | | 0-0-0 | | 0-1-0 | | NEUTRAL | | 0-1-0 | | 1-0-0 | | 1-0-0 | | | | | | | |
| 3-8-0 | | 0-0-0 | | 0-2-0 | | NON-CONFERENCE | | 0-2-0 | | 1-1-0 | | 2-3-0 | | | | | | | |
| 1-3-0 | | 0-0-0 | | 0-0-0 | | HOME | | 0-0-0 | | 0-0-0 | | 1-3-0 | | | | | | | |
| 0-3-0 | | 0-0-0 | | 0-0- | | AWAY | | 0-1-0 | | 0-1-0 | | 0-0-0 | | | | | | | |
| 2-2-0 | | 0-0-0 | | 0-1-0 | | NEUTRAL | | 0-1-0 | | 1-0-0 | | 1-0-0 | | | | | | | |
| 10-10-0 | | 0-0-0 | | 0-0-0 | | CONFERENCE | | 0-0-0 | | 0-0-0 | | 10-10-0 | | | | | | | |
| 4-4-0 | | 0-0-0 | | 0-0-0 | | HOME | | 0-0-0 | | 0-0-0 | | 4-4-0 | | | | | | | |
| 6-6-0 | | 0-0-0 | | 0-0-0 | | AWAY | | 0-0-0 | | 0-0-0 | | 6-6-0 | | | | | | | |
| 0-0-0 | | 0-0-0 | | 0-0-0 | | NEUTRAL | | 0-0-0 | | 0-0-0 | | 0-0-0 | | | | | | | |
| RPI | S | Opponent | Score | RPI | S | Opponent | Score | RPI | S | Opponent | Score | RPI | S | Opponent | Score | | | | |
| 40 | A | Dallas Baptist | 9 15 | 51 | N | Gonzaga | 3 18 | 144 | A | SFA | 3 17 | | | | | | | | |
| 45 | N | Notre Dame | 5 6 | 78 | A | Houston | 1 7 | 146 | N | Bradley | 9 7 | | | | | | | | |
| | | | | | | | | 195 | H | Ill.-Chicago | 8 5 | | | | | | | | |
| | | | | | | | | 195 | H | Ill.-Chicago | 8 22 | | | | | | | | |
| | | | | | | | | 195 | H | Ill.-Chicago | 5 22 | | | | | | | | |
| | | | | | | | | 195 | H | Ill.-Chicago | 3 17 | | | | | | | | |
| | | | | | | | | 221 | A | Grambling | 4 5 | | | | | | | | |
| | | | | | | | | 221 | A | Grambling | 21 14 | | | | | | | | |
| | | | | | | | | 221 | A | Grambling | 4 6 | | | | | | | | |
| | | | | | | | | 221 | H | Grambling | 5 3 | | | | | | | | |
| | | | | | | | | 221 | H | Grambling | 2 3 | | | | | | | | |
| | | | | | | | | 264 | N | Incarnate Word | 3 1 | | | | | | | | |
| | | | | | | | | 276 | A | Ark.-Pine Bluff | 6 8 | | | | | | | | |
| | | | | | | | | 276 | A | Ark.-Pine Bluff | 2 5 | | | | | | | | |
| | | | | | | | | 276 | A | Ark.-Pine Bluff | 4 7 | | | | | | | | |
| | | | | | | | | 276 | H | Ark.-Pine Bluff | 6 5 | | | | | | | | |
| | | | | | | | | 276 | H | Ark.-Pine Bluff | 4 17 | | | | | | | | |
| | | | | | | | | 276 | H | Ark.-Pine Bluff | 9 4 | | | | | | | | |
| | | | | | | | | 293 | A | Southern U. | 5 2 | | | | | | | | |
| | | | | | | | | 293 | A | Southern U. | 13 5 | | | | | | | | |
| | | | | | | | | 293 | A | Southern U. | 6 5 | | | | | | | | |
| | | | | LAST 15 GAMES | | | | 296 | A | Prairie View | 24 5 | | | | | | | | |
| | | | | 221 | H | Grambling | 5 3 | 296 | A | Prairie View | 11 3 | | | | | | | | |
| | | | | 221 | H | Grambling | 2 3 | 144 | A | SFA | 2 12 | | | | | | | | |
| | | | | 276 | A | Ark.-Pine Bluff | 6 8 | 293 | A | Southern U. | 6 5 | | | | | | | | |
| | | | | 276 | A | Ark.-Pine Bluff | 2 5 | 296 | H | Prairie View | 4 5 | | | | | | | | |
| | | | | 276 | A | Ark.-Pine Bluff | 4 7 | 296 | H | Prairie View | 8 12 | | | | | | | | |
| Non-Div. I Games: | | Huston-Tillotson | | 2 | 7 | Wiley | | 8 | 6 | Wiley | | 15 | 5 | Huston-Tillotson | | 11 | 5 | | |
| | | | | | | | | | | | | | | Texas Southern | | | | | |

| | | | |
|-------|--------------|----|----|
| 296 A | Prairie View | 24 | 5 |
| 296 A | Prairie View | 2 | 12 |

T
e
x
a
s
S
o
u
t
h
e
r
n

T
e
x
a
s
S
o
u
t
h
e
r
n

| Average RPI Win: | | 212 | WON-LOST RECORD | | WINNING PCT. RANK | LAST 15 GAMES | STRENGTH OF SCHEDULE | | OPP. STRENGTH OF SCHEDULE | TEAM RPI | ADJ RPI | CONF. RPI | ADJ CONF. RPI |
|-------------------|--------------------|----------|-----------------|--------------------|-------------------|---------------|----------------------|-------|---------------------------|-----------------|------------|-----------|---------------|
| Average RPI Loss: | | 184 | | | | | | | | | | | |
| DIV. I ONLY | | 9-33-0 | | | .21429 295 | 3-12-0 | 196 | | 264 | 287 | .40704 287 | 31 | 31 |
| DIV. I NON-CONF. | | 6-21-0 | | | .22222 277 | 2-4-0 | 135 | | 220 | 274 | .42515 274 | 32 | 32 |
| TOTALS | | RPI 1-25 | RPI 26-50 | | W-L RECORDS | | RPI 51-100 | | RPI 101-150 | | RPI 150+ | | |
| 9-33-0 | | 0-2-0 | 1-2-0 | | OVERALL | | 0-0-0 | | 0-5-0 | | 8-24-0 | | |
| 5-17-0 | | 0-1-0 | 0-0-0 | | HOME | | 0-0-0 | | 0-4-0 | | 5-12-0 | | |
| 3-16-0 | | 0-1-0 | 0-2-0 | | AWAY | | 0-0-0 | | 0-1-0 | | 3-12-0 | | |
| 1-0-0 | | 0-0-0 | 1-0-0 | | NEUTRAL | | 0-0-0 | | 0-0-0 | | 0-0-0 | | |
| 6-21-0 | | 0-2-0 | 1-2-0 | | NON-CONFERENCE | | 0-0-0 | | 0-5-0 | | 5-12-0 | | |
| 4-12-0 | | 0-1-0 | 0-0-0 | | HOME | | 0-0-0 | | 0-4-0 | | 4-7-0 | | |
| 1-9-0 | | 0-1-0 | 0-0- | | AWAY | | 0-0-0 | | 0-1-0 | | 1-5-0 | | |
| 1-0-0 | | 0-0-0 | 1-0-0 | | NEUTRAL | | 0-0-0 | | 0-0-0 | | 0-0-0 | | |
| 3-12-0 | | 0-0-0 | 0-0-0 | | CONFERENCE | | 0-0-0 | | 0-0-0 | | 3-12-0 | | |
| 1-5-0 | | 0-0-0 | 0-0-0 | | HOME | | 0-0-0 | | 0-0-0 | | 1-5-0 | | |
| 2-7-0 | | 0-0-0 | 0-0-0 | | AWAY | | 0-0-0 | | 0-0-0 | | 2-7-0 | | |
| 0-0-0 | | 0-0-0 | 0-0-0 | | NEUTRAL | | 0-0-0 | | 0-0-0 | | 0-0-0 | | |
| RPI S | Opponent | Score | RPI S | Opponent | Score | RPI S | Opponent | Score | RPI S | Opponent | Score | | |
| 8 A | North Carolina St. | 1 25 | 30 A | East Carolina | 2 11 | | | | 133 A | Gardner-Webb | 6 10 | | |
| 8 H | North Carolina St. | 1 9 | 46 A | UNCG | 2 6 | | | | 133 H | Gardner-Webb | 0 1 | | |
| | | | 46 N | UNCG | 9 8 | | | | 150 H | Navy | 1 6 | | |
| | | | | | | | | | 150 H | Navy | 8 14 | | |
| | | | | | | | | | 150 H | Navy | 4 11 | | |
| | | | | | | | | | 162 A | Campbell | 1 14 | | |
| | | | | | | | | | 162 A | Campbell | 3 15 | | |
| | | | | | | | | | 162 A | Campbell | 8 10 | | |
| | | | | | | | | | 163 H | Presbyterian | 6 10 | | |
| | | | | | | | | | 166 A | Charlotte | 9 7 | | |
| | | | | | | | | | 169 H | Florida A&M | 7 17 | | |
| | | | | | | | | | 169 H | Florida A&M | 3 5 | | |
| | | | | | | | | | 169 H | Florida A&M | 11 22 | | |
| | | | | | | | | | 173 A | Winthrop | 0 7 | | |
| | | | | | | | | | 173 H | Winthrop | 4 15 | | |
| | | | | | | | | | 183 H | Albany (NY) | 3 14 | | |
| | | | | | | | | | 183 H | Albany (NY) | 2 9 | | |
| | | | | | | | | | 183 H | Albany (NY) | 13 4 | | |
| | | | | | | | | | 197 H | Elon | 8 7 | | |
| | | | | | | | | | 206 A | Bethune-Cookman | 2 4 | | |
| | | | | | | | | | 206 A | Bethune-Cookman | 14 10 | | |
| | | | | | | | | | 206 A | Bethune-Cookman | 7 9 | | |
| | | | | | | | | | 250 H | Appalachian St. | 6 7 | | |
| | | | | | | | | | 270 A | N.C. Central | 0 8 | | |
| | | | | | | | | | 270 A | N.C. Central | 3 4 | | |
| | | | | | | | | | 270 A | N.C. Central | 4 8 | | |
| | | | | | | | | | 270 H | N.C. Central | 4 7 | | |
| LAST 15 GAMES | | | | | | | | | | | | | |
| | | | 8 A | North Carolina St. | 1 25 | 169 H | Florida A&M | 7 17 | | | | | |
| | | | 8 H | North Carolina St. | 1 9 | 169 H | Florida A&M | 3 5 | | | | | |
| | | | 163 H | Presbyterian | 6 10 | 169 H | Florida A&M | 11 22 | | | | | |
| | | | 270 A | N.C. Central | 4 8 | | | | | | | | |
| | | | 270 A | N.C. Central | 3 4 | | | | | | | | |

Non-Div. I Games:

N.C. A&T

| | | | | |
|-----|---|--------------|---|---|
| 270 | A | N.C. Central | 0 | 8 |
| 166 | A | Charlotte | 9 | 7 |

| RPI | S | Opponent | Score | |
|-----|---|--------------|-------|----|
| 270 | H | N.C. Central | 6 | 8 |
| 270 | H | N.C. Central | 15 | 2 |
| 272 | A | ETSU | 5 | 15 |
| 272 | H | ETSU | 5 | 17 |
| 275 | H | Iona | 12 | 5 |
| 275 | H | Iona | 3 | 7 |
| 275 | H | Iona | 14 | 13 |
| 288 | A | Savannah St. | 7 | 5 |
| 288 | A | Savannah St. | 3 | 4 |
| 288 | A | Savannah St. | 1 | 6 |

| Average RPI Win: 252 | | WON-LOST | WINNING | LAST 15 | STRENGTH OF | | OPP. STRENGTH | TEAM | ADJ | | CONF. | ADJ CONF. |
|-----------------------|----------|----------|-----------|----------|----------------|-------|---------------|-------|-------------|-----------------|----------|-----------|
| Average RPI Loss: 190 | | RECORD | PCT. RANK | GAMES | SCHEDULE | | OF SCHEDULE | RPI | RPI | | RPI | RPI |
| DIV. I ONLY | | 10-31-0 | .2439 | 286 | 3-12-0 | | 223 | 284 | 289 | | .40607 | 288 |
| DIV. I NON-CONF. | | 5-21-0 | .19231 | 284 | 0-6-0 | | 235 | 294 | 289 | | .3924 | 289 |
| TOTALS | | RPI 1-25 | RPI 26-50 | | W-L RECORDS | | RPI 51-100 | | RPI 101-150 | | RPI 150+ | |
| 10-31-0 | | 0-0-0 | 0-0-0 | | OVERALL | | 0-3-0 | | 0-3-0 | | 10-25-0 | |
| 5-12-0 | | 0-0-0 | 0-0-0 | | HOME | | 0-1-0 | | 0-0-0 | | 5-11-0 | |
| 5-16-0 | | 0-0-0 | 0-0-0 | | AWAY | | 0-1-0 | | 0-2-0 | | 5-13-0 | |
| 0-3-0 | | 0-0-0 | 0-0-0 | | NEUTRAL | | 0-1-0 | | 0-1-0 | | 0-1-0 | |
| 5-21-0 | | 0-0-0 | 0-0-0 | | NON-CONFERENCE | | 0-3-0 | | 0-3-0 | | 5-15-0 | |
| 2-9-0 | | 0-0-0 | 0-0-0 | | HOME | | 0-1-0 | | 0-0-0 | | 2-8-0 | |
| 3-9-0 | | 0-0-0 | 0-0- | | AWAY | | 0-1-0 | | 0-2-0 | | 3-6-0 | |
| 0-3-0 | | 0-0-0 | 0-0-0 | | NEUTRAL | | 0-1-0 | | 0-1-0 | | 0-1-0 | |
| 5-10-0 | | 0-0-0 | 0-0-0 | | CONFERENCE | | 0-0-0 | | 0-0-0 | | 5-10-0 | |
| 3-3-0 | | 0-0-0 | 0-0-0 | | HOME | | 0-0-0 | | 0-0-0 | | 3-3-0 | |
| 2-7-0 | | 0-0-0 | 0-0-0 | | AWAY | | 0-0-0 | | 0-0-0 | | 2-7-0 | |
| 0-0-0 | | 0-0-0 | 0-0-0 | | NEUTRAL | | 0-0-0 | | 0-0-0 | | 0-0-0 | |
| RPI S | Opponent | Score | RPI S | Opponent | Score | RPI S | Opponent | Score | RPI S | Opponent | Score | |
| | | | | | | 63 A | North Florida | 4 7 | 105 A | Mercer | 6 16 | |
| | | | | | | 63 H | North Florida | 3 7 | 111 N | Seton Hall | 3 4 | |
| | | | | | | 91 N | Iowa | 4 14 | 126 A | Ga. Southern | 1 16 | |
| | | | | | | | | | 153 A | Longwood | 5 6 | |
| | | | | | | | | | 153 A | Longwood | 4 9 | |
| | | | | | | | | | 153 A | Longwood | 6 7 | |
| | | | | | | | | | 161 H | Ball St. | 3 7 | |
| | | | | | | | | | 161 H | Ball St. | 1 10 | |
| | | | | | | | | | 163 A | Presbyterian | 1 16 | |
| | | | | | | | | | 169 A | Florida A&M | 4 11 | |
| | | | | | | | | | 169 A | Florida A&M | 10 5 | |
| | | | | | | | | | 169 A | Florida A&M | 6 9 | |
| | | | | | | | | | 169 H | Florida A&M | 5 12 | |
| | | | | | | | | | 169 H | Florida A&M | 2 7 | |
| | | | | | | | | | 169 H | Florida A&M | 2 1 | |
| | | | | | | | | | 206 A | Bethune-Cookman | 6 7 | |
| | | | | | | | | | 206 A | Bethune-Cookman | 7 12 | |
| | | | | | | | | | 206 A | Bethune-Cookman | 0 3 | |
| | | | | | | | | | 232 H | St. Bonaventure | 2 9 | |
| | | | | | | | | | 232 H | St. Bonaventure | 1 10 | |
| | | | | | | | | | 232 H | St. Bonaventure | 7 1 | |
| | | | | | | | | | 232 H | St. Bonaventure | 4 7 | |
| | | | | | | | | | 235 A | Georgia St. | 10 6 | |
| | | | | | | | | | 235 A | Georgia St. | 1 4 | |
| | | | | | | | | | 244 H | Charleston So. | 4 10 | |
| | | | | | | | | | 254 N | Bowling Green | 1 10 | |
| | | | | | | | | | 270 A | N.C. Central | 4 2 | |
| LAST 15 GAMES | | | | | | | | | | | | |
| | | | | | | 169 A | Florida A&M | 6 9 | 244 H | Charleston So. | 4 10 | |
| | | | | | | 169 A | Florida A&M | 4 11 | 206 A | Bethune-Cookman | 6 7 | |
| | | | | | | 169 A | Florida A&M | 10 5 | 206 A | Bethune-Cookman | 7 12 | |
| | | | | | | 63 H | North Florida | 3 7 | | | | |
| | | | | | | 153 A | Longwood | 6 7 | | | | |

Non-Div. I Games:

Savannah St.

| | | | | |
|-----|---|----------|---|---|
| 153 | A | Longwood | 5 | 6 |
| 153 | A | Longwood | 4 | 9 |

| RPI | S | Opponent | Score | |
|-----|---|--------------|-------|----|
| 270 | A | N.C. Central | 1 | 2 |
| 270 | A | N.C. Central | 5 | 9 |
| 271 | H | LIU Brooklyn | 3 | 4 |
| 271 | H | LIU Brooklyn | 3 | 11 |
| 271 | H | LIU Brooklyn | 3 | 2 |
| 287 | H | N.C. A&T | 5 | 7 |
| 287 | H | N.C. A&T | 4 | 3 |
| 287 | H | N.C. A&T | 6 | 1 |
| 298 | A | Alabama A&M | 3 | 2 |
| 298 | A | Alabama A&M | 17 | 12 |
| 298 | A | Alabama A&M | 9 | 12 |

S
a
v
a
n
n
a
h
S
t
.

S
a
v
a
n
n
a
h
S
t
.

| Average RPI Win: 271 | | WON-LOST | WINNING | LAST 15 | STRENGTH OF | | OPP. STRENGTH | TEAM | ADJ | | CONF. | ADJ CONF. |
|-----------------------|----------|----------|--------------|-------------|----------------|-------|------------------|-------|----------------|-------------|----------|-----------|
| Average RPI Loss: 201 | | RECORD | PCT. RANK | GAMES | SCHEDULE | | OF SCHEDULE | RPI | RPI | | RPI | RPI |
| DIV. I ONLY | | 14-21-0 | .4 | 218 | 291 | | 291 | 288 | .39753 | | 289 | 32 |
| DIV. I NON-CONF. | | 5-13-0 | .27778 | 260 | 276 | | 245 | 290 | .38269 | | 294 | 31 |
| TOTALS | | RPI 1-25 | RPI 26-50 | | W-L RECORDS | | RPI 51-100 | | RPI 101-150 | | RPI 150+ | |
| 14-21-0 | | 0-0-0 | 0-2-0 | | OVERALL | | 0-1-0 | | 0-1-0 | | 14-17-0 | |
| 6-9-0 | | 0-0-0 | 0-1-0 | | HOME | | 0-1-0 | | 0-0-0 | | 6-7-0 | |
| 7-11-0 | | 0-0-0 | 0-1-0 | | AWAY | | 0-0-0 | | 0-1-0 | | 7-9-0 | |
| 1-1-0 | | 0-0-0 | 0-0-0 | | NEUTRAL | | 0-0-0 | | 0-0-0 | | 1-1-0 | |
| 5-13-0 | | 0-0-0 | 0-2-0 | | NON-CONFERENCE | | 0-1-0 | | 0-1-0 | | 5-9-0 | |
| 4-5-0 | | 0-0-0 | 0-1-0 | | HOME | | 0-1-0 | | 0-0-0 | | 4-3-0 | |
| 1-8-0 | | 0-0-0 | 0-0- | | AWAY | | 0-0-0 | | 0-1-0 | | 1-6-0 | |
| 0-0-0 | | 0-0-0 | 0-0-0 | | NEUTRAL | | 0-0-0 | | 0-0-0 | | 0-0-0 | |
| 9-8-0 | | 0-0-0 | 0-0-0 | | CONFERENCE | | 0-0-0 | | 0-0-0 | | 9-8-0 | |
| 2-4-0 | | 0-0-0 | 0-0-0 | | HOME | | 0-0-0 | | 0-0-0 | | 2-4-0 | |
| 6-3-0 | | 0-0-0 | 0-0-0 | | AWAY | | 0-0-0 | | 0-0-0 | | 6-3-0 | |
| 1-1-0 | | 0-0-0 | 0-0-0 | | NEUTRAL | | 0-0-0 | | 0-0-0 | | 1-1-0 | |
| RPI S | Opponent | Score | RPI S | Opponent | Score | RPI S | Opponent | Score | RPI S | Opponent | Score | |
| | | | 42 A | New Orleans | 4 13 | 55 H | Southeastern La. | 8 12 | 142 A | La.-Monroe | 7 10 | |
| | | | 42 H | New Orleans | 9 11 | | | | 169 H | Florida A&M | 4 3 | |
| | | | | | | | | | 169 H | Florida A&M | 16 9 | |
| | | | | | | | | | 169 H | Florida A&M | 2 15 | |
| | | | | | | | | | 172 A | Alabama St. | 1 6 | |
| | | | | | | | | | 172 A | Alabama St. | 3 4 | |
| | | | | | | | | | 172 A | Alabama St. | 2 7 | |
| | | | | | | | | | 172 H | Alabama St. | 1 13 | |
| | | | | | | | | | 172 H | Alabama St. | 4 7 | |
| | | | | | | | | | 172 H | Alabama St. | 4 15 | |
| | | | | | | | | | 235 A | Georgia St. | 13 12 | |
| | | | | | | | | | 235 A | Georgia St. | 5 11 | |
| | | | | | | | | | 273 A | UT Martin | 3 13 | |
| | | | | | | | | | 273 A | UT Martin | 8 11 | |
| | | | | | | | | | 273 A | UT Martin | 4 10 | |
| | | | | | | | | | 273 H | UT Martin | 9 2 | |
| | | | | | | | | | 273 H | UT Martin | 9 18 | |
| | | | | | | | | | 273 H | UT Martin | 8 5 | |
| | | | | | | | | | 273 H | UT Martin | 2 12 | |
| | | | | | | | | | 274 A | UTRGV | 4 10 | |
| | | | | | | | | | 274 A | UTRGV | 4 11 | |
| | | | | | | | | | 292 H | Alcorn | 5 1 | |
| | | | | | | | | | 292 H | Alcorn | 6 9 | |
| | | | | | | | | | 292 H | Alcorn | 11 5 | |
| | | | | | | | | | 292 N | Alcorn | 2 3 | |
| | | | | | | | | | 293 N | Southern U. | 4 0 | |
| | | | | | | | | | 298 A | Alabama A&M | 10 9 | |
| Non-Div. I Games: | | | LeMoyne-Owen | 20 3 | Tougaloo | 10 0 | LeMoyne-Owen | 23 2 | Concordia (AL) | 9 1 | | |
| | | | Tougaloo | 8 3 | Concordia (AL) | 8 0 | Concordia (AL) | 17 1 | Tougaloo | Jackson St. | 6 1 | |

J a c k s o n s t .

Non-Div. I Games:

Concordia (AL)

| | |
|--------------|------|
| 21 | 0 |
| 292 H Alcorn | 11 5 |
| 292 H Alcorn | 6 9 |

Through Games Of April 24, 2016

| RPI | S | Opponent | Score |
|-----|---|------------------|-------|
| 298 | A | Alabama A&M | 20 1 |
| 298 | A | Alabama A&M | 22 4 |
| 300 | A | Mississippi Val. | 10 3 |
| 300 | A | Mississippi Val. | 19 9 |
| 300 | A | Mississippi Val. | 16 5 |

J
a
c
k
s
o
n
s
t
.

Jackson St.

| | | | | | | | | | | | | | | | |
|-------------------|----------|------------|-----------|----------------|-------------|---------------|-------------|-------------|--------|-------------------|-------|-------------|---|---|--|
| Average RPI Win: | 294 | WON-LOST | WINNING | LAST 15 | STRENGTH OF | OPP. STRENGTH | TEAM | ADJ | CONF. | ADJ CONF. | | | | | |
| Average RPI Loss: | 210 | RECORD | PCT. RANK | GAMES | SCHEDULE | OF SCHEDULE | RPI | RPI | RPI | RPI | | | | | |
| DIV. I ONLY | | 10-28-0 | .26316 | 277 | 6-9-0 | 262 | 300 | 291 | .38824 | 290 | 31 | 31 | | | |
| DIV. I NON-CONF. | | 0-22-0 | 0 | 296 | 0-4-0 | 179 | 292 | 298 | .35997 | 298 | 32 | 32 | | | |
| <hr/> | | | | | | | | | | | | | | | |
| TOTALS | RPI 1-25 | RPI 26-50 | | W-L RECORDS | | RPI 51-100 | | RPI 101-150 | | RPI 150+ | | | | | |
| 10-28-0 | 0-0-0 | 0-0-0 | | OVERALL | | 0-1-0 | | 0-6-0 | | 10-21-0 | | | | | |
| 5-11-0 | 0-0-0 | 0-0-0 | | HOME | | 0-0-0 | | 0-1-0 | | 5-10-0 | | | | | |
| 5-13-0 | 0-0-0 | 0-0-0 | | AWAY | | 0-1-0 | | 0-5-0 | | 5-7-0 | | | | | |
| 0-4-0 | 0-0-0 | 0-0-0 | | NEUTRAL | | 0-0-0 | | 0-0-0 | | 0-4-0 | | | | | |
| <hr/> | | | | | | | | | | | | | | | |
| 0-22-0 | 0-0-0 | 0-0-0 | | NON-CONFERENCE | | 0-1-0 | | 0-6-0 | | 0-15-0 | | | | | |
| 0-7-0 | 0-0-0 | 0-0-0 | | HOME | | 0-0-0 | | 0-1-0 | | 0-6-0 | | | | | |
| 0-11-0 | 0-0-0 | 0-0- | | AWAY | | 0-1-0 | | 0-5-0 | | 0-5-0 | | | | | |
| 0-4-0 | 0-0-0 | 0-0-0 | | NEUTRAL | | 0-0-0 | | 0-0-0 | | 0-4-0 | | | | | |
| <hr/> | | | | | | | | | | | | | | | |
| 10-6-0 | 0-0-0 | 0-0-0 | | CONFERENCE | | 0-0-0 | | 0-0-0 | | 10-6-0 | | | | | |
| 5-4-0 | 0-0-0 | 0-0-0 | | HOME | | 0-0-0 | | 0-0-0 | | 5-4-0 | | | | | |
| 5-2-0 | 0-0-0 | 0-0-0 | | AWAY | | 0-0-0 | | 0-0-0 | | 5-2-0 | | | | | |
| 0-0-0 | 0-0-0 | 0-0-0 | | NEUTRAL | | 0-0-0 | | 0-0-0 | | 0-0-0 | | | | | |
| <hr/> | | | | | | | | | | | | | | | |
| RPI | S | Opponent | Score | RPI | S | Opponent | Score | RPI | S | Opponent | Score | | | | |
| | | | | | | | | 68 | A | Rutgers | 8 | 12 | | | |
| | | | | | | | | 133 | A | Gardner-Webb | 6 | 7 | | | |
| | | | | | | | | 133 | A | Gardner-Webb | 0 | 8 | | | |
| | | | | | | | | 133 | A | Gardner-Webb | 0 | 9 | | | |
| | | | | | | | | 133 | A | Gardner-Webb | 1 | 7 | | | |
| | | | | | | | | 150 | A | Navy | 4 | 20 | | | |
| | | | | | | | | 150 | H | Navy | 4 | 16 | | | |
| | | | | | | | | 178 | A | Delaware | 3 | 8 | | | |
| | | | | | | | | 178 | A | Delaware | 2 | 4 | | | |
| | | | | | | | | 189 | N | UMass Lowell | 0 | 3 | | | |
| | | | | | | | | 201 | H | Marist | 0 | 15 | | | |
| | | | | | | | | 201 | H | Marist | 3 | 4 | | | |
| | | | | | | | | 201 | H | Marist | 2 | 4 | | | |
| | | | | | | | | 202 | N | Fairfield | 1 | 14 | | | |
| | | | | | | | | 202 | N | Fairfield | 2 | 8 | | | |
| | | | | | | | | 202 | N | Fairfield | 3 | 17 | | | |
| | | | | | | | | 210 | A | George Washington | 0 | 8 | | | |
| | | | | | | | | 220 | H | Rider | 7 | 11 | | | |
| | | | | | | | | 237 | H | Towson | 1 | 8 | | | |
| | | | | | | | | 246 | A | Villanova | 1 | 2 | | | |
| 281 | A | La Salle | 5 | 6 | | | | | | | | | | | |
| 281 | H | La Salle | 2 | 4 | | | | | | | | | | | |
| LAST 15 GAMES | | | | | | | | 284 | A | Norfolk St. | 5 | 3 | | | |
| 294 | A | UMES | 4 | 2 | 284 | H | Norfolk St. | 6 | 5 | 284 | A | Norfolk St. | 9 | 5 | |
| 294 | A | UMES | 3 | 4 | 284 | H | Norfolk St. | 2 | 6 | 284 | H | Norfolk St. | 6 | 5 | |
| 68 | A | Rutgers | 8 | 12 | 284 | H | Norfolk St. | 0 | 6 | 284 | H | Norfolk St. | 0 | 6 | |
| 299 | H | Coppin St. | 10 | 9 | 284 | H | Norfolk St. | | | 284 | H | Norfolk St. | 2 | 6 | |
| 299 | H | Coppin St. | 5 | 4 | 294 | A | UMES | | | | | | 3 | 4 | |

Non-Div. I Games:

Delaware St.

Delaware St.

| | | | | |
|-----|---|------------|----|----|
| 299 | H | Coppin St. | 14 | 4 |
| 150 | H | Navy | 4 | 16 |

Through Games Of April 24, 2016

| RPI | S | Opponent | Score | |
|-----|---|------------|-------|----|
| 294 | A | UMES | 4 | 2 |
| 294 | H | UMES | 4 | 3 |
| 294 | H | UMES | 5 | 14 |
| 294 | H | UMES | 2 | 5 |
| 299 | A | Coppin St. | 0 | 3 |
| 299 | A | Coppin St. | 15 | 5 |
| 299 | A | Coppin St. | 14 | 6 |
| 299 | H | Coppin St. | 10 | 9 |
| 299 | H | Coppin St. | 14 | 4 |
| 299 | H | Coppin St. | 5 | 4 |

Delaware St.

D
e
l
a
w
a
r
e
s
t
.

D
e
l
a
w
a
r
e
s
t
.

| Average RPI Win: | 238 | WON-LOST RECORD | WINNING PCT. RANK | LAST 15 GAMES | STRENGTH OF SCHEDULE | OPP. STRENGTH OF SCHEDULE | TEAM RPI | ADJ RPI | CONF. RPI | ADJ CONF. RPI | | |
|------------------|------------------|-----------------|-------------------|------------------|----------------------|---------------------------|----------------------|-------------|-----------|---------------|-------|----|
| DIV. I ONLY | | 9-30-0 | .23077 | 290 | 3-12-0 | 264 | 248 | 290 | .38824 | 290 | 26 | 26 |
| DIV. I NON-CONF. | | 6-18-0 | .25 | 266 | 0-5-0 | 289 | 195 | 291 | .39011 | 291 | 26 | 26 |
| <hr/> | | | | | | | | | | | | |
| TOTALS | RPI 1-25 | RPI 26-50 | | W-L RECORDS | | RPI 51-100 | | RPI 101-150 | | RPI 150+ | | |
| 9-30-0 | 0-0-0 | 0-1-0 | | OVERALL | | 0-7-0 | | 0-3-0 | | 9-19-0 | | |
| 6-10-0 | 0-0-0 | 0-0-0 | | HOME | | 0-4-0 | | 0-0-0 | | 6-6-0 | | |
| 2-17-0 | 0-0-0 | 0-1-0 | | AWAY | | 0-0-0 | | 0-3-0 | | 2-13-0 | | |
| 1-3-0 | 0-0-0 | 0-0-0 | | NEUTRAL | | 0-3-0 | | 0-0-0 | | 1-0-0 | | |
| 6-18-0 | 0-0-0 | 0-1-0 | | NON-CONFERENCE | | 0-4-0 | | 0-0-0 | | 6-13-0 | | |
| 3-4-0 | 0-0-0 | 0-0-0 | | HOME | | 0-1-0 | | 0-0-0 | | 3-3-0 | | |
| 2-11-0 | 0-0-0 | 0-0- | | AWAY | | 0-0-0 | | 0-0-0 | | 2-10-0 | | |
| 1-3-0 | 0-0-0 | 0-0-0 | | NEUTRAL | | 0-3-0 | | 0-0-0 | | 1-0-0 | | |
| 3-12-0 | 0-0-0 | 0-0-0 | | CONFERENCE | | 0-3-0 | | 0-3-0 | | 3-6-0 | | |
| 3-6-0 | 0-0-0 | 0-0-0 | | HOME | | 0-3-0 | | 0-0-0 | | 3-3-0 | | |
| 0-6-0 | 0-0-0 | 0-0-0 | | AWAY | | 0-0-0 | | 0-3-0 | | 0-3-0 | | |
| 0-0-0 | 0-0-0 | 0-0-0 | | NEUTRAL | | 0-0-0 | | 0-0-0 | | 0-0-0 | | |
| RPI S | Opponent | Score | RPI S | Opponent | Score | RPI S | Opponent | Score | RPI S | Opponent | Score | |
| 45 | A Notre Dame | 3 6 | 52 | N Boston College | 1 7 | 138 | A Sacramento St. | 1 4 | | | | |
| | | | 77 | H Valparaiso | 6 10 | 138 | A Sacramento St. | 0 10 | | | | |
| | | | 91 | N Iowa | 3 15 | 138 | A Sacramento St. | 4 5 | | | | |
| | | | 95 | H Seattle | 4 12 | 160 | H Milwaukee | 9 12 | | | | |
| | | | 95 | H Seattle | 1 14 | 177 | A New Mexico St. | 2 8 | | | | |
| | | | 95 | H Seattle | 2 12 | 177 | A New Mexico St. | 4 11 | | | | |
| | | | 98 | N Indiana St. | 5 14 | 177 | A New Mexico St. | 5 17 | | | | |
| | | | | | | 182 | A Hawaii | 0 14 | | | | |
| | | | | | | 182 | A Hawaii | 1 4 | | | | |
| | | | | | | 182 | A Hawaii | 0 4 | | | | |
| | | | | | | 182 | A Hawaii | 1 0 | | | | |
| | | | | | | 195 | A Ill.-Chicago | 0 5 | | | | |
| | | | | | | 195 | H Ill.-Chicago | 6 3 | | | | |
| | | | | | | 195 | H Ill.-Chicago | 3 1 | | | | |
| | | | | | | 228 | H IPFW | 4 5 | | | | |
| | | | | | | 231 | A A&M-Corpus Christi | 2 6 | | | | |
| | | | | | | 231 | A A&M-Corpus Christi | 7 1 | | | | |
| | | | | | | 231 | A A&M-Corpus Christi | 6 8 | | | | |
| | | | | | | 246 | N Villanova | 4 3 | | | | |
| | | | | | | 251 | A Northwestern | 5 11 | | | | |
| | | | | | | 251 | H Northwestern | 10 12 | | | | |
| | | | | | | 255 | H Western Mich. | 6 3 | | | | |
| LAST 15 GAMES | | | | | | | | | | | | |
| 282 | H Northern Colo. | 5 7 | 138 | A Sacramento St. | 4 5 | 269 | A Saint Louis | 1 7 | | | | |
| 282 | H Northern Colo. | 5 4 | 160 | H Milwaukee | 9 12 | 269 | A Saint Louis | 0 7 | | | | |
| 282 | H Northern Colo. | 4 2 | 45 | A Notre Dame | 3 6 | 269 | A Saint Louis | 2 8 | | | | |
| 77 | H Valparaiso | 6 10 | | | | 274 | H UTRGV | 2 9 | | | | |
| 251 | H Northwestern | 10 12 | | | | 274 | H UTRGV | 12 7 | | | | |

Non-Div. I Games: Otterbein

Chicago St.

Chicago St.

| | | |
|----------------------|---|----|
| 138 A Sacramento St. | 1 | 4 |
| 138 A Sacramento St. | 0 | 10 |

Through Games Of April 24, 2016

| RPI | S | Opponent | Score | |
|-----|---|----------------|-------|---|
| 274 | H | UTRGV | 1 | 7 |
| 282 | H | Northern Colo. | 5 | 7 |
| 282 | H | Northern Colo. | 4 | 2 |
| 282 | H | Northern Colo. | 5 | 4 |

Chicago St.

C
h
i
c
a
g
o
s
t
.

C
h
i
c
a
g
o
s
t
.

| Average RPI Win: 297 | | WON-LOST RECORD | WINNING PCT. RANK | | LAST 15 GAMES | STRENGTH OF SCHEDULE | OPP. STRENGTH OF SCHEDULE | TEAM RPI | ADJ RPI | CONF. RPI | ADJ CONF. RPI | | | |
|-----------------------|---|--------------------|----------------------|-----------|------------------|-------------------------|------------------------------|-------------|------------|--------------|------------------|------------------|-------|----|
| Average RPI Loss: 164 | | | | | | | | | | | | | | |
| DIV. I ONLY | | 10-25-0 | .28571 | 271 | 6-7-0 | 287 | 294 | 292 | .38661 | 292 | 32 | 32 | | |
| DIV. I NON-CONF. | | 0-12-0 | 0 | 296 | 0-2-0 | 4 | 57 | 252 | .44466 | 251 | 31 | 31 | | |
| <hr/> | | | | | | | | | | | | | | |
| TOTALS | | RPI 1-25 | | RPI 26-50 | | W-L RECORDS | | RPI 51-100 | | RPI 101-150 | | RPI 150+ | | |
| 10-25-0 | | 0-1-0 | | 0-4-0 | | OVERALL | | 0-6-0 | | 0-1-0 | | 10-13-0 | | |
| 4-6-0 | | 0-0-0 | | 0-1-0 | | HOME | | 0-0-0 | | 0-1-0 | | 4-4-0 | | |
| 4-16-0 | | 0-1-0 | | 0-3-0 | | AWAY | | 0-4-0 | | 0-0-0 | | 4-8-0 | | |
| 2-3-0 | | 0-0-0 | | 0-0-0 | | NEUTRAL | | 0-2-0 | | 0-0-0 | | 2-1-0 | | |
| 0-12-0 | | 0-1-0 | | 0-4-0 | | NON-CONFERENCE | | 0-6-0 | | 0-1-0 | | 0-0-0 | | |
| 0-2-0 | | 0-0-0 | | 0-1-0 | | HOME | | 0-0-0 | | 0-1-0 | | 0-0-0 | | |
| 0-8-0 | | 0-1-0 | | 0-0- | | AWAY | | 0-4-0 | | 0-0-0 | | 0-0-0 | | |
| 0-2-0 | | 0-0-0 | | 0-0-0 | | NEUTRAL | | 0-2-0 | | 0-0-0 | | 0-0-0 | | |
| 10-13-0 | | 0-0-0 | | 0-0-0 | | CONFERENCE | | 0-0-0 | | 0-0-0 | | 10-13-0 | | |
| 4-4-0 | | 0-0-0 | | 0-0-0 | | HOME | | 0-0-0 | | 0-0-0 | | 4-4-0 | | |
| 4-8-0 | | 0-0-0 | | 0-0-0 | | AWAY | | 0-0-0 | | 0-0-0 | | 4-8-0 | | |
| 2-1-0 | | 0-0-0 | | 0-0-0 | | NEUTRAL | | 0-0-0 | | 0-0-0 | | 2-1-0 | | |
| RPI | S | Opponent | Score | | RPI | S | Opponent | Score | | RPI | S | Opponent | Score | |
| 13 | A | Mississippi St. | 0 | 14 | 37 | H | Southeast Mo. St. | 4 | 17 | 55 | A | Southeastern La. | 3 | 15 |
| | | | | | 41 | A | Alabama | 5 | 8 | 55 | A | Southeastern La. | 0 | 21 |
| | | | | | 41 | A | Alabama | 0 | 8 | 65 | N | UConn | 3 | 25 |
| | | | | | 42 | A | New Orleans | 3 | 12 | 67 | A | Austin Peay | 0 | 12 |
| | | | | | | | | | | 74 | A | Louisiana Tech | 4 | 15 |
| | | | | | | | | | | 89 | N | Missouri St. | 1 | 13 |
| | | | | | | | | | | | | | | |
| | | | | | | | | | | | | | | |
| | | | | | | | | | | | | | | |
| | | | | | | | | | | | | | | |
| | | | | | | | | | | | | | | |
| | | | | | | | | | | | | | | |
| | | | | | | | | | | | | | | |
| | | | | | | | | | | | | | | |
| | | | | | | | | | | | | | | |
| | | | | | | | | | | | | | | |
| | | | | | | | | | | | | | | |
| | | | | | | | | | | | | | | |
| | | | | | | | | | | | | | | |
| | | | | | | | | | | | | | | |
| | | | | | | | | | | | | | | |
| | | | | | | | | | | | | | | |
| | | | | | | | | | | | | | | |
| | | | | | | | | | | | | | | |
| | | | | | | | | | | | | | | |
| | | | | | | | | | | | | | | |
| | | | | | | | | | | | | | | |
| | | | | | | | | | | | | | | |
| | | | | | | | | | | | | | | |
| | | | | | | | | | | | | | | |
| | | | | | | | | | | | | | | |
| | | | | | | | | | | | | | | |
| | | | | | | | | | | | | | | |
| | | | | | | | | | | | | | | |
| | | | | | | | | | | | | | | |
| | | | | | | | | | | | | | | |
| | | | | | | | | | | | | | | |
| | | | | | | | | | | | | | | |
| | | | | | | | | | | | | | | |
| | | | | | | | | | | | | | | |
| | | | | | | | | | | | | | | |
| | | | | | | | | | | | | | | |
| | | | | | | | | | | | | | | |
| | | | | | | | | | | | | | | |
| | | | | | | | | | | | | | | |
| | | | | | | | | | | | | | | |
| | | | | | | | | | | | | | | |
| | | | | | | | | | | | | | | |
| | | | | | | | | | | | | | | |
| | | | | | | | | | | | | | | |
| | | | | | | | | | | | | | | |
| | | | | | | | | | | | | | | |
| | | | | | | | | | | | | | | |
| | | | | | | | | | | | | | | |
| | | | | | | | | | | | | | | |
| | | | | | | | | | | | | | | |
| | | | | | | | | | | | | | | |
| | | | | | | | | | | | | | | |
| | | | | | | | | | | | | | | |
| | | | | | | | | | | | | | | |
| | | | | | | | | | | | | | | |

Non-Div. I Games:

Tougaloo

18 2

Tougaloo

4 1

Tougaloo

4 0

Alcorn

| | | |
|-------------------|---|----|
| 289 A Jackson St. | 5 | 11 |
| 289 A Jackson St. | 9 | 6 |

A
l
c
o
r
n

A
l
c
o
r
n

[illegible]

| | | |
|--------------------|----|----|
| 296 H Prairie View | 4 | 1 |
| 221 H Grambling | 11 | 16 |

S
o
u
t
h
e
r
n
U
.

S
o
u
t
h
e
r
n
U
.

| Average RPI Win: | 276 | WON-LOST RECORD | WINNING PCT. RANK | LAST 15 GAMES | STRENGTH OF SCHEDULE | OPP. STRENGTH OF SCHEDULE | TEAM RPI | ADJ RPI | CONF. RPI | ADJ CONF. RPI | |
|-------------------|----------|--------------------|----------------------|------------------|-------------------------|------------------------------|-------------|------------|--------------|---------------------|-------|
| Average RPI Loss: | 235 | | | | | | | | | | |
| DIV. I ONLY | | 12-26-0 | .31579 263 | 7-8-0 | 296 | 298 | 294 | .37889 294 | 31 | 31 | |
| DIV. I NON-CONF. | | 7-14-0 | .33333 237 | 3-0-0 | 259 | 289 | 269 | .42916 268 | 32 | 32 | |
| <hr/> | | | | | | | | | | | |
| TOTALS | RPI 1-25 | RPI 26-50 | | W-L RECORDS | RPI 51-100 | | RPI 101-150 | | RPI 150+ | | |
| 12-26-0 | 0-0-0 | 0-1-0 | | OVERALL | 0-1-0 | | 0-2-0 | | 12-22-0 | | |
| 5-6-0 | 0-0-0 | 0-0-0 | | HOME | 0-0-0 | | 0-1-0 | | 5-5-0 | | |
| 4-18-0 | 0-0-0 | 0-1-0 | | AWAY | 0-1-0 | | 0-1-0 | | 4-15-0 | | |
| 3-2-0 | 0-0-0 | 0-0-0 | | NEUTRAL | 0-0-0 | | 0-0-0 | | 3-2-0 | | |
| 7-14-0 | 0-0-0 | 0-1-0 | | NON-CONFERENCE | 0-1-0 | | 0-2-0 | | 7-10-0 | | |
| 3-1-0 | 0-0-0 | 0-0-0 | | HOME | 0-0-0 | | 0-1-0 | | 3-0-0 | | |
| 1-11-0 | 0-0-0 | 0-0- | | AWAY | 0-1-0 | | 0-1-0 | | 1-8-0 | | |
| 3-2-0 | 0-0-0 | 0-0-0 | | NEUTRAL | 0-0-0 | | 0-0-0 | | 3-2-0 | | |
| 5-12-0 | 0-0-0 | 0-0-0 | | CONFERENCE | 0-0-0 | | 0-0-0 | | 5-12-0 | | |
| 2-5-0 | 0-0-0 | 0-0-0 | | HOME | 0-0-0 | | 0-0-0 | | 2-5-0 | | |
| 3-7-0 | 0-0-0 | 0-0-0 | | AWAY | 0-0-0 | | 0-0-0 | | 3-7-0 | | |
| 0-0-0 | 0-0-0 | 0-0-0 | | NEUTRAL | 0-0-0 | | 0-0-0 | | 0-0-0 | | |
| RPI S | Opponent | Score | RPI S | Opponent | Score | RPI S | Opponent | Score | RPI S | Opponent | Score |
| | | | 46 A | UNCG | 2 8 | 64 A | Duke | 1 9 | 150 A | Navy | 2 11 |
| | | | | | | | | | 150 H | Navy | 4 16 |
| | | | | | | | | | 159 A | Richmond | 0 15 |
| | | | | | | | | | 159 A | Richmond | 4 7 |
| | | | | | | | | | 216 A | Eastern Ky. | 3 14 |
| | | | | | | | | | 216 A | Eastern Ky. | 2 20 |
| | | | | | | | | | 216 A | Eastern Ky. | 1 17 |
| | | | | | | | | | 216 A | Eastern Ky. | 5 4 |
| | | | | | | | | | 233 A | VMI | 3 7 |
| | | | | | | | | | 233 A | VMI | 1 14 |
| | | | | | | | | | 233 A | VMI | 2 23 |
| | | | | | | | | | 252 N | Fairleigh Dickinson | 5 7 |
| | | | | | | | | | 252 N | Fairleigh Dickinson | 5 1 |
| | | | | | | | | | 252 N | Fairleigh Dickinson | 6 4 |
| | | | | | | | | | 265 H | Lehigh | 7 6 |
| | | | | | | | | | 265 H | Lehigh | 5 4 |
| | | | | | | | | | 284 A | Norfolk St. | 1 3 |
| | | | | | | | | | 284 A | Norfolk St. | 0 8 |
| | | | | | | | | | 284 A | Norfolk St. | 0 6 |
| | | | | | | | | | 284 H | Norfolk St. | 7 20 |
| | | | | | | | | | 284 H | Norfolk St. | 6 7 |
| | | | | | | | | | 284 H | Norfolk St. | 2 11 |
| | | | LAST 15 GAMES | | | | | | | | |
| | | | 290 H | Delaware St. | 2 4 | 299 A | Coppin St. | 6 12 | 290 A | Delaware St. | 5 2 |
| | | | 290 H | Delaware St. | 4 3 | 299 A | Coppin St. | 7 3 | 290 A | Delaware St. | 14 5 |
| | | | 265 H | Lehigh | 5 4 | 299 A | Coppin St. | 4 16 | 290 A | Delaware St. | 3 4 |
| | | | 265 H | Lehigh | 7 6 | | | | 290 H | Delaware St. | 2 4 |
| | | | 284 A | Norfolk St. | 1 3 | | | | 290 H | Delaware St. | 4 3 |

Non-Div. I Games:

UMES

| | | |
|-------------------|---|---|
| 284 A Norfolk St. | 0 | 6 |
| 284 A Norfolk St. | 0 | 8 |

| RPI | S | Opponent | Score | |
|-----|---|----------------|-------|----|
| 295 | N | Saint Peter's | 17 | 5 |
| 295 | N | Saint Peter's | 8 | 10 |
| 297 | H | Mt. St. Mary's | 9 | 2 |
| 299 | A | Coppin St. | 6 | 12 |
| 299 | A | Coppin St. | 4 | 16 |
| 299 | A | Coppin St. | 1 | 3 |
| 299 | A | Coppin St. | 7 | 3 |
| 299 | H | Coppin St. | 1 | 3 |
| 299 | H | Coppin St. | 4 | 3 |

| Average RPI Win: | 221 | WON-LOST | WINNING | LAST 15 | STRENGTH OF | OPP. STRENGTH | TEAM | ADJ | CONF. | ADJ CONF. | |
|-------------------|----------|-----------|----------------|-------------|-------------|---------------|----------|--------|-------|-----------------|-------|
| Average RPI Loss: | 200 | RECORD | PCT. RANK | GAMES | SCHEDULE | OF SCHEDULE | RPI | RPI | RPI | RPI | |
| DIV. I ONLY | 6-29-0 | .17143 | 298 | 2-13-0 | 276 | 279 | 295 | .37618 | 295 | 28 | 28 |
| DIV. I NON-CONF. | 5-18-0 | .21739 | 278 | 1-6-0 | 274 | 286 | 288 | .39866 | 288 | 25 | 25 |
| TOTALS | RPI 1-25 | RPI 26-50 | W-L RECORDS | RPI 51-100 | RPI 101-150 | RPI 150+ | | | | | |
| 6-29-0 | 0-0-0 | 0-1-0 | OVERALL | 0-0-0 | 0-1-0 | 6-27-0 | | | | | |
| 1-10-0 | 0-0-0 | 0-0-0 | HOME | 0-0-0 | 0-0-0 | 1-10-0 | | | | | |
| 4-16-0 | 0-0-0 | 0-1-0 | AWAY | 0-0-0 | 0-1-0 | 4-14-0 | | | | | |
| 1-3-0 | 0-0-0 | 0-0-0 | NEUTRAL | 0-0-0 | 0-0-0 | 1-3-0 | | | | | |
| 5-18-0 | 0-0-0 | 0-1-0 | NON-CONFERENCE | 0-0-0 | 0-1-0 | 5-16-0 | | | | | |
| 0-2-0 | 0-0-0 | 0-0-0 | HOME | 0-0-0 | 0-0-0 | 0-2-0 | | | | | |
| 4-13-0 | 0-0-0 | 0-0- | AWAY | 0-0-0 | 0-1-0 | 4-11-0 | | | | | |
| 1-3-0 | 0-0-0 | 0-0-0 | NEUTRAL | 0-0-0 | 0-0-0 | 1-3-0 | | | | | |
| 1-11-0 | 0-0-0 | 0-0-0 | CONFERENCE | 0-0-0 | 0-0-0 | 1-11-0 | | | | | |
| 1-8-0 | 0-0-0 | 0-0-0 | HOME | 0-0-0 | 0-0-0 | 1-8-0 | | | | | |
| 0-3-0 | 0-0-0 | 0-0-0 | AWAY | 0-0-0 | 0-0-0 | 0-3-0 | | | | | |
| 0-0-0 | 0-0-0 | 0-0-0 | NEUTRAL | 0-0-0 | 0-0-0 | 0-0-0 | | | | | |
| RPI S | Opponent | Score | RPI S | Opponent | Score | RPI S | Opponent | Score | RPI S | Opponent | Score |
| | | | 32 A | Wake Forest | 2 8 | | | | 111 A | Seton Hall | 4 5 |
| | | | | | | | | | 157 H | Monmouth | 8 7 |
| | | | | | | | | | 157 H | Monmouth | 1 4 |
| | | | | | | | | | 157 H | Monmouth | 7 11 |
| | | | | | | | | | 158 A | St. John's (NY) | 9 8 |
| | | | | | | | | | 159 A | Richmond | 2 12 |
| | | | | | | | | | 159 A | Richmond | 0 10 |
| | | | | | | | | | 159 N | Richmond | 6 12 |
| | | | | | | | | | 168 A | Stony Brook | 3 7 |
| | | | | | | | | | 183 A | Albany (NY) | 5 17 |
| | | | | | | | | | 183 A | Albany (NY) | 2 5 |
| | | | | | | | | | 183 A | Albany (NY) | 0 5 |
| | | | | | | | | | 191 A | Canisius | 7 8 |
| | | | | | | | | | 191 A | Canisius | 0 9 |
| | | | | | | | | | 191 A | Canisius | 7 11 |
| | | | | | | | | | 192 A | Fordham | 2 0 |
| | | | | | | | | | 202 H | Fairfield | 2 12 |
| | | | | | | | | | 202 H | Fairfield | 3 8 |
| | | | | | | | | | 202 H | Fairfield | 3 11 |
| | | | | | | | | | 222 H | Niagara | 2 21 |
| | | | | | | | | | 222 H | Niagara | 0 11 |
| | | | | | | | | | 222 H | Niagara | 0 13 |
| | | | | | | | | | 226 N | Harvard | 1 7 |
| | | | | | | | | | 230 H | Hofstra | 4 11 |
| | | | | | | | | | 242 A | NJIT | 0 16 |
| | | | | | | | | | 242 H | NJIT | 7 11 |
| | | | | | | | | | 246 A | Villanova | 5 1 |
| LAST 15 GAMES | | | | | | | | | | | |
| | | | | | | | | | | | |
| | | | | | | | | | | | |
| | | | | | | | | | | | |
| | | | | | | | | | | | |
| | | | | | | | | | | | |

Non-Div. I Games:

Saint Peter's

| | | | | |
|-----|---|-------------|---|----|
| 183 | A | Albany (NY) | 5 | 17 |
| 183 | A | Albany (NY) | 0 | 5 |

| RPI | S | Opponent | Score | |
|-----|---|-----------|-------|----|
| 246 | A | Villanova | 3 | 7 |
| 265 | A | Lehigh | 3 | 6 |
| 278 | A | Wagner | 6 | 13 |
| 281 | A | La Salle | 7 | 3 |
| 281 | A | La Salle | 0 | 1 |
| 294 | N | UMES | 5 | 17 |
| 294 | N | UMES | 10 | 8 |

Saint Peter's

S
a
i
n
t
P
e
t
e
r
'
s

S
a
i
n
t
P
e
t
e
r
'
s

| Average RPI Win: 276 | | WON-LOST | WINNING | LAST 15 | STRENGTH OF | | OPP. STRENGTH | TEAM | ADJ | CONF. | ADJ CONF. | |
|-------------------------|-----------|----------|-----------|----------------|-------------|-------|---------------|-------|-----------------|-----------------|-----------|----|
| Average RPI Loss: 228 | | RECORD | PCT. RANK | GAMES | SCHEDULE | | OF SCHEDULE | RPI | RPI | RPI | RPI | |
| DIV. I ONLY | | 8-24-0 | .25 | 283 | 2-11-0 | | 292 | 293 | 296 | .36989 | 296 | |
| DIV. I NON-CONF. | | 1-9-0 | .1 | 295 | 0-1-0 | | 174 | 207 | 285 | .408 | 285 | |
| TOTALS | | RPI 1-25 | RPI 26-50 | | W-L RECORDS | | RPI 51-100 | | RPI 101-150 | | RPI 150+ | |
| 8-24-0 | 0-1-0 | 0-1-0 | | OVERALL | | 0-2-0 | | 0-0-0 | | 8-20-0 | | |
| 3-5-0 | 0-0-0 | 0-0-0 | | HOME | | 0-0-0 | | 0-0-0 | | 3-5-0 | | |
| 3-17-0 | 0-1-0 | 0-1-0 | | AWAY | | 0-1-0 | | 0-0-0 | | 3-14-0 | | |
| 2-2-0 | 0-0-0 | 0-0-0 | | NEUTRAL | | 0-1-0 | | 0-0-0 | | 2-1-0 | | |
| 1-9-0 | 0-1-0 | 0-1-0 | | NON-CONFERENCE | | 0-2-0 | | 0-0-0 | | 1-5-0 | | |
| 0-0-0 | 0-0-0 | 0-0-0 | | HOME | | 0-0-0 | | 0-0-0 | | 0-0-0 | | |
| 1-7-0 | 0-1-0 | 0-0- | | AWAY | | 0-1-0 | | 0-0-0 | | 1-4-0 | | |
| 0-2-0 | 0-0-0 | 0-0-0 | | NEUTRAL | | 0-1-0 | | 0-0-0 | | 0-1-0 | | |
| 7-15-0 | 0-0-0 | 0-0-0 | | CONFERENCE | | 0-0-0 | | 0-0-0 | | 7-15-0 | | |
| 3-5-0 | 0-0-0 | 0-0-0 | | HOME | | 0-0-0 | | 0-0-0 | | 3-5-0 | | |
| 2-10-0 | 0-0-0 | 0-0-0 | | AWAY | | 0-0-0 | | 0-0-0 | | 2-10-0 | | |
| 2-0-0 | 0-0-0 | 0-0-0 | | NEUTRAL | | 0-0-0 | | 0-0-0 | | 2-0-0 | | |
| RPI S | Opponent | Score | | RPI S | Opponent | Score | | RPI S | Opponent | Score | | |
| 4 A | Texas A&M | 0 | 11 | 47 A | Lamar | 3 | 13 | 74 N | Louisiana Tech | 0 | 7 | |
| | | | | | | | | 81 A | Sam Houston St. | 5 | 16 | |
| | | | | | | | | | 186 N | Washington St. | 3 | 14 |
| | | | | | | | | | 187 A | Houston Baptist | 3 | 5 |
| | | | | | | | | | 221 A | Grambling | 6 | 13 |
| | | | | | | | | | 221 A | Grambling | 4 | 8 |
| | | | | | | | | | 221 A | Grambling | 7 | 11 |
| | | | | | | | | | 221 N | Grambling | 4 | 3 |
| | | | | | | | | | 264 A | Incarnate Word | 2 | 12 |
| | | | | | | | | | 264 A | Incarnate Word | 5 | 1 |
| | | | | | | | | | 274 A | UTRGV | 6 | 7 |
| | | | | | | | | | 274 A | UTRGV | 9 | 11 |
| | | | | | | | | | 276 A | Ark.-Pine Bluff | 0 | 12 |
| | | | | | | | | | 276 A | Ark.-Pine Bluff | 1 | 21 |
| | | | | | | | | | 276 A | Ark.-Pine Bluff | 1 | 11 |
| | | | | | | | | | 276 H | Ark.-Pine Bluff | 0 | 9 |
| | | | | | | | | | 276 H | Ark.-Pine Bluff | 17 | 13 |
| | | | | | | | | | 276 H | Ark.-Pine Bluff | 7 | 11 |
| | | | | | | | | | 286 A | Texas Southern | 5 | 4 |
| | | | | | | | | | 286 A | Texas Southern | 12 | 8 |
| | | | | | | | | | 286 A | Texas Southern | 5 | 6 |
| | | | | | | | | | 286 H | Texas Southern | 3 | 11 |
| | | | | | | | | | 286 H | Texas Southern | 12 | 2 |
| | | | | | | | | | 286 H | Texas Southern | 5 | 24 |
| | | | | | | | | | 292 N | Alcorn | 11 | 10 |
| | | | | | | | | | 293 A | Southern U. | 1 | 4 |
| | | | | | | | | | 293 A | Southern U. | 5 | 16 |
| | | | | | | | | | 293 A | Southern U. | 9 | 13 |
| | | | | | | | | | 293 H | Southern U. | 2 | 9 |
| Non-Div. I Games: Wiley | | | | 20 | 10 | Wiley | | | | 8 | 7 | |

| | | |
|----------------------|---|----|
| 293 A Southern U. | 1 | 4 |
| 286 H Texas Southern | 5 | 24 |

| RPI | S | Opponent | Score | |
|-----|---|-------------|-------|---|
| 293 | H | Southern U. | 7 | 1 |

Prairie View

P
r
a
i
r
i
e
V
i
e
w

P
r
a
i
r
i
e
V
i
e
w

M
t
.
S
t
.
M
a
r
y
:
s

Mt. St. Mary's

| | | |
|---------------------------|---|---|
| 252 H Fairleigh Dickinson | 0 | 1 |
| 252 H Fairleigh Dickinson | 5 | 2 |

| RPI | S | Opponent | Score | |
|-----|---|---------------|-------|----|
| 285 | A | UNC Asheville | 2 | 1 |
| 285 | A | UNC Asheville | 5 | 8 |
| 294 | A | UMES | 2 | 9 |
| 299 | A | Coppin St. | 16 | 6 |
| 299 | H | Coppin St. | 9 | 12 |

Mt. St. Mary's

M
t
.
S
t
.
M
a
r
y
.
s

M
t
.
S
t
.
M
a
r
y
.
s

| Average RPI Win: 265 | | WON-LOST | WINNING | LAST 15 | STRENGTH OF | | OPP. STRENGTH | TEAM | ADJ | CONF. | ADJ CONF. |
|-----------------------|----------|----------|-----------|----------|----------------|-------|------------------|-------|-------------|-----------------|-----------|
| Average RPI Loss: 218 | | RECORD | PCT. RANK | GAMES | SCHEDULE | | OF SCHEDULE | RPI | RPI | RPI | RPI |
| DIV. I ONLY | | 11-33-0 | .25 | 283 | 6-9-0 | | 298 | 289 | 298 | .3532 | 298 |
| DIV. I NON-CONF. | | 4-19-0 | .17391 | 288 | 2-3-0 | | 269 | 223 | 295 | .37997 | 295 |
| TOTALS | | RPI 1-25 | RPI 26-50 | | W-L RECORDS | | RPI 51-100 | | RPI 101-150 | | RPI 150+ |
| 11-33-0 | | 0-0-0 | 0-1-0 | | OVERALL | | 0-1-0 | | 1-5-0 | | 10-26-0 |
| 5-18-0 | | 0-0-0 | 0-0-0 | | HOME | | 0-0-0 | | 0-0-0 | | 5-18-0 |
| 6-15-0 | | 0-0-0 | 0-1-0 | | AWAY | | 0-1-0 | | 1-4-0 | | 5-7-0 |
| 0-0-0 | | 0-0-0 | 0-0-0 | | NEUTRAL | | 0-0-0 | | 0-0-0 | | 0-0-0 |
| 4-19-0 | | 0-0-0 | 0-1-0 | | NON-CONFERENCE | | 0-1-0 | | 1-5-0 | | 3-12-0 |
| 2-8-0 | | 0-0-0 | 0-0-0 | | HOME | | 0-0-0 | | 0-0-0 | | 2-8-0 |
| 2-11-0 | | 0-0-0 | 0-0- | | AWAY | | 0-1-0 | | 1-5-0 | | 1-4-0 |
| 0-0-0 | | 0-0-0 | 0-0-0 | | NEUTRAL | | 0-0-0 | | 0-0-0 | | 0-0-0 |
| 7-14-0 | | 0-0-0 | 0-0-0 | | CONFERENCE | | 0-0-0 | | 0-0-0 | | 7-14-0 |
| 3-10-0 | | 0-0-0 | 0-0-0 | | HOME | | 0-0-0 | | 0-0-0 | | 3-10-0 |
| 4-4-0 | | 0-0-0 | 0-0-0 | | AWAY | | 0-0-0 | | 0-0-0 | | 4-4-0 |
| 0-0-0 | | 0-0-0 | 0-0-0 | | NEUTRAL | | 0-0-0 | | 0-0-0 | | 0-0-0 |
| RPI S | Opponent | Score | RPI S | Opponent | Score | RPI S | Opponent | Score | RPI S | Opponent | Score |
| | | | 38 A | Tulane | 0 7 | 82 A | Troy | 0 8 | 102 A | Missouri | 3 5 |
| | | | | | | | | | 106 A | Samford | 6 18 |
| | | | | | | | | | 106 A | Samford | 7 5 |
| | | | | | | | | | 108 A | Auburn | 0 5 |
| | | | | | | | | | 108 A | Auburn | 1 15 |
| | | | | | | | | | 116 A | UAB | 2 12 |
| | | | | | | | | | 172 H | Alabama St. | 4 16 |
| | | | | | | | | | 172 H | Alabama St. | 3 7 |
| | | | | | | | | | 172 H | Alabama St. | 2 17 |
| | | | | | | | | | 211 A | Tennessee Tech | 6 11 |
| | | | | | | | | | 211 H | Tennessee Tech | 6 34 |
| | | | | | | | | | 216 A | Eastern Ky. | 3 1 |
| | | | | | | | | | 216 H | Eastern Ky. | 6 11 |
| | | | | | | | | | 224 A | Lipscomb | 3 10 |
| | | | | | | | | | 224 A | Lipscomb | 4 5 |
| | | | | | | | | | 224 A | Lipscomb | 5 14 |
| | | | | | | | | | 228 H | IPFW | 1 8 |
| | | | | | | | | | 228 H | IPFW | 6 4 |
| | | | | | | | | | 228 H | IPFW | 7 9 |
| | | | | | | | | | 228 H | IPFW | 6 7 |
| | | | | | | | | | 273 H | UT Martin | 2 9 |
| | | | | | | | | | 276 A | Ark.-Pine Bluff | 0 1 |
| | | | | | | | | | 276 A | Ark.-Pine Bluff | 3 4 |
| | | | | | | | | | 276 A | Ark.-Pine Bluff | 2 5 |
| | | | | | | | | | 288 H | Savannah St. | 12 9 |
| | | | | | | | | | 288 H | Savannah St. | 2 3 |
| | | | | | | | | | 288 H | Savannah St. | 12 17 |
| LAST 15 GAMES | | | 292 A | Alcorn | 13 3 | 300 H | Mississippi Val. | 10 11 | 276 A | Ark.-Pine Bluff | 3 4 |
| | | | 292 A | Alcorn | 8 3 | 300 H | Mississippi Val. | 10 6 | 276 A | Ark.-Pine Bluff | 2 5 |
| | | | 292 A | Alcorn | 4 6 | 216 A | Eastern Ky. | 3 1 | 288 H | Savannah St. | 12 9 |
| | | | 106 A | Samford | 7 5 | | | | 288 H | Savannah St. | 2 3 |
| | | | 106 A | Samford | 6 18 | | | | 288 H | Savannah St. | 12 17 |

Non-Div. I Games: North Ala. 6 5

Alabama A&M

| | | |
|------------------------|----|---|
| 300 H Mississippi Val. | 17 | 4 |
| 300 H Mississippi Val. | 1 | 2 |

| RPI | S | Opponent | Score |
|-----|---|------------------|-------|
| 289 | H | Jackson St. | 1 20 |
| 289 | H | Jackson St. | 9 10 |
| 289 | H | Jackson St. | 4 22 |
| 292 | A | Alcorn | 8 3 |
| 292 | A | Alcorn | 4 6 |
| 292 | A | Alcorn | 13 3 |
| 292 | H | Alcorn | 4 16 |
| 292 | H | Alcorn | 13 15 |
| 292 | H | Alcorn | 12 2 |
| 300 | A | Mississippi Val. | 12 10 |
| 300 | A | Mississippi Val. | 5 2 |
| 300 | H | Mississippi Val. | 17 4 |
| 300 | H | Mississippi Val. | 10 11 |
| 300 | H | Mississippi Val. | 10 6 |
| 300 | H | Mississippi Val. | 1 2 |

Alabama A&M

A
l
a
b
a
m
a
A
&
M

A
l
a
b
a
m
a
A
&
M

| Average RPI Win: 285 | | WON-LOST RECORD | | WINNING PCT. RANK | | LAST 15 GAMES | | STRENGTH OF SCHEDULE | | OPP. STRENGTH OF SCHEDULE | | TEAM RPI | | ADJ RPI | | CONF. RPI | | ADJ CONF. RPI | | |
|----------------------|---|-----------------|--|-------------------|--|----------------|---|----------------------|---|---------------------------|-----|----------|---------------------|---------------------|----|-----------|---|---------------|----|----|
| DIV. I ONLY | | 9-30-0 | | .23077 290 | | 5-10-0 | | 300 | | 299 | | 299 | | .32944 299 | | 31 | | 31 | | |
| DIV. I NON-CONF. | | 3-18-0 | | .14286 292 | | 1-3-0 | | 298 | | 297 | | 300 | | .32915 300 | | 32 | | 32 | | |
| TOTALS | | RPI 1-25 | | RPI 26-50 | | W-L RECORDS | | RPI 51-100 | | RPI 101-150 | | RPI 150+ | | | | | | | | |
| 9-30-0 | | 0-0-0 | | 0-0-0 | | OVERALL | | 0-0-0 | | 0-0-0 | | 9-30-0 | | | | | | | | |
| 6-14-0 | | 0-0-0 | | 0-0-0 | | HOME | | 0-0-0 | | 0-0-0 | | 6-14-0 | | | | | | | | |
| 2-14-0 | | 0-0-0 | | 0-0-0 | | AWAY | | 0-0-0 | | 0-0-0 | | 2-11-0 | | | | | | | | |
| 1-2-0 | | 0-0-0 | | 0-0-0 | | NEUTRAL | | 0-0-0 | | 0-0-0 | | 1-2-0 | | | | | | | | |
| 3-18-0 | | 0-0-0 | | 0-0-0 | | NON-CONFERENCE | | 0-0-0 | | 0-0-0 | | 3-18-0 | | | | | | | | |
| 1-9-0 | | 0-0-0 | | 0-0-0 | | HOME | | 0-0-0 | | 0-0-0 | | 1-9-0 | | | | | | | | |
| 1-7-0 | | 0-0-0 | | 0-0- | | AWAY | | 0-0-0 | | 0-0-0 | | 1-7-0 | | | | | | | | |
| 1-2-0 | | 0-0-0 | | 0-0-0 | | NEUTRAL | | 0-0-0 | | 0-0-0 | | 1-2-0 | | | | | | | | |
| 6-12-0 | | 0-0-0 | | 0-0-0 | | CONFERENCE | | 0-0-0 | | 0-0-0 | | 6-12-0 | | | | | | | | |
| 5-5-0 | | 0-0-0 | | 0-0-0 | | HOME | | 0-0-0 | | 0-0-0 | | 5-5-0 | | | | | | | | |
| 1-7-0 | | 0-0-0 | | 0-0-0 | | AWAY | | 0-0-0 | | 0-0-0 | | 1-7-0 | | | | | | | | |
| 0-0-0 | | 0-0-0 | | 0-0-0 | | NEUTRAL | | 0-0-0 | | 0-0-0 | | 0-0-0 | | | | | | | | |
| RPI | S | Opponent | | Score | | RPI | S | Opponent | | Score | | RPI | S | Opponent | | Score | | | | |
| | | | | | | | | | | | | 174 | H | Georgetown | 4 | 5 | | | | |
| | | | | | | | | | | | | 205 | A | UMBC | 3 | 12 | | | | |
| | | | | | | | | | | | | 230 | H | Hofstra | 0 | 17 | | | | |
| | | | | | | | | | | | | 230 | H | Hofstra | 0 | 15 | | | | |
| | | | | | | | | | | | | 230 | H | Hofstra | 4 | 17 | | | | |
| | | | | | | | | | | | | 235 | A | Georgia St. | 0 | 13 | | | | |
| | | | | | | | | | | | | 235 | A | Georgia St. | 0 | 17 | | | | |
| | | | | | | | | | | | | 235 | A | Georgia St. | 4 | 22 | | | | |
| | | | | | | | | | | | | 235 | A | Georgia St. | 0 | 12 | | | | |
| | | | | | | | | | | | | 237 | A | Towson | 7 | 8 | | | | |
| | | | | | | | | | | | | 242 | H | NJIT | 4 | 5 | | | | |
| | | | | | | | | | | | | 242 | H | NJIT | 2 | 9 | | | | |
| | | | | | | | | | | | | 242 | H | NJIT | 2 | 3 | | | | |
| | | | | | | | | | | | | 252 | H | Fairleigh Dickinson | 24 | 35 | | | | |
| | | | | | | | | | | | | 252 | H | Fairleigh Dickinson | 15 | 8 | | | | |
| | | | | | | | | | | | | 265 | A | Lehigh | 4 | 10 | | | | |
| | | | | | | | | | | | | 266 | N | NYIT | 10 | 4 | | | | |
| | | | | | | | | | | | | 266 | N | NYIT | 7 | 14 | | | | |
| | | | | | | | | | | | | 266 | N | NYIT | 2 | 5 | | | | |
| | | | | | | | | | | | | 284 | A | Norfolk St. | 1 | 4 | | | | |
| | | | | | | | | | | | | 284 | A | Norfolk St. | 0 | 2 | | | | |
| | | | | | | | | | | | | 284 | A | Norfolk St. | 0 | 10 | | | | |
| | | | | | | | | | | | | 284 | H | Norfolk St. | 3 | 6 | | | | |
| | | | | | | | | | | | | 284 | H | Norfolk St. | 2 | 12 | | | | |
| | | | | | | | | | | | | 284 | H | Norfolk St. | 11 | 7 | | | | |
| | | | | | | | | | | | | 290 | A | Delaware St. | 9 | 10 | | | | |
| | | | | | | | | | | | | 290 | A | Delaware St. | 4 | 14 | | | | |
| LAST 15 GAMES | | | | | | | | | | | | | | | | | | | | |
| | | | | | | 284 | A | Norfolk St. | 1 | 4 | 252 | H | Fairleigh Dickinson | 24 | 35 | 284 | H | Norfolk St. | 3 | 6 |
| | | | | | | 284 | A | Norfolk St. | 0 | 2 | 252 | H | Fairleigh Dickinson | 15 | 8 | 284 | H | Norfolk St. | 2 | 12 |
| | | | | | | 284 | A | Norfolk St. | 0 | 10 | 294 | H | UMES | 12 | 6 | 284 | H | Norfolk St. | 11 | 7 |
| | | | | | | 297 | H | Mt. St. Mary's | 6 | 16 | | | | | | 290 | A | Delaware St. | 9 | 10 |
| | | | | | | 290 | A | Delaware St. | 9 | 10 | | | | | | 290 | A | Delaware St. | 4 | 14 |

Non-Div. I Games:

Coppin St.

Coppin St.

| | | |
|--------------------|---|----|
| 290 A Delaware St. | 4 | 5 |
| 290 A Delaware St. | 4 | 14 |

Through Games Of April 24, 2016

| RPI | S | Opponent | Score | |
|-----|---|----------------|-------|----|
| 290 | A | Delaware St. | 4 | 5 |
| 290 | H | Delaware St. | 5 | 15 |
| 290 | H | Delaware St. | 6 | 14 |
| 290 | H | Delaware St. | 3 | 0 |
| 294 | A | UMES | 3 | 1 |
| 294 | A | UMES | 3 | 4 |
| 294 | H | UMES | 16 | 4 |
| 294 | H | UMES | 3 | 1 |
| 294 | H | UMES | 3 | 7 |
| 294 | H | UMES | 12 | 6 |
| 297 | A | Mt. St. Mary's | 12 | 9 |
| 297 | H | Mt. St. Mary's | 6 | 16 |

Coppin St.

C
o
p
p
i
n
s
t
.

C
o
p
p
i
n
s
t
.

| Average RPI Win: 295 | | WON-LOST | WINNING | LAST 15 | STRENGTH OF | | OPP. STRENGTH | TEAM | ADJ | CONF. | ADJ CONF. |
|----------------------------|-----------------|----------|-----------|----------------|-------------|-----------|---------------|-------|--------------|------------------|-----------|
| Average RPI Loss: 217 | | RECORD | PCT. RANK | GAMES | SCHEDULE | | OF SCHEDULE | RPI | RPI | RPI | RPI |
| DIV. I ONLY | | 4-28-0 | .125 | 300 | 2-11-0 | | 295 | 295 | 300 | .32656 | 300 |
| DIV. I NON-CONF. | | 0-11-0 | 0 | 296 | 0-0-0 | | 225 | 186 | 299 | .35331 | 299 |
| TOTALS | | RPI 1-25 | RPI 26-50 | | W-L RECORDS | | RPI 51-100 | | RPI 101-150 | | RPI 150+ |
| 4-28-0 | 0-1-0 | 0-0-0 | | OVERALL | | 0-2-0 | | 0-1-0 | | 4-24-0 | |
| 2-9-0 | 0-0-0 | 0-0-0 | | HOME | | 0-0-0 | | 0-0-0 | | 2-9-0 | |
| 2-19-0 | 0-1-0 | 0-0-0 | | AWAY | | 0-2-0 | | 0-1-0 | | 2-15-0 | |
| 0-0-0 | 0-0-0 | 0-0-0 | | NEUTRAL | | 0-0-0 | | 0-0-0 | | 0-0-0 | |
| 0-11-0 | 0-1-0 | 0-0-0 | | NON-CONFERENCE | | 0-2-0 | | 0-1-0 | | 0-7-0 | |
| 0-0-0 | 0-0-0 | 0-0-0 | | HOME | | 0-0-0 | | 0-0-0 | | 0-0-0 | |
| 0-11-0 | 0-1-0 | 0-0- | | AWAY | | 0-2-0 | | 0-1-0 | | 0-7-0 | |
| 0-0-0 | 0-0-0 | 0-0-0 | | NEUTRAL | | 0-0-0 | | 0-0-0 | | 0-0-0 | |
| 4-17-0 | 0-0-0 | 0-0-0 | | CONFERENCE | | 0-0-0 | | 0-0-0 | | 4-17-0 | |
| 2-9-0 | 0-0-0 | 0-0-0 | | HOME | | 0-0-0 | | 0-0-0 | | 2-9-0 | |
| 2-8-0 | 0-0-0 | 0-0-0 | | AWAY | | 0-0-0 | | 0-0-0 | | 2-8-0 | |
| 0-0-0 | 0-0-0 | 0-0-0 | | NEUTRAL | | 0-0-0 | | 0-0-0 | | 0-0-0 | |
| RPI S | Opponent | Score | | RPI S | Opponent | Score | | RPI S | Opponent | Score | |
| 13 A | Mississippi St. | 1 | 16 | | | | | 92 A | Arkansas | 0 | 20 |
| | | | | | | | | 92 A | Arkansas | 4 | 21 |
| | | | | | | | | 103 A | Little Rock | 3 | 20 |
| | | | | | | | | 172 A | Alabama St. | 2 | 27 |
| | | | | | | | | 172 A | Alabama St. | 0 | 3 |
| | | | | | | | | 172 A | Alabama St. | 3 | 11 |
| | | | | | | | | 172 H | Alabama St. | 1 | 28 |
| | | | | | | | | 172 H | Alabama St. | 0 | 10 |
| | | | | | | | | 172 H | Alabama St. | 0 | 12 |
| | | | | | | | | 212 A | Nicholls St. | 3 | 13 |
| | | | | | | | | 212 A | Nicholls St. | 2 | 18 |
| | | | | | | | | 212 A | Nicholls St. | 1 | 6 |
| | | | | | | | | 212 A | Nicholls St. | 1 | 15 |
| | | | | | | | | 224 A | Lipscomb | 3 | 16 |
| | | | | | | | | 224 A | Lipscomb | 1 | 11 |
| | | | | | | | | 224 A | Lipscomb | 1 | 7 |
| | | | | | | | | 289 H | Jackson St. | 9 | 19 |
| | | | | | | | | 289 H | Jackson St. | 3 | 10 |
| | | | | | | | | 289 H | Jackson St. | 5 | 16 |
| | | | | | | | | 292 A | Alcorn | 4 | 11 |
| | | | | | | | | 292 A | Alcorn | 4 | 12 |
| | | | | | | | | 292 A | Alcorn | 2 | 9 |
| | | | | | | | | 292 H | Alcorn | 6 | 5 |
| | | | | | | | | 292 H | Alcorn | 5 | 1 |
| | | | | | | | | 292 H | Alcorn | 3 | 10 |
| | | | | | | | | 298 A | Alabama A&M | 2 | 1 |
| | | | | | | | | 298 A | Alabama A&M | 11 | 10 |
| | | | | | | | | 298 A | Alabama A&M | 4 | 17 |
| | | | | | | | | 298 A | Alabama A&M | 6 | 10 |
| Non-Div. I Games: Tougaloo | | | | 16 | 3 | Delta St. | | 4 | 12 | Tougaloo | |
| | | | | | | | | | | 18 | |
| | | | | | | Delta St. | | | | 1 | |
| | | | | | | | | | | 16 | |
| | | | | | | | | | | Mississippi Val. | |

Mississippi Val.

| | | | | |
|-----|---|-------------|---|----|
| 298 | A | Alabama A&M | 2 | 1 |
| 298 | A | Alabama A&M | 6 | 10 |

Through Games Of April 24, 2016

| RPI | S | Opponent | Score | |
|-----|---|-------------|-------|----|
| 298 | H | Alabama A&M | 10 | 12 |
| 298 | H | Alabama A&M | 2 | 5 |

Mississippi Val.

M
i
s
s
i
s
s
i
p
p
i
V
a
l
.

M
i
s
s
i
s
s
i
p
p
i
V
a
l
.